GEORGIA TECH®

BASEBALL



2022 INFORMATION GUIDE



2022 GEORGIA TECH BASEBALL INFORMATION GUIDE

Georgia Tech Communications and Public Relations

INTRODUCTION

Table of Contents....1
Media Information....2
2022 Quick Facts....3
2022 Schedule....4
Mac Nease Baseball Park at Russ Chandler Stadium....5-6

THE YELLOW JACKETS

2022 Georgia Tech Baseball Roster....8
Returning Player Profiles....9-33
Newcomer Profiles....34-38

COACHES AND STAFF

Head Coach Danny Hall....40-43
Assistant Coach Danny Borrell....44
Assistant Coach James Ramsey....45
Volunteer Assistant Coach Zeke Pinkham....46
Director of Operations Nick Ascue....46
Assistant Player Development Coach Steve Tamborra....47
Athletic Trainer Paul Wolkoff....47
Equipment Manager David McDaniel....47
Student Managers....48

ADMINISTRATION

Institute President Ángel Cabrera....50
Faculty Athletics Representative Dr. Baratunde Cola....50
Director of Athletics Todd Stansbury....51
Senior Associate Athletics Director Ayo Taylor-Dixon....52
GTAA Administration....52

2021 SEASON IN REVIEW

2021 Season Review....54
2021 Game-by-Game Results....55
2021 Final Statistics....56-57
2021 Season Leaders....58

HISTORY

ACC History & Results....59
ACC Tournament Box Scores....60-65
NCAA Tournament History....66
NCAA Tournament Box Scores....67-71
Georgia Tech's CWS Teams....72-77
Georgia Tech's Major Leaguers....78-80
Yellow Jackets in the Pros....81-82
Yellow Jackets in the MLB Draft....83-87
All-Americans....88-89
National Honors....90
District/Regional Honors....91
ACC Honors....92-93
Team Honors....94
Retired/Honored Jerseys....94
Olympics/Team USA....95
Georgia Tech Hall of Fame....96
Head Coaches & Captains....97
All-Time Roster....98-99
Tech's Top Players Stats....100-105
Danny Hall's Milestone Wins at GT....106

RECORDS

Team Records....108-109
Batting Records....110-117
Pitching Records....118-125
Defensive Records....125
Year-By-Year Batting Stats....126
Year-By-Year Pitching Stats....127
Team Facts & Figures....128
Overall Series Records....129-130
Series History....131-139
Year-By-Year Results....140-153
GT Coaching Records....153-154

MEDIA INFORMATION

MEDIA SERVICES

The 2022 Georgia Tech Baseball Information Guide is published primarily as a source of information for members of the media. Requests for additional information, interviews and photographs should be directed to the Georgia Tech communications & public relations staff.

Baseball notes and statistics are updated regularly throughout the season. Access to this information can be achieved by accessing the official Georgia Tech Athletics website, www.RamblinWreck.com. The communications & public relations staff will email weekly releases to members of the media.

MEDIA CREDENTIALS

Media credentials are issued at the sole discretion of the Georgia Tech Athletic Association through its communications & public relations office. Professional media outlets and professional scouts may request credentials by contacting assistant director **Andrew Clausen** (aclausen@athletics.gatech.edu or 678-764-0867) at least one day prior to the game or series.

Credential requests are honored from professional media outlets and website that have a corresponding publication and/or affiliation with a nationally recognized media entity. Websites that do not employ professional journalists will not be issued credentials. Georgia Tech reserves the right to refuse any credential request deemed not to be in the best interest of the Institute.

Media Will Call: Members of the media may claim credentials two hours prior to each game at the media will-call window at Mac Nease Baseball Park at Russ Chandler Stadium, which is located at the third-base ticket booth on the corner of Cherry Street and Ferst Drive.

Media Parking: A limited number of media parking spaces are available for games/series at Russ Chandler Stadium. Please include parking requests along with credential requests.

Press Box: The Mac Nease Baseball Park Press Box is located atop the grandstand behind home plate. It includes space for working members of the press, official and visiting scorers, the public address announcer and the scoreboard operator. Also located on the press level are two radio booths, a television booth, and eight luxury suites (five indoor, two outdoor). The Press Box is on the same level as the third-base entry gate.

MEDIA INTERVIEWS

All interview requests for head coach Danny Hall or any Georgia Tech baseball player should be directed to the Georgia Tech communications & public relations staff and assistant director **Andrew Clausen** (aclausen@athletics.gatech.edu or 678-764-0867).

Players and coaches are available to the media before and after practice by appointment. Interviews with coaches or players while the team is on the road will be made on a case-by-case basis and requests should go through Andrew Clausen.

POSTGAME INTERVIEWS

Head coach Danny Hall is available to meet any working members of the press immediately following the game at a TBA location at Mac Nease Baseball Park. All player interviews are also conducted in the same location following head coach Danny Hall's postgame press conference. The Georgia Tech locker room is always closed and media members are not permitted in the clubhouse area. Media will be escorted to the postgame media location by a member of the Georgia Tech communications & public relations staff.

The Georgia Tech communications & public relations staff will coordinate all postgame interview requests for the Yellow Jackets.

Interviews with visiting team members can be done on the field, subject to the policy of the visiting team's sports information/communications staff representative.

PHOTOGRAPHERS

Media credentials are required for all photographers, videographers and television media. All credentials can be claimed at Will Call, located at the third-base entrance of the stadium.

Photo wells are located at the far end of both dugouts, but are reserved for the television broadcast teams. Photographers are permitted to shoot from the press level, but may also shoot from ground level between the two dugouts, down the first-base concourse and where space permits in the stands beyond the first-base dugout.

Photographers are not permitted on the field at any time.

PRESS BOX SERVICES

Updated cumulative statistics, game notes, scorecards and team rosters are available in the Press Box prior to each home game.

An official scorer is assigned to all home games, and the Georgia Tech Communications & Public Relations staff will keep the media informed of all scoring decisions, noteworthy facts and records.

BROADCASTING

Television: For the sixth-straight year, all home games will be broadcast live on ACC Network Extra, with a select number of games a part of the ACC television package (ESPN, ESPNU, ESPN2, ACC Network, RSN, etc.)

Georgia Tech's 2022 television schedule can be found at RamblinWreck.com.

Radio: All of Tech's baseball games will be aired on the radio in 2022. WREK Radio (91.1 FM in Atlanta/www.wrek.org), the nation's first 100,000-watt college station, will serve as the flagship home for Georgia Tech baseball once again this season. Boardcasts can also be heard on the Georgia Tech Gameday app and TuneIn app on mobile devices.

GEORGIA TECH COMMUNICATIONS & PUBLIC RELATIONS

Arthur B. Edge Jr. Intercollegiate Athletics Center
150 Bobby Dodd Way NW, Atlanta, GA 30332
Phone: 404-894-5445 | www.RamblinWreck.com



MIKE FLYNN
Assistant AD
Communications & Public Relations



MIKE STAMUS
Associate Director
Communications & Public Relations



ANDREW CLAUSEN
Assistant Director
Communications & Public Relations
Baseball Contact



LIZ RYAN
Associate Director
Communications & Public Relations



T.J. STRICKLIN
Assistant Director
Communications & Public Relations



RYAN FIELD
Postgraduate Assistant
Communications & Public Relations

MEDIA GUIDE CREDITS

Editing & Design: Andrew Clausen

Cover Design: Tyler Wheeler

Contributors: Wiley Ballard, Liz Ryan, Mike Flynn, Kevin Davis, Anand Sarathy, Aury St. Germain, Eric Burgher
Photography: Head shots, team photo and most action by Danny Karnik
Other photos by USA Today Sports Images, Ken Langley and the Georgia Tech Athletics Archive

Georgia Tech is an equal opportunity employer and will not discriminate against any employee or applicant on the basis of age, color, disability, gender, national origin, race, religion, sexual orientation, veteran status, or any classification protected by federal, state, or local law. Consistent with its obligations under federal law, each company that is a federal contractor or subcontractor is committed to taking affirmative action to employ and advance in employment qualified women, minorities, disabled individuals and veterans.

SOCIAL MEDIA

Twitter	@GTAthletics @GTBaseball
Instagram	@GTAthletics @GT_Baseball
Facebook	Georgia Tech Yellow Jackets www.facebook.com/gtathletics
	Georgia Tech Baseball www.facebook.com/gtbaseball
Snapchat	TogetherWeSwarm

2022 QUICK FACTS

INSTITUTE INFORMATION

Name..... Georgia Institute of Technology (Georgia Tech)
We are the Georgia Institute of Technology or Georgia Tech. We are not Georgia Tech University.
Location .....Atlanta, Ga. 30332
Founded.....1885
Enrollment.....43,859
Nicknames ..... Yellow Jackets, Rambling Wreck
Mascot..... "Buzz" the Yellow Jacket
..... 1930 Model "A" Ford
Colors .....Tech Gold and White
Conference.....Atlantic Coast Conference (ACC)
President.....Dr. Ángel Cabrera
Faculty Representative ..... Dr. Baratunde Cola
Director of Athletics.....Todd Stansbury
Institute Website ..... www.gatech.edu
Athletics Website ..... www.ramblinwreck.com

GTAA ADMINISTRATION

Director of Athletics.....Todd Stansbury
Deputy AD .....Mark Rountree
Sr. Associate AD/External Operations .....Ayo Taylor-Dixon
Sr. Associate AD/S-A Development & SWA .....Joeleen Akin
Sr. Associate AD/Sports Medicine.....Dr. Angelo Galante
Assoc. VP of Development (Athletics).....Jim Hall
Sr. Associate AD/Annual Giving & Engagement.. Jeff Keisler
Sr. Associate AD/Student Services..... Phyllis LaBaw
Sr. Associate AD/Finance & Administration.....Brad Stricklin
Associate AD/Compliance.....Lance Markos
Assistant AD/Innovation..... Doug Allvine
Assistant AD/Business Operations.....Selinda Biggers
Assistant AD/Video & Broadcast Services ..... Andy Blanton
Assistant AD/Information Technology .....Anthony Bridges
Assistant AD/Student Services..... Chris Breen
Assistant AD/Communications & PR.....Mike Flynn
Assistant AD/Ticket Operations ..... Bobby Holman
Assistant AD/Ideation .....Gage Jenkins
Assistant AD/Special Projects .....Simit Shah
Assistant AD/Student-Athlete Development....Leah Thomas
Assistant AD/Events and Facilities.....John D. Tweedy
Assistant AD/Marketing & Fan Experience ....Donielle White

BASEBALL STAFF

Head Coach.....Danny Hall (29th season)
..... Alma Mater: Miami (Ohio), 1977
Hitting Coach/Recruit. Coord. James Ramsey (4th season)
..... Alma Mater: Florida State, 2012
Pitching Coach.....Danny Borrell (3rd season)
.....Alma Mater: Wake Forest, 2009
Volunteer Assistant Coach ....Zeke Pinkham (2nd season)
.....Alma Mater: Louisville, 2019
Strength & Conditioning.... Steve Tamborra (23rd season)
Asst. Director/Sports Medicine .. Paul Wolkoff (14th season)
Equipment Manager.....David McDaniel (7th season)
Communications Director .....Andrew Clausen
.....Email: aclausen@athletics.gatech.edu
.....Office: 404-894-5445

STADIUM INFORMATION

Name..... Mac Nease Baseball Park
at Russ Chandler Stadium
Year Opened.....1930
Year Renovated (Full Renovation).....2001
Last Renovation 2020-2021
Capacity.....3,194
Field Dimensions 329-382-390-350-334
Wall Height..... 10 feet
Address.. Fowler Street & Fifth Street, Atlanta, Ga. 30332

Three-time College Baseball
Sports Turf Managers Association
"Field of the Year"
2008 · 2014 · 2019

HISTORICAL INFORMATION

Record Since 1895
..... 2,541-1,626-27 (.610)
Record at Mac Nease Baseball Park .....(1985-present)
..... 966-312-1 (.756)
ACC Regular Season Record .....(1980-present)
..... 566-413-2 (.578)
ACC Regular Season Championships (Division) 9
1987, 1993, 1997, 2000, 2004, 2005, (2011, 2019, 2021)
ACC Tournament Appearances & Record
41.....82-66 (.554)
ACC Tournament Championships.....9
1985, 1986, 1987, 1988, 2000, 2003, 2005, 2012, 2014
NCAA Tournament Appearances.....33
1959, 1971, 1985, 1986, 1987, 1988, 1989,1990, 1991,1992, 1993, 1994, 1995, 1996, 1997, 1998, 2000, 2001, 2002, 2003, 2004, 2005, 2006, 2008, 2009, 2010, 2011, 2012, 2013, 2014, 2016, 2019, 2021
NCAA Tournament Record.....75-67 (.528)
NCAA Super Regional Appearances.....5
2000, 2002, 2004, 2005, 2006
College World Series Appearances.....3
1994 (2nd), 2002 (T-5th), 2006 (T-7th)
College World Series Record.....4-5 (.444)

2021 YEAR IN REVIEW

Overall Record 31-25
Home Record.....15-13
Away Record.....13-9
Neutral Record.....3-3
ACC Record.....21-15
Home Record.....10-8
Away Record.....11-7
ACC Finish.....First - Coastal Division
..... Second - Overall
ACC Tournament Record.....1-2
Final Ranking.....No. 22 (CB)

2022 TEAM INFORMATION

Letterwinners Returning 29
Letterwinners Lost 6
Starters Returning (Position/DH).....7
Starters Lost (Position/DH).....3
Starting Pitchers Returning 4
Starting Pitchers Lost.....1
Newcomers 16

KEY RETURNING POSITION PLAYERS

Kevin Parada .....So., C
.318 avg., 70 hits, 20 2B, 2 3B, 9 HR, 42 RBI, 42 runs
Andrew Jenkins .....So., 1B
.302 avg., 48 hits, 12 2B, 1 3B, 9 HR, 34 RBI, 32 runs
Drew Compton.....So., INF/DH
.294 avg., 55 hits, 10 2B, 13 HR, 37 RBI, .393 OB%
Tres Gonzalez .....So., OF
.279 avg., 57 hits, 16 2B, 3 HR, 27 RBI, .422 OB%
Stephen Reid.....So., OF/DH
.263 avg., 52 hits, 11 2B, 9 HR, 42 RBI, 29 runs
Jake DeLeo .....So., OF
.254 avg., 46 hits, 8 2B, 1 3B, 2 HR, 22 RBI, 26 runs
Colin Hall* .....Sr., OF
.229 avg., 16 hits, 2 2B, 2 3B, 8 RBI, 13 runs
**played in just 20 games due to injury in 2021*

KEY RETURNING PITCHERS

Zach Maxwell .....So., RHP
2-2, 3.09 ERA, 32.0 IP, 56 K, .185 opp. avg.
Josiah Siegel ..... So., LHP
2-1, 3.77 ERA, 28.2 IP, 22 K, .250 opp. avg.
Dawson Brown .....So., RHP
2-0, 4.40 ERA, 14.1 IP, 12 K, .333 opp. avg.
Marquis Grissom, Jr. .....So., RHP
1-3, 5.58 ERA, 30.2 IP, 31 K, .244 opp. avg.
Joseph Mannelly.....R-Jr., LHP
2-0, 5.81 ERA, 31.0 IP, 33 K, .263 opp. avg.
Sam Crawford.....R-Jr., LHP
3-4, 6.00 ERA, 51.0 IP, 37 K, .284 opp. avg.
Luke Bartnicki.....Jr., LHP
2-2, 6.00 ERA, 42.0 IP, 41 K, .296 opp. avg.
Dalton Smith..... So., LHP
2-2, 6.51 ERA, 37.1 IP, 36 K, .250 opp. avg.

KEY POSITION PLAYERS LOST

Luke Waddell.....Jr., SS
.309 avg., 71 hits, 12 2B, 1 3B, 8 HR, 33 RBI, 30 BB, 16 K
Justyn-Henry Malloy..... Jr., 3B
.308 avg., 64 hits, 17 2B, 1 3B, 11 HR, 43 RBI, 53 runs
Austin Wilhite.....Sr., 2B
.249 avg., 42 hits, 11 2B, 2 HR, 19 RBI, 30 runs

KEY PITCHERS LOST

Andy Archer.....Sr., RHP
5-5, 4.80 ERA, 75.0 IP, 77 K, .246 opp. avg.
Brant Hurter..... So. LHP
5-4, 3.90 ERA, 85.1 IP, 83 K, 19 BB, .253 opp. avg.

MAC NEASE BASEBALL PARK AT RUSS CHANDLER STADIUM



Mac Nease Baseball Park at Russ Chandler Stadium is the only college baseball facility in the country to be been named "Field of the Year" by the Sports Turf Managers Association three times. Russ Chandler remains the only baseball stadium in the Atlantic Coast Conference to have earned the honor, taking the crown in 2008, 2014, 2019.

Scenically nestled in downtown Atlanta, Mac Nease Baseball Park provides a brilliant backdrop for college baseball and offers one of the best atmospheres for the game in the country.

The home of Georgia Tech baseball for nearly 90 years, Mac Nease Baseball Park has a long and storied history, from its original construction in 1930 with funds from Tech's 1929 appearance in the Rose Bowl game to its use as a training facility for the 1996 Centennial Olympic Games.

With incredible views of the Atlanta skyline, the facility underwent a $4.5 million renovation and expansion underneath the stadium in 2014-15.

An anonymous $2.5 million challenge grant was the lead for Phase I of the Mac Nease Baseball Park renovations. Phase II of the renovations, which includes further expansion of the team's clubhouse facilities down the left-field line, is entering the final development stages.

The latest renovation prior to the start of last season included a new state-of-the-art video board in left field as well as a new sound system throughout the stadium to better enhance the gameday atmosphere.

Prior to the latest additions, 2014-15 saw the first renovation to Russ Chandler Stadium since its complete reconstruction for the 2002 season. The reconstruction took less than eight months at a cost of $9.7 million, making the "Rusty C" one of the top collegiate ballparks in America.

At a current capacity of 3,194, Georgia Tech's baseball facility more than doubled in size when the renovations were complete in 2002. Mac Nease Baseball Park features approximately 1,100 chair back seats behind the home plate area in addition to nearly 3,000 bleacher seats.

A wide concourse and plaza area is located at the main entrance to the stadium behind third base. Ticket booths, concession stands and restrooms are located on both the first base and third base sides of the stadium.

Above the grandstand is the press level, which includes ample space for the writers and broadcasters who cover Tech's nationally-ranked program. The main press box has seating for more than 30, while three auxiliary booths can accommodate television and radio crews.

The orginal stadium contained two enclosed luxury suites are located to one side of the press box, while six open-air, covered suites are on the other side of the press area, but was renovated in Phase II.



MARK TEIXEIRA LOCKER ROOM/PLAYERS LOUNGE



With the $4.5 million renovation and expansion underneath the stadium in 2014-15, the Yellow Jackets' locker, training and weight rooms were transformed to make Russ Chandler into a state-of-the-art, all-around facility.

Tech's locker room (pictured above) doubled to 2,000-square feet and was renamed the Mark Teixeira Locker Room.

Georgia Tech's clubhouse, which is located on the third base side of the stadium, includes a player's lounge (pictured below), a study hall classroom, a video room where players and coaches can break down game film, and a separate locker area for the coaching staff. A state-of-the-art athletic training room is adjacent to the Tech locker room in addition to a sizable weight room and workout facility (pictured to the right).

The facility features locker rooms for both Georgia Tech and the visiting team, as well as for the umpires.

The stadium also includes three covered batting cages and pitching mounds. One is located underneath the grandstand, while an enclosed area above the left field grandstand houses two additional cages and mounds.





PHASE II RENOVATIONS



After meeting its $9 million fundraising goal in March 2019 as part of Georgia Tech's Athletics Initiative 2020, Phase II of the Russ Chandler Stadium renovation project began construction in the summer of 2020 and was completed during the 2021 regular season in February.

Phase II renovations were driven by Georgia Tech athletics' vision for its nationally renowned baseball program – to improve fan experience, enhance player development and celebrate the Yellow Jackets' rich baseball history. The upgrades cemented Russ Chandler Stadium's standing as one of the premier facilities in all of college baseball.

The new 25,379-square-foot, two-story structure's features include:

- a concourse-level atrium that will serve as an iconic point of entry to the stadium on gamedays and highlight the history of Georgia Tech baseball. On non-gamedays, the atrium will convert into a teaching auditorium for Tech baseball and a venue for third-party rentals;
- premium suite areas, including a terrace view club overlooking the field and the Atlanta skyline, as well as renovated premium seating closer to the action on the field;
- upgraded fan amenities along the third-base concourse, including new restroom facilities, concession stands and an outdoor plaza;
- a new, expanded indoor training facility that will include three batting cages, two pitching tunnels and a state-of-the-art player development center, which will blend technology and analysis using a pitching lab, hitting area and video room. The facility will be adjacent to the Yellow Jackets' dugout and heated/air-conditioned for year-round use.






ZACH MAXWELL

YELLOW JACKETS

2022 GEORGIA TECH BASEBALL ROSTERS

No.	Name		Position	B/T	Height	Weight	Elig.	Hometown/High School (Prev. School)
1	Chandler Simpson		INF	L/R	6-2	155	So.	East Point, Ga./St. Pius X (UAB)
2	Kristian Campbell		INF	R/R	6-3	191	Fr.	Marietta, Ga./Walton
3	Tres Gonzalez	"tress"	OF	L/L	6-0	185	So.	Sandy Springs, Ga./Mount Vernon Presbyterian
4	Kevin Parada		C	R/R	6-1	197	So.	Pasadena, Calif./Loyola
5	Colin Hall		OF	L/R	5-11	185	Sr.	Alpharetta, Ga./Wesleyan School
6	Dalton Smith		LHP	R/L	6-1	215	So.	Valdosta, Ga./Lowndes HS
7	Jett Lovett		OF	L/R	5-11	160	Fr.	Newnan, Ga./Newnan
8	Tim Borden II		INF	R/R	6-2	200	So.	Sellersburg, Ind./Our Lady of Providence (Louisville)
9	Marquis Grissom, Jr.		RHP	R/R	6-2	202	So.	Atlanta, Ga./Counterpane School
10	Andrew Jenkins		INF	R/R	6-0	217	So.	Atlanta, Ga./Pace Academy
12	Jackson Finley		RHP/OF	R/R	6-4	222	RS Fr.	Richmond Hill, Ga./Richmond Hill HS
14	John Anderson		INF	R/R	5-10	182	So.	Oakwood, Ga./Grayson
15	Jake DeLeo	"da-lee-o"	OF	R/R	6-2	194	So.	Norwalk, Conn./Avon Old Farms School
18	Tyler Hare		OF	L/R	6-2	220	Fr.	Atlanta, Ga./Marist
19	Cort Roedig	"row-dig"	RHP	R/R	6-4	210	Jr.	Orlando, Fla./Dr. Phillips
20	Cole McNamee	"mac-nah-mee"	RHP	R/R	6-4	215	Sr.	Milton, Ga./Blessed Trinity Catholic (Wake Forest)
21	Luke Bartnicki		LHP	L/L	6-3	238	Jr.	Marietta, Ga./Walton
22	Chance Huff		RHP	R/R	6-4	220	Jr.	Niceville, Fla./Niceville HS (Vanderbilt)
23	Stephen Reid		OF	R/R	6-1	204	So.	Garwood, N.J./Governor Livingston
24	Tervell Johnson	"ter-VELL"	OF	R/R	6-0	195	So.	Atlanta, Ga./Mays
25	Drew Compton		INF	S/R	6-2	212	So.	Berkeley Heights, N.J./Governor Livingston
26	Cody Carwile		LHP	L/L	6-4	190	Fr.	Fleming Island, Fla./Fleming Island
27	Dawson Brown		RHP	R/R	6-1	198	So.	Macon, Ga./Tattnall Square Academy
28	Logan McGuire		RHP	R/R	6-3	180	Fr.	Acworth, Ga./Allatoona
29	Christian Okerholm	"oh-ker-holm"	RHP	R/R	6-3	205	Fr.	Austin, Texas/Vandegrift
31	Camron Hill		LHP	L/L	6-6	220	Fr.	Fayetteville, Ga./Whitewater
32	Joseph Mannelly	"man-e-lee"	LHP	L/L	6-3	208	RS Jr.	Atlanta, Ga./Marist School
35	Bradley Frye		INF	R/R	6-2	180	Fr.	Marietta, Ga./Lassiter
36	Sam Crawford		LHP	L/L	6-2	212	RS Jr.	Raleigh, N.C./St. David's
37	Xander Stephens	"zander"	RHP	R/R	6-2	230	So.	Lilburn, Ga./Parkview
38	Jack Rubenstein		C	R/R	5-11	195	Sr.	Atlanta, Ga./Pace Academy (Emory)
39	Brandon Prince		INF	R/R	5-11	175	Fr.	Carrollton, Ga./Carrollton (Georgia Highlands)
40	John Giesler	"geese-ler"	INF	R/R	6-3	215	So.	Marietta, Ga./Walton HS
41	Zach Maxwell		RHP	R/R	6-6	280	So.	Acworth, Ga./North Paulding HS
42	Jadyn Jackson		INF	R/R	6-0	192	So.	Sugar Hill, Ga./Lanier HS
43	Nicholas Romano		INF	S/R	6-2	205	Fr.	Boca Raton, Fla./American Heritage
45	Cameron Clines		RHP	R/R	6-3	210	Fr.	Lake Worth, Fla./Park Vista
46	Ben King		RHP	R/R	6-3	220	So.	Calhoun, Ga./Calhoun
48	Josiah Siegel	"see-gul"	LHP	L/L	6-1	200	So.	Woodstock, Ga./Woodstock HS
50	Carter Daniels		RHP	R/R	6-2	200	Fr.	Columbia, S.C./P27 Academy
51	Aeden Finateri	"A-den"	RHP	R/R	6-0	220	Fr.	Watertown, Conn./Avon Old Farms
55	John Medich	"meh-ditch"	RHP	R/R	6-4	233	RS Sr.	Sewickley, Pa./Quaker Valley (Rhodes College)

ALPHABETICAL

No.	Name
14	John Anderson
21	Luke Bartnicki
8	Tim Borden II
27	Dawson Brown
2	Kristian Campbell
26	Cody Carwile
45	Cameron Clines
25	Drew Compton
36	Sam Crawford
50	Carter Daniels
15	Jake DeLeo
51	Aeden Finateri
12	Jackson Finley
35	Bradley Frye
40	John Giesler
3	Tres Gonzalez
9	Marquis Grissom, Jr.
5	Colin Hall
18	Tyler Hare
31	Camron Hill
22	Chance Huff
42	Jadyn Jackson
10	Andrew Jenkins
24	Tervell Johnson
46	Ben King
7	Jett Lovett
32	Joseph Mannelly
41	Zach Maxwell
28	Logan McGuire
20	Cole McNamee
55	John Medich
29	Christian Okerholm
4	Kevin Parada
39	Brandon Prince
23	Stephen Reid
19	Cort Roedig
43	Nicholas Romano
38	Jack Rubenstein
48	Josiah Siegel
1	Chandler Simpson
6	Dalton Smith
37	Xander Stephens

COACHES & STAFF

Head Coach:	17 Danny Hall (Miami, Ohio '77), 29th year at Tech
Assistant Coach/Pitching:	30 Danny Borrell (Wake Forest '09), 3rd year
Assistant Coach/Hitting:	13 James Ramsey (Florida State '12), 4th year
Volunteer Assistant Coach:	54 Zeke Pinkham (Louisville '19), 2nd year
Director of Baseball Operations:	Nick Ascue (Averett College, '15), 2nd year
Athletic Trainer:	Paul Wolkoff (Georgia Tech, '93), 14th year
Strength & Conditioning:	Steve Tamborra (Florida State '94), 23rd year
Equipment Manager:	David McDaniel (Liberty, '09), 6th year

BY STATE

Georgia (27)
John Anderson . . . Oakwood
Luke Bartnicki . . . Marietta
Dawson Brown . . . Macon
Kristian Campbell . . . Marietta
Jackson Finley . . . Richmond Hill
Bradley Frye . . . Marietta
John Giesler . . . Marietta
Tres Gonzalez . . . Sandy Springs
Marquis Grissom, Jr. . . . Atlanta
Colin Hall . . . Alpharetta
Tyler Hare . . . Atlanta
Camron Hill . . . Fayetteville
Jadyn Jackson . . . Sugar Hill
Andrew Jenkins . . . Atlanta
Tervell Johnson . . . Atlanta
Ben King . . . Calhoun
Jett Lovett . . . Newnan
Joseph Mannelly . . . Atlanta
Zach Maxwell . . . Acworth
Logan McGuire . . . Acworth
Cole McNamee . . . Milton
Brandon Prince . . . Carrollton
Jack Rubenstein . . . Atlanta
Josiah Siegel . . . Woodstock
Chandler Simpson . . . East Point
Dalton Smith . . . Valdosta
Xander Stephens . . . Lilburn

Florida (5)
Cody Carwile . . . Fleming Island
Cameron Clines . . . Lake Worth
Chance Huff . . . Niceville
Cort Roedig . . . Orlando
Nicholas Romano . . . Boca Raton

Connecticut (2)
Jake DeLeo . . . Norwalk
Aeden Finateri . . . Watertown

New Jersey (2)
Drew Compton . . . Berkeley Heights
Stephen Reid . . . Garwood

California (1)
Kevin Parada . . . Pasadena

Indiana (1)
Tim Borden . . . Sellersburg

North Carolina (1)
Sam Crawford . . . Raleigh

Pennsylvania (1)
John Medich . . . Sewickley

South Carolina (1)
Carter Daniels . . . Columbia

Texas (1)
Christian Okerholm . . . Austin

BY ELIGIBILITY

Seniors (3): Hall, McNamee^, Medich*

Juniors (5): Bartnicki, Crawford*, Huff, Mannelly*, Roedig

Sophomores (19): Anderson, Borden, Brown, Compton, DeLeo, Giesler, Gonzalez, Grissom, Jackson, Jenkins, Johnson, King, Maxwell, Parada, Reid, Siegel, Simpson, Smith, Stephens

Freshman (14): Campbell, Carwile, Clines, Daniels, Finateri, Finley*, Frye, Hare, Hill, Lovett, McGuire, Okerholm, Prince^, Romano,

** redshirt ^transfer*

RETURNERS

JOHN ANDERSON

Sophomore ○ INF
5-10 ○ 182 ○ R/R
Oakwood, Ga. (Grayson)

14



Honors & Awards

2020-21 ACC Academic Honor Roll

2021 (Freshman)

Made 18 appearances with 10 starts – nine at designated hitter, one at third base … Hit four home runs in 47 at-bats … Finished with a .277 average for 13 hits, one double and 10 RBI … Made collegiate debut pinch hitting against Georgia State (March 3) … Made his first start against USC Upstate (April 6) where he went 3-for-4 with a home run … Had a four-game hit streak from May 8-May 15, including three multi-hit games … Combined for four hits, four RBI and two home runs against Clemson (May 8 and May 9) … Also had two hits and an RBI at Miami (May 14).

Before Tech

Perfect Game's No. 2 second baseman in the state of Georgia … Three-year letterwinner at Grayson and one-year captain … Helped lead team to four regional championships … Also led team to 2019 State Championship semifinals, 2018 Elite 8 and 2017 Sweet 16 … Ranked as the No. 1 right-handed hitter in Georgia and No. 13 overall player … Holds the home run record (14) for Grayson High School … Named first-team all-county in 2019, second-team all-county in 2018, an honorable mention in 2017 and a two-time Gwinnett All-Star (2018-19) … Finished with 98 games played at Grayson, hitting .379 over 269 at-bats … With a 1.165 OPS, recorded 23 doubles, six triples, 14 home runs, 66 walks, 97 RBI, 74 runs and 18 stolen bases … Notched a .500 on-base percentage … In Perfect Game/ Showcase play, was a three-time MVP ("The Series", "East Cobb Invitational" and BCS 2019 events) … Named to Elite Hitting 2018 Team, marking him as one of the top-eight infielders in the country … Two-time Preseason All-American (2018, 2019) and named to All-American Teams a whopping 30 times … Won the WWBA Championship in 2018, as well as the East Cobb Invitational, South East Qualifier and Super 25 events … From 2017-2019, finished with 178 games played and a .386 average in 428 at-bats … Launched 100 singles, 49 doubles, nine triples, seven home runs for 131 runs and 140 RBI … Also recorded 89 walks and 26 stolen bases for a .499 on-base percentage … Also lettered one year as a captain at North Gwinnett … Has one older sister … Intends on majoring in business finance … Enjoys wake surfing and jet skiing in his spare time … His grandmother's nephew, Joel Weatherford, was drafted by the Milwaukee Brewers in the 20th round of the 1982 MLB Draft from Newberry College … Weatherford spent two years in the minor leagues, reaching A-ball and finishing with a .255 average, 85 hits, 12 doubles, two home runs and 46 RBI in 104 games.

CAREER HIGHS

Hits: 3 vs. USC Upstate (April 6, 2021)
Doubles: 1 vs. Louisville (March 6, 2021)
Home runs: 1, four times
RBI: 2, twice - last vs. Clemson (May 9, 2021)
At-Bats: 5, twice - last vs. Georgia (May 18, 2021)

CAREER STATISTICS // ALL GAMES

Year	Avg	GP	GS	AB	R	H	2B	3B	HR	RBI	TB	SLG%	BB	HBP	SO	GDP	OB%	SF	SH	SB	ATT	PO	A	E	FLD%
2021	.277	18	10	47	9	13	1	0	4	10	26	.553	4	0	16	0	.321	2	0	0	0	1	2	1	.750
TOTAL	**.277**	**18**	**10**	**47**	**9**	**13**	**1**	**0**	**4**	**10**	**26**	**.553**	**4**	**0**	**16**	**0**	**.321**	**2**	**0**	**0**	**0**	**1**	**2**	**1**	**.750**

CAREER STATISTICS // CONFERENCE GAMES

Year	Avg	GP	GS	AB	R	H	2B	3B	HR	RBI	TB	SLG%	BB	HBP	SO	GDP	OB%	SF	SH	SB	ATT	PO	A	E	FLD%
2021	.294	11	8	34	7	10	1	0	3	9	20	.588	2	0	10	0	.316	2	0	0	0	0	0	0	.000
TOTAL	**.294**	**11**	**8**	**34**	**7**	**10**	**1**	**0**	**3**	**9**	**20**	**.588**	**2**	**0**	**10**	**0**	**.316**	**2**	**0**	**0**	**0**	**0**	**0**	**0**	**.000**

RETURNERS

LUKE BARTNICKI

Junior ○ LHP
6-3 ○ 238 ○ L/L
Marietta, Ga. (Walton)

21



MLB Draft

Drafted in the 29th round by Arizona Diamondbacks (879th overall) in 2018 but chose to attend Tech.

2021 (Sophomore)

Made 28 appearances as Tech's primary closer … Finished with seven saves – good for tied-15th all-time at Tech – a 2-2 record and a 6.00 ERA … Surrendered 28 earned runs in 42.0 innings, striking out 41 and walking 22 … Held opponents to .296 batting average … Recorded a one-pitch save against Mercer (Feb. 24) … Pitched 2.0 shutout innings to close and get his second save at Duke (March 26) … Allowed just one earned run in his one-inning save against Virginia (April 1) … Pitched 1.1 shutout innings to close at then-No. 12 Notre Dame (April 11) for his fourth save of the season … Went 2.1 innings and allowed one run on two hits against then-No. 12 Florida State (April 25) for his fifth save … Allowed just one hit in 2.0 innings at then-No. 20 Georgia (April 27) for his sixth save … Pitched a season-long 4.0 innings against eventual College World Series participant and then-No. 8 NC State (May 29) in the ACC Tournament, allowing one hit and one run … Picked up his seventh save in the NCAA Nashville Regional against Indiana State (June 4), allowing just two hits in 2.0 innings.

2020 (Sophomore)

Made three starts over four appearances in his second year on The Flats in the shortened 2020 season … Finished with the second-lowest ERA on the team at 1.76 … Pitched 15.1 innings of work, allowing just three earned runs while punching out 17 batters … Held opponents to a .137 batting average … Made his first career start in a nail-biting game at Georgia Southern (Feb. 18), allowing just one earned run and three hits over 4.0 innings despite the no decision … Pitched back-to-back scoreless outings – a three-inning start against Gardner-Webb (Feb. 25) where he also fanned six hitters, before he struck out four in 3.1 innings against then-No. 4 Georgia (Feb. 29) … Started against Virginia Tech (March 8), where he allowed just two runs in 5.0 innings, receiving a no decision.

2019 (Freshman)

Made 29 appearances as a large component out of the bullpen – good for 10th in the ACC … Finished with 32.1 innings of work, 23 earned runs for a 6.40 ERA … Pitched to a 2-2 record and one save … Made first two appearances in dramatic fashion, recording his first-career win in an extra-innings walkoff over West Virginia (Feb. 16) before getting a key out late in the extra-innings walkoff over then-No. 3 and eventual Los Angeles Regional host UCLA … Made 16 scoreless appearances on the season, including four of his final six appearances of the season … Had his best performance against Pitt (May 16) when he went 2.2 innings, allowing just one hit and punching out three … Matched his season high of three strikeouts four times – Georgia State (Feb. 27), Kennesaw State (March 5), Pitt (May 16) and in the NCAA Regional quarterfinal vs. Coastal Carolina (June 2) … Earned his first career save against Georgia Southern (March 12) when he entered a 7-6 ballgame in the top of the ninth with two outs and runners on first and second and struck out the final hitter.

CAREER HIGHS

Innings: 5.0 vs. Virginia Tech (March 8, 2020)
Walks: 4 vs. Virginia Tech (March 8, 2020)
Strikeouts: 6 vs. Gardner-Webb (Feb. 25, 2020)
Batters Faced: 23 vs. Virginia Tech (March 8, 2020)

Before Tech

A left-handed pitcher, Bartnicki is ranked the No. 1 overall left-handed pitcher in the state of Georgia and the No. 6 overall prospect for the class of 2018 by *Perfect Game* … He is also ranked the No. 3 overall left-handed hurler and No. 19 overall nationally by *Perfect Game* in the class of 2018 … A 2017 *Perfect Game* Underclassmen All-American First Team selection and a 2016 PG Underclassmen All-American High Honorable Mention honoree, Bartnicki played this summer at the 2017 *Perfect Game* All-American Classic in San Diego, Calif. and in the Under Armour All-American Game at Wrigley Field in Chicago, Ill. … Named a Showcase Top Prospect at the 2017 National Showcase, the lefty helped guide his summer team to team titles in 2016 at the 16U PGEvoshield Classic, the WWBA 2018 Grads or 16U National Championship Qualifier, the 16U WWBA memorial Day at LakePoint and at the 2015 PG Elite Underclass Championship … A member of countless all-tournament teams, including the 2017 PG Summer Showdown Protected by G-Form, the 2017 WWBA 17U National Championship, the 2017 WWBA 17U National Championship Qualifier and both the 18U and 17U 2017 *Perfect Game*-East Cobb Invitational events … A four-year letterwinner in both baseball and swimming at Walton High School … He led Walton High School to a Region 4-AAAAAA championship in 2017 after winning the state championship in 2016 … A 2017 MaxPreps Underclass All-American, Bartnicki went 10-1 his junior season to earn Marietta Daily Journal/Cobb County Pitcher of the Year and Georgia Dugout Club Preview Magazine Class AAAAAAA All-State Team honors … Threw two no-hitters in high shool … Set the Walton school record for most strikeouts in a s eason (101) … Was also an accomplished sprinter in swimming, finishing as a captain his senior year … helped the team to a state championship in 2016.

Personal

Has two brothers … Chose Georgia Tech because of the athletic programs, its academics and being in midtown Atlanta.

CAREER STATISTICS // ALL GAMES

Year	*ERA*	*W*	*L*	*App*	*GS*	*CG*	*SHO*	*CBO*	*SV*	*IP*	*H*	*R*	*ER*	*BB*	*SO*	*2B*	*3B*	*HR*	*BF*	*B/Avg*	*WP*	*HBP*	*BK*	*SFA*	*SHA*
2019	6.40	2	2	29	0	0	0	2	1	32.1	46	27	23	21	32	6	0	4	161	.338	1	1	1	2	1
2020	1.76	0	0	4	3	0	0	0	0	15.1	7	4	3	9	17	2	0	0	63	.137	1	1	0	0	1
2021	6.00	2	2	28	0	0	0	0	7	42.0	47	32	28	22	41	12	0	2	190	.296	2	5	1	1	3
TOTAL	**5.42**	**4**	**4**	**61**	**3**	**0**	**0**	**2**	**8**	**89.2**	**100**	**63**	**54**	**52**	**90**	**20**	**0**	**6**	**414**	**.289**	**4**	**7**	**2**	**3**	**5**

CAREER STATISTICS // CONFERENCE GAMES

Year	*ERA*	*W*	*L*	*App*	*GS*	*CG*	*SHO*	*CBO*	*SV*	*IP*	*H*	*R*	*ER*	*BB*	*SO*	*2B*	*3B*	*HR*	*BF*	*B/Avg*	*WP*	*HBP*	*BK*	*SFA*	*SHA*
2019	7.04	1	1	13	0	0	0	1	0	15.1	25	14	12	10	13	5	0	2	75	.385	0	0	0	0	0
2020	3.60	0	0	1	1	0	0	0	0	5.0	3	2	2	4	4	0	0	0	23	.167	1	0	0	0	0
2021	7.71	2	2	17	0	0	0	0	4	23.1	33	23	20	14	24	9	0	2	116	.347	2	4	1	1	2
TOTAL	**7.01**	**3**	**3**	**31**	**1**	**0**	**0**	**1**	**4**	**43.2**	**61**	**39**	**34**	**28**	**41**	**14**	**0**	**4**	**214**	**.343**	**3**	**4**	**1**	**1**	**2**

RETURNERS

DAWSON BROWN

Sophomore ○ RHP
6-1 ○ 198 ○ R/R
Macon, Ga. (Tattnall Square Acad.)

27



Honors & Awards

2020-21 ACC Academic Honor Roll

2021 (Freshman)

Appeared in 14 games as a relief pitcher … Recorded the third-lowest ERA among relief pitchers … Finished the year with a 2-0 record and 4.40 ERA, allowing just seven runs in 14.1 innings … Struck out 12 on the year … Made his collegiate debut against Georgia State (March 3) … Pitched a career-long 2.0 innings against USC Upstate (April 6), allowing just three hits … Recorded his first career win with 1.0 innings of two-hit shutout baseball against Georgia State (April 20) … Had his best outing against then-No. 17 Florida State (April 24), going 2.0 shutout innings, striking out four … Picked up his second victory with three key pitches in extra-innings against Louisville (May 27) in the ACC Tournament.

Before Tech

Before Tech: A two-time Perfect Game Preseason All-American (Honorable Mention 2018; High Honorable Mention 2019) … Sat mid-to-high 80s on his fastball in 2018 … Made three all-tournament teams in showcase ball … in 2017-18, combined for 18.2 innings on the mound for Perfect Game … Punched out 20 hitters and allowed just 16 hits for a 1.50 ERA and 1.07 WHIP … Also made 83 plate appearances, finishing with a .250 average … Recorded 18 hits and four doubles for 11 RBI … Stole 17 bases … In 2018-19, pitched a 1.49 ERA through 11 appearances to a 5-1 record … Over 51.2 innings, allowed just 11 earned runs, dealing out 70 strikeouts to just 15 walks … Finished with a .186 opponent's average in 212 batters faced … Also took 36 at-bats on the year, finishing with a .250 average … Recorded nine hits, one double and nine RBI … Also drew nine walks for a .408 on-base percentage … Made 19 appearances on the mound in 2017-18 at Tattnall Square Academy … Finished with a 4-2 record, 2.15 ERA and one save in 29.1 innings of work … Allowed just nine earned runs and finished with a 3:1 strikeout-to-walk ratio … Also recorded 13 hits and five doubles for 18 RBI … Is the son of the Georgia Tech Hall of Famer and former LA Dodger Kevin Brown, a six-time all-star and two-time ERA title winner … Kevin Brown helped the Florida Marlins to the 1995 World Series before signing the first $100 million contract with Los Angeles in 1998.

CAREER HIGHS

Innings: 2.0, twice - last vs. Florida State (April 24, 2021)
Walks: 3 vs. Georgia State (March 3, 2021)
Strikeouts: 4 vs. Florida State (April 24, 2021)
Batters Faced: 11 vs. Florida State (April 24, 2021)

YELLOW JACKETS

CAREER STATISTICS // ALL GAMES

Year	ERA	W	L	App	GS	CG	SHO	CBO	SV	IP	H	R	ER	BB	SO	2B	3B	HR	BF	B/Avg	WP	HBP	BK	SFA	SHA
2021	4.40	2	0	14	0	0	0	0	0	14.1	19	7	7	10	12	2	1	4	73	.333	5	5	1	1	0
TOTAL	**4.40**	**2**	**0**	**14**	**0**	**0**	**0**	**0**	**0**	**14.1**	**19**	**7**	**7**	**10**	**12**	**2**	**1**	**4**	**73**	**.333**	**5**	**5**	**1**	**1**	**0**

CAREER STATISTICS // CONFERENCE GAMES

Year	ERA	W	L	App	GS	CG	SHO	CBO	SV	IP	H	R	ER	BB	SO	2B	3B	HR	BF	B/Avg	WP	HBP	BK	SFA	SHA
2021	4.91	0	0	6	0	0	0	0	0	7.1	9	4	4	5	9	1	0	3	37	.300	2	1	0	1	0
TOTAL	**4.91**	**0**	**0**	**6**	**0**	**0**	**0**	**0**	**0**	**7.1**	**9**	**4**	**4**	**5**	**9**	**1**	**0**	**3**	**37**	**.300**	**2**	**1**	**0**	**1**	**0**

RETURNERS

DREW COMPTON

Sophomore • INF
6-2 • 212 • S/R
Berkeley Heights, N.J.
(Governor Livingston)
25



CAREER HIGHS

Hits: 4 vs. Ohio State (Feb. 21, 2020)
Doubles: 2, twice - vs. Louisville (May 27, 2021)
Triples: 1, twice - last vs. Virginia (April 3, 2021)
Home Runs: 2 vs. Indiana State (June 6, 2021)
RBI: 4 vs. Gardner Webb (Feb. 25, 2020)

Honors & Awards

2020 Collegiate Baseball Freshman All-American

2021 (Freshman)

Made 53 appearances and 47 starts … Made 24 starts at first base, 18 starts at designated hitter and five starts at third base … Finished hitting .294, for 55 hits, 10 doubles, one triple and a team-best 13 home run for 37 RBI … Had 17 multi-hit games and 10 multi-RBI games … Reached base in the final 12 games of the season … Hit .300 through April 17 before a cold spell … Caught fire in the postseason, recording five hits and two doubles in the ACC Tournament and seven hits and four home runs for seven RBI in the NCAA Nashville Regional … Went 3-for-4 with a home run and two RBI against Eastern Kentucky (Feb. 20) … Combined for four hits, two doubles and three RBI in the last two games at the-No. 8 and eventual College World Series participant NC State (Feb. 27-28) … Exploded against then-No. 1 Louisville for six hits, three home runs, two doubles, six RBI and four walks … Went 3-for-5 for three RBI against Pitt (March 14) … Fell a home run shy of the cycle against Virginia (April 3) … Came in to hit a pinch-hit walk-off home run in the bottom of the ninth against North Carolina (May 21) … Went 2-for-4 in the opening game of the ACC Tournament vs. Clemson (May 26) … Then hit two doubles and three hits total in the extra-innings thriller against Louisville (May 27) … Hit a two-run home run in the ninth against then-No. 4 Vanderbilt (June 5) in winner's game of the NCAA Nashville Regional … Went 3-for-5 for three RBI in the elimination game against Indiana State (June 6) in the Nashville Regional … Recorded two hits, including a solo home run with two outs in the bottom of the ninth to force extras against then-No. 4 Vanderbilt (June 6).

2020 (Freshman)

Started all 16 games in the shortened 2020 season at first base … Named a Collegiate Baseball freshman all-American … Finished second on the team with a .321 average, recording 18 hits, four doubles, one triple and three home runs for 12 RBI … Finished tied-second for longest team hitting streak (six) … Slugged .589 with a .420 on-base percentage … Became the third Yellow Jacket since 2015 to hit a home run in his first collegiate plate appearance – (Michael Guldberg in 2018; Blake Jackson in 2015) … Went a scorching 4-for-5 against Ohio State (Feb. 21), including a solo home run … Also recorded two hits in three-straight games – Ohio State (Feb. 23), Gardner-Webb (Feb. 25) and at then-No. 4 Georgia (Feb. 28) … Also knocked in four RBI against Gardner-Webb (Feb. 25) … Also drove in three RBI against Tennessee Tech (March 3) … Had a six-game hitting streak to finish the season and nine out of the last 10 games.

Before Tech

Ranked the No. 5 overall recruit and top third-basemen in the state of New Jersey by Perfect Game … Helped lead Governor Livingston High School to a 29-4 (9-2) record and a No. 8 ranking in the state … A strong switch-hitting threat, had 21 hits, seven doubles, two homers and 14 RBI in 76 at-bats in 2018 tournaments … Had a fine outing in the 2018 WWBA World Championships where he hit .238 with five hits, one home run and two RBI in 21 at-bats … Had the best tournament of the year at the WWBA '19 Grads event, garnering all-tournament honors for hitting .455 with 10 hits and eight RBI, while also getting three stolen bases … Helped lead the team to the county championship in 2018 … Named first-team all-state and the New Jersey Player of the Year as a senior after leading the state with 14 home runs.

Personal

Has two older siblings … Intends on majoring in business administration.

CAREER STATISTICS // ALL GAMES

Year	Avg	GP	GS	AB	R	H	2B	3B	HR	RBI	TB	SLG%	BB	HBP	SO	GDP	OB%	SF	SH	SB	ATT	PO	A	E	FLD%
2020	.321	16	16	56	12	18	4	1	3	12	33	.589	11	0	23	0	.420	2	0	0	0	99	8	1	.991
2021	.294	53	47	187	41	55	10	1	13	37	106	.567	27	4	57	2	.393	1	0	0	0	173	13	3	.984
TOTAL	**.300**	**69**	**63**	**243**	**53**	**73**	**14**	**2**	**16**	**49**	**139**	**.572**	**38**	**4**	**80**	**2**	**.399**	**3**	**0**	**0**	**0**	**272**	**21**	**4**	**.987**

CAREER STATISTICS // CONFERENCE GAMES

Year	Avg	GP	GS	AB	R	H	2B	3B	HR	RBI	TB	SLG%	BB	HBP	SO	GDP	OB%	SF	SH	SB	ATT	PO	A	E	FLD%
2020	.273	3	3	11	1	3	2	0	0	0	5	.455	3	0	7	0	.429	0	0	0	0	23	1	1	.960
2021	.254	33	29	114	25	29	7	1	4	18	50	.439	18	2	37	1	.363	1	0	0	0	132	11	3	.979
TOTAL	**.256**	**36**	**32**	**125**	**26**	**32**	**9**	**1**	**4**	**18**	**55**	**.440**	**21**	**2**	**44**	**1**	**.369**	**1**	**0**	**0**	**0**	**155**	**12**	**4**	**.977**

RETURNERS

SAM CRAWFORD

Redshirt Junior • LHP
6-2 • 212 • L/L
Raleigh, N.C. (St. David's)

36



CAREER HIGHS

Innings: 6.0, three times - last at Notre Dame (April 11, 2021)
Strikeouts: 4, three times - last at Duke (March 28, 2021)
Walks: 3, three times - last vs. Florida State (April 25, 2021)
Batters Faced: 25, three times - last at Notre Dame (April 11, 2021)

Honors & Awards

2020-21 ACC Academic Honor Roll
2019-20 ACC Academic Honor Roll

2021 (Redshirt Sophomore)

Made 18 appearance and 10 starts on the mound … Recorded a 6.00 ERA and 3-4 record … Allowed 34 earned runs in 51.0 innings, striking out 37 … Made his first collegiate start on Feb. 21 against Eastern Kentucky, going 6.0 innings with no earned runs, no walks, two hits and two strikeouts for the win … Got his second win at Wake Forest (March 21), allowing just one run on four hits in 6.0 innings … Allowed just one run on five hits, striking out three in 5.0 innings against Virginia (April 3) … Turned in another quality start at Notre Dame (April 11), allowing just two runs on five hits in 6.0 innings … Turned in his last start of the season against Florida State on April 25, pitched in relief the rest of the season … Pitched 2.0 shutout innings against Kennesaw State (May 1) and Clemson (May 7) … Picked up his third win of the season against Clemson (May 9), surrendering just one run on four hits in 2.0 innings, strikeout out two and walking none.

2020 (Redshirt Sophomore)

Made eight appearances as a major part of Tech's bullpen during the shortened 2020 season … Finished with 9.2 innings of work, just two earned runs allowed and 14 strikeouts to the tune of a 1.86 ERA … Made his first collegiate appearance against St. John's (Feb. 16), allowing just one hit in 0.2 innings … Pitched Tech to a comeback win over Georgia Southern (Feb. 18) with 1.1 innings of no-hit work … Earned his second win with 1.1 innings of work against Virginia Tech (March 7) … Also had no hit appearances against Gardner-Webb (Feb. 25), Virginia Tech (March 7) and Auburn (March 10) … Held opponents to a .167 batting average.

2019 (Freshman)

Did not compete.

Before Tech

Lettered for five years in baseball at St. David's School for head coach David Simmons in Raleigh, N.C. … Also lettered one year in cross country … Was the team captain his senior season … A two-time EPIC all-conference selection in 2017 and 2015 … Was awarded the team MVP and Warrior Award his senior season … Named the Rookie of the Year in 2013 … Helped his team win the EPIC conference championship in 2015 as a sophomore … Also lettered one year in cross country … Played summer baseball for the Carolina Pirates in 2017, the Rawlings Prospects in 2015-16 and the Evoshield Canes South in 2013-14 … A National Honor Society member … Also played trombone in the school band for seven years … Was a first-chair all-district honor band selection for the N.C. Central district.

Personal

Great-grandfather, Pat Crawford, played professional baseball for the St. Louis Cardinals from 1929-34 … Enjoys playing golf, racquetball and the trombone … Chose Tech because it has one of the nation's best Aerospace Engineering programs, loves its location in Atlanta and the chance for an amazing career after graduation … Intends to major in aerospace engineering.

CAREER STATISTICS // ALL GAMES

Year	ERA	W	L	App	GS	CG	SHO	CBO	SV	IP	H	R	ER	BB	SO	2B	3B	HR	BF	B/Avg	WP	HBP	BK	SFA	SHA
2020	1.86	2	0	8	0	0	0	0	0	9.2	6	2	2	6	14	0	0	0	42	.167	0	0	0	0	0
2021	6.00	3	4	18	10	0	0	0	0	51.0	59	39	34	19	37	12	1	10	236	.284	1	4	1	1	4
TOTAL	**5.34**	**5**	**4**	**26**	**10**	**0**	**0**	**0**	**0**	**60.2**	**65**	**41**	**36**	**25**	**51**	**12**	**1**	**10**	**278**	**.266**	**1**	**4**	**1**	**1**	**4**

CAREER STATISTICS // CONFERENCE GAMES

Year	ERA	W	L	App	GS	CG	SHO	CBO	SV	IP	H	R	ER	BB	SO	2B	3B	HR	BF	B/Avg	WP	HBP	BK	SFA	SHA
2020	4.50	1	0	2	0	0	0	0	0	2.0	2	1	1	2	5	0	0	0	10	.250	0	0	0	0	0
2021	6.31	2	4	12	9	0	0	0	0	41.1	51	33	29	17	32	10	1	8	197	.298	1	4	1	1	4
TOTAL	**6.23**	**3**	**4**	**14**	**9**	**0**	**0**	**0**	**0**	**43.1**	**53**	**34**	**30**	**19**	**37**	**10**	**1**	**8**	**207**	**.296**	**1**	**4**	**1**	**1**	**4**

RETURNERS

JAKE DELEO

Sophomore • OF
6-2 • 194 • R/R
Norwalk, Conn.
(Avon Old Farms School)
15



Honors & Awards

2020-21 ACC Academic Honor Roll

2021 (Freshman)

Made 54 appearances and 46 starts in his freshman campaign … Made 25 starts in left field and 21 starts in right field … Hit .254 for 46 hits, eight doubles, a triple and two home runs for 22 RBI … Co-led the team with five steals on the year … Made his collegiate debut as a pinch runner against Eastern Kentucky on Feb. 19 … Went 2-for-4 with a double and two runs scored in his first collegiate start in Game 3 against Eastern Kentucky (Feb. 21) … Finished with four hits and three RBI against Louisville (March 5-7) … Recorded two hits in each game against Pitt (March 12-14), tallying six hits, three RBI and a double … Became the first Yellow Jacket since Wade Bailey in 2017 to record five hits when he went a perfect 5-for-5 in the rubber game at then-No. 12 Virginia Tech (April 18), driving in three runs on a double and a home run … Went 2-for-3 with an RBI double against North Carolina (May 21) … Recorded two hits including a triple against Louisville (May 27) in the ACC Tournament.

Before Tech

Ranked as the No. 8 outfielder in the country and top overall in Connecticut … Rated as being an "outstanding runner," running a 6.38 60-yard dash with a 95 mph throw from the outfield … A two-time Perfect Game All-American High Honorable Mention (2017, 2018) and a second-team All-American in 2019 … A six-time all-tournament team member from showcase ball … A five-time Showcase Top Prospect Team member … Won the Perfect Game Elite Upperclass Championship in 2019 … Also won the 2017 Super 25 Championship … In three seasons of showcase ball, appeared in 71 games and made 238 plate appearances … He finished hitting .300 with 63 hits, 16 doubles, three triples and four homers for 42 RBI … Also drew 27 walks and stole 46 bases to capitalize on a .382 on-base percentage … Had his best season in showcase, hitting .409 with an OPS 1.152 … Finished with 27 hits, three doubles, two triples and three homers for 15 RBI … Drew 12 walks to reach base an impressive .500 percent of his plate appearances … Played at Avon Old Farms School … During a seven-game stretch in 2018-19, hit .500 for 15 hits, two doubles, one triple, three home runs, nine RBI and three walks for an OPS of 1.478 … Also stole nine bases during the hot streak.

CAREER HIGHS

Hits: 5 at Virginia Tech (April 18, 2021)
Doubles: 1, eight times
Triples: 1 vs. Louisville (May 27, 2021)
Home Runs: 1, twice - last at Virginia Tech (April 18, 2021)
RBI: 3 at Virginia Tech (April 18, 2021)

CAREER STATISTICS // ALL GAMES

Year	*Avg*	*GP*	*GS*	*AB*	*R*	*H*	*2B*	*3B*	*HR*	*RBI*	*TB*	*SLG%*	*BB*	*HBP*	*SO*	*GDP*	*OB%*	*SF*	*SH*	*SB*	*ATT*	*PO*	*A*	*E*	*FLD%*
2021	.254	54	46	181	26	46	8	1	2	22	62	.343	14	1	39	6	.308	2	1	5	6	83	4	3	.967
TOTAL	**.254**	**54**	**46**	**181**	**26**	**46**	**8**	**1**	**2**	**22**	**62**	**.343**	**14**	**1**	**39**	**6**	**.308**	**2**	**1**	**5**	**6**	**83**	**4**	**3**	**.967**

CAREER STATISTICS // CONFERENCE GAMES

Year	*Avg*	*GP*	*GS*	*AB*	*R*	*H*	*2B*	*3B*	*HR*	*RBI*	*TB*	*SLG%*	*BB*	*HBP*	*SO*	*GDP*	*OB%*	*SF*	*SH*	*SB*	*ATT*	*PO*	*A*	*E*	*FLD%*
2021	.287	35	32	122	18	35	5	0	2	21	46	.377	11	1	24	5	.346	2	0	3	4	52	1	2	.964
TOTAL	**.287**	**35**	**32**	**122**	**18**	**35**	**5**	**0**	**2**	**21**	**46**	**.377**	**11**	**1**	**24**	**5**	**.346**	**2**	**0**	**3**	**4**	**52**	**1**	**2**	**.964**

RETURNERS

JACKSON FINLEY

Sophomore ○ RHP/OF
6-4 ○ 222 ○ R/R
Richmond Hill, Ga.
(Richmond Hill)

12



Honors & Awards

2020-21 ACC Academic Honor Roll
2019-20 ACC Academic Honor Roll

2021 (Freshman)

Made just five appearances before season-ending injury required Tommy John surgery … Received medical redshirt … Finished year with 2-0 record, one save and a 6.75 ERA … In 8.0 innings of work, allowed six earned runs and sported a whopping 14:0 strikeout to walk ratio … Made collegiate debut against Eastern Kentucky (Feb. 19) where he surrendered four earned runs in 1.2 innings and received the win … Allowed just two runs over the next four appearances … Dominated at eventual College World Series participant and then-No. 8 NC State (Feb. 27), dealing 3.0 innings to close, striking out seven and allowing just two hits in the save … Made final appearance of the year with a three strikeout inning of relief against Pitt on March 13.

2020 (Freshman)

Made seven appearances in the shortened 2020 season … Finished 1-1 on the season with one start … Recorded 9.0 innings of work, striking out 15 and walking just three to hold opponents to a .250 average … Finished with a 9.00 ERA … Made his collegiate debut against St. John's (Feb. 16) … Had shutout appearances against Ohio State (Feb. 21) and Gardner-Webb (Feb. 25) … Went 3.0 innings in his first collegiate start against Tennessee Tech (March 3), allowing just one run and two hits while striking out five with no walks … Finished the year not allowing an earned run in back-to-back appearances against Virginia Tech (March 7-8) for a combined 1.2 innings.

Before Tech

Perfect Game's 16th-ranked right-handed pitcher and a No. 31 recruit overall in the state of Georgia … A four-year letterwinner at Richmond Hill and a two-year captain … Helped pitch Richmond Hill High School to a 19-11 and 6-6 league record in 2018 … Dealt an impressive 71 strikeouts in 48 innings for six wins and a 0.29 ERA … Also punched out 27 in travel ball in 2018, only allowing 10 hits in 18 innings of work … Allowed just two runs this year for a 0.80 ERA and a 1-0 record … Pitched four-straight shutout innings to close the season … Also had a fine year at the plate where he hit .265 for 13 hits, including six extra-base hits and two homers for 10 RBI … Named team MVP for the team in 2019 as well as all-Region for pitching … Currently holds the all-time wins record (20) at Richmond Hill as well as the all-time home run record (20) … For his career, he pitched 94.2 innings and struck out 124 at a 3.6:1 clip … As a junior, he finished 6-2 with a 0.29 ERA and one save, fanning 71 batters (12 walks) and surrendering 25 hits in 48 innings … As a sophomore, he went 3-1 with a 1.27 ERA, striking out 39 batters in 33 innings.

Personal

Has two younger siblings … Intends on majoring in business administration.

CAREER HIGHS

Innings: 3.0, twice - last at NC State (Feb. 27, 2021)
Strikeouts: 7 at NC State (Feb. 27, 2021)
Walks: 2 vs. Virginia Tech (March 7, 2020)
Batters Faced: 13 vs. Tennessee Tech (March 3, 2020)
At-Bats: 1 vs. Ohio State (Feb. 23, 2020)

CAREER STATISTICS // ALL GAMES

Year	ERA	W	L	App	GS	CG	SHO	CBO	SV	IP	H	R	ER	BB	SO	2B	3B	HR	BF	B/Avg	WP	HBP	BK	SFA	SHA
2020	9.00	1	1	7	1	0	0	0	0	9.0	8	10	9	3	15	1	0	2	45	.216	3	5	0	0	0
2021	3.38	1	0	3	0	0	0	0	1	5.1	7	2	2	0	11	2	0	0	22	.318	0	0	1	0	0
TOTAL	**2.57**	**1**	**1**	**5**	**0**	**0**	**0**	**0**	**1**	**7.0**	**8**	**3**	**2**	**2**	**14**	**2**	**0**	**0**	**31**	**.276**	**1**	**0**	**1**	**0**	**0**

CAREER STATISTICS // CONFERENCE GAMES

Year	ERA	W	L	App	GS	CG	SHO	CBO	SV	IP	H	R	ER	BB	SO	2B	3B	HR	BF	B/Avg	WP	HBP	BK	SFA	SHA
2020	0.00	0	1	2	0	0	0	0	0	1.2	1	1	0	2	3	0	0	0	9	.143	1	0	0	0	0
2021	6.75	2	0	5	0	0	0	0	1	8.0	12	7	6	0	14	6	0	0	36	.353	2	2	1	0	0
TOTAL	**7.94**	**3**	**1**	**12**	**1**	**0**	**0**	**0**	**1**	**17.0**	**20**	**17**	**15**	**3**	**29**	**7**	**0**	**2**	**81**	**.282**	**5**	**7**	**1**	**0**	**0**

RETURNERS

JOHN GIESLER

Sophomore ○ INF
6-3 ○ 215 ○ R/R
Marietta, Ga. (Walton)

40



Honors & Awards

2020-21 ACC Academic Honor Roll
2019-20 ACC Academic Honor Roll

2021 (Freshman)

Did not make an appearance.

2020 (Freshman)

Made three appearances in the shortened 2020 season … Made his collegiate debut in the field against Ohio State (Feb. 23), also going 1-for-1 at the plate … Also hit against Gardner-Webb (Feb. 25) and Tennessee Tech (March 3).

Before Tech

A top shortstop/utility player from the state of Georgia … Named to the 2019 Perfect Game 18U Summer Blowout All-Tournament team after posting a .636 average (seven hits) for seven RBI … Also earned All-Tournament honors in the 2019 PG 18U Battle of the South … A three-year letterwinner at Walton … Helped lead the team to Region 4,7A Championships in 2017 and 2019 … Named to the Atlanta Journal Constitution All-State Team in 2019 for third base … Selected to play in the 2019 Georgia Dugout Club All-State Game … Voted by the team as the MVP in 2019.

Personal

Was awarded the Ray Kroc Youth Achievement Award, given to the student who best exemplifies qualities of leadership, citizenship, scholarship and sportsmanship … Has two siblings … Father, John, swam at Toledo (1979) … Cousin, Jon, played professional football with the Miami Dolphins (1979-88) after playing at Michigan (1975-78) … Intends on majoring in business administration.

CAREER HIGHS

Hits: 1 vs. Ohio State (Feb. 23, 2020)
At-Bats: 2 vs. Gardner-Webb (Feb. 25, 2020)

CAREER STATISTICS // ALL GAMES

Year	Avg	GP	GS	AB	R	H	2B	3B	HR	RBI	TB	SLG%	BB	HBP	SO	GDP	OB%	SF	SH	SB	ATT	PO	A	E	FLD%
2020	.250	3	0	4	0	1	0	0	0	0	1	.250	0	0	2	0	.250	0	0	0	0	0	2	0	1.000
2021											--	DNP	--												
TOTAL	**.250**	**3**	**0**	**4**	**0**	**1**	**0**	**0**	**0**	**0**	**1**	**.250**	**0**	**0**	**2**	**0**	**.250**	**0**	**0**	**0**	**0**	**0**	**2**	**0**	**1.000**

CAREER STATISTICS // CONFERENCE GAMES

Year	Avg	GP	GS	AB	R	H	2B	3B	HR	RBI	TB	SLG%	BB	HBP	SO	GDP	OB%	SF	SH	SB	ATT	PO	A	E	FLD%
2020											--	DNP	--												
2021											--	DNP	--												
TOTAL																									

RETURNERS

TRES GONZALEZ

Sophomore ○ OF
6-0 ○ 185 ○ L/L
Sandy Springs, Ga.
(Mount Vernon Presbyterian)

3



Honors & Awards

2020-21 ACC Academic Honor Roll
2019-20 ACC Academic Honor Roll

MLB Draft

Drafted in the 37th round by Los Angeles Dodgers (1121st overall) in 2019 but chose to attend Tech.

2021 (Freshman)

Appeared in started in all 56 games in the outfield … Started the first 26 games in left field before finishing the season in center field due to teammate Colin Hall's injury … Finished sixth on the team, hitting .279 for 57 hits, 16 doubles, one triple and three home runs for 27 RBI … Finished fourth in the ACC and second on the team with 44 walks … Recorded a .422 on-base percentage … Tallied 15 multi-hit games and eight multi-RBI games … Recorded three hits four times – vs. then-No. 1 Louisville (March 7), vs. Pitt (March 12), at Duke (March 28) and at Miami (May 14) … Laid down a crucial squeeze bunt single to score a key insurance run in the eighth inning of Game 3 against then-No. 1 Louisville (March 7) to secure the series win … Finished the Louisville series (March 5-7) with six hits, a double and two RBI … Went 3-for-5 at Miami (May 14) with two doubles and three RBI … Drew multiple walks 13 times on the season, including a season-best three against Eastern Kentucky (Feb. 20) and Georgia (May 18) … Finished 2-for-3 with a triple and two walks in his first career NCAA Regional game vs. Indiana State (June 4).

2020 (Freshman)

Appeared in 13 games, making one start, in the shortened 2020 season … Hit .368 for the season with seven hits, two doubles and three RBI … Recorded a .455 on-base percentage … Made his collegiate debut in the season opener against St. Peter's (Feb. 14) … Pinch hit a double at Georgia Southern (Feb. 18) before legging out a fielder's choice RBI to tie the game in the ninth, keeping the game alive to allow teammate Michael Guldberg to hit the go-ahead single RBI … Exploded against Ohio State (Feb. 21) in his first collegiate start, finishing 3-for-5 with an RBI and scoring twice … Had his second career double against Gardner-Webb (Feb. 25) … Also had hits against then-No. 4 Georgia (March 1) and Virginia Tech (March 8).

Before Tech

The Perfect Game No. 3-ranked outfielder in Georgia and top-50 outfielder in the nation … Selected in the 37th round of the 2019 MLB Draft by the Los Angeles Dodgers … A 2019 PG First-Team Preseason All-Region for the southeast after earning honorable mention preseason underclassmen All-America honors in 2017 and 2018 … A 21-time All-Tournament selection in travel ball, including the 2019 WWBA 2019 18U National Championships … A four-year letterwinner at Mount Vernon Presbyterian … Named captain for his final two seasons … A three-time first-team all-region selection, three-time first-team all-state and three-time region player of the year … Also lettered for three years in tennis, being named a captain his senior season … Named to academic honor roll his freshman year before making dean's list the final three years.

Personal

Has an older sister … Sister, Gabriela, plays tennis at Georgia Tech … Father, Eddie, played tennis at NC State, where he was the captain and MVP.

CAREER HIGHS

Hits: 3, five times
Doubles: 2, two times - last at Miami (May 14, 2021)
Triple: 1 vs. Pitt (March 13, 2021)
Home runs: 1, three times - last at Miami (May 16, 2021)
RBI: 3 at Miami (May 14, 2021)

CAREER STATISTICS // ALL GAMES

Year	Avg	GP	GS	AB	R	H	2B	3B	HR	RBI	TB	SLG%	BB	HBP	SO	GDP	OB%	SF	SH	SB	ATT	PO	A	E	FLD%
2020	.368	13	1	19	4	7	2	0	0	3	9	.474	2	1	5	0	.455	0	0	0	0	1	0	0	1.000
2021	.279	56	56	204	39	57	16	1	3	27	84	.412	44	7	42	3	.422	1	3	5	6	126	6	1	.992
TOTAL	**.287**	**69**	**57**	**223**	**43**	**64**	**18**	**1**	**3**	**30**	**93**	**.417**	**46**	**8**	**47**	**3**	**.424**	**1**	**3**	**5**	**6**	**127**	**6**	**1**	**.993**

CAREER STATISTICS // CONFERENCE GAMES

Year	Avg	GP	GS	AB	R	H	2B	3B	HR	RBI	TB	SLG%	BB	HBP	SO	GDP	OB%	SF	SH	SB	ATT	PO	A	E	FLD%
2020	.500	3	0	2	1	1	0	0	0	1	1	.500	1	0	0	0	.667	0	0	0	0	0	0	0	.000
2021	.326	36	36	132	25	43	11	1	2	22	62	.470	22	5	25	2	.438	1	3	3	4	79	4	1	.988
TOTAL	**.328**	**39**	**36**	**134**	**26**	**44**	**11**	**1**	**2**	**23**	**63**	**.470**	**23**	**5**	**25**	**2**	**.442**	**1**	**3**	**3**	**4**	**79**	**4**	**1**	**.988**

RETURNERS

MARQUIS GRISSOM, JR.

Sophomore • RHP
6-2 • 202 • R/R
Atlanta, Ga. (Counterpane)

9



Honors & Awards

2020-21 ACC Academic Honor Roll

2021 (Freshman)

Limited to just nine appearances and seven starts due to preseason injury … Finished with a 5.58 ERA, one save and 1-3 record in 30.2 innings of work … Surrendered 19 earned runs on 29 hits, striking out 31 and walking 20 … Held opponents to a .244 batting average … Made his collegiate debut in two-inning start against Auburn (April 13), surrendering three runs on three hits with three strikeouts … Was dynamic in relief at then-No. 12 Virginia Tech (April 18), pitching 2.0 innings of one-hit baseball, striking out three for the save … Pitched 3.0 dominant innings of relief against then-No. 17 Florida State (April 25), allowing no runs, one hit and striking out four … Went a career-long 5.1 innings at Miami (Fla.) (May 16), allowing just one run on four hits and striking out four … Also allowed just two earned innings in a five-inning start against North Carolina (May 22) to get his first career win … Struggled against eventual College World Series participant and then-No. 8 NC State (May 29) in the semifinals of the ACC Tournament, surrendering four runs and four walks on three hits in 3.2 innings of work … Responded to end the season well, allowing no earned runs over 4.1 innings in the winner's bracket game against then-No. 4 Vanderbilt in the NCAA Nashville Regional.

Before Tech

Ranked as the No. 4 pitcher in Georgia and 11th overall in the country … Graded with a high-80s to low-90s fastball, while also having a "big breaking curveball with power and depth" … A two-time honorable mention Perfect Game All-American before earning first-team honors in 2019 … An 18-time all-tournament team selection … Selected to a showcase's Top Prospect Team three times … A two-time WWBA Champion (2017, 2018) … In three years (2017-19) on the mound in showcase ball, earned a 6-2 record and a 2.30 ERA over 107.0 innings of work … Allowed just 35 earned runs and 82 hits for a 1.24 WHIP, while punching out 107 hitters for a 2.1:1 strikeout-to-walk ratio … Also made 169 plate appearances (154 at-bats) in the three years … Hit .273 for 42 hits, six doubles, three triples and one home run for 29 RBI … Drew 12 walks … Pitched a sub-3.00 ERA each year in showcases … Also hit above .300 two out of three years (2017 – .333; 2018 – .329).

Personal

Is the son of former Atlanta Braves outfielder Marquis Grissom, who played 17 seasons in the Big Leagues, including 1995-96 with Atlanta, helping take the Braves to the 1995 World Series.

CAREER HIGHS

Innings: 5.1 at Miami (May 16, 2021)
Walks: 4 vs. NC State (May 29, 2021)
Strikeouts: 5 vs. NC State (May 29, 2021)
Batters Faced: 23 vs. North Carolina (May 22, 2021)

CAREER STATISTICS // ALL GAMES

Year	ERA	W	L	App	GS	CG	SHO	CBO	SV	IP	H	R	ER	BB	SO	2B	3B	HR	BF	B/Avg	WP	HBP	BK	SFA	SHA
2021	5.58	1	3	9	7	0	0	0	1	30.2	29	23	19	20	31	7	1	4	144	.244	3	5	0	0	0
TOTAL	**5.58**	**1**	**3**	**9**	**7**	**0**	**0**	**0**	**1**	**30.2**	**29**	**23**	**19**	**20**	**31**	**7**	**1**	**4**	**144**	**.244**	**3**	**5**	**0**	**0**	**0**

CAREER STATISTICS // CONFERENCE GAMES

Year	ERA	W	L	App	GS	CG	SHO	CBO	SV	IP	H	R	ER	BB	SO	2B	3B	HR	BF	B/Avg	WP	HBP	BK	SFA	SHA
2021	4.24	1	0	5	3	0	0	0	1	17.0	16	8	8	9	18	3	1	1	77	.246	2	3	0	0	0
TOTAL	**4.24**	**1**	**0**	**5**	**3**	**0**	**0**	**0**	**1**	**17.0**	**16**	**8**	**8**	**9**	**18**	**3**	**1**	**1**	**77**	**.246**	**2**	**3**	**0**	**0**	**0**

RETURNERS

COLIN HALL

Senior ○ OF
5-11 ○ 185 ○ L/R
Alpharetta, Ga.
(Wesleyan School)

5



MLB Draft
Drafted in the 39th round by the Colorado Rockies (1116th overall) in 2017 but chose to attend Tech.

2021 (Junior)
2021 (Junior): Appeared in just 20 games in center field, making 19 starts, due to injury suffered at Wake Forest (March 20) … Hit .229 for the season, recording 16 hits, two doubles, two triples and eight RBI … Had a 10-game hit streak from Feb. 27-March 19 … Also reached base in 15 straight games, second only to Luke Waddell (19) … Went 2-for-4 against then-No. 1 Louisville (March 7) with an RBI … Also went 2-for-4 at Wake Forest (March 19).

2020 (Junior)
Started all 16 games in center field … Got off to cold start before finishing strong before the 2020 season was cut short … Finished hitting .228 with 13 hits, five doubles, a triple and a homer for 10 RBI … Drew eight walks … Ranked second in the ACC in sacrifice flies with four … Ranked tied-for-second on the team with four multi-hit games … Tied for fourth-longest hitting streak on team (five) … Tied for fourth-longest reached base streak (six) … Recorded two hits in back-to-back games against Ohio State (Feb. 21-22) to catch fire … Also had two hits and three RBI against Gardner-Webb (Feb. 25) … Finished with a hit in three of the last four games, including a 2-for-5 effort against Virginia Tech (March 8).

2019 (Sophomore)
One of only three Jackets to appear and start in all 62 games, joining Nick Wilhite and Kyle McCann … Started the first 16 games of the season in right field before moving to left field for the remaining 46 … One of six Jackets to hit over .300 on the season, finishing at .307 … Second on the team in doubles (18) and tied for third on the team in hits (74) with Tristin English … Finished with 22 multi-hit games on the season – good for third on the team … Recorded 12 multi-RBI games – good for third on the team … Doubled up his freshman total of home runs with four on the year … Made a diving catch into the right-field wall in the bottom of the 10th to record the final out and secure the 5-4 win over eventual Starkville Regional participant Miami (Fla.) (March 8) … Helped ignite Tech's rally back from a 7-2 deficit in the Atlanta Regional to Coastal Carolina, hitting an RBI single in the seventh inning and solo home run in the ninth to win 10-8 … Had a career-high four hits three times … Went 4-for-4 with an RBI and a double while scoring four runs at eventual Athens Regional participant Mercer (March 19) … Went 4-for-4 against Western Carolina (May 4) for a career-high five RBI … Hit 4-for-4 with a double and run at home against Pitt (May 16) … Finished 2-for-2 with a career-high two doubles in the 11-inning win over eventual Morgantown Regional host West Virginia (Feb. 16) … Hit 3-for-5 for two doubles and three RBI against then-No. 9-ranked and eventual Chapel Hill Regional host North Carolina (April 6) … Recorded 11 hits and six RBI over eight postseason games … Had a double in each of the first three games of the ACC Tournament – Notre Dame (May 22), Duke (May 24), NC State (May 25).

2018 (Freshman)
Played in 56 games, making 51 starts in the outfield for the Yellow Jackets as a true freshman … Hit .283 with two home runs, a triple, nine doubles, 24 RBIs and 21 runs scored … Posted a .375 slugging percentage and a .357 on-base percentage on the season … Recorded a team-high five outfield assists on the year … Totaled 15 multi-hit games and five multi-RBI games on the season … Posted a season-high eight-game hitting streak on the year … Closed out the season reaching base safely in 20-straight games … Made his Yellow Jacket debut off the bench in the season-opening win over Minnesota (Feb. 16) … Made his first start the next day versus Bradley (Feb. 17) … Picked up his first career hit in the road win at Georgia Southern (Feb. 20) … Registered a season-high three base hits twice – in the road win at No. 6 NC State (March 23) and in the home victory over Wake Forest (April 27) … Scored a season-high three runs and drove in a season-high three RBIs in the 20-5 home win over No. 10 Duke (May 18) … Went 1-for-2 with a triple, walk and RBI in the road win at Georgia Southern (Feb. 20) … Was 2-for-3 with a double, a walk and two RBIs in game one of the doubleheader sweep of Dartmouth (Feb. 24) … Went a combined 2-for-4 with two RBIs in two games versus UIC (March 3-4) … Was 1-for-2 with an RBI in the road win at Georgia State (March 7) … Was a combined 4-for-9 with a run scored in the three-game ACC series at No. 6 Clemson (March 10-11) … Went 1-for-3 with a walk, an RBI and a run scored in the loss at No. 13 Auburn (March 20) … Had six hits, three RBIs and two runs scored in three road games at No. 6 NC State (March 23-25) … Was key in the Jackets' sweep of Miami (April 1) going 2-for-4 with a double and a run scored in the series finale … Went 1-for-2 with a double, RBI and a run scored in the Sunday win over No. 6 Florida State (April 8) … Scored two runs and had two hits in the double-digit win at home over Kennesaw State (April 18) … Over a four-game stretch at No. 8 North Carolina (April 22), versus No. 20 Georgia and two games at home against Wake Forest (April 27-28), he went 8-for-15 with a home run, two doubles, four RBIs and three runs scored … Went 4-for-12 with two walks and two runs scored in the series sweep over Radford (April 4-6) … Had an RBI and a single in the Jackets' loss to No. 15 Georgia at SunTrust Park … Closed out the regular season going 4-for-12 with a home run, a double, a walk, three RBIs and five runs scored in the series win over No. 10 Duke (May 17-19) … Recorded a single in both ACC Championship pool play games versus Pittsburgh (May 22) and against North Carolina (May 25).

CAREER HIGHS

Hits: 4 at Mercer (March 19, 2019)
Doubles: 2, twice - last vs. North Carolina (April 6, 2019)
Triple: 1, four times
Home Runs: 1, four times
RBI: 3, three times - last vs. Gardner-Webb (Feb. 25, 2020)

Before Tech
Lettered for four years in baseball at Wesleyan School under head coach Brian Krehmeyer … Was a two-year team captain … Ranked as high as No. 10 in the outfield and No. 22 overall by *Perfect Game* for the class of 2017 in the state of Georgia … Also ranked as high as No. 46 in the outfield and No. 199 overall nationally by *Perfect Game* for the class of 2017 … Recognized as a 2017 Rawlings-*Perfect Game* honorable mention all-American … Also named to the southeast all-region first team by PG in 2017 … Named a 2016 *Perfect Game* underclassmen first team all-American as a junior and a 2015 *Perfect Game* underclassmen high honorable mention selection as a sophomore … A two-time Georgia Dugout Class A Private first team all-state selection … Two-time Gwinnett Daily Post all-county first team honoree … Ranks first all-time in Wesleyan School history in doubles and second all-time in total hits … Helped to lead his Wesleyan School team to the state championship title in 2015 … Participated in both the 2016 National Showcase and the 2015 National Junior Showcase events where he was ranked in the top-10 in outfielder throwing velocity and time to impact … Earned a PG Grade 10 overall … Played for the East Cobb Yankees … Named the tournament MVP at the 2015 16U BCS Finals … Also earned all-tournament team accolades at the 2015 WWBA SE Qualifier 2, the 2015 16U *Perfect Game* World Series, the 2015 16U WWBA National Championship, the 2015 16U BCS Finals and the 2014 16U *Perfect Game*-East Cobb Invitational … A member of Fellowship of Christian Athletes (FCA).

Personal
Son of Danny and Kara Hall … Older brother Carter was also on the Georgia Tech baseball team and is now a graduate of Georgia Tech (2019) … Father, Danny, is the head coach for the Georgia Tech baseball team … Also enjoys playing soccer, basketball and football … A Tech fan all of his life, he chose Tech for the chance to receive an outstanding education and the opportunity to develop more as a player … Intends to major in business administration.

CAREER STATISTICS // ALL GAMES

Year	Avg	GP	GS	AB	R	H	2B	3B	HR	RBI	TB	SLG%	BB	HBP	SO	GDP	OB%	SF	SH	SB	ATT	PO	A	E	FLD%
2018	.283	56	51	184	21	52	9	1	2	24	69	.375	20	2	37	3	.357	1	1	3	5	85	5	1	.989
2019	.307	62	62	241	44	74	18	0	4	41	104	.432	22	1	50	1	.363	3	4	4	4	88	4	6	.939
2020	.228	16	16	57	10	13	5	1	1	10	23	.404	8	1	17	1	.314	4	0	0	0	22	1	1	.958
2021	.229	20	19	70	13	16	2	2	0	8	22	.314	12	0	15	0	.337	1	0	1	1	50	1	2	.962
TOTAL	**.281**	**154**	**148**	**552**	**88**	**155**	**34**	**4**	**7**	**83**	**218**	**.395**	**62**	**4**	**119**	**5**	**.352**	**9**	**5**	**8**	**10**	**245**	**11**	**10**	**.962**

CAREER STATISTICS // CONFERENCE GAMES

Year	Avg	GP	GS	AB	R	H	2B	3B	HR	RBI	TB	SLG%	BB	HBP	SO	GDP	OB%	SF	SH	SB	ATT	PO	A	E	FLD%
2018	.278	30	29	108	13	30	8	0	2	11	44	.407	12	0	16	2	.350	0	0	2	2	54	5	1	.983
2019	.280	30	30	118	21	33	5	0	2	18	44	.373	14	0	23	1	.351	2	2	3	3	39	3	5	.894
2020	.286	3	3	14	2	4	1	0	0	2	5	.357	0	0	3	1	.267	1	0	0	0	3	0	0	1.000
2021	.282	11	11	39	11	11	2	2	0	6	17	.436	9	0	6	0	.417	0	0	0	0	29	0	2	.935
TOTAL	**.280**	**74**	**73**	**279**	**47**	**78**	**16**	**2**	**4**	**37**	**110**	**.394**	**35**	**0**	**48**	**4**	**.356**	**3**	**2**	**5**	**5**	**125**	**8**	**8**	**.943**

RETURNERS

CHANCE HUFF

Junior ○ RHP
6-4 ○ 220 ○ R/R
Niceville, Fla. (Niceville)
(Vanderbilt)

22



Honors & Awards

2020-21 ACC Academic Honor Roll

2021 (Sophomore)

Made 20 appearances and one start on the mound … Recorded a 9.99 ERA, 1-0 record and two saves on the year … In 24.1 innings, allowed 27 earned runs and 19 walks, while striking out 22 … Debuted for Georgia Tech on Feb. 19 vs. Eastern Kentucky, going 0.2 no-hit innings with one strikeout in eight pitches … Did not allow a run until his fifth appearances … Pitched a season-long 3.0 innings in relief at Georgia State, fanning four and allowing just one hit to get his first save … Pitched two outs in the ninth on nine pitches against Clemson (May 8) to get his lone victory of the season … Closed the ninth in a one-run game against Clemson (May 9) to get his second save … Allowed just one hit in 1.2 innings at Miami (May 16) … Started in the elimination game of the NCAA Nashville Regional against his former team then-No. 4 Vanderbilt, going 3.1 innings and allowing three runs in the nail-biting defeat.

Before Tech

Did not make an appearance in shortened 2020 season … Named SEC's 42nd-best 2021 MLB Draft prospect by D1Baseball … Went 2-0 with a 6.38 ERA across eight appearances and four starts … Fanned 21 batters in 18.1 innings … Struck out a career-high seven vs. Davidson (March 5) … Fanned five-plus batters in three straight outings (Feb. 20-March 5) … Did not allow an extra-base hit in his last four outings … Tossed a hitless inning in the super regionals vs. Duke (June 7) … Ranked as Florida's No. 18 right-handed pitcher and 46th-ranked player overall in Perfect Game's class of 2018 … Named a 2018 Rawlings-Perfect Game Honorable Mention All-American … Ranked as a top-45 college-bound pitcher by Baseball America … Pitched a no-hitter while striking out 12 batters as a senior at Niceville.

CAREER HIGHS

Innings: 3.1 vs. Vanderbilt (June 6, 2021)
Strikeouts: 4 at Georgia State (April 20, 2021)
Walks: 3 vs. Florida State (April 24, 2021)
Batters Faced: 16 vs. Vanderbilt (June 6, 2021)

CAREER STATISTICS // ALL GAMES AT GEORGIA TECH

Year	ERA	W	L	App	GS	CG	SHO	CBO	SV	IP	H	R	ER	BB	SO	2B	3B	HR	BF	B/Avg	WP	HBP	BK	SFA	SHA
2021	9.99	1	0	20	1	0	0	0	2	24.1	32	28	27	19	22	6	0	3	124	.320	9	3	1	2	0
TOTAL	**9.99**	**1**	**0**	**20**	**1**	**0**	**0**	**0**	**2**	**24.1**	**32**	**28**	**27**	**19**	**22**	**6**	**0**	**3**	**124**	**.320**	**9**	**3**	**1**	**2**	**0**

CAREER STATISTICS // CONFERENCE GAMES AT GEORGIA TECH

Year	ERA	W	L	App	GS	CG	SHO	CBO	SV	IP	H	R	ER	BB	SO	2B	3B	HR	BF	B/Avg	WP	HBP	BK	SFA	SHA
2021	11.45	1	0	9	0	0	0	0	1	11.0	17	14	14	10	10	2	0	1	58	.362	4	0	0	1	0
TOTAL	**11.45**	**1**	**0**	**9**	**0**	**0**	**0**	**0**	**1**	**11.0**	**17**	**14**	**14**	**10**	**10**	**2**	**0**	**1**	**58**	**.362**	**4**	**0**	**0**	**1**	**0**

RETURNERS

JADYN JACKSON
Sophomore • INF
6-0 • 192 • R/R
Sugar Hill, Ga. (Lanier)

42



Honors & Awards
2020-21 ACC Academic Honor Roll
2019-20 ACC Academic Honor Roll

2021 (Freshman)
Made 15 appearances on the season … Hit .167 for the season over 12 at-bats … Made first appearance of the season at then-No. 8 NC State (Feb. 26) … Went 1-for-1 against then-No. 1 Louisville (March 6) … Also went 1-for-2 with an RBI against then-No. 17 Florida State (April 24).

2020 (Freshman)
Appeared in 11 games, making four starts at second base in the shortened 2020 season … Hit .238 in 21 at-bats, recording five hits, one double and four RBI … Finished with a .360 on-base percentage … Made his collegiate debut against St. Peters (Feb. 14) … Recorded his first collegiate hit against Ohio State (Feb. 23), where he finished 1-for-2 on the day … Caught fire against then-No. 4 Georgia (March 1) and recorded a hit in three-straight games … After pinch running earlier in the game, hit the walkoff single RBI to give Tech the 4-3 win over Virginia Tech (March 6) … Also drove in two runs on a double on Sunday against Virginia Tech (March 8).

Before Tech
Talented middle infielder who's ranked as the No. 10 shortstop in Georgia and a top-100 shortstop in the country … A second-team 2019 PG All-American in the Southeast region after being named a 2018 PG High Honorable Mention All-American in 2018 … Invited to 2018 Perfect Game National Showcase … A 14-time All-Tournament team selection in travel ball and three-time PG Showcase Top Prospect Team selection … A four-year letterwinner at Lanier, being a captain the last two seasons … Named to Gwinnett Daily Post High School All-Star Team, as well as being offensive and defensive player of the year … Holds the Lanier High School record for most career triples … A two-time first-team all-region selection as well as a second-team all-state member … Hit a walkoff home run on senior night to close out his high school career … Graduated with Honors.

Personal
Has one older sibling … Cousin, Medric Roberson II ran track as a hurdler at University of Texas.

CAREER HIGHS

Hits: 1, seven times
Doubles: 1 vs. Virginia Tech (March 8, 2020)
RBI: 2 vs. Virginia Tech (March 8, 2020)

YELLOW JACKETS

CAREER STATISTICS // ALL GAMES

Year	*Avg*	*GP*	*GS*	*AB*	*R*	*H*	*2B*	*3B*	*HR*	*RBI*	*TB*	*SLG%*	*BB*	*HBP*	*SO*	*GDP*	*OB%*	*SF*	*SH*	*SB*	*ATT*	*PO*	*A*	*E*	*FLD%*
2020	.238	11	4	21	3	5	1	0	0	4	6	.286	4	0	10	0	.360	0	1	0	0	7	12	0	1.000
2021	.167	15	0	12	2	2	0	0	0	1	2	.167	1	0	5	0	.231	0	0	0	0	4	8	0	1.000
TOTAL	**.212**	**26**	**4**	**33**	**5**	**7**	**1**	**0**	**0**	**5**	**8**	**.242**	**5**	**0**	**15**	**0**	**.316**	**0**	**1**	**0**	**0**	**11**	**20**	**0**	**1.000**

CAREER STATISTICS // CONFERENCE GAMES

Year	*Avg*	*GP*	*GS*	*AB*	*R*	*H*	*2B*	*3B*	*HR*	*RBI*	*TB*	*SLG%*	*BB*	*HBP*	*SO*	*GDP*	*OB%*	*SF*	*SH*	*SB*	*ATT*	*PO*	*A*	*E*	*FLD%*
2020	.250	3	2	8	0	2	1	0	0	3	3	.375	1	0	4	0	.333	0	1	0	0	3	4	0	1.000
2021	.500	8	0	4	2	2	0	0	0	1	2	.500	1	0	2	0	.600	0	0	0	0	2	6	0	1.000
TOTAL	**.333**	**11**	**2**	**12**	**2**	**4**	**1**	**0**	**0**	**4**	**5**	**.417**	**2**	**0**	**6**	**0**	**.429**	**0**	**1**	**0**	**0**	**5**	**10**	**0**	**1.000**

RETURNERS

ANDREW JENKINS

Sophomore ○ INF
6-0 ○ 217 ○ R/R
Atlanta, Ga. (Pace Academy)

10



Honors & Awards

2020-21 ACC Academic Honor Roll
2020-21 ACC All-ACC Academic
2019-20 ACC Academic Honor Roll

2021 (Freshman)

Appeared in 45 games, including 40 starts … Made 32 starts at first base and eight games as the designated hitter … Team went 20-12 in games with Jenkins at first … Finished as one of four Jackets to hit .300 … Hit .302 for 38 hits, 12 doubles, one triple and nine home runs for 34 RBI … Also recorded a .983 fielding percentage at first base … Struggled to start the season as his batting average dipped to .156 on March 28 … Caught fire in May to hit .400 over the team's last 17 contests, recording 28 hits, six doubles, a triple, six home runs and 16 RBI, slugging .771 and reaching base .462 over the stretch … Also reached base in 15 straight games, second only to Luke Waddell (19) … Recorded multiple hits in four straight games (May 7-9 vs. Clemson and May 14 at Miami) … Went 2-for-4 with a homer and three RBI against Clemson (May 9) … Went 3-for-3 at Miami (may 14) … Tallied two hits and a walk with two RBI in the 14-inning game against Georgia (May 18) … Had multiple hits in four-straight games May 20-27 … Went 3-for-5, falling a double shy of the cycle, against North Carolina (May 21) … Then had two hits against North Carolina (May 22) and then in the first game of the ACC Tournament vs. Clemson (May 26) … Walked off Louisville (May 27) in the 12th inning during the ACC Tournament with a double to left field … Finished the game with three hits and three RBI … Went 2-for-3 in the opening game of the NCAA Nashville Regional against Indiana State (June 4) … Hit 3-for-5 with a double and homer in the elimination game against Indiana State (June 6) … Homered in five of the last nine games of the season.

2020 (Freshman)

Made just four starts due to an injury as the designated hitter in the shortened 2020 season … Finished hitting .364 through 11 at-bats, recording four hits, one double and one RBI on the year … Made his collegiate debut against St. Peters (Feb. 14), recording his first hit … Crushed an RBI double against Cincinnati (Feb. 15) … Finished 2-for-4 against St. John's (Feb. 16) … Suffered an injury at Georgia Southern (Feb. 18) after his first at-bat.

CAREER HIGHS

Hits: 3, five times
Doubles: 2, twice - last vs. Louisville (March 7, 2021)
RBI: 6 at Virginia Tech (April 16, 2021)
At-Bats: 6, twice - last vs. Louisville (May 27, 2021)

Before Tech

Ranked as the top third-baseman in Georgia by Perfect Game and the No. 8-ranked third baseman in the country … Brings a "big and strong athletic build" to the corner infield, being able to run a sub-7-second 60-yard dash … Named a first-team 2019 PG Preseason All-American in the southeast region … Also earned honorable mention and third-team PG Underclassmen honors in 2017 and 2018 … A 22-time All-Tournament Team selection in travel ball and a three-time PG Showcase Top Prospect Team selection … Named the tournament MVP in the 2016 PG Super25 15U Georgia Regional … a two-time WWBA Champion.

CAREER STATISTICS // ALL GAMES

Year	*Avg*	*GP*	*GS*	*AB*	*R*	*H*	*2B*	*3B*	*HR*	*RBI*	*TB*	*SLG%*	*BB*	*HBP*	*SO*	*GDP*	*OB%*	*SF*	*SH*	*SB*	*ATT*	*PO*	*A*	*E*	*FLD%*
2020	.364	4	4	11	1	4	1	0	0	1	5	.455	0	1	3	0	.385	1	0	0	0	0	0	0	.000
2021	.302	45	40	159	32	48	12	1	9	34	89	.560	10	13	46	3	.382	4	0	2	3	222	15	4	.983
TOTAL	**.306**	**49**	**44**	**170**	**33**	**52**	**13**	**1**	**9**	**35**	**94**	**.553**	**10**	**14**	**49**	**3**	**.382**	**5**	**0**	**2**	**3**	**222**	**15**	**4**	**.983**

CAREER STATISTICS // CONFERENCE GAMES

Year	*Avg*	*GP*	*GS*	*AB*	*R*	*H*	*2B*	*3B*	*HR*	*RBI*	*TB*	*SLG%*	*BB*	*HBP*	*SO*	*GDP*	*OB%*	*SF*	*SH*	*SB*	*ATT*	*PO*	*A*	*E*	*FLD%*
2020											--	DNP	--												
2021	.303	26	23	89	18	27	7	1	5	22	51	.573	4	9	25	3	.385	2	0	0	1	119	10	3	.977
TOTAL	**.303**	**26**	**23**	**89**	**18**	**27**	**7**	**1**	**5**	**22**	**51**	**.573**	**4**	**9**	**25**	**3**	**.385**	**2**	**0**	**0**	**1**	**119**	**10**	**3**	**.977**

RETURNERS

TERVELL JOHNSON

Sophomore ○ OF
6-0 ○ 195 ○ R/R
Atlanta, Ga. (Mays)

24



Honors & Awards

2020-21 ACC Academic Honor Roll

2021 (Freshman)

Appeared in three games … Finished .500 in three plate appearances … Made his debut against Georgia State (March 3) … Went 1-for-1 against then-No. 17 Florida State … Drew a walk against Kennesaw State (May 1).

Before Tech

Ranked as the No. 12 outfielder in Georgia … Rated as a "very versatile defensive player who can and always has played all over the field" … Ran a 6.96 60-yard dash and sported an 82 mph outfield throw at the 2019 National Showcase … A two-time high honorable mention Perfect Game All-American (2018, 2019) … An eight-time all-tournament team selection in showcase play … Selected six times to showcase's Top Prospect Team … A two-time WWBA Champion (2017, 2019) … In three seasons of travel ball, hit .244 for 59 hits, 18 doubles, four triples and four homers for 40 RBI … Drew 55 walks and stole 17 bases … Best year came in 2017 when he hit an impressive .362 over 94 at-bats, finishing with a 1.015 OPS … Had 34 hits, eight doubles and four triples for 22 RBI.

CAREER HIGHS

Hits: 1 vs. Florida State (April 24, 2021)
At-Bats: 1, twice - last vs. Georgia State (March 3, 2021)

YELLOW JACKETS

CAREER STATISTICS // ALL GAMES

Year	*Avg*	*GP*	*GS*	*AB*	*R*	*H*	*2B*	*3B*	*HR*	*RBI*	*TB*	*SLG%*	*BB*	*HBP*	*SO*	*GDP*	*OB%*	*SF*	*SH*	*SB*	*ATT*	*PO*	*A*	*E*	*FLD%*
2021	.500	3	0	2	0	1	0	0	0	0	1	.500	1	0	1	0	.667	0	0	0	0	0	0	0	.000
TOTAL	**.500**	**3**	**0**	**2**	**0**	**1**	**0**	**0**	**0**	**0**	**1**	**.500**	**1**	**0**	**1**	**0**	**.667**	**0**	**0**	**0**	**0**	**0**	**0**	**0**	**.000**

CAREER STATISTICS // CONFERENCE GAMES

Year	*Avg*	*GP*	*GS*	*AB*	*R*	*H*	*2B*	*3B*	*HR*	*RBI*	*TB*	*SLG%*	*BB*	*HBP*	*SO*	*GDP*	*OB%*	*SF*	*SH*	*SB*	*ATT*	*PO*	*A*	*E*	*FLD%*
2021	1.000	1	0	1	0	1	0	0	0	0	1	1.000	0	0	0	0	1.000	0	0	0	0	0	0	0	.000
TOTAL	**1.000**	**1**	**0**	**1**	**0**	**1**	**0**	**0**	**0**	**0**	**1**	**1.000**	**0**	**0**	**0**	**0**	**1.000**	**0**	**0**	**0**	**0**	**0**	**0**	**0**	**.000**

RETURNERS

BEN KING

Sophomore ○ RHP
6-3 ○ 220 ○ R/R
Calhoun, Ga. (Calhoun)

46



Honors & Awards

2020-21 ACC Academic Honor Roll
2019-20 ACC Academic Honor Roll

2021 (Freshman)

Made just seven appearances on the mound in relief before suffering a season-ending injury … Recorded a 1-0 record and a 10.38 ERA in limited 4.1 innings … Made his season debut with 1.0 innings of one-hit work against Eastern Kentucky (Feb. 20), striking out two … Earned his lone win of the season at then-No. 8 NC State (Feb. 28), allowing just one run and striking out two in 1.0 innings … Made his final appearance of the season on April 10 at then-No. 12 Notre Dame.

2020 (Freshman)

Made just three appearances in relief in the shortened 2020 season … Made his collegiate debut against St. Peter's (Feb. 14), going 1.0 innings and allowing just one hit … Pitched an no-hit inning, striking out one, against Ohio State (Feb. 21) … Surrendered four runs to then-No. 4 Georgia (Feb. 29) … Only allowed two hits in 2.1 innings in 2020.

Before Tech

A 6-3 right-handed pitcher from Calhoun, Ga. with a "large build and frame" that works his fastball in the low-90s … Named a southeast regional 2019 Perfect Game Preseason All-American after earning the honorable mention award in 2016, 2017 and 2018 … A nine-time All-Tournament selection and 2018 WWBA Champion … A four-year letterwinner at Calhoun … Named a captain his final two seasons … Earned selection to the 2019 Georgia Dugout Club All-State team, as well as the Chattanooga Times Free Press' "Best of the Preps" baseball team in 2018 and 2019 … An all-region selection in 2016, 2018 and 2019 as well as the all-county MVP in 2018 and 2019 … Recorded 92 strikeouts his senior year – good for ninth all-time in a single season at Calhoun … Also lettered four years as a center on Calhoun's football team, being named a captain his final season … helped lead the football team to regional championships from 2015-18 and to a state championship in 2017 (played at Mercedes-Benz Stadium) … Named a GACA and Atlanta Journal Constitution All-State selection in 2018 … Also named to the Chattanooga Times Free Press' "Best of the Preps" football team in 2017 and 2018 … An all-region selection in 2017 and 2018 … Finished in the top 5 of his graduating class, as well as graduating as an AP Scholar with distinction … Earned the football team's academic award.

Personal

Has one younger sibling … Father, Steve, graduated from Georgia Tech in 1996 … Intends on majoring in biology with a pre-health option with aspirations of becoming an orthopedic surgeon.

CAREER HIGHS

Innings: 1.1 at Wake Forest (March 19, 2021)
Strikeouts: 2, four times
Walks: 3, three times - last at Wake Forest (March 19, 2021)
Batters Faced: 9 at Wake Forest (March 19, 2021)

CAREER STATISTICS // ALL GAMES

Year	ERA	W	L	App	GS	CG	SHO	CBO	SV	IP	H	R	ER	BB	SO	2B	3B	HR	BF	B/Avg	WP	HBP	BK	SFA	SHA
2020	15.43	0	0	3	0	0	0	1	0	2.1	2	4	4	4	1	0	0	1	13	.250	0	1	0	0	0
2021	10.38	1	0	7	0	0	0	0	0	4.1	4	5	5	9	9	3	0	0	28	.267	0	2	0	0	2
TOTAL	**12.15**	**1**	**0**	**10**	**0**	**0**	**0**	**1**	**0**	**6.2**	**6**	**9**	**9**	**13**	**10**	**3**	**0**	**1**	**41**	**.261**	**0**	**3**	**0**	**0**	**2**

CAREER STATISTICS // CONFERENCE GAMES

Year	ERA	W	L	App	GS	CG	SHO	CBO	SV	IP	H	R	ER	BB	SO	2B	3B	HR	BF	B/Avg	WP	HBP	BK	SFA	SHA
2020											--	DNP	--												
2021	15.00	1	0	4	0	0	0	0	0	3.0	3	5	5	5	6	3	0	0	19	.273	0	1	0	0	2
TOTAL	**15.00**	**1**	**0**	**4**	**0**	**0**	**0**	**0**	**0**	**3.0**	**3**	**5**	**5**	**5**	**6**	**3**	**0**	**0**	**19**	**.273**	**0**	**1**	**0**	**0**	**2**

RETURNERS

JOSEPH MANNELLY

RS Junior ○ LHP
6-3 ○ 208 ○ L/L
Atlanta, Ga. (Marist School)

32



CAREER HIGHS

Innings: 3.0, five times
Strikeouts: 5 vs. Vanderbilt (June 6, 2021)
Walks: 3, three times - last vs. North Carolina (May 21, 2021)
Batters Faced: 13, four times

Honors & Awards

2020-21 ACC Academic Honor Roll
2019-20 ACC Academic Honor Roll

2021 (RS Sophomore)

Appeared in 18 games as a relief pitcher … Recorded a 5.81 ERA and 2-0 record … Allowed just 20 earned runs in 31.0 innings of work, striking out 33 … Made his first appearance of the season against Eastern Kentucky (Feb. 20), allowing just one run on four hits in 3.0 innings, fanning four as well … Got his first win of the season against Mercer (Feb. 24), tossing 2.0 no-hit innings with three strikeouts … Recorded his second victory of the season against Kennesaw State, allowing just one run on one hit in 1.1 innings … Went 3.0 innings at Miami (May 15), surrounding just one hit and striking out four … Held against North Carolina (May 21), allowing just a run in 2.1 innings, while striking out three, en route to a 10-9 win.

2020 (RS Sophomore)

Did not make an appearance in the shortened 2020 season.

2019 (Sophomore)

Battled injuries all season … Made just three appearances on the season, successful in all outings … Finished with 2.2 innings of relief, allowing just two hits while striking out two … Made longest appearance against Kennesaw State (March 6) where he went 1.1 no-hit innings in 14 pitches … Also went 1.0 innings at Georgia State (Feb. 27), where he surrendered his two hits for the season, but struck out two in the scoreless outing … Used one pitch for one out to get Tech out of a jam against Northwestern (March 2) … Tech outscored opponents 20-6 in games he appeared in.

2018 (Freshman)

Appeared in 10 games out of the bullpen for Tech … Went 0-0 with a 9.45 ERA over 6.2 innings of work … Registered five strikeouts … Held opponents to a .130 batting average on the season … Pitched one scoreless inning in the Jackets' 10-0 shutout of Dartmouth (Feb. 23) … Also threw a scoreless inning versus Virginia Tech (March 17), against No. 6 Florida State (April 8), versus Georgia State (April 11), and at Pittsburgh (May 15).

Before Tech

Lettered in both baseball and football at the Marist School … Was a two-year letterwinner in baseball for head coach Mike Strickland and a three-year letterwinner on the football team for Allen Chadwick … Was ranked as high as the No. 6 prospect at first base and the No. 72 overall prospect in the class of 2017 for the state of Georgia by *Perfect Game* … Was also ranked as high as the No. 25 prospect at first base nationally by PG … Tabbed a 2017 Rawlings-*Perfect Game* honorable mention all-American and a southeast all-region second team member in 2017 … Recognized as a 2016 PG underclassmen high honorable mention all-American as a junior and a 2015 underclassmen all-American honorable mention his sophomore season … Helped lead his Marist squad to a 2017 state championship title, the program's 13th overall, recording the game-winning hit in the championship game … Was a part of the 2016 regional championship team … Played for both the 6-4-3 DP Cougars and East Cobb Yankees summer teams … Was on the PG Super25 Championship team and the 2015 16U WWBA Memorial Day at LakePoint Championship team … Was named to the 2015 16U Memorial Day at LakePoint all-tournament team, the 2015 15U WWBA National Championship all-tournament team, the 2015 16U *Perfect Game*-East Cobb Invitational all-tournament team and both the 2014 and 2013 BCS Finals all-tournament teams … Was a senior team captain for the football team in 2017 … Was an all-region honorable mention in football his senior year … A 2017 honor roll member … A member of Fellowship of Christian Athletes (FCA) and was a part of the student-athlete leadership training at Marist.

Personal

Has two younger brothers … Father, Bernard, played football at Notre Dame (1988-92) … Uncle, Patrick Mannelly, played football at Duke and played in the NFL for the Bears for 16 years … Grandfather, Donnie Allen, was a fullback at UGA … Enjoys playing video games, working out and playing tennis … Chose Tech because of the great academics, its rich baseball history and the great business opportunities for post Tech graduates … Intends to major in business administration.

CAREER STATISTICS // ALL GAMES

Year	ERA	W	L	App	GS	CG	SHO	CBO	SV	IP	H	R	ER	BB	SO	2B	3B	HR	BF	B/Avg	WP	HBP	BK	SFA	SHA
2018	9.45	0	0	10	0	0	0	1	0	6.2	3	7	7	6	5	0	0	2	29	.130	2	0	0	0	0
2019	0.00	0	0	3	0	0	0	1	0	2.2	2	0	0	0	2	0	0	0	8	.250	2	0	0	0	0
2020										--	DNP	--													
2021	5.81	2	0	18	0	0	0	0	0	31.0	31	21	20	18	33	5	1	7	141	.263	7	4	0	1	0
TOTAL	**6.02**	**2**	**0**	**31**	**0**	**0**	**0**	**2**	**0**	**40.1**	**36**	**28**	**27**	**24**	**40**	**5**	**1**	**9**	**178**	**.242**	**11**	**4**	**0**	**1**	**0**

CAREER STATISTICS // CONFERENCE GAMES

Year	ERA	W	L	App	GS	CG	SHO	CBO	SV	IP	H	R	ER	BB	SO	2B	3B	HR	BF	B/Avg	WP	HBP	BK	SFA	SHA
2018	2.45	0	0	6	0	0	0	0	0	3.2	0	1	1	3	3	0	0	0	14	.000	0	0	0	0	0
2019										--	DNP	--													
2020										--	DNP	--													
2021	5.79	0	0	9	0	0	0	0	0	14.0	15	10	9	11	14	2	1	2	69	.273	4	2	0	1	0
TOTAL	**5.09**	**0**	**0**	**15**	**0**	**0**	**0**	**0**	**0**	**17.2**	**15**	**11**	**10**	**14**	**17**	**2**	**1**	**2**	**83**	**.227**	**4**	**2**	**0**	**1**	**0**

RETURNERS

ZACH MAXWELL

Sophomore ○ RHP
6-6 ○ 280 ○ R/R
Acworth, Ga. (North Paulding)

41



2020 (Freshman)

Made 24 appearances in relief on the mound … Led the team with a 3.09 ERA … Recorded a 2-2 record and three saves … Allowed just 11 earned runs in 32.0 innings, striking out 56 on the year – good for best on the team among relievers … Held opponents to a paltry .185 batting average … Debuted on the year with a no-hit innings against Eastern Kentucky (Feb. 21) … Struck out the side against Pitt (March 12) … Earned his first save against Pitt (March 13), not allowing an earned run and striking out three to close … Earned his second save at Wake Forest (March 20), allowing just one run on two hits in 1.0 innings … Picked up his third save at Duke (March 27), slamming the door with three strikeouts and no hits to close … Pitched a no-hit inning of relief against Auburn (April 13) … Was phenomenal in relief for his first win of the season at then-No. 12 Virginia Tech (April 18), allowing no earned runs, two hits and punching out seven in 3.0 innings … Earned his second win of the year against then-No. 17 Florida State (April 25), allowing just one earned run in 2.2 innings of work, striking out six … Also struck out six in 2.2 shutout innings at Kennesaw State (May 2) … Struck out four to close regulation during the 14-inning game against Georgia (May 18) … Did not allow a run over his final six appearances … Pitched 2.2 key shutout innings of relief with three strikeouts in the extra-innings game against Louisville (May 27) in the ACC Tournament … Pitched every day during the NCAA Nashville Regional, pitching 0.1 innings against Indiana State (June 4), 0.1 innings against then-No. 4 Vanderbilt (June 5) and 1.0 innings against Vanderbilt (June 6).

2020 (Freshman)

Made four starts on the mound during the shortened 2020 season … Finished the season with a 1-1 record and 3.14 ERA over 14.1 innings of work … Allowed just five hits and five earned runs while striking out 20 batters … Held opponents to a frigid .104 batting average … Was a part of the first all-freshmen Opening Day battery in Georgia Tech history on Feb. 14 against St. Peter's with Jake Holland … Finished his debut with no runs and one hit surrendered in 4.0 innings of work … Struck out eight while allowing just a hit and a run over 5.0 innings against Ohio State (Feb. 23) … Allowed two runs over three innings against then-No. 4 Georgia (March 1) … Did not allow a hit in 2.1 innings against then-No. 14 Auburn (March 10).

Before Tech

Rated as the fifth-ranked pitcher in the state of Georgia and the No. 28 RHP in the country … Selected in the 30th round of the 2019 MLB Draft by the New York Yankees … Has been clocked at a 98 mph fastball in showcase ball … Named a First-Team 2019 Perfect Game Preseason All-American for the southeast region after earning third-team and honorable mention honors in 2018 and 2017, respectively … Rated as the 84th best overall player in country … An 11-time All-Tournament selection and a 2018 Showcase Top Prospect Team selection … A two-time WWBA Champion (2017, 2018) … A three-year letterwinner at North Paulding … Was named captain his senior season … Named the Paulding County Baseball Player of the Year in in 2019 … Tossed a 13-strikeout no-hitter in 2019 … Voted by teammates as the team's Pitching MVP in 2019.

CAREER HIGHS

Innings: 5.0 vs. Ohio State (Feb. 23, 2020)
Strikeouts: 8 vs. Ohio State (Feb. 23, 2020)
Walks: 6 at Auburn (March 10, 2020)
Batters Faced: 20 vs. Ohio State (Feb. 23, 2020)

Personal

Has a younger brother … Father, Tom, played basketball at Idaho State (1992-96) … Intends on majoring in business administration.

CAREER STATISTICS // ALL GAMES

Year	ERA	W	L	App	GS	CG	SHO	CBO	SV	IP	H	R	ER	BB	SO	2B	3B	HR	BF	B/Avg	WP	HBP	BK	SFA	SHA
2020	3.14	1	1	4	4	0	0	1	0	14.1	5	7	5	16	20	0	0	0	67	.104	7	2	0	1	0
2021	3.09	2	2	24	0	0	0	1	3	32.0	20	14	11	41	56	3	0	2	160	.185	9	4	0	2	5
TOTAL	**3.11**	**3**	**3**	**28**	**4**	**0**	**0**	**2**	**3**	**46.1**	**25**	**21**	**16**	**57**	**76**	**3**	**0**	**2**	**227**	**.160**	**16**	**6**	**0**	**3**	**5**

CAREER STATISTICS // CONFERENCE GAMES

Year	ERA	W	L	App	GS	CG	SHO	CBO	SV	IP	H	R	ER	BB	SO	2B	3B	HR	BF	B/Avg	WP	HBP	BK	SFA	SHA
2020										--	DNP	--													
2021	5.12	2	2	14	0	0	0	1	3	19.1	15	14	11	25	34	3	0	2	101	.221	5	4	0	1	3
TOTAL	**5.12**	**2**	**2**	**14**	**0**	**0**	**0**	**1**	**3**	**19.1**	**15**	**14**	**11**	**25**	**34**	**3**	**0**	**2**	**101**	**.221**	**5**	**4**	**0**	**1**	**3**

RETURNERS

JOHN MEDICH

RS Senior ○ RHP
6-4 ○ 233 ○ R/R
Sewickley, Pa. (Rhodes College)

55



Honors & Awards

2020-21 ACC Academic Honor Roll

2021 (RS Junior)

Made 11 relief appearances on the season … Finished with a 1-0 record and a 12.71 ERA … Allowed 16 earned runs in 11.1 innings of work, striking out 15 on the year … Made his debut for Georgia Tech on Feb. 20 against Eastern Kentucky … Pitched 1.1 no-hit innings against Georgia State (March 3) … Allowed just one earned run in 2.0 innings, striking out two, against then-No. 1 Louisville (March 5) … Pitched 2.0 shutout innings at Georgia State (April 20), striking out four … Picked up the win in the 14-inning game against Georgia (May 18), pitching 1.1 no-hit innings to close and striking out two.

Before Tech

A four-year right-handed pitcher/utility player for Rhodes College in Memphis, Tenn. … Primarily appeared in relief, making 28 appearances overall with five starts coming in 2018 and two starts coming in 2020 … Finished his undergraduate career with a 3.43 ERA and 3-4 record … Allowed just 35 hits and 22 earned runs in 75.2 innings of work, striking out 53 batters and surrendering 23 walks … Held opponents to an impressive .215 batting average including an impressive .132 in four appearances in the shortened 2020 season … Also had a 15:4 strikeout-to-walk ratio in 2020 when the season ended … Also took 109 at-bats with the Lynx … Finished with a .257 average, recording 28 hits and eight doubles to go along with 13 walks for a .339 on-base percentage.

Personal

Father, David, was an offensive lineman at Ohio State (1977-81) … Pursuing a master's degree in quantitative and computational finance.

CAREER HIGHS

Innings: 2.0, twice - last at Georgia State (April 20, 2021)
Strikeouts: 4 at Georgia State (April 20, 2021)
Walks: 2, five times
Batters Faced: 8, three times - last vs. Clemson (May 26, 2021)

CAREER STATISTICS // ALL GAMES AT GEORGIA TECH

Year	ERA	W	L	App	GS	CG	SHO	CBO	SV	IP	H	R	ER	BB	SO	2B	3B	HR	BF	B/Avg	WP	HBP	BK	SFA	SHA
2021	12.71	1	0	11	0	0	0	0	0	11.1	12	17	16	12	15	3	0	4	63	.267	7	5	0	1	0
TOTAL	**12.71**	**1**	**0**	**11**	**0**	**0**	**0**	**0**	**0**	**11.1**	**12**	**17**	**16**	**12**	**15**	**3**	**0**	**4**	**63**	**.267**	**7**	**5**	**0**	**1**	**0**

CAREER STATISTICS // CONFERENCE GAMES AT GEORGIA TECH

Year	ERA	W	L	App	GS	CG	SHO	CBO	SV	IP	H	R	ER	BB	SO	2B	3B	HR	BF	B/Avg	WP	HBP	BK	SFA	SHA
2021	15.43	0	0	4	0	0	0	0	0	4.2	8	9	8	2	3	1	0	3	27	.364	4	2	0	1	0
TOTAL	**15.43**	**0**	**0**	**4**	**0**	**0**	**0**	**0**	**0**	**4.2**	**8**	**9**	**8**	**2**	**3**	**1**	**0**	**3**	**27**	**.364**	**4**	**2**	**0**	**1**	**0**

RETURNERS

KEVIN PARADA

Sophomore • C
6-1 • 197 • R/R
Pasadena, Calif. (Loyola)

4



Honors & Awards

2021 Freshman All-American (D1Baseball, Collegiate Baseball, Perfect Game)
2021 Second-Team ABCA/Rawlings All-Southeast Region
2021 Third-Team All-ACC
2021 Freshman All-ACC
2020-21 All-ACC Academic
2020-21 ACC Academic Honor Roll
ACC Player of the Week (March 1, 2021)

2021 (Freshman)

Made 48 starts behind the dish as a true freshman en route to unanimous freshman all-American honors … Led the ACC in hitting the first half of the season, hitting better than .400 until April 10 … Finished hitting a team-best .318 for 70 hits, 20 doubles, two triples and nine RBI for 42 RBI … Led the ACC through NCAA Regionals with 20 doubles … Ranked third on the team with 18 multi-hit games and ranked second with 11 multi-RBI games … Recorded four four-hit games on the season – only two other ACC players recorded even three … Made his collegiate debut and first start on Feb. 20 against Eastern Kentucky, going 1-for-4 with a two-RBI double … Went 4-for-4 for four RBI against Mercer (Feb. 24) before going 4-for-4 in the next game against eventual College World Series participant and then-No. 8 NC State (Feb. 26), also grabbing a triple, a double and two RBI … Finished 4-for-4 with a double and RBI against then No. 1- Louisville (March 6) … Recorded five-straight multi-hit games from March 6-14 (vs. Louisville and Pitt) … Went 4-for-5 with a double and RBI against Virginia (April 1).

Before Tech

Ranked as No. 4 catcher in the country, No. 6 player overall in the state of California … Rated as having "sound fundamentals that he repeats very well, … quick release on throws, makes accurate throws and throws out runners" … Recorded a 6.72 60-yard dash at the 2019 National Showcase, as well as a 1.65 10-yard split, 1.85 pop time and 82 mph throw to second … Invited to the 2019 Perfect Game All-American Classic … Earned high honorable mention All-America honors in 2018 before garnering first-team honors in 2019 … A six-time all-tournament team selection … Named to showcase's Top Prospect Team five times … A two-time tournament most valuable player (2018 Perfect Game Fall National Championship; 2018 WWBA World Championship) … A WWBA Champion (2018) … Appeared in 46 showcase games over the last three years … Finished with a .390 batting average, amassing 53 hits, 12 doubles, three triples, six home runs for 49 RBI … Also drew 14 walks and stole seven bases … Was unconscious at the plate in 2019, hitting .524 in 21 at-bats for 11 hits, three doubles and one homer for 13 RBI … He finished with a .565 on-base percentage for a 1.375 OPS … Hit above .360 all three years, while launching five home runs and driving in 32 RBI in 2018 … A three-year letterwinner at Loyola, had an outstanding junior campaign that saw him hit .447 in 27 games, amassing 34 hits, 11 doubles, three triples and four homers for 28 RBI … Also drew 19 walks for a .556 on-base percentage … Has recorded back-to-back seasons with .970 fielding percentages in 132 (2018) and 133 (2019) chances … Currently holds a .367 career batting average in high school.

CAREER HIGHS

Hits: 4, four times
Doubles: 2, twice - last at Virginia Tech (April 18, 2021)
Triples: 1, twice - last at Duke (March 26, 2021)
Home runs: 1, nine times
RBI: 4 vs. Mercer (Feb. 24, 2021)
At-Bats: 6, twice - last vs. Georgia (May 18, 2021)

CAREER STATISTICS // ALL GAMES

Year	Avg	GP	GS	AB	R	H	2B	3B	HR	RBI	TB	SLG%	BB	HBP	SO	GDP	OB%	SF	SH	SB	ATT	PO	A	E	FLD%
2021	.318	52	51	220	42	70	20	2	9	42	121	.550	17	5	41	3	.379	1	0	1	2	420	32	8	.983
TOTAL	**.318**	**52**	**51**	**220**	**42**	**70**	**20**	**2**	**9**	**42**	**121**	**.550**	**17**	**5**	**41**	**3**	**.379**	**1**	**0**	**1**	**2**	**420**	**32**	**8**	**.983**

CAREER STATISTICS // CONFERENCE GAMES

Year	Avg	GP	GS	AB	R	H	2B	3B	HR	RBI	TB	SLG%	BB	HBP	SO	GDP	OB%	SF	SH	SB	ATT	PO	A	E	FLD%
2021	.352	33	33	142	29	50	14	2	4	24	80	.563	6	3	28	2	.388	1	0	0	1	274	20	3	.990
TOTAL	**.352**	**33**	**33**	**142**	**29**	**50**	**14**	**2**	**4**	**24**	**80**	**.563**	**6**	**3**	**28**	**2**	**.388**	**1**	**0**	**0**	**1**	**274**	**20**	**3**	**.990**

RETURNERS

STEPHEN REID

Sophomore ○ OF
6-1 ○ 204 ○ R/R
Garwood, N.J.
(Governor Livingston)

23



CAREER HIGHS

Hits: 3 vs. Ohio State (Feb. 23, 2020)
Doubles: 1 at Georgia (Feb. 28, 2020)
Home runs: 2 vs. Ohio State (Feb. 23, 2020)
RBI: 3 vs. Ohio State (Feb. 23, 2020)

Honors & Awards

2020 Collegiate Baseball Freshman All-American

2021 (Freshman)

Appeared in 49 games, making 48 starts in the outfield and at designated hitter … Made 33 starts in right field and 15 starts at DH … Finished the season hitting .263 for 52 hits, 11 doubles, nine home runs and 42 RBI … Finished tied for second on the team in RBI to teammate Justyn-Henry Malloy's 43 … Led Georgia Tech with 12 multi-RBI games … Started the year on fire, going 2-for-5 with a homer for four RBI on Opening Day against Eastern Kentucky (Feb. 19) … Then went 2-for-5 the next day against EKU (Feb. 20) … Went 2-for-4 against Mercer (Feb. 24), recording a double and a home run … Recorded a double and a home run for two RBI in the rubber game against then-No. 1 Louisville (March 7) … Smashed two doubles in the series-opener against Pitt (March 12) … Finished with five hits, four RBI and a home run in the series at then-No. 12 Notre Dame (April 9-11) … Mashed three hits and a double for four RBI at then-No. 12 Virginia Tech (April 16-18) … Crushed Kennesaw State (May 1) for a perfect 4-for-4, two-home run effort for four RBI … Had a six-game hitting streak that stretched from May 8-May 18 … Recorded three hits and a double for three RBI in the series-equalizer against North Carolina (May 21) …. Followed up with a 2-for-4, double RBI effort vs. UNC (May 22) … Went 2-for-4 with two home runs and three RBI in the opening game of the ACC Tournament vs. Clemson (May 26) … Went 3-for-4 for two RBI in the opening game of the NCAA Nashville Regional against Indiana State (June 4) … Had two hits, including a homer, for four RBI in the elimination game of the NCAA Nashville Regional against then-No. 4 Vanderbilt (June 6).

2020 (Freshman)

Appeared in 15 games, including 11 starts as the designated hitter in the shortened 2020 season … Led the team with five home runs on the season … Hit .273 for the season with 12 hits and a double for 10 RBI … Slugged .636 on the year … Made his collegiate debut against St. Peter's (Feb. 14) … Had his first-career hit drive in a run at Georgia Southern (Feb. 18) … Mashed two home runs against Ohio State (Feb. 23), finishing with hits and three RBI … Also had RBI singles against Gardner-Webb (Feb. 25) and then-No. 4 (Georgia (Feb. 28) … Recorded two hits against Tennessee Tech (March 3) and Virginia Tech (March 6) … Also drove in two runs on a base hit on Saturday against Virginia Tech (March 7) … Finished the year with a hit against then-No. 14 Auburn (March 10).

Before Tech

Ranked as Perfect Game's top outfielder in the state of New Jersey and 30th-ranked outfielder in the country … Was clocked at a 6.63 60-yard dash … Rated as having "big juice in his bat" and "outstanding raw bat speed" … Named a 2019 PG All-American for the northeast region … Also earned first-team 2018 PG Underclassmen All-America honors … Invited to the 2018 PG National Showcase … A five-time All-Tournament Team selection and member of the 2018 Showcase Top Prospect Team … A two-year letterwinner at Governor Livingston … Named a captain for his senior season … Won Sectional Group 2 for New Jersey in 2017 … Named the Union County MVP in 2019.

Personal

Has five siblings … Member of high school's athletic honor society.

CAREER STATISTICS // ALL GAMES

Year	Avg	GP	GS	AB	R	H	2B	3B	HR	RBI	TB	SLG%	BB	HBP	SO	GDP	OB%	SF	SH	SB	ATT	PO	A	E	FLD%
2020	.273	15	11	44	8	12	1	0	5	10	28	.636	4	1	17	0	.340	1	0	0	0	0	0	0	.000
2021	.263	49	48	198	29	52	11	0	9	42	90	.455	13	0	60	1	.304	3	0	0	0	53	2	1	.982
TOTAL	**.264**	**64**	**59**	**242**	**37**	**64**	**12**	**0**	**14**	**52**	**118**	**.488**	**17**	**1**	**77**	**1**	**.311**	**4**	**0**	**0**	**0**	**53**	**2**	**1**	**.982**

CAREER STATISTICS // CONFERENCE GAMES

Year	Avg	GP	GS	AB	R	H	2B	3B	HR	RBI	TB	SLG%	BB	HBP	SO	GDP	OB%	SF	SH	SB	ATT	PO	A	E	FLD%
2020	.273	3	3	11	4	3	0	0	2	3	9	.818	3	0	5	0	.429	0	0	0	0	0	0	0	.000
2021	.238	31	31	126	18	30	10	0	2	21	46	.365	8	0	40	0	.277	3	0	0	0	32	0	0	1.000
TOTAL	**.241**	**34**	**34**	**137**	**22**	**33**	**10**	**0**	**4**	**24**	**55**	**.401**	**11**	**0**	**45**	**0**	**.291**	**3**	**0**	**0**	**0**	**32**	**0**	**0**	**1.000**

RETURNERS

CORT ROEDIG

Junior • RHP
6-2 • 210 • R/R
Orlando, Fla.
(Dr. Phillips)

19



Honors & Awards

2021 ACC Academic Honor Roll
2020 ACC Academic Honor Roll
2019 All-ACC Academic Second Team
2019 ACC Academic Honor Roll

2021 (Sophomore)

Struggled to be 100 percent healthy after preseason injury … Made just seven appearances and three starts … Finished with a 15.63 ERA and 0-2 record, pitching just 6.1 innings and allowing 11 earned runs … Walked an uncharacteristic 10 batters and struck out just three … Went 3.0 innings of one-hit shutout baseball in his start against Mercer (Feb. 24) … Pitched a clean inning against Virginia (April 2) … Made last start of the season against USC Upstate (April 6) … Was shut down after 0.1 innings at Miami (May 14).

2020 (Sophomore)

Made four starts on the mound during the shortened 2020 season … Finished with a 1-2 record and a 4.34 ERA over 18.2 innings … Surrendered just nine earned runs, while striking out 23 … Held opponents to .242 … Struck out six back-to-back to start the season – St. John's (Feb. 16) and Ohio State (Feb. 22) … Surrendered just one hit and one run in 6.0 innings of work against Ohio State (Feb. 22) … Struck out a career-high eight batters against then-No. 4 Georgia (Feb. 29), allowing just two earned runs in 4.2 innings of work … Also allowed just two earned runs on four hits in 4.1 innings against Virginia Tech (March 7).

2019 (Freshman)

Made 15 appearances and 10 starts during his frosh campaign … Finished with a 2-2 record and fourth-best 4.88 ERA on the team in 48.0 innings … Made his collegiate debut against Richmond (Feb. 16), allowing one run in 1.1 inning of work … Settled into being a stellar weekday pitcher, allowing just one earned run in two weekday starts and 9.1 innings of work … Dealt against Kennesaw State (March 6), going 5.1 scoreless, allowing just three hits, while striking out seven … Made his first ACC start against then-No. 9 and eventual Chapel Hill Super Regional host North Carolina (April 7) for injured teammate Brant Hurter, allowing two hits and four runs in the 4.1 innings … Allowed just three earned runs in his predetermined start against then-No. 4 and eventual Athens Regional host Georgia (April 23) at SunTrust Park in front of the largest regular-season crowd in college baseball (18,861) … Struck out six and refused to allow an earned run against Western Carolina (May 5), issuing just one walk in his second decision victory of the year … Allowed just three hits with a 1.08 ERA and .115 OBA in two postseason starts … Carried a no-no into the fifth inning against North Carolina in the ACC Championship Game (May 26) … Also pitched a two-hit shutout in 4.0 innings against Auburn (June 2) in the Atlanta Regional before a rain delay burned his start.

CAREER HIGHS

Innings: 6.0 vs Ohio State (Feb. 22, 2020)
Strikeouts: 8 vs. Georgia (Feb. 29, 2020)
Walks: 5 vs. Virginia Tech (March 7, 2020)
Batters Faced: 24 vs. Georgia (Feb. 29, 2020)

Before Tech

A power right-handed pitcher, Roedig is ranked as the No. 17 ranked right-handed pitcher in the state of Florida and No. 90 at that same position nationally by *Perfect Game* for the class of 2018 … Roedig is also ranked as the No. 45 overall prospect out of the state of Florida for the 2018 class by PG … A 2017 PGUnderclassmen All-American Third Team selection, Roedig helped lead his Dr. Phillips Panthers team to a district championship runner-up finish and a spot in the 2017 Florida High School Athletics Association Regional 9A Baseball Championship Tournament last year as a junior … A participant in the 2017 PG National Showcase event in which he was named to the Showcase Top Prospect Team, the righty also took part in the 2016 Sunshine East Showcase event … As a member of the Power Baseball program, Roedig was named to the 2017 17U BCS National Championship, the 2017 WWBA 17U National Championship, the 2016 WWBA World Championship, the 2016 WWBA Underclass World Championship and the 2016 WWBA 16U National Championship all-tournament teams … Lettered three years at Dr. Phillips as a pitcher … Named an FACA All-State selection for District 11 … Also earned all-Metro West Conference honors … Battled back from an arm injury to lead Dr. Phillips to the state final four for the first time in 22 years … Named the Bill Spoone Male Scholar-Athlete of the Year after graduating with a 4.96 weighted grade-point average.

Personal

Has one younger sister … Originally born in Atlanta, Ga., but grew up in Orlando, Fla. … Grandfather, Elmer Blanchard, played football at Georgia in 1961 … Chose Tech because it's a great engineering school, a well-known baseball program and Atlanta is a "second home" … Intends on majoring in aerospace engineering.

CAREER STATISTICS // ALL GAMES

Year	ERA	W	L	App	GS	CG	SHO	CBO	SV	IP	H	R	ER	BB	SO	2B	3B	HR	BF	B/Avg	WP	HBP	BK	SFA	SHA
2019	4.88	2	2	15	10	0	0	0	0	48.0	36	30	26	24	47	7	1	8	209	.202	3	6	0	0	1
2020	4.34	1	2	4	4	0	0	0	0	18.2	16	13	9	12	23	4	0	1	84	.242	2	3	1	1	2
2021	15.63	0	2	7	3	0	0	0	0	6.1	12	15	11	10	3	3	0	2	44	.400	1	2	1	2	0
TOTAL	**5.67**	**3**	**6**	**26**	**17**	**0**	**0**	**0**	**0**	**73.0**	**64**	**58**	**46**	**46**	**73**	**14**	**1**	**11**	**337**	**.234**	**6**	**11**	**2**	**3**	**3**

CAREER STATISTICS // CONFERENCE GAMES

Year	ERA	W	L	App	GS	CG	SHO	CBO	SV	IP	H	R	ER	BB	SO	2B	3B	HR	BF	B/Avg	WP	HBP	BK	SFA	SHA
2019	9.53	0	1	5	3	0	0	0	0	17.0	16	18	18	8	17	2	1	5	79	.242	1	4	0	0	1
2020	4.15	0	0	1	1	0	0	0	0	4.1	4	2	2	5	3	1	0	0	20	.308	0	0	1	1	1
2021	13.50	0	0	3	0	0	0	0	0	1.1	4	6	2	4	3	0	0	0	13	.500	0	1	1	0	0
TOTAL	**8.74**	**0**	**1**	**9**	**4**	**0**	**0**	**0**	**0**	**22.2**	**24**	**26**	**22**	**17**	**23**	**3**	**1**	**5**	**112**	**.276**	**1**	**5**	**2**	**1**	**2**

RETURNERS

JOSIAH SIEGEL

Sophomore • LHP
6-1 • 200 • L/L
Woodstock, Ga. (Woodstock)

48



Honors & Awards

2020-21 ACC Academic Honor Roll
2019-20 ACC Academic Honor Roll

2021 (Freshman)

Made 16 relief appearances and one start on the mound … Finished second among relievers with a 3.77 ERA … Posted a 2-1 record and one save … Allowed just 12 earned runs in 28.2 innings of work, striking out 22 on the year … Held opponents to just a .250 batting average … Made his season debut against Georgia State (March 3), allowing no earned runs with one hit in 1.0 innings … Had his best performance of the season to earn his first save at Wake Forest (March 21), pitching 3.0 no-hit innings and striking out five … Made his lone start at Georgia State (April 20), allowing two runs on three hits in 3.0 innings of work en route to the 7-2 win for Tech … Earned his first win of the year with 1.0 shutout innings at then-No. 12 Notre Dame … Tossed 1.2 innings of no-hit work at Miami (May 14) … Pitched 2.2 crucial innings in the 14-inning game against Georgia (May 18), allowing just one run and striking out four … Allowed just one run on one hit in 3.0 innings against North Carolina (May 22) … Earned his second win of the season with 0.2 innings against Indiana State (June 4) in the NCAA Nashville Regional … Allowed one run on one hit in 2.0 innings against then-No. 4 Vanderbilt in the Nashville Regional.

2020 (Freshman)

Made four relief appearances in the shortened 2020 season … Finished with 3.0 innings, striking out four and surrendering just two hits … Recorded a 6.00 ERA … Held opponents to a .167 batting average on the year … Made his first collegiate appearances with 0.2 innings of scoreless work against St. John's (Feb. 16) … Had back-to-back shutout appearances with 1.0 innings against Ohio State (Feb. 23) and 1.0 innings against Tennessee Tech (March 3) … Allowed his two runs against Virginia Tech (March 8).

Before Tech

Ranked as a Perfect Game top-40 left-handed pitcher in Georgia … Works his fastball in the mid-to-high-80s, while pitching a tight slider and a highly confident changeup… Named a high honorable mention on the 2019 PG Preseason Underclassmen All-America team after earning honorable mention status in 2018 … A 36-time All-Tournament Team in travel ball, while also named to the 2017 Showcase Top Prospect Team … A three-time WWBA Champion (2018, 2019 twice) … A three-year letterwinner at Woodstock … Named captain for all three seasons … Helped lead the team to a regional championship in 2018 … Team was state runner-up in 2017 … In 2019, named first-team all-county, first-team all-state … Also earned county and region pitcher of the year honors … In 2018, named second-team all-state and first-team all-county … In 2019, pitched 66 innings to a 1.09 ERA, striking out 102 and allowing just 60 hits and 17 walks … Pitched to a 21-1 record over his final two seasons.

CAREER HIGHS

Innings: 3.0, three times - last vs. North Carolina (May 22, 2021)
Strikeouts: 5 at Wake Forest (March 21, 2021)
Walks: 3, twice - last vs. Louisville (March 5, 2021)
Batters Faced: 13 at Georgia State (April 20, 2021)

Personal

Intends on majoring in business administration.

CAREER STATISTICS // ALL GAMES

Year	*ERA*	*W*	*L*	*App*	*GS*	*CG*	*SHO*	*CBO*	*SV*	*IP*	*H*	*R*	*ER*	*BB*	*SO*	*2B*	*3B*	*HR*	*BF*	*B/Avg*	*WP*	*HBP*	*BK*	*SFA*	*SHA*
2020	6.00	1	0	4	0	0	0	0	0	3.0	2	2	2	5	4	1	0	0	17	.167	0	0	0	0	0
2021	3.77	2	1	17	1	0	0	0	1	28.2	26	13	12	14	22	6	2	2	121	.250	2	1	0	1	1
TOTAL	**3.98**	**3**	**1**	**21**	**1**	**0**	**0**	**0**	**1**	**31.2**	**28**	**15**	**14**	**19**	**26**	**7**	**2**	**2**	**138**	**.241**	**2**	**1**	**0**	**1**	**1**

CAREER STATISTICS // CONFERENCE GAMES

Year	*ERA*	*W*	*L*	*App*	*GS*	*CG*	*SHO*	*CBO*	*SV*	*IP*	*H*	*R*	*ER*	*BB*	*SO*	*2B*	*3B*	*HR*	*BF*	*B/Avg*	*WP*	*HBP*	*BK*	*SFA*	*SHA*
2020	99.00	0	0	1	0	0	0	0	0	0.0	1	2	2	1	0	1	0	0	2	1.000	0	0	0	0	0
2021	3.60	1	0	8	0	0	0	0	1	15.0	11	6	6	8	11	3	0	1	62	.212	0	0	0	1	1
TOTAL	**4.80**	**1**	**0**	**9**	**0**	**0**	**0**	**0**	**1**	**15.0**	**12**	**8**	**8**	**9**	**11**	**4**	**0**	**1**	**64**	**.226**	**0**	**0**	**0**	**1**	**1**

RETURNERS

DALTON SMITH

Sophomore ○ LHP
6-1 ○ 215 ○ R/L
Valdosta, Ga. (Lowndes)

2



Honors & Awards

2020-21 ACC Academic Honor Roll
2020 Collegiate Baseball Freshman All-American
2019-20 ACC Academic Honor Roll

2021 (Freshman)

Made 22 appearances on the mound, including his first five starts of his career … After rough start to season, became key reliever for Georgia Tech … Finished season with a 6.51 ERA and one save in 37.1 innings of work, allowing 27 earned runs and 22 walks, while striking out 36 … Held opponents to a .250 batting average … After allowing four runs to Eastern Kentucky (Feb. 20), surrendered just one run over the next eight appearances (vs. Pitt, March 12) … Earned the win at eventual College World Series participant and then-No. 8 NC State (Feb. 27) after 1.1 shutout innings of work and two strikeouts … Made first collegiate start at then-No. 12 Virginia Tech (April 18), where he went a career-long 4.0 innings and allowed three runs as Tech would go on to win 11-4 … Earned his second win then-No. 20 at Georgia (April 27), surrendering just one earned run and punching out five in 3.0 innings … Got a three-pitch strikeout save against North Carolina (May 22) … Started against Clemson (May 26) in the first game of the ACC Tournament … Had his best performance of the season in the winner's bracket game of the NCAA Nashville Regional against then-No. 4 Vanderbilt, pitching 3.1 innings of one-hit, no-walk work, striking out four as Tech would be edged 4-3 in the game.

2020 (Freshman)

Made six relief appearances on the mound as a major part of Tech's bullpen during the shortened 2020 season … Led the team with a 1.46 ERA and 3-0 record over 12.1 innings of work on the year … Allowed 10 hits, but surrendered just two earned runs overall … Punched out 14 batters and held opponents to just .227 average … Made his first collegiate appearance against St. Peter's (Feb. 14), allowing just one hit and no runs in two innings, striking out three … Kept Tech in the game when he entered for 3.1 key innings of relief at Georgia Southern (Feb. 18), allowing no earned runs and striking out a season-best four … Also pitched shutouts against Ohio State (Feb. 23), Virginia Tech (March 6) and then-No. 14 Auburn (March 10) … Only allowed earned runs against then-No. 4 Georgia (March 1), allowing two.

Before Tech

Ranked as the No. 9 left-handed pitcher in Georgia … Named a 2019 Perfect Game Preseason All-American Honorable Mention for the southeast region … Also earned high honorable preseason underclassmen All-America honors in 2017 and 2018 … A three-time All-Tournament Team selection and BCS Champion in 2017 … A four-year letterwinner at Lowndes, named captain his final season … Helped lead team to conference championships in 2018 and 2019 … Named first-team all-region in 2018 and 2019 … Selected to represent Team Georgia in Sunbelt Classic in 2018.

CAREER HIGHS

Innings: 4.0 at Virginia Tech (April 18, 2021)
Strikeouts: 5 at Georgia (April 27, 2021)
Walks: 3, three times - last vs. Georgia (May 18, 2021)
Batters Faced: 19 at Virginia Tech (April 18, 2021)

Personal

Has two older siblings … Cousin, Rebekah, is a cheerleader at Tech … cousin Rachel graduated from Georgia Tech in 2018 … A four-year honor roll member … Intends on majoring in business administration.

CAREER STATISTICS // ALL GAMES

Year	ERA	W	L	App	GS	CG	SHO	CBO	SV	IP	H	R	ER	BB	SO	2B	3B	HR	BF	B/Avg	WP	HBP	BK	SFA	SHA
2020	1.46	3	0	6	0	0	0	1	0	12.1	10	3	2	6	14	3	0	0	53	.227	5	0	0	0	3
2021	6.51	2	2	22	5	0	0	0	1	37.1	37	29	27	22	36	6	2	4	179	.250	4	6	0	3	0
TOTAL	**5.26**	**5**	**2**	**28**	**5**	**0**	**0**	**1**	**1**	**49.2**	**47**	**32**	**29**	**28**	**50**	**9**	**2**	**4**	**232**	**.245**	**9**	**6**	**0**	**3**	**3**

CAREER STATISTICS // CONFERENCE GAMES

Year	ERA	W	L	App	GS	CG	SHO	CBO	SV	IP	H	R	ER	BB	SO	2B	3B	HR	BF	B/Avg	WP	HBP	BK	SFA	SHA
2020	0.00	1	0	1	0	0	0	0	0	1.0	0	0	0	1	2	0	0	0	4	.000	0	0	0	0	1
2021	5.94	1	0	13	1	0	0	0	1	16.2	18	12	11	9	15	3	0	1	80	.277	1	4	0	2	0
TOTAL	**5.60**	**2**	**0**	**14**	**1**	**0**	**0**	**0**	**1**	**17.2**	**18**	**12**	**11**	**10**	**17**	**3**	**0**	**1**	**84**	**.269**	**1**	**4**	**0**	**2**	**1**

RETURNERS

XANDER STEPHENS

Sophomore • RHP
6-2 • 230 • R/R
Lilburn, Ga. (Parkview)

37



Honors & Awards

2020-21 ACC Academic Honor Roll
2020 Collegiate Baseball Freshman All-American
2019-20 ACC Academic Honor Roll

2021 (Freshman)

Did not make an appearance.

Before Tech

Ranked as the No. 9 right-handed pitcher in Georgia and a top-30 player overall … Showed a fastball that sits high 80s to low 90s at 2019 National Showcase, but works with three pitches … Earned two honorable mention All-America honors (2018, 2019) … A 10-time all-tournament team selection … Won two WWBA Championships (2016, 2019) … Over last three seasons, has turned in 54.0 innings of work in showcase play, garnering a 5-4 record and a 2.90 ERA … Struck out 79 hitters … Allowed just 22 earned runs as well as 45 hits for a 1.50 WHIP … Had his best year in 2019 where he turned in a 1.50 ERA and 3-1 record in 18.2 innings of work … Allowed just four earned runs and 14 hits, striking out 25 hitters and issuing just eight walks … Also recorded 77 at-bats in 2017-18 for a .312 average … Finished with 24 hits, seven doubles, three triples and three home runs for 14 RBI … Has had back-to-back sensational years on the mound for Parkview High School … In 2018-19, worked to a 10-1 record and impressive 0.68 ERA over 13 starts (72.0 IP) …Turned in three complete games … Allowed just seven earned runs on the season, punching out 82 hitters and holding opponents to a .163 average … In just 13.2 innings as a sophomore, turned in a 1.02 ERA for a 2-1 record, allowing just two earned runs overall, while striking out 13 of his 64 batters faced.

CAREER HIGHS

Innings: N/A
Strikeouts: N/A
Walks: N/A
Batters Faced: N/A

YELLOW JACKETS

CAREER STATISTICS // ALL GAMES

Year	*ERA*	*W*	*L*	*App*	*GS*	*CG*	*SHO*	*CBO*	*SV*	*IP*	*H*	*R*	*ER*	*BB*	*SO*	*2B*	*3B*	*HR*	*BF*	*B/Avg*	*WP*	*HBP*	*BK*	*SFA*	*SHA*
2021										--	DNP	--													
TOTAL										**--**	**DNP**	**--**													

CAREER STATISTICS // CONFERENCE GAMES

Year	*ERA*	*W*	*L*	*App*	*GS*	*CG*	*SHO*	*CBO*	*SV*	*IP*	*H*	*R*	*ER*	*BB*	*SO*	*2B*	*3B*	*HR*	*BF*	*B/Avg*	*WP*	*HBP*	*BK*	*SFA*	*SHA*
2021										--	DNP	--													
TOTAL										**--**	**DNP**	**--**													

NEWCOMERS

TIM BORDEN II

Sophomore ○ INF
6-2 ○ 200 ○ R/R
Sellersburg, Ind. (Louisville)

8



Honors & Awards

2020 Freshman All-American (Collegiate Baseball Newspaper)

Before Tech (Louisville)

Played in 28 games with eight starts in 2021 … Posted a .220 average with three doubles and five RBIs … Started Opening Day at second base … Drove in a run in both games he started against Western Illinois … Had a double and two RBIs in the middle game at Georgia Tech … Got a start in the finale at Virginia, picking up a single and a run scored … Played in 11 games in the shortened 2020 season, starting eight times at second base before the season was halted… Hit .444 with two doubles, a home run and nine RBIs… Played his first collegiate game and picked up his first hit at Ole Miss on Feb. 15, starting at second base… Tallied a two-run single against Wright State… Had a pair of run-scoring hits in the Feb. 22 win over Valparaiso… Hit his first career home run as a pinch-hitter against Western Michigan on March 1… Went 2-for-2 with a walk and two runs scored in the win over Morehead State … Did not see game action during first collegiate season in 2019.

High School

Lettered four seasons at Our Lady of Providence High School, coached by Scott Hornung… Selected in the 37th round of the 2018 Major League Baseball Draft by the Cleveland Indians… Ranked as 146th nationally in the Class of 2018 by Perfect Game, including No. 6 in the state of Indiana… Three-time First Team All-State selection… Won 2A state championship with Providence as a sophomore in 2016… Registered .484 batting average with six home runs, 12 doubles, 41 RBIs and 28 runs scored during senior season… Hit .417 with seven home runs, 12 doubles, 38 RBIs and 28 runs as a prep junior.

KRISTIAN CAMPBELL

Freshman ○ INF
6-3 ○ 191 ○ R/R
Marietta, Ga. (Walton)

2



Before Tech

Rated as the No. 5 shortstop and No. 10 player overall from the state of Georgia … Four-year letterwinner at Walton High School … Played primarily at shortstop … Helped lead Walton to a Region 5 Division 7A Championship in 2019 … First-team all-American in 2019 en route to the Silver Slugger Award … Also named first-team all-Region and all-State … Appeared in 153 showcase games from 2017-20 … Two-time Perfect Game Preseason High Honorable Mention All-American (2018, 2019) … Named 2020 PG Preseason All-American Southeast – All-Region First Team … A 20-time All-Tournament selection … A six-time WWBA Champion, three-time PG Super25 Champion and 2017 BCS Champion … Hit .397 for his career, including .373 in 2020 … Finished with 144 hits, 23 doubles, eight triples and three homers for 91 RBI in four years… In 2020, recorded 50 hits, seven doubles, four triples and two home runs for 43 RBI, while drawing 36 walks … Also stole 30 bases … Reached base .522 on the year ... Father, Kenneth, played football at Tennessee (1989-93) … Intends to major in business with an interest in IT management.

CODY CARWILE

Freshman ○ LHP
6-5 ○ 190 ○ L/L
Fleming Island, Fla.
(Fleming Island)

26



Before Tech

Ranked the No. 11 left-hand pitcher in the state of Florida … Four-year letterwinner at Fleming Island HS as a pitcher and first baseman … Named a 2020 Perfect Game Preseason All-American Honorable Mention for the Florida region … Eight-time All-Tournament Team selection … Member of the 2019 Showcase Top Prospect Team … Helped win the 2017 PGBA Tournament in Jacksonville … Pitched 44.0 innings over the last two years of showcase ball, including a zero-ERA 17 innings in 2020 … Worked to a 2-1 record, allowing just 20 hits, and 16 walks, striking out 64 batters in the process … Finished those two years with a 1.80 ERA overall ... Intends on majoring in environmental engineering.

CAMERON CLINES

Freshman ○ RHP
6-3 ○ 210 ○ R/R
Lake Worth, Fla. (Park Vista)

45



Before Tech

Rated as a top-20 right-handed pitcher in the state of Florida … Four-year letterwinner at Park Vista Community High School as a pitcher and first baseman … Helped lead Park Vista to Palm Beach County 10-9A district championships in 2019 … Named Rookie of the Year in 2019 … Named 2020 Perfect Game Preseason All-American … Also earned PG Preseason All-American High Honorable Mention in 2019 … A six-time PG All-Tournament selection … Worked to a 2-1 record over 38.1 innings of work over the last four years … Held a 1.10 ERA, allowing just six earned runs in the four years … Struck out 40 batters at a 2:1 strikeout-to-walk ratio ... National Honors Society member and National Science Honor Society member … Intends on majoring in mechanical engineering and working in a mechanical or nuclear engineering profession.

NEWCOMERS

CARTER DANIELS

Freshman ○ RHP
6-2 ○ 200 ○ R/R
Columbia, S.C. (P27 Academy)

50



Before Tech

Rated as the No. 2 right-handed pitcher in South Carolina and a top-40 RHP nationally … Selected to attend the 2020 Perfect Game National Showcase … Named a 2020 PG Preseason All-American All-Region Second Team … Two-time PG All-Tournament selection … Named to the PG Showcase Top Prospect Team … Helped the East Cobb Astros to a WWBA Championship in 2020 … Worked to 17.2 innings over two years of showcase ball, holding a 1.20 ERA (three earned runs) … Strike out 23 batters and allowed just 13 hits during his tenure.

AEDEN FINATERI

Freshman ○ RHP
6-0 ○ 220 ○ R/R
Watertown, Conn. (Avon Old Farms)

51



Before Tech

Rated as the No. 3 right-handed pitcher in the state of Connecticut … Named a 2020 Perfect Game Preseason All-American All-Region First Team member in 2020 … Also earned 2019 PG Preseason Underclassmen High Honorable Mention … Nine-time PG All-Tournament Team … Named Tournament MVP in 2019 … Two-time WWBA Champion … Named 2021 Tourney All-American Team … Also won PGBA Tournament in 2017 … Worked to a 0.50 ERA over 52.0 innings of work from 2017-20 … Held a 3-0 record, allowing just three earned runs, striking out 81 batters and surrendering just 25 walks … Recorded a career WHIP of 0.96.

BRADLEY FRYE

Freshman ○ INF
6-2 ○ 180 ○ R/R
Marietta, Ga. (Lassiter)

35



Before Tech

Rated as the No. 21 shortstop in the state of Georgia … Named honorable mention Perfect Game Preseason All-American three times in the southeast region (2019-21) … 17-time PG All-Tournament Team selection … A three-time WWBA Champion (2017, 2020, 2021) … Won the 2019 PG 16U Super25 National Championship … Won two BCS Championships (2016 and 2019) … Appeared in 141 showcase games in five years … Recorded a career .303 batting average for 93 hits, eight doubles, five triples and a home run for 69 RBI … Also drew 64 walks for an on-base percentage of .442 … Hit .343 in 2021 with two doubles, a triple and a home run for 18 RBI … Also stole 10 bases on the year … Also hit .302 in 2020 … Had his best year of showcase play in 2019 when he hit .348 with four doubles and two triples in 43 games, walking 21 times as well … Also stole 16 bases … Recorded a .500 on-base percentage … Also pitched early in his career … Recorded an 1-0 record in 17.0 innings of work in 2018, alloing just one earned run for a 0.40 ERA … Struck out 15 and walked just two that year … Made his last inning of work in 2019.

TYLER HARE

Freshman ○ OF
6-2 ○ 220 ○ R/R
Atlanta, Ga. (Marist)

18



Before Tech

Ranked the No. 15 outfielder in the state of Georgia … Named Perfect Game Preseason All-American honorable mention for the southeast region in 0221 … Also earned honorable mention preseason All-America in 2019 and 2020 … A 21-time All-Tournament Team selection … Won three WWBA Championships in 2019 … Won PG Super25 Championship in 2018 … Played 140 career games in showcase ball … Hit .305 for his career with 94 hits, 21 doubles, 12 triples and three home runs … Drew 72 walks and also recorded 74 RBI … Tallied a .440 on-base percentage … Hit .310 in 2020, recording 27 hits, nine doubles and three triples for 30 RBI … Finished with a .436 on-base percentage.

NEWCOMERS

CAMRON HILL

Freshman ○ LHP
6-6 ○ 220 ○ L/L
Fayetteville, Ga. (Whitewater)

31



Before Tech

Rated as the No. 3 left-hand pitcher in the state of Georgia … Four-year letterwinner at Whitewater … Named 2020 Perfect Game Preseason All-American All-Region First Team … Also earned 2019 PG Preseason All-American Honorable Mention honors … 16-time PG All-Tournament Team selection … A two-time WWBA Champion (2019, 2020) … Worked to a 12-1 record over 102.2 innings of work from 2018-20 … Surrendered just 30 earned runs, while striking out 103 batters and holding a 2.00 ERA … In 2020, recorded a 3-0 record with a 0.20 ERA over 34.1 innings … Struck out 39 and allowed one earned run.

Personal

Father, Vince, played football at Western Carolina (1988-92).

JETT LOVETT

Freshman ○ OF
5-11 ○ 160 ○ L/R
Newnan, Ga. (Newnan)

7



Before Tech

Ranked No. 5 outfielder and No. 23 overall player in the state of Georgia … Helped lead Newnan to 2019 Regional Championship … Named first-team all-Region … Named 2020 Perfect Game Preseason All-American 2nd Team for Southeast Region … Fifteen-time All-Tournament Team Selection … 2020 WWBA Tournament Champion of Southeast Qualifier … Helped lead Newnan High School to 2019 Regional Championship … Named First-Team All-Region in 2019 … Hit .307 for his career over 126 games … Finished with 60 hits, 15 doubles, 14 triples, and eight homeruns for 62 RBI for four years… In 2020, recorded 27 hits, six doubles, four triples and two home runs for 26 RBI, drawing 26 walks and stealing 24 bases

LOGAN McGUIRE

Freshman ○ RHP
6-3 ○ 180 ○ R/R
Acworth, Ga. (Allatoona)

28



Before Tech

Ranked No. 4 right-handed pitcher and No.13 overall player in the state of Georgia … Four-year letterwinner at Allatoona … Named first-team all-state and all-American in 2019 by MaxPreps … Named 2020 Perfect Game Preseason All-American 2nd Team for Southeast Region and 2019 Perfect Game Preseason All-American High Honorable Mention … Five-time Member of the Showcase Top Prospect Team including the 2020 National Showcase Top Prospect Team … Twenty-time All-Tournament Team selection … Four-time WWBA Tournament Champion … Pitched 104 total innings in showcase ball since 2017 with an overall record of 11-4 … Finished 2020 season throwing 23.2 innings only giving up 12 hits, eight walks, and 31 strike outs … Father, David, was a two-time all-American in men's soccer, playing at Clemson (1992-93) and Santa Clara (1993-95) ... Intends on majoring in public policy.

NEWCOMERS

COLE McNAMEE

Senior ○ RHP
6-4 ○ 215 ○ R/R
Milton, Ga. (Wake Forest)

20



Before Tech (Wake Forest)

Served as a utility player during his time at Wake Forest, making 51 appearances on the mound and 114 at-bats … Tossed 44 career innings in 2021, fanning 67 batters. Offensively, recorded 22 hits, five doubles, eight home runs and 22 RBIs … Made 24 appearances on the mound, including one start at Liberty (April 7)… Finished with the second-most appearances on the squad as well as tied for eighth in the ACC… Posted a 3-1 record with an 8.68 ERA in 18.2 innings… Threw a career-high tying two scoreless innings in a midweek victory over Charlotte (March 16), striking out four batters while allowing zero hits or runs. Earned first win of the season in Wake Forest's ACC-opening victory against Notre Dame (Feb. 27)… Blanked Appalachian State (March 30) in 1.1 innings for second win of campaign… Struck out the side in a midweek victory versus Davidson (April 27). Made 16 appearances at the plate, posting an average of .167 with nine hits, eight RBIs, six runs scored, four home runs (career-high) and one double … Recorded career performance at the plate in the second game of a doubleheader against Belmont (May 9), notching a career-high two home runs, four RBIs, and three runs scored… Hit the first home run of the season in conference play on Feb. 27 versus Notre Dame… Launched a HR in final at-bat of career on Senior Day versus Pitt (May 22)… Posted first multi-hit game of the season in midweek opener versus Coastal Carolina (Feb. 23) … Made 10 appearances on the mound, finishing with an 0-2 record and 8.64 ERA in 2020 … Struck out 12 batters over 8.1 innings … Had a 2.45 ERA through his first four outings … Recorded scoreless efforts against Milwaukee (Feb. 15), Long Beach State (Feb. 21 and 23), Sacred Heart (March 3) and Louisville (March 6) … Also went 1-for-3 with a two-run double in his only offensive appearance of the year against Milwaukee (Feb. 15) … Played in 16 games offensively, starting six of them, as he batted .222 (6-for-27) with a double, three homers, seven RBIs and eight walks … Also appeared in five games on the mound, striking out six batters in 3.2 innings … Hit a grand slam against Quinnipiac (Feb. 24) … Also went deep twice against Charlotte (March 19 and Apr. 23) … Was 2-for-2 with a double and a walk against Notre Dame (March 10) … Started games at right field, third base and first base … Best outing on the mound was a 1-2-3 inning at Radford (May 14) on seven pitches with two strikeouts … Played summer ball with the Charlottesville TomSox, where he batted .278 and had a 3.86 ERA on the mound … Served as a versatile player for the Demon Deacons, starting games on the mound, at first base and at third base … At the plate, batted .200 (6-for-30) with two doubles, a homer and five RBIs … On the mound, went 1-0 with an 8.78 ERA in 13.1 innings … His ERA was at 4.50 through 10 appearances before ending with two-straight tough outings … Didn't allow a run over his first four appearances, tossing 5.0 shutout frames with 10 strikeouts and only two hits allowed … Doubled on the first pitch he faced in his collegiate career at Santa Clara (Feb. 24) … Started every game against Florida State (March 9-10), going 3-for-10 with a double and two RBIs … Made his first start at third base at NC State (May 13) and finished 2-for-4 with a homer and three RBIs in his first start in more than a month … Spent summer ball with the Albany Dutchmen of the PGCBL.

High School

Attended Blessed Trinity Catholic HS ... Rated as the No. 285 overall prospect by Perfect Game, as well as the ninth-ranked first baseman in the country and No. 26 prospect from Georgia ... Won the 2016 Connie Mack World Series with the East Cobb Yankees, and finished as runners-up in the Perfect Game 18U National Wood Bat Championship ... Won high school state titles in 2014 and 2015, and finished as runners-up in 2016 and 2017 ... Had a perfect 17-0 career record on the mound including a 9-0 record and 1.17 ERA in 2017, and didn't allow an earned run in 2015 ... Hit .303 with 10 doubles and four homers as a senior.

Personal

Father, Rob, played basketball at USMMA and in the USBL ... Uncles Russ (Albright) and Richard (Ramapo) also played basketball in college ... Awarded the SOAR award at Wake Forest, which recognizes students who have contributed to the quality of student life during their time at the university.

CHRISTIAN OKERHOLM

Freshman ○ RHP
6-3 ○ 205 ○ R/R
Austin, Texas (Vandegrift)

29



Before Tech

Ranked No. 7 right-handed pitcher and No. 17 overall player in the state of Texas … Four-year letterwinner at Vandegrift … Owns Vandegrift's season and career strikeout school records … Named 2020 Perfect Game Preseason All-American … Member of the 2020 Showcase Top Prospect Team … Eight-time All-Tournament Team selection … Four-time WWBA Tournament Champion in 2020 … Helped win 2019 PGBA Tournament in Baylor … Pitched 64.1 innings of the last three years of showcase ball, including a zero-ERA 38.2 innings in 2020 … Allowed just 31 hits and 29 walks over the past three years to finish 7-0 overall, striking out 117 batters in the process … Finished with a 0.70 overall ERA

BRANDON PRINCE

Freshman ○ INF
5-11 ○ 175 ○ R/R
Carrollton, Ga. (Carrollton)
(Georgia Highlands)

47



Before Tech (Georgia Highlands)

Appeared in 71 games at Georgia Highlands, helping the Chargers win 63 games over two years … Hit .321 for his career with 75 hits, 16 doubles, a triple and six home runs for 46 RBI … Also drew 34 walks and swiped 51 stolen bases … Shattered the school record with 40 stolen bases in 2021 … Hit .337 during the stretch with five homers and 15 doubles … Helped lead Chargers to 42 wins in 2021 as Georgia Highlands led the conference in eight offensive categories … Was named school's Male Scholar-Athlete of the Year … Hit .268 over 16 games in 2020 for 15 hits, a double, a homer and eight RBI.

High School

Hit .500 as a senior at Carrollton, appearing in 30 games … Recorded 48 hits, 15 doubles, five triples and two home runs for 39 RBI … Had an OPS of 1.370 for the year … Stole 16 bases.

NEWCOMERS

NICHOLAS ROMANO

Freshman ○ INF
6-2 ○ 205 ○ S/R
Boca Raton, Fla. (American Heritage)

43



Before Tech

Rated as the No. 37 shortstop in the state of Georgia … Named honorable mention Perfect Game Preseason All-American three times in the Florida region (2019-21) … six-time PG All-Tournament Team selection … Named to the Showcase Top Prospect Team three-straight years … Won WWBA Championship in 2020 … Appeared in 97 games over four years of showcase play … Hit .255 for his career with 52 hits, 12 doubles, two triples and a homer for 42 RBI … Also drew 47 walks for an on-base percentage of .411.

JACK RUBENSTEIN

Senior ○ C
5-11 ○ 195 ○ R/R
Atlanta, Ga. (Pace Academy)
(Emory)

38



Before Tech (Emory)

Appeared in 92 games, making 86 starts in four years at Emory … Hit .294 for his career with 42 RBI … Went 27-for-33 in stolen bases for his career … A two-time All-University Athletic Association selection (2018 and 2020) … Played the first six games in 2021 before being shut down for the remainder of the year with an injury… Collected six hits with two doubles, one home run…Drove in six runs and scored seven times…Tied for second on the team with seven walks…Drew one HBP to extend his school record total to 39 in his career…Went 2-for-5 with a double and a season-best three RBI in the team's 11-8 defeat at LaGrange on March 20 … Named to the All-University Athletic Association Team in 2020 after registering a .380 average in 15 games (14 starts) with two doubles, one triple, seven RBI and eight stolen bases…His .475 on-base percentage led all Eagles with at least 10 games played while his six hit-by-pitches helped him move into sole possession of first place on the Emory all-time career list…Ranked 27th among Division III leaders in getting plunked to go along with six multi-hit efforts…Recorded six multi-hit games over his final nine contests, highlighted by a five-hit afternoon against Covenant on February 29 … Entered his junior season tied for the program record with 32 hit-by-pitches …Was one of two Eagles to play in all 39 games in 2019 as he made 36 starts as a sophomore…Batted .270 with 22 runs scored, five doubles, one home run, 15 RBI, eight walks and 17 hit-by-pitches…Ranked third on the team with 14 stolen bases… Had eight multi-hit games including a team-high two four-hit contests…Launched his first career home run on March 12 at Birmingham-Southern…Registered back-to-back four-hit contests with three runs and a double in wins over Brandeis on March 30 and 31 … All-University Athletic Association Second Team as a freshman in 2018 …Led all freshman with 32 games played including 30 in a starting role…Batted for .286 average (28-for-98) with 11 runs, seven doubles and 14 RBI … Ranks second all-time in a single season with 15 hit-by-pitches…Added four walks and four stolen bases…Went 3-for-4 with a double and RBI in his collegiate debut at Piedmont on February 3 …Drove in a career-high three runs against Brandeis on April 14 … Ranked fifth on the team with eight multi-hit games.

High School

Was a four-year varsity letterwinner for the Pace Academy baseball program under Head Coach Seth Lafera … Served as a team captain during his senior season … Named First Team All-Region as a senior after batting .346 with three home runs and 34 RBI while slugging .667 to go along with a .509 on-base percentage … Six-time Perfect Game All-Tournament Team Selection … Also participated in football.

CHANDLER SIMPSON

Sophomore ○ INF
6-2 ○ 155 ○ L/R
East Point, Ga. (St. Pius X)
(UAB)

1



Before Tech (UAB)

Named to the C-USA All-Freshman Team in 2021 … Appeared in all 54 games, making 48 starts, all at second base … Lead the team with 24 stolen bases … Posted a .288 batting average with 51 hits, 31 runs, two doubles and three triples … Recorded 100 assists with 84 putouts for a .968 fielding percentage … Had two four-hit games at Georgia Southern on March 13 and versus Middle Tennessee on March 27 … Had a pair of doubles versus Middle Tennessee on March 27 … Ranked as one of the toughest to strikeout in the country with only 16 on the season, the fewest in Conference USA … – Appeared in 14 games, making 14 starts in shortened 2020 season … Held a .256 batting average with 11 hits and 11 runs … Recorded eight stolen bases … Had four multi-hit games during the season.

High School

Played at St. Pius X High School in Atlanta, Ga. … Split time at shortstop and second base … Earned All-State and All-County honors along with earning a player of the month award … Ranked the No. 13 shortstop and No. 73 overall player in the state of Georgia by Perfect Game … Also played for the Brookhaven Bucks of the Sunbelt Baseball League during the summer of 2019, batting .402 with 37 hits, two doubles, four triples, 12 RBI and 12 stolen bases.



Danny Hall

HEAD COACH DANNY HALL

DANNY HALL

Head Coach
29th season at Tech

17



Danny Hall is a winner.

Hall's tenure at Georgia Tech has been his most successful, as he is the all-time winningest baseball coach in program history with 1,104 victories on The Flats, making him the all-time winningest Division I coach in the state of Georgia.

Hall has led Tech to the NCAA Tournament on 22 occasions and guided the Yellow Jackets to the NCAA College World Series in 1994, 2002 and 2006 -- the program's only three berths.

Hall became Georgia Tech's winningest coach in 2005 with his 505th win (surpassing Jim Morris), and his Tech teams have posted an overall record of 1,104-581-1 in his 28 years at the helm of the Yellow Jackets' program. His 34-year head coaching record, which includes six seasons at Kent State, stands at 1,281-673-1.

Over his 28 years in the dugout at Tech, Hall's Yellow Jackets have won more than 65 percent of their games overall and nearly 60 percent of their Atlantic Coast Conference regular-season games.

- Won a school-record 1,104 games
- Has coached in 1,686 games
- Led Tech to its only three College World Series appearances (1994, 2002, 2006)
- 22 NCAA Regional appearances in 27 years
- Six NCAA Super Regional appearances (1994, 2000, 2002, 2004, 2005, 2006)
- Seven ACC regular season/divisional* championships (1997, 2000, 2004, 2005, 2011, 2019, 2021)
- Five ACC Tournament championships (2000, 2003, 2005, 2012, 2014)
- Owns a 5-2 record in the ACC Tournament championship game
- 131 players drafted 148 times, including 14 first-round picks
- 108 all-America selections by 41 different players
- 130 all-ACC selections
- 16 academic all-Americans and 13 additional academic all-district honorees
- 27 freshman all-America honors
- 200+ student-athletes named to the ACC academic honor roll
- No. 1 national rankings in 1994, 2000, 2001, 2003, 2005 and 2006
- No. 1 national ranked recruiting classes in 1999 and 2002
- School-record 52 wins in 2002
- Tech has scored 13,072 runs in 28 seasons -- averaging 7.6 runs per game
- Set Georgia Tech team record for batting in 2000 (.342) and again in 2001 (.347)
- Led or finished second in the ACC in batting or run production 16 times

The 2022 season will be his 29th on The Flats and his 35th overall as a collegiate head coach. In 2021, he became the 20th head coach all-time in NCAA Division I to reach the 1,300-win milestone. He also stands third among active coaches in number of victories (1,312) and 12th in career winning percentage (.653).

During a collegiate coaching career that spans 40 years (as a graduate assistant, an assistant and a head coach), Hall has been part of 1,749 victories and seven trips to the College World Series.

Each of Hall's Tech teams have been powered by a potent offense, leading or finishing second in the ACC in batting or run production in 16 of his 28 years as the Yellow Jackets' head coach; most recently leading the ACC in run production in 2021 and leading in hitting in 2019.

Hall's players have earned 130 all-ACC honors in his 28 years, while 41 different players have garnered a total of 108 all-America honors. He has coached two National Players of the Year, two National Freshmen of the Year, two ACC Players of the Year, one ACC Pitcher of the Year, one ACC Defensive Player of the Year and three ACC Rookies of the Year.

In addition to the three College World Series appearances and 22 NCAA berths under Hall, the Yellow Jackets have claimed five ACC tournament titles (2000, 2003, 2005, 2012, 2014) and won the ACC regular season or division six times (1997, 2000, 2004, 2005, 2011, 2019, 2021).* (*The ACC stopped declaring regular season champions in 2006 and moved to divisional champions)

Since Hall's arrival in 1994, a staggering 131 Yellow Jackets have been selected in the Major League Baseball Draft a total of 148 times -- that includes a school-record 10 draft picks in 2004, 2007 and 2010, and a record five top-10 round picks in 2013. Fourteen of his student-athletes have been selected in either the first or supplemental round, while 65 have been taken in the first 10 rounds. A total of 64 players have been drafted out of high school but have chosen instead to play for Hall at Georgia Tech.

THE HALL FILE

PERSONAL

Birthdate	November 27, 1954
Hometown	Coolville, Ohio
Education	Miami (Ohio), 1977 (B.S.) Miami (Ohio), 1979 (M.S.)
Family	wife: Kara; sons: Danny III, Carter, Colin

COACHING EXPERIENCE

1978-79	Miami (Ohio) - Graduate Assistant
1980-87	Michigan - Assistant Coach
1988-93	Kent State - Head Coach
1994-Present	Georgia Tech - Head Coach

Hall's no-nonsense, professional approach has given his players the fundamentals they need to be successful after leaving Georgia Tech. That is indicated in the number of his former players that have excelled on the MLB level, headlined by Matt Wieters of the St. Louis Cardinals, Charlie Blackmon of the Colorado Rockies, Derek Dietrich of the Houston Texans, Buck Farmer of the Detroit Tigers, Blake Wood of the Los Angeles Angels of Anaheim, Sam Clay of the Washington Nationals and former MLB stars Mark Teixeira, Nomar Garciaparra, Jason Varitek and Jay Payton.

The success of Hall's players in professional baseball is molded by their accomplishments at Tech, as his Yellow Jacket teams have advanced to 22 NCAA Regionals in 28 seasons. Georgia Tech has posted 56 NCAA tournament victories since his arrival, winning six NCAA Regional titles and a pair of NCAA Super Regional crowns in both 2002 and 2006.

Just as Hall stresses the importance of on-field performance, his student-athletes have been equally successful in the classroom. More than 200 of his student-athletes have been named to the ACC honor roll (with a 3.0 or higher grade point average) and 10 have earned academic all-America honors on 16 occasions.

Hall has worked tirelessly to keep his former Yellow Jackets connected to the program. Through annual events like golf outings or offseason training sessions, Tech baseball alums can always be seen on The Flats.

Hall and Teixeira helped spearhead a major renovation to Russ Chandler Stadium in 2014-15, with Phase II renovations completing in the spring of 2021.

The Mark Teixeira Locker Room was part of a multi-million dollar overhaul to the Yellow Jackets' team facility, which also included a state-of-the-art weight room, academic center and new athletic training facilities.

In his first year at Georgia Tech, Hall guided an extremely talented and veteran unit with four all-Americans and three first-round draft choices to the brink of a national championship, Georgia Tech's first-ever appearance in the College World Series, and a 50-17 record. Hall was recognized by his American Baseball Coaches Association (ABCA) peers as Coach of the Year in the Atlantic Region, and may have won the national honor if not for the unranked-to-national title season put together by Oklahoma's Larry Cochell. Three Yellow Jackets earned consensus first-team all-America recognition and those three players finished in the top three in the conference batting stats, a first in ACC history.

Hall guided Tech back to the NCAA Regionals in 1995 and 1996 with teams dominated by freshmen and sophomores. His 1997 squad captured its first ACC regular season title in just his fourth year on The Flats and played in the NCAA Mideast Regional. In addition to earning his first ACC Coach of the Year accolade in 1997, the Yellow Jackets' skipper was named the National Coach of the Year by Sporting News, the first such honor for any Tech baseball coach.

After the Yellow Jackets failed to earn an NCAA Regional bid in 1999 for the first time since his arrival at Tech, Hall guided the Jackets to one of their most successful seasons in 2000 - capturing both the ACC regular season and tournament championships in addition to the NCAA Atlanta Regional title. The team concluded the year with a 50-16 record, and Hall was tabbed the ACC's Coach of the Year for the second time.

Following another 40-win season in 2001, the sixth since Hall took over the reins in 1994, the Jackets' skipper guided Tech to just its second College World Series appearance in 2002 by turning in one of the best coaching jobs of his career, leading a Tech team that included 17 freshmen and only three seniors back to Omaha. The Yellow Jackets swept through the NCAA Atlanta Regional and the NCAA Atlanta Super Regional with a perfect 5-0 record before finishing fifth at the College World Series. They concluded the 2002 campaign with 52 victories, establishing a school record for wins in a season.

Hall led Georgia Tech to its sixth ACC championship, and second in four years under his direction, with an improbable run to the title in 2003. An early-round loss, combined with weather issues, forced Tech to play a triple-header on the final day of competition, with Hall guiding the Yellow Jackets to a 10-6 win over North Carolina, a 10-7 win over Florida State and a 6-5, 10-inning victory over NC State to claim the title in the first triple-header sweep in league history.

In 2004, the Yellow Jackets captured their third ACC regular season title under Hall while the team made its fifth-straight NCAA appearance and 10th since Hall's arrival on The Flats. Tech hosted an NCAA Regional for the fourth time in five years and advanced to an NCAA

HEAD COACH DANNY HALL



Super Regional for the third time since 2000. From 2004-05, Hall directed Tech to an ACC-record 25-straight conference wins, and the Yellow Jacket skipper was awarded with his third ACC Coach of the Year award honor after guiding Tech to both the 2005 ACC regular season and tournament titles.

Georgia Tech, which earned a top-eight national seed in the NCAA Tournament for the fourth-consecutive year, made its third-straight NCAA Super Regional appearance the following season in 2006 and advanced to its third College World Series since Hall's arrival. Hosting an NCAA Regional for the fifth-straight year, Tech swept through the regional and then the super regional with a perfect 5-0 record before ending the 2006 season in Omaha with a 50-10 overall record.

With a squad that was among the youngest in the nation in 2011, Tech tied a school record with 22 ACC wins and claimed the ACC regular season title. The following year, 2012, may go down as one of Hall's best coaching jobs on The Flats. A team that was battered with injuries, especially in the bullpen, snuck into the ACC Tournament on the final day of the regular season and got hot at just the right time. Tech rolled through Greensboro an undefeated 4-0, becoming the first No. 8 seed in conference history to win the title and the first to defeat a No. 1 seed (Florida State) in tournament play. The Jackets hit .329 overall as a team and outscored the opposition 35-15.

Tech's 8-5 win over Miami in the 2012 ACC title game was Hall's fourth win in five ACC championship game appearances.

The Jackets bashed their way out of the gate in 2013, opening the season 14-2 with staggering offensive numbers. Tech set a school record by scoring double-digit runs in nine-straight games and 14 of the first 21. Paced with home run power from eventual all-Americans Daniel Palka and Zane Evans, Tech finished the season leading the ACC with 58 home runs and was second in both batting average (.304) and slugging percentage.

The Jackets won series over No. 2 North Carolina and No. 5 Virginia during the regular season, beat No. 7 Florida State in the ACC Tournament and knocked off No. 2 Vanderbilt, 5-0, during the NCAA Nashville Regional - the 18th NCAA trip in Hall's 20 seasons at Tech.

Tech was one of the nation's youngest teams again in 2014, starting as many as six true freshmen position players. Yet Hall was able to mold the group into champions as the Yellow Jackets, the ACC's ninth seed, made a remarkable run through Greensboro and captured the program's ninth ACC Tournament title.

The team did its damage with pitching and defense, shaving nearly a full run off its ERA from 2013 and setting the school record for fielding percentage (.974) while leading the nation in double plays (77).

Tech reached the NCAA Regional for the 19th time under Hall in 2014, following a regular season that included series wins over then No. 1 Florida State, No. 22 Miami, No. 13 North Carolina, Georgia, Duke and Virginia Tech.

In 2015, freshman Kel Johnson became the 20th player under Coach Hall to earn freshman all-America honors as the Yellow Jackets finished the season at 32-23 overall, including a stellar record of 21-8 at home on the year. Four Jackets in Matt Gonzalez, A.J. Murray, Brandon Gold and Johnson all earned all-ACC honors, as Tech saw its season cut short in the ACC Championship Tournament for the first time since 2007, ending a streak of seven-straight NCAA Tournament appearances.

The Yellow Jackets got back on track in a huge way in 2016, as Coach Hall's squad swarmed out of the gates with 12-straight wins to start the season off at 12-0. Despite hitting a rough patch midseason, which was caused by a slew of injuries to the pitching rotation, the Yellow Jackets made their 31st overall NCAA Regional appearance, 20th under Coach Hall, and finished the injury plagued season at 38-25 overall.

The only school from the state of Georgia to advance to the NCAA postseason in 2016, Tech went 2-2 in the regional to finish as the runner-up.

Coach Hall's squad registered a non-conference midseason sweep of the eventual 2016 NCAA National Champions in Coastal Carolina from April 29 thru May 1, taking three-straight from the Chanticleers by scores of 9-1, 9-8 and 4-2 in a shortened-contest. On top of the sweep over the eventual national champions, the Jackets also took two-of-three games on the road at both No. 3 North Carolina and No. 23 Clemson in ACC play and used a three-run 10th inning to upend Georgia 6-3 in the Yellow Jackets' final game at Turner Field.

Freshmen Joey Bart and Tristin English were both named to the 2016 Louisville Slugger freshman all-American team and the ACC all-freshman team, while English was also named to the D1Baseball freshman all-American second team. Pitcher Matthew Gorst earned a spot on the NCBWA all-American second team, while a number of Yellow Jackets earned all-ACC honors in English (first team), Kel Johnson (first team), Matt Gonzalez (first team), Brandon Gold (second team), Gorst (second team), and Connor Justus (third team). Gorst, Gonzalez and Gold were all also named to the 2016 ABCA/Rawlings Atlantic all-region team, the first Jackets to receive all-region honors since 2013. A total of five Yellow Jackets – Justus, Gonzalez, Gold, Gorst and Arden Pabst where selected in the 2016 Major League Baseball First-Year Player Draft in June, the most picks by the Yellow Jackets in a single season since seven were chosen in 2013. One of only 32 NCAA Division I baseball programs to earn the 2015-16 American Baseball Coaches Association Team Academic Excellence Award, Tech had four players in Ben Parr, Johnson, Trevor Craport and Brandt Stallings named to the 2016 all-ACC academic team.

In 2017, the Jackets were hindered by injuries all season long, as Tech had a total of 11 student-athletes miss significant time (six games or more) due to an injury throughout the year. In what proved to be a grueling schedule, the Yellow Jackets played a total of 16 games (30 percent) of its schedule against top-20 teams in No. 12 Oklahoma, No. 9 North Carolina, No. 7/16 Auburn, No. 5 Clemson, No. 2 Louisville, No. 8 Virginia and No. 12 Wake Forest (rankings at time of competition), scoring one win apiece versus Oklahoma, North Carolina, Auburn, Clemson and Virginia.



The Hall Family - (left to right) Kara, Colin, Danny, Carter

HEAD COACH DANNY HALL



Despite the uncharacteristic Georgia Tech baseball season, the Jackets had one player named to all four all-ACC teams in 2017. Junior second baseman Wade Bailey was named to the all-ACC first team, while sophomore catcher Joey Bart earned a spot on the second team. Junior third baseman Trevor Craport was named to the third team, while freshman shortstop Austin Wilhite was named to the all-ACC freshman team. Both Bailey and Bart earned ABCA/Rawlings all-region accolades, while Bailey was also named to the all-America second team by Collegiate Baseball. Wilhite was named to both the Collegiate Baseball freshmen all-America first team and an NCBWA freshman all-American.

2019 marked the return of a sleeping giant as the Yellow Jackets blasted their way back onto the national scene, winning 43 games, a program-record 10-straight series and nine-straight Atlantic Coast Conference series, and capped it by being named the No. 3 National Seed and the host of the 2019 NCAA Atlanta Regional. Georgia Tech were led by a veteran group that included consensus all-Americans Tristin English, Kyle McCann and Connor Thomas, as well as shortstop of the year finalist Luke Waddell and all-ACC selections Baron Radcliff, Michael Guldberg and Xzavion Curry. Once again leading the ACC in hitting (.297) and finishing second in run production (.464), the Jackets showed intense GriT - as it soon became their season moniker - and lost only one ACC series, despite losing two of their weekend starting pitchers to season-ending injuries. The blue-collar season and effort earned head coach Hall his fourth ACC Coach of the Year honor - tied for third-most selections in conference history.

In 2021, the Jackets navigated the landscape of a 36-game ACC schedule with 50 games overall due to changes in conference scheduling due to the Covid-19 pandemic that cut the 2020 season short after just 16 games. Despite the challenges, Georgia Tech worked to a whopping 21 conference wins, including series wins over then-No. 1 Louisville, then-No. 8 and eventual College World Series qualifier NC State, then-No. 12 Virginia Tech and then-No. 20 Georgia. Tech won the Coastal Division for the second-straight season and made its 33rd NCAA Tournament appearance.

With their NCAA Nashville Regional appearance, the Jackets have made 30 NCAA Regional appearances in the last 38 years, the fourth-most by any school during that same span (Florida State – 36, Miami – 33, LSU – 33).

From a pair of conference titles and NCAA Regional appearances as a player, through six Big Ten championships and four College World Series teams as an assistant coach, to two conference titles and a pair of NCAA Regionals as a head coach at Kent State, Hall was well-prepared for the task that faced him when he took over the reins at Georgia Tech in December 1993.

In his six years as the head coach at Kent State (1988-93), he guided the Golden Flashes to Mid-American Conference championships and bids to the NCAA Regionals in each of his last two seasons, compiling an 86-28 record during that time.

He forged a 208-117 (.640) record in his six years at Kent State, twice winning Mid-American Conference Coach of the Year honors. He also won more games than any other MAC school from 1989-93. He had 18 Kent State players drafted by major league organizations.

Before his first head-coaching position, Hall served as an assistant coach at the University of Michigan, where the Wolverines won the Big Ten six times, participated in seven NCAA Regionals and four College World Series. During his tenure, Hall coached future major leaguers Jim Abbott, Scott Kamieniecki, Barry Larkin, Hal Morris, Chris Sabo and Gary Wayne.

Larkin was inducted into the Major League Baseball Hall of Fame in 2012, becoming the first of what could be many of Danny Hall's former players to be enshrined.

A former president of the American Baseball Coaches Association (ABCA), Hall now sits on its Board of Directors and is directly responsible for future elected officers within the ABCA as a member of its Nominations Committee. Hall was also a contributing writer on base running techniques in Baseball Strategies, a book produced by the ABCA in 2002.

Hall was selected to the Miami (Ohio) Athletics Hall of Fame in 1998 and the Kent State Athletics Hall of Fame in 2005. He was also inducted into the Miami Cradle of Coaches in 2007.

He is married to the former Kara Zufall and has three sons, Danny III, Carter and Colin.

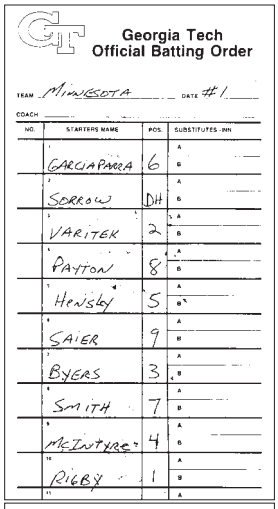

Georgia Tech
Official Batting Order

TEAM Minnesota DATE #1

COACH

NO.	STARTERS NAME	POS.	SUBSTITUTES - INN
1	GARCIAPARRA	6	A B
2	SORROW	DH	A B
3	VARITEK	2	A B
4	PAYTON	8	A B
5	HENSLEY	5	A B
6	SAIER	9	A B
7	BYERS	3	A B
8	SMITH	7	A B
9	MCINTYRE	4	A B
10	RIGBY	1	A B
11			A

***DANNY HALL**'s first Georgia Tech lineup card was filled out on Feb. 11, 1994 versus Minnesota. Brad Rigby pitched Tech to a 3-1 victory, and Jason Varitek hit a home run. That season culminated in the Yellow Jackets' runner-up finish in the College World Series.*

WINNINGEST ACTIVE DIVISION-I BASEBALL COACHES

ENTERING 2022 SEASON

1. John Anderson, Minnesota 1,331
2. **Danny Hall, Georgia Tech . . . 1,312**
3. Keith Guttin, Missouri State. 1,309
4. Gary Gilmore, Coastal Carolina . . . 1,254
5. Elliott Avent, NC State 1,150
6. Dave Van Horn, Arkansas 1,121
7. Rich Hill, Hawaii 1,079
8. Bill Brown, George Mason. 1,060
9. Paul Kostacopoulos, Navy 985
10. Steve Owens, Rutgers. 941

COACH OF THE YEAR AWARDS

2019 ACC Coach of the Year
2005 ACC Coach of the Year
2000 ACC Coach of the Year
1997 National Coach of the Year (*Sporting News*)
1997 ACC Coach of the Year
1994 ABCA District III Coach of the Year
1993 MAC Coach of the Year
1992 MAC Coach of the Year

HALL OF FAME HONORS

2007 Inducted into Miami Cradle of Coaches Association
2005 Inducted into Kent State Athletic Hall of Fame
1998 Inducted into Miami (Ohio) Athletic Hall of Fame

ORGANIZATIONS

2003-04 President of the ABCA
2002-03 Second Vice President of the ABCA
1993-2001 Division I Coaches Chairman of the ABCA

HEAD COACH DANNY HALL

DANNY HALL'S COMPLETE CAREER COACHING LEDGER

		Overall		Conference			
Year	*School*	*W-L-T*	*Pct.*	*W-L-T*	*Pct.*	*Place*	*Postseason*
1978	Miami (Ohio)	35-14-0	.714	10-6-0	.625	4th	
1979	Miami (Ohio)	34-12-0	.650	13-3-0	.813	1st	MAC Champions
• Graduate Assistant Coach, Miami (Ohio): Two years, 69-26, .726							
1980	Michigan	36-18-1	.664	14-2-0	.875	1st	Big 10 Champions, NCAA Mideast Champions, College World Series
1981	Michigan	41-20-0	.672	10-4-0	.714	*1st	Big 10 Champions, NCAA Mideast Champions, College World Series
1982	Michigan	44-10-0	.815	13-3-0	.813	*t1st	Third in Big 10 Tournament
1983	Michigan	50-9-0	.847	13-2-0	.867	*1st	Big 10 Champions, NCAA Mideast Champions, College World Series
1984	Michigan	43-20-0	.683	11-5-0	.688	*1st	Big 10 Champions, NCAA Mideast Champions, College World Series
1985	Michigan	55-10-0	.846	14-2-0	.875	*1st	Third in Big 10 Tournament, NCAA Regional
1986	Michigan	47-12-0	.797	13-3-0	.813	*1st	Big 10 Tournament Champions, NCAA Regional
1987	Michigan	52-12-0	.813	13-3-0	.813	*1st	Big 10 Tournament Champions, NCAA Regional
• Assistant Coach, Michigan, Eight years: 368-111-1, .768							**Denotes Eastern Division Finish*
1988	Kent State	27-25-0	.519	14-18-0	.438	6th	
1989	Kent State	26-24-0	.520	10-17-0	.370	8th	
1990	Kent State	35-18-0	.660	17-10-0	.629	3rd	
1991	Kent State	34-22-0	.607	19-11-0	.633	2nd	
1992	Kent State	45-13-0	.776	24-7-0	.774	1st	MAC Champions, NCAA South II Regional
1993	Kent State	41-15-0	.732	22-10-0	.688	t1st	MAC co-Champions, NCAA South Regional
• Head Coach, Kent State, Six years: 208-117, .640							
1994	Georgia Tech	50-17-0	.746	16-8-0	.667	t2nd	NCAA Midwest I Champions, College World Series runner-up
1995	Georgia Tech	38-22-0	.633	16-8-0	.667	3rd	NCAA Mideast Regional
1996	Georgia Tech	40-24-0	.625	13-11-0	.542	t3rd	NCAA South II Regional runner-up
1997	Georgia Tech	46-15-0	.752	19-4-0	.826	1st	ACC Regular Season Champions, NCAA Mideast Regional
1998	Georgia Tech	41-22-0	.651	14-9-0	.609	2nd	NCAA Midwest Regional runner-up
1999	Georgia Tech	38-20-0	.655	12-12-0	.500	5th	
2000	Georgia Tech	50-16-0	.758	18-6-0	.750	1st	ACC Regular Season & Tournament Champions, NCAA Super Regional
2001	Georgia Tech	41-20-0	.672	13-11-0	.542	4th	NCAA Athens Regional
2002	Georgia Tech	52-16-0	.765	14-9-0	.609	5th	NCAA Atlanta Regional & Super Regional Champions, College World Series
2003	Georgia Tech	44-18-0	.710	17-7-0	.708	2nd	ACC Tournament Champions, NCAA Atlanta Regional
2004	Georgia Tech	44-21-0	.677	18-5-0	.783	1st	ACC Regular Season Champions, NCAA Super Regional
2005	Georgia Tech	45-19-0	.703	22-8-0	.733	1st	ACC Regular Season & Tournament Champions, NCAA Atlanta Regional Champions, NCAA Atlanta Super Regional
2006	Georgia Tech	50-18-0	.735	19-11-0	.633	*3rd	NCAA Atlanta Regional & Super Regional Champions, College World Series
2007	Georgia Tech	32-25-0	.561	15-14-0	.517	*4th	
2008	Georgia Tech	41-21-0	.661	16-14-0	.533	*3rd	NCAA Athens Regional runner-up
2009	Georgia Tech	38-19-1	.664	17-10-1	.625	*2nd	NCAA Atlanta Regional runner-up
2010	Georgia Tech	47-15-0	.758	21-9-0	.700	*2nd	NCAA Atlanta Regional runner-up
2011	Georgia Tech	42-21-0	.667	22-8-0	.733	*t1st	ACC Regular Season co-Champions, NCAA Atlanta Regional runner-up
2012	Georgia Tech	38-26-0	594	12-18-0	.400	*4th	ACC Tournament Champions, NCAA Gainesville Regional runner-up
2013	Georgia Tech	37-27-0	.578	15-15-0	.500	*4th	NCAA Nashville Regional runner-up
2014	Georgia Tech	37-27-0	.578	14-16-0	.467	*5th	ACC Tournament Champions, NCAA Oxford Regional
2015	Georgia Tech	32-23-0	.581	13-17-0	.433	*5th	
2016	Georgia Tech	38-25-0	.603	13-16-0	.448	*4th	NCAA Gainesville Regional runner-up
2017	Georgia Tech	27-28-0	.491	11-19-0	.367	*5th	
2018	Georgia Tech	31-27-0	.534	14-16-0	.467	*4th	
2019	Georgia Tech	43-19-0	.694	19-11-0	.633	*1st	ACC Coastal Division Champions, ACC Tournament runner-up NCAA Atlanta Regional runner-up
2020	Georgia Tech	11-5-0	.688	2-1-0	.667	N/A	*Season shortened due to Covid-19 pandemic*
2021	Georgia Tech	31-25-0	.554	21-15	.583	*1st	ACC Coastal Division Champions, NCAA Nashville Regional runner-up

• Head Coach, Georgia Tech, 28 years: 1,104-581-1 (.666) **Denotes Coastal Division Finish*
Record in the ACC: 428-308-1 (.582)
• Overall Record as a Head Coach, 34 years: 1,312-698-1 (.653)

ASSISTANT COACHES

DANNY BORRELL

Assistant Coach (Pitching)
Third season at Tech





Former New York Yankee and Yankees pitching coordinator Danny Borrell was named the pitching coach at Georgia Tech baseball on August 16, 2019.

Borrell arrived on The Flats after spending 18 years in the Yankees organization, first for seven years as a left-handed pitcher, then as a pitching coach and eventual pitching coordinator for its farm system.

In just his first full season at the helm of the pitching staff in 2021 (after the 2020 season was cut short due to the Covid-19 pandemic), the Yellow Jackets led the ACC in strikeouts in 36 conference games and Friday night ace Brant Hurter, under Borrell's tutelage, was named all-ACC before being selected in the seventh round of the MLB Draft by the Detroit Tigers.

The youngest pitching coordinator in the MLB when hired by the Yankees in 2015, Borrell led approximately 180 pitchers per year and 11 pitching coaches over nine minor league affiliates. During the last three seasons, Borrell helped lead the Yankees to be the best pitching organization in baseball as their staffs led in a multitude of statistics, including strikeout percentage, strikeouts/9 innings, strikeouts/walk, and fastball velocity. In total, he developed 34 Big Leaguers during his tenure with New York – including MLB All-Stars Dellin Betances and Luis Severino.

A second-round pick in the 2000 Major League Baseball Draft to the New York Yankees, Borrell played for both the Yankees (2000-06) and Oakland A's (2006-08) during his nine-year professional career. The 6-foot-3, left-handed pitcher made 138 appearances and 120 starts in his career, pitching to a 3.49 career ERA. In addition to being named the 2002 Yankees Minor League Pitcher of the Year, Borrell would help bring home four minor league championships (2000, '01, '02, '08).

Prior to the MLB, Borrell was a standout two-way player at Wake Forest from 1998-2000, earning freshman All-American and second-team NCBWA All-American during his college career. Borrell helped lead the Demon Deacons to two of their four ACC titles (1998, '99) in program history, pitching a complete game in the 1998 ACC Championship win over Florida State. Wake Forest was 131-59-1 in his three years, including a program-record 47 wins in 1999.

He finished his career 10-8 on the mound in 24 starts with a 6.21 ERA, while batting a career .336 with 37 homers and 174 RBI – both still tied for 10th in Wake Forest history.

The Sanford, N.C. native led Lee County High School to the state baseball championship in 1996. He graduated from Wake Forest with a bachelor's degree in communication in 2009.

Borrell and his wife of 18 years, Martha, reside in Atlanta with their 12-year-old son, Logan.

THE BORRELL FILE

PERSONAL

Education	Wake Forest, 2009 (B.S. in communications)
Family	wife: Martha; son: Logan

PLAYING EXPERIENCE

1998-2000	Wake Forest (Freshman All-American, second-team NCBWA All-American, two-time ACC Champion)
2000-07	New York Yankees organization (2002 NYY MiLB Pitcher of the Year)
2007-08	Oakland A's organization

COACHING EXPERIENCE

2009-14	MiLB Pitching Coach, New York Yankees
2015-19	Pitching Coordinator, New York Yankees
2019-present	**Assistant coach/pitching, Georgia Tech**

ASSISTANT COACHES

JAMES RAMSEY

Assistant Coach (Hitting)
Recruiting Coordinator
Fourth season at Tech





Former ACC Player of the Year, All-American and MLB first-rounder James Ramsey was announced as the assistant baseball coach/hitting at Georgia Tech on Feb. 7, 2019.

In just Ramsey's first year at the helm of the Yellow Jackets' hitters, Georgia Tech led the ACC in hitting (.297) and finished second in run production (464), hits (702), slugging (.462), and finished third in home runs (418) and walks (356). Tech blasted back on the national scene in 2019, winning 43 games, a program-record 10-straight series and nine-straight Atlantic Coast Conference series, and capped it by being named the No. 3 National Seed and the host of the 2019 NCAA Atlanta Regional. Under Ramsey's tutelage, consensus all-American Tristin English dominated the plate in ACC play, slashing .381/.462/.825 for 32 runs, 37 RBI and 11 homers. Just in the postseason, English hit .500 for 16 hits, five doubles, three home runs and 14 RBI.

Ramsey's approach to hitting resonated immediately with the Yellow Jacket hitters as he preached patience, strategy and process to the offense. The buy-in paid dividends as seven players hit better than .299, including designated hitter Michael Guldberg, who led the team at .355 and catcher Kyle McCann, who launched 23 home runs for 70 RBI. The two biggest benefactors to Ramsey's approach were Baron Radcliff and Nick Wilhite, who became monumental pieces to the lineup by raising their averages 77 and 156 points, respectively, from 2018.

After the 2020 season was shortened due to the Covid-19 pandemic, the Yellow Jackets once again mashed at the plate in 2021, leading the ACC with a .300 average in 36 league games. In the expanded conference slate, Georgia Tech paced the ACC in runs (251), hits (384), doubles (91), triples (10), RBI (230) and on-base percentage (.383). Under Ramsey's offensive instruction, Tech boasted four .300 hitters - Kevin Parada (.318), Luke Waddell (.309), Justyn-Henry Malloy (.308) and Andrew Jenkins (.302) - while Drew Compton hit .294 with 13 home runs. Waddell and Malloy were both drafted in the 2021 MLB Draft by the Atlanta Braves in the fifth and sixth rounds, respectively.

Joining the Seminoles in August 2018, Ramsey coached the outfielders and assisted with individual and team hitting approaches. In addition to coaching first base, he also began the process of integrating technology into player evaluation and development. Off the field, Ramsey coordinated community service and character development efforts for the team, as the Noles accumulated 200 hours volunteering this fall.

Prior to beginning his coaching career, Ramsey was a standout outfielder at Florida State and was a first-round MLB draft pick in 2012 by the St. Louis Cardinals. In seven seasons playing with the minor league affiliates of the Cardinals, Cleveland Indians, Los Angeles Dodgers, Seattle Mariners and Minnesota Twins, Ramsey totaled 502 hits, 105 extra-base hits, 59 home runs and 219 RBI for his career.

In addition to making the All-Star MLB Futures Game in 2014, Ramsey then went on to help lead the Columbus Clippers to the 2015 AAA International League Championship.

Ramsey finished his collegiate career (2009-12) as one of the best to don the Garnet and Gold. He was the 2012 ABCA Player of the Year and the ninth consensus All-American in Florida State history, earning first-team recognition from the ABCA, Baseball America, NCBWA, Louisville Slugger and Perfect Game. A team captain in 2012, Ramsey was named the 2012 ACC Player of the Year en route to capping his college career with a fourth-consecutive ACC Atlantic Division title, a pair of victories at the College World Series and No. 4 national ranking.

Ramsey was named to the D1Baseball's All-Decade Team for 2020 in the outfield for being a "a well rounded player who hit for average and power, posted three straight double-digit stolen base campaigns, played quality defense, and provided memorable leadership as the heart and soul of FSU's 2012 Omaha team."

For his collegiate career, Ramsey hit an impressive .339 with 48 doubles, 15 triples, 34 home runs and 202 RBI. He started the final 202 games of his college career, posting a .994 fielding percentage and committing just one error in 160 chances in 2012.

An all-around student-athlete, Ramsey was also a two-time first-team CoSIDA/Capital One Academic All-American (2011, 2012) and the 2012 Academic All-American of the Year. He was the ACC Student-Athlete of the Year in 2011 and 2012 and the Lowe's Senior CLASS Award winner – the first recipient of the award for any Seminole student-athlete.

Ramsey graduated with a degree in finance in 2012 after earning three Golden Torch Awards – given to the Florida State student-athlete with the highest GPA on their respective team.

Ramsey and his wife, Grace, were married in 2016, and welcomed their first child, Brogan, in October 2019. Grace was a cheerleading captain at Georgia Tech, graduating with a business degree in 2012.

THE RAMSEY FILE

PERSONAL

Education	Florida State, 2012 (B.S. in finance)
Family	wife: Grace; son: Brogan; daughter: Reese

PLAYING EXPERIENCE

2009-2012	Florida State (All-American, ABCA Player of the Year, ACC Player of the Year)
2012	First-Round MLB Draft pick by the St. Louis Cardinals
2012-2018	MiLB (Cardinals, Cleveland Indians, LA Dodgers, Seattle Mariners, Minnesota Twins)

COACHING EXPERIENCE

2018	Assistant, Florida State
2018-19	Assistant coach/hitting, Georgia Tech
2019-present	**Assistant coach/hitting/recruiting coordinator, Georgia Tech**

ASSISTANT COACHES / SUPPORT STAFF

ZEKE PINKHAM

Volunteer Assistant Coach
Second season at Tech



Zeke Pinkham was named Georgia Tech baseball's volunteer assistant coach in Fall 2020. He will work primarily with catchers.

Pinkham has been instrumental in the tutelage of freshman all-American Kevin Parada. Parada led the ACC with 20 doubles prior to the NCAA Tournament, and recorded four four-hit games on the season, becoming the first freshman to lead Georgia Tech in hitting since Matt Murton in 2001. Georgia Tech has a long history of producing elite catchers (Jason Varitek, Matt Wieters, Mike Nickeas, Joey Bart and more) and has earned the moniker "Catcher U."

Pinkham comes to The Flats after spending a year as the graduate assistant coach at his alma mater, Louisville. Primarily working with catchers, he mentored Buster Posey Award watch list member Henry Davis, who threw out 52 percent of baserunners during their shared time. Pinkham also assisted in hitting development and saw the Cardinals hit .323 for the season, ranking third in the country.

Prior to coaching, Pinkham was a three-year starting catcher under Dan McDonnell, appearing in two College World Series (2017, 2019). He hit a career-best .324 his senior year, helping captain the Cardinals to Omaha where en route he earned 2019 NCAA All-Louisville Regional Team honors. He recorded 46 hits, 10 doubles and two home runs for 29 RBI.

An Elizabethtown, Ky. native, Pinkham earned a bachelor's degree in sports administration from Louisville (2019) and is currently pursuing a master's degree in higher education administration. He resides in Atlanta.

NICK ASCUE

Director of Operations
Second season at Tech



Nick Ascue was named director of operations for the Georgia Tech baseball program in February 2021.

As baseball director of operations, Ascue will oversee all aspects of Georgia Tech baseball's Player Development Center, using technology and innovation to design and research player development models to assist coaches. He will also direct day-to-day operations of the baseball program, oversee the overall management of the baseball budget and team travel, as well as be involved in Danny Hall Baseball Camps.

Ascue comes to The Flats after spending a season as an assistant coach at Bowling Green. Ascue collected performance data daily with technology, designed and analyzed weekly reports with R programming skills, and designed bi-weekly individual programs with formal education in sport pedagogy and skill acquisition. He also assisted in the hotel, meal and travel planning during his tenure.

Ascue's professional career also includes stints with the Fayetteville Swampdogs in the CPL (hitting coach – 2019), Centre College (assistant coach – 2018-19) and Covenant College (assistant coach – 2016-18), where he handled offensive coaching duties as well as all day-to-day baseball operations.

A Cedar Bluff, Va. native, Ascue earned a bachelor's degree in coaching from Averett College (2015) before earning his master's in coaching education and athlete development from Xavier (2018). He resides in Atlanta.

BASEBALL SUPPORT STAFF

STEVE TAMBORRA

Assistant Player Development Coach
23rd season at Tech



In his 23rd year as an assistant player development coach at Georgia Tech, Steve Tamborra oversees the highly-touted strength and conditioning program for the Georgia Tech baseball team.

Since his arrival more than a decade ago, Tamborra has been responsible for the development and implementation of strength training regimes of many student-athletes that have gone on to play professional baseball, with several of those athletes returning to Georgia Tech during their offseason to continue training with him.

In 2013, Tamborra was named a Master Strength and Conditioning Coach (MSCC) by the Collegiate Strength and Conditioning Coaches Association (CSCCa). This honor is the highest given in the strength and conditioning profession.

Tamborra joined the Tech staff in November 1999, after five years in a similar capacity at Florida State where he worked with the baseball, softball and football teams from 1995-99.

He earned a Bachelor of Science in Nutrition and Fitness from Florida State in 1994 and a Master of Science in Athletic Administration from Florida State in 1996.

He holds certifications from the Collegiate Strength and Conditioning Coaches Association (CSCCa), the National Strength and Conditioning Association (NSCA), Titleist Performance Institute, CrossFit, USA Weightlifting and Precision Nutrition. He has written one book, *Complete Conditioning for Baseball*, which was published in late 2007.

Tamborra earned his bachelor's degree in nutrition and fitness from Florida State in 1994 and a master's degree in athletic administration from Florida State in 1996.

He is married to the former Stacy Venable, a pitcher for the Florida State softball team from 1997-99. They have two daughters, Malayna and Payton, and a son, Austin. Payton and Austin are twins.



PAUL WOLKOFF

Assistant Director/ Sports Medicine
14th season at Tech



Paul Wolkoff joined the Georgia Tech Athletic Association in the sports medicine department in 2008 and is responsible for the care of the baseball team. Prior to the 2014-15 season, he worked with the men's and women's cross country and track & field teams.

Wolkoff came to Georgia Tech from Progressive Health Aviation Services where he worked for one year.

He was the head athletic trainer at LaGrange College for 10 years where he oversaw all aspects of medical care and coverage for a 16-sport athletics program. Prior to LaGrange College, he served as assistant director and senior athletic trainer at UAB Sports Medicine.

Wolkoff graduated from Georgia Tech in 1993 with a bachelor's degree in management. He later earned his master's in physical education from East Tennessee State in 1995. While working as a graduate assistant at ETSU, he mainly worked with the staff physical therapist. He also earned a certificate in Health Sciences while at Tech.

He is a NATABOC Certified Athletic Trainer and a Certified Strength and Conditioning Specialist. He is a member of the National Athletic Trainer's Association, Southeast Athletic Trainers' Association, and the Georgia Athletic Trainers' Association, and he is licensed by the state of Georgia as an athletic trainer.

DAVID MCDANIEL

Athletic Equipment Manager
Seventh season at Tech



David McDaniel joined the Georgia Tech Athletic Association as assistant equipment manager in September 2015. He is responsible for the purchasing, inventory, issuing and maintenance of all athletic apparel and equipment for Tech's baseball, softball, and track programs.

Prior to joining the Tech staff, McDaniel spent two-plus years as the head football equipment manager and video coordinator at Mercer in Macon, Ga. He handled the apparel and equipment needs for the football and lacrosse teams, while also coordinating all video services for Mercer's football and lacrosse teams.

This is his second stint in Atlanta as he was a graduate assistant equipment manager at Georgia State from 2009-12. While at GSU, he assisted with the complete start of the Panthers' new football program. While at Georgia State, he also was a member of the video staff of the Arena Football League's Georgia Force and was an assistant soccer coach at North Cobb Christian School in Acworth, Ga.

He graduated from Liberty University with a bachelor's degree in sport management in 2009 and he later earned his master's degree in sport administration from Georgia State in 2012.

He and his wife, Katie, live in Kennesaw, Ga.

BASEBALL SUPPORT STAFF

STUDENT MANAGERS



JAKE HLAVATY
Third season at Tech



SAM SLOVIN
Third season at Tech



SANJAY SRIDHAR
Second season at Tech



WILSON WILLIAMS
First season at Tech



TODD STANSBURY

ADMINISTRATION

DR. ANGEL CABRERA

Institute President



Ángel Cabrera is the 12th president of the Georgia Institute of Technology. Cabrera came to Georgia Tech on Sept. 1, 2019, after serving for seven years as president of George Mason University (GMU) in Fairfax, Virginia.

A top-10 public research university in the U.S., Georgia Tech has outstanding programs in business, computing, design, engineering, liberal arts, and the sciences. With 40,000 students and more than 170,000 living alumni who work in business, industry, and government throughout the world, Georgia Tech has become internationally recognized for the quality of its educational and research programs.

Under his leadership, more than 5,700 members of the Georgia Tech community contributed to a new 10-year strategic plan that launched in November 2020. The plan is grounded on a new mission statement that reaffirms Tech's commitment to "developing leaders who advance technology and improve the human condition."

As the president of Georgia Tech during the Covid-19 pandemic, he is leading the Institute through one of the most critical times in its history to prioritize the health and safety of the Tech community and to develop innovative solutions to combat the disease.

Under his leadership at GMU, the university accounted for more than half of all enrollment growth in Virginia, increased student outcomes, and joined the top tier of research universities in the Carnegie Classification. From 2004 to 2012, Cabrera served as president at Thunderbird School of Global Management, now part of Arizona State University. Between 1998 and 2004, he was dean of IE Business School in Madrid.

As a business educator, Cabrera has played a key role in advancing professional ethics, internationalization, and corporate social responsibility. In 2007, while serving as a senior advisor to the United Nations Global Compact, he was the lead author of the "Principles for Responsible Management Education" (PRME). A United Nations–supported initiative that advances sustainable development through management education, PRME has now adopted by more than 800 schools around the world. He is also a co-founder of the University Global Coalition, a global network of universities working in partnership with the United Nations in support of the Sustainable Development Goals.

He's been named a "Young Global Leader" by the World Economic Forum, a "Star of Europe" by Businessweek, a "Henry Crown Fellow" by the Aspen Institute, and a "Great Immigrant" by the Carnegie Corporation of New York. He has received honorary degrees from Miami Dade College and Universidad Politécnica of Madrid.

Cabrera serves on the boards of the National Geographic Society, the Atlanta Committee for Progress, the Bankinter Foundation for Innovation, and the Metro Atlanta Chamber.

Cabrera earned his M.S. and Ph.D. in cognitive psychology from Georgia Tech, which he attended as a Fulbright Scholar. He also holds a telecommunications engineering degree (B.S. and M.S. in computer and electrical engineering) from Universidad Politécnica de Madrid. He has published extensively in academic journals and has been featured or quoted in leading media around the world.

He is married to management scholar and Georgia Tech classmate Elizabeth. Their son Alex is a recent Georgia Tech graduate and currently a Ph.D. student at Carnegie Mellon University. Their daughter Emilia is a senior at Harvard University. Cabrera is the first native of Spain to serve as president of an American university.

DR. BARATUNDE COLA

Faculty Athletics Representative



Baratunde A. Cola knows just what it takes to be a student and an athlete at the highest collegiate level.

A professor of heat transfer, combustion and energy systems in the George W. Woodruff School of Mechanical Engineering, Cola was named faculty athletics representative (FAR) to the Georgia Tech Athletic Association with his three-year term beginning in July 2020. The FAR serves as the liaison between the Institute and the Athletic Association on issues regarding rules compliance, developments at the National Collegiate Athletic Association (NCAA), and activities related to Atlantic Coast Conference (ACC) membership.

Cola began his education at Vanderbilt University where he was a football student-athlete and the starting fullback in 2002. He graduated with a bachelor's of education degree after winning the football program's dedication award, before going on to earn his master's degree from Vanderbilt in 2004.

After six years at Vanderbilt, he began researching thermal applications of carbon nanotubes at Purdue University, interning as a test research and development engineer at Intel Corporation in 2007, as he worked toward earning his Ph.D. from the university in 2008.

From there Cola had a brief stay as a visiting scholar at the University of Texas at Dallas before joining the faculty at Georgia Tech in April 2009 as an assistant professor.

Cola's research is currently focused on understanding and designing thermal transport and energy conversion in nanostructures and devices. His group develops tools to characterize thermal transport across several orders of scale for this purpose. They seek to solve problems with high importance to applications in clean energy (e.g. direct conversion) and the efficient utilization of energy (e.g. more efficient thermal management), and in major industrial segments such as consumer electronics, enterprise services (e.g. the cloud supporting infrastructure), transportation, and lighting.

Cola was promoted to professor at Georgia Tech in 2019.

ADMINISTRATION

TODD STANSBURY

Director of Athletics



Todd Stansbury, a Georgia Tech alumnus and football letterwinner, was introduced as the Institute's ninth director of athletics on Sept. 22, 2016. He was named one of Atlanta's Most Admired CEOs by the Atlanta Business Chronicle in 2021.

In his fifth year as the director of athletics at his alma mater, Stansbury has overseen one of the most successful years in Georgia Tech history in 2020-21. Most notably, Georgia Tech athletics earned a 44th-place finish in the 2020-21 Learfield IMG College Directors' Cup standings, which is the nation's most-recognized all-sports ranking for college athletics, with points awarded based on teams' finishes in NCAA Championships.

Despite the challenges presented by the Covid-19 pandemic, the Yellow Jackets had 11 of 17 teams participate in NCAA postseason play in 2020-21. The 11 teams in the NCAA postseason were Tech's most since a school-record 12 teams contributed towards the Directors' Cup standings in 2009-10.

The 44th-place Directors' Cup finish represents a remarkable turnaround for Georgia Tech under the watch of Stansbury. Just three years ago (2017-18), Tech only had three teams that earned Directors' Cup points and placed 121st in the final standings.

Headlining the Yellow Jackets' athletic success in 2020-21 were top-15 national finishes in women's basketball, golf and women's tennis. Tech also won the Atlantic Coast Championship in men's basketball, claimed the ACC Coastal Division title in baseball and earned its best-ever national finishes in women's basketball (Sweet 16), women's cross country (20th) and women's swimming and diving (28th). Women's basketball (first NCAA Tournament berth since 2014), men's basketball (first since 2010) and volleyball (first since 2009) all snapped lengthy NCAA postseason droughts, while women's basketball and volleyball also claimed their first NCAA Tournament victories in nine and 16 years, respectively.

Individually, Georgia Tech had 19 student-athletes earn a total of 26 all-America honors in 2020-21, up from a total of nine all-America honors in 2017-18.

Despite the great athletic success, Georgia Tech athletics' achievements under Stansbury go well beyond the fields and courts.

Academically, Georgia Tech was the only institution from a Power Five conference that had a multiyear NCAA Academic Progress Rate (APR) higher than the national average in every sport in 2018-19, a feat it nearly replicated in 2019-20, when 13 of its 14 programs compiled an APR above the national average in their respective sports.

In the community, Stansbury led the charge to institute Georgia Tech athletics' Jackets Without Borders international service program, which won the ACC's prestigious Game Changers award for community service in 2019.

Under Stansbury, Georgia Tech athletics has also reached new heights in fundraising. The Alexander-Tharpe Fund, the Georgia Tech Athletic Association's fundraising arm set records for funds raised in consecutive fiscal years (2019 and 2020) and Athletics Initiative 2020, Tech athletics' drive to raise $125 for facilities, endowments and operations in a three-year span from 2018-20, shattered that goal by raising a total .

The uptick in fundraising has led to a much-needed revitalization of Georgia Tech's athletics facilities, including:

- a new $4.5 million football locker room;
- a series of exciting upgrades to football's Bobby Dodd Stadium, highlighted by a new state-of-the-art Shaw Sports Turf Legion NXT playing surface, new LED lighting system, new sound system and all new re-branded signage throughout the stadium;
- a new $2.5 million women's basketball locker room and team area;
- the $9 million Phase II renovation project at baseball's Mac Nease Park, featuring a Champions Hall, a concourse-level atrium that serves as an iconic point of entry on gamedays and provides new premium seating areas, including the Teixeira Skyline Terrace, which offers incredible views overlooking the playing field and Atlanta skyline, and a new, expanded, state-of-the-art indoor training facility;
- a $1.2 million investment in new videoboards at several competition venues (baseball, softball, volleyball and tennis, as well as Bobby Dodd Stadium's Callaway Plaza);
- a refresh of the student-athletes' nutrition center and training table.

Still to come is the crown jewel of AI 2020, a new Athletics Performance Center, which will be located at the current site of the Edge-Rice Center in the northeast corner of Bobby Dodd Stadium. The new Athletics Performance Center will serve as a sleek and innovative one-stop shop for key student-athlete services — including academics, strength and conditioning, sports medicine, nutrition and Tech's renowned Total Person Program. It will also be an anchor for Tech athletics' recruiting efforts and a showcase for the Institute's commitment to student-athlete success and fan engagement.

Stansbury began setting the stage for these accomplishments as soon as he officially arrived back on The Flats on Nov. 28, 2016. In the first months of his tenure as athletics director, he identified four strategic priorities for Georgia Tech athletics — to define the GT athletics brand, to establish an internal culture, to align the internal structure and to generate new revenue. He has addressed those priorities through a slew of initiatives and accomplishments. Highlights include:

- a significant revenue lift, which can be traced in large part to an innovative overhaul of sales operations that focused on integrating fundraising and ticket sales efforts;
- the establishment of a partnership with adidas to serve as the official apparel provider of Georgia Tech athletics, which was announced on Aug. 22, 2017 and went into affect on July 1, 2018;
- a re-emphasis on Georgia Tech athletics iconic Total Person Program, with investments for additional staff and programming for student-athletes, including the department's first three Jackets Without Borders service trips to Costa Rica (2017) and Puerto Rico (2018 and 2019);
- a comprehensive brand refinement that included defining Georgia Tech athletics' official colors, Tech's first-ever athletics wordmark and a simplification of the iconic interlocking GT logo;
- the creation of Georgia Tech's "Gold Code," which outlines the department's core values, brand differentiators, vision, mission and the Everyday Champions formula — Winning + The Institute + Total Person Program = Everyday Champions;
- the addition of a diversity, equity and inclusion pledge to the "Gold Code," as well as the establishment of enhanced DEI programming for Georgia Tech student-athletes and athletics staff;
- the formation of two new offices within the athletics department — the office of brand and ideation, which works to identify and tell the story of the Yellow Jackets' brand, and the office of innovation, which oversees Georgia Tech's efforts to build on its status as college athletics' leader in innovation, particularly through collaboration and partnerships with the Institute and innovation hubs throughout Atlanta.

A native of Oakville, Ontario, Stansbury was initially drawn to Georgia Tech when he befriended several Tech football student-athletes while on a family vacation in Florida as a youngster. The student-athletes invited Stansbury and his family to attend a practice on their way back through Atlanta . They accepted and, after visiting campus, Stansbury was determined to attend and play football at Tech.

Several years later, he was offered and accepted a football scholarship to attend Tech. He enrolled in 1980 and played linebacker and special teams for the Yellow Jackets under head coach Bill Curry. He went on to be selected in the third round of the Canadian Football League draft by the Saskatchewan Roughriders in 1984 but after a brief CFL career, returned to Atlanta to begin a banking career.

In 1988, Stansbury left banking and returned to The Flats to become an academic advisor for Georgia Tech's football program. In 1991, he was promoted to assistant athletics director for academics by legendary A.D. Homer Rice.

After leaving Tech in 1995, Stansbury's career included stops at Houston (associate A.D. – 1997-2000) and Oregon State (executive associate A.D. – 2003-12), as well as three stints as an athletics director at East Tennessee State (2000-03), UCF (2012-15) and Oregon State (2015-16).

Stansbury and his wife, Karen, who were married inside the current Edge Center, reside in Atlanta. After they were married in 1995, the couple traveled the world for 18 months before returning to the United States.

ADMINISTRATION

AYO TAYLOR-DIXON

Senior Associate A.D.
External Operations



Veteran collegiate athletics administrator Ayo Taylor-Dixon joined Georgia Tech athletics' executive staff as senior associate athletics director for external operations in August 2017. In his role, he oversees Georgia Tech's communications/public relations, ideation and marketing/fan experience operations and serves as the administrator for several sports, including baseball.

Taylor-Dixon came to Georgia Tech from the University of Minnesota, where he served as senior associate A.D. for fan engagement from March 2016-August 2017. At Minnesota, he oversaw the Golden Gophers' marketing, gameday experience/season ticket member surveys, gameday customer service and licensing operations.

He also served as the 2017-18 president of the National Association of Collegiate Marketing Administrators (NACMA).

Prior to his 17 months at Minnesota, Taylor-Dixon served on the administrative staffs at Northern Colorado (senior associate athletics director — 2014-16), USF (senior associate athletics director — 2006-14) and Evansville (assistant athletics director — 2002-06). In addition to his extensive background overseeing marketing and promotions, ticket sales and operations, licensing, branding, sponsorships, broadcasting and communications, he has also served as a sport administrator.

Taylor-Dixon was a member of the track and field team and the student-athlete advisory committee at Stephen F. Austin State University, where he earned bachelor's (business administration — 2000) and master's (interdisciplinary studies with emphases on business, communications and kinesiology — 2002) degrees.

He and his wife, Beth, have four children — Isabelle, Gracelynn, Ayo, Jr. and Femi.

EXECUTIVE LEADERSHIP TEAM



Mark Rountree
Deputy AD



Jim Hall
Interim V.P.
for Development (Athletics)



Joeleen Akin
Sr. Associate A.D.
SWA/S-A Development



Dr. Angelo Galante
Sr. Associate A.D.
Sports Medicine/CMO



Jeff Keisler
Sr. Associate A.D.
Annual Giving &
Engagement



Phyllis LaBaw
Sr. Associate A.D.
Student Services



Brad Stricklin
Sr. Associate A.D.
Administration & Finance/
CFO



Lance Markos
Associate A.D.
Compliance


Jackets
14

2021 SEASON REVIEW

HONORS & AWARDS

ACC PLAYER OF THE WEEK
Kevin Parada, C . . . . . .March 1

ACC PITCHER OF THE WEEK
Andy Archer, RHP. . . . . .March 29

ACC HONOR ROLL
John Anderson, Andy Archer, Charlie Benson, Dawson Brown, Hugh Chapman, Will Coquillard, Sam Crawford, Jake DeLeo, Jackson Finley, Jack Friedman, John Giesler, Tres Gonzalez, Marquis Grissom, Jr., Chance Huff, Brant Hurter, Jadyn Jackson, Andrew Jenkins, Tervell Johnson, Ben King, Joseph Mannelly, John Medich, Kevin Parada Cort Roedig, Will Shirah, Josiah Siegel, Dalton Smith, Jamie Taylor, Hank Thomas, Cameon Turley Luke Waddell, Tyler Watson, Brody Westbrooks, Austin Wilhite

ALL-ACC ACADEMIC
Brant Hurter, Tres Gonzalez, Andrew Jenkins, Kevin Parada, Luke Waddell

FRESHMAN ALL-AMERICA
Kevin Parada . . . . . *Collegiate Baseball, D1Baseball . . . . . .Perfect Game*

ABCA/RAWLINGS ALL-REGION
Kevin Parada . . . . . *Second-team*

ACC ALL-FRESHMAN
Kevin Parada . . . . . *Catcher*

ALL-ACC
Luke Waddell. . . . . *First-team*
Brant Hurter . . . . . *Second-team*
Justyn-Henry Malloy. . . . . *Third-team*
Kevin Parada . . . . . *Thrid-team*

NCAA NASHVILLE REGIONAL ALL-TOURNAMENT TEAM
Luke Waddell. . . . . *Shortstop*
Justyn-Henry Malloy. . . . . *Third base*
Drew Compton. . . . . *Designated hitter*
Andy Archer . . . . . *Pitcher*

2021 MLB DRAFT

Rd (##)	Player, Pos . . . . . Team
5 (157)	Luke Waddell, SS. . . . . .Atlanta
6 (187)	Justyn-Henry Malloy, 3B . . . . .Atlanta
7 (195)	Brant Hurter, LHP. . . . . Detroit

Overall: 31-25 • ACC: 21-15
1st place; Coastal
Home: 15-13 (10-8)
Away: 13-9 (11-7)
Neutral: 3-3

ACC STANDINGS

Coastal Division

School	*ACC*	*Overall*
1. Georgia Tech	21-15	31-25
2. Miami	20-15	33-21
3. Virginia	18-18	36-27
North Carolina	18-18	28-27
5. Duke	16-17	33-22
Pitt	16-17	23-20
7. Virginia Tech	16-20	27-25

Atlantic Division

School	*ACC*	*Overall*
1. Notre Dame	25-10	34-13
2. NC State	19-14	37-19
3. Florida State	20-16	31-24
4. Louisville	16-16	28-22
5. Clemson	16-20	25-27
6. Wake Forest	10-22	20-27
7. Boston College	10-23	21-28

SEASON SUPERLATIVES

TEAM BATTING

At bats:	50	vs Georgia (May 18, 2021)
	50	vs Louisville (May 27, 2021 at Charlotte, N.C.)
Runs scored:	19	vs Louisville (Mar 06, 2021)
Hits:	18	vs Louisville (Mar 06, 2021)
RBIs:	17	vs Louisville (Mar 06, 2021)
Doubles:	6	at NC State (Feb 28, 2021)
	6	vs Pitt (Mar 12, 2021)
Triples:	2	vs Pitt (Mar 13, 2021)
Home runs:	5	vs Indiana State (Jun 06, 2021 at Nashville, Tenn.)
Total bases:	35	vs Indiana State (Jun 06, 2021 at Nashville, Tenn.)
Walks:	15	vs Georgia (May 18, 2021)
Strikeouts:	16	vs Vanderbilt (Jun 06, 2021 at Nashville, Tenn.)
Sac hits:	2	vs Clemson (May 07, 2021)
Sac flies:	3	vs Louisville (Mar 06, 2021)
	3	at Miami (May 14, 2021)
Stolen bases:	5	vs Kennesaw State (Apr 30, 2021)
Hit by pitch:	5	at Duke (Mar 26, 2021)
Caught stealing:	2	at Virginia Tech (Apr 16, 2021)
Runners LOB:	19	vs Georgia (May 18, 2021)
Hit into DP:	3	vs NC State (May 29, 2021 at Charlotte, N.C.)

TEAM FIELDING

Putouts:	42	vs Georgia (May 18, 2021)
Assists:	14	vs Louisville (May 27, 2021 at Charlotte, N.C.)
Errors:	4	vs Pitt (Mar 12, 2021)
	4	vs Virginia (Apr 01, 2021)
	4	at Notre Dame (Apr 10, 2021)
Passed balls:	3	at NC State (Feb 28, 2021)
DPs turned:	2	(9 games)

TEAM PITCHING

Innings pitched:	14.0	vs Georgia (May 18, 2021)
Runs allowed:	18	vs Pitt (Mar 14, 2021)
Earned runs:	13	vs Vanderbilt (Jun 06, 2021 at Nashville, Tenn.)
Walks allowed:	13	vs Georgia State (Mar 03, 2021)
	13	vs Louisville (May 27, 2021 at Charlotte, N.C.)
Strikeouts:	18	at NC State (Feb 27, 2021)
	18	vs Georgia (May 18, 2021)
Hits allowed:	19	vs Pitt (Mar 12, 2021)
	19	vs Pitt (Mar 14, 2021)
Doubles allowed:	6	at Virginia Tech (Apr 16, 2021)
Triples allowed:	3	vs Clemson (May 26, 2021 at Charlotte, N.C.)
Homers allowed:	4	vs Pitt (Mar 14, 2021)
	4	vs Louisville (May 27, 2021 at Charlotte, N.C.)
	4	vs Vanderbilt (Jun 06, 2021 at Nashville, Tenn.)
Wild pitches:	5	vs Eastern Kentucky (Feb 20, 2021)
Hit batters:	4	vs Virginia (Apr 03, 2021)
	4	vs Indiana State (Jun 04, 2021 at Nashville, Tenn.)

2021 GAME-BY-GAME RESULTS

DATE	OPPONENT	W-L	SCORE	ATT	GT PITCHER	OPP. PITCHER	RECORD	NOTES
2/19	Eastern Ky.	W	12-6	713	Jackson Finley	Darren Williams	1-0	First Hurter start since '19; three GT HR; sixth-inning EKU error allows six runs
2/20	Eastern Ky.	L	6-9	713	Andy Archer	Louis Davenport III	1-1	Tech issues 11 walks; Compton second HR of year; First start of Archer career
2/21	Eastern Ky.	W	7-1	713	Sam Crawford	Jake Lewis	2-1	Crawford goes 6.0 in first career start; Waddell homers in first AB; DeLeo/Malloy = 4 H
2/24	Mercer	W	7-3	713	Joseph Mannelly	Tommy Green	3-1	Mannelly 1st win, Parada goes 4-for-4 (HR, 2B), Reid homers, Medich allows 3 in 9th
2/26	at No. 8 NC State*	W	9-2	198	Brant Hurter	Evan Justice	4-1	Parada 4-for-4; Hurter 6 K in 6 IP; Rain suspends until 2/27 morning
2/27	at No. 8 NC State*	W	8-3	198	Dalton Smith	Kent Klyman	5-1	Waddell 3-run HR in 7th breaks 3-3 tie; Archer (9) and Finley (7) career-high K's
2/28	at No. 8 NC State*	W	8-4	327	Ben King	Chris Villaman	6-1	Four-run first inning gives Tech first road ACC sweep since 2011; Compton 2 H, 2 RBI
3/3	Georgia State	L	1-10	713	Cort Roedig	Mason Patel	6-2	Four-run first for GSU; 13 walks issued by Tech; Malloy with lone RBI, 2-hit day
3/5	No. 1 Louisville*	L	6-13	713	Brant Hurter	Michael Kirian	6-3	UL scores seven in first 2 inn.; GT walks 10; GT scores five in last three innings
3/6	No. 1 Louisville*	W	19-6	713	Andy Archer	Adam Elliott	7-3	GT scores 6 in 2nd and 5 in 8th; Archer goes career-long 6 IP; Malloy and Compton HR
3/7	No. 1 Louisville*	W	13-9	713	Jackson Finley	Luke Smith	8-3	GT scores in 7 of 8 inn.; Reid, Compton B2B HR; Gonzalez bunt RBI w/ 2 outs in 8th
3/12	Pitt*	L	9-11	713	Luke Bartnicki	Chris Pouliot	8-4	Pitt scores 7 in ninth; GT makes four errors; Hurter fans 11, 0 ER
3/13	Pitt*	W	5-3	713	Andy Archer	Matt Gilbertson	9-4	Archer career-long 7.0 IP; Maxwell save; GT with four runs in final two frames for W
3/14	Pitt*	L	12-18	713	Sam Crawford	Stephen Hansen	9-5	Nine unearned runs for Pitt in 3 innings; down 11-0; Waddell first grand slam in 7th
3/19	at Wake Forest*	L	2-6	327	Brant Hurter	Ryan Cusick	9-6	Cusick K's 10 Jackets; Hurter K's 8, allows just 2 ER; WF scores 3 in 7th and 8th inn.
3/20	at Wake Forest*	W	3-1	315	Andy Archer	William Fleming	10-6	Archer gem, shutout 6.0 IP, 2 H, 8 K, Gonzalez first career HR, Wilhite RBI
3/21	at Wake Forest*	W	8-1	441	Sam Crawford	Rhett Lowder	11-6	Five hits in first inning; Wake run is HR; Wilhite 4-for-5 in 200th game; Grenkoski HR
3/26	at Duke*	W	5-2	0	Brant Hurter	Josh Nifong	12-6	Hurter goes 7.0; Malloy, Parada HR, Parada one double shy of cycle, Bartnicki save
3/27	at Duke*	W	3-0	0	Andy Archer	Henry Williams	13-6	Archer career 8.0 IP, fans 9, shutout, Maxwell save; Grenkoski RBI 1B, Wilhite on error
3/28	at Duke*	L	7-9	0	Sam Crawford	Marcus Johnson	13-7	Crawford struggles early, Duke 5 spot in third; Tech has bases loaded in 8th, no runs
4/1	Virginia*	W	6-5	713	Brant Hurter	Griff McGarry	14-7	Hurter throws 7.0 scoreless; 4-0 after second inning; 4-hit game Parada; Waddell HR
4/2	Virginia*	L	2-8	713	Andy Archer	Andrew Abbott	14-8	UVA grand slam in fourth, GT scores just two runs on seven hits, three errors
4/3	Virginia*	L	4-11	713	Sam Crawford	Mike Vasil	14-9	Tech trailed 4-2 entering 9th; UVA scores six in top 9th; DeLeo first career HR
4/6	USC Upstate	L	3-9	713	Cort Roedig	Jake Cubbler	14-10	Crooked numbers in first and fifth for Upstate; Tech has three runs on nine hits
4/9	at Notre Dame*	L	9-10	309	Zach Maxwell	Joe Sheridan	14-11	GT jumps to 7-0 lead; ND scores eight in 7th/8th to steal win; Hurter gives up 2 HR
4/10	at Notre Dame*	L	0-7	152	Andy Archer	Aidan Tyrell	14-12	Cold bats doom GT; Five hits total; Reid gets bat wam with two hits
4/11	at Notre Dame*	W	4-2	125	Josiah Siegel	Joe Sheridan	15-12	Staff holds ND to seven hits; Waddell infield RBI ties game; Reid 2-run HR gives GT lead
4/13	Auburn	L	3-7	713	Marquis Grissom, Jr.	Trace Bright	15-13	Cold bats doom Jackets; three runs on four hits; Compton 2-run HR
4/16	at No. 12 Virginia Tech*	W	15-11	731	Luke Bartnicki	Jaison Heard	16-13	Wild game; erased 6-2 deficit on 13-1 run; Jenkins homers twice for six RBI
4/17	at No. 12 Virginia Tech*	L	0-7	1,000	Sam Crawford	Anthony Simonelli	16-14	Bats go cold, record only four hits in shutout; Gonzalez has two hits on the day
4/18	at No. 12 Virginia Tech*	W	11-4	863	Zach Maxwell	Jaison Heard	17-14	Complete win; Smith first-career start; Maxwell fans 7 in 3 IP; DeLeo goes 5-for-5
4/20	at Georgia State	W	7-2	321	Dawson Brown	Pablo Barquero	18-14	Four spot in fifth, two runs off balks; Medich and Huff combine for 8 K's; Brown first win
4/23	No. 17 Florida State*	L	0-9	713	Brant Hurter	Parker Messick	18-15	Offense held to just four hits; Hurter gives up two homers
4/24	No. 17 Florida State*	L	10-13	713	Andy Archer	Bryce Hubbart	18-16	GT down 11-1; bench scores 9 over last 3 inn.; had winning run at plate in ninth
4/25	No. 17 Florida State*	W	9-8	713	Zach Maxwell	Tyler Ahearn	19-16	Trailed 5-0 early; scored six in fifth; Grissom/Maxwell/Bartnicki allow 1 ER in 7 IP
4/27	at No. 20 Georgia	W	7-5	664	Dalton Smith	Hank Bearden	20-16	Malloy three-run HR in first set tone; Smith and Mannelly stike out 8; Bartnicki closes
4/30	Kennesaw State	L	1-5	713	Brant Hurter	Jake Rice	20-17	Hurter gives up 2 HR, four runs in 7th; bats held to just four hits total
5/1	Kennesaw State	W	13-5	713	Joseph Mannelly	Luke Torbert	21-17	Tech scores five in fourth, 11 in four innings; Reid homers twice, is 4-for-4, 4 RBI
5/2	Kennesaw State	L	5-10	120	Dalton Smith	Ryan Kennedy	21-18	Tech down 1-4 early, climbs within one in seventh before KSU scores five to finish
5/7	Clemson*	W	6-1	935	Brant Hurter	Mack Anglin	22-18	Hurter retires final 15/16; one walk for staff; four-run fourth
5/8	Clemson*	W	6-5	1,163	Chance Huff	Geoffrey Gilbert	23-18	Malloy 2-out walkoff HR in ninth; Maxwell 2.1 no-hit IP; Chance Huff close and win
5/9	Clemson*	W	9-8	1,163	Sam Crawford	Nick Clayton	24-18	Down 0-6 in 3 inn.; 7 run fourth; Jenkins go-ahead 2-run HR in 7th; Huff save
5/14	at Miami*	W	14-3	627	Brant Hurter	Alex McFarlane	25-18	Eight-run in third; Hurter deals 7 IP gem; Malloy homers twice
5/15	at Miami*	L	3-10	641	Andy Archer	Jake Smith	25-19	Bats go cold; Archer gives up 5 in 3.0 IP; 5 runners LOB
5/16	at Miami*	L	4-5	604	Zach Maxwell	Spencer Bodanza	25-20	Grissom best start, 5.1 IP, 4 H, 1 R; Crawford gets hurt; Maxwell gives up 3 runs in 0.1
5/18	Georgia	W	7-6 (14)	1,163	John Medich	Hank Bearden	26-20	Longest game in school history (5:37); six shutout IP by bullpen; J-Hen sac fly to win
5/20	North Carolina*	L	2-3	1,163	Luke Bartnicki	Austin Love	26-21	Pitchers' duel with Hurter gem; tied 2-2 thru 8; Love throws CG; Bartnicki allows run
5/21	North Carolina*	W	10-9	1,163	Luke Bartnicki	Gage Gillian	27-21	Jump to 5-0 lead early; Waddell, Jenkins, Reid have 3 H days; Compton hits walkoff HR
5/22	North Carolina*	W	10-6	1,163	Marquis Grissom, Jr.	Max Alba	28-21	Jump out to 10-1 lead; Grissom with another quality start; Smith has three-pitch save
5/26	Clemson@	L	5-11	3,915	Dalton Smith	Davis Sharpe	28-22	Tech pitches off in inconsiquential game; Reid homers twice, Jenkins once
5/27	Louisville@	W	9-8	3,002	Dawson Brown	Luke Smith	29-22	Tech never leads until 12th, Battle back from two UL leads in extras; Jenkins walkoff 2B
5/29	NC State@	L	1-8	4,960	Marquis Grissom, Jr.	Sam Highfill	29-23	Jackets trail early; Tech has HR overturned via replay; held to just four hits
6/4	Indiana State^	W	7-6	3,055	Josiah Siegel	Connor Fenlong	30-23	Tech down 6-2 in 7th, rally off 5 runs in B7; Reid 3-4, Jenkins 2-3; Bartnicki save
6/5	No. 4 Vanderbilt^	L	3-4	3,294	Marquis Grissom, Jr.	Jack Leiter	30-24	Tech allows four unearned runs on three errors; Parada HR, Compton 2R HR in ninth
6/6	Indiana State^	W	9-0	2,775	Andy Archer	Connor Cline	31-24	Archer throws CG shutout with 7 K's; Tech has 5 HR's; Compton has two HR
6/6	No. 4 Vanderbilt^	L	11-14 (11)	3,257	Josiah Siegel	Luke Murphy	31-25	Huff first start; Reid had 4 RBI; Compton ties game with 2-out HR in 9th; Tech had 4 HR

[ ] game in doubleheader
( ) extra inning game
* ACC games
@ ACC Tournament
^ NCAA Tournament (Nashville, Tenn.)

2021 OVERALL SEASON STATISTICS

RECORD: 31-25 HOME: 15-13 AWAY: 13-9 NEUTRAL: 3-3 ACC: 21-15

BATTING

Player	AVG	GP	GS	AB	R	H	2B	3B	HR	RBI	TB	SLG%	BB	HBP	SO	GDP	OB%	SF	SH	SB	ATT	PO	A	E	FLD%
Kevin Parada	.318	52	51	220	42	70	20	2	9	42	121	.550	17	5	41	3	.379	1	0	1	2	420	32	8	.983
Luke Waddell	.309	56	56	230	41	71	12	1	8	33	109	.474	30	10	16	2	.402	6	1	5	8	81	136	8	.964
Justyn-Henry Mallo	.308	56	55	208	53	64	17	1	11	43	116	.558	46	3	40	5	.436	2	0	4	5	35	72	18	.856
Andrew Jenkins	.302	45	40	159	32	48	12	1	9	34	89	.560	10	13	46	3	.382	4	0	2	3	222	15	4	.983
Drew Compton	.294	53	47	187	41	55	10	1	13	37	106	.567	27	4	57	2	.393	1	0	0	0	173	13	3	.984
Tres Gonzalez	.279	56	56	204	39	57	16	1	3	27	84	.412	44	7	42	3	.422	1	3	5	6	126	6	1	.992
Stephen Reid	.263	49	48	198	29	52	11	0	9	42	90	.455	13	0	60	1	.304	3	0	0	0	53	2	1	.982
Jake DeLeo	.254	54	46	181	26	46	8	1	2	22	62	.343	14	1	39	6	.308	2	1	5	6	83	4	3	.967
Austin Wilhite	.249	53	51	169	30	42	11	0	2	19	59	.349	22	7	56	2	.357	1	2	5	8	103	132	5	.979

Jamie Taylor	.500	5	0	4	0	2	0	1	0	1	4	1.000	1	0	0	1	.600	0	0	0	0	1	0	0	1.000
Tervell Johnson	.500	3	0	2	0	1	0	0	0	0	1	.500	1	0	1	0	.667	0	0	0	0	0	0	0	.000
Cameron Turley	.308	12	3	13	3	4	2	0	0	2	6	.462	2	1	4	0	.438	0	2	0	0	60	0	0	1.000
John Anderson	.277	18	10	47	9	13	1	0	4	10	26	.553	4	0	16	0	.321	2	0	0	0	1	2	1	.750
Brad Grenkoski	.264	30	13	53	6	14	2	0	2	10	22	.415	4	2	18	0	.333	1	0	2	2	36	2	1	.974
Charlie Benson	.250	7	0	4	3	1	1	0	0	2	2	.500	0	0	2	0	.250	0	0	0	0	1	0	0	1.000
Colin Hall	.229	20	19	70	13	16	2	2	0	8	22	.314	12	0	15	0	.337	1	0	1	1	50	1	2	.962
Hank Thomas	.182	10	1	11	1	2	1	0	0	1	3	.273	0	0	5	0	.182	0	0	0	0	4	0	1	.800
Jadyn Jackson	.167	15	0	12	2	2	0	0	0	1	2	.167	1	0	5	0	.231	0	0	0	0	4	8	0	1.000
Jake Holland	.158	15	8	38	4	6	1	1	1	6	12	.316	4	0	17	1	.238	0	0	0	0	47	4	2	.962
Dylan Strickland	.000	1	0	0	1	0	0	0	0	1	0	.000	1	0	0	0	1.000	0	0	0	0	0	0	0	.000
Totals	**.282**	**56**	**56**	**2010**	**375**	**566**	**127**	**12**	**73**	**341**	**936**	**.466**	**253**	**53**	**480**	**29**	**.372**	**25**	**9**	**30**	**41**	**1512**	**479**	**72**	**.965**
Opponents	**.267**	**56**	**56**	**1968**	**362**	**526**	**112**	**14**	**67**	**329**	**867**	**.441**	**290**	**79**	**512**	**27**	**.380**	**20**	**21**	**63**	**76**	**1497**	**509**	**59**	**.971**

LOB - Team (478), Opp (504). DPs turned - Team (39), Opp (41). IBB - Team (2), Gonzalez, T 1, Compton, D 1, Opp (10).

Picked off - Gonzalez, T 1, Reid, S 1.



2021 OVERALL SEASON STATISTICS

RECORD: 31-25 HOME: 15-13 AWAY: 13-9 NEUTRAL: 3-3 ACC: 21-15

PITCHING

Player	ERA	W	L	APP	GS	CG	SHO	CBO	SV	IP	H	R	ER	BB	SO	2B	3B	HR	BF	B/Avg	WP	HBP	BK	SFA	SHA
Brant Hurter	3.90	5	4	15	15	0	0	0	0	85.1	85	44	37	19	83	13	2	10	336	.253	11	17	0	3	3
Andy Archer	4.80	5	5	15	14	1	1	1	0	75.0	73	48	40	36	77	19	2	9	297	.246	3	8	1	1	2
Sam Crawford	6.00	3	4	18	10	0	0	0	0	51.0	59	39	34	19	37	12	1	10	208	.284	1	4	1	1	4
Luke Bartnicki	6.00	2	2	28	0	0	0	0	7	42.0	47	32	28	22	41	12	0	2	159	.296	2	5	1	1	3

Zach Maxwell	3.09	2	2	24	0	0	0	1	3	32.0	20	14	11	41	56	3	0	2	108	.185	9	4	0	2	5
Josiah Siegel	3.77	2	1	17	1	0	0	0	1	28.2	26	13	12	14	22	6	2	2	104	.250	2	1	0	1	1
Dawson Brown	4.40	2	0	14	0	0	0	0	0	14.1	19	7	7	10	12	2	1	4	57	.333	5	5	1	1	0
Austin Wilhite	4.50	0	0	3	0	0	0	0	0	2.0	3	1	1	0	2	1	0	0	8	.375	0	1	0	1	0
Marquis Grissom, Jr.	5.58	1	3	9	7	0	0	0	1	30.2	29	23	19	20	31	7	1	4	119	.244	3	5	0	0	0
Joseph Mannelly	5.81	2	0	18	0	0	0	0	0	31.0	31	21	20	18	33	5	1	7	118	.263	7	4	0	1	0
Brody Westbrooks	6.43	0	0	6	0	0	0	0	0	7.0	12	5	5	3	6	4	2	1	30	.400	0	1	0	0	1
Dalton Smith	6.51	2	2	22	5	0	0	0	1	37.1	37	29	27	22	36	6	2	4	148	.250	4	6	0	3	0
Jackson Finley	6.75	2	0	5	0	0	0	0	1	8.0	12	7	6	0	14	6	0	0	34	.353	2	2	1	0	0
Hugh Chapman	8.10	0	0	13	0	0	0	0	0	13.1	12	12	12	15	13	1	0	3	51	.235	2	4	0	0	0
Chance Huff	9.99	1	0	20	1	0	0	0	2	24.1	32	28	27	19	22	6	0	3	100	.320	9	3	1	2	0
Ben King	10.38	1	0	7	0	0	0	0	0	4.1	4	5	5	9	9	3	0	0	15	.267	0	2	0	0	2
John Medich	12.71	1	0	11	0	0	0	0	0	11.1	12	17	16	12	15	3	0	4	45	.267	7	5	0	1	0
Cort Roedig	15.63	0	2	7	3	0	0	0	0	6.1	12	15	11	10	3	3	0	2	30	.400	1	2	1	2	0
Will Shirah	99.00	0	0	1	0	0	0	0	0	0.0	1	2	2	1	0	0	0	0	1	1.000	0	0	0	0	0
Totals	**5.71**	**31**	**25**	**56**	**56**	**1**	**2**	**1**	**16**	**504.0**	**526**	**362**	**320**	**290**	**512**	**112**	**14**	**67**	**1968**	**.267**	**68**	**79**	**7**	**20**	**21**
Opponents	**5.84**	**25**	**31**	**56**	**56**	**1**	**3**	**3**	**14**	**499.0**	**566**	**375**	**324**	**253**	**480**	**127**	**12**	**73**	**2010**	**.282**	**62**	**53**	**6**	**25**	**9**

PB - Team (9), Holland, J 5, Parada, K 4, Opp (12). Pickoffs - Team (3), Siegel, J 1, Crawford, S 1, Bartnicki, L 1, Opp (2). SBA/ATT - Parada, K (52-59), Bartnicki, L (13-16), Hurter, B (9-11), Holland, J (9-10), Huff, C (8-8), Archer, A (6-7), Chapman, H (4-6), Crawford, S (5-6), Smith, Dal (5-5), Mannelly, J (4-4), Siegel, J (1-3), Brown, D (2-2), Maxwell, Z (2-2), Grissom, M (2-2), Medich, J (1-1), King, B (0-1), Roedig, C (0-1), Finley, J (1-1).



2021 SEASON LEADERS

BATTING LEADERS

BATTING AVERAGE
1. Kevin Parada .318
2. Luke Waddell .309
3. Justyn-Henry Malloy .308
4. Andrew Jenkins .302
5. Drew Compton .294

HITS
1. Luke Waddell 71
2. Kevin Parada 70
3. Justyn-Henry Malloy 64
4. Tres Gonzalez 57
5. Drew Compton 55

DOUBLES
1. Kevin Parada 20
2. Justyn-Henry Malloy 17
3. Tres Gonzalez 16
4. Andrew Jenkins 12
   Luke Waddell 12

TRIPLES
1. Colin Hall 2
   Kevin Parada 2
3. Eight tied at 1

HOME RUNS
1. Drew Compton 13
2. Justyn-Henry Malloyy 11
3. Kevin Parada 9
   Stephen Reid 9
   Andrew Jenkins 9

RUNS SCORED
1. Justyn-Henry Malloy 53
2. Kevin Parada 42
3. Luke Waddell 41
   Drew Compton 41
5. Tres Gonzalez 39

RUNS BATTED IN
1. Justyn-Henry Malloy 43
2. Kevin Parada 42
   Stephen Reid 42
4. Drew Compton 37
5. Andrew Jenkins 34

SLUGGING PERCENTAGE
1. Drew Compton .567
2. Andrew Jenkins .560
3. Justyn-Henry Malloy .558
4. Kevin Parada .550
5. Luke Waddell .474

ON-BASE PERCENTAGE
1. Justyn-Henry Malloy .436
2. Tres Gonzalez .422
3. Luke Waddell .402
4. Drew Compton .393
5. Andrew Jenkins .382

TOTAL BASES
1. Kevin Parada 121
2. Justyn-Henry Malloy 116
3. Luke Waddell 109
4. Drew Compton 106
5. Stephen Reid 90

WALKS
1. Justyn-Henry Malloy 46
2. Tres Gonzalez 44
3. Luke Waddell 30
4. Drew Compton 27
5. Austin Wilhite 22

HIT BY PITCH
1. Andrew Jenkins 13
2. Luke Waddell 10
3. Austin Wilhite 7
   Tres Gonzalez 7
5. Kevin Parada 5

SAC BUNTS
1. Tres Gonzalez 3
2. Austin Wilhite 2
   Cameron Turley 2
4. Jake DeLeo 1
   Luke Waddell 1

SAC FLIES
1. Luke Waddell 6
2. Andrew Jenkins 4
3. Stephen Reid 3
4. John Anderson 2
   Jake DeLeo 2
   Justyn-Henry Malloy 2

TOTAL PLATE APPEARANCES
1. Luke Waddell 277
2. Justyn-Henry Malloy 259
   Tres Gonzalez 259
4. Kevin Parada 243
5. Drew Compton 219

AT BATS
1. Luke Waddell 230
   Kevin Parada 220
3. Justyn-Henry Malloy 208
4. Tres Gonzalez 204
5. Stephen Reid 198

STOLEN BASES
1. Tres Gonzalez 5
   Jake DeLeo 5
   Austin Wilhite 5
   Luke Waddell 5
5. Justyn-Henry Malloy 4

GAMES PLAYED
1. Luke Waddell 56
   Tres Gonzalez 56
   Justyn-Henry Malloy 56
4. Jake DeLeo 54
5. Austin Wilhite 53
   Drew Compton 53

GAME STARTS
1. Luke Waddell 56
   Tres Gonzalez 56
3. Justyn-Henry Malloy 55
4. Kevin Parada 51
   Austin Wilhite 51

FIELDING LEADERS

FIELDING PERCENTAGE
1. Tres Gonzalez .992
2. Drew Compton .984
3. Andrew Jenkins .983
   Kevin Parada .983
5. Stephen Reid .982

CAUGHT STEALING BY
1. Kevin Parada 7
2. Luke Bartnicki 3
3. Brant Hurter 2
   Josiah Siegel 2
   Hugh Chapman 2

PITCHING LEADERS

WINS
1. Brant Hurter 5
   Andy Archer 5
3. Sam Crawford 3
4. Seven tied at 1

LOSSES
1. Andy Archer 5
2. Sam Crawford 4
   Brant Hurter 4
4. Marquis Grissom, Jr. 3
5. Four tied at 2

SAVES
1. Luke Bartnicki 7
2. Zach Maxwell 3
3. Chance Huff 2
4. Four tied at 1

EARNED RUN AVERAGE
1. Brant Hurter 3.90
2. Andy Archer 4.80
3. Sam Crawford 6.00
   Luke Bartnicki 6.00

INNINGS PITCHED
1. Brant Hurter 85.1
2. Andy Archer 75.0
3. Sam Crawford 51.0
4. Luke Bartnicki 42.0

BATTERS STRUCK OUT
1. Brant Hurter 83
2. Andy Archer 77
3. Zach Maxwell 56
4. Luke Bartnicki 41
5. Sam Crawford 37

WALKS ALLOWED
1. Brant Hurter 19
   Sam Crawford 19
3. Luke Bartnicki 22
4. Andy Archer 36

OPPOSING BATTING AVERAGE
1. Andy Archer .246
2. Brant Hurter .253
3. Sam Crawford .284
4. Luke Bartnicki .296

GAMES STARTED
1. Brant Hurter 15
2. Andy Archer 14
3. Sam Crawford 10
4. Marquis Grissom, Jr. 7
5. Dalton Smith 5

GAMES IN RELIEF
1. Luke Bartnicki 28
2. Zach Maxwell 24
3. Chance Huff 19
4. Joseph Mannelly 18
5. Dalton Smith 17


TECH
22
FFICIAL
FIELD
AP OF MLB
my.com
QUATRO

ACC HISTORY/RESULTS

REGULAR SEASON SERIES RESULTS

Year	BC	CU	DU	FSU	UL	MD	MIA	UNC	NCST	ND	PITT	UVA	VT	WAKE	Total	Overall	Division
1980	xx	1-1	0-2	xx	xx	0-2	xx	0-2	2-0	xx	xx	0-2	xx	0-1	3-10	7th	-
1981	xx	0-2	0-2	xx	xx	0-2	xx	0-2	0-2	xx	xx	0-2	xx	1-1	1-13	8th	-
1982	xx	0-2	1-1	xx	xx	2-0	xx	0-2	1-1	xx	xx	2-0	xx	0-2	6-8	5th	-
1983	xx	1-1	1-1	xx	xx	0-2	xx	1-1	1-1	xx	xx	1-1	xx	1-1	6-8	5th	-
1984	xx	0-2	-	xx	xx	1-1	xx	0-2	1-1	xx	xx	1-1	xx	2-0	5-7	5th	-
1985	xx	1-1	1-1	xx	xx	1-1	xx	0-2	1-1	xx	xx	1-1	xx	1-0-1	6-7-1	5th	-
1986	xx	1-1	2-0	xx	xx	2-0	xx	1-1	1-1	xx	xx	2-0	xx	1-1	10-4	2nd	-
1987	xx	3-0	2-1	xx	xx	3-0	xx	3-0	2-1	xx	xx	1-2	xx	3-0	17-4	1st	-
1988	xx	0-3	2-1	xx	xx	1-1	xx	3-0	1-2	xx	xx	2-1	xx	3-0	12-8	3rd	-
1989	xx	1-2	2-0	xx	xx	3-0	xx	1-2	1-2	xx	xx	3-0	xx	2-0	13-6	3rd	-
1990	xx	1-2	3-0	xx	xx	-	xx	2-1	0-3	xx	xx	3-0	xx	0-3	9-9	T-4th	-
1991	xx	1-2	1-2	xx	xx	3-0	xx	1-2	2-1	xx	xx	2-1	xx	2-0	12-8	2nd	-
1992	xx	2-1	2-1	1-2	xx	1-1	xx	3-0	0-3	xx	xx	3-0	xx	2-1	14-9	4th	-
1993	xx	3-0	3-0	1-2	xx	0-1	xx	2-1	2-1	xx	xx	2-1	xx	3-0	16-6	1st	-
1994	xx	1-2	3-0	2-1	xx	2-1	xx	2-1	2-1	xx	xx	3-0	xx	1-2	16-8	T-2nd	-
1995	xx	0-3	3-0	2-1	xx	3-0	xx	1-2	3-0	xx	xx	1-2	xx	3-0	16-8	3rd	-
1996	xx	1-2	2-1	1-2	xx	3-0	xx	0-3	2-1	xx	xx	3-0	xx	1-2	13-11	T3rd	-
1997	xx	1-1	3-0	1-2	xx	3-0	xx	3-0	3-0	xx	xx	2-1	xx	3-0	19-4	1st	-
1998	xx	3-0	3-0	0-3	xx	2-1	xx	1-2	1-2	xx	xx	2-0	xx	2-1	14-9	T-2nd	-
1999	xx	0-3	2-1	1-2	xx	3-0	xx	2-1	2-1	xx	xx	1-2	xx	1-2	12-12	5th	-
2000	xx	2-1	1-2	1-2	xx	3-0	xx	3-0	3-0	xx	xx	3-0	xx	2-1	18-6	1st	-
2001	xx	1-2	2-1	2-1	xx	3-0	xx	1-2	1-2	xx	xx	2-1	xx	1-2	13-11	4th	-
2002	xx	2-1	3-0	0-3	xx	2-1	xx	2-1	3-0	xx	xx	2-1	xx	0-2	14-9	5th	-
2003	xx	0-3	3-0	1-2	xx	3-0	xx	2-1	2-1	xx	xx	3-0	xx	3-0	17-7	2nd	-
2004	xx	3-0	3-0	3-0	xx	3-0	xx	2-1	2-0	xx	xx	0-3	xx	2-1	18-5	1st	-
2005	xx	2-1	3-0	3-0	xx	2-1	2-1	1-2	3-0	xx	xx	0-3	3-0	3-0	22-8	1st	-
2006	1-2	2-1	3-0	3-0	xx	1-2	2-1	2-1	1-2	xx	xx	2-1	2-1	-	19-11	4th	3rd
2007	2-1	1-2	2-1	0-3	xx	3-0	1-2	1-2	3-0	xx	xx	1-1	1-2	-	15-14	7th	4th
2008	3-0	2-1	2-1	0-3	xx	1-2	0-3	1-2	-	xx	xx	2-1	3-0	2-1	16-14	5th	3rd
2009	1-0	1-2	1-2	2-1	xx	3-0	2-1	1-2	-	xx	xx	1-1-1	2-1	3-0	17-10-1	4th	2nd
2010	2-1	3-0	3-0	-	xx	2-1	2-1	3-0	1-2	xx	xx	1-2	1-2	3-0	21-9	2nd	2nd
2011	3-0	1-2	2-1	-	xx	3-0	3-0	2-1	3-0	xx	xx	1-2	2-1	2-1	22-8	T-1st	T-1st
2012	1-2	1-2	2-1	0-3	xx	-	1-2	2-1	1-2	xx	xx	1-2	2-1	1-2	12-18	8th	4th
2013	3-0	1-2	1-2	1-2	xx	-	1-2	2-1	0-3	xx	xx	2-1	2-1	2-1	15-15	7th	4th
2014	-	-	3-0	2-1	xx	1-2	2-1	2-1	1-2	-	0-3	0-3	2-1	1-2	14-16	9th	5th
2015	0-3	2-1	2-1	-	0-3	xx	0-3	1-2	-	2-1	2-1	2-1	2-1	-	13-17	10th	5th
2016	1-2	2-1	1-2	0-3	-	xx	1-2	2-1	1-2	-	1-1	1-2	3-0	-	13-16	9th	4th
2017	-	1-2	1-2	-	0-3	xx	1-2	1-2	-	0-3	3-0	1-2	2-1	1-2	11-19	10th	5th
2018	-	0-3	2-1	2-1	-	xx	3-0	0-3	1-2	-	1-2	1-2	2-1	2-1	14-16	8th	4th
2019	2-1	2-1	2-1	-	2-1	xx	1-2	2-1	-	2-1	2-1	2-1	2-1	-	19-11	2nd	1st
2020*	-	-	-	-	-	xx	-	-	-	-	-	-	2-1	-	2-1	-	-
2021	-	3-0	2-1	1-2	2-1	xx	1-2	2-1	3-0	1-2	1-2	1-2	2-1	2-1	21-15	2nd	1st
	19-12	**53-59**	**80-33**	**30-42**	**4-8**	**63-22**	**23-25**	**61-55**	**57-43**	**5-7**	**10-10**	**64-49-1**	**35-16**	**62-34-1**	**566-415-2**		

xx - not a member of the Atlantic Coast Conference; Regular-season series only. Tournament games not included.
** Season shortened due to Covid-19 pandemic*

ALL-TIME SERIES RECORDS VERSUS ALL ACC TEAMS

Opponent	Overall	In ACC*	At Russ Chandler Stadium	ACC Tournament	Under Danny Hall	First Meeting	Last Meeting
Boston College	20-13	20-13	10-3	1-1	20-13	2006	2019
Clemson	114-116-3	64-78	79-45-2	11-17	44-50	1902	2021
Duke	99-40	89-36	52-17	9-3	67-45	1903	2021
Florida State	48-77	40-49	22-30	9-7	38-44	1959	2021
Louisville	6-10	5-8	2-4	1-0	6-8	1976	2021
Maryland ^	*73-26*	*68-24*	*43-6*	*5-2*	*48-11*	*1921*	*2014*
Miami	41-63-2	27-29	20-23	4-4	32-42	1958	2021
North Carolina	80-69	71-61	41-33	10-6	48-39	1901	2021
NC State	78-59	71-56	37-16	14-13	48-41	1921	2021
Notre Dame	12-11	6-7	10-6	1-0	9-7	1924	2021
Pittsburgh	10-11	10-11	8-4	0-1	10-11	2014	2021
Virginia	77-60-2	71-54-1	42-21-2	7-5	44-51-1	1924	2021
Virginia Tech	39-20	35-16	23-10	0-2	38-18	1980	2021
Wake Forest	77-45-1	72-39-1	45-17	10-5	46-27	1898	2021
Totals	**774-620-8**	**649-481-2**	**434-235**	**82-66**	**498-407-1**		

**Record as a member of the ACC vs. members of the ACC (includes all games since 1980)*
NOTE: Georgia Tech became eligible for ACC Championship in 1980; Florida State (1992); Miami and Virginia Tech (2005); Boston College (2006); Pittsburgh and Notre Dame (2014); Louisville (2015).
^ Maryland left the league following the 2014 season

ACC TOURNAMENT BOX SCORES

GEORGIA TECH'S ALL-TIME ACC TOURNAMENT RECORD: 82-66 (.562)

Preliminary Rounds/Pool Play: 73-61 (.555); 40 appearances
Championship Game: 9-4 (.692); 13 appearances
Tournament Titles: 1985, 1986, 1987, 1988, 2000, 2003, 2005, 2012, 2014

1980

Raleigh, N.C.
Doak Field
(Single-elimination)

Georgia Tech. 2 9 1
Maryland 9 13 1
Jim Thorsten, Mike Gentry (5) and Danny Watkins; Pete Sinopoli and Steve Jordan. HR-Gary Newsom (GT), John Brisee (M). W-Sinopoli. L-Thorsten.
First-round game played at Shipley Field, College Park, Md.

1981

Chapel Hill, N.C.
Boshamer Stadium

Georgia Tech. 6 14 3
Clemson. 7 11 3
10 innings
Richard O'Brien, Jim Thorsten (7), Alan Walker (8), Chuck Moore (10) and Greg Woodward; Jeff Gilbert, Greg Guin (7) and Coe Brier, David Lemaster (8). W-Guin. L-Walker. HR-Guin (C).

Virginia. 2 7 1
Georgia Tech. 5 9 4
Doug Erbaugh, Ken Smither (1), Jeremy Peizer (8) and Mel Barbee; Stu Rogers and Greg Woodward. W-Rogers. L-Smither. HR-Rick Lockwood (GT), Tommy Thompson (GT), Danny Watkins (GT).

Georgia Tech. 6 9 6
N.C. State. 9 13 3
Jim Thorsten, Mike Gentry (2), Eric Perry (4), Chuck Moore (4), Alan Walker (6), and Greg Woodward; Mike Pesavento, Jim Rivera (5), and Pat Sheehy. W-Rivera. L-Walker. HR-David Trapani (GT), Chuckie Canady (NCS).

1982

Chapel Hill, N.C.
Boshamer Stadium

Georgia Tech. 5 6 1
N.C. State. 1 2 1
Stu Rogers and Greg Woodward; Joe Plesac, Jim Rivera (5) and Jim Toman. W-Rogers. L-Plesac. HR-Rick Lockwood (GT), Tracy Black (NCS).

Clemson. 16 16 0
Georgia Tech. 2 4 4
Jimmy Key, Bill Wolff (9) and Coe Brier, Steve Van Dyke (5); Alan Walker, Richard O'Brien (8), Brad Stuart (8), Jeff Waller (9), Joe Todd (9), Mike Stanford (9) and Greg Woodward. W-Key. L-Walker. HR-Craig Roberson (C).

Georgia Tech. 6 9 3
Wake Forest 8 9 2
John Jett, Richard O'Brien (7) and Greg Woodward; Scott Harrison, Frank Warner (8) and David Couch. W-Harrison. L-Jett. SV-Warner. HR-Bill Ruffner (WF) 2, Brian Greif (WF), Bill Merrifield (WF).

1983

Chapel Hill, N.C.
Boshamer Stadium

Georgia Tech. 7 3 3
N.C. State. 10 14 2
Stu Rogers, George Shirilla (8) and Greg Woodward; Dan Plesac, David Hall (9) and Jim Toman. W-Plesac. L-Rogers. HR-Toman (NCS).

Virginia. 8 17 1
Georgia Tech. 1 8 7
John Kampschror and Jack Murray; Jeff Distasio, Keith Fleming (7) and Greg Woodward. W-Kampschror. L-Distasio. HR-Kevin Clarke (V).

1984

RUNNER-UP
Durham, N.C.
Durham Athletic Park

Georgia Tech. 0 3 3
Maryland 4 10 3
Stu Rogers and Jeff Mons; Mike Romanovsky and Tom Weider. W-Romanovsky. L-Rogers.

Wake Forest 3 10 1
Georgia Tech. 4 12 2
12 innings
Jeff Mnick, Leo Leitner (9) and David Couch; Rob Beistline, Keith Fleming (10) and Jeff Mons. W-Fleming. L-Leitner. HR-Mike Wilcox (WF), Kyle Caddell (WF).

Georgia Tech. 8 17 1
Duke 4 6 1
10 innings
John Horn, Keith Fleming (8), Mike Stanford (9) and Jeff Mons; Andrew Penrod, Mark Sikorski (8), Dave Coughenour (10) and Tom Decker. W-Stanford. L-Sikorski. HR-Chuck Maisano (GT), Ron Bianco (D).

N.C. State. 3 9 0
Georgia Tech. 5 6 1
Mike Pesavento and Doug Davis; Stu Rogers and Jeff Mons. W-Rogers. L-Pesavento. HR-Tracy Black (NCS), Scott Jordan (GT).

Championship Game

North Carolina. 9 12 0
Georgia Tech. 4 11 7
Doug Torborg, Bob Mulligan (6), Gordon Douglas (7) and Matt Merullo; Kevin Brown, George Shirilla (4), Mike Stanford (9), Keith Fleming (9) and Jeff Mons. W-Torborg. L-Brown. SV-Douglas. HR-Devy Bell (NC), Scott Johnson (NC), Glenn Liacouras (NC), B.J. Surhoff (NC), Steve Newbern (GT), Scott Jordan (GT).

1985

*****CHAMPIONS*****
Atlanta, Ga.
Russ Chandler Stadium

Georgia Tech. 23 27 1
N.C. State. 11 22 4
Kevin Brown, Rob Beistline (6), Roger Roddy (9) and Jeff Mons, Pete Stephens (8); Paul Grossman, Mike Schopp (2), Greg Solomon (3), Joe Maciejewski (3), Mark Sigmon (7), Brian Wagoner (9) and Jim McNamara. W-Brown. L-Grossman. HR-Scott Jordan (GT) 2, Pete Geist (GT), Andrew Fava (NCS), Mick Billmeyer (NCS), Turtle Zaun (NCS).

Georgia Tech. 15 14 1
Wake Forest 11 17 2
Keith Fleming, Rob Beistline (7) and Jeff Mons; Jeff Mnick, Mike Featherstone(4), Keith Ksansnak (8) and Emmett Walsh. W-Fleming. L-Mnick. HR-Scott Jordan (GT), Nick Chmil (WF).

Clemson. 9 12 6
Georgia Tech. 12 11 2
John Pawlowski, John Burnett (7), Steve Currier (8), Jeff Fisher (8), Bill Steele (8) and Bert Heffernan; Roger Kinard, Roger Roddy (6), George Shirilla(6), John Stewart (9) and Jeff Mons, Pete Stephens (7). W-Shirilla. L-Fisher. HR-Heffernan (C).

Georgia Tech. 8 11 0
Maryland 2 8 2
John Horn and Jeff Mons; Erik Weisskopf, Thom Tryon (6) and Charlie Laird. W-Horn. L-Weisskopf. HR-Jamie Sims (GT), Mons (GT), Rick Wilson (M).

Championship Game

Clemson. 5 11 0
Georgia Tech. 7 13 1
Oliver Whitaker, Jeff Fisher (8) and Bert Heffernan; Kevin Brown and Jeff Mons, Pete Stephens (9). W-Brown. L-Whitaker. HR-Scott Dillon (C), K.G. White (GT).

1986

*****CHAMPIONS*****
Durham, N.C.
Durham Athletic Park

Maryland 5 8 2
Georgia Tech. 7 8 4
Bruce Ford, Rich Smith (9) and Preston Warner; Jeff Distasio, Roger Roddy (4), Jim Poole (4), Keith Fleming (6) and Jeff Mons. HR-Distasio (GT). W-Fleming. L-Ford.

Clemson. 5 11 3
Georgia Tech. 16 17 3
Oliver Whitaker, Scott Welch (3), John Burnette (6) and Bert Heffernan, Joey Rowland (7); Kevin Brown, Jim Poole (7), John Stewart (9) and Jeff Mons. W-Brown. L-Whitaker. HR-Steve Baucom (C) 2, Mike Fowler (GT), Jeff Distasio (GT) 2, Pat McGuire (GT).

Georgia Tech. 7 11 1
N.C. State. 3 2 2
Roger Kinard, Jim Poole (7), Keith Fleming (8) and Jeff Mons; Jeff Hartsock and Jim McNamara. W-Kinard. L-Hartsock. SV-Fleming. HR-Riccardo Ingram (GT), Frank Bolick (GT).

Georgia Tech. 9 9 3
North Carolina. 7 11 2
Todd Shiver, Jim Poole (8) and Jeff Mons; Doug Torborg, Todd Kopczynski (4), Tim Kirk (4) and Matt Merullo. W-Shiver. L-Kopczynski. SV-Poole. HR-Ty Griffin (GT), Jeff Distasio (GT), Mike Fowler (GT), Frank Bolick (GT), Howard Freiling (NC), Matt Merullo (NC).

Championship Game

N.C. State. 6 8 3
Georgia Tech. 9 11 1
Brad Rhodes, Eddie McClendon (1), Larry Price (5) and Jim McNamara; Scott Erwin, John Stewart (3), Keith Fleming (7) and Jeff Mons. W-Stewart. L-Price. SV-Fleming. HR-Bill Klenoshek (NCS), Andrew Fava (NCS), K.G. White (GT), Jeff Distasio (GT), Riccardo Ingram (GT).

1987

*****CHAMPIONS*****
Greenville, S.C.
Municipal Stadium

Duke 1 4 3
Georgia Tech. 3 9 1
Don Fowler and Rich Beviglia; Todd Shiver and Brian Fleury. W-Shiver. L-D. Fowler. HR-Mike Fowler (GT).

Georgia Tech. 4 11 0
N.C. State. 5 10 1
Roger Kinard, John Davis (9) and Brian Fleury, David Ivester (6); Preston Woods, Mark Wendel (3), Larry Price (9) and Bobby Russell. W-Price. L-Kinard. HR-Turtle Zaun (NCS).

Georgia Tech. 5 8 1
Wake Forest 3 6 4
Sam Drake, Jim Poole (9) and David Ivester; Craig Gourlay and Anthony Maisano. W-Drake. L-Gourlay. HR-Carl Sitler (GT).

Clemson. 1 11 1
Georgia Tech. 7 8 1
Bill Steele, Doug Marchal (5), Mike Huggins (6), Scott Welch (7) and Bert Heffernan; Todd Shiver, Jim Poole (8) and David Ivester. W-Shiver. L-Steele. HR-Carl Sitler (GT).

Championship Game

N.C. State. 0 5 2
Georgia Tech. 6 9 0
Brad Rhodes, Eddie McClendon (4), Mark Wendel (6) and Bill Klenoshek; Roger Kinard and David Ivester. W-Kinard. L-Rhodes.

ACC TOURNAMENT BOX SCORES

1988

CHAMPIONS
Greenville, S.C.
Municipal Stadium

Wake Forest 3 6 2
Georgia Tech. 4 8 1
Buddy Jenkins, Frank Humber (8) and Greg Cox; Scott Erwin, Jim Poole (8) and David Ivester. W-Poole. L-Jenkins. HR-Sean Gallaher (WF).

Georgia Tech. 8 13 1
N.C. State 5 6 4
John Davis, Joe Wise (5), Jim Poole (9) and David Ivester; Brad Rhodes, Don Clawson (3), Larry Price (6) and Bill Klenoshek. W-Wise. L-Rhodes. HR-Marty Durkin (GT), Ty Griffin (GT), Bryn Kosco (NCS).

Georgia Tech. 3 7 2
North Carolina 5 9 2
Sam Drake, Jon George (5) and David Ivester; Jim Dougherty, Rich Fernandez (9) and Jesse Levis. W-Dougherty. L-Drake. SV-Fernandez.

Virginia. 4 9 4
Georgia Tech. 5 11 1
Doug Johns, Mike Brennan (5), Todd Vick (6), Mark McMillan (7) and Mike Marrale; Doug Creek, Joe Wise (7), Jim Poole and David Ivester (9). W-Creek. L-Johns. SV-Poole. HR-Chris Kughn (V).

Championship Game
North Carolina 2 6 1
Georgia Tech. 6 12 2
Michael Hoog, Scott Lodgek (4), Kreg Gresham (4), Dave Arendas (7) and Jesse Levis; Scott Erwin, Jim Poole (9) and David Ivester. W-Erwin. L-Hoog. SV-Poole. HR-Ty Griffin (GT), Billy Parham (GT).

1989

Greenville, S.C.
Municipal Stadium

Virginia. 0 4 1
Georgia Tech. 3 5 2
David Sammons and John McCrory; Scott Erwin and Jon Anderson. W-Erwin. L-Sammons.

Clemson. 9 8 2
Georgia Tech. 3 5 4
Brian Faw, Jerome Santivasci (2), Tim Peele (8) and Mike Couture; Doug Creek, Mike Hostetler (8), Kevin Hilton (8) and Jon Anderson. W-Santivasci. L-Creek. HR-Joe DeBerry (C), Henry Threadgill (C).

Georgia Tech. 3 8 0
Wake Forest 5 10 2
Sam Drake, John Davis (3) and Jon Anderson; Chan Crane, Frank Humber (4) and Greg Cox. W-Humber. L-Drake.

1990

Greenville, S.C.
Municipal Stadium

Georgia Tech. 3 9 1
Wake Forest 1 6 0
Mike Hostetler and Paul Mears; Mike Buddie, Paul Reinisch (8) and Ross Restuccio. W-Hostetler. L-Buddie. HR-Ron Raper (GT).

North Carolina 9 13 1
Georgia Tech. 4 7 3
Michael Hoog, Paul Shuey (6) and Rich Griffith; Doug Creek, Joe Wise (8) and Paul Mears. W-Shuey. L-Creek.

Georgia Tech. 6 9 3
N.C. State 10 11 0
John Davis, Brett Colson (5), Mark Pisciotta (8) and Paul Mears; Michael Butler, Jimmy Holland (3), Brian Bark (8) and J.J. Picollo. W-Holland. L-Davis. SV-Bark. HR-Anthony Maisano (GT).

1991

RUNNER-UP
Greenville, S.C.
Municipal Stadium

Duke 7 12 1
Georgia Tech. 9 13 1
John Courtright, Mike Kotarski (8) and David Williams; Doug Creek, Brent Colson (9) and Jason Varitek. W-Creek. L-Courtright. SV-Colson. HR-Ryan Jackson (D), David Norman (D), Michael Wolff (GT), Andy Bruce (GT).

Georgia Tech. 9 13 1
Virginia. 3 6 7
Mark Pisciotta and Jason Varitek, Paul Mears (9); Todd Fiegel, Frank Lankford (5), Dave Devane (8) and Kevin O'Sullivan, Marc Taglieri (9). W-Pisciotta. L-Fiegel.

Georgia Tech. 5 9 2
Clemson. 6 14 0
Brent Colson, Billy Harris (7) and Jason Varitek; Paxton Briley, Chet Kendall (6), Scott Miller (7), Mike Holtz (7), Eric Bradford (8), Tim Peele (8) and Jim Anderson. HR-Michael Spiers (C). W-Peele. L-Harris.

N.C. State. 3 9 0
Georgia Tech. 4 11 1
Jeff Pierce, Steve Shingledecker (9), Jason Smith (9) and Jimmy Holland; Doug Creek, Brett Binkley (6), Chris Myers (9) and Jason Varitek. W-Myers. L-Shingledecker. HR-Pierce (NCS), Michael Wolff (GT).

1991 Championship Game
Clemson. 24 22 4
Georgia Tech. 8 8 4
Jason Angel, Mike Holtz (8), John Pawlowski (9) and Mike Lockhart; Chris Myers, Billy Harris (4), Kevin Hilton (5), Mike Reynolds (5), Doug Kenney (8) and Jason Varitek, Paul Mears (4). W-Angel. L-Myers. HR-Jim Crowley (C), Eric Macrina (C), Joe DeBerry (C), Michael Wolff (GT).

1992

Greenville, S.C.
Municipal Stadium

North Carolina 4 11 1
Georgia Tech. 5 13 1
Brian Willman and Donnie Leshnock. Brent Colson, Brett Binkley (8) and Jason Varitek. W-Colson. L-Willman. SV-Binkley.

Georgia Tech. 4 10 1
N.C. State 7 6 0
Brad Rigby, Michael Jerzembeck (4), Mike Martin (7) and Jason Varitek. Terry Harvey, Jamie Wolkosky (9), Mark Bogle (9) and Greg Almond. W-Harvey. L-Rigby. HR-Paul Borawski (NCS), Vinny Hughes (NCS) 2, Michael Smith (GT).

Duke 3 9 3
Georgia Tech. 7 10 1
Jack Zarinsky, Mike Kotarski (3), Tony Runion (8), Phil Harrell (9) and Matt Harrell. David Albert, Brett Binkley (9) and Jason Varitek. W-Albert. L-Zarinsky. SV-Binkley. HR-Matt Harrell (D).

Georgia Tech. 4 11 1
Clemson. 5 9 3
Al Gogolin, Brett Binkley (6), Chris Myers (8) and Jason Varitek. Andy Taulbee (C), Eric Bradford (7), Aaron Jersild (8) and Andy Monin. W-Jersild. L-Binkley.

1993

Greenville, S.C.
Municipal Stadium

Maryland 0 4 2
Georgia Tech. 6 10 0
Steve Paasch and Fella Dolby. Brad Rigby, Chris Myers (7) and Jason Varitek. W-Rigby. L-Paasch. HR-David Newhan (GT).

Georgia Tech. 8 12 3
Clemson. 9 11 1
David Albert, Mike Martin (4), Chris Myers (8) and Jason Varitek. Jeff Keppen, Andy Taulbee (7), Scott Winchester (9) and Chris Carter. W-Keppen. L-Albert. SV-Winchester. HR-Scott McIntyre (GT), Chris Carter (C), Jeff Miller (C), Shane Monahan (C), Jason Varitek (GT).

Georgia Tech. 2 8 1
Florida State 5 8 2
Al Gogolin, Brett Binkley (8) and Jason Varitek. John Wasdin, John Nedeau (9) and Mike Martin. W-Wasdin. L-Gogolin. SV-Nedeau. HR-Mike Schmitz (FSU).

1994

Greenville, S.C.
Municipal Stadium

North Carolina. 4 11 2
Georgia Tech. 7 10 0
Sean Murphy, Thad Chrismon (8) and Manny DaSilva. Brad Rigby and Jason Varitek. W-Rigby. L-Murphy. HR-DaSilva (NC).

Georgia Tech. 6 11 0
Wake Forest 0 8 1
Al Gogolin and Jason Varitek. Bobby Rodgers, Todd Jenkins (9), Bobby Wood (9) and Kyle Wagner. W-Gogolin. L-Rodgers.

Clemson. 9 11 2
Georgia Tech. 6 10 0
Kris Benson, Ken Vining (2) and Mike Eydenberg. Shane McGill, Chris Myers (5) and Jason Varitek. W-Vining. L-McGill. HR-Brandon Hensley (GT), Andy Monin (C).

Georgia Tech. 3 9 2
N.C. State 11 16 0
Tucker Barr, Geoff Duncan (5), Matt Saier (8) and Jason Varitek. Corey Lee, Pork Wallech (8) and Robby Lasater. W-Lee. L-Barr. HR-Pat Clougherty (NCS), Nomar Garciaparra (GT), Larry Edens (NCS), Tom Sergio (NCS).

1995

Greenville, S.C.
Municipal Stadium

N.C. State. 9 7 1
Georgia Tech. 5 13 3
12 innings
Terry Harvey, Mike Cronemeyer (11) and Rob Lasater. Kris Wilson, Matt Saier (8) and Tucker Barr. W-Cronemeyer. L-Saier. HR-Tony Ellison (NCS) 3, Ryan Ritter (GT).

Georgia Tech. 3 9 2
Virginia. 2 4 1
David Elder, Tucker Barr (9) and Tucker Barr, Brandon Hensley (9). Seth Greisinger and Justin Counts. W-Elder. L-Greisinger. S-Barr.

North Carolina 12 14 3
Georgia Tech. 9 7 3
Jim Wallace, Ethan Stein (4), Thad Chrismon (8) and Josh Rowell. Rich Thieme, Matt Saier (7), Jase Wrigley (9) and Tucker Barr. W-Stein. L-Thieme. S-Chrismon. HR-Antawan Smith (NC), Tyrone Brown (NC), Tucker Barr (GT).

1996

Durham, N.C.
Durham Bulls
Athletic Park

North Carolina 9 10 2
Georgia Tech. 13 12 2
Jim Wallace, Michael Horney (5), A.Y. Yoder (6), Corey Richardson (8) and Josh Rowell. David Elder, L.J. Yankosky (9) and Tucker Barr. W-Elder. L-Richardson. HR-Richie Grimsley (NC), Jarrett Shearin (NC), Tucker Barr (GT) 2, Scott Byers (GT), Mark Fischer (GT), Adam Leggett (GT).

Georgia Tech. 1 6 4
Clemson. 6 9 2
Jase Wrigley, Scott Prather (6), Kris Wilson (7), Rich Thieme (8), Geoff Duncan (8) and Tucker Barr. Billy Koch, Brian Matz (7) and Will Duffie. W-Koch. L-Wrigley. S-Matz.
Game played at Boshamer Stadium in Chapel Hill, N.C.

N.C. State. 1 3 1
Georgia Tech. 6 7 0
Mike Rambusch, Brian Fields (7), Dustin Baker (7) and Marty Bourgon. Chuck Crowder and Tucker Barr. W-Crowder. L-Rambusch. HR-Marty Bourgon (NCS).

Georgia Tech. 4 7 2
Virginia. 8 11 3
Shane McGill, Carlos Cason (6), Rich Thieme (7), Geoff Duncan (7) and Tucker Barr. Craig Zaikov, Andrew Lee (8) and Justin Counts. W-Zaikov. L-McGill. HR-Mark Fischer (GT), Pat Bransford (V) 2, Symmion Willis (V).

1997

St. Petersburg, Fla.
Al Lang Stadium

North Carolina. 6 9 4
Georgia Tech. 7 10 6
Mike Bynum, Jim Wallace (6), Scott McAllister (6) and Greg Donohue. Kris Wilson, Jase Wrigley (8) and Eric McQueen. W-Wrigley. L-McAllister.

Georgia Tech. 4 9 2
Clemson. 7 10 1
David Elder, Chuck Crowder (7), Jase Wrigley (8) and Eric McQueen. Matt White, Scott Clackum (7) and Matthew LeCroy. W-White. L-Elder. S-Clackum.

Duke 5 3 0
Georgia Tech. 3 3 1
Richard Dishman, Vaughn Schill (9) and Gregg Maluchnik. L.J. Yankosky, Jase Wrigley (8), Rich Thieme (9) and Eric McQueen. W-Dishman. L-Yankosky.

1998

Durham, N.C.
Durham Bulls
Athletic Park

Duke 4 12 1
Georgia Tech. 0 4 2
Stephen Cowie and Gregg Maluchnik. Scott Prather, Simon Young (6), Jase Wrigley (7) and Bryan Prince. W-Cowie. L-Prather. HR-Ed Conrey (D).

Clemson. 6 7 3
Georgia Tech. 10 8 2
Ryan Mottl, Mike Proto (5) and Derek Borgert. Chuck Crowder, Jeff Bien (9), Cory Vance (9) and Eric McQueen. W-Crowder. L-Mottl. HR-Bradley LcCroy (C).

Georgia Tech. 1 4 0
Wake Forest 2 6 1
L.J. Yankosky, Simon Young (8), Jase Wrigley (8) and Eric McQueen. Eric Schmitt and Andrew Riepe. W-Schmitt. L-Yankosky. HR-Jahmal Overton (GT).

ACC TOURNAMENT BOX SCORES

1999

Durham, N.C.
Durham Bulls Athletic Park

Georgia Tech. 15 18 1
North Carolina 4 4 6
Chuck Crowder, Kevin Cameron (7), Brad Busbin (8), Jesse Thompson (9) and Eric McQueen, Adam Blue (9). Ryan Snare, Corey Richardson (2), Michael Horney (5), B.J. Finnerty (7) and Dan Moylan, Ryan Blake (9). W-Crowder. L-Snare. HR-Stephen Donaghey (GT).

Florida State 7 12 1
Georgia Tech. 3 11 2
Blair Varnes, Chris Chavez (7) and Jeremiah Klosterman. Cory Vance, Andy Mitchell (7) and Eric McQueen. W-Varnes. L-Mitchell.

Georgia Tech. 6 10 2
N.C. State 9 10 3
Ben Sheeter, Steve Kelly (3), Rhett Parrott (5), Andy Mitchell (8) and Eric McQueen. Grant Dorn, Mike Sollie (7) and Dan Mooney. W-Dorn. L-Sheeter. S-Sollie. HR-Bryan Prince (GT).

2000

CHAMPIONS
Fort Mill, S.C.
Knights Stadium

Duke 3 7 1
Georgia Tech. 9 14 5
Kyle Perry, Brad DuPree (2) and Troy Caradonna. Steve Kelly, Kevin Cameron (8), Andy Mitchell (9) and Bryan Prince. W-Kelly. L-Perry. HR-Wes Goodner (D), Jason Basil (GT), Mark Teixeira (GT).

Wake Forest 3 5 0
Georgia Tech. 6 10 1
Matt Briggs and Dan Conway. Cory Vance and Bryan Prince. W-Vance. L-Briggs. HR-Carlos Brackley (WF), Derik Goffena (GT).

Clemson. 8 12 3
Georgia Tech. 9 10 1
Jarrod Schmidt, Steve Reba (6), Nick Glaser (9) and Brian Ellis. Rhett Parrott, Jeff Watchko (7) and Bryan Prince. W-Watchko. L-Glaser. HR-Mike Calitri (C), Derik Goffena (GT).

Georgia Tech. 10 15 1
Florida State 3 8 4
Philip Perry, Andy Mitchell (8) and Bryan Prince. Jon McDonald, Dave Hodges (5), Robby Read (7), John Bentley (9) and Blair McCaleb and Mike Futrell (9). W-Perry. L-McDonald. HR-Brad Stockton (GT), Jason Basil (GT), Bryan Prince (GT).

2000 Championship Game
Clemson. 4 9 0
Georgia Tech. 8 12 2
Ryan Childs, Matt Additon (7), Thomas Boozer (7), Steve Reba (7), Mike Proto (9). Ben Sheeter, Kevin Cameron (7), Andy Mitchell (8) and Bryan Prince. W-Cameron. L-Additon. S-Mitchell. HR-Patrick Boyd (C), Jason Basil (GT).

2001

Fort Mill, S.C.
Knights Stadium

Duke 2 6 1
Georgia Tech. 16 19 0
Ryan Caradonna, Troy Begley (7), Greg Burke (7), Evan Anderson (8) and Troy Caradonna. Kevin Cameron, Brian Burks (8), Aaron Walker (9) and Bryan Prince and Kevin Gergel (8). W-Cameron. L-Caradonna. HR-Bryan Prince (GT), Jason Basil (GT).

Florida State 5 14 4
Georgia Tech. 6 16 0
10 Innings
Matt Lynch, Trent Peterson (8), Justin Lord (8), Daniel Hodges (10) and Tony Richie. Rhett Parrott, Brian Burks (8), Jeff Watchko (9) and Bryan Prince. W-Watchko. L-Hodges.

Georgia Tech. 3 8 1
Wake Forest 4 7 0
Steve Kelly and Bryan Prince. Kyle Sleeth, Dave Bush (8) and Jason Aquilante. W-Sleeth. L-Kelly. S-Bush. HR-Richard Lewis (GT), Jamie D'Antona (WF), Stephen Ghutzman (WF).

Georgia Tech. 4 10 4
NC State 6 11 1
Philip Perry, Brian Burks (8), Jeff Watchko (8) and Bryan Prince. Josh Blanton, Josh Miller (5) and Colt Morton. W-Miller. L-Burks. HR-Colt Morton (NCS), Joe Gaiette (NCS).

2002

St. Petersburg, Fla.
Florida Power Park

Georgia Tech. 0 7 3
Clemson. 10 11 1
Chris Goodman, Nick Wagner (7), Aaron Walker (7), Jordan Crews (8) and Tyler Parker. Steve Reba, Steven Jackson (9) and Steve Pyzik, Stech Miller (9). W-Reba. L-Goodman. HR-Khalil Greene (C).

Duke 1 6 2
Georgia Tech. 6 8 1
Zach Schreiber, Tim Layden (5) and Troy Caradonna. Kyle Schmidt, Philip Perry (9) and Tyler Parker. W-Schmidt. L-Schreiber. HR-Matt Murton (GT).

North Carolina 8 16 1
Georgia Tech. 10 11 1
Daniel Moore, Carter Harrell (5), Michael Gross (5), Whitley Benson (8) and Chris Iannetta, Ryan Blake (7). Kyle Bakker, Jeff Watchko (5) and Tyler Parker. W-Watchko. L-Harrell. HR-Adam Greenberg (NC), Jeremy Cleveland (NC), Ryan Blake (NC), Jeremy Slayden (GT).

Georgia Tech. 4 6 2
Florida State 7 9 2
Brian Burks, Aaron Walker (5) and Mike Nickeas. Robby Read, Daniel Davidson (6), Daniel Hodges (9) and Tony Richie. W-Read. L-Burks. S-Hodges.

2003

CHAMPIONS
Salem, Va.
Salem Memorial Stadium

Wake Forest 8 15 4
Georgia Tech. 9 9 1
Kyle Sleeth and Steven Malinowski. Micah Owings, Andrew Kown (7), Brian Burks (9) and Mike Nickeas. W-Owings. L-Sleeth. S-Burks. HR-Ryan Johnson (WF), Jeremy Slayden (GT).

Georgia Tech. 0 6 1
NC State 6 12 0
Kyle Bakker, Jeff Watchko (6), Nick Wagner (7), Ryan Self (8) and Mike Nickeas. Nate Cretarolo and Justin Riley. W-Cretarolo. L-Bakker.

Duke 4 11 5
Georgia Tech. 23 25 3
Kevin Thompson, Zach Schreiber (1), Justin Dilucchio (3), Drew Jerdan (6), Blake Walker (8) and Troy Caradonna. Aaron Walker and Andy Hawranick. W-Walker. L-Thompson. HR-Steven Blackwood (GT), Jeremy Slayden (GT), Tyler Greene (GT).

North Carolina 6 10 0
Georgia Tech. 10 9 2
Scott Manshack, Bo Dickerson (4), Jonathan Hovis (6), Matt Danford (8) and Chris Iannetta. Chris Goodman, Nick Wagner (9) and Mike Nickeas. W-Goodman. L-Dickerson.

Georgia Tech. 10 12 2
Florida State 7 7 2
Andrew Kown, Brian Burks (4) and Andy Hawranick, Mike Nickeas (9). Glen Simon, Hunter Jones (5), Kevin Lynch (8), Daniel Hodges (9). W-Burks. L-Hodges. HR-Stephen Drew (FS).

Championship Game
NC State 5 10 2
Georgia Tech. 6 8 2
10 innings
Phillip Davidson, Colin Brown (5), David Hicks (7), Chad Orvella (7) and Justin Riley, Colt Morton (7). Jason Neighborgall, Jeff Watchko (6) and Mike Nickeas. W-Watchko. L-Orvella.

2004

RUNNER-UP
Salem, Va.
Salem Memorial Stadium

Maryland 3 11 0
Georgia Tech. 4 9 0
Sean Kane and Bobby Ryan. Brian Burks, Nick Wagner (9) and Mike Nickeas. W-Burks. L-Kane. S-Wagner.

Georgia Tech. 11 16 1
Clemson. 7 12 1
13 innings
Micah Owings, Nick Wagner (9), Ryan Self (10), Jordan Crews (10), Aaron Walker (11), John Goodman (11) and Mike Nickeas, Andy Hawranick (10). Robert Rohrbaugh, Steven Jackson (6), Jeff Hahn (7), Collin Mahoney (8), Stephen Faris (9), Patrick Hogan (10). W-Goodman. L-Hogan. HR-Mike Trapani (GT), Brad McCann (C).

Florida State 4 9 3
Georgia Tech. 13 15 1
Eddie Cannon, Matt DiBlasi (3), Hunter Davis (8), Frank Radziwon (8), Brian Chambers (8) and Aaron Cheesman. Andrew Kown, Jordan Crews (5) and Andy Hawranick. W-Crews. L-Cannon.

Georgia Tech. 7 9 2
Florida State 8 15 4
Lee Hyde, Nick Wagner (5), Aaron Walker (8), Jordan Crews (8) and Mike Nickeas. Tyler Chambliss, Kevin Lynch (7) and Aaron Cheesman. W-Lynch. L-Walker. HR-Steven Blackwood (GT), Mike Nickeas (GT), Eddy Martinez-Esteve (FS).

Championship Game
Florida State 17 20 3
Georgia Tech. 5 9 3
Blake Wood, Tim Gustafson (3), Aaron Walker (5), Jared Hyatt (6), Ryan Turner (7), Ryan Self (8), Jason Neighborgall (9) and Mike Nickeas. Mark Sauls, Matt DiBlasi (7) and Aaron Cheesman. W-Sauls. L-Wood. S-DiBlasi. HR-Eddy Martinez-Esteve (FS).

2005

CHAMPIONS
Jacksonville, Fla.
Baseball Grounds

Wake Forest 8 8 4
Georgia Tech. 9 12 3
Brian Bach, Tim Morley (9), Kyle Young (9) and J.B. Tucker. Lee Hyde, Jordan Crews (3), Tim Gustafson (6), Matt Wieters (9) and Andy Hawranick. W-Wieters. L-Bach. HR-Jeff Kindel (GT).

Florida State 4 9 0
Georgia Tech. 5 10 1
Mark Sauls, Kevin Lynch (7), Matt DiBlasi (7), Brian Chambers (7), Barrett Browning (8) and Aaron Cheesman. Blake Wood, Matt Wieters (7) and Andy Hawranick. W-Wieters. L-DiBlasi.

Georgia Tech. 18 14 0
Florida State 2 7 4
7 innings
Ryan Turner, Jared Hyatt (5) and Andy Hawranick. Hunter Jones, Barrett Browning (3), Tyler Chambliss (7) and Aaron Cheesman. W-Hyatt. L-Jones. HR-Tyler Greene (GT), Whit Robbins (GT).

Championship Game
Georgia Tech. 4 5 1
Virginia. 3 8 1
Tim Gustafson, Jordan Crews (5), Matt Wieters (9) and Andy Hawranick. Robert Poutier, Scott Morgenthaler (4), Sean Doolittle (6), Pat McAnaney (7), Casey Lambert (8) and Scott Headd. W-Crews. L-Doolittle. HR-Tom Hagan (V).

ACC TOURNAMENT BOX SCORES

2006

Jacksonville, Fla. Baseball Grounds

Miami 1 5 0
Georgia Tech. 2 6 0
Scott Maine, Chris Perez (8) and Eddy Rodriguez. Blake Wood, Tim Ladd (9), Brad Rulon (9) and Matt Wieters. W-Wood. L-Maine. S-Rulon. HR-Eddy Rodriguez (UM), Mike Trapani (GT).

Georgia Tech. 2 6 0
Clemson. 3 9 0
Lee Hyde, Matt Wieters (9) and Matt Wieters, Andy Hawranick (9). Stephen Faris, Daniel Moskos (7) and Adrian Casanova. W-Moskos. L-Wieters.

Georgia Tech. 7 11 3
Miami 4 12 1
Ryan Turner, Jared Hyatt (5), Tim Ladd (6), Brad Rulon (8), Matt Wieters (9) and Andy Hawranick. Marcelo Albir, Danny Gil (4), Jon McLean (7), Andrew Lane (8), Ricky Orta (9) and Eddy Rodriguez. W-Hyatt. L-Albir. S-Wieters.

Clemson. 7 15 0
Georgia Tech. 8 14 2
10 innings
Josh Cribb, Ryan Hinson (4), Stephen Clyne (5), Daniel Moskos (8) and Adrian Casanova. David Duncan, Jared Hyatt (5), Tim Ladd (8), Brad Rulon (8), Matt Wieters (8), Michael Hutts (9), John Goodman (9) and Andy Hawranick. W-Goodman. L-Moskos. HR-Matt Wieters (GT).

Clemson. 16 14 1
Georgia Tech. 11 14 2
Jason Berken, David Kopp (7) and Adrian Casanova. Chris Hicks, Michael Hutts (9), Brad Rulon (9) and Andy Hawranick. W-Kopp. L-Hutts. HR-Herman Demmink (C), Taylor Harbin (C), Steven Blackwood (GT), Matt Wieters (GT), Luke Murton 3 (GT).

2007

Jacksonville, Fla. Baseball Grounds

Georgia Tech. 8 11 1
North Carolina 4 7 1
David Duncan, Danny Payne (9) and Matt Wieters. Adam Warren, Matt Danford (5), Rob Wooten (7), Tim Federowicz (7), Rob Catapano (7), Tyler Trice (7), B.J. Dail (9) and Benji Johnson. W-Duncan. L-Wooten.

Virginia. 4 12 0
Georgia Tech. 1 5 1
Sean Doolittle, Jake Rule (6), Alex Smith (7), Michael Schwimer (8) and Beau Seabury. Eddie Burns, Jared Hyatt (7), Brad Rulon (9) and Matt Wieters. W-Rule. L-Hyatt. S-Schwimer.

NC State 8 14 2
Georgia Tech. 7 11 1
Jimmy Gillheeney, Andrew Taylor (6), Kyle Rutter (6), Eryk McConnell (6) and Caleb Mangum. Ryan Turner, Chris Hicks (3), Jared Hyatt (6), Danny Payne (6), Brad Rulon (6), Matt Wieters (9) and Matt Wieters, Nick Scherer (9). W-McConnell. L-Wieters. HR-Jason Haniger (GT), Tony Plagman (GT).

2008

Jacksonville, Fla. Baseball Grounds

Georgia Tech. 10 14 3
NC State 9 14 5
Deck McGuire, Kevin Jacob (5), Brandon Cumpton (7), Andrew Robinson (8), Brad Rulon (9) and Jason Haniger. Eric Surkamp, Sam Brown (7), Drew Taylor (8), Joey Cutler (8), Eryk McConnell (9) and Chris Schaeffer and Nick Stanley. W-Robinson. L-McConnell. S-Rulon. HR-Murton (GT).

Miami 15 15 2
Georgia Tech. 12 17 0
Eric Erickson, David Gutierrez (4), Kyle Bellamy (6), Carlos Gutierrez (8) and Yasmani Grandal. David Duncan, Andrew Robinson (6), Chris Hicks (8), Brad Rulon (9), Taylor Wood (9) and Jason Haniger. W-C. Gutierrez. L-Rulon. HR-Blake Tekotte (UM), Yonder Alonso 2 (UM), Dave DiNatale 2 (UM), Grandal (UM), Jeff Rowland (GT), Luke Murton (GT).

Clemson. 10 13 2
Georgia Tech. 4 11 2
Trey Delk, Ryan Hinson (4), Casey Harman (7), Matt Vaughn (9) and Doug Hogan. Eddie Burns, Zach Von Tersch (7), Taylor Wood (8), Andrew Robinson (8), Chris Hicks (9), Brad Rulon (9) and Jason Haniger. W-Hinson. L-Von Tersch. HR-Jeff Schaus (C), Ben Paulsen (C), Wilson Boyd (C), Thomas Nichols (GT).

2009

Durham, N.C. Durham Bulls Athletic Park

Miami 8 9 1
Georgia Tech. 6 12 1
Travis Miller, Sam Robinson (3), David Gutierrez (4), Daniel Miranda (7), Kyle Bellamy (8) and Yasmani Grandal. Deck McGuire, Andrew Robinson(6), Jake Davies (6), Patrick Long (7), Zach Brewster (7); Mark Pope (9) and Jason Haniger. W-Gutierrez. L-McGuire. S-Bellamy.

Georgia Tech. 3 7 1
Boston College 7 9 0
Jed Bradley, Zach Von Tersch (5), Jake Davies (6); Andrew Robinson (6), Zach Brewster (8), Kevin Jacob (8) and Jason Haniger. JB MacDonald, Kevin Moran (6), Mike Belfiore (9) and Tony Sanchez. W-MacDonald. L-Bradley.

Georgia Tech. 9 10 0
Florida State 2 10 1
Brandon Cumpton, Jake Davies (6), Andrew Robinson (6), Zach Brewster(7), Mark Pope (8), Kevin Jacob (8) and Jason Haniger. Hunter Scantling, Mark Peterson (5), Tyler Everett (6), Austin Wood (9) and Parker Brunelle. W-Cumpton. L-Scantling.

2010

Greensboro, N.C. NewBridge Bank Park

Virginia Tech 6 6 1
Georgia Tech. 2 4 0
Justin Wright and Steve Domecus. Deck McGuire; Patrick Long (7); Taylor Wood (8); Luke Bard (9) and Cole Leonida.
W-Wright. L-McGuire.
HR-Wates (VT); Seaborn (VT). Dantzler (GT); Rowland (GT).

Georgia Tech. 17 11 1
NC State 5 6 5
15 innings
Brandon Cumpton; Buck Farmer (7) and Cole Leonida. Jake Buchanan; John Lambert (2); Ethan Ogburn (3); Nick Rice (6); Vance Williams (6); Nate King (7); Russell Wilson (7) and Pratt Maynard.
W- Cumpton. L-Buchanan
HR-Riggins (NCS);Maynard (NCS).

Georgia Tech. 3 10 1
Clemson. 9 13 0
Jed Bradley; Patrick Long (5); Jake Davies (7); Andrew Robinson (8) and Cole Leonida. Will Lamb; Dominic Leone (7); Kevin Brady (8) and Spencer Kieboom.
W-Lamb. L-Bradley.
HR-Skole (GT). Parker (CU); Shaffer (CU).

2011

Durham, N.C. Durham Bulls Athletic Park

Clemson. 9 13 0
Georgia Tech. 0 6 2
Dominic Leone; David Haselden(6) and Spencer Kieboom; Phil Pohl. Mark Pope; Devin Stanton(7); DeAndre Smelter(8); Taylor Wood(9) and Zane Evans. W-Leone. L-Pope.
HR-Epps (CU).

Georgia Tech. 6 15 2
NC State 5 9 0
Jed Bradley; Dusty Isaacs(6); Devin Stanton(6); Clay Dalton(7); Luke Bard(7); Kevin Jacob(12); Conner Kendrick(14); Matt Grimes(14) and Zane Evans. Chamra, R; Sasser, G(6); Easley, J(8); Overman, C(11); Ogburn, E(13) and Schaeffer, C; Canela, D; Maynard, P.
W-Grimes. L-Ogburn
HR-Matt Skole (GT).

Georgia Tech. 2 7 2
Florida State 4 7 2
Buck Farmer; Dusty Isaacs(7); Devin Stanton(7); Clay Dalton(7); DeAndre Smelter(7); Conner Kendrick(8) and Zane Evans. McGee, M.; Busch, B.(6); Bennett, D.(8) and Lopez, R.
W-McGee. L-Farmer.

2012

*****CHAMPIONS*****

Greensboro, N.C. NewBridge Bank Park

Georgia Tech. 5 7 1
Florida State 4 7 0
Buck Farmer; Alex Cruz(7) and Zane Evans. Scott Sitz; Brian Busch(5); Gage Smith(6); Kyle Bird(8); Hunter Scantling(9) and Stephen McGee.
W-Farmer. L-Sitz. S-Cruz.
HR-Davies 2 (GT). Ramsey (FS).

Virginia. 5 9 0
Georgia Tech. 17 14 2
7 innings
Scott Silverstein; Nick Howard(3); Austin Young(4) and Nate Irving. Cole Pitts; Dusty Isaacs(6) and Connor Lynch.
W-Pitts. L-Silverstein.
HR-Davies (GT), Evans (GT), Hyde (GT).

Georgia Tech. 5 10 1
Clemson. 1 5 2
Jake Davies; Alex Cruz(7) and Zane Evans. Kevin Pohle; Scott Firth(3); Joseph Moorefield(9) and Spencer Kieboom.
W-Davies. L-Pohle. S-Cruz.
HR-Davies (GT). Wilkerson (CU).

Championship Game

Georgia Tech. 8 15 3
Miami 5 5 3
Josh Heddinger; Jarrett Didrick(3); Zane Evans(7) and Connor Lynch. Javi Salas; Vince Kossak(2); Christian Diaz(3); Adam Sargent(6); AJ Salcines(7); Eric Nedeljkovic(8) and Garrett Kennedy.
W-Didrick. L-Salcines. S-Evans.
HR-Hyde (GT). Broad (UM).

2013

Durham, N.C. Durham Bulls Athletic Park

Georgia Tech. 4 9 0
Florida State 3 6 0
Buck Farmer; Daniel Palka(8) and Zane Evans. Scott Sitz; Billy Strode(8); Robby Coles(9) and Stephen McGee.
W-Palka. L-Coles.
HR-Murray (GT); Hyde (GT).

Virginia. 8 9 0
Georgia Tech. 2 10 2
Scott Silverstein; Josh Sborz(9) and Nate Irving. Dusty Isaacs; Joe Wiseman(6); Cole Pitts(6); DeAndre Smelter(9) and Mitch Earnest.
W-Silverstein. L-Isaacs.
HR-Downes (VA), Howard (VA), Towns (VA).

Georgia Tech. 2 7 0
Virginia Tech 3 10 1
Jonathan King; Alex Cruz(7); Daniel Palka(7) and Zane Evans; Mitch Earnest. Devin Burke; Clark Labitan(8) and Chad Morgan.
W-Burke. S-Labitan. L-King.
HR-Pinder (VT).

2014

*****CHAMPIONS*****

Greensboro, N.C. NewBridge Bank Park

Georgia Tech. 5 13 0
Wake Forest 3 11 1
Matthew Grimes; Sam Clay(5); Dusty Isaacs(8) and Mitch Earnest. Jack Fischer; Max Tishman(6); Parker Dunshee(6) and Ben Breazeale.
W-Clay. L-Fischer. S-Isaacs

Georgia Tech. 6 14 0
Miami 3 9 1
Josh Heddinger; Dusty Isaacs(8) and Arden Pabst. Andrew Suarez; Cooper Hammond(7); Thomas Woodrey(9) and Garrett Kennedy. W-Heddinger. L-Hammond.
S-Isaacs.
HR-Carey (UM).

Duke 6 14 1
Georgia Tech. 0 5 0
Drew Van Orden and Mike Rosenfeld. Ben Parr; Jonathan Roberts(6); Zac Ryan(8); Ben Schniederjans(9) and Arden Pabst.
W-VanOrden. L-Parr.
HR-Perez (DU). Betts (DU). Deitrich (DU).

Georgia Tech. 3 9 0
Clemson. 0 4 3
Dusty Isaacs; Sam Clay(6) and Mitch Earnest. Clate Schmidt; Matt Campbell(9) and Chris Okey.
W-Isaacs. L-Schmidt. S-Clay
HR-Hyde (GT).

Championship Game

Georgia Tech. 9 13 0
Maryland 4 9 1
Devin Stanton; Matthew Grimes(4); Jonathan Roberts(7); Ben Parr(8); Sam Clay(9) and Mitch Earnest. Jake Drossner; Bobby Ruse(6); Kevin Mooney(7); Ben Brewster(8); Tayler Stiles(9) and Kevin Martir.
W-Roberts. L-Mooney.
HR-Schmidt (UM).

ACC TOURNAMENT BOX SCORES

2015

Durham, N.C.
Durham Bulls Athletic Park

Georgia Tech. 0 1 2
Virginia. 11 13 0
Jonathan King; Cole Pitts(4); Devin Stanton(5); Matthew Gorst(6) and Arden Pabst. Josh Sborz and Robbie Coman.
W-Sborz. L-King.

2016

Durham, N.C.
Durham Bulls Athletic Park

Georgia Tech. 6 13 0
Boston College 0 9 0
Brandon Gold; Matthew Gorst (7) and Arden Pabst. Jesse Adams; Mike King (5); John Nicklas (8); Bobby Skogsbergh (8) and Nick Sciortino.
W-Gold. L-Adams. S-Gorst.
HR-Gonzalez (GT); English (GT); Craport (GT).

Georgia Tech. 0 5 1
Miami 4 6 1
Jake Lee; Ben Parr (1); Micah Carpenter (8) and Joey Bart. Jesse Lepore; Frankie Bartow (7); Bryan Garcia (9) and Zack Collins.
W-Lepore. L-Lee.
HR-Collins (UM).

Florida State 6 10 1
Georgia Tech. 1 6 0
Cole Sands; Jim Voyles (6); Chase Haney (9) and Cal Raleigh. Zac Ryan; Keyton Gibson (4); Bailey Combs (8) and Arden Pabst.
HR-Sansone (FSU); Busby (FSU).

NC State 7 8 1
Georgia Tech. 5 11 2
Brian Brown; Chris Williams (5); Austin Staley (9); Will Gilbert (10); Johnny Piedmonte (12) and Andrew Knizner. Cole Pitts; Matthew Gorst (5); Burton Dulaney (10); Jared Datoc (12) and Joey Bart.
W-Gilbert. L-Dulaney. S-Piedmonte.
HR-Deatherage (NCSU); Kinneman (NCSU); Shepard (NCSU).

2017

Louisville, Ky.
Louisville Slugger Field/
Jim Patterson Stadium

Georgia Tech. 5 10 0
Miami 6 13 1
Jake Lee; Jared Datoc (3): Zac Ryan (7) and Kyle McCann. Evan McKendry; Frankie Bartow (5); Cooper Hammond (7); Andrew Cabezas (7) and Joe Gomez.
W-Cabezas. L-Ryan.
HR-Burns (UM); Tackett (UM).
** Louisville Slugger Field*

Wake Forest 5 6 0
Georgia Tech. 4 13 2
Xzavion Curry; Connor Thomas (7); Micah Carpenter (9) and Kyle McCann. John McCarren; Morgan McSweeney (5); Carter Bach (7); Chris Farish (7); Drew Loepprich (8); Colin Peluse (9) and Logan Harvey.
W-Loepprich. L-Carpenter.
S-Peluse.
HR-Sheets (WF).
** Jim Patterson Stadium*

2018

Durham, N.C.
Durham Bulls Athletic Park

Pittsburgh. 2 4 1
Georgia Tech. 1 4 0
Xzavion Curry; Andy Archer (8): Tristin English (9) and Joey Bart. Matt Pidich; RJ Freure (8) and Cole MacLaren.
W-Pidich. L-Curry.

Georgia Tech. 0 4 2
North Carolina 9 11 1
Connor Thomas; Andy Archer (4); Tristin English (4) and Joey Bart. Gianluca Dalatri; Austin Bergner (6); Joey Lancellotti (8); Rodney Hutchison (9) and Brandon Martorano.
W-Dalatri. L-Thomas.
HR-Martorano (UNC); Gahagan (UNC).

2019

RUNNER-UP
Durham, N.C.
Durham Bulls Athletic Park

Georgia Tech. 12 13 1
Notre Dame 6 11 5
Amos Willingham; Jonathan Hughes, Luke Bartnicki and Keyton Gibson (7). Tommy Sheehan; Cameron Brown (4); Shane Combs (5); Evan Tenuta and Zack Martin (6); Anthony Holubecky (8); Andrew Belcik and Jack Sheehan (9).
W-Willingham. L-Sheehan.
S-Gibson.

Duke 4 9 0
Georgia Tech. 5 10 0
Ben Gross; Matt Dockman (6); Thomas Girard (7). Connor Thomas; Luke Bartnicki (7); Tristin English (8).
W-English. L-Girarad.
HR-McCann (GT); English (GT)

NC State 2 6 0
Georgia Tech. 9 11 0
J. Parker; Harrison (5); Cotter (7); Justice, B. Nelson, Silver, A. Blake (8). Keyton Gibson; Jonathan Hughes (4); Jake Lee (9).
W-Hughes. L-Parker.
HR-Guldberg (GT); English (GT).

Championship Game

North Carolina 10 12 1
Georgia Tech. 2 4 0
Connor Ollio; Hansen Butler (3); Joey Lancellotti (6); Tyler Baum (9). Cort Roedig; Luke Bartnicki (5); Jake Lee and Micah Carpenter (6); Walker Barlow (7); Robert Winborne (8).
W-Butler. L-Bartnicki.
HR-Busch (UNC); Sabato (UNC); McGee (UNC); Martorano (UNC).

2021

Charlotte, N.C.
Truist Field

Georgia Tech. 5 8 0
Clemson. 11 11 1
Dalton Smith; Josiah Siegel (4); John Medich (6); Brody Westbrooks (7). Davis Sharpe; Nick Hoffmann (8); Ty Olenchuk (9).
W-Sharpe. L-Smith.
HR-Jenkins (GT); Reid (GT); Parker (UC); Hckenberg (UC); Teodosio (UC).

Louisville 8 12 2
Georgia Tech. 9 15 3
Poland; Kuehner (5); Elliott (8); Kirian (8); Schmeltz (12); L. Smith (12). Brant Hurter; Andy Archer (3); Sam Crawford (5); Zach Maxwell (5); Luke Bartnicki (8); Chance Huff (11); Joseph Mannelly (11); Dawson Brown (12).
W-Brown. L-L. Smith.
HR-Metzinger (UL); Davis (UL); Dunn (UL); Binelas (UL); Parada (GT); Jenkins (GT).

NC State 8 6 0
Georgia Tech. 1 4 2
Sam Highfill; Evan Justice (7). Marquis Grissom, Jr.; Luke Bartnicki (4); Chance Huff (8); Joseph Mannelly (9).
W-Highfill. L-Grissom.
S-Justice.
HR-McDonough (NCSU); Tresh (NCSU).

GEORGIA TECH AT THE ACC TOURNAMENT

Year	*ACC Tournament Record*	
1980	0-1	
1981	1-2	
1982	1-2	
1983	0-2	
1984	3-2	runner-up
1985	5-0	Champions
1986	5-0	Champions
1987	4-1	Champions
1988	4-1	Champions
1989	1-2	
1990	1-2	
1991	3-2	runner-up
1992	2-2	
1993	1-2	
1994	2-2	
1995	1-2	
1996	2-2	
1997	1-2	
1998	1-2	
1999	1-2	
2000	5-0	Champions
2001	2-2	
2002	2-2	
2003	5-1	Champions
2004	3-2	runner-up
2005	4-0	Champions
2006	3-2	
2007	1-2	
2008	1-2	
2009	1-2	
2010	1-2	
2011	1-2	
2012	4-0	Champions
2013	1-2	
2014	4-1	Champions
2015	0-1	
2016	1-3	
2017	0-2	
2018	0-2	
2019	3-1	runner-up
2020	*N/A**	
2021	1-2	
TOTALS	***82-66***	***9-time Champions***

**no ACC Tournament due to Covid-19 pandemic*

NCAA TOURNAMENT HISTORY

GEORGIA TECH'S ALL-TIME NCAA TOURNAMENT RECORD: 75-67 (.528)

Regionals: 67-56 (.545); 33 appearances
Super Regionals: 4-6 (.400); 5 appearances
College World Series: 4-5 (.444); 3 appearances (1994, 2002, 2006)

NCAA RECORDS BY VENUE

	Regional	*Supers*	*CWS*	*Overall*	*Last*
Alex Box Stadium, Baton Rouge, La.	3-4	--	--	3-4	1996
Dick Howser Stadium, Tallahassee, Fla.	5-4	--	--	5-4	1991
Dudy Noble Field, Starkville, Miss.	2-2	--	--	2-2	1997
Eck Stadium-Tyler Field, Wichita, Kan.	7-3	--	--	7-3	1998
Foley Field, Athens, Ga.	2-4	--	--	2-4	2008
Hawkins Field, Nashville, Tenn.	5-4	--	--	5-4	2021
Lindsey Nelson Stadium, Knoxville, Tenn.	0-2	--	--	0-2	1995
Mark Light Stadium, Miami, Fla.	5-4	--	--	5-4	1988
McKethan Stadium, Gainesville, Fla.	7-8	--	--	7-8	2016
Rosenblatt Stadium, Omaha, Neb.	--	--	4-5	4-5	2006
Russ Chandler Stadium, Atlanta, Ga.	26-15	4-6	--	30-21	2019
Sims Legion Park, Gastonia, N.C.	4-4	--	--	4-4	1971
Swayze Field, Oxford, Miss.	1-2	--	--	1-2	2014
Totals	***67-56***	***4-6***	***4-5***	***75-67***	***2021***

REGIONAL/SUPER REGIONAL PLAY

Opponent	*Record*	*Last Mtg*
Alabama	2-3	2010
Arizona State	0-1	1998
Arkansas	1-1	1998
Auburn	0-2	2019
Austin Peay	2-1	2011
Bethune-Cookman	1-0	2016
California	0-2	1995
Central Florida	0-1	1989
Central Michigan	1-0	1985
Clemson	0-1	1959
Coastal Carolina	3-1	2019
College of Charleston	4-0	2012
Connecticut	2-1	2016
East Carolina	0-1	2003
East Tennessee State	1-0	2013
Eastern Kentucky	1-0	1985
Elon	1-0	2009
Florida	0-3	2016
Florida A&M	1-0	2019
Florida Atlantic	2-0	2002
Florida State	1-2	1985
Furman	1-0	2005
George Mason	1-0	1992
George Washington	1-0	1959
Georgia	2-6	2008
Georgia Southern	1-0	2000
Georgia State	1-0	2009
Houston	0-1	1990
Illinois	1-1	2013
Indiana State	2-0	2021
Jacksonville State	2-0	2014
Liberty	1-0	1993
Lipscomb	1-0	2008
Louisiana-Lafayette	1-0	1997
LSU	0-2	1996
Louisville	1-0	2008
Maryland	1-0	1971
Mercer	1-0	2010
Miami	2-4	1989
Mississippi State	1-3	2011
Opponent	***Record***	***Last Mtg***
Navy	1-0	1986
New Orleans	1-1	1996
Ohio State	0-1	1993
Oklahoma State	1-1	1998
Rider	0-1	1987
St. John's	1-1	1991
Southern Mississippi	2-2	2011
South Carolina	4-2	2005
S.E. Missouri State	1-0	1998
Southern California	0-2	2000
Stetson	3-1	2006
Tennessee	0-3	2005
Tennessee Tech	1-0	1997
Texas A&M	1-1	1992
Texas Tech	2-0	2004
Tulane	1-0	1996
Vanderbilt	3-3	2021
Villanova	0-1	1989
VCU	1-0	1988
Washington	2-4	2014
Western Carolina	1-0	1986
Wichita State	1-1	1994

OVERALL REG./SR RECORD . . 71-62

COLLEGE WORLD SERIES

Opponent	*Record*	*Last Mtg*
Cal State Fullerton	2-1	2006
Clemson	0-2	2006
Florida State	1-0	1994
Oklahoma	0-1	1994
South Carolina	1-1	2002

OVERALL CWS RECORD 4-5

ALL-COLLEGE WORLD SERIES TEAM

1994	Jason Varitek	C
	Nomar Garciaparra	SS
	Brad Rigby	P
2002	Victor Menocal	SS

ALL-REGIONAL SELECTIONS

1985	Rob Beistline	P
	Scott Jordan	OF
1986	Keith Fleming	P
	Mike Fowler	OF
	Keith Kerver	SS
	Riccardo Ingram	OF
1988	Marty Durkin	3B
	Billy Parham	1B
1989	Darren Bragg	OF
1991	Carlton Fleming	2B
	Reggie Johnson	DH
1992	Brett Binkley	P
	Nomar Garciaparra	SS
	Michael Smith	OF
1993	Chris Myers	P
	Jay Payton	OF
1994	Nomar Garciaparra (MVP)	SS
	Jason Varitek	C
	Scott Byers	1B
	Jay Payton	OF
	Brad Rigby	P
1996	Mark Fischer	OF
	J.J. Thomas	DH
1997	J.J. Thomas	1B
	Kris Wilson	P
1998	Matthew Boggs	2B
	Jay Hood	SS
2000	Bryan Prince (MVP)	C
	Richard Lewis	2B
	Victor Menocal	SS
	Brad Stockton	OF
	Mark Teixeira	3B
	Cory Vance	P
2002	Victor Menocal (MVP)	SS
	Kyle Bakker	P
	Chris Goodman	P
	Jeremy Slayden	OF
2003	Clifton Remole	DH
2004	Eric Patterson (MVP)	2B
	Whit Robbins	1B
	Tyler Greene	SS
	Clifton Remole	OF
	Micah Owings	P
	Andrew Kown	P
2005	Tim Gustafson (MVP)	P
	Tyler Greene	SS
	Andy Hawranick	C
	Jeff Kindel	OF
	Danny Payne	OF
	Blake Wood	P
2006	Matt Wieters (MVP)	C
	Mike Trapani	2B
	Michael Fisher	SS
	Jeff Kindel	OF
	Ryan Turner	P
2008	Jason Haniger	C
	Charlie Blackmon	OF
2009	Matt Skole	3B
	Luke Murton	OF
	Jay Dantzler	DH
2010	Deck McGuire	P
	Jacob Esch	2B
	Jay Dantzler	OF
2011	Zane Evans	C
	Daniel Palka	DH
	Matt Skole	3B
2012	Sam Dove	3B
	Zane Evans	C
	Brandon Thomas	OF
2013	Zane Evans	DH
	Josh Heddinger	P
	Mott Hyde	SS
	Kyle Wren	OF
2014	Ryan Peurifoy	OF
2016	Joey Bart	C
	Wade Bailey	2B
	Matt Gonzalez	3B
	Tristin English	1B
2019	Kyle McCann	C
	Tristin English	1B/P
	Luke Waddell	SS
	Nick Wilhite	OF
2021	Luke Waddell	SS
	Justyn-Henry Malloy	3B
	Drew Compton	DH
	Andy Archer	P

NCAA TOURNAMENT BOX SCORES

1959

District III Playoff
Gastonia, N.C.
Sims Legion Park
Record: 1-2
Selection: At-large

Georgia Tech. 6 6 4
Clemson. 9 6 1
Bud Blemker and George Inman; Bailey Hendley, Harold Stowe (8) and Bob Dempsey. W–Hendley. L–Blemker. HR–Doug Hoffman (C).

George Washington . 2 8 3
Georgia Tech. 7 9 2
Ed Chambless and Roland Toups; Campana, Padgett (5) and Gatti. W–Chambless. L–Campana.

Florida State 16 13 2
Georgia Tech. 9 10 7
Ron Fraser, Carl Nelson (9) and Bill Westendick; Harry Davis, Curt Beavers (3), Jimmy Nail (6), George Costner (8), Jimmy Hyder (9) and Roland Toups, George Inman (9). W–Fraser. L–Davis. HR–Charlie Rodgers (FSU), Roger Kaiser (GT).

1971

RUNNER-UP
District III Playoff
Gastonia, N.C.
Sims Legion Park
Record: 3-2
Selection: At-large

Miami 4 7 1
Georgia Tech. 3 7 5
Tom Borzecky and Al Volpe; Mike Sorrow, Bob Jobson (6) and H.F. Reagin. W–Borzecky. L–Sorrow. HR–Bob Blane (GT), Jim Hargrave (GT).

Georgia Tech. 9 12 0
Maryland 4 10 2
Mike Schisler and H.F. Reagin; Bob Grossman, Mike Chadick (1), John Petronaci (9) and Skip Smith. W–Schisler. L–Grossman. HR–Mike Chadick (M), Randy Kurtz (M).

Georgia Tech. 5 8 0
Miami 3 5 1
Bill Pridgen and Mike Moore; Mike Larkin, Terry Brown (6), Bob Bartlett (6), Ralph Maza (7), Dave Patrylo (9) and Al Volpe. W–Pridgen. L–Brown. HR–Volpe.

Mississippi State . . . 8 11 2
Georgia Tech. 20 20 3
Myrick, Pritchard (1), Henderson (1), Hudson (2), Eichmeier (3) and Irvin; Bob Jobson, Greg Baldwin (9) and Mike Moore. W–Jobson. L–Myrick.

Finals

Georgia Tech. 2 9 3
Mississippi State . . . 5 11 1
Mike Sorrow and Mike Moore; Jerry Thompson and David Voss. W–Thompson. L–Sorrow. HR–Dave Phares (MSU), two on, two out, 9th inning.

1985

RUNNER-UP
South II Regional
Seminole Stadium
Tallahassee, Fla.
Record: 3-2
Selection: Automatic
Seed: No. 3

Georgia Tech. 7 10 2
Central Michigan . . . 6 15 2
Kevin Brown, Keith Fleming (7) and Jeff Mons; Eric Wilson, Bob Cavanaugh and Rob Herzog. W-Fleming. L-Cavanaugh. HR-Jeff Distasio (GT), Dan Cronkright (CM).

Florida State 9 9 0
Georgia Tech. 1 4 5
Mike Loynd and Barry Blackwell; Roger Kinard, Keith Fleming (6), John Stewart (6), Todd Shiver (8) and Jeff Mons, Pete Stephens (9). W–Loynd. L–Kinard.

Eastern Kentucky . . 13 18 5
Georgia Tech. 14 13 2
Ed Norkus, Joel Stockford (5), Sherman Bennett (9) and John Miles; John Horn, Roger Roddy (5), Keith Fleming (7) and Jeff Mons, Pete Stephens (9). W–Fleming. L–Bennett. HR–Robert Moore (EK), Bob Moranda (EK), Jeff Distasio (GT) 2.

Georgia Tech. 8 11 2
Florida State 3 9 4
Rob Beistline and Jeff Mons; Ray Revak, Paul Thomas (2), Richie Lewis (6), Doug Little (9) and Barry Blackwell. W–Beistline. L–Revak.

Finals

Georgia Tech. 5 12 1
Arkansas 7 11 2
Kevin Brown and Jeff Mons; Fred Farwell, Tim Deitz (9) and Doyle Wilson. W–Farwell. L–Brown. HR–Jeff Distasio (GT), Jeff King (A), Steve Clements (A). Steve Kelly and Bryan Prince. Kyle Sleeth, Dave Bush (8) and Jason Aquilante. W-Sleeth. L-Kelly. S-Bush. HR-Richard Lewis (GT), Jamie D'Antona (WF), Stephen Ghutzman (WF).

Georgia Tech. 4 10 4
NC State 6 11 1
Philip Perry, Brian Burks (8), Jeff Watchko (8) and Bryan Prince. Josh Blanton, Josh Miller (5) and Colt Morton. W-Miller. L-Burks. HR-Colt Morton (NCS), Joe Gaiette (NCS).

1986

RUNNER-UP
Atlantic Regional
Mark Light Stadium
Miami, Fla.
Record: 3-2
Selection: Automatic
Seed: No. 2

Georgia Tech. 9 16 1
Navy 8 13 4
14 innings
Kevin Brown, John Stewart (4), Roger Roddy (5), Jim Poole (6), Keith Fleming (8) and Jeff Mons; Drew Tanner, Todd Bibza (5), Dave Landwehr (9), Tony Faust (10), Steve Wieman (11) and Ted Wallace, Charlie Howsare (9), Zach Scruton (13). W–Fleming. L–Wieman. HR–K.G. White (GT), Riccardo Ingram (GT).

Western Carolina . . . 7 13 3
Georgia Tech. 8 10 4
11 innings
Brian Tebo, Gary Shamp (4) and Darryl Rogers, Tony Myers (11); Roger Kinard, Roger Roddy (4), John Stewart (6), Keith Fleming (6) and Jeff Mons. W–Fleming. L–Shamp. HR–K.G. White (GT), Frank Bolick (GT).

Georgia Tech. 6 9 3
Miami 7 9 3
10 innings
Todd Shiver, Keith Fleming (10) and Jeff Mons; Will Vespe, Kevin Ryan (7), Rick Raether (7), Mike Gibbons (10) and Chris Magno. W–Gibbons. L–Shiver.

Alabama. 6 8 2
Georgia Tech. 12 15 3
Meridith Sanford, Jake Stout (5), Greg Hibbard (7), Chris Taylor (8) and Doug Duke; Kevin Brown, John Stewart (5) and Jeff Mons. W–Brown. L–Stout. HR–Duke (A), Billy Parham (GT).

Finals

Miami 15 20 1
Georgia Tech. 9 13 1
Chris Lee, Don Davies (5), Mike Gibbons (6), Rick Raether and Frank Dominguez; Roger Kinard, Roger Roddy (4), Keith Fleming (6), Jim Poole (7), Scott Erwin (9) and Jeff Mons. W–Gibbons. L–Fleming. SV–Raether. HR–Mike Fowler (GT) 2.

1987

Northeast Regional
Russ Chandler Stadium
Atlanta, Ga.
Record: 0-2
Selection: Automatic
Seed: No. 1

Rider 8 13 0
Georgia Tech. 5 10 4
Ron Kroschwitz, Ken Kremer (8) and Ed Horowitz; Todd Shiver, John Davis (5), Jim Poole (9) and David Ivester, Blake Burke (9). W–Kroschwitz. L–Shiver. SV–Kremer. HR–Ken Kremer (R) 2, Blake Burke (GT).

Georgia 5 11 0
Georgia Tech. 1 1 3
Scott Broadfoot and Roger Miller; Roger Kinard, Jim Poole (9) and David Ivester. W–Broadfoot. L–Kinard. HR–Rich Bielski (GA), Steve Carter (GA), Blake Burke (GT).

1988

THIRD PLACE
Atlantic Regional
Mark Light Stadium
Miami, Fla.
Record: 2-2
Selection: Automatic
Seed: No. 2

5 VCU 6 9 3
2 Georgia Tech 9 11 6
Jerry Dipoto, Tony Helmick (1), Jeff Zona (1), Mark Dunford (6), Danny Flanagan (8) and Adam Knicely; Scott Erwin, Joe Wise (5) and David Ivester. W–Wise. L–Zona.

2 Georgia Tech 7 9 2
3 South Carolina . . . 6 12 1
John Davis, Jon George (6), Jim Poole (7) and David Ivester; Joe Cardwell, Bobby Underwood (6), Tony Spires (8), and Mark Nelson. W—Davis. L—Cardwell. SV—Poole. HR—K.G. White (GT) 2.

1 Miami 4 9 1
2 Georgia Tech 2 4 3
Steffen Majer, Dan Bruckner (8), Joe Grahe (8) and Frank Dominguez; Doug Creek, Jim Poole (9) and David Ivester. W–Majer. L–Creek. SV–Grahe.

2 Georgia Tech 0 2 1
3 South Carolina . . . 5 10 0
Sam Drake, Joe Wise (6), Jim Poole (7) and David Ivester; Brian Williams and Mark Nelson. W–Williams. L–Drake.
HR–Bobby Underwood (SC).

1989

East Regional
McKethan Stadium
Gainesville, Fla.
Record: 1-2
Selection: At-large
Seed: No. 3

Central Florida. 6 6 0
3 Georgia Tech 4 9 2
Brian Ahern and Bobby Kiser; Scott Erwin, Jimmy Redovian (8) and Jon Anderson. W–Ahern. L–Redovian. HR–Darren Bragg (GT).

3 Georgia Tech 9 12 1
Miami 7 7 2
Doug Creek, Jimmy Redovian (9) and Jon Anderson; Greg Knowles, Oscar Munoz (5), Scott Sharts (7) and Chris Hirsch. W–Creek. L–Knowles. SV–Redovian. HR–Henry Hernandez (M), Will Vespe (M), Jon Anderson (GT), Darren Bragg (GT).

Villanova. 18 20 4
3 Georgia Tech . . . 16 15 3
10 innings
Mike Schick, Scott Marks (2), Brian Kenny (4), Bob McCreary (5), Mike Wismer (7), Rafael Novoa (9) and Dan Farren, Dan Swallow (4), Brian Blake (5), Mike Svanson (8). Marc Pisciotta, Jon George (6), Mike Hostetler (6), Jimmy Redovian (6), John Davis (9) and Jon Anderson. W–Wismer. L–Davis. HR–Gary Scott (V).

1990

South I Regional
Alex Box Stadium
Baton Rouge, La.
Record: 0-2
Selection: At-large
Seed: No. 4

4 Georgia Tech 2 11 1
3 Houston 4 8 1
Mike Hostetler, Brent Colson (6) and Paul Mears, Dave Wiggins (8); Keith Darter, Al Benavides (6). W–Darter. L–Hostetler. SV–Benavides. HR–Mike Reynolds (GT), Phil Lewis (H), Fred Hinojosa (H).

1 Louisiana State. . 11 13 2
4 Georgia Tech 5 13 1
Paul Byrd, Mike Sirotka (8) and Gary Hymel; Doug Creek, Joe Wise (5), Billy Harris (5), Marc Pisciotta (6) and Paul Mears, Anthony Maisano (9). W–Byrd. L–Creek. HR–Darren Bragg (GT).

1991

THIRD PLACE
Atlantic Regional
Dick Howser Stadium
Tallahassee, Fla.
Record: 2-2
Selection: At-large
Seed: No. 3

4 St. John's 5 11 3
3 Georgia Tech 4 12 1
Tom Danulevith, Ken Grzelaczyk (6), Eric Reichenbach (8) and Anthony Criscuolo; Doug Creek, Brent Colson (8) and Jason Varitek, Paul Mears (9). W–Grzelaczyk. L–Colson. SV–Reichenbach. HR–Keith Rader (SJ), Denis Durland (SJ).

3 Georgia Tech . . . 11 16 1
6 Coastal Carolina . . 7 14 1
Marc Pisciotta, Billy Harris (8) and Jason Varitek; Mike Davis, Chris Hanrahan (4), Dave Iorland (7) and Pete Schramka. W–Pisciotta. L–Davis. SV–Harris. HR–Reggie Johnson (GT), Pete Leszczynski (CC).

4 St. John's 4 4 1
3 Georgia Tech 5 12 1
Ken Lichtenberg, Mike Kress (4), Eric Reichenbach (7) and Anthony Criscuolo; Brent Colson, Chris Myers (7) and Jason Varitek. W–Colson. L–Lichtenberg. SV–Myers. HR–Denis Durland (SJ).

2 Alabama 8 12 3
3 Georgia Tech 4 7 1
Joe Vitiello, Ben Short (7) and Matt Allen, Chris Barnes (9); Brett Binkley, Billy Harris (6), Kevin Hilton (8), Chris Myers (9) and Jason Varitek. W–Short. L–Harris. HR–Hunter Plott (A).

NCAA TOURNAMENT BOX SCORES

1992

THIRD PLACE
East Regional
McKethan Stadium
Gainesville, Fla.
Record: 2-2
Selection: At-large
Seed: No. 2

5 George Mason . . . 4 10 1
2 Georgia Tech 5 8 0
Edson Hoffman, Todd Harris (8) and Chris Widger. Brent Colson, Chris Myers (5), Brett Binkley (8) and Jason Varitek. W–Binkley. L–Hoffman. HR–Chris Burr (GM).

2 Georgia Tech 3 12 2
3 Texas A&M 2 8 0
10 innings
Brad Rigby, Brett Binkley (8) and Jason Varitek. Brian Harrison, James Nix (10) and Rob Trimble, John Keller (9). W–Binkley. L–Nix.

3 Texas A&M 7 12 1
2 Georgia Tech 5 11 3
Brian Parker, James Nix (5) and John Keller, Rob Trimble (8). David Albert, Al Gogolin (4) and Jason Varitek. W–Nix. L–Albert. HR–Mike Hickey (T).

2 Georgia Tech 2 9 1
4 California 3 7 1
Brent Colson, Brett Binkley (7) and Jason Varitek. Mike Cather, Jon Zuber (9) and Reed Aljian, Dan Trump (8). W–Cather. L–Binkley. SV–Zuber. HR–Varitek.

1993

THIRD PLACE
Atlantic Regional
Russ Chandler Stadium
Atlanta, Ga.
Record: 2-2
Selection: At-large
Seed: No. 1

6 Liberty 1 2 3
1 Georgia Tech 4 7 1
Rich Humphrey and Beau Martin. Brad Rigby, Chris Myers (9) and Jason Varitek. W–Rigby. L–Humphrey. SV–Myers.

1 Georgia Tech 4 8 1
4 Ohio State 7 13 0
David Albert, Brett Binkley (5) and Jason Varitek. Chris Granata and Tony Khoury. W–Granata. L–Albert. HR–David Newhan (GT), Chris Williams (OSU), Gary Jones (OSU), Jay Payton (GT).

2 South Carolina . . . 0 4 2
1 Georgia Tech . . . 12 9 2
Matt Threehouse, J.J. Pearsall (6), Ted Rose (6), Craig Ross (8) and Mike Tarter. Al Gogolin and Jason Varitek. W–Gogolin. L–Threehouse. HR–David Newhan (GT).

1 Georgia Tech 4 6 2
3 Wichita State 5 11 4
10 innings
Chris Myers, Brett Binkley (9) and Jason Varitek. Brandon Baird, Darren Dreifort (7) and Adam McCollough. W–Dreifort. L–Binkley. HR–Dreifort (WS).

1994

*****REGIONAL CHAMPION*****
Midwest II Regional
Eck Stadium-Tyler Field
Wichita, Kan.
Record: 4-1
Selection: At-large
Seed: No. 1

6 Connecticut 0 5 1
1 Georgia Tech 7 11 1
Aaron Quinn and Kyle Cooney. Al Gogolin, Carlos Cason (9) and Jason Varitek. W–Gogolin. L–Quinn. HR–Jay Payton (GT).

3 Wichita State 1 4 2
1 Georgia Tech . . . 13 14 0
Mike Drumright, Jason Jordan (7), Travis Wyckoff (8), Jamie Bluma (8), Braden Looper (8) and Adam McCollough. Brad Rigby and Jason Varitek. W–Rigby. L–Drumright. HR–Jason Varitek (GT).

1 Georgia Tech 6 7 1
5 Washington 2 6 0
Chris Myers and Jason Varitek. Jamie Day and Christian Shewey. W–Myers. L–Day. HR–Jon VanderGriend (W), Nomar Garciaparra (GT).

1 Georgia Tech 9 14 3
5 Washington 12 17 2
14 innings
Shane McGill, Geoff Duncan (4), Tucker Barr (5), Matt Saier (10) and Jason Varitek. Tim Campbell, Brett Merrick (8), Brandon Irvine (9), Justin Bice (10) and Christian Shewey, Shawn Mahle (14). W–Bice. L–Saier. HR–Brian Loucks (W), Jay Payton (GT).

Finals
5 Washington 7 19 6
1 Georgia Tech . . . 18 18 1
Derek Carpenter, Matt Gies (1), Matt Smith (8), Eric Schmidt (7) and Shawn Mahle. Al Gogolin, Carlos Cason (9) and Jason Varitek. W–Gogolin. L–Carpenter. HR—Jon VanderGriend (W), Nomar Garciaparra (GT).

NATIONAL RUNNER-UP
College World Series
Rosenblatt Stadium
Omaha, Neb.
Record: 3-1
Seed: No. 2

7 Cal State Fullerton. 0 3 0
2 Georgia Tech 2 5 2
Mike Parisi, Chad Rolish (8), Dan Ricabal (8) and Bret Hemphill. Brad Rigby and Jason Varitek. W–Rigby. L–Parisi. HR–Michael Sorrow (GT).

2 Georgia Tech . . . 12 12 3
6 Florida State 4 8 4
10 innings
Al Gogolin, Chris Myers (8), Tucker Barr (10) and Jason Varitek. Jonathan Johnson, Phil Olson (9), David Yocum (10), Chuck Howell (10) and Mike Martin. W–Myers. L–Olson. HR–Jason Varitek (GT), Matt Saier (GT).

Georgia Tech. 3 11 2
Cal State Fullerton . . 2 11 1
12 innings
Brad Rigby, Chris Myers (9) and Jason Varitek. Mike Parisi, Ted Silva (8), Chad Rolish (12), Matt Wagner (12) and Bret Hemphill. W–Myers. L–Silva. HR–Jay Payton (GT), Jeremy Giambi (CSF), Nomar Garciaparra (GT).

National Championship
Georgia Tech. 5 10 4
Oklahoma. 13 16 0
Al Gogolin, Chris Myers (4), Shane McGill (7), Carlos Cason (8) and Jason Varitek. Kevin Lovingier, Shawn Snyder (3), Tim Walton (4), Bucky Buckles (6) and Javier Flores. W–Walton. L–Gogolin. SV–Buckles. HR–Jason Varitek (GT), Nomar Garciaparra (GT), Damon Minor (O), Chip Glass (O).

1995

Mideast Regional
Nelson Stadium
Knoxville, Tenn.
Record: 0-2
Selection: At-large
Seed: No. 4

4 Georgia Tech 3 7 1
3 California 4 5 2
Kris Wilson, Rich Thieme (8) and Tucker Barr. Keith Evans, Alex Franklin (7), Mike Miller (8), Drew Fischer (9) and Cody McCormick. W-Miller. L-Wilson. S-Fischer. HR-Gavin Brown (C).

1 Tennessee 6 11 2
4 Georgia Tech 4 8 2
Ryan Meyers, Todd Helton (9) and Ray Espinosa. David Elder, Matt Saier (3) and Tucker Barr. W-Meyers. L-Elder. S-Helton. HR-Mark Fischer (GT), Matt Whitley (T).

1996

RUNNER-UP
South II Regional
Alex Box Stadium
Baton Rouge, La.
Record: 3-2
Selection: At-large
Seed: No. 2

5 New Orleans . . . 13 13 1
2 Georgia Tech 3 8 4
David Elder, Kris Wilson (3), Geoff Duncan (7) and Tucker Barr. Donald Rushing and Jason Washam. W-Rushing. L-Elder. HR-Jason Washam (NO), Scott Carson (NO), J.J. Thomas (GT).

2 Georgia Tech . . . 14 19 0
6 Austin Peay 3 6 1
Jase Wrigley, Carlos Cason (9) and Eric McQueen, Tucker Barr (9). Mike Eikenberry, Glen Longhurst (8), Seth Massey (9) and Ryan Bennett. W-Wrigley. L-Eikenberry. HR-Adam Leggett (GT), J.J. Thomas (GT), Nate Manning (AP).

4 Tulane 4 11 2
2 Georgia Tech 7 14 0
Scott Williamson, Scott Bell (6) and Chad Sutter. Chuck Crowder, Geoff Duncan (9), Shane McGill (9) and Tucker Barr. W-Crowder. L-Williamson. HR-Mark Fischer (GT), J.J. Thomas (GT).

2 Georgia Tech . . . 12 16 2
5 New Orleans 7 8 4
Scott Prather, L.J. Yankosky (8), Carlos Cason (9) and Eric McQueen. Thomas Marks, Brady Benoit (3), Steve Stanson (8), Joey Cabeceiras (8) and Jason Washam. W-Prather. L-Marks. HR-Adam Leggett (GT), Mark Fischer (GT), Joe DiSalvo (NO).

Finals
2 Georgia Tech . . . 13 16 1
1 Louisiana State. . 29 23 1
David Elder, Shane McGill (1), Rich Thieme (7), L.J. Yankosky (7), Kris Wilson (7), Carlos Cason (7), Geoff Duncan (7) and Tucker Barr. Brett Laxton, Chris Demouy (6), Joey Painich (6), Patrick Coogan (6), Brian Daugherty (8) and Lanier. W-Laxton. L-Elder. HR-Dunn (LSU), Lanier (LSU), Moore (LSU).

1997

THIRD PLACE
Mideast Regional
Dudy Noble Field
Starkville, Miss.
Record: 2-2
Selection: At-large
Seed: No. 1

6 Tennessee Tech . . 0 1 1
1 Georgia Tech 5 9 0
Mark Maberry and Brian Lee. Kris Wilson and Eric McQueen. W-Wilson. L-Maberry. HR-J.J. Thomas (GT).

1 Georgia Tech 8 11 0
3 S.W. Louisiana . . . 0 2 3
Jase Wrigley and Eric McQueen. Cody Robbins, Philip Devey (7), J.B. Slaton (9) and Shannon Poole, Jim Fritz (6). W-Wrigley. L-Robbins. HR-J.J. Thomas (GT), Eric McQueen (GT).

4 Washington 8 11 1
1 Georgia Tech 4 12 5
Matt Hampton, Cody Morrison (8) and Ryan Bundy. David Elder, Simon Young (8), Shane McGill (8), Chuck Crowder (9) and Eric McQueen, Todd Papetti (3). W-Hampton. L-Elder.

1 Georgia Tech 2 8 4
2 Mississippi State. 10 13 1
L.J. Yankosky, Rich Thieme (5), Chuck Crowder (7) and Todd Papetti (8). Keith Dilgard and Barry Patton. W-Dilgard. L-Yankosky. HR-Piatt (MS), Thomas (GT).

1998

RUNNER-UP
Midwest Regional
Eck Stadium-Tyler Field
Wichita, Kan.
Record: 3-2
Selection: At-large
Seed: No. 2

Oklahoma State. . . 13 14 0
Georgia Tech. 4 10 5
Matt Smith, Dreier (7), Bergman (9) and Josh Holliday. Chuck Crowder, Jase Wrigley (2), Simon Young (7), Robert Aaron (8), Scott Prather (8) and Eric McQueen. W-Smith. L-Crowder. HR-Heath Honeycutt (GT), Ryan Brooks (GT).

Georgia Tech. 14 19 0
S.E. Missouri State. . 5 8 0
L.J. Yankosky, Andy Mitchell (9) and Bryan Prince. Jason Swearingen, Lanson Debrock (3), Jerry Wolsey (7), Marc Sheffer (8) and Brad Hoehner. W-Yankosky. L-Swearingen. HR-Heath Honeycutt (GT), Ryan Brooks (GT), Jay Hood (9), Stephen Donaghey 2(GT), Johnson (SE), Marino (SE), Kinsolving (SE).

Arkansas 0 6 2
Georgia Tech. 2 7 2
Rodney Nye, Vent (8) and Caldwell. Chuck Crowder and Eric McQueen. W-Crowder. L-Nye.

Georgia Tech. 6 14 2
Oklahoma State. . . . 5 11 0
Jase Wrigley, Simon Young (6) and Eric McQueen. Pearson, Bludau (8), Prata (9) and Puffinbarger. W-Young. L-Prata. HR-Stephen Donaghey (GT), Jay Hood (GT).

Championship
Arizona State 3 6 2
Georgia Tech. 1 3 1
Ryan Mills and Halvorson. Cory Vance and Eric McQueen. W-Mills. L-Vance. HR-Moreno (AS), Eric McQueen (GT).

HISTORY

NCAA TOURNAMENT BOX SCORES

2000

REGIONAL CHAMPION
Atlanta Regional
Russ Chandler Stadium
Atlanta, Ga.
Record: 3-0
Selection: Automatic
Seed: No. 1 (No. 3 National)

4 Georgia Southern . 9 15 3
1 Georgia Tech . . . 11 14 2
David Ray, Phillip Rowland (6), Jason Cadenhead (8) and Brendan Gilligan. Rhett Parrott, Andy Mitchell (8), Jeff Watchko (9) and Bryan Prince. W-Parrott. L-Ray. S–Watchko. HR-Jason Basil (GT).

1 Georgia Tech . . . 24 25 2
3 Stetson 1 4 2
Cory Vance, Ronnie Robinson (8) and Bryan Prince, Tyler Parker (7). Jason Oglesby, Chris Rogers (2), Brian Werthem (6), Roger Lincoln (6), Ricky Walker (9) and Mike Fellman, Kevin Maloney (8). W-Vance. L-Oglesby. HR-Victor Menocal (GT), Mark Teixeira (GT), Jason Basil (GT), Brad Stockton (GT).

Championship

1 Georgia Tech . . . 16 18 1
3 Stetson 11 14 1
Steve Kelly, Jeff Watchko (7) and Bryan Prince. Jason Oglesby, Brian Welch (3), Dan Mauer (7) and Mike Fellman. W-Kelly. L-Oglesby. S–Watchko. HR-Mark Teixeira (GT), Tyler Parker (GT), Corr (S) 2, Stephens (S).

SUPER REGIONAL RUNNER-UP
Atlanta Super Regional
Russ Chandler Stadium
Atlanta, Ga.
Record: 0-2

Southern California. . 7 11 1
Georgia Tech. 2 10 0
Rik Currier, Ronald Flores (8) and Beau Craig. Cory Vance, Jeff Watchko (8) and Bryan Prince. W-Currier. L-Vance. HR-Anthony Lunetta (SC), Josh Persell (SC), Jason Perry (GT).

Georgia Tech. 3 7 1
Southern California. . 6 11 2
Rhett Parrott, Philip Perry (8) and Bryan Prince. Mark Prior, Ronald Flores (9) and Beau Craig. W-Prior. L-Parrott. HR-Rob Garibaldi (SC), Josh Persell (SC).

2001

Athens Regional
Foley Field
Athens, Ga.
Record: 0-2
Selection: At-large
Seed: No. 2

3 Coastal Carolina . . 5 8 0
2 Georgia Tech 3 7 1
Scott Sturkie and Randy McGarvey. Rhett Parrott, Jeff Watchko (9), Brian Burks (9) and Bryan Prince. W-Sturkie. L-Parrott. HR-Brandon Powell (C), Richard Lewis (GT), Jason Perry (GT).

2 Georgia Tech 5 11 1
1 Georgia. 13 15 0
Steve Kelly, Brian Burks (6), Aaron Walker (7), Andy Mitchell (8) and Bryan Prince. Rob Moravek, Jody Friedman (7) and Doc Brooks, Tony Burchett (7). W-Moravek. L-Kelly. HR-Andy Neufeld (G), Doc Brooks (G), Adam Swann (G).

2002

REGIONAL CHAMPION
Atlanta Regional
Russ Chandler Stadium
Atlanta, Ga.
Record: 3-0
Selection: At-large
Seed: No. 1

4 Coastal Carolina . . 0 3 0
1 Georgia Tech 6 8 0
Justin Sturge, Byron Binda (7) and Randy McGarvey. Kyle Bakker and Tyler Parker. W-Bakker. L-Sturge.

2 Georgia. 0 7 1
1 Georgia Tech 3 6 0
Mickey Westphal, Bill Sharpton (8) and Clint Sammons. Chris Goodman, Jeff Watchko (7) and Tyler Parker. W-Goodman. L-Westpahl. S-Watchko. HR-Victor Menocal (GT), Tyler Parker (GT).

Championship

1 Georgia Tech 8 11 2
2 Georgia. 7 9 2
Brian Burks, Jeff Watchko (8), Victor Menocal (9), Philip Perry (9) and Tyler Parker. Jason Fellows, Bill Sharpton (4), Jeffrey Carswell (7), Bo Lanier (8), Scott Lawson (9) and Ned Yost, Clint Sammons (6) W-Burks. L-Fellows. S-Perry. HR-Lee Mitchell (G).

SUPER REGIONAL CHAMPION
Atlanta Super Regional
Russ Chandler Stadium
Atlanta, Ga.
Record: 2-0

Florida Atlantic. 3 9 1
Georgia Tech. 14 18 1
Danny Core, Tom MacLane (4), Matt O'Brien (5), Brad Ingwell (7) and Robert Orton, Shaen O'Connor (8). Kyle Bakker, Nick Wagner (8), Jordan Crews (9) and Tyler Parker, Mike Nickeas (9). W-Bakker. L-Core. HR-Tyler Parker (GT), Clifton Remole (GT).

Georgia Tech. 11 13 1
Florida Atlantic. 5 7 2
Chris Goodman, Kyle Schmidt (8), Jeff Watchko (9) and Tyler Parker. Chris Pillsbury, Jim Cooney (4), Tim McNab (8) and Shaen O'Connor. W-Goodman. L-Pillsbury. HR-Jeff Fiorentino (FAU).

FIFTH PLACE
College World Series
Rosenblatt Stadium
Omaha, Neb.
Record: 1-2

Georgia Tech. 11 19 1
South Carolina. 0 6 2
Kyle Bakker, Brian Burks (9) and Tyler Parker, Mike Nickeas (9). Gary Bell, Aaron Rawl (5), Steven Bondurant (5), Rocky Evans (8), Cliff Donald (9) and Landon Powell. W-Bakker. L-Bell. HR-Wes Rynders (GT).

Clemson. 9 9 1
Georgia Tech. 7 14 0
Tyler Lumsden, Jeff Hahn (4), Matt Henrie (7) and Steve Pyzik. Chris Goodman, Aaron Walker (2), Philip Perry (2), Jeff Watchko (9) and Tyler Parker. W-Hahn. L-Goodman. S-Henrie. HR-Michael Johnson (C), Jason Perry (GT).

South Carolina. 9 8 1
Georgia Tech. 5 14 2
Aaron Rawl and Landon Powell. Brian Burks, Jeff Watchko (4), Kyle Schmidt (9) and Tyler Parker. W-Rawl. L-Burks. HR-Justin Harris (SC), Steve Thomas (SC), Jeremy Slayden (GT).

2003

Atlanta Regional
Russ Chandler Stadium
Atlanta, Ga.
Record: 0-2
Selection: Automatic
Seed: No. 1 (No. 3 National)

4 Stetson 5 10 2
1 Georgia Tech 4 5 2
Adam Blair, Roger Lincoln (9) and Chris Westervelt. Micah Owings, Jeff Watchko (7) and Mike Nickeas. W-Blair. L-Owings. S–Lincoln. HR-Brian Snyder (S), Andy Wilson (S), Pete Rasmusen (S), Clifton Remole (GT), Micah Owings (GT).

1 Georgia Tech 3 10 0
3 East Carolina . . . 10 11 0
Kyle Bakker, Brian Burks (7), Andrew Kown (8) and Andy Hawranick, Mike Nickeas (5). Ashley Capps, Glenn Tucker (1) and Jake Smith. W-Tucker. L-Bakker. HR-Clifton Remole (GT), Daryl Lawhorn (EC).

2004

REGIONAL CHAMPION
Atlanta Regional
Russ Chandler Stadium
Atlanta, Ga.
Record: 3-0
Selection: At-large
Seed: No. 1 (No. 4 National)

4 Jacksonville State . 3 10 4
1 Georgia Tech . . . 16 20 1
Bobby Wynns, Brian Booth (4), Jon Clements (7), Danny Andres (7) and Scott Smith, Johnny Prosser (8). Brian Burks, Jared Hyatt (9) and Mike Nickeas, Andy Hawranick (7). W-Burks. L-Wynns. HR-Eric Patterson (GT), Clifton Remole (GT), Whit Robbins (GT).

2 Texas Tech. 3 10 0
1 Georgia Tech 9 15 1
Steven Thomas, Adam Fry (6), Juan Razo (8) and Cooper Fouts. Micah Owings, Jordan Crews (9) and Mike Nickeas. W-Owings. L-Thomas. HR-Steven Blackwood (GT), Mike Nickeas (GT), Whit Robbins (GT).

Championship

2 Texas Tech. 3 10 4
1 Georgia Tech . . . 16 20 1
Andrew Kown, Jordan Crews (8) and Andy Hawranick. Michael McGowan, John Milton (4), Corey Gerstner (7) and Cooper Fouts. W-Kown. L-McGowan. HR-Brandon Boggs (GT), Tyler Greene (GT), Michael Mask (TT).

SUPER REGIONAL RUNNER-UP
Atlanta Super Regional
Russ Chandler Stadium
Atlanta, Ga.
Record: 0-2

Georgia 7 12 0
Georgia Tech. 5 9 2
Michael Hyle, Johnny Dobbs (4), Will Startup (7) and Clint Sammons. Micah Owings, Jordan Crews (7), Aaron Walker (9) and Mike Nickeas. W-Dobbs. L-Owings. S-Startup. HR-Bobby Felmy (G), Eric Patterson (GT), Mike Nickeas (GT).

Georgia Tech. 3 4 4
Georgia 5 11 0
Andrew Kown, Brian Burks (7) and Mike Nickeas. Sean Ruthven, Bo Lanier (8), Will Startup (9) and Clint Sammons. W-Lanier. L-Burks. S-Startup. HR-Jonathan Wyatt (G).

2005

REGIONAL CHAMPION
Atlanta Regional
Russ Chandler Stadium
Atlanta, Ga.
Record: 3-1
Selection: Automatic
Seed: No. 1 (No. 2 National)

4 Furman 4 7 1
1 Georgia Tech 5 13 2
10 Innings
Ryan Hodinka, Sam Perry (5), Ryan Hudson (7), Patrick Arnett (9), Nick Hollstegge (10) and Tony Maccani. Lee Hyde, Jordan Crews (6), Tim Gustafson (8) and Andy Hawranick. W-Gustafson. L-Hollstegge. HR-Matthew Betsill (F).

1 Georgia Tech . . . 10 17 0
2 South Carolina . . . 2 6 2
Blake Wood and Andy Hawranick. Arik Hempy, Jason Fletcher (1), Conor Lalor (5), Cliff Donald (9) and Ryan Mahoney, Cory Vanderhook (7). W-Wood. L-Hempy. HR-Jeremy Slayden (GT).

2 South Carolina . . . 8 8 1
1 Georgia Tech 3 8 3
Andy Lambert, Jason Fletcher (6) and Ian Paxton. Ryan Turner, Jared Hyatt (3), Brad Rulon (6), Tim Ladd (9) and Andy Hawranick, Nick Scherer (8). W-Lambert. L-Turner. S-Fletcher. HR-Michael Campbell (SC), Steven Tolleson (SC), 2.

Championship

1 Georgia Tech 5 11 1
2 South Carolina . . . 0 5 1
Tim Gustafson, Matt Wieters (8) and Andy Hawranick. Aaron Rawl, Forrest Beverly (3) and Ian Paxton. W-Gustafson. L-Rawl. HR-Matt Wieters (GT), Jeremy Slayden (GT).

SUPER REGIONAL RUNNER-UP
Atlanta Super Regional
Russ Chandler Stadium
Atlanta, Ga.
Record: 0-2

Tennessee 3 4 1
Georgia Tech. 2 5 3
Luke Hochevar, Sean Watcon (8) and J.P. Arencibia. Blake Wood, Matt Wieters (8) and Andy Hawranick. W-Watson. L-Wieters. HR-Rob Fitzgerald (T).

Georgia Tech. 3 7 1
Tennessee 13 16 0
Lee Hyde, Jordan Crews (3), Jared Hyatt (4), Tim Ladd (4), Brad Rulon (5), Ryan Turner (5), Jason Neighborgall (8), John Michael Vidic (8) and Andy Hawranick. James Adkins, Sean Watson (8) and J.P. Arencibia. W-Adkins. L-Hyde. HR-Michael Rivera (T).

NCAA TOURNAMENT BOX SCORES



2006

*****REGIONAL CHAMPION*****
Atlanta Regional
Russ Chandler Stadium
Atlanta, Ga.
Record: 3-0
Selection: At-large
Seed: No. 1 (No. 8 National)

4 Stetson 5 13 1
1 Georgia Tech 7 12 2
Corey Kluber, Nathan Nery (4), Robbie Elsemiller (8) and Brad Pippa, David Golliner (8). Blake Wood, Jared Hyatt (8), Tim Ladd (8), Brad Rulon (8), Matt Wieters (9) and Matt Wieters, Andy Hawranick (9). W-Wood. L-Kluber. S-Wieters. HR-Matt Wieters (GT), Michael Fisher (GT).

1 Georgia Tech 7 11 2
2 Vanderbilt 3 5 0
Lee Hyde, Tim Ladd (7), Brad Rulon (8) and Matt Wieters. David Price, Stephen Shao (7) and Josh Zeid (9) and Brian Hernandez. W-Hyde. L-Price. HR-Luke Murton (GT).

Championship
2 Vanderbilt 4 9 0
1 Georgia Tech 8 11 1
Cody Crowell, Tyler Rhoden (6) and Shea Robin. Ryan Turner, Matt Wieters (9) and Andy Hawranck. W-Turner. L-Crowell. HR-Pedro Alvarez (V), Dominic de la Osa (V), Alex Feinberg (V), Mike Trapani (GT), Matt Wieters 2 (GT).

*****SUPER REGIONAL CHAMPION*****
Atlanta Super Regional
Russ Chandler Stadium
Atlanta, Ga.
Record: 2-0

College of Charleston 0 11 1
Georgia Tech. 5 9 0
Nick Chigges, Quinn Monsma (7), Brendan Stines (8) and Alex Garabedian. Blake Wood, Brad Rulon (7) and Matt Wieters. W-Wood. L-Chigges, S-Rulon. HR-Matt Wieters (GT), Jeff Kindel (GT).

Georgia Tech. 12 15 1
College of Charleston 3 8 2
Lee Hyde, Jared Hyatt (9) and Matt Wieters, Andy Hawranick (9). Jeff Beliveau, Quinn Monsma (4), Graham Godfrey (5), Drew Shamrock (9) and Alex Garabedian. W-Hyde. L-Beliveau. HR-Jeff Kindel (GT), Whit Robbins (GT), Joey Friddle (CofC).

SEVENTH PLACE
College World Series
Rosenblatt Stadium
Omaha, Neb.
Record: 0-2

Georgia Tech. 4 8 1
Clemson. 8 9 0
Lee Hyde, Brad Rulon (8), Ryan Turner (8), Jared Hyatt (8), Tim Ladd (8) and Matt Wieters. Sean Clark, Ryan Hinson (7), Daniel Moskos (9) and Adrian Casanova. W-Hinson. L-Turner. HR-Jeff Kindel (GT), Andy D'Alessio (C).

Cal State Fullerton . . 7 15 1
Georgia Tech. 5 9 0
Dustin Miller, John Estes (7), Adam Jorgenson (7), Ryan Paul (8) and John Curtis. Blake Wood, Tim Ladd (6), Brad Rulon (7), Matt Wieters (8) and Matt Wieters, Andy Hawranick (9). W-Paul. L-Wieters. HR-Wieters (GT).

2008

RUNNER-UP
Athens Regional
Foley Field
Athens, Ga.
Record: 2-2
Selection: At-large
Seed: No. 2

3 Louisville 5 12 2
2 Georgia Tech 8 10 0
Justin Marks, Thomas Royce (6), Jon Clarence (8), Gavin Logsdon (8), Gabriel Shaw (8) and Jeff Arnold. David Duncan, Andrew Robinson (6), Brad Rulon (9) and Jason Haniger. W-Duncan. L-Marks. S-Rulon. HR-Justin McClanahan 2 (L), Chris Dominguez (L), Haniger (GT).

2 Georgia Tech 6 11 0
4 Lipscomb 3 7 1
Deck McGuire, Taylor Wood (7), Brad Rulon (8) and Jason Haniger. Brandon McClurg, Kyle Tognazzini (8), Chris Burnett (9) and Caleb Joseph. W-Wood. L-McClurg. S-Rulon. HR-Haniger (GT).

2 Georgia Tech 0 4 0
1 Georgia. 8 12 0
Eddie Burns, Kevin Jacob (7) and Jason Haniger, Cole Leonida. Nick Montgomery and Bryce Massanari. W-Montgomery. L-Burns. HR-Matt Olson (G), Rich Poythress (G), Matt Cerione.

Championship
1 Georgia. 18 18 2
2 Georgia Tech 6 11 6
Justin Grimm, Alex McRee (1), Dean Weaver (5), Will Harvil (5), Joshua Fields (9) and Bryce Massanari, Jake Crane. Zach Von Tersch, Brandon Cumpton (2), Andrew Robinson (4), Chris Hicks (6), Taylor Wood (7), Brad Rulon (9) and Jason Haniger. W-McRee. L-Cumpton. HR-Rich Poythress (G).

2009

RUNNER-UP
Atlanta Regional
Russ Chandler Stadium
Atlanta, Ga.
Record: 3-2
Selection: At-large
Seed: No. 1

4 Georgia State. . . . 3 11 2
1 Georgia Tech 9 9 1
Will Palmer, Aidan Francis (6), Will Campbell (8) and Marc Mimeault. Deck McGuire, Andrew Robinson(8), Kevin Jacob (9) and Jason Haniger. W-McGuire. L-Palmer. HR- Bradley Logan (GSU), Matt Skole (GT).

1 Georgia Tech 7 9 5
3 Southern Miss . . 10 13 0
Brandon Cumpton, Jake Davies (5), Andrew Robinson (5), Zach Brewster (7), Patrick Long(7), Jacob Esch (8) and Jason Haniger. JR Ballinger, Wade Weathers (9), Collin Cargill (9) and Kyle Maxie.
W-Ballinger. L-Cumpton. HR-Luke Murton (GT), Michael Ewing (USM), B.A. Vollmuth (USM).

2 Elon 4 7 0
1 Georgia Tech 8 8 1
Daniel Britt, Ken Ferrer (2), Jared Kernodle (2), John Brebbia (6), J.D. Reichenbach (7), Jordan Darnell (8), Thomas Girdwood (8) and Mike Melillo. Zach Von Tersch, Jake Davies (4), Mark Pope (5) and Jason Haniger. W-Davies. L-Britt. S-Pope. HR-Matt Skole (GT).

1 Georgia Tech . . . 18 18 2
3 Southern Miss . . . 6 11 6
Andrew Robinson, Thomas Nichols (6) and Cole Leonida. Jeff Stanley, Kyle Lindsey (4), Moses Munoz (6), Jonathan Johnston (6), Seth Hester (9) and Travis Graves. W-Robinson. L-Stanley. S-Nichols. HR-Luke Murton (GT), Jay Dantzler (GT), Cole Leonida (GT), Kyle Maxie (USM).

Championship
3 Southern Miss . . 12 3 1
1 Georgia Tech 8 8 2
Scott Copeland, Todd McInnis (2), Cody Schlagel (6), Josh Fields (7), Collin Cargill (8) and Kyle Maxie, Travis Graves. Deck McGuire, Jed Bradley (3), Kevin Jacob (5) and Jason Haniger. W-McInnis. L-McGuire. S-Cargill. HR- Bo Davis (USM), B.A. Vollmuth 2 (USM), Derek Dietrich (GT).

2010

RUNNER-UP
Atlanta Regional
Russ Chandler Stadium
Atlanta, Ga.
Record: 2-2
Selection: At-large
Seed: No. 1 (No. 8 National)

4 Mercer 0 5 0
1 Georgia Tech . . . 10 16 0
Mark Pope and Cole Leonida.
W-Pope. L-Love. HR GT - Jay Dantzler (GT); Tony Plagman (GT); Jacob Esch (GT).

2 Alabama 2 9 3
1 Georgia Tech 5 11 0
Jimmy Nelson; Taylor Wolfe(6); Tyler White(8) and Brock Bennett. Deck McGuire; Andrew Robinson (9) and Cole Leonida. W-Deck McGuire. S-Andrew Robinson. L-Jimmy Nelson.

1 Georgia Tech 1 5 1
2 Alabama 8 9 0
Brandon Cumpton; Buck Farmer (2) and Cole Leonida. Adam Morgan and Brock Bennett.
W-Adam Morgan. L-Brandon Cumpton. HR-Matt Skole (GT). Taylor Dugas (UA); Ross Wilson (UA); Jake Smith (UA); Jon Kelton (UA).

2 Alabama 10 11 0
1 Georgia Tech 8 15 1
Taylor Wolfe; Matt Taylor (1); Jonathan Smart (2); Nathan Kilcrease (4) and Brock Bennett. Jed Bradley; Patrick Long (6); Taylor Wood (6); Andrew Robinson (8) and Cole Leonida.
W-Nathan Kilcrease. L-Jed Bradley. HR- Clay Jones (UA). Derek Dietrich (GT); Chase Burnette (GT).

2011

RUNNER-UP
Atlanta Regional
Russ Chandler Stadium
Atlanta, Ga.
Record: 2-2
Selection: At-large
Seed: No. 1

4 Austin Peay 2 4 1
1 Georgia Tech 1 7 1
Snodgrass, J; Hebert, M. (8); Toney, Z. (8) and Wollenzin, M. Georgia Tech - Mark Pope; Matt Grimes (2); Devin Stanton (9) and Zane Evans. W-Snodgrass. L-Grimes. HR-Hankins (AP)

2 Southern Miss . . . 2 8 0
1 Georgia Tech 6 9 1
Thomason; Day(2); Cargill(3) and Fowler. Jed Bradley; Clay Dalton(8) and Zane Evans. W-Bradley. L-Thomason. HR-Palka (GT); Thomas (GT).

1 Georgia Tech . . . 12 18 2
4 Austin Peay 2 5 1
Buck Farmer and Zane Evans; Mitch Earnest. Toney, Z.; Harper, Ry.(3); Hebert, M.(7); Belew, A.(8); Edlin, C.(9) and Torres, P.
W-Farmer. L-Toney. HR-Matt Skole (GT); Palka (GT); Davies (GT); Evans (GT).

Championship
1 Georgia Tech 3 6 5
3 Mississippi State . . 7 10 1
DeAndre Smelter; Dusty Isaacs(3); Luke Bard(3); Kevin Jacob(8) and Zane Evans. Routt and Thigpen. W-Routt. L-Smelter. HR-Evans (GT).

2012

RUNNER-UP
Gainesville Regional
McKethan Stadium
Gainesville, Fla.
Record: 2-2
Selection: Automatic
Seed: No. 2

3 Coll. of Charleston 4 13 1
2 Georgia Tech 8 11 1
Christian Powell; Nick Osterman(4); Jake Zokan(6) and Jimmy Holton; Ryan Welke. Cole Pitts; Dusty Isaacs(4) and Zane Evans. W-Isaacs. L-Powell. HR-Marty Gantt (CC). Brandon Thomas (GT); Jake Davies (GT).

1 Florida 6 9 1
2 Georgia Tech 2 12 2
Hudson Randall; Steven Rodriguez(6) and Mike Zunino. Buck Farmer; Jarrett Didrick(8) and Zane Evans. W-Randall. L-Farmer. S-Rodriguez. HR-Preston Tucker (UF); Mike Zunino (UF).

2 Georgia Tech 3 8 0
3 Coll. of Charleston 0 3 0
Alex Cruz; Zane Evans(7) and Connor Lynch. Josh Renfro; Kyle Owings(8); Jake Zokan(9); David Peterson(9) and Jimmy Holton; Ryan Welke. W-Cruz. L-Renfro. S-Evans. HR-Connor Lynch (GT).

Championship
2 Georgia Tech 3 6 1
1 Florida 15 11 0
Jake Davies; Josh Heddinger(3); Clay Dalton(5); Jonathan Roberts(8) and Zane Evans; Mitch Earnest. Brian Johnson; Bobby Poyner(6); Karsten Whitson(7); Johnny Magliozzi(8); Greg Larson(8); Austin Maddox(9) and Mike Zunino. W-Johnson. L-Davies. HR-Sam Dove (GT); Evan Martin (GT). Mike Zunino (UF).

NCAA TOURNAMENT BOX SCORES

2013

RUNNER-UP
Nashville Regional
Hawkins Field
Nashville, Tenn.
Record: 3-2
Selection: At-Large
Seed: No. 2

3 Illinois 6 9 0
2 Georgia Tech 4 10 0
Duchene, K.; Muck, Ronnie(8); Roberts, Bryan(9) and Goldstein, J. Dusty Isaacs; Cole Pitts(6); Alex Cruz(8); Daniel Palka(8) and Zane Evans. W-Duchene, K. S-Roberts, Bryan. L-Dusty Isaacs(4-8). HR Parr, Jordan 2 (ILL). Thomas Smith (GT).

2 Georgia Tech 5 11 2
4 East Tenn. State . . 1 3 1
Buck Farmer; Jonathan Roberts(7) and Zane Evans. Doane, Kerry; Chesney, Will(8) and Hershey, Mason. W-Buck Farmer. S-Jonathan Roberts. L-Doane, Kerry.

2 Georgia Tech 6 14 1
3 Illinois 3 10 1
Jonathan King; Zane Evans(7) and Mitch Earnest. Castellanos; Johnson, Drasen(6); Roberts, Bryan(8) and Goldstein, J. W-Zane Evans. L-Roberts, Bryan. HR-Parr, Jordan (IL).

1 Vanderbilt 0 2 1
2 Georgia Tech 5 12 0
Walker Buehler; Adam Ravenelle(7) and Spencer Navin. Josh Heddinger and Mitch Earnest. W-Josh Heddinger. L-Walker Buehler. HR - Mitch Earnest (GT).

Championship
2 Georgia Tech 1 4 1
1 Vanderbilt 7 13 1
Buck Farmer; Alex Cruz(5); Devin Stanton(6); Joe Wiseman(6); Cole Pitts(7) and Mitch Earnest. Philip Pfeifer; Brian Miller(6) and Spencer Navin. W-Philip Pfeifer. L-Buck Farmer. S-Brian Miller.

2014

Oxford Regional
Swayze Field
Oxford, Miss.
Record: 1-2
Selection: Automatic
Seed: No. 3

3 Georgia Tech 0 4 1
2 Washington 8 11 0
Josh Heddinger; Zac Ryan(6); Ben Schniederjans(8) and Arden Pabst. Tyler Davis, and Austin Rei W-Tyler Davis. L-Josh Heddinger.

2 Georgia Tech 4 12 0
4 Jacksonville State . 2 11 0
Devin Stanton; Sam Clay(6); Dusty Isaacs(8) and Mitch Earnest. Taylor Shields; Michael Mason(7); Travis Stout(8) and Cal Lambert. W-Dusty Isaacs. L-Travis Stout.

2 Washington 4 8 1
3 Georgia Tech 2 5 0
Jared Fisher; Brandon Choate (5); Trevor Dunlap (6) and Parker Guinn; Austin Rei. Matthew Grimes; Ben Parr(7) and Arden Pabst. W-Jared Fisher. L-Matthew Grimes. S-Trevor Dunlap. HR-Andrew Ely (UW).

2016

RUNNER-UP
Gainesville Regional
McKethan Stadium
Gainesville, Fla.
Record: 2-2
Selection: At-Large
Seed: No. 2

3 Connecticut 7 9 0
2 Georgia Tech 6 8 0
Cate; Polonia (7); Dandeneau (7); Rutolo (8) and Susi. Zac Ryan; Ben Parr (2); Jake Lee (5); Matthew Gorst (9) and Arden Pabst. W-Cate. L-Zack Ryan. S-Rutolo. HR-Matt Gonzalez (GT).

2 Georgia Tech . . . 12 15 0
4 Bethune-Cookman . 3 7 0
Brandon Gold; Keyton Gibson (8); Jared Datoc (9) and Arden Pabst. Hernandez, G.; Seibold, A. (3); Coutinho, I. (7); Olszewski, Z. (9) and Middleton, C.
W-Brandon Gold. L-Seibold, A.
HR-Tristin English (GT).

2 Georgia Tech 7 14 1
3 Connecticut 5 7 1
Ben Parr; Burton Dulaney (6); Matthew Gorst (6) and Joey Bart. Montgomerie; Dandeneau (5); Over (7); Ruotolo (8) and Lefevre.
W-Matthew Gorst. L-Ruotolo.
HR-Joey Bart (GT).

1 Florida 10 12 1
2 Georgia Tech 1 6 2
Faedo; Moss (9); Anderson (9) and Rivera. Cole Pitts; Keyton Gibson (5); Jared Datoc (6); Micah Carpenter (7); Bailey Combs (8); Bobby Gauvreau (9); Zac Ryan (9); Robert Winborne (9) and Arden Pabst.
W-Faedo. L-Cole Pitts.

2019

RUNNER-UP
Atlanta Regional
Russ Chandler Stadium
Atlanta, Fla.
Record: 2-2
Selection: At-Large
Seed: No. 1 (No. 3 National)

4 Florida A&M. 2 7 4
1 Georgia Tech . . . 13 15 0
Kyle Coleman; Morgan Mendez(6); Jeremiah McCollum and Jamie Grant(7); Chris Clark(9). Amos Willingham; Jonathan Hughes(7); Jake Lee(8); Robert Winborne(9).
W-Willingham. L-Coleman

1 Georgia Tech 5 9 2
2 Auburn. 6 11 3
Connor Thomas. Tanner Burns; Richard Fitts(4).
W-Fitts. L-Thomas.
HR-Ryan Bliss; Steven Williams (AU).

1 Georgia Tech . . . 10 15 3
3 Coastal Carolina . . 8 8 1
Keyton Gibson; Luke Bartnicki(1); Jonathan Hughes(4); Tristin English(7). Scott Kobos; Alaska Abney(4); Dylan Gentry(6); Jay Causey and Matt Eardensohn(7).
W-Hughes. L-Causey. S-English.
HR-Colin Hall (GT).

2 Auburn 4 7 0
1 Georgia Tech 1 3 2
Bailey Horn; Cody Greenhill(7). Cort Roedig; Micah Carpenter(5); Jake Lee(6); Keyton Gibson(8).
W-Horn. L-Carpenter. S-Greenhill.
HR-English (GT).

2021

RUNNER-UP
Nashville Regional
Hawkins Field
Nashville, Tenn.
Record: 2-2
Selection: At-Large
Seed: No. 2

4 Indiana State 6 11 0
2 Georgia Tech 7 12 0
Geremy Guerrero; Tyler Grauer (7); Connor Fenlong (7). Brant Hurter; Sam Crawford (7); Zach Maxwell (7); Josiah Siegel (7); Luke Bartnicki (8)
W-Siegel. L-Fenlong. S-Bartnicki
HR-Fuentes (ISU); Jenkins (GT).

2 Georgia Tech 3 4 3
1 Vanderbilt 4 3 1
Marquis Grissom, Jr.; Zach Maxwell (5); Dalton Smith (5). Jack Leiter; Nick Maldonado (7).
W-Leiter. L-Grissom.
S-Maldonado
HR-Parada (GT); Compton (GT).

2 Georgia Tech 9 16 0
4 Indiana State 0 4 4
Archer. Connor Cline; Will Buraconak (1); Jake Ridgway (1); Tyler Grauer (2); Javin Drake (5); Tristan Weaver (7); Matt Jachec (7); Austin Cross (9).
W-Archer. L-Cline.
HR-Waddell (GT); Compton 2 (GT); Jenkins (GT); Malloy (GT).

1 Vanderbilt 14 13 2
2 Georgia Tech . . . 11 9 1
11 innings
Patrick Reilly; Chris McElvain (5); Luke Murphy (8); Ethan Smith (11); Hugh Fisher (11); Nick Maldonado (11).
W-Murphy. L-Siegel.
S-Maldonado.
HR-Keegan (VU); LaNeve (VU); Thomas (VU); Gonzalez (GT); Waddell (GT); Parada (GT); Compton (GT); Reid (GT).

GEORGIA TECH IN THE NCAA TOURNAMENT

Year	*NCAA Tournament Record*	
1947		
1948		
1949		
1950		
1951		
1952		
1953		
1954		
1955		
1956		
1957		
1958		
1959	1-2	
1960		
1961		
1962		
1963		
1964		
1965		
1966		
1967		
1968		
1969		
1970		
1971	3-2	District III runner-up
1972		
1973		
1974		
1975		
1976		
1977		
1978		
1979		
1980		
1981		
1982		
1983		
1984		
1985	3-2	South II Region runner-up
1986	3-2	Atlantic Region runner-up
1987	0-2	
1988	2-2	
1989	1-2	
1990	0-2	
1991	2-2	
1992	2-2	
1993	2-2	
1994	7-2	CWS National runner-up
1995	0-2	
1996	3-2	South II Region runner-up
1997	2-2	
1998	3-2	Midwest Region runner-up
1999		
2000	3-2	Atlanta Super Regional runner-up
2001	0-2	
2002	6-2	CWS fifth-place
2003	0-2	
2004	3-2	Atlanta Super Regional runner-up
2005	3-3	Atlanta Super Regional runner-up
2006	5-2	CWS seventh-place
2007		
2008	2-2	Athens Region runner-up
2009	3-2	Atlanta Region runner-up
2010	2-2	Atlanta Region runner-up
2011	2-2	Atlanta Region runner-up
2012	2-2	Gainesville Region runner-up
2013	3-2	Nashville Region runner-up
2014	1-2	
2015		
2016	2-2	Gainesville Region runner-up
2017		
2019	2-2	Atlanta Region runner-up
*2020**	*N/A*	
2021	2-2	Nashville Region runner-up
TOTALS	***75-67***	

**no NCAA Tournament due to Covid-19 pandemic*

COLLEGE WORLD SERIES TEAMS



1994 Georgia Tech
College World Series Team

Players
Matt Barr, OF
Tucker Barr, C/RHP
Scott Byers, 1B
Carlos Cason, RHP
Geoff Duncan, RHP
Adam Easterling, OF
Nomar Garciaparra, SS
Al Gogolin, RHP
Buck Hall, LHP
Brandon Hensley, 3B
Brandon Hutchins, LHP
Jimy Lincoln, IF
Shane McGill, RHP
Scott McIntyre, 2B
Chris Myers, RHP
Jay Payton, OF
Brad Rigby, RHP
Ryan Ritter, OF
Matt Saier, OF
Michael Smith, OF
Michael Sorrow, IF
Jason Varitek, C
L.J. Yankosky, RHP

Coaches
Danny Hall - Head Coach
Rick Hatcher - Assistant Coach
Paul Mears - Assistant Coach
Jeff Guy - Assistant Coach

Support Staff
Walter Smith - Trainer
Shane Rose - Student Trainer
Jimmy Luck - Manager

Omaha, at last. Georgia Tech's baseball squad finally reached college baseball's promised land in the summer of 1994 under first-year head coach Danny Hall. Over the previous decade, Georgia Tech had produced one of America's most consistent baseball programs, averaging 45 wins per season while earning 10-straight NCAA Tournament invitations. Included in that span were numerous national and No. 1-rankings, and yet no College World Series appearances. But all of that changed in 1994 when the Yellow Jackets outlasted a talented Washington club, 18-7, in the final game of the Midwest II Regional in Wichita, Kansas.

With four of the premier talents in all of college baseball, including consensus first-team All-Americas Jason Varitek, Nomar Garciaparra and Jay Payton, and second-team All-American Brad Rigby - all four of whom were taken among the first 36 players in the June, 1994, draft - Tech headed to Omaha, where they came within one win of the school's first NCAA title.

The Yellow Jackets faced a talented Cal State Fullerton team in the opening game of the 1994 College World Series, with both teams throwing their aces. The Jackets drew first blood in the bottom of the fifth inning when Garciaparra earned a bases-loaded walk. Rigby then took over, striking out the side in the sixth while adding whiffs in the seventh and eighth as well as two more in the ninth to finish with a three-hitter and 10 strikeouts.

A familiar foe was on deck, with Georgia Tech squaring off against Mike Martin's Florida State team in Yellow Jackets' second game of the College World Series. With the score knotted at 4-4 in the top of the ninth inning, Varitek singles home Garciaparra with the first run of an eight-run explosion that set a CWS record for scoring in an extra frame. Matt Saier, the No. 9 hitter in the Tech order, capped the outburst with a grand slam to help the Jackets move on to game three.

Faced with a rematch against Cal State Fullerton, Tech stood one win away for playing for the championship. Payton snapped a 1-for-8 CWS slump with a two-run homer in the top of the first inning, but the Titans tied the game with runs in the first and fourth innings against Rigby. Both teams relied on pitching and defense over the next seven innings before Garciaparra ended the scoring drought with a solo home run in the top of the 12th inning. Fullerton quickly responded by putting runners on the corners with no outs, but Chris Myers struck out DH Sal Mancuso, popped up first baseman D.C. Olsen and retired left fielder Brian King on a liner to Payton to give the Yellow Jackets a berth in the NCAA championship game.

The Yellow Jackets' enjoyment in the title match up is short-lived, as Oklahoma scored a pair of runs in the bottom of the first inning before home runs in the second and third innings by Varitek and Garciaparra tie the game at 2-2. Disaster struck for Georgia Tech over the next three innings though, as the Yellow Jackets yielded nine runs - five in the fourth and four more in the sixth - to the Sooners, who went on to capture the national title with a 13-5 win.

Georgia Tech ended the 1994 season with its highest final ranking ever. Collegiate Baseball, Baseball America and USA Today all ranked the Yellow Jackets No. 2 in the year-end polls, a mark that has been unmatched since Tech's magical 1994 run.

College World Series Results
Georgia Tech 2, Cal State Fullerton 0
Georgia Tech 12, Florida State 4
Georgia Tech 3, Cal State Fullerton 2

National Championship Game:
Oklahoma 13, Georgia Tech 5

COLLEGE WORLD SERIES TEAMS

Georgia Tech 2, CS-Fullerton 0
June 3, 1994 at Omaha, Neb. (Rosenblatt Stadium)

Cal State Fullerton	AB	R	H	RBI	BB	SO	PO	A	LOB
Dante Powell cf	4	0	0	0	0	0	2	0	
Craig Skyberg 3b	0	0	0	0	0	0	0	2	
Mark Kotsay lf	3	0	1	0	1	1	3	0	
Jeff Ferguson, 2b	4	0	1	0	0	0	3	2	
Bret Hemphill c	3	0	0	0	0	2	4	1	
Sal Mancuso dh	4	0	0	0	0	1	0	0	
Adam Millan 1b	3	0	0	0	1	1	9	1	
Jeremy Giambi rf	4	0	1	0	0	1	2	0	
Jason Gill 3b/ss	2	0	0	0	0	1	0	1	
Jim Betzsold ph	1	0	0	0	0	1	0	0	
Jack Jones ss	2	0	0	0	0	1	0	1	
Brian King ph/cf	1	0	0	0	0	1	0	0	
All Pitchers Combined	0	0	0	0	0	0	1	2	
Totals	31	0	3	0	2	10	24	11	8

Georgia Tech	AB	R	H	RBI	BB	SO	PO	A	LOB
Nomar Garciaparra ss	3	0	0	1	1	0	0	4	
Scott McIntyre 2b	3	0	1	0	1	1	2	2	
Jason Varitek c	3	0	0	0	0	0	10	2	
Jay Payton cf	2	0	0	0	2	0	1	0	
Scott Byers 1b	4	0	0	0	0	0	10	0	
Brandon Hensley 3b	4	1	2	0	0	1	2	6	
Michael Sorrow dh	2	1	1	1	0	0	0	0	
Michael Smith lf	3	0	1	0	0	2	1	0	
Matt Saier rf	2	0	0	0	0	0	1	0	
Brad Rigby p	0	0	0	0	0	0	0	1	
Totals	26	2	5	2	4	4	27	15	7

Cal State Fullerton	000 000 000 - 0 3 0
Georgia Tech	000 010 10X - 2 5 2

E - Hensley (14); McIntyre (13). DP - CSF 1. 2B - Kotsay (11). HR - Sorrow (1). HBP - Hemphill; Gill; Saier. SH - Sorrow; Varitek. SB - Ferguson (30).

Cal State Fullerton	IP	H	R	ER	BB	SO
Mike Parisi	7.1	5	2	2	3	3
Chad Rolish	0.1	0	0	0	1	0
Dan Ricabal	0.1	0	0	0	0	1

Georgia Tech	IP	H	R	ER	BB	SO
Brad Rigby	9.0	3	0	0	2	10

Win - Rigby (14-4). Loss - Parisi (11-4). Save - None. WP - Rigby. HBP - by Rigby (Hemphill); by Rigby (Gill); by Parisi (Saier). Umpires - HP: John Magnusson 1B: Tim Henderson 2B: Dick Runchey 3B: Bob Nelson Start: 2:37 pm Time: 2:19 Attendance: 9000

Georgia Tech 12, Florida State 4
June 5, 1994 at Omaha, Neb. (Rosenblatt Stadium)

Georgia Tech	AB	R	H	RBI	BB	SO	PO	A	LOB
Nomar Garciaparra ss	6	2	2	1	0	1	7	4	
Scott McIntyre 2b	5	2	2	0	1	0	0	4	
Jason Varitek c	5	2	3	4	1	1	7	4	
Jay Payton cf	6	0	1	0	0	2	0	0	
Scott Byers 1b	4	1	2	0	1	1	9	0	
Brandon Hensley 3b	5	1	1	0	0	2	0	1	
Michael Sorrow dh	4	1	0	1	1	0	0	0	
Michael Smith lf	4	1	0	1	1	1	5	0	
Matt Saier rf	4	2	1	4	1	0	1	0	
All Pitchers Combined	0	0	0	0	0	0	1	0	
Totals	43	12	12	11	6	8	30	13	7

Florida State	AB	R	H	RBI	BB	SO	PO	A	LOB
Mickey Lopez 2b	3	0	1	1	0	0	3	6	
Mike Buttery ph	1	0	0	0	0	1	0	0	
Doug Mientkiewicz 1b	5	0	1	1	0	1	12	2	
Mike Martin c	3	0	0	0	2	0	8	1	
Colby Weaver dh	2	0	0	0	0	2	0	0	
Mike Bell ph	1	0	0	0	0	0	0	0	
Jeremy Morris pr/dh	1	0	0	0	0	1	0	0	
Randy Hodges rf	3	1	0	0	1	1	1	0	
Link Jarrett ss	2	0	1	1	1	0	1	2	
Scott Zech lf	4	0	1	0	0	1	1	0	
Steve Nedeau cf	3	2	3	0	1	0	3	0	
Jack Niles 3b	4	1	1	0	0	0	0	5	
All Pitchers Combined	0	0	0	0	0	0	1	0	
Totals	32	4	8	3	5	7	30	16	6

Georgia Tech	000 040 000 8 - 12 12 3
Florida State	000 000 000 0 - 4 8 4

E - Gogolin (5) McIntyre (14); Varitek (7); Martin (7); Niles 2(14); Zech (2). DP - Georgia Tech 2, Florida State 1. 2B - Nedeau (7). HR - Saier (2); Varitek (16). SH - Jarrett; Weaver. SF - Lopez. SB - Hodges (18). CS - Saier; J.Morris; Jarrett.

Georgia Tech	IP	H	R	ER	BB	SO
Al Gogolin	7.0	4	4	2	5	5
Chris Myers	2.0	3	0	0	0	0
Tucker Barr	1.0	1	0	0	0	2

Florida State	IP	H	R	ER	BB	SO
Jonathan Johnson	8.0	8	4	3	0	6
Phil Olson	1.1	3	6	5	3	1
David Yocum	0.0	1	2	2	1	0
Chuck Howell	0.2	0	0	0	2	1

Win - Myers (5-3). Loss - Olson (5-4). Save - None. WP - Gogolin; Howell. HP: Dan Pedersen 1B: John Magnusson 2B: Bill Davis 3B: Dick Runchey Start: 2:36 pm Time: 3:13 Attendance: 16000

Georgia Tech 3, CS-Fullerton 2
June 8, 1994 at Omaha, Neb. (Rosenblatt Stadium)

Georgia Tech	AB	R	H	RBI	BB	SO	PO	A	LOB
Nomar Garciaparra ss	6	1	2	1	0	1	2	4	
Scott McIntyre 2b	3	0	0	0	3	0	7	5	
Jason Varitek c	4	1	0	0	2	0	15	2	
Jay Payton cf	6	1	3	2	0	2	1	0	
Scott Byers 1b	5	0	1	0	1	1	8	3	
Brandon Hensley 3b	5	0	1	0	0	0	0	0	
Michael Sorrow dh	4	0	2	0	0	0	0	0	
Michael Smith lf	3	0	1	0	0	1	1	0	
Adam Easterling ph/lf	2	0	1	0	0	0	0	0	
Matt Saier rf	4	0	0	0	1	2	2	0	
All Pitchers Combined	0	0	0	0	0	0	0	0	
Totals	42	3	11	3	7	8	36	14	11

Cal State Fullerton	AB	R	H	RBI	BB	SO	PO	A	LOB
Jeff Ferguson, 2b	4	1	1	0	2	2	2	3	
Mark Kotsay lf/rf	4	0	2	0	0	2	2	1	
Dante Powell cf	4	0	3	0	2	0	6	0	
Bret Hemphill c	3	0	0	1	2	2	9	1	
Chris Remala pr	0	0	0	0	0	0	0	0	
Sal Mancuso dh	6	0	0	0	0	4	0	0	
Adam Millan 1b	5	0	3	0	0	0	8	0	
Tony Miranda pr	0	0	0	0	0	0	0	0	
D.C. Olsen 1b	1	0	0	0	0	0	2	0	
Jeremy Giambi rf	3	1	1	1	1	0	2	0	
Jason Gill 3b/ss	1	0	1	0	0	0	0	0	
Jim Betzsold ph	0	0	0	0	1	0	0	0	
Craig Skyberg 3b	2	0	0	0	0	2	0	1	
Brian King ph/lf	2	0	0	0	1	0	1	0	
Jack Jones ss	5	0	0	0	0	3	4	4	
All Pitchers Combined	0	0	0	0	0	0	0	6	
Totals	40	2	11	2	9	15	36	16	15

Georgia Tech	200 000 000 001 - 3 11 2
Cal State Fullerton	100 100 000 000 - 2 11 1

E - Saier (4); Varitek (8); Silva (1). DP - Georgia Tech 2, CSF 4. 2B - Garciaparra (26); Hensley (18); Sorrow (8); Kotsay (13). HR - Garciaparra (15); Payton (20); Giambi (2). SH - Hemphill; Kotsay 2. SB - McIntyre (11); Powell (48). CS - Ferguson; Skyberg.

Georgia Tech	IP	H	R	ER	BB	SO
Brad Rigby	8.0	7	2	2	6	9
Chris Myers	4.0	4	0	0	3	6

Cal State Fullerton	IP	H	R	ER	BB	SO
Mike Parisi	7.0	6	2	2	6	4
Ted Silva	4.0	4	1	1	1	4
Chad Rolish	0.2	0	0	0	0	0
Matt Wagner	0.1	1	0	0	0	0

Win - Myers (6-3). Loss - Silva (4-4). Save - None. WP - Rigby. HP: Bob Nelson 1B: Bill Davis 2B: Dan Pedersen 3B: Dick Runchey Start: 6:36 pm Time: 3:50 Attendance: 17766

National Championship Game
Oklahoma 13, Georgia Tech 5
June 11, 1994 at Omaha, Neb. (Rosenblatt Stadium)

Georgia Tech	AB	R	H	RBI	BB	SO	PO	A	LOB
Nomar Garciaparra ss	5	1	2	1	0	0	3	4	
Scott McIntyre 2b	5	0	0	0	0	1	3	7	
Jay Payton cf	5	0	2	0	0	1	0	0	
Jason Varitek c	3	2	2	1	2	0	4	1	
Brandon Hensley 3b/1b	4	1	1	0	0	0	1	4	
Scott Byers 1b	1	0	0	0	2	0	12	0	
Tucker Barr ph	0	0	0	0	1	0	0	0	
Jimy Lincoln pr	0	1	0	0	0	0	0	0	
Adam Easterling lf	0	0	0	0	0	0	0	0	
Michael Sorrow dh	2	0	1	2	1	0	0	0	
Matt Barr ph	1	0	1	0	0	0	0	0	
Michael Smith lf/rf	4	0	1	1	0	0	0	0	
Matt Saier rf	3	0	0	0	0	2	1	0	
Ryan Ritter ph/3b	1	0	0	0	0	1	0	0	
All Pitchers Combined	0	0	0	0	0	0	0	2	
Totals	34	5	10	5	6	5	24	18	8

Oklahoma	AB	R	H	RBI	BB	SO	PO	A	LOB
Aric Thomas lf	5	3	3	1	0	0	2	0	
Dustin Hansen lf	0	0	0	0	0	0	0	0	
Darvin Traylor rf	4	3	3	1	1	0	1	0	
Rick Gutierrez 2b	4	1	2	3	1	0	2	3	
Damon Minor dh	4	1	1	3	0	1	0	0	
Chris Bradshaw ph	0	0	0	0	1	0	0	0	
Rich Hills ss	4	1	2	2	0	1	1	4	
Chip Glass cf	5	2	2	1	0	0	5	0	
J.J. Mariani 3b	3	0	2	2	2	0	1	1	
Ryan Minor 1b	4	1	0	0	0	1	9	1	
Mark Soto ph/1b	1	0	0	0	0	1	3	0	
Javier Flores c	5	1	1	0	0	0	2	6	
All Pitchers Combined	0	0	0	0	0	0	1	3	
Totals	39	13	16	13	5	4	27	18	8

Georgia Tech	011 002 010 - 5 10 4
Cal State Fullerton	200 504 20X - 13 16 0

E - Hensley 2(16); Saier (5); Varitek (9). DP - Georgia Tech 2, Oklahoma 1. 2B - Payton (27); Sorrow (9); Hills (28). 3B - Traylor (3). HR - Garciaparra (16); Varitek (17); D. Minor (14); Glass (6). SB - Glass (26). CS - Garciaparra; Mariani

Georgia Tech	IP	H	R	ER	BB	SO
Al Gogolin	3.1	7	7	3	3	0
Chris Myers	2.2	5	4	4	0	3
Shane McGill	1.0	4	2	2	1	0
Carlos Cason	1.0	0	0	0	1	1

Oklahoma	IP	H	R	ER	BB	SO
Kevin Lovingier	2.0	3	2	2	2	2
Shawn Snyder	1.0	1	0	0	1	0
Tim Walton	2.1	2	2	2	2	1
Bucky Buckles	3.2	4	1	1	1	2

Win - Walton (7-3). Loss - Gogolin (12-3). Save - Buckles (14). WP - McGill. HBP - by Myers (Hills). HP: Dick Runchey 1B: Dan Pedersen 2B: Bob Nelson 3B: John Magnusson LF: Tim Henderon RF: Bill Davis. Start: 12:07 pm Time: 2:50 Attendance: 21503

COLLEGE WORLD SERIES TEAMS



2002 Georgia Tech College World Series Team

Players
Kyle Bakker, LHP
Brandon Boggs, OF
Matthew Boggs, 3B
Brian Burks, RHP
Jordan Crews, RHP
Chris Goodman, RHP
Garrett Groce, IF
Jake Hall, IF
Cameron Lane, IF
Victor Menocal, SS
Matt Murton, OF
Davis Myers, IF
Mike Nickeas, C
Tyler Parker, C
Eric Patterson, 2B
Jason Perry, 1B
Philip Perry, RHP
Clifton Remole, 3B
Wes Rynders, OF
Kyle Schmidt, RHP
Jeremy Slayden, OF
Drew Taylor, LHP
Nick Wagner, RHP
Aaron Walker, LHP
Jeff Watchko, RHP

Coaches
Danny Hall - Head Coach
Bobby Moranda - Associate Head Coach
Scott Stricklin - Assistant Coach
Jon Palmieri - Volunteer Assistant Coach

Support Staff
Steve Tamborra - Strength and Conditioning Coach
Walter Smith - Trainer
Sammy Crawford - Manager

With Georgia Tech's emphatic 11-5 victory over Florida Atlantic to win the NCAA Atlanta Super Regional, Kyle Bakker was looking forward to the homecoming he'd always dreamed of. A native of Omaha, Bakker returned to his hometown as part of just the second Georgia Tech team to ever advance to the College World Series. The big man didn't disappoint in his one and only hometown appearance either - shutting out South Carolina through eight innings while recording nine strikeouts to lead Georgia Tech to an 11-0 win in the Yellow Jackets' opening game of the 2002 College World Series. Victor Menocal and Matt Murton recorded four hits apiece to pace Tech's offense, and Brian Burks shut the door on the Gamecocks by recording three outs on just six pitches to end the game.

The Yellow Jackets didn't fare as well two days later, as Clemson jumped on Georgia Tech early with an eight-run explosion in the second inning. Tech would get as close as two runs in the sixth inning, but Matt Henrie held the Yellow Jackets to just one hit over the final 2.1 innings to preserve the Tigers' 9-7 win. Menocal and Jason Perry collected three hits apiece and Murton and Eric Patterson each added two hits in the game as Georgia Tech out-hit the Tigers, 14-9, and played flawless defense, but struggled to drive in runs, leaving a staggering 13 men on base.

Playing out of the loser's bracket two days later, Georgia Tech again faced the Gamecocks but couldn't produce the same results. Timely hitting by the Gamecocks, combined with costly errors by the Yellow Jackets, helped South Carolina stake a 9-2 lead through 7.5 innings. Tech answered with a pair of runs in the bottom of the seventh on a two-run home run by Jeremy Slayden, and the Jackets tacked on another run in the bottom of the eighth inning, but the comeback fell short as South Carolina moved on with a 9-5 win.

The 2002 season was one of the finest in school history, as the Yellow Jackets set a new school record with 52 wins while eclipsing the 50-win mark for the fourth time in the program's history. Six Yellow Jackets were selected in the 2002 MLB Draft, including Victor Menocal, who was named to the All-College World Series team after batting a blistering .563 with six runs scored in Omaha.

The Yellow Jackets also finished as a consensus top-10 team for just the third time under head coach Danny Hall, including a No. 5 final ranking by Collegiate Baseball and USA Today while Baseball America ranked Georgia Tech at No. 8.

College World Series Results
Georgia Tech 11, South Carolina 0
Clemson 9, Georgia Tech 7
South Carolina 9, Georgia Tech 5

COLLEGE WORLD SERIES TEAMS

Georgia Tech 11, South Carolina 0
June 14, 2002 at Omaha, Neb. (Rosenblatt Stadium)

Georgia Tech	AB	R	H	RBI	BB	SO	PO	A	LOB
Eric Patterson 2b	6	1	1	0	0	3	1	5	2
Victor Menocal ss	6	3	4	1	0	1	1	2	0
Davis Myers ss	0	0	0	0	0	0	0	0	0
Jeremy Slayden rf	4	1	2	1	1	1	0	0	0
Garrett Groce rf	0	0	0	0	0	0	0	0	0
Matt Murton lf	5	2	4	1	0	0	2	0	0
Tyler Parker c	4	0	0	0	0	1	8	1	4
Mike Nickeas c	0	0	0	0	0	0	0	0	0
Jason Perry 1b	3	2	2	2	2	0	10	0	0
Wes Rynders cf	4	2	2	3	0	1	4	0	0
Matthew Boggs 3b	5	0	2	2	0	0	1	0	2
Jake Hall 3b	0	0	0	0	0	0	0	1	0
Brandon Boggs dh	4	0	2	1	0	0	0	0	1
Clifton Remole ph	1	0	0	0	0	1	0	0	0
Kyle Bakker p	0	0	0	0	0	0	0	0	0
Brian Burks p	0	0	0	0	0	0	0	0	0
Totals	42	11	19	11	3	8	27	9	9

South Carolina	AB	R	H	RBI	BB	SO	PO	A	LOB
Drew Meyer ss	4	0	0	0	0	2	4	1	1
Steve Thomas rf	4	0	1	0	0	0	0	1	1
Yaron Peters 1b	4	0	2	0	0	0	6	0	0
Brian Buscher 3b	4	0	1	0	0	0	2	1	0
Garris Gonce lf	3	0	0	0	0	3	0	0	3
Trey Dyson dh	4	0	1	0	0	1	0	0	1
Kevin Melillo 2b	4	0	1	0	0	0	2	2	1
Landon Powell c	3	0	0	0	0	2	7	3	0
Jared Greenwood ph	1	0	0	0	0	0	0	0	0
Jon Coutlangus cf	1	0	0	0	1	1	5	0	1
Demetric Smith ph	1	0	0	0	0	0	0	0	0
Tim Seaton cf	0	0	0	0	0	0	0	0	0
Gary Bell p	0	0	0	0	0	0	0	1	0
Aaron Rawl p	0	0	0	0	0	0	0	0	0
Steven Bondurant p	0	0	0	0	0	0	0	0	0
Rocky Evans p	0	0	0	0	0	0	1	0	0
Cliff Donald p	0	0	0	0	0	0	0	0	0
Totals	33	0	6	0	1	9	27	9	8

Georgia Tech	200 150 120 - 11 19 0
South Carolina	000 000 000 - 0 6 2

E - Melillo, K(10); Bell, G(5). 2B - Murton, M. 2(14); Rynders, W.(10); Boggs, B.(17); Melillo, K(11). 3B - Menocal, V.(2). HR - Rynders, W.(3). HBP - Parker, T.; Gonce, G. SH - Rynders, W.(4). CS - Slayden, J.(1)

Georgia Tech	IP	H	R	ER	BB	SO	NP
Kyle Bakker	8.0	6	0	0	1	9	98
Brian Burks	1.0	0	0	0	0	0	6

South Carolina	IP	H	R	ER	BB	SO	NP
Gary Bell	4.0	9	5	5	2	2	90
Aaron Rawl	0.1	2	3	3	1	1	12
Steven Bondurant	2.2	5	1	1	0	0	39
Rocky Evans	1.0	3	2	2	0	2	30
Cliff Donald	1.0	0	0	0	0	3	12

Win - Bakker, K. (13-2). Loss - Bell, G (10-3). Save - None. WP - Bakker, K.(3). HBP - by Bakker, K. (Gonce, G); by Evans, R (Parker, T.). PB - Powell, L(7). Inherited runners/scored: Rawl, A 2/2; Bondurant, S 2/2. Umpires - HP: Perry Costello 1B: Nick Zibelli 2B: A.J. Lostaglio 3B: Jim Garman Start: 1:10 pm Time: 2:45 Attendance: 24711

Clemson 9, Georgia Tech 7
June 16, 2002 at Omaha, Neb. (Rosenblatt Stadium)

Clemson	AB	R	H	RBI	BB	SO	PO	A	LOB
Zane Green dh	5	0	1	0	0	1	0	0	0
Khalil Greene ss	4	1	0	0	1	0	3	4	0
Jeff Baker 3b	5	1	1	3	0	3	0	3	0
Michael Johnson 1b	3	3	3	2	1	0	6	1	0
Roberto Valiente lf	3	1	2	1	0	1	1	0	1
L.J. DeMaino ph/lf	1	0	0	0	0	0	1	0	0
Jarrod Schmidt rf	3	0	0	0	0	2	2	0	0
Kyle Frank cf	4	1	1	1	0	0	3	0	2
Steve Pyzik c	3	1	0	0	1	0	8	0	0
David Slevin 2b	4	1	1	2	0	1	2	2	0
Tyler Lumsden p	0	0	0	0	0	0	0	0	0
Jeff Hahn p	0	0	0	0	0	0	0	0	0
Matt Henrie p	0	0	0	0	0	0	1	1	0
Totals	35	9	9	9	3	8	27	11	3

Georgia Tech	AB	R	H	RBI	BB	SO	PO	A	LOB
Eric Patterson 2b	4	1	2	1	1	0	1	0	0
Victor Menocal ss	5	1	3	1	1	0	3	1	1
Jeremy Slayden rf	3	0	0	0	1	2	3	1	5
Matt Murton lf	5	1	2	0	0	1	5	0	2
Tyler Parker c	5	1	1	0	0	0	8	0	2
Jason Perry 1b	4	2	3	2	1	0	5	0	0
Wes Rynders cf	5	1	1	0	0	0	1	0	3
Matthew Boggs 3b	5	0	1	0	0	2	1	2	0
Brandon Boggs dh	3	0	1	0	1	2	0	0	0
Clifton Remole ph	1	0	0	0	0	0	0	0	0
Garrett Groce pr	0	0	0	0	0	0	0	0	0
Chris Goodman p	0	0	0	0	0	0	0	0	0
Aaron Walker p	0	0	0	0	0	0	0	0	0
Philip Perry p	0	0	0	0	0	0	0	0	0
Jeff Watchko p	0	0	0	0	0	0	0	0	0
Totals	40	7	14	4	5	7	27	4	13

Clemson	080 000 100 - 9 9 1
Georgia Tech	023 001 100 - 7 14 0

E - Baker (13). DP - Clemson 2. 2B - Baker (12); Johnson 2(19); Valiente (7); Murton, M. 2(16). HR - Johnson; Perry, J.(12). HBP - Schmidt; Patterson, E; Slayden, J.. SB - Patterson, E 2 (41); Rynders, W.(11).

Clemson	IP	H	R	ER	BB	SO	NP
Tyler Lumsden	3.0	8	5	3	2	4	80
Jeff Hahn	3.2	5	2	2	3	3	62
Matt Henrie	2.1	1	0	0	0	0	25

Georgia Tech	IP	H	R	ER	BB	SO	NP
Chris Goodman	1.2	5	7	7	2	2	53
Aaron Walker	0.0	2	1	1	0	0	6
Philip Perry	6.1	2	1	1	1	6	88
Jeff Watchko	1.0	0	0	0	0	0	8

Win - Hahn (3-0). Loss - Goodman, C. (8-2). Save - Henrie (1). WP - Henrie (6); Walker, A.(3). HBP - by Lumsden (Patterson, E); by Lumsden (Slayden, J.); by Perry, P. (Schmidt). BK - Hahn (2). Inherited runners/scored: Henrie 2/0; Walker, A. 1/1; Perry, P. 1/0. Umpires - HP: Jim Garman 1B: John Magnusson 2B: Nick Zibelli 3B: A.J. Lostaglio Start: 4:50 pm Time: 3:00 Attendance: 25581

South Carolina 9, Georgia Tech 5
June 18, 2002 at Omaha, Neb. (Rosenblatt Stadium)

South Carolina	AB	R	H	RBI	BB	SO	PO	A	LOB
Drew Meyer ss	5	3	2	2	0	1	3	5	0
Justin Harris cf/2b	4	1	2	2	0	0	3	2	0
Yaron Peters 1b	3	0	0	0	2	2	11	0	0
Steve Thomas rf	4	1	1	1	0	1	4	0	3
Jon Coutlangus cf	1	0	0	0	0	0	0	0	0
Brian Buscher 3b	4	1	1	0	1	2	0	3	2
Garris Gonce lf	4	0	0	0	1	1	2	0	0
Trey Dyson dh	3	1	1	0	1	1	0	0	0
Tim Seaton pr/rf	1	1	0	0	0	1	0	0	1
Landon Powell c	4	0	1	2	0	0	2	0	1
Kevin Melillo 2b	4	1	0	0	0	1	2	2	0
Aaron Rawl p	0	0	0	0	0	0	0	0	0
Totals	37	9	8	7	5	10	27	12	7

Georgia Tech	AB	R	H	RBI	BB	SO	PO	A	LOB
Eric Patterson 2b	5	0	1	0	0	0	4	1	2
Victor Menocal ss	5	2	2	0	0	0	2	3	0
Jeremy Slayden rf	5	1	3	2	0	1	3	0	1
Matt Murton lf	3	1	0	1	0	0	1	0	0
Jason Perry 1b	4	0	1	0	0	0	4	0	1
Tyler Parker c	4	0	1	0	0	1	10	1	0
Matthew Boggs 3b	4	0	2	1	0	0	0	0	1
Wes Rynders cf	4	1	2	0	0	0	3	0	2
Clifton Remole dh	3	0	1	0	0	0	0	0	0
Garrett Groce pr	0	0	0	0	0	0	0	0	0
Brandon Boggs ph	1	0	1	0	0	0	0	0	0
Brian Burks p	0	0	0	0	0	0	0	0	0
Jeff Watchko p	0	0	0	0	0	0	0	0	0
Kyle Schmidt p	0	0	0	0	0	0	0	0	0
Totals	38	5	14	4	0	2	27	5	7

South Carolina	001 400 130 - 9 8 1
Georgia Tech	100 100 021 - 5 14 2

E - Buscher, B(12); Perry, J.(5); Boggs, M.(23). DP - S. Carolina 3. 2B - Harria, J(17); Dyson, T(14); Parker, T. (19). HR - Harris, J(5); Thomas, S(12); Slayden, J.(18). HBP - Harris, J. SF - Murton, M.(3). SB - Meyer, D(38); Seaton, T(3); Melillo, K(4).

South Carolina	IP	H	R	ER	BB	SO	NP
Aaron Rawl	9.0	14	5	4	0	2	117

Georgia Tech	IP	H	R	ER	BB	SO	NP
Brian Burks	3.2	5	5	3	2	4	62
Jeff Watchko	4.1	3	4	4	2	5	69
Kyle Schmidt	1.0	0	0	0	1	1	14

Win - Rawl, A (7-1). Loss - Burks, B. (10-7). Save - None. WP - Rawl, A. (5); Burks, B.(7). HBP - by Burks, B. (HARRIS, J). PB - Parker, T.(7). Inherited runners/scored: Watchko, J. 2/0. Pitches/strikes: Rawl, A
117/85; Burks, B. 62/34; Watchko, J. 69/44; Schmidt, K. 14/7. Umpires - HP: Nick Zibelli 1B: Kevin Dougherty 2B: A.J. Lostaglio 3B: John Magnusson Start: 1:09 pm Time: 2:41 Attendance: 23807



COLLEGE WORLD SERIES TEAMS



2006 Georgia Tech College World Series Team

Players
Steven Blackwood, OF
Wally Crancer, OF
David Duncan, LHP
Brad Feltes, 3B
Michael Fisher, SS
John Goodman, RHP
Jason Haniger, C
Andy Hawranick, C
Chris Hicks, RHP
Wes Hodges, 3B
Chris House, OF
Michael Hutts, LHP
Jared Hyatt, RHP
Lee Hyde, LHP
Jeff Kindel, OF
Tim Ladd, LHP
Luke Murton, OF
Whit Robbins, 1B
Brad Rulon, RHP
Nick Scherer, C
Ryan Tinkoff, 2B
Mike Trapani, 2B
Ryan Turner, LHP
Matt Wieters, C/RHP
Blake Wood, RHP

Coaches
Danny Hall - Head Coach
Bobby Moranda - Associate Head Coach
Josh Holliday - Assistant Coach
Bryan Prince - Volunteer Assistant Coach

Support Staff
Tom Kinkelaar - Director of Operations
Steve Tamborra - Strength and Conditioning Coach
Walter Smith - Trainer
Josh Smith - Manager
Harry Woodworth - Manager

The 2006 season marked Georgia Tech's third trip to Omaha under head coach Danny Hall, and the Yellow Jackets drew an opening-round match up against a familiar foe, Atlantic Coast Conference champion Clemson. The Yellow Jackets and Tigers were just two of a league-record four ACC teams taking part in the 2006 College World Series, joining Miami and North Carolina in Omaha.

The Yellow Jackets jumped on the Tigers early, scoring three runs in the top of the first inning. Wally Crancer doubled to reach base with one out and scored on a run-scoring single from Matt Wieters. A two-run home run by pitcher-turned-outfielder Jeff Kindel quickly made the score 3-0 in Tech's favor. Meanwhile, junior left-hander Lee Hyde kept Clemson's batters off balance all afternoon, holding the Tigers scoreless through seven innings, but the league champions mounted a comeback in the eighth inning. Clemson scored eight runs in the frame and held on to take the 8-4 win in the opener.

Dropped into the CWS loser's bracket, the Yellow Jackets found themselves matched up against Cal State Fullerton in the tournament's first elimination game on Sunday, June 18. Tech again scored three runs in the first inning, with RBI singles from Kindel and Wes Hodges and a sacrifice fly from Whit Robbins. Blake Wood cruised through the first three innings before yielding runs in both the fourth and fifth. The Titans would take the lead with back-to-back run-scoring hits in the fifth inning to chase Wood, but the Jackets answered with a solo home run from Wieters in the sixth inning to tie the game. The score remained tied until the top of the ninth, when Cal State Fullerton scored two runs on an infield single.

Despite the 0-2 record in Omaha in 2006, the season was special for several reasons. The Yellow Jackets eclipsed the 50-win mark for just the fifth time in history, and fourth under Hall. Tech led the league in runs (8.7 pg), doubles, home runs, RBI, slugging percentage and walks, while seven Yellow Jackets were selected in 2006 MLB Draft, led by second round selection Wes Hodges.

Tech turned in a consensus top-10 season, according to the final national college baseball rankings. Baseball America and USA Today listed the Yellow Jackets' at No. 7, while Collegiate Baseball had Georgia Tech ranked No. 8.

College World Series Results
Clemson 8, Georgia Tech 4
Cal State Fullerton 7, Georgia Tech 5

COLLEGE WORLD SERIES TEAMS

Clemson 8, Georgia Tech 4
June 16, 2006 at Omaha, Neb. (Rosenblatt Stadium)

Georgia Tech	AB	R	H	RBI	BB	SO	PO	A	LOB
Steven Blackwood cf	4	1	0	0	1	3	1	0	0
Wally Crancer rf	5	1	3	0	0	0	0	0	0
Matt Wieters c	3	1	1	1	0	0	7	0	0
Jeff Kindel lf	4	1	2	2	0	0	4	0	3
Whit Robbins 3b	4	0	0	0	0	1	0	0	1
Luke Murton 1b	4	0	2	0	0	0	8	0	0
Wes Hodges dh	3	0	0	0	1	1	0	0	1
Nick Scherer pr	0	0	0	0	0	0	0	0	0
Mike Trapani 2b	3	0	0	0	1	0	3	4	1
Michael Fisher ss	3	0	0	0	0	0	1	4	1
Lee Hyde p	0	0	0	0	0	0	0	2	0
Brad Rulon p	0	0	0	0	0	0	0	0	0
Ryan Turner p	0	0	0	0	0	0	0	0	0
Jared Hyatt p	0	0	0	0	0	0	0	0	0
Tim Ladd p	0	0	0	0	0	0	0	0	0
Totals	33	4	8	3	3	5	24	10	7

Clemson	AB	R	H	RBI	BB	SO	PO	A	LOB
Herman Demmink dh	3	1	0	0	1	0	0	0	0
John Ingram ph	1	0	1	1	0	0	0	0	0
Brad Chalk cf	4	1	1	0	1	1	0	0	0
Marquez Smith 3b	3	1	1	2	2	1	0	1	0
Tyler Colvin lf	5	1	2	0	0	1	3	0	3
Taylor Harbin 2b	3	1	0	0	1	2	1	4	2
Andy D'Alessio 1b	3	1	2	3	1	0	13	0	0
Stan Widmann ss	3	0	0	0	1	0	3	3	0
D.J. Mitchell rf	4	1	1	0	0	0	2	0	1
Adrian Casanova c	4	1	1	1	0	2	5	0	2
Sean Clark p	0	0	0	0	0	0	0	1	0
Ryan Hinson p	0	0	0	0	0	0	0	0	0
Daniel Moskos p	0	0	0	0	0	0	0	0	0
Totals	33	8	9	7	7	7	27	9	8

Georgia Tech	300 000 100 -	4	8 1
Clemson	000 000 08X -	8	9 0

E - Turner, R. (3). DP - Clemson 2. 2B - Crancer, W. 2 (11); M. Smith (19); Mitchell (3). HR - Kindel, J. (14); D'Alessio (23). HBP - Wieters, M.; Fisher, M. SB - Ingram (1); M. Smith (5).

Georgia Tech	IP	H	R	ER	BB	SO	AB	BF	NP
Lee Hyde	7.0	3	2	2	5	6	24	29	103
Brad Rulon	0.0	1	1	0	0	0	1	1	5
Ryan Turner	0.0	2	3	3	1	0	2	3	18
Jared Hyatt	0.1	2	2	2	0	0	3	3	13
Tim Ladd	0.2	1	0	0	1	1	3	4	23

Clemson	IP	H	R	ER	BB	SO	AB	BF	NP
Sean Clark	6.0	7	4	4	2	3	25	29	94
Ryan Hinson	2.0	1	0	0	1	1	5	6	22
Daniel Moskos	1.0	0	0	0	0	1	3	3	10

Win - Honson (4-0). Loss - Turner, R. (4-4). Save - None. WP - Ladd, T.(2). HBP - by Clark (Fisher, M.); by Clark (Wieters, M.). PB - Wieters, M.(2). Inherited runners/scored: Rulon, B. 2/2; Turner, R. 1/1; Ladd, T. 1/1; Hinson 2/1. Umpires - HP: Randy Bruns 1B: John Kleis 2B: Paul Guillie 3B: Tony Maners Start: 1:08 pm Time: 2:44 Attendance: 16045

Cal State Fullerton 7, Georgia Tech 5
June 18, 2006 at Omaha, Neb. (Rosenblatt Stadium)

Cal State Fullerton	AB	R	H	RBI	BB	SO	PO	A	LOB
Justin Turner 2b	5	0	1	1	0	2	3	4	1
Blake Davis ss	5	2	2	0	0	1	3	1	2
Brett Pill 1b	5	1	2	0	0	2	7	1	0
Danny Dorn lf	4	2	1	0	1	1	3	0	0
David Cooper dh	4	0	1	0	0	2	0	0	0
Joe Turgeon pr	0	0	0	0	0	0	0	0	0
Cory Vanderhook ph	1	0	1	2	0	0	0	0	0
Brandon Tripp rf/cf	5	1	3	2	0	1	4	0	0
Clark Hardman cf	3	0	1	1	0	0	2	0	0
Matthew Fahey ph	0	0	0	0	1	0	0	0	0
Jared Clark rf	1	0	0	0	0	0	0	0	2
Evan McArthur 3b	4	1	1	0	0	0	1	0	2
John Curtis c	4	0	2	0	0	1	4	1	2
Dustin Miller p	0	0	0	0	0	0	0	0	0
John Estes p	0	0	0	0	0	0	0	0	0
Adam Jorgenson p	0	0	0	0	0	0	0	1	0
Ryan Paul p	0	0	0	0	0	0	0	1	0
Totals	41	7	15	6	2	10	27	9	9

Georgia Tech	AB	R	H	RBI	BB	SO	PO	A	LOB
Steven Blackwood cf	4	0	0	0	0	2	1	0	3
Wally Crancer rf	4	1	0	0	1	0	1	0	1
Matt Wieters c/p	5	2	2	1	0	1	9	0	1
Jeff Kindel lf	3	2	1	1	2	1	2	0	0
Whit Robbins 3b	3	0	0	1	0	0	3	0	0
Luke Murton 1b	3	0	2	0	1	0	7	0	1
Wes Hodges dh	4	0	1	1	0	0	0	0	1
Andy Hawranick c	0	0	0	0	0	0	1	0	0
Mike Trapani 2b	4	0	2	0	0	1	2	2	3
Michael Fisher ss	3	0	1	0	0	0	1	7	0
Blake Wood p	0	0	0	0	0	0	0	1	0
Tim Ladd p	0	0	0	0	0	0	0	0	0
Brad Rulon p	0	0	0	0	0	0	0	0	0
Totals	33	5	9	4	4	5	27	10	10

Cal State Fullerton	000 112 003 -	7	15 1
Georgia Tech	301 000 100 -	5	9 0

E - Pill(7). DP - CSF 1; Georgia Tech 1. 2B - Pill (20); Trapani, M. (12). 3B - Tripp (6). HR - Wieters, M. (15). HBP - Robbins, W.; Murton, L.. SH - Blackwood, S (2); Fisher, M. (9). SF - Robbins, W.(4).

Cal State Fullerton	IP	H	R	ER	BB	SO	AB	BF	NP
Dustin Miller	6.0	7	5	4	4	4	24	31	115
John Estes	0.1	1	0	0	0	0	2	2	7
Adam Jorgenson	1.0	1	0	0	0	0	2	3	6
Ryan Paul	1.2	0	0	0	0	1	5	6	26

Georgia Tech	IP	H	R	ER	BB	SO	AB	BF	NP
Blake Wood	5.2	10	4	4	0	5	26	26	97
Tim Ladd	0.1	0	0	0	0	1	1	1	6
Brad Rulon	1.2	1	0	0	0	3	6	6	26
Matt Wieters	1.1	4	3	3	2	1	8	10	38

Win - Paul (3-1). Loss - Wieters, M. (1-3). Save - None. WP - Miller (2). HBP - by Miller (Murton, L.); by Paul (Robbins, W.). BK - Rulon, B.(1). Inherited runners/scored: Estes 1/0; Jorgenson 2/0; Paul 1/0; Ladd, T. 2/0; Wieters, M. 1/0. Pitches/strikes: Miller 115/72; Estes 7/5; Jorgenson 6/6; Paul 26/17; Wood, B. 97/62; Ladd, T. 6/3; Rulon, B. 26/16; Wieters, M. 38/22. Umpires - HP: Paul Guillie 1B: Tony Maners
2B: Randy Bruns 3B: John Kleis Start: 1:08 pm Time: 3:41 Attendance: 18974



NCAA 2006 MEN'S College World Series OMAHA, NEBRASKA

GEORGIA TECH'S MAJOR LEAGUERS

Listed here are 72 major league baseball players whose enrollment at Georgia Tech is documented by records in the Tech alumni and registrar's offices. Not all of them actually played baseball at Tech, and a few were enrolled for no more than one quarter or one semester. This list was originally compiled with the help of Tech alumnus Richard Musterer and the Society for American Baseball Research.

Total Number of Major Leaguers 72
Total in the Majors in 2022. 4

Total that played for Danny Hall. 30

Under Hall	*At Tech*	*In Majors*
Jason Varitek	1991-94	1997-2011
Nomar Garciaparra	1992-94	1996-2009
Jay Payton	1992-94	1998-2008, '10
Brad Rigby	1992-94	1997-2000
David Elder	1995-97	2002-03
Kris Wilson	1995-97	2000-03, '06
Cory Vance	1998-00	2002-03
Kevin Cameron	1999-01	2007-09
Mark Teixeira	1999-01	2003-16
Jason Perry	2000-02	2008
Matt Murton	2001-03	2005-09
Brandon Boggs	2002-04	2008-11
Eric Patterson	2002-04	2007-11
Micah Owings	2003-04	2007-13
Tyler Greene	2003-05	2009-13
Matt Wieters	2005-07	2009-21
Mike Nickeas	2002-04	2010-13
Blake Wood	2004-06	2010-14, 16-17
Charlie Blackmon	**2007-08**	**2011-22**
Derek Dietrich	2008-10	2013-20
Brandon Cumpton	2008-10	2013-15
Buck Farmer	**2010-13**	**2014-22**
Jed Bradley	2009-11	2016
Jacob Esch	2009-11	2016
Deck McGuire	2008-10	2017-18
Luke Bard	2010-12	2012-20
Matt Skole	2009-11	2011-19
Daniel Palka	2011-13	2013-19
Joey Bart	**2016-18**	**2020-22**
Sam Clay	**2013-14**	**2021-22**

Horace Allen
***Brooklyn-N (1919)* -** Played in four games.

Tom Angley
***Chicago-N (1929)* -** Batted .250 in five games.

Luke Bard
***Angels-A (2018-20)* -** Made his major league debut on March 31, 2018 with the Los Angeles Angels. Made eight appearances to the tune of 11.2 innings, allowing seven runs (5.40 ERA) and 10 hits, while striking out 13. Angels were 3-5 in games he appeared in. Followed up rookie campaign with 32 appearances in 2019, pitching a 3.78 ERA to lower his career ERA to 4.90. Finished with a 3-3 record as LA was 13-19 in games he appeared. Allowed just 26 earned runs in 49.0 innings, punching out 40 while walking just 13. Made first career start on May 1, 2019, finished with three on the season. Made six appearances in 2020 for 5.1 innings in relief. Finished with a 6.75 ERA allowing four runs, while striking out seven.

Red Barron
***Boston-N (1929)* -** Batted .190 in 10 games in only major league season.

Joey Bart
***San Francisco-N (2020-21)* -** Made his Major League debut on Aug. 20, 2020 against the Angels where he finished with a double. On the year, he logged 33 games, making 111 plate appearances, hitting .233 for five doubles, two triples and seven RBI. Played in two games in 2021, hit .333.

Mike Bell
Atlanta-N (1990-91) - Played 53 games for the Braves, batting an even .200.

Charlie Bishop
***Philadelphia-A (1952-54), Kansas City-A (1955)* -** Had a 10-22 record and a 5.33 ERA in four seasons. Pitched in 69 games, making 37 starts.

Charlie Blackmon
***Colorado-N (2011-20)* -** Made his major league debut June 7, 2011 with the Colorado Rockies and hit .255 in 27 games. Hit .283 with two homers for the Rockies in 2012, and played 82 games with a .309 average in 2013. Had another big year in 2014 en route to his first career All-Star Game appearance, hitting .288 with 19 home runs, 72 RBI and 28 stolen bases. Followed up his all-star season of 2014 with another strong season in 2015, hitting .287 with 17 homers and 58 RBI in 157 games. Posted career numbers in 2016 with a .324 average, 29 home runs, 82 RBIs, 111 runs scored and 17 stolen bases to win the NL Silver Slugger Award and the MLBPAA Rockies Heart and Hustle Award. Topped 2016 with even better numbers in 2017, hitting .331 with 37 home runs, 104 RBIs, 137 runs scored, 35 doubles, 14 triples and 14 stolen bases. In 2017, he was named an NL All-Star, competed in the Home Run Derby and won both the NL Sliver Slugger Award and the MLBPAA Rockies Heart and Hustle Award for the second straight year. Crowned the NL Batting Champion with a league leading .331 batting average for the 2017 season, Blackmon also ranked third in the NL in home runs (37), third in slugging percetage (1.000), eighth in RBIs (104) and ninth in on-base percentage (.399). Earned his third all-star selection in 2018, hitting .291 for the year with league-high 119 runs. He finished with 182 hits, 29 home runs and 70 RBI. By starting Game 1 of the NLDS, he became the ninth Yellow Jacket from the Danny Hall era to play in the MLB postseason. En route to his third-straight All-Star start and fourth overall, Blackmon hit .314 for the season, amassing 182 hits, career-most 42 doubles and 32 homers for 86 RBI. Although the Rockies snapped a three-straight year playoff appearance, Blackmon still finished fourth in the NL in hits, doubles and triples, while also ranked sixth in batting, seventh in slugging (.576), eighth in OPS (.940). Played in 59 games in 2020, hitting .303 for 31 hits, 12 doubles, one triple, six home runs and 42 RBI. He led the league with five sac flies. Played in 150 games in 2021, hitting an uncharacteristic .270 for 139 hits, 25 doubles, 13 homers and 78 RBI.

Bud Blemker
***Kansas City-A (1960)* -** Lettered in baseball and basketball at Tech. Pitched in one game in 1960 (1 2/3 innings).

Brandon Boggs
***Texas-A (2008-10), Milwaukee-N (2011)* -** Made his MLB debut April 29, 2008, and played in 101 games in his first season.

Frank Bolick
***Montreal-N (1993), Anaheim-A (1998)* -** Earned spot on roster splitting time between third base and first base for Montreal, picked up by Anaheim in 1997. Played the 1999 season for Chiba Lotte in Japan.

Jung Bong
***Atlanta-N (2002-03), Cincinnati-N (2004)* -** Pitched in 44 games as a Brave in 2003.

Jed Bradley
***Atlanta-N (2015-16)* -** Made his major league debut on September 3, 2016 with the Atlanta Braves. He went 1-1 overall with an ERA of 5.14 in six appearances out of the bullpen in 2016.

Darren Bragg
***Seattle-A (1994-95), Boston-A (1996-99), St. Louis-N (1999), Colorado-N (2000), New York-N (2001), New York-A (2001), Atlanta-N (2002-03), San Diego-N (2004), Cincinnati-N (2004)* -** Made his debut with Seattle during May and June of 1994. Traded to Boston in mid-1996, becoming regular starter in the outfield. Traded to St. Louis in mid-1999, hit .260, then released. Signed with Colorado in 2000, hit .221, then released. Played with the New York Mets and New York Yankees in 2001. Signed with the Atlanta Braves in 2002, and appeared in 213 games over two seasons. Played with San Diego and Cincinnati in 2004.

Kevin Brown
***Texas-A (1986-94), Baltimore-A (1995), Florida-N (1996-97), San Diego-N (1998), Los Angeles-N (1999-2003), New York-A (2004-05)* -** Pitched in the World Series twice, in 1997 with the world champion Florida Marlins and in 1998 with San Diego. No. 7 pick of first round in 1986, first full season in majors was 1989. Tied for the American League lead in victories in 1992 with a 21-11 record. Signed with Baltimore as a free agent in 1995, with the Marlins in 1996, San Diego in 1998 and Los Angeles for 1999. Traded to New York prior to the 2004 season. Led NL in ERA in 1996 while winning 17 games. Pitched his first no-hitter vs. San Francisco at 3-Com Park in 1997. Was an All-Star selection in both leagues.

Marlon Byrd
***Philadelphia-N (2002-05), Washington-N (2005-06), Texas-A (2007-09), Chicago-N (2010-12), Boston-A (2012), New York-N (2013), Philadelphia-N (2013-14), Cincinnati-N (2015), San Francisco-N (2015), Cleveland Indians-A (2016)* -** Made debut in 2002 with Philadelphia, and played in 10 games. Finished fifth in the 2003 NL Rookie of the Year voting. Traded to Washington in 2005, playing two seasons for the Nationals. Spent 2007-2009 with the Rangers, playing in 377 games in three seasons. Had his best season to date in 2009 hitting 20 home runs while collecting 89 RBI. Traded to Chicago Cubs prior to 2010 season. Batted .293 with 12 HR and 66 RBI, and played in the 2010 MLB All-Star game. Played 119 games for the Cubs in 2011 and hit .276 with 22 doubles. Totaled 47 MLB games between the Cubs and Boston in 2012. Had a big season for the Mets in 2013, playing 117 games with 21 homers and 71 RBI before being traded to the Phillies late in the year. Played in a career-high 154 games in 2014 and hit .264 with a career-best 25 homers and 85 RBI. Traded to Cincinnati before the 2015 season and later moved to San Francisco in August. Blasted a combined 23 home runs and drove in 73 runs in 135 total games. Hit .270 with five home runs, six doubles and 19 RBIs in 34 games with the Indians in 2016.

Bill Calhoun
***Boston-N (1913)* -** Played in six games, getting one hit in 13 official at-bats.

Kevin Cameron
***San Diego-N (2007-08), Oakland-N (2009)* -** Made debut in early 2007 and began his Major League career by throwing 17.1 consecutive scoreless innings. Went 2-0 with a 2.79 ERA in 48 relief appearances his rookie season. Picked up by Oakland in 2009. Made 11 appearances out of the bullpen, striking out 15 batters in 18.1 innings pitched with a 3.44 ERA.

Lew Carpenter
***Washington-A (1943)* -** Made four relief appearances with no record and a 0.00 ERA.

GEORGIA TECH'S MAJOR LEAGUERS

Bruce Chen
Atlanta-N (1998-2000), Philadelphia-N (2000-01), New York-N (2001-02), Montreal-N (2002), Cincinnati-N (2002), Houston-N (2003), Boston-A (2003), Baltimore-A (2005-06), Texas-A (2007), Kansas City-A (2009-2014), Cleveland-A (2015) **-** A student at Tech, but did not play for the Yellow Jackets, Chen spent parts of three seasons with the Braves, before being traded to the Phillies in 2000. Traded to the Mets in 2001. Traded to the Expos and then to the Reds in 2002. Spend 2003 with Boston and Houston before joining the Orioles in 2004. Picked up by Texas in 2007. Signed by Kansas City in 2009. On Aug. 6, 2009, Chen won his first major league game since 2005. Has been a key starter for the Royals, winning 47 games in his six years on the staff, including a 9-4 record in 2013. Signed with Cleveland just before spring training in 2015. Appeared in two games for the Indians before announcing his retirement in May 2015.

Sam Clay
Washington-N (2021) **-** Signed as a free agent in November 2020, making his Major League debut on April 7 vs. Atlanta, striking out two in his 1.0 innings. He finished 2021 with a 5.60 ERA on 58 appearances and nine finishes, recording a 0-5 record. In 45.0 innings, he allowed 28 earned runs and struck out 34.

Doug Creek
St. Louis-N (1995), San Francisco-N (1996-97), Chicago-N (1999); Tampa Bay-A (2000-02), Seattle-A (2002), Toronto (2003), Detroit-A (2005) **-** Called up in September of 1995 and pitched in middle relief. Traded to San Francisco prior to 1996 season. Traded to White Sox after 1997 season, then played 1998 season in Japan (Hanshin Tigers). Pitched in 140 games with Tampa Bay before being traded to Seattle in 2002. Played with Toronto in 2003. Injured in 2004. Signed with Detroit in 2005.

Ed Crowley
Washington-A (1928) **-** Played in two games and had one big-league at-bat.

Brandon Cumpton
Pittsburgh-N (2013-15) **-** Pitched well in five late-season starts for the Pirates during his MLB debut season in 2013, posting a 2.05 ERA and 2-1 record in 30.2 innings. Made 10 starts in 2014 and was 3-4 with a 4.89 ERA. Spent the 2015 and 2016 seasons recovering from Tommy John surgery.

Derek Dietrich
Miami-N (2013-18), Cincinnati-N (2019), Texas-A (2020) **-** Was called up by the Miami Marlins in 2013 and made his MLB debut on May 8, 2013 at San Diego and singled in his first at-bat. Played in 106 games for the Marlins between 2013 and 2014 with 14 homers and 40 RBI. Appeared in a then career-high 90 games and hit .256 with 10 home runs in 2015. Played in 128 games for the Marlins in 2016, hitting .279 with seven home runs, 20 doubles, five triples, 42 RBIs and 39 runs scored in 2016. In 2017, he played in 135 games and hit .249 with 13 home runs, 22 doubles, 43 RBIs and 56 runs scored. Played in 149 games in 2018, hitting .265 for 132 hits, 16 home runs, 45 RBI and a career-high 72 runs scored. Signed as a free agent with Cincinnati in 2019, playing 113 games and hitting .187 with 47 hits, 19 home runs and 43 RBI. Played 25 games in 2020 with Texas, hitting .197 for 12 hits, five homers and eight RBI.

Claud Derrick
Philadelphia-A (1910-12), New York-A (1913), Cincinnati-N/Chicago-N (1914) **-** Played at Tech one year (1907); career .242 hitter as a utility infielder.

Todd Dunn
Milwaukee-A (1997) **-** A football player at Tech for one year, batted .229 in 44 games for the Brewers.

David Elder
Cleveland-A (2002-03) - Made debut in 2002, posting a 3.13 ERA in 15 relief appearances.

Jacob Esch
Miami-N (2015-16) - Called up from Triple A by the Marlins and made his debut on August 31, 2016. Started three games for the Marlins, going 0-1 with a 5.54 ERA over 13.0 innings.

Buck Farmer
Detroit-A (2014-21) - Made his MLB debut on August 13, 2014 and pitched four games (two starts) for the Tigers during his rookie season. Worked 40.1 innings in 14 games for Detroit in 2015. Split time between Detroit and Toledo (Triple A) in 2016, appearing in 14 games for the Tigers. He went 0-1 with a 4.60 ERA over 29.1 innings pitched. Called up on four different occasions for the Detriot Tigers in 2017, Farmer went 5-5 over 11 starts, posting a 6.75 ERA while striking out 49 batters over 48.0 innings of action on the mound. Made one start, but 66 appearances in 2018. Finished with a 4.15 ERA as a reliever, allowing just 32 earned runs in 69.1 inings of work. In 2019, made a career-most 73 appearances and one start, finishing eight games. Posted a career-best 3.72 ERA for a 6-6 record, alloing just 28 earned runs in 67.2 innings, striking out 73 on the year. Closed nine games with 23 appearances overall in 2020, finishing 1-0 with a 3.80 ERA. In 21.1 innings, he allowed just nine runs while striking out 14. Made 36 appearances in 2021, including eight closes, for a 6.37 ERA. In 35.1 innings, allowed 25 run, striking out 37.

Nomar Garciaparra
Boston-A (1996-2004), Chicago-N (2004-05), Los Angeles-N (2006-08), Oakland-A (2009) **-** Called up in September of 1996. Installed as the Red Sox starting shortstop in 1997, earned a spot on the American League All-Star team and was voted AL Rookie of the Year. Hit cleanup for the Red Sox in 1998 with 35 HR and 122 RBI. American League batting champion in both 1999 (.357) and 2000 (.372). All Star in 2000. Traded to Chicago during the 2004 season and signed by Los Angeles in 2006. All Star as a first baseman in 2006 and moved to third base for the Dodgers in 2007. Played 55 games for the Dodgers in 2008, 31 at SS. Signed for one year by Oakland in 2009, playing in 65 games while batting .281. Signed a one-game deal with the Red Sox in 2010, retiring the same day.

Tyler Greene
St. Louis-N (2009-12), Houston-N (2012), Chicago-A (2013) **-** Called up by the Cardinals on April 30, 2009. Hit .222 with two home runs and seven RBI in 48 games for St. Louis. Had 23 hits in 44 games with the Cardinals in 2010. Played 58 games for the Cards in 2011 and hit .212. Traded to Houston midway through 2012 and hit .246 with seven homers in 29 games with the Astros that year.

Jim Hearn
St. Louis-N (1947-50), New York-N (1950-56), Philadelphia-N (1957-59) **-** Posted 109-89 record and a 3.81 ERA in 13 seasons. Led NL in ERA (2.49) and shutouts (5) in 1950. Won game three of 1951 World Series, pitching 8 2/3 innings. Had 63 complete games in his career.

Weldon Henley
Philadelphia-A (1903-05), Brooklyn-N (1907) **-** Had 32-43 record and a 2.94 ERA in four seasons. Pitched no-hitter vs. St. Louis on July 22, 1905. Had 61 complete games in 81 career starts.

Riccardo Ingram
Detroit-A (1994), Minnesota-A (1995) **-** After six seasons in the minors, received call from Detroit in July and August of 1994. Minnesota acquired him in the off-season; Ingram made Twins debut July 19, 1995. Now a minor league coach.

Michael Jerzembeck
New York-A (1998) **-** September call-up by the Yankees. Surrendered HR to Jason Varitek in his first start. On disabled list in 1999.

Dick Jones
Washington-A (1926-27) **-** Pitched in six games and posted a 2-1 record with a 6.66 ERA.

Scott Jordan
Cleveland-A (1988) **-** A September call-up by the Indians in 1988, he was traded to the Astros and played most of the 1989 season at class AA Columbus.

Ed Lafitte
Detroit-A (1909-12), Brooklyn-F (1914-15), Buffalo-F (1915) **-** Had 35-36 career record and 3.34 ERA in five seasons. Completed 47 of his 75 career starts. Pitched no-hitter against Kansas City on September 19, 1914. Also batted .220 in his career.

Russ Lyon
Cleveland-A (1944) **-** Played in seven games and had two hits in 11 official at-bats.

Marty Marion
St. Louis-N (1940-1950), St. Louis-A (1952-53) **-** Batted .263 in 13-year major league career, and had a .231 average in 23 World Series games. Played 1,555 of his 1,572 big-league games at shortstop. Also managed from 1951-56.

Erskine Mayer
Philadelphia-N (1912-18), Pittsburgh-N (1918-19), Chicago-A (1919) **-** Posted 91-70 career record and a 2.96 ERA in eight seasons. Started two games in 1915 World Series, one a complete-game loss. Pitched the ninth inning of game five of 1919 Series for the infamous Chicago "Black Sox," his final major league appearance.

Sam Mayer
Washington-A (1915) **-** Hit .241 in 11 games for the Nationals

Deck McGuire
Cincinnati-N (2016-17) **-** Made his major league debut on September 12, 2017 with the Cincinnati Reds. He went 1-1 overall with an ERA of 2.63 in six appearances, which included two starts in 2017. He struck out 11 batters over a total of 13.2 innings of work.

Tom McMillan
Brooklyn-N (1908-10), Cincinnati-N (1910), New York-A (1912) **-** Batted .209 in four seasons, stole 45 bases in 297 games.

Scrappy Moore
St. Louis-A (1917) **-** Played in four games

Matt Murton
Chicago-N (2005-08), Oakland-A (2008), Colorado-N (2009) **-** Made debut with the Cubs in 2005 and hit .321 in 51 games. Started 122 games in 2006. Played in 94 games for the Cubs in 2007 and 19 in 2008 before being traded to Oakland. Traded to Rockies on Feb. 4, 2009 where he played in 29 games.

David Newhan
San Diego (1999-2000), Philadelphia-N (2000-01), Baltimore-A (2004-06), New York-N (2007), Houston-N (2008) **-** Made debut with Padres in 1999; signed by Philadelphia midway through 2000 season. Signed by Baltimore in 2004. Played in 56 games for the Mets in 2007. Signed by the Astros in 2008 and played in 64 games in Houston.

GEORGIA TECH'S MAJOR LEAGUERS

Mike Nickeas
New York-N (2010-12), Toronto-A (2012-13) - Called-up by the Mets on September 4, 2010. Played in five games and had two hits in 10 at-bats. Played 21 games for the Mets in 2011, and played in 47 games in 2012. Was traded to Toronto following 2012.

Micah Owings
Arizona-N (2007-08), Cincinnati-N (2008-10), Arizona-N (2011), San Diego-N (2012) - Made 27 starts in his rookie season, going 8-8 in 152.2 innings of work. Played in 35 games for the Diamondbacks in 2008 before being traded to Cincinnati mid-season. Started 19 games for the Reds in 2009 posting a 7-12 record with a 5.34 ERA. Appeared in 33 games (four starts) and was 8-0 for NL West champion Arizona in 2011. Finished 2011 with a 3.57 ERA in 63 innings. Was traded to the Padres in 2012, going 0-2 with a 2.79 ERA.

Joe Palmisano
Philadelphia-A (1931) - Batted .227 in 19 games.

Daniel Palka
Chicago-A (2018-19) - Appeared in 124 games for the White Sox as an outfielder and designated hitter after being claimed off waivers. Hit .240 with 100 hits, 15 doubles and 27 home runs -- the most among rookies in 2018. His a sophomore slump in 2019, only appearing in 30 Big League games, where he hit .107 for nine hits, two homers and four RBI. Regained his stride in AAA with the Charlotte Knights as he hit .263 for 104 hits, 23 doubles, 27 homers for 72 RBI over 106 games.

Eric Patterson
Chicago-N (2007-08), Oakland-A (2008-10), Boston-A (2010), San Diego-N (2011) - Called up from Triple-A by the Cubs multiple times in 2008, playing in 13 games, before being traded to Oakland mid-season. Hit .287 with a home run and 11 RBI in 39 games in 2009. Traded to Boston after 45 games with Oakland in 2010. Batted .226 with six homers and 16 RBI in 45 games with the Red Sox. Played 47 games and hit .180 for the Padres in 2011.

Jay Payton
New York-N (1998-2002), Colorado-N (2002-03), San Diego-N (2004), Boston-A (2005), Oakland-A (2005-06), Baltimore-A (2007-08) - September call-up by the Mets twice. Became everyday starter in center field in 2000 and played in World Series. Traded to Colorado in July, 2002, and hit .335 in 47 games. Signed by San Diego in 2004. Signed by Boston in 2005, and traded to Oakland during the season. Started 116 games for the Orioles in 2007 and played in 127 games in 2008.

Jason Perry
Atlanta-N (2008) - Called up July 4, 2008, and played in four games for the Braves.

Marc Pisciotta
Chicago-N (1997-99), Kansas City (1999) - Called up in June, 1997, and earned a win in his first relief appearance.

Jim Poole
Los Angeles-N (1990), Texas-A (1991), Baltimore-A (1991-94), Cleveland-A (1995), San Francisco-N (1996-98), Cleveland-A (1998-99), Philadelphia-A (1999), Detroit-A (2000), Montreal-N (2000) - Struck out Tony Gwynn in 1990 debut with L.A. Waived by Baltimore following 1994 season, signed with Cleveland, pitching for Indians in 1995 and part of 1996 before being traded to San Francisco. Giants waived him in 1998, picked up by Cleveland to finish season. Pitched for Philadelphia in 1999, and played with Detroit and Montreal in 2000. Allowed a David Justice home run in game 6 of 1995 the World Series with the Indians.

Del Pratt
St. Louis-A (1912-17), New York-A (1918-20), Boston-A (1921-22), Detroit-A (1923-24) - Second baseman who batted .292 with 966 RBI in 13 major league seasons. Hit .302 in his rookie year and finished his career with five consecutive .300 seasons, including a career-best .324 with Boston in 1921. Never played in fewer than 101 games in any season.

Bobby Reeves
Washington-A (1926-28), Boston-A (1929-31) - Batted .252 in 502 games, career-high 66 runs scored in 1929. Pitched in one game in 1931.

Brad Rigby
Oakland-A (1997-99), Kansas City-A (1999-2000), Montreal-N (2000) - Called up from Edmonton to make his major league debut June 28 vs. Texas, posting a 1-7 record and a 4.87 ERA. Traded to Kansas City mid-season 1999, went 4-6 overall. Traded to Montreal mid-season 2000, and appeared in 10 games overall.

Bill Strickland
St. Louis-A (1937) - Pitched in nine games (21 1/3 innings) with no record and a 5.91 ERA.

Mark Teixeira
Texas-A (2003-07), Atlanta-N (2007-08), Los Angeles-A (2008), New York-A (2009-16) - Made Major League debut in 2003, and finished fourth in the AL Rookie of the Year voting. Won Silver Slugger award as American League's top offensive first baseman in 2004 and 2005. Earned American League Golden Glove award as top defensive first baseman in 2005 and 2006. Named to 2005 AL All-Star team. Set MLB record for most RBI by a switch-hitter (144) in 2005. Traded to Atlanta halfway through the 2007 season; hit .317 with 17 HR, 56 RBI in 54 games with the Braves. Played in 103 games in Atlanta before being traded to the Los Angeles Angels of Anaheim in 2008. Hit .358 with 13 home runs in 54 games in L.A. Traded to the Yankees in December of 2008. Hit .292 with 39 home runs and 122 RBI for the 2009 World Series Champions. Named AL All-Star and Silver Slugger award winner in 2009. Hit 39 homers (third in AL) and drove in 111 runs (fourth in AL) in 2011. Played in 123 games with 24 homers and 84 RBI in 2012 and won his fifth career Gold Glove. Battled from an injury-plagued 2013 to play 123 games for the Yankees in 2014 with 22 homers and 62 RBI. Made just his third all-star appearance in 2015 hitting 31 home runs and slugging .548 in 111 games. Battled injuries all season long in 2016, finishing the season hitting .204 with 15 home runs, 16 doubles, 44 RBIs and 43 runs scored in 116 games. Announced his plans to retire on August 5. Finished his 14-year career with a .268 average, 409 home runs, 1,862 hits, 1,298 RBIs and 1,099 runs scored. He was a three-time all-star, three-time AL Silver Slugger, five-time Rawlings AL Gold Glove winner and a 2009 World Series Champion.

Bob Tillman
Boston-A (1962-67), New York-A (1967), Atlanta-N (1968-70) - Batted .232 in nine big-league seasons, with season-high .278 in 1964 as a catcher for the Red Sox. Was a member of the Atlanta Braves 1969 NL West champions.

Cory Vance
Colorado-N (2002-03) - September call up in 2002 and pitched in two games, including one start. Made nine appearances in 2003.

Jason Varitek
Boston-A (1997-10) - Traded from Seattle to Boston in 1997, was a September call-up. Made the club full-time in 1998, became the No. 1 catcher in 1999, hitting .269 with 20 HR. Hit .273 with 25 HR in 2003 and was an AL All-Star. Led Boston to the World Series title in 2004. Named Red Sox team captain in 2005. Named to AL All-Star team and earned the Silver Slugger award in 2005. Helped Boston to the 2007 World Series title. Named an AL All-Star in 2008. Played 68 games for Boston in 2011 and hit .221.

Frank Waddey
St. Louis-A (1931) - Batted .273 in 14 games in his only season.

Matt Wieters
Baltimore-A (2009-16), Washington-N (2016-18), St. Louis-N (2019-20) - Made his MLB debut for the Orioles on May 29, 2009 against the Detroit Tigers. Hit .288 with 15 doubles, nine home runs and 43 RBI while starting 96 games behind the plate. Played first full year with Orioles in 2010, batting .249 with 11 homers and 55 RBI in 130 games. Had a breakout third season as Baltimore's starting catcher, winning a Fielding Bible Award and a Gold Glove as the best defensive catcher in MLB, and American League, respectively. Hit .262 with 22 homers in 139 games in 2012. Was a repeat Gold Glove winner and All-Star in 2012 after hitting .249 with 23 homers. Earned his third career All-Star nod in 2014, but had his season cut short by injury. Played just 26 games in 2014 and hit .308 with five homers and 18 RBI. Returned to the field in June 2015 after injury and hit .267 with 25 RBI in 75 games. A 2016 AL All-Star, the fourth-time in his career, he hit .243 with 17 home runs, 17 doubles, 66 RBIs and 48 runs scored in 124 games for Baltimore. After signing with the Washington Nationals in the offseason, Wieters played in 123 games for the Nats in 2017. He hit .225 with 10 home runs, 20 doubles, 52 RBIs and 43 runs scored while helping lead the Nationals to the NL East Divisional title. Played in 76 games in 2018, hitting .238 for the year. Finished with 56 hits, eight homers and 30 RBI. Signed with St. Louis as free agent in 2019, appearing in 67 games, hitting .214 for 36 hits, four doubles, 11 homers and 27 RBI. Made his third post-season appearances, helping the Cardinals reach the NLCS where they fell to eventual World Series Champs Washington. Hit .200 in 2020, appearing in 19 games as the Cardinal's catcher. He recorded seven hits, one double and four RBI.

Kris Wilson
Kansas City-A (2000-03), New York-A (2006) - Late season call-up in 2000, posted a 4.19 ERA in 34.1 innings. Made 29 appearances in 2003. Called up by New York in 2006 and made five appearances.

Blake Wood
Kansas City-A (2010-11), Cleveland-A (2013-14), Cincinnati-N (2015-17), - Los Angeles-A (2017-18) - Made debut with the Royals on May 12, 2010. Posted a 5.07 ERA, and a 1-3 record in 51 relief appearances (49.2 IP). Went 5-3 for the Royals with a 3.75 ERA in 55 relief appearances. Made nine appearances for Cleveland in 2013 and 2014. Returned to the MLB in 2016 with the Cincinnati Reds, making 70 appearances out of the bullpen. He went 6-5 with one save and posted a 3.99 ERA in 76.2 innings of work on the season. Spent most of the 2017 season with the Reds before being picked up off waivers in August by the Angels. He went 3-4 overall with a 5.45 ERA over 72 games out of the bullpen in 2017. Wood struck out 84 batters over 74.1 innings of work on the mound and finished the year going 2-0 with the Angels in 17 games.

Whit Wyatt
Detroit-A (1929-33), Chicago-A (1933-36), Cleveland-A (1937), Brooklyn-N (1939-44), Philadelphia-N (1945) - Won 106 games, including 17 shutouts, and lost 95 in 16-year career. In 1941, he tied for league lead in wins (22) and shutouts (7) as the Dodgers won the pennant. Pitched two complete games and earned the team's only victory in '41 World Series against the New York Yankees.

YELLOW JACKETS IN THE PROS

Player, Pos.	Year Signed
Jimmy Adams, OF	**1965**
Chicago Cubs	
Lane Akers, SS	**1957**
Kansas City Athletics	
Jon Anderson, C	**1990**
California Angels	
Tom Angley, C	**1929**
Chicago Cubs	
Luke Bard, P	**2012**
Minnesota Twins, Los Angeles Angels	
Wade Bailey, 2B	**2018**
Los Angeles Angels	
Tucker Barr, C	**1996**
Houston Astros	
Red Barron, OF	**1929**
Boston Braves	
Jason Basil, C-OF	**2001**
Oakland Athletics	
Joey Bart, C	**2018**
San Francisco Giants	
Jerry Bass, P	**1977**
Los Angeles Dodgers	
Mike Bell, 1B	**1990**
Atlanta Braves	
Brett Binkley, P	**1993**
Los Angeles Dodgers, Atlanta Braves	
Charlie Bishop, P	**1952**
Philadelphia Athletics	
Charlie Blackmon, OF	**2008**
Colorado Rockies	
Bud Blemker, P	**1959**
Kansas City Athletics	
Brandon Boggs, OF	**2004**
Texas Rangers, Milwaukee Brewers	
Frank Bolick, 3B	**1987**
Milwaukee Brewers, Seattle Mariners, Montreal Expos, Pittsburgh Pirates, Colorado Rockies, Anaheim Angels, Chiba Lotte Marines	
Brannon Bonifay, 3B	**1971**
Atlanta Braves	
Cam Bonifay, 1B	**1974**
St. Louis Cardinals	
Kenny Bonifay, 1B-OF	**1991**
Pittsburgh Pirates	
Jed Bradley, LHP	**2011**
Milwaukee Brewers, Atlanta Braves, Baltimore Orioles	
Darren Bragg, OF	**1991**
Seattle Mariners, Boston Red Sox, St. Louis Cardinals, Colorado Rockies, New York Mets, New York Yankees, Atlanta Braves, San Diego Padres, Cincinnati Reds	
Kevin Brown, P	**1986**
Texas Rangers, Baltimore Orioles, Miami Marlins, San Diego Padres, Los Angeles Dodgers New York Yankees	
Andy Bruce, 3B	**1991**
St. Louis Cardinals	
Corlis Buchanan	**1910**
Atlanta Crackers	
Brian Burks, P	**2004**
San Diego Padres	
Chase Burnett, OF	**2010**
Cleveland Indians	
Eddie Burns, P	**2008**
Cleveland Indians	
Brad Busbin, P	**2002**
Philadelphia Phillies	
Scott Byers, 1B	**1996**
California Angels	
Anthony Byrd, OF	**1992**
Minnesota Twins	
Marlon Byrd, OF	**1999**
Philadelphia Phillies, Washington Nationals, Texas Rangers, Chicago Cubs, Boston Red Sox, New York Mets, Pittsburgh Pirates, Cincinnati Reds, San Francisco Giants, Cleveland Indians	
Pete Caldwell, 3B	**1966**
Atlanta Braves	
Bill Calhoun, 1B	**1912**
Macon Peaches, Boston Braves	
Kevin Cameron, P	**2001**
Minnesota Twins, San Diego Padres Oakland Athletics	
Lew Carpenter, P	**1943**
Washington Senators	
Randy Carroll, 2B	**1966**
Cleveland Indians	
Bruce Chen, P	**1993**
Atlanta Braves, Philadelphia Phillies, New York Mets, Montreal Expos, Cincinnati Reds, Houston Astros, Boston Red Sox, Baltimore Orioles, Toronto Blue Jays, Texas Rangers, Kansas City Royals, Cleveland Indians	
Sam Clay, P	**2014**
Minnesota Twins, Washington Nationals	
Paul Cobb, OF-1B	**1906**
St. Louis Browns	
Brent Colson, P	**1992**
Los Angeles Dodgers	
Wally Crancer, OF	**2007**
Baltimore Orioles	
Trevor Craport, 3B	**2017**
Baltimore Orioles	
Doug Creek, P	**1991**
St. Louis Cardinals, San Francisco Giants, Chicago Cubs, Tampa Bay Rays, Seattle Mariners, Toronto Blue Jays, St. Louis Cardinals, Detroit Tigers	
Jordan Crews, P	**2005**
Chicago Cubs	
Butch Crook, P	**1966**
Houston Astros	
Chuck Crowder, P	**1999**
Colorado Rockies	
Ed Crowley, 3B	**1928**
Washington Senators	
Brandon Cumpton, P	**2010**
Pittsburgh Pirates, Texas Rangers	
Xzavion Curry, P	**2019**
Cleveland Indians	
Jake Davies, 1B	**2012**
Boston Red Sox	
Derek Dietrich, SS/2B	**2010**
Tampa Bay Rays, Miami Marlins, Cincinnati Reds, Texas Rangers	
Claud Derrick, INF	**1910**
Philadelphia Athletics, New York Giants, Cincinnati Reds, Chicago Cubs	
Bobby Dews, SS	**1960**
St. Louis Cardinals	
Stephen Donaghey, P	**1999**
Cleveland Indians	
Sam Dove, IF	**2013**
Philadelphia Phillies	
Sam Drake, P	**1989**
Milwaukee Brewers	
David Duncan, P	**2008**
Houston Astros	
Geoff Duncan, P	**1996**
Miami Marlins	
Todd Dunn, OF	**1989**
Milwaukee Brewers	
David Elder, P	**1997**
Texas Rangers, Cleveland Indians, Atlanta Braves, New York Yankees, Kansas City Royals	
Larry Elliott, SS	**1972**
Detroit Tigers	
Tristin English	**2019**
Arizona Diamondbacks	
Scott Erwin, P	**1989**
Oakland Athletics	
Jacob Esch, OF/P	**2011**
Miami Marlins, San Diego Padres	
Zane Evans, C	**2013**
Kansas City Royals	
Buck Farmer, P	**2013**
Detroit Tigers	
Mark Fischer, OF	**1997**
Boston Red Sox	
Michael Fisher, SS	**2007**
Atlanta Braves, New York Mets	
Carlton Fleming, 2B	**1992**
New York Yankees, St. Louis Cardinals, St. Paul Saints	
Keith Fleming, P	**1986**
Milwaukee Brewers	
Mike Fowler, OF	**1987**
Atlanta Braves	
Nomar Garciaparra, SS-3B	**1994**
Boston Red Sox, Chicago Cubs, Los Angeles Dodgers, Oakland Athletics	
Pete Geist, SS-P	**1985**
Los Angeles Dodgers, Toronto Blue Jays	
John Gher, OF-P	**1962**
Cleveland Indians	
Al Gogolin, P	**1994**
Oakland Athletics	
Brandon Gold, P	**2016**
Colorado Rockies	
Matt Gonzalez, 2B	**2016**
Atlanta Braves	
Chris Goodman, P	**2003**
Kansas City Royals, Boston Red Sox	
Matthew Gorst	**2016**
Boston Red Sox	
Steve Green, OF	**1987**
Los Angeles Dodgers, Detroit Tigers	
Tom Green, OF	**1990**
Pittsburgh Pirates	
Tyler Greene, SS	**2005**
St. Louis Cardinals, Houston Astros, Chicago White Sox, Atlanta Braves, San Diego Padres	
Ty Griffin, 2B	**1988**
Chicago Cubs, Cincinnati Reds, St. Louis Cardinals	
Matthew Grimes, P	**2014**
Baltimore Orioles	
Garrett Groce, OF	**2005**
Tampa Bay Devil Rays	
Michael Guldberg, OF	**2020**
Oakland Athletics	
Tim Gustafson, P	**2006**
Atlanta Braves, Cincinnati Reds, Colorado Rockies, Baltimore Orioles	
Kevin Guyette, P	**2005**
Boston Red Sox	
Gary Hardie, SS	**1979**
New York Mets	
Jim Hearn, P	**1947**
St. Louis Cardinals, New York Giants, Philadelphia Phillies	
Josh Heddinger, P	**2014**
Detroit Tigers	
Weldon Henley, P	**1901**
Philadelphia Athletics	
Chris Hicks, P	**2008**
Houston Astros	
Wes Hodges, IF	**2006**
Cleveland Indians, San Francisco Giants	
Heath Honeycutt, INF	**1998**
Miami Marlins, Arizona Diamondbacks, Cincinnati Reds	
Jay Hood, SS	**1998**
Anaheim Angels	
John Horn, P	**1985**
Chicago Cubs	
Mike Hostetler, P	**1991**
Atlanta Braves	
Jonathan Hughes, P	**2020**
Philadelphia Phillies	
Brant Hurter, P	**2021**
Detroit Tigers	
Jared Hyatt, P	**2007**
Texas Rangers	
Lee Hyde, P	**2006**
Atlanta Braves, Washington Nationals, New York Yankees, Cincinnati Reds	
Mott Hyde, IF	**2014**
Houston Astros	
Riccardo Ingram, OF	**1988**
Detroit Tigers, Minnesota Twins	
Jim Ison	**1910**
Richmond	
Dusty Isaacs, P	**2014**
Toronto Blue Jays	
Kevin Jacob, RHP	**2011**
St. Louis Cardinals, Baltimore Orioles	
Michael Jerzembeck, P	**1992**
New York Yankees, Minnesota Twins	
Reggie Johnson, UT	**1992**
Los Angeles Dodgers	
Dick Jones, P	**1926**
Washington Senators	
Scott Jordan, OF	**1985**
Cleveland Indians, Houston Astros	
Connor Justus, SS	**2016**
Los Angeles Angels of Anaheim	
Steve Kelly, P	**2001**
Cincinnati Reds, Somerset Patriots	
Jeff Kindel, OF	**2006**
Colorado Rockies	
Bert Kizer, 1B	**1977**
New York Mets	
Andrew Kown, P	**2004**
Detroit Tigers, Washington Nationals, San Francisco Giants	
Dan Kyslinger, P	**1992**
Miami Marlins	
Tim Ladd, P	**2007**
Atlanta Braves	

YELLOW JACKETS IN THE PROS

Player, Pos.	Year Signed
Ed LaFitte, P	**1907**
Detroit Tigers	
J.A. Lafitte, C	**1909**
Macon Peaches	
Adam Leggett, 2B	**1997**
Anaheim Angels	
Cole Leonida, C	**2010**
Washington Nationals	
Richard Lewis, 2B	**2001**
Atlanta Braves, Chicago Cubs, Kansas City Royals	
Rick Lockwood, 3B	**1983**
Baltimore Orioles, New York Mets, Toronto Blue Jays, St. Louis Cardinals, Chicago Cubs	
Matt Lorenzo, P	**2003**
Texas Rangers, Atlanta Braves, Pittsburgh Pirates	
Russ Lyon, C	**1944**
Cleveland Indians	
Justyn-Henry Malloy, 3B	**2021**
Atlanta Braves	
Marty Marion, SS	**1940**
St. Louis Cardinals, St. Louis Browns	
Erskine Mayer, P	**1912**
Philadelphia Phillies	
Sam Mayer, OF	**1915**
Washington Nationals	
Kyle McCann, C	**2019**
Oakland Athletics	
Walt McConnell, 3B	**1985**
Los Angeles Dodgers	
Terry McCormick, P	**1998**
Tampa Bay Devil Rays	
Deck McGuire, P	**2010**
Toronto Blue Jays, Oakland Athletics, Los Angeles Dodgers, St. Louis Cardinals, Cincinnati Reds, Toronto Blue Jays	
Tommy McMillan, SS	**1906**
Baton Rouge, Brooklyn Dodgers	
Eric McQueen, C	**1999**
Colorado Rockies	
Victor Menocal, P	**2002**
Philadelphia Phillies	
Andy Mitchell, P	**2001**
Baltimore Orioles	
Jeff Mons, C	**1987**
Los Angeles Dodgers	
Chris Morgan, OF	**1984**
Detroit Tigers	
A.J. Murray, C	**2015**
Minnesota Twins, Milwaukee Brewers	
Chase Murray	**2019**
Pittsburgh Pirates	
Luke Murton, OF	**2009**
New York Yankees	
Matt Murton, OF	**2003**
Boston Red Sox, Chicago Cubs, Oakland Athletics, Colorado Rockies, Hanshin Tigers (Japan), Chicago Cubs, Detroit Tigers	
Jason Neighborgall, P	**2005**
Arizona Diamondbacks	
David Newhan, 1B-OF	**1993**
Oakland Athletics, San Diego Padres, Philadelphia Phillies, Colorado Rockies, Texas Rangers, Baltimore Orioles, New York Mets, Houston Astros	
Gary Newsom, 2B	**1982**
Los Angeles Dodgers, Atlanta Braves	

Player, Pos.	Year Signed
Thomas Nichols, 3B/C	**2010**
Los Angeles Angels	
Mike Nickeas, C	**2004**
Texas Rangers, New York Mets, Toronto Blue Jays	
Micah Owings, P	**2005**
Arizona Diamondbacks, Cincinnati Reds, San Diego Padres, Milwaukee Brewers, Miami Marlins, Seattle Mariners	
Arden Pabst, C	**2016**
Pittsburgh Pirates	
Daniel Palka, OF	**2013**
Arizona Diamondbacks, Minnesota Twins, Chicago White Sox	
Joe Palmisano, C	**1925**
Philadelphia Athletics	
Billy Parham, P	**1988**
Los Angeles Dodgers	
Tyler Parker, C	**2002**
St. Louis Cardinals	
Rhett Parrott, P	**2001**
St. Louis Cardinals	
Eric Patterson, 2B	**2004**
Chicago Cubs, Oakland Athletics, Boston Red Sox, San Diego Padres, Detroit Tigers, Milwaukee Brewers	
Danny Payne, OF	**2007**
San Diego Padres	
Jay Payton, OF	**1994**
New York Mets, Colorado Rockies, San Diego Padres, Boston Red Sox Oakland Athletics, Baltimore Orioles	
Jason Perry, OF	**2002**
Toronto Blue Jays, Oakland Athletics Detroit Tigers, Atlanta Braves, Tampa Bay Rays	
Ryan Peurifoy, OF	**2017**
Pittsburgh Pirates	
Marc Pisciotta, P	**1991**
Pittsburgh Pirates, Chicago Cubs Atlanta Braves, Cleveland Indians	
Tony Plagman, 1B	**2010**
Detroit Tigers	
Jim Poole, P	**1988**
Los Angeles Dodgers, Texas Rangers, Baltimore Orioles, Cleveland Indians, San Francisco Giants, Philadelphia Phillies, Detroit Tigers, Montreal Expos	
Mark Pope, P	**2011**
San Diego Padres, Atlanta Braves, Los Angeles Dodgers	
Scott Prather, P	**1998**
St. Louis Cardinals	
Del Pratt, 2B	**1912**
St. Louis Browns, New York Yankees, Boston Red Sox, Detroit Tigers	
Bryan Prince, C	**2001**
Cincinnati Reds	
Baron Radcliff, OF	**2019**
Philadelphia Phillies	
H.F. Reagin, C	**1974**
Atlanta Braves	
Bobby Reeves, P	**1926**
Washington Senators, Boston Red Sox	
Clifton Remole, OF-1B	**2004**
Anaheim/Los Angeles Angels	
Brad Rigby, P	**1994**
Oakland Athletics, Kansas City Royals, Montreal Expos, Houston Astros	
Ryan Ritter, 2B	**1995**
Milwaukee Brewers	

Player, Pos.	Year Signed
Whit Robbins, IF	**2006**
Minnesota Twins	
Andrew Robinson, P	**2010**
Houston Astros, Atlanta Braves, Baltimore Orioles, Washington Nationals, Los Angeles Dodgers	
Ronnie Robinson, P	**2003**
San Diego Padres	
Stu Rogers, P	**1984**
Texas Rangers	
Jeff Rowland, OF	**2010**
Detroit Tigers	
Brad Rulon, P	**2008**
New York Yankees	
Zac Ryan, P	**2017**
Los Angeles Angels of Anaheim	
Wes Rynders, P	**2004**
Washington Wild Things	
Brian Sager, P	**2001**
Chicago White Sox, Arizona Diamondbacks	
Matt Saier, P	**1995**
Kansas City Royals	
Kyle Schmidt, P	**2005**
Baltimore Orioles	
Todd Shiver, P	**1987**
Milwaukee Brewers	
Matt Skole, IF	**2011**
Washington Nationals	
Jeremy Slayden, OF	**2005**
Philadelphia Phillies	
Michael Sorrow, INF	**1996**
San Francisco Giants	
Mike Sorrow, P	**1972**
New York Yankees	
Daniel Spingola, OF	**2015**
Chicago Cubs	
John Stewart, P	**1986**
Atlanta Braves	
Brad Stockton, OF	**2001**
Texas Rangers	
Bill Strickland, P	**1937**
St. Louis Browns	
Mark Teixeira, 3B	**2001**
Texas Rangers, Atlanta Braves, Los Angeles Angels, New York Yankees	
Rich Thieme, P	**1997**
Atlanta Braves	
Brandon Thomas, OF	**2013**
New York Yankees	
Connor Thomas, P	**2019**
St. Louis Cardinals	
J.J. Thomas, 1B	**1997**
Houston Astros	
Tommy Thompson, 1B	**1981**
Kansas City Royals	
Bob Tillman, C	**1962**
Boston Red Sox, Atlanta Braves	
Ted Tomasovich, OF	**1969**
Cincinnati Reds	
Mike Trapani, 2B	**2006**
Detroit Tigers	
Ryan Turner, P	**2007**
Texas Rangers	
Cory Vance, P	**2000**
Colorado Rockies, Texas Rangers	
Jason Varitek, C	**1995**
Seattle Mariners, Boston Red Sox	
Zach Von Tersch, P	**2009**
New York Mets	

Player, Pos.	Year Signed
Luke Waddell, SS	**2021**
Atlanta Braves	
Frank Waddey, OF	**1931**
St. Louis Browns	
Nick Wagner, P	**2004**
Tampa Bay Rays	
Aaron Walker, P	**2004**
Tampa Bay Rays	
Jeff Watchko, P	**2003**
Colorado Rockies	
K.G. White, OF	**1988**
Los Angeles Dodgers	
Matt Wieters, C	**2007**
Baltimore Orioles, Washington Nationals, St. Louis Cardinals	
Amos Willingham, P	**2019**
Washington Nationals	
Kris Wilson, P	**1997**
Kansas City Royals, Boston Red Sox, New York Yankees	
Michael Wolff, OF	**1992**
California Angels, Oakland Athletics	
Blake Wood, P	**2006**
Kansas City Royals, Cleveland Indians, Cincinnati Reds, Los Angeles Angels of Anaheim	
Sam Woodward	**1906**
Baton Rouge	
Kyle Wren, OF	**2013**
Atlanta Braves, Milwaukee Brewers	
Jase Wrigley, P	**1998**
Colorado Rockies	
Whit Wyatt, P	**1929**
Detroit Tigers, Chicago White Sox, Cleveland Indians, Brooklyn Dodgers, Philadelphia Athletics	
L.J. Yankosky, P	**1998**
Atlanta Braves	
Simon Young, P	**1999**
Cleveland Indians	

NOTE: Originally signed with the first organization listed; Information current as of 2020-21 baseball season.

YELLOW JACKETS IN THE MLB DRAFT

GEORGIA TECH DRAFT PICKS PER YEAR

1965	1
1966	2
1967	1
1968	1
1969	1
1970	0
1971	1
1972	0
1973	1
1974	1
1975	0
1976	0
1977	2
1978	0
1979	1
1980	0
1981	1
1982	2
1983	3
1984	2
1985	4
1986	4
1987	6
1988	4
1989	5
1990	6
1991	6
1992	5
1993	2
1994	6
1995	2
1996	5
1997	6
1998	6
1999	3
2000	1
2001	9
2002	6
2003	4
2004	10
2005	5
2006	7
2007	10
2008	7
2009	4
2010	10
2011	5
2012	5
2013	7
2014	6
2015	2
2016	5
2017	3
2018	2
2019	7
2020	2
2021	3
TOTAL	***210***

DRAFT PICK BREAKDOWNS

Players drafted while at Georgia Tech....181
Draft selections in Georgia Tech history..210
HS draftees that attended Georgia Tech...87

First Round Selections.....10

Kevin Brown	1986	4th
Ty Griffin	1988	9th
Jason Varitek	1993#	21st
Jason Varitek	1994	14th
Nomar Garciaparra	1994	12th
Mark Teixeira	2001	5th
Tyler Greene	2005	30th
Matt Wieters	2007	5th
Deck McGuire	2010	11th
Joey Bart	2018	2nd

Supplemental First Round.....7

Jay Payton	1994	29th
Mark Fischer	1997	35th
Richard Lewis	2001	40th
Matt Murton	2003	32nd
Danny Payne	2007	64th
Jed Bradley	2011	15th
Luke Bard	2012	42nd

Second Round Selections.....6

Butch Crook	1966
Ted Tomasovich	1969
Brad Rigby	1994
Wes Hodges	2006
Charlie Blackmon	2008
Derek Dietrich	2010 *

 # returned to Georgia Tech
** Supplemental pick*

Rounds 3-5.....38
Rounds 6-10.....32
Rounds 11-20.....59
Rounds 21-70.....58

UNDER DANNY HALL (SINCE 1994)

Players drafted while at Georgia Tech....131
Total Georgia Tech draft selections.....148
HS draftees that attended Georgia Tech...64

First Round Selections.....7

Nomar Garciaparra	1994	12th
Jason Varitek	1994	14th
Mark Teixeira	2001	5th
Tyler Greene	2005	30th
Matt Wieters	2007	5th
Deck McGuire	2010	11th
Joey Bart	2018	2nd

Supplemental First Round.....7

Jay Payton	1994	29th
Mark Fischer	1997	35th
Richard Lewis	2001	40th
Matt Murton	2003	32nd
Danny Payne	2007	64th
Jed Bradley	2011	15th
Luke Bard	2012	42nd

Second Round Selections.....4

Brad Rigby	1994
Wes Hodges	2006
Charlie Blackmon	2008
Derek Dietrich	2010 *

** Supplemental pick*

Top Five Rounds.....49
Top 10 Rounds.....64

YELLOW JACKETS IN THE MLB DRAFT

GEORGIA TECH PLAYERS IN THE DRAFT (by name)

Player	Year	Organization	Round
Jon Anderson, c	1988	+	California Angels	44
	1989	#	California Angels	48
Wade Bailey, 2b	2018		Los Angeles Angels	33
Kyle Bakker, lhp	2000	+	Philadelphia Phillies	37
	2003		Atlanta Braves	20
Luke Bard, rhp	2009	+	Boston Red Sox	16
	2012		Minnesota Twins	*1
Tucker Barr, c	1993	+	Oakland Athletics	3
	1996		Houston Astros	5
Joey Bart, c	2018		San Francisco	1
Jason Basil, c	1997	+	Cleveland Indians	32
	2001		Oakland Athletics	15
Jerry Bass, rhp	1977		Los Angeles Dodgers	14
Brett Binkley, lhp	1993		Los Angeles Dodgers	14
Charlie Blackmon, of	2004	++	Florida Marlins	28
	2005	+	Boston Red Sox	20
	2008		Colorado Rockies	2
Steven Blackwood, of	2005	#	St. Louis Cardinals	26
W.J. Blane, 1b	1967		Baltimore Orioles	36
Brandon Boggs, of	2001	+	New York Yankees	50
	2004		Texas Rangers	4
Frank Bolick, 3b	1985	+	Montreal Expos	23
	1987		Milwaukee Brewers	9
Kenny Bonifay, 1b	1991		Pittsburgh Pirates	49
Jed Bradley, lhp	2011		Milwaukee Brewers	*1
Darren Bragg, of	1991		Seattle Mariners	22
Kevin Brown, rhp	1986		Texas Rangers	1
Andy Bruce, 3b	1990	#	Oakland Athletics	8
	1991		St. Louis Cardinals	4
Brian Burks, rhp	2004		San Diego Padres	25
Eddie Burns, lhp	2007	#	Atlanta Braves	16
	2008		Cleveland Indians	39
Chase Burnette, of	2010		Cleveland Indians	18
Scott Byers, 1b	1996		California Angels	21
Anthony Byrd, of	1992		Minnesota Twins	11
Kevin Cameron, rhp	1998	+	Chicago White Sox	42
	2001		Minnesota Twins	13
Randy Carroll, 2b	1965	#	Chicago White Sox	18
	1966		Cleveland Indians	6
Sam Clay, lhp	2014		Minnesota Twins	4
Brent Colson, lhp	1992		Los Angeles Dodgers	11
Wally Crancer, of	2007		Baltimore Orioles	12
Trevor Craport, 3b	2017		Baltimore Orioles	11
Doug Creek, lhp	1990	#	California Angels	5
	1991		St. Louis Cardinals	7
Butch Crook, lhp	1966		Houston Astros	2
Chuck Crowder, lhp	1995	+	Detroit Tigers	3
	1998	#	Pittsburgh Pirates	8
	1999		Colorado Rockies	4
Brandon Cumpton, rhp	2010		Pittsburgh Pirates	9
Xzavion Curry, rhp	2019		Cleveland Indians	7
Jake Davies, 1b	2012		Boston Red Sox	21
John Davis, rhp	1990		San Francisco Giants	19
Derek Dietrich, ss	2007	+	Houston Astros	3
	2010		Tampa Bay Rays	2
Jeff Distasio, 1b	1986		San Francisco Giants	32
Sam Dove, 3b	2013		Philadelphia Phillies	14
Sam Drake, rhp	1986	+	Detroit Tigers	25
	1989		Milwaukee Brewers	24
Charles Dudish, SS	1968	+	San Francisco Giants	2
	1971		San Diego Padres	1!
David Duncan, lhp	2005	+	Minnesota Twins	14
	2007	#	Washington Nationals	23
	2008		Houston Astros	5
Geoff Duncan, rhp	1996		Florida Marlins	69
Marty Durkin, 2b	1987	+	Milwaukee Brewers	40
	1989		Cleveland Indians	38
David Elder, rhp	1997		Texas Rangers	4
Tristin English, 1b/rhp	2019		Arizona Diamondbacks	3
Scott Erwin, rhp	1988	#	Los Angeles Dodgers	8
	1989		Oakland Athletics	5
Jacob Esch, rhp/ss	2011		Florida Marlins	11
Zane Evans, c	2013		Kansas City Royals	4
Buck Farmer, rhp	2009	+	Atlanta Braves	46
	2012	#	Milwaukee Brewers	15
	2013		Detroit Tigers	5
Mark Fischer, of	1997		Boston Red Sox	*1
Michael Fisher, ss	2007		Atlanta Braves	6
Carlton Fleming, 2b	1992		New York Yankees	7
Keith Fleming, rhp	1986		Milwaukee Brewers	9
Nomar Garciaparra, ss	1991	+	Milwaukee Brewers	5
	1994		Boston Red Sox	1
Pete Geist, of	1985		Los Angeles Dodgers	3
Al Gogolin, rhp	1994		Oakland Athletics	13
Brandon Gold, rhp	2016		Colorado Rockies	12
Matt Gonzalez, 2b	2012	+	Oakland Athletics	11
	2016		Atlanta Braves	6
Tres Gonzales, of	2019	+	Los Angeles Dodgers	37
Chris Goodman, rhp	2002	#	Florida Marlins	16
	2003		Kansas City Royals	5
John Goodman, rhp	2006	#	St. Louis Cardinals	45
Matthew Gorst, rhp	2016		Boston Red Sox	12
Steve Green, of	1987		Los Angeles Dodgers	18
Tom Green, of	1990		Pittsburgh Pirates	30
Tyler Greene, ss	2002	+	Atlanta Braves	2
	2005		St. Louis Cardinals	1
Ty Griffin, 2b	1985	+	Baltimore Orioles	12
	1988		Chicago Cubs	1
Matthew Grimes, rhp	2010	+	Chiacgo White Sox	4
	2013	#	Philadelphia Phillies	31
	2014		Baltimore Orioles	18
Michael Guldberg, of	2020		Oakland Athletics	3
Tim Gustafson, rhp	2006		Atlanta Braves	9
Buck Hall, lhp	1991	+	Los Angeles Dodgers	32
	1994		Texas Rangers	38
Jason Haniger, c	2008	#	Pittsburgh Pirates	19
Gary Hardie, ss	1976	+	Cleveland Indians	7
	1979		New York Mets	5
Robb Hardy, p	1997	+	Boston Red Sox	32
Andy Hawranick, c	2005	#	Chicago Cubs	48
Josh Heddinger, rhp	2014		Detroit Tigers	14
Chris Hicks, rhp	2005	+	Texas Rangers	35
	2008		Houston Astros	14
Wes Hodges, 3b	2003	+	Chicago White Sox	13
	2006		Cleveland Indians	2
Heath Honeycutt, 3b	1998		Florida Marlins	4
Jay Hood, ss	1995	+	Minnesota Twins	4
	1998		Anaheim Angels	6
John Horn, lhp	1985		Chicago Cubs	28
Mike Hostetler, rhp	1988	+	Atlanta Braves	14
	1991		Atlanta Braves	21
Brian Howard, ss	1981	+	Seattle Mariners	6
Brant Hurter, lhp	2021		Detroit Tigers	7
Jared Hyatt, rhp	2007		Texas Rangers	33
Lee Hyde, lhp	2006		Atlanta Braves	4
Mott Hyde, ss	2010	+	Toronto Blue Jays	44
	2014		Houston Astros	26
Riccardo Ingram, of	1987		Detroit Tigers	4
Dusty Isaacs, rhp	2010	+	Pittsburgh Pirates	50
	2014		Toronto Blue Jays	18
Kevin Jacob, rhp	2010	#	New York Yankees	18
	2011		St. Louis Cardinals	31
Reggie Johnson, 3b	1992		Los Angeles Dodgers	14
Scott Jordan, of	1984	#	Boston Red Sox	16
	1985		Cleveland Indians	4
Connor Justus, ss	2016		Los Angeles Angels	5
Steve Kelly, rhp	1998	+	Chicago White Sox	5
	2001		Cincinnati Reds	4
Roger Kinard, lhp	1987		Atlanta Braves	43
Jeff Kindel, of	2006		Colorado Rockies	14
Bert Kizer, 1b	1977		New York Mets	14
Andrew Kown, rhp	2004		Detroit Tigers	5
Tim Ladd, lhp	2007		Atlanta Braves	9
Adam Leggett, 2b	1997		Anaheim Angels	14
Cole Leonida, C	2010		Washington Nationals	6
Richard Lewis, 2b	2001		Atlanta Braves	*1
Rick Lockwood, 3b	1982	#	Baltimore Orioles	7
	1983		Baltimore Orioles	4
Anthony Maisano, 1b	1990		Seattle Mariners	43
Justyn-Henry Malloy, 3b	2021		Atlanta Braves	6
Zach Maxwell, rhp	2019	+	New York Yankees	30
Kyle McCann, c	2019		Oakland Athletics	4
Walt McConnell, 3b	1985		Los Angeles Dodgers	6
Deck McGuire, rhp	2010		Toronto Blue Jays	1
Eric McQueen, c	1995	+	New York Mets	14
	1999		Colorado Rockies	14
Victor Menocal, ss	1998	+	Atlanta Braves	6
	2002		Philadelphia Phillies	15
Brandon Miller, c	2008	+	Boston Red Sox	33
Chris Morgan, of	1983	#	Kansas City Royals	34
	1984		Detroit Tigers	11
A.J. Murray, c	2011	+	Houston Astros	48
	2015		Minnesota Twins	14
Chase Murray, of	2019		Pittsburgh Pirates	13
Luke Murton, 1b	2007	#	New York Yankees	40
	2008	#	Arizona Diamondbacks	33
	2009		New York Yankees	19
Matt Murton, of	2003		Boston Red Sox	*1
Jason Neighborgall, rhp	2002	+	Boston Red Sox	7
	2005		Arizona Diamondbacks	3
Gary Newsom, 2b	1982		Los Angeles Dodgers	14
Thomas Nichols, 3b	2010		Los Angeles Angels	16
Mike Nickeas, c	2004		Texas Rangers	5
Micah Owings, rhp	2002	+	Colorado Rockies	2
	2004	#	Chicago Cubs	19
Arden Pabst, c	2016		Pittsburgh Pirates	12
Daniel Palka, 1b	2010	+	Philadelphia Phillies	19
	2013		Arizona Diamondbacks	3
Tyler Parker, c	1999	+	New York Mets	6
	2002		St. Louis Cardinals	8
Rhett Parrott, rhp	1998	+	Milwaukee Brewers	4
	2001		St. Louis Cardinals	9
Eric Patterson, 2b	2001	+	Colorado Rockies	23
	2004		Chicago Cubs	8
Danny Payne, of	2007		San Diego Padres	*1
Jay Payton, of	1994		New York Mets	*1
Jason Perry, of	2002		Toronto Blue Jays	6
Philip Perry, rhp	1999	+	New York Mets	41
	2002	#	St. Louis Cardinals	48
Ryan Peurifoy, of	2017		Pittsburgh Pirates	38
Marc Pisciotta, rhp	1991		Pittsburgh Pirates	19
Tony Plagman, 1b	2009	#	New York Yankees	46
	2010		Detroit Tigers	9
Jim Poole, lhp	1987	#	Los Angeles Dodgers	34
	1988		Los Angeles Dodgers	9
Mark Pope, rhp	2008	+	Atlanta Braves	17
	2011		San Diego Padres	5
Scott Prather, lhp	1995	+	California Angels	29
	1998		St. Louis Cardinals	16
Bryan Prince, c	2001		Cincinnati Reds	10
Baron Radcliff, of	2017	+	Atlanta Braves	40
	2020		Philadelphia Phillies	5
Clifton Remole, 1b	2004		Anaheim Angels	11
Brad Rigby, rhp	1991	+	New York Yankees	17
	1994		Oakland Athletics	2
Ryan Ritter, 2b	1992	+	Cleveland Indians	10
	1995		Milwaukee Brewers	8
Whit Robbins, if	2006		Minnesota Twins	4
Andrew Robinson, rhp	2010		Houston Astros	12
Stu Rogers, lhp	1983	#	Texas Rangers	32
Jeff Rowland, of	2009	#	Cleveland Indians	21
	2010		Detroit Tigers	19
Brad Rulon, rhp	2008		New York Yankees	34
Zac Ryan, rhp	2017		Anaheim Angels	23
Brian Sager, rhp	1998	+	Arizona Diamondbacks	13
	2001		Chicago White Sox	13
Matt Saier, rhp	1995		Kansas City Royals	15
Mike Schisler, rhp	1973	#	Milwaukee Brewers	21
	1974		Atlanta Braves	3!
Todd Shiver, rhp	1987		Milwaukee Brewers	19

YELLOW JACKETS IN THE MLB DRAFT

TECH PLAYERS IN THE DRAFT

Player	Year	Organization	Round
Matt Skole, 3b	2011	Washington Nationals	.5
Jeremy Slayden, of	2001	San Diego Padres	.20
	2004	Oakland Athletics	.18
	2005	Philadelphia Phillies	.8
Michael Sorrow, 3b	1996	San Francisco Giants	.29
Daniel Spingola, of	2014	Chicago Cubs	.24
	2015	Chicago Cubs	.31
John Stewart, lhp	1986	Atlanta Braves	.24
Brad Stockton, of	2001	Texas Rangers	.22
Mark Teixeira, 3b	1998	Boston Red Sox	.9
	2001	Texas Rangers	.1
Rich Thieme, lhp	1997	Atlanta Braves	.17
Brandon Thomas, of	2009	Colorado Rockies	.37
	2012	Pittsburgh Pirates	.4
	2013	New York Yankees	.8
Connor Thomas, lhp	2019	St. Louis Cardinals	.5
J.J. Thomas, of	1994	Kansas City Royals	.46
	1997	Houston Astros	.15
Tommy Thompson, 1b	1981	Kansas City Royals	.21
Ted Tomasovich, of	1968	San Diego Padres	.17
	1969	Cincinnati Reds	!2
Ryan Turner, lhp	2007	Texas Rangers	.45
Cory Vance, lhp	1997	Los Angeles Dodgers	.11
	2000	Colorado Rockies	.4
Jason Varitek, c	1990	Houston Astros	.23
	1993	Minnesota Twins	.1
	1994	Seattle Mariners	.1
Zach Von Tersch, rhp	2006	Washington Nationals	.38
	2009	New York Mets	.22
Luke Waddell	2019	Arizona Diamondbacks	.32
	2021	Atlanta Braves	.5
Nick Wagner, rhp	2004	Tampa Bay Devil Rays	.28
Aaron Walker, lhp	2004	Tampa Bay Devil Rays	.30
Jeff Watchko, rhp	2002	Pittsburgh Pirates	.18
	2003	Colorado Rockies	.24
K.G. White, of	1988	Los Angeles Dodgers	.39
Matt Wieters, c	2007	Baltimore Orioles	.1
Amos Willingham, rhp	2019	Washington Nationals	.17
Kris Wilson, rhp	1994	New York Mets	.65
	1997	Kansas City Royals	.9
Joe Wise, rhp	1989	Chicago Cubs	.37
	1990	St. Louis Cardinals	.26
Michael Wolff, of	1992	California Angels	.16
Blake Wood, rhp	2006	Kansas City Royals	.3
Kyle Wren, of	2012	Cincinnati Reds	.30
	2013	Atlanta Braves	.8
Jase Wrigley, rhp	1998	Colorado Rockies	.18
L.J. Yankosky, rhp	1993	Minnesota Twins	.18
	1996	Tampa Bay Devil Rays	.54
	1998	Atlanta Braves	.11
Simon Young, lhp	1996	Florida Marlins	.40
	1999	Cleveland Indians	.48

NOTES:
* Supplemental first-round (sandwich) pick
+ Drafted from high school/junior college but enrolled at Tech
++ Drafted from high school and enrolled in junior college before attending Georgia Tech
# Drafted from Georgia Tech but returned
! Secondary phase of the June/January draft

DRAFTED BEFORE ATTENDING TECH

• Never and/or not yet redrafted

Player	*Year*	*Organization*	*Round*
Robert Aaron, rhp	1996	Cleveland Indians	.36
Luke Bartnicki, lhp	*2018*	*Arizona Diamondbacks*	*.29*
Brad Busbin, rhp	1998	Houston Astros	.3
Jon Crosby, rhp	2002	Arizona Diamondbacks	.45
Stephe Donaghey, rhp	1995	Kansas City Royals	.13
Curtis Dupart, of	2006	Colorado Rockies	.31
Brian Fleury, c	1986	Houston Astros	.21
Mike Fowler, 3b	1985	Los Angeles Dodgers	8!
Tres Gonzalez, of	*2019*	*Los Angeles Dodgers*	*.37*
Kevin Guyette, rhp	2001	Seattle Mariners	.41
Carter Hall, ss	2015	Atlanta Braves	.34
Colin Hall, of	*2017*	*Colorado Rockies*	*.39*
Jon Halverson, rhp	1988	Montreal Expos	.58
Jonathan Hughes, rhp	2015	Baltimore Orioles	.2
Jon Henry Kail, of	1999	Boston Red Sox	.6
John Kohli, lhp	1985	Toronto Blue Jays	3!
	1985	Baltimore Orioles	.3
Zach Maxwell, rhp	*2019*	*New York Yankees*	*.30*
Shane McGill, rhp	1993	Pittsburgh Pirates	.6
Jeff Mons, c	1983	Cincinnati Reds	.33
David Newhan, 2b	1992	Chicago Cubs	.49
Cole Pitts, rhp	2011	Cleveland Indians	.32
Kyle Schmidt, rhp	2001	Baltimore Orioles	.29
Oscar Serratos, ss	2017	Cleveland Indians	.14
Charles Sheffield, of	2011	Oakland Athletics	.49
DeAndre Smelter, rhp	2010	Minnesota Twins	.14
Jackson Webb, ss	2015	Atlanta Braves	.37

NOTES:
current member of the team
* Supplemental first-round (sandwich) pick
+ Drafted from high school/junior college but enrolled at Tech
++ Drafted from high school and enrolled in junior college before attending Georgia Tech
# Drafted from Georgia Tech but returned
! Secondary phase of the June/January draft

YELLOW JACKETS IN THE MLB DRAFT

GEORGIA TECH PLAYERS IN THE DRAFT (by year)

Year	Player	Organization	Round
1965	Randy Carroll, 2B	Chicago White Sox #	18
1966	Butch Crook, LHP	Houston Astros	2
	Randy Carroll, 2B	Cleveland Indians	6!
1967	W.J. Blane, 1B	Baltimore Orioles	36
1968	Ted Tomasovich, OF	San Diego Padres #	17
1969	Ted Tomasovich, OF	Cincinnati Reds	2!
1971	Charles Dudish, SS	San Diego Padres	1!
1973	Michael Schisler, RHP	Milwaukee Brewers #	21
1974	Michael Schisler, RHP	Atlanta Braves	3!
1977	Jerry Bass, RHP	Los Angeles Dodgers	14
	Bert Kizer, 1B	New York Mets	14
1979	Gary Hardie, SS	New York Mets	5
1981	Tommy Thompson, 1B	Kansas City Royals	21
1982	Rick Lockwood, 3B	Baltimore Orioles #	7
	Gary Newsom, 2B	Los Angeles Dodgers	14
1983	Rick Lockwood, 3B	Baltimore Orioles	4
	Stuart Rogers, LHP	Texas Rangers	32
	Chris Morgan, OF	Kansas City Royals #	34
1984	Chris Morgan, OF	Detroit Tigers	11
	Scott Jordan, OF	Boston Red Sox #	16
1985	Pete Geist, OF	Los Angeles Dodgers	3
	Scott Jordan, OF	Cleveland Indians	4
	Walt McConnell, 3B	Los Angeles Dodgers	6
	John Horn, LHP	Chicago Cubs	28
1986	Kevin Brown, RHP	Texas Rangers	1
	Keith Fleming, RHP	Milwaukee Brewers	9
	John Stewart, LHP	Atlanta Braves	24
	Jeff Distasio, 1B	San Francisco Giants	32
1987	Riccardo Ingram, OF	Detroit Tigers	4
	Frank Bolick, 3B	Milwaukee Brewers	9
	Steve Green, OF	Los Angeles Dodgers	18
	Todd Shiver, RHP	Milwaukee Brewers	19
	Jim Poole, LHP	Los Angeles Dodgers #	34
	Roger Kinard, LHP	Atlanta Braves	43
1988	Ty Griffin, 2B	Chicago Cubs	1
	Scott Erwin, RHP	Los Angeles Dodgers #	8
	Jim Poole, LHP	Los Angeles Dodgers	9
	K.G. White, OF	Los Angeles Dodgers	39
1989	Scott Erwin, RHP	Oakland Athletics	5
	Sam Drake, RHP	Milwaukee Brewers	24
	Joe Wise, RHP	Chicago Cubs #	37
	Marty Durkin, 2B	Cleveland Indians	38
	Jonathan Anderson, C	California Angels #	48
1990	Doug Creek, LHP	California Angels #	5
	Andy Bruce, 3B	Oakland Athletics #	8
	John Davis, RHP	San Francisco Giants #	19
	Joe Wise, RHP	St. Louis Cardinals #	26
	Tom Green, OF	Pittsburgh Pirates	30
	Anthony Maisano, 1B	Seattle Mariners #	43
1991	Andy Bruce, 3B	St. Louis Cardinals	4
	Doug Creek, LHP	St. Louis Cardinals	7
	Marc Pisciotta, RHP	Pittsburgh Pirates	19
	Mike Hostetler, RHP	Atlanta Braves	21
	Darren Bragg, OF	Seattle Mariners	22
	Kenny Bonifay, 1B	Pittsburgh Pirates	49
1992	Carlton Fleming, 2B	New York Yankees	7
	Anthony Byrd, OF	Minnesota Twins	11
	Brent Colson, LHP	Los Angeles Dodgers	11
	Reggie Johnson, 3B	Los Angeles Dodgers	14
	Michael Wolff, OF	California Angels	16
1993	Jason Varitek, C	Minnesota Twins #	1
	Brett Binkley, LHP	Los Angeles Dodgers	14
1994	Nomar Garciaparra, SS	Boston Red Sox	1
	Jason Varitek, C	Seattle Mariners	1
	Jay Payton, OF	New York Mets	*1
	Brad Rigby, RHP	Oakland Athletics	2
	Al Gogolin, RHP	Oakland Athletics	13
	Buck Hall, LHP	Texas Rangers #	38
1995	Ryan Ritter, 2B	Milwaukee Brewers	8
	Matt Saier, RHP	Kansas City Royals	15
1996	Tucker Barr, C	Houston Astros	5
	Scott Byers, 1B	California Angels	21
	Michael Sorrow, 3B	San Francisco Giants	29
	L.J. Yankosky, RHP	Tampa Bay Devil Rays #	54
	Geoff Duncan, RHP	Florida Marlins	69
1997	Mark Fischer, OF	Boston Red Sox	*1
	Dave Elder, RHP	Texas Rangers	4
	Kris Wilson, RHP	Kansas City Royals	9
	Adam Leggett, 2B	Anaheim Angels	14
	J.J. Thomas, 1B	Houston Astros	15
	Richard Thieme, LHP	Atlanta Braves	17
1998	Heath Honeycutt, 3B	Florida Marlins	4
	Jay Hood, SS	Anaheim Angels	6
	Chuck Crowder, LHP	Pittsburgh Pirates #	8
	L.J. Yankosky, RHP	Atlanta Braves	11
	Scott Prather, LHP	St. Louis Cardinals	16
	Jase Wrigley, RHP	Colorado Rockies	18
1999	Chuck Crowder, LHP	Colorado Rockies	4
	Eric McQueen, C	Colorado Rockies	14
	Simon Young, LHP	Cleveland Indians	48
2000	Cory Vance, LHP	Colorado Rockies	4
2001	Mark Teixeira, 3B	Texas Rangers	1
	Richard Lewis, 2B	Atlanta Braves	*1
	Steve Kelly, RHP	Cincinnati Reds	4
	Rhett Parrott, RHP	St. Louis Cardinals	9
	Bryan Prince, C	Cincinnati Reds	10
	Kevin Cameron, RHP	Minnesota Twins	13
	Brian Sager, RHP	Chicago White Sox	13
	Jason Basil, OF	Oakland Athletics	15
	Brad Stockton, OF	Texas Rangers	22
2002	Jason Perry, OF	Toronto Blue Jays	6
	Tyler Parker, C	St. Louis Cardinals	8
	Victor Menocal, SS	Philadelphia Phillies	15
	Chris Goodman, RHP	Florida Marlins #	16
	Jeff Watchko, RHP	Pittsburgh Pirates #	18
	Philip Perry, RHP	St. Louis Cardinals #	48
2003	Matt Murton, OF	Boston Red Sox #	1
	Chris Goodman, RHP	Kansas City Royals	5
	Kyle Bakker, LHP	Atlanta Braves	20
	Jeff Watchko, RHP	Colorado Rockies	24
2004	Brandon Boggs, OF	Texas Rangers	4
	Andrew Kown, RHP	Detroit Tigers	5
	Mike Nickeas, C	Texas Rangers	5
	Eric Patterson, 2B	Chicago Cubs	8
	Cliff Remole, 1B	Los Angeles Angels	11
	Jeremy Slayden, OF	Oakland Athletics #	18
	Micah Owings, RHP	Chicago Cubs #	19
	Brian Burks, RHP	San Diego Padres	25
	Nicholas Wagner, RHP	Tampa Bay Devil Rays	28
	Aaron Walker, LHP	Tampa Bay Devil Rays	30
2005	Tyler Greene, SS	St. Louis Cardinals	1
	Jason Neighborgall, RHP	Arizona Diamondbacks	3
	Jeremy Slayden, OF	Philadelphia Phillies	8
	Steven Blackwood, OF	St. Louis Cardinals #	26
	Andrew Hawranick, C	Chicago Cubs #	48

YELLOW JACKETS IN THE MLB DRAFT

GEORGIA TECH PLAYERS IN THE DRAFT (by year)

Year	Player	Organization	Round
2006	Wes Hodges, 3B	Cleveland Indians	2
	Blake Wood, RHP	Kansas City Royals	3
	Whitney Robbins, OF	Minnesota Twins	4
	Lee Hyde, LHP	Atlanta Braves	4
	Tim Gustafson, RHP	Atlanta Braves	9
	Jeff Kindel, OF	Colorado Rockies	14
	John Goodman, RHP	St. Louis Cardinals #	45
2007	Matt Wieters, C	Baltimore Orioles	1
	Danny Payne, OF	San Diego Padres	*1
	Michael Fisher, SS	Atlanta Braves	6
	Tim Ladd, LHP	Atlanta Braves	9
	Wally Crancer, OF	Baltimore Orioles	12
	Eddie Burns, RHP	Atlanta Braves #	16
	David Duncan, LHP	Washington Nationals #	23
	Jared Hyatt, RHP	Texas Rangers	33
	Luke Murton, 1B	New York Yankees #	40
	Ryan Turner, LHP	Texas Rangers	45
2008	Charlie Blackmon, OF	Colorado Rockies	2
	David Duncan, LHP	Houston Astros	5
	Chris Hicks, RHP	Houston Astros	14
	Jason Haniger, C	Pittsburgh Pirates #	19
	Luke Morton, 1B	Arizona Diamondbacks #	33
	Brad Rulon, RHP	New York Yankees	34
	Eddie Burns, RHP	Cleveland Indians	39
2009	Luke Murton, 1B	New York Yankees	19
	Jeff Rowland, OF	Cleveland Indians #	21
	Zachary Von Tersch, RHP	New York Mets	22
	Tony Plagman, 1B	New York Yankees #	46
2010	Deck McGuire, RHP	Toronto Blue Jays	1
	Derek Dietrich, SS	Tampa Bay Rays	*2
	Cole Leonida, C	Washington Nationals	6
	Brandon Cumpton, RHP	Pittsburgh Pirates	9
	Tony Plagman, 1B	Detroit Tigers	9
	Andrew Robinson, RHP	Houston Astros	12
	Thomas Nichols, 3B	Los Angeles Angels	16
	Chase Burnette, 1B	Cleveland Indians	18
	Kevin Jacob, RHP	New York Yankees #	18
	Jeff Rowland, OF	Detroit Tigers	19
2011	Jed Bradley, LHP	Milwaukee Brewers	*1
	Matt Skole, 3B	Washington Nationals	5
	Mark Pope, RHP	San Diego Padres	5
	Jake Esch, RHP/SS	Florida Marlins	11
	Kevin Jacob, RHP	St. Louis Cardinals	31
2012	Luke Bard, RHP	Minnesota Twins	*1
	Brandon Thomas, OF	Pittsburgh Pirates #	4
	Buck Farmer, RHP	Milwaukee Brewers #	15
	Jake Davies, 1B	Boston Red Sox	21
	Kyle Wren, OF	Cincinnati Reds #	30
2013	Daniel Palka, 1B	Arizona Diamondbacks	3
	Zane Evans, C	Kansas City Royals	4
	Buck Farmer, RHP	Detroit Tigers	5
	Kyle Wren, OF	Atlanta Braves	8
	Brandon Thomas, OF	New York Yankees	8
	Sam Dove, 3B	Philadelphia Phillies	14
	Matthew Grimes, RHP	Philadelphia Phillies #	31
2014	Sam Clay, LHP	Minnesota Twins	4
	Josh Heddinger, RHP	Detroit Tigers	14
	Dusty Isaacs, RHP	Toronto Blue Jays	18
	Matthew Grimes, RHP	Baltimore Orioles	18
	Daniel Spingola, OF	Chicago Cubs #	24
	Mott Hyde, 2B	Houston Astros	26
2015	A.J. Murray, C	Minnesota Twins	14
	Daniel Spingola, OF	Chicago Cubs	31
2016	Connor Justus, SS	Los Angeles Angels	5
	Matt Gonzalez, 2B	Atlanta Braves	6
	Brandon Gold, RHP	Colorado Rockies	12
	Matthew Gorst, RHP	Boston Red Sox	12
	Arden Pabst, C	Pittsburgh Pirates	12
2017	Trevor Craport, 3B	Baltimore Orioles	11
	Ryan Peurifoy, OF	Pittsburgh Pirates	38
	Zac Ryan, RHP	Los Angeles Angels	23
2018	Joey Bart, C	San Francisco Giants	1
	Wade Bailey, 2B	Los Angeles Angels	33
2019	Tristin English, 1B/RHP	Arizona Diamondbacks	3
	Kyle McCann, C	Oakland A's	4
	Connor Thomas, LHP	St. Louis Cardinals	5
	Xzavion Curry, RHP	Cleveland Indians	7
	Chase Murray, OF	Pittsburgh Pirates	13
	Amos Willingham, RHP	Washington Nationals	17
	Luke Waddell, SS	Arizona Diamondbacks#	32
2020@	Michael Guldberg, OF	Oakland A's	3
	Baron Radcliff, OF	Philadelphia Phillies	5
2021^	Luke Waddell, SS	Atlanta Braves	5
	Justyn-Henry Malloy, 3B	Atlanta Braves	6
	Brant Hurter, LHP	Detroit Tigers	7

NOTES:

* Supplemental first-round (sandwich) pick
# Drafted from Georgia Tech but returned to school
! Secondary phase of June/January draft
@ Draft limited to five rounds due to Covid-19 pandemic
^ Draft was limited to 20 rounds

ALL-AMERICANS

BUD BLEMKER, P
1957 ABCA 2nd

RANDY CARROLL, 2B
1965 ABCA 3rd

BUTCH CROOK, P
1966 Sporting News 2nd

CAM BONIFAY, 1B
1971 Sporting News . . . . . HM

TOMMY THOMPSON, 1B
1979 ABCA 2nd

SCOTT JORDAN, OF
1985 Baseball America 3rd

KEVIN BROWN, P
1986 Sporting News 1st

RICCARDO INGRAM, OF
1987 ABCA 1st
Baseball America 1st

TY GRIFFIN, 2B
1988 Sporting News 1st
ABCA 2nd
Baseball America 3rd

SCOTT ERWIN, P
1988 ABCA 3rd
Baseball America 3rd

DARREN BRAGG, OF
1990 Baseball America 3rd

ANDY BRUCE, 3B
1990 ABCA 3rd
1991 ABCA 1st
Baseball America 2nd

MIKE HOSTETLER, P
1990 ABCA 3rd

ANTHONY MAISANO, 1B
1990 ABCA 3rd

JASON VARITEK, C
1992 ABCA 1st
Baseball America 1st
Collegiate Baseball 1st
1993 ABCA 1st
Baseball America 1st
Collegiate Baseball 1st
NCBWA 1st
1994 ABCA 1st
Baseball America 1st
Collegiate Baseball 1st
NCBWA 1st

NOMAR GARCIAPARRA, SS
1993 NCBWA 1st
1994 ABCA 1st
Baseball America 1st
Collegiate Baseball 1st
NCBWA 1st

BRAG RIGBY, P
1993 ABCA 2nd
Baseball America 2nd
Collegiate Baseball 2nd
NCBWA 2nd
1994 NCBWA 1st
Baseball America 2nd

JAY PAYTON, OF
1994 ABCA 1st
Baseball America 1st
Collegiate Baseball 1st
NCBWA 1st

AL GOGOLIN, P
1994 NCBWA . . . . . HM

RYAN RITTER, OF/UT
1995 NCBWA 2nd
Collegiate Baseball 3rd
ABCA . . . . . HM

MICHAEL SORROW, 3B
1996 NCBWA 2nd

MARK FISHER, OF
1996 NCBWA 3rd
1997 Sporting News 1st
Baseball America 2nd
ABCA 2nd
NCBWA 3rd

DAVID ELDER, P
1996 NCBWA . . . . . HM

J.J THOMAS, OF
1996 NCBWA . . . . . HM

KRIS WILSON, P
1997 NCBWA 1st
Sporting News 2nd
ABCA 2nd
Baseball America 3rd
Collegiate Baseball 3rd

CHUCK CROWDER, P
1998 Sporting News 1st
NCBWA 3rd
Collegiate Baseball 3rd
1999 NCBWA 3rd

HEATH HONEYCUTT, 2B
1998 NCBWA 3rd

SCOTT PRATHER, UTL
1998 NCBWA 3rd

MARK TEIXEIRA, 3B
1999 NCBWA 2nd
2000 Baseball America 1st
Collegiate Baseball 1st
NCBWA 1st
Sporting News 1st
Baseball Weekly 1st

RICHARD LEWIS, 2B
2000 NCBWA 2nd
Sporting News 2nd
Baseball Weekly 2nd

CORY VANCE, P
2000 Baseball America 3rd

KYLE BAKKER, P
2002 Baseball America 2nd
Collegiate Baseball 3rd
NCBWA 3rd

ERIC PATTERSON, 2B
2002 Collegiate Baseball 3rd

MICAH OWINGS, P/DH
2003 Baseball America 2nd

TYLER GREENE, SS
2005 Baseball America 1st
Collegiate Baseball 1st
NCBWA 1st
USA Today 1st

MATT WIETERS, C
2006 Baseball America 1st
ABCA/Rawlings 2nd
2007 Baseball America 1st
Rivals.com 1st
NCBWA 2nd
Collegiate Baseball 3rd

DANNY PAYNE, OF
2007 Baseball America 3rd

DECK McGUIRE, P
2009 Collegiate Baseball 1st
NCBWA 1st
Baseball America 2nd
ABCA/Rawlings 3rd
2010 Collegiate Baseball 3rd

LUKE MURTON, OF
2009 ABCA/Rawlings 3rd
Baseball America 3rd
Collegiate Baseball 3rd

TONY PLAGMAN, 1B
2010 Collegiate Baseball 3rd

DEREK DIETRICH, SS
2010 Baseball America 3rd

MARK POPE, P
2011 Collegiate Baseball 2nd
Baseball America 3rd
NCBWA 3rd

JAKE DAVIES, 1B
2012 CBI . . . . . HM

ALEX CRUZ, P
2012 CBI . . . . . HM

DANIEL PALKA, OF
2013 Baseball America 1st
NCBWA 1st
ABCA/Rawlings 2nd
Collegiate Baseball 3rd

ZANE EVANS, C
2013 NCBWA 2nd
Baseball America 3rd
ABCA/Rawlings 3rd
Collegiate Baseball 3rd

MATTHEW GORST, P
2016 NCBWA 2nd

WADE BAILEY, 2B
2017 Collegiate Baseball 2nd

JOEY BART, C
2018 NCBWA 1st
Baseball America 1st
Collegiate Baseball 1st
ABCA/Rawlings 1st
Perfect Game 1st
D1Baseball 2nd

TRISTIN ENGLISH, 1B/P
2019 Perfect Game 2nd
D1 Baseball 2nd
College Baseball Foundation 2nd
ABCA/Rawlings 2nd
Baseball America 3rd
NCBWA 3rd

KYLE MCCANN, C
2019 Baseball America 2nd
NCBWA 2nd
Collegiate Baseball 2nd
ABCA/Rawlings 2nd
Perfect Game 3rd
D1 Baseball 3rd

CONNOR THOMAS, P
2019 Collegiate Baseball 2nd

ALL-AMERICANS

FIRST TEAM SELECTIONS

Year	Player	Organization(s)
1986	Kevin Brown, P	TSN
1987	Riccardo Ingram, OF	ABCA, BA
1988	Ty Griffin, 2B	TSN
1991	Andy Bruce, 3B	ABCA
1992	Jason Varitek, C	ABCA, BA, CB
1993	Jason Varitek, C	ABCA, BA, CB, NCBWA
	Nomar Garciaparra, SS	NCBWA
1994	Nomar Garciaparra, SS	ABCA, BA, CB, NCBWA
	Jay Payton, OF	ABCA, BA, CB, NCBWA
	Jason Varitek, C	ABCA, BA, CB, NCBWA
	Brad Rigby, P	NCBWA
1997	Mark Fischer, OF	TSN
	Kris Wilson, P	NCBWA
1998	Chuck Crowder, P	TSN
2000	Mark Teixeira, 3B	BA, CB, BW, NCBWA, TSN
2005	Tyler Greene, SS	BA, CB, NCBWA, USA
2006	Matt Wieters, C	BA
2007	Matt Wieters, C	BA, RC
2009	Deck McGuire, P	CB, NCBWA
2013	Daniel Palka, OF	BA, NCBWA
2018	Joey Bart, C	NCBWA, BA, CB, ABCA, PG

SECOND TEAM SELECTIONS

Year	Player	Organization(s)
1957	Bud Blemker, P	ABCA
1966	Butch Crook, P	TSN
1979	Tommy Thompson, 1B	ABCA
1988	*Ty Griffin, 2B*	*ABCA*
1991	*Andy Bruce, 3B*	*BA*
1993	Brad Rigby, P	ABCA, BA, CB, NCBWA
1995	Ryan Ritter, OF/UT	NCBWA
1996	Michael Sorrow, 3B	NCBWA
1997	*Mark Fischer, OF*	*BA, ABCA*
	Kris Wilson, P	*ABCA, TSN*
1999	Mark Teixeira, 3B	NCBWA
2000	Richard Lewis, 2B	BW, NCBWA, TSN
2002	Kyle Bakker, P	BA
2003	Micah Owings, P-DH	BA
2006	*Matt Wieters, C*	*ABCA*
2007	*Matt Wieters, C*	*NCBWA*
2009	*Deck McGuire, P*	*BA*
2011	Mark Pope, P	CB
2013	Zane Evans, C	NCBWA
2016	Matthew Gorst, P	NCBWA
2017	Wade Bailey, 2B	CB
2018	*Joey Bart, C*	*D1*
2019	Tristin English, 1B/P	PG, D1, CBF, ABCA
	Kyle McCann, C	BA, NCBWA, CB, ABCA
	Connor Thomas, P	CB

THIRD TEAM SELECTIONS

Year	Player	Organization(s)
1965	Randy Carroll, 2B	ABCA
1985	Scott Jordan, OF	BA
1988	Scott Erwin	ABCA, BA
	Ty Griffin, 2B	*BA*
1990	Darren Bragg, OF	BA
	Andy Bruce, 3B	ABCA
	Mike Hostetler, P	ABCA
	Anthony Maisano, 1B-C	ABCA
1994	*Brad Rigby, P*	*BA*
1995	*Ryan Ritter, OF/UT*	*CB*
1996	Mark Fischer, OF	NCBWA
1997	*Mark Fischer, OF*	*NCBWA*
	Kris Wilson, P	*BA, CB*
1998	*Chuck Crowder, P*	*CB, NCBWA*
1999	Chuck Crowder, P	NCBWA
	Heath Honeycutt, 2B	NCBWA
	Scott Prather, UT	NCBWA
2000	Cory Vance, P	BA
2002	Eric Patterson, 2B	CB
	Kyle Bakker, P	*CB, NCBWA*
2007	Danny Payne, OF	BA
	Matt Wieters, C	*CB*
2009	*Deck McGuire, P*	*ABCA*
	Luke Murton, OF	ABCA, CB, BA
2010	Deck McGuire, P	CB
	Tony Plagman	CB
	Derek Dietrich	BA
2011	*Mark Pope, P*	*BA, NBCWA*
2013	*Daniel Palka, OF*	*CB*
	Zane Evans, C	*CB, BA*
2019	*Tristin English, 1B/P*	*BA, NCBWA*
	Kyle McCann, C	*PG, D1*

HONORABLE MENTIONS

Year	Player	Organization(s)
1971	Cam Bonifay, 1B	TSN
1994	Al Gogolin, P	NCBWA
1995	*Ryan Ritter, OF/UT*	*ABCA*
1996	David Elder, P	NCBWA
	J.J. Thomas, OF	NCBWA
2012	Jake Davies, 1B	CBI
	Alex Cruz, P	CBI

Italics = received higher honors same season

KEY:
ABCA - American Baseball Coaches Association
BA - Baseball America
BW - Baseball Weekly
CB - Collegiate Baseball (TPX Louisville Slugger)
CBI - CollegeBaseballInsider.com
NCBWA - National Collegiate Baseball Writers Assoc.
RC - Rivals.com
TSN - The Sporting News
USA - USA Today
D1 - D1Baseball
PG - Perfect Game
CBF - College Baseball Foundation

FRESHMAN ALL-AMERICANS

Year	Player	Organization(s)
1984	Jeff Mons, C	BA
1986	Ty Griffin, 2B	BA
	Frank Bolick, 3B	BA
1987	Sam Drake, P	BA
1989	Mike Hostetler, P	BA
1990	Carlton Fleming, 2B	CB
1991	Jason Varitek, C	CB
1992	Nomar Garciaparra, SS	BA, CB
	Brad Rigby, P	BA
	Michael Smith, OF	BA
	Jay Payton, OF	BA
1993	Ryan Ritter, OF	BA, CB
1995	Kris Wilson, P	BA
1996	Chuck Crowder, P	BA
	Jay Hood, SS	BA
1998	Cory Vance, P	CB
1999	Mark Teixeira, 3B	BA, CB*
2000	Jeff Watchko, P	BA, CB
2001	Kyle Bakker, P	CB
	Matt Murton, OF	CB
2002	Eric Patterson, 2B	BA, CB
	Jeremy Slayden, OF	BA, CB
2003	Micah Owings, P-DH	BA, CB
	Tyler Greene, SS	BA, CB
2005	Matt Wieters, UT	BA, CB
2008	Derek Dietrich, SS	BA, CB, NCBWA*, RC*
	Deck McGuire, P	CB, NCBWA
2009	Matt Skole, 3B	CB
2011	Kyle Wren, CF	CB, NCBWA, BA
	Zane Evans, C	BA
2013	Matt Gonzalez, 2B	CB
2015	Kel Johnson, OF	BA, CB, D1
2016	Tristin English, 1B	CB, D1
	Joey Bart, C	CB
2017	Austin Wilhite, SS	CB, NCBWA
2020	Drew Compton, 1B	CB
	Stephen Reid, DH	CB
	Dalton Smith, LHP	CB
2021	Kevin Parada	CB, D1, PG

KEY:
* National Freshman of the Year
BA - Baseball America
CB - Collegiate Baseball (TPX Louisville Slugger)
NCBWA - National Collegiate Baseball Writers Association
RC - Rivals.com, PG - Perfect Game
D1 - D1Baseball.com

NATIONAL HONORS

GOLDEN SPIKES AWARD

• Outstanding Amateur Player

1988	Ty Griffin, 2B	finalist
1993	Jason Varitek, C	finalist
1994	**Jason Varitek, C**	**.winner**
2000	Mark Teixeira, 3B	finalist
2007	Danny Payne, OF	semifinalist
2007	Matt Wieters, C	semifinalist
2009	Deck McGuire, P	semifinalist
2010	Derek Dietrich, SS	semifinalist
2011	Mark Pope, P	semifinalist
2013	Zane Evans, C	semifinalist
2018	Joey Bart, C	semifinalist

R.E. "BOB" SMITH AWARD

• College Player of the Year (discontinued in 2004)

1988	Ty Griffin, 2B	finalist
1990	Mike Hostetler, P	finalist
1991	Andy Bruce, 3B	semifinalist
1993	Jason Varitek, C	semifinalist
1994	**Jason Varitek, C**	**.winner**
	Nomar Garciaparra, SS	semifinalist
	Jay Payton, OF	semifinalist
2000	Mark Teixeira, 3B	semifinalist

DICK HOWSER TROPHY

• College Player of the Year

1994	**Jason Varitek, C**	**.winner**
2000	**Mark Teixeira, 3B**	**.winner**
2013	Zane Evans, C	semifinalist
	Daniel Palka, OF	semifinalist
2018	Joey Bart, C	finalist
2019	Kyle McCann, C	finalist

BROOKS WALLACE AWARD

• College Player of the Year: 2004-08

• Best College Shortstop: 2009-present

2006	Matt Wieters, C	semifinalist
2009	Derek Dietrich, SS	semifinalist
2019	Luke Waddell, SS	semifinalist

JOHNNY BENCH AWARD

• Top Collegiate Catcher

2007	Matt Wieters, C	finalist
2013	Zane Evans, C	finalist
2017	Joey Bart, C	semifinalist
2018	**Joey Bart, C**	**.winner**

NATIONAL PLAYER OF THE YEAR

1994	Jason Varitek	ABCA
		Baseball America
		NCBWA
2000	Mark Teixeira	Baseball America
		.Sporting News

NATIONAL COACH OF THE YEAR

1997	Danny Hall	.Sporting News

NATIONAL PITCHER OF THE YEAR

2009	Deck McGuire	finalist
2013	Buck Farmer	semifinalist

NATIONAL FRESHMAN OF THE YEAR

1999	Mark Teixeira, 3B	Collegiate Baseball
2008	Derek Dietrich, SS	Rivals.com

NATIONAL FRESHMAN HITTER

2008	Derek Dietrich, SS	NCBWA

TWO-WAY PLAYER OF THE YEAR

2019	Tristin English, 1B/P	finalist

ACADEMIC ALL-AMERICANS

GTE, CoSIDA, ESPN The Magazine, Capital One

The College Sports Information Directors of America (CoSIDA) annually select the ESPN The Magazine Academic All-America Teams. To be nominated, a student-athlete must be a starter or important reserve with at least a 3.20 cumulative GPA for his career. Athletes are not eligible until they have reached sophomore athletic and academic standing at his current Institution.

1979	Tommy Thompson, IF	2nd team
1993	Nomar Garciaparra, SS	.3rd team
1994	Nomar Garciaparra, SS	.1st team
1997	L.J. Yankosky, P	.1st team
1998	L.J. Yankosky, P	.1st team
2000	Mark Teixeira, 3B	.1st team
2002	Matthew Boggs, 2B	2nd team
2006	Steven Blackwood, OF	.3rd team
2008	Charlie Blackmon, OF	2nd team
2009	Derek Dietrich, SS	2nd team
2010	Derek Dietrich, SS	.3rd team
2011	Jacob Esch, SS	.3rd team
2012	Brandon Thomas, OF	2nd team
2013	Brandon Thomas, OF	.3rd team
2019	Michael Guldberg, DH	.1st team
2020	Michael Guldberg, OF	.1st team
	Luke Waddell, SS	2nd team


Tommy Thompson


Nomar Garciaparra


L.J. Yankosky


Mark Teixeira


Matthew Boggs


Steven Blackwood


Charlie Blackmon


Derek Dietrich


Jacob Esch


Brandon Thomas


Michael Guldberg


Luke Waddell





MARK TEIXEIRA *(left with Coach Danny Hall) and* ***JASON VARITEK*** *(right) are the only two players in school history to win the Dick Howser Trophy, recognizing the top player in college baseball.*

DISTRICT/REGIONAL HONORS

ACADEMIC ALL-DISTRICT

GTE, CoSIDA, ESPN The Magazine, Capital One

1979	Tommy Thompson, IF	1st
1993	Nomar Garciaparra, SS	1st
1994	Nomar Garciaparra, SS	1st
1996	Adam Easterling, OF	1st
1997	L.J. Yankosky, P	1st
1998	L.J. Yankosky, P	1st
2000	Mark Teixeira, 3B	1st
2002	Matthew Boggs, 2B	1st
2004	Steven Blackwood, OF	1st
2005	Steven Blackwood, OF	1st
2006	Steven Blackwood, OF	1st
2007	Jared Hyatt, P	1st
2008	Charlie Blackmon, OF	1st
	Brad Feltes, 3B	3rd
	Jason Haniger, C	3rd
	Zach Von Tersch, P	3rd
2009	Dereck Dietrich, SS	1st
2010	Derek Dietrich, SS	1st
	Tony Plagman, 1B	1st
2011	Jacob Esch, SS	1st
2012	Brandon Thomas, OF	1st
	Sam Dove, 3B	1st
2013	Brandon Thomas, OF	1st
2017	Coleman Poje, OF/1B	1st
2019	Michael Guldberg, DH	1st
2020	Michael Guldberg, OF	1st
	Luke Waddell, SS	1st

HELMS HALL OF FAME

Joe Pittard, Coach 1946-61

GEORGIA SPORTS HALL OF FAME ATHLETE OF THE YEAR

1988	Ty Griffin	2B
1994	Jason Varitek	C

ATLANTA DUGOUT CLUB COLLEGE PLAYER OF THE YEAR

1971	Mike Sorrow
1976	David Middour
1991	Andy Bruce
1992	Jason Varitek
1993	Jason Varitek
1994	Jason Varitek
1996	Michael Sorrow
1997	Mark Fischer
2003	Micah Owings
2004	Andrew Kown

ABCA ALL-REGION

1984	Scott Jordan, OF	
	Pete Geist, SS	
1985	Scott Jordan, OF	
1987	Riccardo Ingram, OF	
1988	Scott Erwin, P	
	Ty Griffin, 2B	
	K.G. White, OF	
1989	Andy Bruce, 3B	1st
	Anthony Maisano, DH	2nd
1990	Andy Bruce, 3B	1st
	Anthony Maisano, DH	1st
1991	Andy Bruce, 3B	1st
	Darren Bragg, OF	2nd
1992	Jason Varitek, C	1st
	Carlton Fleming, 2B	2nd
1993	Jason Varitek, C	1st
	Brad Rigby, P	1st
	Nomar Garciaparra, SS	2nd
	Brett Binkley, P	2nd
1994	Jason Varitek, C	1st
	Nomar Garciaparra, SS	1st
	Jay Payton, OF	1st
	Brad Rigby, P	2nd
1995	Ryan Ritter, OF	1st
	Michael Sorrow, SS	1st
	Brandon Hensley, 3B	2nd
	J.J. Thomas, DH	2nd
1996	Mark Fischer, OF	1st
	J.J. Thomas, DH	1st
	Adam Leggett, 2B	2nd
1997	Mark Fischer, OF	1st
	Kris Wilson, P	1st
	Adam Leggett, 2B	2nd
1998	Chuck Crowder, P	2nd
1999	Mark Teixeira, 3B	1st
2000	Mark Teixeira, 3B	1st
	Richard Lewis, 2B	1st
	Bryan Prince, C	1st
	Jason Basil, OF	1st
	Cory Vance, P	1st
2001	Bryan Prince, C	1st
	Richard Lewis, SS	2nd
	Victor Menocal, 3B	2nd
2002	Kyle Bakker, P	2nd
	Jeremy Slayden, OF	2nd
2004	Steven Blackwood, OF	1st
	Eric Patterson, 2B	1st
2005	Tyler Greene, SS	1st
	Blake Wood, P	2nd
	Steven Blackwood, OF	2nd
	Matt Wieters, DH	2nd
2006	Matt Wieters, C	1st
	Wes Hodges, 3B	2nd
	Danny Payne, OF	2nd
2007	Danny Payne, OF	1st
	Matt Wieters, C	2nd
2008	Derek Dietrich, SS	2nd
2009	Deck McGuire, P	1st
	Luke Murton, OF	1st
2011	Mark Pope, P	1st
	Kyle Wren, OF	2nd
2012	Buck Farmer, P	2nd
	Brandon Thomas, OF	2nd
	Jake Davies, 1B	2nd
2013	Daniel Palka, OF	1st
	Zane Evans, C	1st
	Buck Farmer, P	2nd
2015	A.J. Murray, DH	2nd
2016	Matthew Gorst, P	1st
	Matt Gonzalez, OF	2nd
	Brandon Gold, P	2nd
2017	Wade Bailey, 2B	1st
	Joey Bart, C	2nd
2018	Joey Bart, C	1st
	Tristin English, 1B/RHP	2nd
2019	Tristin English, 1B/RHP	1st
	Kyle McCann, C	1st
	Connor Thomas, LHP	1st
	Michael Guldberg, DH	2nd
2021	Kevin Parada, C	2nd

PAST/DEFUNCT AWARDS

ALL-SEC

1939	Billy Gibson	SS
1951	Chappell Rhino	2B
	Bob Lusk	3B
1953	Chappell Rhino	UT
1954	Larry Morris	RF
1955	Bobby McCauley	UT
1956	Lane Akers	SS
1957	Johnny Menger	3B
	Bud Blemker	P
	Lane Akers	UT
1959	Bud Blemker	P
	George Inman	C
	Roger Kaiser	OF
	Mike Thomas	2B
1960	Ed Chambless	P
	George Inman	C
1961	Charlie Thompson	OF
	Billy Williamson	UT*
1962	John Gher	1B
	Richard Conliff	C*
1963	Jimmy Adams	C*

**Eastern Division*

ALL-METRO CONFERENCE

1976	Jim Giuliani	OF
1977	Rich Robbins	OF
	Jerry Bass	P

ALL-DISTRICT

1950	Henry Schoening, 1B
	Y.F. (Buddy) Thompson, P
1965	Randy Carroll, 2B
1968	Ted Tomasovich, OF
1971	Larry Elliott, SS 1st
	Mike Sorrow 2nd
1975	Frank Turner, SS
1976	Jim Giuliani, OF
1982	Rick Lockwood, 3B

ALL-SOUTH INDEPENDENT

1974	Cam Bonifay, 1B

ATLANTIC COAST CONFERENCE HONORS

COACH OF THE YEAR

1983 Jim Morris 38-15
1987 Jim Morris 51-14
1993 Jim Morris 47-14
1997 Danny Hall 46-15
2000 Danny Hall 50-16
2005 Danny Hall 45-19
2019 Danny Hall 43-19

ATHLETE OF THE YEAR

• McKelvin Award

1987 Riccardo Ingram . . . . . OF

PLAYER OF THE YEAR

1987 Riccardo Ingram . . . . . OF
1991 Andy Bruce. 3B
1993 Jason Varitek C
2000 Mark Teixeira 3B
2018 Joey Bart C

PITCHER OF THE YEAR

2009 Deck McGuire. . . . . RHP

DEFENSIVE PLAYER OF THE YEAR

2018 Joey Bart C

ROOKIE OF THE YEAR

1991 Jason Varitek C
1992 Nomar Garciaparra . . . . . SS
1999 Mark Teixeira 3B
2003 Micah Owings. P/1B
2005 Matt Wieters. C

ALL-CONFERENCE

• Selected by ACC head coaches
• Third Team selections added in 2014

1979 Tommy Thompson, 1B 2nd
1980 Gary Newsom, 2B. 2nd
1981 Gary Newsom, 2B. 2nd
1982 Rick Lockwood, 3B 1st
Gary Newsom, 2B. 1st
1983 Rick Lockwood, 3B 1st
1984 Scott Jordan, CF. 1st
1985 Scott Jordan, CF. 1st
Walt McConnell, 3B 1st
Pete Geist, OF 2nd
Steve Newbern, OF. 2nd
Jamie Sims, 2B 2nd
1986 Kevin Brown, P 2nd
Jeff Distasio, 1B 2nd
1987 Ty Griffin, 2B 1st
Riccardo Ingram, OF 1st
Jim Poole, P 1st
K.G. White, OF 1st
Mike Fowler, OF 2nd
Roger Kinard, P 2nd
Billy Parham, 1B. 2nd
1988 Ty Griffin, 2B 1st
Jim Poole, P 1st
K.G. White, OF 1st
Pat McGuire, OF 2nd
Joe Wise, P 2nd
1989 Andy Bruce, 3B. 1st
Anthony Maisano, DH 1st
Marty Durkin, OF. 2nd
Mike Hostetler, RP 2nd
1990 Darren Bragg, OF 1st
Andy Bruce, 3B. 1st
Mike Hostetler, SP 1st
Anthony Maisano, DH 1st
Jon Anderson, C 2nd
1991 Andy Bruce, 3B. 1st
Darren Bragg, OF 1st
Jason Varitek, C 2nd
1992 Jason Varitek, C 1st
Brian Alyea, DH. 2nd
Carlton Fleming, 2B 2nd
Michael Wolff, 1B 2nd
1993 Brett Binkley, RP. 1st
Nomar Garciaparra, SS 1st
Brad Rigby, SP 1st
Jason Varitek, C 1st
Brandon Hensley, 3B. 2nd
Jay Payton, OF 2nd
1994 Nomar Garciaparra, SS 1st
Jay Payton, OF 1st
Jason Varitek, C 1st
1995 Tucker Barr, C 1st
Brandon Hensley, 3B. 1st
Ryan Ritter, OF 1st
Matt Saier, UT 1st
Michael Sorrow, SS. 2nd
J.J. Thomas, DH. 2nd
1996 Michael Sorrow, 3B. 1st
Mark Fischer, OF 1st
Tucker Barr, C 2nd
Scott Byers, 1B. 2nd
Adam Leggett, 2B. 2nd
J.J. Thomas, OF 2nd
1997 J.J. Thomas, 1B 1st
Kris Wilson, P 1st
David Elder, P 2nd
Mark Fischer, OF 2nd
1998 Chuck Crowder, P. 1st
Heath Honeycutt, 3B 2nd
Jay Hood, SS 2nd
Scott Prather, UT 2nd
Jase Wrigley, P. 2nd
L.J. Yankosky, P 2nd
1999 Chuck Crowder, P. 1st
Mark Teixeira, 3B 1st
Jason Basil, OF. 2nd
Eric McQueen, C. 2nd
2000 Jason Basil, OF. 1st
Richard Lewis, 2B. 1st
Bryan Prince, C. 1st
Mark Teixeira, 3B 1st
Cory Vance, P. 1st
2001 Bryan Prince, C. 1st
Jason Basil, OF. 2nd
Steve Kelly, P 2nd
Richard Lewis, SS. 2nd
2002 Eric Patterson, 2B. 1st
Kyle Bakker, P 2nd
Matt Murton, OF 2nd
Tyler Parker, C 2nd
Jeff Watchko, P 2nd
2003 Eric Patterson, 2B. 1st
Micah Owings, UT. 1st
Kyle Bakker, P 2nd
Matt Murton, OF 2nd
2004 Brandon Boggs, OF. 1st
Eric Patterson, 2B. 1st
Micah Owings, UT. 1st
Steven Blackwood, OF. 2nd
Andrew Kown, P 2nd
Clifton Remole, OF 2nd
2005 Steven Blackwood, OF. 1st
Tyler Greene, SS. 1st
Wes Hodges, 3B. 1st
Matt Wieters, UT. 1st
Jeff Kindel, OF 2nd
Jeremy Slayden, OF 2nd
Mike Trapani, 2B 2nd
Blake Wood, P 2nd
2006 Danny Payne, OF 1st
Wes Hodges, 3B. 2nd
Matt Wieters, C. 2nd
Jeff Kindel, OF 2nd
2007 Danny Payne, OF 1st
Matt Wieters, C. 1st
2008 Charlie Blackmon, OF 2nd
Derek Dietrich, SS. 2nd
David Duncan, SP 2nd
Brad Feltes, 3B. 2nd
2009 Deck McGuire, P. 1st
Luke Murton, OF. 1st
Jeff Rowland, OF 1st
Derek Deitrich, SS. 2nd
Tony Plagman, 1B. 2nd
2010 Matt Skole, 3B 1st
Tony Plagman, 1B. 1st
Derek Dietrich. SS. 1st
Deck McGuire, P. 1st
Thomas Nichols, DH 2nd
Jed Bradley, P 2nd
2011 Mark Pope, P 1st
Kyle Wren, OF. 1st
Jake Davies, 1B 2nd
Matt Skole, 3B 2nd
Jed Bradley, P 2nd
Buck Farmer, P. 2nd
2012 Buck Farmer, P. 1st
Brandon Thomas, OF 1st
Jake Davies, 1B 2nd
Daniel Palka, OF 2nd
2013 Buck Farmer, P. 1st
Zane Evans, C 1st
Daniel Palka, OF 1st
Kyle Wren, OF. 2nd
2014 Matt Gonzalez, OF. 2nd
Thomas Smith, 1B 2nd
Daniel Spingola, OF. 2nd
Mott Hyde, 2B 3rd
2015 Matt Gonzalez, 3B. 2nd
Brandon Gold, P 3rd
A.J. Murray, DH 3rd
2016 Tristin English, 1B. 1st
Kel Johnson, OF 1st
Matt Gonzalez, OF. 1st
Brandon Gold, P 2nd
Matthew Gorst, P 2nd
Connor Justus, SS 3rd
2017 Wade Bailey, 2B 1st
Joey Bart, C 2nd
Trevor Craport, 3B. 3rd
2018 Joey Bart, C 1st
Wade Bailey, 2B 1st
Tristin English, UTL 1st
Connor Thomas, P. 1st
Chase Murray, OF 2nd
Kyle McCann, C 3rd
2019 Tristin English 1st
Kyle McCann 1st
Connor Thomas 1st
Baron Radcliff. 2nd
Michael Guldberg 3rd
Xzavion Curry 3rd
2020 No team due to Covid-19 pandemic
2021 Luke Waddell 1st
Brant Hurter 2nd
Justyn-Henry Malloy 3rd
Kevin Parada 3rd

ALL-FRESHMAN

• Established in 2015

2015 Kel Johnson . . . . . OF
2016 Tristin English. 1B
Joey Bart C
2017 Austin Wilhite . . . . . SS
2021 Kevin Parada C

ATLANTIC COAST CONFERENCE HONORS

ALL-ACC ACADEMIC

In 2006, the ACC began honoring student-athletes that excelled both on the diamond and in the classroom (must be a starter or key reserve and have achieved a 3.0+ GPA for the academic year as well as during their entire academic career.

2006 Steven Blackwood, Tim Gustafson, Lee Hyde, Brad Rulon, Ryan Turner
2007 Brad Feltes, Michael Fisher, Jared Hyatt, Tony Plagman
2008 Charlie Blackmon, Brad Feltes, Jason Haniger, Tony Plagman
2009 Derek Dietrich, Jason Haniger, Chris House, Tony Plagman, Jeff Rowland, Zach Von Tersch
2010 Jay Dantzler, Derek Dietrich, Jacob Esch, Cole Leonida, Tony Plagman
2011 Luke Bard, Jed Bradley, Sam Dove, Jacob Esch, Zane Evans, Brandon Thomas
2012 Luke Bard, Zane Evans, Brandon Thomas
2013 Sam Dove, Jonathan King, Brandon Thomas
2014 Ben Parr, Daniel Spingola, Devin Stanton
2015 Kel Johnson, Jonathan King, Daniel Spingola
2016 Ben Parr, Kel Johnson, Brandt Stallings, Trevor Craport
2017 Micah Carpenter, Trevor Craport, Kel Johnson, Coleman Poje
2018 Andy Archer, Chase Murray
2019 Michael Guldberg, Brant Hurter, Chase Murray, Cort Roedig, Luke Waddell
2020 No team due to Covid-19 pandemic
2021 Brant Hurter, Tres Gonzalez, Andrew Jenkins, Kevin Parada, Luke Waddell

ACC HONOR ROLL

The ACC recognizes any student-athletes who achieve a GPA of 3.0+ for the academic year.

1980 Doug Blemker, Rich Robbins
1981 Joe Lattanzi, Richard O'Brien, David Trapani
1982 Rick Lockwood, Richard O'Brien, Alan Walker
1983 Steve Newbern
1984 Doug Boomer, Jeff Distasio, Steve Newbern, George Shirilla, Pete Stephens
1985 Rob Beistline, Chuck Maisano, Steve Newbern, Jim Poole, Carl Sitler, Pete Stephens
1986 Keith Kerver, Pete Stephens
1987 Keith Kerver, Carl Sitler
1988 Alan Cape
1989 Billy Harris
1991 Matt Barr, Tim Crutcher, Dave Wiggins
1992 Matt Barr, Carlos Cason, Nomar Garciaparra, Jay Payton, Brad Rigby
1993 Matt Barr, Nomar Garciaparra, Ryan Ritter
1994 Matt Barr, Tucker Barr, Adam Easterling, Nomar Garciaparra, Brandon Hutchins, Scott McIntyre, L.J. Yankosky
1995 Adam Easterling, L.J. Yankosky
1996 Adam Easterling, Steven Kidd, Lance Shannon, Bobby Willner
1997 Jeff Bien, Adam Easterling, Heath Honeycutt, Jahmal Overton, L.J. Yankosky
1998 Jason Atha, Matthew Boggs, Derik Goffena, Jahmal Overton, Brad Stockton, L.J. Yankosky
1999 Jason Atha, Jason Basil, Matthew Boggs, Steve Economos, Richard Lewis, Jahmal Overton, Brad Stockton, Mark Teixeira
2000 Matthew Boggs, Kevin Cameron, Derik Goffena, Steve Kelly, Richard Lewis, Jahmal Overton, Jason Perry, Philip Perry, Wes Rynders, Matthew Swain, Mark Teixeira, Cory Vance, Jeff Watchko
2001 Kyle Bakker, Matthew Boggs, Derik Goffena, Steve Kelly, Cameron Lane, Philip Perry, Brian Sager, Brad Stockton, Mark Teixeira
2002 Jordan Crews, Eric Patterson, Jason Perry, Philip Perry, Mike Trapani, Jeff Watchko
2003 Steven Blackwood, Jordan Crews, Micah Owings, Philip Perry, Mike Trapani, Jeff Watchko
2004 Jordan Crews, Jared Hyatt, Jason Neighborgall, Micah Owings, Ryan Stanley
2005 Steven Blackwood, Jordan Crews, Tim Gustafson, Loyall Gause, Lee Hyde, Jake Hall, Cameron Lane, Ryan Turner
2006 Steven Blackwood, Jay Dantzler, Brad Feltes, Michael Fisher, Tim Gustafson, Jason Haniger, Chris Hicks, Jared Hyatt, Lee Hyde, Brad Rulon, Ryan Tinkoff, Ryan Turner, Blake Wood
2007 Charlie Blackmon, Eddie Burns, Jay Dantzler, Brad Feltes, Michael Fisher, Jason Garofalo, Jason Haniger, Chris Hicks, Jared Hyatt, Tony Plagman, Ryan Turner, Zach Von Tersch
2008 Charlie Blackmon, Chase Burnette, Eddie Burns, Jay Dantzler, Sean Devine, Derek Dietrich, Jesse Dubberly, Brad Feltes, Jason Garofalo, Jason Haniger, Chris House, Cole Leonida, Elliott Ogawa, Tony Plagman, Jeff Rowland, Brad Rulon, Matt Simonds, Ryan Tinkoff, Jeff Ussery, Zach Von Tersch
2009 Jed Bradley, Zach Brewster, Chase Burnette, Brandon Cumpton, Jay Dantzler, Sean Devine, Jarrett Didrick, Derek Dietrich, Jacob Esch, Jason Haniger, Chris House, Kevin Jacob, Cole Leonida, Patrick Long, Evan Martin, Thomas Nichols, Elliott Ogawa, Tony Plagman, Andrew Robinson, Jeff Rowland, Matt Simonds, Jeff Ussery, Zach Von Tersch, Connor Winn
2010 Luke Bard, Jed Bradley, Brandon Crumpton, Jay Dantzler, Jarrett Didrick, Derek Dietrich, Sam Dove, Jacob Esch, Cole Leonida, Patrick Long, Evan Martin, Thomas Nichols, Tony Plagman, Andrew Robinson, Matt Simonds, Brandon Thomas, Jeff Ussery, Connor Winn, Taylor Wood
2011 Luke Bard, Zach Brewster, Chase Butler, Clay Dalton, Jarrett Didrick, Sam Dove, Jacob Esch, Zane Evans, Brad Markey, Evan Martin, Brandon Thomas, Jeff Ussery, Taylor Wood
2012 Luke Bard, Jarrett Didrick, Mitch Earnest, Zane Evans, Evan Martin, Jonathan Roberts, Daniel Spingola, Devin Stanton, Brandon Thomas, Connor Winn
2013 Sam Dove, Mitch Earnest, Buck Farmer, Geoffrey Greenfader, Jonathan King, Kyle Leah, Jonathan Roberts, Devin Stanton, Brandon Thomas, Grant Wruble, Will Young
2014 Sam Clay, Mitch Earnest, Matthew Gorst, Mott Hyde, Keenan Innis, Jared Jillson, Jonathan King, Arden Pabst, Ben Parr, Cole Pitts, Ben Schniederjans, Daniel Spingola, Devin Stanton, Joe Wiseman, Grant Wruble
2015 Trevor Craport, Matthew Gorst, Kel Johnson, Jonathan King, Ben Parr, Matt Phillips, Coleman Poje, Cory Pope, Daniel Spingola, Joe Wiseman, Patrick Wiseman, Grant Wruble, Ryan Young
2016 Micah Carpenter, Trevor Craport, Jared Datoc, Keyton Gibson, Carter Hall, Kel Johnson, Jonathan King, Arden Pabst, Ben Parr, Matt Phillips, Coleman Poje, Brandt Stallings, Joe Wiseman, Patrick Wiseman, Grant Wruble
2017 Micah Carpenter, Bailey Combs, Trevor Craport, Jared Datoc, Burton Dulaney, Keyton Gibson, Carter Hall, Keenan Innis, Kel Johnson, Jonathan King, Ben Parr, Ryan Peurifoy, Coleman Poje, Paxton Rigby, Ben Schniederjans, Brandt Stallings, Robert Winborne, Patrick Wiseman
2018 Andy Archer, Jake Brace, Micah Carpenter, Hugh Chapman, Keyton Gibson, Michael Guldberg, Brant Hurter, Kel Johson, Chase Murray, Cole Neuber, Paxton Rigby, Jamie Taylor, Cameron Turley, Luke Waddell, Patrick Wiseman
2019 Andy Archer, Charlie Benson, Micah Carpenter, Hugh Chapman, Tristin English, Jack Friedman, Michael Guldberg, Carter Hall, Brant Hurter, Ryan Miller, Chase Murray, Cole Neuber, Paxton Rigby, Cort Roedig, Will Shirah, Jamie Taylor, Cameron Turley, Luke Waddell, Robert Winborne
2020 Andy Archer, Jackson Arnold, Charlie Benson, Hugh Chapman, Will Coquillard, Sam Crawford, Jackson Finley, John Giesler, Tres Gonzales, Michael Guldberg, Jake Holland, Brant Hurter, Jadyn Jackson, Andrew Jenkins, Ben King, Joseph Mannelly, Paxton Rigby, Cort Roedig, Josiah Siegel, Dalton Smith, Jamie Taylor, Harrison Thiel, Cameron Turley, Luke Waddell, Brody Westbrooks
2021 John Anderson ,Andy Archer, Charlie Benson, Dawson Brown, Hugh Chapman, Will Coquillard, Sam Crawford, Jake DeLeo, Jackson Finley, Jack Friedman, John Giesler, Tres Gonzalez, Marquis Grissom, Jr., Chance Huff, Brant Hurter, Jadyn Jackson, Andrew Jenkins, Tervell Johnson, Ben King, Joseph Mannelly, John Medich, Kevin Parada, Cort Roedig, Will Shirah, Josiah Siegel, Dalton Smith, Jamie Taylor, Hank Thomas, Cameon Turley, Luke Waddell, Tyler Watson, Brody Westbrooks, Austin Wilhite

ALL-CHAMPIONSHIP TEAM

- ***Awards established in 1985***
- ***First full team was established in 1987***
- ***OH: Outstanding Hitter selection***
- ***MVP: Most Valuable Player selection***

1985	Scott Jordan	OF	MVP
1986	Jeff Distasio	1B	MVP
	Mike Fowler	OF	OH
1987	Todd Shiver	P	MVP
	Carl Sitler	3B	OH
	Mike Fowler	OF	
1988	Ty Griffin	2B	MVP-OH
	Scott Erwin	P	
	Pat McGuire	OF	
	Billy Parham	1B	
	Jim Poole	P	
1990	Andy Bruce	3B	
	Anthony Maisano	DH	
1991	Anthony Byrd	OF	
	Andy Bruce	3B	
1992	Jason Varitek	C	
	Jay Payton	OF	
1993	Jason Varitek	C	
1994	Nomar Garciaparra	SS	
1996	Tucker Barr	C	
1997	Kris Wilson	DH	
2000	Jason Basil	OF	MVP
	Bryan Prince	C	
	Brad Stockton	OF	
	Cory Vance	P	
2001	Jason Basil	OF	
2002	Wes Rynders	OF	
2003	Brian Burks	P	MVP
	Clifton Remole	1B	
	Eric Patterson	2B	
	Micah Owings	3B	
	Jeremy Slayden	OF	
2004	Clifton Remole	OF	
2005	Tyler Greene	SS	MVP
	Jeff Kindel	OF	
	Whit Robbins	1B	
2006	Luke Murton	1B	
2012	Jake Davies	1B/P	MVP
	Zane Evans	C	
	Thomas Smith	2B	
	Brandon Thomas	OF	
2013	Sam Dove	3B	
2014	Dusty Isaacs	P	MVP
	Mott Hyde	2B	
	Daniel Spingola	OF	
2016	Matt Gonzalez	OF	
2019	Michael Guldberg	DH	
	Nick Wilhite	OF	

TEAM HONORS

RETIRED NUMBERS



JIM LUCK

1962-1981
Head Coach



JASON VARITEK

1991-1994
Catcher

HONORED NUMBERS



KEVIN BROWN



NOMAR GARCIAPARRA



MARK TEIXEIRA



RANDY CARROLL

MVP

1982	Rick Lockwood	3B
1983	Chris Morgan	OF-1B
1984	Scott Jordan	OF
1985	Scott Jordan	OF
1986	Jeff Distasio	1B
	Keith Kerver	SS
1987	Riccardo Ingram	OF
1988	Ty Griffin	2B
1989	Darren Bragg	OF-IF
1990	Darren Bragg	OF
1991	Carlton Fleming	2B
1992	Jason Varitek	C
1993	Jason Varitek	C
1994	Nomar Garciaparra	SS
1995	Ryan Ritter	OF-2B
1996	Mark Fischer	OF
1997	Mark Fischer	OF
1998	Heath Honeycutt	IF
1999	Mark Teixeira	3B
2000	Mark Teixeira	3B
	Bryan Prince	C
2001	Richard Lewis	2B-SS
2002	Victor Menocal	SS-P
2003	Micah Owings	P-DH
2004	Eric Patterson	2B
2005	Tyler Greene	SS
2006	Matt Wieters	C
2007	Matt Wieters	C
2008	Charlie Blackmon	OF
2009	Luke Murton	OF
2010	Tony Plagman	1B
2011	Matt Skole	3B
2012	Jake Davies	1B
2013	Zane Evans	C/RHP
2014	Daniel Spingola	OF
2015	A.J. Murray	DH
2016	Matt Gonzalez	OF
2017	Wade Bailey	2B
2018	Joey Bart	C
2019	Tristin English	1B/P
2020	N/A	
2021	Luke Waddell	SS

PITCHER OF THE YEAR

1983	Stu Rogers	L
1984	George Shirilla	R
1985	Kevin Brown	R
1986	Keith Fleming	R
1987	Todd Shiver	R
1988	Scott Erwin	R
1989	Doug Creek	L
1990	Mike Hostetler	R
1991	Marc Pisciotta	R
1992	Brent Colson	L
1993	Brad Rigby	R
1994	Al Gogolin	R
1995	Kris Wilson	R
1996	David Elder	R
1997	Kris Wilson	R
1998	Chuck Crowder	L
1999	Chuck Crowder	L
2000	Cory Vance	L
2001	Steve Kelly	R
2002	Kyle Bakker	L
2003	Brian Burks	R
2004	Andrew Kown	R
2005	Blake Wood	R
2006	Lee Hyde	L
2007	David Duncan	L
2008	David Duncan	L
2009	Deck McGuire	R
2010	Deck McGuire	R
2011	Mark Pope	R
2012	Buck Farmer	R
2013	Buck Farmer	R
2014	Dusty Isaacs	R
2015	Brandon Gold	R
2016	Matthew Gorst	R
	Brandon Gold	R
2017	Jared Datoc	R
2018	Xzavion Curry	R
	Connor Thomas	L
2019	Connor Thomas	L
2020	N/A	
2021	Brant Hurter	L

MOST DEDICATED

1983	Rick Lockwood	3B
1984	Keith Kerver	SS
1985	Carl Sitler	UT
1986	John Stewart	P
1987	Keith Kerver	SS
1988	Jim Poole	P
1989	Brian Fleury	C
1990	Jon Anderson	C
1991	Doug Creek	P
1992	Carlton Fleming	2B
1993	Jason Varitek	C
1994	Jason Varitek	C
1995	Brandon Hensley	3B
1996	Adam Leggett	2B
1997	Adam Leggett	2B
1998	Jahmal Overton	OF
1999	Jahmal Overton	OF
2000	Jahmal Overton	OF
2001	Matthew Boggs	OF-2B
2002	Matthew Swain	OF
2003	Matthew Swain	OF
2004	Mike Trapani	IF
2005	Cameron Lane	IF-OF
2006	Jeff Kindel	OF
2007	Eddie Burns	P
2008	Brad Feltes	3B
2009	Jeff Rowland	OF
2010	Jeff Rowland	OF
2011	Jed Bradley	P
2012	Zane Evans	C-P
2013	Daniel Palka	OF
2014	A.J. Murray	DH
2015	Devin Stanton	P
2016	Connor Justus	IF
2017	Coleman Poje	OF/1B
2018	Wade Bailey	2B
2019	Luke Waddell	SS
2020	N/A	
2021	Justyn-Henry Malloy	3B

SCHOLAR-ATHLETE

1983	Pete Stephens	C
1984	Steve Newbern	OF
1985	Steve Newbern	OF
1986	Pete Stephens	C
1987	David Ivester	C
1988	David Ivester	C
1989	Billy Harris	P
1990	Dave Wiggins	C
1991	Dave Wiggins	OF
1992	Matt Barr	C
1993	Matt Barr	C
1994	Matt Barr	C
1995	Adam Easterling	OF
1996	Adam Easterling	OF
1997	L.J. Yankosky	P
1998	L.J. Yankosky	P
1999	Matthew Boggs	2B-OF
2000	Philip Perry	P
2001	Brad Stockton	OF
2002	Jordan Crews	P
2003	Jordan Crews	P
2004	Jordan Crews	P
2005	Jordan Crews	P
2006	Steven Blackwood	OF
2007	Jared Hyatt	P
2008	Charlie Blackmon	OF
2009	Jason Haniger	C
2010	Derek Dietrich	SS
2011	Jacob Esch	SS
2012	Brandon Thomas	OF
2013	Brandon Thomas	OF
2014	Devin Stanton	P
2015	Grant Wruble	C
2016	Grant Wruble	C
	Kel Johnson	OF
2017	Micah Carpenter	P
2018	Michael Guldberg	INF/OF
2019	Michael Guldberg	DH
2020	N/A	
2021	Sam Crawford	P

ROOKIE OF THE YEAR

1983	Walt McConnell	2B-3B
1984	Jeff Mons	C
1985	K.G. White	OF
1986	Frank Bolick	3B
1987	Sam Drake	P
1988	Doug Creek	P
1989	Tom Green	OF
1990	Carlton Fleming	2B
1991	Jason Varitek	C
1992	Nomar Garciaparra	SS
1993	Ryan Ritter	OF-2B
1994	Tucker Barr	C-P
1995	J.J. Thomas	OF-DH
1996	Chuck Crowder	P
1997	Jeff Bien	P
1998	Matthew Boggs	2B
1999	Mark Teixeira	3B
2000	Jeff Watchko	P
2001	Matt Murton	OF-DH
2002	Eric Patterson	2B
2003	Micah Owings	P-DH
2004	Wes Hodges	3B
2005	Matt Wieters	C-P
2006	David Duncan	P
2007	Patrick Long	IF
2008	Derek Dietrich	SS
	Deck McGuire	P
2009	Matt Skole	3B
2010	Buck Farmer	P
2011	Kyle Wren	OF
2012	Cole Pitts	P
2013	Jonathan King	P
2014	Connor Justus	SS
2015	Kel Johnson	OF
2016	Tristin English	1B
	Joey Bart	C
2017	Xzavion Curry	P
	Austin Wilhite	SS
2018	Oscar Serratos	3B
2019	Cort Roedig	P
2020	N/A	
2021	Kevin Parada	C

HUSTLE AWARD

1983	Steve Newbern	OF
1984	Steve Newbern	OF
1985	Steve Newbern	OF
1986	K.G. White	OF
1987	David Ivester	C
1988	David Ivester	C
1989	David Ivester	1B
1990	Tom Green	OF
1991	Reggie Johnson	OF-3B
1992	Reggie Johnson	1B
1993	Scott McIntyre	2B
1994	Scott McIntyre	2B
1995	Adam Leggett	2B-3B
1996	Adam Leggett	2B
1997	Adam Leggett	2B
1998	Eric McQueen	C
1999	Eric McQueen	C
2000	Matthew Swain	IF
2001	Brian Jackson	3B
2002	Matthew Boggs	3B
2003	Mike Trapani	IF
2004	Cameron Lane	IF-OF
2005	Mike Trapani	2B
2006	Mike Trapani	2B
2007	Jason Haniger	C
2008	Jason Haniger	C
2009	Chris House	OF
2010	Jay Dantzler	OF
2011	Sam Dove	OF
2012	Thomas Smith	2B
2013	Kyle Wren	OF

Award discontinued

OLYMPICS AND TEAM USA

TECH PLAYERS PLAYING FOR USA

Year	Player/Coach	Events (Medal)
1985	Kevin Brown, P	Intercontinental Cup
1987	Ty Griffin, 2B	Pan American Games, Indianapolis (Silver)
	Jim Poole, P	Pan American Games, Indianapolis (Silver)
	Jim Morris, Assistant Coach	Pan American Games, Indianapolis (Silver)
1988	**Ty Griffin, 2B**	**Olympics, Seoul, Korea* (Gold)**
	Jim Poole, P	Pre-Olympic Exhibition Tour
	Marty Durkin, 3B	Int'l Harbor Tournament, Taiwan
1989	Doug Creek, P	Intercontinental Cup, Puerto Rico (6th)
	Mike Hostetler, P	Presidential Cup, Taiwan (Silver)
	Marc Pisciotta, P	Presidential Cup, Taiwan (Silver)
	Jim Morris, Head Coach	Presidential Cup, Taiwan (Silver)
	Rick Jones, Assistant Coach	Presidential Cup, Taiwan (Silver)
1990	Mike Hostetler, P	Goodwill Games, Seattle (Bronze), World Championship, Canada (7th), IBA World All-Star Game, Atlanta
	Darren Bragg, OF	Goodwill Games, Seattle (Bronze), World Championship, Canada (7th)
	Jim Morris, Head Coach	Goodwill Games, Seattle (Bronze), World Championship, Canada (7th), IBA World All-Star Game, Atlanta
	Rick Jones, Assistant Coach	Goodwill Games, Seattle (Bronze), World Championship, Canada (7th)
1991	Jason Varitek, C	Invited to trials, but did not participate
1992	**Nomar Garciaparra, SS**	**Olympics, Barcelona, Spain**
	Jason Varitek, C	**Olympics, Barcelona, Spain**
1993	Nomar Garciaparra, SS	IBA World All-Star Game, Tokyo, Japan
1997	Chuck Crowder, P	Intercontinental Cup
2000	Richard Lewis, 2B	Honkbal Cup, The Netherlands (Gold)
	Mark Teixeira, 3B	Honkbal Cup, The Netherlands (Gold)
2002	Kyle Bakker, P	FISU World Championships, Messina, Italy (Silver)
	Eric Patterson, 2B	FISU World Championships, Messina, Italy (Silver)
2003	Tyler Greene, SS-3B	Pan American Games, Dominican Republic (Silver)
	Mike Nickeas, C	Pan American Games, Dominican Republic (Silver)
	Micah Owings, P-DH	Pan American Games, Dominican Republic (Silver)
	Eric Patterson, 2B	Pan American Games, Dominican Republic (Silver)
2005	Wes Hodges, 3B	Exhibition tour
	Matt Wieters, C-P	Exhibition tour
2008	Derek Dietrich, SS	Harlem Baseball Tournament (Champion), FISA World Championships, Czech Republic (Gold)
2019	Luke Waddell, SS/3B	USA vs. Japan Collegiate All-Star Game, Tokyo, Japan
2021	Kevin Parada, C	Collegiate National Team Summer Circuit, U.S.

*Demonstration sport



NOMAR GARCIAPARRA *and* **JASON VARITEK** *(above) were on the 1992 USA team which was the first to compete for an Olympic medal in Barcelona, Spain.*



Four Yellow Jackets -- (from left) ***ERIC PATTERSON, MIKE NICKEAS, MICAH OWINGS and TYLER GREENE*** *-- represented Georgia Tech on the silver medal-winning USA Baseball Team at the Pan American Games in 2003.*

IN-SEASON TOURNAMENT HISTORY (Overall Record: 61-41-2)

1959 Miami Sports Carnival
Miami, Fla. • [Champion]
L Miami, 3-4
W Yale, 4-0
T Miami, 2-2
T Yale, 4-4
W Miami, 15-3
W Yale, 8-5
W Miami, 4-0

1964 Florida State Invitational
Tallahassee, Fla.
L Florida State, 0-5
L Florida State, 2-3
W N.E. Louisiana St., 7-4
W N.E. Louisiana St., 3-2

1986 Rainbow Easter Tournament
Honolulu, Hawaii • [Champion]
L Hawaii, 2-6
W Waseda, 9-1
W Sacramento St., 4-3 (12 inn.)
W Hawaii-Pacific, 4-3 (10 inn.)
W Santa Clara, 19-11
W Sacramento State, 8-1
W Santa Clara, 6-1
W Hawaii, 9-2
W Hawaii-Pacific, 5-1
L Waseda, 3-8
Double round-robin
All-Tournament: Jeff Distasio, 1B; Keith Kerver, SS; Riccardo Ingram, OF
Outstanding Pitcher: Kevin Brown

1988 Desert Classic
Las Vegas, Nev. • [4th Place]
L Oklahoma, 4-6
L Nevada-Las Vegas, 8-13
W Texas Christian, 8-4
L Oklahoma, 2-3*
L Texas Christian, 4-6*
**Round-robin determined seeding for playoff*
All-Tournament: Ty Griffin, 2B

1989 Pillsbury Classic
Minneapolis, Minn.
[5th Place]
L Arizona, 1-3
L Minnesota, 4-14
L Oklahoma State, 4-5
L Arizona, 4-12 (7 inn.)
Round-robin

1990 Rainbow Spring Tournament
Honolulu, Hawaii
[3rd Place]
L Hawaii, 5-6
L Wright State, 1-6 (8 inn.)
W Oklahoma State, 8-2 (8 inn.)
L Iona, 1-4 (8 inn.)
L Creighton, 4-5 (8 inn.)
W Iona, 15-1 (8 inn.)
W Hawaii, 9-2
W Wright State, 4-3 (10 inn.)
L Oklahoma State, 4-7 (6 inn.)
W Creighton, 3-2 (10 inn.)
Double round-robin
All-Tournament: Darren Bragg, OF; Andy Bruce, DH; Carlton Fleming, 2B; Mike Hostetler, P

1992 Busch Challenge VI
New Orleans, La.
L Louisiana State, 2-3
W New Orleans, 5-4
W Tulane, 10-2
Round-robin with three Georgia teams against three Louisiana teams
All-Tournament: Carlton Fleming, 2B; Jason Varitek, C; Reggie Johnson, DH

1993 Olive Garden Classic
Kissimmee, Fla. [Champion]
W Auburn, 5-4
W Central Florida, 13-2
W Pepperdine, 5-4
W Pepperdine, 3-2*
*Round-robin, championship.
All-Tournament: MVP David Newhan, 1B; Scott McIntyre, 2B; Jay Payton, OF; Michael Smith, OF

1993 Oscar Mayer Classic
Minneapolis, Minn.
[Champion]
W Cal St.-Fullerton, 7-6 (11 inn.)
W Arkansas, 3-2
W Minnesota, 11-3
Round-robin
All-Tournament: MVP Jay Payton, OF; Brett Binkley, P; Nomar Garciaparra, SS; Buck Hall, P; Jason Varitek, C
Top Hitter: Michael Sorrow

1994 Anaheim Hilton Classic
Fullerton, Calif.
L Oklahoma, 6-8
W San Diego, 5-4 (11 inn.)
L Cal State-Fullerton, 0-2
Round-robin

1995 Desert Classic
Las Vegas, Nev. [3rd Place]
W Utah, 10-2
W Washington, 19-8
W Nevada-Las Vegas, 14-11
L Washington, 10-15
W Utah, 20-5*
**Round-robin determined seeding for playoff*

1996 Olive Garden Classic
Kissimmee, Fla.
L Alabama, 2-7
L Texas Tech, 4-8
L Central Florida, 7-8
Round-robin, no champion
All-Tournament: Adam Leggett, 2B

1999 Disney Baseball Blast
Lake Buena Vista, Fla.
L Auburn, 12-17
L Oklahoma, 0-12
W Jacksonville, 14-1
Round-robin, no champion

2000 Kia Baseball Bash
Fullerton, Calif.
L Southern California, 2-9
Mississippi State, rain out
Cal State-Fullerton, rain out
Round-robin, no champion

2001 Rice Invitational
Houston, Tex.
W Lamar, 11-9
L Rice, 4-5
W Nebraska, 15-8
Round-robin, no champion

2002 Baseball at the Beach
Myrtle Beach, S.C.
W Coastal Carolina, 2-1
L South Carolina, 3-8
W Virginia Commonwealth, 8-2
Round-robin, no champion

2003 Memorial Health
Diamond Classic
Savannah, Ga.
W Rider, 8-1
W Michigan, 7-6
W Armstrong Atlantic St., 12-4
Round-robin, no champion

2004 Kia Baseball Bash
Fullerton, Calif.
L Southern California, 2-9
L Cal State Fullerton, 1-7
L Oklahoma, 2-6
Round-robin, no champion

2006 Baseball at the Beach
Myrtle Beach, S.C.
W Tennessee, 8-5
W VCU, 8-2 (6 inn.)
Coastal Carolina, rained out
Round-robin, no champion

2012 Coca-Cola Classic
Rock Hill, S.C.
L Kent State, 0-5
W Winthrop, 5-0
W Kent State, 6-2
W Winthrop, 5-3
Round-robin, no champion

2014 Battle in Midtown
Atlanta, Ga.
W Old Dominion, 6-5
L Radford, 1-3
L VCU, 3-5
Round-robin, no champion

2015 Caravelle Resort's
Baseball at the Beach
Conway, S.C.
W FIU, 16-9
L Coastal Carolina, 5-7
W Albany, 9-8
Round-robin, no champion

2016 Atlanta Challenge
Atlanta, Ga.
W Purdue, 5-2
W Western Michigan, 13-0
W VCU, 9-1
Round-robin, no champion

2017 Atlanta Challenge
Atlanta, Ga.
W BYU, 5-3
W Marshall, 11-3
W Western Michigan, 8-3
Round-robin, no champion

2018 Atlanta Challenge
Atlanta, Ga.
W Minnesota, 3-2
L Bradley, 7-10
L UConn, 7-9
Round-robin, no champion

2019 Atlanta Challenge
Atlanta, Ga.
W UIC, 6-3
L Richmond, 1-7
W West Virginia, 5-4 (11 inn.)
Round-robin, no champion

2020 Atlanta Challenge
Atlanta, Ga.
W St. Peter's, 6-0
W Cincinnati, 6-4
L St. John's, 1-11
Round-robin, no champion

GEORGIA TECH HALL OF FAME

Player, Position	Year Inducted
Lane Akers, SS	1969
Tom Angley, C	1970
Frank Asbury, OF	1977
Jerry Bass, P	1983
John P. Baum, 3B	1968
Steven Blackwood, OF	2018
Bud Blemker, P	1970
Cam Bonifay, IF	1982
Darren Bragg, OF	2002
Kevin Brown, P	1991
Andy Bruce, 3B	2001
Randy Carroll, 2B	1976
Kid Clay, Coach	1973
Doug Creek, P	2001
Chuck Crowder, P	2010
Craig Day, P	1962
Derek Dietrich, SS	2021
Larry Elliott, SS	1981
Scott Erwin, P	2000
K.J. (Wooch) Fielder, OF	1961
Mark Fischer, OF	2008
Keith Fleming, P	1991
Nomar Garciaparra, SS	2004
Billy Gibson, SS	1973
Tyler Greene, SS	2015
Ty Griffin, 2B	1994
Mike Hostetler, P	2001
John Hyder, Coach	1956
Louis Ingram, OF	1978
Riccardo Ingram, OF	1995
George Inman, C	1979
Jim Ison, 1B/OF	1963
Scott Jordan, OF	1990
Ed Jones	1971
Henry Kalb, P	2005
Bert Kizer, 1B	1984
Ed LaFitte, P	1958
Richard Lewis, SS/2B	2013

Player, Position	Year Inducted
Rick Lockwood, 3B	1989
Jim Luck, IF, Coach	1972
Bob Lusk, 3B	1985
Bobby McCauley, IF	1975
Walt McConnell, 3B	1993
Deck McGuire, RHP	2020
Johnny Menger, C/3B	1970
Jim Morris, Coach	1999
Gary Newsom, 2B	1992
Eric Patterson, 2B	2016
Danny Payne, OF/P	2019
Jay Payton, OF	2005
Joe Pittard, Coach	1968
Jim Poole, P	1997
Jerry Priestley, P	1982
Brian Prince, C	2014
H.F. Reagin, C	1983
Bobby Reeves, SS	1985
Chappell Rhino, 2B	1974
Brad Rigby, P	2006
L.W. (Chip) Robert, OF	1959
Mike Schisler, P	1980
E.C. Settle, OF	1980
Todd Shiver, P	1999
Michael Sorrow, 3B	2016
Mike Sorrow, P	1979
Sloan Stribling	1984
Mark Teixeira, 1B	2011
J.J. Thomas, 1B	2009
Sunshine Thompson, P	1965
Tommy Thompson, 1B	1986
Ted Tomasovich, OF	1986
Cory Vance, P	2012
Jason Varitek, C	2004
Matt Wieters, C/P	2017
Billy Williamson, SS	2013
K.G. White, OF	1998
Kris Wilson, P	2009



BRYAN PRINCE *(left) and head coach* ***DANNY HALL*** *following Prince's 2014 induction to the Hall of Fame.*



JASON VARITEK *(left), a Georgia Tech Hall of Fame inductee in 2004, and head coach* ***DANNY HALL*** *(center) joined* ***BRAD RIGBY*** *(right) at his induction ceremony in 2006.*

ALL-TIME COACHES & CAPTAINS

Year	Coach	Team Captain(s)	Record	Conf.
1900	Todd	Weldon Henley	3-4	
1901	Todd	Weldon Henley	9-5	
1902	Sammy Strang	E.C. Patterson	5-8	
1903	Irving	Brinson	9-9	
1904	John Heisman	Sam Woodward	15-7	
1905	John Heisman	Sam Woodward	13-4	
1906	John Heisman	Craig Day	23-3	
1907	John Heisman	Ed Lafitte	10-5-1	
1908	John Heisman	L.W. Robert	9-12	
1909	John Heisman	Corlis Buchanan	13-8-1	
1910	John Heisman	Harry Holland	11-5-1	
1911	John Heisman	Harry Holland	7-6	
1912	John Heisman	Carl Sloan	8-10	
1913	John Heisman	Fairfax Montague	9-8	
1914	John Heisman	Murphy Pound	12-8	
1915	John Heisman	Edgar Montague	7-8-2	
1916	John Heisman	J.C. Senter	14-6	
1917 @	John Heisman	Albert Hill	12-7	
1918	Joe Bean	Shorty Guill	10-7	
1919	Joe Bean	Charlie Turner	9-9	
1920	Joe Bean	Tip Wheeler	16-2	
1921 @	Kid Clay	Frank Asbury	18-4-1	
Tech enters Southern Conference				
1922	Kid Clay	Red Barron	14-9	
1923 %	Kid Clay	Ed Morgan	16-2-2	
1924	Kid Clay	Johnny Baum	9-14	
1925	Kid Clay	Joe Palmisano	14-7	
1926 %	Kid Clay	Bobby Reeves	21-4-1	
1927	Kid Clay	Tom Angley	18-10	
1928	Kid Clay	Arthur McCash	15-6	
1929	Kid Clay	Jimmie Stevens	6-14-1	
1930	Kid Clay	Bill Terrell	8-16	
1931	Kid Clay	Fred Holt	8-13	
1932	Bobby Dodd	Dewey Waldrop	4-11-2	
Tech enters Southeastern Conference				
1933	Bobby Dodd	Bill Hogsed	4-10	3-7
1934	Bobby Dodd	Tommy Sprading	10-10	8-9
1935	Bobby Dodd	Sundial Martin	7-6	3-3
1936	No team			
1937	Bobby Dodd	Carl Waits	4-7	4-7
1938	Bobby Dodd	Harry Appleby	7-10	5-8
1939	Bobby Dodd	Bill Gibson	7-10	3-9
1940	Roy Mundorff	unknown	5-10-1	5-9-1
1941	Roy Mundorff	unknown	10-8	10-8
1942	Roy Mundorff	unknown	8-10	7-7
1943	Roy Mundorff	Charlie Smith, Duck Smith	3-8	2-5
1944	No team			
1945	No team			
1946	Joe Pittard	Frank Broyles	10-2	0-0
1947	Joe Pittard	Henry Kalb	7-6	6-6
1948 +	Joe Pittard	Lewis Hook	11-9	11-7
1949	Joe Pittard	Red Shoenning	10-14	9-11
1950	Joe Pittard	Bob Bossons	7-11	7-11
1951	Joe Pittard	Bob McCoy	11-12	8-12
1952	Joe Pittard	Chappell Rhino	8-11-1	8-11-1
1953	Joe Pittard	Clyde Young	8-13	7-10
1954	Joe Pittard	Charlie Brannon	9-13-1	6-10
1955	Joe Pittard	Larry Morris, Dave Redford	15-9	10-6
1956	Joe Pittard	Bill Cohen	11-12	4-9
1957 $	Joe Pittard	Lane Akers	18-8-1	13-3
1958	Joe Pittard	Earl Moore, Ted Thomas	7-17	5-12
1959 +	Joe Pittard	Doug Veazey	17-9-2	11-4
1960	Joe Pittard	George Inman	14-11	9-7
1961	Joe Pittard	Roger Kaiser	6-16-2	6-11
1962	Jim Luck	John Gher	8-16	6-11
1963	Jim Luck	Richard Conliff	9-18	4-13
1964	Jim Luck	Jimmy Adams	9-15	3-10
Tech leaves Southeastern Conference				
1965	Jim Luck	Jimmy Adams, Ron Scharf	20-8-2	
1966	Jim Luck	Pete Caldwell	14-16	
1967	Jim Luck	Cleve Fowler	21-11	
1968	Jim Luck	Ronnie King	21-13	
1969	Jim Luck	Floyd Harris	16-12	
1970	Jim Luck	David Glover	17-7-1	
1971 +	Jim Luck	Brannon Bonifay	31-6	
1972	Jim Luck	Larry Elliot	21-10	
1973	Jim Luck	Dick Steed	20-6-2	
1974	Jim Luck	Cam Bonifay, H.F. Reagin	20-17	
1975	Jim Luck	Frank Turner	12-17	
1976	Jim Luck	Jim Giuliani	12-22	
1977	Jim Luck	Jerry Bass, Bert Kizer	18-12	
1978	Jim Luck	Bobby Jackson	14-15	
1979	Jim Luck	Steve Davison, Gary Hardie, Doug Ibele, Mike Macon	15-16	
Tech enters Atlantic Coast Conference				
1980	Jim Luck	Tommy Thompson	8-19	3-10
1981	Jim Luck	Tommy Thompson	14-24	1-13
1982	Jim Morris	Rick Lockwood, Greg Woodward	29-20	6-8
1983	Jim Morris	Rick Lockwood, Greg Woodward	38-15	6-8
1984	Jim Morris	Pete Geist, Chris Morgan	36-19	5-7
1985 #+	Jim Morris	Pete Geist, Scott Jordan	42-19-1	6-7-1
1986 #+	Jim Morris	Keith Fleming, Carl Sitler, Pete Stephens	45-23	10-4
1987 #+	Jim Morris	Keith Kerver	51-14	17-4
1988 #+	Jim Morris	Jim Poole, Roger Roddy	45-24	12-8
1989 +	Jim Morris	Jon George, David Ivester	38-26	13-6
1990 +	Jim Morris	Jon Anderson, Tom Green	46-25	9-9
1991 +	Jim Morris	Doug Creek	42-26	12-8
1992 +	Jim Morris	Carlton Fleming, Reggie Johnson, Jason Varitek	45-19	14-9
1993 +	Jim Morris	David Albert, Jason Varitek	47-14	16-6
1994 ++	Danny Hall	Al Gogolin, Jason Varitek	50-17	16-8
1995 +	Danny Hall	Brandon Hensley, Scott Byers	38-22	16-8
1996 +	Danny Hall	Scott Byers, Michael Sorrow	40-24	13-11
1997 +	Danny Hall	Adam Leggett, Jase Wrigley	46-15	19-4
1998 +	Danny Hall	Chuck Crowder, Jay Hood	41-22	14-9
1999	Danny Hall	Chuck Crowder, Eric McQueen	38-20	12-12
2000 #+	Danny Hall	Jahmal Overton, Bryan Prince, Mark Teixeira	50-16	18-6
2001 +	Danny Hall	Mark Teixeira, Matthew Boggs	41-20	13-11
2002 ++	Danny Hall	Victor Menocal, Matthew Boggs	52-16	14-9
2003 #+	Danny Hall	Eric Patterson, Matthew Swain, Jeff Watchko	44-18	17-7
2004 +	Danny Hall	Brian Burks, Micah Owings, Eric Patterson	44-21	18-5
2005 #+	Danny Hall	Tyler Greene, Cameron Lane, Mike Trapani	45-19	22-8
2006 ++	Danny Hall	Jeff Kindel, Mike Trapani	50-18	19-11
2007	Danny Hall	Wally Crancer, Michael Fisher, Matt Wieters	32-25	15-14
2008 +	Danny Hall	Eddie Burns, Brad Feltes	41-21	16-14
2009 +	Danny Hall	Jason Haniger, Chris House, Luke Murton	38-19-1	17-10-1
2010 +	Danny Hall	Cole Leonida, Tony Plagman, Jay Dantzler	47-15	21-9
2011 +	Danny Hall	Jacob Esch, Jed Bradley, Kevin Jacob	42-21	22-8
2012 #+	Danny Hall	Buck Farmer, Luke Bard, Sam Dove	38-26	12-18
2013 +	Danny Hall	Buck Farmer, Sam Dove	37-27	15-15
2014 #+	Danny Hall	Mott Hyde, Dusty Isaacs, Devin Stanton	37-27	14-16
2015	Danny Hall	A.J. Murray, Devin Stanton	32-23	13-17
2016 +	Danny Hall	Arden Pabst, Jonathan King	38-25	13-16
2017	Danny Hall	Jonathan King, Coleman Poje	27-28	11-19
2018	Danny Hall	Joey Bart, Wade Bailey	31-27	14-16
2019+	Danny Hall	Tristin English, Carter Hall, Micah Carpenter	43-19	19-11
2020~	Danny Hall	Luke Waddell	11-5	2-1
2021+	Danny Hall	Luke Waddell, Colin Hall, Brant Hurter,, Hugh Chapman	31-25	21-15

 # ACC Champions
+NCAA Tournament (++ College World Series)
$ SEC Champions
% Southern Conference Champions
@ SIAA Champions
~ Shortened due to Covid-19 pandemic

FORMER ASSISTANT COACHES

Chip Baker (1984)
James Beavers (1982-84)
Brannon Bonifay (1982-83)
Cam Bonifay (1988)
Steve Fleming (1987)
Steve Givens (1985)
Jeff Guy (1994-2001)
Rick Hatcher (1994)
Josh Holliday (2005-07)
Jason Howell (2013-19)
Rick Jones (1990-93)
Tom Kinkelaar (2008-12)
Bob Laurie (1988-91)
Paul Mears (1992-94)
Mark Matulia (1985-86)
Joe McFarland (1983-85)
Bobby Moranda (2002-07)
Mike Nickeas (2015-18)
Bran Prince (2008-17)
Scott Stricklin (2002-04)
Turtle Thomas (1986-87)
Mike Trapasso (1995-2001)
Leon Wurth (1989)

ALL-TIME ROSTER

A

Aaron, Robert J, III 1997-98
Abate, Charles M. 1959-60
Adams, James B., Jr. 1963-65
Akers, Lane 1954-57
Albert, David R. 1992-93
Alyea, Brian F. 1990-92
Anderson, Jonathan C. 1989-90
Anderson, John. . . 2021-present
Andreas, Michael J. 2002
Andrews, L.S., Jr. 1951-52
Anthony, Emile D., III. 1963-65
Archer Andy. 2017-18, 20-21
Archer, Hoke S., Jr. 1956
Arnold, Jackson 2020
Atha, Jason E. 1998-99
Austin, Mike 1953

B

Baenninger, Shelton L. (mgr)1961-63
Bailey, M. Wade 2015-18
Bakker, Kyle E. 2001-03
Baldwin, Gregory M. 1971-73
Bard, Luke F. 2010-12
Barlow, Walker 2019-20
Barr, Matthew F. 1993-94
Barr, J. Tucker 1994-96
Barron, Red 1922
Bart, Joey 2016-18
Bartnicki, Luke . . . 2019-present
Barzilli, Elliott S. 2014
Basil, Jason M. 1998-01
Bass, Jerry E. 1974-77
Baum, John P. 1924
Baumgartner, John (mgr) 1964
Beal, Eugene 1975-77
Bearden, C. Blakely 1993
Beaver, William C. 1964
Beavers, James E. 1973-75
Beavers, Milton C. 1959-60
Beistline, Robin R. 1982-84
Benson, Charlie 2019-21
Bergman, Richard 1979
Bergman, Robert B. 1977-79
Bergmark, George H. 1975
Berthelsen, John B. 2003
Bien, Jeffrey C. 1997-98
Binkley, Brett J. 1991-93
Blackmon, Charles C. 2008
Blackwood, Steven E. 2003-06
Blane, Robert E. 1970-72
Blane, Watkins J., Jr. 1965-67
Blemker, Douglas R. 1980-82
Blemker, Ray, Jr. 1957-59
Blue, Adam M. 1998-99
Boggs, Brandon K. 2002-04
Boggs, Matthew J. . .1998-99,01-02
Bolick, Frank C. 1986
Bonifay, Cameron H. 1971-74
Bonifay, Kenneth B. 1966-68
Bonifay, Kenneth B., Jr. . . . 1989-91
Bonifay, R. Brannon, Jr. . . . 1968-71
Bonnot, Brooks J. 1975-78
Boomer, Douglas G. 1983-84
Borden II, Tim 2022-present
Bossons, Robert R. 1948-50
Bower, Charles L. 1975
Boyd, David E., Jr. 1974-76
Boyles, Charles R., IV 1981-82
Bradley, Daniel R. 1968-69
Bradley, Jed C. 2009-11
Bradshaw, Herbert, Jr. 1949-51
Bragg, Darren W. 1988-90
Brannon, Charles N. 1952-54
Brewster, Zach C. 2009-11
Broadwater, Ralph A. 1979-80
Broadwater, Mike 1979
Brock, Jack 1940
Brooks, Ryan A. 1998
Brown, Adam (tr.) 1999-00
Brown, F. Brandon 1984
Brown, Dawson. . . 2021-present
Brown, J. Kevin 1984-86
Brown, Joseph E. 1948-49
Brown, Randy 1972-74
Broyles, J. Frank 1947
Bruce, Andrew G. 1988-90
Buffington, Mark A. 1993
Burke, Blake A. 1986-88
Burks, Brian D. 2001-04
Burnette, J. Chase 2008-10
Burns, Edwin T. 2006-08
Burns, Justin R. 1977
Burton, James C. (mgr). . . . 1961-63
Busbin, Bradley J. 1999-00
Butler, Chase M. 2011-12
Byers, Scott B. 1993-96
Byrd, Anthony J. 1990-92
Byrd, Marlon, J. 1996

C

Caldwell, Robert G. 1964-66
Cameron, Kevin J. 1999-01
Campbell, Bart S. 1975-77
Campbell, Kristian 2022-present
Cape, C. Alan. 1985-88
Cardwell, Phillip R. 1968-69
Carmack, Charles M. 1962-63
Carmichael, Laird S. 1973
Carnathan, Gene E. 1960
Carpenter, Micah 2016-19
Carrofiello, Gus (mgr) 1950
Carroll, J. Randall. 1965-66
Cary, Christopher G. 1992
Carwile, Cody 2022-present
Cason, Carlos J. 1993-96
Cavette, Neil M. 1941
Chambers, Joe L. 1958
Chambers, Joseph R. 1960
Chambless, Edward L. 1958-60
Chapman, Hugh. 2018-21
Childress, Henry L. 1948-51
Clark, Danny C. 1970
Clay, Samuel T. 2013-14
Clines, Cameron . . 2022-present
Cohen, William C. 1953-56
Cole, Stephen R. 1971-72
Colson, Brent T. 1990-92
Combs, Bailey 2016-18
Compton, Drew . . . 2020-present
Conliff, Richard H., Jr. 1961-63
Cook, Douglas W. 1962-64
Cook, E.J. 1948
Cooney, Raymond J. 1979-80
Corbin, George L., Jr. 1962-64
Costner, George H. 1959
Coquillard, Will. 2020-21
Crabbe, William 1950
Crancer, Walter A. 2006-07
Crane, Bert (mgr) 1953
Craport, Trevor R. 2015-17
Crawford, Roy, III (mgr) 1973
Crawford, Sam . . . 2020-present
Crawford, Sammy (mgr) . . . 2000-03
Creek, P. Douglas, III. 1988-91
Crews, Jordan C. 2002-05
Crook, Ronald D. 1966
Crowder, Charles R. 1996-99
Crowder, Joseph A. 1971
Cruz, Alexander O. 2011-14
Cumpton, Brandon T. 2008-10
Cunningham, Tom (mgr) . . . 1972-75
Curlee, James E. 1956
Curry, Xzavion 2017-19

D

Dalton, S. Clay 2010-13
Daniels, Carter . . . 2022-present
Dantzler, John C. 2007-10
Dastugue, Marcel F., III 1959
Datoc, Jared P. 2015-18
Davies, Jake A. 2009-12
Davis, Dennis W. 1968-71
Davis, George T. 1964-66
Davis, Harry H. 1959-61
Davis, John K. 1987-90
Davison, Stephen A. 1976-79
Day, Craig 1903-06
DeLeo, Jake. 2021-present
Devine, Sean M. 2008-10
Dews, Robert W. 1960
Dickinson, Eddie A. 1965-66
Didrick, Jarrett R. 2009-12
Dietrich, Derek R. 2008-10
Distasio, Jeffrey V. 1983-86
Donaghey, Stephen J. 1996-99
Dore, Dylan J. 2013
Dove, Samuel K. 2010-13
Dover, Robert L. 1954-57
Doyle, George P., Jr. 1979-80
Drake, Samuel B. 1987-89
Dubberly, Jesse B. (mgr). . . 2005-06
Dulaney, Burton 2016-17
Duncan, David E. 2006-08
Duncan, Geoffrey L., Jr. . . . 1994-96
Dunn, Charles E., III 1981-84
Dupart, Curtis D. 2007
Durkin, Martin W. 1988-89
Dwyer, Timothy P. 1988-89
Dyer, Vaughn 1952

E

Earnest, T. Mitchell 2011-14
Easterling, Adam, R. 1994-97
Economos, Stephen C. 1999
Edwards, Richard (mgr) 1951
Egbuna, Somto (mgr) 2017-19
Elder, David M. 1995-97
Eldridge, Williams D. 1967
Elliot, Lawrence S. 1970-72
Emerson, Richard L. 1963-64
English, Tristin 2016-19
Entrekin, Ivan W. 1962-64
Entrekin, Larre W. 1964-66
Erwin, Scott D. 1986-89
Esch, Jacob O. 2009-11
Evans, Zane C. 2011-13

F

Farmer, George R. "Buck" . . 2010-13
Faulk, Alfred D.(mgr) 1969-71
Feinberg, Gregory L. 2013-14
Feltes, Bradley J. 2005-08
Ferguson, Arthur B. 1962
Finateri, Adam. . . . 2022-present
Finley, Jackson . . . 2020-present
Fischer, Mark E. 1995-97
Fisher, Michael P. 2005-07
Fleming, Carlton S. 1990-92
Fleming, W. Keith 1983-86
Fleury, Brian E. 1987, 89
Fowler, James C. 1965-67
Fowler, Michael R. 1986-87
Free, Greg 1973
Friedman, Jack 2019-20
Fritch, James L. 1949-50
Frye, Bradley. 2022-present
Fulcher, William M. 1955-56
Futral, M. Brian 2005

G

Gallen, Kevin (tr). 1995-96
Galloway, Will. 2016
Gannaway, Michael M. 1964
Garciaparra, A. Nomar 1992-94
Garofalo, Jason J. 2007-10
Gause, D. Loyall. 2005-06
Gauvreau, Bobby 2016
Gee, Donald R. 1978-80
Geist, Peter A. 1983-85
Gentry, Michael J. 1980-81
George, Jon J. 1988-89
Gergel, Kevin M. 2001
Gerhig, Mike 1981
Germany, John W. 1974
Gher, John K. 1960-62
Gibson, Cameron P. 2012
Gibson, Keyton. 2016-19
Gibson, Robert D. 1967-69
Gibson, W.C. 1939
Giesler, John 2020-present
Gilbert, Thomas E. 1977
Giuliani, James E. 1974-76
Giuliani, Raymond A., Jr. . . . 1971-72
Gladwin, Robert U. 1992
Glover, David E. 1968-70
Goffena, Derik D. 1998-01
Gogolin, Elton W., III. 1992-94
Gold, Brandon D. 2014-16
Gonzalez, Matthew A. 2013-16
Gonzalez, Tres. . . . 2020-present
Gooden, Daniel L. 2015
Gooden, Garrett 2017-18
Goodman, Christopher M. . . 2002-03
Goodman, John T. . . 2004, 2006-07
Gookin, Richard B. 1956-57
Gorst, Matthew C. 2014-16
Graham, Howell 1951
Grant, Walter B. 1955-56
Green, Thomas E. 1989-90
Greene, J. Tyler 2003-05
Greenfader, Geoffrey A. 2013
Grenkoski, Brad 2021
Griffin, Carey D. 1982
Griffin, James J. 1967-68
Griffin, Tyrome V. 1986-88
Grimes, Matthew D. 2011-14
Grimm, David F. 1975
Grissom Jr., Marquis. .2021-pres.
Groce, E. Garrett 2002
Guenther, J. Bradley (mgr) . . . 1988
Gustafson, Timothy C. 2005-06
Guyton, R.V. 1951

H

Hair, Henry R. 1955
Hale, J.A. 1948
Hale, Robert L. 1950
Hall, Carter 2016-19
Hall, Colin 2018-present
Hall, Francis K., Jr. 1962-64
Hall, Jacob M. 2002-05
Hall, Travis S. 1993
Hall, William T. 1963-64
Hammett, Samuel H. 1966
Haney, Christopher M. 1997
Haniger, Jason T. 2006-09
Hardeman, W. Leon 1952
Hardie, Gary E. 1977-79
Hare, Tyler. 2022-present
Hargrave, James I., Jr. 1968-71
Harnage, Mallie J, Jr. 1956
Harof, Doug A. 1987-89
Harrell, Robert M., Jr. 1972-75
Harris, Gaston C., Jr. 1963-64
Harris, J. Floyd. 1967-69
Harris, William J., Jr. 1989-91
Harris, W. Lloyd 1967-69
Harrison, Kyle (mgr) 1991-93
Hartzog, Henry M. 1963
Harvin, Charles R. 1949-51
Hawkins, John W., Jr. 1961
Hawranick, Andrew 2003-06
Haynes, Kenneth (mgr) 1964
Hays, James L. (mgr) 1954-55
Heddinger, Joshua J. 2012-14
Helinger, John J. 1973
Hensley, B. Brandon 1992-95
Herndon, Ben (mgr) 1996-99
Hicks, Christopher L. 2006-08
Hightower, Glenn E. (mgr) . . 1959-60
Hill, Camron. 2022-present
Hilton, Kevin W. 1989-91
Hodges, John R. 1979
Hodges, Wesley M. 2004-06
Hodorowski, Michael S. . . . 2012-13
Holland, Jake. 2020-21
Holt, William E. 1951-52
Honeycutt, Heath E. 1996-98
Hood, James M. 1996-98
Hook, Lewis W. 1947-49
Hopkins, Sydney M. 2014
Horn, John E. 1984-85
Hostetler, Michael D. 1989-91
Houghton, Samuel R. 1975
Hughes, Jonathan 2016-20
House, Christopher R. 2006-09
Hudlow, Rodney J. 1974-76
Hudson, J.B., Jr. 1948
Hudson, J. Phillip 1967-70
Huff, Chance 2021-present
Humphreys, Henry C. 1950-51
Hurter, Brant 2018-21
Hutchins, D. Brandon 1994
Hutts, Michael T. 2006-08
Hyatt, Jared L. 2004-07
Hyde, Daniel Mott. 2011-14
Hyde, Lee 2004-06
Hyder, James T., II 1959

I

Ibele, Douglas D. 1976-79
Ingram, Riccardo B. 1986-87
Inman, George W. 1959-60
Innis, Keenan M. 2014-17
Isaacs, Dustin A. 2011-14
Ivester, David B. 1987-89

J

Jackson, Blake A. 2015
Jackson, Brian A. 2001
Jackson, Jadyn. . . 2020-present
Jackson, Robert H. 1976-78
Jackson, Thomas E. 1963-65
Jacob, Kevin W. 2008-11
Jarrett, Roy E. 1965-67
Jenkins, Andrew. . 2020-present
Jerzembeck, Michael J. 1992
Jett, John B. 1982-83
Jillson, Jared E. 2013-14
Jobson, Robert W., Jr. 1970-72
Johnson, Glenn H. 1967
Johnson, J. Kel 2015-18
Johnson, Reginald 1990-92
Johnson, Tervell . . 2021-present
Jones, James A., Jr. 1954
Jones, Roderick R. 2010
Jordan, George W. 1947-49
Jordan, John A., Jr. 1954-57
Jordan, Michael L. 1975
Jordan, Scott A. 1982-85
Joyce, Jimmy E. 1952
Justus, Connor D. 2014-16

K

Kafer, Harry L. 1964-66
Kail, Jon Henry. 2000-01
Kaiser, Roger A. 1959-61
Kalb, Henry G. 1943, 47-48
Kays, Marion R., III 1968-70
Keener, Donald A. 1976
Keener, Marvin J. 1948-49
Keener, Ronald C. 1976
Kelly, Steven J. 1999-01
Kendrick, Connor R. 2011
Kenney, Douglas M. 1989-91
Kerver, Keith D. 1984-87
Kinard, Roger T. 1984-87
Kindel, Jeffrey R. 2002, 04-06
King, Ben. 2020-present
King, Jonathan D. 2013-17
King, Richard D. 1975-77
King, Ronald E. 1966-68
Kizer, Herbert J., III 1974-77
Knox, Eric D. 2014
Kohli, John C. 1986
Koryo, John (mgr). 1979-81
Kown, Andrew D. 2002-04
Kronenfeld, Paul A. 2011-12

L

LaCapra, John R. 1962-64
Ladd, Timothy 2005-07
Lane, Cameron R. 2002-05
Langley, Johnathan (mgr) . . . 2015-18
Langley, Michael D. 1975-79
Lankford, John W. 1947-49
Lattanzi, Joe (mgr) 1981-83
Leach, Anthony Kyle 2013-15
Lee, Jake 2016-19
Lee, Robert W. 1968-70
Leggett, Adam B. 1995-97
Leonard, Prentiss D. 1947-50
Leonida, Cole V. 2008-10
Lewis, Charles M. 1958
Lewis, Richard H., III. 1999-01
Lincoln, James M. 1994

HISTORY

ALL-TIME ROSTER

Lindsey, Gerald D. 1960
Livingston, Lawrence K. . . . 1970-73
Lockwood, Richard S. 1980-83
Long, Patrick O. 2007-10
Lorenzo, Matthew R. 2001
Lovett, Jett 2022-present
Lucas, Timothy B. 1993
Luck, Jimmy (mgr) 1993-95
Lusk, Robert T. 1948-49, 51
Lynch, Connor G. 2012-13

M

MacGregor, Daniel S. 1954-57
Macon, Dennis M. 1976-79
Maggiore, Joseph (tr.). 1998-99
Maisano, Anthony A. 1989-90
Maisano, Charles A. 1982-85
Malone, K. Alan 1986
Malloy, Justyn-Henry 2021
Maloof, George B. 1950-52
Mann, Daniel J. 1979
Mannelly, Joseph . 2018-present
Marchetti, Ronald J. 1950-51
Marmon, Frank E. 1952-53
Marmon, Richard C. 1953-54
Markey, Bradley S. 2011
Martin, Evan R. 2009-12
Martin, James E. 1952
Martin, Michael W. 1993
Martin, Ronald J. 1961-63
Matthews, David T. 1967
Matulia, Mark R. 1982-85
Maurer, Larry F. 1980-82
Maxwell, Zach. . . . 2020-present
McCann, Kyle 2017-19
McCauley, George R. 1952-55
McConnell, Walter G., Jr. . . 1983-85
McCoy, Parker 2017
McCoy, Robert H. 1948-51
McDonald, G.E. 1934-35
McDonald, Marvin W. 1958
McDonald, Richard T. 1980-81
McDowell, Steve F. 1972-74
McGarr, David W. 1953-54
McGill, Shannon R. . . . 1994, 96-97
McGuire, Logan. . . 2022-present
McGuire, Patrick W. 1986-88
McGuire, W. Deck. 2008-10
McIntyre, Scott A. 1991-94
McKinney, Benjamin T. 2010
McMillin, R.S. 1947-48
McNamara, Kevin M. 1972-73
McNamee, Cole . . . 2022-present
McQueen, Eric W. 1996-99
Mears, Paul S. 1988, 90-91
Medich, John. 2021-present
Meeks, John W., Jr. 1977-79
Melnick, Bruce (mgr) 1968
Menger, Johnny V. 1954-57
Menocal, Victor W. 1999-02
Meyer, Gerald J. 1958-60
Middour, David B. 1976-78
Miller, Brandon C. 2009
Miller, Douglas Cole 2013
Miller, Ryan 2019
Mitchell, Andrew E. 1998-01
Mize, Glenn D. 1976-78
Mons, Jeffrey C. 1984-86
Montgomery, Larry H. 1978
Moore, Brian 2016
Moore, Charles H., Jr. 1981
Moore, Edward E. 1957-58
Moore, Robert E. 1966-68
Moore, Wallace T. 1981
Moore, William M. 1972-73
Moore, William (mgr) 1964
Moreland, William C. 1969
Morgan, W. Christopher . . . 1983-84
Morris, George A. 1952
Morris, Larry C. 1953-55
Moseley, Larry S. 1965-66
Moxley, Stephen C. 1977
Moylan, Robert R., Jr. (mgr) 1965-67
Murphy, James E. 1950-51
Murray, Andrew John 2012-15
Murray, Chase 2017-19
Murton, Luke F. 2006-09
Murton, Matthew H. 2001-03
Myers, Christopher J. 1991-94
Myers, J. Davis 2000, 2002-03

N

Nail, Jimmy A. 1959
Nass, Alan W. 1961
Neely, John R., Jr. 1957-58
Neighborgall, Jason B. 2003-05
Nelson, Jimmy M., Jr. 1957-59
Newbern, Steven P. 1982-85
Newhan, David M. 1993
Newsom, Gary A. 1980-82
Newsome, Ernest L. 1958
Nichols, Thomas R. 2008-10
Nickeas, Michael J. 2002-04
Nickles, Thomas (mgr) 1951
Nixon, William J. (mgr) 1965
Noggle, Donnie L. 1965-67
North, Robert E. 1948-51

O

O'Brien, Richard T. 1981-82
O'Connor, Dennis M. 1974
O'Hara, R.M. 1948
Ogawa, Elliott K. 2007
Overton, R. Jahmal 1997-00
Owen, Jerry L. 1967-69
Owings, Micah B. 2003-04

P

Pabst, Arden L. J. 2014-16
Page, Bill (mgr) 1967-68
Palka, Daniel B. 2011-13
Papetti, Todd L. 1995, 97
Parada, Kevin 2021-present
Parker, Derrell A. 1970
Parham, William H., II 1986-88
Parker, Tyler K. 2000-02
Parr, Benton L. 2014-17
Parrott, Rhett M. 1999-01
Parry, Samuel H. 1961
Patterson, Eric S. 2002-04
Patton, Robert A. 1954-57
Payne, Daniel A., Jr. 2005-07
Payne, Jeffrey C. 1965-67
Payton, Jason L. 1992-94
Pearce, Ronald E. 1974-76
Peek, Norris L. 1965-66
Peeples, Joel T. 1979
Perez, Matt (mgr) 2015-18
Perry, Eric J. 1978-81
Perry, Jason K. 2000-02
Perry, Philip A. 2000-02, 04
Petty, Claude . . . . . 1940's
Peurifoy, C. Ryan 2014-17
Phillips, Matthew A. 2014-16
Pisciotta, Marc G. 1989-91
Pitman, Eddie 1938-39
Pitts, Cole G. 2012-16
Plagman, Anthony R. 2007-10
Poje, Coleman R. 2015-17
Poole, James R. 1986-88
Poole, Sean D. 2010
Pope, Cory. 2015
Pope, Mark D. 2009-11
Pope, Milton (mgr) 1952
Porter, Michael W. 1975-76
Potter, Dixon G. 1954-57
Prager, Berrie M (mgr) 1956-58
Prather, R. Scott. 1996-98
Price, Brian A. 2012
Price, Mallie L. 1960-61
Pridgen, William H. 1971-72
Priestley, Jerry M. 1965-66
Prince, Brandon . . 2022-present
Prince, Bryan N. 1998-01
Puck, Larry 1966
Pye, William A. 1976

R

Radcliff, Baron 2018-20
Rademacher, Wade 1961-62
Randall, Walter T. 1958
Raper, Ronald A. 1988-90
Rea, Delton G., Jr. 1965-67
Reagin, Harvey F.,II. 1971-74
Redford, David E. 1952-55
Redovian, James M., Jr. . . . 1989-90
Reid, Stephen 2020-present
Remole, Clifton M. 2002-04
Reynolds, Michael L. 1988-91
Rhino, Chappell V. 1951-53
Rhino, Daniel V. 1975
Rhino, Randall P. 1972-75
Rigby, Bradley K. 1992-94
Rigby, Paxton 2017-20
Ritter, Ryan N. 1993-95
Rizzo, Joseph G. 1953
Robbins, Richard B. 1977-80
Robbins, Whitney L. 2004-06
Roberts, Jonathan D. 2011-14
Robertson, Jack E. 1958
Robinson, J. Andrew. 2007-10
Robinson, Glover (mgr) 1953-54
Robinson, Gregory C. 1980
Robinson, James C., Jr. . . . 1964-66
Robinson, Ronnie L. 2000
Roddy, Roger 1985-88
Roedig, Cort 2019-present
Roethlisberger, Kenneth T. . . 1977-78
Rogers, Jimmy L. 1953
Rogers, Joseph P. 1970-72
Rogers, Stuart H. 1980-84
Rollins, Kevin P. 1998-99
Romano, Nicholas. 2022-present
Rose, Shane (tr) 1993-94
Roth, Nick 2013-14
Rowland, Jeffrey D. 2008-10
Rubenstein, Jack . 2022-present
Rucker, Donald G. 1980
Rulon, Bradley M. 2005-08
Ryan, Zachary A. 2014-17
Rynders, R. Wesley. 1999-02

S

Sager, Brian. 2001
Saier, Matthew E. 1994-95
Sailors, William C. 1953
Sanders, Brenton 2017-18
Scharf, Ronald E. 1963-65
Scherer, Nicholas E. 2005-07
Schisler, Michael S. 1970-73
Schmidt, Kyle A. 2002-03
Schniederjans, Ben. 2014-18
Schoening, Henry W. 1947-50
Scott, William (mgr) 1952
Scruggs, Charles C. 1942-43
Sebree, Kenneth M. 1984
Sedbery, Eugene B. 1947-50
Selby, William E. 1963-64
Self, Ryan K. 2003-05
Sermershiem, Michael F. . . 1949-50
Shadday, Jay 2017
Shannon, Lance D. 1995-96
Shaw, W. Mark. 1986
Shea, Jerome R. (mgr) 1988
Sheeter, Benjamin C. 1999-00
Sheffer, Powell. 1951
Sheffield, Charles R. 2012-13
Shelton, G. Tanner 2014-16
Shepherd, Danny R. 1973
Sheridan, Robert E., Jr. . . . 1960, 63
Shi, James D.,III. 1962-64
Shirah, Will 2018-21
Shirilla, George 1981-85
Shiver, W. Todd. 1984-87
Shoop, J. Lynn 1998
Short, Thomas M. (mgr) . . . 1960-61
Siegel, Josiah 2020-present
Simmons, Kirk E. 1979-80
Simonds, Matthew M. 2009-10
Simoneaux, John (mgr) 2015-17
Simpson, Chandler 2022-present
Sims, Jamie S. 1982-85
Sineway, Ronald E. 1949-50
Sitler, Carl L. 1984-87
Skinner, A. Chester, III 1972-73
Skole, Matthew T. 2009-11
Slayden, Jeremy C. . . . 2002-03, 05
Smelter, DeAndre T. 2011-14
Smith, Dalton 2020-present
Smith, Fred (mgr) 1956
Smith, Forest 1941-43
Smith, James C. 1946-49
Smith, James L., Jr. 1961
Smith, Josh (mgr). 2005-08
Smith, Michael C. 1992-95
Smith, Patrick G. 1949
Smith, Ralph J. 1964
Smith, Thomas A. 2012-15
Smith, Thomas G., Jr. 1963-64
Solly, Daniel (mgr) 2004
Somoza, Andrew J. 1992
Sorrow, Michael F. 1969-72
Sorrow, Michael F., Jr. . . . 1993-96
Spingola, Daniel C. 2012-15
Stallings, Brandt. 2016-17
Stanford, Michael R. 1982-84
Stanley, Robert E. 1957
Stanley, Ryan C. 2004-05
Stanton, Devin R. 2011-15
Stapleton, Charles M. 1959
Steed, Richard E. 1970-73
Steele, Gary T. 1968-70
Stephens, Peter J. 1983-86
Stevens, James A. 1974
Stewart, C.R. 1948
Stewart, John H. 1985-86
Stiber, Scott (mgr) 1998-00
Stockton, Bradley T. 1998-01
Strange, Charles C. (mgr) . . 1952-53
Street, Thomas G. 1972
Stephens, Xander . 2022-present
Strickland, Dylan 2021
Stuart, Bradley. 1982-83
Stuetzer, Ryan R. 1996-97
Suarez, Daniel 1977-79
Swain, Matthew D. 2000-03

T

Tarver, Michael R. 1975
Taylor, Drew W. 2002
Taylor, Jamie 2018-21
Taylor, Joseph W. 1956
Teed, David D. 1956
Teixeira, Mark C. 1999-01
Terrell, Bill 1930
Terry, Vincent J. 1955-57
Theodocian, Charles E. . . . 1960-61
Theodocion, Charles D. 1953
Thiel, Harrison 2020
Thieme, Richard L. 1995-97
Thomas, Connor 2017-19
Thomas, Hank 2021
Thomas, James H, Jr. 1995-97
Thomas, J. Brandon 2010-13
Thomas, Michael A. 1959-60
Thomas, Samuel W. 1973-75
Thomas, Terry 1957-58
Thompson, Charles E. 1960-61
Thompson, Jefferson B. . . . 1947-50
Thompson, Jesse C. 1999
Thompson, Tommy E. 1978-81
Thompson, Young H. 1949-50
Thorsten, James S. 1979-81
Tinkoff, Ryan S. 2006, 2008
Tinsley, Steven (mgr) 2014-16
Todd, Joe D. 1982
Tomasovich, S. Michael. . . . 1961-62
Tomasovich, Theodore J. . . 1966-68
Toups, Leon H. 1958-59
Toups, Roland M. 1958-59
Towery, Jimmy N. 1956-58
Trapani, John David 1980-81
Trapani, Michael R. 2003-06
Triplett, Christopher E. 2011
Trowbridge, Robert H., Jr. 1955
Tuggle, David L. 1974
Tumlin, Chester J., Jr. 1963
Turley, Cameron 2018-21
Turner, Frank B. 1973-76
Turner, Jack G. 2000
Turner, Ryan J. 2004-07

U

Ussery, Jeffrey R. 2007-08, 2010-11

V

Vance, Cory W. 1998-00
Vann, Ronald T. 1954, 56-57
Varitek, Jason A. 1991-94
Veazey, Norman D. 1958-59
Vidic, John Michael 2005
Vittur, Charles D. 1967-68
Von Tersch, Zachary T. 2007-09

W

Waddell, Luke 2018-21
Wagner, Nicholas R. 2002-04
Walker, Aaron S. 2001-04
Walker, Howell C. 1952
Walker, John A. 1980-81
Walker, Lewis W., Jr. 1966-67
Walker, Wayne E. 1981
Wallace, Ronald D. 1970
Waller, Edward (mgr) 1952
Walton, William H., Jr. . . 1948-49, 51
Watchko, Jeffrey B. 2000-03
Waters, Philip A. (mgr) 1969-71
Watkins, Daniel E. 1979-82
Watson, Tyler 2021
Watts, Charles S. 1980
Webb, Jackson 2016, 19-20
Weeman, Stephen K. 1966-67
Weisskopf, Josef C. 1982-83
West, Patrick H. 1978
Westbrooks, Brody 2020-21
White, Derrick L. 1985-88
Wickersham, Erskine B. (mgr) . 1963
Widell, Ralph A. 1949
Wieters, Matthew R. 2005-07
Wiggins, David B. 1990-91
Wilhite, Austin 2017-21
Wilhite, Nick 2017-19
Williams, Daniel (mgr) 2004
Williamson, William M. 1961-63
Willner, Robert C. 1995
Wilson, Kristopher K. 1995-97
Wilson, Jack 1959-60
Winborne, Robert 2016-19
Winn, Connor T. 2009-12
Wirth, Brian D. (mgr) 1989-91
Wise, Joseph B. . . . 1987-88, 90-91
Wiseman, Joseph D. 2013-16
Wiseman, Patrick N. 2015-18
Wolff, Michael C. 1990-92
Wolkoff, Paul (tr) 1990-92
Wood, Blake D. 2004-06
Wood, Taylor A. 2008-11
Woodward, Greg D. 1981-83
Woodworth, Harry (mgr) . . . 2005-07
Worthy, Cody A. 2015
Wren, Colby F. 2011-12
Wren, Kyle P. 2011-13
Wrigley, Jason C. 1995-98
Wruble, Grant T. 2013-16

Y

Yamaoka, Soma (mgr) 2014-16
Yancey, Michael D. 1982-85
Yankosky, L.J. 1994, 96-98
Yokley, E.C. (mgr) 1958-59
Young, Clyde A. 1951-53
Young, Eulis T. 1951-53
Young, Ryan D. 2015
Young, Simon D. 1997-99
Young, William J. 2013

Z

Zamora, Jesus G. 1960
Zauderer, James A. 1974-75
Zimmer, Lawrence E. 1964-66

List compiled with records available

CAREER STATS OF TECH'S TOP PLAYERS

JIMMY ADAMS, C

All-SEC Eastern Division, 1963

Year	G-GS	AB	R	H	Avg.	2B	3B	HR	RBI	SB
1963	23	76	12	22	.289	2	2	1	8	2
1964	24	94	16	24	.255	1	3	5	10	7
1965	30	105	22	27	.257	5	4	0	12	9
Total	**77**	**275**	**50**	**73**	**.265**	**8**	**9**	**6**	**30**	**18**

LANE AKERS, SS

All-SEC, 1956
Georgia Tech Hall of Fame, 1969

Year	G-GS	AB	R	H	Avg.	2B	3B	HR	RBI	SB
1954	22	89	17	27	.303	1	1	0	11	2
1955	24	99	33	35	.354	6	1	1	15	5
1956	23	81	18	26	.321	0	4	3	18	1
1957	28	110	29	38	.345	4	3	6	26	3
Total	**97**	**379**	**97**	**126**	**.332**	**11**	**9**	**10**	**70**	**11**

TOM ANGLEY, OF

Georgia Tech Hall of Fame, 1970

Year	G-GS	AB	R	H	Avg.	2B	3B	HR	RBI	SB
1925	21	83	—	35	.422	7	3	7	—	—
1926	26	100	—	50	.500	10	3	9	—	—
1927	28	108	—	42	.388	8	2	2	—	—
Total	**75**	**291**	**—**	**127**	**.436**	**25**	**8**	**18**	**—**	**—**

JOEY BART, C

Johnny Bench Award winner, 2018
First-Team All-America, 2018
First-Team All-ACC, 2018

Year	G-GS	AB	R	H	Avg.	2B	3B	HR	RBI	SB
2016	43-42	157	24	47	.299	10	0	1	31	0
2017	44-44	186	35	55	.296	13	0	13	43	4
2018	57-57	220	55	79	.359	12	0	16	38	3
Total	**144-143**	**563**	**115**	**181**	**.321**	**35**	**0**	**30**	**112**	**7**

KYLE BAKKER, P

Second Team All-America, 2002
Second Team All-ACC, 2002, 2003

Year	G-GS	W-L	SV	ERA	IP	H	R	ER	BB	SO
2001	16-5	4-1	0	2.78	45.1	49	21	14	9	49
2002	19-19	13-2	0	3.14	134.2	132	58	47	24	115
2003	18-17	8-3	0	4.35	93	97	54	45	36	80
Total	**53-41**	**25-6**	**0**	**3.49**	**273**	**278**	**133**	**106**	**69**	**244**

TUCKER BARR, C/P

First Team All-ACC, 1995
Second Team All-ACC, 1996

Year	G-GS	AB	R	H	Avg.	2B	3B	HR	RBI	SB
1994	45-25	80	23	22	.275	5	0	0	16	0
1995	60-59	224	54	65	.290	15	1	14	70	1
1996	64-61	219	54	65	.297	13	1	12	42	5
Total	**169-145**	**523**	**131**	**152**	**.291**	**33**	**2**	**26**	**128**	**6**

Year	G-GS	W-L	SV	ERA	IP	H	R	ER	BB	SO
1994	24-1	1-1	2	3.32	38	30	18	14	10	44
1995	17-0	0-1	12	3.38	18.2	17	7	7	1	27
1996	7-0	1-1	3	5.79	4.2	4	5	3	3	3
Total	**48-1**	**2-3**	**17**	**3.52**	**61.1**	**51**	**30**	**24**	**14**	**74**

JASON BASIL, C/OF

First Team All-ACC, 2000
Second Team All-ACC, 2001
ACC Tournament MVP, 2000

Year	G-GS	AB	R	H	Avg.	2B	3B	HR	RBI	SB
1998	48-37	134	28	42	.313	11	1	3	27	3
1999	55-54	209	43	73	.349	18	0	8	56	5
2000	66-66	251	59	96	.382	25	2	15	83	8
2001	61-61	234	64	78	.333	12	0	14	64	8
Total	**230-218**	**828**	**194**	**289**	**.349**	**66**	**3**	**40**	**230**	**24**

JERRY BASS, P

All-Metro Conference, 1977
Georgia Tech Hall of Fame, 1983

Year	G-GS	W-L	SV	ERA	IP	H	R	ER	BB	SO
1974	11-7	7-1	0	3.90	55.1	50	34	24	35	42
1975	11-10	3-6	0	3.63	69.1	58	37	28	28	66
1976	14-10	2-4	—	5.48	65.2	79	51	40	29	65
1977	16-14	10-5	—	2.78	119.2	102	53	37	50	121
Total	**52-41**	**22-16**	**0**	**3.75**	**310**	**289**	**175**	**129**	**142**	**294**

CHARLIE BLACKMON, OF/P

Second Team All-ACC, 2008
Second Team Academic All-America, 2008

Year	G-GS	AB	R	H	Avg.	2B	3B	HR	RBI	SB
2008	62-62	250	68	99	.396	12	3	8	45	25
Total	**62-62**	**250**	**68**	**99**	**.396**	**12**	**3**	**8**	**45**	**25**

Year	G-GS	W-L	SV	ERA	IP	H	R	ER	BB	SO
2007	1-0	0-0		018.00	1.0	2	2	2	2	0
2008	1-0	0-0		018.00	1.0	4	4	2	1	1
Total	**2-0**	**0-0**		**018.00**	**2.0**	**6**	**6**	**4**	**3**	**1**

STEVEN BLACKWOOD, OF

First Team All-ACC, 2005
Second Team All-ACC, 2004
Third Team Academic All-America, 2006
Georgia Tech Hall of Fame, 2018

Year	G-GS	AB	R	H	Avg.	2B	3B	HR	RBI	SB
2003	53-27	116	33	41	.353	8	3	5	38	5
2004	65-61	256	71	92	.359	22	0	4	66	7
2005	60-60	241	61	81	.336	13	1	5	65	3
2006	64-62	255	55	69	.271	17	0	7	52	5
Total	**242-210**	**868**	**220**	**283**	**.326**	**60**	**4**	**21**	**221**	**20**

BUD BLEMKER, 1B/P

Second Team All-America, 1957
All-SEC, 1957, 1959
Georgia Tech Hall of Fame, 1970

Year	G-GS	AB	R	H	Avg.	2B	3B	HR	RBI	SB
1957	14	31	2	9	.290	1	1	1	5	0
1958	23	46	7	11	.239	4	0	1	10	0
1959	18	45	10	15	.333	0	2	2	8	0
Total	**55**	**122**	**19**	**35**	**.287**	**5**	**3**	**4**	**23**	**0**

Year	G-GS	W-L	SV	ERA	IP	H	R	ER	BB	SO
1957	13	8-0	-	1.36	72.2	47	13	11	28	72
1958	10	1-6	-	3.41	66.0	50	35	25	31	66
1959	12	9-3	-	1.99	95.0	59	29	21	28	54
Total	**35**	**18-9**	**-**	**2.20**	**233.2**	**156**	**77**	**57**	**87**	**192**

BRANDON BOGGS, OF

First Team All-ACC, 2004

Year	G-GS	AB	R	H	Avg.	2B	3B	HR	RBI	SB
2002	63-54	190	36	58	.305	17	0	0	35	7
2003	55-46	195	37	48	.246	8	2	9	38	11
2004	65-65	255	68	82	.322	14	1	9	58	11
Total	**183-165**	**640**	**141**	**188**	**.294**	**39**	**3**	**18**	**131**	**29**

MATTHEW BOGGS, UTL

Second Team Academic All-America, 2002

Year	G-GS	AB	R	H	Avg.	2B	3B	HR	RBI	SB
1998	51-38	126	34	39	.310	5	1	0	16	8
1999	57-56	206	56	65	.316	5	0	0	16	14
2001	56-56	206	56	71	.345	10	1	0	35	7
2002	63-63	234	52	85	.363	12	2	1	43	12
Total	**227-213**	**772**	**198**	**260**	**.337**	**32**	**4**	**1**	**110**	**41**

FRANK BOLICK, 3B

Freshman All-America, 1986

Year	G-GS	AB	R	H	Avg.	2B	3B	HR	RBI	SB
1986	67-67	238	72	82	.345	8	4	16	62	6
1987	15-15	46	26	17	.370	5	1	4	23	5
Total	**82-82**	**284**	**98**	**99**	**.349**	**13**	**5**	**20**	**85**	**11**

CAM BONIFAY, 3B

Honorable Mention All-America, 1971
Georgia Tech Hall of Fame, 1982

Year	G-GS	AB	R	H	Avg.	2B	3B	HR	RBI	SB
1971	37	136	22	55	.404	7	2	0	35	—
1972	29	108	25	40	.370	7	4	0	18	—
1973	28	86	17	28	.326	5	4	1	19	4
1974	37	132	42	48	.364	11	3	4	36	4
Total	**131**	**462**	**106**	**171**	**.370**	**30**	**13**	**5**	**108**	**8**

JED BRADLEY, P

Second Team All-ACC, 2010, 2011

Year	G-GS	W-L	SV	ERA	IP	H	R	ER	BB	SO
2009	12-8	2-3	0	6.65	44.2	54	36	33	17	49
2010	16-16	9-5	0	4.83	91.1	107	58	49	25	99
2011	16-16	7-3	0	3.49	98.0	89	47	38	31	106
Total	**44-40**	**18-11**	**0**	**4.62**	**234.0**	**250**	**141**	**120**	**73**	**254**

DARREN BRAGG, OF

Third Team All-America, 1990
Georgia Tech Hall of Fame, 2002

Year	G-GS	AB	R	H	Avg.	2B	3B	HR	RBI	SB
1988	43-13	59	11	12	.203	1	0	4	10	3
1989	63-63	213	74	69	.324	13	1	9	42	14
1990	71-70	239	61	95	.397	17	2	10	73	14
1991	65-65	227	86	74	.326	21	2	13	69	20
Total	**242-211**	**738**	**232**	**250**	**.339**	**52**	**5**	**36**	**194**	**51**

KEVIN BROWN, P

First Team All-America, 1986
Second Team All-ACC, 1986
Georgia Tech Hall of Fame, 1991

Year	G-GS	W-L	SV	ERA	IP	H	R	ER	BB	SO
1984	11-10	7-2	0	5.56	56.2	67	41	35	32	32
1985	19-18	10-6	0	3.94	137	146	76	60	45	95
1986	21-20	11-5	0	3.57	136	113	76	54	68	122
Total	**51-48**	**28-13**	**0**	**4.07**	**329.2**	**326**	**193**	**149**	**145**	**249**

ANDY BRUCE, 3B

Third Team All-America, 1990
First Team All-America, 1991
First Team All-ACC, 1989, 1990, 1991
ACC Player of the Year, 1991
Georgia Tech Hall of Fame, 2001

Year	G-GS	AB	R	H	Avg.	2B	3B	HR	RBI	SB
1988	29-11	57	8	9	.158	1	0	2	5	2
1989	64-64	257	60	86	.335	14	1	11	53	2
1990	71-71	267	58	97	.363	20	5	17	78	3
1991	64-64	249	67	86	.345	19	3	22	96	3
Total	**228-210**	**830**	**193**	**278**	**.335**	**54**	**9**	**52**	**232**	**10**

BRIAN BURKS, P

ACC Tournament MVP, 2003

Year	G-GS	W-L	SV	ERA	IP	H	R	ER	BB	SO
2001	26-0	4-1	2	4.08	35.1	42	28	16	14	22
2002	25-14	10-7	3	3.87	102.1	114	57	44	25	81
2003	23-2	5-1	8	3.92	57.1	49	31	25	13	50
2004	19-14	8-6	0	4.67	94.1	105	59	49	23	76
Total	**93-30**	**27-15**	**13**	**4.18**	**289.1**	**310**	**175**	**134**	**75**	**229**

SCOTT BYERS, 1B

Second Team All-ACC, 1996

Year	G-GS	AB	R	H	Avg.	2B	3B	HR	RBI	SB
1993	32-19	69	8	18	.261	8	0	1	11	0
1994	65-58	244	45	80	.328	17	2	8	49	1
1995	56-56	221	57	84	.380	25	0	7	59	2
1996	64-64	262	60	85	.324	20	1	15	62	1
Total	**217-197**	**796**	**170**	**267**	**.335**	**70**	**3**	**31**	**181**	**4**

RANDY CARROLL, 2B

Third Team All-America, 1965
Georgia Tech Hall of Fame, 1976

Year	G-GS	AB	R	H	Avg.	2B	3B	HR	RBI	SB
1965	30	117	24	44	.376	7	8	4	15	4
1966	29	109	21	36	.330	8	2	0	21	0
Total	**59**	**226**	**45**	**80**	**.354**	**15**	**10**	**4**	**36**	**4**

EDDIE CHAMBLESS, P

All-SEC, 1960

Year	G-GS	W-L	SV	ERA	IP	H	R	ER	BB	SO
1958	6	2-3	—	4.55	31.2	33	21	16	23	21
1959	12	5-2	—	3.05	62	59	29	21	28	54
1960	11	5-1	—	2.97	69.2	43	30	23	33	73
Total	**29**	**12-6**	**—**	**3.31**	**163.1**	**135**	**80**	**60**	**84**	**148**

RICHARD CONLIFF, C

All-SEC Eastern Division, 1962

Year	G-GS	AB	R	H	Avg.	2B	3B	HR	RBI	SB
1961	24	93	16	24	.258	2	0	1	10	1
1962	24	91	9	28	.308	2	0	1	15	1
1963	24	98	14	26	.265	3	2	3	16	0
Total	**72**	**282**	**39**	**78**	**.277**	**7**	**2**	**5**	**41**	**2**

CAREER STATS OF TECH'S TOP PLAYERS

DOUG CREEK, P

Georgia Tech Hall of Fame, 2001

Year	G-GS	W-L	SV	ERA	IP	H	R	ER	BB	SO
1988	16-16	9-4	0	4.60	94	87	57	48	63	88
1989	17-16	10-6	0	4.53	115.1	108	76	58	65	116
1990	20-19	11-4	0	3.71	126	116	73	52	52	126
1991	21-19	11-5	0	4.54	136.2	142	84	69	69	128
Total	**74-70**	**41-19**	**0**	**4.33**	**472**	**453**	**290**	**227**	**249**	**458**

BUTCH CROOK, P

Second Team All-America, 1966

Year	G-GS	W-L	SV	ERA	IP	H	R	ER	BB	SO
1966	8	1-6	-	3.46	52.0	27	23	20	48	61
Total	**8**	**1-6**	**-**	**3.46**	**52.0**	**27**	**23**	**20**	**48**	**61**

CHUCK CROWDER, P

First Team All-America, 1998
Third Team All-America, 1999
First Team All-ACC, 1999
Georgia Tech Hall of Fame, 2010

Year	G-GS	W-L	SV	ERA	IP	H	R	ER	BB	SO
1996	22-14	10-5	0	4.30	92	87	51	44	39	98
1997	8-2	1-0	1	2.08	13	14	5	3	10	16
1998	20-19	12-4	0	3.03	124.2	105	56	42	56	133
1999	23-17	10-5	3	3.62	117	106	57	47	58	130
Total	**73-52**	**33-14**	**4**	**3.53**	**346.2**	**312**	**169**	**136**	**163**	**377**

JAKE DAVIES, 1B/P

Honorable Mention, All-America, 2012
Second Team All-Atlantic Region, 2012
Second Team All-ACC, 2011, 2012
ACC Tournament MVP, 2012

Year	G-GS	AB	R	H	Avg.	2B	3B	HR	RBI	SB
2009	11-2	12	2	3	.250	0	0	1	2	0
2010	17-3	25	2	5	.200	1	0	0	3	0
2011	61-56	222	39	77	.347	13	1	5	35	0
2012	63-62	239	43	78	.326	11	0	14	73	0
Total	**152-123**	**498**	**86**	**163**	**.327**	**36**	**2**	**30**	**113**	**0**

Year	G-GS	W-L	SV	ERA	IP	H	R	ER	BB	SO
2009	27-0	3-0	0	3.54	28.0	24	12	11	16	25
2010	17-0	2-0	0	3.52	15.1	15	8	6	6	10
2011	1-0	0-0	0	0.00	0.1	0	0	0	0	0
2012	1-4	14-5	0	6.61	31.1	37	26	23	18	21
Total	**59-5**	**6-4**	**0**	**4.80**	**75.0**	**76**	**46**	**40**	**56**	**14**

CRAIG DAY, P

Georgia Tech Hall of Fame, 1962

Year	G-GS	W-L	SV	ERA	IP	H	R	ER	BB	SO
1903	1	0-1	—	—	—	—	—	—	—	—
1904	8	5-3	—	—	62+	—	—	—	—	67
1905	13	11-2	—	—	113	—	—	—	—	70
1906	11	8-2	—	—	93	—	—	—	—	66
Total	**33**	**24-8**	**—**	**—**	**268+**	**—**	**—**	**—**	**—**	**203**

DEREK DIETRICH, SS

National Freshman of the Year, 2008
Freshman All-America, 2008
Second Team All-ACC, 2008, 2009
ESPN CoSIDA Academic All-America, 2009, 2010
Third Team All-America, 2010
First Team All-ACC, 2010
ACC Scholar-Athlete of the Year, 2010

Year	G-GS	AB	R	H	Avg.	2B	3B	HR	RBI	SB
2008	62-62	238	53	79	.332	16	2	14	66	3
2009	58-58	225	61	70	.311	7	4	10	54	5
2010	62-62	240	68	84	.350	15	3	17	61	8
Total	**182-182**	**703**	**182**	**233**	**.331**	**38**	**9**	**41**	**181**	**16**

JEFF DISTASIO, 1B/P

Second Team All-ACC, 1986
ACC Tournament MVP, 1986

Year	G-GS	AB	R	H	Avg.	2B	3B	HR	RBI	SB
1983	31	69	19	22	.319	5	0	4	21	0
1984	3-3	10	1	3	.300	1	0	0	2	1
1985	49-38	142	33	42	.296	8	1	13	38	1
1986	61-60	243	51	80	.329	14	0	19	82	1
Total	**144-101**	**464**	**104**	**147**	**.317**	**28**	**1**	**36**	**143**	**3**

Year	G-GS	W-L	SV	ERA	IP	H	R	ER	BB	SO
1983	16-13	6-4	1	4.32	77.0	89	55	37	46	47
1984	5-5	4-0	0	4.18	28.0	23	15	13	24	29
1986	6-6	2-1	0	6.85	22.1	26	21	17	21	17
Total	**27-24**	**12-5**	**1**	**4.74**	**127.1**	**138**	**91**	**67**	**91**	**93**

DAVID DUNCAN, P

Second Team All-ACC, 2008

Year	G-GS	W-L	SV	ERA	IP	H	R	ER	BB	SO
2006	19-14	7-2	0	5.50	72.0	88	55	44	25	51
2007	16-16	7-4	0	3.72	104.0	106	48	43	30	86
2008	15-15	7-3	0	4.48	96.1	99	53	48	32	74
Total	**50-45**	**21-9**	**0**	**4.46**	**272.1**	**293**	**156**	**135**	**87**	**211**

DAVID ELDER, P

Honorable Mention All-America, 1996
Second Team All-ACC, 1997

Year	G-GS	W-L	SV	ERA	IP	H	R	ER	BB	SO
1995	23-12	10-5	0	6.98	89	102	73	69	62	64
1996	21-18	9-5	0	5.25	106.1	111	72	62	56	123
1997	22-12	9-4	1	3.44	96.2	96	63	37	42	96
Total	**66-42**	**28-14**	**1**	**5.18**	**292**	**309**	**208**	**168**	**160**	**283**

LARRY ELLIOTT, SS

NCAA All-District, 1971
Georgia Tech Hall of Fame, 1981

Year	G-GS	AB	R	H	Avg.	2B	3B	HR	RBI	SB
1970	24	96	16	26	.271	3	2	0	4	—
1971	37	143	35	59	.413	12	1	0	19	—
1972	31	116	36	42	.362	10	4	0	11	—
Total	**92**	**355**	**87**	**127**	**.358**	**25**	**7**	**0**	**34**	**—**

TRISTIN ENGLISH, 1B/P

Second Team All-America, 2019
Freshman All-America, 2016
All-Regional Team, 2016, 2019
All-Region Team, 2018, 2019
First Team All-ACC, 2016, 2018, 2019
ACC All-Freshman 2016
Two-Way Player of the Year Finalist, 2019
Team Captain, 2019

Year	G-GS	AB	R	H	Avg.	2B	3B	HR	RBI	SB
2016	60-58	222	35	70	.315	21	0	5	44	0
2018	54-54	226	33	63	.279	17	1	6	60	1
2019	57-57	214	58	74	.346	20	2	18	71	0
Total	**171-169**	**662**	**126**	**207**	**.313**	**58**	**3**	**29**	**175**	**1**

Year	G-GS	W-L	SV	ERA	IP	H	R	ER	BB	SO
2018	16-9	2-4	1	4.11	57.0	68	27	26	13	51
2019	15-0	3-0	6	3.70	24.1	19	11	10	7	20
Total	**31-9**	**5-4**	**7**	**3.98**	**81.1**	**87**	**38**	**36**	**20**	**71**

SCOTT ERWIN, P

Third Team All-America, 1988
All-Atlantic Region, 1988
Georgia Tech Hall of Fame, 2000

Year	G-GS	W-L	SV	ERA	IP	H	R	ER	BB	SO
1986	16-5	3-0	0	5.28	46	44	31	27	47	49
1987	10-5	3-1	0	6.21	29	30	20	20	20	30
1988	17-16	13-0	0	2.61	114	84	46	33	55	106
1989	12-11	6-2	0	3.39	61	49	29	23	59	51
Total	**55-37**	**25-3**	**0**	**3.71**	**250**	**207**	**126**	**103**	**181**	**236**

ZANE EVANS, C/P

Second Team All-America, 2013
National Finalist, Johnny Bench Award, 2013
First Team All-ACC, 2013
Freshman All-America, 2011

Year	G-GS	AB	R	H	Avg.	2B	3B	HR	RBI	SB
2011	58-58	226	34	61	.270	14	0	5	45	2
2012	59-59	224	23	66	.295	17	1	4	51	1
2013	64-64	244	47	88	.361	12	1	14	66	0
Total	**181-181**	**694**	**115**	**215**	**.310**	**43**	**2**	**23**	**163**	**3**

Year	G-GS	W-L	SV	ERA	IP	H	R	ER	BB	SO
2012	19-1	0-1	7	3.68	36.2	31	17	15	8	34
2013	14-0	2-2	3	3.38	21.1	20	9	8	14	15
Total	**33-1**	**2-3**	**10**	**3.57**	**58.0**	**51**	**26**	**23**	**22**	**49**

BUCK FARMER, P

First Team All-ACC, 2012, 2013
Second Team All-ACC, 2011
Semifinalist, National Pitcher of the Year, 2013

Year	G-GS	W-L	SV	ERA	IP	H	R	ER	BB	SO
2010	19-3	5-1	0	3.63	52.0	39	25	21	18	44
2011	16-16	11-3	0	2.82	108.1	95	47	34	31	106
2012	16-16	8-4	0	3.54	106.2	100	48	42	38	115
2013	17-17	9-5	0	2.78	113.1	100	42	35	35	122
Total	**68-52**	**33-13**	**0**	**3.12**	**380.1**	**334**	**162**	**132**	**121**	**387**

MARK FISCHER, OF

First Team All-America, 1997
Third Team All-America, 1996
All-Atlantic Region, 1997
First Team All-ACC, 1996
Second Team All-ACC, 1997
Georgia Tech Hall of Fame, 2008

Year	G-GS	AB	R	H	Avg.	2B	3B	HR	RBI	SB
1995	57-57	224	50	76	.339	12	7	4	56	5
1996	63-63	260	60	104	.400	23	5	14	66	8
1997	61-61	257	75	91	.354	10	7	24	98	17
Total	**181-181**	**741**	**185**	**271**	**.366**	**45**	**19**	**42**	**220**	**30**

CARLTON FLEMING, 2B

Second Team All-ACC, 1992
All-Atlantic Region, 1992

Year	G-GS	AB	R	H	Avg.	2B	3B	HR	RBI	SB
1990	65-63	245	67	83	.339	5	0	0	29	18
1991	66-66	268	62	92	.343	7	5	0	43	26
1992	64-64	249	67	89	.357	9	2	3	32	24
Total	**195-193**	**762**	**196**	**264**	**.346**	**21**	**7**	**3**	**104**	**68**

KEITH FLEMING, P

Georgia Tech Hall of Fame, 1991

Year	G-GS	W-L	SV	ERA	IP	H	R	ER	BB	SO
1983	26-1	5-1	3	3.91	50.2	59	33	22	46	50
1984	28-1	2-2	7	4.23	44.2	45	32	21	29	44
1985	21-13	10-4	3	4.67	104	126	60	54	36	81
1986	36-0	5-4	8	2.30	70.1	53	21	18	27	91
Total	**111-15**	**22-11**	**21**	**3.84**	**269.2**	**283**	**146**	**115**	**138**	**266**

MIKE FOWLER, OF/1B

Second Team All-ACC, 1987
ACC All-Tournament, 1987

Year	G-GS	AB	R	H	Avg.	2B	3B	HR	RBI	SB
1986	60-53	215	48	76	.353	18	1	15	61	5
1987	65-65	259	84	99	.382	25	1	18	87	19
Total	**125-118**	**474**	**132**	**175**	**.369**	**43**	**2**	**33**	**148**	**24**

NOMAR GARCIAPARRA, SS

First Team All-America, 1993, 1994
First Team All-ACC, 1993, 1994
GTE Academic All-America, 1993, 1994
Georgia Tech Hall of Fame, 2004

Year	G-GS	AB	R	H	Avg.	2B	3B	HR	RBI	SB
1992	61-60	226	45	82	.363	18	2	3	51	25
1993	49-47	172	39	51	.297	14	1	4	42	8
1994	64-62	274	92	117	.427	26	11	16	73	33
Total	**174-169**	**672**	**176**	**250**	**.372**	**58**	**14**	**23**	**166**	**66**

PETE GEIST, UTL

All-Atlantic Region, 1984
Second Team All-ACC, 1985

Year	G-GS	AB	R	H	Avg.	2B	3B	HR	RBI	SB
1983	51	191	52	67	.351	8	4	7	45	2
1984	55-55	225	68	79	.351	14	4	16	66	6
1985	42-37	152	41	53	.349	19	2	7	35	3
Total	**148-92+**	**568**	**161**	**199**	**.350**	**41**	**10**	**30**	**146**	**11**

JOHN GHER, OF/3B

All-SEC, 1962

Year	G-GS	AB	R	H	Avg.	2B	3B	HR	RBI	SB
1960	25	79	23	18	.228	2	1	1	14	2
1961	24	88	18	21	.239	3	2	1	17	2
1962	24	91	17	29	.319	5	5	1	21	9
Total	**73**	**258**	**58**	**68**	**.264**	**10**	**8**	**3**	**52**	**13**

JIM GIULIANI, OF

All-Metro Conference, 1976

Year	G-GS	AB	R	H	Avg.	2B	3B	HR	RBI	SB
1974	33	128	13	28	.219	7	0	0	14	0
1975	29	105	26	32	.305	9	2	1	26	1
1976	34	123	24	45	.366	22	0	1	30	3
Total	**96**	**356**	**63**	**105**	**.295**	**38**	**2**	**2**	**70**	**4**

AL GOGOLIN, P

Honorable Mention All-America, 1994

Year	G-GS	W-L	SV	ERA	IP	H	R	ER	BB	SO
1992	11-3	3-0	0	2.37	30.1	32	18	8	16	24
1993	16-14	8-1	0	2.75	88.1	69	36	27	31	77
1994	24-20	12-3	0	3.49	139.1	137	69	54	60	124
Total	**51-37**	**23-4**	**0**	**3.10**	**258**	**238**	**123**	**89**	**107**	**225**

CAREER STATS OF TECH'S TOP PLAYERS

BRANDON GOLD, INF/P

ABCA All-Region, 2016
Second Team All-ACC, 2016
Third Team All-ACC, 2015

Year	G-GS	AB	R	H	Avg.	2B	3B	HR	RBI	SB
2014	54-50	183	27	45	.246	12	0	0	16	0
2015	26-23	77	12	21	.273	3	2	1	11	0
2016	32-27	41	12	10	.244	2	0	2	8	0
Total	**112-100**	**301**	**51**	**76**	**.252**	**17**	**2**	**3**	**35**	**0**

Year	G-GS	W-L	SV	ERA	IP	H	R	ER	BB	SO
2015	14-12	7-3	0	3.26	85.2	71	35	31	25	71
2016	16-16	9-3	0	2.48	105.1	109	43	29	31	81
Total	**30-28**	**16-6**	**0**	**2.83**	**191.0**	**180**	**78**	**60**	**56**	**152**

MATT GONZALEZ, 3B/OF

Freshman All-America, 2013
ABCA All-Region, 2016
First Team All-ACC, 2016
Second Team All-ACC, 2014, 2015
ACC All-Championship Team, 2016

Year	G-GS	AB	R	H	Avg.	2B	3B	HR	RBI	SB
2013	61-58	227	37	66	.291	9	2	3	37	10
2014	64-64	255	34	80	.314	21	1	1	37	9
2015	55-55	221	29	63	.285	13	0	5	42	10
2016	59-59	246	52	93	.378	16	0	11	54	10
Total	**239-236**	**949**	**152**	**302**	**.318**	**59**	**3**	**20**	**170**	**39**

MATTHEW GORST, P

Second Team All-American, 2016
ABCA All-Region, 2016
Second Team All-ACC, 2016

Year	G-GS	W-L	SV	ERA	IP	H	R	ER	BB	SO
2014	15-0	1-0	0	7.59	21.1	20	18	18	22	16
2015	26-0	3-2	1	4.81	33.2	30	20	18	26	32
2016	28-0	2-1	12	0.55	49.0	30	5	3	13	55
Total	**69-0**	**6-3**	**13**	**3.38**	**104.0**	**80**	**43**	**39**	**61**	**103**

TYLER GREENE, SS

First Team All-America, 2005
Freshman All-America, 2003
First Team All-ACC, 2005
ACC Tournament MVP, 2005
Georgia Tech Hall of Fame, 2015

Year	G-GS	AB	R	H	Avg.	2B	3B	HR	RBI	SB
2003	61-61	228	48	72	.316	8	2	8	43	19
2004	64-64	256	55	70	.273	18	1	7	52	16
2005	61-61	269	76	100	.372	15	3	12	72	31
Total	**186-186**	**753**	**179**	**242**	**.321**	**41**	**6**	**27**	**167**	**66**

TY GRIFFIN, 2B

First Team All-America, 1988
First Team All-ACC, 1987, 1988
ACC Tournament MVP, 1988
Golden Spikes Award Finalist, 1988
Georgia Tech Hall of Fame, 1994

Year	G-GS	AB	R	H	Avg.	2B	3B	HR	RBI	SB
1986	64-61	248	69	74	.298	9	1	1	23	50
1987	62-62	258	70	91	.353	19	0	7	40	39
1988	68-68	261	81	90	.345	16	8	14	68	38
Total	**194-191**	**767**	**220**	**255**	**.332**	**44**	**9**	**22**	**131**	**127**

WELDON HENLEY, P

Year	G-GS	W-L	SV	ERA	IP	H	R	ER	BB	SO
1900	4-3	2-1	—	0.00	30	9	—	0	—	43
1901	8-8	6-2	—	—	63	—	—	—	—	68+
Total	**12-11**	**8-3**	**—**	**—**	**93**	**9+**	**—**	**—**		**111+**

BRANDON HENSLEY, 3B

First Team All-ACC, 1995

Year	G-GS	AB	R	H	Avg.	2B	3B	HR	RBI	SB
1992	56-51	182	25	53	.291	12	4	2	34	0
1993	61-60	221	35	67	.303	11	1	4	37	2
1994	67-67	270	59	94	.348	18	3	10	65	1
1995	58-57	208	56	67	.322	13	1	7	48	1
Total	**242-235**	**881**	**175**	**281**	**.319**	**54**	**9**	**23**	**184**	**4**

WES HODGES, 3B

First Team All-ACC, 2005
Second Team All-ACC, 2006

Year	G-GS	AB	R	H	Avg.	2B	3B	HR	RBI	SB
2004	46-45	184	41	56	.304	16	1	4	31	7
2005	63-63	267	67	106	.397	18	0	9	51	3
2006	58-57	219	49	72	.329	20	0	11	68	0
Total	**167-165**	**670**	**157**	**234**	**.349**	**54**	**1**	**24**	**150**	**10**

HEATH HONEYCUTT, 3B

Third Team All-America, 1998
Second Team All-ACC, 1998

Year	G-GS	AB	R	H	Avg.	2B	3B	HR	RBI	SB
1996	28-8	42	7	14	.333	2	0	0	7	9
1997	61-61	249	52	86	.345	13	5	2	50	17
1998	63-63	258	70	95	.368	18	2	14	71	13
Total	**152-132**	**549**	**129**	**195**	**.355**	**33**	**7**	**16**	**128**	**39**

JAY HOOD, SS

Second Team All-ACC, 1998

Year	G-GS	AB	R	H	Avg.	2B	3B	HR	RBI	SB
1996	64-64	268	43	74	.276	11	1	8	46	2
1997	34-34	141	39	48	.340	8	2	4	31	2
1998	49-49	203	44	65	.320	21	1	10	43	1
Total	**147-147**	**612**	**126**	**187**	**.306**	**40**	**4**	**22**	**120**	**5**

MIKE HOSTETLER, P

Third Team All-America, 1990
Second Team All-ACC, 1989
First Team All-ACC, 1990
Georgia Tech Hall of Fame, 2001

Year	G-GS	W-L	SV	ERA	IP	H	R	ER	BB	SO
1989	33-0	3-5	11	4.93	49.1	44	35	27	21	52
1990	18-18	12-4	0	2.76	130.1	111	61	40	37	97
1991	21-12	7-8	1	3.93	103.0	111	60	45	38	93
Total	**72-30**	**22-17**	**12**	**3.57**	**282.2**	**266**	**156**	**112**	**96**	**242**

RICCARDO INGRAM, OF/1B

First Team All-America, 1987
ACC Player of the Year, 1987
ACC Athlete of the Year, 1987
Georgia Tech Hall of Fame, 1995

Year	G-GS	AB	R	H	Avg.	2B	3B	HR	RBI	SB
1986	66-60	234	41	72	.308	9	3	10	48	7
1987	65-64	237	93	101	.426	21	3	17	99	17
Total	**131-124**	**471**	**134**	**173**	**.367**	**30**	**6**	**27**	**147**	**24**

GEORGE INMAN, C

All-SEC, 1959, 1960
Georgia Tech Hall of Fame, 1979

Year	G-GS	AB	R	H	Avg.	2B	3B	HR	RBI	SB
1959	26	94	22	26	.277	4	3	4	24	1
1960	24	86	29	31	.360	2	2	7	24	1
Total	**50**	**180**	**51**	**57**	**.317**	**6**	**5**	**11**	**48**	**2**

SCOTT JORDAN, OF

Third Team All-America, 1985
First Team All-ACC, 1984, 1985
ACC Tournament MVP, 1985
Georgia Tech Hall of Fame, 1990

Year	G-GS	AB	R	H	Avg.	2B	3B	HR	RBI	SB
1982	37	129	33	42	.326	7	1	5	32	7
1983	52	201	68	74	.368	9	5	5	38	36
1984	52-52	206	75	84	.408	17	2	14	57	31
1985	61-60	226	77	94	.416	13	2	12	49	40
Total	**202-112+**	**762**	**253**	**294**	**.386**	**46**	**10**	**36**	**176**	**114**

ROGER KAISER, OF

All-SEC, 1959
Georgia Tech Hall of Fame, 1966

Year	G-GS	AB	R	H	Avg.	2B	3B	HR	RBI	SB
1959	28	110	23	41	.373	6	4	4	32	2
1960	16	66	16	21	.318	0	1	3	17	3
1961	23	95	12	29	.305	5	2	1	12	4
Total	**67**	**271**	**51**	**91**	**.336**	**11**	**7**	**8**	**61**	**9**

ROGER KINARD, P

Second Team All-ACC, 1987

Year	G-GS	W-L	SV	ERA	IP	H	R	ER	BB	SO
1984	9-0	1-1	1	6.19	16	19	17	11	16	22
1985	13-12	5-2	0	4.84	70.2	62	47	38	47	68
1986	18-18	8-4	0	4.06	106.1	86	57	48	71	71
1987	20-20	12-3	0	3.81	130	119	62	55	66	111
Total	**60-50**	**26-10**	**1**	**4.24**	**323**	**286**	**183**	**152**	**200**	**272**

JEFF KINDEL, OF/P

Second Team All-ACC, 2005, 2006

Year	G-GS	AB	R	H	Avg.	2B	3B	HR	RBI	SB
2002	1-0	1	0	1	1.000	0	0	0	0	0
2004	5-0	5	0	2	.400	0	0	0	1	0
2005	62-58	220	50	79	.359	23	1	6	65	2
2006	68-68	273	77	92	.337	18	1	14	55	0
Total	**136-126**	**499**	**127**	**174**	**.349**	**41**	**2**	**20**	**121**	**2**

Year	G-GS	W-L	SV	ERA	IP	H	R	ER	BB	SO
2002	15-0	1-0	0	3.52	15.1	13	7	6	10	33
Total	**15-0**	**1-0**	**0**	**3.52**	**15.1**	**13**	**7**	**6**	**10**	**33**

RICHARD LEWIS, 2B/SS

Second Team All-America, 2000
First Team All-ACC, 2000
Second Team All-ACC, 2001
Georgia Tech Hall of Fame, 2013

Year	G-GS	AB	R	H	Avg.	2B	3B	HR	RBI	SB
1999	47-39	148	26	50	.338	3	0	1	14	7
2000	65-65	274	79	109	.398	17	3	4	52	10
2001	61-61	266	77	100	.376	13	6	11	64	11
Total	**173-165**	**688**	**182**	**259**	**.376**	**33**	**9**	**16**	**130**	**28**

RICK LOCKWOOD, 3B/SS

First Team All-ACC, 1982-83
Georgia Tech Hall of Fame, 1989

Year	G-GS	AB	R	H	Avg.	2B	3B	HR	RBI	SB
1980	23	79	14	24	.304	2	1	4	17	1
1981	36	141	31	51	.362	6	3	7	24	3
1982	49	180	42	66	.367	13	0	10	55	14
1983	53	201	62	70	.348	19	0	12	67	16
Total	**161**	**601**	**149**	**211**	**.351**	**40**	**4**	**33**	**163**	**34**

ANTHONY MAISANO, 1B

Third Team All-America, 1990
First Team All-ACC, 1989, 1990

Year	G-GS	AB	R	H	Avg.	2B	3B	HR	RBI	SB
1989	63-63	218	45	72	.330	14	0	12	59	0
1990	64-59	214	47	69	.322	10	0	25	62	0
Total	**127-122**	**432**	**92**	**141**	**.326**	**24**	**0**	**37**	**121**	**0**

KYLE McCANN, C/1B

Second Team All-ACC, 2018
First Team All-ACC, 2019
Second Team All-America, 2019
ABCA/Rawlings All-Region, 2019
Buster Poser Cat

Year	G-GS	AB	R	H	Avg.	2B	3B	HR	RBI	SB
2017	48-38	121	29	24	.198	1	0	9	21	0
2018	54-49	190	48	57	.300	10	1	15	45	1
2019	62-62	221	58	66	.299	12	1	23	70	0
Total	**164-149**	**532**	**135**	**147**	**.276**	**23**	**2**	**47**	**136**	**1**

BOBBY McCAULEY, UTL

All-SEC, 1955
Georgia Tech Hall of Fame, 1975

Year	G-GS	AB	R	H	Avg.	2B	3B	HR	RBI	SB
1952	—	31	3	5	.161	2	0	0	0	—
1953	13	54	7	11	.204	1	0	2	7	2
1954	23	84	26	35	.417	4	1	2	16	8
1955	24	95	23	33	.347	3	1	11	33	1
Total	**60**	**264**	**59**	**84**	**.318**	**10**	**2**	**15**	**56**	**11**

WALT McCONNELL, UTL

First Team All-ACC, 1985
Georgia Tech Hall of Fame, 1993

Year	G-GS	AB	R	H	Avg.	2B	3B	HR	RBI	SB
1983	46	161	47	53	.329	8	2	9	51	5
1984	52-50	189	43	55	.291	12	2	6	49	4
1985	60-60	224	56	80	.357	12	0	10	72	6
Total	**158-110+**	**574**	**146**	**188**	**.328**	**32**	**4**	**25**	**172**	**15**

CAREER STATS OF TECH'S TOP PLAYERS

DECK McGUIRE, P

First Team Freshman All-America, 2008
ACC Pitcher of the Year, 2009
First Team All-ACC, 2009, 2010
First Team All-America, 2009
Third Team All-America, 2010

Year	G-GS	W-L	SV	ERA	IP	H	R	ER	BB	SO
2008	17-13	8-1	0	3.46	78.0	70	35	30	32	70
2009	16-16	11-2	0	3.50	100.1	85	51	39	41	118
2010	16-16	9-4	0	2.95	112.2	94	44	37	33	118
Total	**49-45**	**28-7**	**0**	**3.28**	**291.0**	**250**	**130**	**106**	**106**	**306**

ERIC McQUEEN, C

Second Team All-ACC, 1999

Year	G-GS	AB	R	H	Avg.	2B	3B	HR	RBI	SB
1996	23-12	47	7	12	.255	2	0	1	7	1
1997	55-55	206	47	65	.316	7	3	8	46	11
1998	53-52	198	48	59	.298	16	1	15	57	10
1999	56-56	216	44	68	.315	10	1	11	37	11
Total	**187-175**	**667**	**146**	**204**	**.306**	**35**	**5**	**35**	**147**	**33**

JOHNNY MENGER, 3B

All-SEC, 1957
Georgia Tech Hall of Fame, 1970

Year	G-GS	AB	R	H	Avg.	2B	3B	HR	RBI	SB
1954	17	61	14	16	.262	0	1	1	12	3
1955	22	90	23	23	.256	7	2	2	18	5
1956	23	98	25	26	.265	2	0	11	7	4
1957	25	93	29	37	.398	4	2	2	14	8
Total	**87**	**342**	**91**	**102**	**.298**	**13**	**5**	**16**	**51**	**20**

VICTOR MENOCAL, SS/P

First Team All-Atlantic Region, 2001
Atlanta Regional MVP, 2002

Year	G-GS	AB	R	H	Avg.	2B	3B	HR	RBI	SB
1999	50-48	149	20	29	.195	3	0	1	19	2
2000	66-66	280	66	92	.329	13	1	3	39	9
2001	60-60	268	71	102	.381	18	1	4	51	7
2002	67-67	282	63	104	.369	20	2	2	49	8
Total	**243-241**	**979**	**220**	**327**	**.334**	**54**	**4**	**10**	**158**	**26**

Year	G-GS	W-L	SV	ERA	IP	H	R	ER	BB	SO
2002	10-0	0-0	2	1.93	9.1	7	4	2	3	5
Total	**10-0**	**0-0**	**2**	**1.93**	**9.1**	**7**	**4**	**2**	**3**	**5**

JEFF MONS, C

Freshman All-America, 1984

Year	G-GS	AB	R	H	Avg.	2B	3B	HR	RBI	SB
1984	52-50	184	38	52	.283	7	1	5	35	0
1985	55-51	166	38	42	.253	5	1	7	26	0
1986	45-44	146	16	29	.199	7	0	3	17	0
Total	**152-145**	**496**	**92**	**123**	**.248**	**19**	**2**	**15**	**78**	**0**

LARRY MORRIS, C/OF

All-SEC, 1954
Georgia Tech Hall of Fame, 1959 (Football)

Year	G-GS	AB	R	H	Avg.	2B	3B	HR	RBI	SB
1953	11	40	4	10	.250	0	0	1	5	2
1954	21	70	18	26	.371	6	0	5	25	3
1955	24	97	27	29	.299	2	1	5	25	9
Total	**56**	**207**	**49**	**65**	**.314**	**8**	**1**	**11**	**55**	**14**

A.J. MURRAY, C/1B

ABCA All-Region, 2015
Third Team All-ACC, 2015

Year	G-GS	AB	R	H	Avg.	2B	3B	HR	RBI	SB
2012	12-2	12	1	1	.083	0	0	0	1	0
2013	64-64	236	41	64	.271	10	2	5	35	4
2014	62-60	223	29	63	.283	16	2	4	33	7
2015	55-55	208	49	58	.279	16	1	15	51	1
Total	**193-181**	**679**	**120**	**186**	**.274**	**42**	**5**	**24**	**120**	**12**

LUKE MURTON, OF

Third Team All-America, 2009
First Team All-ACC, 2009
First Team All-Atlantic Region, 2009

Year	G-GS	AB	R	H	Avg.	2B	3B	HR	RBI	SB
2006	55-42	171	42	58	.339	10	0	6	44	6
2007	56-55	226	32	54	.239	14	3	9	43	3
2008	56-52	211	41	70	.332	25	0	12	51	3
2009	58-58	206	64	73	.354	12	1	20	63	4
Total	**225-207**	**814**	**179**	**212**	**.338**	**61**	**4**	**47**	**201**	**16**

MATT MURTON, OF

Second Team All-ACC, 2002, 2003

Year	G-GS	AB	R	H	Avg.	2B	3B	HR	RBI	SB
2001	47-38	161	43	62	.385	14	1	7	35	3
2002	64-63	250	62	86	.344	16	1	10	58	20
2003	62-62	246	64	74	.301	10	3	13	56	19
Total	**173-163**	**657**	**169**	**222**	**.338**	**40**	**5**	**30**	**149**	**42**

STEVE NEWBERN, OF

Second Team All-ACC, 1985

Year	G-GS	AB	R	H	Avg.	2B	3B	HR	RBI	SB
1982	49	185	49	60	.324	7	4	11	42	16
1983	50	183	59	63	.344	11	0	2	20	26
1984	55-55	208	68	69	.332	14	2	7	37	30
1985	59-59	239	74	92	.385	16	9	8	46	15
Total	**213-114**	**815**	**250**	**284**	**.348**	**48**	**15**	**28**	**145**	**87**

GARY NEWSOM, 2B

First Team All-ACC, 1982
Second Team All-ACC, 1980, 1981
Georgia Tech Hall of Fame, 1992

Year	G-GS	AB	R	H	Avg.	2B	3B	HR	RBI	SB
1980	26	103	19	31	.301	2	0	8	22	5
1981	38	140	29	38	.271	5	0	4	25	11
1982	49	185	49	60	.324	7	4	11	42	16
Total	**113**	**428**	**97**	**129**	**.301**	**14**	**4**	**23**	**89**	**32**

DANIEL PALKA, OF/P

First Team All-America, 2013
First Team All-ACC, 2013
Second Team All-ACC, 2012

Year	G-GS	AB	R	H	Avg.	2B	3B	HR	RBI	SB
2011	63-60	232	41	69	.297	18	3	12	52	3
2012	64-64	238	44	72	.303	19	2	12	47	6
2013	62-62	237	55	81	.342	13	3	17	66	6
Total	**189-186**	**707**	**140**	**222**	**.314**	**50**	**8**	**41**	**165**	**15**

Year	G-GS	W-L	SV	ERA	IP	H	R	ER	BB	SO
2012	5-0	0-0	0	0.00	4.1	0	1	0	3	6
2013	8-0	2-1	0	0.69	13.0	6	1	1	3	11
Total	**13-0**	**2-1**	**0**	**0.52**	**17.1**	**6**	**2**	**1**	**6**	**17**

BILLY PARHAM, 1B

Second Team All-ACC, 1987

Year	G-GS	AB	R	H	Avg.	2B	3B	HR	RBI	SB
1986	44-21	97	20	32	.330	4	0	4	22	0
1987	63-61	230	61	75	.326	18	0	18	69	3
1988	68-68	264	62	88	.333	14	0	20	73	8
Total	**175-150**	**591**	**143**	**195**	**.330**	**36**	**0**	**42**	**164**	**11**

TYLER PARKER, C

Second Team All-ACC, 2002

Year	G-GS	AB	R	H	Avg.	2B	3B	HR	RBI	SB
2000	53-47	185	32	44	.238	8	0	11	41	5
2001	16-12	52	13	17	.327	5	0	1	16	3
2002	65-64	258	57	80	.310	19	4	11	59	13
Total	**134-123**	**495**	**102**	**141**	**.285**	**32**	**4**	**23**	**116**	**21**

ERIC PATTERSON, 2B

First Team All-ACC, 2002, 2003, 2004
Third Team All-America, 2002
Georgia Tech Hall of Fame, 2016

Year	G-GS	AB	R	H	Avg.	2B	3B	HR	RBI	SB
2002	67-65	260	73	90	.346	14	3	3	40	41
2003	59-59	248	56	68	.274	11	4	2	35	35
2004	65-64	264	76	86	.326	11	5	9	49	48
Total	**191-188**	**772**	**205**	**244**	**.316**	**36**	**12**	**14**	**124**	**124**

DANNY PAYNE, OF

Third Team All-America, 2007
First Team All-ACC, 2006, 2007

Year	G-GS	AB	R	H	Avg.	2B	3B	HR	RBI	SB
2005	64-64	261	77	74	.284	11	2	3	40	24
2006	43-43	180	56	64	.356	14	1	11	44	20
2007	56-56	219	68	81	.370	20	3	4	36	20
Total	**163-163**	**660**	**201**	**219**	**.332**	**45**	**6**	**18**	**120**	**64**

JAY PAYTON, OF

Consensus First Team All-America, 1994
First Team All-Atlantic Coast Conference, 1994
Second Team All-Atlantic Coast Conference, 1993
Georgia Tech Hall of Fame, 2005

Year	G-GS	AB	R	H	Avg.	2B	3B	HR	RBI	SB
1992	62-60	248	46	75	.302	12	6	2	27	12
1993	61-61	240	61	83	.346	12	12	14	64	23
1994	67-67	297	78	129	.434	27	4	20	102	8
Total	**190-188**	**785**	**185**	**287**	**.366**	**51**	**22**	**36**	**193**	**43**

JIM POOLE, P

First Team All-ACC, 1987, 1988
Georgia Tech Hall of Fame, 1997

Year	G-GS	W-L	SV	ERA	IP	H	R	ER	BB	SO
1985	6-0	0-0	0	6.43	7	8	5	5	6	9
1986	31-1	2-0	3	4.62	39	36	24	20	22	51
1987	38-0	4-1	10	3.42	71	53	29	27	32	90
1988	45-0	4-4	9	2.03	71	62	33	16	40	113
Total	**120-1**	**10-5**	**22**	**3.26**	**188**	**159**	**91**	**68**	**100**	**263**

MARK POPE, P

First Team All-ACC, 2011
Second Team All-America, 2011

Year	G-GS	W-L	SV	ERA	IP	H	R	ER	BB	SO
2009	25-0	5-1	8	6.00	27.0	32	21	18	16	27
2010	13-11	8-1	1	3.78	78.2	90	37	33	13	73
2011	16-16	11-4	0	1.74	113.2	91	28	22	24	88
Total	**54-27**	**24-6**	**9**	**3.00**	**219.1**	**213**	**86**	**73**	**53**	**188**

TONY PLAGMAN, 1B

Third Team All-America, 2010
First Team All-ACC, 2010
Second Team All-ACC, 2009

Year	G-GS	AB	R	H	Avg.	2B	3B	HR	RBI	SB
2007	53-45	154	32	42	.273	11	0	2	23	3
2008	62-58	219	51	67	.306	11	1	16	45	3
2009	58-58	246	59	87	.354	18	2	16	73	4
2010	62-62	239	66	86	.360	16	2	21	78	8
Total	**253-223**	**858**	**107**	**282**	**.329**	**56**	**5**	**55**	**219**	**18**

SCOTT PRATHER, P/OF

Third Team All-America, 1998
Second Team All-ACC, 1998

Year	G-GS	W-L	SV	ERA	IP	H	R	ER	BB	SO
1996	21-4	5-2	1	5.89	44.1	52	33	29	27	56
1997	19-5	3-1	0	8.26	40.1	50	39	37	26	43
1998	16-11	3-4	1	6.03	77.2	87	56	52	45	98
Total	**56-20**	**11-7**	**2**	**6.54**	**162.1**	**189**	**128**	**118**	**98**	**197**

Year	G-GS	AB	R	H	Avg.	2B	3B	HR	RBI	SB
1997	58-56	204	56	68	.333	13	0	9	62	4
1998	56-53	203	51	66	.325	21	0	12	43	1
Total	**114-109**	**407**	**107**	**134**	**.329**	**34**	**0**	**21**	**105**	**5**

BRYAN PRINCE, C

First Team All-ACC, 2000, 2001
Georgia Tech Hall of Fame, 2014

Year	G-GS	AB	R	H	Avg.	2B	3B	HR	RBI	SB
1998	49-44	172	41	58	.337	11	0	5	38	3
1999	38-32	122	26	38	.311	5	0	5	38	1
2000	64-64	256	59	99	.387	21	0	8	77	1
2001	59-58	238	54	83	.349	16	0	6	63	1
Total	**210-198**	**788**	**180**	**278**	**.353**	**53**	**0**	**24**	**216**	**6**

H.F. REAGIN, OF

Georgia Tech Hall of Fame, 1983

Year	G-GS	AB	R	H	Avg.	2B	3B	HR	RBI	SB
1971	32	99	11	11	.111	1	0	2	7	—
1972	20	54	5	9	.167	2	0	1	5	—
1973	28	88	8	22	.250	6	1	3	15	3
1974	36	132	22	40	.303	6	1	3	40	1
Total	**116**	**373**	**46**	**82**	**.220**	**15**	**2**	**9**	**67**	**4**

BOBBY REEVES, SS

Georgia Tech Hall of Fame, 1985

Year	G-GS	AB	R	H	Avg.	2B	3B	HR	RBI	SB
1924	22	84	—	24	.286	2	1	4	—	—
1925	14	57	—	18	.316	3	3	1	—	—
1926	26	109	—	44	.404	7	8	10	—	—
Total	**62**	**250**	**—**	**86**	**.344**	**12**	**12**	**15**	**—**	**—**

CAREER STATS OF TECH'S TOP PLAYERS

CLIFTON REMOLE, 1B/OF

Second Team All-ACC, 2004

Year	G-GS	AB	R	H	Avg.	2B	3B	HR	RBI	SB
2002	53-40	152	25	43	.283	3	0	4	34	2
2003	57-56	220	47	71	.323	14	0	4	42	1
2004	65-63	259	47	89	.344	15	2	4	56	5
Total	**175-159**	**631**	**119**	**203**	**.322**	**32**	**2**	**12**	**132**	**8**

CHAPPELL RHINO, UTL

All-SEC, 1951, 1953
Georgia Tech Hall of Fame, 1974

Year	G-GS	AB	R	H	Avg.	2B	3B	HR	RBI	SB
1951	—No Stats Available—									
1952	—	75	12	14	.187	1	3	0	16	—
1953	**21**	**86**	**13**	**20**	**.233**	**3**	**2**	**0**	**9**	**0**

Year	G-GS	W-L	SV	ERA	IP	H	R	ER	BB	SO
1951	—No Stats Available—									
1952	6	3-2	—	—	43.2	—	—	—	—	—
1953	**8**	**5-1**	**—**	**—**	**46.2**	**41**	**27**	**—**	**14**	**29**

BRAD RIGBY, P

First Team All-America, 1994
Second Team All-America, 1993
First Team All-ACC, 1993
Georgia Tech Hall of Fame, 2006

Year	G-GS	W-L	SV	ERA	IP	H	R	ER	BB	SO
1992	17-17	8-3	0	2.94	98	83	50	32	46	81
1993	17-17	13-1	0	2.46	98.2	57	33	27	56	132
1994	24-21	14-4	0	3.46	143	104	62	55	74	184
Total	**58-55**	**35-8**	**0**	**3.02**	**339.2**	**244**	**145**	**114**	**176**	**397**

RYAN RITTER, 2B/OF

Second Team All-America, 1995
First Team All-ACC, 1995

Year	G-GS	AB	R	H	Avg.	2B	3B	HR	RBI	SB
1993	55-51	200	41	66	.330	8	4	6	37	5
1994	53-45	178	46	53	.298	8	3	8	32	9
1995	59-59	256	76	98	.383	12	4	20	69	6
Total	**167-155**	**634**	**163**	**217**	**.342**	**28**	**11**	**34**	**138**	**20**

RICHARD ROBBINS, OF

All-Metro Conference, 1977

Year	G-GS	AB	R	H	Avg.	2B	3B	HR	RBI	SB
1977	29	93	16	23	.247	5	1	2	18	3
1978	29	112	17	31	.277	3	2	5	27	4
1979	27	100	24	27	.270	6	3	2	17	2
1980	20	73	11	17	.233	2	1	1	6	1
Total	**105**	**378**	**68**	**98**	**.259**	**16**	**7**	**10**	**68**	**10**

MATT SAIER, OF/P

First Team All-ACC, 1995

Year	G-GS	AB	R	H	Avg.	2B	3B	HR	RBI	SB
1994	48-27	107	28	20	.187	3	0	2	16	2
1995	53-25	92	25	35	.380	7	0	5	16	3
Total	**101-52**	**199**	**53**	**55**	**.276**	**10**	**0**	**7**	**32**	**5**

Year	G-GS	W-L	SV	ERA	IP	H	R	ER	BB	SO
1994	4-1	1-1	0	7.59	10.2	15	9	9	6	9
1995	25-4	7-1	2	5.18	81.2	86	54	47	40	76
Total	**29-5**	**8-2**	**2**	**5.46**	**92.1**	**101**	**63**	**56**	**46**	**85**

MIKE SCHISLER, P

Georgia Tech Hall of Fame, 1980

Year	G-GS	W-L	SV	ERA	IP	H	R	ER	BB	SO
1970	9-2	2-0	—	1.72	36.2	28	8	7	10	42
1971	12-9	8-0	—	2.53	67.2	56	22	19	29	65
1972	10-7	3-3	—	2.41	56	51	25	15	18	40
1973	11-10	9-0	—	1.36	86.1	80	24	13	19	69
Total	**42-28**	**22-3**	**—**	**1.97**	**246.2**	**215**	**79**	**54**	**76**	**216**

TODD SHIVER, P

ACC Tournament MVP, 1987
Georgia Tech Hall of Fame, 1999

Year	G-GS	W-L	SV	ERA	IP	H	R	ER	BB	SO
1984	20-4	4-0	0	5.13	52.2	54	39	30	45	43
1985	13-0	1-0	0	7.36	18.1	16	19	15	21	16
1986	16-16	8-5	0	4.94	102	109	70	56	84	68
1987	16-16	10-3	0	3.99	103.2	101	58	46	49	82
Total	**65-36**	**23-8**	**0**	**4.78**	**276.2**	**280**	**186**	**147**	**199**	**209**

JAMIE SIMS, SS/OF

Second Team All-ACC, 1985

Year	G-GS	AB	R	H	Avg.	2B	3B	HR	RBI	SB
1982	27	114	18	31	.272	6	1	3	19	5
1983	45	162	37	59	.364	17	1	10	46	8
1984	49-48	198	47	74	.374	10	1	12	50	15
1985	51-50	196	45	59	.301	13	0	9	49	13
Total	**172-98+**	**670**	**147**	**223**	**.333**	**46**	**3**	**34**	**164**	**41**

CARL SITLER, UTL

Year	G-GS	AB	R	H	Avg.	2B	3B	HR	RBI	SB
1984	36-21	91	27	33	.363	7	4	3	21	0
1985	61-58	240	43	73	.304	14	2	4	44	3
1986	44-35	138	31	35	.254	8	1	6	28	3
1987	61-48	192	43	64	.333	10	3	6	44	9
Total	**202-162**	**661**	**144**	**205**	**.310**	**39**	**10**	**19**	**137**	**15**

MATT SKOLE, 3B

First Team All-ACC, 2010
Second Team All-ACC, 2011

Year	G-GS	AB	R	H	Avg.	2B	3B	HR	RBI	SB
2009	58-58	215	41	65	.302	13	0	17	58	2
2010	62-62	233	62	78	.335	15	3	20	63	1
2011	61-61	233	56	81	.348	16	0	10	58	1
Total	**181-181**	**681**	**159**	**224**	**.329**	**44**	**3**	**47**	**179**	**4**

JEREMY SLAYDEN, OF

Second Team All-ACC, 2005
Freshman All-America, 2002

Year	G-GS	AB	R	H	Avg.	2B	3B	HR	RBI	SB
2002	68-65	256	74	89	.348	15	1	18	66	4
2003	62-59	218	44	64	.294	18	4	8	40	2
2004	9-9	35	7	10	.286	1	0	1	8	0
2005	52-49	199	51	70	.352	9	0	13	57	1
Total	**191-182**	**708**	**176**	**233**	**.329**	**43**	**5**	**40**	**171**	**7**

MICHAEL SORROW, 3B/SS

Second Team All-America, 1996
First Team All-ACC, 1996
Second Team All-ACC, 1995
Georgia Tech Hall of Fame, 2016

Year	G-GS	AB	R	H	Avg.	2B	3B	HR	RBI	SB
1993	41-33	120	21	31	.258	7	1	3	22	3
1994	54-35	133	31	33	.248	9	2	1	19	0
1995	60-60	236	63	82	.347	13	5	4	41	4
1996	64-64	249	66	92	.369	18	2	11	47	3
Total	**219-192**	**738**	**181**	**238**	**.322**	**47**	**10**	**19**	**129**	**10**

MIKE SORROW, P

NCAA All-District, 1971
Georgia Tech Hall of Fame, 1979

Year	G-GS	W-L	SV	ERA	IP	H	R	ER	BB	SO
1969	10-6	4-2	—	1.83	59	44	17	12	19	55
1970	5-5	1-2	—	4.56	25.2	17	14	13	18	26
1971	12-10	7-3	—	1.07	84	57	25	10	33	93
1972	12-10	6-3	—	3.55	78.2	71	36	31	22	74
Total	**39-31**	**18-10**	**—**	**2.40**	**247.1**	**189**	**92**	**66**	**92**	**248**

MARK TEIXEIRA, 3B

Dick Howser Trophy, 2000
Consensus First Team All-America, 2000
Second Team All-America, 1999
ACC Player of the Year, 2000
First Team All-ACC, 1999, 2000
National Rookie of the Year, 1999
ACC Rookie of the Year, 1999
First Team Academic All-America, 2000
Georgia Tech Hall of Fame, 2011

Year	G-GS	AB	R	H	Avg.	2B	3B	HR	RBI	SB
1999	58-58	225	61	87	.387	18	0	13	65	11
2000	66-66	241	104	103	.427	21	4	18	80	13
2001	16-16	62	13	26	.419	5	0	5	20	3
Total	**140-140**	**528**	**178**	**216**	**.409**	**44**	**4**	**36**	**165**	**27**

BRANDON THOMAS, OF

First Team All-ACC, 2012
Second Team Academic All-America, 2012
Third Team Academic All-America, 2013
National Finalist, Senior Class Award, 2013

Year	G-GS	AB	R	H	Avg.	2B	3B	HR	RBI	SB
2010	32-24	84	18	22	.262	4	3	0	13	5
2011	63-60	205	29	63	.307	12	2	3	29	19
2012	56-56	211	57	76	.360	15	5	5	44	12
2013	53-53	209	49	67	.321	15	4	1	30	9
Total	**204-193**	**709**	**153**	**228**	**.322**	**46**	**14**	**9**	**116**	**45**

MIKE THOMAS, 2B

All-SEC, 1959

Year	G-GS	AB	R	H	Avg.	2B	3B	HR	RBI	SB
1959	28	103	21	36	.350	2	4	3	27	5
1960	23	70	14	16	.229	1	2	0	10	0
Total	**51**	**173**	**35**	**52**	**.301**	**3**	**6**	**3**	**37**	**5**

J.J THOMAS, 1B/OF

Honorable Mention All-America, 1996
First Team All-ACC, 1997
Second Team All-ACC, 1995, 1996
Georgia Tech Hall of Fame, 2009

Year	G-GS	AB	R	H	Avg.	2B	3B	HR	RBI	SB
1995	57-52	210	57	73	.348	18	0	13	46	3
1996	63-62	228	67	77	.338	17	1	21	68	5
1997	61-61	237	70	72	.304	13	1	22	70	9
Total	**181-175**	**675**	**194**	**222**	**.329**	**48**	**2**	**56**	**184**	**17**

CHARLIE THOMPSON, OF

All-SEC, 1961

Year	G-GS	AB	R	H	Avg.	2B	3B	HR	RBI	SB
1960	13	25	4	6	.240	1	1	0	5	0
1961	22	72	11	26	.361	3	1	1	13	3
Total	**35**	**97**	**15**	**32**	**.330**	**4**	**2**	**1**	**18**	**3**

TOMMY THOMPSON, OF

Second Team All-America, 1979
Second Team All-ACC, 1979
Georgia Tech Hall of Fame, 1986

Year	G-GS	AB	R	H	Avg.	2B	3B	HR	RBI	SB
1978	29	117	30	41	.350	5	1	10	35	1
1979	31	127	33	52	.409	7	1	14	51	3
1980	27	91	23	25	.275	2	0	6	24	0
1981	36	125	32	35	.280	5	0	11	33	0
Total	**123**	**460**	**118**	**153**	**.333**	**19**	**2**	**41**	**143**	**4**

TED TOMASOVICH, OF/P

NCAA All-District, 1968
Georgia Tech Hall of Fame, 1986

Year	G-GS	AB	R	H	Avg.	2B	3B	HR	RBI	SB
1966	9	11	2	3	.273	0	2	0	4	0
1967	9	21	3	7	.333	2	0	1	5	0
1968	30	113	25	43	.381	9	6	5	38	0
Total	**48**	**145**	**30**	**53**	**.366**	**11**	**8**	**6**	**47**	**0**

Year	G-GS	W-L	SV	ERA	IP	H	R	ER	BB	SO
1966	7-4	2-2	—	3.90	30	16	13	13	20	24
1967	6-6	3-2	—	3.40	45	38	23	17	12	42
1968	1-0	0-0	—	0.00	1	0	0	0	0	1
Total	**14-10**	**5-4**	**—**	**3.55**	**76**	**54**	**36**	**30**	**32**	**67**

CORY VANCE, P

Third Team All-America, 2000
First Team All-ACC, 2000
Freshman All-America, 1998
Georgia Tech Hall of Fame, 2012

Year	G-GS	W-L	SV	ERA	IP	H	R	ER	BB	SO
1998	19-11	6-4	0	5.96	80	95	68	53	39	102
1999	18-17	9-3	1	4.43	103.2	118	60	51	50	103
2000	16-16	13-3	0	3.40	119	97	49	45	36	123
Total	**53-44**	**28-10**	**1**	**4.43**	**302.2**	**310**	**177**	**149**	**125**	**328**

JASON VARITEK, C

Golden Spikes Award, 1994
Dick Howser Trophy, 1994
Consensus First Team All-America, 1992, 1993, 1994
ACC Player of the Year, 1993
First Team All-ACC, 1992, 1993, 1994
Second Team All-ACC, 1991
Georgia Tech Hall of Fame, 2004

Year	G-GS	AB	R	H	Avg.	2B	3B	HR	RBI	SB
1991	63-61	225	42	67	.298	17	0	7	41	0
1992	62-62	212	54	86	.406	22	0	11	52	2
1993	61-61	228	78	92	.404	20	2	22	72	5
1994	67-67	249	87	106	.426	23	1	17	86	5
Total	**253-251**	**914**	**261**	**351**	**.384**	**82**	**3**	**57**	**251**	**12**

HISTORY

CAREER STATS OF TECH'S TOP PLAYERS

LUKE WADDELL, SS

First Team All-ACC, 2021
2020 Second-Team Academic All-American
2020 First-Team Academic All-District
2019 Brooks Wallace Shortstop of the Year Semifinalist
ACC Academic Honor Roll, 2018, 2019, 2020, 2021

Year	G-GS	AB	R	H	Avg.	2B	3B	HR	RBI	SB
2018	42-31	120	20	34	.283	8	1	1	10	1
2019	58-58	233	57	75	.322	12	2	2	34	7
2020	16-16	60	14	18	.300	2	1	1	9	2
2021	56-56	230	41	71	.309	12	1	8	33	5
Total	**172-161**	**643**	**132**	**198**	**.308**	**34**	**5**	**12**	**86**	**15**

JEFF WATCHKO, P

Second Team All-ACC, 2002

Year	G-GS	W-L	SV	ERA	IP	H	R	ER	BB	SO
2000	26-2	4-1	6	3.38	58.1	49	25	22	23	54
2001	31-0	1-3	6	3.31	35.1	34	14	13	18	35
2002	29-9	11-1	2	4.01	89.2	94	48	40	19	62
2003	29-1	3-3	5	4.62	48.2	50	25	25	21	41
Total	**115-12**	**19-8**	**19**	**3.88**	**232**	**227**	**112**	**100**	**81**	**192**

K.G. WHITE, OF

First Team All-ACC, 1987, 1988
Georgia Tech Hall of Fame, 1997

Year	G-GS	AB	R	H	Avg.	2B	3B	HR	RBI	SB
1985	41-24	107	25	42	.392	7	1	4	26	1
1986	64-63	267	59	83	.311	14	3	8	39	26
1987	54-53	214	73	70	.327	13	3	16	51	34
1988	65-63	231	65	78	.338	16	0	18	55	28
Total	**224-203**	**819**	**222**	**273**	**.333**	**50**	**7**	**46**	**171**	**89**

MATT WIETERS, C/P

First Team All-America, 2006, 2007
First Team All-ACC, 2005, 2007
Second Team All-ACC, 2006
Freshman All-America, 2005
ACC Rookie of the Year, 2005
Georgia Tech Hall of Fame, 2017

Year	G-GS	AB	R	H	Avg.	2B	3B	HR	RBI	SB
2005	60-59	227	53	83	.366	17	1	10	68	1
2006	68-68	259	72	92	.355	20	0	15	71	3
2007	57-57	218	42	78	.358	17	2	10	59	2
Total	**185-184**	**704**	**167**	**253**	**.359**	**54**	**3**	**35**	**198**	**6**

Year	G-GS	W-L	SV	ERA	IP	H	R	ER	BB	SO
2005	26-0	3-3	6	2.85	41.0	40	17	13	10	32
2006	21-0	1-3	7	3.41	31.2	35	12	12	8	35
2007	12-1	1-4	3	7.53	14.1	16	12	12	6	16
Total	**59-1**	**5-10**	**16**	**3.83**	**87.0**	**91**	**41**	**37**	**24**	**83**

BILLY WILLIAMSON, OF

All-SEC, 1961
Georgia Tech Hall of Fame, 2013

Year	G-GS	AB	R	H	Avg.	2B	3B	HR	RBI	SB
1961	24	92	20	23	.250	3	4	2	20	4
1962	24	93	14	23	.247	2	2	0	14	2
1963	25	104	11	20	.192	2	0	0	11	1
Total	**73**	**289**	**45**	**66**	**.228**	**7**	**6**	**2**	**45**	**7**

KRIS WILSON, P/1B

First Team All-America, 1997
First Team All-ACC, 1997
Georgia Tech Hall of Fame, 2009

Year	G-GS	W-L	SV	ERA	IP	H	R	ER	BB	SO
1995	18-18	8-2	0	3.46	112	109	57	43	35	101
1996	21-15	5-3	0	5.03	98.1	127	69	55	24	66
1997	19-16	12-2	2	3.12	118.1	114	50	41	30	103
Total	**58-49**	**25-7**	**2**	**3.81**	**328.2**	**350**	**176**	**139**	**89**	**270**

Year	G-GS	AB	R	H	Avg.	2B	3B	HR	RBI	SB
1997	59-59	241	45	72	.299	14	1	5	43	3
Total	**59-59**	**241**	**45**	**72**	**.299**	**14**	**1**	**5**	**43**	**3**

BLAKE WOOD, P

Second Team All-ACC, 2005

Year	G-GS	W-L	SV	ERA	IP	H	R	ER	BB	SO
2004	15-4	1-2	0	7.84	31.0	40	30	27	14	23
2005	18-18	10-1	0	3.13	106.1	111	48	37	24	74
2006	19-19	11-4	0	4.79	114.2	138	71	61	41	95
Total	**52-41**	**22-7**	**0**	**4.46**	**252.0**	**289**	**149**	**125**	**79**	**192**

KYLE WREN, OF

First Team All-ACC, 2011
Second Team All-ACC, 2013

Year	G-GS	AB	R	H	Avg.	2B	3B	HR	RBI	SB
2011	63-63	265	57	90	.340	11	7	1	32	16
2012	62-62	258	56	66	.256	10	6	2	22	16
2013	64-64	272	50	98	.360	11	6	2	28	28
Total	**189-189**	**795**	**163**	**254**	**.319**	**32**	**19**	**5**	**82**	**60**

DOUG WYCOFF, OF

Georgia Tech Hall of Fame, 1956 (Football)

Year	G-GS	AB	R	H	Avg.	2B	3B	HR	RBI	SB
1924	20	76	—	32	.421	4	1	1	—	—
1925	21	81	—	33	.407	7	3	3	—	—
1926	26	98	—	43	.439	7	2	9	—	—
Total	**67**	**255**	**—**	**108**	**.424**	**18**	**6**	**13**	**—**	**—**

L.J. YANKOSKY, P

Second Team All-ACC, 1998
GTE Academic All-America, 1997, 1998

Year	G-GS	W-L	SV	ERA	IP	H	R	ER	BB	SO
1994	12-7	4-0	1	2.68	53.2	47	20	16	21	32
1996	17-0	2-0	2	6.38	18.1	12	15	13	18	20
1997	19-12	8-3	2	5.03	77	79	57	43	43	51
1998	18-17	11-1	1	4.23	110.2	104	56	52	42	110
Total	**66-36**	**25-4**	**6**	**4.30**	**259.2**	**242**	**148**	**124**	**124**	**213**

HEAD COACH DANNY HALL'S 29TH SEASON AT TECH



HALL'S MILESTONE WINS ON THE FLATS

- *February 11, 1994 - First win at Georgia Tech (3-1 vs. Minnesota)*
- *March 11, 1994 - First ACC win at Georgia Tech (4-1 vs. Virginia)*
- *May 18, 1994 - First ACC Tournament win at Georgia Tech (7-4 vs. North Carolina)*
- *May 27, 1994 - First NCAA Regional win at Georgia Tech (7-0 vs. Connecticut)*
- *May 30, 1994 - First NCAA Regional Championship at Georgia Tech (18-7 vs. Washington)*
- *June 3, 1994 - Georgia Tech's first-ever College World Series appearance*
- *June 3, 1994 - First College World Series win at Georgia Tech (2-0 vs. Cal St. Fullerton)*
- *March 6, 1996 - 100th career win at Georgia Tech (5-4 vs. Virginia)*
- *1997 - ACC Regular Season Champions*
- *May 12, 1999 - 250th career win at Georgia Tech (11-10 at Georgia)*
- *2000 - ACC Regular Season and ACC Tournament Champions*
- *2002 - program record 52 wins (52-16 overall record)*
- *2002 - College World Series participant*
- *2003 - ACC Tournament Champions*
- *2004 - ACC Regular Season Champions*
- *March 13, 2005 - 500th career win at Georgia Tech (16-5 vs. Wake Forest)*
- *March 27, 2005 - became the all-time winningest coach at Georgia Tech (505th win - 11-10 at Miami)*
- *2005 - ACC Regular Season and ACC Tournament Champions*
- *2006 - College World Series participant*
- *March 15, 2011 - 750th career win at Georgia Tech (4-3 vs. Georgia Southern)*
- *2011 - ACC Regular Season Champions*
- *May 16, 2012 - 1,000th overall career win as a head coach (12-3 vs. Virginia Tech)*
- *2012 - ACC Tournament Champions*
- *2014 - ACC Tournament Champions*
- *March 20, 2018 - 1,000th career win at Georgia Tech*
- *2019 - ACC Coastal Division Champions*
- *2019 - ACC Coach of the Year for fourth time*
- *April 25, 2021 - 3,000th career win as a head coach (9-8 vs. Florida State)*
- *2021 ACC Coastal Division Champions*



Mark Teixeira

TEAM RECORDS

SEASONS

Winning Seasons 75

Losing Seasons 37

.500 Seasons 3

Most Consecutive Winning Seasons 35
1982 (29-20) - 2016 (38-25)

Most Consecutive Losing Seasons 6
1949 (10-14) - 1954 (9-13-1)

WINS

Entire Season
52 2002
Overall record: 52-16

Regular Season Only
47 1987
Regular season record: 47-11

Winning Percentage
.889 1920
Overall record: 16-2

Postseason
9 1994
Postseason record: 9-4; reached College World Series

Home Wins
38 1990
Home Record: 38-5

Home Winning Percentage
.941 1992
Home Record: 32-2

Road Wins
15 2011
Road Record: 15-8

LOSSES & TIES

Most Losses
28 2017
Overall record: 27-28

Most Ties
2 ..... four times
1959 (17-9-2)
1961 (6-16-2)
1965 (20-8-2)
1973 (20-6-2)

MARGIN OF VICTORY, DEFEAT

Largest Winning Margin
41 ..... vs. Earlham, 3-21-1975
Final Score: Georgia Tech 41, Earlham 0

Largest Losing Margin
24 ..... at Georgia, 4-15-1899
Final Score: Georgia 25, Georgia Tech 1

Largest Losing Margin (home game)
22 ..... vs. Michigan, 3-12-1995
Final Score: Michigan 27, Georgia Tech 5

SHUTOUTS

Most Shutouts (by Georgia Tech)
8 ..... four times
1906, 1971, 1989, 1997

Most Consecutive Shutouts (by Georgia Tech)
3 1971
3-7 vs. Georgia State (6-0)
3-7 vs. Georgia State (6-0)
3-8 vs. Georgia (7-0)

Most Shutouts (against Georgia Tech)
6 2014

Most Consecutive Shutouts (against Georgia Tech)
2 2015
5-12 vs. Georgia (0-6)
5-14 at Miami (0-3)

Most Consecutive Games Without Being Shutout (by Georgia Tech)
302 1976-84
Began: 5-2-1976 vs. Florida State, 6-18
Ended: 4-15-1984 vs. Wake Forest, 6-4

Most Consecutive Scoreless Innings (by Georgia Tech)
27 1972

Most Consecutive Scoreless Innings (against Georgia Tech)
26 2015

STREAKS

Longest Winning Streak
20 games ..... twice
..... 1990
Began: 2-17 vs. Georgia Southern, 8-3
Ended: 3-17 vs. New Orleans, 10-3
..... 2004
Began: 3-23 at Florida State, 11-4
Ended: 5-28 vs. Florida State, 13-4

Longest Unbeaten Streak
20 games ..... twice
..... 1990
Began: 2-17 vs. Georgia Southern, 8-3
Ended: 3-17 vs. New Orleans, 10-3
..... 2004
Began: 3-23 at Florida State, 11-4
Ended: 5-28 vs. Florida State, 13-4

Longest Conference Winning Streak
25 games ..... 2004-05 *ACC RECORD
Began: 4-10-2004 vs. North Carolina, 8-4
Ended: 3-20-2005 vs. NC State, 11-10

Longest Weekend Series Winning Streak
12 series 2019-20
Began: 3-17 vs. Virginia, 6-5
Ended: 2-29 vs. Georgia, 0-12

Longest Weekend Conference Series Winning Streak
12 series 2019-21
Began: 3-17 vs. Virginia, 6-5
Ended: 3-14 vs. Pitt, 12-18

Longest Season-Opening Winning Streak
17 games 2003
Began: 2-15 at Georgia Southern, 8-1
Ended: 3-15 vs. Kent State, 4-1

Longest Home Winning Streak
29 games 1989-90
Began: 5-8-89 vs. South Carolina, 8-7
Ended: 3-21-90 vs. North Carolina, 11-5

Longest Losing Streak
10 games 1975
Began: 4-5 vs. Milligan, 4-9
Ended: 5-9 vs. Shorter, 3-10

Longest Season-Opening Losing Streak
9 games 1986
Began: 2-22 vs. Florida State, 4-6
Ended: 3-2 vs. South Carolina, 14-15

TEAM RECORDS

EXTRA-INNING GAMES

Most Played

9 ..... twice
1986, 2014

Most Consecutive Extra-Inning Games

3 1986
5-23-1986 def. Navy, 9-8 (14 inn.) - NCAA Atlantic Regional
5-24-1986 def. Western Carolina, 8-7 (11 inn.) - NCAA Atlantic Regional
5-25-1986 loss at Miami, 7-6 (10 inn.) - NCAA Atlantic Regional

LONGEST GAMES

By Inning (overall)

16 innings ..... at Georgia Southern, 2-24-16 (win, 6-5)

By Inning (home)

14 innings ..... vs. Georgia, 5-18-21 (win, 7-6)

By Time (overall)

5:37 (5 hours, 37 minutes) ..... vs. Georgia, 5-18-2021
at Mac Nease Baseball Park at Russ Chandler Stadium (win, 7-6 in 14 innings)

ATTENDANCE

Single Game

28,836 ..... vs. Georgia at Turner Field, 5-11-2004

Russ Chandler Stadium (regular season game)

4,609 ..... vs. Georgia, 4-9-2008

Russ Chandler Stadium (postseason game)

4,468 ..... vs. Southern California, 6-2-2000, NCAA Atlanta Super Regional

Russ Chandler Stadium (regular season series)

10,655 ..... vs. Florida State, 2002
5-2: 4,177
5-3: 2,610
5-4: 3,166

Russ Chandler Stadium (postseason series)

3-Games

10,435 ..... NCAA Atlanta Regional, 2000
5-26 vs. Georgia Southern: 4,233
5-27 vs. Stetson: 3,381
5-28 vs. Stetson: 2,821

4-Games

13,389 ..... NCAA Atlanta Regional, 2019
5-31 vs. Florida A&M: 3,718
6-1 vs. Auburn: 3,718
6-2 vs. Coastal Carolina: 2,235
6-2 vs. Auburn: 3,718

BIGGEST INNINGS

Runs	*Opponent (inning)*	*Date*	*Final Score*
15	Charleston Southern (4th)	3/2/1999	Tech, 22-4
14	Elmhurst (5th)	3/29/1978	Tech, 14-1
13	Centenary (6th)	4/5/1977	Tech, 18-3
12	Duke (5th)	5/18/2018	Tech, 20-7
	Virginia Tech (1st)	5/14/2005	Tech, 27-2
	at Maryland (5th)	5/23/2004	Tech, 18-6
	at N.C. State (7th)	3/30/2002	Tech, 20-12
	Oakland (4th)	2/28/2001	Tech, 18-0
	Stetson (6th)	5/27/2000	Tech, 24-1
	at N.C. State (9th)	4/4/1998	Tech, 17-13
	Maryland (6th)	3/20/1995	Tech, 25-17
	Ball State (8th)	2/26/1985	Tech, 21-11
11	Western Carolina (6th)	5/3/2019	Tech, 25-4
	at Georgia State (2nd)	4/15/2009	Tech, 18-2
	Mercer (3rd)	3/10/2009	Tech, 17-3
	Virginia Tech (2nd)	5/14/2005	Tech, 27-2
	Georgia (6th)	4/8/1992	Tech, 15-1
	Virginia (6th)	3/9/1990	Tech, 17-6
	Tenn. Temple (6th)	4/12/1984	Tech, 24-5
	Ball State (6th)	3/1/1983	Tech, 14-4
	Hillsdale (5th)	3/31/1979	Tech, 24-3
	Earlham (6th)	3/21/1975	Tech, 41-0
10	at Clemson (5th)	4/27/2013	Tech, 14-9
	Wake Forest (6th)	2/27/2010	Tech, 15-0
	at Boston College (4th)	4/28/2006	Tech, 12-4
	at Georgia State (8th)	5/11/1994	Tech, 23-9
	Clemson (5th)	5/14/1994	Tech, 20-4
	Maryland (5th)	3/22/1989	Tech, 19-7
	E. Tenn. St. (7th)	3/24/1987	Tech, 15-0
	Augusta College (4th)	5/4/1987	Tech, 14-7
	Maryland (5th)	4/1/1986	Tech, 26-0
	Ohio State (6th)	3/21/1984	Tech, 18-4
	at Georgia State (1st)	3/5/1981	Tech, 35-9
	Earlham (8th)	3/21/1975	Tech, 41-0

BIGGEST NINTH-INNING COMEBACKS

Runs	*Deficit*	*Opponent*	*Date*	*Result*
12	.....	at NC State	4/4/1998	Win, 17-13
8	1 (9-8)	vs. FIU	2/21/2015	Win, 16-8
7	.....	Duke	3/27/1998	Win, 9-8
	.....	Mercer	3/5/1997	Win, 7-6
6	5 (9-4)	Virginia Tech	3/20/2009	Win, 10-9
	3 (7-4)	vs. Florida State (ACC)	5/25/2003	Win, 10-7
	.....	NC State	5/9/1997	Win, 14-13
5	3 (7-4)	at Mercer	5/6/2015	Win, 9-7
	5 (13-8)	Georgia	5/14/2014	Loss, 14-13 (11 inn.)
	4 (8-4)	North Carolina	5/14/2011	Win, 9-8
	5 (8-3)	North Carolina	3/28/2010	Win, 11-8 (10 inn.)
	.....	SE Missouri State	4/11/1998	Win, 6-5
	.....	Oklahoma State (NCAA)	5/24/1998	Win, 6-5
	.....	NC State (ACC)	4/21/1984	Win, 5-3
4	3 (8-5)	Coastal Carolina	4/30/2016	Win, 9-8
	4 (6-2)	Rutgers	2/29/2008	Loss, 10-6 (11 inn.)
	2 (9-7)	at Miami	3/27/2005	Win, 11-10
	3 (6-3)	Miami	5/10/2002	Win, 7-6
	.....	Eastern Kentucky (NCAA)	5/25/1985	Win, 14-13
	.....	Mercer	4/14/1993	Win, 7-6
	.....	New York Tech	3/2/1991	Win, 7-6
	.....	NC State (ACC)	5/14/1991	Win, 4-3
3	3 (6-3)	at Wake Forest	3/24/2017	Win, 7-6 (11 inn.)
	2 (8-6)	vs. Albany	2/22/2015	Win, 9-8
	3 (8-5)	North Carolina	5/12/2013	Win, 9-8 (11 inn.)
	3 (5-2)	Clemson	4/27/2012	Win, 6-5 (13 inn.)
	3 (6-3)	North Carolina	4/4/2009	Win, 10-6 (11 inn.)
	2 (8-6)	Florida State	4/16/2005	Win, 9-8
	2 (10-8)	NC State	3/20/2005	Win, 11-10
	.....	Stetson	3/4/1997	Win, 9-5 (10 inn.)
	.....	Charleston Southern	3/25/1997	Win, 12-11 (11 inn.)
	.....	Florida State	4/18/1997	Loss, 10-9 (12 inn.)
	.....	North Carolina	5/14/1997	Win, 7-6
	.....	Virginia	3/16/1996	Win, 7-6
	.....	Georgia	2/24/1996	Win, 6-5 (10 inn.)
	.....	Duke	4/11/1993	Win, 7-6

TEAM BATTING RECORDS

RUNS SCORED

Inning
15 ..... vs. Charleston Southern, 3-2-1999 *(4th inning)*

Game
41 ..... vs. Earlham, 3-21-1975

Game (both teams)
44 ..... vs. Georgia State, 3-5-1981
Georgia Tech 35, Georgia State 9

Most Games In Double Figures
35 1987

Most Consecutive Games In Double Figures
9 2013

Season (most)
662 1987

Season (fewest)
72 1964

Season, per game (highest)
10.3 1984

Season, per game (lowest)
3.0 1964

MOST AT-BATS

Game
59 ..... vs. Earlham, 3-21-1975

Season
2493 1986

MOST PLATE APPEARANCES

Inning
20 ..... vs. Charleston Southern, 3-2-1999 (*4th inning*)

Game
77 ..... vs. Earlham, 3-21-1975

Season
2933 1994

BATTING AVERAGE

Season (highest)
.347 2001

Season (lowest)
.217 1964

BASE HITS

Inning
10, five times ..... Georgia State (8th), 4-12-1994
..... Jacksonville State (3rd), 3-5-1996
..... Oakland (4th), 2-28-2001
..... Virginia Tech (1st) and (2nd), 5-14-2005

Game
30 ..... vs. Maryland, 3-28-1985

Game (both teams)
43, twice ..... Georgia State, 3-5-1981
(Georgia Tech 28, Georgia State 15)
..... Wake Forest, 4-4-1981
(Georgia Tech 24, Wake Forest 19)

Season (most)
833 2000

Season (fewest)
163 1953

Season, per game (highest)
12.7 2001

Season, per game (lowest)
7.0 1964

DOUBLES

Game
8, twice ..... vs. Rutgers, 3-6-1999
..... at Wake Forest, 4-19-2009

Game (both teams)
14 ..... vs. New Orleans, 3-30-1988
(Georgia Tech 5, New Orleans 9)

Season (most)
164 1994

Season (fewest)
14 1964

TRIPLES

Game
3, 10 times ..... *Last two times:*
..... vs. Mercer, 3-24-2010
..... vs. Georgia, 4-14-2010

Game (both teams)
5 ..... vs. Duke, 3-23-1972

Season (most):
31 1994

Season (fewest)
1, twice 1958
..... 1999

HOME RUNS

Game
11 ..... vs. Maryland, 3-28-1985

Game (both teams)
12, twice ..... vs. Maryland, 3-28-1985
..... vs. Mercer, 4-22-2008

Season (most)
122 2010

Season (fewest)
3 1970

Season, per game (most)
1.98 ..... 2010 *(122 in 62 games)*

Season, per game (fewest)
0.13 ..... 1970 *(3 in 24 games)*

GRAND SLAM HOME RUNS

Game
2, multiple times ..... *Last time:*
..... vs. Georgia Southern, 4-16-2008

Season (most)
10 1998

TOTAL BASES

Game
69 ..... vs. Maryland, 3-28-1985

Season (most)
1345 1987

Season (fewest)
215 1953

RUNS BATTED IN

Game
34 ..... vs. Earlham, 3-21-1975

Season (most)
602 1987

Season (fewest)
59 1964

SLUGGING PERCENTAGE

Season (highest)
.575 2010

Season (lowest)
.295 1961

STRIKEOUTS

Game
18, twice ..... at Louisville, 3-22-19
..... vs. North Carolina, 3-17-2017

Season (most)
498 1997

Season (fewest)
124 1980

WALKS

Game
19 ..... vs. Hope, 3-25-1978

Game (both teams)
27 ..... vs. Wake Forest, 4-4-1981

Season (most)
411 1990

Season (fewest)
64 1964

WALK-TO-STRIKEOUT RATIO

Season (best)
1.6-1 ..... 1983 *(353 walks, 221 strikeouts)*

Season (worst)
0.4-1 ..... 1965 *(64 walks, 155 strikeouts)*

STOLEN BASES

Game
10 ..... vs. Cincinnati, 3-25-1921

Game (both teams)
11 ..... vs. Elon, 3-24-1984

Season
144 1987

Season, per game (most)
2.22 ..... 1987 *(144 in 65 games)*

Season, per game (fewest)
0.17 ..... 1958 *(4 in 24 games)*

RUNNERS LEFT ON BASE

Game (9 inning)
18, twice ..... vs. Virginia, 3-23-1983
..... vs. North Carolina, 5-14-1997

Game (extra innings)
20 ..... vs. Wake Forest (12 innings), 4-4-1981

Season (most)
587 1985

BATTERS HIT BY PITCH

Season (most)
88 2002

Season (fewest)
5 1964

SACRIFICE HITS

Season (most)
55 1993

Season (fewest)
4 1977

SACRIFICE FLIES

Game
6 ..... vs. Wake Forest, 4-14-1995

Season (most)
46 2000

Season (fewest)
1 1964

INDIVIDUAL BATTING RECORDS

GAMES PLAYED

Season
71, twice ..... *Darren Bragg, 1990*
..... *Andy Bruce, 1990*

Career
253 ..... Jason Varitek, 1991-94

AT-BATS

Game
8, four times ..... Bert Kizer vs. Earlham, 3-21-1975
..... Greg Woodward vs. Georgia State, 3-5-1981
..... Todd Moore vs. Wake Forest, 4-4-1981
..... Scott McIntyre vs. Washington, 5-30-1994

Season
297 ..... Jay Payton, 1994

Career
979 ..... Victor Menocal, 1999-2002

BATTING AVERAGE

Season (50-99 AB)
.465 ..... Bob Lusk, 1951

Season (100-199 AB)
.500 ..... Tom Angley, 1926

Season (200+ AB)
.434 ..... Jay Payton, 1994

Career (200+ AB)
.436 ..... Tom Angley, 1925-27

RUNS SCORED

Game
7 ..... Frank Turner vs. Earlham, 3-21-1975

Season
104 ..... Mark Teixeira, 2000

Career
261 ..... Jason Varitek, 1991-94

BASE HITS

Game
6, four times ..... K.G. White vs. Evansville, 3-6-1987
..... Jeremy Slayden vs. Duke, 5-24-2003
..... Chase Burnett vs. Presbyterian, 5-3-2009
..... Zane Evans at Clemson, 4-27-2013

Season
129 ..... Jay Payton, 1994

Career
351 ..... Jason Varitek, 1991-94

DOUBLES

Game
3, 16 times ..... *Last two times:*
..... Tony Plagman at Wake Forest, 4-17-2009
..... Chase Burnett vs. Presbyterian, 5-3-2009

Season
27 ..... Jay Payton, 1994

Career
82 ..... Jason Varitek, 1991-94

TRIPLES

Game
2, 20 times ..... *Last time:*
..... Connor Justus vs. Western Carolina, 3-5-2016

Season
12 ..... Jay Payton, 1993

Career
22 ..... Jay Payton, 1992-94

HOME RUNS

Game
3, 12 times ..... *Last time:*
..... Kyle McCann vs. Dartmouth, 2-24-18

Season
25 ..... Anthony Maisano, 1990

Career
57 ..... Jason Varitek, 1991-94
..... *(Anthony Maisano, 69, 1989-90 (first 32 at Wake Forest))*

Home Runs in Consecutive Games
8 consecutive games ..... Andy Bruce (9 HRs)
(March 2-10, 1991) *Tied for NCAA record

GRAND SLAM HOME RUNS

Season
4, twice ..... Tyler Greene, 2005
vs. Wake Forest (3-11), Wake Forest (3-13), Maryland (4-3), Virginia Tech (5-15)
..... Brad Feltes, 2008
vs. Georgia State (3-25), Boston College (3-29), Georgia Southern (4-16), Maryland (4-20)

RUNS BATTED IN

Game
9, three times ..... Pete Geist vs. Ohio State, 3-21-1984
..... Andy Bruce vs. Georgia, 3-21-1994
..... Chase Burnett vs. Presbyterian, 5-3-2009

Season
102 ..... Jay Payton, 1994

Career
251 ..... Jason Varitek, 1994

TOTAL BASES

Game
18 ..... Chase Burnett vs. Presbyterian, 5-3-2009

Season
224 ..... Jay Payton, 1994

Career
610 ..... Jason Varitek, 1991-94

SLUGGING PERCENTAGE

Season
.930 ..... Tom Angley, 1926

Career
.763 ..... Tom Angley, 1925-27

STRIKEOUTS

Game
5, three times ..... Tucker Barr vs. Clemson, 5-10-1996
..... Danny Payne vs. Rutgers, 2-26-2005
..... Steven Blackwood vs. USF, 5-6-2006

Season
80 ..... J.J. Thomas, 1997

Career
241 ..... Austin Wilhite, 2017-21

TOUGHEST TO STRIKEOUT

Season (50-99 AB)
1/15.50 ..... Johnny Menger, 1957

Season (100-199 AB)
1/51.50 ..... Gary Newsom, 1980

Season (200+ AB)
1/19.14 ..... Carlton Fleming, 1991

Career (200+ AB)
1/17.72 ..... Carlton Fleming, 1990-92

WALKS

Game
5, three times ..... Gary Newsom vs. Wake Forest, 4-4-1981
..... David Ivester vs. Maryland, 4-14-1989
..... Tucker Barr vs. Kent, 3-22-1996

Season
76 ..... Jason Varitek, 1994

Career
221 ..... Darren Bragg, 1988-91

Season (Intentional Walks)
18 ..... Kyle McCann, 2019

Career (Intentional Walks)
34 ..... Mark Teixeira, 1999-01

STOLEN BASES

Game: 5, twice ..... K.G. White vs. ETSU, 3-25-1987
..... Eric Patterson vs. Duke, 5-8-2004

Season
50 ..... Ty Griffin, 1986

Career
127 ..... Ty Griffin, 1986-88

Most in season without being caught
25 ..... Nomar Garciaparra, 1992

Most consecutive successful steals
35 ..... Nomar Garciaparra, 1992-94

SACRIFICE HITS

Season
14 ..... Ryan Ritter, 1993

Career
22 ..... Scott McIntyre, 1991-94

SACRIFICE FLIES

Season
11 ..... Jason Basil, 2000

Career
21 ..... Jason Basil, 1998-01
..... Matt Gonzalez, 2013-16

HIT BY PITCH

Season
21, twice ..... Tristin English, 2019
..... Derek Dietrich, 2010

Career
55 ..... Matthew Boggs, 1998-2002

CAREER BATTING LEADERS

BATTING AVERAGE

(Min. 200 at-bats)	H-AB	Avg.	Years
1. Tom Angley	127-291	.4364	1925-27
2. Doug Wycoff	108-255	.4235	1924-26
3. Mark Teixeira	216-528	.4091	1999-01
4. Charlie Blackmon	99-250	.3960	2007-08
5. Scott Jordan	294-762	.3858	1982-85
6. Jason Varitek	351-914	.3840	1991-94
7. Richard Lewis	259-688	.3765	1999-01
8. Michael Guldberg	92-258	.3742	2018-20
9. Nomar Garciaparra	250-672	.3720	1992-94
10. Cam Bonifay	171-462	.3701	1971-74
11. Mike Fowler	175-474	.3692	1986-87
12. Riccardo Ingram	177-482	.3672	1985-87
13. Mark Fischer	271-741	.3657	1995-97
14. Jay Payton	287-785	.3656	1992-94
15. Matt Wieters	253-704	.3594	2005-07
16. Chris Morgan	143-402	.3557	1983-84
17. Heath Honeycutt	195-549	.3552	1996-98
18. Randy Carroll	80-226	.3540	1965-66
19. Doug Ibele	132-374	.3529	1976-79
20. Bryan Prince	278-788	.3528	1998-01

BASE HITS

1. Jason Varitek	351	1991-94
2. Victor Menocal	327	1999-02
3. Matt Gonzalez	302	2013-16
4. Scott Jordan	294	1982-85
5. Wade Bailey	290	2015-18
6. Jason Basil	289	1998-01
7. Jay Payton	287	1992-94
8. Steven Blackwood	283	2003-06
9. Tony Plagman	282	2007-10
10. Brandon Hensley	281	1992-95
11. Andy Bruce	278	1988-91
Bryan Prince	278	1998-01
13. K.G. White	273	1985-88
14. Mark Fischer	271	1995-97
15. Steve Newbern	267	1982-85
Scott Byers	267	1993-96
17. Carlton Fleming	264	1990-92
18. Matthew Boggs	260	1998-02
19. Richard Lewis	259	1999-01
20. Ty Griffin	255	1986-88
Luke Murton	255	2006-09

RUNS BATTED IN

1. Jason Varitek	251	1991-94
2. Andy Bruce	232	1988-91
3. Jason Basil	230	1998-01
4. Steven Blackwood	221	2003-06
5. Mark Fischer	220	1995-97
6. Tony Plagman	219	2007-10
7. Bryan Prince	216	1998-01
8. Luke Murton	201	2006-09
9. Matt Wieters	198	2005-07
10. Darren Bragg	194	1988-91
11. Jay Payton	193	1992-94
12. Brandon Hensley	184	1992-95
J.J. Thomas	184	1995-97
14. Derek Dietrich	181	2008-10
Scott Byers	181	1993-96
16. Matt Skole	179	2009-11
17. Scott Jordan	176	1982-85
18. Tristin English	175	2016-19
19. Walt McConnell	172	1983-85
20. K.G. White	171	1985-88
Jeremy Slayden	171	2002-05

SLUGGING PERCENTAGE

(Min. 200 at-bats)	TB-AB	Pct.	Years
1. Tom Angley	222-291	.763	1925-27
2. Mark Teixeira	376-528	.712	1999-01
3. Doug Wycoff	177-255	.694	1924-26
4. Mike Fowler	321-474	.677	1986-87
5. Bobby Reeves	167-250	.668	1924-26
6. Jason Varitek	610-914	.667	1991-94
7. J.J. Thomas	442-675	.655	1995-97
8. Tommy Thompson	299-460	.650	1978-81
9. Mark Fischer	480-741	.648	1995-97
10. Anthony Maisano	276-432	.639	1989-90
11. Chase Burnette	250-392	.638	2008-10
12. Jay Payton	490-785	.624	1992-94
13. Riccardo Ingram	302-489	.618	1985-87
14. Pete Geist	350-568	.616	1983-85
15. Jeff Distasio	285-464	.614	1983-86
16. Scott Jordan	468-762	.614	1982-85
17. Andy Bruce	506-830	.610	1988-91
18. Matt Skole	415-681	.609	2009-11
19. Billy Parham	357-591	.604	1986-88
20. Nomar Garciaparra	405-672	.603	1992-94

RUNS SCORED

1. Jason Varitek	261	1991-94
2. Scott Jordan	253	1982-85
3. Steve Newbern	242	1982-85
4. Darren Bragg	232	1988-91
5. K.G. White	222	1985-88
6. Ty Griffin	220	1986-88
Steven Blackwood	220	2003-06
Victor Menocal	220	1999-02
9. Tony Plagman	213	2007-10
Eric Patterson	205	2002-04
11. Danny Payne	201	2005-07
12. Matthew Boggs	198	1998-02
13. Carlton Fleming	196	1990-92
Wade Bailey	196	2015-18
15. J.J. Thomas	194	1995-97
Jason Basil	194	1998-01
17. Andy Bruce	193	1988-91
18. Jeff Rowland	188	2008-10
19. Adam Leggett	186	1995-97
20. Jay Payton	185	1992-94
Mark Fischer	185	1995-97

HOME RUNS

1. Jason Varitek	57	1991-94
2. J.J. Thomas	56	1995-97
3. Tony Plagman	55	2007-10
4. Andy Bruce	52	1988-91
5. Kyle McCann	47	2017-19
Luke Murton	47	2006-09
Matt Skole	47	2009-11
8. K.G. White	46	1985-88
9. Billy Parham	42	1986-88
Mark Fischer	42	1995-97
11. Daniel Palka	41	2011-13
Derek Dietrich	41	2008-10
Tommy Thompson	41	1978-81
14. Jason Basil	40	1998-01
Jeremy Slayden	40	2002-05
16. Anthony Maisano	37	1989-90
17. Scott Jordan	36	1982-85
Jeff Distasio	36	1983-86
Darren Bragg	36	1988-91
Jay Payton	36	1992-94
Mark Teixeira	36	1999-01

TOUGHEST TO STRIKEOUT

(Min. 300 at-bats)	AB-K	AB/K	Years
1. Carlton Fleming	762-43	17.72	1990-92
2. Greg Woodward	441-25	17.64	1981-83
3. Gary Newsom	428-28	15.29	1980-82
4. Frank Turner	466-31	15.03	1973-76
5. Jay Payton	785-59	13.31	1992-94
6. Chris Morgan	402-32	12.56	1983-84
7. Jim Giuliani	356-30	11.87	1974-76
8. Nomar Garciaparra	672-62	10.84	1992-94
9. Bert Kizer	502-47	10.68	1974-77
10. Scott Byers	796-76	10.47	1993-96
11. Luke Waddell	643-62	10.37	2018-21
12. Wade Bailey	921-94	9.74	2015-18
13. Rick Lockwood	601-62	9.69	1980-83
14. Doug Ibele	374-39	9.59	1976-79
15. Keith Kerver	770-81	9.51	1984-87
16. David Boyd	344-37	9.30	1974-76
17. Mark Teixeira	528-58	9.10	1999-01
18. Mickey Langley	324-36	9.00	1975-78
19. Donnie Noggle	312-35	8.91	1965-67
20. Victor Menocal	979-111	8.82	1999-02

CAREER BATTING LEADERS

DOUBLES

1.	Jason Varitek	82	1991-94
2.	Scott Byers	70	1993-96
3.	Jason Basil	66	1998-01
4.	Luke Murton	61	2006-09
5.	Steven Blackwood	60	2003-06
6.	Matt Gonzalez	59	2013-16
7.	Nomar Garciaparra	58	1992-94
8.	Tony Plagman	56	2007-10
9.	Andy Bruce	54	1988-91
	Brandon Hensley	54	1992-95
	Victor Menocal	54	1999-02
	Wes Hodges	54	2004-06
	Matt Wieters	54	2005-07
	Mott Hyde	54	2011-14
15.	Bryan Prince	53	1998-01
16.	Darren Bragg	52	1988-91
	Brad Stockton	52	1998-01
18.	Jay Payton	51	1992-94
	Austin Wilhite	51	2017-21
20.	Daniel Palka	50	2011-13
	K.G. White	50	1985-88

TOTAL BASES

1.	Jason Varitek	610	1991-94
2.	Tony Plagman	513	2007-10
3.	Andy Bruce	506	1988-91
4.	Jay Payton	490	1992-94
5.	Jason Basil	481	1998-01
6.	Mark Fischer	480	1995-97
7.	K.G. White	475	1985-88
8.	Scott Jordan	468	1982-85
9.	Luke Murton	465	2006-09
10.	J.J. Thomas	442	1995-97
11.	Scott Byers	438	1993-96
12.	Matt Gonzalez	427	2013-16
13.	Brandon Hensley	422	1992-95
14.	Darren Bragg	420	1988-91
15	Victor Menocal	419	1999-02
16.	Matt Wieters	418	2005-07
17.	Matt Skole	415	2009-11
18.	Steven Blackwood	414	2003-06
19.	Derek Dietrich	412	2008-10
20.	Daniel Palka	411	2011-13

AT BATS

1.	Victor Menocal	979	1999-02
2.	Matt Gonzalez	949	2013-16
3.	Wade Bailey	921	2015-18
4.	Jason Varitek	914	1991-94
	Mott Hyde	914	2011-14
6.	Brandon Hensley	881	1992-95
7.	Steven Blackwood	868	2003-06
8.	Tony Plagman	858	2007-10
9.	Austin Wilhite	833	2017-21
10.	Andy Bruce	830	1988-91
11.	Jason Basil	828	1998-01
12.	K.G. White	819	1985-88
13.	Luke Murton	814	2006-09
14.	Scott Byers	796	1993-96
15.	Kyle Wren	795	2011-13
16.	Bryan Prince	788	1998-01
17.	Jay Payton	785	1992-94
18.	Steve Newbern	782	1982-85
19.	Matthew Boggs	772	1998-02
	Eric Patterson	772	2002-04

TRIPLES

1.	Jay Payton	22	1992-94
2.	Kyle Wren	19	2011-13
	Mark Fischer	19	1995-97
4.	Steve Newbern	15	1982-85
5.	Brandon Thomas	14	2010-13
	Nomar Garciaparra	14	1992-94
7.	Cam Bonifay	13	1971-74
8.	Bobby Reeves	12	1924-26
	Duck McKee	12	1930-31
	Eric Patterson	12	2002-04
	Jeff Rowland	12	2008-10
12.	Randy Rhino	11	1971-74
	Michael Smith	11	1992-95
	Ryan Ritter	11	1993-95
15.	Randy Carroll	10	1965-66
	Pete Geist	10	1983-85
	Scott Jordan	10	1982-85
	Carl Sitler	10	1984-87
	Tom Green	10	1989-90
	Anthony Byrd	10	1990-92
	Michael Sorrow	10	1993-96

STOLEN BASES

1.	Ty Griffin	127	1986-88
2.	Eric Patterson	124	2002-04
3.	Scott Jordan	114	1982-85
4.	K.G. White	89	1985-88
5.	Steve Newbern	86	1982-85
6.	Carlton Fleming	68	1990-92
7.	Nomar Garciaparra	66	1992-94
	Tyler Greene	66	2003-05
9.	Danny Payne	64	2005-07
10.	Kyle Wren	60	2011-13
11.	Jeff Rowland	56	2008-10
	Anthony Byrd	56	1990-92
13.	Red Barron	54	1920-22
14.	Darren Bragg	51	1988-91
15.	Randy Rhino	46	1971-74
16.	Brandon Thomas	45	2010-13
17.	Michael Smith	44	1992-95
18.	Jay Payton	43	1992-94
19.	Matt Murton	42	2001-03
20.	Jamie Sims	41	1982-85
	Matthew Boggs	41	1998-02

GAMES PLAYED

1.	Jason Varitek	253	1991-94
2.	Mott Hyde	252	2011-14
3.	Victor Menocal	243	1999-02
4.	Darren Bragg	242	1988-91
	Brandon Hensley	242	1992-95
	Steven Blackwood	242	2003-06
7.	Matt Gonzalez	239	2013-16
8.	Austin Wilhite	238	2017-21
9.	Tony Plagman	235	2007-10
10.	Jason Basil	230	1998-01
11.	Andy Bruce	228	1988-91
12.	Matthew Boggs	227	1998-02
13.	Luke Murton	225	2006-09
14.	K.G. White	224	1985-88
	Wade Bailey	224	2015-18
16.	Keith Kerver	221	1984-87
17.	Brad Stockton	220	1998-01
18.	Michael Sorrow	219	1993-96
19.	Scott Byers	217	1993-96
20.	Steve Newbern	210	1982-85
	Bryan Prince	210	1998-01

SEASON BATTING LEADERS

GEORGIA TECH'S TRIPLE CROWN WINNERS

The following Georgia Tech players led their teams in batting average, home runs and RBI in one season.

Year	Player	HR	RBI	AVG
1958	Earl Moore	4	15	.287
1959	Roger Kaiser	4	32	.373
1960	George Inman	7	24	.360
1968	Ted Tomasovich	5	38	.381
1975	Frank Turner	2	30	.376
1991	Andy Bruce	*22	*96	.345
1992	Jason Varitek	11	52	*.406
1993	Jason Varitek	*22	72	.404
1994	Jay Payton	20	*102	*.434
1997	Mark Fischer	*24	98	.354
1999	Mark Teixeira	13	65	.387
2016	Matt Gonzalez	11	54	.378

** Denotes is/was school record*


MOORE


KAISER


INMAN


TOMASOVICH


TURNER


BRUCE


VARITEK


PAYTON


FISCHER


TEIXEIRA


GONZALEZ

BATTING AVERAGE

(Min. 75 at-bats)		H-AB	Avg.	Year
1.	Tom Angley	50-100	.500	1925
2.	Bob Lusk	46-99	.465	1951
3.	Doug Ibele	52-112	.464	1979
4.	Doug Wycoff	43-98	.439	1926
5.	Jay Payton	129-297	.434	1994
6.	Mark Teixeira	103-241	.4274	2000
7.	Nomar Garciaparra	117-274	.4270	1994
8.	Riccardo Ingram	101-237	.4262	1987
9.	Jason Varitek	106-249	.4257	1994
10.	Bobby McCauley	35-84	.417	1954
11.	Scott Jordan	94-226	.416	1985
12.	Larry Elliott	59-143	.413	1971
13.	Tommy Thompson	52-127	.409	1979
14.	Scott Jordan	84-206	.408	1984
15.	Doug Wycoff	33-81	.407	1925
16.	Jason Varitek	86-212	.406	1992
17.	Cam Bonifay	55-136	.4044	1971
18.	Bobby Reeves	44-109	.4037	1926
19.	Jason Varitek	92-228	.4035	1993
20.	Mark Fischer	104-260	.400	1996

SLUGGING PERCENTAGE

(Min. 75 at-bats)		TB-AB	Pct.	Year
1.	Tom Angley	93-100	.930	1926
2.	Bobby Reeves	97-109	.890	1926
3.	Doug Wycoff	81-98	.827	1926
4.	Tom Angley	68-83	.819	1925
5.	Tommy Thompson	103-127	.811	1979
6.	Jason Varitek	182-228	.798	1993
7.	Nomar Garciaparra	213-274	.777	1994
8.	Mark Teixeira	186-241	.772	2000
9.	Riccardo Ingram	179-237	.755	1987
10.	Jay Payton	224-297	.754	1994
11.	Bobby McCauley	71-95	.747	1955
12.	Jason Varitek	182-249	.731	1994
13.	Mark Fischer	187-257	.728	1997
14.	Anthony Maisano	154-214	.720	1990
15.	Scott Jordan	147-206	.714	1984
	Luke Murton	147-206	.714	2009
17.	Andy Bruce	177-249	.711	1991
18.	Tristin English	152-214	.710	2019
19.	Tony Plagman	169-239	.707	2010
20.	Ted Tomasovich	79-113	.699	1968

TOUGHEST TO STRIKEOUT

(Min. 75 at-bats)		AB-K	AB/K	Year
1.	Gary Newsom	103-2	51.50	1980
2.	Frank Turner	117-4	29.25	1975
	Frank Turner	117-4	29.25	1976
4.	Carlton Fleming	268-14	19.14	1991
5.	Greg Woodward	133-7	19.00	1982
6.	Doug Ibele	113-6	18.83	1977
7.	Greg Woodward	145-8	18.13	1981
8.	Carlton Fleming	249-14	17.79	1992
9.	Jim Giuliani	123-7	17.57	1976
10.	Nomar Garciaparra	274-16	17.13	1994
11.	Carlton Fleming	245-15	16.33	1990
12.	Greg Woodward	163-10	16.30	1983
13.	Ken Bonifay, Sr.	127-8	15.88	1967
14.	Johnny Menger	93-6	15.50	1957
	Jay Payton	248-16	15.50	1992
16.	Bert Kizer	123-8	15.38	1977
17.	Jamie Sims	198-13	15.23	1984
18.	Donnie Noggle	117-8	14.63	1967
19	Scott Byers	262-18	14.56	1996
20.	Luke Waddell	230-16	14.38	2021

LONGEST HITTING STREAKS

(All streaks of 20 games or more)

30 games . . . . .Victor Menocal 2002
28 games . . . . .Carlton Fleming 1990
27 games . . . . .Jay Payton 1993
27 games . . . . .Richard Lewis 2000
24 games . . . . .Riccardo Ingram 1987
23 games . . . . .Scott Jordan 1984
23 games . . . . .Tyler Greene 2005
22 games . . . . .K.G. White 1987
22 games . . . . .Jay Payton 1994
22 games . . . . .Kel Johnson 2016
21 games . . . . .J.J. Thomas 1996
20 games . . . . .Ty Griffin 1987
20 games . . . . .Derik Goffena 2000
20 games . . . . .Kyle Wren 2013

CONSECUTIVE GAMES REACHING BASE

80 games . . . . .Danny Payne 2006-07
79 games . . . . .Scott Jordan 1984-85
65 games . . . . .Jason Varitek 1993-94
58 games . . . . .Mark Teixeira 2000-01
56 games . . . . .Richard Lewis 2000-01

SEASON BATTING LEADERS

BASE HITS

1.	Jay Payton	129	1994
2.	Nomar Garciaparra	117	1994
3.	Richard Lewis	109	2000
4.	Jason Varitek	106	1994
	Wes Hodges	106	2005
6.	Mark Fischer	104	1996
	Victor Menocal	104	2002
8.	Mark Teixeira	103	2000
9.	Victor Menocal	102	2001
10.	Riccardo Ingram	101	1987
11.	Keith Kerver	100	1986
	Richard Lewis	100	2001
	Tyler Greene	100	2005
14.	Mike Fowler	99	1987
	Bryan Prince	99	2000
	Charlie Blackmon	99	2008
17.	Kyle Wren	98	2013
	Ryan Ritter	98	1995
19.	Andy Bruce	97	1990
20.	Jason Basil	96	2000

HOME RUNS

1.	Anthony Maisano	25	1990
2.	Mark Fischer	24	1997
3.	Kyle McCann	23	2019
4.	Andy Bruce	22	1991
	Jason Varitek	22	1993
	J.J. Thomas	22	1997
7.	J.J. Thomas	21	1996
	Tony Plagman	21	2010
9.	Billy Parham	20	1988
	Luke Murton	20	2009
	Jay Payton	20	1994
	Ryan Ritter	20	1995
	Matt Skole	20	2010
14.	Jeff Distasio	19	1986
15.	Mike Fowler	18	1987
	Billy Parham	18	1987
	K.G. White	18	1988
	Mark Teixeira	18	2000
	Jeremy Slayden	18	2002
20.	Daniel Palka	17	2013
	Riccardo Ingram	17	1987
	Andy Bruce	17	1990
	Matt Skole	17	2009
	Jason Varitek	17	1994

TOTAL BASES

1.	Jay Payton	224	1994
2.	Nomar Garciaparra	213	1994
3.	Mark Fischer	187	1997
4.	Mark Teixeira	186	2000
5.	Jason Varitek	182	1993
	Jason Varitek	182	1994
7.	Mike Fowler	180	1987
8.	Riccardo Ingram	179	1987
	Mark Fischer	179	1996
10.	Andy Bruce	178	1990
	Ryan Ritter	178	1995
12.	Andy Bruce	177	1991
13.	Jason Basil	170	2000
14.	Tony Plagman	169	2010
15.	Chase Burnette	167	2010
16.	Ty Griffin	164	1988
17.	Billy Parham	162	1988
18.	Jay Payton	161	1993
19.	Jeremy Slayden	160	2002
20.	J.J. Thomas	159	1996
	Heath Honeycutt	159	1998
	Matt Skole	159	2010

RUNS SCORED

1.	Mark Teixeira	104	2000
2.	Riccardo Ingram	93	1987
3.	Nomar Garciaparra	92	1994
4.	Jason Varitek	87	1994
5.	Darren Bragg	86	1991
6.	Mike Fowler	84	1987
7.	Ty Griffin	81	1988
8.	Richard Lewis	79	2000
9.	Jason Varitek	78	1993
	Jay Payton	78	1994
11.	Scott Jordan	77	1985
	Richard Lewis	77	2001
	Jeff Kindel	77	2006
14.	Ryan Ritter	76	1995
	Eric Patterson	76	2004
	Tyler Greene	76	2005
17.	Scott Jordan	75	1984
	Mark Fischer	75	1997
	Adam Leggett	75	1997
	Jeff Rowland	75	2010

DOUBLES

1.	Jay Payton	27	1994
2.	Nomar Garciaparra	26	1994
3.	Mike Fowler	25	1987
	Scott Byers	25	1995
	Jason Basil	25	2000
	Luke Murton	25	2008
7.	Jason Varitek	23	1994
	Mark Fischer	23	1996
	Jeff Kindel	23	2005
	Jacob Esch	23	2011
11.	Jim Giuliani	22	1976
	Jason Varitek	22	1992
	Brad Stockton	22	2000
	Steven Blackwood	22	2004
15.	Riccardo Ingram	21	1987
	Darren Bragg	21	1991
	Michael Wolff	21	1992
	Scott Prather	21	1998
	Jay Hood	21	1998
	Bryan Prince	21	2000
	Mark Teixeira	21	2000
	Matt Gonzalez	21	2014
	Tristin English	21	2016
	Wade Bailey	21	2017

STOLEN BASES

1.	Ty Griffin	50	1986
2.	Eric Patterson	48	2004
3.	Eric Patterson	41	2002
4.	Scott Jordan	40	1985
5.	Ty Griffin	39	1987
6.	Ty Griffin	38	1988
7.	Scott Jordan	36	1983
8.	Anthony Byrd	35	1991
9.	Eric Patterson	35	2003
10.	K.G. White	34	1987
11.	Nomar Garciaparra	33	1994
12.	Scott Jordan	31	1984
	Tyler Greene	31	2005
14.	Steve Newbern	30	1984
15.	Kyle Wren	28	2013
	K.G. White	28	1988
17.	Steve Newbern	26	1983
	K.G. White	26	1986
	Carlton Fleming	26	1991
20.	Nomar Garciaparra	25	1992
	Charlie Blackmon	25	2008

RUNS BATTED IN

1.	Jay Payton	102	1994
2.	Riccardo Ingram	99	1987
3.	Mark Fischer	98	1997
4.	Andy Bruce	96	1991
5.	Mike Fowler	87	1987
6.	Jason Varitek	86	1994
7.	Jason Basil	83	2000
8.	Jeff Distasio	82	1986
9.	Mark Teixeira	80	2000
10.	Andy Bruce	78	1990
	Tony Plagman	78	2010
12.	Bryan Prince	77	2000
13.	Chris Morgan	76	1984
14.	Billy Parham	73	1988
	Darren Bragg	73	1990
	Nomar Garciaparra	73	1994
	Tony Plagman	73	2009
	Jake Davies	73	2012
19.	Walt McConnell	72	1985
	Jason Varitek	72	1993
	Tyler Greene	72	2005

TRIPLES

1.	Jay Payton	12	1993
	Nomar Garciaparra	11	1994
3.	Steve Newbern	9	1985
4.	Bobby Reeves	8	1926
	Randy Carroll	8	1965
	Ty Griffin	8	1988
	Daniel Spingola	8	2014
8.	Duck McKee	7	1930
	Donnie Noggle	7	1967
	Anthony Byrd	7	1991
	Mark Fischer	7	1995
	Mark Fischer	7	1997
	Jeff Rowland	7	2010
	Kyle Wren	7	2011
15.	Ted Tomasovich	6	1968
	Tom Green	6	1989
	Michael Smith	6	1992
	Jay Payton	6	1992
	Richard Lewis	6	2001
	Kyle Wren	6	2012
	Kyle Wren	6	2013

AT BATS

1.	Jay Payton	297	1994
2.	Anthony Byrd	285	1991
3.	Victor Menocal	282	2002
4.	Victor Menocal	280	2000
5.	Nomar Garciaparra	274	1994
	Richard Lewis	274	2000
7.	Jeff Kindel	273	2006
8.	Keith Kerver	272	1986
9.	Brandon Hensley	270	1994
10.	Tyler Green	269	2005
11.	Carlton Fleming	268	1991
	Jay Hood	268	1996
	Victor Menocal	268	2001
14.	K.G. White	267	1986
	Andy Bruce	267	1990
	Adam Leggett	267	1997
	Wes Hodges	267	2005
18.	Richard Lewis	266	2001
19.	Billy Parham	264	1988
	Eric Patterson	264	2004

YEAR-BY-YEAR BATTING LEADERS

BATTING AVERAGE

1952	Lewis Andrews	.321
1953	Bill Cohen	.400
1954	Bobby McCauley	.417
1955	Lane Akers	.354
1956	Lane Akers	.321
1957	Johnny Menger	.398
1958	Earl Moore	.287
1959	Roger Kaiser	.373
1960	George Inman	.360
1961	Charlie Thompson	.361
1962	John Gher	.319
1963	Mickey Carmack	.328
1964	Pete Caldwell	.286
1965	Randy Carroll	.376
1966	Randy Carroll	.330
1967	Donnie Noggle	.316
1968	Ted Tomasovich	.381
1969	Lloyd Harris; Brannon Bonifay	.333
1970	Danny Clark	.327
1971	Larry Elliott	.413
1972	Cam Bonifay	.370
1973	Randy Rhino	.366
1974	Jim Stevens	.377
1975	Frank Turner	.376
1976	Jim Giuliani	.366
1977	Bert Kizer	.366
1978	Tommy Thompson; Doug Ibele	.350
1979	Doug Ibele	.464
1980	Doug Blemker	.333
1981	Rick Lockwood	.362
1982	Rick Lockwood	.367
1983	Scott Jordan	.368
1984	**Scott Jordan**	**.408**
1985	Scott Jordan	.416
1986	Keith Kerver	.368
1987	**Riccardo Ingram**	**.426**
1988	Ty Griffin	.345
1989	Andy Bruce	.335
1990	Darren Bragg	.397
1991	Andy Bruce	.345
1992	Jason Varitek	.406
1993	**Jason Varitek**	**.404**
1994	**Jay Payton**	**.434**
1995	Ryan Ritter	.383
1996	**Mark Fischer**	**.400**
1997	Mark Fischer	.354
1998	Heath Honeycutt	.368
1999	Mark Teixeira	.387
2000	**Mark Teixeira**	**.427**
2001	Matt Murton	.385
2002	Victor Menocal	.369
2003	Mike Nickeas	.333
2004	Steven Blackwood	.359
2005	Wes Hodges	.397
2006	Danny Payne	.356
2007	Danny Payne	.370
2008	Charlie Blackmon	.396
2009	Luke Murton; Tony Plagman	.354
2010	Thomas Nichols	.376
2011	Matt Skole	.348
2012	Brandon Thomas	.360
2013	Zane Evans	.361
2014	Daniel Spingola	.319
2015	Ryan Perurifoy	.324
2016	Matt Gonzalez	.378
2017	Wade Bailey	.347
2018	**Joey Bart**	**.359**
2019	Michael Guldberg	.355
2020^	**Michael Guldberg**	**.450**
2021	Kevin Parada	.318

RUNS BATTED IN

1951	Bob Lusk	32
1952	Chappell Rhino	16
1953	Clyde Young	13
1954	Larry Morris	25
1955	Bobby McCauley	33
1956	Lane Akers; Dick Gookin	18
1957	Earl Moore	30
1958	Earl Moore	15
1959	Roger Kaiser	32
1960	George Inman	24
1961	Billy Williamson	20
1962	John Gher	21
1963	Richard Conliff; Bob Sheridan	16
1964	Jimmy Adams	10
1965	W.J. Blane	23
1966	W.J. Blane	22
1967	Donnie Noggle	29
1968	Ted Tomasovich	38
1969	Lloyd Harris; Floyd Harris; Phil Cardwell	21
1970	Derrell Parker; Brannon Bonifay; David Glover	14
1971	Cam Bonifay	35
1972	Ray Giuliani	27
1973	Cam Bonifay	19
1974	H.F. Reagin	40
1975	Frank Turner	30
1976	Jim Giuliani	30
1977	Mickey Langley	41
1978	Gary Hardie	38
1979	Tommy Thompson	51
1980	Tommy Thompson; David Trapani	24
1981	Tommy Thompson	31
1982	Rick Lockwood	55
1983	**Rick Lockwood**	**67**
1984	Chris Morgan	76
1985	**Walt McConnell**	**72**
1986	**Jeff Distasio**	**82**
1987	**Riccardo Ingram**	**99**
1988	Billy Parham	73
1989	Anthony Maisano	59
1990	**Andy Bruce**	**78**
1991	**Andy Bruce**	**96**
1992	Jason Varitek	52
1993	Jason Varitek	72
1994	**Jay Payton**	***102**
1995	Tucker Barr	70
1996	J.J. Thomas	68
1997	Mark Fischer	98
1998	Heath Honeycutt	71
1999	Mark Teixeira	65
2000	**Jason Basil**	**83**
2001	Jason Basil; Richard Lewis	64
2002	Jeremy Slayden	66
2003	Matt Murton	56
2004	Steven Blackwood	66
2005	Tyler Greene	72
2006	Matt Wieters	71
2007	Matt Wieters	59
2008	Derek Dietrich	66
2009	Tony Plagman	73
2010	Tony Plagman	78
2011	Matt Skole	58
2012	**Jake Davies**	**73**
2013	Zane Evans; Daniel Palka	66
2014	Matt Gonzalez	37
2015	A.J. Murray	51
2016	Matt Gonzalez; Kel Johnson	54
2017	Joey Bart	43
2018	Tristin English	60
2019	Tristin English	71
2020^	Baron Radcliff	17
2021	Justyn-Henry Malloy	43

RUNS SCORED

1951	Bob Lusk	33
1952	Vaughn Dyer	22
1953	Jimmy Rogers; Chappell Rhino	13
1954	Bobby McCauley	26
1955	Lane Akers	33
1956	Johnny Menger	25
1957	Lane Akers	29
1958	Doug Veazey	19
1959	Doug Veazey	27
1960	George Inman	29
196l	Billy Williamson	20
1962	Doug Cook	19
1963	Mickey Carmack; Richard Conliff	14
1964	Jimmy Adams	16
1965	Randy Carroll	24
1966	Randy Carroll	21
1967	W.J. Blane	23
1968	Phil Caldwell; Floyd Harris; Ronnie King	27
1969	Bobby Gibson	31
1970	Dennis Davis	17
1971	Brannon Bonifay	36
1972	Larry Elliott	36
1973	Dick Steed	19
1974	Cam Bonifay	42
1975	Frank Turner	34
1976	Bert Kizer	30
1977	Bert Kizer	37
1978	Doug Ibele	38
1979	Doug Ibele	41
1980	Tommy Thompson	23
1981	Todd Moore	36
1982	Gary Newsom	49
1983	**Scott Jordan**	**68**
1984	**Scott Jordan**	**75**
1985	**Scott Jordan**	**77**
1986	Frank Bolick	72
1987	**Riccardo Ingram**	**93**
1988	Ty Griffin	81
1989	**Darren Bragg**	**74**
1990	Carlton Fleming	67
1991	**Darren Bragg**	**86**
1992	Carlton Fleming	67
1993	**Jason Varitek**	**78**
1994	Nomar Garciaparra	92
1995	Ryan Ritter	76
1996	J.J. Thomas	67
1997	Mark Fischer; Adam Leggett	75
1998	Heath Honeycutt	70
1999	Mark Teixeira	61
2000	**Mark Teixeira**	***103**
2001	Richard Lewis	77
2002	Jeremy Slayden	74
2003	Matt Murton	64
2004	Eric Patterson	76
2005	Tyler Greene	76
2006	Jeff Kindel	77
2007	Danny Payne	68
2008	Charlie Blackmon	68
2009	Jeff Rowland	66
2010	Jeff Rowland	75
2011	Kyle Wren	57
2012	Brandon Thomas	57
2013	Daniel Palka	55
2014	Daniel Spingola	45
2015	A.J. Murray	49
2016	Connor Justus	62
2017	Wade Bailey	63
2018	Joey Bart	55
2019	Michael Guldberg	61
2020^	Michael Guldberg	15
2021	Justyn-Henry Malloy	53

BASE HITS

1951	Bob Lusk	46
1952	Vaughn Dyer	23
1953	Jimmy Rogers	23
1954	Bobby McCauley	35
1955	Lane Akers	35
1956	Lane Akers; Johnny Menger	26
1957	Lane Akers; Bobby Dover	38
1958	Earl Moore	25
1959	Roger Kaiser	41
1960	Bobby Dews	35
1961	Roger Kaiser	29
1962	John Gher	29
1963	Richard Conliff	26
1964	Jimmy Adams	24
1965	Randy Carroll	44
1966	Randy Carroll	36
1967	Donnie Noggle	37
1968	Ted Tomasovich	43
1969	Bobby Gibson	36
1970	Larry Elliott	26
1971	Larry Elliott	59
1972	Larry Elliott	42
1973	Randy Rhino	37
1974	Randy Brown	49
1975	Frank Turner	44
1976	Jim Giuliani; Bert Kizer	45
1977	Bert Kizer	45
1978	Tommy Thompson; Doug Ibele	41
1979	Tommy Thompson; Doug Ibele	52
1980	Gary Newsom	31
1981	Rick Lockwood	51
1982	Rick Lockwood	66
1983	Scott Jordan	74
1984	Scott Jordan	84
1985	Scott Jordan	94
1986	Keith Kerver	100
1987	Riccardo Ingram	101
1988	Ty Griffin	90
1989	Andy Bruce	86
1990	Andy Bruce	97
1991	Carlton Fleming	92
1992	Carlton Fleming	89
1993	Jason Varitek	92
1994	Jay Payton	*129
1995	Ryan Ritter	98
1996	Mark Fischer	104
1997	Mark Fischer/ Adam Leggett	91
1998	Heath Honeycutt	95
1999	Mark Teixeira	87
2000	Richard Lewis	109
2001	Victor Menocal	102
2002	Victor Menocal	104
2003	Matt Murton	74
2004	Steven Blackwood	92
2005	Wes Hodges	106
2006	Jeff Kindel; Matt Wieters	92
2007	Danny Payne	81
2008	Charlie Blackmon	99
2009	Tony Plagman	87
2010	Chase Burnette	85
2011	Kyle Wren	90
2012	Sam Dove	86
2013	Kyle Wren	98
2014	**Daniel Spingola**	**82**
2015	Matt Gonzalez	63
2016	Matt Gonzalez	93
2017	Wade Bailey	82
2018	Joey Bart	79
2019	Michael Guldberg	78
2020^	Michael Guldberg	27
2021	Luke Waddell	71

AT BATS

1951	Chappell Rhino	104
1952	Charlie Brannon	85
1953	Chappell Rhino	86
1954	Lane Akers	89
1955	Lane Akers	99
1956	Johnny Menger	98
1957	Bobby Dover	115
1958	Doug Veazey	90
1959	Jerry Meyer	116
1960	Bobby Dews	116
1961	Roger Kaiser	95
1962	Billy Williamson	93
1963	Billy Williamson	104
1964	Jimmy Adams	94
1965	Randy Carroll	117
1966	Randy Carroll	109
1967	Ken Bonifay; Roy Jarrett	127
1968	Floyd Harris	136
1969	Floyd Harris	118
1970	Larry Elliott	96
1971	Dick Steed	151
1972	Dick Steed	129
1973	Randy Brown	104
1974	Randy Brown	148
1975	Frank Turner	117
1976	Bert Kizer	139
1977	Steve Davison	135
1978	Steve Davison	118
1979	Steve Davison	132
1980	Gary Newsom	103
1981	Todd Moore	165
1982	Gary Newsom	185
1983	Scott Jordan; Rick Lockwood	201
1984	Pete Geist	225
1985	Carl Sitler	240
1986	Keith Kerver	272
1987	Mike Fowler	259
1988	Billy Parham	264
1989	Andy Bruce	257
1990	Andy Bruce	267
1991	Anthony Byrd	285
1992	Carlton Fleming	249
1993	Jay Payton	240
1994	Jay Payton	*297
1995	Ryan Ritter	256
1996	Jay Hood	268
1997	Adam Leggett	267
1998	Heath Honeycutt	258
1999	Mark Teixeira	225
2000	Victor Menocal	280
2001	Victor Menocal	268
2002	Victor Menocal	282
2003	Eric Patterson	248
2004	Eric Patterson	264
2005	Tyler Greene	269
2006	Jeff Kindel	273
2007	Danny Payne	219
2008	Charlie Blackmon	250
2009	Jeff Rowland	247
2010	Chase Burnette	250
2011	Kyle Wren	265
2012	Kyle Wren	258
2013	Kyle Wren	272
2014	Daniel Spingola	257
2015	Matt Gonzalez	221
2016	Wade Bailey	255
2017	Wade Bailey	236
2018	Wade Bailey	230
2019	Colin Hall	241
2020^	Michael Guldberg	60
2021	Luke Waddell	230
	Kevin Parada	220

YEAR-BY-YEAR BATTING LEADERS

STOLEN BASES

1953	Bob Hudson; Larry Morris; Bobby McCauley	2
1954	Bobby McCauley	8
1955	Larry Morris	9
1956	Johnny Menger; Toppy Vann	4
1957	Bobby Dover	9
1958	Four Players	1
1959	Jerry Meyer; Mike Thomas	5
1960	Bobby Dews	8
1961	Billy Williamson; Roger Kaiser	4
1962	John Gher	9
1963	Bob Sheridan	3
1964	Jimmy Adams	7
1965	Jimmy Adams	9
1966	Roy Jarrett; Ken Bonifay	4
1967	Glenn Rea	9
1968-72	(Not Available)	
1973	Randy Rhino	19
1974	Randy Rhino	23
1975	Randy Rhino	12
1976	Steve Davison	5
1977	Steve Davison	7
1978	Steve Davison	7
1979	Steve Davison	6
1980	Larry Maurer	13
1981	Larry Maurer; Gary Newsom	11
1982	Gary Newsom	16
1983	**Scott Jordan**	**36**
1984	Scott Jordan	31
1985	Scott Jordan	40
1986	**Ty Griffin**	***50**
1987	**Ty Griffin**	**39**
1988	**Ty Griffin**	**38**
1989	Tom Green	21
1990	Carlton Fleming	18
1991	**Anthony Byrd**	**35**
1992	Nomar Garciaparra	25
1993	Michael Smith	24
1994	Nomar Garciaparra	33
1995	Ryan Ritter	6
1996	Adam Leggett	15
1997	Adam Leggett	18
1998	Heath Honeycutt	13
1999	Matthew Boggs	14
2000	Mark Teixeira	13
2001	Richard Lewis	11
2002	Eric Patterson	41
2003	Eric Patterson	35
2004	**Eric Patterson**	**48**
2005	Tyler Greene	31
2006	Danny Payne	20
2007	Danny Payne	20
2008	Charlie Blackmon	25
2009	Jeff Rowland	21
2010	Jeff Rowland	13
2011	Brandon Thomas	19
2012	Brandon Thomas	16
2013	Kyle Wren	28
2014	Daniel Spingola	15
2015	Thomas Smith; Matt Gonzalez	10
2016	Matt Gonzalez	10
2017	Trevor Craport	8
2018	Wade Bailey	9
2019	Jackson Webb	13
2020^	Michael Guldberg	3
	Jackson Webb	3
2021	Tres Gonzalez	5
	Jake Deleo	5
	Austin Wilhite	5
	Luke Waddell	5

DOUBLES

1951	Bob Lusk	9
1952	Leon Hardeman	5
1953	Bill Cohen; Chappell Rhino	3
1954	Larry Morris	6
1955	Johnny Menger	7
1956	Dick Gookin	4
1957	Bobby Dover	7
1958	Jack Robertson; Bud Blemker	4
1959	Jerry Meyer	7
1960	Jerry Meyer	5
1961	Roger Kaiser	5
1962	John Gher; Ben Ferguson	5
1963	Mickey Carmack	4
1964	Pete Caldwell; Dick Emerson	3
1965	Randy Carroll	7
1966	W.J. Blane	9
1967	Donnie Noggle	7
1968	Ted Tomasovich	9
1969	Lloyd Harris; Bobby Gibson; Floyd Harris	6
1970	Dennis Davis	4
1971	Larry Elliott	12
1972	Dick Steed	11
1973	Jack Helinger	9
1974	Bert Kizer	12
1975	Frank Turner; Jim Giuliani	9
1976	Jim Giuliani	22
1977	Bert Kizer	10
1978	Gary Hardie	9
1979	Mike Macon	9
1980	Ray Cooney	8
1981	Todd Moore	10
1982	Rick Lockwood	12
1983	**Rick Lockwood**	**19**
1984	Scott Jordan	17
1985	Pete Geist	19
1986	Mike Fowler	18
1987	**Mike Fowler**	**25**
1988	Pat McGuire	17
1989	Andy Bruce; Marty Durkin; Anthony Maisano	14
1990	Andy Bruce	20
1991	Darren Bragg	21
1992	Jason Varitek	22
1993	Jason Varitek	20
1994	**Jay Payton**	***27**
1995	Scott Byers	25
1996	Mark Fischer	23
1997	Adam Leggett	17
1998	Scott Prather; Jay Hood	21
1999	Mark Teixeira; Jason Basil	18
2000	Jason Basil	25
2001	Victor Menocal	18
2002	Victor Menocal	20
2003	Jeremy Slayden	18
2004	Steven Blackwood	22
2005	Jeff Kindel	23
2006	Matt Wieters; Wes Hodges	20
2007	Danny Payne	20
2008	Luke Murton	25
2009	Tony Plagman	18
2010	Chase Burnette	19
2011	Jacob Esch	23
2012	Daniel Palka	19
2013	Mott Hyde	18
2014	**Matt Gonzalez**	**21**
2015	A.J. Murray	16
2016	Tristin English	21
2017	**Wade Bailey**	**21**
2018	Tristin English	17
2019	Tristin English	20
2020^	Michael Guldberg	5
	Jackson Webb	5
	Colin Hall	5
2021	**Kevin Parada**	**20**

TRIPLES

1951	Dick Harvin	4
1952	Vaughn Dyer	4
1953	Jimmy Rogers; Chappell Rhino	3
1954	Charlie Brannon	3
1955	Bill Cohen; Bobby Dover; Johnny Menger	2
1956	Lane Akers	4
1957	Lane Akers; Ted Thomas	3
1958	Joe Chambers	1
1959	Roger Kaiser; Mike Thomas	4
1960	Bob Sheridan	5
1961	Billy Williamson	4
1962	John Gher	5
1963	Jimmy Adams; Richard Conliff; Bob Sheridan	2
1964	Jimmy Adams	3
1965	Randy Carroll	8
1966	Pete Caldwell	3
1967	Donnie Noggle	7
1968	Ted Tomasovich	6
1969	Lloyd Harris	4
1970	Derrell Parker	3
1971	Brannon Bonifay	5
1972	Ray Giuliani	5
1973	Randy Rhino; Cam Bonifay	4
1974	Randy Brown	4
1975	Randy Rhino	4
1976	Glen Mize	2
1977	Mickey Langley; Steve Davison	3
1978	Doug Ibele	4
1979	Rich Robbins	3
1980	Ray Cooney	4
1981	Rick Lockwood; Todd Moore	3
1982	Gary Newsom	4
1983	**Scott Jordan**	**5**
1984	Pete Geist/Carl Sitler	4
1985	**Steve Newbern**	**9**
1986	Frank Bolick	4
1987	Riccardo Ingram; Carl Sitler; K.G. White	3
1988	**Ty Griffin**	**8**
1989	**Tom Green**	**6**
1990	Andy Bruce	5
1991	Anthony Byrd	7
1992	Michael Smith; Jay Payton	6
1993	**Jay Payton**	***12**
1994	**Nomar Garciaparra**	**11**
1995	Mark Fischer	7
1996	Mark Fischer	5
1997	Mark Fischer	7
1998	Derik Goffena	3
1999	Eric McQueen	1
2000	Mark Teixeira; Brad Stockton	4
2001	Richard Lewis	6
2002	Tyler Parker	4
2003	Jeremy Slayden; Eric Patterson	4
2004	Eric Patterson	5
2005	Tyler Greene	3
2006	Danny Payne; Whit Robbins; Jeff Kindel; Michael Fisher	1
2007	Danny Payne; Luke Murton	3
2008	Charlie Blackmon	3
2009	Derek Dietrich; Jeff Rowland	4
2010	Jeff Rowland	7
2011	Kyle Wren	7
2012	Kyle Wren	6
2013	Kyle Wren	6
2014	**Daniel Spingola**	**8**
2015	Keenan Innis; Brandon Gold	2
2016	Connor Justus	3
2017	Wade Bailey	3
2018	Chase Murray	3
2019	Luke Waddell	3
2020^	Baron Radcliff	2
2021	Colin Hall	2
	Kevin Parada	2



JAY PAYTON *led the Jackets in triples in both 1992 & 1993.*

HOME RUNS

1951	Dick Harvin	4
1952	Vaughn Dyer; Charlie Brannon	2
1953	Bobby McCauley	2
1954	Larry Morris	5
1955	Bobby McCauley	11
1956	Lane Akers; Bobby Dover	3
1957	Earl Moore	5
1958	Earl Moore	4
1959	Roger Kaiser; George Inman	4
1960	George Inman	7
1961	Billy Williamson	2
1962	Mickey Carmack	4
1963	Ron Scharf; Richard Conliff	3
1964	Jimmy Adams	5
1965	Randy Carroll	4
1966	Ken Bonifay	4
1967	Ronnie King	5
1968	Ted Tomasovich; Ronnie King; Phil Cardwell	5
1969	Jim Hargrave	5
1970	Derrell Parker	2
1971	Brannon Bonifay	3
1972	Ray Giuliani; Dick Steed	3
1973	Jack Helinger	5
1974	Jim Stevens	7
1975	Four players	2
1976	Donnie Keener	6
1977	Bert Kizer	8
1978	Tommy Thompson	10
1979	Tommy Thompson	14
1980	Gary Newsom	8
1981	Tommy Thompson	11
1982	Gary Newsom	11
1983	Rick Lockwood	12
1984	Pete Geist	16
1985	Jeff Distasio	13
1986	Jeff Distasio	19
1987	Mike Fowler; Billy Parham	18
1988	Billy Parham	20
1989	Anthony Maisano	12
1990	**Anthony Maisano**	***25**
1991	Andy Bruce	22
1992	Jason Varitek	11
1993	**Jason Varitek**	**22**
1994	Jay Payton	20
1995	Ryan Ritter	20
1996	**J.J. Thomas**	**21**
1997	Mark Fischer	24
1998	Eric McQueen	15
1999	Mark Teixeira	13
2000	**Mark Teixeira**	**18**
2001	Jason Basil; Jason Perry	14
2002	Jeremy Slayden	18
2003	Micah Owings	15
2004	Micah Owings	15
2005	Jeremy Slayden	13
2006	Matt Wieters	15
2007	Matt Wieters	10
2008	Tony Plagman	16
2009	Luke Murton	20
2010	Tony Plagman	21
2011	Daniel Palka	12
2012	Jake Davies	14
2013	**Daniel Palka**	**17**
2014	Mott Hyde; A.J. Murray	4
2015	A.J. Murray	15
2016	Matt Gonzalez; Kel Johnson	11
2017	Joey Bart	13
2018	Joey Bart	16
2019	Kyle McCann	23
2020^	Stephen Reid	5
2021	Drew Compton	13

*Denotes Tech Record;
^16 game season due to Covid-19
Boldface led ACC

TEAM PITCHING RECORDS

INNING PITCHED

Season
619.1 innings 1986

COMPLETE GAMES

Season (most)
18 1991

Season (fewest):
0, five times 2006, 2009, 2014, 2015, 2016

SHUTOUTS

Season (most)
8, three times 1906, 1971, 1997

Most Consecutive
3 1971
3-7 vs. Georgia State, 6-0
3-7 vs. Georgia State, 6-0
3-10 vs. Georgia, 7-0

Most Consecutive Shutout Innings
27 1972
Milligan, 3-28-1972, through Hillsdale, 4-3-1972

Most Consecutive Games Without a Shutout
112 1978-1981
Stetson, 4-1-1978 through Georgia, 5-7-1981

SAVES

Season (most)
18, twice 2006, 2014

Season (fewest)
3, three times 1974, 1975, 1981

EARNED RUN AVERAGE

Season (lowest)
2.60 1973

Season (highest)
8.44 1953

RELIEF APPEARANCES

Season (most)
197 2016

Season (fewest)
21 1967

RUNS ALLOWED

Inning
18 ..... vs. LSU (7th inning), 5-26-1996

Game
29 ..... vs. LSU, 5-26-1996

Season (most)
422 1995

Season (fewest)
85 1970

EARNED RUNS ALLOWED

Inning
18 ..... vs. LSU (7th inning), 5-26-1996

Game
29 ..... vs. LSU, 5-26-1996

Season (most)
350 1995

Season (fewest)
70 1973

HITS ALLOWED

Inning
13 ..... vs. LSU (7th inning), 5-26-1996

Game
25 ..... vs. Clemson, 4-17-1983

Season (most)
660 2006

Season (fewest)
183 1970

HITS PER 9 INNINGS

Season (highest)
11.58 1980
304/236.1 innings

Season (lowest)
7.36 1971
258/315.2 innings

STRIKEOUTS

Game (10 inn.)
20 ..... vs. Vanderbilt, 4-23-2010

Game (9 inn.)
19, twice ..... vs. Earlham, 3-21-1975
vs. Augusta, 4-23-1989

Season (most)
618 1998

Season (fewest)
87 1954

STRIKEOUTS PER 9 INNINGS

Season (highest)
10.00 1998
618/556 innings

Season (lowest)
3.30 1978
95/259.1 innings

HOME RUNS ALLOWED

Game:
7 ..... vs. North Carolina, 4-3-1994

Season (most)
70, twice 1983, 1998

Season (fewest)
4 1970

WALKS

Game
15 ..... vs. Armstrong State, 2-26-1986

Season (most)
416 1986

Season (fewest)
82 1964

WALKS PER 9 INNINGS

Season (highest)
8.03 1961
176/197.1 innings

Season (lowest)
2.54 2002
171/606.2 innings

STRIKEOUT-TO-WALK RATIO

Season (best)
2.90-1 2002
496 strikeouts/171 walks

Season (worst)
0.62-1 1961
109 strikeouts/176 walks

WILD PITCHES

Season (most)
81 1991

HIT BATSMEN

Season (most)
72 2002

INDIVIDUAL PITCHING RECORDS

RELIEF APPEARANCES

Season
45.....Jim Poole, 1988

Career
119, twice.....Jim Poole, 1985-88
.....Chris Myers, 1991-94

INNINGS PITCHED

Game
14.....Henry Collier vs. Georgia, 5-21-1910

Season
143.0.....Brad Rigby, 1994

Career
472.0.....Doug Creek, 1988-91

STRIKEOUTS

Inning
4, three times.....Ed LaFitte (1st) vs. Georgia, 5-19-1906
.....Brad Rigby (7th) vs. Ga. Southern, 5-8-1994
.....Kyle Bakker (1st) vs. Coastal Carolina, 2-22-2002

Game (9 inn.)
19.....Jerry Bass vs. Earlham, 3-21-1975

Game (10 inn.)
19.....Ed LaFitte vs. Mercer, 4-13-1907

Game (11 inn.)
20.....Doc Wilson vs. Vanderbilt, 4-23-1910

EARNED RUN AVERAGE

Season (min. 50 IP)
1.07.....Mike Sorrow, 1971

Career (min. 100 IP)
1.97.....Mike Schisler, 1970-73

EARNED RUNS ALLOWED

Season (fewest - min. 50 IP)
7, twice.....Jerry Owen, 1967
.....Mike Schisler, 1970

Career (fewest - min. 100 IP)
33.....Joe Chambers, 1960-61

RUNS ALLOWED

Season (fewest - min. 50 IP)
8, twice.....Mike Schisler, 1970
.....Sam Clay, 2014

Career (fewest - min. 100 IP)
48.....Larry Livingston, 1970-73

HITS ALLOWED

Season (fewest - min. 50 IP)
27.....Butch Crook, 1966

Career (fewest - min. 100 IP)
54.....Ted Tomasovich, 1966-68

WALKS ALLOWED

Season (fewest - min. 50 IP)
10.....Mike Schisler, 1970

Career (fewest - min. 100 IP)
20.....Joe Chambers, 1960-62

HIT BATSMEN

Game (most)
5.....Eddie Burns vs. USF, 5-6-07

Season (most)
23.....Eddie Burns, 2008

Career (most)
38.....Eddie Burns, 2005-08

WILD PITCHES

Game (most)
4, three times.....John Davis vs. Clemson, 4-13-1988
.....Marc Pisciotta vs. Duke, 4-14-1990
.....Cole Pitts vs. Indiana State, 2-28-2015

Season (most)
21.....Brad Rigby, 1994

Career (most)
55.....Doug Creek, 1988-91

NO HITTERS

NO-HITTERS BY TECH PITCHERS

Pitcher	*Opponent*	*Date*	*Score*	*IP*	*H*	*R*	*ER*	*BB*	*SO*	*Comment*
Jimmy Robinson	Jacksonville	3-23-1965	W, 8-1	9	0	1	1	1	9	Walk, HBP, WP aided in Jacksonville run
Jerry Bass	Earlham	3-21-1975	W, 41-0	9	0	0	0	3	19	Single-game K mark, NCAA record for win margin
Stu Rogers	Ball State	3-1-1983	W, 12-0	7	0	0	0	3	8	Capped three-game sweep
Roger Roddy	E. Tenn. St.	3-24-1987	W, 15-0	7	0	0	0	0	8	Three Tech errors, game called by rain

NO-HITTERS BY OPPOSING PITCHERS

Spencer Love	Vanderbilt	4-25-1907	L, 0-6	9	0	0	0	2	10	None of the 4 GT runners advanced past first base
Tom Philpot	Georgia	5-10-1919	L, 0-8	9	0	0	0	1	6	Only three base runners (HBP, walk, error)
Don Woeltjen	Georgia	5-3-1963	L, 0-5	9	0	0	0	0	11	Only perfect game ever pitched against Tech
Nelson Gibson/Charles Watson	Clemson	5-6-1967	L, 0-3	9	0	0	0	–	–	Tigers committed three errors

CAREER PITCHING LEADERS

WINNING PERCENTAGE

	(Min. 10 wins)	Record	Pct.	Years
1.	Ed LaFitte	18-2	.900	1906-07
2.	Scott Erwin	25-3	.893	1986-89
3.	Mike Schisler	22-3	.880	1970-73
4.	L.J. Yankosky	25-4	.862	1994-98
5.	Al Gogolin	23-4	.852	1992-94
6.	John Horn	11-2	.846	1983-85
7.	Bud Moore	15-3	.833	1966-68
	Philip Perry	10-2	.833	2000-04
	Jared Hyatt	15-3	.833	2004-07
	Andrew Robinson	10-2	.833	2007-10
11.	Brad Rigby	35-8	.814	1992-94
12	Andrew Kown	13-3	.813	2002-04
13.	Kyle Bakker	25-6	.806	2001-03
14.	Deck McGuire	28-7	.800	2008-10
	Mark Pope	24-6	.800	2009-11
16.	Kris Wilson	25-7	.781	1995-97
17.	Chris Goodman	17-5	.773	2002-03
18.	Blake Wood	22-7	.759	2004-06
19.	Craig Day	24-8	.750	1903-06
	Micah Owings	18-6	.750	2003-04
	Lee Hyde	18-6	.750	2004-06

STRIKEOUTS PER 9 INNINGS

	(Min. 100 innings)	K/IP	K/9	Years
1.	Jim Poole	263/188.0	12.59	1985-88
2.	Ed LaFitte	242/189.1	11.50	1906-07
3.	Scott Prather	197/162.1	10.92	1996-98
4.	Brad Rigby	397/339.1	10.53	1992-94
5.	Jed Bradley	254/234.0	10.43	2009-11
6.	Jason Neighborgall	115/101.0	10.25	2003-05
7.	Bud Blemker	257/233.2	9.90	1957-59
8.	Brad Rulon	160/146.2	9.82	2005-08
9.	Chuck Crowder	377/346.2	9.79	1997-99
10.	Cory Vance	328/302.2	9.75	1998-00
11.	Brett Binkley	190/176.0	9.72	1991-93
12.	Deck McGuire	306/291.0	9.46	2008-10
	Brant Hurter	197/187.1	9.46	2018-21
14.	Jared Hyatt	150/144.0	9.37	2004-07
	Marc Pisciotta	275/264.0	9.37	1989-91
16.	Buck Farmer	387/380.1	9.16	2010-13
17.	Mike Sorrow	248/247.1	9.02	1969-72
18.	Andy Archer	141/142.0	8.94	2017-21
19.	Matthew Gorst	103/104.0	8.91	2014-16
20.	Keith Fleming	266/269.2	8.88	1983-86

APPEARANCES

1.	Chris Myers	125	1991-94
2.	Jim Poole	120	1985-88
3.	Brad Rulon	117	2005-08
4.	Jeff Watchko	115	2000-03
5.	Keith Fleming	111	1983-86
6.	Jase Wrigley	103	1995-98
7.	Andrew Robinson	98	2007-10
	Brian Burks	93	2001-04
9.	Dusty Isaacs	89	2011-14
	Zac Ryan	89	2014-17
11.	Brett Binkley	82	1991-93
	Jared Hyatt	82	2004-07
13.	Jared Datoc	77	2015-18
14.	Micah Carpenter	76	2016-19
	Aaron Walker	76	2001-04
16.	Joe Wise	74	1987-90
	Doug Creek	74	1988-91
	Cole Pitts	74	2012-16
19.	George Shirilla	73	1981-85
20.	Chuck Crowder	73	1996-99

EARNED RUN AVERAGE

	(Min. 100 innings)	ER/IP	ERA	Years
1.	Mike Schisler	54/246.2	1.97	1970-73
2.	Gary Steele	41/163.1	2.26	1968-70
3.	Bud Blemker	60/233.2	2.31	1957-59
4.	Mike Sorrow	66/247.1	2.40	1969-72
5.	Bud Moore	48/172.1	2.51	1966-68
6.	Brett Binkley	55/176.0	2.81	1991-93
7.	Brandon Gold	60/191.0	2.83	2014-16
8.	Bill Pridgen	43/136.1	2.84	1971-72
9.	Jeff Payne	41/124.0	2.98	1965-67
10.	Jim Robinson	62/186.1	2.99	1964-66
11.	Mark Pope	73/219.1	3.00	2009-11
12.	Brad Rigby	114/339.1	3.02	1992-94
13.	Phil Hudson	60/175.0	3.09	1967-70
14.	Al Gogolin	89/258.0	3.10	1992-94
15.	Buck Farmer	132/380.1	3.12	2010-13
16.	Jim Poole	68/188.0	3.26	1985-88
17.	Deck McGuire	106/291	3.28	2008-10
18.	Ed Chambless	60/163.1	3.31	1958-60
19.	Matthew Gorst	39/104.0	3.38	2014-16
20.	Jerry Owen	68/180.1	3.39	1967-70

WALKS PER 9 INNINGS

	(Min. 100 innings)	BB/IP	BB/9	Years
1.	Connor Thomas	38/220.1	1.55	2017-19
2.	Chris Goodman	36/168.1	1.92	2002-03
3.	Mark Pope	53/219.1	2.17	2009-11
4.	Kyle Bakker	69/273.0	2.27	2001-03
5.	Brian Burks	75/289.1	2.33	2001-04
6.	Kris Wilson	89/328.2	2.43	1995-97
7.	Bill Pridgen	37/136.1	2.44	1971-72
8.	Eddie Burns	44/153.1	2.58	2005-08
9.	Brandon Gold	56/191.0	2.64	2014-16
10.	Chris Myers	73/246.1	2.67	1991-94
11.	Brant Hurter	56/187.1	2.69	2018-21
12.	Andrew Kown	50/166.0	2.71	2002-04
13.	Jim Robinson	57/186.2	2.75	1964-66
14.	Mike Schisler	76/246.2	2.77	1970-73
15.	Jed Bradley	73/234.0	2.81	2009-11
16.	Blake Wood	79/252.0	2.82	2004-06
17.	Micah Owings	64/201.1	2.86	2003-04
18.	Buck Farmer	121/380.1	2.87	2010-13
19.	David Duncan	87/272.1	2.88	2006-08
20.	Jeff Payne	40/124.0	2.90	1965-67

VICTORIES

1.	Doug Creek	41	1988-91
2.	Brad Rigby	35	1992-94
3.	Buck Farmer	33	2010-13
	Chuck Crowder	33	1996-99
5.	Kevin Brown	28	1984-86
	David Elder	28	1995-97
	Cory Vance	28	1998-00
	Deck McGuire	28	2008-10
9.	Brian Burks	27	2001-04
10.	Roger Kinard	26	1984-87
11.	Marc Pisciotta	25	1989-91
	Scott Erwin	25	1986-89
	Kris Wilson	25	1995-97
	L.J. Yankosky	25	1994-98
	Kyle Bakker	25	2001-03
16.	Craig Day	24	1903-06
	Mark Pope	24	2009-11
18.	Todd Shiver	23	1984-87
	Al Gogolin	23	1992-94
	Brian Burks	23	2002-04

CAREER PITCHING LEADERS

INNINGS PITCHED

1.	Doug Creek	472.0	1988-91
2.	Buck Farmer	380.1	2010-13
3.	Chuck Crowder	346.2	1996-99
4.	Brad Rigby	339.2	1992-94
5.	Kevin Brown	329.0	1984-86
6.	Kris Wilson	328.2	1995-97
7.	Roger Kinard	323.0	1984-87
8.	Jerry Bass	310.0	1974-77
9.	Cory Vance	302.2	1998-00
10.	Stu Rogers	299.1	1981-84
11.	David Elder	292.0	1995-97
12.	Deck McGuire	291.0	2008-10
13.	Brent Colson	290.2	1990-92
14.	Brian Burks	289.1	2001-04
15.	John Davis	283.1	1987-90
16.	Mike Hostetler	282.2	1989-91
17.	Todd Shiver	276.2	1984-87
18.	Kyle Bakker	273.0	2001-03
19.	David Duncan	272.1	2006-08
20.	Keith Fleming	269.2	1983-86

STRIKEOUTS

1.	Doug Creek	458	1988-91
2.	Brad Rigby	397	1992-94
3.	Buck Farmer	387	2010-13
4.	Chuck Crowder	377	1996-99
5.	Cory Vance	328	1998-00
6.	Deck McGuire	306	2008-10
7.	Jerry Bass	294	1974-77
8.	David Elder	283	1995-97
9.	Marc Pisciotta	275	1989-91
10.	Kyle Bakker	274	2001-03
11.	Roger Kinard	272	1984-87
12.	Kris Wilson	270	1995-97
13.	Keith Fleming	266	1983-86
14.	Jim Poole	263	1985-88
15.	Sam Drake	256	1987-89
	Brent Colson	256	1990-92
17.	John Davis	254	1987-90
	Jed Bradley	254	2009-11
19.	Kevin Brown	249	1984-86
20.	Mike Sorrow	248	1969-72

COMPLETE GAMES

1.	Craig Day	20	1903-06
	Bud Blemker	20	1957-79
3.	Jerry Bass	17	1974-77
	Mike Sorrow	17	1969-71
5.	Ed LaFitte	16	1906-07
	Doug Creek	16	1988-91
7.	Kevin Brown	15	1984-86
8.	Mike Schisler	12	1970-73
	Mike Hostetler	12	1989-91
10.	Ed Chambless	11	1958-60
	Solomon	11	1903
	DeWitt Poole	11	1904
13.	Stu Rogers	10	1981-84
	Phil Hudson	10	1967-70
	Bob Patton	10	1954-57
16.	Danny McGregor	9	1954-57
17.	Roger Kinard	8	1984-87
	Cory Vance	8	1998-00
19.	Scott Erwin	7	1986-89
	Al Gogolin	7	1992-94
	Chuck Crowder	7	1996-99



JIM POOLE'S *22 career saves stand as a school record.*

SAVES

1.	Jim Poole	22	1985-88
2.	Keith Fleming	21	1983-86
3.	Chris Myers	20	1991-94
4.	Jeff Watchko	19	2000-03
5.	Brett Binkley	18	1991-93
6.	Tucker Barr	17	1994-96
7.	Matt Wieters	16	2005-07
8.	Zac Ryan	14	2014-17
9.	Brian Burks	13	2001-04
	Matthew Gorst	13	2014-16
11.	Mike Hostetler	12	1989-91
	Luke Bard	12	2010-12
13.	Brad Rulon	11	2005-08
14.	Zane Evans	10	2011-13
	Andrew Robinson	10	2007-10
16.	Jase Wrigley	9	1995-98
	Chris Hicks	9	2006-08
	Mark Pope	9	2009-11
19.	Sam Clay	8	2013-14
20.	Andy Mitchell	7	1998-01
	Dusty Isaacs	7	2011-14

SHUTOUTS

1.	Mark Pope	4	2009-11
2.	Bill Pridgen	3	1971-72
	Jerry Bass	3	1974-77
	Stu Rogers	3	1980-84
	Chuck Crowder	3	1996-99
6.	Connor Thomas	2	2017-19
	Mike Schisler	2	1970-73
	Doug Creek	2	1988-91
	Al Gogolin	2	1992-94
	Kris Wilson	2	1995-97
	Kyle Bakker	2	2001-03

SEASON PITCHING LEADERS

WINNING PERCENTAGE

	(Min. 5 wins)	Record	Pct.	Year
1.	Scott Erwin	13-0	1.000	1988
2.	Mike Schisler	9-0	1.000	1973
3.	Bud Blemker	8-0	1.000	1957
	Mike Schisler	8-0	1.000	1971
5.	Lee Hyde	6-0	1.000	2006
6.	John Horn	5-0	1.000	1984
	Brad Rulon	5-0	1.000	2006
8.	Brad Rigby	13-1	.929	1993
9.	L.J. Yankosky	11-1	.917	1998
	Jeff Watchko	11-1	.917	2002
11.	Andrew Kown	10-1	.909	2004
	Blake Wood	10-1	.909	2005
13.	Zac Ryan	9-1	.900	2015
14.	Bill Pridgen	8-1	.889	1971
	Al Gogolin	8-1	.889	1993
	Jared Hyatt	8-1	.889	2007
	Deck McGuire	8-1	.889	2008
	Mark Pope	8-1	.889	2010
19.	Bud Moore	7-1	.875	1967
	Jerry Bass	7-1	.875	1974
	Matt Saier	7-1	.875	1995
	Ben Parr	7-1	.875	2016

STRIKEOUTS PER 9 INNINGS

	(Min. 50 innings)	K/IP	K/9	Year
1.	Jim Poole	113/71.0	14.32	1988
2.	Jason Neighborgall	72/53.0	12.22	2005
3.	Brad Rigby	132/98.2	12.04	1993
4.	Keith Fleming	91/70.1	11.64	1986
5.	Brad Rigby	184/143.0	11.58	1994
6.	Ed LaFitte	97/75.2	11.54	1907
7.	Ed LaFitte	145/113.2	11.48	1906
8.	Cory Vance	102/80.0	11.475	1998
9.	Bud Blemker	121/95.0	11.46	1959
10.	Jim Poole	90/71.0	11.41	1987
11.	Scott Prather	98/77.2	11.36	1998
12.	Buck Hall	83/67.0	11.15	1993
13.	Doc Wilson	94/76.0	11.13	1910
14.	Brett Binkley	69/58.0	10.71	1993
15.	Deck McGuire	118/100.1	10.59	2009
16.	Butch Crook	61/52.0	10.56	1966
17.	Marc Pisciotta	74/63.2	10.46	1990
18.	David Elder	123/106.1	10.41	1996
19.	Sam Drake	82/72.1	10.20	1989
20.	Kyle Schmidt	80/71.2	10.05	2002

APPEARANCES

1.	Jim Poole	45	1988
2.	Brett Binkley	39	1993
	Chris Myers	39	1993
4.	Jim Poole	38	1987
5.	Brad Rulon	37	2006
6.	Keith Fleming	36	1986
7.	Brad Rulon	34	2008
8.	Mike Hostetler	33	1989
	Andrew Robinson	33	2008
10.	Jared Datoc	32	2017
	Zach Brewster	32	2009
	Chris Myers	32	1992
13.	Jim Poole	31	1986
	Jeff Watchko	31	2001
	Sam Clay	31	2014
16.	Marc Pisciotta	30	1990
	Jase Wrigley	30	1998
	Jordan Crews	30	2005
	Alex Cruz	30	2012
20.	Shane McGill	29	1994
	Jeff Watchko	29	2002
	Jeff Watchko	29	2003
	Brad Rulon	29	2007
	Jared Hyatt	29	2007
	Dusty Isaacs	29	2014

EARNED RUN AVERAGE

	(Min. 36 innings)	ER/IP	ERA	Year
1.	Matthew Gorst	3/49.0	0.55	2016
2.	Mike Sorrow	10/84.0	1.07	1971
3.	Sam Clay	8/57.0	1.26	2014
4.	Mike Schisler	13/86.1	1.355	1973
5.	Bud Blemker	11/72.2	1.362	1957
6.	Jerry Priestley	8/42.0	1.71	1966
7.	Mike Schisler	7/36.2	1.72	1970
8.	Mark Pope	22/113.2	1.74	2011
9.	Bud Moore	16/81.1	1.77	1967
10.	Gary Steele	12/60.2	1.78	1969
11.	Brett Binkley	18/90.0	1.80	1992
12.	Mike Sorrow	12/59.0	1.831	1969
13.	Alex Cruz	15/72.2	1.832	2012
14.	Jeff Payne	14/68.2	1.835	1967
15.	Chris Myers	17/80.2	1.90	1993
16.	Dusty Isaacs	13/61.0	1.92	2014
17.	Jim Poole	16/71.0	2.03	1988
18.	Phil Hudson	22/94.0	2.106	1968
19.	Jim Robinson	15/64.0	2.109	1966
20.	Bill Pridgen	16/65.2	2.193	1971

WALKS PER 9 INNINGS

	(Min. 50 innings)	BB/IP	BB/9	Year
1.	Connor Thomas	10/97.0	0.93	2018
2.	Mark Pope	13/78.2	1.49	2010
3.	Connor Thomas	19/113.0	1.51	2019
4.	Kyle Bakker	24/134.2	1.60	2002
5.	Chris Myers	15/80.2	1.67	1993
6.	Chris Goodman	16/81.2	1.76	2002
7.	Ryan Turner	15/75.2	1.78	2007
8.	Jeff Watchko	19/89.2	1.91	2002
	Mark Pope	24/113.2	1.91	2011
10.	Jeff Payne	15/68.2	1.97	1967
11.	Mike Schisler	19/86.1	1.98	1973
12.	Brant Hurter	19/85.1	2.00	2021
13.	Blake Wood	24/106.1	2.03	2005
14.	Brian Burks	13/57.1	2.04	2003
15.	Bill Pridgen	15/65.2	2.06	1971
16.	Chis Goodman	20/86.2	2.08	2003
17.	Chris Myers	13/55.0	2.13	1992
18.	Micah Owings	21/88.0	2.15	2003
19.	Eddie Burns	17/70.1	2.18	2007
20.	Brian Burks	23/94.1	2.194	2004
21.	Kris Wilson	24/98.1	2.197	1996
22.	Brian Burks	25/102.1	2.199	2002

VICTORIES

1.	Brad Rigby	14	1994
2.	Scott Erwin	13	1988
	Marc Pisciotta	13	1991
	Brad Rigby	13	1993
	Cory Vance	13	2000
	Kyle Bakker	13	2002
7.	Ed LaFitte	12	1906
	Roger Kinard	12	1987
	Mike Hostetler	12	1990
	Al Gogolin	12	1994
	Kris Wilson	12	1997
	Chuck Crowder	12	1998
13.	Kevin Brown	11	1986
	Craig Day	11	1905
	Sam Drake	11	1987
	Doug Creek	11	1990
	Doug Creek	11	1991
	Brent Colson	11	1992
	Buck Farmer	11	2011
	Deck McGuire	11	2009
	Mark Pope	11	2011
	L.J. Yankosky	11	1998
	Jeff Watchko	11	2002
	Blake Wood	11	2006

SEASON PITCHING LEADERS

INNINGS PITCHED

1.	Brad Rigby	143.0	1994
2.	Al Gogolin	139.1	1994
3.	Kevin Brown	137.0	1985
4.	Doug Creek	136.2	1991
5.	Kevin Brown	136.0	1986
6.	Kyle Bakker	134.2	2002
7.	Mike Hostetler	130.1	1990
8.	Roger Kinard	130.0	1987
9.	Doug Creek	126.0	1990
10.	Chuck Crowder	124.2	1998
11.	Marc Pisciotta	122.1	1991
12.	Jerry Bass	119.2	1977
13.	Cory Vance	119.0	2000
14.	Brent Colson	118.2	1992
15.	Kris Wilson	118.1	1997
16.	David Albert	117.2	1992
17.	Chuck Crowder	117.0	1999
18.	Doug Creek	115.1	1989
19.	Blake Wood	114.2	2006
20.	Scott Erwin	114.0	1988

STRIKEOUTS

1.	Brad Rigby	184	1994
2.	Ed LaFitte	145	1906
3.	Chuck Crowder	133	1998
4.	Brad Rigby	132	1993
5.	Chuck Crowder	130	1999
6.	Doug Creek	128	1991
7.	Doug Creek	126	1990
8.	Marc Pisciotta	124	1991
	Al Gogolin	124	1994
10.	David Elder	123	1996
	Cory Vance	123	2000
12.	Buck Farmer	122	2013
	Kevin Brown	122	1986
14.	Jerry Bass	121	1977
	Bud Blemker	121	1959
16.	Deck McGuire	118	2009
	Deck McGuire	118	2010
18.	Doug Creek	116	1989
19.	Kyle Bakker	115	2002
	Buck Farmer	115	2012

COMPLETE GAMES

1.	Craig Day	12	1905
2.	Solomon	11	1903
	DeWitt Poole	11	1904
	Ed LaFitte	11	1906
5.	Jerry Bass	10	1977
6.	Craig Day	9	1906
	Bud Blemker	9	1959
8.	Doc Wilson	8	1910
	Bud Moore	8	1967
	Kevin Brown	8	1985
11.	Craig Day	7	1904
	Henry Collier	7	1910
	Phil Hudson	7	1968
	Mike Schisler	7	1973
	Doug Creek	7	1990
16.	Scroup Enloe	6	1925
	Snead	6	1925
	Bud Blemker	6	1957
	Bill Pridgen	6	1972
	Mike Hostetler	6	1990
	Mike Hostetler	6	1991
	David Albert	6	1992

SAVES

1.	Brett Binkley	14	1993
2.	Tucker Barr	12	1995
	Matthew Gorst	12	2016
4.	Mike Hostetler	11	1989
5.	Jim Poole	10	1987
6.	Jim Poole	9	1988
	Chris Hicks	9	2008
8.	Keith Fleming	8	1986
	Chris Myers	8	1992
	Mark Pope	8	2009
	Brian Burks	8	2003
	Andrew Robinson	8	2010
	Luke Bard	8	2011
	Sam Clay	8	2014
15.	Keith Fleming	7	1984
	Chris Myers	7	1994
	Matt Wieters	7	2006
	Brad Rulon	7	2008
	Zane Evans	7	2012
	Dusty Isaacs	7	2014
	Zac Ryan	7	2015
	Luke Bartnicki	7	2021



KEVIN BROWN *pitched Georgia Tech to ACC Championships in 1985, 1986 and 1987.*

YEAR-BY-YEAR PITCHING LEADERS

STRIKEOUTS

1953 Dave Redford 44
1954 Bob Patton 26
1955 Danny McGregor 35
1956 Bob Patton 32
1957 Bud Blemker 72
1958 Bud Blemker 66
1959 Bud Blemker 121
1960 Ed Chambless 73
1961 Harry Davis 32
1962 Don Shi 38
1963 Ron Scharf 37
1964 Jimmy Robinson 36
1965 Jimmy Robinson 49
1966 Butch Crook 61
1967 Jeff Payne 74
1968 Phil Hudson 80
1969 Mike Sorrow 55
1970 Mike Schisler 42
1971 Mike Sorrow 93
1972 Mike Sorrow 74
1973 Mike Schisler 69
1974 Jerry Bass 42
1975 Jerry Bass 66
1976 Rodney Hudlow 79
1977 Jerry Bass 121
1978 Bart Campbell 30
1979 Jim Thorsten 29
1980 Mike Gentry 26
1981 Richard O'Brien 48
1982 John Jett 57
1983 Stu Rogers 72
1984 Keith Fleming;
Stu Rogers 44
1985 Kevin Brown 95
1986 Kevin Brown 122
1987 Roger Kinard 111
1988 Jim Poole 113
1989 Doug Creek 116
1990 Doug Creek 126
1991 Doug Creek 128
1992 Brent Colson 105
1993 Brad Rigby 132
1994 Brad Rigby *184
1995 Kris Wilson 101
1996 David Elder 123
1997 Kris Wilson 103
1998 Chuck Crowder 133
1999 Chuck Crowder 130
2000 Cory Vance 123
2001 Steve Kelly 93
2002 Kyle Bakker 115
2003 Kyle Bakker 80
2004 Micah Owings 112
2005 Blake Wood 74
2006 Blake Wood 95
2007 David Duncan 86
2008 David Duncan 74
2009 Deck McGuire 118
2010 Deck McGuire 118
2011 Jed Bradley
Buck Farmer 106
2012 Buck Farmer 115
2013 Buck Farmer 122
2014 Sam Clay
Josh Heddinger 64
2015 Brandon Gold 71
2016 Brandon Gold 81
2017 Xzavion Curry 74
2018 Connor Thomas 106
2019 Connor Thomas 103
2020^ Cort Roedig 23
2021 Brant Hurter 83

STRIKEOUTS PER 9 INN.

1953 Dave Redford 6.71
1954 Dave Redford 4.44
1955 Danny McGregor 5.00
1956 Bob Patton 6.22
1957 Bud Blemker 8.92
1958 Bud Blemker 9.00
1959 Bud Blemker 11.46
1960 Ed Chambless 9.43
1961 John Hawkins 4.75
1962 Don Shi 8.42
1963 Don Shi 7.14
1964 Jimmy Robinson 5.04
1965 Larry Zimmer 8.26
1966 Butch Crook 10.56
1967 Jeff Payne 9.77
1968 Phil Hudson 7.66
1969 Mike Sorrow 8.39
1970 Mike Schisler 10.31
1971 Mike Sorrow 9.96
1972 Mike Sorrow 8.46
1973 Greg Baldwin 7.27
1974 Jerry Bass 6.83
1975 Jerry Bass 8.57
1976 Jerry Bass 8.91
1977 Jerry Bass 9.10
1978 Bart Campbell 6.98
1979 Steve Davison 7.46
1980 Eric Perry 5.32
1981 Stu Rogers 6.79
1982 Alan Walker 7.88
1983 Keith Fleming 8.87
1984 Keith Fleming 8.88
1985 John Stewart 11.57
1986 Jim Poole 11.77
1987 Jim Poole 11.41
1988 Jim Poole 14.32
1989 Sam Drake 10.20
1990 Marc Pisciotta 10.46
1991 Marc Pisciotta 9.12
1992 Brett Binkley 8.90
1993 Brad Rigby 12.04
1994 Brad Rigby 11.58
1995 Tucker Barr 13.02
1996 Scott Prather 11.37
1997 Rich Thieme 9.87
1998 Cory Vance 11.47
1999 Chuck Crowder 10.00
2000 Cory Vance 9.30
2001 Kyle Bakker 9.73
2002 Kyle Schmidt 10.05
2003 Brian Burks 7.85
2004 Micah Owings 8.89
2005 Jason Neighborgall 12.2
2006 Matt Wieters 9.95
2007 Danny Payne 11.15
2008 Brad Rulon 10.90
2009 Deck McGuire 10.59
2010 Jed Bradley 9.78
2011 Jed Bradley 9.74
2012 Buck Farmer 9.75
2013 Buck Farmer 9.71
2014 Sam Clay 10.10
2015 Zac Ryan 7.55
2016 Matthew Gorst 10.10
2017 Zac Ryan 8.22
2018 Connor Thomas 10.6
2019 Connor Thomas 8.2
2020^ Cort Roedig 11.1
2021 Zach Maxwell *15.75

WALKS PER 9 INN.

1953 Chappell Rhino 2.70
1954 Bob Patton 2.70
1955 Danny McGregor 3.29
1956 Bob Patton 3.11
1957 Bob Patton 2.84
1958 Bud Blemker 4.23
1959 Ed Chambless 4.06
1960 Joe Chambers 2.25
1961 Harry Davis 8.66
1962 Frank Hall 3.58
1963 Ivan Entrekin 3.49
1964 Jimmy Robinson 2.80
1965 Jimmy Robinson 2.79
1966 Jimmy Robinson 2.67
1967 Jeff Payne 1.97
1968 Gary Steele 3.21
1969 Mike Sorrow 2.90
1970 Mike Schisler 2.45
1971 Bill Pridgen 2.06
1972 Bill Pridgen 2.10
1973 Mike Schisler 1.98
1974 James Beavers 3.89
1975 Jerry Bass 3.63
1976 Jerry Bass 3.97
1977 Jerry Bass 3.76
1978 David Middour 2.89
1979 Jim Thorsten 3.96
1980 Mike Gentry 3.84
1981 Eric Perry 3.15
1982 Stu Rogers 2.63
1983 Stu Rogers 3.77
1984 Stu Rogers 3.34
1985 Kevin Brown 2.96
1986 Keith Fleming 3.46
1987 Jim Poole 4.06
1988 John Davis 2.77
1989 Mike Hostetler 3.83
1990 Mike Hostetler 2.55
1991 Mike Hostetler 3.32
1992 Chris Myers 2.13
1993 Chris Myers 1.67
1994 Tucker Barr 2.37
1995 Tucker Barr 0.48
1996 Kris Wilson 2.20
1997 Kris Wilson 2.28
1998 L.J. Yankosky 3.41
1999 Simon Young 3.02
2000 Cory Vance 2.72
2001 Kyle Bakker 1.79
2002 Kyle Bakker 1.60
2003 Brian Burks 2.04
2004 Brian Burks 2.19
2005 Blake Wood 2.03
2006 David Duncan 3.13
2007 Ryan Turner 1.78
2008 Eddie Burns 2.64
2009 Brandon Cumpton 3.08
2010 Mark Pope 1.49
2011 Mark Pope 1.91
2012 Alex Cruz 2.82
2013 Buck Farmer 2.79
2014 Devin Stanton 2.59
2015 Jonathan King 2.45
2016 Brandon Gold 2.65
2017 Jake Lee 3.31
2018 Connor Thomas *0.93
2019 Connor Thomas 1.51
2020^ Jonathan Hughes 2.50
2021 Brant Hurter 2.00

WINS

1951 Herb Bradshaw;
Chappell Rhino 4
1952 Chappell Rhino 3
1953 Chappell Rhino 5
1954 Bob Patton 6
1955 Danny McGregor 5
1956 Burton Grant 4
1957 Bud Blemker 8
1958 Ed Chambless; . . . . . .
Jim Towery 2
1959 Bud Blemker 9
1960 Eddie Chambless 5
1961 Mike Tomasovich;
Harry Davis 2
1962 Mike Tomasovich 4
1963 Ron Scharf;
Jimmy Tumlin 3
1964 Ron Scharf 4
1965 Jimmy Robinson 6
1966 Jerry Priestley 4
1967 Bud Moore 7
1968 Phil Hudson 6
1969 David Vittur;
Phil Hudson;
Mike Sorrow 4
1970 Jerry Owen 5
1971 Bill Pridgen;
Mike Schisler 8
1972 Mike Sorrow 6
1973 Mike Schisler 9
1974 Jerry Bass 7
1975 Jerry Bass;
Gene Beal 3
1976 Rodney Hudlow 5
1977 Jerry Bass 10
1978 David Middour 6
1979 Jim Thorsten 5
1980 Mike Gentry 3
1981 Eric Perry 4
1982 Stu Rogers;
Richard O'Brien;
John Jett;
Alan Walker 5
1983 Stu Rogers 9
1984 Kevin Brown 7
1985 Kevin Brown;
Keith Fleming 10
1986 Kevin Brown 11
1987 Roger Kinard 12
1988 Scott Erwin 13
1989 Doug Creek 10
1990 Mike Hostetler 12
1991 Marc Pisciotta 13
1992 Brent Colson 11
1993 Brad Rigby 13
1994 Brad Rigby *14
1995 David Elder 10
1996 Chuck Crowder 10
1997 Kris Wilson 12
1998 Chuck Crowder 12
1999 Chuck Crowder 10
2000 Cory Vance 13
2001 Rhett Parrott 9
2002 Kyle Bakker 13
2003 Micah Owings;
Chris Goodman 9
2004 Andrew Kown 10
2005 Blake Wood 10
2006 Blake Wood 11
2007 Jared Hyatt 8
2008 Deck McGuire 8
2009 Deck McGuire 11
2010 Jed Bradley;
Brandon Cumpton;
Deck McGuire 9
2011 Mark Pope;
Buck Farmer 11
2012 Buck Farmer;
Alex Cruz 8
2013 Buck Farmer 9
2014 Dusty Isaacs 8
2015 Zac Ryan 9
2016 Brandon Gold 9
2017 Xzavion Curry;
Jared Datoc 6
2018 Xzavion Curry 8
2019 Jonathan Hughes
Connor Thomas 9
2020^ Dalton Smith 3
2021 Brant Hurter 5
Andy Archer 5

YEAR-BY-YEAR PITCHING LEADERS / DEFENSIVE RECORDS

INNINGS PITCHED

1953 Dave Redford 59
1954 Bob Patton 73.1
1955 Danny McGregor 63
1956 Danny McGregor 51.1
1957 Bud Blemker 72.2
1958 Bud Blemker 66
1959 Bud Blemker 95
1960 Ed Chambless 69.2
1961 Harry Davis 62.1
1962 Frank Hall 78
1963 Ron Scharf 60
1964 Jimmy Robinson 64.1
1965 Jimmy Robinson 58
1966 Jimmy Robinson 64
1967 Bud Moore 81.1
1968 Phil Hudson 94
1969 Gary Steele 60.2
1970 Jerry Owen 56
1971 Mike Sorrow 84
1972 Mike Sorrow 78.2
1973 Mike Schisler 86.1
1974 James Beavers 71.2
1975 Jerry Bass 69.1
1976 Rodney Hudlow 91.1
1977 Jerry Bass 119.2
1978 David Middour 84
1979 Danny Suarez 62
1980 Mike Gentry 63.1
1981 Richard O'Brien 68.1
1982 John Jett 84.2
1983 Stu Rogers 105
1984 Stu Rogers 72.2
1985 Kevin Brown 137
1986 Kevin Brown 136
1987 Roger Kinard 130
1988 Scott Erwin 114
1989 Doug Creek 115.1
1990 Mike Hostetler 130.1
1991 Doug Creek 136.2
1992 Brent Colson 118.2
1993 Brad Rigby 98.2
1994 Brad Rigby *143
1995 Kris Wilson 112
1996 David Elder 106.1
1997 Kris Wilson 118.1
1998 Chuck Crowder 124.2
1999 Chuck Crowder 117
2000 Cory Vance 119
2001 Steve Kelly 112.2
2002 Kyle Bakker 134.2
2003 Kyle Bakker 93
2004 Micah Owings 113.1
2005 Blake Wood 106.1
2006 Blake Wood 114.2
2007 David Duncan 104
2008 David Duncan 96.1
2009 Deck McGuire 100.1
2010 Deck McGuire 112.2
2011 Mark Pope 113.2
2012 Buck Farmer 106.2
2013 Buck Farmer 113.1
2014 Josh Heddinger 82.1
2015 Jonathan King 92.0
2016 Brandon Gold 105.1
2017 Xzavion Curry 82.2
2018 Connor Thomas 97.0
2019 Connor Thomas 113.0
2020^ Jonathan Hughes 21.2
2021 Brant Hurter 85.1

EARNED RUN AVERAGE

1957 Bud Blemker 1.36
1958 Bud Blemker 3.41
1959 Bud Blemker 2.28
1960 Ed Chambless 2.84
1961 Mike Tomasovich 2.56
1962 Frank Hall 4.61
1963 Ron Scharf 3.90
1964 Ron Scharf 2.48
1965 Jimmy Robinson 2.33
1966 Jerry Priestley 1.71
1967 Bud Moore 1.78
1968 Phil Hudson 2.14
1969 David Vittur 1.53
1970 Mike Schisler 1.72
1971 Mike Sorrow *1.07
1972 Mike Schisler 2.41
1973 Mike Schisler 1.36
1974 Jerry Bass 3.93
1975 Jerry Bass 3.65
1976 Jerry Bass 5.49
1977 Jerry Bass 2.78
1978 David Middour 4.29
1979 Steve Davison 4.63
1980 Eric Perry 5.53
1981 Richard O'Brien 3.29
1982 Stu Rogers 4.50
1983 Keith Fleming 3.91
1984 Mike Stanford 1.99
1985 John Stewart 2.95
1986 Keith Fleming 2.30
1987 Jim Poole 3.42
1988 Jim Poole 2.03
1989 Scott Erwin 3.39
1990 Mike Hostetler 2.76
1991 Mike Hostetler 3.93
1992 Brett Binkley 1.80
1993 Chris Myers 1.90
1994 L.J. Yankosky 2.68
1995 Tucker Barr 3.38
1996 Jase Wrigley 3.41
1997 Kris Wilson 3.12
1998 Chuck Crowder 3.03
1999 Chuck Crowder 3.62
2000 Cory Vance 3.40
2001 Kyle Bakker 2.78
2002 Kyle Bakker 3.14
2003 Jason Neighborgall 3.70
2004 Andrew Kown 3.46
2005 Blake Wood 3.13
2006 Lee Hyde 3.02
2007 Jared Hyatt 3.51
2008 Deck McGuire 3.46
2009 Deck McGuire 3.50
2010 Deck McGuire 2.96
2011 Mark Pope 1.74
2012 Alex Cruz 1.83
2013 Buck Farmer 2.78
2014 Sam Clay 1.26
2015 Brandon Gold 3.26
2016 Matthew Gorst 0.55
2017 Micah Carpenter 2.56
2018 Connor Thomas 3.34
2019 Brant Hurter 2.42
2020^ Dalton Smith 1.46
2021 Brant Hurter 3.90

*Denotes Tech Record;
^16 game season due to Covid-19
Boldface led ACC

TEAM RECORDS

FIELDING PERCENTAGE

Season (highest)
.975 2015

Season (lowest)
.901 1953

TOTAL CHANCES

Season (most)
2,795 1986

DOUBLE PLAYS

Game
5 ..... vs. Coastal Carolina, 4-1-95

Game (both teams)
7, ... three times
vs. Georgia St., 4-10-1984
vs. Florida State, 4-7-2012
vs. NC State, 4-15-2016

Season (most)
80 2016

Season (fewest)
11 1958

ERRORS

Game (most)
12 ..... vs. Georgia, 4-21-1898

Game (both teams)
22 ..... vs. Georgia, 4-21-1898
Georgia Tech 12, Georgia 10

Season (most)
140 1988

Season (fewest)
37 1958

INDIVIDUAL RECORDS

ERRORS

Game (most)
6 ..... Smith vs. Georgia, 4-21-1898

Season (most)
31 ..... twice
Pete Geist, 1984
Tyler Greene, 2003

Career (most)
89 ..... Keith Kerver, 1984-87

PUTOUTS

Game (infield)
21 ..... Brandon Gold (1B) at Georgia Southern, 2-24-16

Game (outfield)
9 ..... twice
Scott Jordan vs. Wake Forest, 3-27-1985
Brandon Thomas vs. Georgia, 5-14-2013

Game (catcher)
18 ..... Bob Harrell vs. Earlham, 3-21-1975

Season (infield)
551 ..... Scott Byers, 1994

Season (outfield)
162 ..... Ryan Peurifoy, 2017

Season (catcher)
519 ..... Jason Varitek, 1994

ASSISTS

Game (infield)
11 ..... Keith Kerver vs. Florida State, 5-25-1985

Game (outfield)
2 ..... 18 times
Todd Moore (twice), Chuck Dunn (twice), Chris Morgan (twice), Johnny Ferguson (twice), Jeff Kindel (twice)
..... Last Time
Coleman Poje vs. Louisville, 4-13-2017

Game (catcher)
5 ..... twice
Greg Woodward vs. UNC, 4-4-1982
Jason Haniger vs. Rutgers, 2-29-2008

Season (infield)
230 ..... Keith Kerver, 1986

Season (outfield)
9 ..... three times
Matt Gonzalez (twice)
Jeff Kindel, 2006

Season (catcher)
72 ..... Jason Varitek, 1994

Career (infield)
682 ..... Keith Kerver, 1984-87

Career (outfield)
20 ..... Matt Gonzalez, 2013-16

Career (catcher)
256 ..... Jason Varitek, 1991-94

PICKOFFS

Game
4 ..... Doug Creek vs. Ga. Southern, 2-17-1990

Season (pitcher)
16 ..... Doug Creek, 1990

Season (catcher)
6 ..... Jason Varitek, 1993

Career
44 ..... Doug Creek, 1988-91

RUNNERS CAUGHT STEALING

Season
36 ..... Jason Varitek, 1991

Career
99 ..... Jason Varitek, 1991-94

YEAR-BY-YEAR BATTING STATS SINCE 1953

TOP FIVE TEAMS

BATTING AVERAGE

1. .347 2001
2. .342 2000
3. .341 1987
   .341 1984
5. .337 1994

RUNS

1. 662. 1987
2. 634. 1994
3. 604. 2000
4. 594. 2006
5. 593. 2005

RUNS PER GAME

1. 10.3 1984
2. 10.2 1987
3. 9.8 1983
4. 9.5 1994
   9.5 2001

DOUBLES

1. 164. 1994
2. 163. 1987
3. 156. 2006
4. 151. 2000
5. 149. 1992
   149. 2002
   149. 2004

TRIPLES

1. 31 1994
2. 29 1993
3. 28 1992
   28 1991
5. 26 2010

HOME RUNS

1. 122. 2010
2. 119. 1987
3. 111. 2009
4. 107. 1988
5. 103. 1998

STOLEN BASES

1. 144. 1987
2. 139. 1988
3. 130. 2002
4. 129. 1986
5. 114. 1991

SLUGGING PERCENTAGE

1. .575 2010
2. .572 1987
3. .551 1984
4. .543 1994
   .543 2009

FIELDING PERCENTAGE

1. .975 2015
2. .974 2014
3. .973 2013
4. .972 2004
   .972 2010
   .972 2019

Year	G (W-L-T)	AB	R	RPG	H	Avg.	2B	3B	HR	RBI	SLG%	BB	SO	AB/SO	SB	FLD%
2021	56 (31-25)	2010	375	6.7	566	.282	127	12	73	341	.466	253	480	4.19	30	.965
2020^	15 (11-5)	538	102	6.8	149	.277	35	5	14	90	.439	82	165	3.26	8	.966
2019	62 (43-19)	2135	464	7.5	635	**.297**	107	15	69	419	.459	357	493	4.33	65	.972
2018	58 (31-27)	2040	375	6.5	593	**.291**	103	10	67	338	.450	248	489	4.17	37	.969
2017	55 (27-28)	1963	354	6.4	562	.286	119	10	71	325	.466	215	468	4.19	31	.968
2016	63 (38-25)	**2262**	429	6.8	694	.307	139	8	65	388	.462	205	422	5.36	46	.970
2015	55 (32-23)	1874	325	5.9	506	.270	97	9	42	301	.399	213	390	4.81	46	.975
2014	64 (37-27)	2212	316	4.9	611	.276	110	**21**	21	292	.373	208	437	5.06	53	.974
2013	64 (37-27)	2244	414	6.5	**683**	.304	117	24	**58**	385	.455	257	**449**	5.00	77	.973
2012	64 (38-26)	**2245**	405	6.3	**661**	.294	127	17	**53**	379	.437	246	426	5.27	80	.961
2011	63 (42-21)	2231	406	6.4	677	.303	132	17	48	377	.442	263	456	4.89	67	.966
2010	62 (47-15)	2198	563	9.1	716	.326	129	26	122	519	.575	313	486	4.52	57	.972
2009	58 (38-19-1)	2090	501	8.6	658	.315	111	16	111	479	.543	276	412	5.07	52	.965
2008	62 (41-21)	2149	454	7.3	661	.308	133	13	92	416	.510	232	**490**	4.39	84	.969
2007	57 (32-25)	1998	394	6.9	585	.293	114	18	50	358	.443	299	425	4.70	65	.966
2006	68 (50-18)	2414	**594**	**8.7**	768	.318	**156**	4	**90**	**551**	**.498**	**361**	**471**	5.13	51	.964
2005	64 (45-19)	2354	**592**	**9.3**	**783**	**.333**	**151**	10	71	**550**	**.496**	363	465	5.06	78	.966
2004	65 (44-21)	2399	**571**	**8.8**	766	**.319**	**149**	13	71	**509**	.481	317	452	5.31	**106**	.972
2003	62 (44-18)	2186	466	7.5	647	.296	115	20	74	413	.468	279	480	4.60	107	.961
2002	68 (52-16)	2427	560	8.2	800	.330	149	18	66	503	.487	296	425	5.71	**130**	.962
2001	61 (41-20)	2237	**578**	**9.5**	**776**	**.347**	127	19	74	**525**	**.520**	286	322	6.95	68	.960
2000	66 (50-16)	2439	**604**	**9.1**	**833**	**.342**	151	17	79	**536**	.515	275	348	7.01	71	.963
1999	58 (38-20)	2029	436	7.5	635	.313	107	1	65	390	.463	284	367	5.53	83	.955
1998	63 (41-22)	2243	540	8.6	687	.306	147	16	103	482	.524	337	463	4.84	63	.959
1997	61 (46-15)	2238	568	9.3	718	.321	111	**24**	91	507	.514	319	498	4.49	103	.955
1996	64 (40-24)	2293	508	7.9	734	.320	143	15	**97**	458	**.522**	287	397	5.78	64	**.966**
1995	60 (38-22)	2162	**545**	**9.1**	710	**.328**	**131**	25	**82**	492	**.526**	317	427	5.06	36	.965
1994	67 (50-17)	2455	**634**	**9.5**	828	**.337**	**164**	31	93	577	.543	367	407	6.03	85	.968
1993	61 (47-14)	2098	**460**	**7.5**	647	.308	112	29	**71**	408	**.491**	278	338	6.21	87	.960
1992	64 (45-19)	2199	450	7.0	692	**.315**	**149**	28	50	398	.476	296	347	6.33	100	.956
1991	68 (42-26)	2354	549	8.1	734	.312	147	28	75	486	.494	364	372	6.33	**114**	.961
1990	71 (46-25)	2325	547	7.7	719	.309	118	18	95	492	.498	411	424	5.48	80	.959
1989	64 (38-26)	2137	**477**	**7.5**	642	**.300**	108	17	67	414	.461	357	450	4.75	70	.944
1988	69 (45-24)	2370	531	7.7	708	.299	125	**24**	107	468	.507	367	477	4.97	139	.947
1987	65 (51-14)	2351	**662**	**10.2**	801	**.341**	**163**	12	**119**	602	**.572**	358	416	5.65	144	.949
1986	68 (45-23)	2493	541	8.0	775	.311	121	16	90	480	.481	358	380	6.56	129	.954
1985	62 (42-19-1)	2221	**553**	**8.9**	733	.333	137	20	82	475	**.520**	283	300	7.40	108	.959
1984	55 (36-19)	2023	**567**	**10.3**	690	**.341**	**123**	20	87	515	.551	370	278	7.28	106	.940
1983	53 (38-15)	1864	518	9.8	617	**.331**	111	**20**	**70**	459	**.525**	353	221	8.43	113	.942
1982	49 (29-20)	1628	361	7.4	474	.291	65	12	53	314	.443	297	237	6.87	83	.949
1981	38 (14-24)	1348	277	7.3	392	.291	53	12	53	243	.466	222	189	7.13	35	.937
1980	27 (8-19)	911	161	6.0	242	.266	34	10	25	149	.407	163	124	4.59	27	.935
1979	31 (15-16)	1085	254	8.2	341	.314	53	11	54	229	.533	148	167	6.50	28	.944
1978	29 (14-15)	1027	225	7.8	295	.287	36	9	34	207	.439	148	159	6.46	30	.960
1977	30 (18-12)	1031	205	6.8	290	.286	51	14	24	184	.428	146	125	8.25	25	.952
1976	34 (12-22)	1134	181	5.3	301	.265	75	7	20	154	.397	148	130	8.72	14	.942
1975	29 (12-17)	971	204	7.0	262	.269	46	12	11	173	.376	153	154	6.31	38	.931
1974	37 (20-17)	1253	266	7.2	384	.306	78	14	26	229	.453	190	183	6.85	46	.951
1973	28 (20-6-2)	861	139	5.0	231	.268	41	10	15	119	.391	132	141	6.11	41	.951
1972	31 (21-10)	1015	188	6.1	293	.289	59	19	10	151	.414	159	143	7.10	29	.963
1971	37 (31-6)	1191	237	6.4	346	.291	57	21	11	196	.401	—	—	—	—	.954
1970	24 (17-7-1)	783	122	5.1	187	.239	21	15	3	110	.315	—	—	—	—	.965
1969	28 (16-12)	977	193	6.9	270	.276	34	21	13	158	.394	172	159	6.14	24	.955
1968	34 (21-13)	1136	237	7.0	329	.281	51	19	19	204	.418	205	156	7.28	25	.941
1967	32 (21-11)	1049	186	5.8	271	.258	31	17	15	163	.363	163	167	6.28	33	.968
1966	30 (14-16)	959	149	5.0	226	.236	34	15	13	131	.343	153	161	5.96	15	.953
1965	30 (20-8-2)	983	169	5.6	257	.261	41	17	21	143	.401	151	170	5.70	34	.944
1964	24 (9-15)	774	72	3.0	168	.217	14	8	11	59	.298	64	155	4.99	31	.946
1963	27 (9-18)	922	133	4.9	214	.232	21	11	14	116	.324	118	169	5.46	12	—
1962	24 (8-16)	817	125	5.2	203	.248	20	13	8	100	.334	—	—	—	24	—
1961	24 (6-16-2)	906	128	5.3	197	.244	21	11	9	110	.295	—	—	—	17	—
1960	25 (14-11)	874	180	7.2	233	.267	26	17	15	163	.387	—	—	—	23	—
1959	28 (17-9-2)	963	178	6.4	272	.275	32	17	18	164	.407	150	157	6.13	18	.922
1958	24 (7-17)	781	119	5.0	179	.229	23	1	15	101	.319	—	—	—	4	.925
1957	27 (18-8-1)	938	189	7.0	267	.285	37	20	18	152	.424	124	138	6.80	27	.950
1956	23 (11-12)	763	128	5.6	186	.244	21	11	12	105	.347	94	125	6.10	17	.958
1955	24 (15-9)	847	201	8.4	251	.296	34	11	20	173	.433	131	128	6.62	33	.944
1954	23 (9-13-1)	757	141	6.1	202	.267	22	12	10	116	.367	—	—	—	19	.933
1953	21 (8-13)	708	94	4.5	163	.230	19	9	5	82	.304	113	133	5.32	11	.901

Boldface indicates led ACC

^ 2020 season shortened due to Covid-19 pandemic

YEAR-BY-YEAR PITCHING STATS SINCE 1953

Year	G	W-L-T	Pct.	IP	H	H/9	R	ER	ERA	BB	BB/9	SO	SO/9	CG	SHO
2021	56	31-25	.554	504.0	526	9.39	362	320	5.71	290	5.18	512	9.14	1	2
2020^	15	11-5	.688	143.0	102	6.42	73	58	3.65	80	5.04	173	10.89	0	1
2019	62	43-19	.694	555.0	566	9.18	316	275	4.46	**204**	**3.31**	527	8.55	3	4
2018	58	31-27	.534	514.2	551	9.64	319	283	4.95	**179**	**3.13**	505	8.84	4	5
2017	55	27-28	.491	494.0	512	9.33	335	294	5.36	261	4.76	396	7.21	1	3
2016	63	38-25	.603	568.1	600	9.51	350	299	4.73	269	4.26	446	7.07	0	3
2015	55	32-23	.581	486.2	515	9.52	306	261	4.83	250	4.62	357	6.60	0	2
2014	64	37-27	.578	586.0	549	8.43	249	218	3.35	270	4.15	479	7.36	0	6
2013	64	37-27	.578	566.2	561	8.92	317	274	4.35	258	4.10	447	7.11	3	4
2012	64	38-26	.594	569.2	555	8.78	327	280	4.42	247	3.91	456	7.21	1	5
2011	63	42-21	.667	568.0	489	7.75	245	174	2.76	210	3.33	540	8.57	8	7
2010	62	47-15	.758	551.0	551	9.00	286	246	4.02	188	3.07	520	8.49	3	6
2009	58	38-19-1	.664	515.0	533	9.31	319	266	4.65	234	4.09	523	9.14	0	3
2008	62	41-21	.661	548.0	617	10.13	355	307	5.04	223	3.66	461	7.57	1	5
2007	57	32-25	.561	509.1	583	10.30	336	290	5.12	207	3.66	427	7.54	2	2
2006	68	50-18	.735	604.2	660	9.82	356	297	4.42	232	3.45	502	7.47	0	2
2005	64	45-19	.703	574.2	612	9.58	347	277	4.34	260	4.07	474	7.42	1	3
2004	65	44-21	.677	590.0	609	9.28	359	313	4.77	226	3.44	521	7.95	1	0
2003	62	44-18	.710	552.2	537	8.74	315	250	4.07	198	3.22	423	6.89	3	3
2002	68	52-16	.765	606.2	641	9.51	344	274	4.06	171	2.54	496	7.36	5	6
2001	61	41-20	.672	532.0	576	9.74	331	267	4.52	213	3.60	434	7.34	5	2
2000	66	50-16	.758	585.2	570	8.76	339	281	4.32	242	3.67	507	7.68	6	2
1999	58	38-20	.655	512.2	595	10.45	378	300	5.27	272	4.78	489	8.58	4	3
1998	63	41-22	.651	556.0	577	9.33	369	305	4.94	274	4.44	618	10.00	7	1
1997	61	46-15	.754	542.0	561	9.31	371	289	4.80	275	4.57	490	8.14	3	8
1996	64	40-24	.625	556.2	599	9.68	389	317	5.13	267	4.32	521	8.42	4	3
1995	60	38-22	.633	522.0	593	10.22	422	350	6.03	298	5.14	463	7.98	2	2
1994	67	50-17	.746	606.2	564	8.37	310	264	3.92	259	3.84	558	8.28	9	5
1993	61	47-14	.770	540.2	445	7.40	242	188	3.13	191	3.18	547	9.11	5	4
1992	64	45-19	.703	562.2	541	8.65	282	214	3.42	227	3.63	480	7.68	8	2
1991	68	42-26	.618	581.2	627	9.70	376	308	4.77	301	4.66	521	8.06	18	5
1990	71	46-25	.648	593.0	523	7.94	330	263	3.99	283	4.30	531	8.06	17	3
1989	64	38-26	.594	542.2	533	8.84	381	283	4.69	357	5.92	534	8.86	10	7
1988	69	45-24	.652	606.1	585	8.68	373	273	4.03	308	4.57	611	9.07	6	0
1987	65	51-14	.785	560.1	535	8.59	342	283	4.55	293	4.71	514	8.26	10	4
1986	68	45-23	.662	619.1	594	8.63	391	315	4.58	416	6.05	551	8.01	10	5
1985	62	42-19-1	.685	538.0	577	9.65	350	300	5.02	279	4.67	401	6.71	16	4
1984	55	36-19	.655	488.2	555	10.22	353	272	5.01	302	5.56	360	6.63	7	1
1983	53	38-15	.717	453.1	523	10.38	356	275	5.50	364	7.23	315	6.25	8	1
1982	49	29-20	.592	424.0	450	9.55	301	258	5.48	229	4.86	235	4.99	5	2
1981	38	14-24	.368	334.1	419	11.28	284	215	5.79	178	4.79	198	5.33	3	3
1980	27	8-19	.296	236.1	304	11.58	244	196	7.46	159	6.06	123	4.68	5	0
1979	31	15-16	.484	265.1	308	10.45	248	204	6.92	174	5.90	133	4.51	7	0
1978	29	14-15	.483	259.1	328	11.38	193	162	5.62	138	4.79	95	3.30	9	2
1977	30	18-12	.600	267.0	303	10.21	188	145	4.89	146	4.92	200	6.74	14	1
1976	34	12-22	.353	287.1	328	10.27	232	177	5.54	184	5.76	238	7.45	9	2
1975	29	12-17	.414	249.2	256	9.23	188	140	5.04	141	5.08	180	6.49	5	1
1974	37	20-17	.541	315.1	351	10.02	238	189	5.40	206	5.88	220	6.28	6	3
1973	28	20-6-2	.750	242.0	219	8.14	102	70	2.60	84	3.12	189	7.03	8	1
1972	31	21-10	.677	270.2	248	8.25	131	100	3.33	98	3.26	218	7.25	12	5
1971	37	31-6	.838	315.2	258	7.36	124	93	2.65	129	3.68	270	7.70	12	8
1970	24	17-7	.708	223.0	183	7.39	85	75	3.03	100	4.04	170	6.86	13	3
1969	28	16-12	.571	252.1	208	7.42	108	84	3.00	115	4.10	199	7.10	12	3
1968	34	21-13	.618	304.0	299	8.85	163	117	3.46	156	4.62	235	6.96	10	3
1967	32	21-11	.656	281.0	255	8.17	119	87	2.79	129	4.13	243	7.78	17	2
1966	30	14-16	.467	254.0	192	6.80	110	83	2.94	152	5.39	206	7.30	14	3
1965	30	20-8-2	.700	259.0	216	7.51	121	99	3.44	92	3.20	176	6.12	—	3
1964	24	9-15	.375	204.1	231	10.17	142	103	4.54	82	3.61	111	4.89	—	0
1963	27	9-18	.333	232.1	256	9.92	187	137	5.31	136	5.27	150	5.81	—	2
1962	24	8-16	.333	210.0	213	9.13	173	128	5.49	155	6.64	139	5.96	—	0
1961	24	6-16-2	.292	197.1	226	10.31	210	150	6.84	176	8.01	109	4.97	9	0
1960	25	14-11	.560	220.0	198	8.10	133	103	4.21	110	4.50	170	6.95	8	3
1959	28	17-9-2	.643	239.0	213	8.02	127	90	3.39	150	5.65	227	8.55	15	2
1958	24	7-17	.292	195.2	200	9.20	154	112	5.16	113	5.20	134	6.16	9	0
1957	27	18-8-1	.685	231.0	194	7.56	110	80	3.12	105	4.09	169	6.58	11	3
1956	23	11-12	.478	193.1	186	8.66	100	—	4.66	101	4.70	92	4.28	15	1
1955	24	15-9	.625	207.2	233	10.11	140	—	6.06	93	4.03	119	5.16	9	2
1954	23	9-13-1	.413	185.1	211	10.25	144	—	6.99	87	4.22	89	4.32	—	1
1953	21	8-13	.381	178.0	192	9.71	167	—	8.44	104	5.26	126	6.37	—	0

Boldface indicates led ACC

^ 2020 season shortened due to Covid-19 pandemic

TOP FIVE TEAMS

EARNED RUN AVERAGE

1. 2.60 1973
2. 2.65 1971
3. 2.76 2011
4. 2.79 1967
5. 2.94 1966

STRIKEOUTS PER 9 INNINGS

1. 10.00 1998
2. 9.14 2009
   9.14 2021
3. 9.11 1993
4. 9.07 1988

HITS PER 9 INNINGS

1. 6.80 1966
2. 7.36 1971
3. 7.39 1970
4. 7.40 1993
5. 7.42 1969

WALKS PER 9 INNINGS

1. 2.54 2002
2. 3.07 2010
3. 3.12 1973
4. 3.13 2018
5. 3.18 1993

COMPLETE GAMES

1. 18. 1991
2. 17. 1967
   17. 1990
4. 16. 1985
5. 15. 1956
   15. 1959

SHUTOUTS

1. 8. 1971
   8. 1997
3. 7. 1989
   7. 2011
5. 6. 2002
   6. 2010
   6. 2014

INNINGS PITCHED

1. 619.1 1986
2. 606.2 1994
   606.2 2002
4. 606.1 1988
5. 604.2 2006

TEAM FACTS & FIGURES

ALL-TIME RECORDS

Overall
2,541-1,627-27 (.610)

Home
1,702-744-11 (.696)

At Mac Nease Baseball Park at Russ Chandler Stadium
(1985-present)
957-309-1 (.760)

Away
646-734-10 (.462)

Neutral
198-168-6 (.534)

ACC *(1980-present)*
566-415-2 (.577)

SEC *(1933-64)*
183-236-2 (.437)

The listing of scores on the following pages is the most comprehensive possible with available sources of information.

The years prior to 1900 are incomplete, but the scores listed for those years have been documented.

Georgia Tech began playing its home games at Rose Bowl Field in 1930, and Russ Chandler Stadium opened on that same site in 1985.

Before that, the Yellow Jackets played their home games at Tech Park, Brisbine Park, Piedmont Park and Grant Field.

Prior to the 2021 season, Georgia Tech's stadium was renamed Mac Nease Baseball Park at Russ Chandler Stadium.

BEST RECORDS

Since 1900, 24 Tech teams have posted a winning percentage of .700 or better.

Year	Coach	Record	Pct.
1920	Joe Bean	16-2	.889
1906	John Heisman	23-3	.885
1923	Kid Clay	16-2-2	.850
1971	Jim Luck	31-6	.838
1926	Kid Clay	21-4-1	.827
1921	Kid Clay	18-4-1	.804
1987	Jim Morris	51-14	.785
1993	Jim Morris	47-14	.770
1905	John Heisman	13-4	.767
2002	Danny Hall	52-16	.765
2000	Danny Hall	50-16	.758
2010	Danny Hall	47-15	.758
1997	Danny Hall	46-15	.754
1973	Jim Luck	20-6-2	.750
1994	Danny Hall	50-17	.746
2006	Danny Hall	50-18	.735
1983	Jim Morris	38-15	.717
1928	Kid Clay	15-6	.714
2003	Danny Hall	44-18	.710
1970	Jim Luck	17-7-1	.700
1992	Jim Morris	45-19	.703
2005	Danny Hall	45-19	.703
1965	Jim Luck	20-8-2	.700
1916	John Heisman	14-6	.700

TECH IN FINAL POLLS

Year	CB	BA	USA
1965	8	—	—
1967	16	—	—
1971	10	—	—
1985	17	—	—
1986	17	18	—
1987	25	13	—
1988	29	23	—
1991	26	—	—
1992	24	22	19
1993	13	8	9
1994	2	2	2
1996	18	22	20
1997	10	17	11
1998	15	19	20
2000	10	6	10
2001	—	—	21
2002	5	8	5
2003	14	17	16
2004	11	10	12
2005	10	10	10
2006	8	7	7
2008	24	—	24
2009	18	20	18
2010	17	18	17
2011	19	20	20
2019	19	17	17
2021	22	—	—

TEAM TITLES

1920
Southern Intercollegiate Athletic

1921
Southern Intercollegiate Athletic

1923
Southern Conference

1926
Southern Conference

1957
Southeastern Conference

1959
Miami Sports Carnival

1985
Atlantic Coast Conference

1986
Atlantic Coast Conference
Rainbow Easter Tournament

1987
Atlantic Coast Conference
ACC Regular Season

1988
Atlantic Coast Conference

1993
Olive Garden Classic
Oscar Mayer Classic
ACC Regular Season

1994
NCAA Midwest II Regional

1997
ACC Regular Season

2000
Atlantic Coast Conference
ACC Regular Season
NCAA Atlanta Regional

2002
NCAA Atlanta Regional
NCAA Atlanta Super Regional

2003
Atlantic Coast Conference

2004
ACC Regular Season
NCAA Atlanta Regional

2005
Atlantic Coast Conference
ACC Regular Season
NCAA Atlanta Regional

2006
NCAA Atlanta Regional
NCAA Atlanta Super Regional

2011
ACC Regular Season
ACC Coastal Division

2012
Atlantic Coast Conference

2014
Atlantic Coast Conference

2019
ACC Coastal Division

2019
ACC Coastal Division

2021
ACC Coastal Division

ALL-TIME NO. 1 NATIONAL RANKINGS

Georgia Tech has been ranked as the top team in the country 11 times in its history for a total of 30 weeks. In 1993, the Jackets were ranked No. 1 by Baseball America for four straight weeks and returned to the top spot in all three polls on May 17, Tech's first unanimous choice ever. The Jackets opened the 1994 season ranked No. 1 and proceeded to advance to the College World Series where they finished as the national runner-up. Tech returned to the top spot after winning the 2000 ACC Tournament. The Yellow Jackets opened the 2001 season as the nation's preseason No. 1 team and spent six weeks at the top of the poll, their longest stay ever. Georgia Tech opened the 2003 season as the nation's No. 1 team according to Baseball America, and returned to the top spot on Mar. 28, 2005, after opening the season 21-5 and 11-1 in the ACC.

Date	Record	Poll(s)	What Happened Next	Weeks at No. 1
Mar. 16, 1987	16-0	CB	Lost two to Jacksonville	1
Mar. 19, 1990	23-1	BA, CB	Lost to Hawaii, Wright State	1
Feb. 11, 1991	3-0	CB	Lost two of three at New Orleans	1
Mar. 1, 1993	11-1	BA	Won Oscar Mayer Classic (3 games)	4
May 17, 1993	45-10	USA, BA, CB	Lost twice in ACC Tournament	1
Preseason 1994	0-0	BA, USA	No. 1 by USA on 2/21; No. 2 by CB	4
May 22, 2000	47-14	BA, CB	Won NCAA Atlanta Regional	2
Preseason 2001	0-0	BA, CB	Went 2-1 in Rice Invitational	6
Preseason 2003	0-0	BA	Opened season 17-0	6
Mar. 28, 2005	21-5	CB, NCBWA	Went 2-2 vs. Western Carolina, Maryland	1
Feb. 27, 2006	10-0	USA, BA, CB	No. 1 by BA and CB on 3/6	3

OVERALL SERIES RECORDS

Opponent	Overall	Home	Away	Neutral	Streak	Last
Akron	**3-0**	**3-0**	**0-0**	**0-0**	**W3**	**2013**
Alabama	29-38-1	13-14-1	12-22	4-2	L2	2010
Alabama State	1-0	1-0	0-0	0-0	W1	2008
Albany	1-0	0-0	0-0	1-0	W1	2015
Alma	2-2	2-2	0-0	0-0	W1	1970
Anderson	3-1	3-1	0-0	0-0	L1	1980
Appalachian State	16-1	16-1	0-0	0-0	W15	1994
Arizona	0-2	0-0	0-0	0-2	L2	1989
Arizona State	0-1	0-0	0-0	0-1	L1	1998
Arkansas	2-1	0-0	0-0	2-1	W2	1998
Arkansas-Pine Bluff	1-0	1-0	0-0	0-0	W1	2018
Armstrong State	4-2	3-2	1-0	0-0	W3	2003
Army West Point	2-1-1	0-0	0-0	2-2-1	L1	1961
Atlanta Athletic Club	1-0	1-0	0-0	0-0	W1	1903
Atlanta Braves	0-12-1	0-0	0-12-1	0-0	L2	2007
Atlanta Colts	0-2	0-0	0-0	0-2	L2	1896
Atlanta Crackers	0-5-1	0-0	0-1	0-4-1	L1	1956
Atlanta Pretzels	0-1	0-0	0-1	0-0	L1	1902
Atlanta Spellers	0-1	0-0	0-1	0-0	L1	1898
Auburn	112-125-5	65-53-2	44-65-2	3-7-1	L1	2021
Augusta State	14-3	12-1	2-2	0-0	W8	1991
Austin Peay	2-1	1-1	0-0	1-0	W1	2011
Baldwin-Wallace	1-0	1-0	0-0	0-0	W1	1977
Ball State	4-0	4-0	0-0	0-0	W4	1985
Baptist	3-0	3-0	0-0	0-0	W3	1988
Belmont	2-1	2-1	0-0	0-0	L1	2017
Berry	4-3	3-2	1-1	0-0	L2	1970
Bethune-Cookman	1-0	0-0	0-0	1-0	W1	2016
Bingham-Mebane	2-2	2-1	0-1	0-0	L1	1917
Boston College	20-13	10-3	9-9	1-1	W2	2019
Bowling Green	4-3	4-2	0-0	0-0	W3	2014
Bradley	0-1	0-1	0-0	0-0	L1	2018
Buffalo	0-2	0-2	0-0	0-0	L2	1915
BYU	1-0	1-0	0-0	0-0	W1	2017
Cal State Fullerton	3-3	0-0	0-2	3-1	L2	2006
California	0-2	0-0	0-0	0-2	L2	1995
Camp Gordon	1-0	1-0	0-0	0-0	W1	1919
Campbell	4-0	4-0	0-0	0-0	W4	2003
Centenary	1-0	1-0	0-0	0-0	W1	1977
Central	4-0	4-0	0-0	0-0	W4	1908
Central Florida	1-2	0-0	0-0	1-2	L1	1996
Central Michigan	2-0	1-0	0-0	1-0	W2	1985
Charleston Southern	**12-1**	**12-1**	**0-0**	**0-0**	**W7**	**2001**
Charlotte	5-0	4-0	1-0	0-0	W5	2012
Chattanooga	3-2	2-1	1-1	0-0	W3	1974
Chicopee Mills	1-1	0-1	0-0	1-0	L1	1946
Cincinnati	8-0	7-0	0-0	1-0	W8	1998
The Citadel	2-0	2-0	0-0	0-0	W2	2013
Clemson	**115-115-3**	**80-44-2**	**24-51-1**	**11-20**	**L1**	**2021**
Cleveland Indians	0-1	0-1	0-0	0-9	L1	1906
Cleveland State	8-6	8-6	0-0	0-0	W2	1979
Coastal Carolina	19-7	17-5	0-1	2-1	W4	2019
College of Charleston	11-0	9-0	0-0	2-0	W11	2012
Columbus	4-0	4-0	0-0	0-0	W4	1988
Connecticut	7-3	5-2	0-0	2-1	L1	2018
Cornell	1-3	1-3	0-0	0-0	L1	1991
Covington Mills	2-0	1-0	1-0	0-0	W2	1946
Creighton	1-1	0-0	0-0	1-1	W1	1990
Cumberland	1-0	1-0	0-0	0-0	W1	1906
Dahlonega	2-0	2-0	0-0	0-0	W2	1909
Dartmouth	6-3	6-2	0-0	0-1	W3	2018
Davidson	12-2	11-2	1-0	0-0	W1	1995
DePauw	4-0	4-0	0-0	0-0	W4	1973
Detroit Tigers	0-2	0-2	0-0	0-0	L2	1922
Dortch's Bakery	1-0	1-0	0-0	0-0	W1	1946
Duke	**99-40**	**52-17**	**37-20**	**10-3**	**L1**	**2021**
Duquesne	3-0	3-0	0-0	0-0	W3	2007
Earlham	9-0	9-0	0-0	0-0	W9	1975
East Carolina	0-1	0-1	0-0	0-0	L1	2003
East Tennessee State	24-1	23-1	0-0	1-0	W1	2013
Eastern Kentucky	11-1	10-1	0-0	1-0	W1	2021
Eastern Michigan	1-0	1-0	0-0	0-0	W1	1985
Elmhurst	2-1	2-1	0-0	0-0	L1	1981
Elon	4-0	4-0	0-0	0-0	W4	2009
Erskine	16-1	15-1	1-0	0-0	W14	1976
Evansville	5-2	5-2	0-0	0-0	W5	1997
Fairfield	1-1	1-1	0-0	0-0	L1	1979
Florida	33-60-1	21-23	12-37-1	0-0	L4	2016
Florida A&M	3-0	3-0	0-0	0-0	W3	2019
Florida Atlantic	4-1	4-1	0-0	0-0	L1	2005
Florida International	1-0	0-0	0-0	1-0	W1	2015
Florida Southern	3-4	0-0	3-4	0-0	L1	1966
Florida State	**48-77**	**22-30**	**16-39**	**10-8**	**W1**	**2021**
Fordham	1-1	1-1	0-0	0-0	W1	2015
Fort Benning	0-1	0-0	0-1	0-0	L1	1943
Fort McPherson	2-1	2-1	0-0	0-0	L1	1918
Furman	20-2	12-1	8-1	0-0	W6	2005
Gardner-Webb	**3-0**	**3-0**	**0-0**	**0-0**	**W3**	**2020**
George Mason	1-0	0-0	0-0	1-0	W1	1992
George Washington	5-1	4-0	0-0	1-1	W5	2003
Georgetown	2-4	1-1	1-3	0-0	L2	1922
Georgia	**165-214-2**	**92-73-1**	**56-118**	**17-23-1**	**W2**	**2021**
Georgia College	5-2	5-2	0-0	0-0	L2	1986
Georgia Southern	**104-31**	**57-16**	**46-15**	**1-0**	**W11**	**2020**
Georgia Southwestern	1-0	1-0	0-0	0-0	W1	1983
Georgia State	**69-12**	**38-6**	**31-6**	**0-0**	**W1**	**2021**
Goodyear (Cartersville)	1-0	1-0	0-0	0-0	W1	1932
Goodyear (Rockmart)	1-0	0-0	1-0	0-0	W1	1932
Greenville (Ill.)	2-0	2-0	0-0	0-0	W2	1979
Guilford	1-0	1-0	0-0	0-0	W1	1986
Harvard	1-1	1-1	0-0	0-0	W1	1974
Hawai'i	2-2	0-0	2-2	0-0	W1	1990
Hawai'i-Pacific	2-0	0-0	0-0	2-0	W2	1986
Henry Grady	1-0	1-0	0-0	0-0	W1	1901
Hillsdale	20-1	20-1	0-0	0-0	W3	1984
Hobart	0-1	0-1	0-0	0-0	L1	1902
Hope	13-0	13-0	0-0	0-0	W13	1984
Houston	0-1	0-0	0-0	0-1	L1	1990
Howard	6-0	6-0	0-0	0-0	W6	1999
Huntingdon	1-0	1-0	0-0	0-0	W1	1982
Illinois	4-2	3-1	0-0	1-1	W1	2013
Illinois-Chicago	12-3	8-2	4-1	0-0	W1	2019
Illinois State	3-0	3-0	0-0	0-0	W3	1983
Indiana	1-0	1-0	0-0	0-0	W1	1917
Indiana Central	2-1	2-1	0-0	0-0	W2	1970
Indiana Southeast	0-1	0-1	0-0	0-0	L1	1981
Indiana State	5-0	3-0	0-0	2-0	W5	2021
Iona	4-1	3-0	0-0	1-1	W4	2005
Jackson State		**--**	**FIRST MEETING**	**--**		
Jacksonville	7-8	3-6	3-2	1-0	W1	1999
Jacksonville State	7-1	6-1	0-0	1-0	W7	2014
Kennesaw State	**23-8**	**16-4**	**7-4**	**0-0**	**L1**	**2021**
Kent State	**13-5**	**12-4**	**0-0**	**1-1**	**W1**	**2012**
Kentucky	32-21	21-12	11-9	0-0	L2	1982
Lamar	1-0	0-0	0-0	1-0	W1	2001
Lewis	1-1	1-1	0-0	0-0	L1	1971
Liberty	4-1	4-1	0-0	0-0	W3	2000
Lipscomb	5-0	4-0	0-0	1-0	W5	2009
Louisiana-Lafayette	1-0	0-0	0-0	1-0	W1	1997
Louisiana-Monroe	2-0	0-0	0-0	2-0	W2	1964
Louisiana State	0-3	0-0	0-2	0-1	L3	1996
Louisville	6-10	2-4	2-4	2-2	W1	2021
Marietta	0-1	0-0	0-1	0-0	L1	1946
Marietta (Ohio)	1-0	1-0	0-0	0-0	W1	1975
Marist	1-0	1-0	0-0	0-0	W1	1909
Marshall	1-0	1-0	0-0	0-0	W1	2017

OVERALL SERIES RECORDS

Opponent	Overall	Home	Away	Neutral	Streak	Last
Maryland	73-26	43-6	25-19	5-1	W2	2014
Memphis	1-4	1-3	0-0	0-1	L3	1977
Mercer	**115-56**	**67-26**	**47-29**	**1-1**	**W4**	**2021**
Mercer-Atlanta	8-0	5-0	3-0	0-0	W8	1984
Merchants	1-0	1-0	0-0	0-0	W1	1900
Miami (Fla.)	**42-65-2**	**20-23**	**16-37-2**	**6-5**	**L2**	**2021**
Michigan	2-3	1-2	0-0	1-1	W1	2003
Michigan State	0-2-1	0-2-1	0-0	0-0	L2	1949
Middle Tennessee State	4-1	4-1	0-0	0-0	W2	1990
Milledgeville Cadets	1-0	0-0	1-0	0-0	W1	1897
Milligan	16-3-1	15-3-1	0-0	1-0	W1	1979
Minnesota	5-1	4-0	0-0	1-1	W5	2018
Mississippi	5-2	4-2	1-0	0-0	L2	1959
Mississippi State	3-11	1-4	1-4	1-3	L6	2011
Mississippi Valley State	1-0	1-0	0-0	0-0	W1	2006
Missouri State	3-0	3-0	0-0	0-0	W3	2010
Morehead State	1-1	1-1	0-0	0-0	W1	1989
Navy	2-0-1	0-0	1-0-1	1-0	W2	1986
Nebraska	1-0	0-0	0-0	1-0	W1	2001
New Orleans	19-7	9-3	8-3	2-1	W1	1996
New York Tech	3-0	3-0	0-0	0-0	W3	1991
Newberry	2-0	2-0	0-0	0-0	W2	1905
Newnan	1-0	1-0	0-0	0-0	W1	1901
North Carolina	**80-69**	**41-33**	**29-29**	**10-7**	**W2**	**2021**
NC State	**78-59**	**37-16**	**27-30**	**14-13**	**L1**	**2021**
North Florida	1-0	1-0	0-0	0-0	W1	2014
North Georgia	2-0	2-0	0-0	0-0	W2	1946
Northeastern	1-0	1-0	0-0	0-0	W1	2006
Northwestern	4-4	4-4	0-0	0-0	L1	2019
Northwood Institute	4-2	4-2	0-0	0-0	W2	1981
Notre Dame	11-11	10-6	1-5	0-0	W1	2021
Oakland	6-0	6-0	0-0	0-0	W6	2001
Oglethorpe	22-20-1	20-12	0-1	2-7-1	W1	1935
Ohio	3-1	3-1	0-0	0-0	W3	2015
Ohio Northern	2-0	2-0	0-0	0-0	W2	1983
Ohio State	18-7-1	15-3	1-1	2-3-1	W3	2020
Oklahoma	1-6	1-0	0-0	0-6	W1	2017
Oklahoma State	2-3	0-0	0-0	2-3	W1	1998
Old Dominion	5-3	5-3	0-0	0-0	W1	2014
Olivet	9-1	9-1	0-0	0-0	W2	1978
Parsons	1-0	1-0	0-0	0-0	W1	1967
Pennsylvania	0-2	0-1	0-1	0-0	L2	1924
Penn State	4-2	4-0	0-2	0-0	W2	1924
Pensacola NAS	2-2	2-0	0-2	0-0	L2	1942
Pepperdine	2-0	0-0	0-0	2-0	W2	1993
Philadelphia Athletics	0-4	0-2	0-0	0-2	L4	1920
Piedmont	2-0	2-0	0-0	0-0	W2	1987
Pittsburgh	**10-11**	**8-4**	**2-6**	**0-1**	**L1**	**2021**
Presbyterian	**8-2**	**8-2**	**0-0**	**0-0**	**W6**	**2015**
Purdue	4-0	4-0	0-0	0-0	W4	2016
Radford	3-1	3-1	0-0	0-0	W3	2018
Reading	0-3	0-3	0-0	0-0	L3	1931
Rice	0-1	0-0	0-1	0-0	L1	2001
Rider	1-1	0-1	0-0	1-0	W1	2003
Richmond	0-1	0-1	0-0	0-0	L1	2019
Riverside Academy	1-0	1-0	0-0	0-0	W1	1909
Rollins	6-10	1-1	5-9	0-0	L2	1966
Rome	0-1	0-1	0-0	0-0	L1	1900
Rutgers	47-11	47-11	0-0	0-0	W16	2013
Sacramento State	2-0	0-0	0-0	2-0	W2	1986
St. Francis	1-0	1-0	0-0	0-0	W1	1979
St. John's	6-4	5-3	0-0	1-1	L1	2020
Saint Louis	2-0	0-0	0-0	2-0	W2	1978
St. Peter's	1-0	1-0	0-0	0-0	W1	2020
Samford	5-0	5-0	0-0	0-0	W5	1992
San Diego	1-0	0-0	0-0	1-0	W1	1994
Santa Clara	2-0	0-0	0-0	2-0	W2	1986
Savannah State	5-0	5-0	0-0	0-0	W5	2016
Sewanee	22-4	15-4	7-0	0-0	W11	1917
Shorter	2-4	2-4	0-0	0-0	W2	1986
Siena	2-0	2-0	0-0	0-0	W2	1994
Sienna Heights	1-0	1-0	0-0	0-0	W1	1982
Slippery Rock	1-0	1-0	0-0	0-0	W1	1977
South Alabama	5-2	5-2	0-0	0-0	W5	1987
South Carolina	16-34-1	11-17	3-14-1	2-3	W1	2005
Southern Mississippi	2-2	2-2	0-0	0-0	W1	2011
SE Missouri State	5-0	4-0	0-0	1-0	W5	2018
Southern	2-0	2-0	0-0	0-0	W2	1984
Southern California	0-4	0-2	0-0	0-2	L4	2004
Stetson	22-10-1	9-6	13-4-1	0-0	W1	2006
Stone Mountain Prep	0-1	0-1	0-0	0-0	L1	1909
Tennessee	45-33	29-17	15-16	1-0	W1	2006
Tennessee Tech	9-1	8-1	0-0	1-0	W7	2020
Tennessee Temple	7-1	7-1	0-0	0-0	W5	1985
Texas A&M	1-1	0-0	0-0	1-1	L1	1992
TCU	1-1	0-0	0-0	1-1	L1	1988
Texas Tech	2-1	2-0	0-0	0-1	W2	2004
Troy	**0-2**	**0-2**	**0-0**	**0-0**	**L2**	**1978**
Tulane	4-1	2-1	0-0	2-0	W4	1996
UAB	1-1	1-0	0-1	0-0	L1	1979
UCLA	3-6	2-4	1-2	0-0	L2	2019
UMBC	3-0	3-0	0-0	0-0	W3	2016
UNC Asheville	8-0	8-0	0-0	0-0	W8	1996
UNC Greensboro	4-1	4-1	0-0	0-0	W4	2014
UNC Wilmington	2-2	2-2	0-0	0-0	W2	1987
UNLV	1-1	0-0	1-1	0-0	W1	1995
USC Aiken	3-2	3-2	0-0	0-0	W1	1986
USC Upstate	**0-1**	**0-1**	**0-0**	**0-0**	**L1**	**2021**
USF	11-2	6-2	5-0	0-0	W2	2014
USSR National Team	1-0	1-0	0-0	0-0	W1	1996
Utah	2-0	0-0	0-0	2-0	W2	1995
Valdosta State	1-4	0-0	1-4	0-0	L1	1967
Vanderbilt	59-38-1	39-15-1	20-23	0-0	L3	2021
VCU	5-1	2-1	0-0	3-0	W1	2016
Villanova	3-1	3-0	0-0	0-1	W3	2004
Virginia	**77-60-2**	**42-21-2**	**28-34**	**7-5**	**L2**	**2021**
Virginia Tech	**39-20**	**23-10**	**16-8**	**0-2**	**W1**	**2021**
Wake Forest	**77-45-1**	**45-17**	**23-23-1**	**9-5**	**W2**	**2021**
Waseda (Japan)	1-1	0-0	0-0	1-1	L1	1986
Washington	4-7	1-2	0-0	3-5	L4	2014
Washington & Lee	7-3	4-2	3-1	0-0	L1	1927
Washington Senators	0-1	0-0	0-0	0-1	L1	1911
West Georgia	11-9	10-6	1-2	0-1	W3	1988
West Liberty	1-0	1-0	0-0	0-0	W1	1969
West Virginia	5-0	5-0	0-0	0-0	W5	2019
West Virginia Wesleyan	1-1	1-1	0-0	0-0	L1	1916
Western Carolina	25-16	24-15	0-1	1-0	W7	2019
Western Kentucky	5-1	5-1	0-0	0-0	W4	1994
Western Michigan	4-0	4-0	0-0	0-0	W4	2017
Wichita State	1-3	0-1	1-2	0-0	W1	1994
William & Mary	3-0	3-0	0-0	0-0	W3	2005
William Jewell	7-1	7-1	0-0	0-0	W5	1979
Winder	0-1	0-0	0-1	0-0	L1	1896
Winthrop	18-1	16-1	2-0	0-0	W3	2012
Wofford	9-0	7-0	2-0	0-0	W9	2007
Wright State	**1-1**	**0-0**	**0-0**	**1-1**	**W1**	**1990**
Xavier	7-1	7-1	0-0	0-0	L1	2010
Yale	4-0-1	2-0	0-0	2-0-1	W3	1973
Youngstown State	5-1	5-1	0-0	0-0	L1	2017

2022 opponents in bold

SERIES HISTORY

Key

Game Type

* NCAA Regional or Playoff
$ College World Series
+ Conference tournament
# Exhibition
f – forfeit
All games 9 innings except where noted - ( )

Neutral Site Designations

1. Atlanta-Fulton County Stadium, Atlanta, Ga.
2. Ponce de Leon Park, Atlanta, Ga.
3. Griffin, Ga. (field unknown)
4. Spiller's Field, Atlanta, Ga.
5. Columbia, S.C. (field unknown)
6. Montgomery, Ala. (field unknown)
7. Rollins College, Winter Park, Fla.
8. Miami, Fla. (field unknown)
9. Sims Legion Park, Gastonia, N.C.
10. Seminole Field, Tallahassee, Fla.
11. Luther Williams Field, Macon, Ga.
12. Americus, Ga. (unknown field)
13. Nat Buring Field, Memphis, Tenn.
14. Boshamer Stadium, Chapel Hill, N.C.
15. Durham Athletic Park, Durham, N.C.
16. Smith-Wills Stadium, Jackson, Miss.
17. Dick Howser Stadium, Tallahassee, Fla.
18. Rainbow Stadium, Honolulu, Hawaii
19. Mark Light Stadium, Miami, Fla.
20. Municipal Stadium, West Palm Beach, Fla.
21. Municipal Stadium, Greenville, S.C.
22. Tiger Field, Douglas, Ga.
23. Barnson Field/Wilson Stadium, Las Vegas, Nev.
24. Douglasville, Ga. (field unknown)
25. Gainesville, Ga. (field unknown)
26. Hubert H. Humphrey Metrodome, Minneapolis, Minn.
27. McKethan Stadium-Perry Field, Gainesville, Fla.
28. Alex Box Stadium, Baton Rouge, La.
29. Louisiana Superdome, New Orleans, La.
30. Osceola County Stadium, Kissimmee, Fla.
31. Titan Field, Fullerton, Calif.
32. Eck Stadium-Tyler Field, Wichita, Kan.
33. Rosenblatt Stadium, Omaha, Neb.
34. Durham Bulls Athletic Park, Durham, N.C.
35. Lindsey Nelson Stadium, Knoxville, Tenn.
36. Griffith Stadium, Charlotte, N.C.
37. Al Lang Stadium, St. Petersburg, Fla.
38. Dudy Noble Field, Starkville, Miss.
39. Disney's Wide World of Sports, Lake Buena Vista, Fla.
40. Knight's Stadium, Fort Mill, S.C.
41. Reckling Park, Houston, Tex.
42. Frank Foley Field, Athens, Ga.
43. Coastal Federal Field, Myrtle Beach, S.C.
44. Salem Memorial Stadium, Salem, Va.
45. Turner Field, Atlanta, Ga.
46. Grayson Stadium, Savannah, Ga.
47. Ripken Stadium, Aberdeen, Md.
48. Baseball Grounds of Jacksonville, Jacksonville, Fla.
49. USA Baseball National Training Complex, Cary, N.C.
50. NewBridge Bank Park, Greensboro, N.C.
51. The Winthrop Ballpark, Rock Hill, S.C.
52. Hawkins Field, Nashville, Tenn.
53. Swayze Field, Oxford, Miss.
54. Springs Brooks Stadium, Conway, S.C.
55. SunTrust Park, Atlanta, Ga.
56. Louisville Slugger Field, Louisville, Ky.
57. Patterson Stadium, Louisville, Ky.
58. Gwinnett Stripers Stadium, Lawrenceville, Ga.
59. Truist Field, Charlotte, N.C.

Akron
(3-0-0)
H: 3-0, A: 0-0, N: 0-0
2-15-2013 . . . .hW. 3-0
2-16-2013 . . . .hW. 10-3
2-17-2013 . . . .hW. 5-3

Alabama
(30-39-1)
H: 14-14-1, A: 12-23, N: 4-2
4-8-1904 . . . . .hW. 8-4
4-9-1904 . . . . .hW. 11-4
4-9-1904 . . . . .hW. 8-3
5-8-1908 . . . . .aL 1-5
5-9-1908 . . . . .aL (10) 0-1
5-10-1908 . . . .aL 3-10
4-2-1910 . . . . .aL 3-4
4-3-1910 . . . . .aW. 3-1
4-28-1911 . . . .aW. 4-3
4-29-1911 . . . .aL 1-2
4-25-1913 . . . .aL 3-7
4-26-1913 . . . .aL 4-5
4-24-1914 . . . .aL 2-11
4-25-1914 . . . .aW. 12-8
4-25-1914 . . . .aW. 7-0
5-1-1914 . . . . .hW. 4-3
5-2-1914 . . . . .hW. 5-4
4-9-1915 . . . . .hL 1-2
4-10-1915 . . . .hW. 7-6
5-1-1919 . . . . .aL 1-11
5-1-1919 . . . . .aL 2-6
4-25-1923 . . . .aW. 6-3
4-26-1923 . . . .6W. 11-2
5-9-1924 . . . . .hL (10) 6-8
4-17-1925 . . . .aW. 9-2
4-18-1925 . . . .aL 10-17
4-14-1926 . . . .hW. 7-5
4-15-1926 . . . .hT (10) 8-8
4-16-1926 . . . .6W. 12-6
4-17-1926 . . . .6W. 12-10
4-20-1927 . . . .hW. 9-4
4-21-1927 . . . .hW. 7-6
4-22-1927 . . . .aL 5-8
4-23-1927 . . . .aW. 6-3
4-25-1928 . . . .aL 3-4
4-26-1928 . . . .aW. 5-3
4-28-1928 . . . .hL 1-7
4-24-1929 . . . .hL 4-7
4-25-1929 . . . .hL 3-9
4-26-1929 . . . .aL 3-6
4-27-1929 . . . .aW. 4-2
4-21-1930 . . . .hW. 7-6
4-22-1930 . . . .hL 2-7
4-25-1930 . . . .aL 2-16
4-26-1930 . . . .aL 3-15
4-14-1933 . . . .aL 2-6
4-25-1933 . . . .hW. 6-4
4-13-1934 . . . .aW. 9-5
4-14-1934 . . . .aL 2-11
4-20-1934 . . . .hL 3-4
4-21-1934 . . . .hL 1-8
4-2-1935 . . . . .aL 3-10
4-26-1937 . . . .hL 1-7
4-27-1937 . . . .hL 1-3
4-27-1938 . . . .aL 3-6
4-28-1938 . . . .aL 3-9
4-9-1943 . . . . .hL 1-10
5-14-1943 . . . .aW. 15-4
5-15-1943 . . . .aL 2-6
5-9-1957 . . . . .aW+. 5-4
5-10-1957 . . . .hL+ 10-11
5-13-1957 . . . .hW+ 10-1
5-25-1986 . . . .19W* 12-6
5-25-1991 . . . .17L* 4-8
2-9-1996 . . . . .30L 2-7
6-05-2010 . . . .hW* 5-2
6-06-2010 . . . .hL* 1-8
6-07-2010 . . . .hL* 8-10
3-13-2018 . . . .aL 7-12
3-20-2018 . . . .hW. 6-4

Alabama State
(1-0)
H: 1-0, A: 0-0, N: 0-0
3-26-2008 . . . .hW. 17-4

Albany
(1-0)
H: 0-0, A: 0-0, N: 1-0
2-22-2015 . . . .54W. 9-8

Alma College
(2-2)
H: 2-2, A: 0-0, N: 0-0
3-20-1968 . . . .hW. 14-3
3-21-1968 . . . .hL 4-5
3-25-1970 . . . .hL 7-8
3-26-1970 . . . .hW. 10-1

Anderson College
(3-1)
H: 3-1, A: 0-0, N: 0-0
4-11-1968 . . . .hW. 16-4
4-12-1968 . . . .hW. 14-10
3-29-1975 . . . .hW. 11-5
4-2-1980 . . . . .hL 5-9

Appalachian State
(16-1)
H: 16-1, A: 0-0, N: 0-0
3-24-1978 . . . .hW. 19-13
3-9-1980 . . . . .hL 3-10
3-9-1983 . . . . .hW. 11-10
3-3-1984 . . . . .hW. 6-4
4-21-1987 . . . .hW. 9-1
3-7-1989 . . . . .hW. 15-3
3-8-1989 . . . . .hW. 16-8
3-6-1990 . . . . .hW. 6-5
3-7-1990 . . . . .hW. 9-1
3-5-1991 . . . . .hW. 10-0
3-6-1991 . . . . .hW. 20-9
2-25-1992 . . . .hW. 9-4
2-26-1992 . . . .hW. 8-3
3-30-1993 . . . .hW. 10-2
3-31-1993 . . . .hW. 7-2
3-8-1994 . . . . .hW. 22-4
3-9-1994 . . . . .hW. 22-4

Arizona
(0-2)
H: 0-0, A: 0-0, N: 0-2
3-31-1989 . . . .26L 1-3
4-2-1989 . . . . .26L 4-12

Arizona State
(0-1)
H: 0-0, A: 0-0, N: 0-1
5-25-1998 . . . .32L* 1-3

Arkansas
(2-1)
H: 0-0, A: 0-0, N: 2-1
5-26-1985 . . . .17L* 5-7
3-6-1993 . . . . .26W. 3-2
5-23-1998 . . . .32W* 2-0

Arkansas-Pine Bluff
(1-0)
H: 1-0, A: 0-0, N: 0-0
2-27-18 . . . . .hW. 8-0

Armstrong State
(4-2)
H: 3-2, A: 1-0, N: 0-0
5-8-1981 . . . . .hW. 11-8
2-26-1986 . . . .hL 12-13
2-27-1986 . . . .hL (10) 6-7
4-14-1987 . . . .hW. 19-15
4-22-1988 . . . .hW. 8-6
2-23-2003 . . . .aW. 12-4

Army
(2-1-1)
H: 0-0, A: 0-0, N: 2-1-1
3-24-1960 . . . .8W. 13-0
3-25-1960 . . . .8W. 5-2
3-23-1961 . . . .8T 2-2
3-24-1961 . . . .8L (7) 6-7

Atlanta Athletic Club
(1-0)
H: 1-0, A: 0-0, N: 0-0
3-28-1903 . . . .hW# 11-3

Atlanta Braves
(0-12-1)
H: 0-0, A: 0-0, N: 0-12-1
4-6-1977 . . . . .1L# 0-7
4-5-1978 . . . . .1L# 3-13
4-4-1979 . . . . .1L# 0-5
3-5-1987 . . . . .20L# 3-9
3-2-1989 . . . . .20L# 0-3
3-4-1993 . . . . .20L# 2-14
3-2-1995 . . . . .20L# 1-5
2-27-1997 . . . .20L# 2-7
3-4-1999 . . . . .39L# 5-15
3-1-2001 . . . . .39L# 4-18
2-27-2003 . . . .39T# (4) 3-3
3-2-2005 . . . . .39L# 0-12
2-28-2007 . . . .39L# 0-5

Atlanta Colts
(0-2)
H: 0-0, A: 0-0, N: 0-2
4-12-1895 . . . .nL# 4-16
4-15-1896 . . . .nL# 8-20

Atlanta Crackers
(0-5-1)
H: 0-0, A: 0-4-1, N: 0-1
4-21-1903 . . . .aL# 5-22
4-24-1903 . . . .aL# 1-16
3-23-1904 . . . .aL# 1-6
3-12-1927 . . . .aL# 2-6
3-25-1929 . . . .aT# 6-6
4-2-1956 . . . . .2L# 4-6

Atlanta Pretzels
(0-1)
H: 0-0, A: 0-1, N: 0-0
4-9-1902 . . . . .aL# 1-12

Atlanta Spellers
(0-1)
H: 0-0, A: 0-1, N: 0-0
4-8-1898 . . . . .aL# 2-5

Auburn
(112-125-5)
H: 65-53-2, A: 44-65-2, N: 3-7-1
4-10-1897 . . . .aL 4-6
4-16-1898 . . . .aW. 4-3
4-8-1899 . . . . .aW. 10-8
4-22-1899 . . . .hW. 6-4
5-5-1900 . . . . .aL 4-9
5-4-1901 . . . . .hW. 15-12
4-25-1903 . . . .hW. 8-7
4-23-1904 . . . .hW. 4-3
5-5-1905 . . . . .hL 0-1
5-6-1905 . . . . .hL 2-4
5-11-1906 . . . .hL (11) 1-2
5-12-1906 . . . .hW. 5-0
5-12-1906 . . . .hW (8) 4-0
5-10-1907 . . . .aL 2-3
5-11-1907 . . . .aW (12) 2-0
5-12-1907 . . . .aL (7) 1-4
5-1-1908 . . . . .hL 0-1
5-2-1908 . . . . .hW. 7-2
5-11-1908 . . . .aW. 6-0
5-12-1908 . . . .aL 3-8
4-29-1909 . . . .aL 0-6
4-30-1909 . . . .aW. 8-2
5-7-1909 . . . . .hL 0-2
5-8-1909 . . . . .hW. 6-5
4-15-1910 . . . .aL 1-16
5-6-1910 . . . . .hW. 3-1
4-17-1911 . . . .hW. 4-1
4-18-1911 . . . .hW. 9-4
5-2-1912 . . . . .hW. 3-2
5-3-1912 . . . . .hL 5-7
5-4-1912 . . . . .hW. 5-3
4-18-1913 . . . .aL 2-3
4-19-1913 . . . .aW. 11-4
4-19-1913 . . . .aL 3-4
3-27-1914 . . . .hL 4-9
3-28-1914 . . . .hW. 10-5
4-16-1915 . . . .aT 6-6
4-17-1915 . . . .aW. 12-2
4-18-1915 . . . .aW. 7-1
4-14-1916 . . . .hW. 6-4
4-15-1916 . . . .hL 9-10
4-16-1916 . . . .hL 0-3
4-14-1917 . . . .aL (10) 4-5
4-14-1917 . . . .aL 1-4
4-12-1918 . . . .aW. 8-4
4-13-1918 . . . .aL 4-10
4-20-1918 . . . .aW. 8-3
4-21-1918 . . . .aL (5) 0-6
4-11-1919 . . . .hW. 2-1
4-12-1919 . . . .hW. 4-2
4-16-1920 . . . .aW. 6-2
4-17-1920 . . . .aL 4-5
4-15-1921 . . . .hW. 8-3
4-19-1921 . . . .hW. 7-6
4-1-1922 . . . . .hL 6-7
4-15-1922 . . . .aL 5-8
4-16-1922 . . . .aW. 5-4
4-14-1923 . . . .hL 3-7
4-23-1923 . . . .aT (5) 2-2
4-24-1923 . . . .6T (6) 1-1
4-5-1924 . . . . .aW. 17-5
4-6-1924 . . . . .aW. 2-0
5-14-1924 . . . .hW. 7-6
5-15-1924 . . . .hW. 2-0
4-24-1925 . . . .hW. 25-2
4-25-1925 . . . .aW. 10-8
4-9-1926 . . . . .hW. 5-0
4-10-1926 . . . .hW. 13-7
4-8-1927 . . . . .6L 2-10
4-9-1927 . . . . .6L 5-7
4-17-1928 . . . .aL 4-15
4-18-1928 . . . .aW. 11-2
4-21-1928 . . . .hW. 7-5
4-3-1929 . . . . .aL 3-23
4-4-1929 . . . . .aL 10-16
4-19-1929 . . . .hW. 12-7
4-20-1929 . . . .hW. 8-3
4-16-1930 . . . .hL 4-7
4-17-1930 . . . .hW. 6-2
4-24-1931 . . . .hW. 11-7
4-25-1931 . . . .hL 8-13
5-11-1931 . . . .aL 5-11
5-12-1931 . . . .aL 0-13
4-15-1932 . . . .hT 6-6
4-16-1932 . . . .hL 10-12
4-16-1932 . . . .hW. 5-4
4-29-1932 . . . .aL (10) 7-8
4-7-1933 . . . . .hW. 4-3
4-8-1933 . . . . .hL 7-11
4-28-1933 . . . .aL (10) 3-4
4-29-1933 . . . .aL 5-9
4-6-1934 . . . . .hW. 10-4
4-7-1934 . . . . .hL 4-7
4-28-1934 . . . .aL 0-1
4-22-1935 . . . .aW. 6-3
4-23-1935 . . . .aW. 4-3
4-7-1937 . . . . .hL 2-3
5-1-1937 . . . . .aL 5-6
5-1-1937 . . . . .aW (7) 3-2
4-29-1938 . . . .aW. 9-6
4-30-1938 . . . .aL 2-9
5-11-1938 . . . .hW. 6-2
5-12-1938 . . . .hW. 5-4
4-14-1939 . . . .aL 2-5
4-15-1939 . . . .aL 4-11
5-1-1939 . . . . .hL 2-11
5-2-1939 . . . . .hW. 5-4
4-5-1940 . . . . .hW. 4-2
4-6-1940 . . . . .hL 1-7
4-20-1940 . . . .aL 0-2
4-16-1941 . . . .aW. 5-3
4-17-1941 . . . .aW. 7-4
4-28-1941 . . . .hL 6-9
4-29-1941 . . . .hL 3-7
4-10-1942 . . . .aL 1-7
4-11-1942 . . . .aL 4-8
4-20-1942 . . . .hW. 15-10
4-21-1942 . . . .hL 9-11
5-19-1947 . . . .aL 4-8
5-20-1947 . . . .aL 4-17
5-26-1947 . . . .hW. 12-2
5-27-1947 . . . .hL 5-14
4-16-1948 . . . .aL 4-17
4-17-1948 . . . .aW. 10-8
5-17-1948 . . . .hW. 13-8
5-18-1948 . . . .hW. 12-6
4-15-1949 . . . .hL 8-12
4-16-1949 . . . .hW. 5-3
4-25-1949 . . . .aW. 8-2
4-26-1949 . . . .aL 3-4
4-14-1950 . . . .aL 5-9
4-15-1950 . . . .aW. 9-8
5-5-1950 . . . . .hW. 8-4
5-6-1950 . . . . .hL 3-8
3-30-1951 . . . .hL 2-23
3-31-1951 . . . .hW. 11-9
4-28-1951 . . . .aL 1-6
3-31-1952 . . . .hT 4-4
4-1-1952 . . . . .hL 4-11
4-4-1952 . . . . .aW. 10-3
4-5-1952 . . . . .aW. 3-2
3-30-1953 . . . .hW. 6-5
3-31-1953 . . . .hL 7-14
4-13-1953 . . . .aL 4-11
4-14-1953 . . . .aW. 8-5
4-9-1954 . . . . .hL 2-5
4-10-1954 . . . .hW. 6-4
5-7-1954 . . . . .aW. 9-6
5-8-1954 . . . . .aL 9-21
4-1-1955 . . . . .aW. 5-3
4-2-1955 . . . . .aL 3-7
4-18-1955 . . . .hL 8-13
4-19-1955 . . . .hW. 12-7
4-27-1956 . . . .aL 0-1
4-28-1956 . . . .aL 3-9
4-28-1956 . . . .aW. 10-1
4-26-1957 . . . .hW. 2-1
4-27-1957 . . . .hL 2-3
4-27-1957 . . . .hW. 8-7
4-11-1958 . . . .aL 11-14
4-12-1958 . . . .aL 3-11
4-18-1958 . . . .hL (12) 2-3
4-19-1958 . . . .hL 0-15
4-10-1959 . . . .aW. 7-2
4-11-1959 . . . .aL 4-9
4-17-1959 . . . .hW. 5-1
4-1-1960 . . . . .hW. 3-2
4-2-1960 . . . . .hL 4-5
4-22-1960 . . . .aW. 7-6
4-23-1960 . . . .aW. 12-0
4-1-1961 . . . . .hL 6-7
4-1-1961 . . . . .hL (7) 10-12
4-21-1961 . . . .aL 13-24
4-22-1961 . . . .aL 5-9
3-23-1962 . . . .aL 1-9
3-24-1962 . . . .aL 2-3
3-30-1962 . . . .hL 6-8
3-29-1963 . . . .hL 3-11
3-30-1963 . . . .hL 3-5
4-9-1963 . . . . .aL 0-4
4-10-1963 . . . .aL 4-6
4-10-1964 . . . .hL 4-10
4-11-1964 . . . .hL 6-8

SERIES HISTORY

5-8-1964 . . . . aL 1-5
5-9-1964 . . . . aL 2-10
4-9-1965 . . . . aL 3-12
4-10-1965 . . . . aL 0-4
5-7-1965 . . . . hW 5-4
5-8-1965 . . . . hW 13-5
4-23-1966 . . . . aL (7) 1-2
4-23-1966 . . . . aW (7) 8-2
5-17-1966 . . . . hL 0-1
5-18-1966 . . . . hW 13-3
4-14-1967 . . . . hL (13) 2-4
4-15-1967 . . . . hL (12) 6-9
5-19-1967 . . . . aW 12-8
5-20-1967 . . . . aL 6-8
5-15-1974 . . . . 12L 7-11
5-21-1975 . . . . 12L 5-6
5-18-1976 . . . . 12L 4-6
5-17-1977 . . . . 12L 6-7
5-16-1978 . . . . 12W. 10-8
5-15-1979 . . . . 12W. 7-6
5-12-1982 . . . . hW 8-6
4-14-1983 . . . . hW 16-7
5-4-1983 . . . . aL (10) 3-4
5-4-1984 . . . . hW 8-5
4-4-1985 . . . . hW 12-5
4-24-1985 . . . . aL 5-6
4-23-1986 . . . . hW 6-4
4-28-1986 . . . . aL (10) 7-8
4-28-1987 . . . . hL 6-11
5-6-1987 . . . . aW 9-5
3-8-1988 . . . . hL 3-14
2-28-1989 . . . . aL 7-9
4-18-1989 . . . . hW 14-6
2-5-1993 . . . . 30W. 5-4
1-29-1999 . . . . 39L 12-17
3-6-2001 . . . . aL 0-4
4-17-2001 . . . . hW 11-1
4-9-2002 . . . . aW 9-5
4-16-2002 . . . . hW 10-4
3-11-2003 . . . . aW 4-2
3-18-2003 . . . . hL 5-7
3-2-2004 . . . . aL 2-6
3-30-2004 . . . . hW 20-5
3-23-2005 . . . . hL (11) 6-7
4-5-2005 . . . . aW 3-2
2-24-2015 . . . . aL 1-7
3-24-2015 . . . . hW 4-1
3-8-2016 . . . . aW 4-1
3-15-2016 . . . . hL 3-14
3-21-2017 . . . . hL 4-7
4-4-2017 . . . . aW 11-8
3-13-2018 . . . . aL 7-12
3-20-2018 . . . . hW 6-4
4-2-2019 . . . . aW 9-3
4-16-2019 . . . . hW 11-6
6-1-2019 . . . . hL* 5-6
6-2-2019 . . . . hL* 1-4
3-10-2020 . . . . aW 6-2
4-13-2021 . . . . hL 3-7

Augusta State
(14-3)
H: 12-1, A: 2-2, N: 0-0
3-12-1982 . . . . hL (7) 1-3
3-12-1982 . . . . hW (8) 6-5
4-11-1985 . . . . hW 15-4
4-10-1986 . . . . hW 12-4
5-5-1986 . . . . aW 13-0
4-7-1987 . . . . aL 4-7
5-3-1987 . . . . hW 18-8
5-4-1987 . . . . hW 14-7
4-27-1988 . . . . aL 6-7
4-30-1988 . . . . hW 3-1
5-1-1988 . . . . hW 13-3
4-23-1989 . . . . hW 15-4
4-25-1989 . . . . hW 18-0
4-23-1990 . . . . hW 15-2
4-24-1990 . . . . hW 4-2
4-3-1991 . . . . aW 8-1
5-5-1991 . . . . hW (8) 6-1

Austin Peay
(2-1)
H: 1-1, A: 0-0, N: 1-0
5-24-1996 . . . . 28W* 14-3
6-3-2011 . . . . hL* 1-2
6-5-2011 . . . . hW* 12-2

Baldwin-Wallace
(1-0)
H: 1-0, A: 0-0, N: 0-0
3-24-1977 . . . . hW 9-2

Ball State
(4-0)
H: 4-0, A: 0-0, N: 0-0
2-28-1983 . . . . hW 8-4
3-1-1983 . . . . hW (7) 14-4
3-1-1983 . . . . hW (7) 12-0
2-26-1985 . . . . hW 21-11

Baptist
(3-0)
H: 3-0, A: 0-0, N: 0-0
4-13-1977 . . . . hW 17-16
4-14-1977 . . . . hW 3-2
4-26-1988 . . . . hW 15-1

Belmont
(2-1)
H: 2-1, A: 0-0, N: 0-0
3-3-2017 . . . . hW 12-3
3-4-2017 . . . . hW 10-2
3-5-2017 . . . . hL 5-11

Berry
(4-3)
H: 3-2, A: 1-1, N: 0-0
5-14-1965 . . . . hW 7-1
5-19-1966 . . . . hW 10-3
5-12-1967 . . . . aW 3-1
5-17-1967 . . . . hL 3-5
4-25-1968 . . . . hW 10-9
5-14-1969 . . . . aL 0-1
5-14-1970 . . . . hL 4-7

Bethune-Cookman
(1-0)
H: 0-0, A: 0-0, N: 1-0
6-4-2016 . . . . . 27W* 12-3

Bingham-Mebane
(2-2)
H: 2-1, A: 0-1, N: 0-0
5-3-1906 . . . . aL# 4-8
3-30-1917 . . . . hW 4-3
3-31-1917 . . . . hW 11-2
3-31-1917 . . . . hL (7) 3-4

Boston College
(20-13)
H: 10-3, A: 9-9, N: 1-1
4-28-2006 . . . . aW 12-4
4-29-2006 . . . . aL 4-5
4-30-2006 . . . . al 1-5
3-16-2007 . . . . hW 10-0
3-17-2007 . . . . hW 5-2
3-18-2007 . . . . hL 2-9
3-29-2008 . . . . aW 5-2
3-29-2008 . . . . aW 13-2
3-30-2008 . . . . aW 3-2
3-13-2009 . . . . hW 5-4
5-21-2009 . . . . 34L+ 3-7
5-20-2010 . . . . aW 15-8
5-21-2010 . . . . aW 7-5
5-22-2010 . . . . aL 3-6
4-22-2011 . . . . hW 2-0
4-23-2011 . . . . hW 8-1
4-24-2011 . . . . hW 10-8
3-23-2012 . . . . aL 7-15
3-24-2012 . . . . aL 3-4
3-24-2012 . . . . aW 2-1
3-15-2013 . . . . hW 12-5
3-16-2013 . . . . hW 11-3
3-17-2013 . . . . hW 9-1
4-17-2015 . . . . aL 0-1
4-18-2015 . . . . aL 1-6
4-19-2015 . . . . aL 0-4
5-19-2016 . . . . hW 6-3
5-21-2016 . . . . hL 3-8
5-21-2016 . . . . hL 6-7
5-24-2016 . . . . 15W+ 6-0
4-12-2019 . . . . aL 2-9
4-13-2019 . . . . aW 9-1
4-14-2019 . . . . aW 7-0

Bowling Green
(4-3)
H: 4-3, A: 0-0, N: 0-0
3-28-1969 . . . . hL (11) 5-6
3-20-1971 . . . . hW 7-2
3-24-1973 . . . . hL 1-2
3-23-1974 . . . . hL 2-3
2-28-2014 . . . . hW 3-2
3-1-2014 . . . . hW 8-3
3-2-2014 . . . . hW 8-5

Bradley
(0-1)
H: 0-1, A: 0-0, N: 0-0
2-17-2018 . . . . hL 7-10

Buffalo
(0-2)
H: 0-2, A: 0-0, N: 0-0
3-18-1915 . . . . hL# 2-7
3-19-1915 . . . . hL# 0-8

BYU
(1-0)
H: 1-0, A: 0-0, N: 0-0
2-17-2017 . . . . hW 5-3

Cal State Fullerton
(3-3)
H: 0-0, A: 0-2, N: 3-1
3-5-1993 . . . . 26W (11) . . . 7-6
2-27-1994 . . . . aL 0-2
6-3-1994 . . . . 33W$. 2-0
6-8-1994 . . . . 33W$ (12) . . 3-2
2-28-2004 . . . . aL 1-7
6-18-2006 . . . . 33L$ 5-7

California
(0-2)
H: 0-0, A: 0-0, N: 0-2
5-24-1992 . . . . 27L* 2-3
5-25-1995 . . . . 35L* 3-4

Camp Gordon
(1-0)
H: 1-0, A: 0-0, N: 0-0
3-22-1919 . . . . hW# 11-4

Campbell
(4-0)
H: 4-0, A: 0-0, N: 0-0
3-2-1982 . . . . hW 12-11
3-5-1990 . . . . hW 8-6
3-4-2003 . . . . hW 5-3
3-5-2003 . . . . hW 3-1

Centenary
(1-0)
H: 1-0, A: 0-0, N: 0-0
4-5-1977 . . . . hW 18-3

Central
(4-0)
H: 4-0, A: 0-0, N: 0-0
5-17-1901 . . . . hW (f) 9-0
5-18-1901 . . . . hW 15-6
5-15-1908 . . . . hW 14-2
5-16-1908 . . . . hW 7-0

Central Florida
(1-2)
H: 0-0, A: 0-0, N: 1-2
5-25-1989 . . . . 27L* 4-6
2-6-1993 . . . . 30W. 13-2
2-11-1996 . . . . 30L 7-8

Central Michigan
(2-0)
H: 1-0, A: 0-0, N: 1-0
3-7-1985 . . . . hW 11-6
5-23-1985 . . . . 17W* 7-6

Charleston Southern
(12-1)
H: 12-1, A: 0-0, N: 0-0
2-10-1995 . . . . hW (7) 14-1
2-11-1995 . . . . hW (7) 8-4
2-11-1995 . . . . hW (7) 6-1
3-25-1997 . . . . hW (11) . . 12-11
3-26-1997 . . . . hW 16-6
2-11-1998 . . . . hL 4-10
3-2-1999 . . . . hW 22-4
3-3-1999 . . . . hW 20-13
3-28-2000 . . . . hW 6-3
3-29-2000 . . . . hW 12-5
5-4-2001 . . . . hW 9-4
5-5-2001 . . . . hW 9-3
5-6-2001 . . . . hW 10-5

Charlotte
(5-0)
Formerly: UNC-Charlotte
H: 4-0, A: 1-0, N: 0-0
4-12-1982 . . . . aW 12-9
3-3-1998 . . . . hW 12-4
5-5-2012 . . . . hW 9-0
5-6-2012 . . . . hW 6-3
5-6-2012 . . . . hW (11) 6-5

Chattanooga
(3-2)
Formerly: UT-Chattanooga
H: 2-1, A: 1-1, N: 0-0
4-6-1968 . . . . hL 4-5
4-12-1969 . . . . aL 5-8
4-19-1969 . . . . hW 9-0
3-28-1973 . . . . aW 4-1
4-15-1974 . . . . hW 9-0

Chicopee Mills
(1-1)
H: 0-1, A: 0-0, N: 1-0
8-25-1946 . . . . 25W. 10-9
8-29-1946 . . . . hL 1-6

Cincinnati
(9-0)
H: 8-0, A: 0-0, N: 1-0
3-25-1921 . . . . hW 18-0
3-26-1921 . . . . hW 17-5
4-17-1935 . . . . hW 1-0
5-12-1978 . . . . 10W+ 6-5
3-17-1984 . . . . hW 16-2
2-20-1998 . . . . hW 17-1
2-21-1998 . . . . hW 19-2
2-22-1998 . . . . hW 9-6
2-15-2020 . . . . hW 6-4

The Citadel
(2-0)
H: 2-0, A: 0-0, N: 0-0
4-12-2000 . . . . hW 13-3
3-26-2013 . . . . hW 5-4

Clemson
(115-115-3)
H: 80-45-2, A: 24-51-1, N: 11-19
4-12-1902 . . . . hW 12-4
4-11-1903 . . . . hL 1-5
4-22-1904 . . . . hL 1-6
5-14-1904 . . . . aL 1-11
4-22-1905 . . . . hW 5-4
4-22-1905 . . . . hL 3-5
3-24-1906 . . . . hW 3-1
4-30-1906 . . . . aW 6-0
4-5-1907 . . . . hW 4-2
4-6-1907 . . . . hT (11) 2-2
4-3-1908 . . . . hW 4-3
4-4-1908 . . . . hW (11) 5-4
5-13-1910 . . . . hW 5-0
5-14-1910 . . . . hW (7) 4-0
5-15-1910 . . . . hW (7) 11-3
4-12-1912 . . . . hL 4-6
4-13-1912 . . . . hW 4-2
3-28-1913 . . . . hW 3-0
3-29-1913 . . . . hW 3-1
4-25-1917 . . . . 5W. 3-2
4-26-1917 . . . . 5W. 5-1
4-5-1919 . . . . hW 5-0
4-6-1919 . . . . hW 9-3
4-23-1920 . . . . hW 2-1
4-24-1920 . . . . hW (10) 5-4
4-1-1921 . . . . hW 7-0
4-2-1921 . . . . hW 10-1
3-24-1922 . . . . hW 9-4
3-25-1922 . . . . hW 6-2
3-20-1925 . . . . hW 4-0
3-21-1925 . . . . hW 6-0
3-19-1926 . . . . hW 5-2
3-20-1926 . . . . hL (10) 5-6
3-18-1927 . . . . hW 11-5
3-19-1927 . . . . hW 10-1
3-23-1928 . . . . hW 14-4
3-24-1928 . . . . hW 7-5
4-12-1929 . . . . hW 5-2
4-13-1929 . . . . hL 4-7
3-28-1930 . . . . hW 10-9
3-29-1930 . . . . hW 4-1
4-5-1935 . . . . aL 0-4
4-26-1935 . . . . hL 2-10
4-27-1935 . . . . hW 6-0
4-27-1935 . . . . hW 2-1
4-24-1943 . . . . hL 4-5
5-7-1943 . . . . aW 14-6
5-8-1943 . . . . aL 10-11
4-15-1955 . . . . hW 6-4
4-16-1955 . . . . aL 4-8
4-18-1956 . . . . aW 21-6
4-25-1956 . . . . hW 2-1
5-6-1957 . . . . hL 0-5
5-7-1957 . . . . aL (10) 6-7
4-8-1958 . . . . hW 8-1
6-4-1959 . . . . 9L* 6-9
3-31-1960 . . . . aL 0-10
5-2-1961 . . . . hL 5-15
4-21-1962 . . . . hL 6-9
4-21-1962 . . . . hL (7) 4-18
3-27-1963 . . . . hL 4-6
4-3-1963 . . . . aW 10-8
4-14-1964 . . . . aL 4-22
5-14-1964 . . . . hW 4-3
4-3-1965 . . . . aL 2-4
4-3-1965 . . . . aT 6-6
5-11-1965 . . . . hT 4-4
4-18-1966 . . . . aL 9-14
5-20-1966 . . . . hW 4-1
4-4-1967 . . . . aL 1-10
5-6-1967 . . . . hL 0-4
4-15-1968 . . . . aL 3-6
5-4-1968 . . . . hW 7-0
4-14-1969 . . . . aW 4-3
4-7-1970 . . . . aL 6-17
5-7-1970 . . . . hW 7-1
4-13-1971 . . . . hW 8-4
4-21-1971 . . . . aW 4-1
4-9-1972 . . . . aL 0-1
4-3-1974 . . . . hW 11-7
4-9-1974 . . . . aL 3-12
4-17-1974 . . . . aL 8-10
4-8-1975 . . . . hL 3-10
4-22-1975 . . . . hL 3-18
4-5-1976 . . . . hL 3-12
4-12-1976 . . . . hL 10-12
4-8-1977 . . . . hL 7-8
4-7-1978 . . . . hL 9-13
4-13-1978 . . . . aW 2-1
4-11-1979 . . . . hL 6-14
4-18-1979 . . . . aL 2-20
4-3-1980 . . . . aL 1-18
4-9-1980 . . . . hW 12-10
4-2-1981 . . . . aL 4-6
4-7-1981 . . . . hL 5-10
4-22-1981 . . . . 14L+ 6-7
4-1-1982 . . . . aL 4-17
4-7-1982 . . . . hL 2-10
4-22-1982 . . . . 14L+ 2-16
4-7-1983 . . . . hW 7-6
4-17-1983 . . . . aL 6-19
3-27-1984 . . . . aL 1-5
4-11-1984 . . . . hL 2-7
4-3-1985 . . . . aL 2-4
4-10-1985 . . . . hW 9-8
4-19-1985 . . . . hW+ 12-9
4-20-1985 . . . . hW+ 7-5
4-22-1986 . . . . hL 3-6
5-7-1986 . . . . aW 7-0
5-15-1986 . . . . 15W+ 16-5
4-8-1987 . . . . hW 4-2
4-15-1987 . . . . aW 7-6
4-22-1987 . . . . hW 12-2
5-16-1987 . . . . 21W+ 7-1
4-6-1988 . . . . aL 3-7
4-13-1988 . . . . hL 2-4
4-21-1988 . . . . aL 4-7
4-12-1989 . . . . hL 5-7
4-19-1989 . . . . aL 5-16
4-26-1989 . . . . hW 11-4
5-14-1989 . . . . 21L+ 3-9
4-27-1990 . . . . hL 12-14
4-28-1990 . . . . aW 8-3
4-29-1990 . . . . hL 10-17
4-26-1991 . . . . aL (10) 8-9
4-27-1991 . . . . hL 0-8
4-28-1991 . . . . aW 11-6
5-13-1991 . . . . 21L+ 5-6
5-14-1991 . . . . 21L+ 8-24
4-24-1992 . . . . hW 6-2
4-25-1992 . . . . hW (10) 7-6
4-26-1992 . . . . hL 4-5
5-12-1992 . . . . 21L+ 4-5
4-23-1993 . . . . aW 11-0
4-24-1993 . . . . aW 10-5
4-25-1993 . . . . aW 6-0
5-17-1993 . . . . 21L+ 8-9
5-13-1994 . . . . hL (10) 8-9
5-14-1994 . . . . hW 20-4
5-15-1994 . . . . hL 4-7
5-20-1994 . . . . 21L+ 6-9
4-28-1995 . . . . aL 5-8
4-29-1995 . . . . aL 1-6
4-30-1995 . . . . aL 5-6
5-10-1996 . . . . hL (10) 8-9
5-11-1996 . . . . hW 4-0
5-12-1996 . . . . hL 2-9
5-16-1996 . . . . 14L+ 1-6
4-25-1997 . . . . aL 4-7
4-26-1997 . . . . aW 19-4
5-15-1997 . . . . 37L+ 4-7
5-3-1998 . . . . hW 7-6
5-4-1998 . . . . hW 9-7
5-5-1998 . . . . hW 14-5
5-14-1998 . . . . 34W+ 10-6
4-23-1999 . . . . aL 4-24
4-24-1999 . . . . aL 8-13
4-25-1999 . . . . aL 5-6
4-28-2000 . . . . hW 7-4
4-29-2000 . . . . hW 9-7
4-30-2000 . . . . hL 12-13
5-19-2000 . . . . 40W+ 9-8
5-20-2000 . . . . 40W+ 8-4
4-20-2001 . . . . aL 0-3
4-21-2001 . . . . aL 1-5
4-22-2001 . . . . aW 5-3
5-4-2002 . . . . hL 9-12
5-5-2002 . . . . hW 15-6
5-6-2002 . . . . hW 11-0
5-22-2002 . . . . 37L+ 0-10
6-16-2002 . . . . 33L$ 7-9
4-25-2003 . . . . aL (10) 7-9
4-26-2003 . . . . aL 5-10
4-27-2003 . . . . aL 3-11
5-14-2004 . . . . hW 8-3
5-15-2004 . . . . hW 11-3
5-16-2004 . . . . hW 8-4
5-27-2004 . . . . 44W+(13) . 11-7
4-29-2005 . . . . aW 18-14
4-30-2005 . . . . aL 5-6
5-1-2005 . . . . aW 6-4
4-14-2006 . . . . hL 6-7
4-15-2006 . . . . hW 12-3
4-16-2006 . . . . hW 22-4
5-25-2006 . . . . 48L+ 2-3
5-27-2006 . . . . 48W+ (10) . . 8-7
5-27-2006 . . . . 48L+ 11-16
6-16-2006 . . . . 33L$ 4-8
4-27-2007 . . . . aL (11) 2-3
4-28-2007 . . . . aL 3-10
4-29-2007 . . . . aW 6-3
5-9-2008 . . . . hW 5-1
5-10-2008 . . . . hW 7-1
5-11-2008 . . . . hL 6-16
5-24-2008 . . . . 48L+ 4-10
4-24-2009 . . . . aW 5-4
4-25-2009 . . . . aL 5-8
4-26-2009 . . . . aL 3-6
4-16-2010 . . . . hW (10) 8-6
4-17-2010 . . . . hW 4-3
4-18-2010 . . . . hW 11-3
5-29-2010 . . . . 50L+ 3-9
4-29-2011 . . . . aL 2-4
4-30-2011 . . . . aW 5-1
5-1-2011 . . . . aL 1-3
5-25-2011 . . . . 34L+ 0-9
4-27-2012 . . . . hW (13) 6-5
4-28-2012 . . . . hL 7-13
4-29-2012 . . . . hL 8-11
5-26-2012 . . . . 50W+ 5-1
4-26-2013 . . . . aL 3-11
4-26-2013 . . . . aL (11) 3-4
4-27-2013 . . . . aW 14-9
5-23-2014 . . . . 50W+ 3-0
4-24-2015 . . . . hW 4-2
4-25-2015 . . . . hL 3-11
4-26-2015 . . . . hW (10) 5-4
4-22-2016 . . . . aL (10) 7-8
4-23-2016 . . . . aW 16-1
4-24-2016 . . . . aW 7-5
3-31-2017 . . . . hL 6-11
4-1-2017 . . . . hW 5-1
4-2-2017 . . . . hL 6-13
3-9-2018 . . . . aL 2-3
3-10-2018 . . . . aL 3-7
3-10-2018 . . . . aL 2-13
4-26-2019 . . . . hW 8-7
4-27-2019 . . . . hW 13-8
4-28-2019 . . . . hL 7-11
5-7-2021 . . . . hW 6-1
5-8-2021 . . . . hW 6-5
5-9-2021 . . . . hW 9-8

Cleveland Indians
(0-1)
H: 0-1, A: 0-0, N: 0-0
3-29-1906 . . . . hL# 4-16

Cleveland State
(8-6)
H: 8-6, A: 0-0, N: 0-0
3-26-1971 . . . . hL 3-11
3-27-1971 . . . . hW 8-0
3-23-1973 . . . . hW 13-6
3-22-1974 . . . . hL 3-7
3-23-1975 . . . . hW 6-4
3-25-1975 . . . . hL 1-10
3-22-1976 . . . . hL 6-11
3-24-1976 . . . . hW 10-7
3-23-1977 . . . . hL 1-7
3-23-1977 . . . . hW 7-5
3-20-1978 . . . . hW 10-7
3-22-1978 . . . . hL 5-13
3-19-1979 . . . . hW 4-3
3-22-1979 . . . . hW 7-4

Coastal Carolina
(19-7)
H: 17-5, A: 0-1, N: 2-1
4-9-1978 . . . . hL (10) 8-9
2-10-1990 . . . . hW (7) 8-6
2-10-1990 . . . . hW (7) 10-2
2-11-1990 . . . . hW 12-5
5-24-1991 . . . . 17W* 11-7
2-12-1993 . . . . hW 12-1
2-13-1993 . . . . hW 8-4
2-14-1993 . . . . hW 4-1
3-31-1995 . . . . hW 12-0
4-1-1995 . . . . hW 10-5
4-2-1995 . . . . hW 7-6
5-25-2001 . . . . 42L* 3-5
2-22-2002 . . . . 43W. 2-1
5-31-2002 . . . . hW* 6-0
5-10-2005 . . . . hL 6-7
5-2-2008 . . . . hW 10-6
5-3-2008 . . . . hL 9-10
5-4-2008 . . . . hW 11-4
5-3-2013 . . . . hW 4-2
5-3-2013 . . . . hL 4-7
5-5-2013 . . . . hL 8-12
2-21-2015 . . . . aL 5-7
4-29-2016 . . . . hW 9-1
4-30-2016 . . . . hw 9-8
5-1-2016 . . . . hw (7) 4-2
6-2-2019 . . . . hW* 10-8

College of Charleston
(11-0)
H: 9-0, A: 0-0, N: 2-0
3-15-1991 . . . . hW 16-2
2-7-1992 . . . . hW 9-2
2-8-1992 . . . . hW 14-8
2-9-1992 . . . . hW 7-5

SERIES HISTORY

2-26-1993 . . . .hW. 10-2
2-27-1993 . . . .hW. 11-2
2-28-1993 . . . .hW. 19-1
6-9-2006 . . . . .hW* 5-0
6-10-2006 . . . .hW* 12-3
6-1-2012 . . . . .27W* 8-4
6-3-2012 . . . . .27W* 3-0

Columbus
(4-0)
H: 4-0, A: 0-0, N: 0-0
3-30-1982 . . . .hW. 3-2
4-13-1983 . . . .hW. 6-3
5-6-1986 . . . . .hW. 4-2
4-17-1988 . . . .hW. 12-7

Connecticut
(7-3)
H: 5-2, A: 0-0, N: 2-1
5-27-1994 . . . .32W* 7-0
3-9-1996 . . . . .hW. 7-0
3-9-1996 . . . . .hW. 8-2
3-10-1996 . . . .hW. 11-8
3-10-2000 . . . .hW. 12-0
3-11-2000 . . . .hL 5-11
3-12-2000 . . . .hW. 17-7
6-3-2016 . . . . .27L*. 6-7
6-5-2016 . . . . .27W* 7-5
2-18-18 . . . . . .hL (10) 7-9

Cornell
(1-3)
H: 1-3, A: 0-0, N: 0-0
4-12-1901 . . . .hL 5-13
4-2-1902 . . . . .hL 5-25
3-23-1991 . . . .hW (7) 10-5
3-23-1991 . . . .hL (7) 7-9

Covington Mills
(2-0)
H: 1-0, A: 1-0, N: 0-0
8-2-1946 . . . . .hW. 4-0
8-24-1946 . . . .aW. 11-9

Creighton
(1-1)
H: 0-0, A: 0-0, N: 1-1
3-27-1990 . . . .18L (8) 4-5
3-31-1990 . . . .18W (10) . . . 3-2

Cumberland
(1-0)
H: 1-0, A: 0-0, N: 0-0
5-24-1906 . . . .hW. 11-0

Dahlonega
(2-0)
H: 2-0, A: 0-0, N: 0-0
5-4-1907 . . . . .hW#. 9-1
5-1-1909 . . . . .hW. 2-1

Dartmouth
(3-3)
H: 3-2, A: 0-0, N: 0-1
4-6-1923 . . . . .hW (11) 1-0
4-7-1923 . . . . .hW (10) 3-2
3-28-1924 . . . .hL 3-7
3-29-1924 . . . .4L (7) 7-11
4-3-1925 . . . . .hW. 7-5
4-4-1925 . . . . .hL 0-1

Davidson
(12-2)
H: 11-2, A: 1-0, N: 0-0
4-5-1918 . . . . .hL 1-7
4-6-1918 . . . . .hW. 6-1
4-30-1920 . . . .hW. 6-2
5-1-1920 . . . . .hW. 5-0
3-29-1967 . . . .hW. 14-1
3-30-1967 . . . .hW. 9-0
3-2-1983 . . . . .hW. 10-3
3-18-1989 . . . .hW (7) 1-0
3-18-1989 . . . .hW (5) 17-0
4-30-1989 . . . .aW. 12-5
3-31-1992 . . . .hW. 4-3
4-6-1993 . . . . .hW. 6-4
4-13-1994 . . . .hL 4-6
4-4-1995 . . . . .hW. 7-6

DePauw
(4-0)
H: 4-0, A: 0-0, N: 0-0
3-24-1968 . . . .hW. 10-3
3-29-1969 . . . .hW. 15-1
3-22-1971 . . . .hW. 9-2
3-22-1973 . . . .hW. 13-4

Detroit Tigers
(0-2)
H: 0-2, A: 0-0, N: 0-0
3-16-1922 . . . .hL# 2-4
3-17-1922 . . . .hL# 4-7

Dortch's Bakery
(1-0)
H: 1-0, A: 0-0, N: 0-0
7-31-1946 . . . .hW. 12-4

Duke
(99-40)
Formerly: Trinity College
H: 52-17, A: 37-20, N: 10-3
5-4-1903 . . . . .hW. 10-0
4-10-1905 . . . .hW (12) 3-2
4-6-1906 . . . . .hL 0-10
4-7-1906 . . . . .hW. 5-1
4-10-1908 . . . .hL 0-2
4-11-1908 . . . .hL 0-5
4-16-1909 . . . .hW. 3-1
4-17-1909 . . . .hW. 3-2
4-21-1911 . . . .hL 2-3
4-22-1911 . . . .hW. 4-1
5-5-1916 . . . . .hW. 14-3
5-6-1916 . . . . .hW. 5-0
3-23-1972 . . . .hW. 21-10
3-24-1972 . . . .hW. 20-1
4-11-1980 . . . .aL 2-11
4-12-1980 . . . .aL 3-4
3-9-1981 . . . . .hL 1-2
3-10-1981 . . . .hL 2-3
4-10-1982 . . . .aL (7) 1-6
4-10-1982 . . . .aW (7) 5-3
3-10-1983 . . . .hW. 15-8
3-11-1983 . . . .hL 4-25
4-20-1984 . . . .15W+ (10) . . 8-4
3-8-1985 . . . . .hW. 10-5
3-9-1985 . . . . .hL 3-5
3-4-1986 . . . . .aW. 3-2
3-5-1986 . . . . .aW. 4-3
4-10-1987 . . . .aW. 6-3
4-11-1987 . . . .aL 2-7
4-17-1987 . . . .hW. 8-1
5-13-1987 . . . .21W+ 3-1
4-10-1988 . . . .aL 15-16
4-16-1988 . . . .hW (7) 7-2
4-16-1988 . . . .hW (7) 5-3
4-9-1989 . . . . .hW. 5-0
4-29-1989 . . . .aW (7) 6-1
4-13-1990 . . . .hW. 12-3
4-14-1990 . . . .hW. 6-3
4-15-1990 . . . .hW. 10-2
4-12-1991 . . . .aL 2-4
4-13-1991 . . . .aW. 8-3
4-14-1991 . . . .aL 6-7
5-11-1991 . . . .21W+ 9-7
4-10-1992 . . . .hL 5-11
4-11-1992 . . . .hW. 14-2
4-12-1992 . . . .hW. 6-4
5-11-1992 . . . .21W+ 7-3
4-9-1993 . . . . .aW. 20-2
4-10-1993 . . . .aW. 6-2
4-11-1993 . . . .aW. 7-6
4-8-1994 . . . . .hW. 7-5
4-9-1994 . . . . .hW. 9-2
4-10-1994 . . . .hW. 17-10
4-7-1995 . . . . .aW. 9-3
4-8-1995 . . . . .aW. 10-2
4-9-1995 . . . . .34W. 10-5
3-29-1996 . . . .hL 5-6
3-31-1996 . . . .hW (7) 15-7
3-31-1996 . . . .hW (7) 13-5
5-1-1997 . . . . .aW. 13-7
5-2-1997 . . . . .aW. 11-4
5-3-1997 . . . . .aW. 8-3
5-16-1997 . . . .37L+ 3-5
3-27-1998 . . . .hW. 9-8
3-28-1998 . . . .hW. 6-5
3-29-1998 . . . .hW. 12-4
5-13-1998 . . . .34L+ 0-4
4-9-1999 . . . . .aL 6-7
4-10-1999 . . . .aW. 10-7
4-11-1999 . . . .aW. 6-2
3-24-2000 . . . .hW. 14-1
3-25-2000 . . . .hL 3-4
3-26-2000 . . . .hL 3-4
5-17-2000 . . . .40W+ 9-3
4-6-2001 . . . . .aW. 9-2
4-7-2001 . . . . .aL 7-8
4-8-2001 . . . . .aW. 13-3
5-16-2001 . . . .40W+ 16-2
4-5-2002 . . . . .hW. 4-2
4-6-2002 . . . . .hW (10) 8-7
4-7-2002 . . . . .hW. 15-7
5-23-2002 . . . .37W+ 6-1
4-12-2003 . . . .aW. 9-1
4-12-2003 . . . .aW. 11-1
4-13-2003 . . . .aW. 13-6
5-24-2003 . . . .44W+ 23-4
5-7-2004 . . . . .hW (10) 9-8
5-8-2004 . . . . .hW. 9-8
5-9-2004 . . . . .hW. 14-3
3-4-2005 . . . . .aW. 11-3
3-5-2005 . . . . .aW. 11-5
3-6-2005 . . . . .aW. 19-3
5-12-2006 . . . .hW (10) 7-6
5-13-2006 . . . .hW. 11-8
5-14-2006 . . . .hW. 18-6
3-23-2007 . . . .aW. 3-2
3-24-2007 . . . .aL 0-3
3-25-2007 . . . .aW. 5-1
3-21-2008 . . . .hW. 5-4
3-22-2008 . . . .hW. 4-2
3-23-2008 . . . .hL 3-10
5-14-2009 . . . .aW. 10-3
5-15-2009 . . . .aL 4-6
5-16-2009 . . . .aL 3-5
4-2-2010 . . . . .hW. 13-3
4-3-2010 . . . . .hW. 21-5
4-4-2010 . . . . .hW. 9-4
4-1-2011 . . . . .aW. 9-2
4-2-2011 . . . . .aL 3-4
4-3-2011 . . . . .aW. 11-5
3-31-2012 . . . .hW. 1-0
3-31-2012 . . . .hW. 8-0
4-1-2012 . . . . .hL 3-4
4-5 2013 . . . . .aL 0-2
4-6-2013 . . . . .aW. 2-1
4-7-2013 . . . . .aL 0-3
4-4-2014 . . . . .hW. 7-4
4-5-2014 . . . . .hW. 5-1
4-6-2014 . . . . .hW. 1-0
5-22-2014 . . . .50L+ 0-6
3-13-2015 . . . .aW. 5-2
3-14-2015 . . . .aL 3-6
3-15-2015 . . . .aW. 4-0
4-1-2016 . . . . .hW. 3-2
4-2-2016 . . . . .hL (10) . . . 13-14
4-3-2016 . . . . .hL 4-10
5-12-2017 . . . .aL 5-7
5-13-2017 . . . .aL 5-12
5-14-2017 . . . .aW. 5-3
5-17-2018 . . . .hW. 9-6
5-18-2018 . . . .hW. 20-7
5-19-2018 . . . .hL 5-12
5-10-2019 . . . .aW. 14-10
5-11-2019 . . . .aW. 15-3
5-12-2019 . . . .aL 4-10
5-24-2019 . . . .34W+ 5-4
3-26-2021 . . . .aW. 5-2
3-27-2021 . . . .aW. 3-0
3-28-2021 . . . .aL 7-9

Duquesne
(3-0)
H: 3-0, A: 0-0, N: 0-0
2-23-2007 . . . .hW. 11-2
2-24-2007 . . . .hW. 10-7
2-25-2007 . . . .hW. 15-6

Earlham
(9-0)
H: 9-0, A: 0-0, N: 0-0
3-23-1968 . . . .hW. 4-3
3-21-1971 . . . .hW. 11-8
3-22-1971 . . . .hW. 4-3
3-23-1971 . . . .hW. 3-1
3-20-1972 . . . .hW. 18-1
3-21-1972 . . . .hW. 7-2
3-22-1974 . . . .hW. 8-0
3-20-1975 . . . .hW. 22-7
3-21-1975 . . . .hW. 41-0

East Carolina
(0-1)
H: 0-1, A: 0-0, N: 0-0
5-31-2003 . . . .hL*. 3-10

East Tennessee State
(24-1)
H: 23-1, A: 0-0, N: 1-0
3-18-1967 . . . .hW. 5-4
3-18-1968 . . . .hW. 7-6
3-19-1968 . . . .hW. 7-5
4-18-1970 . . . .hW. 7-2
2-27-1985 . . . .hW (7) 12-1
2-27-1985 . . . .hW (7) 3-2
3-23-1987 . . . .hW. 20-1
3-24-1987 . . . .hW. 15-0
3-25-1987 . . . .hW. 19-8
3-9-1988 . . . . .hW. 8-2
3-10-1988 . . . .hW. 12-4
3-12-1990 . . . .hW. 9-1
3-13-1990 . . . .hW. 12-1
2-8-1991 . . . . .hW. 8-0
2-9-1991 . . . . .hW. 7-1
2-10-1991 . . . .hW. 11-10
5-10-2000 . . . .hW. 10-6
5-7-2001 . . . . .hW. 9-4
3-5-2002 . . . . .hW (10) 6-5
2-21-2006 . . . .hW. 7-3
2-21-2006 . . . .hW. 5-2
4-1-2008 . . . . .hW. 13-6
4-2-2008 . . . . .hW. 5-4
5-17-2011 . . . .hL 6-8
6-1-2013 . . . . .52W* 5-1

Eastern Kentucky
(11-1)
H: 10-1, A: 0-0, N: 1-0
5-25-1985 . . . .17W* 14-13
2-23-1990 . . . .hW. 6-2
2-24-1990 . . . .hW (7) 3-2
2-24-1990 . . . .hW (7) 7-1
2-25-1990 . . . .hW. 10-0
3-21-2000 . . . .hW. 3-2
3-22-2000 . . . .hW. 5-4
3-19-2002 . . . .hW. 6-5
3-20-2002 . . . .hW. 13-9
2-19-2021 . . . .hW. 12-6
2-20-2021 . . . .hL 6-9
2-21 . . . . . .hW. 7-1

Eastern Michigan
(1-0)
H: 1-0, A: 0-0, N: 0-0
3-10-1985 . . . .hW. 9-7

Elmhurst
(2-1)
H: 2-1, A: 0-0, N: 0-0
4-11-1977 . . . .hW. 8-7
3-29-1978 . . . .hW. 14-1
3-31-1981 . . . .hL 6-7

Elon
(4-0)
H: 4-0, A: 0-0, N: 0-0
3-24-1984 . . . .hW. 11-8
2-23-2001 . . . .hW. 18-7
2-24-2001 . . . .hW. 9-5
5-31-2009 . . . .hW* 8-4

Erskine
(16-1)
H: 15-1, A: 1-0, N: 0-0
3-26-1920 . . . .hW. 4-2
3-27-1920 . . . .hW. 18-0
5-5-1967 . . . . .hL 1-4
5-10-1967 . . . .aW. 5-2
4-16-1968 . . . .hW. 5-4
4-10-1970 . . . .hW. 3-2
4-11-1970 . . . .hW. 4-3
4-2-1971 . . . . .hW. 8-7
4-3-1971 . . . . .hW. 2-0
4-1-1972 . . . . .hW (7) 2-0
4-1-1972 . . . . .hW (7) 4-0
4-6-1973 . . . . .hW. 4-2
4-5-1974 . . . . .hW. 12-4
4-6-1974 . . . . .hW. 15-10
3-31-1975 . . . .hW. 3-1
4-1-1975 . . . . .hW. 11-2
3-26-1976 . . . .hW. 11-9

Evansville
(5-2)
H: 5-2, A: 0-0, N: 0-0
3-2-1979 . . . . .hL 1-7
3-4-1984 . . . . .hL 5-14
3-3-1985 . . . . .hW. 12-4
3-6-1987 . . . . .hW. 21-5
3-7-1987 . . . . .hW. 10-6
2-22-1997 . . . .hW. 9-1
2-23-1997 . . . .hW. 21-10

Fairfield
(1-1)
H: 1-1, A: 0-0, N: 0-0
3-30-1978 . . . .hW. 17-0
3-18-1979 . . . .hL 3-7

Florida
(33-60-1)
H: 21-23, A: 12-37-1, N: 0-0
4-1-1904 . . . . .hW. 10-1
4-2-1904 . . . . .hW. 13-0
4-15-1920 . . . .hW. 8-0
4-26-1920 . . . .aW. 9-3
4-27-1920 . . . .aW (12) 6-3
4-20-1923 . . . .hW. 2-0
4-21-1923 . . . .hW. 13-0
4-5-1929 . . . . .aL (7) 3-4
4-6-1929 . . . . .aW. 3-1
4-3-1930 . . . . .hW. 2-1
4-4-1930 . . . . .hL 1-3
4-13-1931 . . . .aL 6-8
4-14-1931 . . . .aL 8-9
4-22-1931 . . . .hW. 8-4
4-23-1931 . . . .hL 3-4
4-26-1932 . . . .hL 4-6
4-26-1932 . . . .hL (7) 1-7
4-9-1934 . . . . .hW. 3-2
4-10-1934 . . . .hL (7) 6-18
4-16-1937 . . . .aL 10-11
4-17-1937 . . . .aL 4-5
4-13-1938 . . . .hL 4-7
4-14-1938 . . . .hL 1-11
4-7-1939 . . . . .aL (7) 2-14
4-8-1939 . . . . .aL 3-5
4-12-1940 . . . .aT (6) 1-1
4-13-1940 . . . .aL 1-7
5-6-1940 . . . . .hW. 9-8
5-7-1940 . . . . .hL 5-8
4-23-1941 . . . .hL 3-5
4-24-1941 . . . .hW. 4-1
3-23-1949 . . . .aL 1-6
3-24-1949 . . . .aL 1-11
4-29-1949 . . . .hL 3-6
4-30-1949 . . . .hW. 11-1
3-21-1951 . . . .aL 7-10
3-22-1951 . . . .aW. 10-8
4-18-1951 . . . .aL 5-15
4-25-1951 . . . .aL 6-7
3-21-1952 . . . .aL 3-9
3-22-1952 . . . .aL 2-13
4-25-1952 . . . .aW. 6-3
4-26-1952 . . . .aL 5-13
3-27-1953 . . . .aL 4-15
3-28-1953 . . . .aL 2-13
4-24-1953 . . . .hW. 5-4
4-25-1953 . . . .hL 2-11
3-26-1954 . . . .aL 5-16
3-27-1954 . . . .aW. 15-4
4-19-1954 . . . .hL 5-15
4-20-1954 . . . .hW. 6-3
3-25-1955 . . . .aL 3-11
3-26-1955 . . . .aW. 11-7
4-11-1955 . . . .hL 7-11
4-12-1955 . . . .hW. 7-6
3-23-1956 . . . .aL 3-5
3-24-1956 . . . .aL 2-3
3-24-1956 . . . .aL 6-7
3-22-1957 . . . .aW. 12-1
3-23-1957 . . . .aW. 10-1
3-23-1957 . . . .aW. 8-2
4-4-1958 . . . . .hL 4-6
4-5-1958 . . . . .hL 0-3
5-2-1958 . . . . .aL (10) 3-4
5-3-1958 . . . . .aL 1-3
4-3-1959 . . . . .aL 1-10
4-4-1959 . . . . .aW. 12-4
5-1-1959 . . . . .hW. 2-1
5-2-1959 . . . . .hW. 17-8
4-15-1960 . . . .hL 3-11
4-16-1960 . . . .hL 8-14
5-6-1960 . . . . .aW. 5-2
5-7-1960 . . . . .aL 4-5
4-14-1961 . . . .aL 3-5
4-15-1961 . . . .aL 0-11
5-5-1961 . . . . .hW. 2-1
5-6-1961 . . . . .hL 1-12
4-13-1962 . . . .hL 1-12
4-14-1962 . . . .hL 5-9
5-4-1962 . . . . .aL 4-15
5-5-1962 . . . . .aL 2-7
3-22-1963 . . . .aL 5-12
3-23-1963 . . . .aL 2-14
4-19-1963 . . . .hL 8-11
4-20-1963 . . . .hW. 7-2
3-27-1964 . . . .aL 1-2
4-17-1964 . . . .hL 3-17
4-18-1964 . . . .hW. 4-2
4-28-1965 . . . .hW. 12-5
4-29-1965 . . . .hW. 4-3
5-3-1982 . . . . .hL 3-4
6-2-2012 . . . . .aL*. 2-6
6-3-2012 . . . . .aL*. 3-15
6-5-2016 . . . . .aL*. 1-10

Florida A&M
(3-0)
H: 3-0, A: 0-0, N: 0-0
5-14-1981 . . . .hW. 13-0
4-5-1984 . . . . .hW. 19-5
5-31-2019 . . . .hW* 13-2

Florida Atlantic
(4-1)
H: 4-1, A: 0-0, N: 0-0
6-7-2002 . . . . .hW* 14-3
6-8-2002 . . . . .hW* 11-5
5-6-2005 . . . . .hW (10) 5-4
5-7-2005 . . . . .hW. 12-3
5-8-2005 . . . . .hL 0-2

Florida International
(1-0)
H: 0-0, A: 0-0, N: 1-0
2-21-2015 . . . .54W. 16-9

Florida Southern
(3-4)
H: 0-0, A: 3-4, N: 0-0
3-23-1951 . . . .aW. 11-10
3-24-1951 . . . .aW. 20-2
3-19-1958 . . . .aL 1-8
3-20-1958 . . . .aL 3-9
3-18-1963 . . . .aL 5-7
3-25-1966 . . . .aW. 6-1
3-26-1966 . . . .aL 3-4

Florida State
(48-77)
H: 22-30, A: 16-39, N: 10-8
6-6-1959 . . . . .9L*. 9-16
3-19-1962 . . . .aL 4-10
3-20-1962 . . . .aL 8-9
3-21-1962 . . . .aL (10) 6-7
5-16-1963 . . . .hL (7) 5-10
5-16-1963 . . . .hW (7) 5-4
3-23-1964 . . . .aL 0-5
3-24-1964 . . . .aL 2-3
4-21-1964 . . . .hL 1-14
5-2-1969 . . . . .aL 1-2
5-3-1969 . . . . .aW. 8-5
4-29-1972 . . . .aL 2-4
4-30-1972 . . . .aL 3-8
4-28-1973 . . . .hW. 1-0
4-29-1973 . . . .hW. 3-2
4-12-1975 . . . .aL 0-11
4-13-1975 . . . .aL 3-9
5-2-1976 . . . . .hL 6-18
5-2-1976 . . . . .hW. 4-3
5-11-1978 . . . .aL+ (10) 3-4
5-13-1978 . . . .aL+ 4-8
4-28-1979 . . . .hL 2-5
4-29-1979 . . . .hL 4-11
2-18-1984 . . . .aL 6-12
2-19-1984 . . . .aW. 15-2
4-28-1985 . . . .hL 0-19
4-29-1985 . . . .hL 3-13
5-24-1985 . . . .aL*. 1-9
5-25-1985 . . . .aW* 8-3
2-22-1986 . . . .aL 4-6
2-23-1986 . . . .aL 4-9
3-31-1987 . . . .hL 5-7
4-1-1987 . . . . .hL 8-10
4-23-1988 . . . .aL 2-15
4-24-1988 . . . .aW. 10-2
2-6-1989 . . . . .aL 1-14
4-3-1992 . . . . .aL 6-9
4-4-1992 . . . . .aL 2-3
4-5-1992 . . . . .aW. 10-3
4-2-1993 . . . . .hW. 10-3
4-3-1993 . . . . .hL 3-17
4-4-1993 . . . . .hL 1-5
5-18-1993 . . . .21L+ 2-5
4-29-1994 . . . .aL 4-6
4-30-1994 . . . .aW. 6-2
5-1-1994 . . . . .aW. 7-5
6-5-1994 . . . . .33W$ (10) . 12-4
5-5-1995 . . . . .hW. 5-4
5-6-1995 . . . . .hW. 11-9
5-7-1995 . . . . .hL 9-14
4-26-1996 . . . .aL 4-16
4-27-1996 . . . .aL 3-6
4-28-1996 . . . .aW. 4-1
4-18-1997 . . . .hL (12) 9-10
4-19-1997 . . . .hL 6-11
4-20-1997 . . . .hW (10) . . 12-11
4-17-1998 . . . .aL 2-3
4-18-1998 . . . .aL 3-8
4-19-1998 . . . .aL 5-10
4-30-1999 . . . .hW. 3-2
5-1-1999 . . . . .hL 4-18
5-2-1999 . . . . .hL 2-4
5-20-1999 . . . .34L+ 3-7
4-21-2000 . . . .aL 0-6
4-22-2000 . . . .aW. 5-0
4-23-2000 . . . .aL 5-7
5-20-2000 . . . .40W+ 10-3
4-27-2001 . . . .hW. 9-8
4-28-2001 . . . .hL 2-6
4-29-2001 . . . .hW. 12-2
5-17-2001 . . . .40W+ (10) . . 6-5
4-19-2002 . . . .aL 3-4
4-20-2002 . . . .aL 9-14
4-21-2002 . . . .aL 1-13
5-25-2002 . . . .37L+ 4-7
5-2-2003 . . . . .hL 1-7
5-3-2003 . . . . .hW (10) 5-4
5-4-2003 . . . . .hL 7-12
5-25-2003 . . . .44W+ 10-7
4-23-2004 . . . .aW. 11-4
4-24-2004 . . . .aW. 12-2
4-25-2004 . . . .aW. 7-6
5-28-2004 . . . .44W+ 13-4
5-29-2004 . . . .44L+ 7-8
5-30-2004 . . . .44L+ 5-17
4-15-2005 . . . .hW. 6-4
4-16-2005 . . . .hW. 9-8
4-17-2005 . . . .hW. 9-4
5-26-2005 . . . .48W+ 5-4
5-27-2005 . . . .48W+(7) . . 18-2
4-21-2006 . . . .aW. 15-8
4-23-2006 . . . .aW. 10-4
4-23-2006 . . . .aW. 8-7
5-17-2007 . . . .hL 2-17
5-18-2007 . . . .hL 2-10
5-19-2007 . . . .hL 11-17
3-14-2008 . . . .aL 7-8
3-15-2008 . . . .aL 2-11
3-16-2008 . . . .aL 8-17
5-8-2009 . . . . .hW. 12-3

SERIES HISTORY

5-9-2009 . . . . hL 6-8
5-10-2009 . . . . hW. 6-5
5-23-2009 . . . . 15W+ 9-2
5-28-2011 . . . . 34L+. 2-4
4-6-2012 . . . . hL (10) 1-2
4-7-2012 . . . . hL 7-12
4-8-2012 . . . . hL 4-8
5-23-2012 . . . . 50W+ 5-4
3-22-2013 . . . . aW. 10-0
3-22-2013 . . . . aL 3-11
3-24-2013 . . . . aL 6-8
5-22-2013 . . . . 34W+ 4-3
4-11-2014 . . . . hW. 5-3
4-12-2014 . . . . hW. 12-4
4-13-2014 . . . . hL 4-5
3-11-2016 . . . . aL 2-8
3-12-2016 . . . . aL 9-14
3-13-2016 . . . . aL 3-8
5-26-2016 . . . . 15L+. 1-6
4-6-2018 . . . . hL 2-10
4-7-2018 . . . . hW. 2-1
4-8-2018 . . . . hW. 16-3
4-23-2021 . . . . hL 0-9
4-24-2021 . . . . hL 13-10
4-25-2021 . . . . hW. 9-8

Fordham
(1-1)
H: 1-1, A: 0-0, N: 0-0
2-14-2015 . . . . hL 4-9
2-14-2015 . . . . hW. 7-5

Fort Benning
(0-1)
H: 0-0, A: 0-1, N: 0-0
4-7-1943 . . . . aL 3-10

Fort McPherson
(2-1)
H: 2-1, A: 0-0, N: 0-0
4-30-1904 . . . . hW#. 11-4
3-18-1909 . . . . hW#. 14-4
3-23-1918 . . . . hL# 2-3

Furman
(20-2)
H: 12-1, A: 8-1, N: 0-0
4-20-1906 . . . . hW. 1-0
4-21-1906 . . . . hW. 4-3
5-1-1906 . . . . aW. 7-4
4-26-1919 . . . . aW. 4-3
4-27-1919 . . . . aW. 4-2
5-14-1920 . . . . aW. 12-1
5-15-1920 . . . . aW. 4-0
3-27-1925 . . . . hW. 12-2
3-28-1925 . . . . hW. 12-3
4-3-1964 . . . . hW. 6-3
4-4-1964 . . . . hW. 4-3
5-1-1965 . . . . aW. 2-0
4-9-1966 . . . . hW. 6-0
4-12-1967 . . . . hL 3-7
4-27-1967 . . . . aW. 6-1
5-1-1968 . . . . aL 2-3
5-9-1968 . . . . hW. 6-5
3-22-1969 . . . . hW. 12-7
4-24-1969 . . . . aW. 8-3
4-16-1970 . . . . hW. 9-3
2-17-1987 . . . . hW. 10-4
6-3-2005 . . . . hW* (10). . . . 5-4

Gardner-Webb
(3-0)
H: 3-0, A: 0-0, N: 0-0
3-23-2002 . . . . hW. 9-3
3-24-2002 . . . . hW. 6-2
2-25-2020 . . . . hW. 14-1

George Mason
(1-0)
H: 0-0, A: 0-0, N: 1-0
5-21-1992 . . . . 27W* 5-4

George Washington
(5-1)
H: 4-0, A: 0-0, N: 1-1
6-11-1948 . . . . 36L* (11) . . . 2-3
6-5-1959 . . . . 9W* 7-2
3-19-1983 . . . . hW. 11-4
2-28-2003 . . . . hW. 13-4
3-1-2003 . . . . hW. 4-2
3-2-2003 . . . . hW. 9-2

Georgetown
(2-4)
H: 1-1, A: 1-3, N: 0-0
3-26-1915 . . . . hW. 6-2
3-27-1915 . . . . hL 2-9
4-25-1921 . . . . aL 1-8
4-26-1921 . . . . aW. 3-2
4-24-1922 . . . . aL 7-8
4-25-1922 . . . . aL 3-5

Georgia
(165-214-2)
H: 92-73-1, A: 56-118, N: 17-23-1
4-21-1898 . . . . aL 4-18
4-15-1899 . . . . aL 1-25
5-12-1900 . . . . hW. 7-0
4-20-1901 . . . . hW. 13-1
4-26-1902 . . . . hL 10-11
5-10-1902 . . . . hW. 8-7
5-13-1902 . . . . aL 7-9
4-27-1903 . . . . hL (10). 3-5
5-12-1903 . . . . aW. 10-5
4-26-1904 . . . . hW. 10-4
5-4-1904 . . . . aL (12) 1-2
5-11-1904 . . . . aL 4-7
4-8-1905 . . . . hW. 11-3
4-27-1905 . . . . hW. 2-1
5-10-1905 . . . . aW. 11-2
5-27-1905 . . . . hW. 4-3
4-4-1906 . . . . aL 3-4
4-18-1906 . . . . aW. 5-4
5-18-1906 . . . . hW. 9-1
5-19-1906 . . . . hW. 3-2
4-3-1907 . . . . aW. 3-1
5-17-1907 . . . . hW. 4-1
5-18-1907 . . . . hW (f). 9-0
4-20-1909 . . . . aW. 3-1
4-21-1909 . . . . aL 0-4
5-20-1909 . . . . 2W. 4-3
5-21-1909 . . . . aW. 3-0
5-22-1909 . . . . 2L 1-2
5-10-1910 . . . . aW. 1-0
5-11-1910 . . . . aL 6-7
5-20-1910 . . . . 2L (6). 0-2
5-21-1910 . . . . 2T (14). 0-0
5-4-1911 . . . . aW. 6-0
5-5-1911 . . . . aL (10) 2-3
5-12-1911 . . . . hW. 2-1
5-13-1911 . . . . hL 2-6
5-16-1912 . . . . aL 4-6
5-17-1912 . . . . aL 4-6
5-18-1912 . . . . aL 2-4
5-9-1913 . . . . aW. 4-3
5-10-1913 . . . . aW. 5-4
5-11-1913 . . . . hL 1-4
5-12-1913 . . . . hW. 4-2
5-8-1914 . . . . aL 4-5
5-9-1914 . . . . aL 4-5
5-15-1914 . . . . hL 2-9
5-16-1914 . . . . hW. 6-2
5-8-1915 . . . . hT (13). 1-1
5-14-1915 . . . . aL 4-7
5-15-1915 . . . . aL 2-5
5-12-1916 . . . . aL 6-8
5-13-1916 . . . . aW. 9-7
5-19-1916 . . . . hL 2-4
5-20-1916 . . . . hW. 5-1
5-11-1917 . . . . hL 0-1
5-12-1917 . . . . hL 1-2
5-10-1918 . . . . aL 0-2
5-11-1918 . . . . aW. 4-3
5-17-1918 . . . . hL 2-4
5-18-1918 . . . . hW (11) 5-4
5-9-1919 . . . . hL 1-2
5-10-1919 . . . . hL 0-8
5-16-1919 . . . . aL 5-7
5-17-1919 . . . . aL 2-5
5-8-1925 . . . . aL 0-4
5-9-1925 . . . . aL 3-7
5-15-1925 . . . . hW. 10-9
5-16-1925 . . . . hL 4-6
5-7-1926 . . . . aL 1-2
5-8-1926 . . . . aL 3-5
5-14-1926 . . . . 2W. 7-6
5-15-1926 . . . . 2W. 4-3
4-29-1927 . . . . 4L 9-10
4-30-1927 . . . . 4L (8). 1-8
5-13-1927 . . . . aW. 10-5
5-14-1927 . . . . aL 8-10
5-18-1928 . . . . aL 5-9
5-25-1928 . . . . 4L 2-3
5-26-1928 . . . . 4W. 7-5
5-3-1929 . . . . 4L 2-8
5-4-1929 . . . . 4L 1-12
5-17-1929 . . . . aW. 9-5
5-18-1929 . . . . aL 1-3
5-9-1930 . . . . aL 6-7
5-10-1930 . . . . aL 3-4
5-16-1930 . . . . hL 3-7
5-1-1931 . . . . aL 6-7
5-2-1931 . . . . aW. 5-3
5-15-1931 . . . . hL 0-17
5-16-1931 . . . . hW. 11-4
5-6-1932 . . . . hL 3-8
5-7-1932 . . . . hL 2-9
5-13-1932 . . . . aL 0-5
5-14-1932 . . . . aL 9-10
5-5-1933 . . . . aL 1-4
5-6-1933 . . . . aL 2-10
5-12-1933 . . . . hL 3-13
5-13-1933 . . . . hW. 9-3
5-4-1934 . . . . hW. 9-7
5-5-1934 . . . . hL 3-4
5-11-1934 . . . . aW (10) 9-8
5-12-1934 . . . . aL 3-4
5-3-1935 . . . . hW. 9-8
5-4-1935 . . . . aL 2-8
5-11-1935 . . . . hL 1-4
5-7-1937 . . . . hW (12) 5-4
5-8-1937 . . . . aL 8-13
5-14-1937 . . . . aW. 16-11
5-15-1937 . . . . hW (10) 6-5
5-13-1938 . . . . aL 8-10
5-14-1938 . . . . hL 4-6
5-20-1938 . . . . hW. 9-4
5-21-1938 . . . . aL 5-6
5-12-1939 . . . . hW. 9-3
5-19-1939 . . . . aL 0-3
5-20-1939 . . . . hL 2-11
5-3-1940 . . . . aL 2-5
5-4-1940 . . . . hL 3-4
5-10-1940 . . . . hL 3-4
5-11-1940 . . . . aL 3-11
5-2-1941 . . . . hL 7-9
5-3-1941 . . . . aL 5-20
5-9-1941 . . . . aL 2-5
5-10-1941 . . . . hL 7-9
4-29-1942 . . . . aL 5-19
5-1-1942 . . . . hL 1-5
5-2-1942 . . . . aL 0-13
5-5-1942 . . . . hW. 7-4
8-6-1946 . . . . hW. 2-1
8-9-1946 . . . . aW. 14-6
8-14-1946 . . . . aW. 22-7
8-16-1946 . . . . hW. 9-3
5-16-1947 . . . . aW. 6-4
5-17-1947 . . . . hL 2-11
5-30-1947 . . . . hW. 8-7
5-31-1947 . . . . aW. 18-5
5-14-1948 . . . . hL 9-11
5-15-1948 . . . . hW. 14-10
5-21-1948 . . . . aL 11-13
5-22-1948 . . . . aL 3-8
5-13-1949 . . . . aL 6-7
5-14-1949 . . . . hW. 9-8
5-20-1949 . . . . hW. 8-7
5-21-1949 . . . . aL 7-8
5-13-1950 . . . . hW. 5-4
5-17-1950 . . . . aW. 5-3
5-18-1950 . . . . aL 3-7
5-4-1951 . . . . aL 6-7
5-5-1951 . . . . aL 4-6
5-11-1951 . . . . hW. 4-0
5-12-1951 . . . . hW. 8-7
5-2-1952 . . . . hW. 6-5
5-3-1952 . . . . hL 7-15
5-9-1952 . . . . hL 6-9
5-10-1952 . . . . hL 1-5
4-17-1953 . . . . aL 2-12
4-18-1953 . . . . aL 3-11
5-8-1953 . . . . hW. 4-3
5-9-1953 . . . . hL 2-4
4-30-1954 . . . . hL 1-3
5-1-1954 . . . . hL 3-7
5-14-1954 . . . . aL 0-5
5-15-1954 . . . . aL 0-3
4-22-1955 . . . . aL 1-15
4-23-1955 . . . . aW. 5-2
5-6-1955 . . . . hL 5-6
5-7-1955 . . . . hW. 18-4
4-13-1956 . . . . aL 3-6
4-14-1956 . . . . aL 3-7
5-4-1956 . . . . hL 3-5
5-5-1956 . . . . hW. 7-1
4-12-1957 . . . . hW. 10-0
4-13-1957 . . . . hL (12) 3-4
5-3-1957 . . . . aW. 3-0
5-4-1957 . . . . aL 0-8
4-23-1958 . . . . aL 4-7
5-7-1958 . . . . aL 4-7
5-9-1958 . . . . hL 5-7
5-10-1958 . . . . hW. 12-11
4-15-1959 . . . . aW. 4-3
5-6-1959 . . . . aL 3-4
5-8-1959 . . . . hW. 6-2
5-9-1959 . . . . hW. 12-7
4-29-1960 . . . . hW. 9-0
5-13-1960 . . . . aL 4-9
5-14-1960 . . . . aL 8-11
4-7-1961 . . . . aL 6-14
4-8-1961 . . . . aW. 6-5
4-19-1961 . . . . hL (7). 5-12
4-19-1961 . . . . hW (7) 6-2
3-27-1962 . . . . aL 0-11
4-18-1962 . . . . aL 6-7
4-24-1962 . . . . aL 1-2
5-1-1962 . . . . hW. 8-7
4-13-1963 . . . . hL 6-15
4-16-1963 . . . . aL 2-4
5-3-1963 . . . . hL 0-5
5-4-1963 . . . . aL 8-12
4-2-1964 . . . . aL 1-2
5-5-1964 . . . . hL 0-4
4-1-1965 . . . . aL 1-10
4-6-1965 . . . . hL 4-12
4-20-1965 . . . . hW. 3-1
5-4-1965 . . . . aL 5-10
4-6-1966 . . . . hL 3-4
4-13-1966 . . . . aW. 11-2
5-4-1966 . . . . hL 2-4
4-5-1967 . . . . hW. 8-2
4-18-1967 . . . . aW. 4-3
4-25-1967 . . . . hW. 13-6
5-2-1967 . . . . aL 1-2
4-23-1968 . . . . aW. 6-2
5-2-1968 . . . . hL 11-14
5-8-1968 . . . . aL 4-5
5-13-1968 . . . . 11W. 1-0
4-28-1969 . . . . aL 1-3
5-12-1969 . . . . 11W. 9-2
5-13-1969 . . . . hW. 1-0
4-14-1970 . . . . aW. 11-6
4-21-1970 . . . . hW. 4-3
4-28-1970 . . . . aL 1-3
5-4-1970 . . . . 11L (11). 2-7
4-27-1971 . . . . hW. 9-7
5-4-1971 . . . . aW. 9-1
5-10-1971 . . . . hW. 7-0
5-17-1971 . . . . 11W. 3-1
4-19-1972 . . . . aL 1-3
4-25-1972 . . . . hW. 6-5
5-7-1972 . . . . 11W (10) . . . 2-1
5-1-1973 . . . . aW. 2-1
5-14-1973 . . . . 11W (12) . . . 3-2
4-23-1974 . . . . aL 11-16
4-30-1974 . . . . hW. 10-9
5-12-1974 . . . . 11L 3-5
4-23-1975 . . . . hL 1-5
5-6-1975 . . . . aL 3-4
5-12-1975 . . . . 11W. 9-8
4-20-1976 . . . . hL 7-20
5-5-1976 . . . . aL 1-4
5-10-1976 . . . . 11L 5-6
4-20-1977 . . . . aW. 8-3
5-10-1977 . . . . hL 1-12
4-19-1978 . . . . aL 8-17
5-18-1978 . . . . 11L 2-3
4-6-1979 . . . . hL 4-13
4-17-1979 . . . . hW. 9-6
5-1-1979 . . . . 11W. 9-6
3-27-1980 . . . . aL 4-6
4-29-1980 . . . . hL 5-12
3-12-1981 . . . . aL 6-16
5-7-1981 . . . . hW. 3-2
3-9-1982 . . . . aW. 9-7
4-28-1982 . . . . hL 7-9
4-30-1983 . . . . aL 10-11
5-1-1983 . . . . hL 3-15
5-1-1984 . . . . hL (10) 14-16
5-2-1984 . . . . aL 13-14
5-8-1984 . . . . hL (11). 8-9
5-9-1984 . . . . aL 8-10
3-12-1985 . . . . aW. 9-3
3-13-1985 . . . . hL 4-5
5-1-1985 . . . . aL 3-16
5-7-1985 . . . . hL 4-5
4-16-1986 . . . . hL 3-13
4-30-1986 . . . . aL 2-4
4-29-1987 . . . . aL 4-9
5-5-1987 . . . . hW. 11-3
5-22-1987 . . . . hL*. 1-5
4-19-1988 . . . . hW. 10-1
5-3-1988 . . . . aW. 4-3
4-11-1989 . . . . aL 5-8
5-2-1989 . . . . hW. 6-2
4-11-1990 . . . . aL 8-9
4-26-1990 . . . . hW. 8-2
5-1-1990 . . . . aL 6-8
5-2-1990 . . . . hW. 12-5
4-16-1991 . . . . hW. 9-3
4-17-1991 . . . . aL 4-8
4-30-1991 . . . . aL 2-3
5-1-1991 . . . . hW. 16-1
4-8-1992 . . . . hW. 15-1
4-28-1992 . . . . aW. 5-4
5-5-1992 . . . . aL 2-7
5-6-1992 . . . . hW. 11-3
4-7-1993 . . . . hW. 3-1
4-13-1993 . . . . aW. 4-1
5-4-1993 . . . . hL 1-4
5-5-1993 . . . . aW. 12-1
4-20-1994 . . . . aW. 8-0
4-26-1994 . . . . hW. 13-2
5-10-1994 . . . . hW. 14-1
3-18-1995 . . . . aW. 7-5
3-19-1995 . . . . aL 7-12
4-18-1995 . . . . hL 3-10
4-26-1995 . . . . hW. 20-7
2-24-1996 . . . . hW (10) 6-5
2-25-1996 . . . . aL 2-5
4-23-1996 . . . . hW. 4-3
4-30-1996 . . . . aW. 10-3
3-1-1997 . . . . aW. 9-0
3-2-1997 . . . . hL 1-4
4-15-1997 . . . . hW. 6-3
4-29-1997 . . . . aL 4-5
4-7-1998 . . . . hW. 8-2
4-8-1998 . . . . aW. 3-2
4-14-1998 . . . . aL 5-13
4-28-1998 . . . . hW. 21-4
3-10-1999 . . . . hW. 3-0
4-13-1999 . . . . aL 1-5
4-27-1999 . . . . hW. 8-1
5-12-1999 . . . . aW. 11-10
2-29-2000 . . . . aL 1-10
3-1-2000 . . . . hL 5-13
3-14-2000 . . . . aW (11) 8-5
4-25-2000 . . . . hW. 7-3
2-21-2001 . . . . aW. 10-8
3-21-2001 . . . . hL 9-15
4-25-2001 . . . . aL 4-5
5-26-2001 . . . . aL*. 5-13
3-26-2002 . . . . aL 1-7
3-27-2002 . . . . hW. 9-1
4-24-2002 . . . . aW. 6-1
5-14-2002 . . . . hW (10) . . 12-11
6-1-2002 . . . . hW* 3-0
6-2-2002 . . . . hW* 8-7
4-23-2003 . . . . hL 4-8
5-13-2003 . . . . 45L 3-10
3-24-2004 . . . . aW. 4-3
4-14-2004 . . . . hL 5-6
5-11-2004 . . . . 45W. 12-5
6-11-2004 . . . . hL*. 5-7
6-12-2004 . . . . hL*. 3-5
4-20-2005 . . . . hW. 12-2
4-27-2005 . . . . 45L 8-11
4-12-2006 . . . . hW. 8-2
4-26-2006 . . . . aL 6-12
5-11-2006 . . . . 45L (11). . . . 4-5
4-18-2007 . . . . hW. 8-2
4-24-2007 . . . . 45L 7-10
5-9-2007 . . . . aL 4-9
4-9-2008 . . . . hW. 9-4
5-7-2008 . . . . aW. 11-1
5-13-2008 . . . . 45L 2-3
6-1-2008 . . . . aL*. 0-8
6-2-2008 . . . . aL*. 6-18
4-14-2009 . . . . aW. 11-6
5-12-2009 . . . . 45L 5-7
3-16-2010 . . . . hW. 6-5
4-14-2010 . . . . aW. 25-6
4-27-2010 . . . . 45W. 6-4
3-22-2011 . . . . aW. 15-6
4-12-2011 . . . . hW 5-3
4-26-2011 . . . . 45L 4-6
3-20-2012 . . . . aL 1-7
4-24-2012 . . . . 45W. 4-3
5-9-2012 . . . . hW. 8-6
4-9-2013 . . . . aW. 7-5
4-23-2013 . . . . 45L 0-17
5-14-2013 . . . . hL (11). . . . 13-14
3-4-2014 . . . . aL 0-1
4-15-2014 . . . . hW. 4-1
5-13-2014 . . . . 45W. 2-0
3-31-2015 . . . . aW. 13-6
5-12-2015 . . . . 45L 0-6
4-12-2016 . . . . hL 1-3
4-26-2016 . . . . aL 5-13
5-17-2016 . . . . 45W (10) . . . 6-3
4-11-2017 . . . . aL 1-5
4-25-2017 . . . . hL 5-7
5-9-2017 . . . . 55L 7-8
4-3-2018 . . . . aL 0-4
4-25-2018 . . . . hL 3-8
5-8-2018 . . . . 55L 1-3
3-26-2019 . . . . hW (7) 11-2
4-9-2019 . . . . aL 2-12
4-23-2019 . . . . 55W. 8-6
2-28-2020 . . . . aL 5-6
2-29-2020 . . . . hL 0-12
3-1-2020 . . . . 58L 3-9
4-27-2021 . . . . aW. 7-5
5-18-2021 . . . . hW (14) 7-6

Georgia College
(5-2)
H: 5-2, A: 0-0, N: 0-0
4-30-1980 . . . . hW. 4-1
4-29-1981 . . . . hW. 6-2
4-27-1982 . . . . hW. 9-3
4-28-1983 . . . . hW. 10-8
2-26-1984 . . . . hW. 12-8
4-15-1985 . . . . hL 9-11
5-1-1986 . . . . hL 5-16

Georgia Southern
(104-31)
Formerly: Georgia Teachers College
H: 57-16, A: 46-15, N: 1-0
5-6-1947 . . . . hW. 8-7
5-19-1972 . . . . hW. 4-2
5-20-1972 . . . . hW. 3-2
5-16-1973 . . . . hL 5-6
5-16-1973 . . . . hL 2-13
4-7-1974 . . . . aL 5-10
4-30-1975 . . . . hL 6-9
5-9-1982 . . . . hW. 2-0
5-9-1982 . . . . hL 3-8
2-20-1984 . . . . aW. 15-7
2-21-1984 . . . . aW. 18-6
5-11-1985 . . . . hW. 15-6
5-12-1985 . . . . hW. 3-1
2-24-1986 . . . . aL 1-5
2-25-1986 . . . . aL 8-11
5-10-1986 . . . . hL 2-4
5-11-1986 . . . . hW. 7-1
2-23-1987 . . . . aW. 10-3
2-24-1987 . . . . aW (10) 2-1
5-9-1987 . . . . hW. 11-9
5-10-1987 . . . . hW. 14-6
2-13-1988 . . . . aL 2-3
2-14-1988 . . . . 22W. 11-3
4-4-1988 . . . . hW. 15-7
4-5-1988 . . . . hW. 4-2
2-25-1989 . . . . aW. 5-0
2-26-1989 . . . . aW. 13-9
4-5-1989 . . . . hW (7) . . . 12-10
4-5-1989 . . . . hW (7) 5-3
2-17-1990 . . . . aW. 8-3
5-7-1990 . . . . hW. 15-5
5-8-1990 . . . . hW. 6-3
2-23-1991 . . . . aW. 6-4
2-24-1991 . . . . aL 8-13
5-7-1991 . . . . hL 2-6
5-8-1991 . . . . hW. 7-1
2-16-1992 . . . . aW (7) 4-2
2-16-1992 . . . . aW (7) 6-0
3-3-1992 . . . . hW. 11-6
3-4-1992 . . . . hW. 9-8
2-20-1993 . . . . aW. 6-2
2-21-1993 . . . . aL 3-7
5-11-1993 . . . . hW. 9-2
5-12-1993 . . . . hW. 10-5
2-19-1994 . . . . aW. 6-3
2-20-1994 . . . . aW. 15-2
5-6-1994 . . . . hW. 9-6
5-7-1994 . . . . hW. 8-6
5-8-1994 . . . . hW. 15-6
2-19-1995 . . . . aL 3-7
2-19-1995 . . . . aL 3-10
5-9-1995 . . . . hW. 7-5
5-10-1995 . . . . hL 12-13
2-13-1996 . . . . aL (10) 3-4
2-14-1996 . . . . aL 4-8
5-7-1996 . . . . hL 5-6
5-8-1996 . . . . hW. 7-4
2-8-1997 . . . . aW. 10-0
2-9-1997 . . . . aW. 8-5
5-6-1997 . . . . hW. 10-0
5-7-1997 . . . . hL 5-16
2-14-1998 . . . . aW. 4-2
2-15-1998 . . . . aW. 8-6
3-24-1998 . . . . hW. 19-6
3-25-1998 . . . . hL 7-11
2-13-1999 . . . . aW. 6-4
2-14-1999 . . . . aW. 11-4
5-8-1999 . . . . hW. 9-8
5-9-1999 . . . . hW. 3-1
2-12-2000 . . . . aW. 15-3
2-13-2000 . . . . aW. 7-6
4-18-2000 . . . . hW. 17-5
4-19-2000 . . . . hW. 22-8
5-26-2000 . . . . hW* 11-9
2-17-2001 . . . . aW. 23-3
2-18-2001 . . . . aW. 10-2
4-10-2001 . . . . hW. 5-4
4-11-2001 . . . . hW. 12-6
2-9-2002 . . . . aW. 10-2
2-10-2002 . . . . aW. 7-4
4-2-2002 . . . . hW (10) 4-3
4-3-2002 . . . . hW. 9-3
2-15-2003 . . . . aW. 8-1
2-15-2003 . . . . aW. 8-3
4-15-2003 . . . . hW. 8-5
4-16-2003 . . . . hL 7-8
2-15-2004 . . . . aW. 15-6
2-15-2004 . . . . aW (10) 5-4
3-27-2004 . . . . hL 7-8
3-18-2004 . . . . hW. 13-2
2-12-2005 . . . . aW. 10-6
2-13-2005 . . . . aW. 13-6
3-1-2005 . . . . hW. 9-1
3-9-2005 . . . . hW. 17-6
2-11-2006 . . . . aW. 13-9
2-12-2006 . . . . aW. 15-7
4-4-2006 . . . . hL 7-19
4-5-2006 . . . . hW. 7-4
2-10-2007 . . . . aL 4-11
2-11-2007 . . . . aL 6-9
3-27-2007 . . . . hW. 10-2
3-28-2007 . . . . hW. 6-2
2-26-2008 . . . . hW. 11-2
2-27-2008 . . . . hW (10) 1-0
4-16-2008 . . . . aW. 14-8
2-24-2009 . . . . aL 5-6
2-25-2009 . . . . aW. 5-3
4-7-2009 . . . . hW. 8-4
4-8-2009 . . . . hL 3-23
2-23-2010 . . . . aW. 10-0
2-24-2010 . . . . aW. 8-5
4-20-2010 . . . . hW. 6-2
4-21-2010 . . . . hW. 18-4
2-22-2011 . . . . aL 5-6
2-23-2011 . . . . aW. 7-4

SERIES HISTORY

3-15-2011 . . . .hW. 4-3
3-16-2011 . . . .hW. 12-3
2-22-2012 . . . .aW. 11-9
3-27-2012 . . . .hL 3-5
3-28-2012 . . . .hW. 10-5
2-26-2013 . . . .aW. 11-4
2-27-2013 . . . .aW. 14-8
3-19-2013 . . . .hL 4-5
2-19-2014 . . . .aL 3-4
4-8-2014 . . . . .hW. 13-2
2-17-2015 . . . .aW. 7-4
3-10-2015 . . . .hW. 22-6
2-24-2016 . . . .aW (16) 6-5
3-30-2016 . . . .hW. 6-1
2-21-2017 . . . .aW. 10-3
5-16-2017 . . . .hW. 12-3
2-20-2018 . . . .aW. 7-1
3-27-2018 . . . .hW. 3-1
3-12-2019 . . . .hW. 7-6
2-18-2020 . . . .hW. 4-3

Georgia Southwestern
(1-0)
H: 1-0, A: 0-0, N: 0-0
5-2-1983 . . . . .hW. 7-6

Georgia State
(69-12)
H: 38-6, A: 31-6, N: 0-0
5-7-1971 . . . . .hW. 6-0
5-7-1971 . . . . .hW. 6-0
5-11-1971 . . . . .aW. 8-2
5-8-1972 . . . . .aW. 13-0
4-27-1972 . . . .hW. 9-2
4-20-1979 . . . .hL 9-10
5-12-1979 . . . .aL 2-3
3-25-1980 . . . .aL 12-16
5-4-1980 . . . . .hW (10) 7-6
3-5-1981 . . . . .aW. 35-9
5-15-1981 . . . .hW. 5-2
5-1-1982 . . . . .hW. 4-3
5-16-1982 . . . .aW. 20-4
4-5-1983 . . . . .aW. 10-3
4-16-1983 . . . .hW. 8-6
5-8-1983 . . . . .hW. 16-6
5-11-1983 . . . .aW. 14-4
4-10-1984 . . . .aW. 7-5
4-27-1984 . . . .hW. 31-6
4-29-1984 . . . .hW. 12-3
5-7-1984 . . . . .aW. 17-7
5-10-1985 . . . .hW. 5-1
4-17-1986 . . . .aW. 7-2
4-24-1986 . . . .hW. 15-4
4-16-1992 . . . .hW. 13-1
4-20-1993 . . . .hW. 15-4
4-21-1993 . . . .aL (10) 4-5
4-27-1993 . . . .hW. 10-4
4-5-1994 . . . . .hW. 4-3
4-12-1994 . . . .hW. 28-3
5-11-1994 . . . .aW. 23-9
3-28-1995 . . . .hW. 18-7
4-25-1995 . . . .aW. 11-2
4-2-1996 . . . . .hW. 23-4
4-9-1996 . . . . .aW. 4-2
4-1-1997 . . . . .aW. 5-4
4-23-1997 . . . .hW. 16-5
4-1-1998 . . . . .hW. 9-5
4-29-1998 . . . .aW. 6-4
2-27-1999 . . . .aW. 14-8
2-28-1999 . . . .hW. 9-3
2-15-2000 . . . .aL 3-4
2-16-2000 . . . .hW. 14-4
3-13-2001 . . . .aW. 11-3
4-4-2001 . . . . .hW. 23-4
3-3-2002 . . . . .hW. 12-5
3-13-2002 . . . .aW. 11-7
4-8-2003 . . . . .hW. 11-3
5-6-2003 . . . . .hW. 11-3
4-6-2004 . . . . .aW. 25-3
5-18-2004 . . . .hW. 13-3
2-11-2005 . . . .hL 2-5
2-23-2005 . . . .aW. 11-6
2-15-2006 . . . .hW. 11-9
4-19-2006 . . . .aW. 13-2
2-21-2007 . . . .aL 5-9
3-21-2007 . . . .aW. 3-0
3-12-2008 . . . .aW. 10-6
3-25-2008 . . . .hW. 12-1
3-24-2009 . . . .hL 1-10
4-15-2009 . . . .aW. 18-2
5-29-2009 . . . .hW* 9-3
3-30-2010 . . . .aW. 14-3
5-18-2010 . . . .hW. 9-3
3-2-2011 . . . . .hL 3-6
3-7-2012 . . . . .aL 4-5
4-17-2012 . . . .hW. 8-4
2-19-2013 . . . .hW. 16-5
3-19-2014 . . . .aW. 9-4
4-2-2014 . . . . .hW. 7-3
4-1-2015 . . . . .aW. 6-3
3-1-2016 . . . . .hW. 11-6
4-20-2016 . . . .aW. 11-5
2-28-2017 . . . .hW. 12-5
4-19-2017 . . . .aW. 7-0
3-7-2018 . . . . .aW. 12-6
4-11-2018 . . . .hL 2-5
2-26-2019 . . . .hW. 7-3
2-27-2019 . . . .aW. 10-0
3-3-2021 . . . . .hL 1-10
4-20-2021 . . . .aW. 7-2

Goodyear [Cartersville]
(1-0)
H: 1-0, A: 0-0, N: 0-0
4-1-1932 . . . . .hW. 3-0

Goodyear [Rockmart]
(1-0)
H: 0-0, A: 1-0, N: 0-0
4-2-1932 . . . . .aW. 16-11

Greenville [Ill.]
(2-0)
H: 2-0, A: 0-0, N: 0-0
4-2-1977 . . . . .hW. 8-6
3-24-1979 . . . .hW. 16-5

Guilford
(1-0)
H: 1-0, A: 0-0, N: 0-0
3-12-1986 . . . .hW. 12-0

Harvard
(1-1)
H: 1-1, A: 0-0, N: 0-0
4-20-1922 . . . .hL 3-4
3-31-1974 . . . .hW. 7-5

Hawai'i
(2-2)
H: 0-0, A: 2-2, N: 0-0
3-22-1986 . . . .aL 2-6
3-27-1986 . . . .aW. 9-2
3-24-1990 . . . .aL 5-6
3-29-1990 . . . .aW. 9-2

Hawai'i-Pacific
(2-0)
H: 0-0, A: 0-0, N: 2-0
3-24-1986 . . . .18W (10) . . . 4-3
3-28-1986 . . . .18W. 5-1

Henry Grady
(1-0)
H: 1-0, A: 0-0, N: 0-0
5-25-1901 . . . .hW#. 8-7

Hillsdale
(20-1)
H: 20-1, A: 0-0, N: 0-0
3-29-1968 . . . .hW. 23-3
3-30-1968 . . . .hW. 9-1
4-1-1968 . . . . .hW. 6-1
3-24-1969 . . . .hW. 18-2
3-25-1969 . . . .hW. 11-0
4-5-1971 . . . . .hW. 5-0
4-3-1972 . . . . .hW. 9-3
4-4-1972 . . . . .hW. 6-5
3-24-1973 . . . .hW. 12-5
3-23-1974 . . . .hW. 7-1
3-30-1974 . . . .hW. 10-4
3-29-1975 . . . .hW. 12-2
3-27-1976 . . . .hW. 13-4
4-5-1975 . . . . .hW. 10-7
4-3-1976 . . . . .hW. 2-1
4-2-1978 . . . . .hW (7) 5-2
4-3-1978 . . . . .hW (7) 16-1
3-30-1979 . . . .hL 4-5
3-31-1979 . . . .hW (7) 24-3
3-23-1984 . . . .hW (7) 14-0
3-23-1984 . . . .hW (7) 9-1

Hobart
(0-1)
H: 0-1, A: 0-0, N: 0-0
3-31-1902 . . . .hL# 4-8

Hope College
(13-0)
H: 13-0, A: 0-0, N: 0-0
4-8-1971 . . . . .hW. 7-3
3-27-1976 . . . .hW. 4-3
3-25-1977 . . . .hW. 9-6
3-25-1978 . . . .hW. 24-6
3-31-1979 . . . .hW. 12-11
4-1-1980 . . . . .hW (10) 8-7
3-24-1981 . . . .hW. 11-2
3-25-1981 . . . .hW. 6-4
3-23-1982 . . . .hW. 12-0
3-24-1982 . . . .hW. 12-4
3-29-1983 . . . .hW. 12-6
3-30-1983 . . . .hW. 11-4
3-29-1984 . . . .hW. 16-1

Houston
(0-1)
H: 0-0, A: 0-0, N: 0-1
5-24-1990 . . . .28L* 2-4

Howard
(6-0)
H: 6-0, A: 0-0, N: 0-0
3-28-1982 . . . .hW. 15-3
3-28-1983 . . . .hW. 7-3
3-25-1985 . . . .hW (7) 17-1
3-25-1985 . . . .hW (7) 16-4
3-26-1987 . . . .hW (5) 11-0
3-24-1999 . . . .hW. 14-6

Huntingdon
(1-0)
H: 1-0, A: 0-0, N: 0-0
3-4-1982 . . . . .hW. 17-9

Illinois
(4-2)
H: 3-1, A: 0-0, N: 1-1
4-9-1914 . . . . .hW. 3-2
4-10-1914 . . . .hW. 5-2
4-18-1930 . . . .hL (5). 3-4
4-19-1930 . . . .hW. 9-8
5-31-2013 . . . .52L+ 4-6
6-2-2013 . . . . .52W+ 6-3

Illinois-Chicago
(12-3)
H: 8-2, A: 4-1, N: 0-0
2-16-2007 . . . .hW. 11-2
2-17-2007 . . . .hL 4-11
2-18-2007 . . . .hW. 6-3
5-07-2010 . . . .hW. 8-4
5-08-2010 . . . .hW. 11-5
5-09-2010 . . . .hW. 5-2
5-7-2011 . . . . .aW. 9-2
5-8-2011 . . . . .aW. 10-2
5-9-2011 . . . . .aW. 5-1
4-28-2017 . . . .aW. 3-0
4-28-2017 . . . .aL 0-1
3-2-2018 . . . . .hW. 5-0
3-3-2018 . . . . .hW. 3-2
3-4-2018 . . . . .hL 5-12
2-15-2019 . . . .hW. 6-3

Illinois State
(3-0)
H: 3-0, A: 0-0, N: 0-0
3-4-1983 . . . . .hW. 14-8
3-6-1983 . . . . .hW (7) 5-2
3-6-1983 . . . . .hW (7) 9-8

Indiana
(1-0)
H: 1-0, A: 0-0, N: 0-0
4-2-1917 . . . . .hW. 9-1

Indiana Central
(2-1)
H: 2-1, A: 0-0, N: 0-0
4-13-1968 . . . .hL 2-3
3-27-1970 . . . .hW. 6-2
3-28-1970 . . . .hW. 2-0

Indiana Southeast
(0-1)
H: 0-1, A: 0-0, N: 0-0
3-11-1981 . . . .hL 9-12

Indiana State
(5-0)
H: 3-0, A: 0-0, N: 2-0
2-27-2015 . . . .hW. 1-0
2-28-2015 . . . .hW. 15-2
3-1-2015 . . . . .hW. 7-1
6-4-2021 . . . . .52W* 7-6
6-6-2021 . . . . .52W* 9-0

Iona
(4-1)
H: 3-0, A: 0-0, N: 1-1
3-26-1990 . . . .18L (8). 1-4
3-28-1990 . . . .18W (8) . . . 15-1
2-18-2005 . . . .hW. 9-3
2-19-2005 . . . .hW. 9-3
2-19-2005 . . . .hW. 16-5

Jacksonville
(7-8)
H: 3-6, A: 3-2, N: 1-0
3-22-1965 . . . .aW. 5-3
3-23-1965 . . . .aW. 8-1
4-26-1968 . . . .hW. 8-1
4-27-1968 . . . .hL 0-1
4-25-1969 . . . .hL 2-3
4-26-1969 . . . .hL 0-3
4-23-1971 . . . .hW. 4-3
4-24-1971 . . . .hW. 8-2
5-14-1971 . . . .aL 8-12
5-15-1971 . . . .aL 1-7
4-21-1972 . . . .hL 2-6
2-22-1987 . . . .aW. 10-1
3-21-1987 . . . .hL 5-10
3-22-1987 . . . .hL 10-12
1-31-1999 . . . .39W. 14-1

Jacksonville State
(7-1)
H: 6-1, A: 0-0, N: 1-0
3-8-1979 . . . . .hL (8) 9-17
5-2-1981 . . . . .hW. 9-5
3-5-1996 . . . . .hW. 14-7
2-26-1997 . . . .hW. 15-12
3-11-1998 . . . .hW. 14-4
2-22-2000 . . . .hW. 10-2
6-4-2004 . . . . .hW* 16-3
6-1-2014 . . . . .53W* 4-2

Kennesaw State
(23-8)
H: 16-4, A: 7-4, N: 0-0
4-20-1987 . . . .hW. 19-5
5-7-1989 . . . . .hL 2-12
2-17-2006 . . . .hW. 3-2
2-18-2006 . . . .hW. 7-0
2-19-2006 . . . .hW. 5-1
2-13-2007 . . . .hW (10) . . . 11-8
3-14-2007 . . . .aL 4-6
3-5-2008 . . . . .hW. 5-3
3-18-2008 . . . .aW. 10-0
3-11-2009 . . . .hW. 5-4
3-17-2009 . . . .aW. 11-0
3-18-2009 . . . .hW. 11-3
3-31-2010 . . . .aL 4-7
4-06-2010 . . . .hW. 8-2
3-8-2011 . . . . .hW. 7-4
4-5-2011 . . . . .aL 6-7
2-29-2012 . . . .aW. 11-5
4-3-2012 . . . . .hW. 7-3
4-3-2013 . . . . .hW. 9-1
2-25-2014 . . . .hL (12). 3-5
3-18-2014 . . . .aW. 8-7
3-17-2015 . . . .aW (11) 7-6
4-21-2015 . . . .hL 6-11
3-22-2016 . . . .aW. 13-2
4-6-2016 . . . . .hW. 4-2
4-18-2018 . . . .hW. 17-7
3-5-2019 . . . . .aW. 10-7
3-6-2019 . . . . .hW. 9-1
4-30-2021 . . . .hL 1-5
5-1-2021 . . . . .hW. 13-5
5-2-2021 . . . . .aL 5-10

Kent State
(13-5)
H: 12-4, A: 0-0, N: 1-1
3-22-1984 . . . .hW. 8-7
3-22-1996 . . . .hW. 14-12
3-23-1996 . . . .hL 7-9
3-24-1996 . . . .hW. 17-16
3-19-1999 . . . .hW. 5-2
3-20-1999 . . . .hL 6-11
3-21-1999 . . . .hW. 13-12
3-16-2001 . . . .hW. 8-5
3-17-2001 . . . .hW. 10-3
3-18-2001 . . . .hW. 7-4
3-14-2003 . . . .hW. 5-4
3-15-2003 . . . .hW. 4-1
3-16-2003 . . . .hL 3-5
2-18-2011 . . . .hW. 6-3
2-19-2011 . . . .hW. 8-1
2-20-2011 . . . .hL 1-6
2-17-2012 . . . .51L 0-5
2-18-2012 . . . .51W. 6-2

Kentucky
(32-21)
H: 21-12, A: 11-9, N: 0-0
5-11-1923 . . . .hW. 9-5
5-12-1923 . . . .hW. 10-2
4-30-1925 . . . .aW. 4-3
4-11-1927 . . . .hW. 3-2
4-12-1927 . . . .hW. 7-5
4-11-1941 . . . .aW. 12-5
4-12-1941 . . . .aW. . . . . —
4-6-1942 . . . . .hW. 10-7
4-7-1942 . . . . .hW. 6-5
4-30-1948 . . . .hL 5-8
5-1-1948 . . . . .hW. 18-6
5-8-1948 . . . . .aL 4-5
5-8-1948 . . . . .aW. 12-8
4-8-1949 . . . . .hL 7-14
4-9-1949 . . . . .hL 8-9
5-6-1949 . . . . .aW. 18-13
5-7-1949 . . . . .aL 1-9
4-5-1950 . . . . .hL 6-10
4-6-1950 . . . . .hL 9-14
4-28-1950 . . . .aL 2-7
4-14-1951 . . . .aL 3-4
4-14-1951 . . . .aW. 5-4
5-14-1951 . . . .hW. 16-11
5-15-1951 . . . .hL 8-9
4-18-1952 . . . .hW. 25-11
4-19-1952 . . . .hW. 6-5
5-1-1953 . . . . .aL 3-14
5-2-1953 . . . . .aW. 14-3
4-16-1954 . . . .hW. 9-0
4-17-1954 . . . .hL 3-4
4-8-1955 . . . . .hW. 17-0
4-9-1955 . . . . .hW. 21-3
4-29-1955 . . . .aW. 13-3
4-30-1955 . . . .aW. 10-2
4-5-1957 . . . . .hW. 6-5
4-6-1957 . . . . .hW. 13-4
4-6-1957 . . . . .hW. 9-7
4-25-1958 . . . .aW. 3-2
4-26-1958 . . . .aL 5-7
4-24-1959 . . . .hL 1-4
4-25-1959 . . . .hW. 5-4
4-25-1959 . . . .hW. 15-1
4-8-1960 . . . . .hL 10-11
4-9-1960 . . . . .hW. 4-3
4-28-1961 . . . .aL (10) . . . 15-16
4-29-1961 . . . .aL (7) 0-15
4-7-1962 . . . . .hL (7) 3-4
4-7-1962 . . . . .hW (8) 6-4
4-24-1963 . . . .aL 10-13
4-25-1963 . . . .aW. 5-3
4-25-1974 . . . .hW. 13-12
4-3-1981 . . . . .hL 9-16
4-2-1982 . . . . .hL 4-10

Lamar
(1-0)
H: 0-0, A: 0-0, N: 1-0
2-9-2001 . . . . .41W. 11-9

Lewis University
(1-1)
H: 1-1, A: 0-0, N: 0-0
4-15-1971 . . . .hW. 8-2
4-16-1971 . . . .hL 5-9

Liberty
(4-1)
H: 4-1, A: 0-0, N: 0-0
2-24-1984 . . . .hW. 12-5
2-25-1984 . . . .hL 3-4
3-6-1989 . . . . .hW. 7-5
5-27-1993 . . . .hW* 4-1
3-15-2000 . . . .hW. 6-1

Lipscomb
(5-0)
H: 4-0, A: 0-0, N: 1-0
4-29-1967 . . . .hW. 9-2
5-31-2008 . . . .42W* 6-3
2-20-2009 . . . .hW. 9-0
2-21-2009 . . . .hW. 13-3
2-22-2009 . . . .hW. 5-3

Louisiana-Lafayette
(1-0)
Formerly: Southwestern La.
H: 0-0, A: 0-0, N: 1-0
5-23-1997 . . . .38W* 8-0

Louisiana-Monroe
(2-0)
Formerly: Northeast Louisiana
H: 0-0, A: 0-0, N: 2-0
3-25-1964 . . . .10W. 7-4
3-26-1964 . . . .10W. 3-2

Louisiana State
(0-3)
H: 0-0, A: 0-2, N: 0-1
5-25-1990 . . . .aL* 5-11
2-21-1992 . . . .29L 2-3
5-26-1996 . . . .aL* 13-29

Louisville
(6-10)
H: 2-4, A: 2-4, N: 2-2
5-15-1976 . . . .13L+ 3-6
5-14-1977 . . . .13L+ 3-15
5-30-2008 . . . .42W* 8-5
3-27-2015 . . . .aL 1-4
3-28-2015 . . . .aL 3-8
3-29-2015 . . . .aL 1-4
4-13-2017 . . . .hL 0-3
4-14-2017 . . . .hL 1-10
4-15-2017 . . . .hL 4-5
3-22-2019 . . . .aW. 3-1
3-23-2019 . . . .aW. 4-0
3-24-2019 . . . .aL 4-5
3-5-2021 . . . . .hL 6-13
3-6-2021 . . . . .hW. 19-6
3-7-2021 . . . . .hW. 13-9
5-27-2021 . . . .59W+ (12) . . 9-8

Marietta
(0-1)
H: 0-0, A: 0-1, N: 0-0
8-27-1946 . . . .aL 2-3

Marietta [Ohio]
(1-0)
H: 1-0, A: 0-0, N: 0-0
3-9-1975 . . . . .hW. 14-7

Marist College
(1-0)
H: 1-0, A: 0-0, N: 0-0
3-23-1909 . . . .hW#. 5-0

Maryland
(73-26)
H: 43-6, A: 25-19, N: 5-1
4-28-1921 . . . .aL 6-3
4-27-1922 . . . .aW. 8-3
4-5-1923 . . . . .hW. 4-3
4-15-1925 . . . .hW. 21-4
4-7-1928 . . . . .hW. 8-2
5-28-1971 . . . .9W* 9-4
3-10-1974 . . . .hL 5-7
4-17-1980 . . . .hL 9-11
4-18-1980 . . . .hL 5-9
4-25-1980 . . . .aL+ 2-9
4-18-1981 . . . .aL 4-12
4-19-1981 . . . .aL 1-4
4-18-1982 . . . .hW (7) 3-2
4-18-1982 . . . .hW (7) 5-4
3-24-1983 . . . .aL 2-5
3-25-1983 . . . .aL 5-8
3-18-1984 . . . .hW. 9-2
3-19-1984 . . . .hL 11-16
4-18-1984 . . . .15L+ 0-4
3-28-1985 . . . .aW. 29-2
3-29-1985 . . . .aL 6-8
4-20-1985 . . . .hW+ 8-2
3-31-1986 . . . .hW. 11-4
4-1-1986 . . . . .hW. 26-0
5-14-1986 . . . .15W+ 7-5
3-27-1987 . . . .aW. 10-2
5-1-1987 . . . . .hW. 20-14
5-2-1987 . . . . .hW. 7-3
3-12-1988 . . . .hW. 9-3
3-25-1988 . . . .aL 2-8
3-21-1989 . . . .hW (8) 6-5
3-22-1989 . . . .hW. 19-7
4-14-1989 . . . .aW. 14-3
3-30-1991 . . . .hW (7) 11-5
3-30-1991 . . . .hW (7) 8-2
3-31-1991 . . . .hW. 3-2
3-24-1992 . . . .aW. 13-6
3-25-1992 . . . .aL 5-6
3-12-1993 . . . .hL (7) 8-10
5-15-1993 . . . .21W+ 6-0
3-22-1994 . . . .aW. 12-4
3-23-1994 . . . .aL 5-6
3-24-1994 . . . .aW. 12-4
3-20-1995 . . . .hW. 25-17
3-21-1995 . . . .hW. 18-6
3-22-1995 . . . .hW. 10-7
5-3-1996 . . . . .aW. 13-2
5-4-1996 . . . . .aW. 7-1
5-5-1996 . . . . .aW (10) 8-6
3-28-1997 . . . .hW. 7-0
3-29-1997 . . . .hW. 13-11
3-30-1997 . . . .hW. 11-1
5-9-1998 . . . . .aW. 3-2
5-9-1998 . . . . .aL (7) 1-4
5-10-1998 . . . .aW. 12-3
3-26-1999 . . . .hW. 11-3
3-27-1999 . . . .hW. 5-1
3-28-1999 . . . .hW. 13-0
4-7-2000 . . . . .aW. 7-3
4-8-2000 . . . . .aW. 8-5
4-9-2000 . . . . .aW. 10-3
4-23-2001 . . . .hW. 15-1
4-24-2001 . . . .hW. 8-1
4-25-2001 . . . .hW. 11-9
4-12-2002 . . . .aW. 9-6
4-13-2002 . . . .aL 8-9
4-14-2002 . . . .aW (7) 12-1
3-21-2003 . . . .hW. 13-7
3-22-2003 . . . .hW. 12-4
3-23-2003 . . . .hW. 20-6
5-21-2004 . . . .47aW. 10-2
5-22-2004 . . . .47aW. 15-1
5-23-2004 . . . .47aW. 18-6
5-26-2004 . . . .44W+ 4-3
4-1-2005 . . . . .hW. 13-8
4-2-2005 . . . . .hL 1-2
4-3-2005 . . . . .hW. 24-4
3-31-2006 . . . .aW. 15-4
4-1-2006 . . . . .aL 3-6
4-2-2006 . . . . .aL 5-8
3-30-2007 . . . .hW. 5-4
3-31-2007 . . . .hW. 16-6
4-1-2007 . . . . .hW. 4-2
4-18-2008 . . . .aL 5-7
4-19-2008 . . . .aL 13-14
4-20-2008 . . . .aW (5) 9-6
3-6-2009 . . . . .hW. 5-1
3-7-2009 . . . . .hW. 24-3
3-8-2009 . . . . .hW. 10-7
3-19-2010 . . . .aL 2-5

RECORDS

SERIES HISTORY

3-20-2010 . . . aW. 24-4
3-21-2010 . . . aW. 10-3
3-11-2011 . . . hW. 1-0
3-12-2011 . . . hW. 9-3
3-13-2011 . . . hW. 6-2
4-18-2014 . . . aL. 2-7
4-19-2014 . . . aL. 1-4
4-20-2014 . . . aW (12) . . . 13-6
5-25-2014 . . . 50W+ 9-4

Marshall
(1-0)
H: 1-0, A: 0-0, N: 0-0
2-18-2017 . . . hW. 11-3

Memphis
(1-4)
Formerly: Memphis State
H: 1-3, A: 0-0, N: 0-1
5-6-1966 . . . hL 2-7
5-7-1966 . . . hW. 2-0
4-14-1972 . . . hL 2-3
4-15-1972 . . . hL 3-22
5-13-1977 . . . 13L+ 2-9

Mercer
(115-56)
H: 67-26, A: 47-29, N: 1-1
4-17-1897 . . . aL 6-9
5-7-1898 . . . aL 8-10
5-6-1899 . . . aL 2-14
4-7-1900 . . . aL 1-10
4-26-1901 . . . hW. 3-0
4-27-1901 . . . hL 3-7
6-7-1901 . . . hL 10-15
6-8-1901 . . . hW. 6-5
4-5-1902 . . . hW. 8-1
5-3-1902 . . . hL 1-10
4-4-1903 . . . aL 4-6
4-18-1903 . . . hW. 10-3
5-15-1903 . . . aW. 9-3
3-26-1904 . . . hW. 10-4
5-6-1904 . . . aW. 4-1
5-7-1904 . . . aL (10) 2-3
4-29-1905 . . . hW# 9-2
5-12-1905 . . . aW. 5-3
5-13-1905 . . . aW. 2-0
5-20-1905 . . . hW. 10-4
3-30-1906 . . . aW. 14-1
3-31-1906 . . . aW. 3-0
4-27-1906 . . . hW. 4-3
4-28-1906 . . . hW. 2-0
3-30-1907 . . . hW. 4-0
4-13-1907 . . . aW (11) 1-0
3-27-1908 . . . aL 0-2
3-28-1908 . . . aL 2-3
4-9-1909 . . . hL 0-4
4-10-1909 . . . hW. 7-3
5-3-1909 . . . aL 2-7
5-4-1909 . . . aL 2-3
4-8-1910 . . . hW. 7-4
4-9-1910 . . . hW. 10-0
4-29-1910 . . . aW. 3-1
4-30-1910 . . . aW. 2-0
4-7-1911 . . . hL 6-8
4-14-1911 . . . 3L 2-5
4-15-1911 . . . 3W. 7-2
4-5-1912 . . . hL 2-3
4-6-1912 . . . hW. 4-1
5-10-1912 . . . aW. 4-1
5-11-1912 . . . aL 3-5
4-4-1913 . . . hL 2-3
4-5-1913 . . . hW. 4-1
4-11-1913 . . . aL 2-4
4-13-1914 . . . hL 0-8
4-14-1914 . . . hW. 5-1
4-30-1915 . . . hL 1-3
5-1-1915 . . . hL 3-7
4-8-1916 . . . aW. 6-0
4-6-1917 . . . hL 0-2
4-7-1917 . . . hL 1-3
4-28-1917 . . . hW. 4-2
5-9-1917 . . . aW. 5-3
3-29-1918 . . . hL 0-8
3-30-1918 . . . hW. 5-2
5-3-1918 . . . hL 3-4
5-4-1918 . . . aW. 10-0
3-28-1919 . . . aL 1-10
3-29-1919 . . . aL (11) 4-5
4-18-1919 . . . hW (11) 3-2
4-19-1919 . . . hW. 8-1
4-2-1920 . . . aW. 3-0
4-7-1922 . . . hW. 10-3
4-8-1922 . . . hW. 1-0
4-27-1923 . . . aW. 9-3
4-28-1923 . . . aW. 9-2
4-13-1928 . . . hL 3-7
4-10-1931 . . . aL 7-9
4-11-1931 . . . aW. 13-1
4-20-1931 . . . hW. 7-3
4-21-1931 . . . hW. 10-7
4-2-1954 . . . hW. 14-4
4-3-1954 . . . aW. 9-5
3-30-1955 . . . hW. 5-4
4-6-1955 . . . aL 10-11
3-30-1956 . . . hW. 10-2
5-1-1956 . . . aL 4-6
5-3-1960 . . . hW. 12-2
5-10-1960 . . . aL 7-9
5-8-1962 . . . hW. 12-2
5-12-1962 . . . aW. 2-1
5-14-1963 . . . hW. 5-0
5-12-1964 . . . hW. 9-7
5-12-1965 . . . hW. 11-5
5-15-1965 . . . aW. 6-2
5-2-1966 . . . aW (12) 3-0
5-11-1966 . . . hW. 7-5
5-9-1967 . . . hW. 4-0
5-15-1967 . . . aW. 9-2
5-7-1968 . . . aW. 12-3
5-12-1970 . . . aW. 3-0
5-15-1970 . . . hL 5-9
5-5-1972 . . . hW. 4-0
5-11-1972 . . . aW. 5-0
5-2-1973 . . . hW. 4-3
5-4-1973 . . . aW. 7-6
5-6-1974 . . . hW. 7-4
3-27-1975 . . . aL 0-1
3-12-1976 . . . hL 1-5
4-23-1976 . . . aL 6-8
4-29-1977 . . . aL 3-11
5-9-1977 . . . hW. 9-1
4-24-1978 . . . hL 5-8
5-6-1978 . . . aW (11) 5-4
5-4-1979 . . . hW. 8-6
3-2-1981 . . . hL 5-7
4-2-1985 . . . hW. 17-5
4-9-1985 . . . aW. 13-5
4-29-1986 . . . hW. 16-9
5-2-1986 . . . aW. 5-2
3-11-1987 . . . aW. 12-7
5-11-1987 . . . hW. 11-4
5-9-1988 . . . hL (7) 7-11
5-9-1988 . . . hW (7) 2-1
5-6-1989 . . . hW. 6-3
5-10-1989 . . . aL 8-14
2-13-1990 . . . aL 3-7
4-16-1990 . . . hW. 18-1
4-9-1991 . . . aW. 11-7
4-10-1991 . . . hW. 9-6
4-15-1992 . . . aL 2-4
4-22-1992 . . . hW. 11-5
3-9-1993 . . . aW. 8-4
3-24-1993 . . . hW. 8-5
4-14-1993 . . . hW. 7-6
5-4-1994 . . . aL (10) 5-6
4-12-1995 . . . hW. 9-2
5-2-1995 . . . aL 5-17
2-27-1996 . . . hW. 7-2
4-10-1996 . . . aW. 11-8
2-18-1997 . . . aW. 12-8
3-5-1997 . . . hW. 7-6
2-24-1998 . . . hL 9-13
4-22-1998 . . . aW. 10-6
4-20-1999 . . . hW. 7-2
5-11-1999 . . . aW. 15-12
4-11-2000 . . . aW (7) 19-6
5-9-2000 . . . hW. 16-7
3-27-2001 . . . hW. 10-4
5-8-2001 . . . aW (7) 15-2
4-23-2002 . . . hW. 12-1
5-8-2002 . . . aW. 20-7
2-19-2003 . . . aW. 9-1
3-25-2003 . . . hW. 9-1
3-19-2008 . . . hW. 7-6
4-22-2008 . . . aW. 16-9
3-10-2009 . . . hW. 17-3
3-23-2010 . . . aW. 15-8
3-24-2010 . . . hW. 19-4
6-04-2010 . . . hW* 10-0
3-29-2011 . . . hL 2-4
4-19-2011 . . . aL 3-6
4-10-2012 . . . hW. 6-4
5-15-2012 . . . aL 3-4
3-5-2013 . . . hW. 16-9
4-2-2013 . . . aL 1-10
3-25-2014 . . . hL 1-4
4-23-2014 . . . hL (10) 3-4
4-7-2015 . . . hW. 4-3
5-6-2015 . . . aW. 9-7
4-5-2016 . . . aW. 6-5
4-19-2016 . . . hL 8-9
3-28-2017 . . . aW. 11-3
4-18-2017 . . . hW. 8-5
3-21-2018 . . . hL 2-6
4-10-2018 . . . aL 16-8
3-19-2019 . . . aW. 14-8
5-14-2019 . . . hW. 7-1
2-24-2021 . . . hW. 7-3

Mercer-Atlanta
(8-0)
H: 5-0, A: 3-0, N: 0-0
4-30-1982 . . . hW. 6-5
5-5-1982 . . . aW. 10-2
4-26-1983 . . . aW. 19-6
4-27-1983 . . . aW. 16-0
5-5-1983 . . . hW. 21-3
5-6-1983 . . . hW. 17-7
3-29-1984 . . . hW. 12-1
4-28-1984 . . . hW. 23-3

Merchants
(1-0)
H: 1-0, A: 0-0, N: 0-0
6-2-1900 . . . hW. 12-8

Miami [Fla.]
(42-65-2)
H: 20-23, A: 16-37-2, N: 6-5
3-21-1958 . . . aL 6-7
3-22-1958 . . . aL 4-7
3-23-1959 . . . aL 3-4
3-25-1959 . . . aT 2-2
3-26-1959 . . . aW. 15-3
3-27-1959 . . . aW. 4-0
3-24-1960 . . . aL 1-5
3-26-1960 . . . aL 3-4
3-23-1961 . . . aL 3-10
3-25-1961 . . . aT 5-5
4-12-1965 . . . hL 1-5
4-13-1965 . . . hL 1-2
5-14-1966 . . . hL (7) 1-4
5-14-1966 . . . hW (7) 5-3
4-21-1967 . . . hW. 6-2
4-22-1967 . . . hW (7) 2-1
4-22-1967 . . . hW (7) 4-2
5-27-1971 . . . 9L*. 3-4
5-29-1971 . . . 9W* 5-3
4-16-1978 . . . hL 3-18
5-14-1982 . . . hL 7-10
5-15-1982 . . . hL 3-13
2-21-1983 . . . aW. 4-1
2-22-1983 . . . aL 7-10
2-23-1983 . . . aL 4-10
5-25-1986 . . . aL* (10) 6-7
5-26-1986 . . . aL* 9-15
5-28-1988 . . . aL* 2-4
5-26-1989 . . . 27W+ 9-7
5-17-1991 . . . hW. 9-5
5-18-1991 . . . hL 7-10
5-19-1991 . . . hL 1-7
5-15-1992 . . . aL (13) 5-6
5-16-1992 . . . aL 2-6
5-17-1992 . . . aL 3-4
4-4-1997 . . . aL 1-10
4-5-1997 . . . aL 4-9
4-6-1997 . . . aL 0-12
4-24-1998 . . . hW. 22-7
4-25-1998 . . . hL 5-8
4-26-1998 . . . hL 8-9
5-6-2000 . . . aW. 10-2
5-7-2000 . . . aL 2-3
5-8-2000 . . . aL 5-7
5-10-2002 . . . hW. 7-6
5-11-2002 . . . hL 2-10
5-12-2002 . . . hW (8) 16-8
5-28-2003 . . . aL 6-7
3-29-2003 . . . aL 8-13
3-30-2003 . . . aL (8) 16-17
4-2-2004 . . . hW. 17-4
4-3-2004 . . . hL 7-9
4-4-2004 . . . hL 13-16
3-25-2005 . . . aL 1-20
3-26-2005 . . . aW. 17-7
3-27-2005 . . . aW. 11-10
5-18-2006 . . . hL 7-8
5-19-2006 . . . hW. 14-5
5-20-2006 . . . hW. 12-7
5-24-2006 . . . 48W+ 2-1
5-26-2006 . . . 48W+ 7-4
4-6-2007 . . . aW. 9-2
4-7-2007 . . . aL (11) 2-5
4-8-2007 . . . aL 7-8
4-12-2008 . . . hL 5-10
4-12-2008 . . . hL 5-15
4-13-2008 . . . hL 3-9
5-22-2008 . . . 48L+ 12-15
3-27-2009 . . . aW. 13-9
3-28-2009 . . . aW. 6-4
3-29-2009 . . . aL 2-6
5-20-2009 . . . 15L+ 6-8
5-14-2010 . . . hW. 14-3
5-15-2010 . . . hL 2-9
5-16-2010 . . . hW. 6-3
3-25-2011 . . . aW. 8-3
3-26-2011 . . . aW. 12-3
3-27-2011 . . . aW. 3-1
5-15-2012 . . . hL 4-5
5-16-2012 . . . hL 6-8
5-17-2012 . . . hW. 2-1
5-27-2012 . . . 50W+ 8-5
5-16-2013 . . . aL 3-8
5-17-2013 . . . aL 7-11
5-18-2013 . . . aW. 10-1
3-14-2014 . . . hL 8-10
3-15-2014 . . . hW. 13-7
3-15-2014 . . . hW (10) 3-2
5-21-2014 . . . 50W+ 6-3
5-14-2015 . . . aL 0-3
5-15-2015 . . . aL 1-22
5-16-2015 . . . aL 4-17
5-7-2016 . . . hW. 12-1
5-8-2016 . . . hL 2-12
5-9-2016 . . . hL 6-17
5-25-2016 . . . 15L+ 0-4
3-10-2017 . . . aL 8-10
3-11-2017 . . . aW (11) 7-5
3-12-2017 . . . aL 7-17
5-23-2017 . . . 56L+ (13) . . 5-6
3-30-2018 . . . hW. 6-1
3-31-2018 . . . hW. 13-4
4-1-2018 . . . hW. 4-1
3-8-2019 . . . aW (10) 5-4
3-9-2019 . . . aL 5-6
3-10-2019 . . . aL 6-9
5-14-2021 . . . aW. 14-3
5-15-2021 . . . aL 3-10
5-16-2021 . . . aL 4-5

Michigan
(2-3)
H: 1-2, A: 0-0, N: 1-1
4-9-1912 . . . 2L (7) 4-5
3-10-1995 . . . hW. 15-8
3-11-1995 . . . hL 6-8
3-12-1995 . . . hL 5-27
2-23-2003 . . . 46W. 7-6

Michigan State
(0-2-1)
H: 0-2-1, A: 0-0, N: 0-0
3-31-1932 . . . hT 4-4
3-25-1949 . . . hL 5-9
3-26-1949 . . . hL 2-7

Middle Tennessee State
(4-1)
H: 4-1, A: 0-0, N: 0-0
5-8-1970 . . . hW. 4-1
3-26-1972 . . . hW. 5-2
5-18-1990 . . . hL 4-5
5-19-1990 . . . hW (7) 5-0
5-20-1990 . . . hW (8) 5-4

Milledgeville Cadets
(1-0)
H: 0-0, A: 1-0, N: 0-0
5-15-1897 . . . aW. 8-3

Milligan
(16-3-1)
H: 15-3-1, A: 0-0, N: 1-0
3-26-1965 . . . 7W. 15-2
4-1-1966 . . . hW. 11-2
4-2-1966 . . . hW. 19-1
3-31-1967 . . . hW. 10-2
4-1-1967 . . . hW. 14-7
3-25-1968 . . . hW. 2-1
3-26-1968 . . . hW. 7-6
3-26-1969 . . . hL 6-10
3-27-1969 . . . hW (13) . . . 10-9
3-30-1970 . . . hW. 8-4
3-31-1970 . . . hT 0-0
3-29-1971 . . . hW. 3-0
3-30-1971 . . . hW. 2-1
3-27-1972 . . . hW. 8-6
3-28-1972 . . . hW. 7-6
3-30-73 . . . . hW. 3-1
4-5-1975 . . . hL 4-9
3-23-1976 . . . hW. 5-1
3-20-1977 . . . hL 3-6
3-26-1979 . . . hW (7) 24-8

Minnesota
(5-1)
H: 4-0, A: 0-0, N: 1-1
3-31-1989 . . . 26L 4-14
3-7-1993 . . . . 26W. 11-3
2-11-1994 . . . hW. 3-1
2-12-1994 . . . hW. 10-5
2-13-1994 . . . hW. 8-2
2-16-2018 . . . hW. 3-2

Mississippi
(5-2)
H: 4-2, A: 1-0, N: 0-0
4-3-1914 . . . . hW. 6-4
4-4-1914 . . . . hW. 6-0
4-21-1916 . . . hW. 9-0
4-22-1916 . . . hW. 4-3
5-18-1959 . . . aW+. 4-3
5-19-1959 . . . hL+ 5-8
5-20-1959 . . . hL+ 7-11

Mississippi State
(3-11)
Formerly: Mississippi A&M
H: 1-4, A: 1-4, N: 1-3
4-27-1914 . . . aL 1-9
4-14-1915 . . . hW. 8-6
4-15-1915 . . . hL (10) 5-7
5-2-1919 . . . . aW. 6-2
5-3-1919 . . . . aL 1-2
4-1-1927 . . . . hL 3-10
4-2-1927 . . . . hL 5-7
5-29-1971 . . . 9W* 20-8
5-30-1971 . . . 9L* 2-5
5-18-1985 . . . 16L# 5-7
5-19-1985 . . . 16L# 7-15
5-19-1985 . . . aL# 2-3
5-25-1997 . . . aL* 2-10
6-5-2011 . . . . hL* 3-7

Mississippi Valley State
(1-0)
H: 1-0, A: 0-0, N: 0-0
3-15-2006 . . . hW. 13-4

Missouri State
(3-0)
H: 3-0, A: 0-0, N: 0-0
2-19-2010 . . . hW. 4-0
2-20-2010 . . . hW. 20-3
2-21-2010 . . . hW. 13-0

Morehead State
(1-1)
H: 1-1, A: 0-0, N: 0-0
4-9-1964 . . . . hL 1-7
5-4-1989 . . . . hW. 9-2

Navy
(2-0-1)
H: 0-0, A: 1-0-1, N: 1-0
4-27-1921 . . . aT (11) 2-2
4-26-1922 . . . aW. 13-1
5-23-1986 . . . 19W* (14) . . . 9-8

Nebraska
(1-0)
H: 0-0, A: 0-0, N: 1-0
2-11-2001 . . . 41W. 15-8

New Orleans
(19-7)
H: 9-3, A: 8-3, N: 2-1
2-22-1985 . . . aW. 6-5
2-23-1985 . . . aW. 7-5
4-4-1986 . . . . hL 5-15
4-5-1986 . . . . hW. 7-0
4-6-1986 . . . . hW. 10-7
2-28-1987 . . . aW (7) 6-5
2-28-1987 . . . aW (7) 17-5
3-1-1987 . . . . aW. 14-11
3-29-1988 . . . hL 1-4
3-30-1988 . . . hL (10) . . . 14-15
3-31-1988 . . . hW. 13-6
2-17-1989 . . . aW. 10-9
2-18-1989 . . . aL 2-7
2-19-1989 . . . aW (12) 7-6
3-15-1990 . . . hW. 12-2
3-17-1990 . . . hW (7) 7-6
3-17-1990 . . . hW (7) 10-3
2-15-1991 . . . aL 5-6
2-16-1991 . . . aL 2-12
2-17-1991 . . . aW. 13-3
2-22-1992 . . . 29W. 5-4
3-6-1992 . . . . hW. 7-5
3-7-1992 . . . . hW. 12-8
3-8-1992 . . . . hW. 4-0
5-23-1996 . . . 28L* 3-13
5-25-1996 . . . 28W* 12-7

New York Tech
(3-0)
H: 3-0, A: 0-0, N: 0-0
3-2-1991 . . . . hW (7) 7-6
3-2-1991 . . . . hW (7) 17-3
3-3-1991 . . . . hW. 11-2

Newberry
(2-0)
H: 2-0, A: 0-0, N: 0-0
4-14-1905 . . . hW. 4-3
4-15-1905 . . . hW. 6-2

Newnan
(1-0)
H: 1-0, A: 0-0, N: 0-0
5-22-1901 . . . hW. 3-2

North Carolina
(80-69)
H: 41-33, A: 29-29, N: 10-7
5-10-1901 . . . hL 6-9
5-5-1923 . . . . hW. 9-3
6-9-1923 . . . . hL# 1-4
4-26-1926 . . . aW. 10-5
4-27-1926 . . . aW. 11-3
5-4-1927 . . . . hW. 9-8
5-5-1927 . . . . hW (8) 12-4
6-10-1948 . . . 36L* 0-15
4-12-1963 . . . hL 3-6
4-16-1965 . . . hW. 3-0
4-17-1965 . . . hW. 6-5
4-11-1966 . . . hL 0-3
4-19-1968 . . . hW. 4-3
4-20-1968 . . . hL 3-10
4-8-1969 . . . . hL 6-10
3-28-1971 . . . hW. 3-2
3-19-1972 . . . hL 2-7
3-29-1980 . . . aL 4-5
4-8-1980 . . . . hL 6-20
3-27-1981 . . . aL 5-10
4-10-1981 . . . hL 3-5
3-26-1982 . . . aL 7-8
4-4-1982 . . . . hL 11-13
4-1-1983 . . . . aL 2-4
4-10-1983 . . . hW. 5-4
3-31-1984 . . . hL 4-9
4-7-1984 . . . . aL (10) 2-6
4-21-1984 . . . 15L+ 4-9
4-6-1985 . . . . hL 3-5
4-14-1985 . . . aL 3-4
4-12-1986 . . . aL 6-8
4-20-1986 . . . hW. 12-3
5-17-1986 . . . 15W+ 9-7
4-4-1987 . . . . hW (7) 3-1
4-4-1987 . . . . hW (7) 16-4
4-24-1987 . . . aW. 7-5
4-3-1988 . . . . hW. 6-2
5-6-1988 . . . . aW. 7-4
5-7-1988 . . . . aW. 10-6
5-13-1988 . . . 21L+ 3-5
5-15-1988 . . . 21W+ 6-2
3-24-1989 . . . aL 1-6
4-21-1989 . . . hL 9-12
4-22-1989 . . . hW. 2-1
4-20-1990 . . . hW. 10-6
4-21-1990 . . . hW. 11-5
4-22-1990 . . . hL (11) . . . 11-12
5-13-1990 . . . 21L+ 4-9
4-20-1991 . . . aL (7) 4-6
4-20-1991 . . . aW (7) 2-0
4-21-1991 . . . aL 0-4
4-17-1992 . . . hW. 8-1
4-18-1992 . . . hW. 15-4
4-19-1992 . . . hW. 6-3
5-9-1992 . . . . 21W+ 5-4
4-16-1993 . . . aW. 4-3
4-17-1993 . . . aL 1-7
4-18-1993 . . . aW. 6-2
4-1-1994 . . . . hW. 7-4
4-2-1994 . . . . hW (10) 7-6
4-3-1994 . . . . hL 8-11
5-18-1994 . . . 21W+ 7-4
3-24-1995 . . . aL 9-11
3-25-1995 . . . aL 5-7
3-26-1995 . . . aW. 7-5
5-19-1995 . . . 21L+ 9-12
4-19-1996 . . . hL 6-12
4-20-1996 . . . hL 7-8
4-21-1996 . . . hL 11-12
5-16-1996 . . . 34W+ 13-9
3-8-1997 . . . . aW. 11-8
3-9-1997 . . . . aW. 10-7
3-10-1997 . . . aW. 9-8
5-14-1997 . . . 37W+ 7-6
3-13-1998 . . . hL 10-11
3-14-1998 . . . hW. 11-4
3-15-1998 . . . hL 1-9
5-15-1999 . . . aL (7) 0-5
5-15-1999 . . . aW (7) 3-2
5-16-1999 . . . aW. 3-2
5-19-1999 . . . 34W+ 15-4
3-17-2000 . . . hW. 5-4
3-18-2000 . . . hW. 16-3
3-19-2000 . . . hW. 8-7
5-11-2001 . . . aL 5-10
5-12-2001 . . . aW. 19-5
5-13-2001 . . . aL 10-11
5-17-2002 . . . hW. 7-4
5-18-2002 . . . hW. 12-9
5-19-2002 . . . hL 1-6
5-24-2002 . . . 37W+ 10-8
4-4-2003 . . . . aW. 10-6
4-5-2003 . . . . aL 3-7
4-6-2003 . . . . aW. 12-5
5-25-2003 . . . 44W+ 10-6
4-9-2004 . . . . hL 7-9
4-10-2004 . . . hW. 8-4
4-11-2004 . . . hW. 13-8
5-19-2005 . . . aL 4-5
5-20-2005 . . . aL 6-7
5-21-2005 . . . aW. 8-1
3-24-2006 . . . hL 0-2
3-25-2006 . . . hW. 11-1
3-26-2006 . . . hW. 3-2
5-11-2007 . . . aL 3-10
5-12-2007 . . . aW. 9-5
5-13-2007 . . . aL 11-14
5-23-2007 . . . 48W+ 8-4
4-4-2008 . . . . 49aL 1-8
4-6-2008 . . . . 49aL 4-10
4-6-2008 . . . . 49aW. 4-1
4-3-2009 . . . . hL 2-4
4-4-2009 . . . . hW (11) . . . 10-6

RECORDS

SERIES HISTORY

4-5-2009 . . . . hL 10-13
3-26-2010 . . . . aW. 2-1
3-27-2010 . . . . aW. 13-5
3-28-2010 . . . . aW. 11-8
5-13-2011 . . . . hL 2-3
5-14-2011 . . . . hW. 9-8
5-15-2011 . . . . hW. 3-0
4-20-2012 . . . . aW. 11-4
4-21-2012 . . . . aL 6-12
4-21-2012 . . . . aW. 4-2
5-10-2013 . . . . hW. 5-4
5-11-2013 . . . . hL 1-3
5-12-2013 . . . . hW (11) 9-8
3-21-2014 . . . . aL (11) 2-3
3-22-2014 . . . . aW (13) 6-5
3-22-2014 . . . . aW. 9-1
3-20-2015 . . . . hL 3-5
3-21-2015 . . . . hW. 6-5
3-21-2015 . . . . hL 1-5
5-24-2016 . . . . aW. 3-2
5-25-2016 . . . . aL 0-8
5-26-2016 . . . . aW. 6-0
5-17-2017 . . . . hL 5-6
5-18-2017 . . . . hW (12) 4-2
5-19-2017 . . . . hL 4-7
4-20-2018 . . . . aL 3-9
4-21-2018 . . . . aL (10) 8-9
4-22-2018 . . . . aL 3-10
5-25-2018 . . . . 56L+ 0-9
4-5-2019 . . . . hL 4-11
4-6-2019 . . . . hW. 11-10
4-7-2019 . . . . hW. 10-5
5-26-2019 . . . . 34L+ 2-10
5-20-2021 . . . . hL 2-3
5-21-2021 . . . . hW. 10-9
5-22-2021 . . . . hW. 10-6

NC State
(78-59)
H: 37-16, A: 27-30, N: 14-13
4-22-1921 . . . . aW. 7-2
4-23-1921 . . . . aW. 6-0
5-6-1921 . . . . hW. 10-0
5-7-1921 . . . . hL 1-4
4-25-1924 . . . . aL 4-5
4-26-1924 . . . . aL 4-5
4-28-1926 . . . . aW. 10-2
4-29-1926 . . . . aW. 7-5
5-6-1927 . . . . hW. 8-7
5-7-1927 . . . . 4W. 8-4
4-5-1980 . . . . hW. 7-5
4-5-1980 . . . . hW (8) 8-7
3-26-1981 . . . . aL 2-10
4-12-1981 . . . . hL 5-12
4-24-1981 . . . . 14L+ 6-9
3-25-1982 . . . . aL 7-13
4-3-1982 . . . . hW. 7-6
4-21-1982 . . . . 14W+ 5-1
4-9-1983 . . . . hW (7) 14-8
4-9-1983 . . . . hL (7) 5-8
4-20-1983 . . . . 14L+ 7-10
4-1-1984 . . . . hW. 18-11
4-8-1984 . . . . aL 2-5
4-21-1984 . . . . 15W+ 5-3
4-7-1985 . . . . hW. 4-3
4-13-1985 . . . . aL 5-8
4-17-1985 . . . . hW+ 23-11
4-13-1986 . . . . aL (10) 2-3
4-19-1986 . . . . hW. 7-6
5-16-1986 . . . . 15W+ 7-3
5-17-1986 . . . . 15W+ 9-6
4-5-1987 . . . . hW. 10-8
4-26-1987 . . . . aL (7) 3-10
4-26-1987 . . . . aW (7) 6-1
5-14-1987 . . . . 21L+ 4-5
5-17-1987 . . . . 21W+ 6-0
4-1-1988 . . . . hL 2-12
4-2-1988 . . . . hW. 11-5
5-8-1988 . . . . aL 7-11
5-12-1988 . . . . 21W+ 8-5
3-25-1989 . . . . aW. 10-4
3-26-1989 . . . . aL 3-4
5-5-1989 . . . . hL 8-10
4-6-1990 . . . . aL 7-10
4-7-1990 . . . . aL 7-9
4-8-1990 . . . . aL 10-11
5-14-1990 . . . . 21L+ 6-10
4-5-1991 . . . . hW. 12-5
4-6-1991 . . . . hW. 15-13
4-7-1991 . . . . hL 8-11
5-14-1991 . . . . 21W+ 4-3
3-28-1992 . . . . aL 6-10
3-29-1992 . . . . aL 3-9
3-30-1992 . . . . aL 1-4
5-10-1992 . . . . 21L+ 4-7
5-7-1993 . . . . hW. 19-5
5-8-1993 . . . . hW. 10-6
5-9-1993 . . . . hL 11-13
4-15-1994 . . . . aL (10) 7-8
4-16-1994 . . . . aW. 11-7
4-17-1994 . . . . aW. 7-4
5-21-1994 . . . . 21L+ 3-11
5-12-1995 . . . . hW. 6-4
5-13-1995 . . . . hW. 14-7
5-14-1995 . . . . hW. 8-6
5-17-1995 . . . . 21L+ (12) . . 5-9
4-5-1996 . . . . aL 6-10
4-7-1996 . . . . aW (7) 3-2
4-7-1996 . . . . aW (7) 9-0
5-17-1996 . . . . 34W+ 6-1
5-9-1997 . . . . hW. 14-13
5-10-1997 . . . . hW. 19-5
5-11-1997 . . . . hW. 7-6
4-3-1998 . . . . aL 4-6
4-4-1998 . . . . aW. 17-13
4-5-1998 . . . . aL 5-8
3-12-1999 . . . . hW. 9-4
3-13-1999 . . . . hW. 7-6
3-14-1999 . . . . hL 7-12
5-21-1999 . . . . 34L+ 6-9
3-31-2000 . . . . aW. 13-1
4-1-2000 . . . . aW. 11-6
4-2-2000 . . . . aW. 4-3
3-9-2001 . . . . hL 7-9
3-10-2001 . . . . hW. 5-1
3-11-2001 . . . . hL 8-16
5-19-2001 . . . . 40L+ 4-6
3-29-2002 . . . . aW. 6-4
3-30-2002 . . . . aW. 20-12
3-30-2002 . . . . aW. 3-0
5-15-2003 . . . . hW. 8-3
5-16-2003 . . . . hW. 9-6
5-17-2003 . . . . hL 2-7
5-23-2003 . . . . 44L+ 0-6
5-25-2003 . . . . 44W+ (10) . . 6-5
5-2-2004 . . . . aW. 6-1
5-2-2004 . . . . aW. 7-3
3-18-2005 . . . . hW. 9-5
3-19-2005 . . . . hW. 5-0
3-20-2005 . . . . hW. 11-10
3-17-2006 . . . . aL 1-8
3-18-2006 . . . . aL 11-12
3-19-2006 . . . . aW. 17-11
4-20-2007 . . . . hW. 2-1
4-21-2007 . . . . hW. 4-3
4-22-2007 . . . . hW. 7-3
5-26-2007 . . . . 48L+ 7-8
5-21-2008 . . . . 48W+ 10-9
4-30-2010 . . . . aL 5-6
5-01-2010 . . . . aL 2-4
5-02-2010 . . . . aW. 5-3
5-29-2010 . . . . 50W+ (7) . . 17-5
3-18-2011 . . . . hW. 9-2
3-19-2011 . . . . hW. 12-0
3-20-2011 . . . . hW. 11-4
5-26-2011 . . . . 34W+(15) . . 6-5
3-9-2012 . . . . aW. 14-6
3-10-2012 . . . . aL 5-8
3-11-2012 . . . . aL 3-8
4-19-2013 . . . . hL 4-13
4-20-2013 . . . . hL 2-6
4-21-2013 . . . . hL 7-8
4-25-2014 . . . . aW. 1-0
4-26-2014 . . . . aL 0-1
4-27-2014 . . . . aL 1-7
4-15-2016 . . . . hL 3-8
4-16-2016 . . . . hL 6-15
4-17-2016 . . . . hW. 16-7
5-27-2016 . . . . 15L+ (12) . . 5-7
3-23-2018 . . . . aW. 13-4
3-23-2018 . . . . aL 2-5
3-25-2018 . . . . aL 6-9
5-25-2019 . . . . 34W+ 9-2
2-26-2021 . . . . aW. 9-2
2-27-2021 . . . . aW. 8-3
2-28-2021 . . . . aW. 8-4
5-29-2021 . . . . 59L+ 1-8

North Florida
(1-0)
H: 1-0, A: 0-0, N: 0-0
5-6-2014 . . . . hW. 9-6

North Georgia
(2-0)
H: 2-0, A: 0-0, N: 0-0
8-13-1946 . . . . hW. 8-2
8-21-1946 . . . . hW. 14-4

Northeastern
(1-0)
H: 1-0, A: 0-0, N: 0-0
3-7-2006 . . . . hW. 2-1

Northwestern
(4-4)
H: 4-4, A: 0-0, N: 0-0
3-23-1970 . . . . hL 0-5
3-24-1970 . . . . hW. 1-0
3-23-1985 . . . . hL (7) 0-1
3-23-1985 . . . . hW (7) 6-0
3-24-1985 . . . . hL 4-5
3-1-2019 . . . . hW. 12-1
3-2-2019 . . . . hW. 9-2
3-2-2019 . . . . hL 5-1

Northwood Institute
(4-2)
H: 4-2, A: 0-0, N: 0-0
4-2-1976 . . . . hW. 12-3
4-1-1977 . . . . hW. 7-1
3-25-1978 . . . . hL 4-8
3-23-1979 . . . . hL 3-9
3-23-1980 . . . . hW. 12-3
4-5-1981 . . . . hW. 12-10

Notre Dame
(11-11)
H: 10-6, A: 1-5, N: 0-0
4-13-1924 . . . . hL 3-4
4-11-1925 . . . . hW. 6-1
4-2-1926 . . . . hW. 7-0
4-3-1926 . . . . hW. 12-4
4-23-1930 . . . . hL 1-3
4-24-1930 . . . . hL 3-5
4-15-1966 . . . . hL 6-8
4-16-1966 . . . . hW. 9-2
2-17-1996 . . . . hW. 12-4
2-18-1996 . . . . hW. 9-4
3-6-2015 . . . . hL (10) 2-3
3-7-2015 . . . . hW. 11-7
3-8-2015 . . . . hW. 4-1
4-7-2017 . . . . aL 3-4
4-8-2017 . . . . aL 3-4
4-9-2017 . . . . aL 6-9
3-29-2019 . . . . hL 6-9
3-30-2019 . . . . hW. 11-2
3-31-2019 . . . . hW. 8-7
5-22-2019 . . . . 34W+ 12-6
4-9-2021 . . . . aL 9-10
4-10-2021 . . . . aL 0-7
4-11-2021 . . . . aW. 4-2

Oakland
(6-0)
H: 6-0, A: 0-0, N: 0-0
2-19-2000 . . . . hW. 9-1
2-20-2000 . . . . hW. 9-5
2-21-2000 . . . . hW. 22-3
2-27-2001 . . . . hW (7) 16-0
2-27-2001 . . . . hW (7) 19-4
2-28-2001 . . . . hW (7) 18-0

Oglethorpe
(22-20-1)
H: 20-12, A: 0-1, N: 2-7-1
3-28-1917 . . . . hW. 6-3
3-22-1918 . . . . hW. 3-1
4-24-1918 . . . . hW. 5-1
4-10-1920 . . . . hL 1-5
4-8-1921 . . . . hL 3-6
4-9-1921 . . . . hW. 9-3
5-18-1921 . . . . hW. 5-0
5-18-1922 . . . . hW. 10-3
5-19-1922 . . . . hL 3-6
5-20-1922 . . . . hW. 13-6
5-18-1923 . . . . hW. 4-2
5-19-1923 . . . . hW. 3-0
5-16-1924 . . . . hL 0-1
5-17-1924 . . . . hL 1-5
4-22-1925 . . . . hW. 8-7
4-23-1925 . . . . hL 1-4
4-21-1926 . . . . hW. 8-4
4-22-1926 . . . . hW. 7-3
4-15-1927 . . . . hW. 4-3
4-16-1927 . . . . hW. 6-1
3-29-1928 . . . . hW. 12-11
3-30-1928 . . . . hW. 5-4
3-29-1929 . . . . 4T 5-5
3-30-1929 . . . . 4L 4-5
4-7-1930 . . . . hL (8) 4-5
4-8-1930 . . . . hL 3-5
4-9-1930 . . . . hL 3-14
4-17-1931 . . . . hW (8) 8-7
4-18-1931 . . . . hL 4-6
5-8-1931 . . . . aL 5-8
4-8-1932 . . . . hL 0-8
4-9-1932 . . . . hW. 5-3
4-22-1932 . . . . 2L 2-7
4-23-1932 . . . . 2L 1-17
4-21-1933 . . . . hW. 6-4
4-22-1933 . . . . hL 0-8
5-1-1933 . . . . 2L (15) 3-4
5-1-1933 . . . . 2L 4-5
4-23-1934 . . . . hW. 3-2
5-7-1934 . . . . 2W. 7-4
5-8-1934 . . . . 2L 2-4
4-18-1935 . . . . 2L 2-5
4-19-1935 . . . . 2W. 6-1

Ohio
(3-1)
H: 3-1, A: 0-0, N: 0-0
3-22-1972 . . . . hL 1-13
3-25-1994 . . . . hW. 6-4
3-26-1994 . . . . hW. 12-5
3-3-2015 . . . . hW (12) 7-6

Ohio Northern
(2-0)
H: 2-0, A: 0-0, N: 0-0
3-8-1982 . . . . hW. 8-4
3-5-1983 . . . . hW. 8-5

Ohio State
(18-7-1)
H: 15-3, A: 1-1, N: 2-3-1
3-21-1924 . . . . hL 2-4
3-22-1924 . . . . hW. 6-3
3-26-1926 . . . . hW (7) 10-1
3-27-1926 . . . . hW. 11-4
3-25-1927 . . . . hW. 14-1
3-26-1927 . . . . hW. 9-3
3-25-1954 . . . . 7L 10-11
3-23-1955 . . . . 7W. 9-3
3-21-1956 . . . . 7L 5-6
3-20-1957 . . . . 7T 5-5
3-19-1963 . . . . 7W. 9-8
3-20-1963 . . . . 7L 0-5
3-21-1984 . . . . hW (7) 18-4
3-21-1984 . . . . hW. 14-5
3-21-1988 . . . . hW. 16-5
3-22-1988 . . . . hW. 7-5
3-23-1988 . . . . hW. 10-4
5-28-1993 . . . . hL* 4-7
2-24-2012 . . . . hW. 12-4
2-25-2012 . . . . hL 3-7
2-26-2012 . . . . hW. 13-4
5-7-2013 . . . . aW. 9-2
5-8-2013 . . . . aL 2-3
2-21-2020 . . . . hW. 12-4
2-22-2020 . . . . hW. 5-2
2-23-2020 . . . . hW. 12-2

Oklahoma
(1-6)
H: 1-0, A: 0-0, N: 0-6
2-25-1988 . . . . 23L 4-6
2-27-1988 . . . . 23L 2-3
2-25-1994 . . . . 31L 6-8
6-11-1994 . . . . 33L$ 5-13
1-30-1999 . . . . 39L 0-12
2-29-2004 . . . . 31L 2-6
3-14-2017 . . . . hW. 2-0

Oklahoma State
(2-3)
H: 0-0, A: 0-0, N: 2-3
4-1-1989 . . . . 26L 4-5
3-25-1990 . . . . 18W (8) 8-2
3-30-1990 . . . . 18L (6) 4-7
5-21-1998 . . . . 32L* 4-13
5-24-1998 . . . . 32W* 6-5

Old Dominion
(5-3)
H: 5-3, A: 0-0, N: 0-0
4-19-1973 . . . . hW. 8-2
4-10-1974 . . . . hW. 6-1
3-26-1975 . . . . hL 4-5
3-11-1976 . . . . hL 3-5
3-9-1977 . . . . hW. 10-0
3-8-1984 . . . . hW. 14-8
3-10-1986 . . . . hL 10-11
2-14-2014 . . . . hW. 6-5

Olivet
(9-1)
H: 9-1, A: 0-0, N: 0-0
4-2-1969 . . . . hW. 17-1
4-4-1970 . . . . hW. 5-2
4-10-1971 . . . . hW. 12-6
3-9-1974 . . . . hW. 10-2
3-9-1974 . . . . hW. 1-0
3-22-1975 . . . . hW. 11-1
3-22-1975 . . . . hW. 10-1
3-8-1976 . . . . hL 4-10
3-8-1976 . . . . hW. 7-0
3-27-1978 . . . . hW. 13-0

Parsons
(1-0)
H: 1-0, A: 0-0, N: 0-0
4-8-1967 . . . . hW. 8-2

Penn
(0-2)
H: 0-1, A: 0-1, N: 0-0
3-31-1923 . . . . hL (11) 2-3
5-1-1924 . . . . aL 4-8

Penn State
(4-2)
H: 4-0, A: 0-2, N: 0-0
3-28-1923 . . . . hW. 7-3
3-29-1923 . . . . hW. 14-2
4-19-1924 . . . . hW (11) 2-1
4-20-1924 . . . . hW. 5-0
5-2-1924 . . . . aL 1-4
5-3-1924 . . . . aL 0-6

Pensacola NAS
(2-2)
H: 2-0, A: 0-2, N: 0-0
5-5-1939 . . . . hW. 8-4
5-6-1939 . . . . hW. 7-6
5-8-1942 . . . . aL 2-5
5-9-1942 . . . . aL (10) 6-7

Pepperdine
(2-0)
H: 0-0, A: 0-0, N: 2-0
2-6-1993 . . . . 30W. 5-4
2-7-1993 . . . . 30W. 3-2

Philadelphia Athletics
(0-4)
H: 0-2, A: 0-0, N: 0-2
3-5-1910 . . . . 2L# 2-5
3-9-1910 . . . . hL# 3-5
3-12-1910 . . . . 2L# 0-12
4-7-1920 . . . . hL# 1-5

Piedmont
(2-0)
H: 2-0, A: 0-0, N: 0-0
3-9-1987 . . . . hW. 19-4
3-10-1987 . . . . hW. 18-2

Pittsburgh
(10-11)
H: 8-4, A: 2-6, N: 0-1
3-28-2014 . . . . aL (13) 3-4
3-29-2014 . . . . aL 0-5
3-30-2014 . . . . aL 2-4
5-8-2015 . . . . hW. 9-1
5-9-2015 . . . . hL 6-8
5-10-2015 . . . . hW. 10-3
4-8-2016 . . . . aW. 6-3
4-10-2016 . . . . aL 6-13
5-6-2017 . . . . hW. 8-7
5-7-2017 . . . . hW. 4-3
5-8-2017 . . . . hW. 5-2
4-13-2018 . . . . aW. 7-3
4-14-2018 . . . . aL (14) 3-4
4-15-2018 . . . . aL 5-6
5-22-2018 . . . . 56L+ 1-2
5-16-2019 . . . . hW. 12-7
5-17-2019 . . . . hW. 2-0
5-18-2019 . . . . hL 3-9
3-12-2021 . . . . hL 9-11
3-13-2021 . . . . hW. 5-3
3-14-2021 . . . . hL 12-18

Presbyterian
(8-2)
H: 8-2, A: 0-0, N: 0-0
5-9-1939 . . . . hW. 10-4
3-29-1940 . . . . hL 3-4
4-3-1942 . . . . hW. 9-6
4-4-1942 . . . . hL 4-14
5-1-2009 . . . . hW. 16-2
5-2-2009 . . . . hW (10) 9-8
5-3-2009 . . . . hW. 23-3
5-2-2015 . . . . hW. 5-1
5-2-2015 . . . . hW. 11-9
5-3-2015 . . . . hW. 10-2

Purdue
(4-0)
H: 4-0, A: 0-0, N: 0-0
4-7-1977 . . . . hW. 11-7
3-16-2004 . . . . hW. 14-4
3-17-2004 . . . . hW. 18-16
2-19-2016 . . . . hW. 5-2

Radford
(0-1)
H: 0-1, A: 0-0, N: 0-0
2-15-2014 . . . . hL 1-3
5-4-2018 . . . . hW. 6-5
5-5-2018 . . . . hW (10) . . . 11-8
5-6-2018 . . . . hW. 4-0

Reading
(0-3)
H: 0-3, A: 0-0, N: 0-0
3-23-1931 . . . . hL# 1-9
3-24-1931 . . . . hL# 6-7
3-25-1931 . . . . hL# 4-6

Rice
(0-1)
H: 0-0, A: 0-1, N: 0-0
2-10-2001 . . . . aL 4-5

Rider
(1-1)
H: 0-1, A: 0-0, N: 1-0
5-21-1987 . . . . hL* 5-8
2-21-2003 . . . . 46W. 8-1

Richmond
(0-1)
H: 0-1, A: 0-0, N: 0-0
2-16-2019 . . . . hL 1-7

Riverside Academy
(1-0)
H: 1-0, A: 0-0, N: 0-0
3-20-1909 . . . . hW# 4-2

Rollins
(6-10)
H: 1-1, A: 5-9, N: 0-0
3-21-1949 . . . . aW. 13-9
3-22-1949 . . . . aL 8-10
3-25-1953 . . . . aL 2-9
3-26-1953 . . . . aL 4-10
3-24-1954 . . . . aL 5-6
3-25-1954 . . . . aL 5-6
3-23-1955 . . . . aL 4-6
3-22-1956 . . . . aW. 7-6
5-9-1956 . . . . hW. 7-4
5-10-1956 . . . . hL 0-7
3-21-1957 . . . . aL 3-5
3-21-1963 . . . . aW. 5-0
3-24-1965 . . . . aW. 6-4
3-25-1965 . . . . aW. 10-5
3-23-1966 . . . . aL 1-14
3-24-1966 . . . . aL 0-2

Rome
(0-1)
H: 0-1, A: 0-0, N: 0-0
5-26-1900 . . . . hL (10) 4-5

Rutgers
(47-11)
H: 47-11, A: 0-0, N: 0-0
3-4-1988 . . . . hL 7-10
3-5-1988 . . . . hW. 12-4
3-6-1988 . . . . hL 7-9
3-3-1989 . . . . hL 3-9
3-4-1989 . . . . hW (6) 14-4
3-5-1989 . . . . hW. 4-3
3-3-1990 . . . . hW (7) 3-1
3-3-1990 . . . . hW (7) 2-1
3-4-1990 . . . . hW. 12-2
3-8-1991 . . . . hL 7-13
3-9-1991 . . . . hW. 13-1
3-10-1991 . . . . hW. 11-5
2-28-1992 . . . . hW. 11-1
2-29-1992 . . . . hW. 15-3
3-1-1992 . . . . hW. 8-1
3-5-1994 . . . . hL (8) 1-2
3-5-1994 . . . . hW (7) 17-7
3-6-1994 . . . . hW. 13-2
3-1-1996 . . . . hW. 9-1
3-2-1996 . . . . hW. 6-3
3-3-1996 . . . . hL 4-5
3-5-1999 . . . . hW. 12-3
3-6-1999 . . . . hW. 19-5
3-7-1999 . . . . hW. 6-2
3-2-2001 . . . . hW (10) 2-1
3-3-2001 . . . . hL 9-10
3-4-2001 . . . . hW. 13-1
3-7-2003 . . . . hW. 11-6
3-8-2003 . . . . hW (10) 6-5
3-9-2003 . . . . hW. 7-5
3-5-2004 . . . . hW. 6-5
3-6-2004 . . . . hL 5-7
3-7-2004 . . . . hW. 13-6
2-25-2005 . . . . hW. 11-6
2-26-2005 . . . . hL (13) 9-10
3-3-2006 . . . . hW. 25-8
3-4-2006 . . . . hW. 12-2
3-5-2006 . . . . hW. 11-4
3-2-2007 . . . . hW. 18-12
3-3-2007 . . . . hW. 10-8
3-4-2007 . . . . hL 5-9
2-29-2008 . . . . hL 6-10
3-1-2008 . . . . hW. 4-3
3-2-2008 . . . . hW. 6-0
2-28-2009 . . . . hW. 6-4
2-28-2009 . . . . hW. 13-4
3-5-2010 . . . . hW. 5-0
3-6-2010 . . . . hW. 19-5
3-7-2010 . . . . hW. 9-4
3-4-2011 . . . . hW. 10-0
3-4-2011 . . . . hW. 9-5
3-6-2011 . . . . hW. 14-3
3-2-2012 . . . . hW. 16-2
3-3-2012 . . . . hW. 9-4
3-4-2012 . . . . hW. 6-3
3-1-2013 . . . . hW. 13-1
3-2-2013 . . . . hW. 11-2
3-3-2013 . . . . hW. 12-0

Sacramento State
(2-0)
H: 0-0, A: 0-0, N: 2-0
3-23-1986 . . . . 18W (12) . . . 4-3
3-26-1986 . . . . 18W. 8-1

SERIES HISTORY

St. Francis
(1-0)
H: 1-0, A: 0-0, N: 0-0
3-7-1979 . . . . hW. 12-3

St. John's
(6-4)
H: 5-3, A: 0-0, N: 1-1
5-23-1991 . . . . 17L*. 4-5
5-25-1991 . . . . 17W* 5-4
2-25-2011 . . . . hW. 13-0
2-26-2011 . . . . hW. 5-0
2-27-2011 . . . . hL 3-13
2-23-2013 . . . . hW. 3-2
2-23-2013 . . . . hL 7-9
2-24-2013 . . . . hW. 10-1
2-13-2015 . . . . hW. 17-3
2-16-2020 . . . . hL 1-11

Saint Louis
(2-0)
H: 0-0, A: 0-0, N: 2-0
5-13-1977 . . . . 13W+ 3-2
5-12-1978 . . . . 10W+ 8-5

St. Peter's
(1-0)
H: 1-0, A: 0-0, N: 0-0
2-14-2020 . . . . hW. 6-0

Samford
(5-0)
H: 5-0, A: 0-0, N: 0-0
2-13-1987 . . . . hW. 12-1
2-14-1987 . . . . hW. 19-0
3-1-1988 . . . . hW. 16-1
3-2-1988 . . . . hW. 13-2
4-29-1992 . . . . hW. 8-3

San Diego
(1-0)
H: 0-0, A: 0-0, N: 1-0
2-26-1994 . . . . 31W (11) . . . 5-4

Santa Clara
(2-0)
H: 0-0, A: 0-0, N: 2-0
3-25-1986 . . . . 18W. 19-11
3-27-1986 . . . . 18W. 6-1

Savannah State
(5-0)
H: 5-0, A: 0-0, N: 0-0
2-18-2004 . . . . hW. 13-4
5-10-2011 . . . . hW. 11-3
4-16-2013 . . . . hW. 14-1
4-9-2014 . . . . hW. 12-1
5-10-2016 . . . . hW. 21-3

Sewanee
(22-4)
H: 15-4, A: 7-0, N: 0-0
6-9-1900 . . . . hL 0-1
5-29-1903 . . . . hW. 9-0
5-30-1903 . . . . hW. 13-0
5-23-1904 . . . . aW. 3-0
5-24-1904 . . . . aW. 6-2
5-25-1904 . . . . aW. 12-0
6-1-1905 . . . . hW. 8-0
6-2-1905 . . . . hL 4-9
6-3-1905 . . . . hW. 4-2
4-19-1907 . . . . hL 3-6
4-20-1907 . . . . hW. 5-3
4-21-1907 . . . . hW (8) 7-4
4-24-1908 . . . . hW. 7-0
4-25-1908 . . . . hW (11) 2-1
4-25-1908 . . . . hL (7) 2-3
5-14-1909 . . . . hW. 7-1
5-15-1909 . . . . hW (7) 7-0
5-15-1909 . . . . hW (7) 4-0
4-24-1912 . . . . aW. 4-3
4-25-1912 . . . . aW. 7-1
5-2-1913 . . . . hW. 13-0
5-3-1913 . . . . hW. 5-1
4-26-1916 . . . . aW. 3-1
4-27-1916 . . . . aW. 3-2
4-20-1917 . . . . hW. 5-0
4-21-1917 . . . . hW. 4-1

Shorter
(2-4)
H: 2-4, A: 0-0, N: 0-0
5-9-1975 . . . . hL 3-10
3-21-1978 . . . . hL 3-12
3-4-1980 . . . . hL 3-17
4-30-1981 . . . . hL 1-15
4-13-1984 . . . . hW. 15-13
4-27-1986 . . . . hW. 10-1

Siena
(2-0)
H: 2-0, A: 0-0, N: 0-0
3-19-1994 . . . . hW. 26-1
3-20-1994 . . . . hW. 11-1

Sienna Heights
(1-0)
H: 1-0, A: 0-0, N: 0-0
3-29-1982 . . . . hW. 16-4

Slippery Rock
(1-0)
H: 1-0, A: 0-0, N: 0-0
3-5-1977 . . . . hW. 7-1

South Alabama
(5-2)
H: 5-2, A: 0-0, N: 0-0
5-5-1984 . . . . hL 4-12
5-6-1984 . . . . hL 6-16
5-3-1985 . . . . hW. 9-6
5-4-1985 . . . . hW. 9-1
5-3-1986 . . . . hW. 4-3
5-4-1986 . . . . hW. 7-4
5-7-1987 . . . . hW. 11-5

South Carolina
(16-34-1)
H: 11-17, A: 3-14-1, N: 2-3
5-11-1928 . . . . hW. 4-0
5-12-1928 . . . . hW. 3-2
5-2-1929 . . . . hL 3-17
4-11-1930 . . . . aW. 2-1
4-12-1930 . . . . aL 4-5
4-2-1931 . . . . hL 1-11
4-3-1931 . . . . hL 3-4
4-22-1938 . . . . hW. 7-2
4-23-1938 . . . . hL 2-3
4-21-1939 . . . . aL 7-9
4-22-1939 . . . . aW. 12-4
5-12-1972 . . . . hW. 5-4
5-11-1973 . . . . aT (5) 2-2
5-12-1973 . . . . aL 3-11
5-13-1973 . . . . aL 0-2
4-13-1974 . . . . aL 2-4
4-13-1974 . . . . aL 1-4
5-11-1974 . . . . hL 3-6
5-11-1974 . . . . hL 1-12
5-20-1975 . . . . hL 0-6
5-20-1975 . . . . hL 1-20
4-27-1976 . . . . aL 3-6
4-27-1976 . . . . aL 0-8
5-6-1977 . . . . hL (12) 2-8
5-7-1977 . . . . hL 8-9
4-27-1978 . . . . aL (7) 3-6
4-27-1978 . . . . aL (7) 3-9
3-28-1979 . . . . hL 4-21
3-1-1982 . . . . hL 8-9
3-12-1983 . . . . hW. 11-3
3-26-1984 . . . . aW. 10-3
3-2-1985 . . . . hW. 5-2
3-1-1986 . . . . hL 4-14
3-2-1986 . . . . hL (10) . . . 14-15
5-27-1988 . . . . 19W* 7-6
5-29-1988 . . . . 19L* 0-5
3-27-1989 . . . . aL 3-5
5-8-1989 . . . . hW. 8-7
4-17-1990 . . . . aL 0-1
4-18-1990 . . . . aL 5-10
5-10-1990 . . . . hL (7) 4-7
5-10-1990 . . . . hW (7) 11-1
4-2-1991 . . . . aL 3-4
4-23-1991 . . . . hL 4-7
5-29-1993 . . . . hW* 12-0
2-23-2002 . . . . 43L 3-8
6-14-2002 . . . . 33W$. 11-0
6-18-2002 . . . . 33L$ 5-9
6-4-2005 . . . . hW* 10-2
6-5-2005 . . . . hL* 3-8
6-6-2005 . . . . hW* 5-0

Southern Mississippi
(2-2)
H: 2-2, A: 0-0, N: 0-0
5-30-2009 . . . . hL* 7-10
5-31-2009 . . . . hW* 10-3
6-1-2009 . . . . hL* 8-12
6-4-2011 . . . . hW* 6-2

Southeast Missouri State
(5-0)
H: 4-0, A: 0-0, N: 1-0
4-10-1998 . . . . hW. 13-2
4-11-1998 . . . . hW. 14-4
4-11-1998 . . . . hW. 6-5
5-22-1998 . . . . 32W* 14-5
5-15-2018 . . . . hW. 8-5

Southern
(2-0)
H: 2-0, A: 0-0, N: 0-0
3-1-1984 . . . . hW. 13-3
3-2-1984 . . . . hW. 9-3

Southern California
(0-4)
H: 0-2, A: 0-0, N: 0-2
3-3-2000 . . . . 31L 2-9
6-2-2000 . . . . hL* 2-7
6-3-2000 . . . . hL* 3-6
2-27-2004 . . . . 31L 2-9

Stetson
(22-10-1)
H: 9-6, A: 13-4-1, N: 0-0
4-9-1917 . . . . hW. 4-0
4-10-1917 . . . . hW (10) 4-3
3-19-1951 . . . . aW. 18-7
3-23-1953 . . . . aL 3-6
3-24-1953 . . . . aW. 7-3
3-22-1954 . . . . aW. 14-6
3-23-1954 . . . . aT 4-4
3-21-1955 . . . . aW. 10-0
3-22-1955 . . . . aW. 7-4
3-19-1956 . . . . aW. 16-8
3-20-1956 . . . . aW. 1-0
3-18-1957 . . . . aW. 9-2
3-19-1957 . . . . aW. 9-3
3-17-1958 . . . . aL 3-5
3-18-1958 . . . . aW. 14-4
3-21-1960 . . . . aW. 12-3
3-22-1960 . . . . aW. 9-8
3-20-1961 . . . . aL 1-4
3-21-1961 . . . . aL 2-10
3-27-1965 . . . . aW. 11-1
5-5-1969 . . . . hL (10) 4-5
5-6-1969 . . . . hL 2-6
4-9-1973 . . . . hW. 10-3
4-10-1973 . . . . hW. 4-2
4-19-1974 . . . . hL 3-7
4-20-1974 . . . . hW. 18-5
4-1-1978 . . . . hL 4-5
3-4-1997 . . . . hW (10) 9-5
3-4-1998 . . . . hL 0-8
5-27-2000 . . . . hW* 24-1
5-28-2000 . . . . hW* 16-11
5-30-2003 . . . . hL* 4-5
6-3-2006 . . . . hW* 7-5

Stone Mountain Prep
(0-1)
H: 0-1, A: 0-0, N: 0-0
3-27-1909 . . . . hL# 0-3

TCU
(1-1)
H: 0-0, A: 0-0, N: 1-1
2-26-1988 . . . . 23W. 8-4
2-28-1988 . . . . 23L 4-6

Tennessee
(45-33)
H: 29-17, A: 15-16, N: 1-0
4-17-1902 . . . . aL 4-14
4-18-1902 . . . . aW. 14-12
4-19-1902 . . . . aL 4-13
5-15-1902 . . . . hW. 7-2
5-16-1902 . . . . hL 0-4
5-17-1902 . . . . hL 2-4
4-30-1903 . . . . aL (7) 1-12
5-1-1903 . . . . aW. 4-2
5-2-1903 . . . . aL 5-6
5-22-1903 . . . . hW. 9-8
5-23-1903 . . . . hL 5-14
5-4-1906 . . . . aW. 3-2
4-17-1908 . . . . aW. 10-8
4-18-1908 . . . . aL (7) 2-3
4-19-1908 . . . . aL (7) 2-6
4-3-1915 . . . . hL 4-5
5-20-1921 . . . . hW. 4-1
5-21-1921 . . . . hW. 4-3
4-21-1922 . . . . aL (5) 4-7
4-22-1922 . . . . aW. 8-4
5-5-1922 . . . . hW. 4-1
5-6-1922 . . . . hW. 9-5
5-2-1928 . . . . hW. 1-0
5-3-1928 . . . . hW. 5-4
4-8-1940 . . . . hL 5-9
4-9-1940 . . . . hW. 8-0
4-4-1941 . . . . hW. 9-4
4-5-1941 . . . . hW. 16-6
4-14-1948 . . . . hW. 9-1
4-15-1948 . . . . hW. 9-7
4-23-1948 . . . . aW. 14-8
4-24-1948 . . . . aL 4-8
4-13-1949 . . . . hW. 9-4
4-14-1949 . . . . hW. 19-16
4-20-1949 . . . . aW. 5-3
4-21-1949 . . . . aL 8-9
4-12-1950 . . . . hW. 6-3
4-13-1950 . . . . hL 5-17
4-26-1950 . . . . aL 3-4
4-27-1950 . . . . aL 8-17
4-4-1951 . . . . hL 11-15
4-5-1951 . . . . hL 11-12
4-13-1951 . . . . aL 1-2
4-11-1952 . . . . aL 6-7
4-12-1952 . . . . aL 4-5
4-16-1952 . . . . hL 1-12
4-17-1952 . . . . hW. 9-5
4-6-1953 . . . . hW. 5-2
4-7-1953 . . . . hL 0-3
4-29-1953 . . . . aW. 4-2
4-20-1956 . . . . hW. 9-4
4-21-1956 . . . . hL 1-3
4-21-1956 . . . . hW. 5-4
4-19-1957 . . . . aW. 14-0
4-20-1957 . . . . aW. 7-2
4-20-1957 . . . . aW. 12-7
3-28-1958 . . . . hW (11) 5-4
3-29-1958 . . . . hW. 7-2
3-29-1958 . . . . hW. 11-5
4-11-1960 . . . . hW. 17-6
4-12-1960 . . . . hW. 6-1
4-26-1961 . . . . aW. 12-7
4-27-1961 . . . . aW. 8-1
4-4-1962 . . . . hW. 9-4
4-5-1962 . . . . hW. 5-4
4-26-1963 . . . . aW. 4-2
4-27-1963 . . . . aW. 7-6
4-29-1964 . . . . hW. 4-3
4-30-1964 . . . . hL 3-4
4-3-1968 . . . . hL 9-20
4-4-1968 . . . . hL 4-5
5-17-1968 . . . . aL 1-6
3-24-1971 . . . . hW. 6-3
3-22-1982 . . . . hL 3-9
5-26-1995 . . . . aL* 4-6
6-10-2005 . . . . hL* 2-3
6-11-2005 . . . . hL* 3-13
2-24-2006 . . . . 43W. 8-5

Tennessee Tech
(9-1)
H: 8-1, A: 0-0, N: 1-0
5-5-1985 . . . . hW (7) 10-0
5-5-1985 . . . . hW (7) 8-0
5-3-1989 . . . . hL (11) 6-7
4-30-1990 . . . . hW. 18-3
3-16-1991 . . . . hW. 15-6
5-22-1997 . . . . 38W* 5-0
2-15-2002 . . . . hW. 12-3
2-16-2002 . . . . hW. 21-0
2-17-2002 . . . . hW. 17-3
3-3-2020 . . . . hW. 11-2

Tennessee Temple
(7-1)
H: 7-1, A: 0-0, N: 0-0
5-4-1977 . . . . hW. 11-7
4-21-1979 . . . . hW. 13-12
5-2-1980 . . . . hL 5-9
5-5-1981 . . . . hW. 19-10
5-8-1982 . . . . hW. 13-2
4-12-1983 . . . . hW. 12-3
4-12-1984 . . . . hW. 24-5
3-1-1985 . . . . hW. 20-0

Texas A&M
(1-1)
H: 0-0, A: 0-0, N: 1-1
5-22-1992 . . . . 27W* (10) . . . 3-2
5-23-1992 . . . . 27L* 5-7

Texas Tech
(2-1)
H: 2-0, A: 0-0, N: 0-1
2-10-1996 . . . . 30L 4-8
6-5-2004 . . . . hW* 9-3
6-6-2004 . . . . hW* 5-3

Troy
(0-2)
Formerly: Troy State
H: 0-2, A: 0-0, N: 0-0
4-3-1976 . . . . hL 5-10
4-15-1978 . . . . hL (11) 4-5

Tulane
(4-1)
H: 2-1, A: 0-0, N: 2-0
4-4-1969 . . . . hL 4-6
4-13-1973 . . . . hW. 7-1
4-14-1973 . . . . hW. 3-2
2-23-1992 . . . . 29W. 10-2
5-25-1996 . . . . 28W* 7-4

UAB
(1-1)
H: 1-0, A: 0-1, N: 0-0
4-7-1979 . . . . hW. 15-2
5-5-1979 . . . . aL 2-3

UCLA
(3-6)
H: 2-4, A: 1-2, N: 0-0
2-6-1998 . . . . hW. 16-7
2-7-1998 . . . . hL 9-10
2-8-1998 . . . . hL 11-13
2-5-1999 . . . . aW. 13-8
2-6-1999 . . . . aL 3-12
2-7-1999 . . . . aL 1-6
2-22-2019 . . . . hW (11) 4-3
2-23-2019 . . . . hL 8-2
2-24-2019 . . . . hL 6-0

UMBC
(3-0)
H: 3-0, A: 0-0, N: 0-0
2-26-2016 . . . . hW. 4-1
2-27-2016 . . . . hW. 9-2
2-28-2016 . . . . hW. 6-1

UNC Asheville
(8-0)
H: 8-0, A: 0-0, N: 0-0
4-28-1988 . . . . hW. 8-1
2-21-1989 . . . . hW. 11-8
2-28-1990 . . . . hW. 9-0
2-25-1991 . . . . hW (7) 9-2
2-25-1991 . . . . hW (7) 9-0
2-18-1992 . . . . hW. 2-1
4-16-1996 . . . . hW (7) 7-6
4-16-1996 . . . . hW (7) 18-7

UNC Greensboro
(4-1)
H: 4-1, A: 0-0, N: 0-0
2-26-2000 . . . . hL 6-10
2-27-2000 . . . . hW. 8-7
2-21-2014 . . . . hW. 7-3
2-22-2014 . . . . hW. 7-0
2-23-2014 . . . . hW. 12-3

UNC Wilmington
(2-2)
H: 2-2, A: 0-0, N: 0-0
4-16-1976 . . . . hL 2-10
4-17-1976 . . . . hL 3-6
3-11-1982 . . . . hW. 17-2
3-3-1987 . . . . hW. 13-6

UNLV
(1-1)
H: 0-0, A: 1-1, N: 0-0
2-25-1988 . . . . aL 8-13
2-24-1995 . . . . aW. 14-11

USC Aiken
(3-2)
H: 3-2, A: 0-0, N: 0-0
4-24-1976 . . . . hL 1-3
4-16-1977 . . . . hW. 6-5
4-26-1985 . . . . hW. 8-7
4-27-1985 . . . . hL 10-11
4-25-1986 . . . . hW. 8-7

USC Upstate
(0-1)
H: 0-1, A: 0-0, N: 0-0
4-6-2021 . . . . hL 3-9

USF
(11-2)
H: 6-2, A: 5-0, N: 0-0
2-20-1988 . . . . aW. 8-2
2-21-1988 . . . . aW. 16-8
3-11-1989 . . . . hL 2-7
3-11-1989 . . . . hW. 11-3
5-5-2006 . . . . hW. 9-3
5-6-2006 . . . . hW. 7-2
5-6-2006 . . . . hW. 4-3
5-5-2007 . . . . aW. 11-3
5-6-2007 . . . . aW. 12-2
5-7-2007 . . . . aW. 15-7
5-15-2014 . . . . hL 0-8
5-16-2014 . . . . hW. 3-0
5-17-2014 . . . . hW. 12-5

USSR National Team
(1-0)
H: 1-0, A: 0-0, N: 0-0
4-20-1989 . . . . hW# (7) . . . 13-1

Utah
(2-0)
H: 0-0, A: 0-0, N: 2-0
2-23-1995 . . . . 23W. 10-2
2-26-1995 . . . . 23W. 20-5

Valdosta State
(1-4)
H: 0-0, A: 1-4, N: 0-0
3-21-1966 . . . . aL 1-6
3-22-1966 . . . . aL (7) 2-4
3-22-1966 . . . . aL (7) 2-4
3-24-1967 . . . . aW. 9-2
3-25-1967 . . . . aL 4-9

Vanderbilt
(59-38-1)
H: 39-15-1, A: 20-23, N: 0-0
4-5-1901 . . . . hL 5-6
4-6-1901 . . . . hW. 8-0
5-9-1903 . . . . hL 2-7
5-9-1903 . . . . hL 2-4
5-19-1904 . . . . aL 1-3
5-20-1904 . . . . aW. 3-1
5-21-1904 . . . . aL 2-5
4-12-1906 . . . . hW. 5-1
4-13-1906 . . . . hW. 5-4
4-14-1906 . . . . hW. 2-1
4-25-1907 . . . . aL 0-6
4-26-1907 . . . . aL 5-6
4-27-1907 . . . . aW. 3-2
4-2-1909 . . . . hT (10) 2-2
4-3-1909 . . . . hL 1-6
4-3-1909 . . . . hW. 5-3
4-22-1910 . . . . hL 3-4
4-23-1910 . . . . hW (10) 3-2
4-19-1912 . . . . hW. 6-2
4-26-1912 . . . . aL 0-2
4-27-1912 . . . . aL 1-2
4-17-1914 . . . . hL 3-11
4-18-1914 . . . . hW. 18-6
4-21-1915 . . . . aW. 7-2
4-24-1915 . . . . hW (11) 4-3
4-28-1916 . . . . aL 3-4
4-29-1916 . . . . aW. 5-2
5-1-1916 . . . . hW. 6-1
5-2-1916 . . . . hW. 4-2
4-27-1918 . . . . hW. 4-1
5-7-1920 . . . . hW. 5-4
5-8-1920 . . . . hW. 4-2
5-1-1925 . . . . aL 1-2
5-2-1925 . . . . aW. 9-5
4-23-1926 . . . . hW. 13-3
4-24-1926 . . . . hW. 10-6
4-25-1927 . . . . aL 2-7
4-26-1927 . . . . aW. 10-3
5-4-1928 . . . . hW. 9-4
5-5-1928 . . . . hW. 10-8
5-10-1929 . . . . aL 0-3
5-11-1929 . . . . aL 1-6
5-2-1930 . . . . hW. 10-5
5-3-1930 . . . . hL (8) 1-6
4-16-1934 . . . . aW. 9-7
4-17-1934 . . . . aW. 5-3
5-18-1934 . . . . hW. 3-2
5-19-1934 . . . . hL 5-6
4-15-1938 . . . . hW. 7-2
4-16-1938 . . . . hW. 4-0
5-6-1938 . . . . aL 3-8
4-17-1939 . . . . aL 3-12
4-18-1939 . . . . aW. 7-3
4-28-1939 . . . . hL 4-10
4-26-1940 . . . . hW. 6-0
4-27-1940 . . . . hW. 7-5
4-9-1941 . . . . aW. 8-7
4-10-1941 . . . . aW. 11-4
4-25-1941 . . . . hW. 7-5
4-26-1941 . . . . hL 4-7
4-17-1942 . . . . hW. 8-1
4-18-1942 . . . . hW. 6-4
4-24-1942 . . . . aW. 10-7
4-25-1942 . . . . aL 7-10
4-16-1943 . . . . aL (6) 1-2
4-17-1943 . . . . aL (11) 2-3
4-30-1943 . . . . hW. 8-0
5-1-1943 . . . . hL 2-8
5-9-1947 . . . . aL 8-10
5-10-1947 . . . . aW. 6-5
5-23-1947 . . . . hW. 8-5
5-24-1947 . . . . hL 5-10
4-2-1948 . . . . hW. 8-6
4-3-1948 . . . . hW. 8-6
3-31-1950 . . . . hL 3-5
4-1-1950 . . . . hW. 13-9
4-21-1950 . . . . aW. 23-2
4-22-1950 . . . . aL 3-11
4-20-1951 . . . . hW. 14-11
4-21-1951 . . . . hW. 22-8
4-21-1952 . . . . hW. 14-4
4-22-1952 . . . . hL 8-12
4-23-1954 . . . . aL 1-2
4-24-1954 . . . . aW. 8-4
3-31-1959 . . . . hW. 11-3
4-25-1960 . . . . aW. 14-4
3-27-1961 . . . . hW. 8-5
4-27-1962 . . . . aW. 12-1
4-28-1962 . . . . aW. 11-9
4-5-1963 . . . . hL 8-9
4-24-1964 . . . . aL 0-1
4-25-1964 . . . . aW. 2-1
6-3-2006 . . . . hW* 7-3
6-4-2006 . . . . hW* 8-4
6-2-2013 . . . . aW* 5-0
6-3-2013 . . . . aL* 1-7
6-5-2021 . . . . aL* 3-4
6-6-2021 . . . . aL* (11) . . 11-14

VCU
(5-1)
H: 2-1, A: 0-0, N: 3-0
3-11-1980 . . . . hW. 7-3
5-25-1988 . . . . 19W* 9-6

SERIES HISTORY

2-24-2002 . . . .43W. 8-2
2-25-2006 . . . .43W. 8-2
2-16-2014 . . . .hL 3-5
2-21-2016 . . . .hW. 9-1

Villanova
(3-1)
H: 3-0, A: 0-0, N: 0-1
5-27-1989 . . . .27L+ (10) 16-18
2-20-2004 . . . .hW. 5-1
2-21-2004 . . . .hW. 19-1
2-22-2004 . . . .hW. 4-1

Virginia
(77-60-2)
H: 42-21-2, A: 28-34, N: 7-5
4-28-1924 . . . .aL 4-8
4-29-1924 . . . .aW. 3-1
5-6-1924 . . . .hL (11) 4-7
5-7-1924 . . . .hW. 2-1
4-30-1926 . . . .aL 6-7
5-1-1926 . . . .aW. 7-6
4-2-1973 . . . .hL 4-6
4-3-1973 . . . .hT 11-11
3-4-1974 . . . .hL 6-14
3-5-1974 . . . .hW. 4-2
3-6-1974 . . . .hW. 8-3
3-7-1976 . . . .hL 7-9
3-7-1976 . . . .hW. 3-2
4-19-1980 . . . .hL 4-5
4-20-1980 . . . .hL 8-10
4-16-1981 . . . .aL 1-11
4-17-1981 . . . .aL 8-10
4-23-1981 . . . .14W+ 5-2
4-16-1982 . . . .hW (7) 5-4
4-16-1982 . . . .hW (7) 12-2
3-22-1983 . . . .aW. 19-8
3-23-1983 . . . .aL 2-15
4-21-1983 . . . .14L+ 1-8
3-9-1984 . . . .hW. 7-2
3-10-1984 . . . .hL 1-13
3-30-1985 . . . .aW. 8-4
3-31-1985 . . . .aL 4-9
3-8-1986 . . . .hW. 9-7
3-9-1986 . . . .hW. 18-4
3-12-1987 . . . .hW. 18-2
3-28-1987 . . . .aL 2-3
3-29-1987 . . . .aL 3-19
3-19-1988 . . . .hW (10) . . 11-10
3-20-1988 . . . .hL 9-12
3-27-1988 . . . .aW. 13-2
5-14-1988 . . . .21W+ 5-4
3-10-1989 . . . .hW. 18-0
4-16-1989 . . . .aW (7) 3-2
4-16-1989 . . . .aW (7) 6-2
5-13-1989 . . . .21W+ 3-0
3-9-1990 . . . .hW. 17-6
3-10-1990 . . . .hW. 9-4
3-11-1990 . . . .hW. 13-6
3-25-1991 . . . .aL 5-6
3-26-1991 . . . .aW. 11-1
3-27-1991 . . . .aW. 13-0
5-13-1991 . . . .21W+ 9-3
3-13-1992 . . . .hW (7) 4-3
3-13-1992 . . . .hW (7) 10-4
3-14-1992 . . . .hW (10) 5-4
3-26-1993 . . . .aW (10) 6-3
3-28-1993 . . . .aL (7) 2-3
3-28-1993 . . . .aW (7) 7-5
3-11-1994 . . . .hW. 4-1
3-12-1994 . . . .hW. 6-2
3-13-1994 . . . .hW. 7-6
4-21-1995 . . . .aL 1-2
4-22-1995 . . . .aW. 18-13
4-23-1995 . . . .aL 1-4
5-18-1995 . . . .21W+ 3-2
3-16-1996 . . . .hW. 7-6
3-16-1996 . . . .hW. 5-4
3-17-1996 . . . .hW. 13-5
5-18-1996 . . . .34L+ 4-8
4-11-1997 . . . .aW. 8-2
4-13-1997 . . . .aW (7) 4-2
4-13-1997 . . . .aL (7) 8-10
3-6-1998 . . . .hW. 5-3
3-7-1998 . . . .hW. 27-4
4-2-1999 . . . .aL (14) 6-7
4-3-1999 . . . .aW. 7-6
4-4-1999 . . . .aL 5-6
4-14-2000 . . . .hW. 8-4
4-15-2000 . . . .hW. 5-1
4-16-2000 . . . .hW. 12-6
3-30-2001 . . . .aL 1-3
3-31-2001 . . . .aW. 10-3
4-1-2001 . . . .aW. 13-9
4-26-2002 . . . .hL 1-5
4-27-2002 . . . .hW (12) 3-2
4-28-2002 . . . .hW. 9-3
5-9-2003 . . . .aW. 7-0
5-10-2003 . . . .aW. 5-2
5-11-2003 . . . .aW. 1-0
3-12-2004 . . . .hL 3-4
3-13-2004 . . . .hL 1-2
3-14-2004 . . . .hL (10) 5-8

4-22-2005 . . . .aL 2-4
4-23-2005 . . . .aL 2-9
4-24-2005 . . . .aL 1-2
5-28-2005 . . . .48W+ 4-3
3-10-2006 . . . .hW. 8-2
3-11-2006 . . . .hW. 7-6
3-12-2006 . . . .hL 3-6
4-13-2007 . . . .aW (11) 2-1
4-14-2007 . . . .aL 6-7
5-24-2007 . . . .47L+ 1-4
5-15-2008 . . . .aL 2-4
5-16-2008 . . . .aW. 14-8
5-17-2008 . . . .aW. 9-7
4-11-2009 . . . .hW. 7-6
4-11-2009 . . . .hL 10-11
4-12-2009 . . . .hT 4-4
4-9-2010 . . . .aL 4-7
4-10-2010 . . . .aW. 9-7
4-11-2010 . . . .aL 1-9
4-8-2011 . . . .aL 2-6
4-9-2011 . . . .aL 9-12
4-10-2011 . . . .aW. 10-8
5-11-2012 . . . .aL 5-6
5-12-2012 . . . .aL 2-4
5-13-2012 . . . .aW (13) 5-4
5-25-2012 . . . .50W (7) . . . 17-6
4-12-2013 . . . .hW. 2-1
4-13-2013 . . . .hL 2-7
4-14-2013 . . . .hW (6) 3-2
5-23-2013 . . . .35L+ 2-8
5-9-2014 . . . .aL 3-4
5-10-2014 . . . .aL (11) 3-4
5-11-2014 . . . .aL 1-3
4-10-2015 . . . .hL 4-14
4-11-2015 . . . .hW. 11-4
4-12-2015 . . . .hW. 4-3
5-19-2015 . . . .34L+ 0-11
5-13-2016 . . . .aL 3-6
5-14-2016 . . . .aL 4-9
5-15-2016 . . . .aW. 5-4
5-18-2017 . . . .hW. 14-7
5-19-2017 . . . .hL 3-16
5-20-2017 . . . .hL 9-10
5-11-2018 . . . .aL 6-8
5-12-2018 . . . .aW. 5-1
5-14-2018 . . . .aL 4-8
3-16-2019 . . . .hL 8-9
3-17-2019 . . . .hW. 7-3
3-19-2019 . . . .hW. 6-5
4-1-2021 . . . .hW. 6-5
4-2-2021 . . . .hL 2-8
4-3-2021 . . . .hL 4-11

Virginia Tech
(39-20)
H: 23-10, A: 16-8, N: 0-2
5-3-1980 . . . .hL (10) . . . 11-12
5-12-1981 . . . .hL 3-4
5-10-1983 . . . .hW. 18-8
3-14-1997 . . . .hW. 7-3
3-15-1997 . . . .hW. 9-8
3-16-1997 . . . .hW. 20-13
5-13-2005 . . . .hW. 10-0
5-14-2005 . . . .hW. 27-2
5-15-2005 . . . .hW. 11-1
4-7-2006 . . . .aL 6-8
4-9-2006 . . . .aW. 17-11
4-9-2006 . . . .aW. 5-3
3-9-2007 . . . .hL 3-5
3-10-2007 . . . .hW. 19-4
3-11-2007 . . . .hL 4-5
3-7-2008 . . . .hW. 14-1
3-8-2008 . . . .hW. 6-4
3-9-2008 . . . .hW. 2-1
3-20-2009 . . . .aW. 10-9
3-21-2009 . . . .aL 5-9
3-22-2009 . . . .aW. 18-8
4-23-2010 . . . .hL 1-3
4-24-2010 . . . .hL 3-10
4-25-2010 . . . .hW. 14-12
5-27-2010 . . . .50L+ 2-6
5-19-2011 . . . .aW. 11-4
5-20-2011 . . . .aL 5-7
5-21-2011 . . . .aW. 5-3
3-16-2012 . . . .hW. 12-3
3-17-2012 . . . .hL 9-12
3-18-2012 . . . .hW. 9-1
3-8-2013 . . . .aW. 11-1
3-9-2013 . . . .aW. 14-9
3-10-2013 . . . .aL 2-6
5-24-2013 . . . .34L+ 2-3
5-2-2014 . . . .hW (11) 7-6
5-3-2014 . . . .hW. 3-1
5-4-2014 . . . .hL 6-7
4-3-2015 . . . .aW. 11-5
4-4-2015 . . . .aL 8-9
4-5-2015 . . . .aW. 7-6
3-18-2016 . . . .hW. 14-4
3-19-2016 . . . .hW. 8-3
3-20-2016 . . . .hW. 16-8
4-21-2017 . . . .aW. 13-3
4-21-2017 . . . .aL 4-8
4-21-2017 . . . .aW. 6-4

3-16-2018 . . . .hW. 16-9
3-17-2018 . . . .hL 8-10
3-18-2018 . . . .hW. 10-6
4-18-2019 . . . .aL 2-3
4-19-2019 . . . .aW. 7-5
4-19-2019 . . . .aW. 4-3
3-6-2020 . . . .hW. 4-3
3-7-2020 . . . .hW. 7-5
3-8-2020 . . . .hL 6-7
4-16-2021 . . . .aW. 15-11
4-17-2021 . . . .aL 0-7
4-18-2021 . . . .aW. 11-4

Wake Forest
(77-45-1)
H: 45-17, A: 23-23-1, N: 9-5
4-9-1898 . . . .hL 2-12
4-6-1899 . . . .hL 2-9
4-25-1900 . . . .hW. 3-0
5-1-1901 . . . .hW. 23-12
4-23-1903 . . . .hL 5-9
4-28-1913 . . . .hL 2-7
3-29-1957 . . . .hW. 6-4
3-30-1957 . . . .hL 7-8
3-31-1971 . . . .hW. 11-0
4-5-1972 . . . .hL 6-7
4-6-1972 . . . .hW. 8-5
3-15-1980 . . . .hL 4-9
3-28-1981 . . . .aL 6-7
4-4-1981 . . . .hW. 21-20
3-13-1982 . . . .hL 3-4
4-11-1982 . . . .aL 7-12
4-23-1982 . . . .14L+ 6-8
3-27-1983 . . . .hW. 8-5
4-2-1983 . . . .aL 6-10
3-25-1984 . . . .aW. 11-4
4-15-1984 . . . .hW. 6-4
4-19-1984 . . . .15W+ (12) . . 4-3
3-16-1985 . . . .hW. 6-4
3-27-1985 . . . .aT 9-9
4-18-1985 . . . .hW+ 15-11
3-15-1986 . . . .hW. 8-2
4-14-1986 . . . .aL 2-14
4-12-1987 . . . .aW. 13-9
4-18-1987 . . . .hW (11) 9-8
4-19-1987 . . . .hW. 19-5
5-15-1987 . . . .21W+ 5-3
4-8-1988 . . . .aW (11) 8-6
4-9-1988 . . . .aW. 8-5
4-15-1988 . . . .hW. 9-2
5-11-1988 . . . .21W+ 4-3
4-7-1989 . . . .hW (7) 4-3
4-7-1989 . . . .hW (7) 12-3
5-15-1989 . . . .21L* 3-5
5-4-1990 . . . .aL 5-11
5-5-1990 . . . .aL (7) 3-8
5-6-1990 . . . .aL (8) 2-3
5-12-1990 . . . .21W+ 3-1
5-2-1991 . . . .hW. 15-6
5-3-1991 . . . .hW. 18-12
5-1-1992 . . . .aL 6-7
5-2-1992 . . . .aW. 13-5
5-3-1992 . . . .aW (10) 9-8
4-29-1993 . . . .hW. 13-8
4-30-1993 . . . .hW. 8-4
5-1-1993 . . . .hW. 10-8
4-22-1994 . . . .aL 1-2
4-23-1994 . . . .aW. 7-5
4-24-1994 . . . .aL 2-14
5-19-1994 . . . .21W+ 6-0
4-14-1995 . . . .hW. 12-10
4-15-1995 . . . .hW. 13-11
4-16-1995 . . . .hW. 9-2
4-12-1996 . . . .aL 2-4
4-13-1996 . . . .aW. 13-2
4-14-1996 . . . .aL 1-7
3-21-1997 . . . .hW. 14-3
3-22-1997 . . . .hW. 10-7
3-23-1997 . . . .hW. 8-7
3-22-1998 . . . .aW. 5-1
3-23-1998 . . . .aW. 9-5
3-23-1998 . . . .aL 0-7
5-15-1998 . . . .34L+ 1-2
4-16-1999 . . . .hL 1-22
4-17-1999 . . . .hL 3-12
4-18-1999 . . . .hW. 8-6
5-12-2000 . . . .aW. 10-8
5-13-2000 . . . .aW. 20-10
5-14-2000 . . . .aL 5-9
5-18-2000 . . . .40W+ 6-3
4-13-2001 . . . .hW. 18-11
4-14-2001 . . . .hL 10-14
4-15-2001 . . . .hL 4-14
5-18-2001 . . . .40L+ 3-4
5-15-2002 . . . .aL 9-10
3-16-2002 . . . .aL 5-11
4-18-2003 . . . .hW. 2-0
4-19-2003 . . . .hW. 10-4
4-20-2003 . . . .hW. 5-3
5-22-2003 . . . .44W+ 9-8
3-19-2004 . . . .aW (10) 9-8
3-20-2004 . . . .aL 4-8
3-21-2004 . . . .aW. 9-2

3-11-2005 . . . .hW. 15-5
3-12-2005 . . . .hW. 16-14
3-13-2005 . . . .hW. 16-5
5-25-2005 . . . .47W+ 9-8
4-25-2008 . . . .hW. 12-1
4-26-2008 . . . .hW. 14-6
4-27-2008 . . . .hL 5-7
4-17-2009 . . . .aW. 13-2
4-18-2009 . . . .aW. 8-1
4-19-2009 . . . .aW. 6-0
3-12-2010 . . . .hW. 9-1
3-13-2010 . . . .hW. 15-8
3-14-2010 . . . .hW. 6-5
4-15-2011 . . . .aW. 5-1
4-16-2011 . . . .aL 4-6
4-17-2011 . . . .aW(12) 6-5
4-13-2012 . . . .aL 2-4
4-14-2012 . . . .aW. 8-7
4-15-2012 . . . .aL 3-11
3-29-2013 . . . .hW. 5-1
3-30-2013 . . . .hW. 8-1
3-30-2013 . . . .hL 6-8
3-7-2014 . . . .hL 2-9
3-8-2014 . . . .hL 8-12
3-9-2014 . . . .hW. 5-1
5-20-2014 . . . .50W+ 5-3
4-24-2017 . . . .aW (11) 7-6
4-25-2017 . . . .aL 8-17
4-26-2017 . . . .aL 4-8
5-25-2017 . . . .57L+ 4-5
4-27-2018 . . . .hW. 7-0
4-28-2018 . . . .hW. 5-1
4-29-2018 . . . .hL 3-6
3-19-2021 . . . .aL 2-6
3-20-2021 . . . .aW. 3-1
3-21-2021 . . . .aW. 8-1

Waseda [Japan]
(1-1)
H: 0-0, A: 0-0, N: 1-1
3-23-1986 . . . .18W#. 9-1
3-28-1986 . . . .18L# 3-8

Washington
(4-7)
H: 1-2, A: 0-0, N: 3-5
5-29-1994 . . . .32W* 6-2
5-30-1994 . . . .32L* (14) . . 9-12
5-30-1994 . . . .32W* 18-7
2-24-1995 . . . .23W. 19-8
2-25-1995 . . . .23L 10-15
5-24-1997 . . . .38L*. 4-8
4-16-2004 . . . .hW. 8-4
4-17-2004 . . . .hL 3-7
4-18-2004 . . . .hL 2-16
5-31-2014 . . . .53L*. 0-8
6-1-2014 . . . .53L*. 2-4

Washington & Lee
(7-3)
H: 4-2, A: 3-1, N: 0-0
4-29-1921 . . . .aW. 2-0
4-30-1921 . . . .aW (12) 6-3
5-13-1921 . . . .hW. 4-1
5-14-1921 . . . .hW. 8-4
4-28-1922 . . . .aL 5-6
4-29-1922 . . . .aW (10) 4-3
5-12-1922 . . . .hL 2-3
5-13-1922 . . . .hW. 3-0
3-28-1927 . . . .hW. 6-3
3-29-1927 . . . .hL 0-2

Washington Senators
(0-1)
H: 0-0, A: 0-0, N: 0-1
3-11-1911 . . . .2L# 1-7

West Georgia
(11-9)
H: 10-6, A: 1-2, N: 0-1
5-10-1966 . . . .hL 2-4
5-13-1967 . . . .hL (7) 0-5
5-13-1967 . . . .hW (7) 5-3
3-11-1974 . . . .hW. 15-9
5-2-1974 . . . .hL 12-13
3-28-1975 . . . .aL 2-3
4-8-1976 . . . .hL 2-15
5-13-1976 . . . .24L 5-9
4-18-1977 . . . .hL 2-6
4-26-1977 . . . .aW. 11-2
4-22-1978 . . . .hW. 8-2
4-23-1979 . . . .hW. 13-9
4-24-1979 . . . .aL 6-7
5-9-1981 . . . .hW. 17-0
5-10-1982 . . . .hW. 8-3
5-9-1983 . . . .hW. 16-6
5-11-1984 . . . .hL 7-9
4-8-1985 . . . .hW. 17-5
4-3-1986 . . . .hW. 11-2
4-12-1988 . . . .hW. 3-1

West Liberty
(1-0)
H: 1-0, A: 0-0, N: 0-0
4-3-1969 . . . .hW. 7-5

West Virginia
(5-0)
H: 5-0, A: 0-0, N: 0-0
3-3-1995 . . . .hW (6) 11-1
3-4-1995 . . . .hW. 8-2
2-20-1999 . . . .hW. 8-2
2-21-1999 . . . .hW. 7-6
2-16-2019 . . . .hW (11) 5-4

West Virginia Wesleyan
(1-1)
H: 1-1, A: 0-0, N: 0-0
4-1-1916 . . . .hW. 7-6
4-2-1916 . . . .hL 2-3

Western Carolina
(25-16)
H: 24-15, A: 0-1, N: 1-0
4-21-1973 . . . .hW (10) 5-3
4-27-1974 . . . .hL 5-10
4-28-1974 . . . .hW. 10-6
4-26-1975 . . . .hL 5-7
4-10-1976 . . . .hW. 14-10
4-11-1976 . . . .hW. 9-0
4-30-1977 . . . .hL 5-14
3-3-1979 . . . .hL (5) 1-3
3-7-1981 . . . .hL 4-5
3-8-1981 . . . .hL 2-8
2-25-1983 . . . .hW. 14-5
2-26-1983 . . . .hW. 16-9
4-8-1986 . . . .hL 3-4
4-9-1986 . . . .hW. 13-11
5-24-1986 . . . .19W* (11) . . . 8-7
3-12-1991 . . . .hL 5-10
3-13-1991 . . . .hL 5-7
3-10-1992 . . . .hW. 11-10
3-22-1993 . . . .hW. 4-1
3-23-1993 . . . .hL 3-4
3-7-1995 . . . .hW. 6-0
3-9-1995 . . . .hL 7-13
3-11-1997 . . . .hL 7-13
3-12-1997 . . . .hW. 14-0
3-23-1999 . . . .hW. 2-0
4-10-2002 . . . .hW. 2-1
3-9-2004 . . . .hW. 4-3
3-10-2004 . . . .hL 5-9
3-29-2005 . . . .hL 5-8
3-28-2006 . . . .hW. 19-5
2-27-2007 . . . .hL 7-10
3-4-2008 . . . .hW. 4-1
4-21-2009 . . . .hW. 16-7
4-22-2009 . . . .aL 9-10
3-11-2014 . . . .hW. 7-5
3-4-2016 . . . .hW. 5-4
3-5-2016 . . . .hW. 14-3
3-6-2016 . . . .hW. 4-3
5-3-2019 . . . .hW. 25-4
5-4-2019 . . . .hW. 16-3
5-5-2019 . . . .hW. 14-1

Western Kentucky
(5-1)
H: 5-1, A: 0-0, N: 0-0
3-6-1982 . . . .hW. 8-5
3-7-1982 . . . .hL 3-6
3-7-1986 . . . .hW. 10-8
2-15-1997 . . . .hW. 5-0
2-15-1997 . . . .hW (7) 14-2
2-16-1997 . . . .hW. 22-10

Western Michigan
(4-0)
H: 4-0, A: 0-0, N: 0-0
3-24-1974 . . . .hW. 5-3
3-6-1985 . . . .hW. 15-7
2-20-2016 . . . .hW. 13-0
2-19-2017 . . . .hW. 8-3

Wichita State
(1-3)
H: 0-1, A: 1-2, N: 0-0
3-19-1989 . . . .aL 2-13
3-20-1989 . . . .aL 2-7
5-29-1993 . . . .hL* (10) 4-5
5-28-1994 . . . .aW* 13-1

William & Mary
(3-0)
H: 3-0, A: 0-0, N: 0-0
3-31-1969 . . . .hW. 19-5
3-11-1988 . . . .hW. 15-4
3-8-2005 . . . .hW. 17-9

William Jewell
(7-1)
H: 7-1, A: 0-0, N: 0-0
3-30-1965 . . . .hW. 8-5

3-31-1965 . . . .hW. 1-0
4-1-1968 . . . .hL 6-8
4-7-1969 . . . .hW. 8-1
4-9-1969 . . . .hW. 2-1
4-1-1970 . . . .hW. 3-1
4-2-1970 . . . .hW. 10-8
3-20-1979 . . . .hW. 19-9

Winder
(0-1)
H: 0-0, A: 0-1, N: 0-0
4-25-1896 . . . .aL 4-5

Winthrop
(18-1)
H: 16-1, A: 2-0, N: 0-0
3-22-1992 . . . .hW. 6-5
3-29-1994 . . . .hW. 12-2
3-30-1994 . . . .hW. 17-8
3-19-1996 . . . .hW. 10-7
3-20-1996 . . . .hW. 14-1
4-8-1997 . . . .hW. 7-5
4-9-1997 . . . .hW. 15-2
3-31-1998 . . . .hW. 17-12
4-6-1999 . . . .hW. 2-1
3-8-2002 . . . .hW. 6-4
3-9-2002 . . . .hW. 7-5
3-10-2002 . . . .hW. 8-1
4-2-2003 . . . .hW. 7-5
4-20-2004 . . . .hW (13) 7-6
4-8-2005 . . . .hW. 6-1
4-9-2005 . . . .hL 9-12
4-10-2005 . . . .hW. 20-3
2-17-2012 . . . .aW. 5-0
2-18-2012 . . . .aW. 5-3

Wofford
(9-0)
H: 7-0, A: 2-0, N: 0-0
4-15-1904 . . . .hW. 8-0
4-16-1904 . . . .hW. 23-7
5-2-1906 . . . .aW. 3-1
5-26-1906 . . . .hW. 7-1
5-26-1906 . . . .hW. 7-1
5-12-1920 . . . .aW. 4-2
2-19-2002 . . . .hW. 12-1
5-16-2006 . . . .hW. 16-2
4-3-2007 . . . .hW. 11-8

Wright State
(1-1)
H: 0-0, A: 0-0, N: 1-1
3-25-1990 . . . .18L (8) 1-6
3-30-1990 . . . .18W (10) . . . 4-3

Xavier
(7-1)
H: 7-1, A: 0-0, N: 0-0
4-19-1965 . . . .hW. 6-3
3-6-1986 . . . .hW. 7-6
2-27-1998 . . . .hW. 8-2
2-28-1998 . . . .hW (10) 6-5
3-1-1998 . . . .hW. 6-2
2-26-2010 . . . .hW. 5-4
2-27-2010 . . . .hW. 15-0
2-28-2010 . . . .hL 6-7

Yale
(4-0-1)
H: 2-0, A: 0-0, N: 2-0-1
3-24-1959 . . . .8W. 4-0
3-25-1959 . . . .8T 4-4
3-27-1959 . . . .8W. 8-5
3-26-1973 . . . .hW. 2-1
3-27-1973 . . . .hW. 3-2

Youngstown State
(5-1)
H: 5-1, A: 0-0, N: 0-0
2-22-2008 . . . .hW. 14-0
2-23-2008 . . . .hW. 1-0
2-24-2008 . . . .hW. 5-1
2-24-2017 . . . .hW. 15-6
2-25-2017 . . . .hW. 14-6
2-26-2017 . . . .hL 3-12

YEAR-BY-YEAR RESULTS

Neutral Site Designations & Records

1.	Atlanta-Fulton County Stadium, Atlanta, Ga.	0-3
2.	Ponce de Leon Park, Atlanta, Ga.	4-13-1
3.	Griffin, Ga. (field unknown)	1-1
4.	Spiller's Field, Atlanta, Ga.	1-7-1
5.	Columbia, S.C. (field unknown)	2-0
6.	Montgomery, Ala. (field unknown)	3-2-1
7.	Rollins College, Winter Park, Fla.	3-3-1
8.	Miami, Fla. (field unknown)	4-1-2
9.	Sims Legion Park, Gastonia, N.C.	4-4
10.	Seminole Field, Tallahassee, Fla.	4-0
11.	Luther Williams Field, Macon, Ga.	7-4
12.	Americus, Ga. (field unknown)	2-4
13.	Nat Buring Field, Memphis, Tenn.	1-2
14.	Boshamer Stadium, Chapel Hill, N.C.	2-7
15.	Durham Athletic Park, Durham, N.C.	10-7
16.	Smith-Wills Stadium, Jackson, Miss.	0-2
17.	Dick Howser Stadium, Tallahassee, Fla.	4-3
18.	Rainbow Stadium, Honolulu, Hawaii	11-5
19.	Mark Light Stadium, Miami, Fla.	5-1
20.	Municipal Stadium, West Palm Beach, Fla.	0-5
21.	Municipal Stadium, Greenville, S.C.	19-16
22.	Tiger Field, Douglas, Ga.	1-0
23.	Barnson Field/Wilson Stadium, Las Vegas, Nev.	5-4
24.	Douglasville, Ga. (field unknown)	0-1
25.	Gainesville, Ga. (field unknown)	1-0
26.	Hubert H. Humphrey Metrodome, Minneapolis, Minn.	3-4
27.	McKethan Stadium-Perry Field, Gainesville, Fla.	7-6
28.	Alex Box Stadium, Baton Rouge, La.	3-2
29.	Louisiana Superdome, New Orleans, La.	2-1
30.	Osceola County Stadium, Kissimmee, Fla.	4-3
31.	Titan Field, Fullerton, Calif.	1-4
32.	Eck Stadium-Tyler Field, Wichita, Kan.	6-3
33.	Rosenblatt Stadium, Omaha, Neb.	4-5
34.	Durham Bulls Athletic Park, Durham, N.C.	10-11
35.	Lindsey Nelson Stadium, Knoxville, Tenn.	0-1
36.	Griffith Stadium, Charlotte, N.C.	0-2
37.	Al Lang Stadium, St. Petersburg, Fla.	3-4
38.	Dudy Noble Field, Starkville, Miss.	2-1
39.	Disney's Wide World of Sports, Lake Buena Vista, Fla.	1-5-1
40.	Knight's Stadium, Fort Mill, S.C.	7-2
41.	Reckling Park, Houston, Tex.	2-0
42.	Frank Foley Field, Athens, Ga.	2-1
43.	Coastal Federal Field, Myrtle Beach, S.C.	4-1
44.	Salem Memorial Stadium, Salem, Va.	8-3
45.	Turner Field, Atlanta, Ga.	5-9
46.	Grayson Stadium, Savannah, Ga.	2-0
47.	Ripken Stadium, Aberdeen, Md.	3-0
48.	Baseball Grounds of Jacksonville, Jacksonville, Fla.	9-6
49.	USA Baseball National Training Complex, Cary, NC	1-2
50.	NewBridge Bank Park, Greensboro, N.C.	9-3
51.	Winthrop Baseball Park, Rock Hill, S.C.	1-1
52.	Hawkins Field, Nashville, Tenn.	3-2
53.	Swayze Field, Oxford, Miss.	1-2
54.	Springs Brooks Stadium, Conway, S.C.	2-1
55.	SunTrust Park, Atlanta, Ga.	1-1
56.	Louisville Slugger Field, Louisville, Ky.	0-1
57.	Patterson Stadium, Louisville, Ky.	0-1
58.	Gwinnett Stripers Stadium, Lawrenceville, Ga.	0-1

COACH UNKNOWN
5 seasons

1895 (0-0)
Home: 0-0; Away: 0-0; Neutral: 0-0

A. 12	nL	4-16	Atlanta Colts [exh]	0-0

1896 (0-1)
Home: 0-0; Away: 0-1; Neutral: 0-0

A. 15	nL	8-20	Atlanta Colts [exh]	0-0
A. 25	aL	4-5	Winder	0-1

1897 (1-2)
Home: 0-0; Away: 1-2; Neutral: 0-0

A. 10	aL	4-6	Auburn	0-1
A. 17	aL	6-9	Mercer	0-2
M. 15	aW	8-3	Milledgeville Cadets	1-2

1898 (1-3)
Home: 0-1; Away: 1-2; Neutral: 0-0

A. 8	aL	2-5	Atlanta Spellers [exh]	0-0
A. 9	hL	2-12	Wake Forest	0-1
A. 16	aW	4-3	Auburn	1-1
A. 21	aL	4-18	Georgia	1-2
M. 7	aL	8-10	Mercer	1-3

1899 (2-3)
Home: 1-1; Away: 1-2; Neutral: 0-0

A. 6	hL	2-9	Wake Forest	0-1
A. 8	aW	10-8	Auburn	1-1
A. 15	aL	1-25	Georgia	1-2
A. 22	hW	6-4	Auburn	2-2
M. 6	aL	2-14	Mercer	2-3

COACH TODD
2 seasons; 12-9 (.571)

1900 (3-4)
Home: 3-2; Away: 0-2; Neutral: 0-0

A. 7	aL	1-10	Mercer	0-1
A. 25	hW	3-0	Wake Forest	1-1
M. 5	aL	4-9	Auburn	1-2
M. 12	hW	7-0	Georgia	2-2
M. 26	hL	4-5	Rome (10)	2-3
J. 2	hW	12-8	Merchants	3-3
J. 9	hL	0-1	Sewanee	3-4

1901 (9-5)
Home: 9-5; Away: 0-0; Neutral: 0-0

A. 5	hL	5-6	Vanderbilt	0-1
A. 6	hW	8-0	Vanderbilt	1-1
A. 12	hL	5-13	Cornell	1-2
A. 20	hW	13-1	Georgia	2-2
A. 26	hW	3-0	Mercer	3-2
A. 27	hL	3-7	Mercer	3-3
M. 1	hW	23-12	Wake Forest	4-3
M. 4	hW	15-12	Auburn	5-3
M. 10	hL	6-9	North Carolina	5-4
M. 17	hW	9-0	Central [forfeit]	6-4
M. 18	hW	15-6	Central	7-4
M. 22	hW	3-2	Newnan	8-4
M. 25	hW	8-7	Henry Grady [exh]	8-4
J. 7	hL	10-15	Mercer	8-5
J. 8	hW	6-5	Mercer	9-5

Home games at Brisbine Park

COACH SAMMY STRANG
1 season; 5-8 (.385)

1902 (5-8)
Home: 4-5; Away: 1-3; Neutral: 0-0

M. 31	hL	4-8	Hobart [exh]	0-0
A. 2	hL	5-25	Cornell	0-1
A. 5	hW	8-1	Mercer	1-1
A. 9	aL	1-12	Atlanta Pretzels [exh]	1-1
A. 12	hW	12-4	Clemson	2-1
A. 17	aL	4-14	Tennessee	2-2
A. 18	aW	14-12	Tennessee	3-2
A. 19	aL	4-13	Tennessee	3-3
A. 26	hL	10-11	Georgia	3-4
M. 3	hL	1-10	Mercer	3-5
M. 10	hW	8-7	Georgia	4-5
M. 13	aL	7-9	Georgia	4-6
M. 15	hW	7-2	Tennessee	5-6
M. 16	hL	0-4	Tennessee	5-7
M. 17	hL	2-4	Tennessee	5-8

Home games at Brisbine Park

COACH IRVING
1 season; 9-9 (.500)

1903 (9-9)
Home: 6-6; Away: 3-3; Neutral: 0-0

M. 28	hW	11-3	Atl. Athletic Club [exh]	0-0
A. 4	aL	4-6	Mercer	0-1
A. 11	hL	1-5	Clemson	0-2
A. 18	hW	10-3	Mercer	1-2
A. 21	aL	5-22	Atlanta Crackers [exh]	1-2
A. 23	hL	5-9	Wake Forest	1-3
A. 24	aL	1-16	Atlanta Crackers [exh]	1-3
A. 25	hW	8-7	Auburn	2-3
A. 27	hL	3-5	Georgia (10)	2-4
A. 30	aL	1-12	Tennessee (7)	2-5
M. 1	aW	4-2	Tennessee	3-5
M. 2	aL	5-6	Tennessee	3-6
M. 4	hW	10-0	Trinity [Duke]	4-6
M. 9	hL	2-7	Vanderbilt	4-7
M. 9	hL	2-4	Vanderbilt	4-8
M. 12	aW	10-5	Georgia	5-8
M. 15	aW	9-3	Mercer	6-8
M. 22	hW	9-8	Tennessee	7-8
M. 23	hL	5-14	Tennessee	7-9
M. 29	hW	9-0	Sewanee	8-9
M. 30	hW	13-0	Sewanee	9-9

Home games at Brisbine Park

COACH JOHN HEISMAN
14 seasons; 163-97-5 (.625)

1904 (15-7)
Home: 10-1; Away: 5-6; Neutral: 0-0

M. 23	aL	1-6	Atlanta Crackers [exh]	0-0
M. 26	hW	10-4	Mercer	1-0
A. 1	hW	10-1	Florida	2-0
A. 2	hW	13-0	Florida	3-0
A. 8	hW	8-4	Alabama	4-0
A. 9	hW	11-4	Alabama	5-0
A. 9	hW	8-3	Alabama	6-0
A. 15	hW	8-0	Wofford	7-0
A. 16	hW	23-7	Wofford	8-0
A. 22	hL	1-6	Clemson	8-1
A. 23	hW	4-3	Auburn	9-1
A. 26	hW	10-4	Georgia	10-1
A. 30	hW	11-4	Fort McPherson [exh]	10-1
M. 4	aL	1-2	Georgia (12)	10-2
M. 6	aW	4-1	Mercer	11-2
M. 7	aL	2-3	Mercer (10)	11-3
M. 11	aL	4-7	Georgia	11-4
M. 14	aL	1-11	Clemson	11-5
M. 19	aL	1-3	Vanderbilt	11-6
M. 20	aW	3-1	Vanderbilt	12-6
M. 21	aL	2-5	Vanderbilt	12-7
M. 23	aW	3-0	Sewanee	13-7
M. 24	aW	6-2	Sewanee	14-7
M. 25	aW	12-0	Sewanee	15-7

Home games at Brisbine and Piedmont Parks

1905 (13-4)
Home: 10-4; Away: 3-0; Neutral: 0-0

A. 8	hW	11-3	Georgia	1-0
A. 10	hW	3-2	Trinity [Duke] (12)	2-0
A. 14	hW	4-3	Newberry	3-0
A. 15	hW	6-2	Newberry	4-0
A. 22	hW	5-4	Clemson	5-0
A. 22	hL	3-5	Clemson	5-1
A. 27	hW	2-1	Georgia	6-1
A. 29	hW	9-2	Mercer [exh]	6-1
M. 5	hL	0-1	Auburn	6-2
M. 6	hL	2-4	Auburn	6-3
M. 10	aW	11-2	Georgia	7-3
M. 12	aW	5-3	Mercer	8-3
M. 13	aW	2-0	Mercer	9-3
M. 20	hW	10-4	Mercer	10-3
M. 27	hW	4-3	Georgia	11-3
J. 1	hW	8-0	Sewanee	12-3
J. 2	hL	4-9	Sewanee	12-4
J. 3	hW	4-2	Sewanee	13-4

1906 (23-3)
Home: 16-2; Away: 7-1; Neutral: 0-0

M. 24	hW	3-1	Clemson	1-0
M. 29	hL	4-16	Cleveland Indians [exh]	1-0
M. 30	aW	14-1	Mercer	2-0
M. 31	aW	3-0	Mercer	3-0
A. 4	aL	3-4	Georgia	3-1
A. 6	hL	0-10	Trinity [Duke]	3-2

YEAR-BY-YEAR RESULTS

A. 7	hW	5-1	Trinity [Duke]	4-2
A. 12	hW	5-1	Vanderbilt	5-2
A. 13	hW	5-4	Vanderbilt	6-2
A. 14	hW	2-1	Vanderbilt	7-2
A. 18	aW	5-4	Georgia	8-2
A. 20	hW	1-0	Furman	9-2
A. 21	hW	4-3	Furman	10-2
A. 27	hW	4-3	Mercer	11-2
A. 28	hW	2-0	Mercer	12-2
A. 30	aW	6-0	Clemson	13-2
M. 1	aW	7-4	Furman	14-2
M. 2	aW	3-1	Wofford	15-2
M. 3	aL	4-8	Bingham [exh]	15-2
M. 4	aW	3-2	Tennessee	16-2
M. 11	hL	1-2	Auburn (11)	16-3
M. 12	hW	5-0	Auburn	17-3
M. 12	hW	4-0	Auburn (8)	18-3
M. 18	hW	9-1	Georgia	19-3
M. 19	hW	3-2	Georgia	20-3
M. 24	hW	11-0	Cumberland	21-3
M. 26	hW	7-1	Wofford	22-3
M. 26	hW	7-0	Wofford	23-3

1907 (10-5-1)

Home: 6-1-1; Away: 4-4; Neutral: 0-0

M. 30	hW	4-0	Mercer	1-0
A. 3	aW	3-1	Georgia	2-0
A. 5	hW	4-2	Clemson	3-0
A. 6	hT	2-2	Clemson (11)	3-0-1
A. 13	aW	1-0	Mercer (11)	4-0-1
A. 19	hL	3-6	Sewanee	4-1-1
A. 20	hW	5-3	Sewanee	5-1-1
A. 21	hW	7-4	Sewanee (8)	6-1-1
A. 25	aL	0-6	Vanderbilt	6-2-1
A. 26	aL	5-6	Vanderbilt	6-3-1
A. 27	aW	3-2	Vanderbilt	7-3-1
M. 4	hW	9-1	Dahlonega [exh]	7-3-1
M. 10	aL	2-3	Auburn	7-4-1
M. 11	aW	2-0	Auburn (12)	8-4-1
M. 12	aL	1-4	Auburn (7)	8-5-1
M. 17	hW	4-1	Georgia	9-5-1
M. 18	hW	9-0	Georgia [forfeit]	10-5-1

1908 (9-12)

Home: 7-4; Away: 2-8; Neutral: 0-0

M. 27	aL	0-2	Mercer	0-1
M. 28	aL	2-3	Mercer	0-2
A. 3	hW	4-3	Clemson	1-2
A. 4	hW	5-4	Clemson (11)	2-2
A. 10	hL	0-2	Trinity [Duke]	2-3
A. 11	hL	0-5	Trinity [Duke]	2-4
A. 17	aW	10-8	Tennessee	3-4
A. 18	aL	2-3	Tennessee (7)	3-5
A. 19	aL	2-6	Tennessee (7)	3-6
A. 24	hW	7-0	Sewanee	4-6
A. 25	hW	2-1	Sewanee (11)	5-6
A. 25	hL	2-3	Sewanee (7)	5-7
M. 1	hL	0-1	Auburn	5-8
M. 2	hW	7-2	Auburn	6-8
M. 8	aL	1-5	Alabama	6-9
M. 9	aL	0-1	Alabama (10)	6-10
M. 10	aL	3-10	Alabama	6-11
M. 11	aW	6-0	Auburn	7-11
M. 12	aL	3-8	Auburn	7-12
M. 15	hW	14-2	Central [Ky.]	8-12
M. 16	hW	7-0	Central [Ky.]	9-12

1909 (13-8-1)

Home: 9-3-1; Away: 3-4; Neutral: 1-1

M. 18	hW	14-4	Fort McPherson [exh]	0-0
M. 20	hW	4-2	Riverside Acad. [exh]	0-0
M. 23	hW	5-0	Marist College [exh]	0-0
M. 27	hL	0-3	Stone Mtn. Prep [exh]	0-0
A. 2	hT	2-2	Vanderbilt (10)	0-0-1
A. 3	hL	1-6	Vanderbilt	0-1-1
A. 3	hW	5-3	Vanderbilt	1-1-1
A. 9	hL	0-4	Mercer	1-2-1
A. 10	hW	7-3	Mercer	2-2-1
A. 16	hW	3-1	Trinity [Duke]	3-2-1
A. 17	hW	3-2	Trinity [Duke]	4-2-1
A. 20	aW	3-1	Georgia	5-2-1
A. 21	aL	0-4	Georgia	5-3-1
A. 29	aL	0-6	Auburn	5-4-1
A. 30	aW	8-2	Auburn	6-4-1
M. 1	hW	2-1	Dahlonega	7-4-1
M. 3	aL	2-7	Mercer	7-5-1
M. 4	aL	2-3	Mercer	7-6-1
M. 7	hL	0-2	Auburn	7-7-1
M. 8	hW	6-5	Auburn	8-7-1
M. 14	hW	7-1	Sewanee	9-7-1
M. 15	hW	7-0	Sewanee (7)	10-7-1
M. 15	hW	4-0	Sewanee (7)	11-7-1
M. 20	2W	4-3	Georgia	12-7-1
M. 21	aW	3-0	Georgia	13-7-1
M. 22	2L	1-2	Georgia	13-8-1

1910 (11-5-1)

Home: 7-1; Away: 4-3; Neutral: 0-1-1

M. 5	2L	2-5	Philadelphia A's [exh]	0-0
M. 9	hL	3-5	Philadelphia A's [exh]	0-0
M. 12	2L	0-12	Philadelphia A's [exh]	0-0
A. 2	aL	3-4	Alabama	0-1
A. 3	aW	3-1	Alabama	1-1
A. 8	hW	7-4	Mercer	2-1
A. 9	hW	10-0	Mercer	3-1
A. 15	aL	1-16	Auburn	3-2
A. 22	hL	3-4	Vanderbilt	3-3
A. 23	hW	3-2	Vanderbilt (10)	4-3
A. 29	aW	3-1	Mercer	5-3
A. 30	aW	2-0	Mercer	6-3
M. 6	hW	3-1	Auburn	7-3
M. 10	aW	1-0	Georgia	8-3
M. 11	aL	6-7	Georgia	8-4
M. 13	hW	5-0	Clemson	9-4
M. 14	hW	4-0	Clemson (7)	10-4
M. 15	hW	11-3	Clemson (7)	11-4
M. 20	2L	0-2	Georgia (6)	11-4-1
M. 21	2T	0-0	Georgia (14)	11-5-1

1911 (7-6)

Home: 4-3; Away: 2-2; Neutral: 1-1

M. 11	2L	1-7	Washington Senators [exh]	0-0
A. 7	hL	6-8	Mercer	0-1
A. 14	3L	2-5	Mercer	0-2
A. 15	3W	7-2	Mercer	1-2
A. 17	hW	4-1	Auburn	2-2
A. 18	hW	9-4	Auburn	3-2
A. 21	hL	2-3	Trinity [Duke]	3-3
A. 22	hW	4-1	Trinity [Duke]	4-3
A. 28	aW	4-3	Alabama	5-3
A. 29	aL	1-2	Alabama	5-4
M. 4	aW	6-0	Georgia	6-4
M. 5	aL	2-3	Georgia (10)	6-5
M. 12	hW	2-1	Georgia	7-5
M. 13	hL	2-6	Georgia	7-6

1912 (8-10)

Home: 5-3; Away: 3-6; Neutral: 0-1

A. 5	hL	2-3	Mercer	0-1
A. 6	hW	4-1	Mercer	1-1
A. 9	2L	4-5	Michigan (7)	1-2
A. 12	hL	4-6	Clemson	1-3
A. 13	hW	4-2	Clemson	2-3
A. 19	hW	6-2	Vanderbilt	3-3
A. 24	aW	4-3	Sewanee	4-3
A. 25	aW	7-1	Sewanee	5-3
A. 26	aL	0-2	Vanderbilt	5-4
A. 27	aL	1-2	Vanderbilt	5-5
M. 2	hW	3-2	Auburn	6-5
M. 3	hL	5-7	Auburn	6-6
M. 4	hW	5-3	Auburn	7-6
M. 10	aW	4-1	Mercer	8-6
M. 11	aL	3-5	Mercer	8-7
M. 16	aL	4-6	Georgia	8-8
M. 17	aL	4-6	Georgia	8-9
M. 18	aL	2-4	Georgia	8-10

1913 (9-8)

Home: 6-3; Away: 3-5; Neutral: 0-0

M. 28	hW	3-0	Clemson	1-0
M. 29	hW	3-1	Clemson	2-0
A. 4	hL	2-3	Mercer	2-1
A. 5	hW	4-1	Mercer	3-1
A. 11	aL	2-4	Mercer	3-2
A. 18	aL	2-3	Auburn	3-3
A. 19	aW	11-4	Auburn	4-3
A. 19	aL	3-4	Auburn	4-4
A. 25	aL	3-7	Alabama	4-5
A. 26	aL	4-5	Alabama	4-6
A. 28	hL	2-7	Wake Forest	4-7
M. 2	hW	13-0	Sewanee	5-7
M. 3	hW	5-1	Sewanee	6-7
M. 9	aW	4-3	Georgia	7-7
M. 10	aW	5-4	Georgia	8-7
M. 11	hL	1-4	Georgia	8-8
M. 12	hW	4-2	Georgia	9-8

1914 (12-8)

Home: 10-4; Away: 2-4; Neutral: 0-0

M. 27	hL	4-9	Auburn	0-1
M. 28	hW	10-5	Auburn	1-1
A. 3	hW	6-4	Mississippi	2-1
A. 4	hW	6-0	Mississippi	3-1
A. 9	hW	3-2	Illinois	4-1
A. 10	hW	5-2	Illinois	5-1
A. 13	hL	0-8	Mercer	5-2
A. 14	hW	5-1	Mercer	6-2
A. 17	hL	3-11	Vanderbilt	6-3
A. 18	hW	18-6	Vanderbilt	7-3
A. 24	aL	2-11	Alabama	7-4
A. 25	aW	12-8	Alabama	8-4
A. 25	aW	7-0	Alabama	9-4
A. 27	aL	1-9	Mississippi State	9-5
M. 1	hW	4-3	Alabama	10-5
M. 2	hW	5-4	Alabama	11-5
M. 8	aL	4-5	Georgia	11-6
M. 9	aL	4-5	Georgia	11-7
M. 15	hL	2-9	Georgia	11-8
M. 16	hW	6-2	Georgia	12-8

1915 (7-8-2)

Home: 4-6-1; Away: 3-2-1; Neutral: 0-0

M. 18	hL	2-7	Buffalo [exh]	0-0
M. 19	hL	0-8	Buffalo [exh]	0-0
M. 26	hW	6-2	Georgetown	1-0
M. 27	hL	2-9	Georgetown	1-1
A. 3	hL	4-5	Tennessee	1-2
A. 9	hL	1-2	Alabama	1-3
A. 10	hW	7-6	Alabama	2-3
A. 14	hW	8-6	Mississippi St.	3-3
A. 15	hL	5-7	Mississippi St. (10)	3-4
A. 16	aT	6-6	Auburn	3-4-1
A. 17	aW	12-2	Auburn	4-4-1
A. 18	aW	7-1	Auburn	5-4-1
A. 21	aW	7-2	Vanderbilt	6-4-1
A. 24	hW	4-3	Vanderbilt (11)	7-4-1
A. 30	hL	1-3	Mercer	7-5-1
M. 1	hL	3-7	Mercer	7-6-1
M. 8	hT	1-1	Georgia (13)	7-6-2
M. 14	aL	4-7	Georgia	7-7-2
M. 15	aL	2-5	Georgia	7-8-2

1916 (14-6)

Home: 9-4; Away: 5-2; Neutral: 0-0

A. 1	hW	7-6	W.Va. Wesleyan	1-0
A. 2	hL	2-3	W.Va. Wesleyan	1-1
A. 8	aW	6-0	Mercer	2-1
A. 14	hW	6-4	Auburn	3-1
A. 15	hL	9-10	Auburn	3-2
A. 16	hL	0-3	Auburn	3-3
A. 21	hW	9-0	Mississippi	4-3
A. 22	hW	4-3	Mississippi	5-3
A. 26	aW	3-1	Sewanee	6-3
A. 27	aW	3-2	Sewanee	7-3
A. 28	aL	3-4	Vanderbilt	7-4
A. 29	aW	5-2	Vanderbilt	8-4
M. 1	hW	6-1	Vanderbilt	9-4
M. 2	hW	4-2	Vanderbilt	10-4
M. 5	hW	14-3	Trinity [Duke]	11-4
M. 6	hW	5-0	Trinity [Duke]	12-4
M. 12	aL	6-8	Georgia	12-5
M. 13	aW	9-7	Georgia	13-5
M. 19	hL	2-4	Georgia	13-6
M. 20	hW	5-1	Georgia	14-6

Home games at Grant Field

1917 (12-7)

Home: 9-5; Away: 1-2; Neutral: 2-0

M. 28	hW	6-3	Oglethorpe	1-0
M. 30	hW	4-3	Bingham-Mebane	2-0
M. 31	hW	11-2	Bingham-Mebane (7)	3-0
M. 31	hL	3-4	Bingham-Mebane	3-1
A. 2	hW	9-1	Indiana	4-1
A. 6	hL	0-2	Mercer	4-2
A. 7	hL	1-3	Mercer	4-3
A. 9	hW	4-0	Stetson	5-3
A. 10	hW	4-3	Stetson (10)	6-3
A. 14	aL	4-5	Auburn (10)	6-4
A. 14	aL	1-4	Auburn	6-5
A. 20	hW	5-0	Sewanee	7-5
A. 21	hW	4-1	Sewanee	8-5
A. 25	5W	3-2	Clemson	9-5
A. 26	5W	5-1	Clemson	10-5
A. 28	hW	4-2	Mercer	11-5
M. 9	aW	5-3	Mercer	12-5
M. 11	hL	0-1	Georgia	12-6
M. 12	hL	1-2	Georgia	12-7

Home games at Grant Field

COACH JOE BEAN
3 seasons; 35-18 (.660)

1918 (10-7)

Home: 6-4; Away: 4-3; Neutral: 0-0

M. 22	hW	3-1	Oglethorpe	1-0
M. 23	hL	2-3	Fort McPherson [exh]	1-0
M. 29	hL	0-8	Mercer	1-1
M. 30	hW	5-2	Mercer	2-1
A. 5	hL	1-7	Davidson	2-2
A. 6	hW	6-1	Davidson	3-2
A. 12	aW	8-4	Auburn	4-2
A. 13	aL	4-10	Auburn	4-3
A. 20	aW	8-3	Auburn	5-3
A. 21	aL	0-6	Auburn (5)	5-4
A. 24	hW	5-1	Oglethorpe	6-4
A. 27	hW	4-1	Vanderbilt	7-4
M. 3	hL	3-4	Mercer	7-5
M. 4	aW	10-0	Mercer	8-5
M. 10	aL	0-2	Georgia	8-6
M. 11	aW	4-3	Georgia	9-6
M. 17	hL	2-4	Georgia	9-7
M. 18	hW	5-4	Georgia (11)	10-7

Home games at Grant Field

1919 (9-9)

Home: 6-2; Away: 3-7; Neutral: 0-0

M. 22	hW	11-4	Camp Gordon [exh]	0-0
M. 28	aL	1-10	Mercer	0-1
M. 29	aL	4-5	Mercer (11)	0-2
A. 5	hW	5-0	Clemson	1-2
A. 6	hW	9-3	Clemson	2-2
A. 11	hW	2-1	Auburn	3-2
A. 12	hW	4-2	Auburn	4-2
A. 18	hW	3-2	Mercer (11)	5-2
A. 19	hW	8-1	Mercer	6-2
A. 26	aW	4-3	Furman	7-2
A. 27	aW	4-2	Furman	8-2
M. 1	aL	1-11	Alabama	8-3
M. 1	aL	2-6	Alabama	8-4
M. 2	aW	6-2	Mississippi State	9-4
M. 3	aL	1-2	Mississippi State	9-5
M. 9	hL	1-2	Georgia	9-6
M. 10	hL	0-8	Georgia	9-7
M. 16	aL	5-7	Georgia	9-8
M. 17	aL	2-5	Georgia	9-9

Home games at Grant Field

1920 (16-2)

Home: 9-1; Away: 7-1; Neutral: 0-0

M. 26	hW	4-2	Erskine	1-0
M. 27	hW	18-0	Erskine	2-0
A. 2	aW	3-0	Mercer	3-0
A. 7	hL	1-5	Philadelphia A's [exh]	3-0
A. 10	hL	1-5	Oglethorpe	3-1
A. 15	hW	8-0	Florida	4-1
A. 16	aW	6-2	Auburn	5-1
A. 17	aL	4-5	Auburn	5-2
A. 23	hW	2-1	Clemson	6-2
A. 24	hW	5-4	Clemson (10)	7-2
A. 26	aW	9-3	Florida	8-2
A. 27	aW	6-3	Florida (12)	9-2
A. 30	hW	6-2	Davidson	10-2
M. 1	hW	5-0	Davidson	11-2
M. 7	hW	5-4	Vanderbilt	12-2
M. 8	hW	4-2	Vanderbilt	13-2
M. 12	aW	4-2	Wofford	14-2
M. 14	aW	12-1	Furman	15-2
M. 15	aW	4-0	Furman	16-2

Home games at Grant Field

YEAR-BY-YEAR RESULTS

COACH KID CLAY
11 seasons; 147-99-5 (.596)

1921 (18-4-1)
Home: 13-2; Away: 5-2-1; Neutral: 0-0

M. 25	hW	18-0	Cincinnati	1-0
M. 26	hW	17-5	Cincinnati	2-0
A. 1	hW	7-0	Clemson	3-0
A. 2	hW	10-1	Clemson	4-0
A. 8	hL	3-6	Oglethorpe	4-1
A. 9	hW	9-3	Oglethorpe	5-1
A. 15	hW	8-3	Auburn	6-1
A. 19	hW	7-6	Auburn	7-1
A. 22	aW	7-2	N.C. State	8-1
A. 23	aW	6-0	N.C. State	9-1
A. 25	aL	1-8	Georgetown	9-2
A. 26	aW	3-2	Georgetown	10-2
A. 27	aT	2-2	Navy (11)	10-2-1
A. 28	aL	6-3	Maryland	10-3-1
A. 29	aW	2-0	Washington & Lee	11-3-1
A. 30	aW	6-3	Wash. & Lee (12)	12-3-1
M. 6	hW	10-0	N.C. State	13-3-1
M. 7	hL	1-4	N.C. State	13-4-1
M. 13	hW	4-1	Washington & Lee	14-4-1
M. 14	hW	8-4	Washington & Lee	15-4-1
M. 18	hW	5-0	Oglethorpe	16-4-1
M. 20	hW	4-1	Tennessee	17-4-1
M. 21	hW	4-3	Tennessee	18-4-1

Home games at Grant Field

1922 (14-9)
Home: 9-4; Away: 5-5; Neutral: 0-0

M. 16	hL	2-4	Detroit Tigers [exh]	0-0
M. 17	hL	4-7	Detroit Tigers [exh]	0-0
M. 24	hW	9-4	Clemson	1-0
M. 25	hW	6-2	Clemson	2-0
A. 1	hL	6-7	Auburn	2-1
A. 7	hW	10-3	Mercer	3-1
A. 8	hW	1-0	Mercer	4-1
A. 15	aL	5-8	Auburn	4-2
A. 16	aW	5-4	Auburn	5-2
A. 20	hL	3-4	Harvard	5-3
A. 21	aL	4-7	Tennessee (5)	5-4
A. 22	aW	8-4	Tennessee	6-4
A. 24	aL	7-8	Georgetown	6-5
A. 25	aL	3-5	Georgetown	6-6
A. 26	aW	13-1	Navy	7-6
A. 27	aW	8-3	Maryland	8-6
A. 28	aL	5-6	Washington & Lee	8-7
A. 29	aW	4-3	Wash. & Lee (10)	9-7
M. 5	hW	4-1	Tennessee	10-7
M. 6	hW	9-5	Tennessee	11-7
M. 12	hL	2-3	Washington & Lee	11-8
M. 13	hW	3-0	Washington & Lee	12-8
M. 18	hW	10-3	Oglethorpe	13-8
M. 19	hL	3-6	Oglethorpe	13-9
M. 20	hW	13-6	Oglethorpe	14-9

Home games at Grant Field

1923 (16-2-2)
Home: 12-2; Away: 3-0-1; Neutral: 1-0-1

M. 28	hW	7-3	Penn State	1-0
M. 29	hW	14-2	Penn State	2-0
M. 31	hL	2-3	Pennsylvania (11)	2-1
A. 5	hW	4-3	Maryland	3-1
A. 6	hW	1-0	Dartmouth (11)	4-1
A. 7	hW	3-2	Dartmouth (10)	5-1
A. 14	hL	3-7	Auburn	5-2
A. 20	hW	2-0	Florida	6-2
A. 21	hW	13-0	Florida	7-2
A. 23	aT	2-2	Auburn (5)	7-2-1
A. 24	6T	1-1	Auburn (6)	7-2-2
A. 25	aW	6-3	Alabama	8-2-2
A. 26	6W	11-2	Alabama	9-2-2
A. 27	aW	9-3	Mercer	10-2-2
A. 28	aW	9-2	Mercer	11-2-2
M. 5	hW	9-3	North Carolina	12-2-2
M. 11	hW	9-5	Kentucky	13-2-2
M. 12	hW	10-2	Kentucky	14-2-2
M. 18	hW	4-2	Oglethorpe	15-2-2
M. 19	hW	3-0	Oglethorpe	16-2-2
J. 9	hL	1-4	North Carolina [exh]	16-2-2

Home games at Grant Field

1924 (9-14)
Home: 6-7; Away: 3-6; Neutral: 0-1

M. 21	hL	2-4	Ohio State	0-1
M. 22	hW	6-3	Ohio State	1-1
M. 28	hL	3-7	Dartmouth	1-2
M. 29	4L	7-11	Dartmouth (7)	1-3
A. 5	aW	17-5	Auburn	2-3
A. 6	aW	2-0	Auburn	3-3
A. 13	hL	3-4	Notre Dame	3-4
A. 19	hW	2-1	Penn State (11)	4-4
A. 20	hW	5-0	Penn State	5-4
A. 25	aL	4-5	N.C. State	5-5
A. 26	aL	4-5	N.C. State	5-6
A. 28	aL	4-8	Virginia	5-7
A. 29	aW	3-1	Virginia	6-7
M. 1	aL	4-8	Pennsylvania	6-8
M. 2	aL	1-4	Penn State	6-9
M. 3	aL	0-6	Penn State	6-10
M. 6	hL	4-7	Virginia (11)	6-11
M. 7	hW	2-1	Virginia	7-11
M. 9	hL	6-8	Alabama (10)	7-12
M. 14	hW	7-6	Auburn	8-12
M. 15	hW	2-0	Auburn	9-12
M. 16	hL	0-1	Oglethorpe	9-13
M. 17	hL	1-5	Oglethorpe	9-14

Home games at Grant Field

1925 (14-7)
Home: 10-3; Away: 4-4; Neutral: 0-0

M. 20	hW	4-0	Clemson	1-0
M. 21	hW	6-0	Clemson	2-0
M. 27	hW	12-2	Furman	3-0
M. 28	hW	12-3	Furman	4-0
A. 3	hW	7-5	Dartmouth	5-0
A. 4	hL	0-1	Dartmouth	5-1
A. 11	hW	6-1	Notre Dame	6-1
A. 15	hW	21-4	Maryland	7-1
A. 17	aW	9-2	Alabama	8-1
A. 18	aL	10-17	Alabama	8-2
A. 22	hW	8-7	Oglethorpe	9-2
A. 23	hL	1-4	Oglethorpe	9-3
A. 24	hW	25-2	Auburn	10-3
A. 25	aW	10-8	Auburn	11-3
A. 30	aW	4-3	Kentucky	12-3
M. 1	aL	1-2	Vanderbilt	12-4
M. 2	aW	9-5	Vanderbilt	13-4
M. 8	aL	0-4	Georgia	13-5
M. 9	aL	3-7	Georgia	13-6
M. 15	hW	10-9	Georgia	14-6
M. 16	hL	4-6	Georgia	14-7

Home games at Grant Field
Tech lost exhibition to Atlanta Crackers

1926 (21-4-1)
Home: 12-1-1; Away: 5-3; Neutral: 4-0

M. 19	hW	5-2	Clemson	1-0
M. 20	hL	5-6	Clemson (10)	1-1
M. 26	hW	10-1	Ohio State (7)	2-1
M. 27	hW	11-4	Ohio State	3-1
A. 2	hW	7-0	Notre Dame	4-1
A. 3	hW	12-4	Notre Dame	5-1
A. 9	hW	5-0	Auburn	6-1
A. 10	hW	13-7	Auburn	7-1
A. 14	hW	7-5	Alabama	8-1
A. 15	hT	8-8	Alabama (10)	8-1-1
A. 16	6W	12-6	Alabama	9-1-1
A. 17	6W	12-10	Alabama	10-1-1
A. 21	hW	8-4	Oglethorpe	11-1-1
A. 22	hW	7-3	Oglethorpe	12-1-1
A. 23	hW	13-3	Vanderbilt	13-1-1
A. 24	hW	10-6	Vanderbilt	14-1-1
A. 26	aW	10-5	North Carolina	15-1-1
A. 27	aW	11-3	North Carolina	16-1-1
A. 28	aW	10-2	N.C. State	17-1-1
A. 29	aW	7-5	N.C. State	18-1-1
A. 30	aL	6-7	Virginia	18-2-1
M. 1	aW	7-6	Virginia	19-2-1
M. 7	aL	1-2	Georgia	19-3-1
M. 8	aL	3-5	Georgia	19-4-1
M. 14	2W	7-6	Georgia	20-4-1
M. 15	2W	4-3	Georgia	21-4-1

Home games at Grant Field

1927 (18-10)
Home: 14-3; Away: 3-3; Neutral: 1-4

M. 12	aL	2-6	Atlanta Crackers [exh]	0-0
M. 18	hW	11-5	Clemson	1-0
M. 19	hW	10-1	Clemson	2-0
M. 25	hW	14-1	Ohio State	3-0
M. 26	hW	9-3	Ohio State	4-0
M. 28	hW	6-3	Washington & Lee	5-0
M. 29	hL	0-2	Washington & Lee	5-1
A. 1	hL	3-10	Mississippi A&M	5-2
A. 2	hL	5-7	Mississippi A&M	5-3
A. 8	6L	2-10	Auburn	5-4
A. 9	6L	5-7	Auburn	5-5
A. 11	hW	3-2	Kentucky	6-5
A. 12	hW	7-5	Kentucky	7-5
A. 15	hW	4-3	Oglethorpe	8-5
A. 16	hW	6-1	Oglethorpe	9-5
A. 20	hW	9-4	Alabama	10-5
A. 21	hW	7-6	Alabama	11-5
A. 22	aL	5-8	Alabama	11-6
A. 23	aW	6-3	Alabama	12-6
A. 25	aL	2-7	Vanderbilt	12-7
A. 26	aW	10-3	Vanderbilt	13-7
A. 29	4L	9-10	Georgia	13-8
A. 30	4L	1-8	Georgia (8)	13-9
M. 4	hW	9-8	North Carolina	14-9
M. 5	hW	12-4	North Carolina (8)	15-9
M. 6	hW	8-7	N.C. State	16-9
M. 7	4W	8-4	N.C. State	17-9
M. 13	aW	10-5	Georgia	18-9
M. 14	aL	8-10	Georgia	18-10

Home games at Grant Field

1928 (15-6)
Home: 12-2; Away: 2-3; Neutral: 1-1

M. 23	hW	14-4	Clemson	1-0
M. 24	hW	7-5	Clemson	2-0
M. 29	hW	12-11	Oglethorpe	3-0
M. 30	hW	5-4	Oglethorpe	4-0
A. 7	hW	8-2	Maryland	5-0
A. 13	hL	3-7	Mercer	5-1
A. 17	aL	4-15	Auburn	5-2
A. 18	aW	11-2	Auburn	6-2
A. 21	hW	7-5	Auburn	7-2
A. 25	aL	3-4	Alabama	7-3
A. 26	aW	5-3	Alabama	8-3
A. 28	hL	1-7	Alabama	8-4
M. 2	hW	1-0	Tennessee	9-4
M. 3	hW	5-4	Tennessee	10-4
M. 4	hW	9-4	Vanderbilt	11-4
M. 5	hW	10-8	Vanderbilt	12-4
M. 11	hW	4-0	South Carolina	13-4
M. 12	hW	3-2	South Carolina	14-4
M. 18	aL	5-9	Georgia	14-5
M. 25	4L	2-3	Georgia	14-6
M. 26	4W	7-5	Georgia	15-6

Home games at Grant Field

1929 (6-14-1)
Home: 3-4; Away: 3-7; Neutral: 0-3-1

M. 25	aT	6-6	Atlanta Crackers [exh]	0-0
M. 29	4T	5-5	Oglethorpe	0-0-1
M. 30	4L	4-5	Oglethorpe	0-1-1
A. 3	aL	3-23	Auburn	0-2-1
A. 4	aL	10-16	Auburn	0-3-1
A. 5	aL	3-4	Florida (7)	0-4-1
A. 6	aW	3-1	Florida	1-4-1
A. 12	hW	5-2	Clemson	2-4-1
A. 13	hL	4-7	Clemson	2-5-1
A. 19	hW	12-7	Auburn	3-5-1
A. 20	hW	8-3	Auburn	4-5-1
A. 24	hL	4-7	Alabama	4-6-1
A. 25	hL	3-9	Alabama	4-7-1
A. 26	aL	3-6	Alabama	4-8-1
A. 27	aW	4-2	Alabama	5-8-1
M. 2	hL	3-17	South Carolina	5-9-1
M. 3	4L	2-8	Georgia	5-10-1
M. 4	4L	1-12	Georgia	5-11-1
M. 10	aL	0-3	Vanderbilt	5-12-1
M. 11	aL	1-6	Vanderbilt	5-13-1
M. 17	aW	9-5	Georgia	6-13-1
M. 18	aL	1-3	Georgia	6-14-1

Home games at Grant Field

1930 (8-16)
Home: 7-11; Away: 1-5; Neutral: 0-0

M. 28	hW	10-9	Clemson	1-0
M. 29	hW	4-1	Clemson	2-0
A. 3	hW	2-1	Florida	3-0
A. 4	hL	1-3	Florida	3-1
A. 7	hL	4-5	Oglethorpe (8)	3-2
A. 8	hL	3-5	Oglethorpe	3-3
A. 9	hL	3-14	Oglethorpe	3-4
A. 11	aW	2-1	South Carolina	4-4
A. 12	aL	4-5	South Carolina	4-5
A. 16	hL	4-7	Auburn	4-6
A. 17	hW	6-2	Auburn	5-6
A. 18	hL	3-4	Illinois (5)	5-7
A. 19	hW	9-8	Illinois	6-7
A. 21	hW	7-6	Alabama	7-7
A. 22	hL	2-7	Alabama	7-8
A. 23	hL	1-3	Notre Dame	7-9
A. 24	hL	3-5	Notre Dame	7-10
A. 25	aL	2-16	Alabama	7-11
A. 26	aL	3-15	Alabama	7-12
M. 2	hW	10-5	Vanderbilt	8-12
M. 3	hL	1-6	Vanderbilt (8)	8-13
M. 9	aL	6-7	Georgia	8-14
M. 10	aL	3-4	Georgia	8-15
M. 16	hL	3-7	Georgia	8-16

1931 (8-13)
Home: 6-6; Away: 2-7; Neutral: 0-0

M. 23	hL	1-9	Reading [exh]	0-0
M. 24	hL	6-7	Reading [exh]	0-0
M. 25	hL	4-6	Reading [exh]	0-0
A. 2	hL	1-11	South Carolina	0-1
A. 3	hL	3-4	South Carolina	0-2
A. 10	aL	7-9	Mercer	0-3
A. 11	aW	13-1	Mercer	1-3
A. 13	aL	6-8	Florida	1-4
A. 14	aL	8-9	Florida	1-5
A. 17	hW	8-7	Oglethorpe (8)	2-5
A. 18	hL	4-6	Oglethorpe	2-6
A. 20	hW	7-3	Mercer	3-6
A. 21	hW	10-7	Mercer	4-6
A. 22	hW	8-4	Florida	5-6
A. 23	hL	3-4	Florida	5-7
A. 24	hW	11-7	Auburn	6-7
A. 25	hL	8-13	Auburn	6-8
M. 1	aL	6-7	Georgia	6-9
M. 2	aW	5-3	Georgia	7-9
M. 8	aL	5-8	Oglethorpe	7-10
M. 11	aL	5-11	Auburn	7-11
M. 12	aL	0-13	Auburn	7-12
M. 15	hL	0-17	Georgia	7-13
M. 16	hW	11-4	Georgia	8-13

COACH BOBBY DODD
7 seasons; 43-64-2 (.404)

1932 (4-11-2)
Home: 3-6-2; Away: 1-3; Neutral: 0-2

M. 31	hT	4-4	Michigan State	0-0-1
A. 1	hW	3-0	Goodyear [Cartersville]	1-0-1
A. 2	aW	16-11	Goodyear [Rockmart]	2-0-1
A. 8	hL	0-8	Oglethorpe	2-1-1
A. 9	hW	5-3	Oglethorpe	3-1-1
A. 15	hT	6-6	Auburn	3-1-2
A. 16	hL	10-12	Auburn	3-2-2
A. 16	hW	5-4	Auburn	4-2-2
A. 22	2L	2-7	Oglethorpe	4-3-2
A. 23	2L	1-17	Oglethorpe	4-4-2
A. 26	hL	4-6	Florida	4-5-2
A. 26	hL	1-7	Florida (7)	4-6-2
A. 29	aL	7-8	Auburn (10)	4-7-2
M. 6	hL	3-8	Georgia	4-8-2
M. 7	hL	2-9	Georgia	4-9-2
M. 13	aL	0-5	Georgia	4-10-2
M. 14	aL	9-10	Georgia	4-11-2

Tech lost two exhibitions to Atlanta Crackers

1933 (4-10, 3-7 SEC)
Home: 4-3; Away: 0-5; Neutral: 0-2

A. 7	hW	4-3	Auburn	1-0
A. 8	hL	7-11	Auburn	1-1
A. 14	aL	2-6	Alabama	1-2
A. 21	hW	6-4	Oglethorpe	2-2
A. 22	hL	0-8	Oglethorpe	2-3
A. 25	hW	6-4	Alabama	3-3
A. 28	aL	3-4	Auburn (10)	3-4
A. 29	aL	5-9	Auburn	3-5
M. 1	2L	3-4	Oglethorpe (15)	3-6
M. 1	2L	4-5	Oglethorpe	3-7
M. 5	aL	1-4	Georgia	3-8
M. 6	aL	2-10	Georgia	3-9
M. 12	hL	3-13	Georgia	3-10
M. 13	hW	9-3	Georgia	4-10

1934 (10-10, 8-9 SEC)
Home: 5-6; Away: 4-3; Neutral: 1-1

A. 6	hW	10-4	Auburn	1-0
A. 7	hL	4-7	Auburn	1-1
A. 9	hW	3-2	Florida	2-1
A. 10	hL	6-18	Florida (7)	2-2
A. 13	aW	9-5	Alabama	3-2
A. 14	aL	2-11	Alabama	3-3
A. 16	aW	9-7	Vanderbilt	4-3
A. 17	aW	5-3	Vanderbilt	5-3
A. 20	hL	3-4	Alabama	5-4
A. 21	hL	1-8	Alabama	5-5
A. 23	hW	3-2	Oglethorpe	6-5
A. 28	aL	0-1	Auburn	6-6
M. 4	hW	9-7	Georgia	7-6
M. 5	hL	3-4	Georgia	7-7
M. 7	2W	7-4	Oglethorpe	8-7
M. 8	2L	2-4	Oglethorpe	8-8
M. 11	aW	9-8	Georgia (10)	9-8

RECORDS

YEAR-BY-YEAR RESULTS

M. 12	aL	3-4	Georgia	9-9
M. 18	hW	3-2	Vanderbilt	10-9
M. 19	hL	5-6	Vanderbilt	10-10

1935 (7-6, 3-3 SEC)

Home: 4-2; Away: 2-3; Neutral: 1-1

A. 2	aL	3-10	Alabama	0-1
A. 5	aL	0-4	Clemson	0-2
A. 17	hW	1-0	Cincinnati	1-2
A. 18	2L	2-5	Oglethorpe	1-3
A. 19	2W	6-1	Oglethorpe	2-3
A. 22	aW	6-3	Auburn	3-3
A. 23	aW	4-3	Auburn	4-3
A. 26	hL	2-10	Clemson	4-4
A. 27	hW	6-0	Clemson	5-4
A. 27	hW	2-1	Clemson	6-4
M. 3	hW	9-8	Georgia	7-4
M. 4	aL	2-8	Georgia	7-5
M. 11	hL	1-4	Georgia	7-6

1936 (no team)

1937 (4-7, 4-7 SEC)

Home: 2-3; Away: 2-4; Neutral: 0-0

A. 7	hL	2-3	Auburn	0-1
A. 16	aL	10-11	Florida	0-2
A. 17	aL	4-5	Florida	0-3
A. 26	hL	1-7	Alabama	0-4
A. 27	hL	1-3	Alabama	0-5
M. 1	aL	5-6	Auburn	0-6
M. 1	aW	3-2	Auburn (7)	1-6
M. 7	hW	5-4	Georgia (12)	2-6
M. 8	aL	8-13	Georgia	2-7
M. 14	aW	16-11	Georgia	3-7
M. 15	hW	6-5	Georgia (10)	4-7

1938 (7-10, 5-8 SEC)

Home: 6-4; Away: 1-6; Neutral: 0-0

A. 13	hL	4-7	Florida	0-1
A. 14	hL	1-11	Florida	0-2
A. 15	hW	7-2	Vanderbilt	1-2
A. 16	hW	4-0	Vanderbilt	2-2
A. 22	hW	7-2	South Carolina	3-2
A. 23	hL	2-3	South Carolina	3-3
A. 27	aL	3-6	Alabama	3-4
A. 28	aL	3-9	Alabama	3-5
A. 29	aW	9-6	Auburn	4-5
A. 30	aL	2-9	Auburn	4-6
M. 6	aL	3-8	Vanderbilt	4-7
M. 11	hW	6-2	Auburn	5-7
M. 12	hW	5-4	Auburn	6-7
M. 13	aL	8-10	Georgia	6-8
M. 14	hL	4-6	Georgia	6-9
M. 20	hW	9-4	Georgia	7-9
M. 21	aL	5-6	Georgia	7-10

1939 (7-10, 3-9 SEC)

Home: 5-3; Away: 2-7; Neutral: 0-0

A. 7	aL	2-14	Florida (7)	0-1
A. 8	aL	3-5	Florida	0-2
A. 14	aL	2-5	Auburn	0-3
A. 15	aL	4-11	Auburn	0-4
A. 17	aL	3-12	Vanderbilt	0-5
A. 18	aW	7-3	Vanderbilt	1-5
A. 21	aL	7-9	South Carolina	1-6
A. 22	aW	12-4	South Carolina	2-6
A. 28	hL	4-10	Vanderbilt	2-7
M. 1	hL	2-11	Auburn	2-8
M. 2	hW	5-4	Auburn	3-8
M. 5	hW	8-4	Pensacola NAS	4-8
M. 6	hW	7-6	Pensacola NAS	5-8
M. 9	hW	10-4	Presbyterian	6-8
M. 12	hW	9-3	Georgia	7-8
M. 19	aL	0-3	Georgia	7-9
M. 20	hL	2-11	Georgia	7-10

COACH ROY MUNDORFF
4 seasons; 26-36-1 (.421)

1940 (5-10-1, 5-9-1 SEC)

Home: 5-6; Away: 0-4-1; Neutral: 0-0

M. 29	hL	3-4	Presbyterian	0-1
A. 5	hW	4-2	Auburn	1-1
A. 6	hL	1-7	Auburn	1-2
A. 8	hL	5-9	Tennessee	1-3
A. 9	hW	8-0	Tennessee	2-3
A. 12	aT	1-1	Florida (6)	2-3-1
A. 13	aL	1-7	Florida	2-4-1
A. 20	aL	0-2	Auburn	2-5-1
A. 26	hW	6-0	Vanderbilt	3-5-1
A. 27	hW	7-5	Vanderbilt	4-5-1
M. 3	aL	2-5	Georgia	4-6-1
M. 4	hL	3-4	Georgia	4-7-1
M. 6	hW	9-8	Florida	5-7-1
M. 7	hL	5-8	Florida	5-8-1
M. 10	hL	3-4	Georgia	5-9-1
M. 11	aL	3-11	Georgia	5-10-1

1941 (10-8, 10-8 SEC)

Home: 4-6; Away: 6-2; Neutral: 0-0

A. 4	hW	9-4	Tennessee	1-0
A. 5	hW	16-6	Tennessee	2-0
A. 9	aW	8-7	Vanderbilt	3-0
A. 10	aW	11-4	Vanderbilt	4-0
A. 11	aW	12-5	Kentucky	5-0
A. 12	aW	—	Kentucky	6-0
A. 16	aW	5-3	Auburn	7-0
A. 17	aW	7-4	Auburn	8-0
A. 23	hL	3-5	Florida	8-1
A. 24	hW	4-1	Florida	9-1
A. 25	hW	7-5	Vanderbilt	10-1
A. 26	hL	4-7	Vanderbilt	10-2
A. 28	hL	6-9	Auburn	10-3
A. 29	hL	3-7	Auburn	10-4
M. 2	hL	7-9	Georgia	10-5
M. 3	aL	5-20	Georgia	10-6
M. 9	aL	2-5	Georgia	10-7
M. 10	hL	7-9	Georgia	10-8

1942 (8-10, 7-7 SEC)

Home: 7-3; Away: 1-7; Neutral: 0-0

A. 3	hW	9-6	Presbyterian	1-0
A. 4	hL	4-14	Presbyterian	1-1
A. 6	hW	10-7	Kentucky	2-1
A. 7	hW	6-5	Kentucky	3-1
A. 10	aL	1-7	Auburn	3-2
A. 11	aL	4-8	Auburn	3-3
A. 17	hW	8-1	Vanderbilt	4-3
A. 18	hW	6-4	Vanderbilt	5-3
A. 20	hW	15-10	Auburn	6-3
A. 21	hL	9-11	Auburn	6-4
A. 24	aW	10-7	Vanderbilt	7-4
A. 25	aL	7-10	Vanderbilt	7-5
A. 29	aL	5-19	Georgia	7-6
M. 1	hL	1-5	Georgia	7-7
M. 2	aL	0-13	Georgia	7-8
M. 5	hW	7-4	Georgia	8-8
M. 8	aL	2-5	Pensacola NAS	8-9
M. 9	aL	6-7	Pensacola NAS (10)	8-10

1943 (3-8, 2-5 SEC)

Home: 1-3; Away: 2-5; Neutral: 0-0

A. 7	aL	3-10	Fort Benning	0-1
A. 9	hL	1-10	Alabama	0-2
A. 16	aL	1-2	Vanderbilt (6)	0-3
A. 17	aL	2-3	Vanderbilt (11)	0-4
A. 24	hL	4-5	Clemson	0-5
A. 30	hW	8-0	Vanderbilt	1-5
M. 1	hL	2-8	Vanderbilt	1-6
M. 7	aW	14-6	Clemson	2-6
M. 8	aL	10-11	Clemson	2-7
M. 14	aW	15-4	Alabama	3-7
M. 15	aL	2-6	Alabama	3-8

1944 & 1945 (no teams)

COACH JOE PITTARD
16 seasons; 169-173-7 (.494)

1946 (10-2, 0-0 SEC)

Home: 6-1; Away: 3-1; Neutral: 1-0

J. 31	hW	12-4	Dortch's Bakery	1-0
A. 2	hW	4-0	Covington Mills	2-0
A. 6	hW	2-1	Georgia	3-0
A. 9	aW	14-6	Georgia	4-0
A. 13	hW	8-2	North Georgia College	5-0
A. 14	aW	22-7	Georgia	6-0
A. 16	hW	9-3	Georgia	7-0
A. 21	hW	14-4	North Georgia College	8-0
A. 24	aW	11-9	Covington Mills	9-0
A. 25	25W	10-9	Chicopee Mills	10-0
A. 27	aL	2-3	Marietta	10-1
A. 29	hL	1-6	Chicopee Mills	10-2

Season played in July and August

1947 (7-6, 6-6 SEC)

Home: 4-3; Away: 3-3; Neutral: 0-0

M. 6	hW	8-7	Georgia Teachers Coll.	1-0
M. 9	aL	8-10	Vanderbilt	1-1
M. 10	aW	6-5	Vanderbilt	2-1
M. 16	aW	6-4	Georgia	3-1
M. 17	hL	2-11	Georgia	3-2
M. 19	aL	4-8	Auburn	3-3
M. 20	aL	4-17	Auburn	3-4
M. 23	hW	8-5	Vanderbilt	4-4
M. 24	hL	5-10	Vanderbilt	4-5
M. 26	hW	12-2	Auburn	5-5
M. 27	hL	5-14	Auburn	5-6
M. 30	hW	8-7	Georgia	6-6
M. 31	aW	18-5	Georgia	7-6

Season played in May

1948 (11-9, 11-7 SEC)

Home: 8-2; Away: 3-5; Neutral: 0-2

A. 2	hW	8-6	Vanderbilt	1-0
A. 3	hW	8-6	Vanderbilt	2-0
A. 14	hW	9-1	Tennessee	3-0
A. 15	hW	9-7	Tennessee	4-0
A. 16	aL	4-17	Auburn	4-1
A. 17	aW	10-8	Auburn	5-1
A. 23	aW	14-8	Tennessee	6-1
A. 24	aL	4-8	Tennessee	6-2
A. 30	hL	5-8	Kentucky	6-3
M. 1	hW	18-6	Kentucky	7-3
M. 8	aL	4-5	Kentucky	7-4
M. 8	aW	12-8	Kentucky	8-4
M. 14	hL	9-11	Georgia	8-5
M. 15	hW	14-10	Georgia	9-5
M. 17	hW	13-8	Auburn	10-5
M. 18	hW	12-6	Auburn	11-5
M. 21	aL	11-13	Georgia	11-6
M. 22	aL	3-8	Georgia	11-7
J. 10	36L	0-15	North Carolina*	11-8
J. 11	36L	2-3	Geo. Washington (11)*	11-9

**Southern Championship (NCAA play-in)*

1949 (10-14, 9-11 SEC)

Home: 6-6; Away: 4-8; Neutral: 0-0

M. 21	aW	13-9	Rollins	1-0
M. 22	aL	8-10	Rollins	1-1
M. 23	aL	1-6	Florida	1-2
M. 24	aL	1-11	Florida	1-3
M. 25	hL	5-9	Michigan State	1-4
M. 26	hL	2-7	Michigan State	1-5
A. 8	hL	7-14	Kentucky	1-6
A. 9	hL	8-9	Kentucky	1-7
A. 13	hW	9-4	Tennessee	2-7
A. 14	hW	19-16	Tennessee	3-7
A. 15	hL	8-12	Auburn	3-8
A. 16	hW	5-3	Auburn	4-8
A. 20	aW	5-3	Tennessee	5-8
A. 21	aL	8-9	Tennessee	5-9
A. 25	aW	8-2	Auburn	6-9
A. 26	aL	3-4	Auburn	6-10
A. 29	hL	3-6	Florida	6-11
A. 30	hW	11-1	Florida	7-11
M. 6	aW	18-13	Kentucky	8-11
M. 7	aL	1-9	Kentucky	8-12
M. 13	aL	6-7	Georgia	8-13
M. 14	hW	9-8	Georgia	9-13
M. 20	hW	8-7	Georgia	10-13
M. 21	aL	7-8	Georgia	10-14

1950 (7-11, 7-11 SEC)

Home: 4-5; Away: 3-6; Neutral: 0-0

M. 31	hL	3-5	Vanderbilt	0-1
A. 1	hW	13-9	Vanderbilt	1-1
A. 5	hL	6-10	Kentucky	1-2
A. 6	hL	9-14	Kentucky	1-3
A. 12	hW	6-3	Tennessee	2-3
A. 13	hL	5-17	Tennessee	2-4
A. 14	aL	5-9	Auburn	2-5
A. 15	aW	9-8	Auburn	3-5
A. 21	aW	23-2	Vanderbilt	4-5
A. 22	aL	3-11	Vanderbilt	4-6
A. 26	aL	3-4	Tennessee	4-7
A. 27	aL	8-17	Tennessee	4-8
A. 28	aL	2-7	Kentucky	4-9
M. 5	hW	8-4	Auburn	5-9
M. 6	hL	3-8	Auburn	5-10
M. 13	hW	5-4	Georgia	6-10
M. 17	aW	5-3	Georgia	7-10
M. 18	aL	3-7	Georgia	7-11

1951 (11-12, 8-12 SEC)

Home: 6-4; Away: 5-8; Neutral: 0-0

M. 19	aW	18-7	Stetson	1-0
M. 21	aL	7-10	Florida	1-1
M. 22	aW	10-8	Florida	2-1
M. 23	aW	11-10	Florida Southern	3-1
M. 24	aW	20-2	Florida Southern	4-1
M. 30	hL	2-23	Auburn	4-2
M. 31	hW	11-9	Auburn	5-2
A. 4	hL	11-15	Tennessee	5-3
A. 5	hL	11-12	Tennessee	5-4
A. 13	aL	1-2	Tennessee	5-5
A. 14	aL	3-4	Kentucky	5-6
A. 14	aW	5-4	Kentucky	6-6
A. 18	aL	5-15	Florida	6-7
A. 20	hW	14-11	Vanderbilt	7-7
A. 21	hW	22-8	Vanderbilt	8-7
A. 25	aL	6-7	Florida	8-8
A. 28	aL	1-6	Auburn	8-9
M. 4	aL	6-7	Georgia	8-10
M. 5	aL	4-6	Georgia	8-11
M. 11	hW	4-0	Georgia	9-11
M. 12	hW	8-7	Georgia	10-11
M. 14	hW	16-11	Kentucky	11-11
M. 15	hL	8-9	Kentucky	11-12

1952 (8-11-1, 8-11-1 SEC)

Home: 5-6-1; Away: 3-5; Neutral: 0-0

M. 21	aL	3-9	Florida	0-1
M. 22	aL	2-13	Florida	0-2
M. 31	hT	4-4	Auburn	0-2-1
A. 1	hL	4-11	Auburn	0-3-1
A. 4	aW	10-3	Auburn	1-3-1
A. 5	aW	3-2	Auburn	2-3-1
A. 11	aL	6-7	Tennessee	2-4-1
A. 12	aL	4-5	Tennessee	2-5-1
A. 16	hL	1-12	Tennessee	2-6-1
A. 17	hW	9-5	Tennessee	3-6-1
A. 18	hW	25-11	Kentucky	4-6-1
A. 19	hW	6-5	Kentucky	5-6-1
A. 21	hW	14-4	Vanderbilt	6-6-1
A. 22	hL	8-12	Vanderbilt	6-7-1
A. 25	aW	6-3	Florida	7-7-1
A. 26	aL	5-13	Florida	7-8-1
M. 2	hW	6-5	Georgia	8-8-1
M. 3	hL	7-15	Georgia	8-9-1
M. 9	hL	6-9	Georgia	8-10-1
M. 10	hL	1-5	Georgia	8-11-1

1953 (8-13, 7-10 SEC)

Home: 4-4; Away: 4-9; Neutral: 0-0

M. 23	aL	3-6	Stetson	0-1
M. 24	aW	7-3	Stetson	1-1
M. 25	aL	2-9	Rollins	1-2
M. 26	aL	4-10	Rollins	1-3
M. 27	aL	4-15	Florida	1-4
M. 28	aL	2-13	Florida	1-5
M. 30	hW	6-5	Auburn	2-5
M. 31	hL	7-14	Auburn	2-6
A. 6	hW	5-2	Tennessee	3-6
A. 7	hL	0-3	Tennessee	3-7
A. 13	aL	4-11	Auburn	3-8
A. 14	aW	8-5	Auburn	4-8
A. 17	aL	2-12	Georgia	4-9
A. 18	aL	3-11	Georgia	4-10
A. 24	hW	5-4	Florida	5-10
A. 25	hL	2-11	Florida	5-11
A. 29	aW	4-2	Tennessee	6-11
M. 1	aL	3-14	Kentucky	6-12
M. 2	aW	14-3	Kentucky	7-12
M. 8	hW	4-3	Georgia	8-12
M. 9	hL	2-4	Georgia	8-13

1954 (9-13-1, 6-10 SEC)

Home: 4-5; Away: 5-7-1; Neutral: 0-1

M. 22	aW	14-6	Stetson	1-0
M. 23	aT	4-4	Stetson	1-0-1
M. 24	aL	5-6	Rollins	1-1-1
M. 25	7L	10-11	Ohio State	1-2-1
M. 25	aL	5-6	Rollins	1-3-1
M. 26	aL	5-16	Florida	1-4-1
M. 27	aW	15-4	Florida	2-4-1
A. 2	hW	14-4	Mercer	3-4-1
A. 3	aW	9-5	Mercer	4-4-1
A. 9	hL	2-5	Auburn	4-5-1
A. 10	hW	6-4	Auburn	5-5-1
A. 16	hW	9-0	Kentucky	6-5-1
A. 17	hL	3-4	Kentucky	6-6-1
A. 19	hL	5-15	Florida	6-7-1
A. 20	hW	6-3	Florida	7-7-1
A. 23	aL	1-2	Vanderbilt	7-8-1
A. 24	aW	8-4	Vanderbilt	8-8-1

YEAR-BY-YEAR RESULTS

A. 30	hL	1-3	Georgia	8-9-1
M. 1	hL	3-7	Georgia	8-10-1
M. 7	aW	9-6	Auburn	9-10-1
M. 8	aL	9-21	Auburn	9-11-1
M. 14	aL	0-5	Georgia	9-12-1
M. 15	aL	0-3	Georgia	9-13-1

1955 (15-9, 10-6 SEC)

Home: 7-3; Away: 7-6; Neutral: 1-0

M. 21	aW	10-0	Stetson	1-0
M. 22	aW	7-4	Stetson	2-0
M. 23	7W	9-3	Ohio State	3-0
M. 23	aL	4-6	Rollins	3-1
M. 25	aL	3-11	Florida	3-2
M. 26	aW	11-7	Florida	4-2
M. 30	hW	5-4	Mercer	5-2
A. 1	aW	5-3	Auburn	6-2
A. 2	aL	3-7	Auburn	6-3
A. 6	aL	10-11	Mercer	6-4
A. 8	hW	17-0	Kentucky	7-4
A. 9	hW	21-3	Kentucky	8-4
A. 11	hL	7-11	Florida	8-5
A. 12	hW	7-6	Florida	9-5
A. 15	hW	6-4	Clemson	10-5
A. 16	aL	4-8	Clemson	10-6
A. 18	hL	8-13	Auburn	10-7
A. 19	hW	12-7	Auburn	11-7
A. 22	aL	1-15	Georgia	11-8
A. 23	aW	5-2	Georgia	12-8
A. 29	aW	13-3	Kentucky	13-8
A. 30	aW	10-2	Kentucky	14-8
M. 6	hL	5-6	Georgia	14-9
M. 7	hW	18-4	Georgia	15-9

1956 (11-12, 4-9 SEC)

Home: 6-3; Away: 5-8; Neutral: 0-1

M. 19	aW	16-8	Stetson	1-0
M. 20	aW	1-0	Stetson	2-0
M. 21	7L	5-6	Ohio State	2-1
M. 22	aW	7-6	Rollins	3-1
M. 23	aL	3-5	Florida	3-2
M. 24	aL	2-3	Florida	3-3
M. 24	aL	6-7	Florida	3-4
M. 30	hW	10-2	Mercer	4-4
A. 2	2L	4-6	Atlanta Crackers [exh]	4-4
A. 13	aL	3-6	Georgia	4-5
A. 14	aL	3-7	Georgia	4-6
A. 18	aW	21-6	Clemson	5-6
A. 20	hW	9-4	Tennessee	6-6
A. 21	hL	1-3	Tennessee	6-7
A. 21	hW	5-4	Tennessee	7-7
A. 25	hW	2-1	Clemson	8-7
A. 27	aL	0-1	Auburn	8-8
A. 28	aL	3-9	Auburn	8-9
A. 28	aW	10-1	Auburn	9-9
M. 1	aL	4-6	Mercer	9-10
M. 4	hL	3-5	Georgia	9-11
M. 5	hW	7-1	Georgia	10-11
M. 9	hW	7-4	Rollins	11-11
M. 10	hL	0-7	Rollins	11-12

1957 (18-8-1, 13-3 SEC)

Home: 8-5; Away: 10-3; Neutral: 0-0-1

M. 18	aW	9-2	Stetson	1-0
M. 19	aW	9-3	Stetson	2-0
M. 20	7T	5-5	Ohio State	2-0-1
M. 21	aL	3-5	Rollins	2-1-1
M. 22	aW	12-1	Florida	3-1-1
M. 23	aW	10-1	Florida	4-1-1
M. 23	aW	8-2	Florida	5-1-1
M. 29	hW	6-4	Wake Forest	6-1-1
M. 30	hL	7-8	Wake Forest	6-2-1
A. 5	hW	6-5	Kentucky	7-2-1
A. 6	hW	13-4	Kentucky	8-2-1
A. 6	hW	9-7	Kentucky	9-2-1
A. 12	hW	10-0	Georgia	10-2-1
A. 13	hL	3-4	Georgia (12)	10-3-1
A. 19	aW	14-0	Tennessee	11-3-1
A. 20	aW	7-2	Tennessee	12-3-1
A. 20	aW	12-7	Tennessee	13-3-1
A. 26	hW	2-1	Auburn	14-3-1
A. 27	hL	2-3	Auburn	14-4-1
A. 27	hW	8-7	Auburn	15-4-1
M. 3	aW	3-0	Georgia	16-4-1
M. 4	aL	0-8	Georgia	16-5-1
M. 6	hL	0-5	Clemson	16-6-1
M. 7	aL	6-7	Clemson (10)	16-7-1
M. 9	aW+	5-4	Alabama	17-7-1
M. 10	hL+	10-11	Alabama	17-8-1
M. 13	hW+	10-1	Alabama	18-8-1

+SEC Playoff
Tech lost exhibition to Atlanta Crackers

1958 (7-17, 5-12 SEC)

Home: 5-5; Away: 2-12; Neutral: 0-0

M. 17	aL	3-5	Stetson	0-1
M. 18	aW	14-4	Stetson	1-1
M. 19	aL	1-8	Florida Southern	1-2
M. 20	aL	3-9	Florida Southern	1-3
M. 21	aL	6-7	Miami	1-4
M. 22	aL	4-7	Miami	1-5
M. 28	hW	5-4	Tennessee (11)	2-5
M. 29	hW	7-2	Tennessee	3-5
M. 29	hW	11-5	Tennessee	4-5
A. 4	hL	4-6	Florida	4-6
A. 5	hL	0-3	Florida	4-7
A. 8	hW	8-1	Clemson	5-7
A. 11	aL	11-14	Auburn	5-8
A. 12	aL	3-11	Auburn	5-9
A. 18	hL	2-3	Auburn (12)	5-10
A. 19	hL	0-15	Auburn	5-11
A. 23	aL	4-7	Georgia	5-12
A. 25	aW	3-2	Kentucky	6-12
A. 26	aL	5-7	Kentucky	6-13
M. 2	aL	3-4	Florida (10)	6-14
M. 3	aL	1-3	Florida	6-15
M. 7	aL	4-7	Georgia	6-16
M. 9	hL	5-7	Georgia	6-17
M. 10	hW	12-11	Georgia	7-17

1959 (17-9-2, 11-4 SEC)

Home: 8-3; Away: 6-4-1; Neutral: 3-2-1

M. 23	aL#	3-4	Miami	0-1
M. 24	8W#	4-0	Yale	1-1
M. 25	aT#	2-2	Miami	1-1-1
M. 25	8T#	4-4	Yale	1-1-2
M. 26	aW#	15-3	Miami	2-1-2
M. 27	aW#	8-5	Yale	3-1-2
M. 27	8W#	4-0	Miami	4-1-2
M. 31	hW	11-3	Vanderbilt	5-1-2
A. 3	aL	1-10	Florida	5-2-2
A. 4	aW	12-4	Florida	6-2-2
A. 10	aW	7-2	Auburn	7-2-2
A. 11	aL	4-9	Auburn	7-3-2
A. 15	aW	4-3	Georgia	8-3-2
A. 17	hW	5-1	Auburn	9-3-2
A. 24	hL	1-4	Kentucky	9-4-2
A. 25	hW	5-4	Kentucky	10-4-2
A. 25	hW	15-1	Kentucky	11-4-2
M. 1	hW	2-1	Florida	12-4-2
M. 2	hW	17-8	Florida	13-4-2
M. 6	aL	3-4	Georgia	13-5-2
M. 8	hW	6-2	Georgia	14-5-2
M. 9	hW	12-7	Georgia	15-5-2
M. 18	aW+	4-3	Mississippi	16-5-2
M. 19	hL+	5-8	Mississippi	16-6-2
M. 20	hL+	7-11	Mississippi	16-7-2
J. 4	9L*	6-9	Clemson	16-8-2
J. 5	9W*	7-2	Geo. Washington	17-8-2
J. 6	9L*	9-16	Florida State	17-9-2

#Miami Sports Carnival
+SEC Playoff
**NCAA District 3 Playoffs*

1960 (14-11, 9-7 SEC)

Home: 6-4; Away: 6-7; Neutral: 2-0

M. 21	aW	12-3	Stetson	1-0
M. 22	aW	9-8	Stetson	2-0
M. 24	8W	13-0	Army	3-0
M. 24	aL	1-5	Miami	3-1
M. 25	8W	5-2	Army	4-1
M. 26	aL	3-4	Miami	4-2
M. 31	aL	0-10	Clemson	4-3
A. 1	hW	3-2	Auburn	5-3
A. 2	hL	4-5	Auburn	5-4
A. 8	hL	10-11	Kentucky	5-5
A. 9	hW	4-3	Kentucky	6-5
A. 11	hW	17-6	Tennessee	7-5
A. 12	hW	6-1	Tennessee	8-5
A. 15	hL	3-11	Florida	8-6
A. 16	hL	8-14	Florida	8-7
A. 22	aW	7-6	Auburn	9-7
A. 23	aW	12-0	Auburn	10-7
A. 25	aW	14-4	Vanderbilt	11-7
A. 29	hW	9-0	Georgia	12-7
M. 3	hW	12-2	Mercer	13-7
M. 6	aW	5-2	Florida	14-7
M. 7	aL	4-5	Florida	14-8
M. 10	aL	7-9	Mercer	14-9
M. 13	aL	4-9	Georgia	14-10
M. 14	aL	8-11	Georgia	14-11

1961 (6-16-2, 6-11 SEC)

Home: 3-5; Away: 3-10-1; Neutral: 0-1-1

M. 20	aL	1-4	Stetson	0-1
M. 21	aL	2-10	Stetson	0-2
M. 23	8T	2-2	Army	0-2-1
M. 23	aL	3-10	Miami	0-3-1
M. 24	8L	6-7	Army (7)	0-4-1
M. 25	aT	5-5	Miami	0-4-2
M. 27	hW	8-5	Vanderbilt	1-4-2
A. 1	hL	6-7	Auburn	1-5-2
A. 1	hL	10-12	Auburn (7)	1-6-2
A. 7	aL	6-14	Georgia	1-7-2
A. 8	aW	6-5	Georgia	2-7-2
A. 14	aL	3-5	Florida	2-8-2
A. 15	aL	0-11	Florida	2-9-2
A. 19	hL	5-12	Georgia (7)	2-10-2
A. 19	hW	6-2	Georgia (7)	3-10-2
A. 21	aL	13-24	Auburn	3-11-2
A. 22	aL	5-9	Auburn	3-12-2
A. 26	aW	12-7	Tennessee	4-12-2
A. 27	aW	8-1	Tennessee	5-12-2
A. 28	aL	15-16	Kentucky (10)	5-13-2
A. 29	aL	0-15	Kentucky (7)	5-14-2
M. 2	hL	5-15	Clemson	5-15-2
M. 5	hW	2-1	Florida	6-15-2
M. 6	hL	1-12	Florida	6-16-2

COACH JIM LUCK
20 seasons; 320-280-5 (.533)

1962 (8-16, 6-11 SEC)

Home: 5-6; Away: 3-10; Neutral: 0-0

M. 19	aL	4-10	Florida State	0-1
M. 20	aL	8-9	Florida State	0-2
M. 21	aL	6-7	Florida State (10)	0-3
M. 23	aL	1-9	Auburn	0-4
M. 24	aL	2-3	Auburn	0-5
M. 27	aL	0-11	Georgia	0-6
M. 30	hL	6-8	Auburn	0-7
A. 4	hW	9-4	Tennessee	1-7
A. 5	hW	5-4	Tennessee	2-7
A. 7	hL	3-4	Kentucky (8)	2-8
A. 7	hW	6-4	Kentucky (7)	3-8
A. 13	hL	1-12	Florida	3-9
A. 14	hL	5-9	Florida	3-10
A. 18	aL	6-7	Georgia	3-11
A. 21	hL	6-9	Clemson	3-12
A. 21	hL	4-18	Clemson (7)	3-13
A. 24	aL	1-2	Georgia	3-14
A. 27	aW	12-1	Vanderbilt	4-14
A. 28	aW	11-9	Vanderbilt	5-14
M. 1	hW	8-7	Georgia	6-14
M. 4	aL	4-15	Florida	6-15
M. 5	aL	2-7	Florida	6-16
M. 8	hW	12-2	Mercer	6-17
M. 12	aW	2-1	Mercer	6-18

1963 (9-18, 4-13 SEC)

Home: 3-9; Away: 5-8; Neutral: 1-1

M. 18	aL	5-7	Florida Southern	0-1
M. 19	7W	9-8	Ohio State	1-1
M. 20	7L	0-5	Ohio State	1-2
M. 21	aW	5-0	Rollins	2-2
M. 22	aL	5-12	Florida	2-3
M. 23	aL	2-14	Florida	2-4
M. 27	hL	4-6	Clemson	2-5
M. 29	hL	3-11	Auburn	2-6
M. 30	hL	3-5	Auburn	2-7
A. 3	aW	10-8	Clemson	3-7
A. 5	hL	8-9	Vanderbilt	3-8
A. 9	aL	0-4	Auburn	3-9
A. 10	aL	4-6	Auburn	3-10
A. 12	hL	3-6	North Carolina	3-11
A. 13	hL	6-15	Georgia	3-12
A. 16	aL	2-4	Georgia	3-13
A. 19	hL	8-11	Florida	3-14
A. 20	hW	7-2	Florida	4-14
A. 24	aL	10-13	Kentucky	4-15
A. 25	aW	5-3	Kentucky	5-15
A. 26	aW	4-2	Tennessee	6-15
A. 27	aW	7-6	Tennessee	7-15
M. 3	hL	0-5	Georgia	7-16
M. 4	aL	8-12	Georgia	7-17
M. 14	hW	5-0	Mercer	8-17
M. 16	hL	5-10	Florida State (7)	8-18
M. 16	hW	5-4	Florida State (7)	9-18

1964 (9-15, 3-10 SEC)

Home: 6-7; Away: 1-8; Neutral: 2-0

M. 23	aL#	0-5	Florida State	0-1
M. 24	aL#	2-3	Florida State	0-2
M. 25	10W#	7-4	N.E. Louisiana State	1-2
M. 26	10W#	3-2	N.E. Louisiana State	2-2
M. 27	aL	1-2	Florida	2-3
A. 2	aL	1-2	Georgia	2-4
A. 3	hW	6-3	Furman	3-4
A. 4	hW	4-3	Furman	4-4
A. 9	hL	1-7	Morehead State	4-5
A. 10	hL	4-10	Auburn	4-6
A. 11	hL	6-8	Auburn	4-7
A. 14	aL	4-22	Clemson	4-8
A. 17	hL	3-17	Florida	4-9
A. 18	hW	4-2	Florida	5-9
A. 21	hL	1-14	Florida State	5-10
A. 24	aL	0-1	Vanderbilt	5-11
A. 25	aW	2-1	Vanderbilt	6-11
A. 29	hW	4-3	Tennessee	7-11
A. 30	hL	3-4	Tennessee	7-12
M. 5	hL	0-4	Georgia	7-13
M. 8	aL	1-5	Auburn	7-14
M. 9	aL	2-10	Auburn	7-15
M. 12	hW	9-7	Mercer	8-15
M. 14	hW	4-3	Clemson	9-15

#Florida State Invitational

1965 (20-8-2)

Home: 12-3-1; Away: 7-5-1; Neutral: 1-0

M. 22	aW	5-3	Jacksonville	1-0
M. 23	aW	8-1	Jacksonville	2-0
M. 24	aW	6-4	Rollins	3-0
M. 25	aW	10-5	Rollins	4-0
M. 26	7W	15-2	Milligan	5-0
M. 27	aW	11-1	Stetson	6-0
M. 30	hW	8-5	William Jewell	7-0
M. 31	hW	1-0	William Jewell	8-0
A. 1	aL	1-10	Georgia	8-1
A. 3	aL	2-4	Clemson	8-2
A. 3	aT	6-6	Clemson	8-2-1
A. 6	hL	4-12	Georgia	8-3-1
A. 9	aL	3-12	Auburn	8-4-1
A. 10	aL	0-4	Auburn	8-5-1
A. 12	hL	1-5	Miami	8-6-1
A. 13	hL	1-2	Miami	8-7-1
A. 16	hW	3-0	North Carolina	9-7-1
A. 17	hW	6-5	North Carolina	10-7-1
A. 19	hW	6-3	Xavier	11-7-1
A. 20	hW	3-1	Georgia	12-7-1
A. 28	hW	12-5	Florida	13-7-1
A. 29	hW	4-3	Florida	14-7-1
M. 1	aW	2-0	Furman	15-7-1
M. 4	aL	5-10	Georgia	15-8-1
M. 7	hW	5-4	Auburn	16-8-1
M. 8	hW	13-5	Auburn	17-8-1
M. 11	hT	4-4	Clemson	17-8-2
M. 12	hW	11-5	Mercer	18-8-2
M. 14	hW	7-1	Berry	19-8-2
M. 15	aW	6-2	Mercer	20-8-2

1966 (14-16)

Home: 10-8; Away: 4-8; Neutral: 0-0

M. 21	aL	1-6	Valdosta State	0-1
M. 22	aL	2-4	Valdosta State (7)	0-2
M. 22	aL	2-4	Valdosta State (7)	0-3
M. 23	aL	1-14	Rollins	0-4
M. 24	aL	0-2	Rollins	0-5
M. 25	aW	6-1	Florida Southern	1-5
M. 26	aL	3-4	Florida Southern	1-6
A. 1	hW	11-2	Milligan	2-6
A. 2	hW	19-1	Milligan	3-6
A. 6	hL	3-4	Georgia	3-7
A. 9	hW	6-0	Furman	4-7
A. 11	hL	0-3	North Carolina	4-8
A. 13	aW	11-2	Georgia	5-8
A. 15	hL	6-8	Notre Dame	5-9
A. 16	hW	9-2	Notre Dame	6-9
A. 18	aL	9-14	Clemson	6-10
A. 23	aL	1-2	Auburn (7)	6-11
A. 23	aW	8-2	Auburn (7)	7-11
M. 2	aW	3-0	Mercer (12)	8-11
M. 4	hL	2-4	Georgia	8-12
M. 6	hL	2-7	Memphis State	8-13
M. 7	hW	2-0	Memphis State	9-13
M. 10	hL	2-4	West Georgia	9-14
M. 11	hW	7-5	Mercer	10-14
M. 14	hL	1-4	Miami (7)	10-15
M. 14	hW	5-3	Miami (7)	11-15
M. 17	hL	0-1	Auburn	11-16
M. 18	hW	13-3	Auburn	12-16
M. 19	hW	10-3	Berry	13-16

RECORDS

YEAR-BY-YEAR RESULTS

M. 20 hW 4-1 Clemson. 14-16

1967 (21-11)

Home: 14-7; Away: 7-4; Neutral: 0-0

M. 18 hW 5-4 East Tennessee St. 1-0
M. 24 aW 9-2 Valdosta State. 2-0
M. 25 aL 4-9 Valdosta State. 2-1
M. 29 hW 14-1 Davidson 3-1
M. 30 hW 9-0 Davidson 4-1
M. 31 hW 10-2 Milligan 5-1
A. 1 hW 14-7 Milligan 6-1
A. 4 aL 1-10 Clemson. 6-2
A. 5 hW 8-2 Georgia 7-2
A. 8 hW 8-2 Parsons 8-2
A. 12 hL 3-7 Furman 8-3
A. 14 hL 2-4 Auburn (13) 8-4
A. 15 hL 6-9 Auburn (12) 8-5
A. 18 aW 4-3 Georgia 9-5
A. 21 hW 6-2 Miami 10-5
A. 22 hW 2-1 Miami (7) 11-5
A. 22 hW 4-2 Miami (7) 12-5
A. 25 hW 13-6 Georgia 13-5
A. 27 aW 6-1 Furman 14-5
A. 29 hW 9-2 David Lipscomb 15-5
M. 2 aL 1-2 Georgia 15-6
M. 5 hL 1-4 Erskine. 15-7
M. 6 hL 0-4 Clemson. 15-8
M. 9 hW 4-0 Mercer. 16-8
M. 10 aW 5-2 Erskine. 17-8
M. 12 aW 3-1 Berry 18-8
M. 13 hW 5-3 West Georgia (7) 19-8
M. 13 hL 0-5 West Georgia (7) 19-9
M. 15 aW 9-2 Mercer. 20-9
M. 17 hL 3-5 Berry 20-10
M. 19 aW 12-8 Auburn. 21-10
M. 20 aL 6-8 Auburn. 21-11

1968 (21-13)

Home: 18-9; Away: 2-4; Neutral: 1-0

M. 18 hW 7-6 East Tenn. State 1-0
M. 19 hW 7-5 East Tenn. State 2-0
M. 20 hW 14-3 Alma College 3-0
M. 21 hL 4-5 Alma College 3-1
M. 23 hW 4-3 Earlham 4-1
M. 24 hW 10-3 DePauw 5-1
M. 25 hW 2-1 Milligan 6-1
M. 26 hW 7-6 Milligan 7-1
M. 29 hW 23-3 Hillsdale 8-1
M. 30 hW 9-1 Hillsdale 9-1
A. 1 hW 6-1 Hillsdale 10-1
A. 1 hL 6-8 William Jewell 10-2
A. 3 hL 9-20 Tennessee 10-3
A. 4 hL 4-5 Tennessee 10-4
A. 6 hL 4-5 UT-Chattanooga 10-5
A. 11 hW 16-4 Anderson College 11-5
A. 12 hW 14-10 Anderson College 12-5
A. 13 hL 2-3 Indiana Central 12-6
A. 15 aL 3-6 Clemson. 12-7
A. 16 hW 5-4 Erskine. 13-7
A. 19 hW 4-3 North Carolina. 14-7
A. 20 hL 3-10 North Carolina. 14-8
A. 23 aW 6-2 Georgia 15-8
A. 25 hW 10-9 Berry 16-8
A. 26 hW 8-0 Jacksonville 17-8
A. 27 hL 0-1 Jacksonville 17-9
M. 1 aL 2-3 Furman 17-10
M. 2 hL 11-14 Georgia 17-11
M. 4 hW 7-0 Clemson. 18-11
M. 7 aW 12-3 Mercer. 19-11
M. 8 aL 4-5 Georgia 19-12
M. 9 hW 6-5 Furman 20-12
M. 13 11W 1-0 Georgia 21-12
M. 17 aL 1-6 Tennessee 21-13

1969 (16-12)

Home: 12-8; Away: 3-4; Neutral: 1-0

M. 22 hW 12-7 Furman 1-0
M. 24 hW 18-2 Hillsdale 2-0
M. 25 hW 11-0 Hillsdale 3-0
M. 26 hL 6-10 Milligan 3-1
M. 27 hW 10-9 Milligan (13) 4-1
M. 28 hL 5-6 Bowling Green (11) 4-2
M. 29 hW 15-1 DePauw 5-2
M. 31 hW 19-5 William & Mary 6-2
A. 2 hW 17-1 Olivett 7-2
A. 3 hW 7-5 West Liberty 8-2
A. 4 hL 4-6 Tulane 8-3
A. 7 hW 8-1 William Jewell. 9-3
A. 8 hL 6-10 North Carolina. 9-4
A. 9 hW 2-1 William Jewell. 10-4
A. 12 aL 5-8 UT-Chattanooga 10-5
A. 14 aW 4-3 Clemson. 11-5
A. 19 hW 9-0 UT-Chattanooga 12-5
A. 24 aW 8-3 Furman 13-5
A. 25 hL 2-3 Jacksonville 13-6
A. 26 hL 0-3 Jacksonville 13-7
A. 28 aL 1-3 Georgia 13-8
M. 2 aL 1-2 Florida State 13-9
M. 3 aW 8-5 Florida State 14-9
M. 5 hL 4-5 Stetson (10) 14-10
M. 6 hL 2-6 Stetson 14-11
M. 12 11W 9-2 Georgia 15-11
M. 13 hW 1-0 Georgia 16-11
M. 14 aL 0-1 Berry 16-12

1970 (17-7-1)

Home: 15-4-1; Away: 2-2; Neutral: 0-1

M. 23 hL 0-5 Northwestern 0-1
M. 24 hW 1-0 Northwestern 1-1
M. 25 hL 7-8 Alma College 1-2
M. 26 hW 10-1 Alma College 2-2
M. 27 hW 6-2 Indiana Central 3-2
M. 28 hW 2-0 Indiana Central 4-2
M. 30 hW 8-4 Milligan 5-2
M. 31 hT 0-0 Milligan 5-2-1
A. 1 hW 3-1 William Jewell 6-2-1
A. 2 hW 10-8 William Jewell 7-2-1
A. 4 hW 5-2 Olivet 8-2-1
A. 7 aL 6-17 Clemson. 8-3-1
A. 10 hW 3-2 Erskine. 9-3-1
A. 11 hW 4-3 Erskine. 10-3-1
A. 14 aW 11-6 Georgia 11-3-1
A. 16 hW 9-3 Furman 12-3-1
A. 18 hW 7-2 East Tenn. State 13-3-1
A. 21 hW 4-3 Georgia 14-3-1
A. 28 aL 1-3 Georgia 14-4-1
M. 4 11L 2-7 Georgia (11) 14-5-1
M. 7 hW 7-1 Clemson. 15-5-1
M. 8 hW 4-1 Middle Tenn. St. 16-5-1
M. 12 aW 3-0 Mercer. 17-5-1
M. 14 hL 4-7 Berry 17-6-1
M. 15 hL 5-9 Mercer. 17-7-1

1971 (31-6)

Home: 24-2; Away: 3-2; Neutral: 4-2

M. 20 hW 7-2 Bowling Green. 1-0
M. 21 hW 11-8 Earlham 2-0
M. 22 hW 9-2 DePauw 3-0
M. 22 hW 4-3 Earlham 4-0
M. 23 hW 3-1 Earlham 5-0
M. 24 hW 6-3 Tennessee 6-0
M. 26 hL 3-11 Cleveland State 6-1
M. 27 hW 8-0 Cleveland State 7-1
M. 28 hW 3-2 North Carolina. 8-1
M. 29 hW 3-0 Milligan 9-1
M. 30 hW 2-1 Milligan 10-1
M. 31 hW 11-0 Wake Forest 11-1
A. 2 hW 8-7 Erskine. 12-1
A. 3 hW 2-0 Erskine. 13-1
A. 5 hW 5-0 Hillsdale 14-1
A. 8 hW 7-3 Hope College 15-1
A. 10 hW 12-6 Olivett 16-1
A. 13 hW 8-4 Clemson. 17-1
A. 15 hW 8-2 Lewis University. 18-1
A. 16 hL 5-9 Lewis University. 18-2
A. 21 aW 4-1 Clemson. 19-2
A. 23 hW 4-3 Jacksonville 20-2
A. 24 hW 8-2 Jacksonville 21-2
A. 27 hW 9-7 Georgia 22-2
M. 4 aW 9-1 Georgia 23-2
M. 7 hW 6-0 Georgia State 24-2
M. 7 hW 6-0 Georgia State 25-2
M. 10 hW 7-0 Georgia 26-2
M. 11 aW 8-2 Georgia State 27-2
M. 14 aL 8-12 Jacksonville 27-3
M. 15 aL 1-7 Jacksonville 27-4
M. 17 11W 3-1 Georgia 28-4
M. 27 9L* 3-4 Miami 28-5
M. 28 9W* 9-4 Maryland 29-5
M. 29 9W* 5-3 Miami 30-5
M. 29 9W* 20-8 Mississippi State 31-5
M. 30 9L* 2-5 Mississippi State 31-6

**NCAA District 3 Playoffs*

1972 (21-10)

Home: 18-6; Away: 2-4; Neutral: 1-0

M. 19 hL 2-7 North Carolina. 0-1
M. 20 hW 18-1 Earlham 1-1
M. 21 hW 7-2 Earlham 2-1
M. 22 hL 1-13 Ohio University 2-2
M. 23 hW 21-10 Duke 3-2
M. 24 hW 20-1 Duke 4-2
M. 26 hW 5-2 Middle Tenn. State. 5-2
M. 27 hW 8-6 Milligan 6-2
M. 28 hW 7-6 Milligan 7-2
A. 1 hW 2-0 Erskine (7) 8-2
A. 1 hW 4-0 Erskine (7) 9-2
A. 3 hW 9-3 Hillsdale 10-2
A. 4 hW 6-5 Hillsdale 11-2
A. 5 hL 6-7 Wake Forest 11-3
A. 6 hW 8-5 Wake Forest 12-3
A. 9 aL 0-1 Clemson. 12-4
A. 14 hL 2-3 Memphis State 12-5
A. 15 hL 3-22 Memphis State 12-6
A. 19 aL 1-3 Georgia 12-7
A. 21 hL 2-6 Jacksonville 12-8
A. 25 hW 6-5 Georgia 13-8
A. 27 hW 9-2 Georgia State 14-8
A. 29 aL 2-4 Florida State 14-9
A. 30 aL 3-8 Florida State 14-10
M. 5 hW 4-0 Mercer. 15-10
M. 7 11W 2-1 Georgia (10) 16-10
M. 8 aW 13-0 Georgia State 17-10
M. 11 aW 5-0 Mercer. 18-10
M. 12 hW 5-4 South Carolina. 19-10
M. 19 hW 4-2 Georgia Southern. . . . 20-10
M. 20 hW 3-2 Georgia Southern. . . . 21-10

1973 (20-6-2)

Home: 16-4-1; Away: 3-2-1; Neutral: 1-0

M. 22 hW 13-4 DePauw 1-0
M. 23 hW 13-6 Cleveland State 2-0
M. 24 hW 12-5 Hillsdale 3-0
M. 24 hL 1-2 Bowling Green. 3-1
M. 26 hW 2-1 Yale. 4-1
M. 27 hW 3-2 Yale. 5-1
M. 28 aW 4-1 UT-Chattanooga 6-1
M. 30 hW 3-1 Milligan 7-1
A. 2 hL 4-6 Virginia. 7-2
A. 3 hT 11-11 Virginia. 7-2-1
A. 6 hW 4-2 Erskine. 8-2-1
A. 9 hW 10-3 Stetson 9-2-1
A. 10 hW 4-2 Stetson 10-2-1
A. 13 hW 7-1 Tulane 11-2-1
A. 14 hW 3-2 Tulane 12-2-1
A. 19 hW 8-2 Old Dominion 13-2-1
A. 21 hW 5-3 W. Carolina (10) 14-2-1
A. 28 hW 1-0 Florida State 15-2-1
A. 29 hW 3-2 Florida State 16-2-1
M. 1 aW 2-1 Georgia 17-2-1
M. 2 hW 4-3 Mercer. 18-2-1
M. 4 aW 7-6 Mercer. 19-2-1
M. 11 aT 2-2 South Carolina (5) . . . 19-2-2
M. 12 aL 3-11 South Carolina. 19-3-2
M. 13 aL 0-2 South Carolina. 19-4-2
M. 14 11W 3-2 Georgia (12) 20-4-2
M. 16 hL 5-6 Georgia Southern. . . . 20-5-2
M. 16 hL 2-13 Georgia Southern. . . . 20-6-2

1974 (20-17)

Home: 20-9; Away: 0-6; Neutral: 0-2

M. 4 hL 6-14 Virginia. 0-1
M. 5 hW 4-2 Virginia. 1-1
M. 6 hW 8-3 Virginia. 2-1
M. 9 hW 10-2 Olivet 3-1
M. 9 hW 1-0 Olivet 4-1
M. 10 hL 5-7 Maryland 4-2
M. 11 hW 15-9 West Georgia 5-2
M. 22 hW 8-0 Earlham 6-2
M. 22 hL 3-7 Cleveland State 6-3
M. 23 hW 7-1 Hillsdale 7-3
M. 23 hL 2-3 Bowling Green. 7-4
M. 24 hW 5-3 Western Michigan 8-4
M. 30 hW 10-4 Hillsdale 9-4
M. 31 hW 7-5 Harvard 10-4
A. 3 hW 11-7 Clemson. 11-4
A. 5 hW 12-4 Erskine. 12-4
A. 6 hW 15-10 Erskine. 13-4
A. 7 aL 5-10 Georgia Southern. 13-5
A. 9 aL 3-12 Clemson. 13-6
A. 10 hW 6-1 Old Dominion 14-6
A. 13 aL 2-4 South Carolina. 14-7
A. 13 aL 1-4 South Carolina. 14-8
A. 15 hW 9-0 UT-Chattanooga 15-8
A. 17 aL 8-10 Clemson. 15-9
A. 19 hL 3-7 Stetson 15-10
A. 20 hW 18-5 Stetson 16-10
A. 23 aL 11-16 Georgia 16-11
A. 25 hW 13-12 Kentucky 17-11
A. 27 hL 5-10 Western Carolina. . . . 17-12
A. 28 hW 10-6 Western Carolina. . . . 18-12
A. 30 hW 10-9 Georgia 19-12
M. 2 hL 12-13 West Georgia 19-13
M. 6 hW 7-4 Mercer. 20-13
M. 11 hL 3-6 South Carolina. 20-14
M. 11 hL 1-12 South Carolina. 20-15
M. 12 11L 3-5 Georgia 20-16
M. 15 12L 7-11 Auburn. 20-17

1975 (12-17)

Home: 11-11; Away: 0-5; Neutral: 1-1

M. 9 hW 14-7 Marietta [Ohio] 1-0
M. 20 hW 22-7 Earlham 2-0
M. 21 hW 41-0 Earlham 3-0
M. 22 hW 11-1 Olivet 4-0
M. 22 hW 10-1 Olivet 5-0
M. 23 hW 6-4 Cleveland State 6-0
M. 25 hL 1-10 Cleveland State 6-1
M. 26 hL 4-5 Old Dominion 6-2
M. 27 aL 0-1 Mercer. 6-3
M. 28 aL 2-3 West Georgia 6-4
M. 29 hW 12-2 Hillsdale 7-4
M. 29 hW 11-5 Anderson College 8-4
M. 31 hW 3-1 Erskine. 9-4
A. 1 hW 11-2 Erskine. 10-4
A. 5 hW 10-7 Hillsdale 11-4
A. 5 hL 4-9 Milligan 11-5
A. 8 hL 3-10 Clemson. 11-6
A. 12 aL 0-11 Florida State 11-7
A. 13 aL 3-9 Florida State 11-8
A. 22 hL 3-18 Clemson. 11-9
A. 23 hL 1-5 Georgia 11-10
A. 26 hL 5-7 Western Carolina 11-11
A. 30 hL 6-9 Georgia Southern. . . . 11-12
M. 6 aL 3-4 Georgia 11-13
M. 9 hL 3-10 Shorter College 11-14
M. 12 11W 9-8 Georgia 12-14
M. 20 hL 0-6 South Carolina. 12-15
M. 20 hL 1-20 South Carolina. 12-16
M. 21 12L 5-6 Auburn. 12-17

1976 (12-22)

Home: 12-14; Away: 0-4; Neutral: 0-4

M. 7 hL 7-9 Virginia. 0-1
M. 7 hW 3-2 Virginia. 1-1
M. 8 hL 4-10 Olivet 1-2
M. 8 hW 7-0 Olivet 2-2
M. 11 hL 3-5 Old Dominion 2-3
M. 12 hL 1-5 Mercer. 2-4
M. 22 hL 6-11 Cleveland State 2-5
M. 23 hW 5-1 Milligan 3-5
M. 24 hW 10-7 Cleveland State 4-5
M. 26 hW 11-9 Erskine. 5-5
M. 27 hW 13-4 Hillsdale 6-5
M. 27 hW 4-3 Hope College 7-5
A. 2 hW 12-3 Northwood Institute 8-5
A. 3 hW 2-1 Hillsdale 9-5
A. 3 hL 5-10 Troy State. 9-6
A. 5 hL 3-12 Clemson. 9-7
A. 8 hL 2-15 West Georgia 9-8
A. 10 hW 14-10 Western Carolina 10-8
A. 11 hW 9-0 Western Carolina 11-8
A. 12 hL 10-12 Clemson. 11-9
A. 16 hL 2-10 UNC-Wilmington 11-10
A. 17 hL 3-6 UNC-Wilmington 11-11
A. 20 hL 7-20 Georgia 11-12
A. 23 aL 6-8 Mercer. 11-13
A. 24 hL 1-3 USC-Aiken 11-14
A. 27 aL 3-6 South Carolina. 11-15
A. 27 aL 0-8 South Carolina. 11-16
M. 2 hL 6-18 Florida State 11-17
M. 2 hW 4-3 Florida State 12-17
M. 5 aL 1-4 Georgia 12-18
M. 10 11L 5-6 Georgia 12-19
M. 13 24L 5-9 West Georgia 12-20
M. 15 13L+ 3-6 Louisville 12-21
M. 18 12L 4-6 Auburn. 12-22

+Metro Tournament

1977 (18-12)

Home: 15-8; Away: 2-1; Neutral: 1-3

M. 5 hW 7-1 Slippery Rock 1-0
M. 9 hW 10-0 Old Dominion 2-0
M. 20 hL 3-6 Milligan 2-1
M. 23 hL 1-7 Cleveland State 2-2
M. 23 hW 7-5 Cleveland State 3-2
M. 24 hW 9-2 Baldwin-Wallace 4-2
M. 25 hW 9-6 Hope College 5-2
A. 1 hW 7-1 Northwood Institute 6-2
A. 2 hW 8-6 Greenville [Ill.] 7-2
A. 5 hW 18-3 Centenary. 8-2
A. 6 1L 0-7 Atlanta Braves [exh] 8-2
A. 7 hW 11-7 Indiana-Purdue 9-2
A. 8 hL 7-8 Clemson. 9-3
A. 11 hW 8-7 Elmhurst. 10-3
A. 13 hW 17-16 Baptist 11-3
A. 14 hW 3-2 Baptist 12-3
A. 16 hW 6-5 USC-Aiken 13-3

YEAR-BY-YEAR RESULTS

A. 18	hL	2-6	West Georgia	13-4
A. 20	aW	8-3	Georgia	14-4
A. 26	aW	11-2	West Georgia	15-4
A. 29	aL	3-11	Mercer	15-5
A. 30	hL	5-14	Western Carolina	15-6
M. 4	hW	11-7	Tennessee Temple	16-6
M. 6	hL	2-8	South Carolina (12)	16-7
M. 7	hL	8-9	South Carolina	16-8
M. 9	hW	9-1	Mercer	17-8
M. 10	hL	1-12	Georgia	17-9
M. 13	13W+	3-2	St. Louis	18-9
M. 13	13L+	2-9	Memphis State	18-10
M. 14	13L+	3-15	Louisville	18-11
M. 17	12L	6-7	Auburn	18-12

+Metro Tournament

1978 (14-15)

Home: 9-9; Away: 2-5; Neutral: 3-1

M. 20	hW	10-7	Cleveland State	1-0
M. 21	hL	3-12	Shorter	1-1
M. 22	hL	5-13	Cleveland State	1-2
M. 24	hW	19-13	Appalachian State	2-2
M. 25	hW	24-6	Hope College	3-2
M. 25	hL	4-8	Northwood Institute	3-3
M. 27	hW	13-0	Olivet	4-3
M. 29	hW	14-1	Elmhurst	5-3
M. 30	hW	17-0	Fairfield	6-3
A. 1	hL	4-5	Stetson	6-4
A. 2	hW	5-2	Hillsdale (7)	7-4
A. 3	hW	16-1	Hillsdale (7)	8-4
A. 5	1L	3-13	Atlanta Braves [exh]	8-4
A. 7	hL	9-13	Clemson	8-5
A. 9	hL	8-9	Coastal Carolina (10)	8-6
A. 13	aW	2-1	Clemson	9-6
A. 15	hL	4-5	Troy State (11)	9-7
A. 16	hL	3-18	Miami	9-8
A. 19	aL	8-17	Georgia	9-9
A. 22	hW	8-2	West Georgia	10-9
A. 24	hL	5-8	Mercer	10-10
A. 27	aL	3-6	South Carolina (7)	10-11
A. 27	aL	3-9	South Carolina (7)	10-12
M. 6	aW	5-4	Mercer (11)	11-12
M. 11	aL+	3-4	Florida State (10)	11-13
M. 12	10W+	8-5	St. Louis	12-13
M. 12	10W+	6-5	Cincinnati	13-13
M. 13	aL+	4-8	Florida State	13-14
M. 16	12W	10-8	Auburn	14-14
M. 18	11L	2-3	Georgia	14-15

+Metro Tournament

1979 (15-16)

Home: 13-12; Away: 0-4; Neutral: 2-0

M. 2	hL	1-7	Evansville	0-1
M. 3	hL	1-3	Western Carolina (5)	0-2
M. 7	hW	12-3	St. Francis	1-2
M. 8	hL	9-17	Jacksonville State (8)	1-3
M. 18	hL	3-7	Fairfield	1-4
M. 19	hW	4-3	Cleveland State	2-4
M. 20	hW	19-9	William Jewell	3-4
M. 22	hW	7-4	Cleveland State	4-4
M. 23	hL	3-9	Northwood Institute	4-5
M. 24	hW	16-5	Greenville	5-5
M. 26	hW	24-8	Milligan(7)	6-5
M. 28	hL	4-21	South Carolina	6-6
M. 30	hL	4-5	Hillsdale	6-7
M. 31	hW	24-3	Hillsdale (7)	7-7
M. 31	hW	12-11	Hope College	8-7
A. 4	1L	0-5	Atlanta Braves [exh]	8-7
A. 6	hL	4-13	Georgia	8-8
A. 7	hW	15-2	Ala.-Birmingham	9-8
A. 11	hL	6-14	Clemson	9-9
A. 17	hW	9-6	Georgia	10-9
A. 18	aL	2-20	Clemson	10-10
A. 20	hL	9-10	Georgia State	10-11
A. 21	hW	13-12	Tennessee Temple	11-11
A. 23	hW	13-9	West Georgia	12-11
A. 24	aL	6-7	West Georgia	12-12
A. 28	hL	2-5	Florida State	12-13
A. 29	hL	4-11	Florida State	12-14
M. 1	11W	9-6	Georgia	13-14
M. 4	hW	8-6	Mercer	14-14
M. 5	aL	2-3	Ala.-Birmingham	14-15
M. 12	aL	2-3	Georgia State	14-16
M. 15	12W	7-6	Auburn	15-16

1980 (8-19, 3-10 ACC)

Home: 8-12; Away: 0-7; Neutral: 0-0

M. 4	hL	3-17	Shorter	0-1
M. 9	hL	3-10	Appalachian State	0-2
M. 11	hW	7-3	Va. Commonwealth	1-2
M. 15	hL	4-9	Wake Forest	1-3
M. 23	hW	12-3	Northwood Institute	2-3
M. 25	aL	12-16	Georgia State	2-4
M. 27	aL	4-6	Georgia	2-5
M. 29	aL	4-5	North Carolina	2-6
A. 1	hW	8-7	Hope College (10)	3-6
A. 2	hL	5-9	Anderson College	3-7
A. 3	aL	1-18	Clemson	3-8
A. 5	hW	7-5	N.C. State	4-8
A. 5	hW	8-7	N.C. State (8)	5-8
A. 8	hL	6-20	North Carolina	5-9
A. 9	hW	12-10	Clemson	6-9
A. 11	aL	2-11	Duke	6-10
A. 12	aL	3-4	Duke	6-11
A. 17	hL	9-11	Maryland	6-12
A. 18	hL	5-9	Maryland	6-13
A. 19	hL	4-5	Virginia	6-14
A. 20	hL	8-10	Virginia	6-15
A. 25	aL+	2-9	Maryland	6-16
A. 29	hL	5-12	Georgia	6-17
A. 30	hW	4-1	Georgia College	7-17
M. 2	hL	5-9	Tennessee Temple	7-18
M. 3	hL	11-12	Virginia Tech (10)	7-19
M. 4	hW	7-6	Georgia State (10)	8-19

+ACC Tournament

1981 (14-24, 1-13 ACC)

Home: 12-13; Away: 1-9; Neutral: 1-2

M. 2	hL	5-7	Mercer	0-1
M. 5	aW	35-9	Georgia State	1-1
M. 7	hL	4-5	Western Carolina	1-2
M. 8	hL	2-8	Western Carolina	1-3
M. 9	hL	1-2	Duke	1-4
M. 10	hL	2-3	Duke	1-5
M. 11	hL	9-12	Indiana Southeast	1-6
M. 12	aL	6-16	Georgia	1-7
M. 24	hW	11-2	Hope College	2-7
M. 25	hW	6-4	Hope College	3-7
M. 26	aL	2-10	N.C. State	3-8
M. 27	aL	5-10	North Carolina	3-9
M. 28	aL	6-7	Wake Forest	3-10
M. 31	hL	6-7	Elmhurst	3-11
A. 2	aL	4-6	Clemson	3-12
A. 3	hL	9-16	Kentucky	3-13
A. 4	hW	21-20	Wake Forest	4-13
A. 5	hW	12-10	Northwood Institute	5-13
A. 7	hL	5-10	Clemson	5-14
A. 10	hL	3-5	North Carolina	5-15
A. 12	hL	5-12	N.C. State	5-16
A. 16	aL	1-11	Virginia	5-17
A. 17	aL	8-10	Virginia	5-18
A. 18	aL	4-12	Maryland	5-19
A. 19	aL	1-4	Maryland	5-20
A. 22	14L+	6-7	Clemson	5-21
A. 23	14W+	5-2	Virginia	6-21
A. 24	14L+	6-9	N.C. State	6-22
A. 29	hW	6-2	Georgia College	7-22
A. 30	hL	1-15	Shorter	7-23
M. 2	hW	9-5	Jacksonville State	8-23
M. 5	hW	19-10	Tennessee Temple	9-23
M. 7	hW	3-2	Georgia	10-23
M. 8	hW	11-8	Armstrong State	11-23
M. 9	hW	17-0	West Georgia	12-23
M. 12	hL	3-4	Virginia Tech	12-24
M. 14	hW	13-0	Florida A&M	13-24
M. 15	hW	5-2	Georgia State	14-24

+ACC Tournament

COACH JIM MORRIS
12 seasons; 504-244-1 (.674)

1982 (29-20, 6-8 ACC)

Home: 23-13; Away: 5-5; Neutral: 1-2

M. 1	hL	8-9	South Carolina	0-1
M. 2	hW	12-11	Campbell	1-1
M. 4	hW	17-9	Huntingdon	2-1
M. 6	hW	8-5	Western Kentucky	3-1
M. 7	hL	3-6	Western Kentucky	3-2
M. 8	hW	8-4	Ohio Northern	4-2
M. 9	aW	9-7	Georgia	5-2
M. 11	hW	17-2	UNC-Wilmington	6-2
M. 12	hL	1-3	Augusta (8)	6-3
M. 12	hW	6-5	Augusta (7)	7-3
M. 13	hL	3-4	Wake Forest	7-4
M. 22	hL	3-9	Tennessee	7-5
M. 23	hW	12-0	Hope College	8-5
M. 24	hW	12-4	Hope College	9-5
M. 25	aL	7-13	N.C. State	9-6
M. 26	aL	7-8	North Carolina	9-7
M. 28	hW	15-3	Howard	10-7
M. 29	hW	16-4	Sienna Heights	11-7
M. 30	hW	3-2	Columbus	12-7
A. 1	aL	4-17	Clemson	12-8
A. 2	hL	4-10	Kentucky	12-9
A. 3	hW	7-6	N.C. State	13-9
A. 4	hL	11-13	North Carolina	13-10
A. 7	hL	2-10	Clemson	13-11
A. 10	aL	1-6	Duke (7)	13-12
A. 10	aW	5-3	Duke (7)	14-12
A. 11	aL	7-12	Wake Forest	14-13
A. 12	aW	12-9	UNC Charlotte	15-13
A. 16	hW	5-4	Virginia (7)	16-13
A. 16	hW	12-2	Virginia (7)	17-13
A. 18	hW	3-2	Maryland (7)	18-13
A. 18	hW	5-4	Maryland (7)	19-13
A. 21	14W+	5-1	N.C. State	20-13
A. 22	14L+	2-16	Clemson	20-14
A. 23	14L+	6-8	Wake Forest	20-15
A. 27	hW	9-3	Georgia College	21-15
A. 28	hL	7-9	Georgia (10)	21-16
A. 30	hW	6-5	Mercer-Atlanta	22-16
M. 1	hW	4-3	Georgia State	23-16
M. 3	hL	3-4	Florida	23-17
M. 5	aW	10-2	Mercer-Atlanta	24-17
M. 8	hW	13-2	Tennessee Temple	25-17
M. 9	hW	2-0	Georgia Southern	26-17
M. 9	hL	3-8	Georgia Southern	26-18
M.10	hW	8-3	West Georgia	27-18
M. 12	hW	8-6	Auburn	28-18
M. 14	hL	7-10	Miami	28-19
M. 15	hL	3-13	Miami	28-20
M. 16	aW	20-4	Georgia State	29-20

+ACC Tournament

1983 (38-15, 6-8 ACC)

Home: 32-3; Away: 6-10; Neutral: 0-2

F. 21	aW	4-1	Miami	1-0
F. 22	aL	7-10	Miami	1-1
F. 23	aL	4-10	Miami	1-2
F. 25	hW	14-5	Western Carolina	2-2
F. 26	hW	16-9	Western Carolina	3-2
F. 28	hW	8-4	Ball State	4-2
M. 1	hW	14-4	Ball State (7)	5-2
M. 1	hW	12-0	Ball State (7)	6-2
M. 2	hW	10-3	Davidson	7-2
M. 4	hW	14-8	Illinois State	8-2
M. 5	hW	8-5	Ohio Northern	9-2
M. 6	hW	5-2	Illinois State (7)	10-2
M. 6	hW	9-8	Illinois State (7)	11-2
M. 9	hW	11-10	AppalachianState	12-2
M. 10	hW	15-8	Duke	13-2
M. 11	hL	4-25	Duke	13-3
M. 12	hW	11-3	South Carolina	14-3
M. 19	hW	11-4	Geo. Washington	15-3
M. 22	aW	19-8	Virginia	16-3
M. 23	aL	2-15	Virginia	16-4
M. 24	aL	2-5	Maryland	16-5
M. 25	aL	5-8	Maryland	16-6
M. 27	hW	8-5	Wake Forest	17-6
M. 28	hW	7-3	Howard	18-6
M. 29	hW	12-6	Hope College	19-6
M. 30	hW	11-4	Hope College	20-6
A. 1	aL	2-4	North Carolina	20-7
A. 2	aL	6-10	Wake Forest	20-8
A. 5	aW	10-3	Georgia State	21-8
A. 7	hW	7-6	Clemson	22-8
A. 9	hW	14-8	N.C. State (7)	23-8
A. 9	hL	5-8	N.C. State (7)	23-9
A. 10	hW	5-4	North Carolina	24-9
A. 12	hW	12-3	Tennessee Temple	25-9
A. 13	hW	6-3	Columbus	26-9
A. 14	hW	16-7	Auburn	27-9
A. 16	hW	8-6	Georgia State	28-9
A. 17	aL	6-19	Clemson	28-10
A. 20	14L+	7-10	N.C. State	28-11
A. 21	14L+	1-8	Virginia	28-12
A. 26	aW	19-6	Mercer-Atlanta	29-12
A. 27	aW	16-0	Mercer-Atlanta	30-12
A. 28	hW	10-8	Georgia College	31-12
A. 30	aL	10-11	Georgia	31-13
M. 1	hL	3-15	Georgia	31-14
M. 2	hW	7-6	Ga. Southwestern	32-14
M. 4	aL	3-4	Auburn (10)	32-15
M. 5	hW	21-3	Mercer-Atlanta	33-15
M. 6	hW	17-7	Mercer-Atlanta	34-15
M. 8	hW	16-6	Georgia State	35-15
M. 9	hW	16-6	West Georgia	36-15
M. 10	hW	18-8	Virginia Tech	37-15
M.11	aW	14-4	Georgia State	38-15

+ACC Tournament

1984 (36-19, 5-7 ACC)

Home: 26-11; Away: 7-6; Neutral: 3-2

F. 18	aL	6-12	Florida State	0-1
F. 19	aW	15-2	Florida State	1-1
F. 20	aW	15-7	Georgia Southern	2-1
F. 21	aW	18-6	Georgia Southern	3-1
F. 24	hW	12-5	Liberty Baptist	4-1
F. 25	hL	3-4	Liberty Baptist	4-2
F. 26	hW	12-8	Georgia College	5-2
M. 1	hW	13-3	Southern Univ.	6-2
M. 2	hW	9-3	Southern Univ.	7-2
M. 3	hW	6-4	Appalachian State	8-2
M. 4	hL	5-14	Evansville	8-3
M. 8	hW	14-8	Old Dominion	9-3
M. 9	hW	7-2	Virginia	10-3
M. 10	hL	1-13	Virginia	10-4
M. 17	hW	16-2	Cincinnati	11-4
M. 18	hW	9-2	Maryland	12-4
M. 19	hL	11-16	Maryland	12-5
M. 21	hW	18-4	Ohio State (7)	13-5
M. 21	hW	14-5	Ohio State	14-5
M. 22	hW	8-7	Kent State	15-5
M. 23	hW	14-0	Hillsdale (7)	16-5
M. 23	hW	9-1	Hillsdale (7)	17-5
M. 24	hW	11-8	Elon	18-5
M. 25	aW	11-4	Wake Forest	19-5
M. 26	aW	10-3	South Carolina	20-5
M. 27	aL	1-5	Clemson	20-6
M. 29	hW	16-1	Hope College	21-6
M. 29	hW	12-1	Mercer-Atlanta	22-6
M. 31	hL	4-9	North Carolina	22-7
A. 1	hW	18-11	N.C. State	23-7
A. 5	hW	19-5	Florida A&M	24-7
A. 7	aL	2-6	North Carolina (10)	24-8
A. 8	aL	2-5	N.C. State	24-9
A. 10	aW	7-5	Georgia State	25-9
A. 11	hL	2-7	Clemson	25-10
A. 12	hW	24-5	Tennessee Temple	26-10
A. 13	hW	15-13	Shorter	27-10
A. 15	hW	6-4	Wake Forest	28-10
A. 18	15L+	0-4	Maryland	28-11
A. 19	15W+	4-3	Wake Forest (12)	29-11
A. 20	15W+	8-4	Duke (10)	30-11
A. 21	15W+	5-3	N.C. State	31-11
A. 21	15L+	4-9	North Carolina	31-12
A. 27	hW	31-6	Georgia State	32-12
A. 28	hW	23-3	Mercer-Atlanta	33-12
A. 29	hW	12-3	Georgia State	34-12
M. 1	hL	14-16	Georgia (10)	34-13
M. 2	aL	13-14	Georgia	34-14
M. 4	hW	8-5	Auburn	35-14
M. 5	hL	4-12	South Alabama	35-15
M. 6	hL	6-16	South Alabama	35-16
M. 7	aW	17-7	Georgia State	36-16
M. 8	hL	8-9	Georgia (11)	36-17
M. 9	aL	8-10	Georgia	36-18
M. 11	hL	7-9	West Georgia	36-19

+ACC Tournament

1985 (42-19-1, 6-7-1 ACC)

Home: 33-10; Away: 7-8-1; Neutral: 2-1

F. 22	aW	6-5	New Orleans	1-0
F. 23	aW	7-5	New Orleans	2-0
F. 26	hW	21-11	Ball State	3-0
F. 27	hW	12-1	East Tenn. St. (7)	4-0
F. 27	hW	3-2	East Tenn. St. (7)	5-0
M. 1	hW	20-0	Tennessee Temple	6-0
M. 2	hW	5-2	South Carolina	7-0
M. 3	hW	12-4	Evansville	8-0
M. 6	hW	15-7	Western Michigan	9-0
M. 7	hW	11-6	Central Michigan	10-0
M. 8	hW	10-5	Duke	11-0
M. 9	hL	3-5	Duke	11-1
M. 10	hW	9-7	Eastern Michigan	12-1
M. 12	aW	9-3	Georgia	13-1
M. 13	hL	4-5	Georgia	13-2
M. 16	hW	6-4	Wake Forest	14-2
M. 23	hL	0-1	Northwestern (7)	14-3
M. 23	hW	6-0	Northwestern (7)	15-3
M. 24	hL	4-5	Northwestern	15-4
M. 25	hW	17-1	Howard (7)	16-4
M. 25	hW	16-4	Howard (7)	17-4
M. 27	aT	9-9	Wake Forest	17-4-1
M. 28	aW	29-2	Maryland	18-4-1
M. 29	aL	6-8	Maryland	18-5-1
M. 30	aW	8-4	Virginia	19-5-1
M. 31	aL	4-9	Virginia	19-6-1
A. 2	hW	17-5	Mercer	20-6-1
A. 3	aL	2-4	Clemson	20-7-1
A. 4	hW	12-5	Auburn	21-7-1
A. 6	hL	3-5	North Carolina	21-8-1
A. 7	hW	4-3	N.C. State	22-8-1

RECORDS

YEAR-BY-YEAR RESULTS

A. 8	hW	17-5	West Georgia	23-8-1
A. 9	aW	13-5	Mercer	24-8-1
A. 10	hW	9-8	Clemson	25-8-1
A. 11	hW	15-4	Augusta	26-8-1
A. 13	aL	5-8	N.C. State	26-9-1
A. 14	aL	3-4	North Carolina	26-10-1
A. 15	hL	9-11	Georgia College	26-11-1
A. 17	hW+	23-11	N.C. State	27-11-1
A. 18	hW+	15-11	Wake Forest	28-11-1
A. 19	hW+	12-9	Clemson	29-11-1
A. 20	hW+	8-2	Maryland	30-11-1
A. 20	hW+	7-5	Clemson	31-11-1
A. 24	aL	5-6	Auburn	31-12-1
A. 26	hW	8-7	USC-Aiken	32-12-1
A. 27	hL	10-11	USC-Aiken	32-13-1
A. 28	hL	0-19	Florida State	32-14-1
A. 29	hL	3-13	Florida State	32-15-1
M. 1	aL	3-16	Georgia	32-16-1
M. 3	hW	9-6	South Alabama	33-16-1
M. 4	hW	9-1	South Alabama	34-16-1
M. 5	hW	10-0	Tenn. Tech (7)	35-16-1
M. 5	hW	8-0	Tenn. Tech (7)	36-16-1
M. 7	hL	4-5	Georgia	36-17-1
M. 10	hW	5-1	Georgia State	37-17-1
M. 11	hW	15-6	Ga. Southern	38-17-1
M. 12	hW	3-1	Ga. Southern	39-17-1
M. 18	16L	5-7	Miss.State (exh)	39-17-1
M. 19	16L	7-15	Miss.State (exh)	39-17-1
M. 19	aL	2-3	Miss.State (exh)	39-17-1
M. 23	17W*	7-6	Central Michigan	40-17-1
M. 24	aL*	1-9	Florida State	40-18-1
M. 25	17W*	14-13	Eastern Kentucky	41-18-1
M. 25	aW*	8-3	Florida State	42-18-1
M. 26	17L*	5-7	Arkansas	42-19-1

Russ Chandler Stadium opened
+ACC Tournament (Champions)
**NCAA South II Regional*

1986 (45-23, 10-4 ACC)

Home: 24-11; Away: 7-12; Neutral: 14-0

F. 22	aL	4-6	Florida State	0-1
F. 23	aL	4-9	Florida State	0-2
F. 24	aL	1-5	Georgia Southern	0-3
F. 25	aL	8-11	Georgia Southern	0-4
F. 26	hL	12-13	Armstrong State	0-5
F. 27	hL	6-7	Armstrong State (10)	0-6
M. 1	hL	4-14	South Carolina	0-7
M. 2	hL	14-15	South Carolina (10)	0-8
M. 4	aW	3-2	Duke	1-8
M. 5	aW	4-3	Duke	2-8
M. 6	hW	7-6	Xavier	3-8
M. 7	hW	10-8	Western Kentucky	4-8
M. 8	hW	9-7	Virginia	5-8
M. 9	hW	18-4	Virginia	6-8
M. 10	hL	10-11	Old Dominion	6-9
M. 12	hW	12-0	Guilford	7-9
M. 15	hW	8-2	Wake Forest	8-9
M. 22	aL#	2-6	Hawaii	8-10
M. 23	18W#	9-1	Waseda (exh)	8-10
M. 23	18W#	4-3	Sacramento St. (12)	9-10
M. 24	18W#	4-3	Hawaii-Pacific (10)	10-10
M. 25	18W#	19-11	Santa Clara	11-10
M. 26	18W#	8-1	Sacramento State	12-10
M. 27	18W#	6-1	Santa Clara	13-10
M. 27	aW#	9-2	Hawaii	14-10
M. 28	18W#	5-1	Hawaii-Pacific	15-10
M. 28	18L#	3-8	Waseda (exh)	15-10
M. 31	hW	11-4	Maryland	16-10
A. 1	hW	26-0	Maryland	17-10
A. 3	hW	11-2	West Georgia	18-10
A. 4	hL	5-15	New Orleans	18-11
A. 5	hW	7-0	New Orleans	19-11
A. 6	hW	10-7	New Orleans	20-11
A. 8	hL	3-4	Western Carolina	20-12
A. 9	hW	13-11	Western Carolina	21-12
A. 10	hW	12-4	Augusta	22-12
A. 12	aL	6-8	North Carolina	22-13
A. 13	aL	2-3	N.C. State (10)	22-14
A. 14	aL	2-14	Wake Forest	22-15
A. 16	hL	3-13	Georgia	22-16
A. 17	aW	7-2	Georgia State	23-16
A. 19	hW	7-6	N.C. State	24-16
A. 20	hW	12-3	North Carolina	25-16
A. 22	hL	3-6	Clemson	25-17
A. 23	hW	6-4	Auburn	26-17
A. 24	hW	15-4	Georgia State	27-17
A. 25	hW	8-7	USC-Aiken	28-17
A. 27	hW	10-1	Shorter	29-17
A. 28	aL	7-8	Auburn (10)	29-18
A. 29	hW	16-9	Mercer	30-18
A. 30	aL	2-4	Georgia	30-19
M. 1	hL	5-16	Georgia College	30-20
M. 2	aW	5-2	Mercer	31-20
M. 3	hW	4-3	South Alabama	32-20
M. 4	hW	7-4	South Alabama	33-20
M. 5	aW	13-0	Augusta	34-20
M. 6	hW	4-2	Columbus	35-20
M. 7	aW	7-0	Clemson	36-20
M. 10	hL	2-4	Georgia Southern	36-21
M. 11	hW	7-1	Georgia Southern	37-21
M. 14	15W+	7-5	Maryland	38-21
M. 15	15W+	16-5	Clemson	39-21
M. 16	15W+	7-3	N.C. State	40-21
M. 17	15W+	9-7	North Carolina	41-21
M. 17	15W+	9-6	N.C. State	42-21
M. 23	19W*	9-8	Navy (14)	43-21
M. 24	19W*	8-7	W. Carolina (11)	44-21
M. 25	aL*	6-7	Miami (10)	44-22
M. 25	19W*	12-6	Alabama	45-22
M. 26	aL*	9-15	Miami	45-23

#Rainbow Easter Tournament (Champions)
+ACC Tournament (Champions)
**NCAA Atlantic Regional*

1987 (51-14, 17-4 ACC)

Home: 33-7; Away: 14-6; Neutral: 4-1

F. 13	hW	12-1	Samford	1-0
F. 14	hW	19-0	Samford	2-0
F. 17	hW	10-4	Furman	3-0
F. 22	aW	10-1	Jacksonville	4-0
F. 23	aW	10-3	Georgia Southern	5-0
F. 24	aW	2-1	Ga. Southern (10)	6-0
F. 28	aW	6-5	New Orleans (7)	7-0
F. 28	aW	17-5	New Orleans (7)	8-0
M. 1	aW	14-11	New Orleans	9-0
M. 3	hW	13-6	UNC-Wilmington	10-0
M. 5	20L	3-9	Atlanta Braves (exh)	10-0
M. 6	hW	21-5	Evansville	11-0
M. 7	hW	10-6	Evansville	12-0
M. 9	hW	19-4	Piedmont	13-0
M. 10	hW	18-2	Piedmont	14-0
M. 11	aW	12-7	Mercer	15-0
M. 12	hW	18-2	Virginia	16-0
M. 21	hL	5-10	Jacksonville	16-1
M. 22	hL	10-12	Jacksonville	16-2
M. 23	hW	20-1	East Tennessee St.	17-2
M. 24	hW	15-0	East Tennessee St.	18-2
M. 25	hW	19-8	East Tennessee St.	19-2
M. 26	hW	11-0	Howard (5)	20-2
M. 27	aW	10-2	Maryland	21-2
M. 28	aL	2-3	Virginia	21-3
M. 29	aL	3-19	Virginia	21-4
M. 31	hL	5-7	Florida State	21-5
A. 1	hL	8-10	Florida State	21-6
A. 4	hW	3-1	North Carolina (7)	22-6
A. 4	hW	16-4	North Carolina (7)	23-6
A. 5	hW	10-8	N.C. State	24-6
A. 7	aL	4-7	Augusta	24-7
A. 8	hW	4-2	Clemson	25-7
A. 10	aW	6-3	Duke	26-7
A. 11	aL	2-7	Duke	26-8
A. 12	aW	13-9	Wake Forest	27-8
A. 14	hW	19-15	Armstrong State	28-8
A. 15	aW	7-6	Clemson	29-8
A. 17	hW	8-1	Duke	30-8
A. 18	hW	9-8	Wake Forest (11)	31-8
A. 19	hW	19-5	Wake Forest	32-8
A. 20	hW	19-5	Kennesaw State	33-8
A. 21	hW	9-1	Appalachian State	34-8
A. 22	hW	12-2	Clemson	35-8
A. 24	aW	7-5	North Carolina	36-8
A. 26	aL	3-10	N.C. State (7)	36-9
A. 26	aW	6-1	N.C. State (7)	37-9
A. 28	hL	6-11	Auburn	37-10
A. 29	aL	4-9	Georgia	37-11
M. 1	hW	20-14	Maryland	38-11
M. 2	hW	7-3	Maryland	39-11
M. 3	hW	18-8	Augusta	40-11
M. 4	hW	14-7	Augusta	41-11
M. 5	hW	11-3	Georgia	42-11
M. 6	aW	9-5	Auburn	43-11
M. 7	hW	11-5	South Alabama	44-11
M. 9	hW	11-9	Georgia Southern	45-11
M. 10	hW	14-6	Georgia Southern	46-11
M. 11	hW	11-4	Mercer	47-11
M. 13	21W+	3-1	Duke	48-11
M. 14	21L+	4-5	N.C. State	48-12
M. 15	21W+	5-3	Wake Forest	49-12
M. 16	21W+	7-1	Clemson	50-12
M. 17	21W+	6-0	N.C. State	51-12
M. 21	hL*	5-8	Rider	51-13
M. 22	hL*	1-5	Georgia	51-14

+ACC Tournament (Champions)
**NCAA Northeast Regional*
Tech Won ACC Regular Season

1988 (45-24, 12-8 ACC)

Home: 28-9; Away: 9-10; Neutral: 8-5

F. 13	aL	2-3	Georgia Southern	0-1
F. 14	22W	11-3	Georgia Southern	1-1
F. 20	aW	8-2	South Florida	2-1
F. 21	aW	16-8	South Florida	3-1
F. 25	23L#	4-6	Oklahoma	3-2
F. 25	aL#	8-13	Nevada-Las Vegas	3-3
F. 26	23W#	8-4	Texas Christian	4-3
F. 27	23L#	2-3	Oklahoma	4-4
F. 28	23L#	4-6	Texas Christian	4-5
M. 1	hW	16-1	Samford	5-5
M. 2	hW	13-2	Samford	6-5
M. 4	hL	7-10	Rutgers	6-6
M. 5	hW	12-4	Rutgers	7-6
M. 6	hL	7-9	Rutgers	7-7
M. 8	hL	3-14	Auburn	7-8
M. 9	hW	8-2	East Tenn. State	8-8
M. 10	hW	12-4	East Tenn. State	9-8
M. 11	hW	15-4	William & Mary	10-8
M. 12	hW	9-3	Maryland	11-8
M. 19	hW	11-10	Virginia (10)	12-8
M. 20	hL	9-12	Virginia	12-9
M. 21	hW	16-5	Ohio State	13-9
M. 22	hW	7-5	Ohio State	14-9
M. 23	hW	10-4	Ohio State	15-9
M. 25	aL	2-8	Maryland	15-10
M. 27	aW	13-2	Virginia	16-10
M. 29	hL	1-4	New Orleans	16-11
M. 30	hL	14-15	New Orleans (10)	16-12
M. 31	hW	13-6	New Orleans	17-12
A. 1	hL	2-12	N.C. State	17-13
A. 2	hW	11-5	N.C. State	18-13
A. 3	hW	6-2	North Carolina	19-13
A. 4	hW	15-7	Georgia Southern	20-13
A. 5	hW	4-2	Georgia Southern	21-13
A. 6	aL	3-7	Clemson	21-14
A. 8	aW	8-6	Wake Forest (11)	22-14
A. 9	aW	8-5	Wake Forest	23-14
A. 10	aL	15-16	Duke	23-15
A. 12	hW	3-1	West Georgia	24-15
A. 13	hL	2-4	Clemson	24-16
A. 15	hW	9-2	Wake Forest	25-16
A. 16	hW	7-2	Duke (7)	26-16
A. 16	hW	5-3	Duke (7)	27-16
A. 17	hW	12-7	Columbus	28-16
A. 19	hW	10-1	Georgia	29-16
A. 21	aL	4-7	Clemson	29-17
A. 22	hW	8-6	Armstrong State	30-17
A. 23	aL	2-15	Florida State	30-18
A. 24	aW	10-2	Florida State	31-18
A. 26	hW	15-1	Baptist	32-18
A. 27	aL	6-7	Augusta	32-19
A. 28	hW	8-1	UNC-Asheville	33-19
A. 30	hW	3-1	Augusta	34-19
M. 1	hW	13-3	Augusta	35-19
M. 3	aW	4-3	Georgia	36-19
M. 6	aW	7-4	North Carolina	37-19
M. 7	aW	10-6	North Carolina	38-19
M. 8	aL	7-11	N.C. State	38-20
M. 9	hL	7-11	Mercer (7)	38-21
M. 9	hW	2-1	Mercer (7)	39-21
M. 11	21W+	4-3	Wake Forest	40-21
M. 12	21W+	8-5	N.C. State	41-21
M. 13	21L+	3-5	North Carolina	41-22
M. 14	21W+	5-4	Virginia	42-22
M. 15	21W+	6-2	North Carolina	43-22
M. 25	19W*	9-6	Va. Commonwealth	44-22
M. 27	19W*	7-6	South Carolina	45-22
M. 28	aL*	2-4	Miami	45-23
M. 29	19L*	0-5	South Carolina	45-24

#UNLV Desert Classic
+ACC Tournament (Champions)
**NCAA Atlantic Regional*

1989 (38-26, 13-6 ACC)

Home: 26-7; Away: 10-11; Neutral: 2-8

F.6	aL	1-14	Florida State	0-1
F.17	aW	10-9	New Orleans	1-1
F.18	aL	2-7	New Orleans	1-2
F.19	aW	7-6	New Orleans (12)	2-2
F. 21	hW	11-8	UNC-Asheville	3-2
F. 25	aW	5-0	Georgia Southern	4-2
F. 26	aW	13-9	Georgia Southern	5-2
F. 28	aL	7-9	Auburn	5-3
M. 2	20L	0-3	Atlanta Braves (exh)	5-3
M. 3	hL	3-9	Rutgers	5-4
M. 4	hW	14-4	Rutgers (6)	6-4
M. 5	hW	4-3	Rutgers	7-4
M. 6	hW	7-5	Liberty	8-4
M. 7	hW	15-3	Appalachian State	9-4
M. 8	hW	16-8	Appalachian State	10-4
M. 10	hW	18-0	Virginia	11-4
M. 11	hL	2-7	South Florida	11-5
M. 11	hW	11-3	South Florida	12-5
M. 18	hW	1-0	Davidson (7)	13-5
M. 18	hW	17-0	Davidson (5)	14-5
M. 19	aL	2-13	Wichita State	14-6
M. 20	aL	2-7	Wichita State	14-7
M. 21	hW	6-5	Maryland (8)	15-7
M. 22	hW	19-7	Maryland	16-7
M. 24	aL	1-6	North Carolina	16-8
M. 25	aW	10-4	N.C. State	17-8
M. 26	aL	3-4	N.C. State	17-9
M. 27	aL	3-5	South Carolina	17-10
M. 31	26L#	1-3	Arizona	17-11
M. 31	26L#	4-14	Minnesota	17-12
A. 1	26L#	4-5	Oklahoma State	17-13
A. 2	26L#	4-12	Arizona (7)	17-14
A. 5	hW	12-10	Ga. Southern (7)	18-14
A. 5	hW	5-3	Ga. Southern (7)	19-14
A. 7	hW	4-3	Wake Forest (7)	20-14
A. 7	hW	12-3	Wake Forest (7)	21-14
A. 9	hW	5-0	Duke	22-14
A. 11	aL	5-8	Georgia	22-15
A. 12	hL	5-7	Clemson	22-16
A. 14	aW	14-3	Maryland	23-16
A. 16	aW	3-2	Virginia (7)	24-16
A. 16	aW	6-2	Virginia (7)	25-16
A. 18	hW	14-6	Auburn	26-16
A. 19	aL	5-16	Clemson	26-17
A. 20	hW	13-1	U.S.S.R. (exh/7)	26-17
A. 21	hL	9-12	North Carolina	26-18
A. 22	hW	2-1	North Carolina	27-18
A. 23	hW	15-4	Augusta	28-18
A. 25	hW	18-0	Augusta	29-18
A. 26	hW	11-4	Clemson	30-18
A. 29	aW	6-1	Duke (7)	31-18
A. 30	aW	12-5	Davidson	32-18
M. 2	hW	6-2	Georgia	33-18
M. 3	hL	6-7	Tenn. Tech (11)	33-19
M. 4	hW	9-2	Morehead State	34-19
M. 5	hL	8-10	N.C. State	34-20
M. 6	hW	6-3	Mercer	35-20
M. 7	hL	2-12	Kennesaw State	35-21
M. 8	hW	8-7	South Carolina	36-21
M. 10	aL	8-14	Mercer	36-22
M. 13	21W+	3-0	Virginia	37-22
M. 14	21L+	3-9	Clemson	37-23
M. 15	21L+	3-5	Wake Forest	37-24
M. 25	27L*	4-6	Central Florida	37-25
M. 26	27W*	9-7	Miami	38-25
M. 27	27L*	16-18	Villanova (10)	38-26

#Pillsbury Classic
+ACC Tournament
**NCAA East Regional*

1990 (46-25, 9-9 ACC)

Home: 38-5; Away: 3-13; Neutral: 5-7

F. 10	hW	8-6	Coastal Carolina (7)	1-0
F. 10	hW	10-2	Coastal Carolina (7)	2-0
F. 11	hW	12-5	Coastal Carolina	3-0
F. 13	aL	3-7	Mercer	3-1
F. 17	aW	8-3	Georgia Southern	4-1
F. 23	hW	6-2	Eastern Kentucky	5-1
F. 24	hW	3-2	Eastern Kentucky (7)	6-1
F. 24	hW	7-1	Eastern Kentucky (7)	7-1
F. 25	hW	10-0	Eastern Kentucky	8-1
F. 28	hW	9-0	UNC Asheville	9-1
M. 3	hW	3-1	Rutgers (7)	10-1
M. 3	hW	2-1	Rutgers (7)	11-1
M. 4	hW	12-2	Rutgers	12-1
M. 5	hW	8-6	Campbell	13-1
M. 6	hW	6-5	Appalachian State	14-1
M. 7	hW	9-1	Appalachian State	15-1
M. 9	hW	17-6	Virginia	16-1
M. 10	hW	9-4	Virginia	17-1
M. 11	hW	13-6	Virginia	18-1
M. 12	hW	9-1	East Tenn. State	19-1
M. 13	hW	12-1	East Tenn. State	20-1
M. 15	hW	12-2	New Orleans	21-1
M. 17	hW	7-6	New Orleans (7)	22-1
M. 17	hW	10-3	New Orleans (7)	23-1
M. 24	aL#	5-6	Hawaii	23-2
M. 25	18L#	1-6	Wright State (8)	23-3
M. 25	18W#	8-2	Oklahoma State (8)	24-3
M. 26	18L#	1-4	Iona (8)	24-4
M. 27	18L#	4-5	Creighton (8)	24-5
M. 28	18W#	15-1	Iona (8)	25-5
M. 29	aW#	9-2	Hawaii	26-5
M. 30	18W#	4-3	Wright State (10)	27-5
M. 30	18L#	4-7	Oklahoma State (6)	27-6

RECORDS

YEAR-BY-YEAR RESULTS

M. 31	18W#	3-2	Creighton (10)	28-6
A. 6	aL	7-10	N.C. State	28-7
A. 7	aL	7-9	N.C. State	28-8
A. 8	aL	10-11	N.C. State	28-9
A. 11	aL	8-9	Georgia	28-10
A. 13	hW	12-3	Duke [TV]	29-10
A. 14	hW	6-3	Duke	30-10
A. 15	hW	10-2	Duke	31-10
A. 16	hW	18-1	Mercer	32-10
A. 17	aL	0-1	South Carolina	32-11
A. 18	aL	5-10	South Carolina	32-12
A. 20	hW	10-6	North Carolina [TV]	33-12
A. 21	hW	11-5	North Carolina	34-12
A. 22	hL	11-12	North Carolina (11)	34-13
A. 23	hW	15-2	Augusta	35-13
A. 24	hW	4-2	Augusta	36-13
A. 26	hW	8-2	Georgia	37-13
A. 27	hL	12-14	Clemson	37-14
A. 28	aW	8-3	Clemson	38-14
A. 29	hL	10-17	Clemson	38-15
A. 30	hW	18-3	Tennessee Tech	39-15
M. 1	aL	6-8	Georgia	39-16
M. 2	hW	12-5	Georgia	40-16
M. 4	aL	5-11	Wake Forest	40-17
M. 5	aL	3-8	Wake Forest (7)	40-18
M. 6	aL	2-3	Wake Forest (8)	40-19
M. 7	hW	15-5	Georgia Southern	41-19
M. 8	hW	6-3	Georgia Southern	42-19
M. 10	hL	4-7	South Carolina (7)	42-20
M. 10	hW	11-1	South Carolina (7)	43-20
M. 12	21W+	3-1	Wake Forest	44-20
M. 13	21L+	4-9	North Carolina	44-21
M. 14	21L+	6-10	N.C. State	44-22
M. 18	hL	4-5	Mid. Tenn. State	44-23
M. 19	hW	5-0	Mid. Tenn. St. (7)	45-23
M. 20	hW	5-4	Mid. Tenn. St. (8)	46-23
M. 24	28L*	2-4	Houston	46-24
M. 25	aL*	5-11	Louisiana State	46-25

#Rainbow Spring Tournament
+ACC Tournament
**NCAA South I Regional*

1991 (42-26, 12-8 ACC)

Home: 28-10; Away: 9-12; Neutral: 5-4

F. 8	hW	8-0	East Tenn. State	1-0
F. 9	hW	7-1	East Tenn. State	2-0
F. 10	hW	11-10	East Tenn. State	3-0
F. 15	aL	5-6	New Orleans	3-1
F. 16	aL	2-12	New Orleans	3-2
F. 17	aW	13-3	New Orleans	4-2
F. 23	aW	6-4	Georgia Southern	5-2
F. 24	aL	8-13	Georgia Southern	5-3
F. 25	hW	9-2	UNC Asheville (7)	6-3
F. 25	hW	9-0	UNC Asheville (7)	7-3
M. 2	hW	7-6	New York Tech (7)	8-3
M. 2	hW	17-3	New York Tech (7)	9-3
M. 3	hW	11-2	New York Tech	10-3
M. 5	hW	10-0	Appalachian State	11-3
M. 6	hW	20-9	Appalachian State	12-3
M. 8	hL	7-13	Rutgers	12-4
M. 9	hW	13-1	Rutgers	13-4
M. 10	hW	11-5	Rutgers	14-4
M. 12	hL	5-10	Western Carolina	14-5
M. 13	hL	5-7	Western Carolina	14-6
M. 15	hW	16-2	Coll. of Charleston	15-6
M. 16	hW	15-6	Tennessee Tech	16-6
M. 23	hW	10-5	Cornell (7)	17-6
M. 23	hL	7-9	Cornell (7)	17-7
M. 25	aL	5-6	Virginia	17-8
M. 26	aW	11-1	Virginia	18-8
M. 27	aW	13-0	Virginia	19-8
M. 30	hW	11-5	Maryland (7)	20-8
M. 30	hW	8-2	Maryland (7)	21-8
M. 31	hW	3-2	Maryland	22-8
A. 2	aL	3-4	South Carolina	22-9
A. 3	aW	8-1	Augusta	23-9
A. 5	hW	12-5	N.C. State	24-9
A. 6	hW	15-13	N.C. State	25-9
A. 7	hL	8-11	N.C. State	25-10
A. 9	aW	11-7	Mercer	26-10
A. 10	hW	9-6	Mercer	27-10
A. 12	aL	2-4	Duke	27-11
A. 13	aW	8-3	Duke	28-11
A. 14	aL	6-7	Duke	28-12
A. 16	hW	9-3	Georgia	29-12
A. 17	aL	4-8	Georgia	29-13
A. 20	aL	4-6	North Carolina (7)	29-14
A. 20	aW	2-0	North Carolina (7)	30-14
A. 21	aL	0-4	North Carolina	30-15
A. 23	hL	4-7	South Carolina	30-16
A. 26	aL	8-9	Clemson (10)	30-17
A. 27	hL	0-8	Clemson	30-18
A. 28	aW	11-6	Clemson	31-18
A. 30	aL	2-3	Georgia	31-19
M. 1	hW	16-1	Georgia	32-19
M. 2	hW	15-6	Wake Forest	33-19
M. 3	hW	18-12	Wake Forest	34-19
M. 5	hW	6-1	Augusta (8)	35-19
M. 7	hL	2-6	Georgia Southern	35-20
M. 8	hW	7-1	Georgia Southern	36-20
M. 11	21W+	9-7	Duke	37-20
M. 13	21W+	9-3	Virginia	38-20
M. 13	21L+	5-6	Clemson	38-21
M. 14	21W+	4-3	N.C. State	39-21
M. 14	21L+	8-24	Clemson	39-22
M. 17	hW	9-5	Miami [TV]	40-22
M. 18	hL	7-10	Miami [TV]	40-23
M. 19	hL	1-7	Miami [TV]	40-24
M. 23	17L*	4-5	St. John's	40-25
M. 24	17W*	11-7	Coastal Carolina	41-25
M. 25	17W*	5-4	St. John's	42-25
M. 25	17L*	4-8	Alabama	42-26

+ACC Tournament
**NCAA Atlantic Regional*

1992 (45-19, 14-9 ACC)

Home: 32-2; Away: 7-12; Neutral: 6-5

F. 7	hW	9-2	Coll. of Charleston	1-0
F. 8	hW	14-8	Coll. of Charleston	2-0
F. 9	hW	7-5	Coll. of Charleston	3-0
F. 16	aW	4-2	Georgia Southern (7)	4-0
F. 16	aW	6-0	Georgia Southern (7)	5-0
F. 18	hW	2-1	UNC-Asheville	6-0
F. 21	29L#	2-3	Louisiana State	6-1
F. 22	29W#	5-4	New Orleans	7-1
F. 23	29W#	10-2	Tulane	8-1
F. 25	hW	9-4	Appalachian State	9-1
F. 26	hW	8-3	Appalachian State	10-1
F. 28	hW	11-1	Rutgers	11-1
F. 29	hW	15-3	Rutgers	12-1
M. 1	hW	8-1	Rutgers	13-1
M. 3	hW	11-6	Georgia Southern	14-1
M. 4	hW	9-8	Georgia Southern	15-1
M. 6	hW	7-5	New Orleans	16-1
M. 7	hW	12-8	New Orleans	17-1
M. 8	hW	4-0	New Orleans	18-1
M. 10	hW	11-10	Western Carolina	19-1
M. 13	hW	4-3	Virginia (7)	20-1
M. 13	hW	10-4	Virginia (7)	21-1
M. 14	hW	5-4	Virginia (10)	22-1
M. 22	hW	6-5	Winthrop	23-1
M. 24	aW	13-6	Maryland	24-1
M. 25	aL	5-6	Maryland	24-2
M. 28	aL	6-10	N.C. State	24-3
M. 29	aL	3-9	N.C. State	24-4
M. 30	aL	1-4	N.C. State	24-5
M. 31	hW	4-3	Davidson	25-5
A. 3	aL	6-9	Florida State [TV]	25-6
A. 4	aL	2-3	Florida State	25-7
A. 5	aW	10-3	Florida State [TV]	26-7
A. 8	hW	15-1	Georgia	27-7
A. 10	hL	5-11	Duke	27-8
A. 11	hW	14-2	Duke	28-8
A. 12	hW	6-4	Duke	29-8
A. 15	aL	2-4	Mercer	29-9
A. 16	hW	13-1	Georgia State	30-9
A. 17	hW	8-1	North Carolina [TV]	31-9
A. 18	hW	15-4	North Carolina	32-9
A. 19	hW	6-3	North Carolina [TV]	33-9
A. 22	hW	11-5	Mercer	34-9
A. 24	hW	6-2	Clemson [TV]	35-9
A. 25	hW	7-6	Clemson (10)	36-9
A. 26	hL	4-5	Clemson [TV]	36-10
A. 28	aW	5-4	Georgia	37-10
A. 29	hW	8-3	Samford	38-10
M. 1	aL	6-7	Wake Forest	38-11
M. 2	aW	13-5	Wake Forest	39-11
M. 3	aW	9-8	Wake Forest (10)	40-11
M. 5	aL	2-7	Georgia	40-12
M. 6	hW	11-3	Georgia	41-12
M. 9	21W+	5-4	North Carolina	42-12
M. 10	21L+	4-7	N.C. State	42-13
M. 11	21W+	7-3	Duke	43-13
M. 12	21L+	4-5	Clemson	43-14
M. 15	aL	5-6	Miami (13)	43-15
M. 16	aL	2-6	Miami [TV]	43-16
M. 17	aL	3-4	Miami [TV]	43-17
M. 21	27W*	5-4	George Mason	44-17
M. 22	27W*	3-2	Texas A&M (10)	45-17
M. 23	27L*	5-7	Texas A&M	45-18
M. 24	27L*	2-3	California	45-19

#Busch Challenge
+ACC Tournament
**NCAA East Regional*

1993 (47-14, 16-6 ACC)

Home: 25-8; Away: 14-4; Neutral: 8-2

F. 5	30W!	5-4	Auburn	1-0
F. 6	30W!	13-2	Central Florida	2-0
F. 6	30W!	5-4	Pepperdine	3-0
F. 7	30W!	3-2	Pepperdine	4-0
F. 12	hW	12-1	Coastal Carolina	5-0
F. 13	hW	8-4	Coastal Carolina	6-0
F. 14	hW	4-1	Coastal Carolina	7-0
F. 20	aW	6-2	Georgia Southern	8-0
F. 21	aL	3-7	Georgia Southern	8-1
F. 26	hW	10-2	Coll. of Charleston	9-1
F. 27	hW	11-2	Coll. of Charleston	10-1
F. 28	hW	19-1	Coll. of Charleston	11-1
M. 4	20L	2-14	Atlanta Braves [exh]	11-1
M. 5	26W#	7-6	Cal State-Fullerton(11)	12-1
M. 6	26W#	3-2	Arkansas	13-1
M. 7	26W#	11-3	Minnesota	14-1
M. 9	aW	8-4	Mercer	15-1
M. 12	hL	8-10	Maryland (7)	15-2
M. 22	hW	4-1	Western Carolina	16-2
M. 23	hL	3-4	Western Carolina	16-3
M. 24	hW	8-5	Mercer	17-3
M. 26	aW	6-3	Virginia (10)	18-3
M. 28	aL	2-3	Virginia (7)	18-4
M. 28	aW	7-5	Virginia (7)	19-4
M. 30	hW	10-2	Appalachian State	20-4
M. 31	hW	7-2	Appalachian State	21-4
A. 2	hW	10-3	Florida State [TV]	22-4
A. 3	hL	3-17	Florida State [TV]	22-5
A. 4	hL	1-5	Florida State [TV]	22-6
A. 6	hW	6-4	Davidson	23-6
A. 7	hW	3-1	Georgia [TV]	24-6
A. 9	aW	20-2	Duke	25-6
A. 10	aW	6-2	Duke	26-6
A. 11	aW	7-6	Duke	27-6
A. 13	aW	4-1	Georgia	28-6
A. 14	hW	7-6	Mercer	29-6
A. 16	aW	4-3	North Carolina	30-6
A. 17	aL	1-7	North Carolina	30-7
A. 18	aW	6-2	North Carolina	31-7
A. 20	hW	15-4	Georgia State	32-7
A. 21	aL	4-5	Georgia State (10)	32-8
A. 23	aW	11-0	Clemson	33-8
A. 24	aW	10-5	Clemson	34-8
A. 25	aW	6-0	Clemson	35-8
A. 27	hW	10-4	Georgia State	36-8
A. 29	hW	13-8	Wake Forest	37-8
A. 30	hW	8-4	Wake Forest	38-8
M. 1	hW	10-8	Wake Forest [TV]	39-8
M. 4	hL	1-4	Georgia [TV]	39-9
M. 5	aW	12-1	Georgia	40-9
M. 7	hW	19-5	N.C. State	41-9
M. 8	hW	10-6	N.C. State	42-9
M. 9	hL	11-13	N.C. State [TV]	42-10
M. 11	hW	9-2	Georgia Southern	43-10
M. 12	hW	10-5	Georgia Southern	44-10
M. 15	21W+	6-0	Maryland	45-10
M. 17	21L+	8-9	Clemson	45-11
M. 18	21L+	2-5	Florida State	45-12
M. 27	hW*	4-1	Liberty	46-12
M. 28	hL*	4-7	Ohio State	46-13
M. 29	hW*	12-0	South Carolina	47-13
M. 29	hL*	4-5	Wichita State (10)	47-14

!Olive Garden Classic (Champions)
#Oscar Mayer Classic (Champions)
+ACC Tournament
**NCAA Atlantic Regional*

COACH DANNY HALL
27 seasons; 1,073-556-1 (.659)

1994 (50-17, 16-8 ACC)

Home: 29-5; Away: 12-7; Neutral: 9-5

F. 11	hW	3-1	Minnesota	1-0
F. 12	hW	10-5	Minnesota	2-0
F. 13	hW	8-2	Minnesota	3-0
F. 19	aW	6-3	Georgia Southern	4-0
F. 20	aW	15-2	Georgia Southern	5-0
F. 25	31L#	6-8	Oklahoma	5-1
F. 26	31W#	5-4	San Diego (11)	6-1
F. 27	aL#	0-2	Cal State Fullerton	6-2
M. 5	hL	1-2	Rutgers (8)	6-3
M. 5	hW	17-7	Rutgers (7)	7-3
M. 6	hW	13-2	Rutgers	8-3
M. 8	hW	22-4	Appalachian State	9-3
M. 9	hW	22-4	Appalachian State	10-3
M. 11	hW	4-1	Virginia	11-3
M. 12	hW	6-2	Virginia	12-3
M. 13	hW	7-6	Virginia	13-3
M. 19	hW	26-1	Siena	14-3
M. 20	hW	11-1	Siena	15-3
M. 22	aW	12-4	Maryland	16-3
M. 23	aL	5-6	Maryland	16-4
M. 24	aW	12-4	Maryland	17-4
M. 25	hW	6-4	Ohio	18-4
M. 26	hW	12-5	Ohio	19-4
M. 29	hW	12-2	Winthrop	20-4
M. 30	hW	17-8	Winthrop	21-4
A. 1	hW	7-4	North Carolina	22-4
A. 2	hW	7-6	N. Carolina (10) [TV]	23-4
A. 3	hL	8-11	North Carolina	23-5
A. 5	hW	4-3	Georgia State	24-5
A. 8	hW	7-5	Duke	25-5
A. 9	hW	9-2	Duke	26-5
A. 10	hW	17-10	Duke	27-5
A. 12	hW	28-3	Georgia State	28-5
A. 13	hL	4-6	Davidson	28-6
A. 15	aL	7-8	N.C. State (10)	28-7
A. 16	aW	11-7	N.C. State	29-7
A. 17	aW	7-4	N.C. State	30-7
A. 20	aW	8-0	Georgia	31-7
A. 22	aL	1-2	Wake Forest	31-8
A. 23	aW	7-5	Wake Forest	32-8
A. 24	aL	2-14	Wake Forest	32-9
A. 26	hW	13-2	Georgia [TV]	33-9
A. 29	aL	4-6	Florida State	33-10
A. 30	aW	6-2	Florida State	34-10
M. 1	aW	7-5	Florida State [TV]	35-10
M. 4	aL	5-6	Mercer (10)	35-11
M. 6	hW	9-6	Ga. Southern [TV]	36-11
M. 7	hW	8-6	Georgia Southern	37-11
M. 8	hW	15-6	Georgia Southern	38-11
M. 10	hW	14-1	Georgia [TV]	39-11
M. 11	aW	23-9	Georgia State	40-11
M. 13	hL	8-9	Clemson (10) [TV]	40-12
M. 14	hW	20-4	Clemson	41-12
M. 15	hL	4-7	Clemson [TV]	41-13
M. 18	21W+	7-4	North Carolina	42-13
M. 19	21W+	6-0	Wake Forest	43-13
M. 20	21L+	6-9	Clemson	43-14
M. 21	21L+	3-11	N.C. State	43-15
M. 27	32W*	7-0	Connecticut	44-15
M. 28	aW*	13-1	Wichita State	45-15
M. 29	32W*	6-2	Washington	46-15
M. 30	32L*	9-12	Washington (14)	46-16
M. 30	32W*	18-7	Washington	47-16
J. 3	33W$	2-0	Cal St. Fullerton [TV]	48-16
J. 5	33W$	12-4	Florida St. (10) [TV]	49-16
J. 8	33W$	3-2	Cal St. Fullerton(12)[TV]	50-16
J. 11	33L$	5-13	Oklahoma [TV]	50-17

#Anaheim Hilton Classic
+ACC Tournament
**NCAA Midwest II Regional (Champions)*
$College World Series

1995 (38-22, 16-8 ACC)

Home: 26-6; Away: 7-12; Neutral: 5-4

F. 10	hW	14-1	Charleston So. (7)	1-0
F. 11	hW	8-4	Charleston So. (7)	2-0
F. 11	hW	6-1	Charleston So. (7)	3-0
F. 19	aL	3-7	Georgia Southern	3-1
F. 19	aL	3-10	Georgia Southern	3-2
F. 23	23W#	10-2	Utah	4-2
F. 24	23W#	19-8	Washington	5-2
F. 24	aW#	14-11	Nevada-Las Vegas	6-2
F. 25	23L#	10-15	Washington	6-3
F. 26	23W#	20-5	Utah	7-3
M. 2	20L	1-5	Atlanta Braves [exh]	7-3
M. 3	hW	11-1	West Virginia (6)	8-3
M. 4	hW	8-2	West Virginia	9-3
M. 7	hW	6-0	W. Carolina [TV]	10-3
M. 9	hL	7-13	W. Carolina	10-4
M. 10	hW	15-8	Michigan	11-4
M. 11	hL	6-8	Michigan	11-5
M. 12	hL	5-27	Michigan	11-6
M. 18	aW	7-5	Georgia	12-6
M. 19	aL	7-12	Georgia	12-7
M. 20	hW	25-17	Maryland	13-7
M. 21	hW	18-6	Maryland	14-7
M. 22	hW	10-7	Maryland	15-7
M. 24	aL	9-11	North Carolina	15-8
M. 25	aL	5-7	North Carolina	15-9
M. 26	aW	7-5	North Carolina	16-9
M. 28	hW	18-7	Georgia State	17-9
M. 31	hW	12-0	Coastal Carolina	18-9
A. 1	hW	10-5	Coastal Carolina	19-9
A. 2	hW	7-6	Coastal Carolina	20-9
A. 4	hW	7-6	Davidson	21-9
A. 7	aW	9-3	Duke	22-9
A. 8	aW	10-2	Duke	23-9

RECORDS

YEAR-BY-YEAR RESULTS

A. 9	34W	10-5	Duke	24-9
A. 12	hW	9-2	Mercer	25-9
A. 14	hW	12-10	Wake Forest	26-9
A. 15	hW	13-11	Wake Forest	27-9
A. 16	hW	9-2	Wake Forest [TV]	28-9
A. 18	hL	3-10	Georgia [TV]	28-10
A. 21	aL	1-2	Virginia	28-11
A. 22	aW	18-13	Virginia	29-11
A. 23	aL	1-4	Virginia	29-12
A. 25	aW	11-2	Georgia State	30-12
A. 26	hW	20-7	Georgia	31-12
A. 28	aL	5-8	Clemson	31-13
A. 29	aL	1-6	Clemson	31-14
A. 30	aL	5-6	Clemson [TV]	31-15
M. 2	aL	5-17	Mercer	31-16
M. 5	hW	5-4	Florida State	32-16
M. 6	hW	11-9	Florida State	33-16
M. 7	hL	9-14	Florida State [TV]	33-17
M. 9	hW	7-5	Ga. Southern [TV]	34-17
M. 10	hL	12-13	Ga. Southern	34-18
M. 12	hW	6-4	N.C. State [TV]	35-18
M. 13	hW	14-7	N.C. State	36-18
M. 14	hW	8-6	N.C. State [TV]	37-18
M. 17	21L+	5-9	N.C. State (12)	37-19
M. 18	21W+	3-2	Virginia	38-19
M. 19	21L+	9-12	North Carolina	38-20
M. 25	35L*	3-4	California	38-21
M. 26	aL*	4-6	Tennessee	38-22

#Coors/UNLV Desert Classic
+ACC Tournament
**NCAA Mideast Regional*

1996 (40-24, 13-11 ACC)

Home: 25-9; Away: 10-9; Neutral: 5-6

F. 9	30L#	2-7	Alabama	0-1
F. 10	30L#	4-8	Texas Tech	0-2
F. 11	30L#	7-8	Central Florida	0-3
F. 13	aL	3-4	Ga. Southern (10)	0-4
F. 14	aL	4-8	Georgia Southern	0-5
F. 17	hW	12-4	Notre Dame	1-5
F. 18	hW	9-4	Notre Dame	2-5
F. 24	hW	6-5	Georgia (10)	3-5
F. 25	aL	2-5	Georgia	3-6
F. 27	hW	7-2	Mercer	4-6
M. 1	hW	9-1	Rutgers	5-6
M. 2	hW	6-3	Rutgers	6-6
M. 3	hL	4-5	Rutgers	6-7
M. 5	hW	14-7	Jacksonville State	7-7
M. 9	hW	7-0	Connecticut	8-7
M. 9	hW	8-2	Connecticut	9-7
M. 10	hW	11-8	Connecticut	10-7
M. 16	hW	7-6	Virginia	11-7
M. 16	hW	5-4	Virginia	12-7
M. 17	hW	13-5	Virginia	13-7
M. 19	hW	10-7	Winthrop	14-7
M. 20	hW	14-1	Winthrop	15-7
M. 22	hW	14-12	Kent	16-7
M. 23	hL	7-9	Kent	16-8
M. 24	hW	17-16	Kent	17-8
M. 29	hL	5-6	Duke [TV]	17-9
M. 31	hW	15-7	Duke (7)	18-9
M. 31	hW	13-5	Duke (7)	19-9
A. 2	hW	23-4	Georgia State	20-9
A. 5	aL	6-10	N.C. State	20-10
A. 7	aW	3-2	N.C. State (7)	21-10
A. 7	aW	9-0	N.C. State (7)	22-10
A. 9	aW	4-2	Georgia State	23-10
A. 10	aW	11-8	Mercer	24-10
A. 12	aL	2-4	Wake Forest	24-11
A. 13	aW	13-2	Wake Forest	25-11
A. 14	aL	1-7	Wake Forest	25-12
A. 16	hW	7-6	UNC Asheville (7)	26-12
A. 16	hW	18-7	UNC Asheville (7)	27-12
A. 19	hL	6-12	North Carolina [TV]	27-13
A. 20	hL	7-8	North Carolina	27-14
A. 21	hL	11-12	North Carolina	27-15
A. 23	hW	4-3	Georgia [TV]	28-15
A. 26	aL	4-16	Florida State [TV]	28-16
A. 27	aL	3-6	Florida State	28-17
A. 28	aW	4-1	Florida State	29-17
A. 30	aW	10-3	Georgia	30-17
M. 3	aW	13-2	Maryland	31-17
M. 4	aW	7-1	Maryland	32-17
M. 5	aW	8-6	Maryland (10)	33-17
M. 7	hL	5-6	Georgia Southern	33-18
M. 8	hW	7-4	Georgia Southern	34-18
M. 10	hL	8-9	Clemson (10) [TV]	34-19
M. 11	hW	4-0	Clemson	35-19
M. 12	hL	2-9	Clemson [TV]	35-20
M. 16	34W+	13-9	North Carolina	36-20
M. 16	14L+	1-6	Clemson	36-21
M. 17	34W+	6-1	N.C. State	37-21
M. 18	34L+	4-8	Virginia	37-22
M. 23	28L*	3-13	New Orleans	37-23
M. 24	28W*	14-3	Austin Peay	38-23
M. 25	28W*	7-4	Tulane	39-23
M. 25	28W*	12-7	New Orleans	40-23
M. 26	aL*	13-29	Louisiana State	40-24

#Olive Garden Classic
+ACC Tournament
**NCAA South II Regional*

1997 (46-15, 19-4 ACC)

Home: 29-5; Away: 14-7; Neutral: 3-3

F. 8	aW	10-0	Georgia Southern	1-0
F. 9	aW	8-5	Georgia Southern	2-0
F. 15	hW	5-0	Western Kentucky	3-0
F. 15	hW	14-2	Western Kentucky (7)	4-0
F. 16	hW	22-10	Western Kentucky	5-0
F. 18	aW	12-8	Mercer	6-0
F. 22	hW	9-1	Evansville	7-0
F. 23	hW	21-10	Evansville	8-0
F. 26	hW	15-12	Jacksonville State	9-0
F. 27	20L	2-7	Atlanta Braves (exh)	9-0
M. 1	aW	9-0	Georgia	10-0
M. 2	hL	1-4	Georgia	10-1
M. 4	hW	9-5	Stetson (10)	11-1
M. 5	hW	7-6	Mercer	12-1
M. 8	aW	11-8	North Carolina	13-1
M. 9	aW	10-7	North Carolina	14-1
M. 10	aW	9-8	North Carolina	15-1
M. 11	hL	7-13	W. Carolina [TV]	15-2
M. 12	hW	14-0	W. Carolina	16-2
M. 14	hW	7-3	Virginia Tech	17-2
M. 15	hW	9-8	Virginia Tech	18-2
M. 16	hW	20-13	Virginia Tech	19-2
M. 21	hW	14-3	Wake Forest	20-2
M. 22	hW	10-7	Wake Forest	21-2
M. 23	hW	8-7	Wake Forest	22-2
M. 25	hW	12-11	Charleston So. (11)	23-2
M. 26	hW	16-6	Charleston So.	24-2
M. 28	hW	7-0	Maryland	25-2
M. 29	hW	13-11	Maryland	26-2
M. 30	hW	11-1	Maryland	27-2
A. 1	aW	5-4	Georgia State	28-2
A. 4	aL	1-10	Miami [TV]	28-3
A. 5	aL	4-9	Miami [TV]	28-4
A. 6	aL	0-12	Miami	28-5
A. 8	hW	7-5	Winthrop	29-5
A. 9	hW	15-2	Winthrop	30-5
A. 11	aW	8-2	Virginia	31-5
A. 13	aW	4-2	Virginia (7)	32-5
A. 13	aL	8-10	Virginia (7)	32-6
A. 15	hW	6-3	Georgia [TV]	33-6
A. 18	hL	9-10	Florida St. (12) [TV]	33-7
A. 19	hL	6-11	Florida State	33-8
A. 20	hW	12-11	Florida St. (10) [TV]	34-8
A. 23	hW	16-5	Georgia State	35-8
A. 25	aL	4-7	Clemson	35-9
A. 26	aW	19-4	Clemson	36-9
A. 29	aL	4-5	Georgia	36-10
M. 1	aW	13-7	Duke	37-10
M. 2	aW	11-4	Duke	38-10
M. 3	aW	8-3	Duke	39-10
M. 6	hW	10-0	Ga. Southern [TV]	40-10
M. 7	hL	5-16	Ga. Southern	40-11
M. 9	hW	14-13	N.C. State [TV]	41-11
M. 10	hW	19-5	N.C. State	42-11
M. 11	hW	7-6	N.C. State [TV]	43-11
M. 14	37W+	7-6	North Carolina	44-11
M. 15	37L+	4-7	Clemson	44-12
M. 16	37L+	3-5	Duke	44-13
M. 22	38W*	5-0	Tennessee Tech	45-13
M. 23	38W*	8-0	SW Louisiana [La.-Laf.]	46-13
M. 24	38L*	4-8	Washington	46-14
M. 25	aL*	2-10	Mississippi State	46-15

+ACC Tournament
**NCAA Mideast Regional*
Tech Won ACC Regular Season

1998 (41-22, 14-9 ACC)

Home: 27-10; Away: 10-8; Neutral: 4-4

F. 6	hW	16-7	UCLA	1-0
F. 7	hL	9-10	UCLA	1-1
F. 8	hL	11-13	UCLA	1-2
F. 11	hL	4-10	Charleston Southern	1-3
F. 14	aW	4-2	Georgia Southern	2-3
F. 15	aW	8-6	Georgia Southern	3-3
F. 20	hW	17-1	Cincinnati	4-3
F. 21	hW	19-2	Cincinnati	5-3
F. 22	hW	9-6	Cincinnati	6-3
F. 24	hL	9-13	Mercer	6-4
F. 27	hW	8-2	Xavier	7-4
F. 28	hW	6-5	Xavier (10)	8-4
M. 1	hW	6-2	Xavier	9-4
M. 3	hW	12-4	UNC Charlotte	10-4
M. 4	hL	0-8	Stetson	10-5
M. 6	hW	5-3	Virginia	11-5
M. 7	hW	27-4	Virginia	12-5
M. 11	hW	14-4	Jacksonville State	13-5
M. 13	hL	10-11	North Carolina	13-6
M. 14	hW	11-4	North Carolina	14-6
M. 15	hL	1-9	North Carolina	14-7
M. 22	aW	5-1	Wake Forest [TV]	15-7
M. 23	aW	9-5	Wake Forest	16-7
M. 23	aL	0-7	Wake Forest	16-8
M. 24	hW	19-6	Georgia Southern	17-8
M. 25	hL	7-11	Georgia Southern	17-9
M. 27	hW	9-8	Duke	18-9
M. 28	hW	6-5	Duke	19-9
M. 29	hW	12-4	Duke [TV]	20-9
M. 31	hW	17-12	Winthrop	21-9
A. 1	hW	9-5	Georgia State	22-9
A. 3	aL	4-6	N.C. State	22-10
A. 4	aW	17-13	N.C. State	23-10
A. 5	aL	5-8	N.C. State [TV]	23-11
A. 7	hW	8-2	Georgia [TV]	24-11
A. 8	aW	3-2	Georgia	25-11
A. 10	hW	13-2	S.E. Missouri St.	26-11
A. 11	hW	14-4	S.E. Missouri St.	27-11
A. 11	hW	6-5	S.E. Missouri St.	28-11
A. 14	aL	5-13	Georgia	28-12
A. 17	aL	2-3	Florida State	28-13
A. 18	aL	3-8	Florida State [TV]	28-14
A. 19	aL	5-10	Florida State [TV]	28-15
A. 22	aW	10-6	Mercer	29-15
A. 24	hW	22-7	Miami	30-15
A. 25	hL	5-8	Miami	30-16
A. 26	hL	8-9	Miami	30-17
A. 28	hW	21-4	Georgia	31-17
A. 29	aW	6-4	Georgia State	32-17
M. 3	hW	7-6	Clemson	33-17
M. 4	hW	9-7	Clemson [TV]	34-17
M. 5	hW	14-5	Clemson [TV]	35-17
M. 9	aW	3-2	Maryland	36-17
M. 9	aL	1-4	Maryland (7)	36-18
M. 10	aW	12-3	Maryland	37-18
M. 13	34L+	0-4	Duke	37-19
M. 14	34W+	10-6	Clemson	38-19
M. 15	34L+	1-2	Wake Forest	38-20
M. 21	32L*	4-13	Oklahoma State	38-21
M. 22	32W*	14-5	S.E. Missouri St.	39-21
M. 23	32W*	2-0	Arkansas	40-21
M. 24	32W*	6-5	Oklahoma State	41-21
M. 25	32L*	1-3	Arizona State	41-22

+ACC Tournament
**NCAA Midwest Regional*

1999 (38-20, 12-12 ACC)

Home: 25-6; Away: 11-10; Neutral: 2-4

J. 29	39L	12-17	Auburn# [TV]	0-1
J. 30	39L	0-12	Oklahoma#	0-2
J. 31	39W	14-1	Jacksonville#	1-2
F. 5	aW	13-8	UCLA	2-2
F. 6	aL	3-12	UCLA	2-3
F. 7	aL	1-6	UCLA	2-4
F. 13	aW	6-4	Georgia Southern	3-4
F. 14	aW	11-4	Georgia Southern	4-4
F. 20	hW	8-2	West Virginia	5-4
F. 21	hW	7-6	West Virginia	6-4
F. 27	aW	14-8	Georgia State	7-4
F. 28	hW	9-3	Georgia State	8-4
M. 2	hW	22-4	Charleston So.	9-4
M. 3	hW	20-13	Charleston So.	10-4
M. 4	39L	5-15	Atlanta Braves (exh)	10-4
M. 5	hW	12-3	Rutgers	11-4
M. 6	hW	19-5	Rutgers	12-4
M. 7	hW	6-2	Rutgers	13-4
M. 10	hW	3-0	Georgia	14-4
M. 12	hW	9-4	N.C. State	15-4
M. 13	hW	7-6	N.C. State	16-4
M. 14	hL	7-12	N.C. State	16-5
M. 19	hW	5-2	Kent	17-5
M. 20	hL	6-11	Kent	17-6
M. 21	hW	13-12	Kent	18-6
M. 23	hW	2-0	Western Carolina	19-6
M. 24	hW	14-6	Howard	20-6
M. 26	hW	11-3	Maryland	21-6
M. 27	hW	5-1	Maryland	22-6
M. 28	hW	13-0	Maryland	23-6
A. 2	aL	6-7	Virginia (14)	23-7
A. 3	aW	7-6	Virginia	24-7
A. 4	aL	5-6	Virginia	24-8
A. 6	hW	2-1	Winthrop	25-8
A. 9	aL	6-7	Duke	25-9
A. 10	aW	10-7	Duke	26-9
A. 11	aW	6-2	Duke	27-9
A. 13	aL	1-5	Georgia	27-10
A. 16	hL	1-22	Wake Forest [TV]	27-11
A. 17	hL	3-12	Wake Forest	27-12
A. 18	hW	8-6	Wake Forest [TV]	28-12
A. 20	hW	7-2	Mercer	29-12
A. 23	aL	4-24	Clemson	29-13
A. 24	aL	8-13	Clemson	29-14
A. 25	aL	5-6	Clemson	29-15
A. 27	hW	8-1	Georgia [TV]	30-15
A. 30	hW	3-2	Florida State	31-15
M. 1	hL	4-18	Florida State	31-16
M. 2	hL	2-4	Florida State [TV]	31-17
M. 8	hW	9-8	Ga. Southern [TV]	32-17
M. 9	hW	3-1	Ga. Southern	33-17
M. 11	aW	15-12	Mercer	34-17
M. 12	aW	11-10	Georgia	35-17
M. 15	aL	0-5	North Carolina (7)	35-18
M. 15	aW	3-2	North Carolina (7)	36-18
M. 16	aW	3-2	North Carolina	37-18
M. 19	34W+	15-4	North Carolina	38-18
M. 20	34L+	3-7	Florida State	38-19
M. 21	34L+	6-9	N.C. State	38-20

#ACC Disney Baseball Blast
+ACC Tournament

2000 (50-16, 18-6 ACC)

Home: 31-8; Away: 14-7; Neutral: 5-1

F. 12	aW	15-3	Georgia Southern	1-0
F. 13	aW	7-6	Georgia Southern	2-0
F. 15	aL	3-4	Georgia State	2-1
F. 16	hW	14-4	Georgia State	3-1
F. 19	hW	9-1	Oakland	4-1
F. 20	hW	9-5	Oakland	5-1
F. 21	hW	22-3	Oakland	6-1
F. 22	hW	10-2	Jacksonville State	7-1
F. 26	hL	6-10	UNC Greensboro	7-2
F. 27	hW	8-7	UNC Greensboro	8-2
F. 29	aL	1-10	Georgia [TV]	8-3
M. 1	hL	5-13	Georgia [TV]	8-4
M. 3	31L#	2-9	Southern California	8-5
M. 10	hW	12-0	Connecticut	9-5
M. 11	hL	5-11	Connecticut	9-6
M. 12	hW	17-7	Connecticut	10-6
M. 14	aW	8-5	Georgia (11) [TV]	11-6
M. 15	hW	6-1	Liberty	12-6
M. 17	hW	5-4	North Carolina	13-6
M. 18	hW	16-3	North Carolina	14-6
M. 19	hW	8-7	North Carolina [TV]	15-6
M. 21	hW	3-2	Eastern Kentucky	16-6
M. 22	hW	5-4	Eastern Kentucky	17-6
M. 24	hW	14-1	Duke	18-6
M. 25	hL	3-4	Duke [TV]	18-7
M. 26	hL	3-4	Duke	18-8
M. 28	hW	6-3	Charleston So.	19-8
M. 29	hW	12-5	Charleston So.	20-8
M. 31	aW	13-1	NC State	21-8
A. 1	aW	11-6	NC State	22-8
A. 2	aW	4-3	NC State	23-8
A. 7	aW	7-3	Maryland	24-8
A. 8	aW	8-5	Maryland	25-8
A. 9	aW	10-3	Maryland	26-8
A. 11	aW	19-6	Mercer (7)	27-8
A. 12	hW	13-3	The Citadel	28-8
A. 14	hW	8-4	Virginia	29-8
A. 15	hW	5-1	Virginia	30-8
A. 16	hW	12-6	Virginia	31-8
A. 18	hW	17-5	Georgia Southern	32-8
A. 19	hW	22-8	Georgia Southern	33-8
A. 21	aL	0-6	Florida State	33-9
A. 22	aW	5-0	Florida State [TV]	34-9
A. 23	aL	5-7	Florida State [TV]	34-10
A. 25	hW	7-3	Georgia [TV]	35-10
A. 28	hW	7-4	Clemson	36-10
A. 29	hW	9-7	Clemson [TV]	37-10
A. 30	hL	12-13	Clemson [TV]	37-11
M. 6	aW	10-2	Miami [TV]	38-11
M. 7	aL	2-3	Miami [TV]	38-12
M. 8	aL	5-7	Miami [TV]	38-13
M. 9	hW	16-7	Mercer	39-13
M. 10	hW	10-6	East Tenn. State	40-13
M. 12	aW	10-8	Wake Forest	41-13
M. 13	aW	20-10	Wake Forest	42-13
M. 14	aL	5-9	Wake Forest	42-14
M. 17	40W+	9-3	Duke	43-14
M. 18	40W+	6-3	Wake Forest	44-14
M. 19	40W+	9-8	Clemson	45-14
M. 20	40W+	10-3	Florida State	46-14
M. 20	40W+	8-4	Clemson [TV]	47-14
M. 26	hW*	11-9	Georgia Southern	48-14
M. 27	hW*	24-1	Stetson	49-14
M. 28	hW*	16-11	Stetson	50-14

YEAR-BY-YEAR RESULTS

J. 2 hL^ 2-7 So. California 50-15
J. 3 hL^ 3-6 So. California 50-16

#Kia Baseball Bash, Fullerton, Calif.
+ACC Tournament (Champions)
**NCAA Atlanta Regional (Champions)*
^NCAA Atlanta Super Regional
Tech Won ACC Regular Season

2001 (41-20, 13-11 ACC)

Home: 26-7; Away: 11-10; Neutral: 4-3

F. 9 41W# 11-9 Lamar 1-0
F. 10 aL# 4-5 Rice 1-1
F. 11 41W# 15-8 Nebraska 2-1
F. 17 aW 23-3 Georgia Southern. 3-1
F. 18 aW 10-2 Georgia Southern. 4-1
F. 21 aW 10-8 Georgia 5-1
F. 23 hW 18-7 Elon. 6-1
F. 24 hW 9-5 Elon. 7-1
F. 27 hW 16-0 Oakland (7). 8-1
F. 27 hW 19-4 Oakland (7). 9-1
F. 28 hW 18-0 Oakland (7). 10-1
M. 1 39L 4-18 Atlanta Braves (exh) . . . 10-1
M. 2 hW 2-1 Rutgers (10) 11-1
M. 3 hL 9-10 Rutgers 11-2
M. 4 hW 13-1 Rutgers 12-2
M. 6 aL 0-4 Auburn. 12-3
M. 9 hL 7-9 NC State 12-4
M. 10 hW 5-1 NC State 13-4
M. 11 hL 8-16 NC State 13-5
M. 13 aW 11-3 Georgia State 14-5
M. 16 hW 8-5 Kent State 15-5
M. 17 hW 10-3 Kent State 16-5
M. 18 hW 7-4 Kent State 17-5
M. 21 hL 9-15 Georgia 17-6
M. 23 hW 15-1 Maryland 18-6
M. 24 hW 8-1 Maryland 19-6
M. 25 hW 11-9 Maryland 20-6
M. 27 hW 10-4 Mercer. 21-6
M. 30 aL 1-3 Virginia. 21-7
M. 31 aW 10-3 Virginia. 22-7
A. 1 aW 13-9 Virginia. 23-7
A. 4 hW 23-4 Georgia State 24-7
A. 6 aW 9-2 Duke 25-7
A. 7 aL 7-8 Duke 25-8
A. 8 aW 13-3 Duke 26-8
A. 10 hW 5-4 Ga. Southern [TV] 27-8
A. 11 hW 12-6 Ga. Southern 28-8
A. 13 hW 18-11 Wake Forest [TV]. 29-8
A. 14 hL 10-14 Wake Forest [TV]. 29-9
A. 15 hL 4-14 Wake Forest [TV]. . . . 29-10
A. 17 hW 11-1 Auburn. 30-10
A. 20 aL 0-3 Clemson. 30-11
A. 21 aL 1-5 Clemson [TV] 30-12
A. 22 aW 5-3 Clemson. 31-12
A. 25 aL 4-5 Georgia [TV] 31-13
A. 27 hW 9-8 Florida State [TV]. . . . 32-13
A. 28 hL 2-6 Florida State [TV]. . . . 32-14
A. 29 hW 12-2 Florida State 33-14
M. 4 hW 9-4 Charleston So. 34-14
M. 5 hW 9-3 Charleston So. 35-14
M. 6 hW 10-5 Charleston So. 36-14
M. 7 hW 9-4 East Tenn. State 37-14
M. 8 aW 15-2 Mercer (7) 38-14
M. 11 aL 5-10 North Carolina. 38-15
M. 12 aW 19-5 North Carolina. 39-15
M. 13 aL 10-11 North Carolina. 39-16
M. 16 40W+ 16-2 Duke 40-16
M. 17 40W+ 6-5 Florida State (10). . . . 41-16
M. 18 40L+ 3-4 Wake Forest 41-17
M. 19 40L+ 4-6 NC State 41-18
M. 25 42L* 3-5 Coastal Carolina. 41-19
M. 26 aL* 5-13 Georgia 41-20

#Crowne Plaza/Rice Invit., Houston, Tex.
+ACC Tournament
**NCAA Athens Regional*

2002 (52-16, 14-9 ACC)

Home: 36-4; Away: 11-7; Neutral: 5-5

F. 9 aW 10-2 Georgia Southern. 1-0
F. 10 aW 7-4 Georgia Southern. 2-0
F. 15 hW 12-3 Tennessee Tech 3-0
F. 16 hW 21-0 Tennessee Tech 4-0
F. 17 hW 17-3 Tennessee Tech 5-0
F. 19 hW 12-1 Wofford 6-0
F. 22 43W# 2-1 Coastal Carolina. 7-0
F. 23 43L# 3-8 South Carolina [TV] 7-1
F. 24 43W# 8-2 Va. Commonwealth 8-1
M. 3 hW 12-5 Georgia State 9-1
M. 5 hW 6-5 East Tenn.State (10) . . 10-1
M. 8 hW 6-4 Winthrop 11-1
M. 9 hW 7-5 Winthrop 12-1
M. 10 hW 8-1 Winthrop 13-1
M. 13 aW 11-7 Georgia State 14-1
M. 15 aL 9-10 Wake Forest 14-2
M. 16 aL 5-11 Wake Forest 14-3
M. 19 hW 6-5 Eastern Kentucky. 15-3
M. 20 hW 13-9 Eastern Kentucky. 16-3
M. 23 hW 9-3 Gardner-Webb 17-3
M. 24 hW 6-2 Gardner-Webb 18-3
M. 26 aL 1-7 Georgia 18-4
M. 27 hW 9-1 Georgia 19-4
M. 29 aW 6-4 NC State 20-4
M. 30 aW 20-12 NC State 21-4
M. 30 aW 3-0 NC State 22-4
A. 2 hW 4-3 Ga. Southern (10) 23-4
A. 3 hW 9-3 Ga. Southern 24-4
A. 5 hW 4-2 Duke 25-4
A. 6 hW 8-7 Duke (10). 26-4
A. 7 hW 15-7 Duke 27-4
A. 9 aW 9-5 Auburn. 28-4
A. 10 hW 2-1 Western Carolina. 29-4
A. 12 aW 9-6 Maryland 30-4
A. 13 aL 8-9 Maryland 30-5
A. 14 aW 12-1 Maryland (7) 31-5
A. 16 hW 10-4 Auburn. 32-5
A. 19 aL 3-4 Florida State [TV]. . . . 32-6
A. 20 aL 9-14 Florida State [TV]. . . . 32-7
A. 21 aL 1-13 Florida State 32-8
A. 23 hW 12-1 Mercer. 33-8
A. 24 aW 6-1 Georgia 34-8
A. 26 hL 1-5 Virginia. 34-9
A. 27 hW 3-2 Virginia (12) 35-9
A. 28 hW 9-3 Virginia. 36-9
M. 4 hL 9-12 Clemson. 36-10
M. 5 hW 15-6 Clemson [TV] 37-10
M. 6 hW 11-0 Clemson. 38-10
M. 8 aW 20-7 Mercer. 39-10
M. 10 hW 7-6 Miami [TV] 40-10
M. 11 hL 2-10 Miami [TV] 40-11
M. 12 hW 16-8 Miami (8) 41-11
M. 14 hW 12-11 Georgia (10) [TV]. . . . 42-11
M. 17 hW 7-4 North Carolina. 43-11
M. 18 hW 12-9 North Carolina [TV]. . . 44-11
M. 19 hL 1-6 North Carolina. 44-12
M. 22 37L+ 0-10 Clemson. 44-13
M. 23 37W+ 6-1 Duke 45-13
M. 24 37W+ 10-8 North Carolina. 46-13
M. 25 37L+ 4-7 Florida State 46-14
M. 31 hW* 6-0 Coastal Carolina. 47-14
J. 1 hW* 3-0 Georgia 48-14
J. 2 hW* 8-7 Georgia 49-14
J. 7 hW^ 14-3 Florida Atlantic. 50-14
J. 8 hW^ 11-5 Florida Atlantic. 51-14
J. 14 33W$ 11-0 South Carolina [TV] . . 52-14
J. 16 33L$ 7-9 Clemson [TV] 52-15
J. 18 33L$ 5-9 South Carolina [TV] . . 52-16

#Baseball at the Beach., Myrtle Beach, S.C.
+ACC Tournament
**NCAA Atlanta Regional (Champions)*
^NCAA Atlanta Super Regional (Champions)
$College World Series

2003 (44-18, 17-7 ACC)

Home: 24-9; Away: 13-7; Neutral: 7-2

F. 15 aW 8-1 Georgia Southern. 1-0
F. 15 aW 8-3 Georgia Southern. 2-0
F. 19 aW 9-1 Mercer. 3-0
F. 21 46W# 8-1 Rider 4-0
F. 23 46W# 7-6 Michigan 5-0
F. 23 aW# 12-4 Armstrong Atlantic 6-0
F. 27 39T 3-3 Atlanta Braves (exh/4) . . 6-0
F. 28 hW 13-4 George Washington 7-0
M. 1 hW 4-2 George Washington 8-0
M. 2 hW 9-2 George Washington 9-0
M. 4 hW 5-3 Campbell 10-0
M. 5 hW 3-1 Campbell 11-0
M. 7 hW 11-6 Rutgers 12-0
M. 8 hW 6-5 Rutgers (10) 13-0
M. 9 hW 7-5 Rutgers 14-0
M. 11 aW 4-2 Auburn. 15-0
M. 14 hW 5-4 Kent State 16-0
M. 15 hW 4-1 Kent State 17-0
M. 16 hL 3-5 Kent State 17-1
M. 18 hL 5-7 Auburn [TV] 17-2
M. 21 hW 13-7 Maryland 18-2
M. 22 hW 12-4 Maryland 19-2
M. 23 hW 20-6 Maryland 20-2
M. 25 hW 9-1 Mercer [TV] 21-2
M. 28 aL 6-7 Miami [TV] 21-3
M. 29 aL 8-13 Miami [TV] 21-4
M. 30 aL 16-17 Miami (8) [TV]. 21-5
A. 2 hW 7-5 Winthrop 22-5
A. 4 aW 10-6 North Carolina. 23-5
A. 5 aL 3-7 North Carolina [TV]. . . . 23-6
A. 6 aW 12-5 North Carolina. 24-6
A. 8 hW 11-3 Georgia State [TV] 25-6
A. 12 aW 9-1 Duke 26-6
A. 12 aW 11-1 Duke 27-6
A. 13 aW 13-6 Duke 28-6
A. 15 hW 8-5 Ga. Southern [TV] 29-6
A. 16 hL 7-8 Ga. Southern 29-7
A. 18 hW 2-0 Wake Forest [TV]. 30-7
A. 19 hW 10-4 Wake Forest 31-7
A. 20 hW 5-3 Wake Forest 32-7
A. 23 hL 4-8 Georgia [TV] 32-8
A. 25 aL 7-9 Clemson [TV] 32-9
A. 26 aL 5-10 Clemson. 32-10
A. 27 aL 3-11 Clemson. 32-11
M. 2 hL 1-7 Florida State [TV]. . . . 32-12
M. 3 hW 5-4 Florida St.(10)[TV] . . . 33-12
M. 4 hL 7-12 Florida State 33-13
M. 6 hW 11-3 Georgia State [TV] . . . 34-13
M. 9 aW 7-0 Virginia. 35-13
M. 10 aW 5-2 Virginia. 36-13
M. 11 aW 1-0 Virginia. 37-13
M. 13 45L% 3-10 Georgia [TV] 37-14
M. 15 hW 8-3 NC State 38-14
M. 16 hW 9-6 NC State 39-14
M. 17 hL 2-7 NC State 39-15
M. 22 44W+ 9-8 Wake Forest 40-15
M. 23 44L+ 0-6 NC State 40-16
M. 24 44W+ 23-4 Duke 41-16
M. 25 44W+ 10-6 North Carolina. 42-16
M. 25 44W+ 10-7 Florida State [TV]. . . . 43-16
M. 25 44W+ 6-5 NC State (10) [TV]. . . 44-16
M. 30 hL* 4-5 Stetson 44-17
M. 31 hL* 3-10 East Carolina. 44-18

#Memorial Health Diamond Classic, Savannah, Ga.
%Children's Healthcare of Atlanta Classic, Atlanta, Ga.
+ACC Tournament (Champions)
**NCAA Atlanta Regional*

2004 (44-21, 18-5 ACC)

Home: 26-14; Away: 14-3; Neutral: 4-4

F. 15 aW 15-6 Georgia Southern. 1-0
F. 15 aW 5-4 Ga. Southern(10). 2-0
F. 18 hW 13-4 Savannah State 3-0
F. 20 hW 5-1 Villanova. 4-0
F. 21 hW 19-1 Villanova. 5-0
F. 22 hW 4-1 Villanova. 6-0
F. 27 31L# 2-9 Southern California. 6-1
F. 28 aL# 1-7 Cal State-Fullerton 6-2
F. 29 31L# 2-6 Oklahoma. 6-3
M. 2 aL 2-6 Auburn. 6-4
M. 5 hW 6-5 Rutgers 7-4
M. 6 hL 5-7 Rutgers 7-5
M. 7 hW 13-6 Rutgers 8-5
M. 9 hW 4-3 Western Carolina. 9-5
M. 10 hL 5-9 Western Carolina. 9-6
M. 12 hL 3-4 Virginia. 9-7
M. 13 hL 1-2 Virginia. 9-8
M. 14 hL 5-8 Virginia (10) 9-9
M. 16 hW 14-4 Purdue. 10-9
M. 17 hW 18-16 Purdue. 11-9
M. 19 aW 9-8 Wake Forest (10) 12-9
M. 20 aL 4-8 Wake Forest 12-10
M. 21 aW 9-2 Wake Forest 13-10
M. 24 aW 4-3 Georgia [TV] 14-10
M. 27 hL 7-8 Georgia Southern. . . . 14-11
M. 28 hW 13-2 Georgia Southern. . . . 15-11
M. 30 hW 20-5 Auburn [TV] 16-11
A. 2 hW 17-4 Miami 17-11
A. 3 hL 7-9 Miami 17-12
A. 4 hL 13-16 Miami 17-13
A. 6 aW 25-3 Georgia State 18-13
A. 9 hL 7-9 North Carolina [TV]. . . 18-14
A. 10 hW 8-4 North Carolina [TV]. . . 19-14
A. 11 hW 13-8 North Carolina. 20-14
A. 14 hL 5-6 Georgia 20-15
A. 16 hW 8-4 Washington 21-15
A. 17 hL 3-7 Washington 21-16
A. 18 hL 2-16 Washington 21-17
A. 20 hW 7-6 Winthrop (13) 22-17
A. 23 aW 11-4 Florida State [TV]. . . . 23-17
A. 24 aW 12-2 Florida State [TV]. . . . 24-17
A. 25 aW 7-6 Florida State 25-17
M. 2 aW 6-1 NC State 26-17
M. 2 aW 7-3 NC State 27-17
M. 7 hW 9-8 Duke (10). 28-17
M. 8 hW 9-8 Duke 29-17
M. 9 hW 14-3 Duke 30-17
M. 11 45W% 12-5 Georgia [TV] 31-17
M. 14 hW 8-3 Clemson [TV] 32-17
M. 15 hW 11-3 Clemson [TV] 33-17
M. 16 hW 8-4 Clemson. 34-17
M. 18 hW 13-3 Georgia State [TV] . . . 35-17
M. 21 47aW 10-2 Maryland 36-17
M. 22 47aW 15-1 Maryland 37-17
M. 23 47aW 18-6 Maryland 38-17
M. 26 44W+ 4-3 Maryland 39-17
M. 27 44W+ 11-7 Clemson (13) 40-17
M. 28 44W+ 13-4 Florida State 41-17
M. 29 44L+ 7-8 Florida State [TV]. . . . 41-18
M. 30 44L+ 5-17 Florida State [TV]. . . . 41-19
J. 4 hW* 16-3 Jacksonville St. 42-19
J. 5 hW* 9-3 Texas Tech. 43-19
J. 6 hW* 5-3 Texas Tech. 44-19
J. 11 hL^ 5-7 Georgia [TV] 44-20
J. 12 hL^ 3-5 Georgia [TV] 44-21

#Kia Baseball Bash, Fullerton, Calif.
%Children's Healthcare of Atlanta Classic, Atlanta, Ga.
47-Considered Maryland home game
+ACC Tournament
**NCAA Atlanta Regional (Champions)*
^NCAA Atlanta Super Regional
Tech Won ACC Regular Season

2005 (45-19, 22-8 ACC)

Home: 29-11; Away: 12-7; Neutral: 4-1

F. 11 hL 2-5 Georgia State 0-1
F. 12 aW 10-6 Georgia Southern. 1-1
F. 13 aW 13-6 Ga. Southern (TV) 2-1
F. 18 hW 9-3 Iona. 3-1
F. 19 hW 9-3 Iona. 4-1
F. 19 hW 16-5 Iona. 5-1
F. 23 aW 11-6 Georgia State 6-1
F. 25 hW 11-6 Rutgers 7-1
F. 26 hL 9-10 Rutgers (13) 7-2
M. 1 hW 9-1 Georgia Southern. 8-2
M. 2 39L 0-12 Atlanta Braves (exh) 8-2
M. 4 aW 11-3 Duke 9-2
M. 5 aW 11-5 Duke 10-2
M. 6 aW 19-3 Duke 11-2
M. 8 hW 17-9 William & Mary 12-2
M. 9 hW 17-6 Georgia Southern. 13-2
M. 11 hW 15-5 Wake Forest 14-2
M. 12 hW 16-14 Wake Forest 15-2
M. 13 hW 16-5 Wake Forest 16-2
M. 18 hW 9-5 NC State 17-2
M. 19 hW 5-0 NC State 18-2
M. 20 hW 11-10 NC State 19-2
M. 23 hL 6-7 Auburn (11) 19-3
M. 25 aL 1-20 Miami [TV] 19-4
M. 26 aW 17-7 Miami [TV] 20-4
M. 27 aW 11-10 Miami [TV] 21-4
M. 29 hL 5-8 Western Carolina. 21-5
A. 1 hW 13-8 Maryland 22-5
A. 2 hL 1-2 Maryland 22-6
A. 3 hW 24-4 Maryland 23-6
A. 5 aW 3-2 Auburn. 24-6
A. 8 hW 6-1 Winthrop 25-6
A. 9 hL 9-12 Winthrop 25-7
A. 10 hW 20-3 Winthrop 26-7
A. 15 hW 6-4 Florida State [TV]. 27-7
A. 16 hW 9-8 Florida State [TV]. 28-7
A. 17 hW 9-4 Florida State [TV]. 29-7
A. 20 hW 12-2 Georgia 30-7
A. 22 aL 2-4 Virginia. 30-8
A. 23 aL 2-9 Virginia. 30-9
A. 24 aL 1-2 Virginia. 30-10
A. 27 45L% 8-11 Georgia [TV] 30-11
A. 29 aW 18-14 Clemson [TV] 31-11
A. 30 aL 5-6 Clemson [TV] 31-12
M. 1 aW 6-4 Clemson [TV] 32-12
M. 6 hW 5-4 Florida Atlantic (10) . . 33-12
M. 7 hW 12-3 Florida Atlantic. 34-12
M. 8 hL 0-2 Florida Atlantic. 34-13
M. 10 hL 6-7 Coastal Carolina. 34-14
M. 13 hW 10-0 Virginia Tech [TV]. . . . 35-14
M. 14 hW 27-2 Virginia Tech. 36-14
M. 15 hW 11-1 Virginia Tech. 37-14
M. 19 aL 4-5 North Carolina [TV]. . . 37-15
M. 20 aL 6-7 North Carolina [TV]. . . 37-16
M. 21 aW 8-1 North Carolina [TV]. . . 38-16
M. 25 48W+ 9-8 Wake Forest 39-16
M. 26 48W+ 5-4 Florida State 40-16
M. 27 48W+ 18-2 Florida State [TV] (7) . 41-16
M. 28 48W+ 4-3 Virginia. 42-16
J. 3 hW* 5-4 Furman [TV] (10). . . . 43-16
J. 4 hW* 10-2 South Carolina [TV] . . 44-16
J. 5 hL* 3-8 South Carolina [TV] . . 44-17
J. 6 hW* 5-0 South Carolina [TV] . . 45-17
J. 10 hL^ 2-3 Tennessee [TV] 45-18
J. 11 hL^ 3-13 Tennessee [TV] 45-19

%Children's Healthcare of Atlanta Classic, Atlanta, Ga.
+ACC Tournament (Champions)

YEAR-BY-YEAR RESULTS

**NCAA Atlanta Regional (Champions)*
^NCAA Atlanta Super Regional
Tech Won ACC Reguar Season

2006 (50-18, 19-11 ACC)

Home: 34-5; Away: 11-8; Neutral: 5-5

F. 11	aW	13-9	Georgia Southern	1-0
F. 12	aW	15-7	Georgia Southern[TV]	2-0
F. 15	hW	11-9	Georgia State	3-0
F. 17	hW	3-2	Kennesaw State	4-0
F. 18	hW	7-0	Kennesaw State	5-0
F. 19	hW	5-1	Kennesaw State	6-0
F. 21	hW	7-3	E. Tennessee State	7-0
F. 21	hW	5-2	E. Tennessee State	8-0
F. 24	43W#	8-5	Tennessee	9-0
F. 25	43W#	8-2	Va. Commonwealth (6)	10-0
M. 3	hW	25-8	Rutgers	11-0
M. 4	hW	12-2	Rutgers	12-0
M. 5	hW	11-4	Rutgers	13-0
M. 7	hW	2-1	Northeastern	14-0
M. 10	hW	8-2	Virginia	15-0
M. 11	hW	7-6	Virginia	16-0
M. 12	hL	3-6	Virginia	16-1
M. 15	hW	13-4	Miss. Valley St.	17-1
M. 17	aL	1-8	NC State	17-2
M. 18	aL	11-12	NC State (10)	17-3
M. 19	aW	17-11	NC State	18-3
M. 24	hL	0-2	North Carolina	18-4
M. 25	hW	11-1	North Carolina [TV]	19-4
M. 26	hW	3-2	North Carolina	20-4
M. 28	hW	19-5	Western Carolina	21-4
M. 31	aW	15-4	Maryland	22-4
A. 1	aL	3-6	Maryland	22-5
A. 2	aL	5-8	Maryland	22-6
A. 4	hL	7-19	Georgia Southern	22-7
A. 5	hW	7-4	Georgia Southern	23-7
A. 7	aL	6-8	Virginia Tech	23-8
A. 9	aW	17-11	Virginia Tech	24-8
A. 9	aW	5-3	Virginia Tech	25-8
A. 12	hW	8-2	Georgia	26-8
A. 14	hL	6-7	Clemson	26-9
A. 15	hW	12-3	Clemson [TV]	27-9
A. 16	hW	22-4	Clemson [TV]	28-9
A. 19	aW	13-2	Georgia State	29-9
A. 21	aW	15-8	Florida State [TV]	30-9
A. 23	aW	10-4	Florida State	31-9
A. 23	aW	8-7	Florida State	32-9
A. 26	aL	6-12	Georgia [TV]	32-10
A. 28	aW	12-4	Boston College	33-10
A. 29	aL	4-5	Boston College	33-11
A. 30	aL	1-5	Boston College	33-12
M. 5	hW	9-3	South Florida	34-12
M. 6	hW	7-2	South Florida	35-12
M. 6	hW	4-3	South Florida	36-12
M. 11	45L%	4-5	Georgia [TV] (11)	36-13
M. 12	hW	7-6	Duke (10)	37-13
M. 13	hW	11-8	Duke	38-13
M. 14	hW	18-6	Duke	39-13
M. 16	hW	16-2	Wofford	40-13
M. 18	hL	7-8	Miami [TV]	40-14
M. 19	hW	14-5	Miami [TV]	41-14
M. 20	hW	12-7	Miami [TV]	42-14
M. 24	48W+	2-1	Miami	43-14
M. 25	48L+	2-3	Clemson	43-15
M. 26	48W+	7-4	Miami	44-15
M. 27	48W+	8-7	Clemson [TV] (10)	45-15
M. 27	48L+	11-16	Clemson	45-16
J. 3	hW*	7-5	Stetson [TV]	46-16
J. 3	hW*	7-3	Vanderbilt [TV]	47-16
J. 4	hW*	8-4	Vanderbilt [TV]	48-16
J. 9	hW^	5-0	Coll. of Charleston[TV]	49-16
J. 10	hW^	12-3	Coll. of Charleston[TV]	50-16
J. 16	33L$	4-8	Clemson [TV]	50-17
J. 18	33L$	5-7	Cal St. Fullerton[TV]	50-18

#Baseball at the Beach., Myrtle Beach, S.C.
%Children's Healthcare of Atlanta Classic, Atlanta, Ga.
+ACC Tournament
**NCAA Atlanta Regional (Champions)*
^NCAA Atlanta Super Regional (Champions)
$College World Series

2007 (32-25, 15-14 ACC)

Home: 21-10; Away: 10-12; Neutral: 1-3

F. 10	aL	4-11	Georgia Southern	0-1
F. 11	aL	6-9	Georgia Southern [TV]	0-2
F. 13	hW	11-8	Kennesaw State (10)	1-2
F. 16	hW	11-2	Illinois-Chicago	2-2
F. 17	hL	4-11	Illinois-Chicago	2-3
F. 18	hW	6-3	Illinois-Chicago	3-3
F. 21	hL	5-9	Georgia State	3-4
F. 23	hW	11-2	Duquesne	4-4
F. 24	hW	10-7	Duquesne	5-4
F. 25	hW	15-6	Duquesne	6-4
F. 27	hL	7-10	Western Carolina	6-5
F. 28	39L	0-5	Atlanta Braves (exh)	6-5
M. 2	hW	18-12	Rutgers	7-5
M. 3	hW	10-8	Rutgers	8-5
M. 4	hL	5-9	Rutgers	8-6
M. 9	hL	3-5	Virginia Tech	8-7
M. 10	hW	19-4	Virginia Tech	9-7
M. 11	hL	4-5	Virginia Tech	9-8
M. 14	aL	4-6	Kennesaw State	9-9
M. 16	hW	10-0	Boston College	10-9
M. 17	hW	5-2	Boston College	11-9
M. 18	hL	2-9	Boston College	11-10
M. 21	aW	3-0	Georgia State	12-10
M. 23	aW	3-2	Duke	13-10
M. 24	aL	0-3	Duke	13-11
M. 25	aW	5-1	Duke	14-11
M. 27	hW	10-2	Georgia Southern	15-11
M. 28	hW	6-2	Ga. Southern [TV]	16-11
M. 30	hW	5-4	Maryland	17-11
M. 31	hW	16-6	Maryland	18-11
A. 1	hW	4-2	Maryland	19-11
A. 3	hW	11-8	Wofford	20-11
A. 6	aW	9-2	Miami [TV] (11)	21-11
A. 7	aL	2-5	Miami [TV]	21-12
A. 8	aL	7-8	Miami [TV]	21-13
A. 13	aW	2-1	Virginia (11)	22-13
A. 14	aL	6-7	Virginia	22-14
A. 18	hW	8-2	Georgia [TV]	23-14
A. 20	hW	2-1	NC State	24-14
A. 21	hW	4-3	NC State	25-14
A. 22	hW	7-3	NC State	26-14
A. 24	45L%	7-10	Georgia [TV]	26-15
A. 27	aL	2-3	Clemson (11)	26-16
A. 28	aL	3-10	Clemson	26-17
A. 29	aW	6-3	Clemson	27-17
M. 5	aW	11-3	USF	28-17
M. 6	aW	12-2	USF [TV]	29-17
M. 7	aW	15-7	USF	30-17
M. 9	aL	4-9	Georgia [TV]	30-18
M. 11	aL	3-10	North Carolina	30-19
M. 12	aW	9-5	North Carolina	31-19
M. 13	aL	11-14	North Carolina	31-20
M. 17	hL	2-17	Florida State [TV]	31-21
M. 18	hL	2-10	Florida State [TV]	31-22
M. 19	hL	11-17	Florida State [TV]	31-23
M. 23	48W+	8-4	North Carolina [TV]	32-23
M. 24	48L+	1-4	Virginia [TV]	32-24
M. 26	48L+	7-8	NC State [TV]	32-25

%Children's Healthcare of Atlanta Classic, Atlanta, Ga.
+ACC Tournament

2008 (41-21, 16-14 ACC)

Home: 26-8; Away: 12-10; Neutral: 3-3

F. 22	hW	14-0	Youngstown State	1-0
F. 23	hW	1-0	Youngstown State	2-0
F. 24	hW	5-1	Youngstown State	3-0
F. 26	hW	11-2	Georgia Southern	4-0
F. 27	hW	1-0	Georgia Southern (10)	5-0
F. 29	hL	6-10	Rutgers (11)	5-1
M. 1	hW	4-3	Rutgers	6-1
M. 2	hW	6-0	Rutgers	7-1
M. 4	hW	4-1	Western Carolina	8-1
M. 5	hW	5-3	Kennesaw State	9-1
M. 7	hW	14-1	Virginia Tech	10-1
M. 8	hW	6-4	Virginia Tech	11-1
M. 9	hW	2-1	Virginia Tech	12-1
M. 12	aW	10-6	Georgia State	13-1
M. 14	aL	7-8	Florida State	13-2
M. 15	aL	2-11	Florida State	13-3
M. 16	aL	8-17	Florida State	13-4
M. 18	aW	10-0	Kennesaw State	14-4
M. 19	hW	7-6	Mercer	15-4
M. 21	hW	5-4	Duke	16-4
M. 22	hW	4-2	Duke	17-4
M. 23	hL	3-10	Duke	17-5
M. 25	hW	12-1	Georgia State	18-5
M. 26	hW	17-4	Alabama State	19-5
M. 29	aW	5-2	Boston College	20-5
M. 29	aW	13-2	Boston College	21-5
M. 30	aW	3-2	Boston College	22-5
A. 1	hW	13-6	East Tennessee St.	23-5
A. 2	hW	5-4	East Tennessee St.	24-5
A. 4	49aL	1-8	North Carolina	24-6
A. 6	49aL	4-10	North Carolina	24-7
A. 6	49aW	4-1	North Carolina	25-7
A. 9	hW	9-4	Georgia [TV]	26-7
A. 12	hL	5-10	Miami	26-8
A. 12	hL	5-15	Miami [TV]	26-9
A. 13	hL	3-9	Miami [TV]	26-10
A. 16	aW	14-8	Georgia Southern [TV]	27-10
A. 18	aL	5-7	Maryland	27-11
A. 19	aL	13-14	Maryland	27-12
A. 20	aW	9-6	Maryland (5) [TV]	28-12
A. 22	aW	16-9	Mercer	29-12
A. 25	hW	12-1	Wake Forest [TV]	30-12
A. 26	hW	14-6	Wake Forest [TV]	31-12
A. 27	hL	5-7	Wake Forest	31-13
M. 2	hW	10-6	Coastal Carolina [TV]	32-13
M. 3	hL	9-10	Coastal Carolina [TV]	32-14
M. 4	hW	11-4	Coastal Carolina	33-14
M. 7	aW	11-1	Georgia	34-14
M. 9	hW	5-1	Clemson	35-14
M. 10	hW	7-1	Clemson [TV]	36-14
M. 11	hL	6-16	Clemson	36-15
M. 13	45L%	2-3	Georgia [TV]	36-16
M. 15	aL	2-4	Virginia	36-17
M. 16	aW	14-8	Virginia	37-17
M. 17	aW	9-7	Virginia	38-17
M. 21	48W+	10-9	NC State	39-17
M. 22	48L+	12-15	Miami [TV]	39-17
M. 24	48L+	4-10	Clemson [TV]	39-19
M. 30	42W*	8-5	Louisville [TV]	40-19
M. 31	42W*	6-3	Lipscomb [TV]	41-19
J. 1	aL*	0-8	Georgia [TV]	41-20
J. 2	aL*	6-18	Georgia [TV]	41-21

%Children's Healthcare of Atlanta Classic, Atlanta, Ga.
49-Considered North Carolina home game
+ACC Tournament
**NCAA Athens Regional*

2009 (38-19-1, 17-10-1 ACC)

Home: 24-8-1; Away: 13-8; Neutral: 1-3

F. 20	hW	9-0	Lipscomb	1-0
F. 21	hW	13-3	Lipscomb	2-0
F. 22	hW	5-3	Lipscomb	3-0
F. 24	aL	5-6	Georgia Southern	3-1
F. 25	aW	5-3	Georgia Southern	4-1
F. 28	hW	6-4	Rutgers	5-1
F. 28	hW	13-4	Rutgers	6-1
M. 6	hW	5-1	Maryland	7-1
M. 7	hW	24-3	Maryland	8-1
M. 8	hW	10-7	Maryland	9-1
M. 10	hW	17-3	Mercer	10-1
M. 11	hW	5-4	Kennesaw State	11-1
M. 13	hW	5-4	Boston College	12-1
M. 17	aW	11-0	Kennesaw State	13-1
M. 18	hW	11-3	Kennesaw State	14-1
M. 20	aW	10-9	Virginia Tech	15-1
M. 21	aL	5-9	Virginia Tech	15-2
M. 22	aW	18-8	Virginia Tech	16-2
M. 24	hL	1-10	Georgia State {TV}	16-3
M. 27	aW	13-9	Miami {TV}	17-3
M. 28	aW	6-4	Miami {TV}	18-3
M. 29	aL	2-6	Miami {TV}	18-4
A. 3	hL	2-4	North Carolina	18-5
A. 4	hW	10-6	North Carolina (11)	19-5
A. 5	hL	10-13	North Carolina	19-6
A. 7	hW	8-4	Georgia Southern	20-6
A. 8	hL	3-23	Georgia Southern	20-7
A. 11	hW	7-6	Virginia	21-7
A. 11	hL	10-11	Virginia	21-8
A. 12	hT	4-4	Virginia	21-8-1
A. 14	aW	11-6	Georgia	22-8-1
A. 15	aW	18-2	Georgia State	23-8-1
A. 17	aW	13-2	Wake Forest	24-8-1
A. 18	aW	8-1	Wake Forest	25-8-1
A. 19	aW	6-0	Wake Forest	26-8-1
A. 21	hW	16-7	Western Carolina	27-8-1
A. 22	aL	9-10	Western Carolina	27-9-1
A. 24	aW	5-4	Clemson	28-9-1
A. 25	aL	5-8	Clemson	28-10-1
A. 26	aL	3-6	Clemson	28-11-1
M. 1	hW	16-2	Presbyterian	29-11-1
M. 2	hW	9-8	Presbyterian (10)	30-11-1
M. 3	hW	23-3	Presbyterian	31-11-1
M. 8	hW	12-3	Florida State {TV}	32-11-1
M. 9	hL	6-8	Florida State {TV}	32-12-1
M. 10	hW	6-5	Florida State {TV}	33-12-1
M. 12	45L%	5-7	Georgia {TV}	33-13-1
M. 14	aW	10-3	Duke	34-13-1
M. 15	aL	4-6	Duke	34-14-1
M. 16	aL	3-5	Duke	34-15-1
M. 20	34L+	6-8	Miami {TV}	34-16-1
M. 21	34L+	3-7	Boston Col. {TV}	34-17-1
M. 23	34W+	9-2	Florida State {TV}	35-17-1
M. 29	hW*	9-3	Georgia State	36-17-1
M. 30	hL*	7-10	Southern Miss	36-18-1
M. 31	hW*	8-4	Elon	37-18-1
M. 31	hW*	10-3	Southern Miss	38-18-1
J. 1	hL*	8-12	Southern Miss	38-19-1

%Children's Healthcare of Atlanta Classic, Atlanta, Ga.
+ACC Tournament
**NCAA Atlanta Regional*

2010 (47-15, 21-9 ACC)

Home: 31-6; Away: 14-7; Neutral: 2-2

F. 19	hW	4-0	Missouri State	1-0
F. 20	hW	20-3	Missouri State	2-0
F. 21	hW	13-0	Missouri State	3-0
F. 23	aW	10-0	Georgia Southern	4-0
F. 24	aW	8-5	Georgia Southern	5-0
F. 26	hW	5-4	Xavier	6-0
F. 27	hW	15-0	Xavier	7-0
F.28	hL	7-6	Xavier	7-1
M. 5	hW	5-0	Rutgers	8-1
M. 6	hW	19-5	Rutgers	9-1
M. 7	hW	9-4	Rutgers	10-1
M. 12	hW	9-1	Wake Forest	11-1
M. 13	hW	15-8	Wake Forest	12-1
M. 14	hW	6-5	Wake Forest	13-1
M. 16	hW	6-5	Georgia [TV]	14-1
M. 19	aL	5-2	Maryland	14-2
M. 20	aW	24-4	Maryland	15-2
M. 21	aW	10-3	Maryland	16-2
M. 23	aW	15-8	Mercer	17-2
M. 24	hW	19-4	Mercer	18-2
M. 26	aW	2-1	North Carolina	19-2
M. 27	aW	13-5	North Carolina	20-2
M. 28	aW	11-8	North Carolina	21-2
M. 30	aW	14-3	Georgia State	22-2
M. 31	aL	7-4	Kennesaw State	22-3
A. 2	hW	13-3	Duke	23-3
A. 3	hW	21-5	Duke	24-3
A. 4	hW	9-4	Duke	25-3
A. 6	hW	8-2	Kennesaw State	26-3
A. 9	aL	7-4	Virginia	26-4
A. 10	aW	9-7	Virginia	27-4
A. 11	aL	9-1	Virginia	27-5
A. 14	aW	25-6	Georgia [TV]	28-5
A. 16	hW	8-6	Clemson (10)	29-5
A. 17	hW	4-3	Clemson [TV]	30-5
A. 18	hW	11-3	Clemson	31-5
A. 20	hW	6-2	Georgia Southern	32-5
A. 21	hW	18-4	Georgia Southern	33-5
A. 23	hL	3-1	Virginia Tech	33-6
A. 24	hL	10-3	Virginia Tech	33-7
A. 25	hW	14-12	Virginia Tech	34-7
A. 27	W%	6-4	Georgia [TV]	35-7
A. 30	aL	6-5	NC State	35-8
M. 1	aL	4-2	NC State [TV]	35-9
M. 2	aW	5-3	NC State	36-9
M. 7	hW	8-4	Illinois-Chicago	37-9
M. 8	hW	11-5	Illinois-Chicago	38-9
M. 9	hW	5-2	Illinois-Chicago	39-9
M. 14	hW	14-3	Miami [TV]	40-9
M. 15	hL	9-2	Miami [TV]	40-10
M. 16	hW	6-3	Miami [TV]	41-10
M. 18	hW	9-3	Georgia State	42-10
M. 20	aW	15-8	Boston College	43-10
M. 21	aW	7-5	Boston College	44-10
M. 22	aL	6-3	Boston College	44-11
M. 27	50L+	6-2	Virginia Tech [TV]	44-12
M. 29	50W+	17-5	NC State (7) [TV]	45-12
M. 29	50L+	9-3	Clemson [TV]	45-13
J. 4	hW*	10-0	Mercer [TV]	46-13
J. 5	hW*	5-2	Alabama [TV]	47-13
J. 6	hL*	8-1	Alabama [TV]	47-14
J. 7	hL*	10-8	Alabama [TV]	47-15

%Children's Healthcare of Atlanta Classic, Atlanta, Ga.
+ACC Tournament
**NCAA Atlanta Regional*

2011 (42-21, 22-8 ACC)

Home: 26-10; Away: 15-8; Neutral: 1-3

F. 18	hW	6-3	Kent State	1-0
F. 19	hW	8-1	Kent State	2-0
F. 20	hL	1-6	Kent State	2-1
F. 22	aL	5-6	Georgia Southern	2-2
F. 23	aW	7-4	Georgia Southern	3-2
F. 25	hW	13-0	St. John's	4-2
F. 26	hW	5-0	St. John's	5-2
F. 27	hL	3-13	St. John's	5-3
M. 2	hL	3-6	Georgia State	5-4
M. 4	hW	10-0	Rutgers	6-4
M. 4	hW	9-5	Rutgers	7-4
M. 6	hW	14-3	Rutgers	8-4
M. 8	hW	7-4	Kennesaw State	9-4
M. 11	hW	1-0	Maryland	10-4
M. 12	hW	9-3	Maryland	11-4
M. 13	hW	6-2	Maryland	12-4
M. 15	hW	4-3	Georgia Southern	13-4
M. 16	hW	12-3	Georgia Southern	14-4
M. 18	hW	9-2	NC State	15-4
M. 19	hW	12-0	NC State	16-4
M. 20	hW	11-4	NC State	17-4
M. 22	aW	15-6	Georgia {TV}	18-4
M. 25	aW	8-3	Miami {TV}	19-4
M. 26	aW	12-3	Miami (10) {TV}	20-4
M. 27	aW	3-1	Miami {TV}	21-4
M. 29	hL	2-4	Mercer	21-5
A. 1	aW	9-2	Duke	22-5
A. 2	aL	3-4	Duke	22-6
A. 3	aW	11-5	Duke	23-6
A. 5	aL	6-7	Kennesaw State	23-7
A. 8	hL	2-6	Virginia	23-8
A. 9	hL	9-12	Virginia	23-9
A. 10	hW	10-8	Virginia	24-9
A. 12	hW	5-3	Georgia {TV}	25-9
A. 15	aW	5-1	Wake Forest	26-9
A. 16	aL	4-6	Wake Forest	26-10
A. 17	aW	6-5	Wake Forest (12)	27-10

YEAR-BY-YEAR RESULTS

A. 19	aL	3-6	at Mercer	27-11
A. 22	hW	2-0	Boston College	28-11
A. 23	hW	8-1	Boston College	29-11
A. 24	hW	10-8	Boston College	30-11
A. 26	45L%	4-6	Georgia {TV}	30-12
A. 29	aL	2-4	Clemson	30-13
A. 30	aW	5-1	Clemson {TV}	31-13
M. 1	aL	1-3	Clemson	31-14
M. 7	aW	9-2	Illinois-Chicago	32-14
M. 8	aW	10-2	Illinois-Chicago	33-14
M. 9	aW	5-1	Illinois-Chicago	34-14
M. 10	hW	11-3	Savannah State	35-14
M. 13	hL	2-3	North Carolina	35-15
M. 14	hW	9-8	North Carolina	36-15
M. 15	hW	3-0	North Carolina	37-15
M. 17	hL	6-8	East Tennessee St.	37-16
M. 19	aW	11-4	Virginia Tech	38-16
M. 20	aL	5-7	Virginia Tech	38-17
M. 21	aW	5-3	Virginia Tech	39-17
M 25	34L+	0-9	Clemson {TV}	39-18
M. 26	34W+	6-5	NC State (15) {TV}	40-18
M. 28	34L+	2-4	Florida State {TV}	40-19
J. 3	hL*	1-2	Austin Peay	40-20
J. 4	hW*	6-2	Southern Miss	41-20
J. 5	hW*	12-2	Austin Peay	42-20
J. 5	hL*	3-7	Mississippi State	42-21

%Children's Healthcare of Atlanta Classic, Atlanta, Ga.
+ ACC Tournament
** NCAA Atlanta Regional*

2012 (38-26, 12-18 ACC)

Home: 20-11; Away: 10-14; Neutral: 8-1

F. 17	51L#	0-5	Kent State	0-1
F. 17	aW#	5-0	Winthrop	1-1
F. 18	51W#	6-2	Kent State	2-1
F. 18	aW#	5-3	Winthrop	3-1
F. 22	aW	11-9	Georgia Southern	4-1
F. 24	hW	12-4	Ohio State	5-1
F. 25	hL	3-7	Ohio State	5-2
F. 26	hW	13-4	Ohio State	6-2
F. 29	hW	11-5	Kennesaw State	7-2
M. 2	hW	16-2	Rutgers	8-2
M. 3	hW	9-4	Rutgers	9-2
M. 4	hW	6-3	Rutgers	10-2
M. 7	aL	4-5	Georgia State	10-3
M. 9	aW	14-6	NC State	11-3
M. 10	aL	5-8	NC State {TV}	11-4
M. 11	aL	3-8	NC State {TV}	11-5
M. 13	hW	15-4	Wagner	12-5
M. 16	hW	12-3	Virginia Tech {TV}	13-5
M. 17	hL	9-12	Virginia Tech {TV}	13-6
M. 18	hW	9-1	Virginia Tech {TV}	14-6
M. 20	aL	1-7	Georgia {TV}	14-7
M. 23	aL	7-15	Boston College	14-8
M. 24	aL	3-4	Boston College	14-9
M. 24	aW	2-1	Boston College	15-9
M. 27	hL	3-5	Georgia Southern	15-10
M. 28	hW	10-5	Georgia Southern	16-10
M. 31	hW	1-0	Duke {TV}	17-10
M. 31	hW	8-0	Duke	18-10
A. 1	hL	3-4	Duke	18-11
A. 3	aW	7-3	Kennesaw State	19-11
A. 6	hL	1-2	Florida State (10) {TV}	19-12
A. 7	hL	7-12	Florida State {TV}	19-13
A. 8	hL	4-8	Florida State {TV}	19-14
A. 10	hW	6-4	Mercer	20-14
A. 13	aL	2-4	Wake Forest {TV}	20-15
A. 14	aW	8-7	Wake Forest	21-15
A. 15	aL	3-11	Wake Forest {TV}	21-16
A. 17	hW	8-4	Georgia State	22-16
A. 20	aW	11-4	North Carolina {TV}	23-16
A. 21	aL	6-12	North Carolina {TV}	23-17
A. 21	aW	4-2	North Carolina	24-17
A. 24	45W%	4-3	Georgia {TV}	25-17
A. 27	hW	6-5	Clemson (13) {TV}	26-17
A. 28	hL	7-13	Clemson {TV}	26-18
A. 29	hL	8-11	Clemson {TV}	26-19
M. 5	hW	9-0	Charlotte	27-19
M. 6	hW	6-3	Charlotte	28-19
M. 6	hW	6-5	Charlotte (11)	29-19
M. 9	hW	8-6	Georgia {TV}	30-19
M. 11	aL	5-6	Virginia	30-20
M. 12	aL	2-4	Virginia {TV}	30-21
M. 13	aW	5-4	Virginia (13)	31-21
M. 15	aL	3-4	Mercer	31-22
M. 15	hL	4-5	Miami {TV}	31-23
M. 16	hL	6-8	Miami {TV}	31-24
M. 17	hW	2-1	Miami {TV}	32-24
M. 23	50W+	5-4	Florida State {TV}	33-24
M. 25	50W+	17-6	Virginia (7) {TV}	34-24
M. 26	50W+	5-1	Clemson {TV}	35-24
M. 27	50W+	8-5	Miami {TV}	6-24
J. 1	27W*	8-4	Coll. of Charleston {TV}	37-24
J. 2	aL*	2-6	Florida {TV}	37-25
J. 3	27W*	3-0	Coll. of Charleston {TV}	38-25
J. 3	aL*	3-15	Florida {TV}	38-26

%Children's Healthcare of Atlanta Classic, Atlanta, Ga.
 # Coca-Cola Winthrop Classic, Rock Hill, S.C.
+ ACC Tournament (Champions)
** NCAA Gainesville Regional*

2013 (37-27, 15-15 ACC)

Home: 23-11; Away: 10-12; Neutral: 3-4

F. 15	hW	3-0	Akron	1-0
F. 16	hW	10-3	Akron	2-0
F. 17	hW	5-3	Akron	3-0
F. 19	hW	16-5	Georgia State	4-0
F. 23	hW	3-2	St. John's {TV}	5-0
F. 23	hL	7-9	St. John's	5-1
F. 24	hW	10-1	St. John's	6-1
F. 26	aW	11-4	Georgia Southern	7-1
F. 27	aW	14-8	Georgia Southern	8-1
M. 1	hW	13-1	Rutgers {TV}	9-1
M. 2	hW	11-2	Rutgers	10-1
M. 3	hW	12-0	Rutgers	11-1
M. 5	hW	16-9	Mercer	12-1
M. 8	aW	11-1	Virginia Tech	13-1
M. 9	aW	14-9	Virginia Tech	14-1
M. 10	aL	2-6	Virginia Tech	14-2
M. 15	hW	12-5	Boston College	15-2
M. 16	hW	11-3	Boston College	16-2
M. 17	hW	9-1	Boston College	17-2
M. 19	hL	4-5	Georgia Southern {TV}	17-3
M. 22	aW	10-0	Florida State {TV}	18-3
M. 22	aL	3-11	Florida State {TV}	18-4
M. 24	aL	6-8	Florida State {TV}	18-5
M. 26	hW	5-4	The Citadel	19-5
M. 29	hW	5-1	Wake Forest {TV}	20-5
M. 30	hW	8-1	Wake Forest {TV}	21-5
M. 30	hL	6-8	Wake Forest {TV}	21-6
A. 2	aL	1-10	Mercer	21-7
A. 3	hW	9-1	Kennesaw State	22-7
A. 5	aL	0-2	Duke	22-8
A. 6	aW	2-1	Duke	23-8
A. 7	aL	0-3	Duke	23-9
A. 9	aW	7-5	Georgia {TV}	24-9
A. 12	hW	2-1	Virginia {TV}	25-9
A. 13	hL	2-7	Virginia {TV}	25-10
A. 14	hW	3-2	Virginia (6) {TV}	26-10
A. 16	hW	14-1	Savannah State	27-10
A. 19	hL	4-13	NC State {TV}	27-11
A. 20	hL	2-6	NC State {TV}	27-12
A. 21	hL	7-8	NC State {TV}	27-13
A. 23	45L%	0-17	Georgia {TV}	27-14
A. 26	aL	3-11	Clemson	27-15
A. 26	aL	3-4	Clemson (11) {TV}	27-16
A. 27	aW	14-9	Clemson	28-16
M. 3	hW	4-2	Coastal Carolina {TV}	29-16
M. 3	hL	4-7	Coastal Carolina {TV}	29-17
M. 5	hL	8-12	Coastal Carolina {TV}	29-18
M. 7	aW	9-2	Ohio State {TV}	30-18
M. 8	aL	2-3	Ohio State	30-19
M. 10	hW	5-4	North Carolina {TV}	31-19
M. 11	hL	1-3	North Carolina {TV}	31-20
M. 12	hW	9-8	North Carolina (11) {TV}	32-20
M. 14	hL	13-14	Georgia (11) {TV}	32-21
M. 16	aL	3-8	Miami {TV}	32-22
M. 17	aL	7-11	Miami {TV}	32-23
M. 18	aW	10-1	Miami {TV}	33-23
M. 22	34W+	4-3	Florida State {TV}	34-23
M. 23	34L+	2-8	Virginia {TV}	34-24
M. 24	34L+	2-3	Virginia Tech {TV}	34-25
M. 31	52L*	4-6	Illinois {TV}	34-26
J. 1	52W*	5-1	East. Tenn. St. {TV}	35-26
J. 2	52W*	6-3	Illinois {TV}	36-26
J. 2	aW*	5-0	Vanderbilt {TV}	37-26
J. 3	aL*	1-7	Vanderbilt {TV}	37-27

%Children's Healthcare of Atlanta Classic, Atlanta, Ga.
+ ACC Tournament
** NCAA Nashville Regional*

2014 (37-27, 14-16 ACC)

Home: 25-11; Away: 6-13; Neutral: 6-3

F. 14	hW#	6-5	Old Dominion	1-0
F. 15	hL#	1-3	Radford	1-1
F. 16	hL#	3-5	VCU	1-2
F. 19	aL	3-4	Georgia Southern	1-3
F. 21	hW	7-3	UNC Greensboro	2-3
F. 22	hW	7-0	UNC Greensboro	3-3
F. 23	hW	12-3	UNC Greensboro	4-3
F. 25	hL (12)	3-5	Kennesaw State	4-4
F. 28	hW	3-2	Bowling Green	5-4
M. 1	hW	8-3	Bowling Green	6-4
M. 2	hW	8-5	Bowling Green	7-4
M. 4	aL	0-1	Georgia {TV}	7-5
M. 7	hL	2-9	Wake Forest {TV}	7-6
M. 8	hL	8-12	Wake Forest	7-7
M. 9	hW	5-1	Wake Forest	8-7
M. 11	hW	7-5	Western Carolina	9-7
M. 14	hL	8-10	Miami {TV}	9-8
M. 15	hW	13-7	Miami	10-8
M. 15	hW	3-2	Miami {TV} (11)	11-8
M. 18	aW	8-7	Kennesaw State	12-8
M. 19	aW	9-4	Georgia State	13-8
M. 21	aL	2-3	North Carolina {TV} (11)	13-9
M. 22	aW	6-5	North Carolina {TV} (13)	14-9
M. 22	aW	9-1	North Carolina {TV}	15-9
M. 25	hL	1-4	Mercer	15-10
M. 28	aL	3-4	Pittsburgh (13)	15-11
M. 29	aL	0-5	Pittsburgh	15-12
M. 30	aL	2-4	Pittsburgh	15-13
A. 2	hW	7-3	Georgia State	16-13
A. 4	hW	7-4	Duke {TV}	17-13
A. 5	hW	5-1	Duke {TV}	18-13
A. 6	hW	1-0	Duke {TV}	19-13
A. 8	hW	13-2	Georgia Southern	20-13
A. 9	hW	12-1	Savannah State	21-13
A. 11	hW	5-3	Florida State {TV}	22-13
A. 12	hW	12-4	Florida State {TV}	23-13
A. 13	hL	4-5	Florida State {TV}	23-14
A. 15	hW	4-1	Georgia {TV}	24-14
A. 18	aL	2-7	Maryland	24-15
A. 19	aL	1-4	Maryland	24-16
A. 20	aW	13-6	Maryland (12)	25-16
A. 23	hL	3-4	Mercer (10)	25-17
A. 25	aW	1-0	NC State {TV}	26-17
A. 26	aL	0-1	NC State {TV}	26-18
A. 27	aL	1-7	NC State {TV}	26-19
M. 2	hW	7-6	Virginia Tech {TV} (11)	27-19
M. 3	hW	3-1	Virginia Tech {TV}	28-19
M. 4	hL	6-7	Virginia Tech {TV}	28-20
M. 6	hW	9-6	North Florida {TV}	29-20
M. 9	aL	3-4	Virginia	29-21
M. 10	aL	3-4	Virginia (11)	29-22
M. 11	aL	1-3	Virginia	29-23
M. 13	45W%	2-0	Georgia {TV}	30-23
M. 15	hL	0-8	South Florida {TV}	30-24
M. 16	hW	3-0	South Florida {TV}	31-24
M. 17	hW	12-5	South Florida {TV}	32-24
M. 20	50W+	5-3	Wake Forest {TV}	33-24
M. 21	50W+	6-3	Miami {TV}	34-24
M. 22	50L+	0-6	Duke {TV}	34-25
M. 23	50W+	3-0	Clemson {TV}	35-25
M. 25	50W+	9-4	Maryland {TV}	36-25
M. 31	53L*	0-8	Washington {TV}	36-26
J. 1	53W*	4-2	Jacksonville State {TV}	37-26
J. 1	53L*	2-4	Washington {TV}	37-27

#Battle in Midtown, Atlanta, Ga.
%Children's Healthcare of Atlanta Classic, Atlanta, Ga.
+ ACC Tournament (Champions)
** NCAA Oxford Regional*

2015 (32-23, 13-17 ACC)

Home: 21-8; Away: 9-13; Neutral: 2-2

F. 13	hW	17-3	St. John's	1-0
F. 14	hL	4-9	Fordham	1-1
F. 14	hW	7-5	Fordham	2-1
F. 17	aW	7-4	Georgia Southern {TV}	3-1
F. 21	54W#	16-9	FIU	4-1
F. 21	aL#	5-7	Coastal Carolina	4-2
F. 22	54W#	9-8	Albany	5-2
F. 24	aL	1-7	Auburn {TV}	5-3
F. 27	hW	1-0	Indiana State	6-3
F. 28	hW	15-2	Indiana State	7-3
M. 1	hW	7-1	Indiana State	8-3
M. 3	hW	7-6	Ohio (12)	9-3
M. 6	hL	2-3	Notre Dame (10) {TV}	9-4
M. 7	hW	11-7	Notre Dame {TV}	10-4
M. 8	hW	4-1	Notre Dame {TV}	11-4
M. 10	hW	22-6	Georgia Southern {TV}	12-4
M. 13	aW	5-2	Duke {TV}	13-4
M. 14	aL	3-6	Duke {TV}	13-5
M. 15	aW	4-0	Duke {TV}	14-5
M. 17	aW	7-6	Kennesaw State (11)	15-5
M. 20	hL	3-5	North Carolina {TV}	15-6
M. 21	hW	6-5	North Carolina {TV}	16-6
M. 21	hL	1-5	North Carolina {TV}	16-7
M. 24	hW	4-1	Auburn {TV}	17-7
M. 27	aL	1-4	Louisville {TV}	17-8
M. 28	aL	3-8	Louisville {TV}	17-9
M. 29	aL	1-4	Louisville {TV}	17-10
M. 31	aW	13-6	Georgia {TV}	18-10
A. 1	aW	6-3	Georgia State	19-10
A. 3	aW	11-5	Virginia Tech	20-10
A. 4	aL	8-9	Virginia Tech	20-11
A. 5	aW	7-6	Virginia Tech	21-11
A. 7	hW	4-3	Mercer	22-11
A. 10	hL	4-14	Virginia {TV}	22-12
A. 11	hW	11-4	Virginia {TV}	23-12
A. 12	hW	4-3	Virginia {TV}	24-12
A. 17	aL	0-1	Boston College	24-13
A. 18	aL	1-6	Boston College	24-14
A. 19	aL	0-4	Boston College	24-15
A. 21	hL	6-11	Kennesaw State	24-16
A. 24	hW	4-2	Clemson {TV}	25-16
A. 25	hL	3-11	Clemson {TV}	25-17
A. 26	hW	5-4	Clemson (10) {TV}	26-17
M. 2	hW	5-1	Presbyterian	27-17
M. 2	hW	11-9	Presbyterian	28-17
M. 3	hW	10-2	Presbyterian	29-17
M. 6	aW	9-7	Mercer	30-17
M. 8	hW	9-1	Pittsburgh	31-17
M. 9	hL	6-8	Pittsburgh {TV}	31-18
M. 10	hW	10-3	Pittsburgh	32-18
M. 12	45L%	0-6	Georgia {TV}	32-19
M. 14	aL	0-3	Miami {TV}	32-20
M. 15	aL	1-22	Miami {TV}	32-21
M. 16	aL	4-17	Miami {TV}	32-22
M. 19	34L+	0-11	Virginia {TV}	32-23

 # Caravalle Resort's Baseball at the Beach
%Children's Healthcare of Atlanta Classic, Atlanta, Ga.
+ ACC Tournament

2016 (38-25, 13-16 ACC)

Home: 23-11; Away: 11-10; Neutral: 4-4

F. 19	hW#	5-2	Purdue	1-0
F. 20	hW#	13-0	Western Michigan	2-0
F. 21	hW#	9-1	VCU	3-0
F. 24	aW	6-5	Georgia Southern {TV}(16)	4-0
F. 26	hW	4-1	UMBC	5-0
F. 27	hW	9-2	UMBC	6-0
F. 28	hW	6-1	UMBC	7-0
M. 1	hW	11-6	Georgia State	8-0
M. 4	hW	5-4	Western Carolina	9-0
M. 5	hW	14-3	Western Carolina	10-0
M. 6	hW	4-3	Western Carolina	11-0
M. 8	aW	4-1	Auburn {TV}	12-0
M. 11	aL	2-8	Florida State {TV}	12-1
M. 12	aL	9-14	Florida State {TV}	12-2
M. 13	aL	3-8	Florida State {TV}	12-3
M. 15	hL	3-14	Auburn {TV}	12-4
M. 18	hW	14-4	Virginia Tech	13-4
M. 19	hW	8-3	Virginia Tech	14-4
M. 20	hW	16-8	Virginia Tech	15-4
M. 22	aW	13-2	Kennesaw State {TV}	16-4
M. 24	aW	3-2	North Carolina	17-4
M. 25	aL	0-8	North Carolina {TV}	17-5
M. 26	aW	6-0	North Carolina {TV}	18-5
M. 30	hW	6-1	Georgia Southern	19-5
A. 1	hW	3-2	Duke	20-5
A. 2	hL	13-14	Duke (10)	20-6
A. 3	hL	4-10	Duke	20-7
A. 5	aW	6-5	Mercer	21-7
A. 6	hW	4-2	Kennesaw State	22-7
A. 8	aW	6-3	Pittsburgh {TV}	23-7
A. 10	aL	6-13	Pittsburgh {TV}	23-8
A. 12	hL	1-3	Georgia {TV}	23-9
A. 15	hL	3-8	NC State {TV}	23-10
A. 16	hL	6-15	NC State {TV}	23-11
A. 17	hW	16-7	NC State {TV}	24-11
A. 19	hL	8-9	Mercer	24-12
A. 20	aW	11-5	Georgia State	25-12
A. 22	aL	7-8	Clemson (10)	25-13
A. 23	aW	16-1	Clemson	26-13
A. 24	aW	7-5	Clemson	27-13
A. 26	aL	5-13	Georgia {TV}	27-14
A. 29	hW	9-1	Coastal Carolina {TV}	28-14
A. 30	hW	9-8	Coastal Carolina {TV}	29-14
M. 1	hW	4-2	Coastal Carolina {TV} (7)	30-14
M. 7	hW	12-1	Miami	31-14
M. 8	hL	2-12	Miami	31-15
M. 9	hL	6-17	Miami {TV}	31-16
M. 10	hW	21-3	Savannah State	32-16
M. 13	aL	3-6	Virginia	32-17
M. 14	aL	4-9	Virginia	32-18
M. 15	aW	5-4	Virginia	33-18
M. 17	45W%	6-3	Georgia {TV} (10)	34-18
M. 19	hW	6-3	Boston College {TV}	35-18
M. 21	hL	3-8	Boston College {TV}	35-19
M. 21	hL	6-7	Boston College {TV}	35-20
M. 24	15W+	6-0	Boston College {TV}	36-20
M. 25	15L+	0-4	Miami {TV}	36-21
M. 26	15L+	1-6	Florida State {TV}	36-22
M. 27	15L+	0-5	NC State {TV} (12)	36-23
J. 3	27L*	6-7	Connecticut {TV}	36-24
J. 4	27W*	12-3	Bethune-Cookman {TV}	37-24
J. 5	27W*	7-5	Connecticut {TV}	38-24
J. 5	aL*	1-10	Florida {TV}	38-25

 # Battle in Midtown, Atlanta, Ga.
%Children's Healthcare of Atlanta Classic, Atlanta, Ga.
+ ACC Tournament
** NCAA Gainesville Regional*

2017 (27-28, 11-19 ACC)

Home: 17-13; Away: 10-12; Neutral: 0-3

F. 17	hW#	5-3	BYU [ACCX]	1-0
F. 18	hW#	11-3	Marshall [ACCX]	2-0
F. 19	hW#	8-3	Western Michigan [ACCX]	3-0
F. 21	aW	10-3	Georgia Southern [ESPN3]	4-0
F. 24	hW	15-6	Youngstown State [ACCX]	5-0
F. 25	hW	14-6	Youngstown State [ACCX]	6-0
F. 26	hL	3-12	Youngstown State [ACCX]	6-1
F. 28	hW	12-5	Georgia State [ACCX]	7-1
M. 3	hW	12-3	Belmont [ACCX]	8-1
M. 4	hW	10-2	Belmont [ACCX]	9-1
M. 5	hL	5-11	Belmont [ACCX]	9-2
M. 10	aL	8-10	Miami [ACCX]	9-3
M. 11	aW	7-5	Miami [ACCX] (11)	10-3
M. 12	aL	7-17	Miami [ACCX]	10-4
M. 14	hW	2-0	Oklahoma [ACCX]	11-4
M. 17	hL	5-6	North Carolina [ACCX]	11-5
M. 18	hW	4-2	North Carolina [ACCX] (12)	12-5

RECORDS

YEAR-BY-YEAR RESULTS/COACHING RECORDS

M. 19	hL	4-7	North Carolina [ACCX]	12-6
M. 21	hL	4-7	Auburn [ACCX]	12-7
M. 24	aW	7-6	Wake Forest [ACCX] (11)	13-7
M. 25	aL	8-17	Wake Forest [ACCX]	13-8
M. 26	aL	4-8	Wake Forest [ACCX]	13-9
M. 28	aW	11-3	Mercer [ASN]	14-9
M. 31	hL	6-11	Clemson [ACCX]	14-10
A. 1	hW	5-1	Clemson [ACCX]	15-10
A. 2	hL	6-13	Clemson [ACCX]	15-11
A. 4	aW	11-8	Auburn [SEC]	16-11
A. 7	aL	3-4	Notre Dame [ACCX]	16-12
A. 8	aL	3-4	Notre Dame [ACCX]	16-13
A. 9	aL	6-9	Notre Dame [ACCX]	16-14
A. 11	aL	1-5	Georgia [SEC]	16-15
A. 13	hL	0-3	Louisville [ACCX]	16-16
A. 14	hL	1-10	Louisville [ACCX]	16-17
A. 15	hL	4-5	Louisville [ACCX]	16-18
A. 18	hW	8-5	Mercer [ACCX]	17-18
A. 19	aW	7-0	Georgia State	18-18
A. 21	aW	13-3	Virginia Tech	19-18
A. 21	aL	4-8	Virginia Tech	19-19
A. 22	aW	6-4	Virginia Tech	20-19
A. 25	hL	5-7	Georgia [ACCX]	20-20
A. 28	aW	3-0	UIC [ESPN3]	21-20
A. 28	aL	0-1	UIC [ESPN3]	21-21
M. 6	hW	8-7	Pittsburgh [ACCX]	22-21
M. 7	hW	4-3	Pittsburgh [RSN]	23-21
M. 8	hW	5-2	Pittsburgh [ESPNU]	24-21
M. 9	55L%	7-8	Georgia	24-22
M. 12	aL	5-7	Duke [ACCX]	24-23
M. 13	aL	5-12	Duke [ACCX]	24-24
M. 14	aW	5-3	Duke [ACCX]	25-24
M. 16	hW	12-3	Georgia Southern [ACCX]	26-24
M. 18	hW	14-7	Virginia [ACCX]	27-24
M. 19	hL	3-16	Virginia [ACCX]	27-25
M. 20	hL	9-10	Virginia [ACCX]	27-26
M. 23	56L+	5-6	Miami [RSN] (13)	27-27
M. 25	57L+	4-5	Wake Forest [ACCX]	27-28

 # Atlanta Challenge, Atlanta, Ga.
%Children's Healthcare of Atlanta Classic, Atlanta, Ga. (SunTrust Park)
+ ACC Tournament

[ACCX] - ACC Network
[ASN] - American Sports Network
[RSN] - Regional Sports Network
[SEC] - SEC Network

2018 (31-21, 14-16 ACC)

Home: 25-10; Away: 6-14; Neutral: 0-3

F. 16	hW#	3-2	Minnesota [ACCX]	1-0
F. 17	hL#	7-10	Bradley [ACCX]	1-1
F. 18	hL#	7-9	UConn (10) [ACCX]	1-2
F. 20	aW	7-1	Ga. Southern [ESPN3]	2-2
F. 23	hW	10-0	Dartmouth [ACCX]	3-2
F. 24	hW	12-9	Dartmouth [ACCX]	4-2
F. 24	hW	11-5	Dartmouth [ACCX]	5-2
F. 27	hW	8-0	Arkansas-Pine Bluff [ACCX]	6-2
M. 2	hW	5-0	UIC [ACCX]	7-2
M. 4	hW	3-2	UIC [ACCX]	8-2
M. 7	hL	5-12	UIC [ACCX]	8-3
M. 9	aL	2-3	#6 Clemson* [ACCX]	9-4
M. 10	aL	3-7	#6 Clemson* [ACCX]	9-5
M. 10	aL	2-13	#6 Clemson* [ACCX]	9-6
M. 13	aL	7-12	#13 Auburn [SEC]	9-7
M. 16	hW	16-9	Virginia Tech* [ACCX]	10-7
M. 17	hL	8-10	Virginia Tech* [ACCX]	10-8
M. 18	hW	10-6	Virginia Tech* [ACCX]	11-8
M. 20	hW	6-4	#6 Auburn [ACCX]	12-8
M. 21	hL	2-6	Mercer [ACCX]	12-9
M. 23	aW	13-4	#6 NC State* [ACCX]	13-9
M. 23	aL	2-5	#6 NC State* [ACCX]	13-10
M. 25	aL	6-9	#6 NC State* [ACCX]	13-11
M. 27	hW	3-1	Ga. Southern [ACCX]	14-11
M. 30	hW	6-1	Miami* [ACCX]	15-11
M. 31	hW	13-4	Miami* [ACCX]	16-11
A. 1	hW	4-1	Miami* [ACCX]	17-11
A. 3	aL	0-4	#17 Georgia [SEC]	17-12
A. 6	hL	2-10	#6 Florida State* [ACCX]	17-13
A. 7	hW	2-1	#6 Florida State* [ACCX]	18-13
A. 8	hW	16-3	#6 Florida State* [ACCX]	19-13
A. 10	aW	16-8	Mercer [ESPN3]	20-13
A. 11	hL	2-5	Georgia State [ACCX]	20-14
A. 13	aW	7-3	Pittsburgh* [ACCX]	21-14
A. 14	aL	3-4	Pittsburgh* (14) [ACCX]	21-15
A. 15	aL	5-6	Pittsburgh* [ACCX]	21-16
A. 18	hW	17-7	Kennesaw State [ACCX]	22-16
A. 20	aL	3-9	#8 North Carolina* [ACCX]	22-17
A. 21	aL	8-9	#8 North Carolina* [ACCX]	22-18
A. 22	aL	3-10	#8 North Carolina* [ACCX]	22-19
A. 25	hL	3-8	#20 Georgia [ACCX]	22-20
A. 27	hW	7-0	Wake Forest* [ACCX]	23-20
A. 28	hW	5-1	Wake Forest* [ACCX]	24-20
A. 29	hL	3-6	Wake Forest* [ACCX]	24-21
M. 4	hW	6-5	Radford [ACCX]	25-21
M. 5	hW	11-8	Radford (10) [ACCX]	26-21
M. 6	hW	4-0	Radford [ACCX]	27-21
M. 8	nL%	1-3	#15 Georgia	27-22
M. 11	aL	6-8	Virginia* [ACCX]	27-23
M. 12	aW	5-1	Virginia* [ACCX]	28-23
M. 14	aL	4-8	Virginia* [ESPNU]	28-24
M. 15	hW	8-5	SEMO [ACCX]	29-24
M. 17	hW	9-6	#10 Duke* [ACCX]	30-24
M. 18	hW	20-7	#10 Duke* [ACCX]	31-24
M. 19	hL	5-12	#10 Duke* [ACCX]	31-25
M. 22	nL+	1-2	Pittsburgh* [RSN]	31-26
M. 25	nL+	0-9	#5 North Carolina* [RSN]	31-27

 # Atlanta Challenge, Atlanta, Ga.
%Children's Healthcare of Atlanta Classic, Atlanta, Ga. (SunTrust Park)
+ ACC Tournament

[ACCX] - ACC Network Extra
[RSN] - Regional Sports Network
[SEC] - SEC Network

2019 (43-19, 19-11 ACC)

Home: 26-11; Away: 13-7; Neutral: 4-1

F. 15	hW#	6-3	Illinois-Chicago [ACCX]	1-0
F. 16	hL#	1-7	Richmond [ACCX]	1-1
F. 16	hW#	5-4	West Virginia (11) [ACCX]	2-1
F. 22	hW	4-3	#3 UCLA (11) [ACCX]	3-1
F. 23	hL	2-8	#3 UCLA [ACCX]	3-2
F. 24	hL	0-6	#3 UCLA [ACCX]	3-3
F. 26	hW	7-3	Georgia State [ACCX]	4-3
F. 27	aW	10-0	Georgia State	5-3
M. 1	hW	12-1	Northwestern [ACCX]	6-3
M. 2	hW	9-2	Northwestern [ACCX]	7-3
M. 3	hL	1-5	Northwestern [ACCX]	7-4
M. 5	aW	10-7	Kennesaw State	8-4
M. 6	hW	9-1	Kennesaw State [ACCX]	9-4
M. 8	aW	5-4	Miami (Fla.)* (10) [ACCX]	10-4
M. 9	aL	5-6	Miami (Fla.)* [ACCX]	10-5
M. 10	aL	6-9	Miami (Fla.)* [ACCX]	10-6
M. 12	hW	7-6	Ga. Southern [ESPN3]	11-6
M. 15	hL	8-9	Virginia* [ACCX]	11-7
M. 16	hW	7-3	Virginia* [ACCX]	12-7
M. 17	hW	6-5	Virginia* [ACCX]	13-7
M. 19	aW	14-8	Mercer [ESPN+]	14-7
M. 22	aW	3-1	#4 Louisville* [ACCX]	15-7
M. 23	aW	4-0	#4 Louisville* [ACCX]	16-7
M. 24	aL	4-5	#4 Louisville* [ACCX]	16-8
M. 26	hW	11-2	#4 Georgia (7) [ACCX]	17-8
M. 29	hL	6-9	Notre Dame* [ACCX]	17-9
M. 30	hW	11-2	Notre Dame* [ACCX]	18-9
M. 31	hW	8-7	Notre Dame* [ACCX]	19-9
A. 2	aW	9-3	#15 Auburn [SEC+]	20-9
A. 5	aL	4-11	#9 North Carolina* [ACCX]	20-10
A. 6	hW	11-10	#9 North Carolina* [ACCX]	21-10
A. 7	hW	10-5	#9 North Carolina* [ACCX]	22-10
A. 9	aL	2-12	#2 Georgia [SECN]	22-11
A. 12	aL	2-9	Boston College* [ACCX]	22-12
A. 13	aW	9-1	Boston College* [ACCX]	23-12
A. 14	aW	7-0	Boston College* [ACCX]	24-12
A. 16	hW	11-6	#23 Auburn [ACCX]	25-12
A. 18	aL	2-3	Virginia Tech* [ACCX]	25-13
A. 20	aW	7-5	Virginia Tech* [ACCX]	26-13
A. 20	aW	4-3	Virginia Tech* [ACCX]	27-13
A. 23	55W%	8-6	#4 Georgia [ACCX]	28-13
A. 26	hW	8-7	Clemson* [ACCX]	29-13
A. 27	hW	13-8	Clemson* [ACCX]	30-13
A. 28	hL	7-11	Clemson* [ACCX]	30-14
M. 3	hW	25-4	Western Carolina [ACCX]	31-14
M. 4	hW	16-3	Western Carolina [ACCX]	32-14
M. 5	hW	14-1	Western Carolina [ACCX]	33-14
M. 10	aW	14-10	Duke* [ACCX]	34-14
M. 11	aW	15-3	Duke* [ACCX]	35-14
M. 12	aL	10-4	Duke* [ACCX]	35-15
M. 14	hW	7-1	Mercer [ACCX]	36-15
M. 16	hW	12-7	Pittsburgh* [ACCX]	37-15
M. 17	hW	2-0	Pittsburgh* [ACCX]	38-15
M. 18	hL	3-9	Pittsburgh* [ACCX]	38-16
M. 22	34W+	12-6	Notre Dame [RSN]	39-16
M. 24	34W+	5-4	Duke [RSN]	40-16
M. 25	34W+	9-2	NC State [RSN]	41-16
M. 26	34L+	2-10	North Carolina [ESPN2]	41-17
M. 31	hW*	13-2	Florida A&M [ESPN3]	42-17
J. 1	hL*	5-6	Auburn [SECN]	42-18
J. 2	hW*	10-8	Coastal Carolina [ESPNU]	43-18
J. 2	hL*	1-4	Auburn [ESPN3]	43-19

 # Atlanta Challenge, Atlanta, Ga.
%Children's Healthcare of Atlanta Classic, Atlanta, Ga. (SunTrust Park)
+ ACC Tournament
** NCAA Atlanta Regional*

[ACCX] - ACC Network Extra
[RSN] - Regional Sports Network
[SECN] - SEC Network

2020^ (11-5, 2-1 ACC)

Home: 9-3; Away: 2-1; Neutral: 0-1

F. 14	hW#	6-0	St. Peter's [ACCX]	1-0
F. 15	hW#	6-4	Cincinnati [ACCX]	2-0
F. 16	hL#	1-11	St. John's [ACCX]	2-1
F. 18	aW	4-3	Ga. Southern [ACCX]	3-1
F. 21	hW	12-4	Ohio State [ACCX]	4-1
F. 22	hW	5-2	Ohio State [ACCX]	5-1
F. 23	hW	12-2	Ohio State [ACCX]	6-1
F. 25	hW	14-1	Gardner-Webb [ACCNX]	7-1
F. 28	aL	5-6	#4 Georgia [SEC+]	7-2
F. 29	hL	0-12	#4 Georgia [ACCX]	7-3
M. 1	58L%	3-9	#4 Georgia	7-4
M. 3	hW	11-2	Tennessee Tech	8-4
M. 6	hW	4-3	Virginia Tech* [ACCX]	9-4
M. 7	hW	7-5	Virginia Tech* [ACCX]	10-4
M. 8	hL	6-7	Virginia Tech* (10) [ACCX]	10-5
M. 10	aW	6-2	#14 Auburn [SECN]	11-5

 # Atlanta Challenge, Atlanta, Ga.
%Children's Healthcare of Atlanta Classic, Lawrenceville, Ga. (Gwinnett Stadium)
^2020 season was shortened due to Covid-19 pandemic

[ACCX] - ACC Network Extra
[SEC+] - SEC Network+
[SECN] - SEC Network

2021 (31-25, 21-15 ACC)

Home: 15-13; Away: 13-9; Neutral: 3-3

F. 19	hW	12-6	Eastern Kentucky [ACCX]	1-0
F. 20	hL	6-9	Eastern Kentucky [ACCX]	1-1
F. 21	hW	7-1	Eastern Kentucky [ACCX]	2-1
F. 24	hW	7-3	Marcer [ACCN]	3-1
F. 26	aW	9-2	#8 NC State* [ACCX]	4-1
F. 27	aW	8-3	#8 NC State* [ACCX]	5-1
F. 28	aW	8-4	#8 NC State* [ACCX]	6-1
M. 3	hL	1-10	Georgia State	6-2
M. 5	hL	6-13	#1 Louisville* [ACCX]	6-3
M. 6	hW	19-6	#1 Louisville* [ACCX]	7-3
M. 7	hW	13-9	#1 Louisville* [ACCN]	8-3
M. 12	aL	9-11	Pitt* [ACCN]	8-4
M. 13	aW	5-3	Pitt* [ACCX]	9-4
M. 14	aL	12-18	Pitt* [ACCX]	9-5
M. 19	aL	2-6	Wake Forest* [ACCX]	9-6
M. 20	aW	3-1	Wake Forest* [ACCX]	10-6
M. 21	aW	8-1	Wake Forest* [ACCX]	11-6
M. 26	aW	5-2	Duke* [ACCN]	12-6
M. 27	aW	3-0	Duke* [ACCN]	13-6
M. 28	aL	7-9	Duke* [ACCX]	13-7
A. 1	hW	6-5	Virginia* [ACCX]	14-7
A. 2	hL	2-8	Virginia* [ACCX]	14-8
A. 3	hL	4-11	Virginia* [ACCX]	14-9
A. 6	hL	3-9	USC Upstate [ACCX]	14-10
A. 9	aL	9-10	Notre Dame* [ACCX]	14-11
A. 10	aL	0-7	Notre Dame* [ACCX]	14-12
A. 11	aW	4-2	Notre Dame* [ACCX]	15-12
A. 13	hL	3-7	Auburn [ACCN]	15-13
A. 16	aW	15-11	Virginia Tech* [ACCX]	16-13
A. 17	aL	0-7	Virginia Tech* [ACCX]	16-14
A. 18	aW	11-4	Virginia Tech* [ACCX]	17-14
A. 20	aW	7-2	Georgia State [ESPN+]	18-14
A. 23	hL	0-9	Florida State* [ACCX]	18-15
A. 24	hL	10-13	Florida State* [ACCX]	18-16
A. 25	hW	9-8	Florida State* [ACCX]	19-16
A. 27	aW	7-5	Georgia [SECN]	20-16
A. 30	hL	1-5	Kennesaw State [ACCX]	20-16
M. 1	hW	13-5	Kennesaw State [ACCX]	21-17
M. 2	aL	5-10	Kennesaw State [ACCX]	21-17
M. 7	hW	6-1	Clemson* [ACCX]	22-18
M. 8	hW	6-5	Clemson* [RSN]	23-18
M. 9	hW	9-8	Clemson* [RSN]	24-18
M. 14	aW	14-3	Miami* [ACCX]	25-18
M. 15	aL	3-10	Miami* [ACCX]	25-19
M. 16	aL	4-5	Miami* [ACCX]	25-20
M. 18	hW	7-6	Georgia (14) [ACCX]	26-20
M. 20	hL	2-3	North Carolina* [ACCX]	26-21
M. 21	hW	10-9	North Carolina* [ACCX]	27-21
M. 22	hW	10-6	North Carolina* [ACCX]	28-21
M. 26	59L+	5-11	Clemson [RSN]	28-22
M. 27	59W+	9-8	Louisville (12) [RSN]	29-22
M. 29	59L+	1-8	#16 NC State [ACCN]	29-23
J. 4	52W*	7-6	Indiana State [ESPN3]	30-24
J. 5	52L*	3-4	#4 Vanderbilt [ESPNU]	30-24
J. 6	52W*	9-0	Indiana State [ESPN3]	31-24
J. 6	52L*	11-14	#4 Vanderbilt (11) [ESPN3]	31-25

+ ACC Tournament
** NCAA Nashville Regional*

[ACCX] - ACC Network Extra
[RSN] - Regional Sports Network
[SECN] - SEC Network

COACHING RECORDS

WINS

	Coach	Record
1.	Danny Hall (1994-pres.)	1,104-581-1
2.	Jim Morris (1982-1993)	504-244-1
3.	Jim Luck (1962-1981)	320-280-5
4.	Joe Pittard (1946-1961)	169-173-7
5.	John Heisman (1904-1917)	163-97-5
6.	Kid Clay (1921-1931)	147-99-5
7.	Bobby Dodd (1932-1939)	43-64-2
8.	Joe Bean (1918-1920)	35-18
9.	Roy Mundorff (1940-1943)	26-36-1
10.	Coach Todd (1900-1901)	12-9
11.	Coach Irving (1903)	9-9
12.	Sammy Strang (1902)	5-8

* (1895-1899) 4-9

WINNING PERCENTAGE

	Coach	Record (Winning %)
1.	Jim Morris (1982-93)	504-244-1 (.674)
2.	Danny Hall (1994-pres.)	1,104-581-1 (.666)
3.	Joe Bean (1918-20)	35-18 (.660)
4.	John Heisman (1904-17)	163-97-5 (.625)
5.	Kid Clay (1921-31)	147-99-5 (.596)
6.	Coach Todd (1900-01)	12-9 (.571)
7.	Jim Luck (1962-81)	320-280-5 (.533)
8.	Coach Irving (1903)	9-9 (.500)
9.	Joe Pittard (1946-61)	169-173-7 (.494)
10.	Roy Mundorff (1940-43)	26-36-1 (.421)
11.	Bobby Dodd (1932-39)	43-64-2 (.404)
12.	Sammy Strang (1902)	5-8 (.385)

* (1895-1899) 4-9 (.308)

TENURE

	Coach	Seasons
1.	Danny Hall (1994-pres.)	28
2.	Jim Luck (1962-1981)	20
3.	Joe Pittard (1946-1961)	16
4.	John Heisman (1904-1917)	14
5.	Jim Morris (1982-1993)	12
6.	Kid Clay (1921-1931)	11
7.	Bobby Dodd (1932-1939)	7
8.	Roy Mundorff (1940-1943)	4
9.	Joe Bean (1918-1920)	3
10.	Coach Todd (1900-1901)	2
11.	Coach Irving (1903)	1
12.	Sammy Strang (1902)	1

* (Unknown coach/coaches. 1895-1899)

** coach/coaches unknown*

COACHING RECORDS

UNKNOWN

1895	0-0
1896	0-1
1897	1-2
1898	1-3
1899	2-3
5 seasons	**4-9**

COACH TODD

1900	3-4
1901	9-5
2 seasons	**12-9**

SAMMY STRANG

1902	5-8
1 season	**5-8**

COACH IRVING

1903	9-9
1 season	**9-9**

JOHN HEISMAN

1904	15-7
1905	13-4
1906	23-3
1907	10-5-1
1908	9-12
1909	13-8-1
1910	11-5-1
1911	7-6
1912	8-10
1913	9-8
1914	12-8
1915	7-8-2
1916	14-6
1917	12-7
14 seasons	**163-97-5**

JOE BEAN

1918	10-7
1919	9-9
1920	16-2
3 seasons	**35-18**

KID CLAY

1921	18-4-1
1922	14-9
1923	16-2-2
1924	9-14
1925	14-7
1926	21-4-1
1927	18-10
1928	15-6
1929	6-14-1
1930	8-16
1931	8-13
11 seasons	**147-99-5**

BOBBY DODD

1932	4-11-2
1933	4-10 (3-7 SEC)
1934	10-10 (8-9 SEC)
1935	7-6 (3-3 SEC)
1936	No Team
1937	4-7 (4-7 SEC)
1938	7-10 (5-8 SEC)
1939	7-10 (3-9 SEC)
7 seasons	**43-64-2 (26-43 SEC)**

ROY MUNDORFF

1940	5-10-1 (5-9-1 SEC)
1941	10-8 (10-8 SEC)
1942	8-10 (7-7 SEC)
1943	3-8 (2-5 SEC)
4 seasons	**26-36-1 (24-21 SEC)**

1944	**No Team**
1945	**No Team**

JOE PITTARD

1946	10-2
1947	7-6 (6-6 SEC)
1948	11-9 (11-7 SEC)
1949	10-14 (9-11 SEC)
1950	7-11 (7-11 SEC)
1951	11-12 (8-12 SEC)
1952	8-11-1 (8-11-1 SEC)
1953	8-13 (7-10 SEC)
1954	9-13-1 (6-10 SEC)
1955	15-9 (10-6 SEC)
1956	11-12 (4-9 SEC)
1957	18-8-1 (13-3 SEC)
1958	7-17 (5-12 SEC)
1959	17-19-2 (11-4 SEC)
1960	14-11 (9-7 SEC)
1961	6-16-2 (6-11 SEC)
16 seasons	**169-173-7 (120-130-1 SEC)**

JIM LUCK

1962	8-16 (6-11 SEC)
1963	9-18 (4-13 SEC)
1964	9-15 (3-10 SEC)
1965	20-8-2
1966	14-16
1967	21-11
1968	21-13
1969	16-12
1970	17-7-1
1971	31-6
1972	21-10
1973	20-6-2
1974	20-17
1975	12-17
1976	12-22
1977	18-12
1978	14-15
1979	15-16
1980	8-19 (3-10 ACC)
1981	14-24 (1-13 ACC)
20 seasons	**320-280-5 (13-34 SEC)**
	(4-23 ACC)

JIM MORRIS

1982	29-20 (6-8 ACC)
1983	38-15 (6-8 ACC)
1984	36-19 (5-7 ACC)
1985	42-19-1 (6-7-1 ACC)
1986	45-23 (10-4 ACC)
1987	51-14 (17-4 ACC)
1988	45-24 (12-8 ACC)
1989	38-26 (13-6 ACC)
1990	46-25 (9-9 ACC)
1991	42-26 (12-8 ACC)
1992	45-19 (14-9 ACC)
1993	47-14 (16-6 ACC)
12 seasons	**504-244-1 (126-84-1 ACC)**

DANNY HALL

1994	50-17 (16-8 ACC)
1995	38-22 (16-8 ACC)
1996	40-24 (13-11 ACC)
1997	46-15 (19-4 ACC)
1998	41-22 (14-9 ACC)
1999	38-20 (12-12 ACC)
2000	50-16 (18-6 ACC)
2001	41-20 (13-11 ACC)
2002	52-16 (14-9 ACC)
2003	44-18 (17-7 ACC)
2004	44-21 (18-5 ACC)
2005	45-19 (22-8 ACC)
2006	50-18 (19-11 ACC)
2007	32-25 (15-14 ACC)
2008	41-21 (16-14 ACC)
2009	38-19-1 (17-10-1 ACC)
2010	47-15 (21-9 ACC)
2011	42-21 (22-8 ACC)
2012	38-26 (12-18 ACC)
2013	37-27 (15-15 ACC)
2014	37-27 (14-16 ACC)
2015	32-23 (13-17 ACC)
2016	38-25 (13-16 ACC)
2017	27-28 (11-19 ACC)
2018	31-27 (14-16 ACC)
2019	43-19 (19-11 ACC)
2020^	11-5 (2-1 ACC)
2021	31-25 (21-15 ACC)
28 seasons	**1,104-581-1 (436-308-1 ACC)**