GEORGIA TECH BASKETBALL 2022-23

ACC Champions 1985, 1990, 1993, 2021 • Final Four 1990, 2004 • 17 NCAA Tournament appearances

2022-23 Schedule/Results

Date	Opponent	TV	Time
N7	CLAYTON STATE	ACCNX	W, 93-63
N12	at Georgia State	ESPN+	W, 59-57
N17	NORTHERN ILLINOIS	ACC Network	W, 68-50
N21	vs. Utah#	FS1	L, 64-68
N23	Marquette#	FS1	L, 60-84
N26	NORTH ALABAMA	ACCNX	W, 80-61
N29	at Iowa*	ESPN2	L, 65-81
D2	NORTHEASTERN	ACCNX	W, 81-63
D6	GEORGIA	ESPN2	W, 79-77
D10	at North Carolina	ESPN	L, 59-75
D17	ALABAMA STATE	ACCNX	W, 96-60
D21	CLEMSON	ESPN2	L, 66-79
D31	VIRGINIA (13/12)	ACC Network	L, 56-74
J4	MIAMI (12/12)	RSN	W, 76-70
J7	at Florida State	RSN	L, 64-75
J10	at Notre Dame	ACC Network	L, 72-73 (ot)
J14	PITTSBURGH	ACC Network	L, 60-71
J17	NC STATE (rv/rv)	ACC Network	L, 66-78
J21	SYRACUSE	RSN	L, 63-80
J24	at Clemson (24/23)	ACC Network	9 p.m.
J28	DUKE (rv/25)	ACC Network	3 p.m.
F1	at Louisville	RSN	7 p.m.
F4	at NC State (rv/rv)	ACC Network	1 p.m.
F8	NOTRE DAME	RSN	7 p.m.
F11	at Wake Forest (rv/rv)	ACC Network	5 p.m.
F15	VIRGINIA TECH	ACC Network	7 p.m.
F18	FLORIDA TECH	ACCNX	2 p.m.
F21	at Pittsburgh	ESPN/2/U/ACCN	7 p.m.
F25	LOUISVILLE	RSN	2 p.m.
F28	at Syracuse	RSN	7 p.m.
M4	at Boston College	ESPNU	2:30 p.m.
M7-11	ACC Tournament (Greensboro, N.C.)%		

**ACC/Big Ten Challenge; #Fort Myers Tip-Off (Suncoast Credit Union Arena, Fort Myers, Fla.); %ACC Tournament (Greensboro, N.C.)*

All times Eastern; home games in ALL CAPS

(AP/USA) - rankings in AP/coaches polls at time of game, current rankings for upcoming games (rv=receiving votes)

RADIO: Georgia Tech Sports Network by Legends Sports

Announcers	Andy Demetra, Randy Waters
Engineer	Miller Pope
Flagship station in Atlanta	680 AM, 93.7 FM
Satellite Radio	SiriusXM ch. 384, SXM app 974
Online	GT Gameday App, Ramblinwreck.com
TuneIn	buzz.gt/LiveTuneIn

Television	**ACC Network**
Announcers	Wes Durham, Dan Bonner

COMMUNICATIONS

GTMBB contact	Mike Stamus
Phone	404-894-5445 (ofc), 404-218-9723 (cell)
E-mail	mstamus@athletics.gatech.edu

SOCIAL MEDIA: #TogetherWeSwarm

Official Twitter	@GTMBB / @GTJoshPastner
Facebook	gtmensbasketball
Instagram	gtmensbasketball

GEORGIA TECH (8-11, 1-8 ACC) vs. #24/23 CLEMSON (16-4, 8-1 ACC)

Game 20 • January 24, 2023 • 9 p.m. EST

Tech Travels for Rematch vs. Clemson

Georgia Tech plays its first road game in two weeks Tuesday night, traveling to 24th-ranked Clemson to face the Tigers in a 9 p.m. contest at Littlejohn Coliseum.

Tech (8-11, 1-8 ACC) looks to snap a five-game losing streak against the ACC's first-place team, who defeated the Yellow Jackets, 79-66, back on Dec. 21 in Atlanta. Tech's only win came over No. 12 Miami, 76-70, on Jan. 4, and since then has lost to Florida State (75-64), Notre Dame (73-72 in overtime), Pittsburgh (71-60), NC State (78-66) and Syracuse (80-63). The Jackets sit a game oou of last place in the conference standings.

Clemson (16-4, 8-1 ACC), off to one of its best starts in its ACC history, holds a one-game lead in the conference over Virginia and a two-game lead over four other teams. The Tigers, who sustained their first ACC loss last Tuesday at Wake Forest, rebounded Saturday with a slim 51-50 win over Virginia Tech. Clemson is 11-0 at home this season, including a 5-0 mark in conference games.

Tuesday's game will be televised live on the ACC Network, with a live stream of the broadcast available on the ESPN app. Radio coverage is on the Georgia Tech Sports Network by Legends Sports and flagship station 680 the Fan (680 AM/93.7 FM), and also on satellite radio (SiriusXM channel 384, SXM app 974).

GAME INFORMATION

Venue/Site	Littlejohn Coliseum, Clemson, S.C.
Tech vs. Clemson	Tech trails, 67-76!
On the road	Tech trails, 17-48
Last year	12/21/2022 - Clemson won 79-66 in Atlanta

GEORGIA TECH YELLOW JACKETS

Rankings (AP/coaches/KenPom/NET)	nr | nr | 156 | 179
Record breakdown	7-5 home | 1-4 road | 0-2 neutral
Head coach	Josh Pastner (Arizona, 1997)
Career record/at GT	269-180! (14th yr) | 102-107! (7th yr)
Pastner vs. Clemson	5-8!

! On-court record - 22 wins and 1 loss vacated by NCAA Committee on Infractions

CLEMSON TIGERS

Rankings (AP/coaches/KenPom/NET)	24 | 23 | 60 | 59
Record breakdown	11-0 home | 3-2 road | 2-2 neutral
Head coach	Brad Brownell (DePauw, 1991)
Career record/at Clemson	401-255 (21st yr) | 234-170 (13th yr)
Brownell vs. Tech	19-8

ROSTER AT-A-GLANCE *(#indicates last-game starter)*

12 Freds Pauls Bagatskis ..... F ..... 6-8 .....180..... Fr..... Riga, Latvia .....0.8 ppg.....0.0 rpg
> Trained at Valencia Basket Club, played for Latvia in FIBA U16, U20 Euro championships; played in 4 games

30 Coleman Boyd..... G ..... 6-1 .....178..... Sr. ..... Smyrna, Ga. .....0.8 ppg.....0.0 rpg
> Non-scholarship player 4th year at Tech, played in 11 games career, 4 this season

3 Dallan "Deebo" Coleman#. G ..... 6-6 .....218..... So. ..... Memphis, Tenn. .....9.8 ppg.....2.8 rpg
> Tech's No. 2 scorer, double-figure points in 4 of last 6 games (10.8 ppg); 9.9 ppg in ACC games

33 Brayden Daniels..... G ..... 6-4 .....188..... So. ..... Louisville, Ky.....0.0 ppg.....0.5 rpg
> Non-scholarship player, 2nd year at Tech, played in 5 games career, 4 this season

4 Ja'von Franklin ..... F..... 6-7 .....214..... Sr. ..... Little Rock, Ark. .....7.1 ppg.....5.5 rpg
> Team's top rebounder, has 3 double-doubles; 56.2% FG; 5th in ACC in blocks per game (1.5)

43 Jermontae Hill..... G ..... 6-6 .....206..... r-Fr. ..... Atlanta, Ga .....0.0 ppg.....0.0 rpg
> Non-scholarship player, 2nd year at Tech, redshirted last season, played in 4 games

24 Rodney Howard#..... C/F ..... 6-11 .....256..... Sr. ..... Ypsilanti, Mich.....5.3 ppg.....5.0 rpg
> Hitting 60.3% from the floor for season; 58.3% in ACC games; 36-54 FG last (66.7%) last 14 games

13 Miles Kelly# ..... G ..... 6-6 .....175..... So. ..... Stone Mountain, Ga. ....13.6 ppg.....3.2 rpg
> No. 4 ACC in 3pt% (37.2%), No. 6 in 3pt FG per game; averaging 14.1 ppg, 37.1% from 3 in ACC games

10 Cyril Martynov..... C/F ..... 7-0 .....229..... Fr..... Barrie, Ontario .....1.3 ppg.....1.5 rpg
> 14.0 ppg, 9.4 rpg for UPlay Canada on Nike EYBL circuit; played in 4 games

11 Tristan Maxwell..... G ..... 6-3 .....205..... Jr..... Huntersville, N.C. .....3.3 ppg....1.0 apg
> Played 6 games last 2 yrs, 14 this season; season-high 18 points (6-11 FG, 5-8 3pt) vs. Alabama State

23 Jordan Meka..... C/F ..... 6-8 .....219..... Jr..... Yaoundé, Cameroon.....0.7 ppg.....1.5 rpg
> Played in 6 games this season (groin, back, illness)

14 Jalon Moore#..... F..... 6-7 .....209..... So. ..... Birmingham, Ala. .....9.5 ppg.....5.6 rpg
> Team's No. 3 scorer, top rebounder, started last 13 of last 14 games (scored double-digit points in 10)

35 Emmer Nichols..... F..... 6-6 .....219..... Fr..... Woodside, Calif.....--.....--
> Non-scholarship player in 1st year in the program, has not yet played in a game

5 Deivon Smith# ..... G ..... 6-1 .....176..... Jr..... Loganville, Ga.....8.0 ppg....3.6 apg
> Backup PG started 11 games this season; 2.43 assist/TO ratio No. 3 in ACC (2.36 in ACC games)

1 Kyle Sturdivant..... G ..... 6-3 .....196..... Sr. ..... Norcross, Ga.....6.6 ppg....2.6 apg
> Started 9 games, five games in double-figures, season-high 18 at Notre Dame, 1.63 assist/TO ratio

0 Lance Terry ..... G ..... 6-2 .....200..... Sr. ..... College Park, Ga. .....8.2 ppg.....2.6 rpg
> Tech's 4th-leading scorer, 34.4% 3pt FG, 84% FT (9.3 ppg, 34.4% 3pt FG in ACC games)

TECH NOTEBOOK

Tech Team Statistics

Category	2022-23	ACC	NCAA
Scoring offense	69.8	12	217
Scoring defense	70.5	10	212
Scoring margin	-0.6	11	249
Field goal pct.	.425	14	285
Effective FG pct.	.482	13	292
Field goal pct. def.	.431	7	174
3-pt FG pct.	.324	11	261
3-pt FG per game	7.1	9	219
3-pt FG att. per game	21.3	6	173
3-pt FG pct. def.	.292	1	23
3-pt FG allowed	6.0	-	-
Free throw pct.	.691	15	236
FT made per game	10.5	13	306
FT attempts per game	15.2	13	305
Rebounds per game	36.4	5	125
Rebound margin	-0.5	11	239
O-Reb per game	11.4	2	89
D-Reb per game	25.1	9	180
Assists per game	13.8	9	139
Assist/TO ratio	1.2	8	83
Turnover margin	0.4	12	227
Turnovers per game	11.7	9	73
Turnovers forced per game	11.3	13	308
Blocks per game	4.2	5	69
Steals per game	6.1	8	234
Fouls per game	16.3	10	130
Bench points per game	22.2	1	120
Fast break points per game	11.7	3	79

Rankings through games of Jan. 22

Games Started/Finished

Player	2022-23	Career	Conf.	*Finished
Freds Pauls Bagatskis	-	-	-	4
Deebo Coleman	17	22	12	10
Ja'von Franklin	7	38	17	6
Rodney Howard	11	42	21	6
Miles Kelly	13	14	9	13
Cyril Martynov	-	-	-	4
Tristan Maxwell	2	2	1	1
Jordan Meka	-	4	4	2
Jalon Moore	13	14	9	7
Deivon Smith	11	24	7	6
Kyle Sturdivant	9	37	23	8
Lance Terry	10	47	21	11

Includes starts at previous school and in conference tournaments

Games finished includes only 2022-23 season

Non-Conference Breakdown

Team	Conf.	Record	Conf.	KP	NET
Alabama State	SWAC	6-13	4-2	335	330
Clayton State	DII/PBC	2-15	0-7	--	--
Florida Tech	DII/SSC	14-5	7-4	--	--
Georgia	SEC	13-6	3-3	92	105
Georgia State	Sun Belt	9-11	2-6	231	245
Iowa	Big Ten	12-7	4-4	35	38
Marquette	Big East	16-5	8-2	8	14
North Alabama	A-Sun	11-10	3-5	307	302
Northeastern	CAA	8-11	4-4	262	267
Northern Illinois	MAC	7-12	3-3	286	283
Utah	Pac-12	14-7	7-3	45	47
GT strength of schedule rank				**38**	**62**
GT NC strength of schedule rank				**216**	**157**

vs. Quad 1: 0-5 **vs. Quad 2: 1-3**

vs. Quad 3: 1-3 **vs. Quad 4: 5-0**

KP - KenPom.com, NET - NCAA NET rankings

Rankings through games of Jan. 22

The Tip-Off

• Georgia Tech plays three of its next four games on the road. The Yellow Jackets are home Saturday against Duke, then travel to Louisville and NC State next week.

• The last three meetings between Tech and Clemson at Littlejohn Coliseum have been decided by a total of eight points. The game-winning winning points were scored with 15, 1 and 14 seconds on the clock, respectively.

• Tech is 1-1 this season against AP top-25 teams, having defeated No. 12 Miami and falling to No. 13 Virginia. There are no other top 25 teams remaining on the Yellow Jackets' schedule after Clemson.

• Tech leads the ACC in three-point defense and is 23rd nationally, allowing 29.2 percent from distance.

• Tech leads the ACC in bench scoring, its reserves contributing 22.2 points per game this season. The bench has provided 30 or more points six times this season, and has outscored its opponents' reserves in 12 of 19 games.

• Tech has used nine different starting lineups this season. Nine Yellow Jackets have started at least two games, and eight of them have started a minimum of seven times.

• Sophomore guard **Miles Kelly** leads Tech in scoring, minutes, field goals made and attempted, three-point field goals made and attempted, and free throw percentage.

Series vs. Clemson

• The oldest and longest-running series the Yellow Jackets have with an ACC member, the 143 all-time meetings are more than 30 greater than Tech has played with any other ACC opponent. The series dates back to the 1912-13 season, when John Heisman coached the Tech basketball team.

• Clemson is one of two permanent home-and-away opponents on Tech's schedule each year (Notre Dame is the other).

• Tech has won four of the last seven games in the series, and the teams have split their two regular season meetings each of the past two seasons. The home team had won four straight games in the series until Clemson scored a 79-66 win at McCamish Pavilion in December.

• The Yellow Jackets have swept the season series just once (2019-20) since the 2004-05 season.

• The Yellow Jackets trail 53-39 to the Tigers since joining the ACC.

• Tech has an all-time record of 46-27 against the Tigers at home, including a 27-15 record at Alexander Memorial Coliseum and a 6-5 mark at McCamish Pavilion.

• Tech is 5-8 on the court against Clemson under head coach Josh Pastner, and 8-19 vs. Tiger teams coached by Brad Brownell.

• Tech is just 17-48 all-time in games played at Clemson, including an 9-41 mark in Littlejohn Coliseum. The Jackets lost 14 straight games on the road in the series, and 13 in a row at Littlejohn, before Tech won on March 6, 2020. Tech was Clemson's first opponent in Littlejohn Coliseum back on Nov. 30, 1968. The Tigers won, 76-72.

• Tech's 111-108 win against the Tigers at Littlejohn Coliseum on Jan. 24, 2001 is the highest-scoring regulation game Tech has had with any ACC opponent. The Jackets' current record of 17 three-point field goals was set in that game. The Jackets defeated Florida State by the same score in Tallahassee (in two OTs) on Feb. 11, 1999, and lost to Wake Forest in the 2007 ACC Tournament, 114-112 in double-overtime.

• The Yellow Jackets have won three of four ACC Tournament meetings with the Tigers, including a 69-61 semi-final decision on the way to the 1993 conference title in Charlotte.

Last Meeting vs. Clemson

December 21 in Atlanta - Miles Kelly led three Georgia Tech scorers in double-figures with 17 points, but the Yellow Jackets could not find an answer for Clemson in the paint in a

Series vs. Clemson (67-76!)

Home: 46-27!, Away: 17-48, Neutral: 4-1

All Home Games: 46-27!
At McCamish Pavilion: 6-5!
At Alexander Memorial Coliseum: 27-15
At Philips Arena: 0-1
At Georgia Dome: 1-0
In Atlanta: 47-27!
All Road Games: 17-48
At Littlejohn Coliseum: 9-41
As ACC members: 39-53!
In the ACC Tournament: 4-1
All Neutral Games: 4-1
As SIC members: 8-5
As SIAA members: 3-2
As SoCon members: 6-5
Under Whack Hyder: 9-8
Under Dwane Morrison: 0-8
Under Bobby Cremins: 19-21
Under Paul Hewitt: 12-11
Under Brian Gregory: 2-8
Under Josh Pastner: 5-8!
Vs. Brad Brownell: 8-19!
Longest Winning Streak: 7 games (1943-66)
Longest Losing Streak: 14 games (1972-82)
Most Points Scored: 111 on 1-24-2001
Fewest Points Scored: 17 on 2-20-1920
Most Points Allowed: 108 on 1-24-2001
Fewest Points Allowed: 13 on 1-5-1924, 1-20-1937
Largest Margin of Victory: 38 on 1-20-1937
Largest Margin of Defeat: 29 on 1-8-1977

!1/12/2017 victory vacated by NCAA Committee on Infractions

Recent Series Results

1-12-2011	a	L	62- 87
2-5-2011	h10	L	56- 65
1-21-2012	a	L	62- 64
2-21-2012	h13	L	37- 56
1-29-2013	a	L	60- 63
2-14-2013	h15	L	53- 56
2-4-2014	a	L	41- 45
2-22-2014	h15	L	55- 63
3-13-2014 (ot)	n2	L	65- 69
2-16-2015	h15	W	63- 52
2-28-2015 (ot)	a	L	63- 70
2-13-2016	a1	L	52- 66
2-23-2016	h15	W	75- 73
3-9-2016 (ot)	n5	W	88- 85
1-12-2017	h15	!	75- 63
2-1-2017	a	L	62- 74
1-28-2018	h15	L	70- 72
2-24-2018 15/17	a	L	67- 75
1-16-2019	a	L	60- 72
2-6-2019	h15	L	42- 65
2-25-2020	h15	W	68- 59
3-6-2020	a	W	65- 62
1-20-2021	h15	W	83- 65
2-12-2021	a	L	72- 74
2-5-2022	h15	W	69- 64
3-2-2022	a	L	65- 68
12-21-2022	h15	L	66- 79

a1-Bon Secours Wellness Arena (Greenville, S.C.); n2-ACC Tournament (Greensboro [N.C.] Coliseum);

TECH NOTEBOOK

Just Georgia Tech, please...

The Georgia Institute of Technology is the official title, but Georgia Tech will work fine, or just Tech (unless you're in Virginia or Texas). We would appreciate it if you would use our name in those ways. Georgia Tech University is incorrect. Thank you.

Georgia Tech Quick Facts

Official Name: Georgia Institute of Technology
Location: Atlanta, Ga.
Enrollment: 45,296
Founded: 1885
Colors: Old Gold and White
Nickname: Yellow Jackets, Ramblin' Wreck
Mascot: Buzz (Yellow Jacket)
Fight Songs: Ramblin' Wreck, White and Gold
Conference: Atlantic Coast (ACC)
Home Arena: McCamish Pavilion (capacity 8,600)
President: Dr. Angel Cabrera
Director of Athletics: J Batt
Faculty Rep. for Athletics: Dr. Jenna Jordan
Head Coach: Josh Pastner (Arizona, 1997)
Record at Tech: 102-107 ! (7th season)
Overall: 269-180 ! (14th season)
ACC Regular Season: 48-69 !
ACC Tournament: 2-4
NCAA Tournament: 2-5
Associate Head Coach: Anthony Wilkins (Kent State, 2013), 4th season
Assistant Coach: Julian Swartz (Carroll College, 2005), 7th season
Assistant Coach: Brian Eskildsen (Tennessee, 2009), 1st season
Assoc. Dir. of Player Personnel: B.J. Elder (Georgia Tech, 2014)
Director of Operations: Tyler Benson (St. Bonaventure, 2009)
Director of Scouting: Hayden Sheridan (Arizona, 2016)
Player Development Coach: Eddie Dimas (Grand Canyon, 2015)
Athletic Trainer: Richard Stewart (Salisbury, 2005)
! On-court record (Georgia Tech had 22 wins and one loss during the 2016-17 and 2017-18 seasons vacated by the NCAA's Committee on Infractions.)

Basketball History

108th season: 1st game, Feb. 17, 1906 vs. Auburn
All-time Record: 1,430-1,298 !
Winning/Losing/.500 Seasons: 55 / 48 / 4
NCAA Appearances (17): 23-17 record
1960, 1985, 1986, 1987, 1988, 1989, 1990, 1991, 1992, 1993, 1996, 2001, 2004, 2005, 2007, 2010, 2021
Final Fours (2): 1990, 2004
NIT Appearances (8): 10-8 record
1970, 1971, 1984, 1994, 1998, 1999, 2003, 2016
ACC Championships (4): 1985, 1990, 1993, 2021
ACC Regular-Season Titles (2): 1985 (tie), 1996
ACC Regular-Season Record (44th season): 282-414 !
ACC Tournament Record: 28-38
SEC Championships (1): 1938
SEC Regular-Season Titles (1): 1937
SEC Regular-Season Record (1932-64): 201-207
Metro Conference Regular-Season Record (1975-78): 9-10
Metro Conference Tournament Record: 4-3
Record at McCamish Pavilion: 119-67 ! (11th season)
Record at Alexander Memorial Coliseum:
556-194 (55 seasons, 1956-2011)
Record at State Farm Arena: 8-12
Record at Gas South Arena: 4-1
Record at Georgia Dome: 9-5
All-Time Head Coaches: 14
ACC Head Coaches: 5
All-America Selections: 14 (12 players)
Consensus All-Americans: 2
First-Team All-Americans: 5
National Players of the Year: 1
All-ACC Selections: 57 times (34 players)
ACC Players of the Year: 2
ACC Rookies of the Year: 11
ACC Coaches of the Year: 5 (3 coaches)
ACC Tournament MVPs: 4
ACC All-Freshman Team: 15

79-66 loss to the visiting Tigers at McCamish Pavilion.

Clemson (10-3, 2-0 ACC) held a commanding 48-34 advantage in points in the paint and outrebounded Georgia Tech (7-5, 0-2 ACC) by a 40-28 margin to hand the Jackets their first home defeat of the season.

After Georgia Tech made four of its first seven shots to race out to a 14-10 lead, the Yellow Jackets went nearly 10 minutes without a made field goal. Clemson outscored the Jackets 20-2 during that nine-minute, 52-second span, en route to a taking a 40-26 halftime lead. Tech would not cut the deficit to single digits the rest of the way, despite shooting 50 percent from the field (16-of-32) in the second half.

Kelly, Kyle Sturdivant (14 points) and Jalon Moore (12) led the Jackets offensively. Moore fell just one rebound short of a double-double with nine boards and also paced Tech with four assists.

P.J. Hall (25 points, 10 rebounds) and Hunter Tyson (14 points, 13 rebounds) led the way for Clemson..

Last Time Out

Georgia Tech was unable to stop its current skid as it fell 80-63 to Syracuse on Saturday afternoon at McCamish Pavilion.

The Orange (13-7, 6-3 ACC) were red-hot from the field, shooting 55 percent overall and 42.9 percent from downtown. The Yellow Jackets (8-11, 1-8 ACC) were able to shoot 43.9 percent from the field, but made just 10-of-31 three-point attempts. Tech was also held to just six free-throw attempts compared to Syracuse's 18.

Tech got off to a quick start, leading 21-10 almost halfway through the first half, but a back-breaking 19-2 run from Syracuse over the next five minutes, added with a 3-minute scoring drought early in the second half, proved too much to overcome.

The Jackets were led offensively by Deebo Coleman, who finished with 17 points off 5-of-8 shooting from beyond the arc. Miles Kelly and Jalon Moore also recorded double digits with 13 and 11 points, respectively, while Deivon Smith finished with nine points and seven assists.

The Orange were led by Joseph Girard III, who finished with 28 points, making all six of Syracuse's three-point field goals.

Team Trends

• Georgia Tech utilized its ninth different starting lineup this season against Syracuse. Nine Yellow Jackets have started at least two games this season, and none have started every game.

• With **Lance Terry** (hamstring) and **Tristan Maxwell** (hip pointer) both unavailable, Tech utilized just eight players for only the fifth time this season Nine or more Yellow Jackets have taken the court in 14 of 19 games. Tech ranked No. 121 in the nation this season in bench minutes (32.7 pct. entering the game), and only one other Josh Pastner Tech team has seen its reserves play more.

• Tech has hit 10 or more three-point field goals in three games this season (13 vs. Alabama State, 12 vs. Pittsburgh, 10 vs. Syracuse).

• Tech has averaged 24.5 three-point attempts in ACC games, trying at least 20 in every game except Virginia (16). The Jackets' 31 attempts were the most for the team since trying 32 against Georgia State on Nov. 25, 2020, a game that went four overtimes.

• Tech is 1-11 this season when the opponent makes a higher percentage of its field goal attempts, 7-0 when it has a better percentage. Syracuse as the fourth opponent to hit 50 percent of its shots against the Yellow Jackets this season (Georgia, Clemson, NC State were the others).

• Tech is 6-1 this season when scoring 70 or more points (1-0 in the ACC), 2-10 when failing to reach 70.

• Tech is 11-for-28 from the foul line in its last three games after hitting 75.6 percent from the stripe in its first six ACC games.

• Tech's bench has outscored that of its opponent 12 times in 19 games this season. Syracuse was the first team whose reserves outscored those of the Yellow Jackets since Miami on Jan. 4. The Jackets entered this week's games No. 1 in the ACC in bench scoring (22.2 ppg).

• Tech's 20 assists on 25 made field goals against Syracuse was a season best by percentage (80 pct.) and second best in terms of total assists (25 vs. Alabama State is the season high). The Jackets have assisted on 57.5 percent of their field goals in ACC games, fourth-best in the conference.

• Tech leads the ACC and in the top 25 in the nation in three-point defense (29.2 pct.) – Syracuse was 6-of-14 (42.9 pct.) against the Jackets, all six of the makes from one player. Notre Dame, Virginia, FSU and Syracuse combined to hit 35-of-85 (41.2 pct.) against the Jackets, while North Carolina, Clemson, Miami, Pitt and NC State were 26-of-104 combined (25 pct.).

Georgia Tech By the Numbers

1	SEC Championships
1	NCAA Post-Graduate Scholar
1	Naismith Award winner
2	Final Four appearances
2	ACC regular-season titles
2	ACC Players of the Year
2	National Freshmen of the Year
3	Years a Member of the Metro Conference
4	ACC Championships
5	First-team All-America players
6	Jersey numbers retired
6	Academic All-Americans
7	NCAA Sweet 16 appearances
8	Wins over teams ranked No. 1
8	NBA lottery picks
12	ACC Rookie of the Year honorees
14	Head coaches in program history
17	NCAA Tournament berths
19	NBA first-round draft picks
25	Total postseason berths (NCAA and NIT)
32	Years a Member of the SEC
43	Years a Member of the ACC
47	Players taken in the NBA Draft
51	Players selected All-ACC
228	Weeks ranked in either AP or Coaches Poll

Player Updates

• **Deebo Coleman** scored a season-high 17 points against Syracuse, surpassing the 16 he scored at Georgia State in the second game of the season. He matched a career-best by hitting five three-point field goals. Coleman's career high in points remains the 19 he scored in the second game of his college career against Lamar, the same game in which he hit five threes for the first time.

• Coleman became the second Tech player to play the full 40 minutes in a game this season, joining Lance Terry, who played 40 minutes vs. Miami in Jan. 4.

• **Miles Kelly** returned to double digits in points for the first time in three games, getting 13 points against Syracuse. He went 5-of-14 from the floor and 3-of-11 from three-point range.

• Kelly has hit three or more 3-point field goals in 10 games this season and has connected on 37.2 percent of his attempts in all games, 37.1 percent in ACC games.

• Kelly's 9.1-points-per-game improvement over his freshman year is the third-largest jump among ACC players. Kelly

TECH NOTEBOOK

Tech's Record

	2022-23	CJP
At home	7-5	76-41
On the road	1-4	21-52
At neutral sites	0-2	5-12
Vs. top-10 opponents	0-0	3-16
Vs. top-25 opponents	1-1	12-31
Vs. teams over .500	4-9	60-90
Vs. teams under .500	3-1	33-10
Vs. teams at .500	1-1	8-6
While in the top 25	0-0	0-0
In November	4-3	23-12
In December	3-3	23-24
In January	1-5	24-30
In February	0-0	17-32
In March/April	0-0	15-8
Wearing white uniforms	5-6	69-41
Wearing gold uniforms	3-3	22-34
Wearing navy uniforms	0-0	12-26
Wearing gray uniforms	0-2	0-2
Game is decided by 5 pts./fewer or OT	2-2	27-28
Game is decided by 10/fewer or OT	3-2	49-51
Leading at the half	5-0	75-22
Trailing at the half	2-11	24-81
Tied at the half	1-0	3-3
Leading with 5:00 to play	6-1	87-10
Trailing with 5:00 to play	1-9	11-93
Tied with 5:00 to play	1-1	3-4
In overtime games	0-1	4-5
After a bye in the ACC schedule	0-0	3-3
Tech scores 100 or more points	0-0	0-1
Tech scores 70 or more points	6-1	73-19
Tech scores fewer than 70 points	2-10	30-87
Opponent scores 100 or more points	0-0	0-2
Opponent scores 70 or more	2-10	21-68
Opponent scores fewer than 70	6-1	83-36
Opponent scores fewer than 50	0-0	4-0
Tech shoots 50 pct. or better	2-0	40-9
Opponent shoots 50 pct. or better	1-3	7-22
Opponent shoots under 40 pct.	6-0	60-21
Tech has a higher FG% than opponent	7-0	94-25
Tech has a lower FG% than opponent	1-11	5-76
FG percentage is even	0-0	0-2
Tech has more 3-point FGs	5-3	43-26
Tech has fewer 3-point FGs	1-6	44-66
3-point FGs are even	2-2	15-12
Tech attempts more FT than opponent	5-2	69-26
Tech attempts fewer FT than opponent	3-9	27-74
Free throw attempts are even	0-0	6-6
Tech outrebounds opponent	5-2	54-29
Opponent outrebounds Tech	3-9	42-77
Rebounds are even	0-0	6-1
Tech has fewer turnovers than opponent	7-2	55-37
Tech has more turnovers than opponent	1-6	43-58
Turnovers are even	0-3	5-9
Tech has more assists than turnovers	6-5	68-35
Committing more fouls	1-8	28-70
Committing fewer fouls	4-2	63-26
Fouls are even	3-1	11-10
4/more Jackets score in double figures	7-2	51-20
A Jacket scores 20 or more	0-2	58-49
A Jacket scores 30 or more	0-0	7-5
Scoring more bench points	4-8	45-44
Scoring fewer bench points	4-3	55-55
Bench scoring is even	0-0	2-6

averaged 4.5 points per game as a freshman, 13.6 per game this season.

• **Jalon Moore** posted his 11th game in double-digit scoring this season and has 28 points in his last two games (17 vs. NC State, 11 vs. Syracuse).

• **Rodney Howard** has connected on 36-of-55 shots from the floor (65.5 pct.) dating back to Nov. 23 vs. Marquette, covering 14 games. For the season he has connected on 60.3 percent of his field goal tries, 58.3 percent in ACC games.

• **Deivon Smith** matched his season high in assists with seven against Syracuse against one turnover. Smith ranks third in the ACC with a 2.43 assist/turnover ratio (his ratio last season was 1.1).

• Tech's sophomore trio of **Deebo Coleman**, **Miles Kelly** and **Jalon Moore** rank 1-2-3 on the Yellow Jackets' scoring chart. They have accounted for 46.4 percent of the team's total points this season and have taken 43.8 percent of the shots from the floor. In ACC games, they have accounted for 50.3 percent of the points and 47.2 percent of the shots taken.

• Tech's guard trio of Kelly, Coleman and **Lance Terry** have taken more than two-thirds (66.9 pct.) of the Yellow Jackets' three-point attempts and collectively have made 35 percent of them.

• Senior guard **Kyle Sturdivant** has played in 98 games over four seasons in his career, most among the Yellow Jackets. Senior center **Rodney Howard** is the next closest at 88. Tech's other two seniors, **Ja'von Franklin** and **Lance Terry**, have played in just 78 and 73 games, respectively.

General Storylines

• **108th season** - Georgia Tech is playing its 108th season of basketball in 2022-23, having compiled an all-time on-court record of 1,430-1,298 *(22 wins and one loss from the 2016-17 and 2017-18 seasons were vacated by the NCAA Committee on Infractions).*

• **Tech in the ACC** - Tech is playing its 44th season as a member of the Atlantic Coast Conference, having won the conference championship in 1985, 1990, 1993 and 2021. Prior to that, Tech competed in the Metro Conference for three seasons from 1975-78, was an independent from 1964-75, and was a member of the Southeastern Conference for 32 years from 1932-64, winning one title in 1938.

• Tech is playing its seventh season under head coach Josh Pastner, who has built the Tech program based on a "get old and stay old" philosophy, elevating the talent level incrementally through ever-improving high school recruiting and attracting transfers who went to high school in the Atlanta area.

• Tech was projected to finish last in the ACC standings by a vote of the conference's official media panel before the season. Last season, Tech was projected to finish 10th and wound up 14th, the first time under Pastner that the Yellow Jackets finished below projections. In the prior three seasons, the Jackets surpassed expectations, having been picked to finish 13th, 12th and ninth, respectively, before eventually finishing 10th, fifth and fourth in the regular season.

• Tech's eight returning scholarship players from 2021-22 combined to start 100 games in 2021-22, and logged 53.8 percent of the minutes played.

• Four seniors, all rotation players, completed their Tech careers in 2021-22 and graduated in May. **Michael Devoe** (Ontario c/lippers/G League) and **Jordan Usher** (Turkey) are playing professional basketball. **Khalid Moore** (Fordham) and **Bubba Parham** (Samford) elected to pursue graduate transfer opportunities for their final season of eligibility.

Jackets At-A-Glance

Georgia Tech returned eight players who logged significant playing time during 2021-22, as it looked to replace the scoring punch of of **Michael Devoe** and **Jordan Usher**, who combined to average more than 32 points per game in the Yellow Jackets' 12-20 campaign.

A Make-or-Miss Game

Georgia Tech's offensive rankings vs. the ACC under Josh Pastner (ACC regular season games only)

Year	PPG	FG Pct.	3pt FG Pct.
2022-23	64.7 (14)	.409 (14)	.321 (8)
2021-22	66.0 (12)	.428 (10)	.325 (11)
2020-21	71.8 (6)	.482 (2)	.360 (3)
2019-20	69.9 (9)	.462 (2)	.341 (6)
2018-19	60.7 (15)	.426 (8)	.306 (12)
2017-18	63.6 (14)	.419 (12)	.312 (15)
2016-17	65.1 (14)	.434 (14)	.309 (15)

Among the eight key letterwinners returning are two starters from the 2021-22 squad, both seniors in 6-3 point guard **Kyle Sturdivant** (7.6 ppg, 2.3 apg) and 6-11 center **Rodney Howard** (6.5 ppg, 5.1 rpg), as well as the backup point guard, 6-1 junior **Deivon Smith** (5.7 ppg, 2.0 apg) and a rising trio of sophomore perimeter players in 6-6 **Dallan "Deebo" Coleman** (6.2 ppg), 6-6 **Miles Kelly** (4.5 ppg) and 6-7 **Jalon Moore** (2.8 ppg). Junior 6-2 guard **Tristan Maxwell** and 6-8 junior forward **Jordan Meka** return to provide additional depth.

Pastner and his staff have augmented the eight returnees with a pair of transfers in 6-2 guard **Lance Terry** (14.3 ppg at Gardner-Webb) and 6-7 forward **Ja'von Franklin** (12.2 ppg, 7.8 rpg at South Alabama), and over the summer signed a pair of international players - 6-8 forward **Freds Pauls Bagatskis** from Latvia and 7-foot center **Cyril Martynov** of Canada.

Program Trends

• **Less experienced** - According to KenPom.com, Tech ranks No. 265 nationally in Division I experience (average 1.51 years per player) and No. 147 in minutes contunuity (46.9 percent), a measure of playing minutes from 2021-22 carrying over to 2022-23. That's significantly lower than last season - No. 162 (average 1.99 years per player) and No. 149 in minutes continuity (52.3 percent), and far below the ACC Championship team of 2021 - No. 4 (2.54 years) and 10 (75.2), respectively.

• **Two fouls in the first half?** No problem. Georgia Tech ranks No. 4 in the nation in two-foul participation at 55.5 percent, a measure of percentage of available minutes played by players with two fouls. No power conference teams rank higher. Tech has ranked No. 6 in the or higher each of the last five years, leading the nation in this category in 2020 and 2021.

• **Bench minutes** - Josh Pastner has expanded his rotation in the last two seasons, ranking No. 124 in minutes played by its reserves (33.0 percent) this season, and No. 239 (28.4 percent) in 2021-22. Tech's minutes have been spread more evenly than at anytime in Pastner's tenure, with only one player averaging 30 minutes, and nine averaging 11 or more minutes per game.

Pastner's Key Metrics

• **Assists to made field goals:** The Jackets have assisted on 52.7 percent of their field goals this season (57.5 percent in ACC games), and ranked No. 122 in the nation, according to KenPom.com. Tech has been as high as 50 percent in 12 games. Tech's nightly goal is to assist on 60 percent of its made field goals, which Tech has met four times this season.

• **Free throws made to opponents' attempts:** Tech went 3-of-6 from the free throw line to Syracuse's 12-of-18. Tech's goal each night is to make more free throws than the opponent attempts, which it has done in four games. This season, Tech has scored 10.5 points per game from the foul line, just 8.1 per ACC game. Tech has been outscored at the stripe by 5.5 points per ACC game. The Yellow Jackets have scored 15 percent of their points at the stripe, a slight improvement over its 14.6-percent rate last season, and 12.5 percent in ACC games.

• **Turnovers:** Tech has a minus-0.4 turnover margin this

TECH NOTEBOOK

Tech Highs and Lows Under Josh Pastner

Longest winning streak: 8 games (2020-21)
Longest ACC winning streak: 8 games (2020-21)
Longest ACC home winning streak: 11 games (last 6 home games of 2019-20, first 5 of 2020-21, program record)
Longest losing streak: 7 games (2017-18, 2018-19)
Longest ACC losing streak: 7 games (2017-18, 2018-19)
Most points scored in a game: 120 vs. Georgia State (4ot), 11/25/20
Most points scored in a game (regulation): 103 vs. Clayton State, 1/23/2022
Most points scored - ACC game: 96 at North Carolina, 1/4/2020
Fewest points scored in a game: 42 vs. Clemson, 2/6/2019
Fewest points scored - ACC game: 42 vs. Clemson, 2/6/2019
Most points allowed in a game: 123 vs. Georgia State (4ot), 11/25/2020
Most points allowed in a game (regulation): 110 at Duke, 1/4/2017
Most points allowed - ACC game: 110 at Duke, 1/4/2017
Fewest points allowed in a game: 40 vs. Florida A&M, 12/9/2018
Fewest points allowed - ACC game: 51 vs. Syracuse, 1/31/2018
Largest margin of victory: 50 vs. Clayton State (103-53), 1/23/2022
Largest margin of victory - ACC game: 27 at Miami (87-60), 2/20/2021
Largest margin of victory - road game: 27 at Miami (87-60), 2/20/2021
Largest margin of victory - ACC road game: 27 at Miami (87-60), 2/20/2021 (program record)
Largest losing margin: 53 (110-57) at Duke, 1/4/2017
Largest losing margin at home: 34 (97-63) vs. Syracuse, 12/18/2019
Largest losing margin - ACC game: 53 at Duke, 1/4/2017
Most points allowed in a win: 83 at North Carolina (96-83), 1/4/2020
Most points scored in a loss: 120 vs. Georgia State (4 ot), 11/25/2020
Most points scored in a loss (regulation): 81 vs. Wright State, 12/22/2017
Fewest points scored in a win: 52 vs. Northwestern (52-51), 11/28/2017
Fewest points allowed in a loss: 52 vs. Virginia Tech (52-49), 1/9/2019
Largest deficit overcome to win a game: 17 vs. Notre Dame (1stH-6:47), 2/6/2021
Largest 2nd-half deficit overcome to win a game: 10 vs. Georgia Southern (19:42), 11/26/2021
Largest deficit overcome to win a road game: 15 (4:01-1st) at NC State, 11/5/2019
Largest lead given up in a loss: 16 (15:06-2nd half) vs. St. John's, 12/1/2018
Largest 2nd-half lead given up in a loss: 16 (15:06-2nd half) vs. St. John's, 12/1/2018
Highest FG pct.: 60.7 (34-56) at Georgia, 11/19/2021
Highest FG pct. - ACC game: 59.5 (25-42) at Syracuse, 1/12/2019
Lowest FG pct.: 27.1 (16-59) vs. Florida State, 2/16/2019
Lowest FG pct. - ACC game: 27.1 (16-59) vs. Florida State, 2/16/2019
Highest 3-pt pct.: 62.5 (10-16) at NC State, 1/15/2017; (15-24) vs. Clayton State, 1/23/2022
Highest 3-pt pct. - ACC game: 62.5 (10-16) at NC State, 1/15/2017
Most 3-pt FG: 16 vs. Clemson, 1/20/2021
Most 3-pt FG - ACC game: 16 vs. Clemson, 1/20/2021
Lowest 3-pt pct.: 9.1 (1-11) vs. Clemson, 2/1/2017
Lowest 3-pt pct. - ACC game: 9.1 (1-11) vs. Clemson, 2/1/2017
Highest FG pct. allowed: 59.3 (32-54) at Florida State, 1/24/2018; (32-54) Notre Dame, 2/6/2021
Highest FG pct. allowed - ACC game: 59.3 (32-54) at Florida State, 1/24/2018; (32-54) Notre Dame, 2/6/2021
Lowest FG pct. allowed: 21.6 (16-74) vs. Elon, 11/11/2019
Lowest FG pct. allowed - ACC game: 28.2 (20-71) vs. Florida State, 1/25/2017
Highest 3-pt pct. allowed: 60.0 (12-20) at Louisville, 2/8/2018
Highest 3-pt pct. allowed - ACC game: 60.0 (12-20) at Louisville, 2/8/2018
Lowest 3-pt pct. allowed: 6.7 (1-15) at Hawai'i, 11/25/2019
Lowest 3-pt pct. allowed - ACC game: 9.5 (2-21) vs. Duke, 1/26/2019
Highest FT pct.: 95.2 (20-21) vs. Coppin State, 12/27/2017
Highest FT pct. - ACC game: 91.3 (21-23) vs. Pittsburgh, 2/14/2021
Lowest FT pct.: 0.0 (0-3) vs. Pittsburgh, 1/14/2023
Most free throws made: 41 vs. Georgia State, 11/25/2020
Most free throws attempted: 59 vs. Georgia State, 11/25/2020 (program record)
Fewest free throws made: 0 (3 attempts) vs. Pittsburgh, 1/14/2023
Most assists: 29 vs. Kennesaw State, 12/28/2018
Fewest assists: 5 at Georgia, 12/19/17, at Tennessee, 11/13/2018, at Florida State, 2/2/2019, vs. Boise State, 12/22/2019; vs. USC, 12/18/2021
Most turnovers: 24 vs. Arkansas, 11/25/2019; Ball State, 12/18/2019; LSU, 12/11/2021
Fewest turnovers: 5 at Notre Dame, 2/1/2020; vs. Utah, 11/21/2022; Alabama State, 12/17/2022
Most blocked shots: 16 vs. Southern, 11/14/2016 (Tech record)
Most steals: 15 vs. North Carolina, 12/31/2016; at Syracuse, 1/13/2019; vs. Kentucky, 12/6/2020; vs. Florida State, 3/13/2021

season, and has won the turnover battle nine times in 19 games (three ties), but the Jackets are minus-3.8 in ACC games. ACC foes have turned the ball over just 9.9 times per game. Tech's target is 11 or fewer each night, which it has met 11 times this season, 13 times last season. Under Pastner, when Tech has committed fewer turnovers than its opponent, it is 56-36. When it has committed more, it is 43-60.

• **Guard rebounding:** Tech's perimeter players grabbed 14 of its 19 defensive rebounds against Syracuse and has taken 324 of 477 for the season (67.9 percent), compared to 77.1 percent of the total defensive rebounds last season.

Early Development

The 2021-22 season represented the most extensive college experience that most of the players on Georgia Tech's roster had accumulated. Of the 12 players who saw rotation minutes for Georgia Tech, only seniors **Michael Devoe, Jordan Usher, Khalid Moore** and **Bubba Parham** had extensive experience entering the season, and all have graduated.

Tech ranks No. 265 in the nation in Division-I experience (1.51 years on average) according to KenPom.com, a metric that takes into account the players' class weighted by minutes played in previous seasons. That ranks 13th in the ACC. Only Syracuse, Duke and Louisville have less experience.

Notre Dame (3), Virginia (4), Pittsburgh (18), North Carolina (28), Miami (29), NC State (50) and Wake Forest (62) all have D-I experience averages above 2.5 years.

Tech's top eight returning players combined to start 69 games last season, **Kyle Sturdivant** and **Rodney Howard** combined for 53 of those starts after having started a total of 12 games previously.

Incoming transfers **Ja'von Franklin** and **Lance Terry** started 31 games each last season at South Alabama and Gardner-Webb, respectively, but only six combined before that. They represent the top two career scorers on the Yellow Jackets roster - Terry beginning the season with 598 points and Franklin with 419. Sturdivant was Tech's top returning career scorer with 376.

Sophomore Boost

Georgia Tech's sophomore class - **Miles Kelly**, **Deebo Coleman** and **Jalon Moore** - who comprised a 2021 signing class ranked 28th in the nation, are expectedly developing into the core group for the Yellow Jackets.

They currently occupy the top three spots in scoring on the Jackets' stat sheet, accounting for 46.4 percent of the team's points, 50.2 percent in ACC games. They have combined for 43.8 percent of the shots taken from the floor, 47.2 percent in ACC games.

Coleman, a Memphis native who was named Mr. Basketball in the state of Florida following his senior year at West Nassau HS, is the highest rated prospect (No. 48) to sign with the Yellow Jackets under Josh Pastner. Kelly, a Stone Mountain, Ga., native who attended Hargrave Military Academy in Virginia followng high school, was rated No. 87. Moore was a 3-star prospect out of Birmingham, Ala., ranked No. 120.

Kelly's Leap

The player who has taken the biggest leap from one year to the next this season for Georgia Tech is undoubtedly sophomore Miles Kelly. The 6-6 guard has emerged as one of the ACC's better scorers and one of its top three-point shooters.

Only three players in Tech history have managed to increase their scoring averages by 10 or more points year-over-year, and Kelly is on the threshold of becoming the fourth, having raised his norm by 9.1 points from his freshman season.

Kelly's points-per-game improvement in his scoring average is the third-best in the ACC this season behind Virginia Tech's Sean Pedulla (plus-11.0 ppg)

He also currently has the third-highest scoring increase among Tech sophomores from their freshman seasons.

Scoring Improvement

Freshman year to sophomore year

Player	+PPG	From	To
Brook Steppe	12.4	6.5 (1978-79)	18.9 (1979-80)
Anthony Morrow	10.3	5.7 (2004-05)	16.0 (2005-06)
Miles Kelly	**9.1**	**4.5 (2001-02)**	**13.6 (2022-23)**
Roger Kaiser*	8.1	14.7 (1958-59)	22.8 (1959-60)
Malcolm Mackey	8.0	7.3 (1989-90)	15.3 (1990-91)
Gani Lawal	7.9	7.2 (2007-08)	15.1 (2008-09)
Matt Harpring	6.5	12.1 (1994-95)	18.6 (1995-96)
Michael Devoe	6.3	9.7 (2018-19)	16.0 (2019-20)
James Forrest	6.2	13.3 (1991-92)	19.5 (1992-93)
Pete Silas*	6.2	11.6 (1950-51)	17.8 (1951-52)
Rich Yunkus*	6.0	24.1 (1968-69)	30.1 (1969-70)
Alvin Jones	5.9	6.8 (1997-98)	12.7 (1998-99)
Brian Oliver	5.3	7.1 (1986-87)	12.6 (1987-88)
B.J. Elder	5.1	9.9 (2001-02)	15.0 (2002-03)

**Sophomore to junior year (ineligible as freshman)*

DOUBLE-DIGIT SCORING IMPROVEMENT*

Player	+PPG	From	To
Brook Steppe	12.4	6.5 (1978-79)	18.9 (1979-80)
Ben Lammers	10.3	3.6 (2015-16)	14.2 (2016-17)
Anthony Morrow	10.3	5.7 (2004-05)	16.0 (2005-06)
Miles Kelly	**9.1**	**4.5 (2001-02)**	**13.6 (2022-23)**

**from one season to next*

Two-point (guard) conversion

Kyle Sturdivant and Deivon Smith split the point guard duties nearly evenly in 2021-22 in the wake of the departure of Jose Alvarado, with Sturdivant making 28 starts. Both started together in the first five games this season, but have split minutes for the most part since then.

They have combined for 117 assists against 58 turnovers, exactly 2-to-1, and have combined to score 14.6 points and record 6.2 assists per game.

Last season, seldom playing together, they combined to average 11.9 points and 3.8 assists over 32 games, while compiling a 121:80 assist/turnover ratio. Sturdivant started 28 games, while Smith started five.

Smith missed the last six games of the 2021-22 season under concussion protocols. Sturdivant averaged more than 32 minutes in in Smith's absence.

Build the Wall

Due to its ability to play creative versions of both zone and man-to-man to keep opponents off-balance, Georgia Tech has been able to rely on its mixture of defenses to win games over Josh Pastner's tenure at Tech.

Tech currently sits at No. 126 (101.8 points per 100 possessions), according to KenPom.com. Tech continues to play a smaller lineup for significant periods of each game when 6-7 senior Ja'von Franklin plays the "5" position; Franklin ranks No. 5 in the ACC in blocked shots, and the Yellow Jackets rank No. 5 as a team.

Tech also ranks No. 1 in the ACC in three-point percentage defense and ranked No. 22 nationally,

ACC ALL-DEFENSIVE TEAM PLAYERS UNDER PASTNER

2017	Ben Lammers, C (Defensive Player of the Year)
2018	Ben Lammers, C
2019	James Banks III, C
2020	James Banks III, C
2021	Jose Alvarado, G; Moses Wright, C (Defensive POY)

TECH NOTEBOOK

The Last Time a Jacket...

Scored 30 or more points:
Jordan Usher, 30 vs. Boston College, 3/5/2022

Led Tech in scoring off the bench:
Kyle Sturdivant, 18 at Notre Dame, 1/10.2023

Grabbed 15 or more rebounds:
Moses Wright, 16 vs. Syracuse, 2/27/2021

Had 10 or more assists:
Josh Heath, 10 vs. NC State, 1/15/2017

Had a double-double:
Deivon Smith (15 pts/11 reb) vs. Pittsburgh, 1/14/2023

Played 40 minutes in regulation:
Lance Terry vs. Miami, 1/4/2023

Played every minute of an overtime game:
Jose Alvarado (45 minutes/1 OT) vs. Duke, 3/2/2021

Played every minute of a multiple-OT game:
Matt Harpring (50 minutes/2 OT) vs. North Carolina, 2/9/1998

The Last Time the Jackets...

Scored 100 or more points:
vs. Clayton State (103-53) on 1/23/2022

Scored 100 or more points in regulation:
vs. Clayton State (103-53) on 1/23/2022

Scored 100 or more points in consecutive games:
vs. Jackson State (100-70) on 11/13/2006, Georgia State (103-74) on 11/16/2006

Scored 100 or more points twice in one season:
vs. Cornell (116-81), 11/13/2015, Green Bay (107-77) on 11/19/2015

Allowed 100 or more points:
vs. Georgia State (120-123) on 11/25/2020

Allowed 100 or more points in regulation:
vs. Duke (110-57) on 1/4/2017

Shot 60 percent or better:
.607 (34-56) at Georgia, 11/19/2021

Failed to make a three-point basket:
0-for-12 vs. Virginia, 1/22/2015

Did not allow a three-point basket:
0-for-11 vs. Pittsburgh, 3/5/2016

Failed to make a free throw:
0-for-3 vs. Pittsburgh, 1/14/2023

Grabbed 50 or more rebounds:
52 vs. Clayton State, 11/7/2022

Multiple players had a double-double:
Ja'von Franklin (12 pts/12 reb) and Deivon Smith (16 pts/10 reb) at Notre Dame, 1/10.2023

Multiple players had 10 or more rebounds:
Rodney Howard (10) and Jordan Usher (13) at Syracuse, 2/21/2022

Had 25 or more assists:
25 vs. Alabama State, 12/17/2022

Blocked 10 or more shots:
10 vs. Northern Illinois, 11/17/2022

Had 15 or more steals:
15 vs. Florida State, 3/13/2021

Had fewer than 10 turnovers:
5 vs. Alabama State, 12/17/2022

Had 5 or more players in double-figures in points:
Tristan Maxwell (18), Jalon Moore (15), Kyle Sturdivant (13), Lance Terry (13), Rodney Howard (11), Miles Kelly (10) vs. Alabama State, 12/17/2022

Had 6 players in double-figures in points:
Tristan Maxwell (18), Jalon Moore (15), Kyle Sturdivant (13), Lance Terry (13), Rodney Howard (11), Miles Kelly (10) vs. Alabama State, 12/17/2022

Had two or more players score 20 points:
Lance Terry (24), Miles Kelly (20) vs. Miami, 1/4/2023

Had three or more players score 20 points:
Michael Devoe (22), Jordan Usher (21) and Moses Wright (21) vs. Clemson, 1/20/2021

Had no player score 10+ points:
Virginia (57-28 loss), 1/22/2015

Allowed no player to score 10+ points:
Hawai'i (73-40 win), 12/25/2019

Had no player play 30 minutes:
vs. Alabama State (96-60 win), 12/17/2022

Won by 30 or more points:
Alabama State (96-60), 12/17/2022

Won by 40 or more points:
Kentucky State (98-50), 1/30/2010

Won by 50 or more points:
Clayton State (103-53), 1/23/2021

Lost by 30 or more points:
at Notre Dame (90-56), 2/26/2022

Played an overtime game:
Notre Dame (lost 73-72), 1/10/2023

Defeated a Top 10 team:
#5/5 Louisville (64-58), 2/12/2020

Defeated a Top 25 team:
#15/13 Florida State (80-75), 3/13/2021

Defeated a Top 10 team on the road:
#7/7 Syracuse (67-62), 3/4/2014

Defeated a Top 25 team on the road:
#16/15 Virginia Tech (69-53), 2/23/2015

Had a game postponed (subsequently rescheduled and played):
Syracuse, 12/29/2021 (COVID), played on 2/21/2022

Had a game cancelled:
Alabama A&M, 12/23/2021 (COVID)

Wire-to-Wire

Though he employed a tight playing rotation in his first five seasons at Georgia Tech, reminiscent of the way Bobby Cremins coached the Yellow Jackets over his 19 seasons, head coach Josh Pastner has expanded his rotation since the beginning of last season, utilizing nine players on a regular basis, sometimes 10, reflecting deeper talent on the Tech roster.

Only one of Pastner's Tech teams has ranked higher in bench minutes than this year's squad - No. 123 nationally at 33.0 percent, and Tech's rate is above the national average for the second time in Pastner's tenure.

Tech's minutes have been spread more evenly this season than at anytime in Pastner's term; only one player averages as many as 30 minutes per game, and nine average more than 11.

Also, Tech's bench has contributed more points than its opponent in 12 of 19 games this season, and ranks No. 1 in the ACC in that stat at 22.2 points per game.

BENCH MINUTES UNDER PASTNER

Year	Pct.	Nat'l Rank	Natl Avg.
2022-23	33.0	123	31.1
2021-22	28.4	239	30.7
2020-21	20.1	336	31.0
2019-20	26.5	267	30.3
2018-19	33.5	89	30.3
2017-18	30.1	210	31.5
2016-17	24.6	323	31.9

Extending its Range

Georgia Tech has lived and succeeded by playing excellent defense during its time under Josh Pastner, and also has steadily improved offensively over that time as the Yellow Jackets acquired better outside shooters.

Tech has posted its highest national rankings the last two-plus seasons in both percentage of field goal attempts taken from beyond the three-point arc and in percentage of points scored on three-pointers.

3-POINT RELIANCE UNDER PASTNER

Percentage of 3FA/FGA according to KenPom.com and percentage of points scored from 3-point FG

Year	3PA/FGA	Rank	%Points	Rank
2022-23	35.9	227	30.9	188
2021-22	34.6	251	30.5	204
2020-21	36.4	202	29.6	205
2019-20	29.6	324	22.5	336
2018-19	33.4	303	25.3	326
2017-18	27.7	335	22.3	336
2016-17	24.6	349	20.1	345

Assisted Living

Georgia Tech coach Josh Pastner preached and prodded his Yellow Jackets on ball and player movement and hard cutting from the first time he got his team on the practice court. His primary measuring stick on how well the Jackets perform offensively is their ratio of assists to made field goals.

Until the current season, Tech has consistently been above the national average and maintained a high rate in ACC games. The Yellow Jackets finished the 2021-22 season ranked No. 122 at 53.1 percent. The Jackets finished the 2020-21 season No. 53 nationally at 57.1 percent and held the second-highest mark in ACC games only (58.8 pct.).

Tech has improved its assist/made FG ratio in conference play, assisting on 57.5 percent of made field goals this season (No. 4 in the ACC).

Tech's top assists-to-made field goals ratios: 1987-88 – 68.3; 1988-89 – 65.9; 1986-87 – 65.8; 1992-93 – 65.0; 1985-86 – 64.8; 2000-01 – 62.9; 1999-00 – 62.9; 2016-17 - 62.6.

ASSISTS TO MADE FG UNDER PASTNER

Year	A/FGM	Nat'l Rank	Natl Avg.	Vs. ACC
2022-23	53.0	123	51.2	57.5
2021-22	53.1	122	50.9	53.1
2020-21	57.1	53	51.8	58.8
2019-20	53.3	139	51.5	58.0
2018-19	57.4	46	51.9	56.4
2017-18	54.3	119	52.3	53.9
2016-17	62.4	13	52.4	63.2

Building Depth

The upward progress of Georgia Tech's program is evident in the development of its recruiting classes under head coach Josh Pastner, each of whom has played significant minutes and made significant contributions on the ACC level. Though not highly-rated in terms of rankings, the players have a wide range of skills and have developed into consistent conference-level performers for the next couple of years.

Evidence of that is apparent in the fact that Pastner has consistently played eight to 10 players in his rotation during the 2021-22 season after generally keeping Tech's rotation to no more than seven or eight in his first five seasons. Eight Yellow Jackets averaged double-digit minutes in ACC play this season.

a. The 2017-18 class of Jose Alvarado, Evan Cole and Moses Wright combined to start 205 games (Cole graduated and transferred after the 2020-21 season). Alvarado and Wright started every game of the 2020-21 season (except for the NCAA Tournament game against Loyola which Wright missed) and were the Jackets' top two scorers and played the most minutes. Wright became Georgia Tech's first ACC Player of the Year since 1990, and Alvarado was named the ACC's Defensive Player of the Year.

b. The 2018-19 class of Michael Devoe, Khalid Moore and Kristian Sjolund combined to start 213 games (Sjolund redshirted before transferring to UTEP after the 2019-20 season). Devoe started 106 games over his four seasons, was the Jackets' No. 3 scorer in 2020-21 and No. 1 in 2021-22, was named the ACC Tournament MVP in 2021 and third-team All-ACC in 2021-22. Moore started 63 games in his career and was a key contributor in ways that don't always show up in the box score.

c. James Banks III, who transferred from Texas, and Jordan Usher, a transfer from Southern California, started 54 games, contributed 17.7 points, 12.0 rebounds and played 56.2 minutes per game in 2019-20. Banks moved on to play professionally and is in the G League with the Dallas Mavericks affiliate in Texas, while Usher started all but one game over two-plus seasons and was the Jackets' No. 2 scorer in 2021-22.

d. Next up - Tech's 2021 signing class of Deebo Coleman, Miles Kelly and Jalon Moore, a class ranked as high at No. 28 nationally, served notice as the core of the team the next few years, They combined to average 40 minutes and 8.3 points per game in 2021-22, and are averaging 83 minutes and 33.7 points per game combined this season.

Five-Star Player Development

Notable player development successes over the past four seasons include Josh Okogie, Ben Lammers, Tadric Jackson, Abdoulaye Gueye, James Banks III, Jose Alvarado, Moses Wright and Michael Devoe, who maximized their skill sets and their production under the current coaching staff.

Josh Okogie went from being ranked 11th in the state as a HS senior to a first-round NBA draft pick. Gueye, a 6-9 forward, developed from a project player into an ACC-level contributor in the first two seasons with the current staff, and is now in his fourth season with the Minnesota Timberwolves. Graduate transfer Brandon Alston had similar statistical numbers at the ACC level as he compiled in two seasons at Lehigh, and is now playing professionally overseas.

James Banks III, a 6-10 center, made the ACC's All-

TECH NOTEBOOK

Tech in the NBA / G League

Player (years at Tech)	Team
Jose Alvarado (2017-21)	New Orleans Pelicans
James Banks III (2018-20)	Texas Legends
Michael Devoe (2018-22)	Ontario Clippers
Derrick Favors (2009-10)	Atlanta Hawks (10-day contract)
Josh Okogie (2016-18)	Phoenix Suns
Thaddeus Young (2006-07)	Toronto Raptors

**waived by Houston prior to the beginning of the season*

Tech Alumni Elsewhere

Player (years at Tech)	Current/Most Recent Team
Tony Akins (1998-2002)	SK Knights (South Korea)
Brandon Alston (2017-19)	Batumi (Georgian Superleague)
Alade Aminu (2005-09)	Gigantes de Carolina (Puerto Rican BSN)
Will Bynum (2004-06)	Bivouac/Big 3 (USA)
Demarco Cox (2014-15)	Quimper (France)
Mouhammad Faye (2006-08)	Promithias (Greece)
Marcus Georges-Hunt (2012-16)	Kuwait (Kuwait D!)
Dion Glover (1997-99)	Bivouac/Big 3 (USA)
Trae Golden (2013-14)	Bahcesehir Koleji Istanbul (Turkey)
Abdoulaye Gueye (2014-19)	Samsunspor (Turkish BTL)
Josh Heath (2014-17)	Leuven Bears (Belgium)
Evan Jester (2018-20)	Team Miami (Eurobasket S League)
Tadric Jackson (2014-18)	Sentjur (Slovenia)
Ben Lammers (2014-18)	ALBA Berlin (Germany)
Gani Lawal (2007-10)	Rina Basket (Russia Superleagie I)
Anthony McHenry (2001-05)	Shinshu BW (Japan)
Daniel Miller (2009-14)	Levanga Hokkaido Sapporo (Japan)
Charles Mitchell (2014-16)	Obera (Argentinian La Liga)
Anthony Morrow (2004-08)	Bivouac/Big3 (USA)
Zachery Peacock (2006-10)	FOS Provence (France)
Shembari Phillips (2018-20)	Baskets Koblenz (Germany)
Glen Rice, Jr. (2009-12)	Power (Big3)
Robert Sampson (2013-15)	Tokyo HT (Japan B3 League)
Avi Schafer (2017-19)	Mikawa Sea Horses (Japan)
Adam Smith (2015-16)	Bilbao (Spain)
Jeremis Smith (2004-08)	Biqua (Uruguay)
Jordan Usher (2019-22)	Besiktas Basketbol (Turkey)
James White (2015-16)	Mauricio Baez (Dominican Republic)
Moses Wright (2017-21)	Zhejiang Golden Bulls (China)

Former Tech Players in Coaching

Player (years at Tech)	Current Position
Kenny Anderson (1989-91)	Fisk University HC
Ty Anderson (2006-09)	Wofford AC
Rod Balanis (1990-94)	Howard AC
Anthony Byrd (1981-84)	Knightdale (N.C.) HS HC
Shaun Fein (1999-2001)	L.A. Clippers AC
Jarrett Jack (2002-05)	Phoenix Suns AC
Winston Neal (1999-01)	Columbia State (Tenn.) HC
Fred Vinson (1992-94)	New Orleans Pelicans AC
Mfon Udofia (2009-13)	College Park (G League) AC

Former Tech Coaches in Coaching

Coach (years at Tech)	Current Position
Amir Abdur-Rahim (2011-12)	Kennesaw State HC
Sherman Dillard (1988-94)	Iowa AC
Chad Dollar (2011-16)	Cincinnati AC
Bruce Evans (2012-16)	North Florida AC
Brian Gregory (2011-16)	South Florida HC
Tavaras Hardy (2016-18)	Loyola-Maryland HC
Paul Hewitt (2000-11)	Ontario (G League) HC
Chris Kreider (2007-09)	SMU AC
Darryl LaBarrie (2010-11, 2016-18)	Ontario (G League) AC
Robert McCullum (2010-11)	Florida A&M HC
Mamadou N'Diaye (2014-16)	Central Florida AC
Billy Schmidt (2011-14)	Chicago Bulls AC
Cliff Warren (2000-05)	SMU AC
Charlton Young (2005-09)	Florida State AC

Defensive team twice in two years and finished his career No. 8 in blocked shots at Tech. Wright blossomed at the end of the 2018-19 season and doubled his scoring and rebounding averages in 2019-20 over his sophomore year, doubled again his senior year and was named the ACC Player of the Year. Devoe added more than six points to his scoring average and ranked among the top five in the ACC in field goal and three-point percentage.

Jose Alvarado, a three-star guard out of Brooklyn, N.Y., who started as a freshman, improved his scoring, shooting and ballhandling every year as a Yellow Jacket, finishing his career with 1,429 points and ranking among the top 10 in Tech history in assists, steals and three-point field goals. He became the ACC's Defensive Player of the Year and a second-team All-ACC choice in 2021, and is now on the roster of the NBA's New Orleans Pelicans.

Moses Wright, an unheralded and unrated prospect from Raleigh, N.C., became a stalwart in the Tech lineup as a junior and the ACC Player of the Year as a senior. The 6-9 forward was Tech's leading scorer and rebounder on an ACC Championship squad and also made the conference all-defensive team. He was signed to the Los Angeles Clippers G League affiliate as a free agent, then signed a two-way contract with the Dallas Mavericks midway through the 2021-22 season.

Michael Devoe, a four-star prospect out of Orlando, Fla., came to Tech as a heralded scorer and outside shooter, but developed into a much more rounded player by his senior year, when he led the Jackets in scoring and assists and was the team's third-leading rebounder and second-leading steal artist. He was one of only nine players in Division I to average 17.9 points, 4.9 rebounds, 3.1 assists and 1.4 steals. Devoe played in the L.A. Clippers' summer league team and went to training camp with its G League team.

Winning Starts at Home

Georgia Tech and head coach Josh Pastner have worked to make McCamish Pavilion a real homecourt advantage for the program, and the Yellow Jackets made a good start on that by setting a program record for wins at home (17) in 2017-18, including a 7-2 ACC record and two NIT victories.

Tech is 34-28 against ACC teams at home under Pastner, and that includes a 9-10 mark against ranked opponents.

Tech is 76-41 at McCamish Pavilion under Pastner, 119-67 since the building opened for the 2012-13 season.

Welcome to The Hank

Georgia Tech has played 10 seasons in McCamish Pavilion, which was essentially brand new when it opened for the 2012-13 season. The only physical elements of McCamish Pavilion that remain from the venerable Alexander Memorial Coliseum are the roof and the 32 steel ribs that support it.

The capacity of McCamish Pavilion is 8,600, including 1,665 seats in the new balcony level and 6,935 seats in the lower seating bowl. There are no suites, but there is a club area that seats 500. Alexander Memorial Coliseum seated 9,191 spectators in its final configuration.

The most impressive features of McCamish Pavilion are its grand entrance, which fronts 10th and Fowler Streets, the ability for patrons to view the court from the main concourse all the way around, and the theatrical lighting system, which concentrates light on the court while leaving the seating areas dark, modeled after the Staples Center in Los Angeles and Madison Square Garden in New York.

Tech played 55 seasons in Alexander Memorial Coliseum, compiling a record of 556-194 (.741). Miami was the last team to play Tech in Alexander Memorial Coliseum, a game Tech won, and was the first ACC team to play in McCamish Pavilion on Jan. 5, which Miami won. For the 2011-12 season, Tech played its home games at Philips Arena and the Arena at Gwinnett.

Offense/Defense Under Pastner

Source: KenPom.com (Nat'l rank in parentheses)

Year	Tempo	Off. Eff.	Def. Eff.
2022-23	67.3 (187)	102.7 (200)	101.7 (126)
2021-22	68.0 (117)	100.4 (225)	99.2 (110)
2020-21	67.3 (223)	113.7 (22)	96.2 (68)
2019-20	70.0 (88)	103.0 (171)	91.8 (16)
2018-19	66.8 (225)	101.7 (228)	96.5 (43)
2017-18	66.1 (227)	103.6 (197)	98.7 (61)
2016-17	68.2 (179)	100.0 (259)	91.0 (6)

Four Tech Alumni on NBA Rosters

Since 1982, Georgia Tech has produced 19 first-round NBA draft picks and 46 draft picks overall. A total of 42 Georgia Tech alumni have played in the NBA.

Three former Georgia tech players opened the 2022-23 season on NBA rosters - Jose Alvarado in his second season with the New Orleans Pelicans, Josh Okogie in his first season with the Phoenix Suns after playing four years in Minnesota, and Thaddeus Young, a 15-year NBA veteran beginning his first full season with the Toronto Raptors. Derrick Favors, a 10-year NBA veteran who found himself a free agent at the beginning of the 2022-23 season, signed a 10-day contract with the Atlanta Hawks on Jan. 11.

Moses Wright, who was on the Dallas Mavericks roster last season, signed a contract to play in China and is enjoying a successful season there.

Two other former Yellow Jackets are on G League rosters. Former center James Banks III is a member of the Texas Legends, the Mavericks' affiliate. while Michael Devoe, who graduated from Tech last spring, plays for the Ontario (Calif.) Clippers.

Tech All-Time vs. the ACC

Opponent	Overall	in ACC	Tourney	In McCamish Pavilion	In Opponent Current Venue	Current Streak
Boston College	18-12	14-11	1-3	4-1	5-6	Won 4
Clemson	67-76	39-53	4-1	6-5	9-41	Lost 2
Duke	24-76	20-64	3-7	1-4	5-38	Lost 1
Florida State	32-45	22-31	1-2	3-3	9-18	Lost 1
Louisville	14-25	1-9	0-1	1-4	0-4	Lost 3
Miami	13-16	11-15	1-1	3-4	4-7	Won 1
North Carolina	27-72	25-58	5-4	1-5	5-27	Lost 3
NC State	44-58	36-44	3-3	2-4	7-11	Lost 1
Notre Dame	12-15	6-13	0-1	6-3	1-10	Lost 3
Pittsburgh	12-6	7-6	0-1	5-2	2-3	Lost 1
Syracuse	7-8	5-5	--	4-2	2-5	Lost 1
Virginia	40-47	38-46	5-5	2-5	1-10	Lost 10
Virginia Tech	8-22	6-18	1-3	2-5	2-11	Lost 2
Wake Forest	46-41	45-39	0-4	6-1	10-20	Lost 1

TECH NOTEBOOK

Media Guidelines

The Yellow Jackets' student-athletes and coaches are generally available to the media prior to each game during the season, typically before a practice. The practice schedule varies once the season begins, and media sessions will be scheduled and announced weekly.

Georgia Tech's practices are closed to the public and the media.

Interview requests with student-athletes that need to be conducted at other times must be made through Mike Stamus in the communications office at least 24 hours in advance. These interviews will be scheduled around the student-athletes' availability and class schedule.

Media are asked not to contact student-athletes directly either by phone, text, social media or e-mail; they are instructed to refer media to the communications office. Every effort will be made to make players available when requested. Players are not available on game days until after the game.

Interviewing Coach Pastner

Media wishing to speak with Coach Pastner at times other than scheduled media availabilities must notify Mike Stamus in the communications office in advance to make or confirm arrangements. He also is available each Monday on the ACC Teleconference.

Post-Game Protocol

Post-game press conferences for home games will be held in person in the Shah Media Room across from the press box on the upper concourse of McCamish Pavilion.

Georgia Tech head coach and selected players will appear in the room following a cooling off period. the visiting team's head coach will also appear if that institution chooses to. If not, the visiting team coach will conduct his press conference virtually, and links will be provided to the media.

Josh Pastner Radio Show

Head coach Josh Pastner's weekly radio show airs each Monday from 7-8 p.m. on "680 the Fan" and 93.7 FM, beginning in December.

ACC Coaches Weekly Teleconference

The 15 ACC head basketball coaches will be featured on weekly Monday virtual teleconferences during the 2022-23 season, beginning Jan. 9 and continuing through the last Monday in February. Each coach will have 10 minutes to make an opening statement and answer questions. There will be an instant replay of each teleconference on the Conference's internet site TheACC.com each Monday afternoon.

Coaches whose teams play on Monday in January and February are not required to participate in that day's call. Coaches who do not have a Monday game - Georgia Tech is one - will be on every Monday at the same time. The teleconference schedule for each Monday will differ for the other head coaches, depending on what teams play that Monday night.

Contact Andy Fledderjohann at the ACC media relations office (afledder@theacc.org) for the call-in number and for questions on the schedule.

Arts and Letters

Beginning with Moe Miller and Lance Storrs in the summer of 2011, every four-year senior in the Georgia Tech program has graduated, with the exception 2019 senior Ben Lammers, who is playing pro ball overseas and needs to complete one course, and 2021 senior Jose Alvarado, who likewise needs to complete one course

Eleven different Georgia Tech players have made the ACC All-Academic team since it was established in 2011, with Marcus Georges-Hunt and Tadric Jackson making it twice.

Tech's men's basketball team has recorded the highest Academic Progress Report scores the last five years since the NCAA began tracking academic performance in 2004-05. The Jackets scored a perfect team single year APR score of 1000 three straight years from 2011-13.

BASKETBALL GRADUATES
2012 - Derek Craig, Nick Foreman
2013 - Mfon Udofia, Pierre Jordan (Master's), Brandon Reed
2014 - Kammeon Holsey, Daniel Miller, Jason Morris
2015 - Robert Sampson
2016 - Marcus George-Hunt, Travis Jorgenson
2017 - Josh Heath, Corey Heyward, Kellen McCormick (Master's), Jodan Price (Master's). Rand Rowland, Quinton Stephens
2018 - Tadric Jackson, Ben Lammers
2019 - Abdoulaye Gueye, Sylvester Ogbonda, Brandon Alston (Master's)
2020 - Evan Cole
2021 - Shembari Phillips, Malachi Rice, Moses Wright
2022 - Michael Devoe, Khalid Moore, Bubba Parham

Career Games With ...

Led Tech in Points	2022-23	Career
Deebo Coleman	2	3
Ja'von Franklin	2	2
Miles Kelly	6	7
Tristan Maxwell	1	2
Jalon Moore	3	3
Deivon Smith	3	3
Kyle Sturdivant	1	2
Lance Terry	3	3

Led Tech in Rebounds	2022-23	Career
Rodney Howard	3	10
Ja'von Franklin	6	6
Jalon Moore	8	8
Deivon Smith	3	3

Double-Figure Points	2022-23	Career
Deebo Coleman	10	17
Ja'von Franklin	6	+28
Rodney Howard	3	14
Miles Kelly	15	18
Tristan Maxwell	1	2
Jalon Moore	11	12
Deivon Smith	8	19
Kyle Sturdivant	5	17
Lance Terry	6	#39

+includes 22 at South Alabama; #includes 33 at Gardner-Webb

20-plus Points	2022-23	Career
Ja'von Franklin	-	+3
Miles Kelly	3	3
Tristan Maxwell	-	1
Lance Terry	1	#6

+includes 3 at South Alabama; #includes 5 at Gardner-Webb

30-plus Points	2022-23	Career
none		

10-plus Rebounds	2022-23	Career
Ja'von Franklin	3	+12
Rodney Howard	3	6
Deivon Smith	2	3

+includes 9 at South Alabama

Double-Doubles	2022-23	Career
Rodney Howard	2	5
Ja'von Franklin	3	+11
Deivon Smith	2	2

+includes 8 at South Alabama

Tech Among ACC Leaders

All Games	Player	#	Rank
Assist/TO ratio	Deivon Smith	2.43	3
Blocks per game	Ja'von Franklin	1.50	5
Off. rebs. per game	Ja'von Franklin	2.50	6
	Rodney Howard	2.17	10
	Jalon Moore	2.11	11
3pt FG pct`	Miles Kelly	.372	4
3pt FG per game	Miles Kelly	2.37	6
3-pt FG attempts	Miles Kelly	121	6

TECH NOTEBOOK

McCamish Pavilion 411

Name: McCamish Pavilion (mc-CAM-ish), named for Atlanta insurance executive Hank McCamish who gave the lead gift for the facility

Capacity: approximately 8,600 (6935 court level, 1665 balcony level)

Cost: $50 million

Contractor: Whiting-Turner

Architect: Populous

Cremins Court: the court remains named for the former Tech head coach

Alexander Courtyard: located at the Fowler Street entrance, honors the former Tech director of athletics and the history of the former Tech home arena named for him

Grand entrance: 10th and Fowler Streets, foyer includes graphic representations of retired jerseys and Tech's two Final Four appearances

Other entrances: West entrance off Fowler Street (students and media), East entrance from main arena parking (for club patrons)

Features: center-hung scoreboard and video boards, mezzanine fascia ribbon boards, theatrical lighting, primarily chairback seating, club area

Facts and Dates

- 2,500 cubic yards of concrete removed
- 3,000 cubic yards of concrete installed
- 500 tons of new steel installed
- Over 1 mile of new railing installed
- 20,000 gallons of paint used
- 2,000 feet of new mechanical piping
- 2,500 feet of new ductwork
- $4M in new audio-visual and scoreboards
- 50 TV's throughout the concourse and Callaway Club
- Farthest distance material has traveled to get on site: 4,835 miles
- Shortest distance material has traveled to get on site: 1 mile
- Number of Tech alumni involved in the project: over 100
- Number of days construction took: 520
- Number of 1950's old style Coke bottles found while installing the underground foundations: 11
- Number of new staircases: 13
- Number of new sports lights for the competition floor: Over 300
- 270-degree court view from concourse

Groundbreaking: May 5, 2011

Opening: October, 2012

First public event: Oct. 21, 2012 - Jacket Jam (men's and women's scrimmages)

First men's game: Nov. 9, 2012 vs. Tulane

Head coaches: Brian Gregory of Georgia Tech, Ed Conroy of Tulane

Officiating crew: Karl Hess, Gary Maxwell, Raymond Styons

TV announce crew: Tom Werme, Cory Alexander (ACC Network, syndicated over-the-air iteration)

First Tech points: Marcus Georges-Hunt (2 FT, 18:13, 1st half)

First basket: Tulane's Josh Davis (18:44, 1st half)

Attendance: 8,600 (sellout)

First women's game: Nov. 11, 2012 vs. Tennessee

Tech played 55 seasons in Alexander Memorial Coliseum, compiling a record of 556-194 (.741). Miami was the last team to play Tech there, a game Tech won, and was the first ACC team to play in McCamish Pavilion, which Miami won. For the 2011-12 season, Tech played its home games at Philips Arena and the Arena at Gwinnett.

Tech's NCAA Tournament History

Georgia Tech has played in the NCAA Tournament 17 times in its history. Sixteen of those appearances have occurred from 1985 to the present, 10 under Bobby Cremins and five under Paul Hewitt.

The most recent was 2021, when the Yellow Jackets won the ACC Championship and earned an automatic bid, then fell 71-60 to Loyola Chicago in the opening round of the Midwest Regional.

That ended an 11-year hiatus from the NCAA Tournament that dated back to 2010, when the Yellow Jackets defeated Oklahoma State in the first round before losing to Ohio State in the round of 32 of the Midwest Regional.

Tech has a record of 23-17 in NCAA Tournament play, highlighted by its 2004 trip to the NCAA title game as well as a Final Four berth in 1990. The Yellow Jackets have reached the NCAA Sweet 16 seven times (1960, 1985, 1986, 1990, 1992, 1996, 2004).

The 2004 and 2005 appearances were Tech's' first back-to-back appearances since Bobby Cremins led the Institute to the Big Dance nine straight years from 1985-93.

Georgia Tech has won at least one game in 11 of its 17 previous NCAA Tournament appearances.

Tech's ACC Tournament History

Georgia Tech has played in 42 ACC Tournaments (did not play in 2020 due to NCAA sanctions), and has a 28-38 all-time record in the event. The Yellow Jackets have won four championships, in 1985 (Atlanta), 1990 (Charlotte), 1993 (Charlotte) and 2021 (Greensboro).

Tech has been a runner-up four times (1986, 1996, 2005, 2010). The 1986, 1996 and 2010 runs to the finals occurred in Greensboro. Tech also made the finals in 2005 at the Verizon Center in Washington, D.C.

Tech was 0-2 in the ACC Tournament under coach Dwane Morrison, 15-16 under Bobby Cremins (including all three titles), 9-11 under Paul Hewitt (runner-up in 2005 and 2010), 2-5 under Brian Gregory. and 1-3 under Josh Pastner.

Tech did not play in the 2020 tournament while serving an NCAA postseason ban.1

BIO UPDATES

Head Coach Josh Pastner • 7th season at Tech

After leading Memphis to five post-season berths in seven seasons as the Tigers' head coach, Josh Pastner became Georgia Tech's 14th head basketball coach on April 8, 2016 and within a five-year period, returned the Yellow Jackets to the NCAA Tournament and coached the program to its first Atlantic Coast Conference championship in 28 years.

Implementing a high-energy style of play and creative offensive and defensive schemes, and building the Jackets' talent base for the future, Pastner has established the Yellow Jackets as one of the top defensive teams in the nation year-in and year-out, while he and his staff have steadily improved the team's offense to be ranked in the top half of the ACC. Those efforts, as well as improving efforts in recruiting, produced Georgia Tech's first ACC Championship since 1993 and its first berth in the NCAA Tournament in 11 years in the 2020-21 season.

Pastner has tirelessly promoted the program on campus and throughout the city of Atlanta in an effort to re-create the major homecourt atmosphere that surrounded the Yellow Jackets throughout the 1980s, 1990s and into the middle of the 2000s. The result has been numerous wins, high excitement and 13 sellouts in four pre-pandemic seasons at McCamish Pavilion, and a school-record 11 consecutive home ACC wins over the 2019-20 and 2020-21 seasons.

Six of his players – guards Josh Okogie, Jose Alvarado and Michael Devoe, as well as frontcourt players Ben Lammers, James Banks III and Moses Wright – have earned ACC honors during his tenure. Wright was named the ACC Player of the Year, Tech's first since 1990, and Alvarado the ACC's Defensive Player of the Year in the 2020-21 season. Okogie, in particular, developed from an under-the-radar high school prospect into a highly-regarded NBA prospect, having played three years in the league, while Lammers and Banks have gone on to play professionally overseas. Alvarado and Wright, though undrafted following their senior seasons, wound up on NBA rosters in the 2021-22 season.

In his fifth year at the helm in 2020-21, Pastner guided Georgia Tech to the ACC Championship, the Yellow Jackets' first since 1993, and a berth in the NCAA Tournament, the first since 2010. The Jackets also earned their highest regular-season ACC finish and tournament seed (4th for both) since the program's national-runner-up team in 2004. Tech's 17-9 overall record was its best by winning percentage since 2004, and its 11-6 ACC record was the fourth-highest by winning percentage in the program's 42-year history in the conference. Tech achieved its highest rankings under Pastner in such categories as offensive efficiency, scoring, field goal percentage, three-point percentage and fewest turnovers, while maintaining its high level of play on the defensive end of the court.

That came on the heels of a successful 2019-20 campaign, in which the Yellow Jackets posted a 17-14 record, winning nine of its last 12 games, including six of the last seven. Tech finished with the program's first winning ACC record since 2004, its highest ACC finish since 2005 (fifth) and its most conference victories (11-9 record) since 1996.

Pastner, 45, compiled a 167-73 record over seven seasons as the head coach at Memphis, where the Tigers earned bids to the NCAA Tournament four times. Pastner's Memphis teams averaged 23.9 wins per season and compiled a conference regular-season record of 82-36, including a conference winning streak of 28 games. The Tigers went 11-4 in Conference USA and American Athletic Conference tournaments, including three championships.

He guided Memphis to five post-season berths, the NIT in 2010 and the NCAA Tournament in 2011, 2012, 2013 and 2014. Pastner twice won Conference USA Coach of the Year honors (2010, 2013) by various organizations and news media.

Pastner was born in Glen Dale, W.Va., and grew up in Kingwood, Texas. He earned his bachelor's degree in family studies in December of 1998, in just two and a half years, from Arizona and his master's degree in teaching and teacher education from Arizona in December of 1999, all while lettering four years in basketball under head coach Lute Olson.

He married the former Kerri Lamas of Sierra Vista, Ariz., in 2009. He has a stepson (Ethan), three daughters, Payten, Kamryn and Harper, and a newborn son, Cason.

Pastner as a Head Coach

Season	School	Overall	Conference	Postseason
2009-10	Memphis	24-10	13-3/2nd	NIT second round
2010-11	Memphis	25-10	10-6/4th	NCAA Tournament
2011-12	Memphis	26-9	13-3/1st	NCAA Tournament
2012-13	Memphis	31-5	16-0/1st	NCAA Tournament, round of 32
2013-14	Memphis	24-10	12-6/t-3rd	NCAA Tournament, round of 32
2014-15	Memphis	18-14	10-8/t-5th	
2015-16	Memphis	19-15	8-10/7th	
at Memphis	**7 years**	**167-73**	**82-36**	
2016-17	Georgia Tech	! 21-16	! 8-10/11th	NIT finals!
2017-18	Georgia Tech	! 13-19	6-12/13th	
2018-19	Georgia Tech	14-18	6-12/10th	
2019-20	Georgia Tech	17-14	11-9/5th	
2020-21	Georgia Tech	17-9	11-6/5th	ACC Champions, NCAA Tournament
2021-22	Georgia Tech	12-20	5-15/14th	
2022-23	Georgia Tech	8-11	1-8	
at Georgia Tech	**7th year**	**! 102-107**	**! 48-72**	
Career	**14th year**	**! 269-180**	**! 130-108**	

! On-court record (22 wins and one loss from 2016-17 and 2017-18 seasons, as well as Tech's NIT appearance, vacated by the NCAA Committee on Infractions)

Pastner Resume

- Head coach, Georgia Tech (2016-present)
- Head coach, Memphis (2009-16) - 4 NCAA Tournaments, 1 NIT, 4 Conference USA titles
- Assistant coach under John Calipari, Memphis (2008-09) - NCAA Sweet 16, C-USA champions
- Assistant coach under Lute Olson, Arizona (2002-08) - 6 NCAA Tournaments, 2 Pac-10 titles
- Basketball staff assistant under Lute Olson, Arizona (2000-02) - Pac-10 champions in 2002
- Played collegiately for Lute Olson, Arizona (1996-2000) - 4 NCAA Tournaments, 1997 National Champions, 2 Pac-10 titles

Coaching Staff

ANTHONY WILKINS

Associate Head Coach • 5th season at Tech

Anthony Wilkins, an Atlanta native who spent the past five seasons on the coaching staff at Tulane University, joined Georgia Tech's basketball staff in June of 2018.

Wilkins, 43, served as an assistant coach for four seasons at Tulane after serving as director of basketball operations during his first year with the Green Wave. At Tulane, Wilkins handled game strategy and scout prep responsibilities along with player development and recruiting duties. He also had six years of professional playing experience prior to entering the coaching world.

Focusing his on-court efforts with Tech's offense, the Yellow Jackets have made significant strides in his three seasons on The Flats, helping elevate the Jackets into the top half of the ACC in scoring, field goal percentage, three-point shooting and ballhandling. In 2020-21, Tech achieved its highest national ranking on offensive efficiency (23rd according to KenPom.com), and its highest ACC rankings in scoring (6th), field goal percentage (2nd), three-point percentage (3rd) and fewest turnovers (3rd). He helped develop Tech's guard tandem of Jose Alvarado and Michael Devoe into two of the ACC's top 10 scorers, and is credited with developing the perimeter skills of Moses Wright, the ACC Player of the year in 2021.

JULIAN SWARTZ

Assistant Coach • 7th season at Tech

A 21-year coaching veteran, including 13 years on the NCAA Division I level, Julian Swartz was named an assistant coach on Josh Pastner's staff in August of 2018.

Swartz, 43, is responsible for on-court development of Tech players and focuses his efforts on the Yellow Jackets' defensive schemes as well as handle recruiting responsibilities. He helped guide Tech's defense to a national ranking of No. 37 in efficiency in 2018-19 and No. 17 in 2019-20, according to KenPom.com, and the Yellow Jackets also ranked among the top 15 in effective field goal percentage and three-point defense. In 2020-21, Tech used its trademark defenses in a completely different way, becoming the top team in the ACC and one of the best in the nation in forcing turnovers and steals to boost its offense.

Swartz's recruiting efforts have been central to the Jackets' last two recruiting classes, and he has been ranked No. 6 among college basketball recruiters by 247Sports. Tech's 2021 class of guards Dallan "Deebo" Coleman and Miles Kelly and forward Jalon Moore was ranked the 15th-best in the nation.

BRIAN ESKILDSEN

Assistant Coach • 1st season at Tech

Brian Eskildsen, who helped Harvard to three Ivy League championships, a trip to the NCAA tournament in 2015 and NIT berths in 2018 and 2019, joined Georgia Tech's men's basketball staff as assistant coach in June, 2022.

A 13-year veteran in Division I basketball, Eskildsen has spent his entire career working at high-level academic institutions that enjoyed success, including Rice and Stanford before landing at Harvard.

Eskildsen, 34, spent eight seasons at the Ivy League institution under head coach Tommy Amaker, helping the Crimson capture conference championships in 2015, 2018 and 2019. Harvard was in position to win another Ancient Eight title and a potential NCAA Tournament bid in 2020, compiling a 21-8 record and a runner-up finish in the Ivy regular season before COVID-19 abruptly ended that season.

During his time in Cambridge, eight Harvard players earned All-Ivy League recognition, three of them more than once, and the Crimson scored power conference wins over Auburn, Brigham Young, California, Georgetown and Texas A&M. Harvard averaged nearly 18 wins per season (not counting the cancelled 2020-21 season), winning 18 or more games five times and winning 10 or more Ivy games five times..

BIO UPDATES (see game-by-game stats and career highs in stat pack)

12 • Freds Pauls Bagatskis • F • 6-8 • 180 • Fr.

• Name pronounced "Fred Paul buh-GOT-skis" (no S when speaking first two names)
• Played in four games (Clayton State, Marquette, North Alabama, Alabama State) ... Played the final 3:03 of Tech's game against Marquette and scored his first college points on a three-point basket with one second on the clock
• Reputation is an excellent shooter with length and athletic ability, and has a wealth of international basketball experience ... Joined the Yellow Jackets as a freshman for the fall semester
• Family background is in basketball ... His father, Ainars, was the head coach of the Latvian Senior National Team from 2011-17 before becoming the head coach of the Ukranian National Team
• Native of Latvia who moved to Valencia, Spain at age 14 to play and go to school
• Played for the Valencia Basket Club team in Spain's LEB Silver League during the 2021-22 season, appearing in three games
• Played for Valencia's U18 team the two seasons prior to that, averaging 22 minutes, 8.9 points, 2.5 rebounds and 0.8 assists
• Averaged 8.9 points, 1.4 rebounds and 0.6 assists for Latvia in the 2019 FIBA U16 European Championship

3 • Dallan "Deebo" Coleman • G • 6-6 • 218 • So.

• First name pronounced "DELL-un," but goes by "Deebo" (DEE-bo)
• Wing guard who has started a team-high 17 games this season (limited vs. Alabama State and Clemson due to achilles issue), reaching double-figure points in 10
• No. 2 on the Tech stat chart in scoring (9.8 ppg), minutes per game (29.4), three-point field goals (31-95) and free throws (32-47), third in three-point percentage (29.9 pct.)
• Has taken 95 of his 150 field goal attempts from behind the three-point arc, but is effective as a scorer inside (31-of-55 FG inside 3pt line)
• Three-point success rate is down 10 percent from freshman year, but overall percantage is up ... Has already surpassed his freshman total in free throws made and attempted and is nearly equal in rebounds
• In ACC games, has averaged 9.9 points per game while hitting 41.3 percent from the floor, 32.7 percent (17-of-52) on threes
• Scored season-high 17 points last time out against Syracuse (6-9 FG, 5-8 3pt FG), playing all 40 minutes ,,, Scored 16 points in win at Georgia State in the second game of the season, hitting career highs for free throws made and attempted (9-of-13)
• Solid contributor as a freshman averaging 6.2 points, Tech's fifth-leading scorer overall and in ACC games ... Averaged 23.7 minutes per game and started five games, including Clemson on March 2 and Louisville in the ACC Tournament
• Connected on 41.3 percent (43-of-104) of his three-point attempts, 36.0 percent in ACC games (27-of-75)
• Four-star wing guard who was the highest-rated high school prospect to sign with the Yellow Jackets ... Consensus four-star prospect, rated at No. 48 in the class of 2021 according to the 247Sports Composite rankings
• Named Florida's Mr. Basketball as well as the Florida Class 4A Player of the Year as a senior
• Born and raised in Memphis, Tenn., spent his high school years in Jacksonville, Fla., area, where his father, Ran, is a high school head coach

4 • Ja'von Franklin • F • 6-7 • 214 • Sr.

• First name pronounced "JAY-von" ... Graduate treansfer with one year of eligibility at Tech
• Solid contributor who began the season and currently is Tech's backup "5" ... Has started seven games, two of them in ACC play
• Notched third double-double of the season at Notre Dame on Jan. 10 (12 points, 12 rebounds, three assists, four blocks, no turnovers) ... Played all but three seconds of the overtime game
• Tech's No. 3 rebounder (5.5 rpg) and sixth-leading scorer (7.1 ppg) ... Has hit 56.2 percent from the floor (No. 2 behind Howard), 73.7 percent from the free throw line (No. 3)
• Fifth in the ACC in blocked shots (1.50 per game) ... Surpassed Tech's team-leading total from 2021-22 (20 by Rodney Howard) on Dec. 21 against Clemson and has 27 total
• Third on the team in assists and steals, and has a 27/15 assist/turnover ratio
• In ACC games, averages 5.0 points and 3.8 rebounds per game, hit 57.1 percent from the floor
• Made the all-tournament team at the Fort Myers Tip-Off after getting 28 points and 22 rebounds combined against Utah and Marquette ... Added five assists, four steals, three blocked shots ... Hit 10-of-12 FT and 9-of-16 FG
• Missed the Alabama State game due to a groin injury suffered Dec, 10 at UNC (played just six minutes), and played just 14 minutes against Clemson ... Returned to full strength against Virginia, just missing a double-double (11 points, 9 rebounds) ... Illness limited him to six minutes vs. Pitt
• Also scored double-doubles against Northern Illinois (14 points, 11 rebounds) and Marquette (17 points, 14 rebounds)
• Had a strong 7-game stretch prior to injury at UNC - 10.4 ppg, 8.3 rpg, 26-45 FG, 21-25 FT, 16 blocked shots, 18 assists, 11 steals, seven turnovers in 197 minutes
• All-Sun Belt Conference and NABC All-District forward at South Alabama who transferred to Georgia Tech and enrolled for the 2022 summer term ... Also played two seasons at Auburn after spending two years in community college in Mississippi
• Appeared in 32 games, making 31 starts in 2021-22 at South Alabama … Averaged 12.2 points and 7.8 rebounds per game
• Notched eight double-doubles, nine games of 10 or more rebounds, 22 games with 10 or more points

24 • Rodney Howard • C/F • 6-11 • 256 • Sr.

• In his third season as Tech after transferring from Georgia, won the starting center job in the preseason of 2021-22 and held it through Tech's first four games of this season
• Averaging 5.3 points and 5.0 rebounds for the season while having connected on a team-leading 60.3 percent of his shots from the floor
• Rebounded from a slump to play well in Tech's last 12 games (6.4 ppg, 5.8 rpg, 34-of-53 FG, 64.2 pct.) ... Two double-figure scoring games in that stretch - 12 points and seven rebounds vs. Northeastern, 11 points and 11 boards vs. Alabama State, 10 boards vs. Pitt
• Returned to the starting lineup for Tech's last nine games (5.4 ppg, 6.4 rpg, 26-for-39 FG)
• In ACC games, has averaged 4.9 points and 5.4 rebounds, connected on team-high 57.1 percent of his shots from the floor
• Two double-doubles this season, five for his career ... Got 11 points and 11 rebounds in just 18 minutes vs. Alabama State ... Had 15 points and 13 boards in season opener vs. Clayton State
• Struggled in the team's five games after Clayton State (DNP at Iowa), tallying just six total points (3-7 FG) and nine total rebounds, played no more than 15 minutes in either game
• Good passer for his position, 66 assists over 45 games since beginning of 2021-22 season
• Averaged 6.5 points last season, fourth-best on the team, and 5.1 rebounds, second-highest, over 27 games, hitting 56.1 percent of his field goals ... Missed five games mid-season with an ankle injury ... Started 14 of Tech's final 16 games, 25 overall
• Played his best basketball of the season in Tech's final nine games - 10.2 points and 6.3 rebounds per game, 63.5 percent from the floor, more than 30 minutes per game
• Started Tech's first two games in the post in 2020-21, with highs of six points and four rebounds against Mercer, but played limited minutes thereafter as Tech went to a smaller lineup with ACC Player of the Year Moses Wright at the "5" position

BIO UPDATES (see game-by-game stats and career highs in stat pack)

13 • Miles Kelly • G • 6-6 • 175 • So.

• Accurate shooter from long range who also plays some point and has developed into a consistently productive scorer for the Yellow Jackets
• Leading scorer for the Jackets (13.6 ppg) overall and in conference games (14.1 ppg)
• Kelly's 9.1 points-per-game improvement in his scoring average is the third-best in the ACC this season
• Tech's top three-point shooter, leading in percentage (37.2), makes (45) and attempts (121) ... Ranks No. 6 in the ACC in three-pointers made (2.37), sixth in attempts ... Went 0-for-6 vs. NC State, snapping a streak of 11 games with multiple three-point field goals
• Has hit 36.5 percent from the floor and 37.1 percent from three in ACC games
• Leads Tech in free throw percentage (86.8 pct. on 38 attempts), but does not have enough attempts to qualify for ACC rankings ... Has hit 17-of-18 fron the stripe in ACC games, and had a streak of 24 straight FT made snapped against NC State
• Had a streak of 11 double-digit scoring games end against Pitt (6 points vs. Panthers, 9 vs. NC State) ... Had averaged 15.9 points over the streak, 3.6 rebounds, while hitting 44.3 percent from the floor (58-for-131) and 44.7 (34-of-76) on threes
• Started out this season hitting 6-for-23 from three-point range over Tech's first six games, and is 39-of-98 (39.8 pct.) since ... Similarly, went 5-for-30 over 16 games to start his freshman season, and hit 21-of-45 (46.7 pct.) over his final 14 games.
• Has led Tech in scoring in six games (21 vs. Iowa, 16 vs. Northeastern, 17 vs. Georgia, 15 at North Carolina, 17 vs. Clemson, 20 vs. Virginia)
• Came off the bench in Tech's first five games before getting his first start against North Alabama ... Averages team-high 30.7 minutes per game (32.8 in ACC games)
• Reached double figures in 15 games total, missing against Utah (9), Marquette (8), Pitt (6) and NC State (9)
• Scored 15 points and knocked down the winning basket with 4.1 seconds left in 59-57 win at Georgia State ... Scored a big three-pointer and then the go-ahead points on a floater in the lane in the final 1:04 of Tech's 79-77 win over Georgia
• Has connected on 55-of-120 three-pointers (45.8 percent) over his last 23 games, dating back to the last six games of the 2021-22 season ... Started his career 13-for-50 on threes before that ... Has hit three or more triples in a game 14 times, nine times this season
• Played in all but two games as a freshman, averaging 14.5 minutes per game (14.0 vs. ACC)
• Played more than 30 minutes in each of Tech's final two games against Boston College and Louisville, making his first career start against the Cardinals in the ACC Tournament ... Scored 16 and 19 points, respectively, in those two games, hitting 11-of-17 from the floor and 6-of-9 from three-point range combined
• Averaged nearly 24 minutes over Tech's final six games, tallying 9.8 points and 2.5 rebounds per game over that stretch, did not turn the ball over, and hit 46.1 percent of his field goal tries (13-of-25 on threes)
• Atlanta-area native who spent his senior year of high school at Hargrave Military Academy in Virginia, after prepping at Parkview High School in Lilburn ... Consensus four-star No. 87 in the 247Sports composite rankings

10 • Cyril Martynov • C/F • 7-0 • 229 • Fr.

• Name pronounced "KEER-ul MAR-tin-off"
• Highly-sought developmental big from Canada who committed to Georgia Tech in early August after reclassifying to the 2022 class
• Played briefly in four games (Clayton State, North Alabama, Northeastern and Alabama State)
• Enrolled for the fall semester as a freshman
• Chose the Yellow Jackets over Missouri, Northwestern and Wisconsin
• Rated a three-star prospect by On3 and 247Sports
• Attended The Lawrenceville (N.J.) School in Lawrenceville, N.J., in 2021-22 … Prior to that, attended and played basketball at Innisdale Secondary School for three years, and graduated from that school
• Member of the UPlay Canada team on the Nike EYBL circuit in the spring and summer of 2022, averaging 14.0 points and 9.4 rebounds over the length of the schedule
• Scored in double figures across five games, with a personal tournament-high of 27 against Vegas Elite, and averaged 17.2 points and 10.4 rebounds on the final weekend in Kansas City
• Invited to play with the Canadian Junior National Team and is part of the Canadian Junior National program

11 • Tristan Maxwell • G • 6-3 • 205 • Jr.

• High-scoring and record-setting guard on the high-school level who was named the North Carolina state player of the year by the Charlotte Observer and MaxPreps following his senior year
• Has played in 20 games at Tech, including 14 this season, averaging 11.1 minutes ... Started two games (Alabama State, Clemson)
• Got his first career start against Alabama State and made the most of it, scoring a game-high 18 points while hitting 6-of-11 from the floor, 5-of-8 from three-point range, and added career-best four assists ... Scored 28 points (10-of-54 FG) in his other 13 games
• Previous scoring high for the season was nine points against Utah (4-of-7 FG) ... ACC high game against Pitt (8 points, 3-6 FG, 2-2 3pt FG)
• Alabama State was his best game since his career breakout game last Jan. 12 at Boston College, when he scored 22 points after scoring just nine in three games previously in his career ... Hit seven three-point baskets in 11 attempts
• Scored 10 total points in his other four games (3-21 FG) in 2021-22
• Played in just five games last season due to a combination of injury, illness and family matters
• A consensus three-star rating with a ranking as high as No. 198 nationally, and No. 37 at his position
• Son of Vernon Maxwell, a former University of Florida All-American and longtime NBA veteran and champion with the Houston Rockets
• All-time leading scorer at North Mecklenberg High School (finished with 2,253 points, 20th-most all-time in the state) and set the school mark for three-point field goals (finished with 331) by the end of his junior year

23 • Jordan Meka • C/F • 6-8 • 219 • Jr.

• Last name pronounced "MECK-uh" ... Athletic post player with length who can make a difference on the defensive end
• No. 3 post player who has seen action in just six games due to a combination of injuries and illness (played briefly against Syracuse, first action since Dec. 17)
• Played a season-high 16 minutes against Alabama State in which he scored his first points of the season and grabbed a season-best four rebounds
• Played in 15 games last season, 10 ACC games, most of those minutes when Rodney Howard was sidelined due to injury or in foul trouble ... Active on the boards and on defense, but is limited offensively
• Made a difference with his activity in Tech's win over Clemson, grabbing five rebounds and taking three steals in a season-high 27:17
• Started against Louisville, Duke and Notre Dame in place of Howard ... Scored four points with 17 rebounds and six blocks in those three games ... Made fourth start at Virginia
• As a freshman, played in just one game before undergoing back surgery
• Multiple all-state and all-Atlanta Metro performer at Mount Bethel Christian Academy, with a 7-foot-1 wingspan
• Ranked as high as No. 129 nationally and No. 26 at his position by 247Sports (power forward)
• High-level student academically, originally from Yaoundé, Cameroon, moved to the United States in 2016
• Set career school records for points with 1,670 (surpassing current Tech teammate Coleman Boyd), rebounds (920) and blocked shots (>400)

BIO UPDATES (see game-by-game stats and career highs in stat pack)

14 • Jalon Moore • F • 6-7 • 209 • So.

• First name prnounced "JAY-lun"
• Long and athletic player who is developing into a dependable scorer, rebounder and defender ... Can get to the rim, is comfortable in transition and guard multiple positions
• Started 12 of Tech's last 13 games (DNP-Inj at Notre Dame) after averaging double-digit minutes off the bench in the first five ... Averaged 11.0 points and 5.8 rebounds in the 11-game stretch, reaching double figures in nine, hitting 50.5 percent from the floor (48-of-95)
• For the season, averages 9.5 points (No. 3 on team) and 5.6 rebounds (T-1st on team), while hitting 46.7 percent from the floor ... Also No. 2 on the team in blocked shots (20)
• Averaging 9.6 points and 5.1 rebounds in ACC games, hitting 46 percent from the floor
• Scored career-high 17 points (8-14 FG) with eight rebounds Jan. 17 against NC State
• Scored 16 points with nine rebounds against Northeastern in a career-high 38:11 ... Went 10-for-10 from the free throw line, becoming the 23rd Tech player to have a perfect night with 10 or more attempts
• Scored 12 points in Tech's 79-77 win over Georgia and made a key shot-block and steal on the Bulldog's final offensive sequence
• Has missed a double-double by one rebound three times this season - Clayton State (11 points, nine rebounds), Northeastern (16 points, 9 boards) and Clemson (12 and 9)
• Played short minutes in 13 games last season, including nine ACC games ... Started and played 13 minutes in Tech's ACC Tournament game against Louisville
• Consensus three-star prospect, from Gardendale (Ala.) High School, where he earned all-state honors as a junior in 2019-20
• Ranked No. 120 overall in the 247 composite rankings in the class of 2021 (No. 27 among small forwards), and No. 146 by Rivals (35th at his position)

5 • Deivon Smith • G • 6-1 • 176 • Jr.

• First name pronounced "DAY-von"
• Former four-star high school prospect from Georgia who played his freshman year at Mississippi State and transferred to Georgia Tech in summer of 2021
• Explosive playmaker with dynamic court vision who excels in transition and is an exceptional finisher with both hands at the rim ... Excellent rebounder for his position
• Fifth on the team in scoring (8.0 ppg) and tied for the lead in rebound average (5.6 per game) ... Has five or more rebounds in 10 games
• Started 11 games this season, averaging 24.3 minutes and leading the team in assists (3.6 per game) and steals (1.0 per game), ranking among the ACC top 10 in both
• His 2.43-1 assist/turnover ratio ranks No. 3 in the ACC (1.1-1 ratio last season) ... Has six zero-turnover games this season
• Notched double-doubles in back-to-back games against Notre Dame (16 points/10 rebounds with 7 assists) and Pittsburgh (15 points/11 rebounds) ... Went 13-of-26 from the floor in the two games, 5-of-10 from three-point range
• Key figure off the bench in Tech's win over No. 12 Miami with four points, seven rebounds and five assists with no turnovers in 21 minutes ... Scored the go-ahead basket, took three rebounds and had an assist during Tech's closing 12-0 run
• Limited to 40 minutes in Tech's three games prior to Miami after sustaining an ankle injury late in the game at North Carolina
• Scored in double figures in eight games, with a season-high of 16 against North Alabama and a team-high 15 against Utah in the Fort Myers Tip-Off
• Came up one rebound shy of a double-double against Northern Illinois (11 points, 9 rebounds) while matching his Tech high in assists (6)
• Scored 10 points with six assists and took a key charge on Georgia's final offensive possession to help preserve a 79-77 win over the Bulldogs
• Played in 24 games and started five times last season, averaging 19.7 minutes (17.2 in ACC games) ... Scored season high of 16 points twice vs. North Carolina and Clemson ... Did not play in Tech's last six games (concussion protocol from fall in Pitt game)
• Scored 5.7 points with 2.0 assists per game (48:42 assist/turnover ratio) for the season ... Three or more assists in nine games
• Started eight games as a freshman at Mississippi State ... Averaged 5.2 points, 3.6 rebounds and 2.9 assists across 33 games ... Better in SEC games, averaging 5.6 points, 3.6 rebounds and 3.0 assists in helping MSU go 8-10 in conference
• Was invited to participate in the USA Basketball U19 Team Trials for the FIBA World Cup for Men, made the initial cut to 17 players, but did not make the final 12-man roster

1 • Kyle Sturdivant • G • 6-3 • 196 • Sr.

• In his third season at Tech after transferring from Southern California ... Has played in 98 games in his career, most among the Yellow Jackets
• Started nine games, three ACC games, this season
• One of two point guards on the Tech roster along with Deivon Smith ... Started Tech's first five games this season (21.1 minutes per game), came off the bench in nine of the last 14 ... Played just 13 minutes against Miami and Florida State (0 pts, 3 FGA) due to injury
• Rebounded from that to score career-high 18 points in 18 minutes at Notre Dame, all of them after halftime ... Scored all seven Tech points in overtime in the loss ... Returned to the starting lineup against NC State (9 points, 3 assists in 29:37)
• Averaged 9.9 pints and 5.0 assists in a three-game stretch (all starts) prior to Miami, hitting 12-of-24 from the floor, 4-of-10 on threes ... Solid 20 minutes off the bench against Pitt (5 points, 5 assists, 1 turnover)
• Averaging 6.6 points per game for the season (seventh on the team) ... No. 2 on the team in assists (2.4 per game) and assist/turnover ratio (1.63-1) ... Has shot 37.6 percent from the floor and 31.4 percent from distance (16-of-51)
• In ACC games, averaging 6.1 points and 2.75 assists per game
• Produced his best overall game of the season against Alabama State, scoring a season-high 13 points, including 3-of-4 from three-point range, with career highs of eight rebounds and seven assists ... Surpassed his assist high with eight against Virginia
• Scored 10 points each against Clayton State and Marquette, his only other double-figure games this season
• Started 28 games in 2021-22, including the last 20 beginning Jan. 4 at Duke
• Averaged 32.6 minutes in six games that Deivon Smith was sidelined at the end of the season, including a career-high 38:17 against BC ... Averaged 8.7 points, 2.3 assists, 3.0 rebounds over across those six games (37.7 pct. FG, 6-of-22 on threes)
• Averaged 25.2 minutes overall, 7.6 points (third on Tech's team) and 2.3 assists for the season ... Team-best 73/38 assist/turnover ratio
• Scored in double digits seven times in ACC games, averaging 8.0 points (40.4 pct. FG, 34.0 pct. 3pt), 2.3 assists and a 47:21 assist/turnover ratio against the conference
• Played in every game off the bench his first year at Tech in 2020-21, averaging 3.5 points while posting a solid 27/17 assist/turnover ratio ... Hit for a season-high 15 points (5-6 FG, 4-4 FT) with three assists against Kentucky
• Key factor off the bench in the ACC Tournament ... Scored five points each against Miami and FSU ... Did not turn the ball over in either game in 28 total minutes

0 • Lance Terry • G • 6-2 • 200 • Sr.

• Atlanta-area high school product who played three seasons at Gardner-Webb University, then transferred to Georgia Tech and enrolled for the summer term ... Good shooter who can also drive to the basket, and is excellent in transition
• Fourth on the team at 8.2 points per game while hitting 40.8 percent of his shots from the floor and 34.4 from three-point range (second-best)
• Scored 41 points in Tech's in back-to-back games against Miami (season-high 24) and Florida State (17) ... Hit 14-of-28 FG, 7-11 3-point FG and 6-of-8 FT, with 11 rebounds, in those two games
• Played all 40 minutes of that game, a first for a Tech player this season, hitting 8-of-13 from the floor, 4-of-5 from three-point range and 4-of-6 from the foul line ... Scored nine of his points in Tech's closing 12-0 run
• Averaging 9.3 points in ACC games, third on the team, connecting on 36.2 percent from the floor and 34.4 from three-point distance
• Started Tech's first five games this season, averaging 26.8 minutes, came off the bench in the next seven (21 mpg) before returning to the starting five against Virginia (7 points) ... Started five straight games from Virginia (12/31) to Pitt (1/14) ... Did not play Jan. 21 vs. Syracuse (hamstring)
• Has just 10 turnovers in 466 minutes (0.9 per 40 minutes), best rate on the team
• Has the most career points (744) of any player on the Tech roster
• Six double-figure scoring games altogether this season ... Led Tech with 16 points (4-of-8 3-point FG) against Clayton State in his Yellow Jacket debut ... Scored 12 off the bench against North Alabama, 11 against Northeastern and 13 vs. Alabama State
• Honorable mention All-Big South conference choice who has another of eligibility remaining after 2022-23 ... No. 2 for the Runnin' Bulldogs in scoring in 2021-22 and helped his team to 11 Big South wins, a program high as a member of that conference
• Showed ability to be a high-scorer against top-level competition, reaching double figures against power-conference foes four times
• Averaged 14.3 points per game, and also averaged 3.4 rebounds, 1.2 assists and 1.0 steals per game in 2021-22 ... His 45.9-percent shooting overall ranked seventh-highest in the league for the regular season, while his 35.0-percent hit rate from beyond the arc was fifth-best
• Started all 31 games and averaged 31.4 minutes
• Posted double figures in 14 of 16 league games and eclipsed 20 points three times on the season while finishing as GWU's leading scoring in seven contests

BIO UPDATES (see game-by-game stats and career highs in stat pack)

30 • Coleman Boyd • G • 6-1 • 178 • Sr.

• Non-scholarship guard who enrolled at Tech for the summer term in 2019 ... Played in 11 games in his career, four this season
• Scored his first points of the season on a three-pointer against Alabama State
• Played in four games as a freshman, scoring five points with two assists and a steal ... Drove for a layup against Hawaii for his first collegiate points, and hit a three-pointer against Morehouse
• All-state point guard from Georgia private school powerhouse Mt. Bethel Christian Academy
• Four-year letterwinner and captain at Mt. Bethel, which won state Georgia Independent Christian Athletic Association (GICAA) championships in 2017 and 2019, and reached the final four in 2016 and 2019 … Team went 97-26 in his four years
• Earned all-region and honorable mention all-state honors in 2019 by the Georgia High School Association
• Played at Mt. Bethel for his father, Cal, a longtime successful high school coach in the Atlanta area and a standout basketball player at Wake Forest following a legendary high school career at Campbell High School in Smyrna

33 • Brayden Daniels • G • 6-4 • 188 • So.

• Non-scholarship guard who joined the Yellow Jackets' program for the fall 2021 semester ... Played in four games this season
• Son of former Georgia Tech football player Condrad Daniels (1995-99)
• Nephew of former Georgia Tech Hall of Fame track star Lynn Houston Moore (1994-98) and former Tech basketball star Clarence Moore (1999-2004)
• Also nephew to former Tennessee and NBA basketball star Allan Houston
• Attended and lettered four years in basketball the Christian Academy of Louisville (Ky.)
• Named to the All-Seventh Region team in Kentucky by the Louisville Courier-Journal as a senior
• Scored over 1,000 points in his high school career

43 • Jermontae Hill • G • 6-6 • 206 • r-Fr.

• First name pronounced "jer-MON-tay"
• Non-scholarship player who red-shirted in 2021-22 and has played in four games this season
• Skilled big guard who turned down scholarship offers from Boston College and St. John's to walk-on at Georgia Tech (also East Carolina, Florida, Florida State and Kansas State according to 247Sports)g
• Ranked as high as the No. 22 player in the state of Georgia according to 247Sports and the No. 67 small forward in the nation … Ranked among 247's top 100 at one time
• Playmaking wing who can defend various positions and bring toughness to the perimeter
• Prepped following high school at DME Sports Academy in Daytona, Fla.
• Before that, he attended Tucker High School, where he earned first-team all-state honors in Class AAAAAA by the Atlanta Journal-Constitution as a senior in 2020, second-team all-state choice by Hoopseen
• Also named player of the year in the Class AAAAAA South by the Georgia Athletic Coaches Association.

35 • Emmer Nichols • F • 6-6 • 219 • Fr.

• Non-scholarship player who joined the Tech program for the fall, 2022 semester
• Versatile player and left-handed shooter who is skilled in all facets of the game
• No. 42-ranked player in the state of California according to Max Preps
• Played four years at Sacred Heart Preparatory School, serving two years as team captain
• Helped Sacred Heart to a pair of league championships, including a Central Coast Section title in 2021
• As a senior, led SHP to a 25-5 record overall as a senior and 14-0 mark in its league
• Earned second-team Central Coast Section WBAL all-league, first-team all-league in 2020 and 2022 (MVP and defensive player of the year in 2022)

2022-23 SEASON STATISTICS AND RESULTS

Game Records

Record	Overall	Home	Away	Neutral
ALL GAMES	8-11	7-5	1-4	0-2
CONFERENCE	1-8	1-5	0-3	0-0
NON-CONFERENCE	7-3	6-0	1-1	0-2

Score by Periods

Team	1st	2nd	OT	TOT
Georgia Tech	646	674	7	1327
Opponents	645	686	8	1339

Team Box Score

No.	Player				Total		3-Point		F-Throw		Rebounds											
		GP-GS	MIN	AVG	FG-FGA	FG%	3FG-3FGA	3FG%	FT-FTA	FT%	OFF	DEF	TOT	AVG	PF	DQ	A	TO	BLK	STL	PTS	AVG
13	KELLY, Miles	19-13	583:32	30.7	90-227	.396	45-121	.372	33-38	.868	8	53	61	3.2	41	0	26	36	1	18	258	13.6
3	COLEMAN, Dallan "Deebo"	19-17	557:39	29.4	62-150	.413	31-95	.326	32-47	.681	9	44	53	2.8	38	0	21	24	3	9	187	9.8
14	MOORE, Jalon	18-13	429:39	23.9	63-135	.467	2-19	.105	43-61	.705	38	63	101	5.6	37	0	15	28	20	17	171	9.5
0	TERRY, Lance	18-10	466:01	25.9	53-130	.408	21-61	.344	21-25	.840	6	41	47	2.6	32	0	18	10	3	12	148	8.2
5	SMITH, Deivon	19-11	461:29	24.3	66-162	.407	8-33	.242	12-27	.444	25	82	107	5.6	30	0	68	28	12	19	152	8.0
4	FRANKLIN, Ja'von	18-7	392:09	21.8	50-89	.562	0-2	.000	28-38	.737	45	54	99	5.5	34	0	27	15	27	16	128	7.1
1	STURDIVANT, Kyle	19-9	349:39	18.4	47-125	.376	16-51	.314	16-28	.571	2	34	36	1.9	30	0	49	30	2	12	126	6.6
24	HOWARD, Rodney	18-13	355:35	19.8	44-73	.603	0-0	.000	8-13	.615	39	51	90	5.0	38	0	26	27	8	7	96	5.3
11	MAXWELL, Tristan	14-2	155:43	11.1	16-63	.254	9-28	.321	5-7	.714	2	12	14	1.0	14	0	12	4	1	4	46	3.3
10	MARTYNOV, Cyril	4-0	13:28	3.4	2-5	.400	0-0	.000	1-2	.500	2	4	6	1.5	1	0	0	4	0	0	5	1.3
30	BOYD, Coleman	4-0	04:37	1.2	1-3	.333	1-2	.500	0-0	.000	0	0	0	0.0	0	0	0	1	0	0	3	0.8
12	BAGATSKIS, Freds Pauls	4-0	12:20	3.1	1-2	.500	1-2	.500	0-0	.000	0	0	0	0.0	1	0	0	0	0	0	3	0.8
23	MEKA, Jordan	6-0	34:38	5.8	2-6	.333	0-0	.000	0-0	.000	4	5	9	1.5	10	1	0	0	3	1	4	0.7
33	DANIELS, Brayden	4-0	04:37	1.2	0-0	.000	0-0	.000	0-2	.000	1	1	2	0.5	1	0	0	0	0	0	0	0.0
43	HILL, Jermontae	4-0	03:53	1.0	0-0	.000	0-0	.000	0-0	.000	0	0	0	0.0	2	0	0	1	0	0	0	0.0
Team											35	32	67					14				
Total		**19**	**3825**		**497-1170**	**.425**	**134-414**	**.324**	**199-288**	**.691**	**216**	**476**	**692**	**36.4**	**309**	**1**	**262**	**222**	**80**	**115**	**1327**	**69.8**
Opponents		**19**	**3825**		**493-1144**	**.431**	**114-390**	**.292**	**239-354**	**.675**	**220**	**482**	**702**	**36.9**	**297**	**5**	**273**	**215**	**67**	**116**	**1339**	**70.5**

Team Statistics

	GATECH	OPP
Scoring	**1327**	**1339**
Points per game	69.8	70.5
Scoring margin	-0.6	-
Field goals-att	**497-1170**	**493-1144**
Field goal pct	.425	.431
3 point fg-att	**134-414**	**114-390**
3-point FG pct	.324	.292
3-pt FG made per game	7.1	6.0
Free throws-att	**199-288**	**239-354**
Free throw pct	.691	.675
F-Throws made per game	10.5	12.6
Rebounds	**692**	**702**
Rebounds per game	36.4	36.9
Rebounding margin	-0.5	-
Assists	**262**	**273**
Assists per game	13.8	14.4
Turnovers	**222**	**215**
Turnovers per game	11.7	11.3
Turnover margin	-0.4	-
Assist/turnover ratio	1.2	1.3
Steals	**115**	**116**
Steals per game	6.1	6.1
Blocks	**80**	**67**
Blocks per game	4.2	3.5
Winning streak	**0**	**-**
Home win streak	0	-
Attendance	**52312**	**43981**
Home games-Avg/Game	12-4359	5-8796
Neutral site-Avg/Game	-	2-1440

Team Results

Date	Opponent		Score	Att.
11/07/2022	Clayton St.	W	93-63	3072
11/12/2022	at Georgia St.	W	59-57	4083
11/17/2022	NIU	W	68-50	3269
11/21/2022	vs Utah	L	64-68	1188
11/23/2022	vs Marquette	L	60-84	1691
11/26/2022	North Ala.	W	80-61	3379
11/29/2022	at Iowa	L	65-81	10450
12/02/2022	Northeastern	W	81-63	3494
12/06/2022	Georgia	W	79-77	5810
12/10/2022	at North Carolina	L	59-75	19410
12/17/2022	Alabama St.	W	96-60	3798
12/21/2022	Clemson	L	66-79	4763
12/31/2022	Virginia	L	56-74	5371
01/04/2023	Miami (FL)	W	76-70	4203
01/07/2023	at Florida St.	L	64-75	5536
01/10/2023	at Notre Dame	Lot	72-73	4502
01/14/2023	Pittsburgh	L	60-71	5325
01/17/2023	NC State	L	66-78	4242
01/21/2023	Syracuse	L	63-80	5586

2022-23 SEASON STATISTICS AND RESULTS - ACC ONLY

Game Records

Record	Overall	Home	Away	Neutral
ALL GAMES	1-8	1-5	0-3	0-0
CONFERENCE	1-8	1-5	0-3	0-0
NON-CONFERENCE	0-0	0-0	0-0	0-0

Score by Periods

Team	1st	2nd	OT	TOT
Georgia Tech	285	290	7	582
Opponents	339	328	8	675

Team Box Score

No.	Player				Total		3-Point		F-Throw		Rebounds											
		GP-GS	MIN	AVG	FG-FGA	FG%	3FG-3FGA	3FG%	FT-FTA	FT%	OFF	DEF	TOT	AVG	PF	DQ	A	TO	BLK	STL	PTS	AVG
13	KELLY, Miles	9-8	294:51	32.8	42-115	.365	26-70	.371	17-18	.944	3	24	27	3.0	23	0	14	23	1	11	127	14.1
3	COLEMAN, Dallan "Deebo"	9-8	275:41	30.6	31-75	.413	17-52	.327	10-15	.667	3	22	25	2.8	21	0	13	14	1	2	89	9.9
14	MOORE, Jalon	8-8	193:02	24.1	29-63	.460	2-9	.222	17-26	.654	15	26	41	5.1	17	0	10	16	6	7	77	9.6
0	TERRY, Lance	8-5	228:15	28.5	25-69	.362	11-32	.344	13-17	.765	4	18	22	2.8	19	0	8	5	2	6	74	9.3
5	SMITH, Deivon	9-2	210:33	23.4	25-66	.379	6-21	.286	3-9	.333	10	42	52	5.8	14	0	33	14	6	4	59	6.6
1	STURDIVANT, Kyle	9-3	167:04	18.6	22-59	.373	6-28	.214	6-9	.667	1	15	16	1.8	15	0	24	16	0	4	56	6.2
4	FRANKLIN, Ja'von	9-2	163:13	18.1	20-35	.571	0-1	.000	5-10	.500	18	16	34	3.8	13	0	7	7	7	5	45	5.0
24	HOWARD, Rodney	9-8	235:49	26.2	21-36	.583	0-0	.000	2-5	.400	21	28	49	5.4	20	0	14	17	5	3	44	4.9
11	MAXWELL, Tristan	6-1	47:02	7.8	4-18	.222	3-8	.375	0-1	.000	0	6	6	1.0	5	0	3	3	0	2	11	1.8
23	MEKA, Jordan	2-0	09:30	4.8	0-0	.000	0-0	.000	0-0	.000	1	1	2	1.0	4	0	0	0	1	1	0	0.0
Team											15	14	29					8				
Total		**9**	**1825**		**219-536**	**.409**	**71-221**	**.321**	**73-110**	**.664**	**91**	**212**	**303**	**33.7**	**151**	**0**	**126**	**123**	**29**	**45**	**582**	**64.7**
Opponents		**9**	**1825**		**246-529**	**.465**	**61-189**	**.323**	**122-163**	**.748**	**85**	**239**	**324**	**36.0**	**133**	**3**	**141**	**89**	**32**	**67**	**675**	**75.0**

Team Statistics

	GATECH	OPP
Scoring	**582**	**675**
Points per game	64.7	75.0
Scoring margin	-10.3	-
Field goals-att	**219-536**	**246-529**
Field goal pct	.409	.465
3 point fg-att	**71-221**	**61-189**
3-point FG pct	.321	.323
3-pt FG made per game	7.9	6.8
Free throws-att	**73-110**	**122-163**
Free throw pct	.664	.748
F-Throws made per game	8.1	13.6
Rebounds	**303**	**324**
Rebounds per game	33.7	36.0
Rebounding margin	-2.3	-
Assists	**126**	**141**
Assists per game	14.0	15.7
Turnovers	**123**	**89**
Turnovers per game	13.7	9.9
Turnover margin	-3.8	-
Assist/turnover ratio	1.0	1.6
Steals	**45**	**67**
Steals per game	5.0	7.4
Blocks	**29**	**32**
Blocks per game	3.2	3.6
Winning streak	**0**	**-**
Home win streak	0	-
Attendance	**29490**	**29448**
Home games-Avg/Game	6-4915	3-9816
Neutral site-Avg/Game	-	0-0

Team Results

Date	Opponent		Score	Att.
12/10/2022	at North Carolina	L	59-75	19410
12/21/2022	Clemson	L	66-79	4763
12/31/2022	Virginia	L	56-74	5371
01/04/2023	Miami (FL)	W	76-70	4203
01/07/2023	at Florida St.	L	64-75	5536
01/10/2023	at Notre Dame	Lot	72-73	4502
01/14/2023	Pittsburgh	L	60-71	5325
01/17/2023	NC State	L	66-78	4242
01/21/2023	Syracuse	L	63-80	5586

2022-23 Georgia Tech Men's Basketball
Points-rebounds-assists
All games

Opponent	Date	Score		0 TERRY,LANC	1 STURDIVANT	3 COLEMAN,DA	4 FRANKLIN,J	5 SMITH,DEIV	10 MARTYNOV,C	11 MAXWELL,TR	12 BAGATSKIS,	13 KELLY,MILE	14 MOORE,JALO	23 MEKA,JORDA
Clayton St.	11/07/2022	93-63	W	16-0-1	10-2-5	9-4-1	7-5-2	10-7-1	1-1-0	4-1-2	0-0-0	10-3-2	11-9-0	DNP
at Georgia St.	11/12/2022	59-57	W	4-5-1	5-3-0	16-5-1	3-2-0	7-4-2	DNP	2-2-0	DNP	15-1-0	7-7-0	0-0-0
NIU	11/17/2022	68-50	W	2-4-1	6-2-4	12-6-1	14-11-2	11-9-6	DNP	2-2-0	DNP	13-2-0	6-6-0	DNP
vs Utah	11/21/2022	64-68	L	0-2-0	7-1-3	11-3-0	11-8-3	15-6-4	DNP	9-0-2	DNP	9-4-0	2-2-0	DNP
vs Marquette	11/23/2022	60-84	L	6-0-0	10-2-2	6-2-0	17-14-2	6-6-2	DNP	0-2-0	3-0-0	8-3-1	2-2-0	DNP
North Ala.	11/26/2022	80-61	W	12-4-3	5-0-0	14-0-0	4-4-3	16-4-4	2-1-0	DNP	0-0-0	12-6-3	13-8-1	DNP
at Iowa	11/29/2022	65-81	L	2-2-2	3-1-1	12-0-0	7-7-4	10-8-4	DNP	0-0-1	DNP	21-4-1	10-8-0	0-0-0
Northeastern	12/02/2022	81-63	W	11-5-0	7-0-2	6-2-0	7-5-3	6-4-3	0-2-0	0-1-0	DNP	16-4-0	16-9-2	0-3-0
Georgia	12/06/2022	79-77	W	8-0-1	4-1-1	7-2-3	13-9-1	10-5-6	DNP	DNP	DNP	17-5-2	12-2-0	DNP
at North Carolina	12/10/2022	59-75	L	9-2-1	1-2-3	13-1-0	0-0-1	0-4-3	DNP	0-1-0	DNP	15-4-0	15-5-1	0-1-0
Alabama St.	12/17/2022	96-60	W	13-3-1	13-8-7	5-4-2	DNP	2-2-3	2-2-0	18-0-4	0-0-0	10-2-3	15-7-2	4-4-0
Clemson	12/21/2022	66-79	L	2-0-2	14-1-0	5-3-0	7-0-0	4-4-2	DNP	0-0-1	DNP	17-5-1	12-9-4	DNP
Virginia	12/31/2022	56-74	L	7-2-1	2-2-8	6-4-1	11-9-0	0-1-0	DNP	DNP	DNP	20-1-0	2-1-0	DNP
Miami (FL)	01/04/2023	76-70	W	24-6-0	0-1-0	14-6-3	0-2-1	4-7-5	DNP	DNP	DNP	20-4-1	10-6-2	DNP
at Florida St.	01/07/2023	64-75	L	17-5-0	0-0-2	11-3-3	6-3-0	7-7-6	DNP	0-2-0	DNP	16-2-2	7-5-0	DNP
at Notre Dame	01/10/2023	72-73	Lot	4-2-1	18-2-1	6-4-1	12-12-3	16-10-7	DNP	3-2-0	DNP	11-3-1	DNP	DNP
Pittsburgh	01/14/2023	60-71	L	2-2-1	5-2-5	13-1-2	2-1-0	15-11-1	DNP	8-1-2	DNP	6-3-3	3-2-0	DNP
NC State	01/17/2023	66-78	L	9-3-2	9-5-3	4-1-1	5-5-0	4-4-2	DNP	0-0-0	DNP	9-1-2	17-8-1	DNP
Syracuse	01/21/2023	63-80	L	DNP	7-1-2	17-2-2	2-2-2	9-4-7	DNP	DNP	DNP	13-4-4	11-5-2	0-1-0

Opponent	Date	Score		24 HOWARD,ROD	30 BOYD,COLEM	33 DANIELS,BR	43 HILL,JERMO
Clayton St.	11/07/2022	93-63	W	15-13-3	0-0-0	0-1-0	0-0-0
at Georgia St.	11/12/2022	59-57	W	0-3-3	DNP	DNP	DNP
NIU	11/17/2022	68-50	W	2-0-0	DNP	DNP	DNP
vs Utah	11/21/2022	64-68	L	0-2-0	DNP	DNP	DNP
vs Marquette	11/23/2022	60-84	L	2-2-0	DNP	DNP	DNP
North Ala.	11/26/2022	80-61	W	2-2-2	0-0-0	0-0-0	0-0-0
at Iowa	11/29/2022	65-81	L	DNP	DNP	DNP	DNP
Northeastern	12/02/2022	81-63	W	12-7-1	0-0-0	0-1-0	0-0-0
Georgia	12/06/2022	79-77	W	8-1-0	DNP	DNP	DNP
at North Carolina	12/10/2022	59-75	L	6-2-1	DNP	DNP	DNP
Alabama St.	12/17/2022	96-60	W	11-11-3	3-0-0	0-0-0	0-0-0
Clemson	12/21/2022	66-79	L	5-6-0	DNP	DNP	DNP
Virginia	12/31/2022	56-74	L	8-5-1	DNP	DNP	DNP
Miami (FL)	01/04/2023	76-70	W	4-8-3	DNP	DNP	DNP
at Florida St.	01/07/2023	64-75	L	0-4-2	DNP	DNP	DNP
at Notre Dame	01/10/2023	72-73	Lot	2-3-0	DNP	DNP	DNP
Pittsburgh	01/14/2023	60-71	L	6-10-1	DNP	DNP	DNP
NC State	01/17/2023	66-78	L	9-7-5	DNP	DNP	DNP
Syracuse	01/21/2023	63-80	L	4-4-1	DNP	DNP	DNP

2022-23 Georgia Tech Men's Basketball
Team Game-by-Game
All games

				Total		3-Pointers		Free throws		Rebounds										
Opponent	**Date**	**Score**		**FG-FGA**	**PCT**	**3FG-3FGA**	**PCT**	**FT-FTA**	**PCT**	**OFF**	**DEF**	**TOT**	**AVG**	**PF**	**A**	**TO**	**BLK**	**STL**	**PTS**	**AVG**
Clayton St.	11/07/2022	93-63	W	35-73	.479	7-20	.350	16-24	.667	21	31	52	52.0	15	17	11	6	8	93	93.0
at Georgia St.	11/12/2022	59-57	W	19-48	.396	3-8	.375	18-27	.667	7	26	33	42.5	18	7	13	3	7	59	76.0
NIU	11/17/2022	68-50	W	27-69	.391	5-18	.278	9-13	.692	13	35	48	44.3	16	14	11	10	7	68	73.3
vs Utah	11/21/2022	64-68	L	24-69	.348	5-23	.217	11-20	.550	18	17	35	42.0	17	12	5	4	13	64	71.0
vs Marquette	11/23/2022	60-84	L	22-65	.338	7-23	.304	9-10	.900	12	25	37	41.0	17	7	13	5	4	60	68.8
North Ala.	11/26/2022	80-61	W	31-52	.596	6-19	.316	12-16	.750	6	23	29	39.0	9	16	14	5	8	80	70.7
at Iowa	11/29/2022	65-81	L	25-64	.391	7-23	.304	8-10	.800	15	20	35	38.4	21	13	11	1	6	65	69.9
Northeastern	12/02/2022	81-63	W	28-63	.444	5-16	.313	20-26	.769	15	31	46	39.4	17	11	9	4	5	81	71.3
Georgia	12/06/2022	79-77	W	30-63	.476	5-19	.263	14-19	.737	11	18	29	38.2	11	14	7	5	7	79	72.1
at North Carolina	12/10/2022	59-75	L	22-54	.407	9-26	.346	6-8	.750	1	21	22	36.6	20	10	11	5	8	59	70.8
Alabama St.	12/17/2022	96-60	W	37-68	.544	13-24	.542	9-13	.692	7	38	45	37.4	17	25	5	8	5	96	73.1
Clemson	12/21/2022	66-79	L	25-58	.431	5-23	.217	11-18	.611	5	23	28	36.6	17	10	11	5	4	66	72.5
Virginia	12/31/2022	56-74	L	20-45	.444	7-16	.438	9-13	.692	8	22	30	36.1	16	11	23	1	6	56	71.2
Miami (FL)	01/04/2023	76-70	W	25-61	.410	9-24	.375	17-19	.895	14	32	46	36.8	17	15	15	2	3	76	71.6
at Florida St.	01/07/2023	64-75	L	23-57	.404	9-24	.375	9-12	.750	9	23	32	36.5	12	15	13	1	6	64	71.1
at Notre Dame	01/10/2023	72-73	Lot	27-66	.409	8-27	.296	10-12	.833	14	28	42	36.8	18	14	14	5	7	72	71.1
Pittsburgh	01/14/2023	60-71	L	24-66	.364	12-29	.414	0-3	.000	14	26	40	37.0	16	15	10	2	0	60	70.5
NC State	01/17/2023	66-78	L	28-71	.394	2-21	.095	8-19	.421	18	18	36	36.9	18	16	10	3	8	66	70.2
Syracuse	01/21/2023	63-80	L	25-58	.431	10-31	.323	3-6	.500	8	19	27	36.4	17	20	16	5	3	63	69.8
Total		**1327**		**497-1170**	**.425**	**134-414**	**.324**	**199-288**	**.691**	**216**	**476**	**692**	**36.4**	**309**	**262**	**222**	**80**	**115**	**1327**	**69.8**
Opponents		1339		493-1144	.431	114-390	.292	239-354	.675	220	482	702	36.9	297	273	215	67	116	1339	70.5

Georgia Tech Averages

Games Played	Points/ game	FG Pct	3FG Pct	FT Pct	Rebounds/ game	Assists/ game	Turnovers/ game	Assist/Turnover ratio	Steals/ game	Blocks/ game
19	69.8	42.5	32.4	69.1	36.4	13.8	11.7	1.2	6.1	4.2

2022-23 Georgia Tech Men's Basketball
Opponents Game-by-Game
All games

				Total		3-Pointers		Free throws		Rebounds										
Opponent	**Date**	**Score**		**FG-FGA**	**PCT**	**3FG-3FGA**	**PCT**	**FT-FTA**	**PCT**	**OFF**	**DEF**	**TOT**	**AVG**	**PF**	**A**	**TO**	**BLK**	**STL**	**PTS**	**AVG**
Clayton St.	11/07/2022	93-63	W	26-70	.371	4-22	.182	7-11	.636	14	18	32	32.0	18	13	13	2	6	63	63.0
at Georgia St.	11/12/2022	59-57	W	21-57	.368	2-14	.143	13-21	.619	14	22	36	34.0	26	11	15	2	8	57	60.0
NIU	11/17/2022	68-50	W	18-67	.269	5-24	.208	9-21	.429	20	27	47	38.3	16	11	14	3	5	50	56.7
vs Utah	11/21/2022	64-68	L	24-52	.462	5-16	.313	15-21	.714	14	31	45	40.0	17	9	19	5	2	68	59.5
vs Marquette	11/23/2022	60-84	L	29-61	.475	9-23	.391	17-22	.773	10	31	41	40.2	15	14	11	6	7	84	64.4
North Ala.	11/26/2022	80-61	W	26-62	.419	4-18	.222	5-11	.455	15	17	32	38.8	14	14	16	0	7	61	63.8
at Iowa	11/29/2022	65-81	L	27-60	.450	9-26	.346	18-31	.581	19	25	44	39.6	11	21	9	6	5	81	66.3
Northeastern	12/02/2022	81-63	W	22-62	.355	5-25	.200	14-22	.636	13	23	36	39.1	17	14	11	6	4	63	65.9
Georgia	12/06/2022	79-77	W	31-58	.534	6-13	.462	9-16	.563	9	22	31	38.2	16	15	11	3	2	77	67.1
at North Carolina	12/10/2022	59-75	L	27-57	.474	3-13	.231	18-24	.750	12	31	43	38.7	11	15	11	1	5	75	67.9
Alabama St.	12/17/2022	96-60	W	23-66	.348	4-20	.200	10-15	.667	7	27	34	38.3	14	10	7	2	3	60	67.2
Clemson	12/21/2022	66-79	L	31-62	.500	5-18	.278	12-13	.923	8	32	40	38.4	22	20	11	3	3	79	68.2
Virginia	12/31/2022	56-74	L	27-57	.474	10-22	.455	10-16	.625	11	20	31	37.8	14	21	11	3	14	74	68.6
Miami (FL)	01/04/2023	76-70	W	24-68	.353	5-32	.156	17-25	.680	16	20	36	37.7	17	12	7	3	13	70	68.7
at Florida St.	01/07/2023	64-75	L	30-61	.492	10-25	.400	5-8	.625	8	26	34	37.5	11	23	9	0	5	75	69.1
at Notre Dame	01/10/2023	72-73	Lot	25-59	.424	9-24	.375	14-19	.737	7	26	33	37.2	15	12	14	6	7	73	69.4
Pittsburgh	01/14/2023	60-71	L	24-56	.429	6-20	.300	17-20	.850	6	29	35	37.1	12	5	3	4	6	71	69.5
NC State	01/17/2023	66-78	L	27-53	.509	7-21	.333	17-20	.850	8	31	39	37.2	19	15	15	7	6	78	69.9
Syracuse	01/21/2023	63-80	L	31-56	.554	6-14	.429	12-18	.667	9	24	33	36.9	12	18	8	5	8	80	70.5
Total		**1339**		**493-1144**	**.431**	**114-390**	**.292**	**239-354**	**.675**	**220**	**482**	**702**	**36.9**	**297**	**273**	**215**	**67**	**116**	**1339**	**70.5**
Georgia Tech		1327		497-1170	.425	134-414	.324	199-288	.691	216	476	692	36.4	309	262	222	80	115	1327	69.8

Opponents Averages

Games Played	Points/ game	FG Pct	3FG Pct	FT Pct	Rebounds/ game	Assists/ game	Turnovers/ game	Assist/Turnover ratio	Steals/ game	Blocks/ game
19	70.5	43.1	29.2	67.5	36.9	14.4	11.3	1.3	6.1	3.5

2022-23 Georgia Tech Men's Basketball
Individual Game-by-Game
All games

#0 TERRY, Lance

				Total		3-Pointers		Free throws		Rebounds										
Opponent	Date	GS	MIN	FG-FGA	PCT	3FG-3FGA	PCT	FT-FTA	PCT	OFF	DEF	TOT	AVG	PF	A	TO	BLK	STL	PTS	AVG
Clayton St.	11/07/2022	*	23:54	5-10	.500	4-8	.500	2-2	1.000	0	0	0	0.0	1	1	0	0	1	16	16.0
at Georgia St.	11/12/2022	*	30:22	2-4	.500	0-0	.000	0-0	.000	0	5	5	2.5	1	1	2	0	0	4	10.0
NIU	11/17/2022	*	26:52	1-5	.200	0-1	.000	0-0	.000	0	4	4	3.0	1	1	0	0	2	2	7.3
vs Utah	11/21/2022	*	26:41	0-5	.000	0-2	.000	0-0	.000	0	2	2	2.8	2	0	0	0	1	0	5.5
vs Marquette	11/23/2022	*	26:25	2-7	.286	2-4	.500	0-0	.000	0	0	0	2.2	2	0	0	0	0	6	5.6
North Ala.	11/26/2022		24:03	4-6	.667	2-4	.500	2-2	1.000	1	3	4	2.5	3	3	1	0	1	12	6.7
at Iowa	11/29/2022		18:05	1-6	.167	0-4	.000	0-0	.000	0	2	2	2.4	1	2	0	0	0	2	6.0
Northeastern	12/02/2022		19:52	5-6	.833	0-1	.000	1-1	1.000	1	4	5	2.8	1	0	1	0	1	11	6.6
Georgia	12/06/2022		20:25	3-6	.500	0-2	.000	2-2	1.000	0	0	0	2.4	0	1	0	1	0	8	6.8
at North Carolina	12/10/2022		24:32	3-8	.375	2-6	.333	1-2	.500	0	2	2	2.4	2	1	0	1	0	9	7.0
Alabama St.	12/17/2022		21:07	5-6	.833	2-3	.667	1-1	1.000	0	3	3	2.5	1	1	1	0	0	13	7.5
Clemson	12/21/2022		18:25	1-4	.250	0-2	.000	0-0	.000	0	0	0	2.3	2	2	0	0	0	2	7.1
Virginia	12/31/2022	*	27:38	2-5	.400	1-2	.500	2-2	1.000	1	1	2	2.2	3	1	2	0	0	7	7.1
Miami (FL)	01/04/2023	*	40:00	8-13	.615	4-5	.800	4-6	.667	2	4	6	2.5	2	0	2	1	1	24	8.3
at Florida St.	01/07/2023	*	37:42	6-15	.400	3-6	.500	2-2	1.000	0	5	5	2.7	2	0	0	0	3	17	8.9
at Notre Dame	01/10/2023	*	34:55	1-9	.111	0-4	.000	2-2	1.000	0	2	2	2.6	3	1	0	0	1	4	8.6
Pittsburgh	01/14/2023	*	26:16	1-6	.167	0-2	.000	0-0	.000	0	2	2	2.6	4	1	0	0	0	2	8.2
NC State	01/17/2023		18:47	3-9	.333	1-5	.200	2-3	.667	1	2	3	2.6	1	2	1	0	1	9	8.2
Totals		**10**	**466:01**	**53-130**	**.408**	**21-61**	**.344**	**21-25**	**.840**	**6**	**41**	**47**	**2.6**	**32**	**18**	**10**	**3**	**12**	**148**	**8.2**

Player Averages

Games Played	Minutes/ game	Points/ game	FG Pct	3FG Pct	FT Pct	Rebounds/ game	Assists/ game	Turnovers/ game	Assist/Turnover ratio	Steals/ game	Blocks/ game
18	25.9	8.2	40.8	34.4	84.0	2.6	1.0	0.6	1.8	0.7	0.2

#1 STURDIVANT, Kyle

				Total		3-Pointers		Free throws		Rebounds										
Opponent	Date	GS	MIN	FG-FGA	PCT	3FG-3FGA	PCT	FT-FTA	PCT	OFF	DEF	TOT	AVG	PF	A	TO	BLK	STL	PTS	AVG
Clayton St.	11/07/2022	*	26:05	2-6	.333	0-0	.000	6-8	.750	1	1	2	2.0	2	5	2	0	2	10	10.0
at Georgia St.	11/12/2022	*	17:38	2-5	.400	0-0	.000	1-4	.250	0	3	3	2.5	1	0	2	0	1	5	7.5
NIU	11/17/2022	*	20:41	2-6	.333	1-1	1.000	1-2	.500	0	2	2	2.3	1	4	3	0	1	6	7.0
vs Utah	11/21/2022	*	16:10	3-6	.500	1-3	.333	0-0	.000	0	1	1	2.0	2	3	0	0	1	7	7.0
vs Marquette	11/23/2022	*	24:45	4-8	.500	2-4	.500	0-0	.000	0	2	2	2.0	2	2	1	1	1	10	7.6
North Ala.	11/26/2022		18:21	2-6	.333	1-4	.250	0-1	.000	0	0	0	1.7	0	0	4	0	1	5	7.2
at Iowa	11/29/2022		13:18	1-5	.200	1-2	.500	0-0	.000	0	1	1	1.6	3	1	0	0	1	3	6.6
Northeastern	12/02/2022		14:20	2-9	.222	1-3	.333	2-4	.500	0	0	0	1.4	2	2	1	0	0	7	6.6
Georgia	12/06/2022		07:14	2-5	.400	0-2	.000	0-0	.000	0	1	1	1.3	0	1	0	0	0	4	6.3
at North Carolina	12/10/2022		15:51	0-6	.000	0-3	.000	1-2	.500	0	2	2	1.4	0	3	1	0	0	1	5.8
Alabama St.	12/17/2022	*	24:03	5-10	.500	3-4	.750	0-0	.000	0	8	8	2.0	2	7	1	1	0	13	6.5
Clemson	12/21/2022	*	21:32	6-10	.600	1-4	.250	1-2	.500	0	1	1	1.9	3	0	2	0	0	14	7.1
Virginia	12/31/2022	*	29:40	1-4	.250	0-2	.000	0-0	.000	0	2	2	1.9	2	8	5	0	1	2	6.7
Miami (FL)	01/04/2023		08:03	0-2	.000	0-2	.000	0-0	.000	0	1	1	1.9	2	0	1	0	0	0	6.2
at Florida St.	01/07/2023		04:50	0-1	.000	0-1	.000	0-0	.000	0	0	0	1.7	0	2	2	0	0	0	5.8
at Notre Dame	01/10/2023		18:39	7-12	.583	2-3	.667	2-2	1.000	0	2	2	1.8	2	1	0	0	1	18	6.6
Pittsburgh	01/14/2023		20:11	2-7	.286	1-4	.250	0-0	.000	1	1	2	1.8	0	5	1	0	0	5	6.5
NC State	01/17/2023	*	29:37	3-9	.333	1-3	.333	2-3	.667	0	5	5	1.9	4	3	1	0	2	9	6.6
Syracuse	01/21/2023		18:42	3-8	.375	1-6	.167	0-0	.000	0	1	1	1.9	2	2	3	0	0	7	6.6
Totals		**9**	**349:39**	**47-125**	**.376**	**16-51**	**.314**	**16-28**	**.571**	**2**	**34**	**36**	**1.9**	**30**	**49**	**30**	**2**	**12**	**126**	**6.6**

Player Averages

Games Played	Minutes/ game	Points/ game	FG Pct	3FG Pct	FT Pct	Rebounds/ game	Assists/ game	Turnovers/ game	Assist/Turnover ratio	Steals/ game	Blocks/ game
19	18.4	6.6	37.6	31.4	57.1	1.9	2.6	1.6	1.6	0.6	0.1

#3 COLEMAN, Dallan "Deebo"

				Total		3-Pointers		Free throws		Rebounds										
Opponent	Date	GS	MIN	FG-FGA	PCT	3FG-3FGA	PCT	FT-FTA	PCT	OFF	DEF	TOT	AVG	PF	A	TO	BLK	STL	PTS	AVG
Clayton St.	11/07/2022	*	27:31	4-6	.667	1-2	.500	0-0	.000	0	4	4	4.0	0	1	1	1	1	9	9.0
at Georgia St.	11/12/2022	*	36:59	3-7	.429	1-2	.500	9-13	.692	2	3	5	4.5	1	1	0	0	0	16	12.5
NIU	11/17/2022	*	29:00	4-8	.500	3-6	.500	1-2	.500	1	5	6	5.0	2	1	1	0	0	12	12.3
vs Utah	11/21/2022	*	34:18	3-11	.273	2-8	.250	3-4	.750	1	2	3	4.5	2	0	2	1	2	11	12.0
vs Marquette	11/23/2022	*	25:31	2-8	.250	2-7	.286	0-0	.000	1	1	2	4.0	3	0	3	0	0	6	10.8
North Ala.	11/26/2022	*	24:38	3-5	.600	2-4	.500	6-6	1.000	0	0	0	3.3	0	0	0	0	0	14	11.3
at Iowa	11/29/2022	*	30:27	4-10	.400	2-6	.333	2-3	.667	0	0	0	2.9	4	0	1	0	0	12	11.4
Northeastern	12/02/2022	*	23:11	3-7	.429	0-3	.000	0-0	.000	0	2	2	2.8	2	0	1	0	0	6	10.8
Georgia	12/06/2022	*	35:06	3-8	.375	1-4	.250	0-2	.000	1	1	2	2.7	3	3	1	0	2	7	10.3
at North Carolina	12/10/2022	*	29:24	4-7	.571	3-5	.600	2-2	1.000	0	1	1	2.5	1	0	1	1	0	13	10.6
Alabama St.	12/17/2022		15:18	2-5	.400	0-1	.000	1-2	.500	0	4	4	2.6	0	2	0	0	2	5	10.1
Clemson	12/21/2022		26:44	2-6	.333	1-5	.200	0-2	.000	0	3	3	2.7	3	0	2	0	0	5	9.7
Virginia	12/31/2022	*	33:54	2-6	.333	1-3	.333	1-2	.500	0	4	4	2.8	3	1	4	0	0	6	9.4
Miami (FL)	01/04/2023	*	36:07	4-13	.308	2-8	.250	4-4	1.000	2	4	6	3.0	4	3	2	0	1	14	9.7
at Florida St.	01/07/2023	*	28:12	4-7	.571	2-5	.400	1-2	.500	1	2	3	3.0	2	3	2	0	1	11	9.8
at Notre Dame	01/10/2023	*	27:11	2-8	.250	0-6	.000	2-2	1.000	0	4	4	3.1	2	1	1	0	0	6	9.6
Pittsburgh	01/14/2023	*	33:36	5-12	.417	3-8	.375	0-0	.000	0	1	1	2.9	4	2	1	0	0	13	9.8
NC State	01/17/2023	*	20:33	2-7	.286	0-4	.000	0-1	.000	0	1	1	2.8	1	1	0	0	0	4	9.4
Syracuse	01/21/2023	*	40:00	6-9	.667	5-8	.625	0-0	.000	0	2	2	2.8	1	2	1	0	0	17	9.8
Totals		**17**	**557:39**	**62-150**	**.413**	**31-95**	**.326**	**32-47**	**.681**	**9**	**44**	**53**	**2.8**	**38**	**21**	**24**	**3**	**9**	**187**	**9.8**

Player Averages

Games Played	Minutes/ game	Points/ game	FG Pct	3FG Pct	FT Pct	Rebounds/ game	Assists/ game	Turnovers/ game	Assist/Turnover ratio	Steals/ game	Blocks/ game
19	29.4	9.8	41.3	32.6	68.1	2.8	1.1	1.3	0.9	0.5	0.2

#4 FRANKLIN, Ja'von

				Total		3-Pointers		Free throws		Rebounds										
Opponent	Date	GS	MIN	FG-FGA	PCT	3FG-3FGA	PCT	FT-FTA	PCT	OFF	DEF	TOT	AVG	PF	A	TO	BLK	STL	PTS	AVG
Clayton St.	11/07/2022		18:30	3-5	.600	0-1	.000	1-1	1.000	1	4	5	5.0	1	2	0	2	0	7	7.0
at Georgia St.	11/12/2022		11:27	1-4	.250	0-0	.000	1-2	.500	1	1	2	3.5	3	0	1	2	0	3	5.0
NIU	11/17/2022		30:09	6-9	.667	0-0	.000	2-2	1.000	5	6	11	6.0	4	2	0	5	0	14	8.0
vs Utah	11/21/2022		31:31	3-7	.429	0-0	.000	5-6	.833	6	2	8	6.5	2	3	0	1	3	11	8.8
vs Marquette	11/23/2022	*	35:23	6-9	.667	0-0	.000	5-6	.833	5	9	14	8.0	3	2	0	2	1	17	10.4
North Ala.	11/26/2022	*	22:39	2-2	1.000	0-0	.000	0-0	.000	1	3	4	7.3	2	3	2	4	1	4	9.3
at Iowa	11/29/2022	*	29:18	2-6	.333	0-0	.000	3-3	1.000	2	5	7	7.3	3	4	2	1	1	7	9.0
Northeastern	12/02/2022	*	22:48	3-6	.500	0-0	.000	1-2	.500	2	3	5	7.0	1	3	2	1	3	7	8.8
Georgia	12/06/2022	*	27:11	4-6	.667	0-0	.000	5-6	.833	4	5	9	7.2	2	1	1	2	2	13	9.2
at North Carolina	12/10/2022	*	06:26	0-1	.000	0-0	.000	0-0	.000	0	0	0	6.5	1	1	0	0	0	0	8.3
Clemson	12/21/2022		14:25	3-6	.500	0-1	.000	1-1	1.000	0	0	0	5.9	2	0	1	2	1	7	8.2
Virginia	12/31/2022		22:20	5-9	.556	0-0	.000	1-4	.250	5	4	9	6.2	2	0	1	0	1	11	8.4
Miami (FL)	01/04/2023		13:51	0-1	.000	0-0	.000	0-0	.000	1	1	2	5.8	2	1	2	0	0	0	7.8
at Florida St.	01/07/2023		18:07	3-4	.750	0-0	.000	0-0	.000	1	2	3	5.6	1	0	0	0	1	6	7.6
at Notre Dame	01/10/2023	*	44:57	5-7	.714	0-0	.000	2-4	.500	6	6	12	6.1	1	3	0	4	1	12	7.9
Pittsburgh	01/14/2023		06:22	1-2	.500	0-0	.000	0-0	.000	1	0	1	5.8	1	0	0	0	0	2	7.6
NC State	01/17/2023		18:59	2-4	.500	0-0	.000	1-1	1.000	4	1	5	5.7	0	0	0	0	1	5	7.4
Syracuse	01/21/2023		17:46	1-1	1.000	0-0	.000	0-0	.000	0	2	2	5.5	3	2	3	1	0	2	7.1
Totals		**7**	**392:09**	**50-89**	**.562**	**0-2**	**.000**	**28-38**	**.737**	**45**	**54**	**99**	**5.5**	**34**	**27**	**15**	**27**	**16**	**128**	**7.1**

Player Averages

Games Played	Minutes/ game	Points/ game	FG Pct	3FG Pct	FT Pct	Rebounds/ game	Assists/ game	Turnovers/ game	Assist/Turnover ratio	Steals/ game	Blocks/ game
18	21.8	7.1	56.2	0.0	73.7	5.5	1.5	0.8	1.8	0.9	1.5

#5 SMITH, Deivon

				Total		3-Pointers		Free throws		Rebounds										
Opponent	Date	GS	MIN	FG-FGA	PCT	3FG-3FGA	PCT	FT-FTA	PCT	OFF	DEF	TOT	AVG	PF	A	TO	BLK	STL	PTS	AVG
Clayton St.	11/07/2022	*	24:52	5-12	.417	0-0	.000	0-0	.000	0	7	7	7.0	1	1	2	0	2	10	10.0
at Georgia St.	11/12/2022	*	22:40	3-7	.429	0-1	.000	1-1	1.000	1	3	4	5.5	2	2	1	0	3	7	8.5
NIU	11/17/2022	*	25:04	4-10	.400	0-1	.000	3-5	.600	2	7	9	6.7	0	6	1	3	1	11	9.3
vs Utah	11/21/2022	*	31:27	6-13	.462	0-1	.000	3-7	.429	5	1	6	6.5	3	4	1	0	2	15	10.8
vs Marquette	11/23/2022	*	25:52	3-9	.333	0-1	.000	0-0	.000	1	5	6	6.4	4	2	3	1	2	6	9.8
North Ala.	11/26/2022	*	25:56	7-12	.583	1-3	.333	1-3	.333	1	3	4	6.0	0	4	1	1	2	16	10.8
at Iowa	11/29/2022	*	33:05	5-13	.385	0-1	.000	0-0	.000	3	5	8	6.3	3	4	2	0	1	10	10.7
Northeastern	12/02/2022	*	19:25	3-5	.600	0-1	.000	0-1	.000	0	4	4	6.0	1	3	0	0	1	6	10.1
Georgia	12/06/2022	*	28:26	4-10	.400	1-3	.333	1-1	1.000	2	3	5	5.9	1	6	3	1	1	10	10.1
at North Carolina	12/10/2022	*	22:52	0-5	.000	0-2	.000	0-0	.000	0	4	4	5.7	0	3	0	1	1	0	9.1
Alabama St.	12/17/2022		14:09	1-5	.200	0-0	.000	0-0	.000	0	2	2	5.4	1	3	0	0	0	2	8.5
Clemson	12/21/2022		17:07	1-5	.200	0-0	.000	2-2	1.000	0	4	4	5.3	0	2	0	0	1	4	8.1
Virginia	12/31/2022		08:26	0-0	.000	0-0	.000	0-0	.000	0	1	1	4.9	3	0	3	1	0	0	7.5
Miami (FL)	01/04/2023		21:06	2-5	.400	0-0	.000	0-0	.000	2	5	7	5.1	0	5	0	0	0	4	7.2
at Florida St.	01/07/2023		22:41	3-8	.375	0-2	.000	1-2	.500	1	6	7	5.2	2	6	3	0	0	7	7.2
at Notre Dame	01/10/2023		36:10	7-12	.583	2-4	.500	0-0	.000	2	8	10	5.5	4	7	4	1	0	16	7.8
Pittsburgh	01/14/2023		30:54	6-14	.429	3-6	.500	0-1	.000	3	8	11	5.8	1	1	3	0	0	15	8.2
NC State	01/17/2023		17:30	2-6	.333	0-1	.000	0-4	.000	2	2	4	5.7	2	2	0	1	0	4	7.9
Syracuse	01/21/2023	*	33:47	4-11	.364	1-6	.167	0-0	.000	0	4	4	5.6	2	7	1	2	2	9	8.0
Totals		**11**	**461:29**	**66-162**	**.407**	**8-33**	**.242**	**12-27**	**.444**	**25**	**82**	**107**	**5.6**	**30**	**68**	**28**	**12**	**19**	**152**	**8.0**

Player Averages

Games Played	Minutes/ game	Points/ game	FG Pct	3FG Pct	FT Pct	Rebounds/ game	Assists/ game	Turnovers/ game	Assist/Turnover ratio	Steals/ game	Blocks/ game
19	24.3	8.0	40.7	24.2	44.4	5.6	3.6	1.5	2.4	1.0	0.6

#10 MARTYNOV, Cyril

				Total		3-Pointers		Free throws		Rebounds										
Opponent	Date	GS	MIN	FG-FGA	PCT	3FG-3FGA	PCT	FT-FTA	PCT	OFF	DEF	TOT	AVG	PF	A	TO	BLK	STL	PTS	AVG
Clayton St.	11/07/2022		01:59	0-0	.000	0-0	.000	1-2	.500	1	0	1	1.0	0	0	1	0	0	1	1.0
North Ala.	11/26/2022		02:15	1-1	1.000	0-0	.000	0-0	.000	0	1	1	1.0	0	0	1	0	0	2	1.5
Northeastern	12/02/2022		01:33	0-1	.000	0-0	.000	0-0	.000	1	1	2	1.3	0	0	0	0	0	0	1.0
Alabama St.	12/17/2022		07:41	1-3	.333	0-0	.000	0-0	.000	0	2	2	1.5	1	0	2	0	0	2	1.3
Totals		**0**	**13:28**	**2-5**	**.400**	**0-0**	**.000**	**1-2**	**.500**	**2**	**4**	**6**	**1.5**	**1**	**0**	**4**	**0**	**0**	**5**	**1.3**

Player Averages

Games Played	Minutes/ game	Points/ game	FG Pct	3FG Pct	FT Pct	Rebounds/ game	Assists/ game	Turnovers/ game	Assist/Turnover ratio	Steals/ game	Blocks/ game
4	3.4	1.3	40.0	0.0	50.0	1.5	0.0	1.0	0.0	0.0	0.0

#11 MAXWELL, Tristan

				Total		3-Pointers		Free throws		Rebounds										
Opponent	**Date**	**GS**	**MIN**	**FG-FGA**	**PCT**	**3FG-3FGA**	**PCT**	**FT-FTA**	**PCT**	**OFF**	**DEF**	**TOT**	**AVG**	**PF**	**A**	**TO**	**BLK**	**STL**	**PTS**	**AVG**
Clayton St.	11/07/2022		16:21	1-6	.167	0-3	.000	2-2	1.000	0	1	1	1.0	2	2	0	0	0	4	4.0
at Georgia St.	11/12/2022		08:46	0-3	.000	0-2	.000	2-2	1.000	1	1	2	1.5	1	0	0	0	0	2	3.0
NIU	11/17/2022		11:40	1-6	.167	0-2	.000	0-0	.000	0	2	2	1.7	1	0	0	0	1	2	2.7
vs Utah	11/21/2022		13:55	4-7	.571	1-2	.500	0-0	.000	0	0	0	1.3	1	2	0	0	1	9	4.3
vs Marquette	11/23/2022		16:17	0-7	.000	0-1	.000	0-0	.000	1	1	2	1.4	2	0	0	0	0	0	3.4
at Iowa	11/29/2022		08:33	0-4	.000	0-2	.000	0-0	.000	0	0	0	1.2	1	1	0	0	0	0	2.8
Northeastern	12/02/2022		09:29	0-1	.000	0-0	.000	0-0	.000	0	1	1	1.1	0	0	0	0	0	0	2.4
at North Carolina	12/10/2022		06:18	0-2	.000	0-0	.000	0-0	.000	0	1	1	1.1	2	0	0	0	1	0	2.1
Alabama St.	12/17/2022	*	23:40	6-11	.545	5-8	.625	1-2	.500	0	0	0	1.0	1	4	1	1	0	18	3.9
Clemson	12/21/2022	*	12:29	0-2	.000	0-2	.000	0-0	.000	0	0	0	0.9	0	1	0	0	1	0	3.5
at Florida St.	01/07/2023		03:36	0-2	.000	0-1	.000	0-0	.000	0	2	2	1.0	0	0	1	0	0	0	3.2
at Notre Dame	01/10/2023		11:01	1-5	.200	1-3	.333	0-0	.000	0	2	2	1.1	2	0	1	0	0	3	3.2
Pittsburgh	01/14/2023		11:26	3-6	.500	2-2	1.000	0-1	.000	0	1	1	1.1	0	2	0	0	0	8	3.5
NC State	01/17/2023		02:12	0-1	.000	0-0	.000	0-0	.000	0	0	0	1.0	1	0	1	0	0	0	3.3
Totals		**2**	**155:43**	**16-63**	**.254**	**9-28**	**.321**	**5-7**	**.714**	**2**	**12**	**14**	**1.0**	**14**	**12**	**4**	**1**	**4**	**46**	**3.3**

Player Averages

Games Played	Minutes/ game	Points/ game	FG Pct	3FG Pct	FT Pct	Rebounds/ game	Assists/ game	Turnovers/ game	Assist/Turnover ratio	Steals/ game	Blocks/ game
14	11.1	3.3	25.4	32.1	71.4	1.0	0.9	0.3	3.0	0.3	0.1

#12 BAGATSKIS, Freds Pauls

				Total		3-Pointers		Free throws		Rebounds										
Opponent	**Date**	**GS**	**MIN**	**FG-FGA**	**PCT**	**3FG-3FGA**	**PCT**	**FT-FTA**	**PCT**	**OFF**	**DEF**	**TOT**	**AVG**	**PF**	**A**	**TO**	**BLK**	**STL**	**PTS**	**AVG**
Clayton St.	11/07/2022		01:59	0-0	.000	0-0	.000	0-0	.000	0	0	0	0.0	0	0	0	0	0	0	0.0
vs Marquette	11/23/2022		03:03	1-1	1.000	1-1	1.000	0-0	.000	0	0	0	0.0	0	0	0	0	0	3	1.5
North Ala.	11/26/2022		02:15	0-0	.000	0-0	.000	0-0	.000	0	0	0	0.0	0	0	0	0	0	0	1.0
Alabama St.	12/17/2022		05:03	0-1	.000	0-1	.000	0-0	.000	0	0	0	0.0	1	0	0	0	0	0	0.8
Totals		**0**	**12:20**	**1-2**	**.500**	**1-2**	**.500**	**0-0**	**.000**	**0**	**0**	**0**	**0.0**	**1**	**0**	**0**	**0**	**0**	**3**	**0.8**

Player Averages

Games Played	Minutes/ game	Points/ game	FG Pct	3FG Pct	FT Pct	Rebounds/ game	Assists/ game	Turnovers/ game	Assist/Turnover ratio	Steals/ game	Blocks/ game
4	3.1	0.8	50.0	50.0	0.0	0.0	0.0	0.0	0.0	0.0	0.0

#13 KELLY, Miles

				Total		3-Pointers		Free throws		Rebounds										
Opponent	Date	GS	MIN	FG-FGA	PCT	3FG-3FGA	PCT	FT-FTA	PCT	OFF	DEF	TOT	AVG	PF	A	TO	BLK	STL	PTS	AVG
Clayton St.	11/07/2022		20:02	4-7	.571	2-3	.667	0-2	.000	0	3	3	3.0	4	2	0	0	0	10	10.0
at Georgia St.	11/12/2022		29:03	6-13	.462	2-3	.667	1-1	1.000	0	1	1	2.0	1	0	1	0	0	15	12.5
NIU	11/17/2022		30:18	5-15	.333	1-7	.143	2-2	1.000	0	2	2	2.0	2	0	1	0	1	13	12.7
vs Utah	11/21/2022		27:00	4-14	.286	1-7	.143	0-1	.000	1	3	4	2.5	1	0	0	0	2	9	11.8
vs Marquette	11/23/2022		25:06	2-10	.200	0-3	.000	4-4	1.000	1	2	3	2.6	0	1	3	0	0	8	11.0
North Ala.	11/26/2022	*	29:36	5-8	.625	0-2	.000	2-2	1.000	0	6	6	3.2	3	3	3	0	2	12	11.2
at Iowa	11/29/2022	*	35:15	8-14	.571	4-8	.500	1-2	.500	1	3	4	3.3	2	1	3	0	0	21	12.6
Northeastern	12/02/2022	*	30:05	5-9	.556	4-5	.800	2-2	1.000	1	3	4	3.4	2	0	2	0	0	16	13.0
Georgia	12/06/2022	*	37:34	5-13	.385	3-7	.429	4-4	1.000	1	4	5	3.6	2	2	0	0	1	17	13.4
at North Carolina	12/10/2022	*	32:58	6-12	.500	3-8	.375	0-0	.000	0	4	4	3.6	2	0	2	0	3	15	13.6
Alabama St.	12/17/2022	*	24:42	4-9	.444	2-6	.333	0-0	.000	0	2	2	3.5	1	3	0	0	1	10	13.3
Clemson	12/21/2022	*	31:39	5-12	.417	3-7	.429	4-4	1.000	0	5	5	3.6	2	1	1	1	0	17	13.6
Virginia	12/31/2022		28:19	6-13	.462	5-9	.556	3-3	1.000	0	1	1	3.4	2	0	3	0	2	20	14.1
Miami (FL)	01/04/2023	*	35:08	5-17	.294	3-9	.333	7-7	1.000	0	4	4	3.4	2	1	2	0	0	20	14.5
at Florida St.	01/07/2023	*	32:29	6-14	.429	4-8	.500	0-0	.000	0	2	2	3.3	2	2	4	0	0	16	14.6
at Notre Dame	01/10/2023	*	39:06	3-10	.300	3-7	.429	2-2	1.000	1	2	3	3.3	2	1	4	0	3	11	14.4
Pittsburgh	01/14/2023	*	27:21	2-10	.200	2-5	.400	0-0	.000	1	2	3	3.3	3	3	2	0	0	6	13.9
NC State	01/17/2023	*	31:28	4-13	.308	0-6	.000	1-2	.500	1	0	1	3.2	4	2	3	0	2	9	13.6
Syracuse	01/21/2023	*	36:23	5-14	.357	3-11	.273	0-0	.000	0	4	4	3.2	4	4	2	0	1	13	13.6
Totals		**13**	**583:32**	**90-227**	**.396**	**45-121**	**.372**	**33-38**	**.868**	**8**	**53**	**61**	**3.2**	**41**	**26**	**36**	**1**	**18**	**258**	**13.6**

Player Averages

Games Played	Minutes/ game	Points/ game	FG Pct	3FG Pct	FT Pct	Rebounds/ game	Assists/ game	Turnovers/ game	Assist/Turnover ratio	Steals/ game	Blocks/ game
19	30.7	13.6	39.6	37.2	86.8	3.2	1.4	1.9	0.7	0.9	0.1

#14 MOORE, Jalon

				Total		3-Pointers		Free throws		Rebounds										
Opponent	Date	GS	MIN	FG-FGA	PCT	3FG-3FGA	PCT	FT-FTA	PCT	OFF	DEF	TOT	AVG	PF	A	TO	BLK	STL	PTS	AVG
Clayton St.	11/07/2022		17:19	4-6	.667	0-2	.000	3-5	.600	3	6	9	9.0	2	0	2	2	0	11	11.0
at Georgia St.	11/12/2022		18:36	2-4	.500	0-0	.000	3-4	.750	2	5	7	8.0	4	0	1	1	2	7	9.0
NIU	11/17/2022		17:25	3-8	.375	0-0	.000	0-0	.000	2	4	6	7.3	2	0	3	2	0	6	8.0
vs Utah	11/21/2022		13:19	1-4	.250	0-0	.000	0-2	.000	1	1	2	6.0	3	0	1	1	1	2	6.5
vs Marquette	11/23/2022		13:01	1-5	.200	0-2	.000	0-0	.000	0	2	2	5.2	1	0	1	1	0	2	5.6
North Ala.	11/26/2022	*	31:55	6-11	.545	0-2	.000	1-2	.500	2	6	8	5.7	1	1	1	0	1	13	6.8
at Iowa	11/29/2022	*	28:57	4-5	.800	0-0	.000	2-2	1.000	4	4	8	6.0	3	0	2	0	3	10	7.3
Northeastern	12/02/2022	*	38:11	3-10	.300	0-3	.000	10-10	1.000	4	5	9	6.4	3	2	0	3	0	16	8.4
Georgia	12/06/2022	*	32:30	5-11	.455	0-1	.000	2-4	.500	1	1	2	5.9	1	0	1	1	1	12	8.8
at North Carolina	12/10/2022	*	28:05	6-10	.600	1-2	.500	2-2	1.000	0	5	5	5.8	4	1	2	1	2	15	9.4
Alabama St.	12/17/2022	*	25:24	5-8	.625	0-0	.000	5-6	.833	4	3	7	5.9	0	2	0	3	2	15	9.9
Clemson	12/21/2022	*	32:06	5-10	.500	0-2	.000	2-5	.400	5	4	9	6.2	3	4	3	2	1	12	10.1
Virginia	12/31/2022	*	21:49	0-2	.000	0-0	.000	2-2	1.000	0	1	1	5.8	0	0	1	0	1	2	9.5
Miami (FL)	01/04/2023	*	19:36	4-7	.571	0-0	.000	2-2	1.000	2	4	6	5.8	2	2	3	0	1	10	9.5
at Florida St.	01/07/2023	*	22:21	1-4	.250	0-1	.000	5-6	.833	2	3	5	5.7	1	0	1	0	0	7	9.3
Pittsburgh	01/14/2023	*	10:16	1-3	.333	1-2	.500	0-0	.000	0	2	2	5.5	1	0	2	1	0	3	8.9
NC State	01/17/2023	*	32:09	8-14	.571	0-2	.000	1-3	.333	4	4	8	5.6	2	1	1	1	2	17	9.4
Syracuse	01/21/2023	*	26:40	4-13	.308	0-0	.000	3-6	.500	2	3	5	5.6	4	2	3	1	0	11	9.5
Totals		**13**	**429:39**	**63-135**	**.467**	**2-19**	**.105**	**43-61**	**.705**	**38**	**63**	**101**	**5.6**	**37**	**15**	**28**	**20**	**17**	**171**	**9.5**

Player Averages

Games Played	Minutes/ game	Points/ game	FG Pct	3FG Pct	FT Pct	Rebounds/ game	Assists/ game	Turnovers/ game	Assist/Turnover ratio	Steals/ game	Blocks/ game
18	23.9	9.5	46.7	10.5	70.5	5.6	0.8	1.6	0.5	0.9	1.1

#23 MEKA, Jordan

				Total		3-Pointers		Free throws		Rebounds										
Opponent	**Date**	**GS**	**MIN**	**FG-FGA**	**PCT**	**3FG-3FGA**	**PCT**	**FT-FTA**	**PCT**	**OFF**	**DEF**	**TOT**	**AVG**	**PF**	**A**	**TO**	**BLK**	**STL**	**PTS**	**AVG**
at Georgia St.	11/12/2022		00:25	0-0	.000	0-0	.000	0-0	.000	0	0	0	0.0	0	0	0	0	0	0	0.0
at Iowa	11/29/2022		03:02	0-1	.000	0-0	.000	0-0	.000	0	0	0	0.0	1	0	0	0	0	0	0.0
Northeastern	12/02/2022		05:06	0-2	.000	0-0	.000	0-0	.000	2	1	3	1.0	0	0	0	0	0	0	0.0
at North Carolina	12/10/2022		08:09	0-0	.000	0-0	.000	0-0	.000	0	1	1	1.0	4	0	0	1	1	0	0.0
Alabama St.	12/17/2022		16:35	2-3	.667	0-0	.000	0-0	.000	1	3	4	1.6	5	0	0	2	0	4	0.8
Syracuse	01/21/2023		01:21	0-0	.000	0-0	.000	0-0	.000	1	0	1	1.5	0	0	0	0	0	0	0.7
Totals		**0**	**34:38**	**2-6**	**.333**	**0-0**	**.000**	**0-0**	**.000**	**4**	**5**	**9**	**1.5**	**10**	**0**	**0**	**3**	**1**	**4**	**0.7**

Player Averages

Games Played	Minutes/ game	Points/ game	FG Pct	3FG Pct	FT Pct	Rebounds/ game	Assists/ game	Turnovers/ game	Assist/Turnover ratio	Steals/ game	Blocks/ game
6	5.8	0.7	33.3	0.0	0.0	1.5	0.0	0.0	0.0	0.2	0.5

#24 HOWARD, Rodney

				Total		3-Pointers		Free throws		Rebounds										
Opponent	Date	GS	MIN	FG-FGA	PCT	3FG-3FGA	PCT	FT-FTA	PCT	OFF	DEF	TOT	AVG	PF	A	TO	BLK	STL	PTS	AVG
Clayton St.	11/07/2022	*	19:31	7-13	.538	0-0	.000	1-2	.500	10	3	13	13.0	2	3	3	1	2	15	15.0
at Georgia St.	11/12/2022	*	24:04	0-1	.000	0-0	.000	0-0	.000	0	3	3	8.0	4	3	5	0	1	0	7.5
NIU	11/17/2022	*	08:51	1-2	.500	0-0	.000	0-0	.000	0	0	0	5.3	3	0	0	0	1	2	5.7
vs Utah	11/21/2022	*	05:39	0-2	.000	0-0	.000	0-0	.000	1	1	2	4.5	1	0	0	1	0	0	4.3
vs Marquette	11/23/2022		04:37	1-1	1.000	0-0	.000	0-0	.000	1	1	2	4.0	0	0	1	0	0	2	3.8
North Ala.	11/26/2022		15:06	1-1	1.000	0-0	.000	0-0	.000	1	1	2	3.7	0	2	0	0	0	2	3.5
Northeastern	12/02/2022		12:06	4-7	.571	0-0	.000	4-4	1.000	4	3	7	4.1	2	1	1	0	0	12	4.7
Georgia	12/06/2022		11:35	4-4	1.000	0-0	.000	0-0	.000	0	1	1	3.8	2	0	0	0	0	8	5.1
at North Carolina	12/10/2022		25:25	3-3	1.000	0-0	.000	0-0	.000	1	1	2	3.6	4	1	4	0	0	6	5.2
Alabama St.	12/17/2022	*	18:18	5-6	.833	0-0	.000	1-2	.500	1	10	11	4.3	4	3	0	1	0	11	5.8
Clemson	12/21/2022	*	25:33	2-3	.667	0-0	.000	1-2	.500	0	6	6	4.5	2	0	1	0	0	5	5.7
Virginia	12/31/2022	*	27:54	4-6	.667	0-0	.000	0-0	.000	1	4	5	4.5	1	1	4	0	1	8	5.9
Miami (FL)	01/04/2023	*	26:09	2-3	.667	0-0	.000	0-0	.000	2	6	8	4.8	3	3	3	1	0	4	5.8
at Florida St.	01/07/2023	*	30:02	0-2	.000	0-0	.000	0-0	.000	4	0	4	4.7	2	2	0	1	1	0	5.4
at Notre Dame	01/10/2023	*	13:02	1-3	.333	0-0	.000	0-0	.000	2	1	3	4.6	2	0	1	0	1	2	5.1
Pittsburgh	01/14/2023	*	33:38	3-6	.500	0-0	.000	0-1	.000	4	6	10	4.9	2	1	1	1	0	6	5.2
NC State	01/17/2023	*	28:45	4-8	.500	0-0	.000	1-2	.500	4	3	7	5.1	3	5	2	1	0	9	5.4
Syracuse	01/21/2023	*	25:21	2-2	1.000	0-0	.000	0-0	.000	3	1	4	5.0	1	1	1	1	0	4	5.3
Totals		**13**	**355:35**	**44-73**	**.603**	**0-0**	**.000**	**8-13**	**.615**	**39**	**51**	**90**	**5.0**	**38**	**26**	**27**	**8**	**7**	**96**	**5.3**

Player Averages

Games Played	Minutes/ game	Points/ game	FG Pct	3FG Pct	FT Pct	Rebounds/ game	Assists/ game	Turnovers/ game	Assist/Turnover ratio	Steals/ game	Blocks/ game
18	19.8	5.3	60.3	0.0	61.5	5.0	1.4	1.5	1.0	0.4	0.4

2022-23 Georgia Tech Men's Basketball
Player Highs Analysis
All games

Georgia Tech - Individual Game Highs

POINTS	24		Lance Terry vs Miami (FL) (01/04/2023)
	21		Miles Kelly at Iowa (11/29/2022)
	20		Miles Kelly vs Miami (FL) (01/04/2023)
	20		Miles Kelly vs Virginia (12/31/2022)
	18		Kyle Sturdivant at Notre Dame (01/10/2023)
	18		Tristan Maxwell vs Alabama St. (12/17/2022)
FIELD GOALS MADE	8		Jalon Moore vs NC State (01/17/2023)
	8		Lance Terry vs Miami (FL) (01/04/2023)
	8		Miles Kelly at Iowa (11/29/2022)
FIELD GOAL ATTEMPTS	17		Miles Kelly vs Miami (FL) (01/04/2023)
	15		Lance Terry at Florida St. (01/07/2023)
	15		Miles Kelly vs NIU (11/17/2022)
FIELD GOAL PERCENTAGE (min 5 made)	.833	(5-6)	Rodney Howard vs Alabama St. (12/17/2022)
	.833	(5-6)	Lance Terry vs Alabama St. (12/17/2022)
	.833	(5-6)	Lance Terry vs Northeastern (12/02/2022)
3 PT FG MADE	5		Dallan "Deebo" Coleman vs Syracuse (01/21/2023)
	5		Miles Kelly vs Virginia (12/31/2022)
	5		Tristan Maxwell vs Alabama St. (12/17/2022)
3 PT FG ATTEMPTS	11		Miles Kelly vs Syracuse (01/21/2023)
	9		Miles Kelly vs Miami (FL) (01/04/2023)
	9		Miles Kelly vs Virginia (12/31/2022)
3 PT FG PERCENTAGE (min 2 made)	1.000	(2-2)	Tristan Maxwell vs Pittsburgh (01/14/2023)
	.800	(4-5)	Lance Terry vs Miami (FL) (01/04/2023)
	.800	(4-5)	Miles Kelly vs Northeastern (12/02/2022)
FREE THROWS MADE	10		Jalon Moore vs Northeastern (12/02/2022)
	9		Dallan "Deebo" Coleman at Georgia St. (11/12/2022)
FREE THROW ATTEMPTS	13		Dallan "Deebo" Coleman at Georgia St. (11/12/2022)
	10		Jalon Moore vs Northeastern (12/02/2022)
FREE THROW PERCENTAGE (min 3 made)	1.000	(10-10)	Jalon Moore vs Northeastern (12/02/2022)
	1.000	(7-7)	Miles Kelly vs Miami (FL) (01/04/2023)
	1.000	(6-6)	Dallan "Deebo" Coleman vs North Ala. (11/26/2022)
	1.000	(4-4)	Dallan "Deebo" Coleman vs Miami (FL) (01/04/2023)
	1.000	(4-4)	Miles Kelly vs Clemson (12/21/2022)
	1.000	(4-4)	Miles Kelly vs Georgia (12/06/2022)
	1.000	(4-4)	Rodney Howard vs Northeastern (12/02/2022)
	1.000	(4-4)	Miles Kelly vs Marquette (N) (11/23/2022)
	1.000	(3-3)	Miles Kelly vs Virginia (12/31/2022)
	1.000	(3-3)	Ja'von Franklin at Iowa (11/29/2022)
REBOUNDS	14		Ja'von Franklin vs Marquette (N) (11/23/2022)
	13		Rodney Howard vs Clayton St. (11/07/2022)
ASSISTS	8		Kyle Sturdivant vs Virginia (12/31/2022)
	7		Deivon Smith vs Syracuse (01/21/2023)
	7		Deivon Smith at Notre Dame (01/10/2023)
	7		Kyle Sturdivant vs Alabama St. (12/17/2022)
STEALS	3		Miles Kelly at Notre Dame (01/10/2023)
	3		Lance Terry at Florida St. (01/07/2023)
	3		Miles Kelly at North Carolina (12/10/2022)
	3		Ja'von Franklin vs Northeastern (12/02/2022)
	3		Jalon Moore at Iowa (11/29/2022)
	3		Ja'von Franklin vs Utah (N) (11/21/2022)
	3		Deivon Smith at Georgia St. (11/12/2022)
BLOCKED SHOTS	5		Ja'von Franklin vs NIU (11/17/2022)
	4		Ja'von Franklin at Notre Dame (01/10/2023)
	4		Ja'von Franklin vs North Ala. (11/26/2022)

Opponent - Individual Game Highs

POINTS	31		Kris Murray at Iowa (11/29/2022)
	28		Joseph Girard III vs Syracuse (01/21/2023)
	25		Terquavion Smith vs NC State (01/17/2023)
	25		PJ Hall vs Clemson (12/21/2022)
	23		Ja'Heim Hudson at Georgia St. (11/12/2022)
FIELD GOALS MADE	12		PJ Hall vs Clemson (12/21/2022)
	11		Joseph Girard III vs Syracuse (01/21/2023)
	11		Kris Murray at Iowa (11/29/2022)
FIELD GOAL ATTEMPTS	21		Joseph Girard III vs Syracuse (01/21/2023)
	19		Brian Coffey II vs Clayton St. (11/07/2022)
FIELD GOAL PERCENTAGE (min 5 made)	1.000	(5-5)	Bryson Dawkins vs North Ala. (11/26/2022)
	.889	(8-9)	Maliq Brown vs Syracuse (01/21/2023)
3 PT FG MADE	6		Joseph Girard III vs Syracuse (01/21/2023)
	4		Terquavion Smith vs NC State (01/17/2023)
	4		Darin Green Jr. at Florida St. (01/07/2023)
	4		Kris Murray at Iowa (11/29/2022)
	4		Kam Jones vs Marquette (N) (11/23/2022)
3 PT FG ATTEMPTS	12		Nijel Pack vs Miami (FL) (01/04/2023)
	11		Terquavion Smith vs NC State (01/17/2023)
	11		Darin Green Jr. at Florida St. (01/07/2023)
3 PT FG PERCENTAGE (min 2 made)	1.000	(2-2)	Jailyn Ingram vs Georgia (12/06/2022)
	1.000	(2-2)	Mardrez McBride vs Georgia (12/06/2022)
	1.000	(2-2)	Branden Carlson vs Utah (N) (11/21/2022)
FREE THROWS MADE	9		Jarkel Joiner vs NC State (01/17/2023)
	8		Masai Troutman vs Northeastern (12/02/2022)
FREE THROW ATTEMPTS	12		Masai Troutman vs Northeastern (12/02/2022)
	10		Filip Rebraca at Iowa (11/29/2022)
FREE THROW PERCENTAGE (min 3 made)	1.000	(9-9)	Jarkel Joiner vs NC State (01/17/2023)
	1.000	(7-7)	Jamarius Burton vs Pittsburgh (01/14/2023)
	1.000	(5-5)	Kadin Shedrick vs Virginia (12/31/2022)
	1.000	(5-5)	Marco Anthony vs Utah (N) (11/21/2022)
	1.000	(4-4)	Casey Morsell vs NC State (01/17/2023)
	1.000	(4-4)	Nike Sibande vs Pittsburgh (01/14/2023)
	1.000	(4-4)	Pete Nance at North Carolina (12/10/2022)
	1.000	(4-4)	Chase Ross vs Marquette (N) (11/23/2022)
	1.000	(3-3)	Brevin Galloway vs Clemson (12/21/2022)
	1.000	(3-3)	Kam Jones vs Marquette (N) (11/23/2022)
REBOUNDS	20		Kris Murray at Iowa (11/29/2022)
	15		Zarique Nutter vs NIU (11/17/2022)
ASSISTS	8		Kihei Clark vs Virginia (12/31/2022)
	7		Joseph Girard III vs Syracuse (01/21/2023)
	7		Caleb Mills at Florida St. (01/07/2023)
	7		Terry Roberts vs Georgia (12/06/2022)
STEALS	6		Wooga Poplar vs Miami (FL) (01/04/2023)
	5		Armaan Franklin vs Virginia (12/31/2022)
BLOCKED SHOTS	5		Oso Ighodaro vs Marquette (N) (11/23/2022)
	3		Jesse Edwards vs Syracuse (01/21/2023)
	3		Casey Morsell vs NC State (01/17/2023)
	3		Federiko Federiko vs Pittsburgh (01/14/2023)
TURNOVERS	5		D.J. Burns Jr. vs NC State (01/17/2023)
	5		Terry Roberts vs Georgia (12/06/2022)
	5		Filip Rebraca at Iowa (11/29/2022)
	5		David Coit vs NIU (11/17/2022)
	5		Brian Coffey II vs Clayton St. (11/07/2022)

BAGATSKIS, Freds pauls

				Field Goals		3-Point		F-Throws		Rebounds									Scoring	
SEASON	TEAM	GP-GS	MIN/AVG	FG-FGA	FG%	3FG-3FGA	3FG%	FT-FTA	FT%	OFF	DEF	TOT	AVG	PF-FO	A	TO	BLK	STL	PTS	AVG
2022-23	GaTech	4-0	12/3.1	1-2	.500	1-2	.500	0-0	.000	0	0	0	0.0	1-0	0	0	0	0	3	0.8
TOTAL		**4-0**	**12/3.1**	**1-2**	**.500**	**1-2**	**.500**	**0-0**	**.000**	**0**	**0**	**0**	**0.0**	**1-0**	**0**	**0**	**0**	**0**	**3**	**0.8**

Single Game Highs

Statistic	Value	
Points	3	vs Marquette 11/23/22
FG Made	1	vs Marquette 11/23/22
FG Attempts	1	vs Alabama St. 12/17/22, vs Marquette 11/23/22
3FG Made	1	vs Marquette 11/23/22
3FG Attempts	1	vs Alabama St. 12/17/22, vs Marquette 11/23/22

BOYD, Coleman

				Field Goals		3-Point		F-Throws		Rebounds									Scoring	
SEASON	TEAM	GP-GS	MIN/AVG	FG-FGA	FG%	3FG-3FGA	3FG%	FT-FTA	FT%	OFF	DEF	TOT	AVG	PF-FO	A	TO	BLK	STL	PTS	AVG
2019-20	GaTech	4-0	7/1.8	2-5	.400	1-4	.250	0-0	.000	0	2	2	0.5	1-0	3	0	0	1	5	1.3
2020-21	GaTech	2-0	2/1.0	0-0	.000	0-0	.000	0-0	.000	0	0	0	0.0	0-0	0	0	0	0	0	0.0
2021-22	GaTech	1-0	1/1.3	0-0	.000	0-0	.000	0-0	.000	0	0	0	0.0	0-0	1	0	0	0	0	0.0
2022-23	GaTech	4-0	5/1.2	1-3	.333	1-2	.500	0-0	.000	0	0	0	0.0	0-0	0	1	0	0	3	0.8
TOTAL		**11-0**	**15/1.4**	**3-8**	**.375**	**2-6**	**.333**	**0-0**	**.000**	**0**	**2**	**2**	**0.2**	**1-0**	**4**	**1**	**0**	**1**	**8**	**0.7**

Single Game Highs

Statistic	Value	
Points	3	vs Morehouse 01/28/20, vs Alabama St. 12/17/22
Rebounds	1	vs Elon 11/11/19, vs Virginia Tech 02/04/20
Assists	2	vs Morehouse 01/28/20
Steals	1	vs Morehouse 01/28/20
FG Made	1	vs Morehouse 01/28/20, at Hawaii 12/25/19, vs Alabama St. 12/17/22
FG Attempts	3	vs Morehouse 01/28/20
3FG Made	1	vs Morehouse 01/28/20, vs Alabama St. 12/17/22
3FG Attempts	3	vs Morehouse 01/28/20

COLEMAN, Dallan "deebo"

				Field Goals		3-Point		F-Throws		Rebounds									Scoring	
SEASON	TEAM	GP-GS	MIN/AVG	FG-FGA	FG%	3FG-3FGA	3FG%	FT-FTA	FT%	OFF	DEF	TOT	AVG	PF-FO	A	TO	BLK	STL	PTS	AVG
2021-22	GaTech	31-5	734/23.7	63-161	.391	43-104	.413	23-32	.719	12	46	58	1.9	70-1	19	21	3	28	192	6.2
2022-23	GaTech	19-17	558/29.4	62-150	.413	31-95	.326	32-47	.681	9	44	53	2.8	38-0	21	24	3	9	187	9.8
TOTAL		**50-22**	**1292/25.8**	**125-311**	**.402**	**74-199**	**.372**	**55-79**	**.696**	**21**	**90**	**111**	**2.2**	**108-1**	**40**	**45**	**6**	**37**	**379**	**7.6**

Single Game Highs

Statistic	Value	
Points	19	vs Lamar University 11/15/21
Rebounds	6	vs NIU 11/17/22, vs Miami (FL) 01/04/23
Assists	3	4 times
Steals	3	6 times
Blocks	1	6 times
FG Made	6	vs Lamar University 11/15/21, at Miami (FL) 02/09/22, vs Syracuse 01/21/23
FG Attempts	13	vs Miami (FL) 01/04/23
3FG Made	5	vs Lamar University 11/15/21, vs Syracuse 01/21/23
3FG Attempts	8	4 times
FT Made	9	at Georgia St. 11/12/22
FT Attempts	13	at Georgia St. 11/12/22

DANIELS, Brayden

				Field Goals		3-Point		F-Throws		Rebounds									Scoring	
SEASON	TEAM	GP-GS	MIN/AVG	FG-FGA	FG%	3FG-3FGA	3FG%	FT-FTA	FT%	OFF	DEF	TOT	AVG	PF-FO	A	TO	BLK	STL	PTS	AVG
2021-22	GaTech	1-0	1/1.3	0-0	.000	0-0	.000	0-0	.000	0	0	0	0.0	0-0	0	0	0	0	0	0.0
2022-23	GaTech	4-0	5/1.2	0-0	.000	0-0	.000	0-2	.000	1	1	2	0.5	1-0	0	0	0	0	0	0.0
TOTAL		**5-0**	**6/1.2**	**0-0**	**.000**	**0-0**	**.000**	**0-2**	**.000**	**1**	**1**	**2**	**0.4**	**1-0**	**0**	**0**	**0**	**0**	**0**	**0.0**

Single Game Highs

Statistic	Value	
Rebounds	1	vs Clayton St. 11/07/22, vs Northeastern 12/02/22
FT Attempts	2	vs Northeastern 12/02/22

FRANKLIN, Ja'von

				Field Goals		3-Point		F-Throws		Rebounds									Scoring	
SEASON	TEAM	GP-GS	MIN/AVG	FG-FGA	FG%	3FG-3FGA	3FG%	FT-FTA	FT%	OFF	DEF	TOT	AVG	PF-FO	A	TO	BLK	STL	PTS	AVG
2019-20	AUB	5-0	6/1.2	0-0	.000	0-0	.000	0-0	.000	0	1	1	0.2	0-0	1	1	0	0	0	0.0
2020-21	AUB	23-0	123/5.4	11-29	.379	2-8	.250	5-10	.500	15	22	37	1.6	8-0	4	9	11	3	29	1.3
2021-22	USA	32-31	896/28.0	156-238	.655	0-2	.000	78-122	.639	94	157	251	7.8	77-1	32	43	43	40	390	12.2
2022-23	GaTech	18-7	392/21.8	50-89	.562	0-2	.000	28-38	.737	45	54	99	5.5	34-0	27	15	27	16	128	7.1
TOTAL FOR GaTech		**18-7**	**392/21.8**	**50-89**	**.562**	**0-2**	**.000**	**28-38**	**.737**	**45**	**54**	**99**	**5.5**	**34-0**	**27**	**15**	**27**	**16**	**128**	**7.1**
TOTAL		**78-38**	**1417/18.2**	**217-356**	**.610**	**2-12**	**.167**	**111-170**	**.653**	**154**	**234**	**388**	**5.0**	**119-1**	**64**	**68**	**81**	**59**	**547**	**7.0**

Single Game Highs

Statistic	Value	
Points	28	vs USC Upstate 03/21/22
Rebounds	15	at UT Arlington 12/30/21
Assists	4	vs Southeastern La. 03/16/22, vs Coastal Carolina 03/28/22, at Iowa 11/29/22
Steals	4	at Alabama 11/16/21, vs Southern Miss. 12/01/21, vs Little Rock 03/03/22
Blocks	5	vs NIU 11/17/22
FG Made	10	vs Southern Miss. 12/01/21, vs USC Upstate 03/21/22
FG Attempts	18	vs Coastal Carolina 03/28/22
3FG Made	2	at Arkansas 01/20/21
3FG Attempts	2	at Arkansas 01/20/21
FT Made	8	vs USC Upstate 03/21/22
FT Attempts	10	vs Ga. Southern 01/15/22, vs USC Upstate 03/21/22

HILL, Jermontae

				Field Goals		3-Point		F-Throws		Rebounds									Scoring	
SEASON	TEAM	GP-GS	MIN/AVG	FG-FGA	FG%	3FG-3FGA	3FG%	FT-FTA	FT%	OFF	DEF	TOT	AVG	PF-FO	A	TO	BLK	STL	PTS	AVG
2022-23	GaTech	4-0	4/1.0	0-0	.000	0-0	.000	0-0	.000	0	0	0	0.0	2-0	0	1	0	0	0	0.0
TOTAL		**4-0**	**4/1.0**	**0-0**	**.000**	**0-0**	**.000**	**0-0**	**.000**	**0**	**0**	**0**	**0.0**	**2-0**	**0**	**1**	**0**	**0**	**0**	**0.0**

HOWARD, Rodney

				Field Goals		3-Point		F-Throws		Rebounds									Scoring	
SEASON	TEAM	GP-GS	MIN/AVG	FG-FGA	FG%	3FG-3FGA	3FG%	FT-FTA	FT%	OFF	DEF	TOT	AVG	PF-FO	A	TO	BLK	STL	PTS	AVG
2019-20	UGa	24-2	174/7.2	13-23	.565	0-0	.000	5-18	.278	15	20	35	1.5	31-0	3	10	15	2	31	1.3
2020-21	GaTech	19-2	143/7.6	13-25	.520	0-0	.000	5-7	.714	5	21	26	1.4	28-0	3	4	8	3	31	1.6
2021-22	GaTech	27-25	668/24.7	74-132	.561	0-0	.000	27-44	.614	56	82	138	5.1	83-6	40	40	20	11	175	6.5
2022-23	GaTech	18-13	356/19.8	44-73	.603	0-0	.000	8-13	.615	39	51	90	5.0	38-0	26	27	8	7	96	5.3
TOTAL FOR GaTech		**64-40**	**1167/18.2**	**131-230**	**.570**	**0-0**	**.000**	**40-64**	**.625**	**100**	**154**	**254**	**4.0**	**149-6**	**69**	**71**	**36**	**21**	**302**	**4.7**
TOTAL		**88-42**	**1341/15.2**	**144-253**	**.569**	**0-0**	**.000**	**45-82**	**.549**	**115**	**174**	**289**	**3.3**	**180-6**	**72**	**81**	**51**	**23**	**333**	**3.8**

Single Game Highs

Statistic	Value	
Points	19	at Syracuse 02/21/22
Rebounds	14	vs Miami (OH) 11/09/21
Assists	5	vs NC State 01/17/23
Steals	2	vs Ga. Southern 11/26/21, at Virginia Tech 02/02/22, vs Clayton St. 11/07/22
Blocks	4	vs N.C. Central 12/04/19, vs LSU 12/11/21
FG Made	7	at Syracuse 02/21/22, vs NC State 02/15/22, vs Clayton St. 11/07/22
FG Attempts	13	vs Clayton St. 11/07/22
FT Made	5	vs Wisconsin 12/01/21, at Syracuse 02/21/22
FT Attempts	8	vs Wisconsin 12/01/21

KELLY, Miles

				Field Goals		3-Point		F-Throws		Rebounds									Scoring	
SEASON	TEAM	GP-GS	MIN/AVG	FG-FGA	FG%	3FG-3FGA	3FG%	FT-FTA	FT%	OFF	DEF	TOT	AVG	PF-FO	A	TO	BLK	STL	PTS	AVG
2021-22	GaTech	30-1	434/14.5	48-118	.407	26-75	.347	13-18	.722	7	36	43	1.4	30-0	15	19	3	15	135	4.5
2022-23	GaTech	19-13	584/30.7	90-227	.396	45-121	.372	33-38	.868	8	53	61	3.2	41-0	26	36	1	18	258	13.6
TOTAL		**49-14**	**1017/20.8**	**138-345**	**.400**	**71-196**	**.362**	**46-56**	**.821**	**15**	**89**	**104**	**2.1**	**71-0**	**41**	**55**	**4**	**33**	**393**	**8.0**

Single Game Highs

Statistic	Value	
Points	21	at Iowa 11/29/22
Rebounds	6	vs North Ala. 11/26/22
Assists	4	vs Syracuse 01/21/23
Steals	3	at North Carolina 12/10/22, at Notre Dame 01/10/23
Blocks	1	4 times
FG Made	8	at Iowa 11/29/22
FG Attempts	17	vs Miami (FL) 01/04/23
3FG Made	5	vs Virginia 12/31/22
3FG Attempts	11	vs Syracuse 01/21/23
FT Made	7	vs Miami (FL) 01/04/23
FT Attempts	7	vs Miami (FL) 01/04/23

MARTYNOV, Cyril

				Field Goals		3-Point		F-Throws		Rebounds									Scoring	
SEASON	TEAM	GP-GS	MIN/AVG	FG-FGA	FG%	3FG-3FGA	3FG%	FT-FTA	FT%	OFF	DEF	TOT	AVG	PF-FO	A	TO	BLK	STL	PTS	AVG
2022-23	GaTech	4-0	13/3.4	2-5	.400	0-0	.000	1-2	.500	2	4	6	1.5	1-0	0	4	0	0	5	1.3
TOTAL		**4-0**	**13/3.4**	**2-5**	**.400**	**0-0**	**.000**	**1-2**	**.500**	**2**	**4**	**6**	**1.5**	**1-0**	**0**	**4**	**0**	**0**	**5**	**1.3**

Single Game Highs

Statistic	Value	
Points	2	vs North Ala. 11/26/22, vs Alabama St. 12/17/22
Rebounds	2	vs Northeastern 12/02/22, vs Alabama St. 12/17/22
FG Made	1	vs North Ala. 11/26/22, vs Alabama St. 12/17/22
FG Attempts	3	vs Alabama St. 12/17/22
FT Made	1	vs Clayton St. 11/07/22
FT Attempts	2	vs Clayton St. 11/07/22

MAXWELL, Tristan

				Field Goals		3-Point		F-Throws		Rebounds									Scoring	
SEASON	TEAM	GP-GS	MIN/AVG	FG-FGA	FG%	3FG-3FGA	3FG%	FT-FTA	FT%	OFF	DEF	TOT	AVG	PF-FO	A	TO	BLK	STL	PTS	AVG
2020-21	GaTech	1-0	8/8.2	0-2	.000	0-2	.000	3-3	1.000	0	0	0	0.0	0-0	0	0	0	0	3	3.0
2021-22	GaTech	5-0	78/15.6	11-32	.344	8-20	.400	2-4	.500	2	6	8	1.6	5-0	2	3	0	1	32	6.4
2022-23	GaTech	14-2	156/11.1	16-63	.254	9-28	.321	5-7	.714	2	12	14	1.0	14-0	12	4	1	4	46	3.3
TOTAL		**20-2**	**242/12.1**	**27-97**	**.278**	**17-50**	**.340**	**10-14**	**.714**	**4**	**18**	**22**	**1.1**	**19-0**	**14**	**7**	**1**	**5**	**81**	**4.1**

Single Game Highs

Statistic	Value	
Points	22	at Boston College 01/12/22
Rebounds	4	vs Wake Forest 01/19/22
Assists	4	vs Alabama St. 12/17/22
Steals	1	5 times
Blocks	1	vs Alabama St. 12/17/22
FG Made	7	at Boston College 01/12/22
FG Attempts	11	at Boston College 01/12/22, vs Alabama St. 12/17/22
3FG Made	7	at Boston College 01/12/22
3FG Attempts	11	at Boston College 01/12/22
FT Made	3	vs Delaware St. 12/20/20
FT Attempts	3	vs Delaware St. 12/20/20

MEKA, Jordan

				Field Goals		3-Point		F-Throws		Rebounds									Scoring	
SEASON	TEAM	GP-GS	MIN/AVG	FG-FGA	FG%	3FG-3FGA	3FG%	FT-FTA	FT%	OFF	DEF	TOT	AVG	PF-FO	A	TO	BLK	STL	PTS	AVG
2020-21	GaTech	1-0	8/8.1	0-1	.000	0-0	.000	0-0	.000	0	1	1	1.0	0-0	0	0	0	0	0	0.0
2021-22	GaTech	15-4	188/12.5	6-27	.222	0-0	.000	0-0	.000	14	30	44	2.9	35-1	10	6	11	6	12	0.8
2022-23	GaTech	6-0	35/5.8	2-6	.333	0-0	.000	0-0	.000	4	5	9	1.5	10-1	0	0	3	1	4	0.7
TOTAL		**22-4**	**231/10.5**	**8-34**	**.235**	**0-0**	**.000**	**0-0**	**.000**	**18**	**36**	**54**	**2.5**	**45-2**	**10**	**6**	**14**	**7**	**16**	**0.7**

Single Game Highs

Statistic	Value	
Points	4	vs Clayton St. 01/23/22, vs Alabama St. 12/17/22
Rebounds	8	at Duke 01/04/22
Assists	3	vs Clayton St. 01/23/22
Steals	3	vs Clemson 02/05/22
Blocks	3	at Duke 01/04/22
FG Made	2	vs Clayton St. 01/23/22, vs Alabama St. 12/17/22
FG Attempts	6	at Duke 01/04/22

MOORE, Jalon

				Field Goals		3-Point		F-Throws		Rebounds									Scoring	
SEASON	TEAM	GP-GS	MIN/AVG	FG-FGA	FG%	3FG-3FGA	3FG%	FT-FTA	FT%	OFF	DEF	TOT	AVG	PF-FO	A	TO	BLK	STL	PTS	AVG
2021-22	GaTech	13-1	111/8.6	14-31	.452	3-5	.600	6-12	.500	8	17	25	1.9	15-0	3	9	8	2	37	2.8
2022-23	GaTech	18-13	430/23.9	63-135	.467	2-19	.105	43-61	.705	38	63	101	5.6	37-0	15	28	20	17	171	9.5
TOTAL		**31-14**	**541/17.4**	**77-166**	**.464**	**5-24**	**.208**	**49-73**	**.671**	**46**	**80**	**126**	**4.1**	**52-0**	**18**	**37**	**28**	**19**	**208**	**6.7**

Single Game Highs

Statistic	Value	
Points	17	vs NC State 01/17/23
Rebounds	9	vs Clayton St. 11/07/22, vs Northeastern 12/02/22, vs Clemson 12/21/22
Assists	4	vs Clemson 12/21/22
Steals	3	at Iowa 11/29/22
Blocks	3	vs Northeastern 12/02/22, vs Alabama St. 12/17/22
FG Made	8	vs NC State 01/17/23
FG Attempts	14	vs NC State 01/17/23
3FG Made	1	5 times
3FG Attempts	3	vs Northeastern 12/02/22
FT Made	10	vs Northeastern 12/02/22
FT Attempts	10	vs Northeastern 12/02/22

SMITH, Deivon

				Field Goals		3-Point		F-Throws		Rebounds									Scoring	
SEASON	TEAM	GP-GS	MIN/AVG	FG-FGA	FG%	3FG-3FGA	3FG%	FT-FTA	FT%	OFF	DEF	TOT	AVG	PF-FO	A	TO	BLK	STL	PTS	AVG
2020-21	MSU	33-8	749/22.7	65-192	.339	19-68	.279	24-39	.615	13	106	119	3.6	52-1	97	56	9	29	173	5.2
2021-22	GaTech	24-5	472/19.7	58-144	.403	5-18	.278	16-27	.593	25	56	81	3.4	44-0	48	42	5	25	137	5.7
2022-23	GaTech	19-11	461/24.3	66-162	.407	8-33	.242	12-27	.444	25	82	107	5.6	30-0	68	28	12	19	152	8.0
TOTAL FOR GaTech		**43-16**	**934/21.7**	**124-306**	**.405**	**13-51**	**.255**	**28-54**	**.519**	**50**	**138**	**188**	**4.4**	**74-0**	**116**	**70**	**17**	**44**	**289**	**6.7**
TOTAL		**76-24**	**1683/22.1**	**189-498**	**.380**	**32-119**	**.269**	**52-93**	**.559**	**63**	**244**	**307**	**4.0**	**126-1**	**213**	**126**	**26**	**73**	**462**	**6.1**

Single Game Highs

Statistic	Value	
Points	17	vs Memphis 03/28/21
Rebounds	11	vs Wisconsin 12/01/21, vs Pittsburgh 01/14/23
Assists	9	vs Iowa St. 01/30/21
Steals	3	vs NC State 02/15/22, at Georgia St. 11/12/22
Blocks	3	vs NIU 11/17/22
FG Made	7	4 times
FG Attempts	16	vs Memphis 03/28/21
3FG Made	3	at Georgia 12/30/20, vs Pittsburgh 01/14/23
3FG Attempts	6	vs Pittsburgh 01/14/23, vs Syracuse 01/21/23
FT Made	4	vs Clemson 02/05/22
FT Attempts	7	vs Utah 11/21/22

STURDIVANT, Kyle

				Field Goals		3-Point		F-Throws		Rebounds									Scoring	
SEASON	TEAM	GP-GS	MIN/AVG	FG-FGA	FG%	3FG-3FGA	3FG%	FT-FTA	FT%	OFF	DEF	TOT	AVG	PF-FO	A	TO	BLK	STL	PTS	AVG
2019-20	USC	21-0	175/8.3	16-46	.348	3-14	.214	8-9	.889	4	20	24	1.1	10-0	25	22	1	5	43	2.0
2020-21	GaTech	26-0	308/11.8	32-74	.432	8-22	.364	18-23	.783	2	22	24	0.9	27-0	27	17	2	6	90	3.5
2021-22	GaTech	32-28	808/25.2	89-216	.412	26-78	.333	39-50	.780	7	74	81	2.5	55-2	73	38	2	30	243	7.6
2022-23	GaTech	19-9	350/18.4	47-125	.376	16-51	.314	16-28	.571	2	34	36	1.9	30-0	49	30	2	12	126	6.6
TOTAL FOR GaTech		**77-37**	**1465/19.0**	**168-415**	**.405**	**50-151**	**.331**	**73-101**	**.723**	**11**	**130**	**141**	**1.8**	**112-2**	**149**	**85**	**6**	**48**	**459**	**6.0**
TOTAL		**98-37**	**1640/16.7**	**184-461**	**.399**	**53-165**	**.321**	**81-110**	**.736**	**15**	**150**	**165**	**1.7**	**122-2**	**174**	**107**	**7**	**53**	**502**	**5.1**

Single Game Highs

Statistic	Value	
Points	18	at Notre Dame 01/10/23
Rebounds	8	vs Alabama St. 12/17/22
Assists	8	vs Virginia 12/31/22
Steals	4	at Clemson 03/02/22
Blocks	1	7 times
FG Made	7	vs Charleston So. 11/22/21, at Notre Dame 01/10/23
FG Attempts	13	vs Charleston So. 11/22/21, vs Louisville 01/02/22, at Clemson 03/02/22
3FG Made	3	vs Alabama St. 12/17/22
3FG Attempts	8	at Clemson 03/02/22
FT Made	6	vs Clayton St. 11/07/22
FT Attempts	8	vs Clayton St. 11/07/22

TERRY, Lance

				Field Goals		3-Point		F-Throws		Rebounds									Scoring	
SEASON	TEAM	GP-GS	MIN/AVG	FG-FGA	FG%	3FG-3FGA	3FG%	FT-FTA	FT%	OFF	DEF	TOT	AVG	PF-FO	A	TO	BLK	STL	PTS	AVG
2019-20	GW	15-0	161/10.7	18-49	.367	13-38	.342	4-7	.571	0	22	22	1.5	21-0	5	13	3	7	53	3.5
2020-21	GW	9-6	201/22.4	31-64	.484	18-41	.439	23-25	.920	3	15	18	2.0	22-0	5	8	1	5	103	11.4
2021-22	GW	31-31	972/31.4	158-344	.459	57-163	.350	69-85	.812	26	80	106	3.4	69-1	37	44	12	32	442	14.3
2022-23	GaTech	18-10	466/25.9	53-130	.408	21-61	.344	21-25	.840	6	41	47	2.6	32-0	18	10	3	12	148	8.2
TOTAL FOR GaTech		**18-10**	**466/25.9**	**53-130**	**.408**	**21-61**	**.344**	**21-25**	**.840**	**6**	**41**	**47**	**2.6**	**32-0**	**18**	**10**	**3**	**12**	**148**	**8.2**
TOTAL		**73-47**	**1800/24.7**	**260-587**	**.443**	**109-303**	**.360**	**117-142**	**.824**	**35**	**158**	**193**	**2.6**	**144-1**	**65**	**75**	**19**	**56**	**746**	**10.2**

Single Game Highs

Statistic	Value	
Points	26	at Hampton 12/30/20
Rebounds	7	at VMI 12/11/21, vs USC Upstate 01/19/22, vs UNC Asheville 02/23/22
Assists	4	at USC Upstate 02/26/22
Steals	3	at East Carolina 12/04/21, at Florida St. 01/07/23
Blocks	2	at UNLV 11/10/21, at N.C. Central 12/15/21, at Longwood 01/15/22
FG Made	8	5 times
FG Attempts	19	at Florida St. 12/21/20
3FG Made	6	vs Charleston So. 02/12/22
3FG Attempts	10	vs Charleston So. 02/12/22
FT Made	9	at Hampton 12/30/20
FT Attempts	9	at Hampton 12/30/20, at Campbell 02/09/22

2022-23 BOX SCORES

Official Basketball Box Score - Final
Clayton St. at Georgia Tech
11/07/22 McCamish Pavilion, Atlanta
2022-23 Men's Basketball

Game Time: 7:30 PM
Game Duration: 1:58
Attendance: 3,072

Officials: Mark Schnur, Kellen Milner, Ben Stirt

Clayton St. - 63 Record: 0-0

NO.	Name		Min	FG M-A	3P M-A	FT M-A	Rebounds OR	DR	TOT	Fouls PF	FD	TP	AS	TO	ST	Blocks BS	BA	+/-
3	Brian Coffey II	G	33:14	8-19	1-6	0-0	0	1	1	3	5	17	3	5	1	0	1	-17
5	Bryce Weinmunson	G	25:02	1-5	0-2	1-2	1	1	2	3	1	3	1	1	0	0	1	-28
11	Travis Harper II	G	24:56	3-8	0-3	1-2	4	0	4	3	1	7	3	2	2	0	1	-19
25	Baqi Lecky	G	23:49	3-8	0-1	0-0	1	3	4	3	0	6	0	0	1	0	1	-27
44	Ricardo Saams Jr.	G	35:27	5-13	0-1	2-2	4	4	8	2	2	12	3	2	1	2	2	-33
2	Kobie Johnson		15:57	1-3	1-2	1-2	1	3	4	2	0	4	1	1	0	0	0	-6
23	Wes Williams		27:36	2-5	2-5	0-0	1	1	2	2	1	6	1	0	0	0	0	-18
24	Christian Chambers		13:59	3-9	0-2	2-3	2	1	3	0	5	8	1	1	1	0	0	-2
Team							0	4	4			0		1				
Totals				26-70	4-22	7-11	14	18	32	18	15	63	13	13	6	2	6	-30

Technical Fouls::NONE

Shooting By Period		
1st FG%	14-35	40.0%
3PT%	3-10	30.0%
FT%	3-5	60%
2nd FG%	12-35	34.3%
3PT%	1-12	8.3%
FT%	4-6	66.7%
GM FG%	26-70	37.1%
3PT%	4-22	18.2%
FT%	7-11	63.6%

Dead Ball Rebounds: 3, 2

Georgia Tech - 93 Record: 1-0

NO.	Name		Min	FG M-A	3P M-A	FT M-A	Rebounds OR	DR	TOT	Fouls PF	FD	TP	AS	TO	ST	Blocks BS	BA	+/-
24	Rodney Howard	C	19:31	7-13	0-0	1-2	10	3	13	2	1	15	3	3	2	1	1	23
0	Lance Terry	G	23:54	5-10	4-8	2-2	0	0	0	1	2	16	1	0	1	0	0	29
1	Kyle Sturdivant	G	26:05	2-6	0-0	6-8	1	1	2	2	4	10	5	2	2	0	0	31
3	Dallan Coleman	G	27:31	4-6	1-2	0-0	0	4	4	0	2	9	1	1	1	1	0	28
5	Deivon Smith	G	24:52	5-12	0-0	0-0	0	7	7	1	1	10	1	2	2	0	0	6
4	Ja'von Franklin		18:30	3-5	0-1	1-1	1	4	5	1	1	7	2	0	0	2	0	12
13	Miles Kelly		20:02	4-7	2-3	0-2	0	3	3	4	2	10	2	0	0	0	1	18
11	Tristan Maxwell		16:21	1-6	0-3	2-2	0	1	1	2	1	4	2	0	0	0	0	10
14	Jalon Moore		17:19	4-6	0-2	3-5	3	6	9	2	3	11	0	2	0	2	0	9
10	Cyril Martynov		01:59	0-0	0-0	1-2	1	0	1	0	1	1	0	1	0	0	0	-5
12	Freds Pauls Bagatskis		01:59	0-0	0-0	0-0	0	0	0	0	0	0	0	0	0	0	0	-5
30	Coleman Boyd		00:39	0-2	0-1	0-0	0	0	0	0	0	0	0	0	0	0	0	-2
33	Brayden Daniels		00:39	0-0	0-0	0-0	1	0	1	0	0	0	0	0	0	0	0	-2
43	Jermontae Hill		00:39	0-0	0-0	0-0	0	0	0	0	0	0	0	0	0	0	0	-2
Team							4	2	6			0		0				
Totals				35-73	7-20	16-24	21	31	52	15	18	93	17	11	8	6	2	30

Technical Fouls::NONE

Shooting By Period		
1st FG%	14-39	35.9%
3PT%	2-9	22.2%
FT%	4-7	57.1%
2nd FG%	21-34	61.8%
3PT%	5-11	45.5%
FT%	12-17	70.6%
GM FG%	35-73	47.9%
3PT%	7-20	35.0%
FT%	16-24	66.7%

Dead Ball Rebounds: 5, 0

	CST	GaTech
Biggest lead	2 (1st 0:53)	37 (2nd 2:29)
Best Scoring Run	6(1st 14:40)	13(2nd 2:29)
Lead Changes	2	
Times Tied	3	
Time with Lead	01:22	34:37

Points from	CST	GaTech
Turnovers	14	16
Paint	34	52
Second Chance	13	15
Fast Breaks	10	25
Bench	18	33

Period by Period Scoring	1st	2nd	TOT
CST	34	29	63
GaTech	34	59	93

Official Basketball Box Score - Final
Georgia Tech at Georgia St.
11/12/22 GSU Convocation Center, Atlanta
2022-23 Men's Basketball

Game Time: 7:00 PM
Game Duration: 2:16
Attendance: 4,083

Officials: Pat Adams, Bart Lenox, Jemel Spearman

Georgia Tech - 59 Record: 2-0

NO.	Name		Min	FG M-A	3P M-A	FT M-A	Rebounds OR	DR	TOT	Fouls PF	FD	TP	AS	TO	ST	Blocks BS	BA	+/-
24	Rodney Howard	C	24:04	0-1	0-0	0-0	0	3	3	4	0	0	3	5	1	0	0	8
0	Lance Terry	G	30:22	2-4	0-0	0-0	0	5	5	1	2	4	1	2	0	0	1	1
1	Kyle Sturdivant	G	17:38	2-5	0-0	1-4	0	3	3	1	3	5	0	2	1	0	0	-16
3	Dallan Coleman	G	36:59	3-7	1-2	9-13	2	3	5	1	9	16	1	0	0	0	0	10
5	Deivon Smith	G	22:40	3-7	0-1	1-1	1	3	4	2	3	7	2	1	3	0	0	3
4	Ja'von Franklin		11:27	1-4	0-0	1-2	1	1	2	3	1	3	0	1	0	2	0	-6
13	Miles Kelly		29:03	6-13	2-3	1-1	0	1	1	1	1	15	0	1	0	0	0	7
14	Jalon Moore		18:36	2-4	0-0	3-4	2	5	7	4	5	7	0	1	2	1	1	3
11	Tristan Maxwell		08:46	0-3	0-2	2-2	1	1	2	1	2	2	0	0	0	0	0	2
23	Jordan Meka		00:25	0-0	0-0	0-0	0	0	0	0	0	0	0	0	0	0	0	-2
Team							0	1	1			0		0				
Totals				19-48	3-8	18-27	7	26	33	18	26	59	7	13	7	3	2	2

Technical Fouls::NONE

Shooting By Period		
1st FG%	8-23	34.8%
3PT%	1-6	16.7%
FT%	8-12	66.7%
2nd FG%	11-25	44.0%
3PT%	2-2	100.0%
FT%	10-15	66.7%
GM FG%	19-48	39.6%
3PT%	3-8	37.5%
FT%	18-27	66.7%

Dead Ball Rebounds: 6, 2

Georgia St. - 57 Record: 1-1

NO.	Name		Min	FG M-A	3P M-A	FT M-A	Rebounds OR	DR	TOT	Fouls PF	FD	TP	AS	TO	ST	Blocks BS	BA	+/-
4	Edward Nnamoko	C	19:46	0-2	0-0	2-3	1	3	4	4	3	2	0	3	0	0	0	-7
0	Evan Johnson	G	32:35	1-8	1-5	2-5	0	2	2	2	5	3	1	3	0	0	0	-4
1	Dwon Odom	G	39:17	5-16	0-0	0-0	2	4	6	2	0	10	5	4	1	1	0	-5
2	Jamaine Mann	G	26:37	4-11	1-6	4-5	1	2	3	3	3	13	2	1	2	0	2	4
5	Brenden Tucker	G	16:50	1-4	0-0	1-1	0	2	2	4	1	3	1	0	0	0	0	5
15	Ja'Heim Hudson		32:22	10-13	0-2	3-5	6	5	11	4	6	23	0	4	0	1	1	1
20	Danny Stubbs		08:44	0-2	0-1	0-0	0	0	0	3	1	0	0	1	0	0	0	-1
30	Kaleb Scott		07:56	0-0	0-0	0-0	1	0	1	2	0	0	0	0	0	0	0	2
21	Kalik Brooks		15:53	0-1	0-0	1-2	1	1	2	2	2	1	0	0	2	0	0	-5
Team							2	3	5			0		1				
Totals				21-57	2-14	13-21	14	22	36	26	18	57	11	15	8	2	3	-2

Technical Fouls::NONE

Shooting By Period		
1st FG%	8-26	30.8%
3PT%	1-8	12.5%
FT%	9-12	75%
2nd FG%	13-31	41.9%
3PT%	1-6	16.7%
FT%	4-9	44.4%
GM FG%	21-57	36.8%
3PT%	2-14	14.3%
FT%	13-21	61.9%

Dead Ball Rebounds: 2, 3

	GT	GSU
Biggest lead	8 (2nd 2:50)	9 (1st 11:07)
Best Scoring Run	11(2nd 2:50)	13(1st 11:07)
Lead Changes	8	
Times Tied	8	
Time with Lead	13:29	21:05

Points from	GT	GSU
Turnovers	16	6
Paint	22	38
Second Chance	9	13
Fast Breaks	8	4
Bench	27	24

Period by Period Scoring	1st	2nd	TOT
GT	25	34	59
GSU	26	31	57

Official Basketball Box Score - Final
NIU at Georgia Tech
11/17/22 McCamish Pavilion, Atlanta
2022-23 Men's Basketball

Game Time: 8:00 PM
Game Duration: 1:57
Attendance: 3,269

Officials: Lee Cassell, Tommy Morrissey, Jeb Hartness

NIU - 50 Record: 1-3

NO.	Name		Min	FG M-A	3P M-A	FT M-A	Rebounds OR	DR	TOT	Fouls PF	FD	TP	AS	TO	ST	Blocks BS	BA	+/-
4	Oluwasegun Durosinmi	F	18:16	1-4	0-0	1-2	1	2	3	3	3	3	0	0	1	1	2	-1
50	Anthony Crump	F	26:21	1-2	0-0	0-5	3	4	7	3	4	2	3	2	1	0	0	-10
0	Keshawn Williams	G	35:37	4-14	1-6	0-0	1	2	3	2	0	9	2	1	1	0	1	-18
2	Zarique Nutter	G	36:28	6-16	1-4	5-9	5	10	15	1	6	18	1	4	0	0	2	-14
11	David Coit	G	34:05	4-16	2-10	0-1	2	2	4	2	1	10	3	5	2	0	0	-14
3	Kaleb Thornton		05:13	1-2	1-1	0-0	0	1	1	0	0	3	0	0	0	0	1	2
5	Xavier Amos		19:48	1-5	0-2	3-4	4	4	8	1	2	5	2	0	0	2	2	-14
23	Harvin Ibarguen		07:25	0-1	0-0	0-0	0	1	1	1	0	0	0	1	0	0	0	-3
10	Zion Russell		11:04	0-6	0-1	0-0	0	0	0	3	0	0	0	0	0	0	2	-14
24	Darweshi Hunter		04:43	0-1	0-0	0-0	0	1	1	0	0	0	0	0	0	0	0	-7
1	Taku Youngblood		01:00	0-0	0-0	0-0	0	0	0	0	0	0	0	1	0	0	0	3
Team							4	0	4			0		0				
Totals				18-67	5-24	9-21	20	27	47	16	16	50	11	14	5	3	10	-18

Technical Fouls: NONE

Shooting By Period		
1st FG%	7-35	20.0%
3PT%	2-13	15.4%
FT%	4-11	36.4%
2nd FG%	11-32	34.4%
3PT%	3-11	27.3%
FT%	5-10	50%
GM FG%	18-67	26.9%
3PT%	5-24	20.8%
FT%	9-21	42.9%

Dead Ball Rebounds: 6, 0

Georgia Tech - 68 Record: 3-0

NO.	Name		Min	FG M-A	3P M-A	FT M-A	Rebounds OR	DR	TOT	Fouls PF	FD	TP	AS	TO	ST	Blocks BS	BA	+/-
24	Rodney Howard	C	08:51	1-2	0-0	0-0	0	0	0	3	0	2	0	0	1	0	1	-3
0	Lance Terry	G	26:52	1-5	0-1	0-0	0	4	4	1	2	2	1	0	2	0	1	8
1	Kyle Sturdivant	G	20:41	2-6	1-1	1-2	0	2	2	1	1	6	4	3	1	0	0	8
3	Dallan Coleman	G	29:00	4-8	3-6	1-2	1	5	6	2	1	12	1	1	0	0	1	-1
5	Deivon Smith	G	25:04	4-10	0-1	3-5	2	7	9	0	4	11	6	1	1	3	0	7
4	Ja'von Franklin		30:09	6-9	0-0	2-2	5	6	11	4	7	14	2	0	0	5	0	24
13	Miles Kelly		30:18	5-15	1-7	2-2	0	2	2	2	1	13	0	1	1	0	0	14
11	Tristan Maxwell		11:40	1-6	0-2	0-0	0	2	2	1	0	2	0	0	1	0	0	14
14	Jalon Moore		17:25	3-8	0-0	0-0	2	4	6	2	0	6	0	3	0	2	0	19
Team							3	3	6			0		2				
Totals				27-69	5-18	9-13	13	35	48	16	16	68	14	11	7	10	3	18

Technical Fouls: NONE

Shooting By Period		
1st FG%	19-41	46.3%
3PT%	4-12	33.3%
FT%	1-2	50%
2nd FG%	8-28	28.6%
3PT%	1-6	16.7%
FT%	8-11	72.7%
GM FG%	27-69	39.1%
3PT%	5-18	27.8%
FT%	9-13	69.2%

Dead Ball Rebounds: 6, 0

	NIU	GaTech
Biggest lead	0 (1st 20:00)	26 (1st 1:00)
Best Scoring Run	10 (2nd 17:16)	15 (1st 6:58)
Lead Changes	0	
Times Tied	0	
Time with Lead	00:00	38:50

Points from	NIU	GaTech
Turnovers	10	16
Paint	24	42
Second Chance	6	17
Fast Breaks	14	17
Bench	8	35

Period by Period Scoring	1st	2nd	TOT
NIU	20	30	50
GaTech	43	25	68

Official Basketball Box Score - Final
Utah at Georgia Tech
11/21/22 Suncoast Credit Union Arena, Fort Myers, Fla.
2022-23 Men's Basketball

Game Time: 6:00 PM
Game Duration: 2:07
Attendance: 1,188

Officials: Shawn Lehigh, Patrick Evans, Mark Schnur

Utah - 68 Record: 4-1

NO.	Name		Min	FG M-A	3P M-A	FT M-A	Rebounds OR	DR	TOT	Fouls PF	FD	TP	AS	TO	ST	Blocks BS	BA	+/-
1	Ben Carlson	F	23:33	2-6	0-1	1-2	5	4	9	0	1	5	0	2	0	0	1	4
35	Branden Carlson	C	31:28	4-8	2-2	0-1	1	6	7	2	1	10	0	1	0	2	1	7
20	Lazar Stefanovic	G	22:31	4-5	1-2	2-2	1	3	4	3	1	11	2	3	1	0	0	10
25	Rollie Worster	G	32:45	4-13	1-4	1-2	1	3	4	5	4	10	2	3	1	1	1	7
55	Gabe Madsen	G	29:30	5-11	1-7	5-7	0	5	5	0	4	16	4	2	0	1	1	-4
0	Gavin Baxter		10:25	0-1	0-0	1-2	1	1	2	0	1	1	0	1	0	1	0	-5
10	Marco Anthony		26:37	3-6	0-0	5-5	1	3	4	2	4	11	1	3	0	0	0	4
21	Luka Tarlac		08:09	0-0	0-0	0-0	0	2	2	2	0	0	0	1	0	0	0	-1
2	Mike Saunders Jr.		06:09	0-0	0-0	0-0	0	0	0	0	1	0	0	1	0	0	0	-3
11	Wilguens Jr. Exacte		02:28	0-0	0-0	0-0	0	1	1	1	0	0	0	2	0	0	0	-2
32	Eli Ballstaedt		02:40	0-0	0-0	0-0	0	1	1	0	0	0	0	0	0	0	0	1
13	Keba Keita		03:45	2-2	0-0	0-0	1	1	2	2	0	4	0	0	0	0	0	2
Team							3	1	4			0		0				
Totals				24-52	5-16	15-21	14	31	45	17	17	68	9	19	2	5	4	4

Technical Fouls::NONE

Shooting By Period		
1st FG%	12-25	48.0%
3PT%	4-9	44.4%
FT%	8-10	80%
2nd FG%	12-27	44.4%
3PT%	1-7	14.3%
FT%	7-11	63.6%
GM FG%	24-52	46.2%
3PT%	5-16	31.3%
FT%	15-21	71.4%

Dead Ball Rebounds: 3, 0

Georgia Tech - 64 Record: 3-1

NO.	Name		Min	FG M-A	3P M-A	FT M-A	Rebounds OR	DR	TOT	Fouls PF	FD	TP	AS	TO	ST	Blocks BS	BA	+/-
24	Rodney Howard	C	05:39	0-2	0-0	0-0	1	1	2	1	0	0	0	0	0	1	0	-10
0	Lance Terry	G	26:41	0-5	0-2	0-0	0	2	2	2	1	0	0	0	1	0	0	4
1	Kyle Sturdivant	G	16:10	3-6	1-3	0-0	0	1	1	2	0	7	3	0	1	0	0	2
3	Dallan Coleman	G	34:18	3-11	2-8	3-4	1	2	3	2	4	11	0	2	2	1	1	3
5	Deivon Smith	G	31:27	6-13	0-1	3-7	5	1	6	3	5	15	4	1	2	0	0	-7
13	Miles Kelly		27:00	4-14	1-7	0-1	1	3	4	1	2	9	0	0	2	0	2	0
4	Ja'von Franklin		31:31	3-7	0-0	5-6	6	2	8	2	4	11	3	0	3	1	0	4
11	Tristan Maxwell		13:55	4-7	1-2	0-0	0	0	0	1	0	9	2	0	1	0	1	-13
14	Jalon Moore		13:19	1-4	0-0	0-2	1	1	2	3	1	2	0	1	1	1	1	-3
Team							3	4	7			0		1				
Totals				24-69	5-23	11-20	18	17	35	17	17	64	12	5	13	4	5	-4

Technical Fouls::NONE

Shooting By Period		
1st FG%	12-40	30.0%
3PT%	2-13	15.4%
FT%	2-6	33.3%
2nd FG%	12-29	41.4%
3PT%	3-10	30.0%
FT%	9-14	64.3%
GM FG%	24-69	34.8%
3PT%	5-23	21.7%
FT%	11-20	55.0%

Dead Ball Rebounds: 5, 0

	Utah	GT
Biggest lead	19 (1st 10:43)	4 (2nd 10:35)
Best Scoring Run	12(1st 14:21)	11(2nd 11:58)
Lead Changes	2	
Times Tied	4	
Time with Lead	31:31	06:10

Points from	Utah	GT
Turnovers	6	24
Paint	34	32
Second Chance	13	9
Fast Breaks	7	16
Bench	16	31

Period by Period Scoring	1st	2nd	TOT
Utah	36	32	68
GT	28	36	64

2022-23 BOX SCORES

Official Basketball Box Score - Final

Marquette at Georgia Tech

11/23/22 Suncoast Credit Union Arena, Fort Myers, Fla.
2022-23 Men's Basketball

Game Time: 6:00 PM
Game Duration: 1:58
Attendance: 1,691

Officials: Brian Dorsey, Patrick Evans, Mark Schnur

Marquette - 84 Record: 4-2

NO.	Name		Min	FG M-A	3P M-A	FT M-A	Rebounds OR	DR	TOT	Fouls PF	FD	TP	AS	TO	ST	Blocks BS	BA	+/-
12	Olivier-Maxence Prosper	F	17:27	2-5	0-1	1-3	1	0	1	5	2	5	0	1	0	0	0	23
13	Oso Ighodaro	F	30:55	4-7	0-0	2-2	0	10	10	0	3	10	1	1	0	5	0	24
1	Kam Jones	G	25:17	6-12	4-8	3-3	0	2	2	1	1	19	1	1	0	0	0	15
4	Stevie Mitchell	G	21:46	3-9	1-2	0-0	2	3	5	1	1	7	2	0	2	0	2	5
11	Tyler Kolek	G	28:19	5-9	1-3	3-4	0	5	5	0	2	14	6	2	1	0	0	25
5	Chase Ross		19:47	2-5	0-2	4-4	0	3	3	2	2	8	0	1	2	0	0	5
23	David Joplin		20:37	3-6	2-4	0-0	2	0	2	1	1	8	1	2	2	1	1	10
22	Sean Jones		23:21	3-5	1-1	4-6	1	2	3	1	3	11	1	1	0	0	2	11
21	Ben Gold		07:23	0-2	0-2	0-0	1	2	3	3	1	0	2	1	0	0	0	0
40	Keeyan Itejere		05:08	1-1	0-0	0-0	1	0	1	1	0	2	0	0	0	0	0	2
Team							2	4	6			0		1				
Totals				29-61	9-23	17-22	10	31	41	15	16	84	14	11	7	6	5	24

Shooting By Period		
1st FG%	16-32	50.0%
3PT%	4-13	30.8%
FT%	5-7	71.4%
2nd FG%	13-29	44.8%
3PT%	5-10	50.0%
FT%	12-15	80%
GM FG%	29-61	47.5%
3PT%	9-23	39.1%
FT%	17-22	77.3%

Dead Ball Rebounds: 2, 0

Technical Fouls::NONE

Georgia Tech - 60 Record: 3-2

NO.	Name		Min	FG M-A	3P M-A	FT M-A	Rebounds OR	DR	TOT	Fouls PF	FD	TP	AS	TO	ST	Blocks BS	BA	+/-
4	Ja'von Franklin	F	35:23	6-9	0-0	5-6	5	9	14	3	4	17	2	0	1	2	0	-22
0	Lance Terry	G	26:25	2-7	2-4	0-0	0	0	0	2	1	6	0	0	0	0	0	-15
1	Kyle Sturdivant	G	24:45	4-8	2-4	0-0	0	2	2	2	4	10	2	1	1	1	0	-16
3	Dallan Coleman	G	25:31	2-8	2-7	0-0	1	1	2	3	1	6	0	3	0	0	0	-17
5	Deivon Smith	G	25:52	3-9	0-1	0-0	1	5	6	4	0	6	2	3	2	1	2	-19
11	Tristan Maxwell		16:17	0-7	0-1	0-0	1	1	2	2	1	0	0	0	0	0	2	-2
13	Miles Kelly		25:06	2-10	0-3	4-4	1	2	3	0	3	8	1	3	0	0	1	-18
14	Jalon Moore		13:01	1-5	0-2	0-0	0	2	2	1	0	2	0	1	0	1	1	-12
24	Rodney Howard		04:37	1-1	0-0	0-0	1	1	2	0	1	2	0	1	0	0	0	-2
12	Freds Pauls Bagatskis		03:03	1-1	1-1	0-0	0	0	0	0	0	3	0	0	0	0	0	3
Team							2	2	4			0		1				
Totals				22-65	7-23	9-10	12	25	37	17	15	60	7	13	4	5	6	-24

Shooting By Period		
1st FG%	11-32	34.4%
3PT%	2-10	20.0%
FT%	4-4	100%
2nd FG%	11-33	33.3%
3PT%	5-13	38.5%
FT%	5-6	83.3%
GM FG%	22-65	33.8%
3PT%	7-23	30.4%
FT%	9-10	90.0%

Dead Ball Rebounds: 1, 0

Technical Fouls: Smith 2nd 15:53

	MAR	GT
Biggest lead	29 (2nd 1:41)	0 (1st 20:00)
Best Scoring Run	9(2nd 4:40)	6(1st 11:13)
Lead Changes	0	
Times Tied	0	
Time with Lead	38:23	00:00

Points from	MAR	GT
Turnovers	24	12
Paint	38	28
Second Chance	12	16
Fast Breaks	17	2
Bench	29	15

Period by Period Scoring	1st	2nd	TOT
MAR	41	43	84
GT	28	32	60

Official Basketball Box Score - Final

North Ala. at Georgia Tech

11/26/22 McCamish Pavilion, Atlanta
2022-23 Men's Basketball

Game Time: 4:00 PM
Game Duration: 1:56
Attendance: 3,379

Officials: Roger Ayers, Terry Oglesby, Doug Sirmons

North Ala. - 61 Record: 4-3

NO.	Name		Min	FG M-A	3P M-A	FT M-A	Rebounds OR	DR	TOT	Fouls PF	FD	TP	AS	TO	ST	Blocks BS	BA	+/-
33	Damian Forrest	F	27:09	1-6	0-0	2-4	1	3	4	3	2	4	0	1	0	0	1	-17
34	Dallas Howell	F	21:36	3-6	2-4	0-0	0	1	1	2	1	8	2	2	0	0	0	-23
0	Will Soucie	G	16:38	2-8	0-1	0-0	0	1	1	2	0	4	2	3	0	0	3	-15
2	Daniel Ortiz	G	15:06	0-3	0-2	0-0	0	2	2	0	0	0	1	2	1	0	0	-11
3	KJ Johnson	G	23:21	4-7	1-1	1-3	1	1	2	1	2	10	2	1	0	0	1	-15
1	Detalian Brown		20:18	4-8	0-4	0-0	1	0	1	0	2	8	1	2	2	0	0	-6
5	Jacari Lane		24:36	2-7	0-2	0-0	0	1	1	0	0	4	5	3	1	0	0	-6
25	Daniel Braster		21:14	5-9	1-1	0-0	3	6	9	4	0	11	0	0	1	0	0	-6
22	Eoin Nelson		07:55	0-1	0-1	0-2	0	1	1	1	1	0	0	0	0	0	0	-8
4	Bryson Dawkins		13:23	5-5	0-0	2-2	5	0	5	0	1	12	0	2	2	0	0	4
23	Deraje Agbaosi		04:56	0-0	0-0	0-0	0	1	1	1	0	0	1	0	0	0	0	6
11	Aidan Kuhl		03:48	0-2	0-2	0-0	0	0	0	0	0	0	0	0	0	0	0	2
Team							4	0	4			0		0				
Totals				26-62	4-18	5-11	15	17	32	14	9	61	14	16	7	0	5	-19

Shooting By Period		
1st FG%	11-33	33.3%
3PT%	2-9	22.2%
FT%	0-2	0%
2nd FG%	15-29	51.7%
3PT%	2-9	22.2%
FT%	5-9	55.6%
GM FG%	26-62	41.9%
3PT%	4-18	22.2%
FT%	5-11	45.5%

Dead Ball Rebounds: 3, 0

Technical Fouls: NONE

Georgia Tech - 80 Record: 4-2

NO.	Name		Min	FG M-A	3P M-A	FT M-A	Rebounds OR	DR	TOT	Fouls PF	FD	TP	AS	TO	ST	Blocks BS	BA	+/-
4	Ja'von Franklin	F	22:39	2-2	0-0	0-0	1	3	4	2	1	4	3	2	1	4	0	17
14	Jalon Moore	F	31:55	6-11	0-2	1-2	2	6	8	1	3	13	1	1	1	0	0	16
3	Dallan Coleman	G	24:38	3-5	2-4	6-6	0	0	0	0	3	14	0	0	0	0	0	10
5	Deivon Smith	G	25:56	7-12	1-3	1-3	1	3	4	0	1	16	4	1	2	1	0	13
13	Miles Kelly	G	29:36	5-8	0-2	2-2	0	6	6	3	2	12	3	3	2	0	0	23
0	Lance Terry		24:03	4-6	2-4	2-2	1	3	4	3	2	12	3	1	1	0	0	24
1	Kyle Sturdivant		18:21	2-6	1-4	0-1	0	0	0	0	1	5	0	4	1	0	0	2
24	Rodney Howard		15:06	1-1	0-0	0-0	1	1	2	0	1	2	2	0	0	0	0	6
10	Cyril Martynov		02:15	1-1	0-0	0-0	0	1	1	0	0	2	0	1	0	0	0	-4
12	Freds Pauls Bagatskis		02:15	0-0	0-0	0-0	0	0	0	0	0	0	0	0	0	0	0	-4
43	Jermontae Hill		01:32	0-0	0-0	0-0	0	0	0	0	0	0	0	0	0	0	0	-4
30	Coleman Boyd		00:52	0-0	0-0	0-0	0	0	0	0	0	0	0	1	0	0	0	-2
33	Brayden Daniels		00:52	0-0	0-0	0-0	0	0	0	0	0	0	0	0	0	0	0	-2
Team							0	0	0			0		0				
Totals				31-52	6-19	12-16	6	23	29	9	14	80	16	14	8	5	0	19

Shooting By Period		
1st FG%	18-31	58.1%
3PT%	5-14	35.7%
FT%	2-2	100%
2nd FG%	13-21	61.9%
3PT%	1-5	20.0%
FT%	10-14	71.4%
GM FG%	31-52	59.6%
3PT%	6-19	31.6%
FT%	12-16	75.0%

Dead Ball Rebounds: 2, 1

Technical Fouls: NONE

	UNA	GaTech
Biggest lead	0 (1st 20:00)	25 (2nd 15:06)
Best Scoring Run	9 (1st 14:28)	11 (1st 15:59)
Lead Changes	0	
Times Tied	0	
Time with Lead	00:00	39:11

Points from	UNA	GaTech
Turnovers	17	19
Paint	40	48
Second Chance	10	10
Fast Breaks	10	14
Bench	35	21

Period by Period Scoring	1st	2nd	TOT
UNA	24	37	61
GaTech	43	37	80

Official Basketball Box Score - Final

Georgia Tech at Iowa

11/29/22 Carver-Hawkeye Arena , Iowa City
2022-23 Men's Basketball

Game Time: 8:05 PM
Game Duration: 1:57
Attendance: 10,450

Officials: Brian Dorsey, Chris Beaver, Brooks Wells

Georgia Tech - 65 Record: 4-3

NO.	Name		Min	FG M-A	3P M-A	FT M-A	Rebounds OR	DR	TOT	Fouls PF	FD	TP	AS	TO	ST	Blocks BS	BA	+/-
4	Ja'von Franklin	F	29:18	2-6	0-0	3-3	2	5	7	3	3	7	4	2	1	1	1	-14
14	Jalon Moore	F	28:57	4-5	0-0	2-2	4	4	8	3	2	10	0	2	3	0	0	-8
3	Dallan Coleman	G	30:27	4-10	2-6	2-3	0	0	0	4	3	12	0	1	0	0	0	-16
5	Deivon Smith	G	33:05	5-13	0-1	0-0	3	5	8	3	0	10	4	2	1	0	3	-15
13	Miles Kelly	G	35:15	8-14	4-8	1-2	1	3	4	2	3	21	1	3	0	0	0	-12
0	Lance Terry		18:05	1-6	0-4	0-0	0	2	2	1	0	2	2	0	0	0	1	-10
1	Kyle Sturdivant		13:18	1-5	1-2	0-0	0	1	1	3	0	3	1	0	1	0	0	-4
11	Tristan Maxwell		08:33	0-4	0-2	0-0	0	0	0	1	0	0	1	0	0	0	1	-2
23	Jordan Meka		03:02	0-1	0-0	0-0	0	0	0	1	0	0	0	0	0	0	0	1
Team							5	0	5			0		1				
Totals				25-64	7-23	8-10	15	20	35	21	11	65	13	11	6	1	6	-16

Shooting By Period		
1st FG%	13-33	39.4%
3PT%	3-11	27.3%
FT%	0-0	0%
2nd FG%	12-31	38.7%
3PT%	4-12	33.3%
FT%	8-10	80%
GM FG%	25-64	39.1%
3PT%	7-23	30.4%
FT%	8-10	80.0%

Dead Ball Rebounds: 1, 0

Technical Fouls::NONE

Iowa - 81 Record: 6-1

NO.	Name		Min	FG M-A	3P M-A	FT M-A	Rebounds OR	DR	TOT	Fouls PF	FD	TP	AS	TO	ST	Blocks BS	BA	+/-
0	Filip Rebraca	F	29:51	4-8	0-0	5-10	5	2	7	3	7	13	2	5	2	1	1	19
22	Patrick McCaffery	F	26:10	2-8	1-5	4-5	0	3	3	0	3	9	0	1	0	1	0	8
24	Kris Murray	F	38:34	11-18	4-8	5-8	8	12	20	1	5	31	4	2	0	2	0	15
1	Ahron Ulis	G	21:39	0-4	0-1	0-0	0	0	0	1	0	0	5	0	2	0	0	4
11	Tony Perkins	G	32:37	4-9	0-3	3-6	1	1	2	2	3	11	3	1	0	1	0	9
20	Payton Sandfort		14:26	2-8	1-5	0-0	1	1	2	2	0	5	2	0	0	0	0	6
30	Connor McCaffery		30:39	3-4	3-4	1-2	4	6	10	2	3	10	3	0	1	0	0	13
5	Dasonte Bowen		06:04	1-1	0-0	0-0	0	0	0	0	0	2	2	0	0	1	0	6
Team							0	0	0			0		0				
Totals				27-60	9-26	18-31	19	25	44	11	21	81	21	9	5	6	1	16

Shooting By Period		
1st FG%	14-35	40.0%
3PT%	4-18	22.2%
FT%	8-16	50%
2nd FG%	13-25	52.0%
3PT%	5-8	62.5%
FT%	10-15	66.7%
GM FG%	27-60	45.0%
3PT%	9-26	34.6%
FT%	18-31	58.1%

Dead Ball Rebounds: 7, 0

Technical Fouls::NONE

	GT	IOWA
Biggest lead	2 (1st 19:15)	17 (2nd 5:06)
Best Scoring Run	9(2nd 18:19)	9(2nd 10:17)
Lead Changes	1	
Times Tied	2	
Time with Lead	00:30	36:29

Points from	GT	IOWA
Turnovers	13	16
Paint	34	36
Second Chance	15	27
Fast Breaks	5	5
Bench	5	17

Period by Period Scoring	1st	2nd	TOT
GT	29	36	65
IOWA	40	41	81

Official Basketball Box Score - Final

Northeastern at Georgia Tech

12/02/22 McCamish Pavilion, Atlanta
2022-23 Men's Basketball

Game Time: 7:30 PM
Game Duration: 1:54
Attendance: 3,494

Officials: Jeff Clark, Brent Hampton, Jeremy Mosier

Northeastern - 63 Record: 1-6

NO.	Name		Min	FG M-A	3P M-A	FT M-A	Rebounds OR	DR	TOT	Fouls PF	FD	TP	AS	TO	ST	Blocks BS	BA	+/-
12	Alexander Nwagha	F	21:05	3-5	0-0	2-2	3	4	7	4	1	8	2	2	1	1	0	-7
15	Coleman Stucke	F	16:32	1-7	0-3	0-1	0	1	1	1	2	2	1	1	0	0	1	-6
3	Chase Cormier	G	23:07	1-4	1-4	0-0	1	1	2	3	0	3	3	1	0	0	0	-14
10	Harold Woods	G	16:26	0-4	0-2	0-0	0	2	2	3	1	0	1	1	1	0	2	-14
11	Jahmyl Telfort	G	26:47	5-11	0-2	1-2	2	1	3	1	2	11	4	2	0	0	0	-22
23	Joe Pridgen		15:59	4-10	0-1	1-2	1	3	4	1	1	9	1	2	0	0	0	-14
4	Rashad King		15:33	0-3	0-1	1-2	0	3	3	0	1	1	1	1	0	2	0	-1
2	Glen McClintock		12:41	1-3	1-3	0-0	0	1	1	0	0	3	1	0	1	0	0	-5
13	Jared Turner		24:12	3-6	3-5	1-1	0	5	5	2	3	10	0	0	0	0	0	-7
45	Collin Metcalf		11:27	1-1	0-0	0-0	2	0	2	2	0	2	0	1	1	2	0	-1
1	Masai Troutman		11:59	1-3	0-2	8-12	0	0	0	0	6	10	0	0	0	0	0	0
55	To Randriasalama		04:12	2-5	0-2	0-0	0	0	0	0	0	4	0	0	0	1	1	1
Team							4	2	6			0		0				
Totals				22-62	5-25	14-22	13	23	36	17	17	63	14	11	4	6	4	-18

Shooting By Period		
1st FG%	11-37	29.7%
3PT%	2-17	11.8%
FT%	2-3	66.7%
2nd FG%	11-25	44.0%
3PT%	3-8	37.5%
FT%	12-19	63.2%
GM FG%	22-62	35.5%
3PT%	5-25	20.0%
FT%	14-22	63.6%

Dead Ball Rebounds: 3, 0

Technical Fouls: NONE

Georgia Tech - 81 Record: 5-3

NO.	Name		Min	FG M-A	3P M-A	FT M-A	Rebounds OR	DR	TOT	Fouls PF	FD	TP	AS	TO	ST	Blocks BS	BA	+/-
4	Ja'von Franklin	F	22:48	3-6	0-0	1-2	2	3	5	1	1	7	3	2	3	1	1	15
14	Jalon Moore	F	38:11	3-10	0-3	10-10	4	5	9	3	6	16	2	0	0	3	2	22
3	Dallan "Deebo" Coleman	G	23:11	3-7	0-3	0-0	0	2	2	2	0	6	0	1	0	0	1	18
5	Deivon Smith	G	19:25	3-5	0-1	0-1	0	4	4	1	2	6	3	0	1	0	0	5
13	Miles Kelly	G	30:05	5-9	4-5	2-2	1	3	4	2	1	16	0	2	2	0	0	19
0	Lance Terry		19:52	5-6	0-1	1-1	1	4	5	1	2	11	0	1	1	0	0	10
1	Kyle Sturdivant		14:20	2-9	1-3	2-4	0	0	0	2	2	7	2	1	0	0	0	9
11	Tristan Maxwell		09:29	0-1	0-0	0-0	0	1	1	0	0	0	0	0	0	0	0	-3
23	Jordan Meka		05:06	0-2	0-0	0-0	2	1	3	0	0	0	0	0	0	0	1	-1
24	Rodney Howard		12:06	4-7	0-0	4-4	4	3	7	2	2	12	1	1	0	0	1	4
10	Cyril Martynov		01:33	0-1	0-0	0-0	1	1	2	0	0	0	0	0	0	0	0	-2
30	Coleman Boyd		01:18	0-0	0-0	0-0	0	0	0	0	0	0	0	0	0	0	0	-2
33	Brayden Daniels		01:18	0-0	0-0	0-2	0	1	1	1	1	0	0	0	0	0	0	-2
43	Jermontae Hill		01:18	0-0	0-0	0-0	0	0	0	2	0	0	0	1	0	0	0	-2
Team							0	3	3			0		0				
Totals				28-63	5-16	20-26	15	31	46	17	17	81	11	9	5	4	6	18

Shooting By Period		
1st FG%	16-34	47.1%
3PT%	3-10	30.0%
FT%	7-8	87.5%
2nd FG%	12-29	41.4%
3PT%	2-6	33.3%
FT%	13-18	72.2%
GM FG%	28-63	44.4%
3PT%	5-16	31.3%
FT%	20-26	76.9%

Dead Ball Rebounds: 3, 1

Technical Fouls: NONE

	NE	GaTech
Biggest lead	2 (1st 19:31)	23 (2nd 7:53)
Best Scoring Run	6 (1st 4:52)	9 (1st 12:56)
Lead Changes	3	
Times Tied	1	
Time with Lead	03:04	35:04

Points from	NE	GaTech
Turnovers	7	10
Paint	32	42
Second Chance	14	22
Fast Breaks	0	11
Bench	39	30

Period by Period Scoring	1st	2nd	TOT
NE	26	37	63
GaTech	42	39	81

2022-23 BOX SCORES

Official Basketball Box Score - Final
Georgia at Georgia Tech
12/06/22 McCamish Pavilion, Atlanta
2022-23 Men's Basketball

Game Time: 7:00 PM
Game Duration: 2:05
Attendance: 5,810

Officials: Ron Groover, Terry Oglesby, Mike Roberts

Georgia - 77 Record: 7-3

NO.	Name		Min	FG M-A	3P M-A	FT M-A	Rebounds OR	DR	TOT	Fouls PF	FD	TP	AS	TO	ST	Blocks BS	BA	+/-
12	Matthew-Alexander Moncrieffe	F	26:51	5-6	0-0	1-4	1	5	6	2	2	11	1	1	0	0	0	-13
23	Braelen Bridges	C	15:58	3-7	0-0	1-1	0	1	1	1	1	7	0	1	0	1	1	-10
0	Terry Roberts	G	27:53	8-17	0-3	0-0	0	4	4	3	1	16	7	5	1	0	1	-7
3	Kario Oquendo	G	32:24	5-12	2-5	3-4	4	3	7	0	2	15	1	0	0	0	1	-7
11	Justin Hill	G	24:54	0-4	0-1	2-4	0	2	2	2	3	2	1	2	0	0	2	-4
13	Mardrez McBride		27:16	2-3	2-2	1-2	0	3	3	0	1	7	4	0	1	1	0	7
15	Jailyn Ingram		13:40	3-4	2-2	1-1	0	2	2	3	1	9	0	1	0	0	0	3
1	Jabri Abdur-Rahim		16:30	1-1	0-0	0-0	0	1	1	3	0	2	1	1	0	0	0	14
5	Frank Anselem		14:35	4-4	0-0	0-0	1	1	2	2	0	8	0	0	0	1	0	7
Team							3	0	3			0		0				
Totals				31-58	6-13	9-16	9	22	31	16	11	77	15	11	2	3	5	-2

Technical Fouls: NONE

Shooting By Period		
1st FG%	16-29	55.2%
3PT%	3-6	50.0%
FT%	4-5	80%
2nd FG%	15-29	51.7%
3PT%	3-7	42.9%
FT%	5-11	45.5%
GM FG%	31-58	53.4%
3PT%	6-13	46.2%
FT%	9-16	56.3%

Dead Ball Rebounds: 7, 0

Georgia Tech - 79 Record: 6-3

NO.	Name		Min	FG M-A	3P M-A	FT M-A	Rebounds OR	DR	TOT	Fouls PF	FD	TP	AS	TO	ST	Blocks BS	BA	+/-
4	Ja'von Franklin	F	27:11	4-6	0-0	5-6	4	5	9	2	5	13	1	1	2	2	0	-1
14	Jalon Moore	F	32:30	5-11	0-1	2-4	1	1	2	1	4	12	0	1	1	1	0	4
3	Dallan "Deebo" Coleman	G	35:06	3-8	1-4	0-2	1	1	2	3	1	7	3	1	2	0	0	2
5	Deivon Smith	G	28:26	4-10	1-3	1-1	2	3	5	1	3	10	6	3	1	1	1	5
13	Miles Kelly	G	37:34	5-13	3-7	4-4	1	4	5	2	2	17	2	0	1	0	1	5
0	Lance Terry		20:25	3-6	0-2	2-2	0	0	0	0	1	8	1	0	0	1	0	0
1	Kyle Sturdivant		07:14	2-5	0-2	0-0	0	1	1	0	0	4	1	0	0	0	1	-5
24	Rodney Howard		11:35	4-4	0-0	0-0	0	1	1	2	0	8	0	0	0	0	0	0
Team							2	2	4			0		1				
Totals				30-63	5-19	14-19	11	18	29	11	16	79	14	7	7	5	3	2

Technical Fouls: NONE

Shooting By Period		
1st FG%	15-37	40.5%
3PT%	2-13	15.4%
FT%	2-3	66.7%
2nd FG%	15-26	57.7%
3PT%	3-6	50.0%
FT%	12-16	75%
GM FG%	30-63	47.6%
3PT%	5-19	26.3%
FT%	14-19	73.7%

Dead Ball Rebounds: 5, 0

	UGA	GaTech
Biggest lead	5 (1st 0:37)	8 (1st 9:30)
Best Scoring Run	7 (1st 8:24)	9 (2nd 18:07)
Lead Changes	18	
Times Tied	11	
Time with Lead	14:17	17:07

Points from	UGA	GaTech
Turnovers	5	8
Paint	48	44
Second Chance	13	13
Fast Breaks	9	12
Bench	26	20

Period by Period Scoring	1st	2nd	TOT
UGA	39	38	77
GaTech	34	45	79

Official Basketball Box Score - Final
Georgia Tech at North Carolina
12/10/22 Smith Center, Chapel Hill
2022-23 Men's Basketball

Game Time: 3:15 PM
Game Duration: 1:55
Attendance: 19,410

Officials: Roger Ayers, Bert Smith, Kipp Kissinger

Georgia Tech - 59 Record: 6-4 (0-1)

NO.	Name		Min	FG M-A	3P M-A	FT M-A	Rebounds OR	DR	TOT	Fouls PF	FD	TP	AS	TO	ST	Blocks BS	BA	+/-
4	Ja'von Franklin	F	06:26	0-1	0-0	0-0	0	0	0	1	0	0	1	0	0	0	0	-10
14	Jalon Moore	F	28:05	6-10	1-2	2-2	0	5	5	4	2	15	1	2	2	1	0	-5
3	Dallan "Deebo" Coleman	G	29:24	4-7	3-5	2-2	0	1	1	1	2	13	0	1	0	1	0	-14
5	Deivon Smith	G	22:52	0-5	0-2	0-0	0	4	4	0	0	0	3	0	1	1	1	-8
13	Miles Kelly	G	32:58	6-12	3-8	0-0	0	4	4	2	0	15	0	2	3	0	0	-19
0	Lance Terry		24:32	3-8	2-6	1-2	0	2	2	2	3	9	1	0	0	1	0	-12
23	Jordan Meka		08:09	0-0	0-0	0-0	0	1	1	4	0	0	0	0	0	1	1	6
1	Kyle Sturdivant		15:51	0-6	0-3	1-2	0	2	2	0	2	1	3	1	0	0	0	-7
24	Rodney Howard		25:25	3-3	0-0	0-0	1	1	2	4	0	6	1	4	0	0	0	-12
11	Tristan Maxwell		06:18	0-2	0-0	0-0	0	1	1	2	2	0	0	0	1	0	0	1
Team							0	0	0			0		1				
Totals				22-54	9-26	6-8	1	21	22	20	11	59	10	11	8	5	1	-16

Technical Fouls::NONE

Shooting By Period		
1st FG%	10-30	33.3%
3PT%	5-16	31.3%
FT%	1-2	50%
2nd FG%	12-24	50.0%
3PT%	4-10	40.0%
FT%	5-6	83.3%
GM FG%	22-54	40.7%
3PT%	9-26	34.6%
FT%	6-8	75.0%

Dead Ball Rebounds: 2, 0

North Carolina - 75 Record: 6-4 (1-1)

NO.	Name		Min	FG M-A	3P M-A	FT M-A	Rebounds OR	DR	TOT	Fouls PF	FD	TP	AS	TO	ST	Blocks BS	BA	+/-
5	Armando Bacot	F	33:44	8-16	0-1	5-9	7	6	13	1	7	21	1	0	0	1	0	17
32	Pete Nance	F	30:33	3-4	1-2	4-4	0	6	6	2	3	11	2	1	0	0	0	22
1	Leaky Black	G	35:00	0-4	0-1	1-2	1	4	5	2	2	1	1	1	3	0	1	15
2	Caleb Love	G	31:16	4-12	1-6	1-1	0	3	3	0	2	10	5	4	0	0	2	1
4	RJ Davis	G	34:39	8-13	1-2	5-6	2	8	10	3	5	22	3	4	1	0	2	20
0	Seth Trimble		14:51	1-5	0-1	2-2	0	2	2	1	1	4	3	0	1	0	0	15
14	Puff Johnson		12:17	1-1	0-0	0-0	1	1	2	2	0	2	0	1	0	0	0	-3
24	Tyler Nickel		05:18	1-1	0-0	0-0	0	0	0	0	0	2	0	0	0	0	0	-3
13	Jalen Washington		02:22	1-1	0-0	0-0	0	0	0	0	0	2	0	0	0	0	0	-4
Team							1	1	2			0		0				
Totals				27-57	3-13	18-24	12	31	43	11	20	75	15	11	5	1	5	16

Technical Fouls::NONE

Shooting By Period		
1st FG%	14-31	45.2%
3PT%	2-6	33.3%
FT%	9-11	81.8%
2nd FG%	13-26	50.0%
3PT%	1-7	14.3%
FT%	9-13	69.2%
GM FG%	27-57	47.4%
3PT%	3-13	23.1%
FT%	18-24	75.0%

Dead Ball Rebounds: 3, 0

	GT	UNC
Biggest lead	1 (1st 18:21)	20 (2nd 2:22)
Best Scoring Run	6(2nd 1:44)	11(1st 0:29)
Lead Changes	4	
Times Tied	3	
Time with Lead	00:32	37:00

Points from	GT	UNC
Turnovers	13	13
Paint	22	36
Second Chance	0	7
Fast Breaks	3	17
Bench	16	10

Period by Period Scoring	1st	2nd	TOT
GT	26	33	59
UNC	39	36	75

Official Basketball Box Score - Final
Alabama St. at Georgia Tech
12/17/22 McCamish Pavilion, Atlanta
2022-23 Men's Basketball

Game Time: 2:00 PM
Game Duration: 1:55
Attendance: 3,798

Officials: Jamie Luckie, Jeff Pon, J.W. Lucas

Alabama St. - 60 Record: 1-9

NO.	Name		Min	FG M-A	3P M-A	FT M-A	Rebounds OR	DR	TOT	Fouls PF	FD	TP	AS	TO	ST	Blocks BS	BA	+/-
4	Duane Posey	F	14:53	1-9	0-0	2-2	1	1	2	4	1	4	0	0	0	1	3	-25
30	Eric Coleman	F	23:13	2-6	0-3	2-4	0	1	1	4	3	6	1	2	0	0	0	-26
1	Amarr Knox	G	23:43	2-6	1-3	0-0	0	2	2	0	0	5	3	1	0	1	1	-19
20	Antonio "TJ" Madlock	G	35:03	4-12	0-4	0-0	2	9	11	2	4	8	4	1	2	0	0	-32
24	Isaiah Range	G	34:28	4-11	1-6	0-1	2	3	5	0	2	9	1	3	0	0	2	-38
0	Alex Anderson		30:48	4-10	0-0	4-5	0	5	5	4	4	12	1	0	1	0	1	-19
22	Darrell Reed		15:38	3-5	0-0	2-3	0	3	3	0	2	8	0	0	0	0	1	-2
14	Roland McCoy		20:24	3-6	2-4	0-0	0	2	2	0	0	8	0	0	0	0	0	-13
3	Christian McCray		01:50	0-1	0-0	0-0	0	0	0	0	0	0	0	0	0	0	0	-6
Team							2	1	3			0		0				
Totals				23-66	4-20	10-15	7	27	34	14	16	60	10	7	3	2	8	-36

Technical Fouls: Anderson 2nd 4:18

Shooting By Period		
1st FG%	8-33	24.2%
3PT%	1-9	11.1%
FT%	3-6	50%
2nd FG%	15-33	45.5%
3PT%	3-11	27.3%
FT%	7-9	77.8%
GM FG%	23-66	34.8%
3PT%	4-20	20.0%
FT%	10-15	66.7%

Dead Ball Rebounds: 2, 0

Georgia Tech - 96 Record: 7-4

NO.	Name		Min	FG M-A	3P M-A	FT M-A	Rebounds OR	DR	TOT	Fouls PF	FD	TP	AS	TO	ST	Blocks BS	BA	+/-
14	Jalon Moore	F	25:24	5-8	0-0	5-6	4	3	7	0	6	15	2	0	2	3	0	39
24	Rodney Howard	C	18:18	5-6	0-0	1-2	1	10	11	4	3	11	3	0	0	1	0	37
1	Kyle Sturdivant	G	24:03	5-10	3-4	0-0	0	8	8	2	0	13	7	1	0	1	1	35
11	Tristan Maxwell	G	23:40	6-11	5-8	1-2	0	0	0	1	2	18	4	1	0	1	0	33
13	Miles Kelly	G	24:42	4-9	2-6	0-0	0	2	2	1	0	10	3	0	1	0	0	9
0	Lance Terry		21:07	5-6	2-3	1-1	0	3	3	1	1	13	1	1	0	0	0	35
3	Dallan "Deebo" Coleman		15:18	2-5	0-1	1-2	0	4	4	0	1	5	2	0	2	0	0	8
5	Deivon Smith		14:09	1-5	0-0	0-0	0	2	2	1	0	2	3	0	0	0	0	6
23	Jordan Meka		16:35	2-3	0-0	0-0	1	3	4	5	0	4	0	0	0	2	0	3
10	Cyril Martynov		07:41	1-3	0-0	0-0	0	2	2	1	0	2	0	2	0	0	1	-6
12	Freds Pauls Bagatskis		05:03	0-1	0-1	0-0	0	0	0	1	0	0	0	0	0	0	0	-8
30	Coleman Boyd		01:48	1-1	1-1	0-0	0	0	0	0	0	3	0	0	0	0	0	-5
33	Brayden Daniels		01:48	0-0	0-0	0-0	0	0	0	0	0	0	0	0	0	0	0	-5
43	Jermontae Hill		00:24	0-0	0-0	0-0	0	0	0	0	0	0	0	0	0	0	0	-1
Team							1	1	2			0		0				
Totals				37-68	13-24	9-13	7	38	45	17	13	96	25	5	5	8	2	36

Technical Fouls: Smith 2nd 4:18

Shooting By Period		
1st FG%	21-36	58.3%
3PT%	7-15	46.7%
FT%	6-8	75%
2nd FG%	16-32	50.0%
3PT%	6-9	66.7%
FT%	3-5	60%
GM FG%	37-68	54.4%
3PT%	13-24	54.2%
FT%	9-13	69.2%

Dead Ball Rebounds: 1, 1

	ASU	GaTech
Biggest lead	0 (1st 20:00)	42 (2nd 10:08)
Best Scoring Run	5 (2nd 17:06)	17 (1st 3:06)
Lead Changes	0	
Times Tied	0	
Time with Lead	00:00	39:43

Points from	ASU	GaTech
Turnovers	9	10
Paint	30	38
Second Chance	6	11
Fast Breaks	16	21
Bench	28	29

Period by Period Scoring	1st	2nd	TOT
ASU	20	40	60
GaTech	55	41	96

Official Basketball Box Score - Final
Clemson at Georgia Tech
12/21/22 McCamish Pavilion, Atlanta
2022-23 Men's Basketball

Game Time: 7:30 PM
Game Duration: 2:0
Attendance: 4,76

Officials: Ron Groover, Jeffrey Anderson, Tommy Morrisse

Clemson - 79 Record: 10-3 (2-0)

NO.	Name		Min	FG M-A	3P M-A	FT M-A	Rebounds OR	DR	TOT	Fouls PF	FD	TP	AS	TO	ST	Blocks BS	BA	+/-
4	Ian Schieffelin	F	15:02	2-3	0-0	0-0	0	2	2	2	0	4	1	0	0	0	1	0
5	Hunter Tyson	F	39:02	6-12	2-6	0-0	2	11	13	1	2	14	2	0	0	0	2	12
24	PJ Hall	F	27:34	12-18	0-0	1-1	5	5	10	4	3	25	3	2	0	1	1	8
1	Chase Hunter	G	35:39	4-13	0-3	6-7	1	2	3	2	6	14	4	4	1	1	1	4
11	Brevin Galloway	G	34:58	4-8	3-6	3-3	0	4	4	2	3	14	5	2	1	0	0	9
10	Ben Middlebrooks		06:57	1-1	0-0	0-0	0	1	1	3	0	2	0	1	0	0	0	5
2	Dillon Hunter		23:19	0-3	0-2	2-2	0	2	2	3	2	2	4	0	1	0	0	10
22	RJ Godfrey		10:37	2-3	0-0	0-0	0	2	2	3	0	4	0	1	0	1	0	11
0	Josh Beadle		06:52	0-1	0-1	0-0	0	1	1	2	1	0	1	0	0	0	0	6
Team							0	2	2			0		1				
Totals				31-62	5-18	12-13	8	32	40	22	17	79	20	11	3	3	5	13

Technical Fouls: NONE

Shooting By Period		
1st FG%	17-31	54.8%
3PT%	2-9	22.2%
FT%	4-4	100%
2nd FG%	14-31	45.2%
3PT%	3-9	33.3%
FT%	8-9	88.9%
GM FG%	31-62	50.0%
3PT%	5-18	27.8%
FT%	12-13	92.3%

Dead Ball Rebounds: 0, 0

Georgia Tech - 66 Record: 7-5 (0-2)

NO.	Name		Min	FG M-A	3P M-A	FT M-A	Rebounds OR	DR	TOT	Fouls PF	FD	TP	AS	TO	ST	Blocks BS	BA	+/-
14	Jalon Moore	F	32:06	5-10	0-2	2-5	5	4	9	3	3	12	4	3	1	2	0	-3
24	Rodney Howard	C	25:33	2-3	0-0	1-2	0	6	6	2	2	5	0	1	0	0	0	-2
1	Kyle Sturdivant	G	21:32	6-10	1-4	1-2	0	1	1	3	3	14	0	2	0	0	0	1
11	Tristan Maxwell	G	12:29	0-2	0-2	0-0	0	0	0	0	0	0	1	0	1	0	0	-6
13	Miles Kelly	G	31:39	5-12	3-7	4-4	0	5	5	2	5	17	1	1	0	1	0	-3
0	Lance Terry		18:25	1-4	0-2	0-0	0	0	0	2	2	2	2	0	0	0	1	-14
3	Dallan "Deebo" Coleman		26:44	2-6	1-5	0-2	0	3	3	3	2	5	0	2	0	0	0	-16
4	Ja'von Franklin		14:25	3-6	0-1	1-1	0	0	0	2	3	7	0	1	1	2	0	-11
5	Deivon Smith		17:07	1-5	0-0	2-2	0	4	4	0	2	4	2	0	1	0	2	-11
Team							0	0	0			0		1				
Totals				25-58	5-23	11-18	5	23	28	17	22	66	10	11	4	5	3	-13

Technical Fouls: NONE

Shooting By Period		
1st FG%	9-26	34.6%
3PT%	2-11	18.2%
FT%	6-10	60%
2nd FG%	16-32	50.0%
3PT%	3-12	25.0%
FT%	5-8	62.5%
GM FG%	25-58	43.1%
3PT%	5-23	21.7%
FT%	11-18	61.1%

Dead Ball Rebounds: 3, 1

	Clem	GaTech
Biggest lead	23 (2nd 5:49)	4 (1st 18:14)
Best Scoring Run	10 (1st 7:38)	7 (2nd 4:28)
Lead Changes	4	
Times Tied	1	
Time with Lead	33:20	06:01

Points from	Clem	GaTech
Turnovers	9	18
Paint	48	34
Second Chance	11	9
Fast Breaks	5	10
Bench	8	18

Period by Period Scoring	1st	2nd	TOT
Clem	40	39	79
GaTech	26	40	66

2022-23 BOX SCORES

Official Basketball Box Score - Final
Virginia at Georgia Tech
12/31/22 McCamish Pavilion, Atlanta
2022-23 Men's Basketball

Game Time: 12:00 PM
Game Duration: 1:55
Attendance: 5,371

Officials: Bert Smith, Tommy Morrissey, Courtney Smith

Virginia - 74 Record: 10-2 (2-1)

NO.	Name		Min	FG M-A	3P M-A	FT M-A	Rebounds OR	DR	TOT	Fouls PF	FD	TP	AS	TO	ST	Blocks BS	BA	+/-
1	Jayden Gardner	F	22:01	7-12	0-0	0-0	0	2	2	2	0	14	1	1	1	0	0	13
21	Kadin Shedrick	F	16:53	3-4	0-0	5-5	2	2	4	4	4	11	1	1	1	2	0	12
0	Kihei Clark	G	30:34	6-9	2-3	1-3	1	1	2	1	3	15	8	3	3	0	1	19
2	Reece Beekman	G	26:45	3-6	2-3	0-0	1	3	4	1	0	8	4	2	2	0	0	23
4	Armaan Franklin	G	31:28	3-12	3-9	2-2	2	1	3	1	4	11	4	0	5	0	0	19
11	Isaac McKneely		24:28	3-5	3-5	0-0	1	3	4	2	0	9	2	3	0	0	0	2
5	Ben Vander Plas		21:04	1-3	0-1	1-2	1	5	6	0	3	3	0	0	2	0	0	11
22	Francisco Caffaro		05:46	0-1	0-0	0-0	0	0	0	1	0	0	0	0	0	0	0	8
13	Ryan Dunn		11:44	1-1	0-0	0-0	1	2	3	0	0	2	1	1	0	1	0	-3
10	Taine Murray		04:09	0-1	0-1	0-0	0	0	0	0	0	0	0	0	0	0	0	-4
12	Chase Coleman		02:34	0-0	0-0	1-2	0	0	0	1	1	1	0	0	0	0	0	-4
24	Tristan How		02:34	0-3	0-0	0-2	2	1	3	1	1	0	0	0	0	0	0	-6
Team							0	0	0			0		0				
Totals				27-57	10-22	10-16	11	20	31	14	16	74	21	11	14	3	1	18

Technical Fouls: NONE

Shooting By Period		
1st FG%	13-25	52.0%
3PT%	8-15	53.3%
FT%	2-4	50%
2nd FG%	14-32	43.8%
3PT%	2-7	28.6%
FT%	8-12	66.7%
GM FG%	27-57	47.4%
3PT%	10-22	45.5%
FT%	10-16	62.5%

Dead Ball Rebounds: 2, 0

Georgia Tech - 56 Record: 7-6 (0-3)

NO.	Name		Min	FG M-A	3P M-A	FT M-A	Rebounds OR	DR	TOT	Fouls PF	FD	TP	AS	TO	ST	Blocks BS	BA	+/-
14	Jalon Moore	F	21:49	0-2	0-0	2-2	0	1	1	0	1	2	0	1	1	0	0	-23
24	Rodney Howard	C	27:54	4-6	0-0	0-0	1	4	5	1	0	8	1	4	1	0	0	-18
0	Lance Terry	G	27:38	2-5	1-2	2-2	1	1	2	3	2	7	1	2	0	0	0	-11
1	Kyle Sturdivant	G	29:40	1-4	0-2	0-0	0	2	2	2	1	2	8	5	1	0	0	0
3	Dallan "Deebo" Coleman	G	33:54	2-6	1-3	1-2	0	4	4	3	2	6	1	4	0	0	0	-18
4	Ja'von Franklin		22:20	5-9	0-0	1-4	5	4	9	2	5	11	0	1	1	0	2	3
5	Deivon Smith		08:26	0-0	0-0	0-0	0	1	1	3	0	0	0	3	0	1	0	-15
13	Miles Kelly		28:19	6-13	5-9	3-3	0	1	1	2	3	20	0	3	2	0	1	-8
Team							1	4	5			0		0				
Totals				20-45	7-16	9-13	8	22	30	16	14	56	11	23	6	1	3	-18

Technical Fouls: NONE

Shooting By Period		
1st FG%	9-20	45.0%
3PT%	3-7	42.9%
FT%	4-5	80%
2nd FG%	11-25	44.0%
3PT%	4-9	44.4%
FT%	5-8	62.5%
GM FG%	20-45	44.4%
3PT%	7-16	43.8%
FT%	9-13	69.2%

Dead Ball Rebounds: 1, 1

	UVA	GaTech
Biggest lead	27 (2nd 14:41)	0 (1st 20:00)
Best Scoring Run	25 (2nd 14:41)	6 (1st 7:07)
Lead Changes	0	
Times Tied	1	
Time with Lead	39:17	00:00

Points from	UVA	GaTech
Turnovers	30	17
Paint	28	24
Second Chance	10	4
Fast Breaks	14	15
Bench	15	31

Period by Period Scoring	1st	2nd	TOT
UVA	36	38	74
GaTech	25	31	56

Official Basketball Box Score - Final
Miami (FL) at Georgia Tech
01/04/23 McCamish Pavilion, Atlanta
2022-23 Men's Basketball

Game Time: 7:00 PM
Game Duration: 2:00
Attendance: 4,203

Officials: Jamie Luckie, Brent Hampton, Matt Potter

Miami (FL) - 70 Record: 13-2 (4-1)

NO.	Name		Min	FG M-A	3P M-A	FT M-A	Rebounds OR	DR	TOT	Fouls PF	FD	TP	AS	TO	ST	Blocks BS	BA	+/-
15	Norchad Omier	F	21:02	6-12	0-1	5-7	3	5	8	5	5	17	1	0	0	0	1	1
2	Isaiah Wong	G	36:09	1-11	0-8	4-5	3	3	6	3	3	6	3	2	4	1	0	-10
11	Jordan Miller	G	37:10	7-12	0-1	3-4	2	1	3	2	3	17	0	0	0	0	0	-6
24	Nijel Pack	G	34:01	4-15	3-12	2-2	2	2	4	1	2	13	2	2	1	0	0	2
55	Wooga Poplar	G	20:49	4-8	0-3	1-3	0	2	2	2	2	9	0	2	6	0	0	4
0	AJ Casey		04:52	0-0	0-0	2-2	1	0	1	0	1	2	0	0	0	0	0	-13
4	Bensley Joseph		25:53	1-7	1-5	0-2	1	3	4	3	1	3	3	0	1	1	1	-10
1	Anthony Walker		10:21	1-1	1-1	0-0	1	3	4	0	0	3	1	0	1	0	0	-1
5	Harlond Beverly		06:53	0-1	0-1	0-0	0	0	0	0	0	0	2	0	0	0	0	1
12	Favour Aire		02:50	0-1	0-0	0-0	0	0	0	1	0	0	0	0	0	1	0	2
Team							3	1	4			0		1				
Totals				24-68	5-32	17-25	16	20	36	17	17	70	12	7	13	3	2	-6

Technical Fouls: NONE

Shooting By Period		
1st FG%	14-36	38.9%
3PT%	4-15	26.7%
FT%	3-4	75%
2nd FG%	10-32	31.3%
3PT%	1-17	5.9%
FT%	14-21	66.7%
GM FG%	24-68	35.3%
3PT%	5-32	15.6%
FT%	17-25	68.0%

Dead Ball Rebounds: 4, 0

Georgia Tech - 76 Record: 8-6 (1-3)

NO.	Name		Min	FG M-A	3P M-A	FT M-A	Rebounds OR	DR	TOT	Fouls PF	FD	TP	AS	TO	ST	Blocks BS	BA	+/-
14	Jalon Moore	F	19:36	4-7	0-0	2-2	2	4	6	2	1	10	2	3	1	0	1	0
24	Rodney Howard	C	26:09	2-3	0-0	0-0	2	6	8	3	0	4	3	3	0	1	0	9
0	Lance Terry	G	40:00	8-13	4-5	4-6	2	4	6	2	6	24	0	2	1	1	2	6
3	Dallan "Deebo" Coleman	G	36:07	4-13	2-8	4-4	2	4	6	4	3	14	3	2	1	0	0	8
13	Miles Kelly	G	35:08	5-17	3-9	7-7	0	4	4	2	5	20	1	2	0	0	0	8
4	Ja'von Franklin		13:51	0-1	0-0	0-0	1	1	2	2	2	0	1	2	0	0	0	-3
1	Kyle Sturdivant		08:03	0-2	0-2	0-0	0	1	1	2	0	0	0	1	0	0	0	-2
5	Deivon Smith		21:06	2-5	0-0	0-0	2	5	7	0	0	4	5	0	0	0	0	4
Team							3	3	6			0		0				
Totals				25-61	9-24	17-19	14	32	46	17	17	76	15	15	3	2	3	6

Technical Fouls: NONE

Shooting By Period		
1st FG%	15-32	46.9%
3PT%	6-12	50.0%
FT%	3-3	100%
2nd FG%	10-29	34.5%
3PT%	3-12	25.0%
FT%	14-16	87.5%
GM FG%	25-61	41.0%
3PT%	9-24	37.5%
FT%	17-19	89.5%

Dead Ball Rebounds: 4, 0

	Miami	GaTech
Biggest lead	6 (2nd 6:44)	12 (1st 4:34)
Best Scoring Run	6 (2nd 18:12)	12 (2nd 0:16)
Lead Changes	9	
Times Tied	7	
Time with Lead	10:04	26:50

Points from	Miami	GaTech
Turnovers	13	6
Paint	32	30
Second Chance	26	15
Fast Breaks	8	13
Bench	8	4

Period by Period Scoring	1st	2nd	TOT
Miami	35	35	70
GaTech	39	37	76

Official Basketball Box Score - Final
Georgia Tech at Florida State
01/07/23 Donald L. Tucker Center, Tallahassee
2022-23 Men's Basketball

Game Time: 1:00 PM
Game Duration: 1:48
Attendance: 5,536

Officials: Bill Covington Jr, Jeffrey Clark, Trey Styons

Georgia Tech - 64 Record: 8-7 (1-4)

NO.	Name		Min	FG M-A	3P M-A	FT M-A	Rebounds OR	DR	TOT	Fouls PF	FD	TP	AS	TO	ST	Blocks BS	BA	+/-
14	Jalon Moore	F	22:21	1-4	0-1	5-6	2	3	5	1	4	7	0	1	0	0	0	-16
24	Rodney Howard	C	30:02	0-2	0-0	0-0	4	0	4	2	1	0	2	0	1	1	0	4
0	Lance Terry	G	37:42	6-15	3-6	2-2	0	5	5	2	3	17	0	0	3	0	0	-12
3	Dallan "Deebo" Coleman	G	28:12	4-7	2-5	1-2	1	2	3	2	1	11	3	2	1	0	0	-12
13	Miles Kelly	G	32:29	6-14	4-8	0-0	0	2	2	2	0	16	2	4	0	0	0	-2
4	Ja'von Franklin		18:07	3-4	0-0	0-0	1	2	3	1	0	6	0	0	1	0	0	-6
5	Deivon Smith		22:41	3-8	0-2	1-2	1	6	7	2	2	7	6	3	0	0	0	-3
11	Tristan Maxwell		03:36	0-2	0-1	0-0	0	2	2	0	0	0	0	1	0	0	0	-1
1	Kyle Sturdivant		04:50	0-1	0-1	0-0	0	0	0	0	0	0	2	2	0	0	0	-7
Team							0	1	1			0		0				
Totals				23-57	9-24	9-12	9	23	32	12	11	64	15	13	6	1	0	-11

Technical Fouls::NONE

Shooting By Period		
1st FG%	12-27	44.4%
3PT%	7-14	50.0%
FT%	5-6	83.3%
2nd FG%	11-30	36.7%
3PT%	2-10	20.0%
FT%	4-6	66.7%
GM FG%	23-57	40.4%
3PT%	9-24	37.5%
FT%	9-12	75.0%

Dead Ball Rebounds: 2, 1

Florida State - 75 Record: 5-11 (3-2)

NO.	Name		Min	FG M-A	3P M-A	FT M-A	Rebounds OR	DR	TOT	Fouls PF	FD	TP	AS	TO	ST	Blocks BS	BA	+/-
3	Cameron Corhen	F	17:48	3-8	1-2	1-2	3	1	4	3	1	8	0	0	0	0	1	-2
1	Jalen Warley	G	31:41	3-6	1-3	1-1	1	3	4	2	1	8	5	2	0	0	0	16
4	Caleb Mills	G	35:49	5-11	3-6	0-0	0	1	1	3	2	13	7	3	1	0	0	10
22	Darin Green Jr.	G	40:00	7-15	4-11	0-0	0	7	7	1	1	18	4	0	2	0	0	11
35	Matthew Cleveland	G	38:24	9-16	1-2	2-4	2	10	12	1	3	21	2	2	2	0	0	9
24	Naheem McLeod		22:12	3-4	0-0	1-1	1	3	4	1	4	7	0	0	0	0	0	13
12	Tom House		05:47	0-1	0-1	0-0	0	0	0	0	0	0	2	1	0	0	0	3
0	Chandler Jackson		08:19	0-0	0-0	0-0	0	0	0	0	0	0	3	1	0	0	0	-5
Team							1	1	2			0		0				
Totals				30-61	10-25	5-8	8	26	34	11	12	75	23	9	5	0	1	11

Technical Fouls::NONE

Shooting By Period		
1st FG%	15-29	51.7%
3PT%	6-14	42.9%
FT%	3-5	60%
2nd FG%	15-32	46.9%
3PT%	4-11	36.4%
FT%	2-3	66.7%
GM FG%	30-61	49.2%
3PT%	10-25	40.0%
FT%	5-8	62.5%

Dead Ball Rebounds: 2, 0

	GT	FSU
Biggest lead	9 (1st 15:48)	22 (2nd 5:34)
Best Scoring Run	10(1st 15:48)	11(1st 0:35)
Lead Changes	6	
Times Tied	0	
Time with Lead	16:33	22:58

Points from	GT	FSU
Turnovers	12	18
Paint	24	36
Second Chance	7	6
Fast Breaks	8	11
Bench	13	7

Period by Period Scoring	1st	2nd	TOT
GT	36	28	64
FSU	39	36	75

Official Basketball Box Score - Final
Georgia Tech at Notre Dame
01/10/23 Purcell Pavilion at the Joyce Center, Notre Dame
2022-23 Men's Basketball

Game Time: 7:00 PM
Game Duration: 2:17
Attendance: 4,502

Officials: Clarence Armstrong, John Gaffney, Tim Clougherty

Georgia Tech - 72 Record: 8-8 (1-5)

NO.	Name		Min	FG M-A	3P M-A	FT M-A	Rebounds OR	DR	TOT	Fouls PF	FD	TP	AS	TO	ST	Blocks BS	BA	+/-
4	Ja'von Franklin	F	44:57	5-7	0-0	2-4	6	6	12	1	3	12	3	0	1	4	0	2
24	Rodney Howard	C	13:02	1-3	0-0	0-0	2	1	3	2	0	2	0	1	1	0	0	-12
0	Lance Terry	G	34:55	1-9	0-4	2-2	0	2	2	3	3	4	1	0	1	0	3	-13
3	Dallan "Deebo" Coleman	G	27:11	2-8	0-6	2-2	0	4	4	2	3	6	1	1	0	0	0	-3
13	Miles Kelly	G	39:06	3-10	3-7	2-2	1	2	3	2	1	11	1	4	3	0	0	2
5	Deivon Smith		36:10	7-12	2-4	0-0	2	8	10	4	4	16	7	4	0	1	2	7
11	Tristan Maxwell		11:01	1-5	1-3	0-0	0	2	2	2	0	3	0	1	0	0	0	11
1	Kyle Sturdivant		18:38	7-12	2-3	2-2	0	2	2	2	1	18	1	0	1	0	1	1
Team							3	1	4			0		3				
Totals				27-66	8-27	10-12	14	28	42	18	15	72	14	14	7	5	6	-1

Technical Fouls::NONE

Shooting By Period		
1st FG%	12-32	37.5%
3PT%	4-15	26.7%
FT%	1-2	50%
2nd FG%	13-27	48.1%
3PT%	3-9	33.3%
FT%	7-8	87.5%
:OT FG%	2-7	28.6%
3PT%	1-3	33.3%
FT%	2-2	100%
GM FG%	27-66	40.9%
3PT%	8-27	29.6%
FT%	10-12	83.3%

Dead Ball Rebounds: 1, 0

Notre Dame - 73 Record: 9-8 (1-5)

NO.	Name		Min	FG M-A	3P M-A	FT M-A	Rebounds OR	DR	TOT	Fouls PF	FD	TP	AS	TO	ST	Blocks BS	BA	+/-
14	Nate Laszewski	F	41:41	4-8	1-4	5-6	0	7	7	3	6	14	1	2	2	1	1	-2
3	Trey Wertz	G	36:31	2-7	2-4	0-2	0	4	4	3	1	6	3	0	1	1	0	7
5	Cormac Ryan	G	39:39	5-12	1-4	0-0	1	1	2	1	2	11	3	1	2	2	2	7
10	Marcus Hammond	G	19:55	2-6	2-5	1-1	0	0	0	1	1	7	0	2	0	1	0	-14
23	Dane Goodwin	G	41:34	6-11	1-3	6-7	2	10	12	2	5	19	2	3	1	1	1	-3
1	JJ Starling		38:22	6-12	2-4	2-3	1	2	3	4	3	16	3	4	1	0	0	8
25	Matt Zona		03:11	0-0	0-0	0-0	0	0	0	1	0	0	0	1	0	0	0	4
13	Dom Campbell		04:07	0-3	0-0	0-0	2	1	3	0	0	0	0	0	0	0	1	-2
Team							1	1	2			0		1				
Totals				25-59	9-24	14-19	7	26	33	15	18	73	12	14	7	6	5	1

Technical Fouls::NONE

Shooting By Period		
1st FG%	9-25	36.0%
3PT%	4-9	44.4%
FT%	8-12	66.7%
2nd FG%	14-30	46.7%
3PT%	3-13	23.1%
FT%	4-5	80%
:OT FG%	2-4	50.0%
3PT%	2-2	100.0%
FT%	2-2	100%
GM FG%	25-59	42.4%
3PT%	9-24	37.5%
FT%	14-19	73.7%

Dead Ball Rebounds: 4, 0

	GT	ND
Biggest lead	7 (1st 17:02)	9 (2nd 16:06)
Best Scoring Run	8(2nd 10:31)	11(1st 12:55)
Lead Changes	13	
Times Tied	10	
Time with Lead	20:00	16:37

Points from	GT	ND
Turnovers	17	18
Paint	32	28
Second Chance	14	6
Fast Breaks	6	4
Bench	37	16

Period by Period Scoring	1st	2nd	OT1	TOT
GT	29	36	7	72
ND	30	35	8	73

2022-23 BOX SCORES

Official Basketball Box Score - Final
Pittsburgh at Georgia Tech
01/14/23 McCamish Pavilion, Atlanta
2022-23 Men's Basketball

Game Time: 3:00 PM
Game Duration: 1:53
Attendance: 5,325

Officials: Jamie Luckie, A.J. Desai, Matt Potter

Pittsburgh - 71 Record: 12-6 (5-2)

NO.	Name		Min	FG M-A	3P M-A	FT M-A	Rebounds OR	DR	TOT	Fouls PF	FD	TP	AS	TO	ST	Blocks BS	BA	+/-
2	Blake Hinson	F	29:36	4-14	2-7	3-5	1	3	4	1	5	13	0	0	2	0	1	8
33	Federiko Federiko	C	34:46	1-3	0-0	1-2	3	4	7	3	1	3	0	0	2	3	0	14
0	Nelly Cummings	G	23:44	5-7	1-3	0-0	0	5	5	4	0	11	2	0	0	0	0	11
3	Greg Elliott	G	24:41	1-7	0-3	2-2	0	5	5	0	1	4	1	0	1	0	1	5
11	Jamarius Burton	G	36:54	6-13	0-1	7-7	1	2	3	2	4	19	2	1	1	0	0	11
22	Nike Sibande		34:41	7-12	3-6	4-4	0	6	6	0	4	21	0	1	0	0	0	6
5	Nate Santos		10:24	0-0	0-0	0-0	0	1	1	1	0	0	0	0	0	1	0	3
25	Guillermo Diaz Graham		05:14	0-0	0-0	0-0	1	0	1	1	1	0	0	0	0	0	0	-3
Team							0	3	3			0		1				
Totals				24-56	6-20	17-20	6	29	35	12	16	71	5	3	6	4	2	11

Technical Fouls::NONE

Shooting By Period		
1st FG%	13-33	39.4%
3PT%	5-12	41.7%
FT%	7-7	100%
2nd FG%	11-23	47.8%
3PT%	1-8	12.5%
FT%	10-13	76.9%
GM FG%	24-56	42.9%
3PT%	6-20	30.0%
FT%	17-20	85.0%

Dead Ball Rebounds: 1, 1

Georgia Tech - 60 Record: 8-9 (1-6)

NO.	Name		Min	FG M-A	3P M-A	FT M-A	Rebounds OR	DR	TOT	Fouls PF	FD	TP	AS	TO	ST	Blocks BS	BA	+/-
14	Jalon Moore	F	10:16	1-3	1-2	0-0	0	2	2	1	1	3	0	2	0	1	1	-9
24	Rodney Howard	C	33:38	3-6	0-0	0-1	4	6	10	2	2	6	1	1	0	1	0	-7
0	Lance Terry	G	26:16	1-6	0-2	0-0	0	2	2	4	3	2	1	0	0	0	1	-15
3	Dallan "Deebo" Coleman	G	33:36	5-12	3-8	0-0	0	1	1	4	2	13	2	1	0	0	0	-13
13	Miles Kelly	G	27:21	2-10	2-5	0-0	1	2	3	3	2	6	3	2	0	0	1	-5
5	Deivon Smith		30:54	6-14	3-6	0-1	3	8	11	1	1	15	1	3	0	0	0	-1
1	Kyle Sturdivant		20:11	2-7	1-4	0-0	1	1	2	0	0	5	5	1	0	0	0	1
4	Ja'von Franklin		06:22	1-2	0-0	0-0	1	0	1	1	0	2	0	0	0	0	1	-4
11	Tristan Maxwell		11:26	3-6	2-2	0-1	0	1	1	0	1	8	2	0	0	0	0	-2
Team							4	3	7			0		0				
Totals				24-66	12-29	0-3	14	26	40	16	12	60	15	10	0	2	4	-11

Technical Fouls::NONE

Shooting By Period		
1st FG%	13-35	37.1%
3PT%	8-19	42.1%
FT%	0-0	0%
2nd FG%	11-31	35.5%
3PT%	4-10	40.0%
FT%	0-3	0%
GM FG%	24-66	36.4%
3PT%	12-29	41.4%
FT%	0-3	0.0%

Dead Ball Rebounds: 1, 2

	Pitt	GaTech
Biggest lead	12 (2nd 1:47)	3 (1st 19:02)
Best Scoring Run	7(1st 8:03)	5(1st 9:42)
Lead Changes	11	
Times Tied	4	
Time with Lead	31:37	04:20

Points from	Pitt	GaTech
Turnovers	8	0
Paint	30	16
Second Chance	6	19
Fast Breaks	19	10
Bench	21	30

Period by Period Scoring	1st	2nd	TOT
Pitt	38	33	71
GaTech	34	26	60

Official Basketball Box Score - Final
NC State at Georgia Tech
01/17/23 McCamish Pavilion, Atlanta
2022-23 Men's Basketball

Game Time: 7:00 PM
Game Duration: 2:06
Attendance: 4,242

Officials: Roger Ayers, Lee Cassell, Paul Szelc

NC State - 78 Record: 15-4 (5-3)

NO.	Name		Min	FG M-A	3P M-A	FT M-A	Rebounds OR	DR	TOT	Fouls PF	FD	TP	AS	TO	ST	Blocks BS	BA	+/-
23	Greg Gantt	F	19:35	1-1	0-0	0-0	2	3	5	5	0	2	0	1	1	1	0	-6
30	D.J. Burns Jr.	F	34:36	5-10	0-0	0-1	1	5	6	3	2	10	3	5	1	1	0	6
0	Terquavion Smith	G	37:32	9-17	4-11	3-4	0	3	3	3	3	25	5	3	0	2	0	14
1	Jarkel Joiner	G	38:42	5-11	0-1	9-9	0	8	8	0	8	19	3	4	1	0	2	16
14	Casey Morsell	G	37:24	3-8	2-6	4-4	4	5	9	2	2	12	1	0	1	3	1	14
24	Ernest Ross		16:16	3-3	1-1	1-2	0	2	2	5	1	8	3	0	2	0	0	17
4	LJ Thomas		11:55	1-3	0-2	0-0	0	2	2	0	2	2	0	1	0	0	0	2
10	Breon Pass		04:00	0-0	0-0	0-0	0	1	1	1	0	0	0	0	0	0	0	-3
Team							1	2	3			0		1				
Totals				27-53	7-21	17-20	8	31	39	19	18	78	15	15	6	7	3	12

Technical Fouls: NONE

Shooting By Period		
1st FG%	17-30	56.7%
3PT%	4-11	36.4%
FT%	4-5	80%
2nd FG%	10-23	43.5%
3PT%	3-10	30.0%
FT%	13-15	86.7%
GM FG%	27-53	50.9%
3PT%	7-21	33.3%
FT%	17-20	85.0%

Dead Ball Rebounds: 2, 1

Georgia Tech - 66 Record: 8-10 (1-7)

NO.	Name		Min	FG M-A	3P M-A	FT M-A	Rebounds OR	DR	TOT	Fouls PF	FD	TP	AS	TO	ST	Blocks BS	BA	+/-
14	Jalon Moore	F	32:09	8-14	0-2	1-3	4	4	8	2	3	17	1	1	2	1	1	-10
24	Rodney Howard	C	28:45	4-8	0-0	1-2	4	3	7	3	2	9	5	2	0	1	0	-9
1	Kyle Sturdivant	G	29:37	3-9	1-3	2-3	0	5	5	4	2	9	3	1	2	0	1	1
3	Dallan "Deebo" Coleman	G	20:33	2-7	0-4	0-1	0	1	1	1	1	4	1	0	0	0	2	-2
13	Miles Kelly	G	31:28	4-13	0-6	1-2	1	0	1	4	4	9	2	3	2	0	1	-7
5	Deivon Smith		17:30	2-6	0-1	0-4	2	2	4	2	2	4	2	0	0	1	0	-21
0	Lance Terry		18:47	3-9	1-5	2-3	1	2	3	1	3	9	2	1	1	0	2	-6
4	Ja'von Franklin		18:59	2-4	0-0	1-1	4	1	5	0	2	5	0	0	1	0	0	-5
11	Tristan Maxwell		02:12	0-1	0-0	0-0	0	0	0	1	0	0	0	1	0	0	0	-1
Team							2	0	2			0		1				
Totals				28-71	2-21	8-19	18	18	36	18	19	66	16	10	8	3	7	-12

Technical Fouls: NONE

Shooting By Period		
1st FG%	16-36	44.4%
3PT%	1-10	10.0%
FT%	4-10	40%
2nd FG%	12-35	34.3%
3PT%	1-11	9.1%
FT%	4-9	44.4%
GM FG%	28-71	39.4%
3PT%	2-21	9.5%
FT%	8-19	42.1%

Dead Ball Rebounds: 4, 1

	NCST	GaTech
Biggest lead	16 (2nd 2:42)	10 (1st 15:32)
Best Scoring Run	10 (2nd 19:15)	7 (1st 15:32)
Lead Changes	1	
Times Tied	0	
Time with Lead	21:29	17:57

Points from	NCST	GaTech
Turnovers	16	22
Paint	36	42
Second Chance	4	17
Fast Breaks	13	13
Bench	10	18

Period by Period Scoring	1st	2nd	TOT
NCST	42	36	78
GaTech	37	29	66

Official Basketball Box Score - Final
Syracuse at Georgia Tech
01/21/23 McCamish Pavilion, Atlanta
2022-23 Men's Basketball

Game Time: 12:00 PM
Game Duration: 1:49
Attendance: 5,586

Officials: Ted Valentine, Mark Schnur, Jerry Heater

Syracuse - 80 Record: 13-7 (6-3)

NO.	Name		Min	FG M-A	3P M-A	FT M-A	Rebounds OR	DR	TOT	Fouls PF	FD	TP	AS	TO	ST	Blocks BS	BA	+/-
0	Chris Bell	F	18:25	0-1	0-1	2-3	0	0	0	0	1	2	1	1	0	0	0	1
13	Benny Williams	F	08:18	0-3	0-1	1-2	0	3	3	0	1	1	0	0	0	0	1	-10
14	Jesse Edwards	C	27:16	6-9	0-0	2-2	3	4	7	4	5	14	1	1	0	3	1	2
3	Judah Mintz	G	29:51	4-7	0-1	5-9	1	2	3	2	7	13	6	1	2	1	0	-1
11	Joseph Girard III	G	40:00	11-21	6-10	0-0	0	5	5	0	1	28	7	2	1	0	2	17
5	Justin Taylor		04:31	0-0	0-0	0-0	0	0	0	0	0	0	0	0	1	0	0	-2
1	Maliq Brown		31:42	8-9	0-0	2-2	2	2	4	3	2	18	0	1	4	0	1	27
10	Symir Torrence		10:09	1-2	0-0	0-0	0	1	1	0	0	2	1	2	0	0	0	18
24	Quadir Copeland		17:04	1-4	0-1	0-0	2	4	6	1	0	2	2	0	0	0	0	18
55	Mounir Hima		12:44	0-0	0-0	0-0	0	1	1	2	0	0	0	0	0	1	0	15
Team							1	2	3			0		0				
Totals				31-56	6-14	12-18	9	24	33	12	17	80	18	8	8	5	5	17

Technical Fouls: NONE

Shooting By Period		
1st FG%	14-27	51.9%
3PT%	4-7	57.1%
FT%	8-12	66.7%
2nd FG%	17-29	58.6%
3PT%	2-7	28.6%
FT%	4-6	66.7%
GM FG%	31-56	55.4%
3PT%	6-14	42.9%
FT%	12-18	66.7%

Dead Ball Rebounds: 2, 0

Georgia Tech - 63 Record: 8-11 (1-8)

NO.	Name		Min	FG M-A	3P M-A	FT M-A	Rebounds OR	DR	TOT	Fouls PF	FD	TP	AS	TO	ST	Blocks BS	BA	+/-
14	Jalon Moore	F	26:40	4-13	0-0	3-6	2	3	5	4	4	11	2	3	0	1	3	-3
24	Rodney Howard	C	25:21	2-2	0-0	0-0	3	1	4	1	1	4	1	1	0	1	0	-13
3	Dallan "Deebo" Coleman	G	40:00	6-9	5-8	0-0	0	2	2	1	2	17	2	1	0	0	0	-17
5	Deivon Smith	G	33:47	4-11	1-6	0-0	0	4	4	2	0	9	7	1	2	2	2	-13
13	Miles Kelly	G	36:23	5-14	3-11	0-0	0	4	4	4	0	13	4	2	1	0	0	-9
4	Ja'von Franklin		17:46	1-1	0-0	0-0	0	2	2	3	3	2	2	3	0	1	0	-15
1	Kyle Sturdivant		18:42	3-8	1-6	0-0	0	1	1	2	2	7	2	3	0	0	0	-13
23	Jordan Meka		01:21	0-0	0-0	0-0	1	0	1	0	0	0	0	0	0	0	0	-2
Team							2	2	4			0		2				
Totals				25-58	10-31	3-6	8	19	27	17	12	63	20	16	3	5	5	-17

Technical Fouls: NONE

Shooting By Period		
1st FG%	14-26	53.8%
3PT%	4-14	28.6%
FT%	1-2	50%
2nd FG%	11-32	34.4%
3PT%	6-17	35.3%
FT%	2-4	50%
GM FG%	25-58	43.1%
3PT%	10-31	32.3%
FT%	3-6	50.0%

Dead Ball Rebounds: 4, 1

	SYR	GaTech
Biggest lead	17 (2nd 1:10)	11 (1st 12:56)
Best Scoring Run	17 (1st 6:19)	6 (1st 17:31)
Lead Changes	1	
Times Tied	1	
Time with Lead	29:02	10:09

Points from	SYR	GaTech
Turnovers	24	7
Paint	44	24
Second Chance	5	7
Fast Breaks	14	13
Bench	22	9

Period by Period Scoring	1st	2nd	TOT
SYR	40	40	80
GaTech	33	30	63

MISCELLANEOUS

Starting Lineups

Game	Opponent	Result	G	G	G	G	C/F	Lineup#	Record
N7	CLAYTON STATE	W, 93-63	Sturdivant	Smith	Terry	Coleman	Howard	1	1-0
N12	at Georgia State	W, 59-57	Sturdivant	Smith	Terry	Coleman	Howard	1	2-0
N17	NORTHERN ILLINOIS	W, 68-50	Sturdivant	Smith	Terry	Coleman	Howard	1	3-0
N21	vs. Utah#	L, 64-68	Sturdivant	Smith	Terry	Coleman	Howard	1	3-1
N23	Marquette#	L, 60-84	Sturdivant	Smith	Terry	Coleman	Franklin	2	0-1
N26	NORTH ALABAMA	W, 80-61	Kelly	Smith	Moore	Coleman	Franklin	3	1-0
N29	at Iowa	L, 65-81	Kelly	Smith	Moore	Coleman	Franklin	3	1-1
D2	NORTHEASTERN	W, 81-63	Kelly	Smith	Moore	Coleman	Franklin	3	2-1
D6	GEORGIA	W, 79-77	Kelly	Smith	Moore	Coleman	Franklin	3	3-1
D10	at North Carolina	L, 59-75	Kelly	Smith	Moore	Coleman	Franklin	3	3-2
D17	ALABAMA STATE	W, 96-60	Kelly	Sturdivant	Moore	Maxwell	Howard	4	1-0
D21	CLEMSON	L, 66-79	Kelly	Sturdivant	Moore	Maxwell	Howard	4	1-1
D31	VIRGINIA	L, 56-74	Sturdivant	Terry	Moore	Coleman	Howard	5	0-1
J4	MIAMI	W, 76-70	Kelly	Terry	Moore	Coleman	Howard	6	1-0
J7	at Florida State	L, 64-75	Kelly	Terry	Moore	Coleman	Howard	6	1-1
J10	at Notre Dame	L, 72-73 (ot)	Kelly	Terry	Franklin	Coleman	Howard	7	0-1
J14	PITTSBURGH	L, 60-71	Kelly	Terry	Moore	Coleman	Howard	6	1-2
J17	NC STATE	L, 66-78	Kelly	Sturdivant	Moore	Coleman	Howard	8	0-1
J21	SYRACUSE	L, 63-80	Kelly	Smith	Moore	Coleman	Howard	9	0-1
J24	at Clemson								
J28	DUKE								
F1	at Louisville								
F4	at NC State								
F8	NOTRE DAME								
F11	at Wake Forest								
F15	VIRGINIA TECH								
F18	FLORIDA TECH								
F21	at Pittsburgh								
F25	LOUISVILLE								
F28	at Syracuse								
M4	at Boston College								
M7	ACC Tournament								

Specialty Stats (GT/Opp)

Game	Opponent	Paint	OffTO	2ndCh	FBreak	Bench
N7	CLAYTON STATE	52/34	16/14	15/13	25/10	33/18
N12	at Georgia State	22/38	16/6	9/13	8/4	27/24
N17	NORTHERN ILLINOIS	42/24	16/10	17/6	17/14	35/8
N21	vs. Utah#	32/34	24/6	9/13	15/7	31/16
N23	Marquette#	28/38	12/24	16/12	2/17	15/29
N26	NORTH ALABAMA	48/40	19/17	10/10	14/10	21/35
N29	at Iowa	34/36	13/16	15/27	5/5	5/17
D2	NORTHEASTERN	42/32	10/7	22/14	11/0	30/39
D6	GEORGIA	44/48	8/5	13/13	12/9	20/26
D10	at North Carolina	22/36	13/13	0/7	3/17	16/10
D17	ALABAMA STATE	38/30	10/9	11/6	21/16	29/28
D21	CLEMSON	34/48	18/9	9/11	10/5	18/8
D31	VIRGINIA	24/28	17/30	4/10	15/14	31/15
J4	MIAMI	30/32	6/13	15/26	13/8	4/8
J7	at Florida State	24/36	12/18	7/6	8/11	13/7
J10	at Notre Dame	32/28	17/18	14/6	6/4	37/16
J14	PITTSBURGH	16/30	0/8	19/6	10/19	30/21
J17	NC STATE	42/26	22/16	17/4	13/13	18/10
J21	SYRACUSE	24/44	7/24	7/5	13/14	9/22
J24	at Clemson					
J28	DUKE					
F1	at Louisville					
F4	at NC State					
F8	NOTRE DAME					
F11	at Wake Forest					
F15	VIRGINIA TECH					
F18	FLORIDA TECH					
F21	at Pittsburgh					
F25	LOUISVILLE					
F28	at Syracuse					
M4	at Boston College					
M7	ACC Tournament					

Miscellaneous

	Opponent	Uniform Color	Tip	Large Lead	Large Deficit	Ties	Lead Changes	GT Led	Opp Led	Game Tied	1st GT Subs	On the Floor at the End
N7	CLAYTON STATE	White	CST	37	2	3	2	34:37	1:22	4:01	Kelly, Franklin > Terry, Howard - 14:29-1H	Boyd, Daniels, Hill, Bagatskis, Martynov
N12	at Georgia State	Gold	GT	8	9	8	8	13:29	21:05	5:26	Franklin > Howard - 15:53-1H	Terry, Coleman, Kelly, Moore, Howard
N17	NORTHERN ILLINOIS	White	GT	26	-	-	-	38:50	-	1:10	Franklin > Howard - 16:17-1H	Sturdivant, Franklin, Maxwell, Kelly, Moore
N21	vs. Utah#	White	Utah	4	19	4	2	6:10	31;30	2:19	Kelly > Sturdivant - 16:18-1H	Terry, Coleman, Smith, Moore, Franklin
N23	Marquette#	White	Marq	-	29	-	-	-	38:21	1:37	Kelly/Maxwell/Moore > Terry/Sturdivant/Coleman - 15:16-1H	Terry, Sturdivant, Kelly, Bagatskis, Franklin
N26	NORTH ALABAMA	Gold	GT	25	-	-	-	39:11	-	0:49	Sturdivant, Terry, Howard > Smith, Kelly, Franklin - 14:25-1H	Boyd, Daniels, Hill, Bagatskis, Martynov
N29	at Iowa	Gray	Iowa	2	17	2	1	0:30	36:29	3:01	Terry, Sturdivant, Maxwell, Meka > Smith, Kelly, Moore, Franklin - 13:47-1H	Terry, Sturdivant, Coleman, Kelly, Moore
D2	NORTHEASTERN	White	NE	23	2	1	3	35:04	3:04	1:52	Terry > Moore - 12:14-1H	Boyd, Daniels, Hill, Meka, Martynov
D6	GEORGIA	White	GT	8	5	11	18	17:07	14:17	8:36	Terry > Moore - 14:18-1H	Terry, Coleman, Smith, Kelly, Moore
D10	at North Carolina	Gold	NC	1	20	3	4	0:32	37:00	2:28	Terry, Meka > Moore, Franklin - 15:43-1H	Terry, Sturdivant, Coleman, Kelly, Meka
D17	ALABAMA STATE	Gold	GT	42	-	-	-	39:43	-	0:17	Terry, Coleman, Smith > Kelly, Moore, Sturdivant - 12:47-1H	Boyd, Daniels, Hill, Bagatskis, Martynov
D21	CLEMSON	White	CL	23	4	1	4	6:01	33:20	0:39	Terry, Coleman, Smith, Franklin > Sturdivant, Maxwell, Moore, Howard - 13:25-1H	Terry, Sturdivant, Kelly, Moore, Howard
D31	VIRGINIA	White	VA	-	27	1	-	-	39:17	0:43	Smith, Kelly, Franklin > Terry, Sturdivant, Howard - 11:52-1H	Terry, Sturdivant, Coleman, Kelly, Franklin
J4	MIAMI	White	MIA	6	12	7	9	26:50	10:04	3:06	Franklin > Howard – 11:52-1H	Terry, Coleman, Smith, Kelly, Howard
J7	at Florida State	Gold	FSU	9	22	-	6	16:33	22:58	0:29	Frankin > Howard - 10:43-1H	Terry, Smith, Kelly, Franklin, Howard
J10	at Notre Dame	Gray	ND	7	9	10	13	20:00	16:37	3:23	Smith > Coleman - 13:28-1H	Sturdivant, Smith, Coleman, Kelly, Franklin
J14	PITTSBURGH	White	Pitt	3	12	4	11	4:20	31:37	4:03	Smith > Moore - 15:34-1H	Terry, Coleman, Smith, Kelly, Howard
J17	NC STATE	Gold	NCSt	10	16	-	1	17:57	21:27	0:36	Smith > Sturdivant - 14:38-1H	Sturdivant, Coleman, Kelly, Moore, Franklin
J21	SYRACUSE	White	GT	11	17	1	1	10:09	29:02	0:49	Franklin > Moore - 10:56-1H	Sturdivant, Coleman, Kelly, Moore, Howard
J24	at Clemson											
J28	DUKE											
F1	at Louisville											
F4	at NC State											
F8	NOTRE DAME											
F11	at Wake Forest											
F15	VIRGINIA TECH											
F18	FLORIDA TECH											
F21	at Pittsburgh											
F25	LOUISVILLE											
F28	at Syracuse											
M4	at Boston College											
M7	ACC Tournament											

**alternate gold or white uniform*

ROSTER AT-A-GLANCE

NUMERICAL

No.	Name	Pos.	Ht.	Wt.	Cl.	Exp.	Hometown	High School/College
0	Lance Terry	G	6-2	200	Sr.	TR	College Park, Ga.	The Heritage School/Gardner-Webb
1	Kyle Sturdivant	G	6-3	196	Sr.	2VL	Norcross, Ga.	Norcross HS/Southern California
3	Dallan "Deebo" Coleman	G	6-6	218	So.	1VL	Memphis, Tenn.	West Nassau HS [Callahan, Fla.]
4	Ja'von Franklin	F	6-7	214	Sr.	TR*	Little Rock, Ark.	Parkview Magnet/Holmes CAuburn/South Alabama
5	Deivon Smith	G	6-1	176	Jr.	1VL	Loganville, Ga.	Grayson HS/Mississippi State
10	Cyril Martynov	C/F	7-0	229	Fr.	HS	Barrie, Ontario	Innisdale Secondary School/Lawrenceville [N.J.] School
11	Tristan Maxwell	G	6-3	205	Jr.	2VL	Huntersville, N.C.	North Mecklenburg HS
12	Freds Pauls Bagatskis	F	6-8	180	Fr.	HS	Riga, Latvia	Mas Camarena/Valencia [Spain] Basketball Club
13	Miles Kelly	G	6-6	175	So.	1VL	Stone Mountain, Ga.	Parkview HS/Hargrave Military Academy [Chatham, Va.]
14	Jalon Moore	F	6-7	209	So.	1VL	Birmingham, Ala.	Gardendale HS
23	Jordan Meka	C/F	6-8	219	Jr.	2VL	Yaoundé, Cameroon	Mt. Bethel Christian Academy [Marietta, Ga.]
24	Rodney Howard	C/F	6-11	256	Sr.	2VL	Ypsilanti, Mich.	Legacy Charter School [Greenville, S.C.]/Georgia
30	Coleman Boyd	G	6-1	178	Sr.	3VL	Smyrna, Ga.	Mt. Bethel Christian Academy
33	Brayden Daniels	G	6-4	188	So.	1VL	Louisville, Ky.	Christian Academy of Louisville
35	Emmer Nichols	F	6-6	219	Fr.	HS	Woodside, Calif.	Sacred Heart Preparatory School
43	Jermontae Hill	G	6-6	206	r-Fr.	HS	Atlanta, Ga.	Tucker HS/DME Academy (Daytona, Fla.)

ALPHABETICAL

No.	Name	Pos.	Ht.	Wt.	Cl.	Exp.	Hometown	High School/College
12	Freds Pauls Bagatskis	F	6-8	180	Fr.	HS	Riga, Latvia	Mas Camarena/Valencia [Spain] Basketball Club
30	Coleman Boyd	G	6-1	178	Sr.	3VL	Smyrna, Ga.	Mt. Bethel Christian Academy
3	Dallan "Deebo" Coleman	G	6-6	218	So.	1VL	Memphis, Tenn.	West Nassau HS [Callahan, Fla.]
33	Brayden Daniels	G	6-4	188	So.	1VL	Louisville, Ky.	Christian Academy of Louisville
4	Ja'von Franklin	F	6-7	214	Sr.	TR*	Little Rock, Ark.	Parkview Magnet/Holmes CC/Auburn/South Alabama
43	Jermontae Hill	G	6-6	206	r-Fr.	HS	Atlanta, Ga.	Tucker HS/DME Academy (Daytona, Fla.)
24	Rodney Howard	C/F	6-11	256	Sr.	2VL	Ypsilanti, Mich.	Legacy Charter School [Greenville, S.C.]/Georgia
13	Miles Kelly	G	6-6	175	So.	1VL	Stone Mountain, Ga.	Parkview HS/Hargrave Military Academy [Chatham, Va.]
10	Cyril Martynov	C/F	7-0	229	Fr.	HS	Barrie, Ontario	Innisdale Secondary School/Lawrenceville [N.J.] School
11	Tristan Maxwell	G	6-3	205	Jr.	2VL	Huntersville, N.C.	North Mecklenburg HS
23	Jordan Meka	C/F	6-8	219	Jr.	2VL	Yaoundé, Cameroon	Mt. Bethel Christian Academy [Marietta, Ga.]
14	Jalon Moore	F	6-7	209	So.	1VL	Birmingham, Ala.	Gardendale HS
35	Emmer Nichols	F	6-6	219	Fr.	HS	Woodside, Calif.	Sacred Heart Preparatory School
5	Deivon Smith	G	6-1	176	Jr.	1VL	Loganville, Ga.	Grayson HS/Mississippi State
1	Kyle Sturdivant	G	6-3	196	Sr.	2VL	Norcross, Ga.	Norcross HS/Southern California
0	Lance Terry	G	6-2	200	Sr.	TR	College Park, Ga.	The Heritage School/Gardner-Webb

**graduate transfer*

Head Coach: Josh Pastner (Arizona, 1997), 7th season
Associate Head Coach: Anthony Wilkins (Kent State, 2013), 5th season
Assistant Coach: Julian Swartz (Carroll College, 2005), 7th season
Assistant Coach: Brian Eskildsen (Tennessee, 2009), 1st season
Director of Operations: Tyler Benson (St. Bonaventure, 2009), 7th season
Director of Player Personnel: B.J. Elder (Georgia Tech, 2014), 4th season
Director of Scouting: Hayden Sheridan (Arizona, 2016), 5th season
Player Development Coach: Eddie Dimas (Grand Canyon, 2015), 2nd season
Athletic Trainer: Richard Stewart (Salisbury, 2005), 16th season
Analytics and Assistant Video Coordinator: Justin Wrenn (Georgia Tech, 2020), 1st season

Pronunciations

McCamish Pavilion	Mc-CAM-ish (like CAM Newton)
Freds Pauls Bagatskis	fred paul buh-GAT-skis (no S in first two names)
Dallan "Deebo" Coleman	DELL-un, DEE-bo
Brian Eskildsen	ESS-killed-sun
Ja'von Franklin	JAY-vonn
Cyril Martynov	KEER-ul MAR-tin-off
Jordan Meka	MECK-uh
Jalon Moore	JAY-lun
Deivon Smith	DAY-vonn
Kyle Sturdivant	STIR-de-vunt

BY CLASS

Seniors: Coleman Boyd, Ja'von Franklin (grad transfer), Rodney Howard, Kyle Sturdivant, Lance Terry
Juniors: Tristan Maxwell, Jordan Meka, Deivon Smith
Sophomores: Dallan "Deebo" Coleman, Brayden Daniels, Miles Kelly, Jalon Moore
Freshman: Freds Pauls Bagatskis, Jermontae Hill (RS), Cyril Martynov, Emmer Nichols

BY STATE/COUNTRY

Alabama: Jalon Moore
Arkansas: Ja'von Franklin
California: Emmer Nichols
Cameroon: Jordan Meka
Canada: Cyril Martynov
Georgia: Coleman Boyd, Jermonatae Hill, Miles Kelly. Deivon Smith, Kyle Sturdivant, Lance Terry
Kentucky: Brayden Daniels
Latvia: Freds Pauls Bagatskis
Michigan: Rodney Howard
North Carolina: Tristan Maxwell
Tennessee: Dallan "Deebo" Coleman

BY MAJOR

Business Administration: Coleman Boyd, Dallan "Deebo" Coleman, Miles Kelly, Jermontae Hill, Rodney Howard, Cyril Martynov, Jordan Meka, Jalon Moore, Kyle Sturdivant
Computer Science: Freds Pauls Bagatskis
Economics/International Affairs: Emmer Nichols
History, Technology & Society: Ja'von Franklin, Lance Terry
Industrial Engineering: Brayden Daniels
Literature, Media & Communication: Tristan Maxwell, Deivon Smith

BY HEIGHT

6-1	Coleman Boyd, Deivon Smith
6-2	Lance Terry
6-3	Tristan Maxwell, Kyle Sturdivant
6-4	Brayden Daniels
6-6	Dallan "Deebo" Coleman, Jermontae Hill, Miles Kelly, Emmer Nichols
6-7	Ja'von Franklin, Jalon Moore
6-8	Freds Pauls Bagatskis, Jordan Meka
6-11	Rodney Howard
7-0	Cyril Martynov

RADIO/TV ROSTER

Freds Pauls Bagatskis 12
F • 6-8 • Fr.

Coleman Boyd 30
G • 6-1 • Sr.

Dallan "Deebo" Coleman 3
G • 6-6 • So.

Brayden Daniels 33
G • 6-4 • So.

Ja'von Franklin 4
F • 6-7 • Sr.



Jermontae Hill 43
G • 6-6 • rFr.



Rodney Howard 24
C/F • 6-11 • Sr.

Miles Kelly 13
G • 6-6 • So.

Cyril Martynov 10
C/F • 7-0 • Fr.

Tristan Maxwell 11
G • 6-3 • Jr.

Jordan Meka 23
C/F • 6-8 • Jr.

Jalon Moore 14
F • 6-7 • So.

Emmer Nichols 35
F • 6-6 • Fr.



Deivon Smith 5
G • 6-1 • Jr.

Kyle Sturdivant 1
G • 6-3 • Sr.

Lance Terry 0
G • 6-2 • Sr.

Josh Pastner
Head Coach

Anthony Wilkins
Associate Head Coach

Julian Swartz
Assistant Coach

Brian Eskildsen
Assistant Coach

Tyler Benson
Director of Operations

B.J. Elder
Director of Player Personnel

Hayden Sheridan
Director of Scouting

RADIO/TV CHEAT SHEET

0 LANCE TERRY

Guard • 6-2 • 200 • Senior • College Park, Ga.

Year	GP/GS	PPG	RPG	APG	FG%	3FG%	FT%
2022-23	18/10	8.2	2.6	1.0	.408	.344	.840
Season Highs		Pts: 24	Reb: 6	Ast: 3	Min: 40:00		
Career Highs		Pts: 26	Reb: 7	Ast: 4	Min: 40:00		

Notes

- Scored 41 points in consecutive games vs, Miami (24) and FSU (17), 15-37 FG, 7-for-15 3pt, 8-10 FT
- Tech's No. 3 scorer in ACC games - 9.3 ppg, 36.2% FG, 34.4% 3pt
- Just 10 turnovers in 466 minutes (0.9/40 min), best rate on the team
- Has most career points (746) of any player on the current the Georgia Tech roster

1 KYLE STURDIVANT

Guard • 6-2 • 197 • Junior • Norcross, Ga.

Year	GP/GS	PPG	RPG	APG	FG%	3FG%	FT%
2022-23	19/9	6.6	1.9	2.6	.376	.314	.571
Season Highs		Pts: 18	Reb: 8	Ast: 8	Min: 29:40		
Career Highs		Pts: 18	Reb: 8	Ast: 8	Min: 38:17		

Notes

- Five double-digit scoring games, career-high 18 vs. Notre Dame (7-12 FG, 2-3 3pt FG)
- 49/30 assist/turnover ratio this season (1.63/1)
- Started 3 games before Miami (9.6 ppg, 12-24 FG, 4-10 3pt FG, 3.7 rpg, 5.0 apg), only 13 min vs. Miami/FSU
- In ACC games - 6.2 ppg, 2.7 apg

3 DALLAN "DEEBO" COLEMAN

Guard • 6-6 • 218 • Sophomore • Memphis, Tenn.

Year	GP/GS	PPG	RPG	APG	FG%	3FG%	FT%
2022-23	19/17	9.8	2.8	1.1	.413	.326	.681
Season Highs		Pts: 17	Reb: 6	Ast: 3	Min: 40:00		
Career Highs		Pts: 19	Reb: 6	Ast: 3	Min: 40:00		

Notes

- Double figures in 10 games this season, hitting 29.9% of his 3pt attempts (3-of-18 last 3 games)
- No. 2 on team in 3pt attempts (31-of-95) and free throw attempts (32-of-47)
- In ACC games - averaging 9.8 ppg, hitting 41.3% FG, 32.7 pct. on 3pt FG
- Has hit at least one 3-point FG in 15 of 19 games, matched career best with 5 vs. Syracuse

4 JA'VON FRANKLIN

Forward • 6-7 • 214 • Senior • Little Rock, Ark.

Year	GP/GS	PPG	RPG	BPG	FG%	3FG%	FT%
2022-23	18/7	7.1	5.5	1.5	.562	.000	.737
Season Highs		Pts: 17	Reb: 14	Blk: 5	Min: 44:57		
Career Highs		Pts: 28	Reb: 15	Blk: 5	Min: 44:57		

Notes

- Tech's top player in Fort Myers Tip-Off - 17 pts/14 rebs vs. Marquette, 11 and 8 vs. Utah, 9-16 FG, 10-12 FT
- In ACC games - 5.0 ppg, 3.8 rpg, 57.1% FG, 6 blocks (limited min vs. UNC, CL, Pitt due to injury or illness)
- Three double-doubles this season, scored 12 pts with 12 rebs, 3 ast, 4 blk at Notre Dame
- 56.2% FG No. 2 on team, 73.7% FT No. 3 on team, No. 5 in ACC in blocks (1.50 per game)

5 DEIVON SMITH

Guard • 6-1 • 176 • Junior • Loganville, Ga.

Year	GP/GS	PPG	RPG	APG	FG%	3FG%	FT%
2022-23	19/11	8.0	5.6	3.6	.407	.242	.444
Season Highs		Pts: 16	Reb: 11	Ast: 7	Min: 36:10		
Career Highs		Pts: 17	Reb: 11	Ast: 9	Min: 36:10		

Notes

- Team leader in assists (3.6 pg) and steals (1.0 pg), No. 3 in ACC in assist/turnover ratio (2.43-1)
- Double-digit points in 8 games; double-doubles vs. Notre Dame (16pts/10) and Pitt (15pts/11reb)
- 5 or more rebounds in 10 games, No. 3 on team in rebound average
- 4 or more assists in 9 games, season-high 7 vs. Notre Dame, Syracuse

10 CYRIL MARTYNOV

Center • 7-0 • 229 • Freshman • Barrie, Ontario

Year	GP/GS	PPG	RPG	BPG	FG%	3FG%	FT%
2022-23	4/0	1.3	1.5	0.0	.400	.000	.500
Season Highs		Pts: 2	Reb: 2	Ast: 0	Min: 7:41		
Career Highs		Pts: 2	Reb: 2	Ast: 0	Min: 7:41		

Notes

- Signed in early August after re-classifying to the 2022 class, played in 4 games
- Ontario native who attended The Lawrenceville (N.J.) School in 2021-22, name pronounced "KEER-ul MAR-tin-off"
- Member of the UPlay Canada team on the Nike EYBL circuit in the spring/summer of 2022
- Scored in double figures in all five games, averaging 17.2 ppg and 10.4 rpg, on the final weekend in Kansas City

11 TRISTAN MAXWELL

Guard • 6-3 • 205 • Sophomore • Huntersville, N.C.

Year	GP/GS	PPG	RPG	APG	FG%	3FG%	FT%
2022-23	14/2	3.3	1.0	0.9	.254	.321	.714
Season Highs		Pts: 18	Reb: 2	Ast: 4	Min: 23:40		
Career Highs		Pts: 22	Reb: 4	Ast: 4	Min: 25:56		

Notes

- Played 6 games first 2 seasons, 14 this season with 2 starts
- Season-high 18 pts (6-11 FG, 5-8 3pt) vs. Alabama State, ACC high of 8 pts (3-6 FG, 2-2 3pt) vs. Pitt
- 20 points, 7-46 FG, 2-18 3pt other games combined
- Career-high 22 points at BC (7-11 3pt FG) last season

12 FREDS PAULS BAGATSKIS

Forward • 6-8 • 180 • Freshman • Riga, Latvia

Year	GP/GS	PPG	RPG	APG	FG%	3FG%	FT%
2022-23	4/0	0.8	0.0	0.0	.500	.500	.000
Season Highs		Pts: 3	Reb: 0	Ast: 0	Min: 5:03		
Career Highs		Pts: 3	Reb: 0	Ast: 0	Min: 5:03		

Notes

- Played in 4 games, scored first points on a last-second 3-pointer vs. Marquette
- Latvia native who developed his game and attended high school in Valencia, Spain the last three years
- Played for Latvia U16 team in 2019 FIBA European Championship, was on U20 team this summer
- Name is pronounced "fred paul buh-GAT-skis" (without the S in first two names)

13 MILES KELLY

Guard • 6-6 • 175 • Sophomore • Stone Mountain, Ga.

Year	GP/GS	PPG	RPG	APG	FG%	3FG%	FT%
2022-23	19/13	13.6	3.2	1.4	.396	.372	.868
Season Highs		Pts: 21	Reb: 6	Ast: 3	Min: 39:06		
Career Highs		Pts: 21	Reb: 6	Ast: 3	Min: 39:06		

Notes

- Tech's scoring and 3pt FG leader, double figures in 15 of 19 games
- Team-high 14.1 ppg in ACC games, 37.1% 3pt FG, 36.5% FG, 17-18 FT
- Improved scoring average 9.1 ppg over freshman year, 3rd best improvement in ACC
- Scored game-winning baskets against Georgia State and Georgia

14 JALON MOORE

Forward • 6-7 • 209 • Sophomore • Birmingham, Ala.

Year	GP/GS	PPG	RPG	BPG	FG%	3FG%	FT%
2022-23	17/12	9.4	5.6	1.1	.484	.105	.727
Season Highs		Pts: 17	Reb: 9	Blk: 3	Min: 38:11		
Career Highs		Pts: 17	Reb: 9	Blk: 3	Min: 38:11		

Notes

- Started 12 of last 13 games (DNP-Inj at ND): 11.0 ppg, 5.8 rpg, 48.1% FG, double figures 10 times
- In ACC games - 9.6 ppg, 5.1 rpg, 46% FG
- Team's No. 3 scorer, tied as top rebounder, No. 2 in blocked shots (1.1 pg) and tops in steals (1.0 pg)
- Near double-doubles 3 times - Clayton State (11 pts, 9 reb), Northeastern (16/9), North Carolina (15/9)

23 JORDAN MEKA

Center/Forward • 6-8 • 219 • Junior • Yaoundé, Cameroon

Year	GP/GS	PPG	RPG	BPG	FG%	3FG%	FT%
2022-23	6/0	0.7	1.5	0.0	.333	.000	.000
Season Highs		Pts: 4	Reb: 4	Blk: 2	Min: 16:35		
Career Highs		Pts: 4	Reb: 8	Blk: 3	Min: 27:17		

Notes

- Played in just 6 games due to combination of groin/back problems, illness
- Played in 15 games last season (4 starts, all in ACC games); 3.0 rpg, 9 blks, 4 stl in 10 ACC games
- Career-high 8 rebounds at Duke last 1/4
- Played only 1 game as a freshman before having back surgery and missing the remainder

24 RODNEY HOWARD

Center/Forward • 6-11 • 256 • Senior • Ypsilanti, Mich.

Year	GP/GS	PPG	RPG	APG	FG%	3FG%	FT%
2022-23	18/13	5.3	5.0	1.4	.603	.000	.615
Season Highs		Pts: 15	Reb: 13	Ast: 5	Min: 33:38		
Career Highs		Pts: 19	Reb: 14	Ast: 5	Min: 36:22		

Notes

- Leads Tech in FG% in all games (60.3%) and ACC games (58.3%)
- 34-of-53 FG (64.2%), 6.4 ppg, 5.8 rpg last 12 games since start of December
- Went for 15 pts, 13 rebs in opener vs. Clayton State; 11 pts, 11 reb vs. Alabama State
- Started first 4 games and the last 9 games (27 min, 5.4 ppg, 6.4 rpg per game)