



TSURUMI PUMP


KTV 3-phase
50Hz

Maximum durability, lightweight and portable
- for professional use

Tsurumi's expertise has developed a new series which combines high tech materials for maximum durability, yet lightweight and portable. This pump is equally suited for construction site dewatering as well as installation into facilities.



Top Discharge



Pumped water cools the motor and discharges as illustrated. The motor can be cooled even when pumping a small amount of water. The top discharge arrangement allows access into areas with space limitations.



Lightweight

To lower the overall weight, pump materials have been changed in part to die-cast aluminium and specially treated synthetic rubber. Compared with Tsurumi's conventional pumps of the same type, this change has resulted in a 10kg weight reduction. An ergonomically designed handle facilitates relocation of the pump at construction sites.

Rugged

Specially prepared synthetic rubber parts including the casing, wear plate and duct sleeve protect the die-cast aluminium motor housing. This has resulted in amazingly increased wear resistance and other virtues such as:

- Reduced need for general service maintenance.
- A pump immune to calcium carbonate deposits or scale

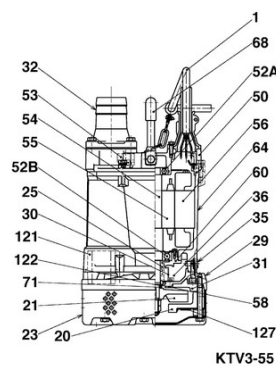


Low maintenance

The pump's lower part can be disassembled with a box wrench for effortless maintenance without impeller removal.

Components:

001 Cable	052B Lower bearing
020 Pump casing	053 Motor protector
021 Impeller	054 Shaft
023 Strainer	055 Rotor
025 Mechanical seal	056 Stator
029 Oil casing	058 Washer
030 Oil lifter	060 Bearing housing
031 Wear plate	064 Motor casing
032. Outlet	068 Handle
035 Oil plug	071 Shaft sleeve
036 Lubricant	121 Packing
050 Motor cover	122 V-ring
052A Upper bearing	127 Fixing plate

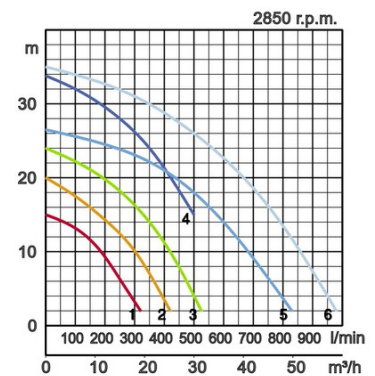


Specifications:

Model	Colour code curve	Bore mm	Motor output kW	Rated current A	Head max. m	Capacity max. l/min	Dry weight kg w/o cable	Max. solid handling ø mm	Pressure resistance max. m	Cable length m
KTV2-8	1	50	0,75	1,8	15,0	320	11,5	6	10	10
KTV2-15	2	50	1,5	3,3	20,0	420	20,0	8,5	25	20
KTV2-22	3	50	2,2	4,3	24,0	525	23,0	8,5	25	20
KTV2-37H	4	50	3,7	7,4	33,8	500	36,0	8,5	25	20
KTV2-37	5	80	3,7	7,4	26,5	830	36,0	8,5	25	20
KTV3-55	6	80	5,5	11,0	35,0	980	47,0	8,5	25	20

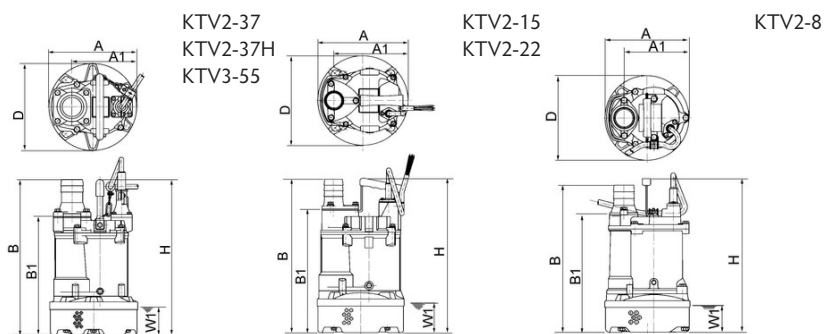


ø Discharge bore mm		50, 80	
Pumping Fluid	Temperature	0-40°C	
	Type of Fluid	Spring water, Rain water, Ground water, Sand carrying water	
Pump	Components	Impeller	Semi-Vortex impeller
		Shaft Seal	Double mechanical seal
		Bearings	Shielded ball bearings
	Material	Impeller	Urethane rubber, Ductile iron casting EN-GJS-700-2
		Casing	Synthetic rubber
Shaft Seal	Silicon carbide in oil bath		
Motor	Type, Poles		Induction motor, 2 poles, IP68
	Lubrication		Turbine oil (ISO VG32)
	Motor Protector (built-in)		Circle thermal cut-out
	Insulation		Insulation class E
	Phase / Voltage		3-phase / 400V / 50Hz / d.o.l.
	Material	Casing	Aluminium die casting
		Shaft	Stainless steel EN-X30Cr13, Stainless steel EN-X6Cr13
Cable		Rubber, NSSHÖU	
Discharge Connection		Threaded flange/Hose coupling	



Dimensions in mm:

Model	A	A1	B	B1	D	H	W1
KTV2-8	200	155	353	281	200	369	65
KTV2-15	240	187	392	310	240	396	80
KTV2-22	240	187	412	330	240	416	80
KTV2-37H	285	211	510	387	285	510	90
KTV2-37	285	211	510	387	285	510	90
KTV3-55	300	229	545	422	300	545	90



W1: lowest running water level

In the event of abrasive and corrosive utilization, stronger wear and tear will take place naturally in certain components. In this regard, please pay attention to our website www.tsurumi.eu/english/applications.htm.



Contributing to World-wide Prosperity and Understanding through Worker- and Environment-friendly Production.

Designed for increased productivity through fully integrated streamlined production systems, Tsurumi's factory in Kyoto (Japan) features a production capacity of a full 1 million pumps per year. Large-scale modern R&D facilities offer optimum conditions for experimenting and testing of even super-large pumps and for developing new products to expand the possibilities and applications of pumps. To provide optimum conditions for our main asset, our workers, as well as for the environment, special emphasis is placed on optimized working conditions with airconditioning, minimized dust and exhaust gas emission, comprehensive recycling and waste recovery.

Tsurumi (Europe) GmbH

Wahlerstr. 10
D-40472 Düsseldorf
Tel.: +49 (0)211-4179373
Fax: +49 (0)211-417937-480
Email: sales@tsurumi.eu
www.tsurumi.eu

We reserve the right to change specifications and designs herein for improvement without prior notice. Our pumps are for professional use only. In the event that Tsurumi (Europe) GmbH have, in exceptional cases taken over, a manufacturer's warranty, this entitles the enduser to assert remedy free of charge against Tsurumi (Europe) GmbH due to any defect to the product occurring during the guarantee period (see below), also then when the warranty claims against the seller do not or no longer exist. In the event of malfunction, which is attributable to the improper handling by the enduser, no guarantee claim shall arise. Further claims shall not result from the warranty, unless if something to the contrary has explicitly been determined. The decision as to whether remedy is effected by way of replacement or repair shall be at the choice of Tsurumi (Europe) GmbH. The claims shall be time barred after a period of three months after expiry of the guarantee period, however, not before expiry of the warranty period which is valid towards the seller. In the event of doubt, the warranty period shall correspond with the warranty period which is valid between the end-user and his seller.



con-KTV-EN

