

Light Rail Transit Authority
 Fare Revenue Operations Group - AFC System Administration Division
 Line 2 - Entry & Exit Traffic Per Station for the month of JULY 2019

| Station | | Recto | | Legarda | | Pureza | | V. Mapa | | J. Ruiz | | Gilmore | | Betty-Go | |
|---|----------------|------------------|------------------|----------------|----------------|----------------|----------------|----------------|----------------|----------------|----------------|----------------|----------------|---------------|---------------|
| Date | Day | Entry | Exit | Entry | Exit | Entry | Exit | Entry | Exit | Entry | Exit | Entry | Exit | Entry | Exit |
| 1-Jul | Mon | 40,378 | 42,925 | 10,675 | 13,068 | 12,565 | 12,487 | 10,817 | 9,364 | 3,470 | 3,593 | 4,914 | 5,678 | 2,734 | 3,003 |
| 2-Jul | Tue | 43,417 | 45,389 | 13,990 | 16,330 | 14,842 | 15,029 | 11,834 | 9,926 | 3,761 | 3,883 | 5,658 | 6,424 | 3,274 | 3,464 |
| 3-Jul | Wed | 43,775 | 46,154 | 14,423 | 16,300 | 14,458 | 13,679 | 12,126 | 10,193 | 3,977 | 4,009 | 5,649 | 6,523 | 3,359 | 3,423 |
| 4-Jul | Thu | 43,066 | 45,183 | 14,597 | 16,764 | 14,786 | 14,540 | 11,823 | 9,987 | 4,047 | 3,963 | 5,781 | 6,534 | 3,211 | 3,359 |
| 5-Jul | Fri | 51,749 | 54,301 | 15,372 | 16,500 | 16,306 | 14,734 | 13,399 | 10,840 | 4,307 | 4,114 | 6,066 | 6,674 | 3,569 | 3,719 |
| 6-Jul | Sat | 40,621 | 42,408 | 9,769 | 10,269 | 14,210 | 12,100 | 10,988 | 8,824 | 2,815 | 2,548 | 5,123 | 6,004 | 2,276 | 2,360 |
| 7-Jul | Sun | 28,662 | 30,770 | 4,844 | 5,679 | 6,435 | 5,914 | 6,805 | 6,310 | 1,585 | 1,475 | 2,713 | 3,359 | 1,367 | 1,246 |
| 8-Jul | Mon | 43,881 | 46,786 | 13,463 | 16,267 | 14,211 | 15,124 | 11,776 | 10,059 | 3,861 | 3,957 | 5,280 | 6,343 | 3,183 | 3,376 |
| 9-Jul | Tue | 42,674 | 45,492 | 14,262 | 16,468 | 14,967 | 14,611 | 11,794 | 9,833 | 3,898 | 4,007 | 5,513 | 6,313 | 3,218 | 3,361 |
| 10-Jul | Wed | 43,345 | 45,630 | 14,599 | 16,478 | 14,696 | 13,817 | 12,188 | 10,342 | 4,009 | 3,929 | 5,607 | 6,420 | 3,220 | 3,383 |
| 11-Jul | Thu | 43,266 | 45,628 | 14,057 | 15,917 | 15,140 | 14,435 | 11,811 | 9,733 | 3,898 | 4,008 | 5,592 | 6,477 | 3,278 | 3,406 |
| 12-Jul | Fri | 47,298 | 49,955 | 15,733 | 16,817 | 16,461 | 14,671 | 13,046 | 10,630 | 4,231 | 4,008 | 6,067 | 6,682 | 3,440 | 3,611 |
| 13-Jul | Sat | 40,875 | 42,516 | 10,469 | 10,632 | 14,794 | 12,199 | 11,500 | 9,340 | 2,865 | 2,810 | 5,253 | 5,915 | 2,311 | 2,331 |
| 14-Jul | Sun | 28,124 | 30,039 | 4,690 | 5,690 | 6,811 | 6,241 | 6,896 | 6,287 | 1,580 | 1,482 | 2,915 | 3,460 | 1,342 | 1,285 |
| 15-Jul | Mon | 44,064 | 47,283 | 14,053 | 17,048 | 14,966 | 15,023 | 11,852 | 10,049 | 3,840 | 4,141 | 5,377 | 6,456 | 3,214 | 3,351 |
| 16-Jul | Tue | 43,520 | 46,416 | 14,128 | 16,628 | 15,835 | 14,846 | 12,507 | 10,343 | 3,988 | 4,013 | 6,108 | 6,811 | 3,283 | 3,420 |
| 17-Jul | Wed | 36,219 | 39,464 | 5,647 | 6,632 | 9,458 | 7,226 | 10,227 | 8,521 | 3,070 | 3,052 | 4,797 | 5,547 | 2,453 | 2,822 |
| 18-Jul | Thu | 40,611 | 43,238 | 14,068 | 16,498 | 14,977 | 14,168 | 11,678 | 9,710 | 3,838 | 3,977 | 5,363 | 6,078 | 3,149 | 3,352 |
| 19-Jul | Fri | 46,451 | 48,595 | 14,445 | 16,255 | 15,831 | 13,716 | 13,294 | 10,278 | 4,229 | 3,897 | 6,046 | 6,364 | 3,348 | 3,366 |
| 20-Jul | Sat | 39,903 | 41,977 | 10,170 | 10,696 | 14,355 | 12,169 | 11,703 | 9,166 | 2,965 | 2,682 | 4,839 | 5,554 | 2,230 | 2,240 |
| 21-Jul | Sun | 26,125 | 28,062 | 4,462 | 5,264 | 7,086 | 6,517 | 6,772 | 6,148 | 1,527 | 1,407 | 2,614 | 3,130 | 1,213 | 1,152 |
| 22-Jul | Mon | 42,677 | 46,313 | 11,923 | 14,987 | 14,294 | 14,287 | 11,223 | 9,557 | 3,656 | 3,667 | 5,099 | 5,891 | 2,918 | 3,070 |
| 23-Jul | Tue | 43,547 | 46,903 | 14,694 | 17,072 | 15,686 | 14,593 | 12,525 | 10,230 | 4,044 | 4,100 | 5,757 | 6,314 | 3,303 | 3,425 |
| 24-Jul | Wed | 43,063 | 46,334 | 14,576 | 16,796 | 14,762 | 13,664 | 12,639 | 10,247 | 3,823 | 4,024 | 5,572 | 6,311 | 3,220 | 3,423 |
| 25-Jul | Thu | 42,758 | 45,614 | 14,730 | 16,898 | 15,075 | 14,050 | 12,769 | 10,286 | 3,970 | 3,969 | 5,593 | 6,300 | 3,299 | 3,951 |
| 26-Jul | Fri | 47,774 | 50,638 | 15,262 | 17,002 | 15,710 | 13,972 | 13,674 | 10,624 | 4,335 | 4,062 | 5,875 | 6,816 | 3,409 | 3,504 |
| 27-Jul | Sat | 38,934 | 40,955 | 10,056 | 10,496 | 13,842 | 11,252 | 11,318 | 8,991 | 2,841 | 2,673 | 4,627 | 5,380 | 2,213 | 2,271 |
| 28-Jul | Sun | 27,234 | 29,088 | 5,039 | 5,726 | 6,624 | 6,052 | 7,506 | 6,767 | 1,577 | 1,457 | 2,517 | 3,055 | 1,219 | 1,183 |
| 29-Jul | Mon | 43,228 | 45,962 | 14,739 | 17,187 | 14,628 | 14,684 | 11,869 | 9,991 | 3,763 | 3,942 | 5,162 | 6,111 | 3,113 | 3,320 |
| 30-Jul | Tue | 43,382 | 45,867 | 14,794 | 17,128 | 16,252 | 14,715 | 12,473 | 10,333 | 3,980 | 4,098 | 5,653 | 6,337 | 3,250 | 3,397 |
| 31-Jul | Wed | 43,467 | 45,958 | 14,847 | 17,190 | 15,216 | 13,862 | 13,041 | 10,504 | 3,973 | 3,938 | 5,620 | 6,787 | 3,284 | 3,478 |
| Total | 31 days | 1,274,088 | 1,351,843 | 378,576 | 432,682 | 425,279 | 394,377 | 353,873 | 293,413 | 107,643 | 106,965 | 158,750 | 182,048 | 87,900 | 92,052 |
| Free Ride for AFP Jul 16-31, 2019 | | 9,290 | 8,859 | 13,403 | 18,026 | 20,857 | 7,866 | 4,394 | 1,854 | 743 | 792 | 1,059 | 828 | 1,239 | 1,095 |
| Free Ride for PWD Jul 17, 2019 | | 47 | 77 | 40 | 17 | 29 | 23 | 11 | 12 | 5 | 7 | 27 | 15 | - | 2 |
| Total Ridership with Student & AFP Free Ride | | 1,283,449 | 1,360,821 | 392,022 | 450,727 | 446,167 | 402,268 | 358,288 | 295,288 | 108,393 | 107,765 | 159,839 | 182,897 | 89,145 | 93,151 |
| Operational Data with Free Ride: | | | | | | | | | | | | | | | |
| (1) Ave. Weekday | | 44,694 | 47,364 | 15,208 | 17,536 | 16,268 | 14,733 | 12,643 | 10,311 | 4,032 | 4,051 | 5,720 | 6,495 | 3,339 | 3,506 |
| (2) Ave. Saturdays | | 40,086 | 41,966 | 10,117 | 10,524 | 14,301 | 11,931 | 11,378 | 9,081 | 2,872 | 2,679 | 4,961 | 5,714 | 2,258 | 2,301 |
| (3) Ave. Sun & Hol | | 34,241 | 36,629 | 7,824 | 9,430 | 9,984 | 9,327 | 9,069 | 7,881 | 2,537 | 2,510 | 3,915 | 4,579 | 2,083 | 2,166 |
| (4) Daily Average | | 41,402 | 43,897 | 12,646 | 14,540 | 14,392 | 12,976 | 11,558 | 9,525 | 3,497 | 3,476 | 5,156 | 5,900 | 2,876 | 3,005 |


*Report taken from 0153A-Summary of Passengers Entries and Exits / based on TMSCD Daily Monitoring of Free Ride for Students from Recto to Santolan Stations/ AFP Free Ride data from SSD


Light Rail Transit Authority
 Fare Revenue Operations Group - AFC System Administration Division
 Line 2 - Entry & Exit Traffic Per Station for the month of **JULY 2019**

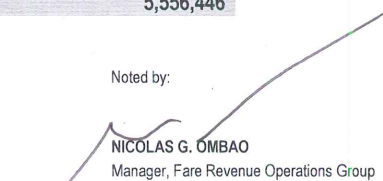
| Station | | Araneta Cubao | | Anonas | | Katipunan | | Santolan | | TOTAL | |
|---|----------------|----------------|------------------|----------------|----------------|----------------|----------------|------------------|----------------|------------------|------------------|
| Date | Day | Entry | Exit | Entry | Exit | Entry | Exit | Entry | Exit | ENTRY | EXIT |
| 1-Jul | Mon | 22,995 | 34,006 | 8,829 | 8,742 | 17,212 | 10,290 | 37,310 | 27,740 | 171,899 | 170,896 |
| 2-Jul | Tue | 25,307 | 36,935 | 11,095 | 10,852 | 20,254 | 12,282 | 39,579 | 31,428 | 193,011 | 191,942 |
| 3-Jul | Wed | 25,569 | 37,562 | 11,044 | 11,049 | 20,099 | 12,444 | 39,192 | 31,289 | 193,671 | 192,625 |
| 4-Jul | Thu | 25,007 | 36,495 | 10,815 | 11,015 | 20,149 | 12,070 | 39,122 | 30,989 | 192,404 | 190,899 |
| 5-Jul | Fri | 26,813 | 42,188 | 11,895 | 11,686 | 22,515 | 13,875 | 43,272 | 35,210 | 215,263 | 213,841 |
| 6-Jul | Sat | 23,172 | 33,040 | 8,597 | 8,137 | 16,777 | 10,911 | 33,517 | 29,856 | 167,865 | 166,457 |
| 7-Jul | Sun | 15,697 | 20,922 | 5,328 | 5,134 | 10,748 | 7,200 | 22,146 | 17,574 | 106,330 | 105,583 |
| 8-Jul | Mon | 24,898 | 38,082 | 10,910 | 11,064 | 20,913 | 12,323 | 43,748 | 31,490 | 196,124 | 194,871 |
| 9-Jul | Tue | 25,274 | 37,111 | 10,774 | 11,040 | 20,297 | 12,392 | 40,318 | 31,357 | 192,989 | 191,985 |
| 10-Jul | Wed | 25,426 | 37,291 | 10,731 | 10,681 | 19,916 | 12,386 | 38,955 | 31,181 | 192,612 | 191,618 |
| 11-Jul | Thu | 25,085 | 37,529 | 10,779 | 10,821 | 20,030 | 12,314 | 39,806 | 31,297 | 192,742 | 191,565 |
| 12-Jul | Fri | 26,534 | 41,582 | 11,360 | 11,330 | 21,229 | 13,297 | 41,406 | 33,047 | 206,805 | 205,630 |
| 13-Jul | Sat | 22,789 | 33,897 | 8,468 | 8,175 | 16,910 | 10,899 | 33,439 | 29,718 | 169,673 | 168,432 |
| 14-Jul | Sun | 15,435 | 20,830 | 5,317 | 5,138 | 10,641 | 7,020 | 21,842 | 17,314 | 105,593 | 104,786 |
| 15-Jul | Mon | 25,175 | 37,201 | 10,732 | 10,861 | 20,321 | 12,317 | 42,679 | 31,371 | 196,273 | 195,101 |
| 16-Jul | Tue | 25,581 | 37,463 | 11,075 | 11,061 | 19,675 | 12,344 | 40,205 | 31,535 | 195,905 | 194,880 |
| 17-Jul | Wed | 21,350 | 30,328 | 7,589 | 7,689 | 14,215 | 8,989 | 29,466 | 23,480 | 144,491 | 143,750 |
| 18-Jul | Thu | 24,143 | 35,685 | 10,456 | 10,252 | 19,026 | 11,369 | 37,000 | 28,986 | 184,309 | 183,313 |
| 19-Jul | Fri | 26,128 | 39,153 | 10,402 | 12,515 | 20,342 | 12,858 | 40,488 | 32,413 | 201,004 | 199,410 |
| 20-Jul | Sat | 22,978 | 33,374 | 8,605 | 8,355 | 16,289 | 10,616 | 32,857 | 28,912 | 166,894 | 165,741 |
| 21-Jul | Sun | 14,514 | 19,387 | 5,048 | 4,854 | 9,919 | 6,431 | 20,251 | 16,497 | 99,531 | 98,849 |
| 22-Jul | Mon | 23,275 | 34,340 | 9,472 | 9,286 | 18,545 | 11,117 | 39,850 | 29,450 | 182,932 | 181,965 |
| 23-Jul | Tue | 25,579 | 37,682 | 11,099 | 10,923 | 20,085 | 12,600 | 35,885 | 31,352 | 192,204 | 195,194 |
| 24-Jul | Wed | 24,840 | 36,219 | 10,850 | 10,682 | 19,534 | 12,100 | 38,734 | 30,933 | 191,613 | 190,733 |
| 25-Jul | Thu | 25,220 | 36,830 | 10,630 | 10,684 | 19,461 | 12,144 | 39,240 | 31,027 | 192,745 | 191,753 |
| 26-Jul | Fri | 26,686 | 40,612 | 11,134 | 10,919 | 20,833 | 13,113 | 41,412 | 33,705 | 206,104 | 204,967 |
| 27-Jul | Sat | 22,002 | 32,389 | 8,282 | 7,854 | 16,357 | 10,387 | 32,022 | 28,829 | 162,494 | 161,477 |
| 28-Jul | Sun | 14,419 | 19,647 | 4,969 | 4,880 | 10,336 | 6,795 | 20,860 | 16,835 | 102,300 | 101,485 |
| 29-Jul | Mon | 24,088 | 36,844 | 10,617 | 10,642 | 19,998 | 12,138 | 41,868 | 31,194 | 193,073 | 192,015 |
| 30-Jul | Tue | 25,621 | 38,690 | 11,015 | 10,882 | 20,184 | 12,558 | 39,948 | 31,577 | 196,552 | 195,582 |
| 31-Jul | Wed | 25,593 | 37,687 | 10,958 | 11,175 | 19,793 | 12,406 | 39,858 | 31,550 | 195,650 | 194,635 |
| Total | 31 days | 727,193 | 1,071,001 | 298,875 | 298,378 | 562,603 | 349,985 | 1,126,275 | 899,236 | 5,501,055 | 5,471,980 |
| Free Ride for AFP Jul 16-31, 2019 | | 4,168 | 14,035 | 5,966 | 7,235 | 7,994 | 6,756 | 15,159 | 16,483 | 84,272 | 83,829 |
| Free Ride for PWD Jul 17, 2019 | | 186 | 141 | 69 | 102 | 31 | 65 | 88 | 72 | 533 | 533 |
| Total Ridership with Student & AFP Free Ride | | 731,566 | 1,085,199 | 304,928 | 305,721 | 570,646 | 356,810 | 1,141,546 | 915,799 | 5,585,989 | 5,556,446 |
| Operational Data with Free Ride: | | | | | | | | | | | |
| (1) Ave. Weekday | | 25,639 | 38,672 | 11,195 | 11,367 | 20,605 | 12,798 | 40,876 | 32,450 | 200,219 | 199,285 |
| (2) Ave. Saturdays | | 22,740 | 33,178 | 8,490 | 8,134 | 16,584 | 10,705 | 32,961 | 29,331 | 166,746 | 165,541 |
| (3) Ave. Sun & Hol | | 19,183 | 27,215 | 7,284 | 7,153 | 14,103 | 8,855 | 29,133 | 22,740 | 139,357 | 138,484 |
| (4) Daily Average | | 23,599 | 35,006 | 9,836 | 9,862 | 18,408 | 11,510 | 36,824 | 29,542 | 180,193 | 179,240 |

*Report taken from 0153A-Summary of Passengers Entries and Exits / based on TMSCD Daily Monitoring of Free Ride for Students from Recto to Santolan Stations/ AFP Free Ride data from SSD

Official Entry Ridership with Student & AFP Free Ride = **5,585,989**
 Official Exit Ridership with Student & AFP Free Ride = **5,556,446**

Prepared by:

ISABEL B. SANIEGO
 Computer Services Programmer A

Reviewed by:

CATHERINE P. LOPEZ
 Manager, AFC System Administration Division

Noted by:

NICOLAS G. OMBAO
 Manager, Fare Revenue Operations Group

Light Rail Transit Authority
 Fare Revenue Operations Group - AFC System Administration Division
 Line 2 - Entry & Exit Traffic Per Station for the month of AUGUST 2019

| Station | | Recto | | Legarda | | Pureza | | V. Mapa | | J. Ruiz | | Gilmore | | Betty-Go | |
|---|----------------|------------------|------------------|----------------|----------------|----------------|----------------|----------------|----------------|----------------|----------------|----------------|----------------|---------------|---------------|
| Date | Day | Entry | Exit | Entry | Exit | Entry | Exit | Entry | Exit | Entry | Exit | Entry | Exit | Entry | Exit |
| 1-Aug | Thu | 43,917 | 46,957 | 15,625 | 18,308 | 16,237 | 14,435 | 12,913 | 10,627 | 4,069 | 4,106 | 5,979 | 6,735 | 3,307 | 3,475 |
| 2-Aug | Fri | 47,658 | 50,259 | 13,350 | 12,857 | 16,410 | 11,275 | 15,728 | 13,565 | 4,236 | 4,289 | 5,923 | 6,859 | 3,265 | 3,580 |
| 3-Aug | Sat | 29,605 | 30,658 | 5,588 | 5,362 | 8,100 | 5,523 | 10,184 | 8,781 | 2,285 | 1,944 | 3,885 | 4,462 | 1,638 | 1,831 |
| 4-Aug | Sun | 28,025 | 29,529 | 5,022 | 5,983 | 6,017 | 5,335 | 8,060 | 7,984 | 1,602 | 1,409 | 2,688 | 3,407 | 1,337 | 1,280 |
| 5-Aug | Mon | 44,405 | 48,922 | 16,087 | 20,257 | 15,542 | 14,665 | 12,950 | 10,781 | 3,785 | 4,000 | 5,383 | 6,516 | 3,222 | 3,311 |
| 6-Aug | Tue | 44,668 | 48,245 | 17,046 | 20,482 | 17,925 | 16,441 | 13,399 | 10,777 | 4,225 | 4,397 | 6,584 | 7,250 | 3,565 | 3,636 |
| 7-Aug | Wed | 44,701 | 49,093 | 17,352 | 20,475 | 17,569 | 14,862 | 14,261 | 11,096 | 4,270 | 4,250 | 6,285 | 7,217 | 3,553 | 3,668 |
| 8-Aug | Thu | 42,745 | 46,035 | 12,967 | 17,000 | 16,341 | 13,837 | 13,408 | 10,150 | 4,100 | 3,855 | 5,634 | 6,251 | 3,084 | 3,283 |
| 9-Aug | Fri | 39,957 | 45,616 | 7,863 | 7,698 | 13,110 | 7,934 | 13,086 | 9,439 | 3,665 | 3,445 | 5,391 | 5,848 | 2,583 | 2,948 |
| 10-Aug | Sat | 38,828 | 41,039 | 12,565 | 12,844 | 13,118 | 10,378 | 12,095 | 9,334 | 3,142 | 2,929 | 5,041 | 5,732 | 2,341 | 2,392 |
| 11-Aug | Sun | 28,851 | 30,860 | 5,159 | 5,464 | 8,043 | 6,868 | 7,405 | 6,351 | 1,656 | 1,373 | 2,661 | 3,323 | 1,323 | 1,234 |
| 12-Aug | Mon | 30,289 | 32,463 | 4,669 | 6,850 | 5,811 | 5,780 | 7,446 | 7,020 | 1,768 | 1,806 | 2,944 | 3,837 | 1,370 | 1,373 |
| 13-Aug | Tue | 46,349 | 50,770 | 18,162 | 23,069 | 17,963 | 17,452 | 13,844 | 11,178 | 4,452 | 4,654 | 6,516 | 7,322 | 3,799 | 3,839 |
| 14-Aug | Wed | 47,101 | 50,673 | 17,909 | 22,221 | 18,244 | 15,281 | 14,442 | 11,317 | 4,435 | 4,524 | 6,361 | 7,304 | 3,652 | 3,899 |
| 15-Aug | Thu | 47,293 | 51,015 | 18,877 | 23,310 | 18,652 | 16,588 | 15,064 | 11,470 | 4,650 | 4,609 | 6,873 | 7,584 | 3,765 | 3,974 |
| 16-Aug | Fri | 52,933 | 56,770 | 20,203 | 23,084 | 20,618 | 17,034 | 16,398 | 12,411 | 5,071 | 4,890 | 7,210 | 7,823 | 3,971 | 4,000 |
| 17-Aug | Sat | 43,903 | 46,734 | 15,023 | 15,112 | 17,322 | 13,789 | 13,553 | 10,516 | 3,522 | 3,231 | 5,475 | 6,184 | 2,688 | 2,680 |
| 18-Aug | Sun | 28,667 | 31,385 | 5,159 | 6,459 | 8,064 | 7,390 | 7,394 | 6,666 | 1,801 | 1,575 | 2,752 | 3,379 | 1,352 | 1,289 |
| 19-Aug | Mon | 45,947 | 49,735 | 17,249 | 21,373 | 16,032 | 15,078 | 12,216 | 10,124 | 4,143 | 4,637 | 4,484 | 5,127 | 2,896 | 2,670 |
| 20-Aug | Tue | 49,810 | 52,824 | 19,469 | 23,242 | 19,544 | 16,669 | 15,189 | 11,396 | 4,751 | 4,699 | 6,687 | 7,379 | 3,922 | 3,834 |
| 21-Aug | Wed | 30,730 | 32,850 | 5,816 | 6,677 | 7,321 | 5,957 | 8,561 | 7,482 | 1,963 | 1,818 | 3,522 | 4,128 | 1,470 | 1,528 |
| 22-Aug | Thu | 47,280 | 50,843 | 19,015 | 22,884 | 17,506 | 16,197 | 13,520 | 10,927 | 4,161 | 4,240 | 6,390 | 7,007 | 3,763 | 3,760 |
| 23-Aug | Fri | 50,425 | 55,253 | 19,187 | 22,109 | 18,954 | 16,153 | 15,729 | 11,532 | 4,881 | 4,646 | 6,854 | 7,461 | 3,831 | 3,899 |
| 24-Aug | Sat | 38,272 | 41,145 | 12,773 | 13,058 | 14,374 | 10,698 | 11,830 | 8,664 | 3,242 | 2,954 | 4,962 | 5,454 | 2,348 | 2,328 |
| 25-Aug | Sun | 27,261 | 28,412 | 5,477 | 5,818 | 8,015 | 6,719 | 6,887 | 5,722 | 1,623 | 1,445 | 2,553 | 2,973 | 1,246 | 1,078 |
| 26-Aug | Mon | 29,713 | 31,979 | 5,092 | 6,708 | 6,158 | 5,855 | 7,218 | 6,956 | 1,762 | 1,605 | 2,870 | 3,634 | 1,308 | 1,417 |
| 27-Aug | Tue | 43,020 | 47,085 | 12,055 | 15,021 | 13,172 | 11,962 | 11,860 | 9,661 | 3,713 | 3,641 | 5,180 | 5,944 | 2,955 | 3,090 |
| 28-Aug | Wed | 45,187 | 48,706 | 17,802 | 22,831 | 16,697 | 14,817 | 13,949 | 10,582 | 4,298 | 4,450 | 6,300 | 7,683 | 3,937 | 4,500 |
| 29-Aug | Thu | 47,645 | 51,030 | 18,806 | 22,953 | 18,118 | 16,460 | 14,695 | 11,279 | 4,607 | 4,545 | 6,358 | 7,191 | 3,644 | 3,789 |
| 30-Aug | Fri | 52,385 | 56,943 | 19,827 | 22,699 | 20,930 | 16,548 | 16,086 | 12,096 | 4,491 | 4,291 | 6,755 | 7,540 | 3,966 | 4,040 |
| 31-Aug | Sat | 44,485 | 48,038 | 15,163 | 15,481 | 18,123 | 13,844 | 14,550 | 11,074 | 3,485 | 3,295 | 5,573 | 6,182 | 2,682 | 2,665 |
| Total | 31 days | 1,282,055 | 1,381,866 | 416,357 | 487,689 | 450,030 | 381,824 | 383,920 | 306,958 | 109,854 | 107,552 | 162,073 | 184,736 | 87,783 | 90,290 |
| Student Free Ride | | 7,869 | 10,017 | 13,563 | 16,056 | 21,003 | 8,734 | 4,470 | 1,887 | 1,037 | 747 | 2,572 | 948 | 1,056 | 1,033 |
| AFP Free Ride | | 373 | 402 | 85 | 62 | 118 | 74 | 35 | 35 | 1 | 3 | 44 | 45 | 8 | 8 |
| Total Ridership with Student & AFP Free Ride | | 1,290,297 | 1,392,285 | 430,005 | 503,807 | 471,151 | 390,632 | 388,425 | 308,880 | 110,892 | 108,302 | 164,689 | 185,729 | 88,847 | 91,331 |
| Operational Data with Free Ride: | | | | | | | | | | | | | | | |
| (1) Ave. Weekday | | 48,409 | 42,740 | 12,339 | 14,317 | 13,936 | 11,428 | 11,829 | 9,405 | 3,276 | 3,136 | 4,836 | 5,485 | 2,544 | 2,594 |
| (2) Ave. Saturdays | | 39,031 | 50,266 | 17,342 | 21,329 | 18,352 | 16,156 | 13,809 | 10,860 | 4,346 | 4,389 | 6,380 | 7,025 | 3,627 | 3,659 |
| (3) Ave. Sun & Hol | | 36,731 | 47,396 | 15,774 | 18,309 | 16,619 | 13,611 | 13,555 | 10,843 | 3,908 | 3,896 | 5,910 | 6,678 | 3,250 | 3,426 |
| (4) Daily Average | | 41,622 | 44,912 | 13,871 | 16,252 | 15,198 | 12,601 | 12,530 | 9,964 | 3,577 | 3,494 | 5,313 | 5,991 | 2,866 | 2,946 |

*Report taken from 0153A-Summary of Passengers Entries and Exits / based on TMSCD Daily Monitoring of Free Ride for Students from Recto to Santolan Stations/ AFP Free Ride data from SSD

Light Rail Transit Authority
 Fare Revenue Operations Group - AFC System Administration Division
 Line 2 - Entry & Exit Traffic Per Station for the month of **AUGUST 2019**

| Station | | Araneta Cubao | | Anonas | | Katipunan | | Santolan | | TOTAL | |
|---|----------------|----------------|------------------|----------------|----------------|----------------|----------------|------------------|----------------|------------------|------------------|
| Date | Day | Entry | Exit | Entry | Exit | Entry | Exit | Entry | Exit | ENTRY | EXIT |
| 1-Aug | Thu | 26,049 | 38,272 | 11,257 | 10,926 | 20,524 | 12,841 | 40,002 | 32,231 | 199,879 | 198,913 |
| 2-Aug | Fri | 24,817 | 41,839 | 9,866 | 10,673 | 19,192 | 11,691 | 36,424 | 28,707 | 196,869 | 195,594 |
| 3-Aug | Sat | 17,244 | 24,484 | 5,879 | 5,553 | 11,029 | 7,485 | 21,082 | 19,761 | 116,519 | 115,844 |
| 4-Aug | Sun | 15,741 | 20,571 | 5,519 | 5,335 | 10,505 | 6,694 | 19,952 | 16,131 | 104,468 | 103,658 |
| 5-Aug | Mon | 24,659 | 36,327 | 10,088 | 9,926 | 20,389 | 12,251 | 42,965 | 30,324 | 199,475 | 197,280 |
| 6-Aug | Tue | 26,179 | 38,988 | 11,802 | 12,033 | 21,932 | 13,504 | 43,135 | 33,569 | 210,460 | 209,322 |
| 7-Aug | Wed | 25,839 | 40,306 | 11,869 | 12,256 | 22,377 | 13,458 | 43,231 | 33,460 | 211,307 | 210,141 |
| 8-Aug | Thu | 24,357 | 37,222 | 10,002 | 9,984 | 19,148 | 11,581 | 38,315 | 29,932 | 190,101 | 189,130 |
| 9-Aug | Fri | 22,620 | 37,482 | 8,797 | 8,648 | 16,503 | 9,809 | 32,759 | 26,567 | 166,334 | 165,434 |
| 10-Aug | Sat | 21,751 | 33,264 | 8,371 | 8,030 | 16,874 | 10,733 | 32,556 | 28,993 | 166,682 | 165,668 |
| 11-Aug | Sun | 15,412 | 21,791 | 5,520 | 5,254 | 13,382 | 9,432 | 21,441 | 18,124 | 110,853 | 110,074 |
| 12-Aug | Mon | 15,918 | 21,855 | 5,546 | 5,393 | 11,664 | 7,384 | 25,263 | 18,330 | 112,688 | 112,091 |
| 13-Aug | Tue | 27,696 | 41,960 | 12,635 | 12,940 | 23,852 | 14,212 | 48,266 | 35,046 | 223,534 | 222,442 |
| 14-Aug | Wed | 26,874 | 41,350 | 12,154 | 12,564 | 23,330 | 14,302 | 45,070 | 34,949 | 219,572 | 218,384 |
| 15-Aug | Thu | 26,750 | 41,818 | 12,561 | 12,670 | 23,492 | 14,167 | 45,864 | 35,514 | 223,841 | 222,719 |
| 16-Aug | Fri | 29,023 | 46,700 | 13,210 | 13,174 | 24,765 | 15,043 | 47,442 | 38,395 | 240,844 | 239,324 |
| 17-Aug | Sat | 23,531 | 37,061 | 9,477 | 9,039 | 19,501 | 12,372 | 37,158 | 33,191 | 191,153 | 189,909 |
| 18-Aug | Sun | 15,260 | 20,807 | 5,667 | 5,242 | 11,593 | 7,324 | 22,605 | 18,062 | 110,314 | 109,578 |
| 19-Aug | Mon | 22,653 | 33,420 | 9,463 | 9,429 | 19,783 | 11,845 | 41,089 | 31,401 | 195,955 | 194,839 |
| 20-Aug | Tue | 26,967 | 44,163 | 12,593 | 13,104 | 24,405 | 15,224 | 46,880 | 36,441 | 230,217 | 228,975 |
| 21-Aug | Wed | 17,450 | 23,991 | 6,074 | 6,024 | 11,789 | 7,923 | 22,850 | 18,470 | 117,546 | 116,848 |
| 22-Aug | Thu | 26,148 | 40,977 | 12,181 | 12,731 | 23,517 | 14,619 | 46,735 | 35,107 | 220,216 | 219,292 |
| 23-Aug | Fri | 27,655 | 44,440 | 12,668 | 12,896 | 24,176 | 14,648 | 46,612 | 36,777 | 230,972 | 229,814 |
| 24-Aug | Sat | 20,267 | 32,233 | 8,086 | 7,688 | 16,676 | 10,555 | 31,488 | 28,633 | 164,318 | 163,410 |
| 25-Aug | Sun | 13,999 | 20,649 | 5,211 | 4,983 | 10,515 | 6,834 | 20,568 | 18,017 | 103,355 | 102,650 |
| 26-Aug | Mon | 15,383 | 21,513 | 5,375 | 5,432 | 11,550 | 7,155 | 24,442 | 18,017 | 110,871 | 110,271 |
| 27-Aug | Tue | 24,191 | 35,124 | 9,384 | 9,641 | 18,299 | 11,146 | 39,254 | 29,858 | 183,083 | 182,173 |
| 28-Aug | Wed | 25,137 | 37,431 | 11,625 | 11,751 | 21,898 | 13,154 | 43,605 | 32,411 | 210,435 | 208,316 |
| 29-Aug | Thu | 26,048 | 39,830 | 12,551 | 12,605 | 22,854 | 14,125 | 44,016 | 34,478 | 219,342 | 218,285 |
| 30-Aug | Fri | 27,268 | 42,990 | 12,730 | 12,998 | 23,457 | 14,683 | 44,528 | 36,321 | 232,423 | 231,149 |
| 31-Aug | Sat | 24,220 | 36,385 | 9,922 | 9,494 | 19,331 | 12,192 | 35,020 | 32,813 | 192,554 | 191,463 |
| Total | 31 days | 707,106 | 1,075,243 | 298,083 | 298,416 | 578,302 | 358,386 | 1,130,617 | 900,030 | 5,606,180 | 5,572,990 |
| Student Free Ride | | 4,451 | 13,861 | 6,138 | 6,722 | 8,874 | 7,074 | 12,909 | 16,547 | 83,942 | 83,626 |
| AFP Free Ride | | 389 | 595 | 154 | 73 | 62 | 43 | 142 | 127 | 1,411 | 1,467 |
| Total Ridership with Student & AFP Free Ride | | 711,946 | 1,089,699 | 304,375 | 305,211 | 587,238 | 365,503 | 1,143,668 | 916,704 | 5,691,533 | 5,658,083 |
| Operational Data with Free Ride: | | | | | | | | | | | |
| (1) Ave. Weekday | | 21,506 | 32,672 | 8,947 | 8,836 | 17,474 | 10,913 | 33,905 | 27,611 | 227,217 | 225,964 |
| (2) Ave. Saturdays | | 26,536 | 40,820 | 12,001 | 12,313 | 22,610 | 13,929 | 45,108 | 34,637 | 166,289 | 165,302 |
| (3) Ave. Sun & Hol | | 24,649 | 38,207 | 10,796 | 11,009 | 20,599 | 12,806 | 39,880 | 31,694 | 152,392 | 151,429 |
| (4) Daily Average | | 22,966 | 35,152 | 9,819 | 9,846 | 18,943 | 11,790 | 36,893 | 29,571 | 183,598 | 182,519 |

*Report taken from 0153A-Summary of Passengers Entries and Exits / based on TMSCD Daily Monitoring of Free Ride for Students from Recto to Santolan Stations/ AFP Free Ride data from SSD

Official Entry Ridership with Student & AFP Free Ride =
 Official Exit Ridership with Student & AFP Free Ride =

5,691,533
5,658,083

Prepared by:

ISABEL B. SANIEGO
 Computer Services Programmer A

Reviewed by:

CATHERINE R. LOPEZ
 Manager, AFC System Administration Division

Noted by:

NICOLAS G. OMBAO
 Manager, Fare Revenue Operations Group