



COMPETITIVE RETAIL ELECTRICITY MARKET

Monthly Statistical Data

As of MAY 2022

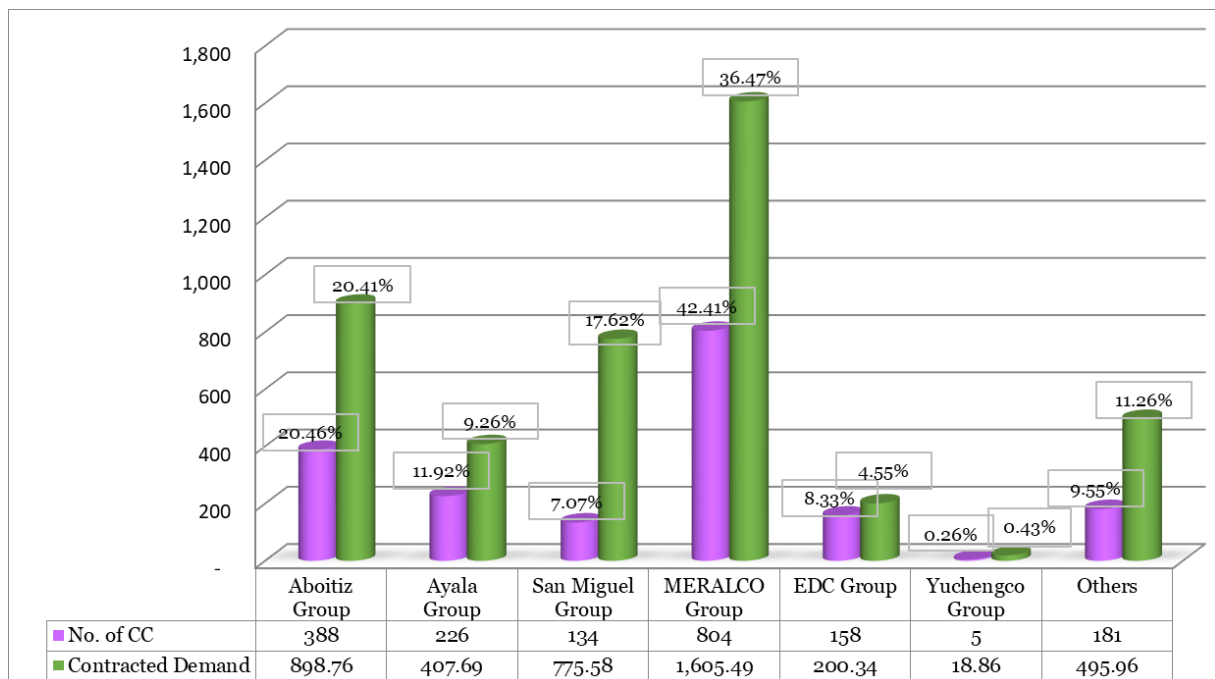
I. CREM Status

	Number of CCs	Monthly Ave. Peak Demand (MW)	Share in Retail Market Demand	System Peak in MW <i>May 30, 2022¹</i>		Share in System Peak
<i>Contestable Customers (in CREM)</i>	<i>1,896</i>	<i>4,001.56</i>		Luzon Visayas	11,416.00 2,069.00	29.67%
Phase I (1MW and above)	1,211	3,423.81	85.56%			
Phase II (750kW to 999kW)	431	394.61	9.86%			
Phase III (500kW to 749kW)	254	183.14	4.58%			
<i>Contestable Customers (in Captive Market)</i>	<i>1,105</i>	<i>1,142.14</i>				8.47%
Phase I (1MW and above)	291	727.91	63.73%			
Phase II (750kW to 999kW)	226	106.33	9.31%			
Phase III (500kW to 749kW)	588	307.90	26.96%			
<i>Total Contestable Customers</i>	<i>3,001</i>	<i>5,143.70</i>		13,485.00		38.14%



II. Market Share

A. Per RES Group



¹ Based on NGCP's Power Situation Outlook




COMPETITIVE RETAIL ELECTRICITY MARKET

Monthly Statistical Data

As of MAY 2022

B. Per Active RES

 Retail Electricity Supplier Group Information				
RES		No. of CC	Capacity Allocation per RES (MW)	Market Share
Aboitiz Group		388	898.76	20.41%
Aboitiz Energy Solutions, Inc.	AESI	167	412.38	9.37%
AdventEnergy, Inc.	AdventEnergy	134	322.68	7.33%
SN Aboitiz Power-RES, Inc.	SNAP-RES	26	72.96	1.66%
PRISM Energy, Inc.	PRISM	43	66.71	1.52%
SN Aboitiz Power-Magat, Inc.	SNAP-MI	18	24.03	0.55%
Ayala Group		226	407.69	9.26%
Ecozone Power Management, Inc.	EPMI	23	32.20	0.73%
DirectPower Services, Inc.	DirectPower	87	150.70	3.42%
AC Energy and Infrastructure Corporation	AC Energy	8	22.52	0.51%
AC Energy Corporation	ACEC	108	202.27	4.60%
San Miguel Group		134	775.58	17.62%
SMC Consolidated Power Corp	SMC Consolidated	107	585.55	13.30%
Masinloc Power Partners Co., Ltd.	MPPCL	27	190.03	4.32%
MERALCO Group		804	1,605.49	36.47%
Manila Electric Company - Local RES (MPower)	MERALCO Local RES	630	1,262.71	28.68%
Vantage Energy Solution and Management, Inc.	Vantage Energy	143	208.60	4.74%
Clark Electric Distribution Corporation - Local RES	CEDC Local RES	12	28.48	0.65%
MeridianX Inc.	MeridianX	1	1.10	0.02%
Global Energy Supply Corp.	Global Energy	18	104.60	2.38%
EDC Group		158	200.34	4.55%
First Gen Energy Solutions	FGES	25	61.16	1.39%
Bac-Man Geothermal, Inc.	Bac-Man	98	108.85	2.47%
Green Core Geothermal, Inc.	GCGI	35	30.33	0.69%
Yuchengco Group*		5	18.86	0.43%
EEI Energy Solutions Corporation	EEIESC	5	18.86	0.43%
Others		181	495.96	11.26%
GNPower Ltd. Co.	GNPower	4	13.20	0.30%
TeaM (Phils.) Energy Corp.	TPEC	19	214.03	4.86%
Shell Energy Philippines, Inc.	SEPHRES	33	66.62	1.51%
KEPCO SPC Power Corporation	KEPCO	7	12.45	0.28%
FDC Retail Electricity Sales Corporation	FDC RES	21	28.23	0.64%
Kratos RES Inc.	Kratos	37	72.05	1.64%
Citicore Energy Solutions, Inc.	Citicore	18	18.80	0.43%
Corenergy, Inc.	Corenergy	17	21.28	0.48%
Anda Power Corporation	Anda	4	7.00	0.16%
SEM-Calaca RES Corporation	SEM-Calaca	8	14.90	0.34%
Batangas II Electric Cooperative, Inc. - Local RES	BATELEC II Local RES	1	2.78	0.06%
Mabuhay Energy Corporation	Mabuhay Energy	11	24.58	0.56%
Solar Philippines Retail Electricity, Inc.	SPREI	1	0.04	0.00%
TOTAL		1,896	4,402.68	100.00%

*PetroGreen Energy Corporation also part of Yuchengco Group but still has no RSC

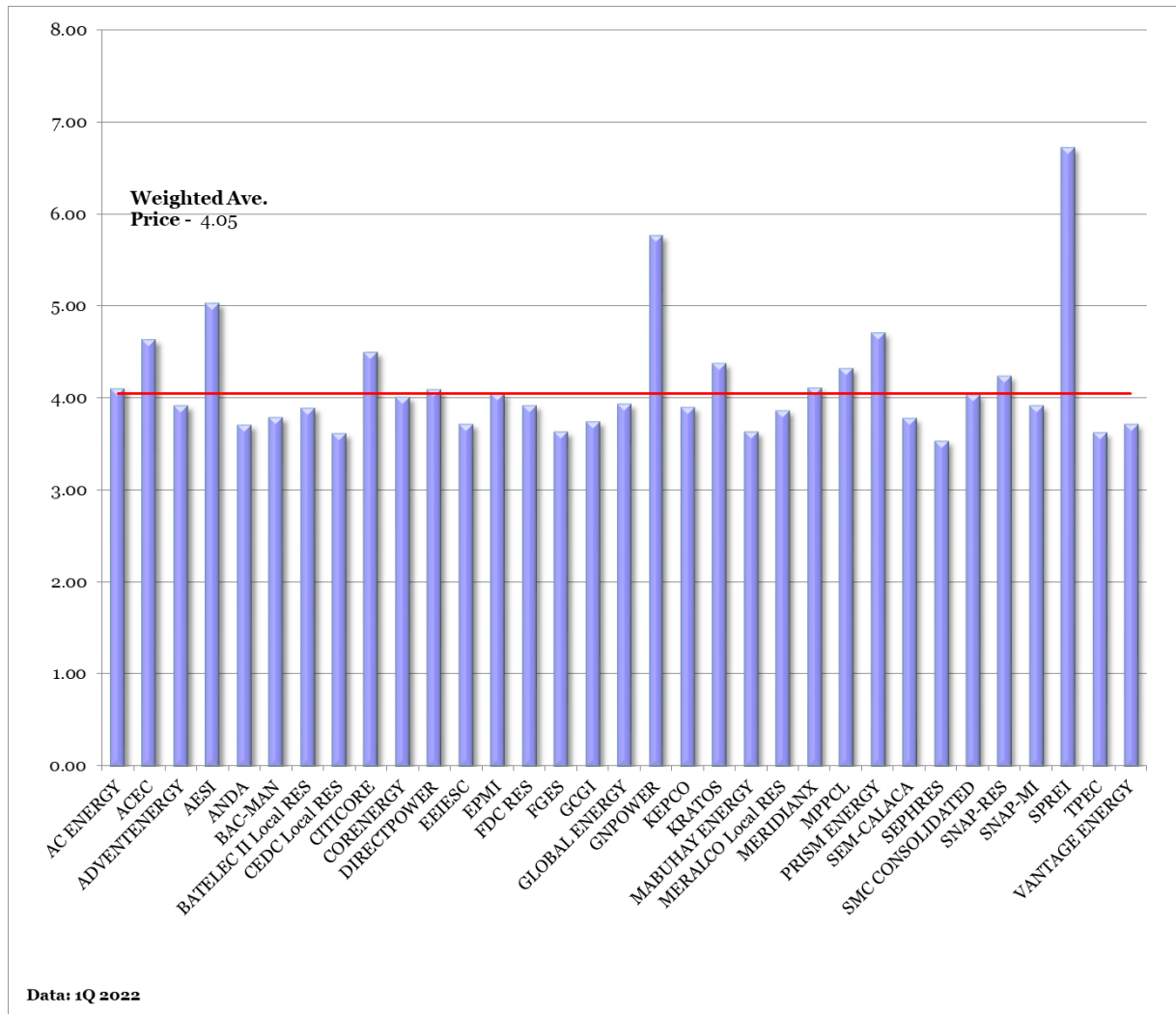


COMPETITIVE RETAIL ELECTRICITY MARKET

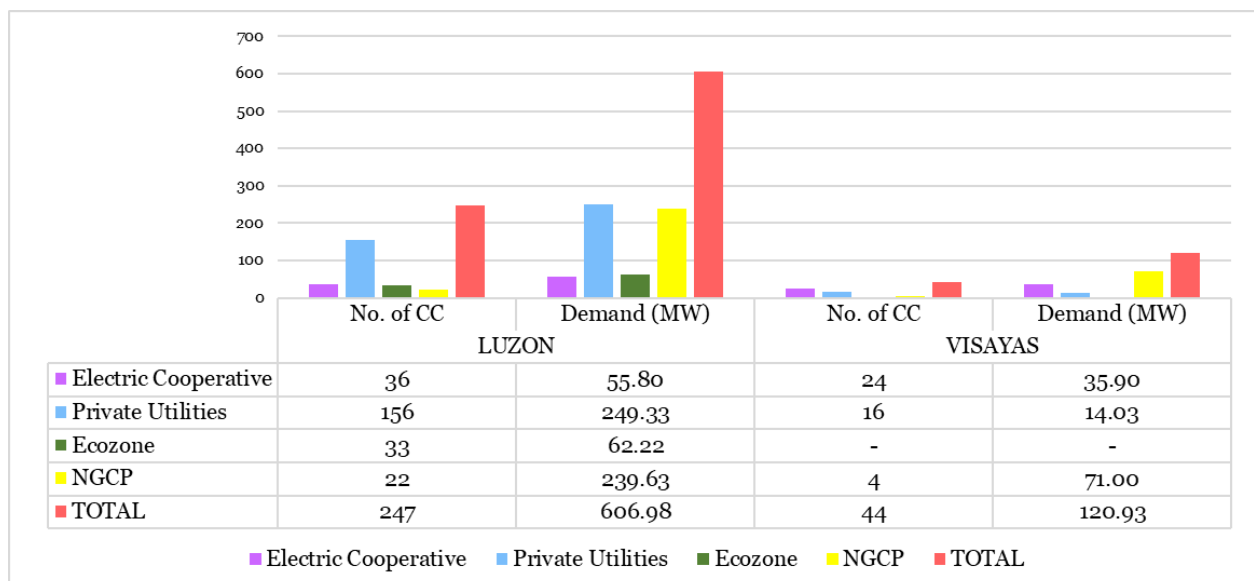
Monthly Statistical Data

As of MAY 2022

III. RES' Average Prices



IV. Phase I (1MW & above) Contestable Customers in Captive Market



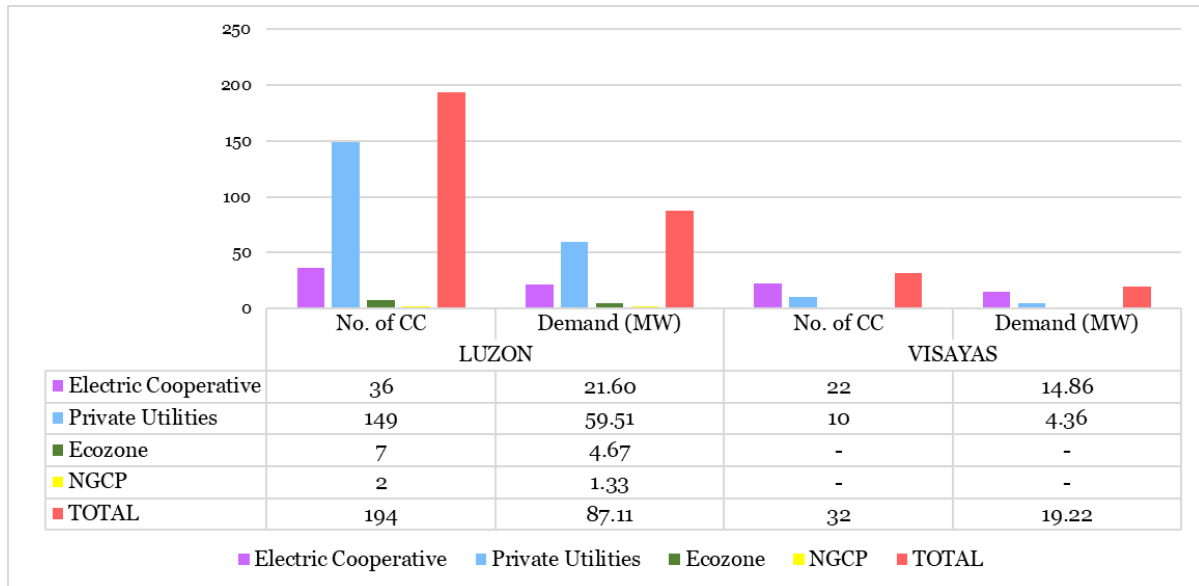


COMPETITIVE RETAIL ELECTRICITY MARKET

Monthly Statistical Data

As of MAY 2022

V. Phase II (750kW-999kW) Contestable Customers in Captive Market



VI. Phases I and II Contestable Customers in Captive Market

	Distribution Utilities / NGCP (Luzon)	1MW & up		750kW-999kW	
		# of CC	Demand (MW)	# of CC	Demand (MW)
	NGCP (Luzon)	22	239.63	2	1.33
1	Albay Power & Energy Corporation	2	3.31	0	0.00
2	Angeles Electric Corporation	7	10.48	2	1.71
3	Batangas I Electric Cooperative, Inc.	4	8.30	4	1.72
4	Batangas II Electric Cooperative, Inc.	3	6.20	5	2.27
5	Benguet Electric Cooperative	1	3.32	2	0.87
6	Cagayan I Electric Cooperative	0	0.00	2	1.58
7	Cagayan II Electric Cooperative	0	0.00	1	0.41
8	Camarines Norte Electric Cooperative	2	1.99	0	0.00
9	Camarines Sur II Electric Cooperative	2	1.60	1	0.10
10	Dagupan Electric Corporation	3	4.85	1	0.61
11	Isabela I Electric Cooperative	4	1.38	2	1.62
12	Isabela II Electric Cooperative	0	0.00	1	0.61
13	La Union Electric Company	1	1.38	1	0.87
14	La Union Electric Cooperative	0	0.00	1	0.72
15	Manila Electric Company	147	231.55	145	56.78
16	Nueva Ecija I Electric Cooperative	1	1.84	0	0.00
17	Nueva Ecija II Electric Cooperative Area 1	0	0.00	1	0.66
18	Nueva Ecija II Electric Cooperative Area 2	1	1.18	1	0.97
19	Nueva Vizcaya Electric Cooperative	1	6.70	0	0.00
20	Occidental Mindoro Electric Cooperative, Inc.	1	0.62	0	0.00
21	Pangasinan III Electric Cooperative	1	1.74	1	0.89
22	Pampanga II Electric Cooperative	2	3.99	1	1.03
23	Pampanga III Electric Cooperative	1	0.55	2	0.45
24	Peninsula Electric Cooperative	1	0.87	4	3.17



COMPETITIVE RETAIL ELECTRICITY MARKET
Monthly Statistical Data
As of MAY 2022

	Distribution Utilities / NGCP (Luzon)	1MW & up		750kW-999kW	
		# of CC	Demand (MW)	# of CC	Demand (MW)
25	San Fernando Electric Light & Power Co. Inc.	2	6.70	1	0.60
26	San Jose Electric Cooperative	0	0.00	3	2.00
27	Tarlac Electric Inc.	1	1.54	1	0.64
28	Tarlac I Electric Cooperative	2	2.87	1	0.00
29	Tarlac II Electric Cooperative	2	2.17	0	0.00
30	Zambales I Electric Cooperative, Inc.	0	0.00	1	0.84
	Distributors in Ecozone				
1	Authority Freeport Area of Bataan	5	7.68	2	1.67
2	Baguio City Economic Zone	1	4.43	0	0.00
3	Cavite Economic Zone	14	9.58	0	0.00
4	Cocochem Agri-Industrial Park	2	2.67	0	0.00
5	Clark Electric and Distribution Corp.	5	8.23	3	1.71
6	Consort Land Inc.	1	2.48	0	0.00
7	Formosa Power Supply Corp.	1	20.24	0	0.00
8	LIMA Enerzone Corporation	1	0.66	0	0.00
9	Subic Enerzone Corp.	3	6.26	2	1.28
	TOTAL	247	606.98	194	87.11
	Distribution Utilities / NGCP (Visayas)	1MW & up		750kW-999kW	
		# of CC	Demand (MW)	# of CC	Demand (MW)
	NGCP (Visayas)	4	71.00	0	0.00
1	Aklan Electric Cooperative	2	0.71	1	0.91
2	Bohol Light Company, Inc.	1	1.03	0	0.00
3	Capiz Electric Cooperative	1	1.19	2	1.62
4	Cebu III Electric Cooperative	2	2.34	0	0.00
5	Central Negros Electric Cooperative	8	12.40	5	2.44
6	Iloilo I Electric Cooperative	2	2.15	5	3.59
7	Iloilo III Electric Cooperative	0	0.00	2	1.60
8	Leyte II Electric Cooperative	1	0.89	1	0.77
9	Leyte IV Electric Cooperative	0	0.00	1	1.33
10	Leyte V Electric Cooperative	2	1.70	1	0.55
11	Mactan Electric Company	3	0.62	3	1.13
12	MORE Electric and Power Corporation	2	3.65	2	1.20
13	Negros Occidental Electric Cooperative	3	2.42	1	0.57
14	Negros Oriental I Electric Cooperative	0	0.00	1	0.65
15	Negros Oriental II Electric Cooperative	1	10.23	1	0.72
16	Northern Negros Electric Cooperative	2	1.87	0	0.00
17	Northern Samar Electric Cooperative	0	0.00	1	0.09
18	Visayan Electric Corporation	10	8.74	5	2.04
	TOTAL	44	120.93	32	19.22

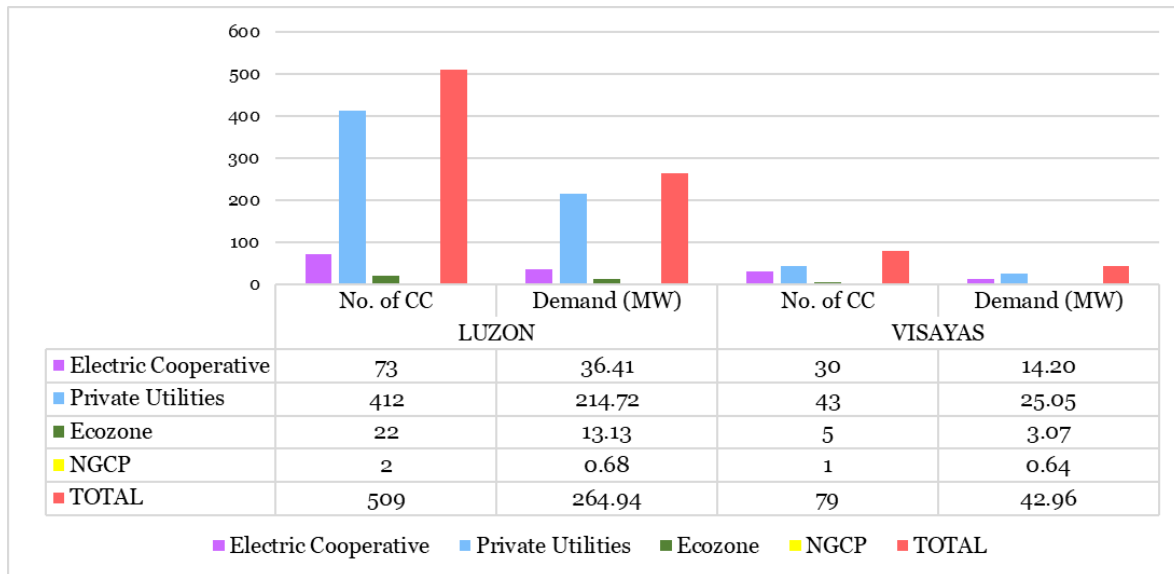


COMPETITIVE RETAIL ELECTRICITY MARKET

Monthly Statistical Data

As of MAY 2022

VII. Phase III (500kW-749kW) Contestable Customers in Captive Market



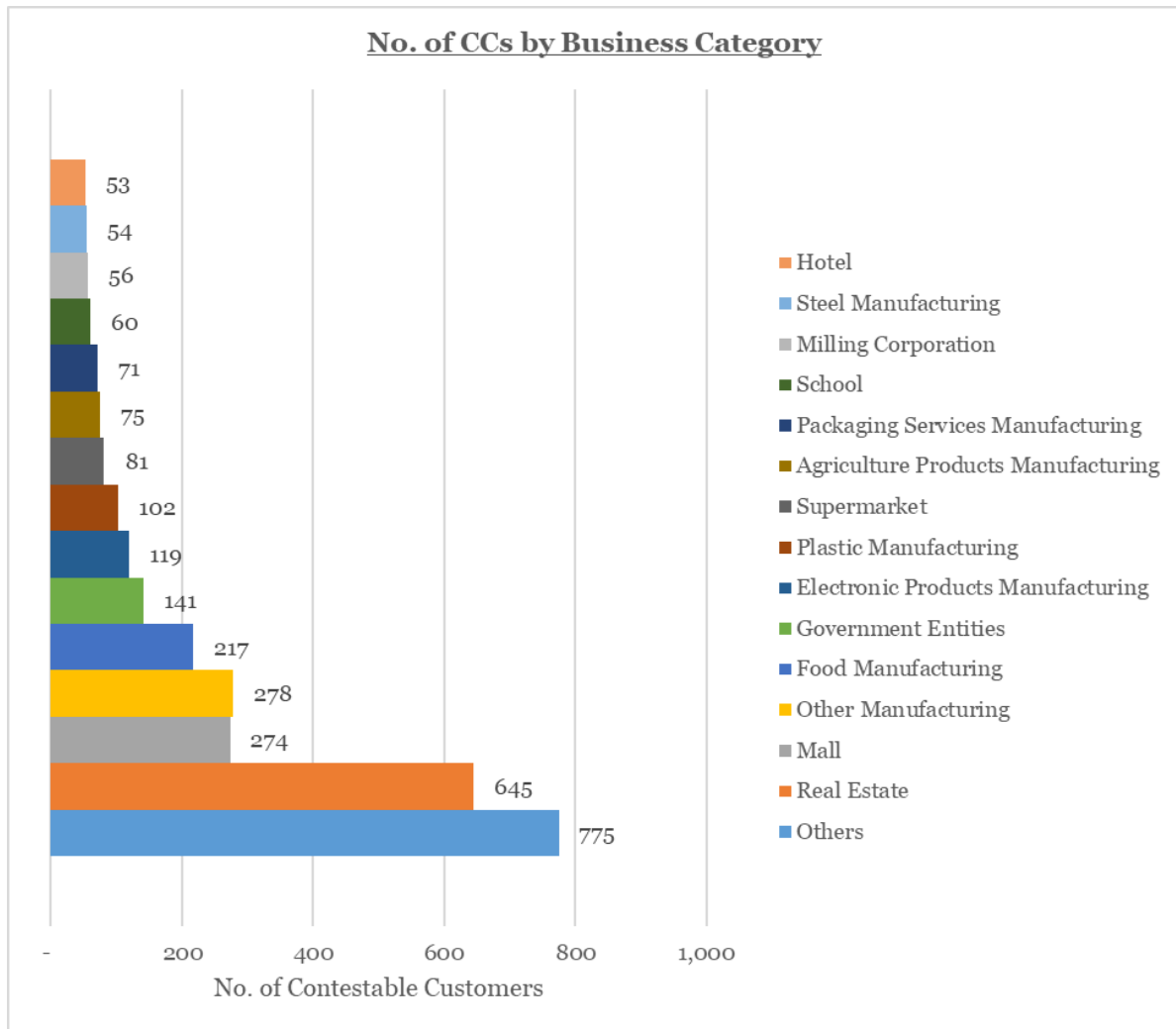
	Distribution Utilities / NGCP (Luzon)	500kW-749kW	
		# of CC	Demand (MW)
	NGCP (Luzon)	2	0.68
1	Albay Power & Energy Corporation	1	0.71
2	Angeles Electric Corporation	2	1.03
3	Batangas I Electric Cooperative, Inc.	2	1.11
4	Batangas II Electric Cooperative, Inc.	9	3.96
5	Benguet Electric Cooperative	2	1.19
6	Cabanatuan Electric Corporation	2	1.23
7	Cagayan I Electric Cooperative	3	1.76
8	Cagayan II Electric Cooperative	1	0.65
9	Camarines Norte Electric Cooperative	1	0.52
10	Camarines Sur II Electric Cooperative	4	1.56
11	Central Pangasinan Electric Cooperative	2	1.23
12	Dagupan Electric Corporation	5	3.05
13	Ilocos Norte Electric Cooperative	1	0.73
14	Ilocos Sur Electric Cooperative	1	0.54
15	Isabela I Electric Cooperative	9	5.18
16	Isabela II Electric Cooperative	5	2.79
17	La Union Electric Cooperative	1	0.46
18	Manila Electric Company	393	203.52
19	Nueva Ecija II Electric Cooperative Area 2	1	0.47
20	Pangasinan I Electric Cooperative	1	0.54
21	Pangasinan III Electric Cooperative	3	1.46
22	Pampanga I Electric Cooperative	1	0.50
23	Pampanga II Electric Cooperative	4	1.52
24	Pampanga III Electric Cooperative	2	0.55
25	Peninsula Electric Cooperative	8	4.34



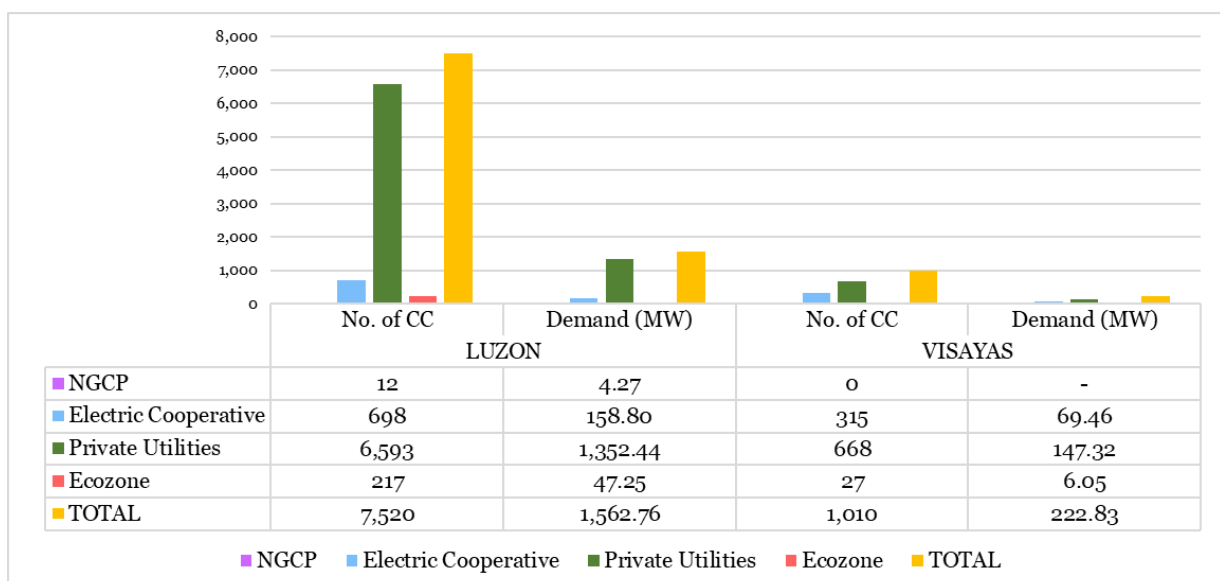
COMPETITIVE RETAIL ELECTRICITY MARKET
Monthly Statistical Data
As of MAY 2022

	Distribution Utilities / NGCP (Luzon)	500kW-749kW	
		# of CC	Demand (MW)
26	San Fernando Electric Light & Power Co. Inc.	3	1.93
27	San Jose Electric Cooperative	7	3.15
28	Tarlac Electric Inc.	8	4.27
29	Tarlac II Electric Cooperative	3	1.17
	Distributors in Ecozone		
1	Authority Freeport Area of Bataan	4	2.77
2	Cocochem Agri-Industrial Park	1	0.40
3	Clark Electric and Distribution Corp.	7	3.78
4	Consort Land Inc.	2	1.17
5	LIMA Enerzone Corporation	3	1.83
6	Malvar Enerzone Corp.	1	0.74
7	Subic Enerzone Corp.	4	2.44
	TOTAL	509	264.94
	Distribution Utilities / NGCP (Visayas)	500kW-749kW	
		# of CC	Demand (MW)
	NGCP (Visayas)	1	0.64
1	Aklan Electric Cooperative	1	0.52
2	Bohol I Electric Cooperative	1	0.62
3	Bohol II Electric Cooperative	1	0.64
4	Bohol Light Company, Inc.	1	0.67
5	Capiz Electric Cooperative	1	0.48
6	Cebu II Electric Cooperative	2	0.98
7	Cebu III Electric Cooperative	2	0.93
8	Central Negros Electric Cooperative	7	0.50
9	Iloilo I Electric Cooperative	3	1.65
10	Iloilo II Electric Cooperative	1	0.58
11	Leyte II Electric Cooperative	2	1.13
12	Leyte IV Electric Cooperative	1	0.63
13	Leyte V Electric Cooperative	3	2.44
14	Mactan Electric Company	10	5.85
15	MORE Electric and Power Corporation	7	4.11
16	Negros Oriental II Electric Cooperative	1	0.58
17	Northern Negros Electric Cooperative	4	2.50
18	Visayan Electric Corporation	25	14.42
	Distributors in Ecozone		
1	Balamban Enerzone Corporation	1	0.57
2	Mactan Ecozone II	4	2.50
	TOTAL	79	42.96

VIII. Contestable Customers per Business Category



IX. Phase IV (100kW-499kW) Potential Contestable Customers





COMPETITIVE RETAIL ELECTRICITY MARKET

Monthly Statistical Data

As of MAY 2022

	Distribution Utilities / NGCP (Luzon)	# of CC	Demand (MW)
	NGCP	12	4.27
1	Angeles Electric Corporation	16	4.53
2	Batangas I Electric Cooperative, Inc.	20	6.03
3	Batangas II Electric Cooperative, Inc.	78	19.31
4	Benguet Electric Cooperative, Inc.	37	7.89
5	Cabanatuan Electric Corporation	49	5.16
6	Cagayan I Electric Cooperative, Inc.	25	7.49
7	Cagayan II Electric Cooperative, Inc.	25	5.23
8	Camarines Sur II Electric Cooperative, Inc.	66	16.45
9	Camarines Sur IV Electric Cooperative, Inc.	10	1.41
10	Dagupan Electric Corporation	63	11.21
11	Ilocos Norte Electric Cooperative, Inc.	37	7.65
12	Ilocos Sur Electric Cooperative, Inc.	17	3.15
13	Isabela I Electric Cooperative, Inc.	34	6.99
14	La Union Electric Company, Inc.	30	5.46
15	La Union Electric Cooperative, Inc.	18	4.37
16	Manila Electric Company	6,263	1,307.31
17	Nueva Ecija I Electric Cooperative, Inc.	27	5.59
18	Pangasinan I Electric Cooperative, Inc.	17	5.42
19	Pangasinan III Electric Cooperative, Inc.	41	9.44
20	Pampanga I Electric Cooperative, Inc.	25	4.80
21	Pampanga III Electric Cooperative, Inc.	20	4.04
22	Peninsula Electric Cooperative, Inc.	93	18.93
23	San Jose Electric Cooperative, Inc.	35	8.74
24	San Fernando Light and Power Corp.	116	7.19
25	Tarlac Electric Inc.	56	11.58
26	Tarlac I Electric Cooperative, Inc.	28	6.48
27	Tarlac II Electric Cooperative, Inc.	28	6.48
28	Zambales I Electric Cooperative, Inc.	17	2.91
	Distributors in Ecozone		
1	Authority Freeport Area of Bataan	37	8.51
2	Clark Electric and Distribution Corp.	111	20.31
3	LIMA Enerzone Corporation	32	8.81
4	Subic Enerzone Corp.	37	9.62
	TOTAL	7,520	1,562.75
	Distribution Utilities / NGCP (Visayas)	# of CC	Demand (MW)
1	Aklan Electric Cooperative	22	4.28
2	Bohol I Electric Cooperative	28	5.63
3	Bohol II Electric Cooperative	3	0.39
4	Bohol Light Company, Inc.	27	4.15
5	Cebu II Electric Cooperative	16	4.19
6	Central Negros Electric Cooperative, Inc.	8	5.44
7	Don Orestes Romualdez Electric Cooperative, Inc.	22	3.93
8	Iloilo I Electric Cooperative, Inc.	59	11.54
9	Iloilo II Electric Cooperative, Inc.	27	8.21
10	Iloilo III Electric Cooperative, Inc.	17	3.03
11	Leyte IV Electric Cooperative, Inc.	9	1.38
12	Leyte V Electric Cooperative, Inc.	37	7.81
13	Mactan Electric Company, Inc.	68	14.89
14	MORE Electric and Power Corporation	101	20.86
15	Northern Negros Electric Cooperative, Inc.	23	5.05
16	Negros Occidental Electric Cooperative, Inc.	20	4.82
17	Visayan Electric Corporation	496	111.18
	Distributors in Ecozone		
1	Mactan Ecozone II	27	6.05
	TOTAL	1,010	222.83



COMPETITIVE RETAIL ELECTRICITY MARKET

Monthly Statistical Data

As of MAY 2022

X. List of RES

	Retail Electricity Supplier (RES)	License Validity
1	Aboitiz Energy Solutions, Inc. (AESI)	October 28, 2022
2	AC Energy and Infrastructure Corporation (AC Energy)	September 5, 2026
3	AC Energy Corporation (formerly AC Energy Philippines, Inc.) (ACEC)	November 19, 2022
4	AdventEnergy, Inc. (AdventEnergy)	June 17, 2022 ²
5	Anda Power Corporation (Anda)	October 17, 2026
6	AP Renewables, Inc. (APRI)*	February 17, 2025
7	Asiapac Green Renewable Energy Corp. (Asiapac)	January 26, 2027
8	Bac-Man Geothermal, Inc. (Bac-Man)	February 13, 2022 ³
9	Citicore Energy Solutions (Citicore)	December 7, 2026
10	Corenergy, Inc. (Corenergy)	September 5, 2026
11	DirectPower Services (DirectPower)	March 26, 2027
12	Ecozone Power Management, Inc. (EPMI)	March 19, 2027
13	EEI Energy Solutions Corporation (EEIESC)	February 16, 2026
14	FDC Retail Electricity Sales Corp. (FDC-RES)	July 4, 2021 ⁴
15	First Gen Energy Solutions (FGES)	May 8, 2021 ⁴
16	Global Energy Supply Corporation (Global Energy)	September 12, 2026
17	GNPower Ltd. Co. (GNPower)	May 28, 2022 ⁵
18	Green Core Geothermal Inc. (GCGI)	June 7, 2025
19	Green Energy Supply Solutions, Inc. (GESSI)*	June 24, 2025
20	KEPCO SPC Power Corporation (KEPCO)	October 17, 2026
21	Kratos RES Inc. (Kratos)	January 8, 2027
22	Mabuhay Energy Corporation (Mabuhay Energy)	December 2, 2024
23	MarivelesPower Inc. (MarivelesPower)*	February 17, 2025
24	Masinloc Power Partners Co., Ltd. (MPPCL)	August 1, 2021 ⁴
25	Mazzaraty Energy Corporations (Mazzaraty)*	December 18, 2021 ⁶
26	Megawatt Solutions, Inc. (Megawatt)*	March 2, 2025
27	MeridianX, Inc. (MeridianX)	February 8, 2022 ⁷
28	PetroGreen Energy Corporation (PetroGreen)*	January 20, 2025
29	Phoenix Energy Solutions, Inc. (Phoenix)*	April 20, 2026
30	Premier Energy Resources Corp. (Premier Energy)*	October 16, 2026
31	PRISM Energy Inc. (PRISM)	May 21, 2022 ⁸
32	Rockport Power, Inc. (Rockport Power)*	November 23, 2026
33	SEM-Calaca RES Corporation (SEM-Calaca RES)	November 21, 2026
34	Shell Energy Philippines, Inc. (SEPHRES)	July 4, 2026
35	SMC Consolidated Power Corporation (SMC Consolidated)	August 23, 2021 ⁴
36	SN Aboitiz Power-Magat, Inc. (SNAP-MI)	December 15, 2025
37	SN Aboitiz Power-RES, Inc. (SNAP-RES)	May 8, 2026
38	Solar Philippines Retail Electricity, Inc. (SPREI)	December 2, 2024
39	TeaM (Phils.) Energy Corp. (TPEC)	January 23, 2022 ⁹
40	Therma Luzon, Inc. (TLI)*	August 11, 2025
41	Trademaster Symbior Rooftop Corporation (Trademaster)*	June 7, 2025
42	Unified Energy Solutions, Inc. (Unified Energy)*	June 7, 2025
43	Vantage Energy Solutions and Management, Inc. (Vantage Energy)	January 9, 2022 ¹⁰
44	ZestPower Corporation (ZestPower)*	March 2, 2025

² Extended until December 17, 2022

³ Extended until August 13, 2022

⁴ Extended until September 29, 2022

⁵ Pending approval of the ERC

⁶ Extended until June 18, 2023

⁷ Extended until August 8, 2022

⁸ Extended until November 21, 2022

⁹ Extended until July 23, 2023

¹⁰ Extended until July 9, 2023

* No RSC



COMPETITIVE RETAIL ELECTRICITY MARKET
Monthly Statistical Data
As of MAY 2022

XI. List of Local RES

	Local RES
1	Angeles Electric Corporation (AEC)
2	Batangas I Electric Cooperative (BATELEC I)
3	Batangas II Electric Cooperative (BATELEC II)*
4	Benguet Electric Cooperative (BENECO)
5	Bohol Light Company, Inc. (BLCI)
6	Cabanatuan Electric Corporation (CELCOR)
7	Camarines Sur II Electric Cooperative (CASURECO II)
8	Cebu I Electric Cooperative (CEBECO I)
9	Cebu II Electric Cooperative (CEBECO II)
10	Cebu III Electric Cooperative (CEBECO III)
11	Clark Electric Distribution Corporation (CEDC) *
12	Central Negros Electric Cooperative (CENECO)
13	Dagupan Electric Corp. (DECORP)
14	Ilocos Norte Electric Cooperative (INEC)
15	Leyte II Electric Cooperative (LEYECO II)
16	La Union Electric Company, Inc. (LUECO)
17	Manila Electric Company (MPower)*
18	Nueva Ecija I Electric Cooperative (NEECO I)
19	Nueva Ecija II - Area I Electric Cooperative Inc. (NEECO II-Area I)
20	Pampanga I Electric Cooperative (PELCO I)
21	Pampanga II Electric Cooperative (PELCO II)
22	Quezon I Electric Cooperative (QUEZELCO I)
23	San Fernando Electric Light and Power Corp. (SFELAPCO)
24	Subic Enerzone Corporation (SEZC)
25	Tarlac Electric Inc. (TEI)
26	Tarlac I Electric Cooperative (TARELCO I)
27	Tarlac II Electric Cooperative (TARELCO II)
28	Visayan Electric Company (VECO)

**Local RES with RSC*