

ISSN 0116-1822



FOREIGN TRADE STATISTICS OF THE PHILIPPINES

2015

Volume I - IMPORTS



REPUBLIC OF THE PHILIPPINES
PHILIPPINE STATISTICS AUTHORITY
SOLID • RESPONSIVE • WORLD-CLASS



PHILIPPINE STATISTICS AUTHORITY
TRADE STATISTICS DIVISION
16th Floor CyberPod Centris Eton Three, EDSA Quezon Avenue, Quezon City
www.psa.gov.ph



ISSN 0116-1822

FOREIGN TRADE STATISTICS OF THE PHILIPPINES

2015

Volume I - IMPORTS



REPUBLIC OF THE PHILIPPINES
PHILIPPINE STATISTICS AUTHORITY
SOLID • RESPONSIVE • WORLD-CLASS



REPUBLIC OF THE PHILIPPINES
PRESIDENT RODRIGO ROA DUTERTE



PHILIPPINE STATISTICS AUTHORITY

LISA GRACE S. BERSALES, Ph. D.
National Statistician and Civil Registrar General

Published by the
Philippine Statistics Authority
CVEA Bldg., East Avenue
Quezon City

Terms of Use: **Foreign Trade Statistics of the Philippines** is a publication of the Philippine Statistics Authority. The PSA reserves exclusive right to reproduce this publication in whatever form. Should any portion of this publication be included in a report/article, the title of the publication and the PSA should be cited as the source of the data. The PSA will not be responsible for any information derived from the processing of data contained in this publication.

FOREWORD

The **2015 Foreign Trade Statistics of the Philippines** is an annual publication of the Philippine Statistics Authority. It presents information on value and quantity of Philippine trade with other countries and also provides comparative data for previous years as well as a historical table on Philippine trade dating back to 1890.

This Publication consists of two volumes, namely: Volume 1 - Imports and Volume 2 - Exports.

Volume 1 - Imports is divided into three sections: Special Feature: The Country's Foreign Trade Performance in 2015; Summary Statistical Tables on Foreign Trade; and Detailed Statistical Tables on Imports.

Volume 2 - Exports is divided into four sections: Special Feature: The Country's Foreign Trade Performance in 2015; Summary Statistical Tables on Foreign Trade; Detailed Statistical Tables on Exports; and Detailed Statistical Tables on Re-exports.

The PSA acknowledges with sincere thanks and appreciation the cooperation and valuable assistance extended by the Bureau of Customs and the Philippine Economic Zone Authority. We also express our deep gratitude to the traders and brokers who continue to provide us with source documents and reports needed in compiling foreign trade statistics.


LISA GRACE S. BERSALES, Ph. D.

National Statistician and Civil Registrar General

Quezon City, Philippines
December 2016

TABLE OF CONTENTS

	Page
Foreword	iii
Table of Content	v
Explanatory Note	ix
Introduction	ix
Coverage	x
Sources of Information	x
Commodity Classification	xii
Country of Origin	xiii
Country of Destination	xiii
Valuation	xiii
Processing	xiv
Other Available Data	xv
Abbreviations of units of quantity used	xvi
List of member countries of different economic blocs	xvii
SECTION 1: The Country's Foreign Trade Performance in 2015	
Foreign Trade Statistics: 2015	3
SECTION 2: Summary Statistical Tables on Foreign Trade	
Table 1 Foreign trade: 1890 to 2015	23
Table 2 Foreign trade by month: 2011 to 2015	25
Table 3 Foreign trade by country: 2011 to 2015	26
Table 4 Foreign trade by economic bloc: 2011 to 2015	48
Table 5 Foreign trade by local port: 2015	49
Table 6 Philippine imports by major commodity group: 2014 and 2015	52
Table 7 Philippine imports from major countries and groups of countries by chapter: 2015.....	53
SECTION 3: Detailed Statistical Table on Imports	
Table 8 Quantity and value of Philippine imports classified by commodity and country of origin: 2015.....	87
Chapter	
01 Live animals	87
02 Meat and edible meat offal	87
03 Fish and crustaceans, molluscs and other aquatic invertebrates.....	92
04 Dairy produce; bird's eggs; natural honey; edible products of animal origin, not elsewhere specified or included	100

TABLE OF CONTENTS - *Continued*

	Page
05 Products of animal origin, not elsewhere specified or included.....	107
06 Live trees and other plants, bulbs, roots and the like; cut flowers and ornamental foliage..	109
07 Edible vegetables and certain roots and tubers.....	110
08 Edible fruits and nuts; peel of citrus fruits or melons.....	116
09 Coffee, tea, mate and spices.....	122
10 Cereals.....	127
11 Products of the milling industry; malt;starches; inulin; wheat.....	130
12 Oil seeds and oleaginous fruits; miscellaneous grains, seeds	134
13 Lac; gums, resins and other vegetable saps and extracts.....	138
14 Vegetable plaiting materials; vegetable products not elsewhere specified or included.....	141
15 Animal or vegetable fats and oils and their cleavage products; prepared edible fats; animal or vegetable waxes.....	142
16 Preparations of meat, of fish or of crustaceans, molluscs and other aquatic invertebrates.....	150
17 Sugars and sugar confectionary.....	153
18 Cocoa and cocoa preparations.....	157
19 Preparations of cereals, flour, starch or milk; pastrycooks' products.....	160
20 Preparations of vegetables, fruits, nuts or other parts of plants.....	166
21 Miscellaneous edible preparations.....	177
22 Beverages, spirits and vinegars.....	182
23 Residues and waste from the food industries; prepared animal fodder.....	188
24 Tobacco and manufactured tobacco substitutes.....	192
25 Salt, sulphur; earths and stone; plastering materials, lime and cement.....	195
26 Ores, slag and ash.....	205
27 Mineral fuels, mineral oils and products of their distillation; bituminous substances; mineral waxes.....	207
28 Inorganic chemicals; organic or inorganic compounds of precious metals, of rare-earth metals, of radio-active elements.....	213
29 Organic chemicals	239
30 Pharmaceutical products.....	285
31 Fertilisers.....	295
32 Tanning or dyeing extracts; tannins and their derivatives; dyes, pigments and other colouring matter; paints and varnishes; putty and their mastics; ink.....	299
33 Essential oils and resinoids; perfumery, cosmetic or toilet preparations.....	312
34 Soap, organic surface-active agents, washing preparations, lubricating preparations, artificial waxes, prepared waxes, polishing or scouring preparations, candles and similar articles, modeling pastes, dental waxes and dental preparations with a basis of plaster.....	322
35 Albuminoidal substances; modified starches; glues; enzymes.....	331
36 Explosives; pyrotechnic products, matches, pyrophoric alloys; certain combustible preparations.....	335
37 Photographic or cinematographic goods.....	336
38 Miscellaneous chemical products.....	341
39 Plastics and articles thereof.....	359
40 Rubber and articles thereof.....	398
41 Raw hides and skins (other than furskins) and leather.....	421

TABLE OF CONTENTS - *Continued*

	Page
42 Articles of leather, saddlery and harness; travel goods and, handbags and similar containers; articles of animal gut (other than silk-worm gut).....	426
43 Furskins and artificial fur; manufactures thereof.....	433
44 Wood and articles of wood; wood charcoal.....	435
45 Cork and articles of cork.....	450
46 Manufactures of straw, of esparto or of other plaiting materials; basketware and wickerwork.....	451
47 Pulp of wood or of other fibrous cellulosic materials; waste and scrap of paper or paperboard.....	453
48 Paper and paperboard; articles of paper pulp, of paper or of paperboard.....	455
49 Printed books, newspapers, pictures and other products of the printing industry; manuscripts, typescripts and plans.....	485
50 Silk.....	492
51 Wool, fine or coarse animal hair, horsehair yarn and woven.....	493
52 Cotton.....	495
53 Other vegetable textile fibers; paper yarn and woven fabrics or paper yarn.....	511
54 Man-made filaments.....	513
55 Man-made staple fibres.....	524
56 Wadding, felt and nonwovens; special yarns; twine, cordage, ropes and cables and articles thereof.....	539
57 Carpets and other textile floor coverings.....	546
58 Special woven fabrics; tufted textile fabrics; lace; tapestries; trimming embroidery.....	551
59 Impregnated, coated, covered or laminated textile fabrics; textile articles of a kind suitable for industrial use.....	558
60 Knitted or crocheted fabrics.....	565
61 Articles of apparel and clothing accessories, knitted or crocheted.....	572
62 Articles of apparel and clothing accessories, not knitted or crocheted.....	597
63 Other made up textile articles; sets; worn clothing and worn textile articles; rags.....	621
64 Footwear; gaiters and the like; parts of such article.....	635
65 Headgear and parts thereof.....	642
66 Umbrellas, sun umbrellas, walking-sticks, seat-sticks, whips, riding-crops and parts thereof.....	646
67 Prepared feathers and articles made therewith; artificial flowers; articles of human hair.....	647
68 Articles of stone, plaster, cement, asbestos, mica or similar materials.....	649
69 Ceramic products.....	660
70 Glass and glassware.....	668
71 Natural or cultured pearls, precious or semi-precious stones, precious metals, metals clad with precious metals and articles thereof; imitation jewellery; coin.....	684
72 Iron and steel.....	690
73 Articles of iron or steel.....	716
74 Copper and articles thereof.....	754
75 Nickel and article thereof.....	765
76 Aluminum and articles thereof.....	767
78 Lead and articles thereof.....	778
79 Zinc and articles thereof.....	779

TABLE OF CONTENTS - *Concluded*

		Page
80	Tin and articles thereof.....	781
81	Other base metals; cermets; articles thereof.....	783
82	Tools, implements, cutlery, spoons and forks, of base metal parts thereof of base metal.....	786
83	Miscellaneous articles of base metal.....	807
84	Nuclear reactors, boilers, machinery and mechanical appliance; parts thereof.....	821
85	Electrical machinery and equipment and parts thereof; sound recorders and reproducers, television image and sound recorders and reproducers and parts and accessories of such.....	968
86	Railway or tramway locomotives, rolling-stock and parts thereof; railway or tramway track fixtures and fittings and parts thereof; Mechanical (including electro-mechanical) traffic signaling equipment of all kinds.....	1066
87	Vehicles other than railway or tramway rolling-stock, and parts and accessories thereof.....	1069
88	Aircraft, spacecraft, and parts thereof.....	1090
89	Ships, boats, and floating structures.....	1093
90	Optical, photographic, cinematographic, measuring, checking, precision, medical or surgical instruments and apparatus; parts and accessories thereof.....	1095
91	Clocks and watches and parts thereof.....	1145
92	Musical instruments; parts and accessories of such articles.....	1153
93	Arms and ammunition; parts and accessories thereof.....	1157
94	Furniture; bedding; mattresses, mattress supports, cushions and similar stuffed furnishings; lamps and lighting fitting, not elsewhere specified or included; illuminated signs, illuminated name-plates and the like prefabricated buildings.....	1160
95	Toys, games and sports requisites; parts and accessories thereof.....	1173
96	Miscellaneous manufactured articles.....	1182
97	Works of art, collectors' pieces and antiques.....	1196
98	Commodities and transactions not classified elsewhere (reserved for special uses by contracting party).....	1197
 SECTION 5: <i>Appendices</i>		
	Appendix 1 Glossary of Terms	1201
	Appendix 2 Forms	1210

EXPLANATORY TEXT

Introduction

Republic Act 10625 otherwise known as the Philippine Statistical Act of 2013 enacted on September 12, 2013, merged four statistical agencies, namely, the National Statistics Office (NSO), the National Statistical Coordination Board (NSCB), the Bureau of Labor and Employment Statistics (BLES), and the Bureau of Agricultural Statistics (BAS) and shall be known as the PHILIPPINE STATISTICS AUTHORITY (PSA).

One of the functions of the PSA stated under Section 6 of RA 10625 is to “prepare and conduct statistical sample surveys on all aspects of socioeconomic life including agriculture, industry, **trade**, finance, prices and marketing information, income and expenditure, education, health, culture and social situations as well as the government and the political sector for the use of the government and the public;

Also, under Section 13 of RA 10625, the Sectoral Statistics Office shall:

(a) Provide technical staff support to the PSA in the areas of agriculture, natural resources, agrarian reform, mining and quarrying, manufacturing, electricity, gas and water, energy, construction, **foreign and domestic trade**, services, science and technology, finance, investment, population, women and gender, health, nutrition, education, labor and employment, social welfare, governance, public order and justice.

In 1973, the former National Statistics Office became the sole agency to compile foreign trade statistics. Prior to this period, the Central Bank of the Philippines (now known as Bangko Sentral ng Pilipinas) also compiled and released foreign trade data. However, the differences in the concepts used by these two agencies resulted to a conflicting foreign trade data. This led to an agreement that made NSO the sole compiler of the official foreign trade statistics.

The Philippines adopts the "**General**" trade system of recording foreign trade statistics. The customs frontier (not the national boundary) is used as the statistical frontier. Under this system, all goods entering any of the seaports or airports of entry of the Philippines properly cleared through customs or remaining or under customs control are considered **imports**, whether the goods are for direct consumption, for merchandising, for warehousing or further processing. On the other hand, all goods leaving the country, which are properly cleared through the Customs, are considered **exports**. A distinction however, is made between export for goods grown, mined or manufactured in the Philippines (**domestic exports**) and exports of imported goods that do not undergo physical and or chemical transformation in the Philippines (**re-exports**).

Coverage

The foreign trade data contained in this report relates to commerce between the Philippines and other countries by sea or air whether for private or government use or for commercial purposes, gifts or samples. It also includes animals for the zoo, for

breeding and the like. However, the following classes of goods are excluded in the compiled foreign trade statistics:

- a. Fish and other marine products landed by Philippine vessel direct from the sea
- b. Goods imported and exported by, or on behalf of diplomatic services and armed forces
- c. Exposed cinematographic films imported or exported on rental basis
- d. Personal effects of passenger on which no duty was paid
- e. Issued currency notes and coins
- f. Goods in transit to foreign countries
- g. Stores and fuels purchased abroad by ships and aircrafts of Philippine registry and
- h. Goods sent through parcel post.

Since 1982, goods are considered imported or exported on the date the carrying vessel or aircraft arrives or departs at the port or airport of unloading or loading.

The coverage of the annual publication is usually higher than the sum of monthly coverage, since it includes data from the documents, which arrived late for inclusion in their respective months. Monthly figures in this publication, however, include these corrections.

Sources of Information

Foreign trade statistics are compiled by the Philippine Statistics Authority (PSA) from copies of import and export documents submitted to the Bureau of Customs (BOC) by importers and exporters or their authorized representatives as required by law.

Imported articles of commercial nature with dutiable value of two thousand pesos and above are cleared on formal import entry (BOC Import Entry & Internal Revenue Declaration -Form No. 236). Those with dutiable value of two thousand pesos or less and personal and household effects, are cleared on an informal import entry (Informal Import Declaration and Entry - BC Form No. 177) whenever duty, tax or charges are collectible.

Effective 1980, EPZA Import Tally (Form No. 8102) are used for clearing importations intended for Export Processing Zones. However, the Customs- EPZA Warehousing Entry (BC Form No. 242 - CEWE) which was implemented in 14 October 1991 revoked the use of the EPZA Import Tally. However, from early 1996 to the present, EPZA forms were renamed as PEZA (Philippine Economic Zone Authority) forms after the name of the agency.

Another source of import data used for clearance of cargoes is the Single Administrative Document (SAD), an electronic copy of the IEIRD. This is an on-line

submission of import documents either by brokers or companies in lieu of the manual filling-up of documents.

The sources of export data, on the other hand, are Export Permit (CB-ED Form No. 102R), Export Declaration (ED) with and without Foreign Exchange Proceeds (CBP 6-21-02 and CBP 6-21-04, respectively) and PEZA Export Tally (PEZA Form No. 8104). The first form is used by Board of Investments (BOI)-registered exporters, the second form by general exporters and the last form by exporters located inside the Export Processing Zones. Effective 1 October 1991, the Revised Export Declaration was implemented which can be used by all kinds of exporters including general, BOI registered and PEZA registered exporters. Starting 30 July 1996, this form was then implemented under the Department of Trade and Industry (DTI) from the Central Bank (CB) of the Philippines.

Other sources of export data are the General System of Preferences (GSP Form A), ASEAN Common Effective Preferential Tariff Scheme (Form D), ASEAN-CHINA Free Trade Area Preferential Tariff (Form E), ASEAN - KOREA Free Trade Area Preferential Tariff (Form AK), Agreement Between Japan and the Republic of the Philippines for an Economic Partnership (Form JP) and Agreement Establishing the ASEAN - AUSTRALIA - NEW ZEALAND Free Trade Area (Form AANZFTA/AANZ). These documents are issued by the Bureau of Customs to exporters whose products are eligible for preferential tariff treatment.

Monthly reports of selected electronic companies were also used as sources of export data. In addition, the Special Permit to Load (SPL) was used for those selected companies without corresponding export document.

Starting in 2003, the Automated Export Documentation System (AEDS), a paperless recording of export transaction at the ECOZONES covering semiconductor and electronic shipments loaded at Ninoy Aquino International Airport (NAIA) was included in the compilation of export statistics. This is due to the Joint Memorandum Order (JMO) No. 02-2002 section 3.9, which states that "in lieu of providing the NSO and DTI copies (paper) of the ED, the BOC shall provide electronic files of ED's processed on a monthly basis to these government agencies". The PSA collects this electronic files every 15th day of the month and integrates them to the PSA database system.

In addition to NAIA, all transactions that pass through AEDS in Subic and Mactan were also included in the compilation of export statistics starting in 2004 and 2005, respectively.

Revision in the import figures were done for the years 2000 to 2004. The revision on import statistics was based on the recommendation of the Inter-Agency Committee on Trade. The committee is composed of representatives from the National Statistical Coordination Board (NSCB), Bangko Sentral ng Pilipinas (BSP), National Economic Development Authority (NEDA), NSO, PEZA, BOC and DTI-Export Development Council (EDC) and Bureau of Export Trade Promotion (BETP). The NSCB Executive

Board approved the recommended methodology last May 8, 2005 through NSCB Resolution No. 8 Series of 2005 entitled "Interim Methodology for the Revision of Electronics Import Statistics". However, starting in 2006, import figures were adjusted based on the transactions that pass through the Automated Cargo Operating System (ACOS) of the BOC. Moreover, beginning March 2010, adjustments on import figures were based on the transactions that pass through the e2m (electronic to mobile) customs system; a system implemented through the BOC e-Customs Project. Through internet-based and wireless technologies, the e-Customs Project intends to streamline imports and exports processing and improve trade facilitation among BOC, other government agencies and its stakeholders anywhere, anytime - all towards the realization of the National and ASEAN Single Windows.

Commodity Classification

The 2004 Philippine Standard Commodity Classification (PSCC) is used in compiling foreign trade data starting with July 2006. This is in compliance with NSCB Resolution No. 03, series of 2005 entitled "Approving and Adopting the 2004 Philippine Standard Commodity Classification" by all concerned government agencies and instrumentalists.

The commodities are classified in accordance with the 1993 Philippine Standard Commodity Classification Revised 2 (1993 PSCC Rev. 2), a classification scheme that is aligned with the United Nations Standard International Trade Classification (SITC), and the Harmonized Commodity Description and Coding System of the Philippines, otherwise known as Harmonized System of the Philippines (HSP) from 1999 to 2006. However, in July 2006, all commodities are both classified in accordance with the 1993 Philippine Standard Commodity Classification Revised 2 (1993 PSCC Rev. 2) and with the 2004 Philippine Standard Commodity Classification (2004 PSCC) groupings. This is in compliance with NSCB Resolution No. 03, Series of 2005 entitled "Approving and Adopting the 2004 Philippine Standard Commodity Classification" by all concerned government agencies and instrumentalities. The commodities for the months of January to June in 2006, on the other hand, were then backtracked to enable them to classify to 2004 PSCC. Subsequently, in 2007 this commodity classification was then being used up to the present.

The former NSO adopted a new coverage of electronic products beginning March 2003 to ensure the consistency and comparability of statistics used by several agencies in the country. The NSCB, through NSCB Resolution No. 12, series of 2002 dated 5 June 2002, approved the new coverage. This new coverage of electronics exports resulted from an interagency work participated in by the NSO, the BETP of the DTI, the Semiconductor and Electronics Industries of the Philippines, Incorporated (SEIPI), and the NSCB. The new coverage now includes 359 items as described in the PSCC as against to only 40 items in the previous years.

The 1993 PSCC Revised 1 (1993 PSCC Rev.1) was used in the classification of the commodities included in the trade statistics from 1994 to 1998 while the 1989 PSCC Revised (1989 PSCC Rev.) was used for the years 1991 to 1993 and the 1989 PSCC was employed from 1990 to 1991.

The 1977 PSCC was used from 1977 to 1990. It was basically patterned after the UN SITC, Rev. 2 and followed similar coding scheme up to the subgroup level (4-digit). Prior to 1977, the Revised Central Bank Commodity Classification Manual was used, which was an integration of the Central Bank Statistical Classification of the Philippines patterned after the original SITC.

Country of Origin

The Country of Origin of an imported commodity is the country where the commodity is grown, mined or manufactured. Further processing or material added to it in another country must bring about a material transformation to render such country as the country of origin. The country of origin remains unchanged if the commodity is subjected to mere sorting, grading, cleaning, packaging or similar processing.

Country of Destination

The Country of Destination is the country of ultimate destination or shipment. It is not necessarily the country where the commodity or shipment is to be unloaded, as in the case of shipment unloaded from one ocean liner but is destined to a country that is landlocked. In which case, the country of destination is the landlocked country.

Valuation

Beginning in 1963, the rate of conversion for every independent transaction in computing the FOB peso value are the actual rates appearing on entries or as reported in the daily foreign exchange quotations of the BSP. Thus, there is no fixed rate conversion for imports and exports since the actual rate fluctuates daily. For imports, such variable rates have been used effective January 1963, whereas for the first semester of 1963, the FOB value corresponding to the dollar receipts derived from exports was computed by using the composite rate consisting of 80 percent at the free Market rate and 20 percent at the rate of two pesos to a dollar. Starting with the second half of 1963, the rate conversion has been changed to 100 percent free market rate. This latter procedure was adopted to obtain a more realistic FOB peso value and to give a true picture of the balance of trade position of the country.

The Free on Board (FOB) value is the value of the goods free on board the carrier at the frontier of the exporting country. It includes inland freight, export duty and other expenses. Ocean freight, insurance and consular fees, however, is excluded. The

dollar-peso average exchange rate for the year in review is 45.37 for exports and 45.87 for imports.

In addition, valuation of goods in the Philippine foreign trade statistics is FOB. However, Cost-Insurance-Freight (CIF) valuation could also be determined as the data on freight and insurance are available.

Processing

Data processing is done both mechanically and manually.

Copies of import and export documents collected by NSO personnel from the customs houses in all ports and airports of entry in the Philippines are systematically controlled. Collected documents are sorted by month, by port, by single or multiple commodity entries and by value. About 100 entries are assigned with control numbers and folioed together for the convenience of coders and encoders and for easy processing of the processors. Each folio then undergoes the following stages of processing:

1. Coding - process of translating each item of information found in the source document to its equivalent alphabetic and or numeric code in accordance with the country, commodity, exporter, handling, carrier or port classification used
2. Code verification - process of determining the appropriateness of codes used
3. Computation - process of computing the FOB, insurance and freight values and converting each value into US dollars
4. Computation verification - process of checking the accuracy of computed data.

Quality control of coding and computation for both imports and exports is carried through sample verification. This method enables the verifier to decide after a number of entries have been verified whether to reject, continue or accept the folio. The number and type of errors are recorded and brought to the attention of the coder. Further training is given on pinpointed causes of errors of coders to improve the quality of their work.

Data encoding and editing are carried-out through the use of microcomputers. Inconsistent or erroneous entries are passed through several reject listings until such errors are fully corrected or rectified after which the monthly tabulations are finally generated.

Processing of electronic files provided by the BOC like Automated Export Documentation System (AEDS) and Automated Cargo Operating System (ACOS) and e2m are performed separately from the manually processed documents. For the AEDS, the data provided which is in the form of a delimited text file is converted to data base file to suit the structure of the International Merchandise Trade Statistics (IMTS) system. Aside from this, conversion of FOB, insurance and freight values to US dollars were also performed as there are some transactions that have used other currencies. In

addition, there is a need to recode the country of origin and port as both agencies used different code structure. Further validation of commodity codes are also done to ensure the accuracy of the data. In cases that commodity description does not tally with the PSCC codes or is not provided, the name of the importers or the importers' TIN is the final determinant of the commodity codes. After all these consistency checks and edits are achieved, then the modified data base file is appended to the export's master file to generate the preliminary export figure for the month.

Documents received after the cut-off dates for each month are accumulated, processed and the data are included in their respective months at the end of the calendar year. When all the monthly tabulations for a year have been completed and finalized, the annual tabulations are then prepared.

Other Available Data

Preliminary monthly export and import statistics are released in the form of press releases 40 days and 55 days after the reference month, respectively.

The ***Foreign Trade Statistics of the Philippines*** publication comes out annually in two volumes, Volume I for Imports and Volume II for Exports.

There are other unpublished statistical tables that are available at the Trade Statistics Division, such as those requested by private entities both in the Philippines and abroad. They could be in computer printouts, electronic copy, and CD's depending on the needs of the researchers. Other special tabulations may also be made available upon request, addressed to the National Statistician, Philippine Statistics Authority, CVEA Building, East Avenue, Quezon City, Metro Manila.

ABBREVIATIONS OF UNITS OF QUANTITY USED

Cu dm	-	Cubic decimeter	Oz T	-	Ounce troy
Doz	-	Dozen	Pr	-	Pair
GK	-	Gross Kilogram	Sq. cm	-	Square centimeter
NK	-	Net Kilogram	Sq. m	-	Square meter
NO	-	Number	Bbl	-	Barrel

(Note: all other units of quantity are spelled out)

LIST OF MEMBER COUNTRIES OF DIFFERENT ECONOMIC BLOCS

A. World Trade Organization (WTO - 160)

1. Albania
2. Angola
3. Antigua and Barbuda
4. Argentina
5. Armenia
6. Australia
7. Austria
8. Bahrain
9. Bangladesh
10. Barbados
11. Belgium
12. Belize
13. Benin
14. Bolivia
15. Botswana
16. Brazil
17. Brunei Darussalam
18. Bulgaria
19. Burkina Faso
20. Burundi
21. Cambodia
22. Cameroon
23. Canada
24. Cape Verde
25. Central African Rep.
26. Chad
27. Chile
28. China, People's Rep. of
29. Chinese Taipei (Taiwan)
30. Colombia
31. Congo, Republic of the
32. Costa Rica
33. Cote d'Ivoire
34. Croatia
35. Cuba
36. Cyprus
37. Czech Republic
38. Democratic Rep of Congo
39. Denmark
40. Djibouti
41. Dominica
42. Dominican Republic
43. Ecuador
44. Egypt
45. El Salvador
46. Estonia
47. Fiji
48. Finland
49. Former Yugoslav Rep. of Macedonia
50. France
51. Gabon
52. Gambia
53. Georgia
54. Germany
55. Ghana
56. Greece
57. Grenada
58. Guatemala
59. Guinea
60. Guinea Bissau
61. Guyana
62. Haiti
63. Honduras
64. Hong Kong
65. Hungary
66. Iceland
67. India
68. Indonesia
69. Ireland
70. Israel
71. Italy
72. Jamaica
73. Japan
74. Jordan
75. Kenya
76. Korea, Rep. of
77. Kuwait
78. Kyrgyz Rep.
79. Lao People's Democratic Republic
80. Latvia
81. Lesotho
82. Liechtenstein
83. Lithuania
84. Luxembourg
85. Macao, China
86. Madagascar
87. Malawi
88. Malaysia
89. Maldives
90. Mali
91. Malta
92. Mauritania
93. Mauritius
94. Mexico
95. Moldova
96. Mongolia
97. Montenegro
98. Morocco
99. Mozambique
100. Myanmar
101. Namibia
102. Nepal
103. Netherland Antilles
104. Netherlands
105. New Zealand
106. Nicaragua
107. Niger
108. Nigeria
109. Norway
110. Oman
111. Pakistan
112. Panama
113. Papua New Guinea
114. Paraguay
115. Peru
116. Philippines
117. Poland
118. Portugal
119. Qatar
120. Romania
121. Russian Federation
122. Rwanda
123. Samoa
124. Saudi Arabia
125. Senegal
126. Sierra Leone
127. Singapore
128. Slovak Republic
129. Slovenia
130. Solomon Islands
131. South Africa
132. Spain
133. Sri Lanka
134. St Kitts and Nevis
135. St Lucia
136. St Vincent and the Grenadines
137. Suriname
138. Swaziland
139. Sweden
140. Switzerland
141. Tajikistan
142. Tanzania
143. Thailand
144. Togo
145. Tonga
146. Trinidad and Tobago
147. Tunisia
148. Turkey
149. Uganda
150. Ukraine
151. United Arab Emirates
152. United Kingdom of Great Britain
153. United States of America
154. Uruguay
155. Vanuatu
156. Venezuela
157. Vietnam
158. Yemen
159. Zambia
160. Zimbabwe

B. Asia Pacific Economic Cooperation (APEC - 21)

1. Australia
2. Brunei Darussalam
3. Canada
4. Chile
5. China, People's Rep. Of
6. Hong Kong
7. Indonesia
8. Japan
9. Korea, Rep. Of
10. Malaysia
11. Mexico
12. New Zealand
13. Papua New Guinea
14. Peru
15. Philippines
16. Russian Federation
17. Singapore
18. Taiwan
19. Thailand
20. United States of America
21. Viet Nam

C. European Free Trade Association (EFTA - 4)

1. Iceland
2. Liechtenstein
3. Norway
4. Switzerland

D. Economic and Social Commission for Asia and the Pacific (ESCAP - 53)

1. Afghanistan
2. Armenia
3. Australia
4. Azerbaijan
5. Bangladesh
6. Bhutan
7. Brunei Darussalam
8. Cambodia
9. People's Rep. Of China
10. Fiji
11. France
12. Georgia
13. India
14. Indonesia
15. Iran, Islamic Rep. Of
16. Japan
17. Kazakhstan
18. Kiribati
19. Korea, (North)
20. Korea, Rep. Of (South)
21. Kyrgyzstan
22. Lao People's Dem. Rep.
23. Malaysia
24. Maldives
25. Marshall Islands
26. Micronesia, Fed. States of
27. Mongolia
28. Myanmar, Union of
29. Nauru, Rep. Of
30. Nepal
31. Netherlands
32. New Zealand
33. Pakistan, Islamic Rep. Of
34. Palau
35. Papua New Guinea
36. Philippines
37. Russian Federation
38. Samoa
39. Singapore
40. Solomon Islands
41. Sri Lanka
42. Tajikistan
43. Thailand
44. Timor-Leste (East Timor)
45. Tonga
46. Turkey
47. Turkmenistan
48. Tuvalu
49. United Kingdom of Great Britain
50. United States of America
51. Uzbekistan
52. Vanuatu
53. Vietnam

E. Generalized System of Preferences Donor Countries (GSPDC - 40)

1. Australia
2. Belarus
3. Canada
4. Iceland
5. Japan
6. Kazakhstan
7. New Zealand
8. Norway
9. Russian Federation
10. Switzerland
11. Turkey
12. United States of America
13. Austria
14. Belgium
15. Bulgaria
16. Cyprus
17. Croatia
18. Czech Republic
19. Denmark
20. Estonia
21. Finland
22. France
23. Germany
24. Greece
25. Hungary
26. Ireland
27. Italy
28. Latvia
29. Lithuania
30. Luxembourg
31. Malta
32. Netherlands
33. Poland
34. Portugal
35. Romania
36. Slovakia
37. Slovenia
38. Spain
39. Sweden
40. United Kingdom of Great Britain

F. Organization for Economic Cooperation and Development (OECD - 30)

1. Australia
2. Austria
3. Belgium
4. Canada
5. Czech Republic
6. Denmark
7. Finland
8. France
9. Germany
10. Greece
11. Hungary
12. Iceland
13. Ireland
14. Italy
15. Japan
16. Korea, Rep. Of
17. Luxembourg
18. Mexico
19. Netherlands
20. New Zealand
21. Norway
22. Poland
23. Portugal
24. Slovak Republic
25. Spain
26. Sweden
27. Switzerland
28. Turkey
29. United Kingdom of Great Britain & N. Ireland
30. United States of America

G. European Union (EU - 28)

1. Austria
2. Belgium
3. Bulgaria
4. Cyprus
5. Croatia
6. Czech Republic
7. Denmark
8. Estonia
9. Finland
10. France
11. Germany
12. Greece
13. Hungary
14. Ireland
15. Italy
16. Latvia
17. Lithuania
18. Luxembourg
19. Malta
20. Netherlands
21. Poland
22. Portugal
23. Romania
24. Slovakia
25. Slovenia
26. Spain
27. Sweden
28. United Kingdom of Great Britain

H. Association of Southeast Asian Nations (ASEAN - 10)

1. Brunei Darussalam
2. Cambodia
3. Indonesia
4. Laos People's Dem. Rep.
5. Malaysia
6. Myanmar, Union of
7. Philippines
8. Singapore
9. Thailand
10. Vietnam

I. Latin American Free Trade Association (LAFTA - 13)

1. Argentina
2. Bolivia
3. Brazil
4. Chile
5. Colombia
6. Cuba
7. Ecuador
8. Mexico
9. Panama
10. Paraguay
11. Peru
12. Uruguay
13. Venezuela

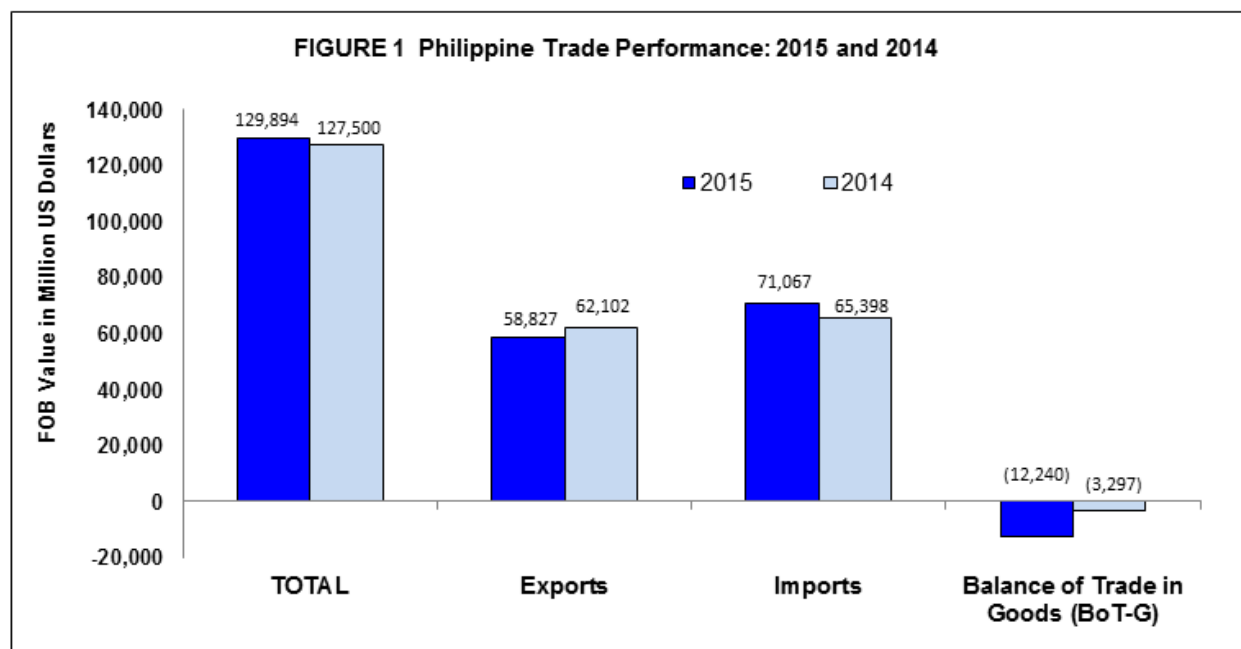
Section 1

The Country's Foreign Trade Performance in 2015

FOREIGN TRADE STATISTICS OF THE PHILIPPINES: 2015

TOTAL EXTERNAL TRADE SUMMED UP TO \$129.894 BILLION IN 2015

The country's total external trade in goods in 2015 reached \$129.894 billion, expanding by 1.9 percent from \$127.500 billion in 2014. The positive growth of the external trade was due to the increase of inward trading of goods. Total imports went up by 8.7 percent to \$71.067 billion in 2015 from \$65.398 billion in 2014. However, total export receipts decreased by 5.3 percent from \$62.102 billion in 2014 to \$58.827 billion in 2015. However, the country's balance of trade in goods (BoT-G) registered a \$12.240 billion deficit in 2015 higher than the \$3.297 billion deficit in 2014 (*Table 1*).



TOP 10 EXPORTS ACCOUNTED FOR 83.5 PERCENT OF TOTAL EXPORT RECEIPTS

Export sales from the top ten exported commodities totaled to \$49.096 billion, accounting for 83.5 percent of the total export revenue in 2015. This registered a decrease of 3.3 percent from \$50.788 billion in 2014 (*Table 2*).

Electronic Products continued to be the top earner and major exported commodity for 2015 with 49.1 percent of the total exports and which accelerated by 7.9 percent from \$26.790 billion in 2014 to \$28.904 billion.

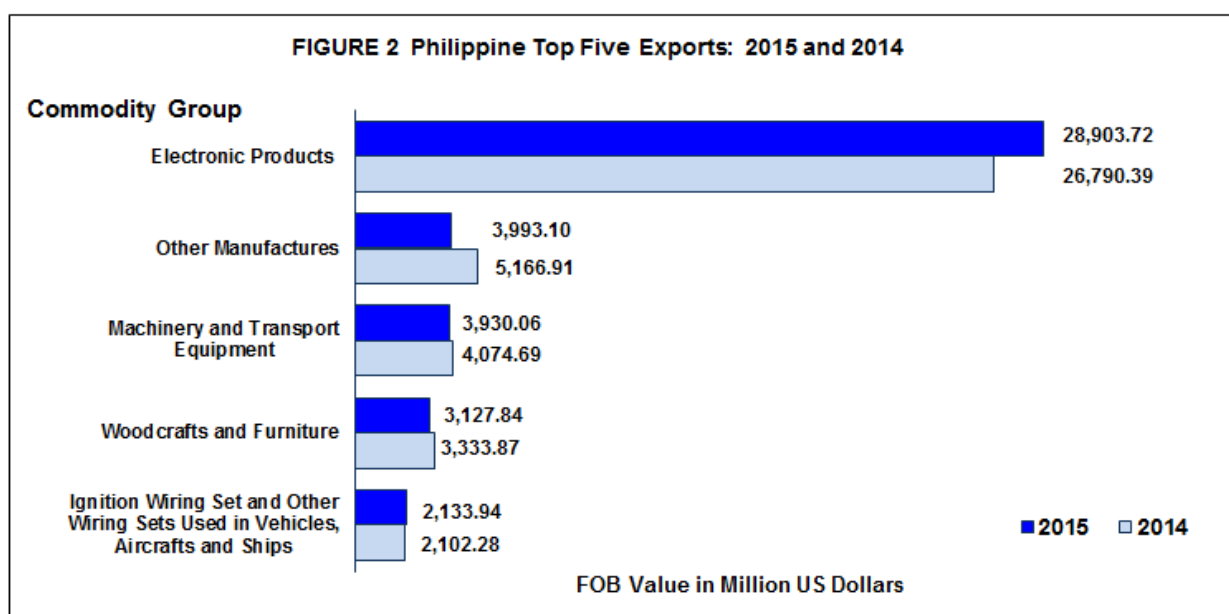
Other Manufactured Goods placed second with a share of 6.8 percent and a total receipt of \$3.993 billion. It declined by 22.7 percent from the 2014 value of \$5.167 billion.

Machinery and Transport Equipment contributing 6.7 percent of the total export receipts, was the third top export in 2015 with revenue amounting to \$3.930 billion. This recorded a decrease of 3.5 percent from the 2014 value of \$4.075 billion.

Woodcrafts and Furniture, which ranked fourth with a share of 5.3 percent, declined by 6.2 percent from \$3.334 billion to \$3.128 billion in 2015.

Ignition Wiring Set and Other Wiring Sets Used in Vehicles, Aircrafts and Ships with share of 3.6 percent, ranked fifth with export receipts of \$2.134 billion. It increased by 1.5 percent from the 2014 value of \$2.102 billion.

Rounding up the list of top ten exports for 2015 were: **Chemicals** with an export value of \$1.782 billion, decreased by 19.1 percent from \$2.204 billion in 2014; **Articles of Apparel** with proceeds billed at \$1.459 billion, went down by 21.5 percent from \$1.859 billion in 2014; **Other Mineral Products**, worth \$1.397 billion, dropped by 47.2 percent from \$2.645 billion; **Metal Components** with \$1.240 billion export receipts, decreased by 12.0 percent from \$1.410 billion; and **Coconut Oil**, worth \$1.129 billion, declined by 6.2 percent from \$1.203 billion export receipts in 2014.



TOP 10 IMPORTS ACCOUNTED FOR 74.0 PERCENT OF IMPORT BILL

Total payment for the country's top ten imports for 2015 reached \$52.602 billion

or 74.0 percent of the total import payment, registering a positive growth of 7.6 percent from \$48.888 billion in 2014 (*Table 3*).

Electronic Products remained as the top imported commodities for 2015, accounting for 28.9 percent of the total import bill. It posted an increase of 34.4 percent to \$20.559 billion in 2015 from \$15.297 billion in 2014.

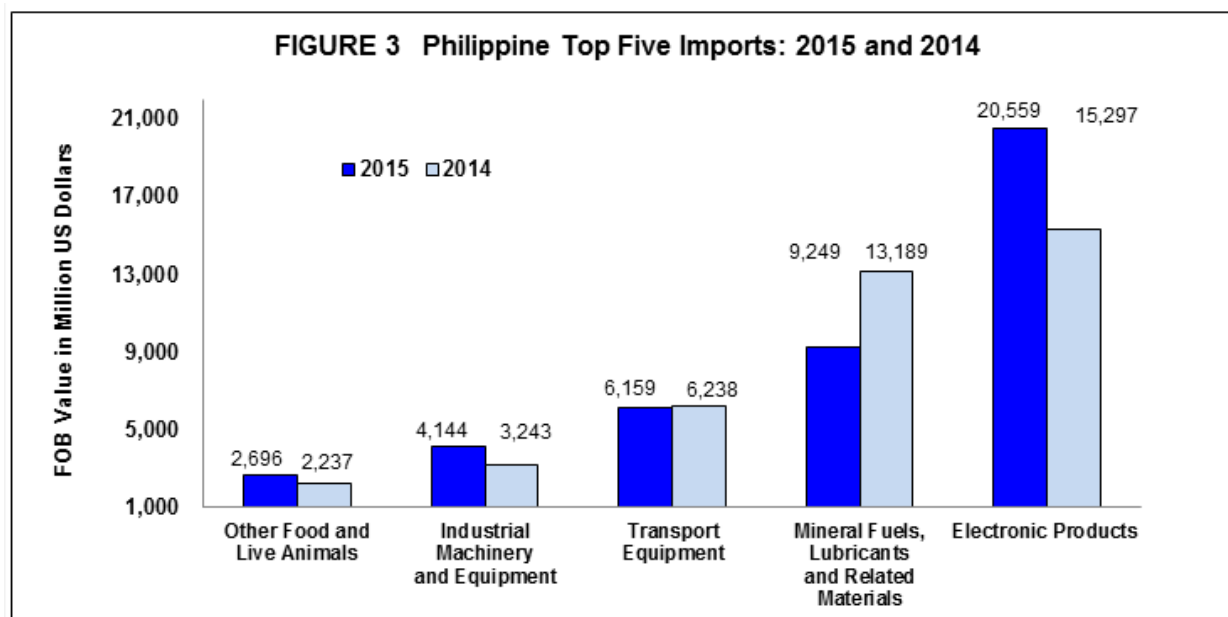
Mineral Fuels, Lubricants and Related Materials ranked second with 13.0 percent share and decreased by 29.9 percent from \$13.189 billion in 2014 to \$9.249 billion in 2015.

Transport Equipment which ranked third, comprised 8.7 percent of the total imports, and fell by 1.3 percent from \$6.238 billion in 2014 to \$6.159 billion in 2015.

Industrial Machinery and Equipment, ranked fourth, recorded a 5.8 percent share and grew by 27.8 percent to \$4.144 billion worth of imports from \$3.243 billion recorded value in 2014.

Other Food and Live Animals ranked fifth with 3.8 percent share of the total imports worth \$2.696 billion, higher by 20.5 percent from \$2.237 billion in 2014.

Rounding up the list for the top ten imports for 2015 were: **Iron and Steel**, \$2.659 billion, registering the highest increase among the top ten imports by 47.0 percent; **Cereals and Cereal Preparations**, \$2.110 billion, increased by 24.0 percent; **Miscellaneous Manufactured Articles**, \$1.804 billion, expanded by 5.5 percent; **Telecommunication Equipment**, \$1.624 billion, went up by 17.0 percent; and **Plastics in Primary and Non-Primary Forms**, \$1.598 billion or a decrease of 23.0 percent.



JAPAN ACCOUNTED FOR 14.4 PERCENT OF THE TOTAL TRADE

The country's top 10 trading partners contributed a total trade worth \$101.928 billion or 78.5 percent of the total external trade in 2015. This comprised a total export receipt of \$48.294 billion or 82.1 percent of the total exports and total import bill of \$53.634 billion or 75.5 percent of the total imports. This registered an unfavorable balance of trade-in goods (BOT-G) which amounted to \$5.340 billion.

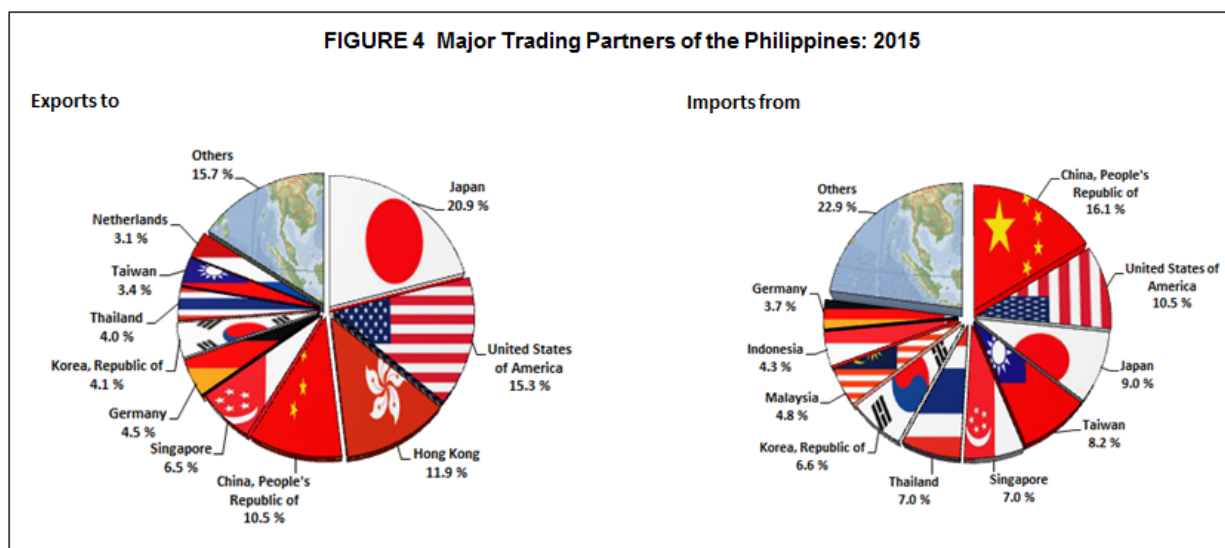
Japan was the country's top trading partner in 2015, accounting for a total trade worth \$18.669 billion or 14.4 percent of the country's total trade. Exports to **Japan** totaled \$12.301 billion while imports were valued at \$6.369 billion, posting a trade surplus of \$5.932 billion (*Table 4*). **Electronic Products** got a large share of 30.2 percent of the total exports to Japan valued at \$3.721 billion, followed by **Woodcrafts and Furniture** at \$2.853 billion or 23.2 percent (*Table 5*). On the other hand, majority of the imported products from Japan were **Electronic Products** billed at \$2.193 billion or 34.4 percent and **Transport Equipment** with \$962.86 million or 15.1 percent (*Table 6*).

People's Republic of China was the country's second largest trading partner in 2015 with total trade worth \$17.646 billion or 13.6 percent of the total trade. Export receipts from **China** stood at \$6.175 billion while payment for imports was valued at \$11.471 billion, resulting to a \$5.296 billion trade deficit (*Table 4*). Export-wise, the biggest sales came from **Electronic Products** at \$3.388 billion or 54.9 percent of the country's exports to China. **Other Mineral Products** followed with total receipts of \$683.41 million or 11.1 percent (*Table 5*). Imported goods purchased from **China** consisted of **Electronic Products** worth \$2.418 billion or 21.1 percent of the country's total imports. **Iron and Steel** followed with imports of \$1.823 billion or a share of 15.9 percent (*Table 6*).

United States of America placed third accounting for 12.7 percent or \$16.491 billion total trade in 2015. Receipts from exports to **USA** were valued at \$9.023 billion while payment for imports totaled to \$7.468 billion, reflecting a trade surplus of \$1.554 billion (*Table 4*). Majority of the exports were **Electronic Products** worth \$3.557 billion or 39.4 percent of the total exports to USA and **Articles of Apparel** with \$1.014 billion or 11.2 percent share (*Table 5*). Major inward shipments from USA were **Electronic Products** with payment worth \$3.322 billion or 44.5 percent of the total. **Feeding Stuff for Animals (Not Including Unmilled Cereals)** ranked second and valued at \$716.17 million or 9.6 percent of the total (*Table 6*).

Singapore ranked as the fourth largest trading partner of the country for 2015 with a total trade amounting to \$8.806 billion or a share of 6.8 percent to total trade. Total outward shipments were valued at \$3.801 billion while import payments reached \$5.005 billion, recording a trade deficit of \$1.205 billion (*Table 4*). **Electronic Products** and **Other Manufactured Goods** were the country's major exports to Singapore with earnings of \$3.256 billion or 85.7 percent share and \$159.92 million or 4.2 percent of the total exports, respectively (*Table 5*). The bulk of inward commodities from this country were **Electronic Products** with import bill of \$2.306 billion or 46.1 percent share, and **Mineral Fuels, Lubricants and Related Materials** worth \$806.65 million or 16.1 percent share (*Table 6*).

Hong Kong was the country's fifth largest trading partner in 2015 with total trade worth \$8.231 billion or 6.3 percent of the total external trade. Export revenues from this country stood at \$6.391 billion while payment for imports was valued at \$1.840 billion, resulting to a \$4.551 billion trade surplus (*Table 4*). The major exported goods were **Electronic Products** at \$5.534 billion or 86.6 percent and **Machinery and Transport Equipment** with total receipts of \$163.35 million or 2.6 percent of the country's exports to Hong Kong (*Table 5*). However, the main imports from this country were **Electronic Products** which worth \$1.032 billion or 56.1 percent and **Transport Equipment** with import payments valued at \$123.84 million or 6.7 percent (*Table 6*).



TRADING WITH EU MEMBER COUNTRIES RECORDED AT 10.7 PERCENT IN 2015

The country's external trade in goods with the **European Union (EU)** – member countries for 2015 totaled to \$13.881 billion or 10.7 percent share of the total trade. Exports to

EU reached \$7.186 billion or 12.2 percent of the total export receipts, while imports were valued at \$6.695 billion or a 9.4 percent share to total imports, resulting to a balance of trade in goods (BOT-G) surplus of \$491.15 million. Among the EU - member countries, **Germany** was the country's top trading partner with a total trade of \$5.233 billion or 37.7 percent of EU's total trade. Revenue from exports to **Germany** amounted to \$2.632 billion while payments for imports were worth \$2.601 billion or a trade surplus of \$31.89 million (*Table 7*).

Major goods exported to the EU – member countries in 2015 were: **Electronic Products**, \$4.061 billion; **Machinery and Transport Equipment**, \$743.40 million; **Coconut Oil** (crude and refined), \$476.04 million; **Other Manufactured Goods**, \$430.83 million; and **Chemicals**, \$178.65 million (*Table 8*).

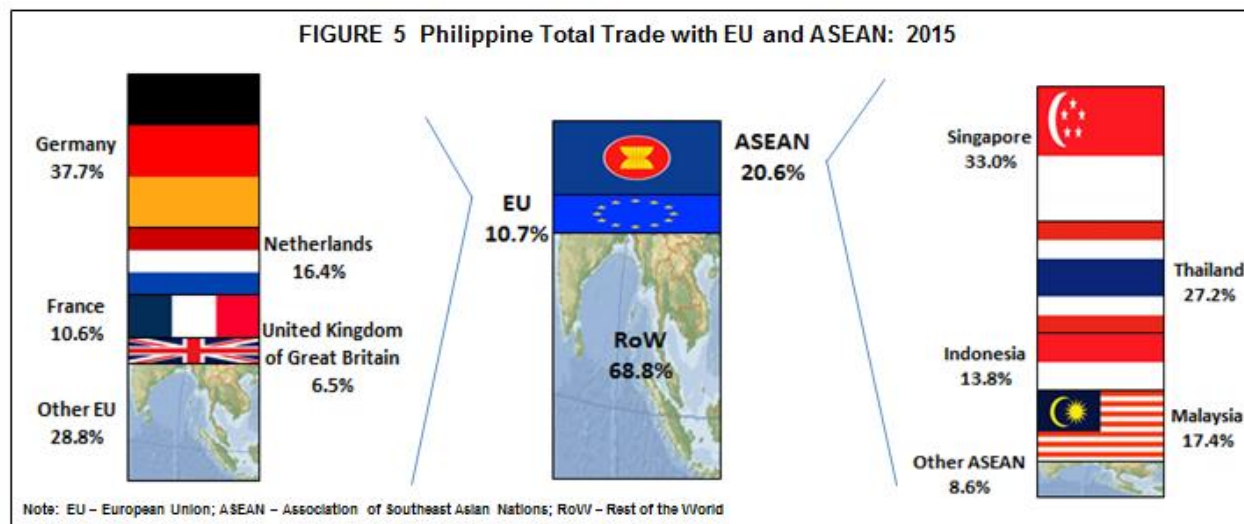
Top five imported goods from the EU – member countries were: **Electronic Products**, \$2.139 billion; **Transport Equipment**, \$940.09 million; **Industrial Machinery and Equipment**, \$598.32 million; **Medicinal and Pharmaceutical Products**, \$433.47 million; and **Other Food and Live Animals**, \$421.16 million (*Table 9*).

TOTAL TRADE WITH ASEAN MEMBER COUNTRIES POSTED AT \$26.705 BILLION

Total external trade in goods with **ASEAN** – member countries for 2015 amounted to \$26.705 billion or 20.6 percent of the country's entire trade. Exports to **ASEAN** - member countries were valued at \$8.751 billion while imports were worth \$17.954 billion, generating a unfavorable balance of trade in goods (BoT-G) of \$9.203 billion. **Singapore** was the country's top trading partner among the ASEAN - member countries with a total trade accounting for \$8.806 billion or 33.0 percent share of the ASEAN total trade. Exports to **Singapore** was worth \$3.801 billion while imports payment was valued at \$5.005 billion, reflecting a trade deficit of \$1.205 billion (*Table 7*).

Leading exports for the ASEAN – member countries in 2015 were: **Electronic Products**, \$5.226 billion; **Other Manufactured Goods**, \$793.60 million; **Machinery and Transport Equipment**, \$453.92 million; **Chemicals**, \$453.51 million; and **Metal Components**, \$294.97 million (*Table 8*).

Top five imported commodities from the ASEAN – member countries were: **Electronic Products**, \$4.583 billion; **Transport Equipment**, \$2.661 billion; **Mineral Fuels, Lubricants and Related Materials**, \$2.372 billion; **Other Food and Live Animals**, \$1.011 billion; and **Cereals and Cereal Preparations**, \$709.29 million (*Table 9*).



TOTAL TRADE WITH APEC REACHED \$106.638 BILLION

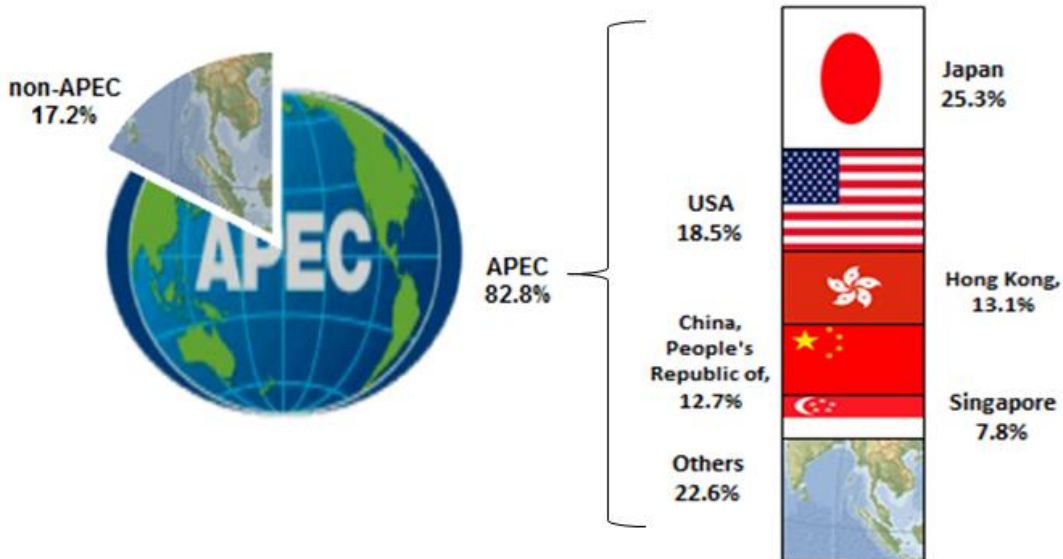
Majority of the country's external trade for 2015 were from **APEC** – member countries which amounted to \$106.638 billion or 82.1 percent of the country's total trade. Export receipts totaled to \$48.684 billion or 82.8 percent of the total exports while import payment summed up to \$57.954 billion or 81.5 percent share of the total imports. Trading with this economic bloc resulted to an unfavorable balance of trade in goods (BOT-G) which amounted to \$9.270 billion. Topping the list of the country's major trading partners within APEC were: **Japan**, \$18.669 billion or 17.5 percent share; **USA**, \$16.491 or 15.5 percent share; **People's Republic of China**, \$17.646 billion or 16.5 percent share; **Singapore**, \$8.806 billion or 8.3 percent share; and **Republic of Korea**, \$7.084 billion or 6.6 percent share of the APEC total trade (*Table 10*).

Electronic Products were still the country's major export to APEC – member countries for 2015 with sales valued at \$24.314 billion or 49.9 percent share of the total APEC exports. Other top exported commodities were: **Other Manufactured Goods**, \$3.401 billion; **Woodcrafts and Furniture**, \$3.029 billion; **Machinery and Transport Equipment**, \$2.153 billion; and **Ignition Wiring Set and Other Wiring Sets Used in Vehicles, Aircrafts and Ships**, \$2.109 billion (*Table 11*).

The top imported goods from APEC - member countries were: **Electronic Products**, \$18.290 billion; **Mineral Fuels, Lubricants and Related Materials**, \$5.709 billion; **Transport Equipment**, \$4.998 billion; **Industrial Machinery and Equipment**, \$3.401 billion; and **Iron and Steel**, \$2.612 billion (*Table 12*).

FIGURE 6 Philippine's Major APEC Trading Partners: 2015

Exports to APEC



Imports from APEC

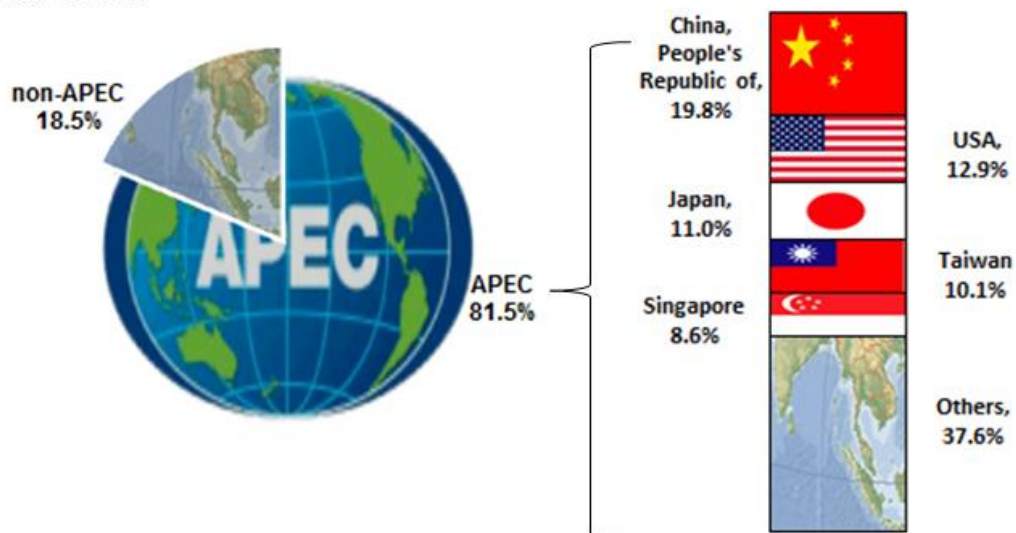


TABLE 1 Total Trade by Month and Year: 2013-2015
(FOB Value in Million US Dollars)

Month/Year	Total Trade	Imports	Exports	Balance	Cumulative			
					Total Trade	Imports	Exports	Balance
TOTAL								
2013	119,108.57	62,411	56,698	(5,713)				
2014	127,499.93	65,398	62,102	(3,297)				
2015	129,894.45	71,067	58,827	(12,240)				
January								
2013	9,291.22	4,777	4,514	(263)	9,291.22	4,776.90	4,514.31	(263)
2014	10,363.58	6,006	4,357	(1,649)	10,363.58	6,006.12	4,357.47	(1,649)
2015	10,019.51	5,663	4,357	(1,306)	10,019.51	5,662.73	4,356.78	(1,306)
February								
2013	8,882.03	4,708	4,174	(533)	18,173.24	9,484.61	8,688.63	(796)
2014	9,506.74	4,856	4,651	(205)	19,870.33	10,861.91	9,008.42	(1,853)
2015	10,247.94	5,735	4,513	(1,221)	11,397.27	8,870.18	(2,527)	
March								
2013	9,650.45	4,952	4,699	(253)	27,823.70	14,436.48	13,387.22	(1,049)
2014	10,754.09	5,486	5,268	(217)	30,624.42	16,347.59	14,276.83	(2,071)
2015	11,125.52	5,691	5,434	(257)	31,392.97	17,088.62	14,304.35	(2,784)
April								
2013	9,659.75	5,153	4,507	(647)	37,483.45	19,589.73	17,893.72	(1,696)
2014	9,929.31	5,366	4,563	(802)	40,553.73	21,713.40	18,840.32	(2,873)
2015	9,487.02	5,053	4,434	(619)	40,879.99	22,141.60	18,738.39	(3,403)
May								
2013	10,403.44	5,272	5,131	(141)	47,886.89	24,861.83	23,025.06	(1,837)
2014	11,000.47	5,069	5,932	863	51,554.19	26,782.28	24,771.91	(2,010)
2015	9,733.79	4,834	4,899	65	50,613.78	26,976.02	23,637.76	(3,338)
June								
2013	9,379.89	4,890	4,490	(399)	57,266.79	29,751.52	27,515.27	(2,236)
2014	10,290.25	4,829	5,462	633	61,844.44	31,610.99	30,233.46	(1,378)
2015	11,304.72	5,941	5,364	(577)	61,918.50	32,916.78	29,001.72	(3,915)
July								
2013	10,352.94	5,494	4,859	(635)	67,619.73	35,245.67	32,374.06	(2,872)
2014	10,989.91	5,564	5,425	(139)	72,834.35	37,175.41	35,658.94	(1,516)
2015	12,216.19	6,846	5,371	(1,475)	74,134.69	39,762.45	34,372.24	(5,390)
July								
2013	10,352.94	5,494	4,859	(635)	77,972.67	40,739.83	37,232.84	(3,507)
2014	10,989.91	5,564	5,425	(139)	83,824.26	42,739.84	41,084.42	(1,655)
2015	12,216.19	6,846	5,371	(1,475)	86,350.88	46,608.11	39,742.77	(6,865)
August								
2013	10,352.94	5,494	4,859	(635)	88,325.61	46,233.98	42,091.63	(4,142)
2014	10,989.91	5,564	5,425	(139)	94,814.16	48,304.27	46,509.90	(1,794)
2015	12,216.19	6,846	5,371	(1,475)	98,567.06	53,453.77	45,113.29	(8,340)
September								
2013	10,775.40	5,719	5,056	(663)	99,101.01	51,953.17	47,147.84	(4,805)
2014	11,628.80	5,783	5,846	63	106,442.96	54,087.00	52,355.96	(1,731)
2015	11,214.53	6,255	4,960	(1,296)	109,781.59	59,708.79	50,072.80	(9,636)
October								
2013	9,870.70	4,844	5,027	183	108,971.71	56,797.20	52,174.51	(4,623)
2014	10,737.54	5,589	5,148	(441)	117,180.50	59,676.33	57,504.17	(2,172)
2015	11,124.37	6,534	4,590	(1,944)	120,905.96	66,242.90	54,663.06	(11,580)
November								
2013	9,917.56	5,593	4,325	(1,268)	118,889.27	62,389.77	56,499.50	(5,890)
2014	10,711.15	5,536	5,175	(361)	127,891.65	65,212.58	62,679.07	(2,534)
2015	11,212.44	6,095	5,118	(977)	132,118.40	72,337.55	59,780.85	(12,557)
December								
2013	10,405.19	5,445	4,960	(485)	129,294.46	67,835.03	61,459.43	(6,376)
2014	10,272.04	5,470	4,802	(667)	138,163.68	70,682.33	67,481.35	(3,201)
2015	10,904.53	6,245	4,660	(1,586)	143,022.93	78,582.57	64,440.36	(14,142)

Note: Details may not add up to total due to rounding.

Source: Philippine Statistics Authority, Trade Statistics Division

TABLE 2 Value of Top 10* Principal Exports to All Countries: 2015 and 2014
(FOB Value in Million U.S. Dollars)

Commodity Description	2015	Percent Share	2014	Percent Share	Growth Rate (%)
Total	58,827.24	100.0	62,101.62	100.0	(5.3)
Total of Top Ten Exports	49,095.74	83.5	50,788.36	81.8	(3.3)
1. Electronic Products	28,903.73	49.1	26,790.39	43.1	7.9
2. Other Manufactured Goods	3,993.10	6.8	5,166.91	8.3	(22.7)
3. Machinery and Transport Equipment	3,930.06	6.7	4,074.69	6.6	(3.5)
4. Woodcrafts and Furniture	3,127.84	5.3	3,333.87	5.4	(6.2)
Ignition Wiring Sets and other Wiring					
5. Sets used in Vehicles	2,133.94	3.6	2,102.28	3.4	1.5
6. Chemicals	1,781.78	3.0	2,203.56	3.5	(19.1)
7. Articles of Apparel	1,459.17	2.5	1,859.29	3.0	(21.5)
8. Other Mineral Products	1,397.32	2.4	2,644.63	4.3	(47.2)
9. Metal Components	1,240.06	2.1	1,409.80	2.3	(12.0)
10. Coconut Oil	1,128.75	1.9	1,202.95	1.9	(6.2)
Other Exports	9,731.50	16.5	11,313.26	18.2	(14.0)
11. Electronic Equipment and Parts	1,028.15	1.7	984.28	1.6	4.5
12. Processed Food And Beverages	741.34	1.3	916.67	1.5	(19.1)
13. Bananas (Fresh)	657.87	1.1	1,129.89	1.8	(41.8)
14. Copper Concentrates	598.94	1.0	568.70	0.9	5.3
15. Pineapple and Pineapple Products	573.51	1.0	434.21	0.7	32.1
Miscellaneous Manufactured Articles,					
16. N.E.S.	556.68	0.9	683.80	1.1	(18.6)
17. Travel Goods and Handbags	428.70	0.7	268.00	0.4	60.0
Cathodes and Sections of Cathodes, of					
18. Refined Copper	380.66	0.6	462.01	0.7	(17.6)
19. Gold	355.25	0.6	238.59	0.4	48.9
20. Special Transactions	330.28	0.6	376.88	0.6	(12.4)
21. Others	4,080.11	6.9	5,250.23	8.5	(22.3)

* Ranking based on 2015 figures.

Note: Growth rates were computed from actual values. Details may not add up to total due to rounding

Source: Philippine Statistics Authority, Trade Statistics Division

TABLE 3 Value of Top 10* Philippine Imports from All Countries: 2015 and 2014
(FOB Value in Million U.S. Dollars)

Commodity Description	2015	Percent Share	2014	Percent Share	Growth Rate (%)
Total	71,067.23	100.0	65,397.98	100.0	8.7
Total of Top Ten Imports	52,602.12	74.0	48,887.78	74.8	7.6
1. Electronic Products	20,559.23	28.9	15,296.94	23.4	34.4
2. Mineral Fuels, Lubricants and Related Materials	9,249.50	13.0	13,189.07	20.2	(29.9)
3. Transport Equipment	6,159.32	8.7	6,237.65	9.5	(1.3)
4. Industrial Machinery and Equipment	4,143.91	5.8	3,243.06	5.0	27.8
5. Other Food and Live Animals	2,696.00	3.8	2,236.63	3.4	20.5
6. Iron and Steel	2,658.93	3.7	1,809.12	2.8	47.0
7. Cereals and Cereal Preparations	2,109.64	3.0	1,701.95	2.6	24.0
8. Miscellaneous Manufactured Articles	1,803.68	2.5	1,709.18	2.6	5.5
9. Telecommunication Equipment and Electrical Machinery	1,623.52	2.3	1,387.74	2.1	17.0
10. Plastics in Primary and Non-Primary Forms	1,598.41	2.2	2,076.43	3.2	(23.0)
Other Imports	18,465.10	26.0	16,510.20	25.2	11.8
11. Organic and Inorganic Chemical	1,318.61	1.9	1,329.05	2.0	(0.8)
12. Metal Products	1,284.18	1.8	857.11	1.3	49.8
13. Power Generating and Specialized Machines Feeding Stuff for Animals (not including Unmilled Cereals)	1,225.92	1.7	1,002.72	1.5	22.3
14.	1,196.47	1.7	1,245.84	1.9	(4.0)
15. Medicinal and Pharmaceutical Products	1,174.44	1.7	1,081.97	1.7	8.5
16. Chemical Materials and Products, N.E.S.	919.93	1.3	922.75	1.4	(0.3)
17. Other Chemicals	907.97	1.3	802.11	1.2	13.2
18. Paper and Paper Products	830.29	1.2	833.09	1.3	(0.3)
19. Dairy Products	821.58	1.2	901.91	1.4	(8.9)
Textile Yarn, Fabrics, Made-Up Articles and Related					
20. Products	814.62	1.1	821.03	1.3	(0.8)
21. Others	7,971.10	11.2	6,712.61	10.3	18.7

* Ranking based on 2015 figures.

Note: Growth rates were computed from actual values. Details may not add up to total due to rounding

Source: Philippine Statistics Authority, Trade Statistics Division

TABLE 4 Philippine Major Trading Partners: 2015
(FOB Value in Million U.S. Dollars)

Country	Total Trade		Exports to		Imports from		Balance of Trade	
	Value	Percent Share	Value	Percent Share	Value	Percent Share	Favorable Unfavorable	+ (-)
Total	129,894.46	100.0	58,827.24	100.0	71,067.23	100.0	12,239.99	-
Total of Top Ten Countries	101,928.22	78.5	48,294.03	82.1	53,634.19	75.5	5,340.16	-
1. Japan ^{1/}	18,669.02	14.4	12,300.52	20.9	6,368.50	9.0	5,932.02	+
2. People's Republic of China	17,645.52	13.6	6,174.78	10.5	11,470.73	16.1	5,295.95	-
3. United States of America ^{2/}	16,490.53	12.7	9,022.51	15.3	7,468.02	10.5	1,554.50	+
4. Singapore	8,806.33	6.8	3,800.87	6.5	5,005.45	7.0	1,204.58	-
5. Hongkong, China	8,231.08	6.3	6,390.93	10.9	1,840.15	2.6	4,550.78	+
6. Taiwan (Rep. of China)	7,850.30	6.0	2,011.63	3.4	5,838.67	8.2	3,827.04	-
7. Thailand	7,274.07	5.6	2,329.89	4.0	4,944.18	7.0	2,614.29	-
8. Republic of Korea	7,083.80	5.5	2,426.36	4.1	4,657.43	6.6	2,231.07	-
9. Germany	5,232.92	4.0	2,632.40	4.5	2,600.52	3.7	31.89	+
10. Malaysia ^{3/}	4,644.65	3.6	1,204.12	2.0	3,440.54	4.8	2,236.42	-
Other Countries	27,966.24	21.5	10,533.20	17.9	17,433.04	24.5	6,899.84	-
11. Indonesia	3,681.10	2.8	650.48	1.1	3,030.62	4.3	2,380.14	-
12. Netherlands	2,269.29	1.7	1,839.44	3.1	429.85	0.6	1,409.59	+
13. Vietnam	2,208.31	1.7	708.40	1.2	1,499.91	2.1	791.50	-
14. Saudi Arabia	1,919.72	1.5	79.03	0.1	1,840.69	2.6	1,761.66	-
15. France	1,477.35	1.1	433.40	0.7	1,043.95	1.5	610.55	-
16. India	1,446.09	1.1	381.63	0.6	1,064.46	1.5	682.84	-
17. Australia	1,330.48	1.0	459.57	0.8	870.90	1.2	411.33	-
18. Canada	1,026.82	0.8	592.30	1.0	434.53	0.6	157.77	+
19. United Kingdom	898.25	0.7	499.59	0.8	398.66	0.6	100.93	+
20. United Arab Emirates	834.50	0.6	313.12	0.5	521.38	0.7	208.26	-
21. Others	10,874.34	8.4	4,576.25	7.8	6,298.09	8.9	1,721.84	-

1/ includes Okinawa

2/ includes Alaska and Hawaii

3/ includes Sabah and Sarawak

Note: Details may not add up to total due to rounding

Source: Philippine Statistics Authority, Trade Statistics Division

TABLE 5 Philippine Exports to Major Trading Partners: 2015
(FOB Value in Million U.S. Dollars)

Country/Commodity	Value	Percent Share
Japan ^{1/}	12,300.52	100.0
Electronic Products ^{2/}	3,720.64	30.2
Woodcrafts and Furniture	2,853.01	23.2
Other Manufactured Goods	980.80	8.0
Ignition Wiring Sets and other Wiring Sets used in Vehicles	874.40	7.1
Machinery and Transport Equipment	676.02	5.5
United States of America ^{3/}	9,022.51	100.0
Electronic Products ^{2/}	3,556.51	39.4
Articles of Apparel and Clothing Accessories	1,014.42	11.2
Ignition Wiring Sets and other Wiring Sets used in Vehicles	620.72	6.9
Coconut Oil ^{4/}	534.68	5.9
Other Manufactured Goods	531.34	5.9
Hongkong	6,390.93	100.0
Electronic Products ^{2/}	5,533.72	86.6
Machinery and Transport Equipment	163.35	2.6
Other Manufactured Goods	141.60	2.2
Fish, Fresh Or Preserved Of Which: Shrimps and Prawn	83.24	1.3
Others	92.99	1.5
People's Republic of China	6,174.78	100.0
Electronic Products ^{2/}	3,387.56	54.9
Other Mineral Products	683.41	11.1
Chemicals	443.47	7.2
Other Manufactured Goods	397.58	6.4
Machinery and Transport Equipment	165.35	2.7
Singapore	3,800.87	100.0
Electronic Products ^{2/}	3,255.51	85.7
Other Manufactured Goods	159.92	4.2
Petroleum Products ^{5/}	95.10	2.5
Electronic Equipment and Parts	56.55	1.5
Machinery and Transport Equipment	44.40	1.2
Germany	2,632.40	100.0
Electronic Products ^{2/}	2,165.32	82.3
Other Manufactured Goods	113.07	4.3
Tuna ^{6/}	51.39	2.0
Articles of Apparel and Clothing Accessories	46.90	1.8
Electronic Equipment and Parts	33.98	1.3
Republic of Korea	2,426.36	100.0
Electronic Products ^{2/}	1,066.00	43.9
Other Manufactured Goods	321.94	13.3
Copper Concentrates	250.62	10.3
Cathodes and Sections of Cathodes, of Refined Copper	97.91	4.0
Bananas (Fresh)	80.99	3.3
Thailand	2,329.89	100.0
Electronic Products ^{2/}	930.25	39.9
Other Manufactured Goods	399.32	17.1
Machinery and Transport Equipment	241.77	10.4
Metal Components	214.02	9.2
Chemicals	149.06	6.4
Taiwan	2,011.63	100.0
Electronic Products ^{2/}	1,442.26	71.7
Other Manufactured Goods	117.30	5.8
Chemicals	116.87	5.8
Machinery and Transport Equipment	98.31	4.9
Processed Food and Beverages	33.21	1.7
Netherlands	1,839.44	100.0
Electronic Products ^{2/}	920.19	50.0
Coconut Oil ^{4/}	383.37	20.8
Machinery and Transport Equipment	117.72	6.4
Other Manufactured Goods	102.39	5.6
Chemicals	87.49	4.8

1/ - includes Okinawa

2/ - includes on consignment and not on consignment

3/ - includes Alaska and Hawaii

4/ - includes crude and refined

5/ - includes refined petroleum products, manufactured from crude petroleum oil

6/ - includes fresh, frozen, prepared or preserved in airtight containers

Source: Philippine Statistics Authority, Trade Statistics Division

TABLE 6 Philippine Imports from Major Trading Partners: 2015
(FOB Value in Million U.S. Dollars)

Country/Commodity	Value	Percent Share
People's Republic of China	11,470.73	100.0
Electronic Products ^{1/}	2,417.98	21.1
Iron and Steel	1,822.73	15.9
Industrial Machinery and Equipment	832.00	7.3
Miscellaneous Manufactured Articles	672.39	5.9
Mineral Fuels, Lubricants and Related Materials	566.61	4.9
United States of America ^{2/}	7,468.02	100.0
Electronic Products ^{1/}	3,322.34	44.5
Feeding Stuff for Animals (Not Including Unmilled Cereals)	716.17	9.6
Cereals and Cereal Preparations	637.35	8.5
Transport Equipment	366.81	4.9
Other Food and Live Animals	349.92	4.7
Japan ^{3/}	6,368.50	100.0
Electronic Products ^{1/}	2,193.29	34.4
Transport Equipment	962.86	15.1
Industrial Machinery and Equipment	836.83	13.1
Telecommunication Equipment and Electrical Machinery ^{4/}	370.03	5.8
Iron and Steel	302.02	4.7
Taiwan	5,838.67	100.0
Electronic Products ^{1/}	3,187.96	54.6
Mineral Fuels, Lubricants and Related Materials	1,068.35	18.3
Industrial Machinery and Equipment	226.60	3.9
Power Generating and Specialized Machines	212.03	3.6
Iron and Steel	187.41	3.2
Singapore	5,005.45	100.0
Electronic Products ^{1/}	2,306.00	46.1
Mineral Fuels, Lubricants and Related Materials	806.65	16.1
Other Food and Live Animals	307.54	6.1
Industrial Machinery and Equipment	288.35	5.8
Plastics in Primary and Non-Primary forms	196.95	3.9
Thailand	4,944.18	100.0
Transport Equipment	1,839.99	37.2
Electronic Products ^{1/}	899.67	18.2
Cereals and Cereal Preparations	280.00	5.7
Industrial Machinery and Equipment	220.23	4.5
Plastics in Primary and Non-Primary forms	218.98	4.4
Republic of Korea	4,657.43	100.0
Electronic Products ^{1/}	1,483.93	31.9
Mineral Fuels, Lubricants and Related Materials	1,138.95	24.5
Industrial Machinery and Equipment	390.87	8.4
Iron and Steel	307.07	6.6
Plastics in Primary and Non-Primary forms	150.83	3.2
Malaysia ^{5/}	3,440.54	100.0
Electronic Products ^{1/}	1,065.21	17.1
Mineral Fuels, Lubricants and Related Materials	588.62	31.0
Animal and Vegetable Oils and Fats	463.16	13.5
Metal Products	167.94	4.9
Plastics in Primary and Non-Primary forms	152.95	4.4
Indonesia	3,030.62	100.0
Mineral Fuels, Lubricants and Related Materials	774.11	25.5
Transport Equipment	672.98	22.2
Other Food and Live Animals	337.85	11.1
Animal and Vegetable Oils and Fats	123.98	4.1
Paper and Paper Products	105.01	3.5
Germany	2,600.52	100.0
Electronic Products ^{1/}	1,148.64	44.2
Industrial Machinery and Equipment	297.23	11.4
Transport Equipment	226.51	8.7
Other Chemicals	134.82	5.2
Power Generating and Specialized Machines	109.49	4.2

1/ - includes on consignment and not on consignment

2/ - includes Alaska and Hawaii

3/ - includes Okinawa

4/ - includes telecommunications and sound recording and reproducing apparatus and equipment

5/ - includes Sabah and Sarawak

Source: Philippine Statistics Authority, Trade Statistics Division

TABLE 7 Philippine Trade with EU and ASEAN: 2015
(FOB Value in Million U.S. Dollars)

Country	Total Trade		Exports to		Imports from		Balance of Trade	
	Value	Percent Share	Value	Percent Share	Value	Percent Share	Favorable Unfavorable	+ (-)
Total	129,894.46	100.0	58,827.24	100.0	71,067.23	100.0	12,239.99	-
European Union (EU)	13,881.28	10.7	7,186.21	12.2	6,695.07	9.4	491.15	+
Germany	5,232.92	4.0	2,632.40	4.5	2,600.52	3.7	31.89	+
Netherlands	2,269.29	1.7	1,839.44	3.1	429.85	0.6	1,409.59	+
France	1,477.35	1.1	433.40	0.7	1,043.95	1.5	610.55	-
United Kingdom of Great Britain	898.25	0.7	499.59	0.8	398.66	0.6	100.93	+
Belgium	794.12	0.6	293.87	0.5	500.25	0.7	206.37	-
Italy	617.20	0.5	189.70	0.3	427.50	0.6	237.80	-
Ireland	203.29	0.2	55.32	0.1	147.97	0.2	92.66	-
Spain	550.36	0.4	194.15	0.3	356.21	0.5	162.05	-
Finland	175.17	0.1	27.08	0.0	148.09	0.2	121.02	-
Sweden	143.40	0.1	20.29	0.0	123.11	0.2	102.82	-
Czech Republic (Czechoslovakia)	305.74	0.2	115.84	0.2	189.90	0.3	74.06	-
Hungary	198.73	0.2	187.11	0.3	11.62	0.0	175.49	+
Austria	201.22	0.2	101.79	0.2	99.42	0.1	2.37	+
Denmark	143.53	0.1	41.83	0.1	101.71	0.1	59.88	-
Poland	85.66	0.1	58.69	0.1	26.97	0.0	31.72	+
Greece	15.79	0.0	7.40	0.0	8.40	0.0	1.00	-
Malta	258.20	0.2	251.90	0.4	6.30	0.0	245.60	+
Bulgaria	60.76	0.0	20.50	0.0	40.26	0.1	19.76	-
Portugal	26.15	0.0	20.79	0.0	5.36	0.0	15.42	+
Romania	52.73	0.0	48.39	0.1	4.34	0.0	44.05	+
Lithuania	7.66	0.0	3.84	0.0	3.82	0.0	0.02	+
Luxembourg	7.71	0.0	6.24	0.0	1.47	0.0	4.77	+
Slovak Republic (Slovakia)	7.66	0.0	5.52	0.0	2.14	0.0	3.38	+
Slovenia	12.30	0.0	4.60	0.0	7.69	0.0	3.09	-
Estonia	6.22	0.0	5.12	0.0	1.10	0.0	4.03	+
Cyprus	121.73	0.1	118.74	0.2	2.99	0.0	115.74	+
Latvia (Latvian Soviet Socialist Rep.)	1.24	0.0	0.82	0.0	0.42	0.0	0.40	+
Croatia	6.89	0.0	1.86	0.0	5.03	0.0	3.17	-
Association of Southeast Asian Nations (ASEAN)	26,705.12	20.6	8,750.86	14.9	17,954.26	25.3	9,203.39	-
Singapore	8,806.33	6.8	3,800.87	6.5	5,005.45	7.0	1,204.58	-
Thailand	7,274.07	5.6	2,329.89	4.0	4,944.18	7.0	2,614.29	-
Indonesia	3,681.10	2.8	650.48	1.1	3,030.62	4.3	2,380.14	-
Malaysia 1/	4,644.65	3.6	1,204.12	2.0	3,440.54	4.8	2,236.42	-
Viet Nam	2,208.31	1.7	708.40	1.2	1,499.91	2.1	791.50	-
Brunei Darussalam	16.25	0.0	11.75	0.0	4.49	0.0	7.26	+
Myanmar, Union of (Burma)	51.98	0.0	35.11	0.1	16.86	0.0	18.25	+
Cambodia	20.97	0.0	9.12	0.0	11.86	0.0	2.74	-
Lao People's Democratic Rep. (Laos)	1.46	0.0	1.12	0.0	0.35	0.0	0.77	+
Other Countries	79,336.06	61.1	38,787.40	65.93	40,548.66	57.1	1,761.26	-
Japan	18,669.02	14.4	12,300.52	20.9	6,368.50	9.0	5,932.02	+
People's Republic of China	17,645.52	13.6	6,174.78	10.5	11,470.73	16.1	5,295.95	-
United States of America	16,490.53	12.7	9,022.51	15.3	7,468.02	10.5	1,554.50	+
Hong Kong	8,231.08	6.3	6,390.93	10.9	1,840.15	2.6	4,550.78	+
Taiwan	7,850.30	6.0	2,011.63	3.4	5,838.67	8.2	3,827.04	-
Republic of Korea	7,083.80	5.5	2,426.36	4.1	4,657.43	6.6	2,231.07	-
Saudi Arabia	1,919.72	1.5	79.03	0.1	1,840.69	2.6	1,761.66	-
India	1,446.09	1.1	381.63	0.6	1,064.46	1.5	682.84	-
Others	65,850.03	50.7	32,329.06	55.0	33,520.98	47.2	1,191.92	-

1/ - includes Sabah and Sarawak

Note: Details may not add up to total due to rounding

Source: Philippine Statistics Authority, Trade Statistics Division

TABLE 8 Major Philippine Exports to EU and ASEAN: 2015
(FOB Value in Million U.S. Dollars)

Economic Bloc/Commodity	Value	Percent Share
European Union (EU)	7,186.21	100.0
Electronic Products ^{1/}	4,060.98	56.5
Machinery and Transport Equipment	743.40	10.3
Coconut Oil ^{2/}	476.04	6.6
Other Manufactured Goods	430.83	6.0
Chemicals	178.65	2.5
Association of Southeast Asian Nations (ASEAN)	8,750.86	100.0
Electronic Products ^{1/}	5,226.44	59.7
Other Manufactured Goods	793.60	9.1
Machinery and Transport Equipment	453.92	5.2
Chemicals	453.51	5.2
Metal Components	294.97	3.4

1/ - includes on consignment and not on consignment

2/ - includes crude and refined

Source: Philippine Statistics Authority, Trade Statistics Division

TABLE 9 Major Philippine Imports from EU and ASEAN: 2015
(FOB Value in Million U.S. Dollars)

Economic Bloc/Commodity	Value	Percent Share
European Union (EU)	6,695.07	100.0
Electronic Products ^{1/}	2,138.65	31.9
Transport Equipment	940.09	14.0
Industrial Machinery and Equipment	598.32	8.9
Medicinal and Pharmaceutical Products	433.47	6.5
Other Food and Live Animals	421.16	6.3
Association of Southeast Asian Nations (ASEAN)	17,954.26	100.0
Electronic Products ^{1/}	4,582.97	25.5
Transport Equipment	2,661.16	14.8
Mineral Fuels, Lubricants and Related Materials	2,372.10	13.2
Other Food and Live Animals	1,011.05	5.6
Cereals and Cereal Preparations	709.29	4.0

1/ - includes on consignment and not on consignment

Source: Philippine Statistics Authority, Trade Statistics Division

TABLE 10 Philippine Trade with APEC: 2015
(FOB Value in Million U.S. Dollars)

Country	Total Trade		Exports to		Imports from		Balance of Trade	
	Value	% Share to Total	Value	Percent Share to Total	Value	Percent Share to Total	Favorable Unfavorable	+ (-)
Total	129,894.46	100.0	58,827.24	100.0	71,067.23	100.0	12,239.99	-
Asia Pacific Economic Cooperation (APEC)	106,637.94	82.1	48,684.10	82.8	57,953.84	81.5	9,269.73	-
Japan	18,669.02	14.4	12,300.52	20.9	6,368.50	9.0	5,932.02	+
United States of America ^{1/}	16,490.53	12.7	9,022.51	15.3	7,468.02	10.5	1,554.50	+
People's Republic of China	17,645.52	13.6	6,174.78	10.5	11,470.73	16.1	5,295.95	-
Singapore	8,806.33	6.8	3,800.87	6.5	5,005.45	7.0	1,204.58	-
Republic of Korea	7,083.80	5.5	2,426.36	4.1	4,657.43	6.6	2,231.07	-
Taiwan	7,850.30	6.0	2,011.63	3.4	5,838.67	8.2	3,827.04	-
Hong Kong	8,231.08	6.3	6,390.93	10.9	1,840.15	2.6	4,550.78	+
Thailand	7,274.07	5.6	2,329.89	4.0	4,944.18	7.0	2,614.29	-
Malaysia ^{2/}	4,644.65	3.6	1,204.12	2.0	3,440.54	4.8	2,236.42	-
Indonesia	3,681.10	2.8	650.48	1.1	3,030.62	4.3	2,380.14	-
Australia	1,330.48	1.0	459.57	0.8	870.90	1.2	411.33	-
Viet Nam	2,208.31	1.7	708.40	1.2	1,499.91	2.1	791.50	-
Russian Federation	421.61	0.3	46.31	0.1	375.30	0.5	328.99	-
Canada	1,026.82	0.8	592.30	1.0	434.53	0.6	157.77	+
New Zealand	482.40	0.4	50.31	0.1	432.09	0.6	381.77	-
Mexico	507.84	0.4	413.64	0.7	94.19	0.1	319.45	+
Papua New Guinea	142.83	0.1	18.14	0.0	124.69	0.2	106.55	-
Brunei Darussalam	16.25	0.0	11.75	0.0	4.49	a	7.26	+
Chile	74.78	0.1	39.80	0.1	34.98	0.0	4.81	+
Peru	50.23	0.0	31.77	0.1	18.46	0.0	13.31	+
Other Countries	15,782.81	12.15	10,143.13	10.67	13,113.39	13.37	3,226.22	-
Germany	5,232.92	4.0	2,632.40	4.5	2,600.52	3.7	31.89	+
Netherlands	2,269.29	1.7	1,839.44	3.1	429.85	0.6	1,409.59	+
Saudi Arabia	1,919.72	1.5	79.03	0.1	1,840.69	2.6	1,761.66	-
France	1,477.35	1.1	433.40	0.7	1,043.95	1.5	610.55	-
India	1,446.09	1.1	381.63	0.6	1,064.46	1.5	682.84	-
UK of Great Britain and N. Ireland	477.69	0.4	79.03	0.1	398.66	0.6	319.63	-
United Arab Emirates	834.50	0.6	313.12	0.5	521.38	0.7	208.26	-
Belgium	794.12	0.6	293.87	0.5	500.25	0.7	206.37	-
Kuwait	713.93	0.5	36.67	0.1	677.26	1.0	640.59	-
Italy	617.20	0.5	189.70	0.3	427.50	0.6	237.80	-
Switzerland	607.83	0.5	262.44	0.4	345.39	0.5	82.95	-
Liberia	564.84	0.4	564.82	1.0	0.02	0.0	564.80	+
Spain	550.36	0.4	194.15	0.3	356.21	0.5	162.05	-
Brazil	514.90	0.4	129.37	0.2	385.53	0.5	256.16	-
Qatar	464.88	0.4	24.67	0.0	440.21	0.6	415.55	-
Czech Republic (Czechoslovakia)	305.74	0.2	115.84	0.2	189.90	0.3	74.06	-
Argentina	279.91	0.2	49.89	0.1	230.02	0.3	180.12	-
Marshall Islands, Rep. of	259.02	0.2	256.76	0.4	2.26	0.0	254.50	+
Malta	258.20	0.2	251.90	0.4	6.30	0.0	245.60	+
Others	3,668.03	2.8	2,014.99	3.4	1,653.04	2.3	361.94	+

1/ includes Hawaii

2/ includes Sabah and Sarawak

Note: Details may not add up to total due to rounding

Source: Philippine Statistics Authority, Trade Statistics Division

TABLE 11 Major Philippine Exports to APEC: 2015
(FOB Value in Million U.S. Dollars)

Economic Bloc/Commodity	Value	Percent Share
Asia Pacific Economic Cooperation (APEC)	48,684.10	100.0
Electronic Products ^{1/}	24,313.93	49.9
Other Manufactured Goods	3,401.31	7.0
Woodcrafts and Furniture	3,029.49	6.2
Machinery and Transport Equipment	2,153.14	4.4
Ignition Wiring Sets and other Wiring Sets used in Vehicles	2,108.81	4.3

1/ includes on consignment and not on consignment

Source: Philippine Statistics Authority, Trade Statistics Division

TABLE 12 Major Philippine Imports from APEC: 2015
(FOB Value in Million U.S. Dollars)

Economic Bloc/Commodity	Value	Percent Share
Asia Pacific Economic Cooperation (APEC)	57,953.84	100.0
Electronic Products ^{1/}	18,289.92	31.6
Mineral Fuels, Lubricants and Related Materials	5,708.66	9.9
Transport Equipment	4,998.15	8.6
Industrial Machinery and Equipment	3,401.02	5.9
Iron and Steel	2,612.34	4.5

1/ includes on consignment and not on consignment

Source: Philippine Statistics Authority, Trade Statistics Division

Section 2

Summary Statistical Tables on Foreign Trade

TABLE 1 Foreign Trade of the Philippines: 1890-2015
(FOB Value in Million U.S. Dollars)

Year	Total trade	Exports ^{1/}			Imports			Balance of trade	
		Value	Percent to total trade	Average exchange rate	Value	Percent to total trade	Average exchange rate	Favorable (+)	Unfavorable (-)
1890	22.24	12.58	56.6	2.00	9.66	43.4	2.00	2.92	+
1894 a/	30.85	16.57	53.7	2.00	14.28	46.3	2.00	2.29	+
1900	47.85	22.99	48.0	2.00	24.86	52.0	2.00	1.87	-
1905	63.50	33.45	52.7	2.00	30.05	47.3	2.00	3.40	+
1910	90.35	40.63	45.0	2.00	49.72	55.0	2.00	9.09	-
1915	103.12	53.81	52.2	2.00	49.31	47.8	2.00	4.50	+
1920	300.56	151.12	50.3	2.00	149.44	49.7	2.00	1.68	+
1925	268.61	148.88	55.4	2.00	119.73	44.6	2.00	29.15	+
1926	256.18	136.88	53.4	2.00	119.30	46.6	2.00	17.58	+
1927	271.42	155.57	57.3	2.00	115.85	42.7	2.00	39.72	+
1928	289.71	155.05	53.5	2.00	134.66	46.5	2.00	20.39	+
1929	311.61	164.45	52.8	2.00	147.16	47.2	2.00	17.29	+
1930	256.26	133.17	52.0	2.00	123.09	48.0	2.00	10.08	+
1931	203.15	103.97	51.2	2.00	99.18	48.8	2.00	4.79	+
1932	179.78	100.37	55.8	2.00	79.41	44.2	2.00	20.96	+
1933	177.99	110.62	62.1	2.00	67.37	37.9	2.00	43.25	+
1934	199.86	116.24	58.2	2.00	83.62	41.8	2.00	32.62	+
1935	187.47	101.93	54.4	2.00	85.54	45.6	2.00	16.39	+
1936	248.81	147.68	59.4	2.00	101.13	40.6	2.00	46.55	+
1937	275.99	166.96	60.5	2.00	109.03	39.5	2.00	57.93	+
1938	279.62	147.00	52.6	2.00	132.62	47.4	2.00	14.38	+
1939	280.45	157.89	56.3	2.00	122.56	43.7	2.00	35.33	+
1940	290.65	155.92	53.6	2.00	134.73	46.4	2.00	21.19	+
1941	296.72	161.13	54.3	2.00	135.59	45.7	2.00	25.54	+
1942	b/	b/	b/	b/	b/	b/	b/	b/	
1943	b/	b/	b/	b/	b/	b/	b/	b/	
1944	b/	b/	b/	b/	b/	b/	b/	b/	
1945	29.60	0.67	2.3	2.00	28.93	97.7	2.00	28.26	-
1946	360.05	64.19	17.8	2.00	295.86	82.2	2.00	231.67	-
1947	776.90	265.55	34.2	2.00	511.35	65.8	2.00	245.80	-
1948	887.41	319.21	36.0	2.00	568.20	64.0	2.00	248.99	-
1949	824.54	255.85	31.0	2.00	568.69	69.0	2.00	312.84	-
1950	688.88	332.70	48.3	2.00	356.18	51.7	2.00	23.48	-
1951	895.26	415.74	46.4	2.00	479.52	53.6	2.00	63.78	-
1952	778.52	352.41	45.3	2.00	426.11	54.7	2.00	73.70	-
1953	847.95	400.61	47.2	2.00	447.34	52.8	2.00	46.73	-
1954	863.73	412.09	47.7	2.00	451.64	52.3	2.00	39.55	-
1955	955.60	419.26	43.9	2.00	536.34	56.1	2.00	117.08	-
1956	982.29	472.68	48.1	2.00	509.61	51.9	2.00	36.93	-
1957	1,052.05	430.66	40.9	2.00	621.39	59.1	2.00	190.73	-
1958	1,013.09	459.81	45.4	2.00	553.28	54.6	2.00	93.47	-
1959	1,026.50	505.54	49.2	2.00	520.96	50.8	2.00	15.42	-
1960	1,159.96	535.44	46.2	2.00	624.52	53.8	2.00	89.08	-
1961	1,162.92	540.75	46.5	2.00	622.17	53.5	2.00	81.42	-
1962	1,170.51	580.28	49.6	3.43	590.23	50.4	3.82	9.95	-
1963	1,415.93	770.57	54.4	3.71	645.36	45.6	3.85	125.21	+
1964	1,581.42	779.38	49.3	3.90	802.04	50.7	3.87	22.66	-
1965	1,630.99	795.74	48.8	3.90	835.25	51.2	3.87	39.51	-
1966	1,751.02	877.41	50.1	3.90	873.61	49.9	3.89	3.80	+
1967	1,952.45	891.50	45.7	3.90	1,060.95	54.3	3.90	169.45	-
1968	2,157.25	962.11	44.6	3.90	1,195.14	55.4	3.91	233.03	-
1969	2,164.95	983.17	45.4	3.90	1,181.78	54.6	3.91	198.61	-
1970	2,301.49	1,142.19	49.6	5.73	1,159.30	50.4	5.76	17.11	-
1971	2,450.08	1,189.25	48.5	6.31	1,260.83	51.5	6.39	71.58	-
1972	2,502.03	1,168.43	46.7	6.68	1,333.60	53.3	6.61	165.17	-
1973	3,433.81	1,837.19	53.5	6.76	1,596.62	46.5	6.75	240.57	+
1974	5,868.25	2,724.99	46.4	6.79	3,143.26	53.6	6.77	418.27	-
1975	5,753.65	2,294.47	39.9	7.24	3,459.18	60.1	7.23	1,164.71	-
1976	6,207.16	2,573.68	41.5	7.38	3,633.48	58.5	7.47	1,059.80	-
1977	7,065.65	3,150.89	44.6	7.35	3,914.76	55.4	7.44	763.87	-
1978	8,157.07	3,424.87	42.0	7.31	4,732.20	58.0	7.39	1,307.33	-
1979	10,742.92	4,601.19	42.8	7.32	6,141.73	57.2	7.40	1,540.54	-
1980	13,514.70	5,787.79	42.8	7.45	7,726.91	57.2	7.51	1,939.12	-
1981	13,666.08	5,720.40	41.9	7.83	7,945.68	58.1	7.86	2,225.28	-
1982	12,687.51	5,020.59	39.6	8.46	7,666.92	60.4	8.48	2,646.33	-
1983	12,491.92	5,005.29	40.1	11.13	7,486.63	59.9	11.12	2,481.34	-
1984	11,460.26	5,390.65	47.0	16.57	6,069.61	53.0	16.70	678.96	-
1985	9,739.62	4,628.95	47.5	18.54	5,110.67	52.5	18.74	481.72	-
1986	9,885.38	4,841.78	49.0	20.26	5,043.60	51.0	20.40	201.82	-

Continued

TABLE 1 -- Concluded

Year	Total trade	Exports ^{1/}			Imports			Balance of trade	
		Value	Percent to total trade	Average exchange rate	Value	Percent to total trade	Average exchange rate	Favorable (+)	Unfavorable (-)
1987	12,457.21	5,720.24	45.9	20.42	6,736.97	54.1	20.63	1,016.73	-
1988	15,233.57	7,074.19	46.4	20.95	8,159.38	53.6	21.13	1,085.19	-
1989	18,239.53	7,820.71	42.9	21.60	10,418.82	57.1	21.79	2,598.11	-
1990	20,392.19	8,186.03	40.1	24.18	12,206.16	59.9	24.40	4,020.13	-
1991	20,890.87	8,839.51	42.3	27.33	12,051.36	57.7	27.27	3,211.85	-
1992	24,343.24	9,824.31	40.4	25.28	14,518.93	59.6	25.32	4,694.62	-
1993	28,972.20	11,374.80	39.3	26.64	17,597.40	60.7	27.39	6,222.60	-
1994	34,815.47	13,482.90	38.7	26.22	21,332.57	61.3	26.77	7,849.67	-
1995	43,984.82	17,447.19	39.7	25.52	26,537.63	60.3	25.97	9,090.44	-
1996	52,969.48	20,542.55	38.8	26.05	32,426.93	61.2	26.48	11,884.38	-
1997	61,161.52	25,227.70	41.2	29.27	35,933.82	58.8	29.76	10,706.12	-
1998	59,156.24	29,496.35	49.9	40.58	29,659.89	50.1	41.30	163.54	-
1999	65,779.35	35,036.89	53.3	38.78	30,742.46	46.7	39.46	4,294.43	+
2000	72,569.12	38,078.25	52.5	43.71	34,490.87	47.5	44.48	3,587.38	+
2001	65,207.36	32,150.20	49.3	50.72	33,057.16	50.7	51.62	906.96	-
2002	74,444.67	35,208.16	47.3	51.22	39,236.51	52.7	52.12	4,028.36	-
2003	76,701.72	36,231.21	47.2	53.78	40,470.51	52.8	54.73	4,239.31	-
2004	83,719.73	39,680.52	47.4	55.83	44,039.21	52.6	56.81	4,358.69	-
2005	88,672.87	41,254.68	46.5	54.67	47,418.18	53.5	55.63	6,163.50	-
2006	99,183.80	47,410.12	47.8	50.93	51,773.68	52.2	51.78	4,363.57	-
2007	105,979.47	50,465.72	47.6	46.05	55,513.74	52.4	46.74	5,048.02	-
2008	105,823.60	49,077.54	46.4	44.23	56,746.06	53.6	44.82	7,668.52	-
2009	81,527.33	38,435.80	47.1	47.30	43,091.53	52.9	48.13	4,655.73	-
2010	106,430.43	51,497.51	48.4	44.76	54,932.92	51.6	45.51	3,435.41	-
2011	108,800.76	48,304.92	44.4	43.08	60,495.84	55.6	43.58	12,190.92	-
2012	114,228.18	52,099.52	45.6	41.94	62,128.66	54.4	42.44	10,029.14	-
2013	119,108.43	56,697.86	47.6	42.42	62,410.57	52.4	42.92	5,712.70	-
2014	127,499.60	62,101.62	48.7	44.23	65,397.98	51.3	44.69	3,296.37	-
2015	129,894.46	58,827.24	45.29	45.37	71,067.23	54.71	45.87	12,239.99	-

Notes:

1/ - Sum of domestic exports and re-exports.

a/ - No figures available for 1895. However, figures for 1894 were close to those of 1895.

b/ - Japanese occupation.

c/ - Includes late entries submitted to Customs in 1972 by Elizalde Steel Rolling Mills, Inc. aggregating \$34,944,351 (1968 \$1,907,807; 1969 \$7,965,874; 1970 \$12,558,442; 1971 \$12,512,228); by Calinog-Lambunao Sugar Mill Integrated Farming, Inc. aggregating \$9,399,699 (1969 \$8,737,599; 1970 \$220,129; 1971 \$441,971); and by Deconcoqon Sugar and Rico Milling Co., Inc. aggregating \$393,069 (1970 \$300,506; 1971 \$92,563)

Source: Philippine Statistics Authority, Trade Statistics Division

TABLE 2 Foreign Trade of the Philippines by Month: 2011-2015
(FOB Value in U.S. Dollars)

Year and Month	Total trade		Exports ^{1/}		Imports		Balance of trade		Re-exports
	Value	Percent share	Value	Percent share	Value	Percent share	Favorable (+) Unfavorable (-)		
2015	129,894,463,841	100.00	58,827,235,355	100.00	71,067,228,486	100.00	(12,239,993,131)	-	157,463,326
January	10,019,511,677	7.71	4,356,784,041	7.41	5,662,727,636	7.97	(1,305,943,595)	-	18,040,235
February	10,247,940,035	7.89	4,513,400,247	7.67	5,734,539,788	8.07	(1,221,139,541)	-	9,972,553
March	11,125,519,165	8.57	5,434,170,319	9.24	5,691,348,846	8.01	(257,178,527)	-	17,542,016
April	9,487,016,888	7.30	4,434,031,126	7.54	5,052,985,762	7.11	(618,954,636)	-	8,749,386
May	9,733,789,741	7.49	4,899,372,254	8.33	4,834,417,487	6.80	64,954,767	+	8,168,330
June	11,304,722,078	8.70	5,363,958,981	9.12	5,940,763,097	8.36	(576,804,116)	-	12,198,052
July	12,216,187,829	9.40	5,370,524,637	9.13	6,845,663,192	9.63	(1,475,138,555)	-	11,710,525
August	11,303,909,717	8.70	5,127,925,859	8.72	6,175,983,858	8.69	(1,048,057,999)	-	12,050,702
September	11,214,528,676	8.63	4,959,414,018	8.43	6,255,014,658	8.80	(1,295,500,640)	-	15,379,036
October	11,124,365,109	8.56	4,590,256,317	7.80	6,534,108,792	9.19	(1,943,852,475)	-	11,243,036
November	11,212,440,781	8.63	5,117,784,406	8.70	6,094,656,375	8.58	(976,871,969)	-	10,387,620
December	10,904,532,145	8.39	4,659,513,150	7.92	6,245,018,995	8.79	(1,585,505,845)	-	22,021,835
2014	127,499,604,124	100.00	62,101,619,193	100.00	65,397,984,931	100.00	3,296,365,738	-	282,092,645
January	10,363,584,566	8.13	4,357,469,173	7.02	6,006,115,393	9.18	1,648,646,220	-	14,963,749
February	9,506,743,351	7.46	4,650,949,186	7.49	4,855,794,165	7.42	204,844,979	-	15,739,340
March	10,754,090,272	8.43	5,268,411,937	8.48	5,485,678,335	8.39	217,266,398	-	8,668,511
April	9,929,306,901	7.79	4,563,491,272	7.35	5,365,815,629	8.20	802,324,357	-	6,051,486
May	11,000,468,414	8.63	5,931,591,343	9.55	5,068,877,071	7.75	862,714,272	+	18,923,702
June	10,290,248,062	8.07	5,461,542,938	8.79	4,828,705,124	7.38	632,837,814	+	96,687,566
July	10,989,907,322	8.62	5,425,479,778	8.74	5,564,427,544	8.51	138,947,766	-	7,990,468
August	11,315,737,332	8.88	5,471,228,364	8.81	5,844,508,968	8.94	373,280,604	-	17,043,353
September	11,628,798,637	9.12	5,846,063,046	9.41	5,782,735,591	8.84	63,327,455	+	7,514,876
October	10,737,536,252	8.42	5,148,212,397	8.29	5,589,323,855	8.55	441,111,458	-	9,796,711
November	10,711,146,614	8.40	5,174,898,202	8.33	5,536,248,412	8.47	361,350,210	-	74,663,034
December	10,272,036,401	8.06	4,802,281,557	7.73	5,469,754,844	8.36	667,473,287	-	4,049,849
2013	119,108,434,556	100.00	56,697,864,938	100.00	62,410,569,618	100.00	5,712,704,680	-	194,378,835
January	9,291,217,259	7.80	4,514,312,369	7.96	4,776,904,890	7.65	262,592,521	-	15,606,292
February	8,882,026,679	7.46	4,174,318,963	7.36	4,707,707,716	7.54	533,388,753	-	22,886,625
March	9,650,453,055	8.10	4,698,585,403	8.29	4,951,867,652	7.93	253,282,249	-	18,126,617
April	9,659,751,840	8.11	4,506,504,378	7.95	5,153,247,462	8.26	646,743,084	-	14,776,690
May	10,403,444,527	8.73	5,131,343,652	9.05	5,272,100,875	8.45	140,757,223	-	28,521,733
June	9,379,892,910	7.88	4,490,201,185	7.92	4,889,691,725	7.83	399,490,540	-	14,453,571
July	10,352,942,633	8.69	4,858,789,501	8.57	5,494,153,132	8.80	635,363,631	-	12,626,687
August	10,519,862,318	8.83	4,956,017,856	8.74	5,563,844,462	8.91	607,826,606	-	26,748,512
September	10,775,395,587	9.05	5,056,209,122	8.92	5,719,186,465	9.16	662,977,343	-	9,712,521
October	9,870,700,998	8.29	5,026,670,286	8.87	4,844,030,712	7.76	182,639,574	+	10,666,018
November	9,917,559,819	8.33	4,324,985,479	7.63	5,592,574,340	8.96	1,267,588,861	-	12,991,547
December	10,405,186,931	8.74	4,959,926,744	8.75	5,445,260,187	8.72	485,333,443	-	7,262,022
2012	114,228,178,280	100.00	52,099,520,662	100.00	62,128,657,618	100.00	10,029,136,956	-	611,850,743
January	9,262,824,823	8.11	4,123,420,986	7.91	5,139,403,837	8.27	1,015,982,851	-	77,690,787
February	9,428,631,094	8.25	4,430,449,373	8.50	4,998,181,721	8.04	567,732,348	-	55,043,156
March	9,696,102,810	8.49	4,324,619,800	8.30	5,371,483,010	8.65	1,046,863,210	-	50,480,787
April	9,423,288,233	8.25	4,635,171,810	8.90	4,788,116,423	7.71	152,944,613	-	41,735,856
May	10,317,439,229	9.03	4,931,595,660	9.47	5,385,843,569	8.67	454,247,909	-	69,146,456
June	9,417,258,140	8.24	4,314,231,994	8.28	5,103,026,146	8.21	788,794,152	-	50,842,554
July	9,774,674,860	8.56	4,727,394,926	9.07	5,047,279,934	8.12	319,885,008	-	50,645,874
August	8,993,802,965	7.87	3,809,977,241	7.31	5,183,825,724	8.34	1,373,848,483	-	39,564,867
September	10,137,384,175	8.87	4,810,795,438	9.23	5,326,588,737	8.57	515,793,299	-	31,201,862
October	9,686,963,468	8.48	4,410,108,337	8.46	5,276,855,131	8.49	866,746,794	-	38,185,963
November	8,818,747,186	7.72	3,611,009,789	6.93	5,207,737,397	8.38	1,596,727,608	-	55,434,545
December	9,271,061,297	8.12	3,970,745,308	7.62	5,300,315,989	8.53	1,329,570,681	-	51,878,036
2011	108,800,768,400	100.00	48,304,928,134	100.00	60,495,840,266	100.00	12,190,912,132	-	688,106,720
January	9,304,372,752	8.55	4,001,933,656	8.28	5,302,439,096	8.76	1,300,505,440	-	37,914,545
February	8,804,331,748	8.09	3,927,751,788	8.13	4,876,579,960	8.06	948,828,172	-	46,198,752
March	9,908,858,181	9.11	4,356,350,530	9.02	5,552,507,651	9.18	1,196,157,121	-	56,667,419
April	9,831,879,268	9.04	4,306,444,209	8.92	5,525,435,059	9.13	1,218,990,850	-	46,029,872
May	9,011,262,694	8.28	4,118,691,412	8.53	4,892,571,282	8.09	773,879,870	-	67,422,941
June	8,638,680,999	7.94	4,134,781,698	8.56	4,503,899,301	7.44	369,117,603	-	67,225,779
July	9,461,594,701	8.70	4,460,269,870	9.23	5,001,324,831	8.27	541,054,961	-	64,172,323
August	9,249,284,681	8.50	4,172,903,202	8.64	5,076,381,479	8.39	903,478,277	-	62,231,315
September	8,979,842,904	8.25	3,896,952,089	8.07	5,082,890,815	8.40	1,185,938,726	-	62,418,548
October	9,180,147,918	8.44	4,155,662,784	8.60	5,024,485,134	8.31	868,822,350	-	45,237,731
November	8,390,039,835	7.71	3,366,029,692	6.97	5,024,010,143	8.30	1,657,980,451	-	64,839,710
December	8,040,472,719	7.39	3,407,157,204	7.05	4,633,315,515	7.66	1,226,158,311	-	67,747,785

Note: 1/ - Sum of domestic exports and re-exports

Source: Philippine Statistics Authority, Trade Statistics Division

TABLE 3 Foreign Trade of the Philippines by Country: 2011-2015
(FOB Value in U.S. Dollars)

Country and Year	Total Trade			Exports ^{1/}		Imports		Balance of trade		Re-exports
	Value	Percent share	Rank	Value	Percent share	Value	Percent share	Favorable (+) Unfavorable (-)		
Afghanistan										
2015	6,787,376	0.01	93	6,501,886	0.01	285,490	<i>a</i>	6,216,396	+	<i>c</i>
2014	7,771,379	0.01	86	7,493,161	0.01	278,218	<i>a</i>	7,214,943	+	<i>b</i>
2013	3,943,030	<i>a</i>	100	3,628,049	0.01	314,981	<i>a</i>	3,313,068	+	1,700
2012	2,666,607	<i>a</i>	108	2,442,541	<i>a</i>	224,066	<i>a</i>	2,218,475	+	13,547
2011	3,837,740	<i>a</i>	100	3,537,379	0.01	300,361	<i>a</i>	3,237,018	+	<i>c</i>
Albania										
2015	253,423	<i>a</i>	166	117,480	<i>a</i>	135,943	<i>a</i>	(18,463)	-	<i>b</i>
2014	278,929	<i>a</i>	160	265,332	<i>a</i>	13,597	<i>a</i>	251,735	+	<i>b</i>
2013	77,338	<i>a</i>	194	77,338	<i>a</i>	<i>b</i>	<i>a</i>	77,338	+	<i>b</i>
2012	182,431	<i>a</i>	176	165,656	<i>a</i>	16,775	<i>a</i>	148,881	+	<i>b</i>
2011	376,153	<i>a</i>	158	290,238	<i>a</i>	85,915	<i>a</i>	204,323	+	<i>b</i>
Algeria										
2015	12,544,293	0.01	76	6,547,338	0.01	5,996,955	0.01	550,383	+	<i>b</i>
2014	4,602,037	<i>a</i>	99	4,561,517	0.01	40,520	<i>a</i>	4,520,997	+	<i>b</i>
2013	5,588,815	<i>a</i>	93	5,587,670	0.01	1,145	<i>a</i>	5,586,525	+	<i>b</i>
2012	2,632,317	<i>a</i>	109	2,615,905	0.01	16,412	<i>a</i>	2,599,493	+	<i>b</i>
2011	3,449,213	<i>a</i>	102	2,291,268	<i>a</i>	1,157,945	<i>a</i>	1,133,323	+	<i>b</i>
Anguilla										
2015	109,189	<i>a</i>	180	<i>b</i>	<i>a</i>	109,189	<i>a</i>	(109,189)	-	<i>b</i>
2012	<i>b</i>	0.00	-	<i>b</i>	<i>a</i>	<i>b</i>	<i>a</i>	<i>b</i>		<i>b</i>
2011	<i>b</i>	0.00	-	<i>b</i>	<i>a</i>	<i>b</i>	<i>a</i>	<i>b</i>		<i>b</i>
American Samoa										
2015	2,718,221	<i>a</i>	112	2,673,478	<i>a</i>	44,743	<i>a</i>	2,628,735	+	<i>b</i>
2014	728,993	<i>a</i>	139	728,841	<i>a</i>	<i>c</i>	<i>a</i>	728,689	+	1,082
2013	880,544	<i>a</i>	140	879,691	<i>a</i>	<i>c</i>	<i>a</i>	878,838	+	<i>b</i>
2012	677,007	<i>a</i>	147	677,007	<i>a</i>	<i>b</i>	<i>a</i>	677,007	+	5,000
2011	794,201	<i>a</i>	132	794,099	<i>a</i>	<i>c</i>	<i>a</i>	793,997	+	<i>c</i>
Andorra										
2015	1,874,822	<i>a</i>	124	1,451,227	<i>a</i>	423,595	<i>a</i>	1,027,632	+	<i>b</i>
2014	138,276	<i>a</i>	177	138,276	<i>a</i>	<i>b</i>	<i>a</i>	138,276	+	<i>b</i>
2013	415,980	<i>a</i>	155	415,980	<i>a</i>	<i>b</i>	<i>a</i>	415,980	+	<i>b</i>
2012	<i>c</i>	<i>a</i>	219	<i>c</i>	<i>a</i>	<i>b</i>	<i>a</i>	166	+	<i>b</i>
2011	146,144	<i>a</i>	172	146,144	<i>a</i>	<i>b</i>	<i>a</i>	146,144	+	<i>b</i>
Angola										
2015	999,950	<i>a</i>	143	407,449	<i>a</i>	592,501	<i>a</i>	(185,052)	-	4,472
2014	999,456	<i>a</i>	134	813,902	<i>a</i>	185,554	<i>a</i>	628,348	+	<i>c</i>
2013	1,125,290	<i>a</i>	135	724,098	<i>a</i>	401,192	<i>a</i>	322,906	+	<i>b</i>
2012	709,107	<i>a</i>	145	592,139	<i>a</i>	116,968	<i>a</i>	475,171	+	8,560
2011	731,541	<i>a</i>	136	715,900	<i>a</i>	15,641	<i>a</i>	700,259	+	<i>b</i>
Antartica										
2015	10,150	<i>a</i>	215	<i>b</i>	<i>a</i>	10,150	<i>a</i>	(10,150)	-	<i>b</i>
2014	<i>b</i>	0.00	-	<i>b</i>	<i>a</i>	<i>b</i>	<i>a</i>	<i>b</i>		<i>b</i>
2013	<i>b</i>	0.00	-	<i>b</i>	<i>a</i>	<i>b</i>	<i>a</i>	<i>b</i>		<i>b</i>
2012	<i>b</i>	0.00	-	<i>b</i>	<i>a</i>	<i>b</i>	<i>a</i>	<i>b</i>		<i>b</i>
2011	<i>b</i>	0.00	-	<i>b</i>	<i>a</i>	<i>b</i>	<i>a</i>	<i>b</i>		<i>b</i>
Antigua and Barbuda										
2015	104,470	<i>a</i>	182	80,544	<i>a</i>	23,926	<i>a</i>	56,618	+	<i>b</i>
2014	176,652	<i>a</i>	171	176,652	<i>a</i>	<i>b</i>	<i>a</i>	176,652	+	<i>b</i>
2013	964,945	<i>a</i>	138	54,554	<i>a</i>	910,391	<i>a</i>	855,837	-	<i>b</i>
2012	575,058	<i>a</i>	150	575,058	<i>a</i>	<i>b</i>	<i>a</i>	575,058	+	<i>b</i>
2011	91,393	<i>a</i>	179	89,059	<i>a</i>	2,334	<i>a</i>	86,725	+	<i>b</i>
Argentina										
2015	279,909,801	0.22	33	49,893,381	0.08	230,016,420	0.32	(180,123,039)	-	<i>b</i>
2014	527,342,662	0.41	27	47,102,007	0.08	480,240,655	0.73	433,138,648	-	<i>b</i>
2013	401,048,025	0.34	28	52,289,996	0.09	348,758,029	0.56	296,468,033	-	<i>c</i>
2012	307,431,677	0.27	31	50,073,902	0.10	257,357,775	0.41	207,283,873	-	<i>c</i>
2011	347,208,202	0.32	29	64,420,560	0.13	282,787,642	0.47	218,367,082	-	43,706
Armenia										
2015	139,267	<i>a</i>	177	81,234	<i>a</i>	58,033	<i>a</i>	23,201	+	<i>b</i>
2014	107,034	<i>a</i>	181	99,007	<i>a</i>	8,027	<i>a</i>	90,980	+	<i>b</i>
2013	48,130	<i>a</i>	197	39,666	<i>a</i>	8,464	<i>a</i>	31,202	+	<i>b</i>
2012	37,648	<i>a</i>	199	18,785	<i>a</i>	18,863	<i>a</i>	78	-	<i>b</i>
2011	66,446	<i>a</i>	188	66,446	<i>a</i>	<i>b</i>	<i>a</i>	66,446	+	<i>b</i>
Aruba										
2015	265,284	<i>a</i>	165	265,284	<i>a</i>	<i>b</i>	<i>a</i>	265,284	+	<i>b</i>
2014	454,217	<i>a</i>	150	438,559	<i>a</i>	15,658	<i>a</i>	422,901	+	<i>b</i>
2013	270,011	<i>a</i>	165	192,558	<i>a</i>	77,453	<i>a</i>	115,105	+	<i>b</i>

TABLE 3 - Continued

Country and Year	Total Trade			Exports ^{1/}		Imports		Balance of trade		Re-exports
	Value	Percent share	Rank	Value	Percent share	Value	Percent share	Favorable (+) Unfavorable (-)		
2012	254,607	<i>a</i>	170	254,607	<i>a</i>	<i>b</i>	<i>a</i>	254,607 +	<i>b</i>	
2011	230,146	<i>a</i>	161	204,546	<i>a</i>	25,600	<i>a</i>	178,946 +	<i>b</i>	
Australia										
2015	1,330,476,087	1.02	17	459,571,629	0.78	870,904,458	1.23	(411,332,829) -	813,162	
2014	1,622,982,435	1.27	16	823,036,826	1.33	799,945,609	1.22	23,091,217 +	1,086,509	
2013	1,508,429,773	1.27	15	519,149,726	0.92	989,280,047	1.59	470,130,321 -	1,588,539	
2012	1,734,204,518	1.52	15	387,247,106	0.74	1,346,957,412	2.17	959,710,306 -	7,918,100	
2011	1,464,945,606	1.35	17	393,889,738	0.82	1,071,055,868	1.77	677,166,130 -	6,645,768	
Austria										
2015	201,217,103	0.15	37	101,792,450	0.17	99,424,653	0.14	2,367,797 +	14,080	
2014	175,092,782	0.14	36	100,451,740	0.16	74,641,042	0.11	25,810,698 +	14,527	
2013	220,943,496	0.19	35	159,011,092	0.28	61,932,404	0.10	97,078,688 +	60,828	
2012	147,974,329	0.13	41	98,165,622	0.19	49,808,707	0.08	48,356,915 +	160,759	
2011	203,663,914	0.19	38	97,728,650	0.20	105,935,264	0.18	8,206,614 -	433,915	
Azerbaijan										
2015	301,833	<i>a</i>	163	153,967	<i>a</i>	147,866	<i>a</i>	6,101 +	88,918	
2014	197,922	<i>a</i>	168	105,858	<i>a</i>	92,064	<i>a</i>	13,794 +	<i>b</i>	
2013	118,991	<i>a</i>	186	118,991	<i>a</i>	<i>b</i>	<i>a</i>	118,991 +	<i>b</i>	
2012	88,132	<i>a</i>	190	88,132	<i>a</i>	<i>b</i>	<i>a</i>	88,132 +	<i>b</i>	
2011	576,301	<i>a</i>	146	576,250	<i>a</i>	<i>c</i>	<i>a</i>	576,199 +	<i>b</i>	
Azores										
2015	<i>b</i>	0.00	-	<i>b</i>	<i>a</i>	<i>b</i>	<i>a</i>	<i>b</i>	<i>b</i>	
2014	<i>b</i>	0.00	-	<i>b</i>	<i>a</i>	<i>b</i>	<i>a</i>	<i>b</i>	<i>b</i>	
2013	<i>b</i>	0.00	-	<i>b</i>	<i>a</i>	<i>b</i>	<i>a</i>	<i>b</i>	<i>b</i>	
2012	545,782	<i>a</i>	151	545,782	<i>a</i>	<i>b</i>	<i>a</i>	545,782 +	<i>b</i>	
2011	<i>b</i>	0.00	-	<i>b</i>	<i>a</i>	<i>b</i>	<i>a</i>	<i>b</i>	<i>b</i>	
Bahamas										
2015	949,709	<i>a</i>	144	947,922	<i>a</i>	1,787	<i>a</i>	946,135 +	<i>b</i>	
2014	851,519	<i>a</i>	137	851,385	<i>a</i>	<i>c</i>	<i>a</i>	851,251 +	<i>b</i>	
2013	2,967,549	<i>a</i>	104	2,966,733	0.01	<i>c</i>	<i>a</i>	2,965,917 +	<i>b</i>	
2012	1,552,280	<i>a</i>	121	1,542,395	<i>a</i>	9,885	<i>a</i>	1,532,510 +	<i>b</i>	
2011	1,771,329	<i>a</i>	116	1,635,802	<i>a</i>	135,527	<i>a</i>	1,500,275 +	<i>b</i>	
Bahrain										
2015	11,719,766	0.01	79	9,339,896	0.02	2,379,870	<i>a</i>	6,960,026 +	141,636	
2014	19,348,074	0.02	69	8,557,568	0.01	10,790,506	0.02	2,232,938 -	<i>c</i>	
2013	16,899,899	0.01	73	6,157,937	0.01	10,741,962	0.02	4,584,025 -	6,948	
2012	63,124,548	0.06	48	5,014,616	0.01	58,109,932	0.09	53,095,316 -	<i>c</i>	
2011	19,081,512	0.02	65	7,186,269	0.01	11,895,243	0.02	4,708,974 -	42,690	
Bangladesh										
2015	48,872,285	0.04	60	23,193,614	0.04	25,678,671	0.04	(2,485,057) -	56,534	
2014	30,343,991	0.02	62	10,149,435	0.02	20,194,556	0.03	10,045,121 -	10,730	
2013	22,727,807	0.02	67	10,181,318	0.02	12,546,489	0.02	2,365,171 -	6,175	
2012	36,739,511	0.03	55	28,724,520	0.06	8,014,991	0.01	20,709,529 +	202,465	
2011	49,798,968	0.05	53	42,971,862	0.09	6,827,106	0.01	36,144,756 +	192,950	
Barbados										
2015	233,571	<i>a</i>	169	156,512	<i>a</i>	77,059	<i>a</i>	79,453 +	<i>b</i>	
2014	162,055	<i>a</i>	174	90,655	<i>a</i>	71,400	<i>a</i>	19,255 +	<i>b</i>	
2013	208,418	<i>a</i>	171	186,450	<i>a</i>	21,968	<i>a</i>	164,482 +	<i>b</i>	
2012	160,367	<i>a</i>	179	128,753	<i>a</i>	31,614	<i>a</i>	97,139 +	<i>b</i>	
2011	153,094	<i>a</i>	170	144,294	<i>a</i>	8,800	<i>a</i>	135,494 +	<i>b</i>	
Belarus ^{2/}										
2015	9,568,008	0.01	82	216,160	<i>a</i>	9,351,848	0.01	(9,135,688) -	<i>b</i>	
2014	1,929,849	<i>a</i>	116	137,571	<i>a</i>	1,792,278	<i>a</i>	1,654,707 -	<i>b</i>	
2013	2,091,727	<i>a</i>	112	727,467	<i>a</i>	1,364,260	<i>a</i>	636,793 -	<i>b</i>	
2012	347,117	<i>a</i>	163	147,544	<i>a</i>	199,573	<i>a</i>	52,029 -	<i>b</i>	
2011	5,838,435	0.01	91	126,045	<i>a</i>	5,712,390	0.01	5,586,345 -	<i>b</i>	
Belgium										
2015	794,121,250	0.61	21	293,873,966	0.50	500,247,284	0.70	(206,373,318) -	368,295	
2014	474,602,031	0.37	29	246,013,392	0.40	228,588,639	0.35	17,424,753 +	625,604	
2013	624,383,745	0.52	23	296,982,585	0.52	327,401,160	0.52	30,418,575 -	34,571	
2012	590,708,131	0.52	24	302,022,105	0.58	288,686,026	0.46	13,336,079 +	394,925	
2011	720,980,959	0.66	22	386,311,113	0.80	334,669,846	0.55	51,641,267 +	728,480	
Belize										
2015	13,132	<i>a</i>	205	<i>c</i>	<i>a</i>	12,860	<i>a</i>	(12,588) -	<i>b</i>	
2014	46,550	<i>a</i>	191	4,279	<i>a</i>	42,271	<i>a</i>	37,992 -	<i>b</i>	
2013	657,636	<i>a</i>	143	644,979	<i>a</i>	12,657	<i>a</i>	632,322 +	<i>b</i>	
2012	169,249	<i>a</i>	178	169,249	<i>a</i>	<i>b</i>	<i>a</i>	169,249 +	<i>b</i>	
2011	88,037	<i>a</i>	182	88,037	<i>a</i>	<i>b</i>	<i>a</i>	88,037 +	<i>b</i>	

TABLE 3 - Continued

Country and Year	Total Trade			Exports ^{1/}		Imports		Balance of trade		Re-exports
	Value	Percent share	Rank	Value	Percent share	Value	Percent share	Favorable (+) Unfavorable (-)		
Benin, People's Republic of (Dahomey)										
2015	286,570	<i>a</i>	164	286,570	<i>a</i>	<i>b</i>	<i>a</i>	286,570 +	<i>b</i>	
2014	9,968	<i>a</i>	207	3,300	<i>a</i>	6,668	<i>a</i>	3,368 -	<i>b</i>	
2013	6,798	<i>a</i>	214	6,490	<i>a</i>	<i>c</i>	<i>a</i>	6,182 +	4,242	
2012	85,440	<i>a</i>	192	85,440	<i>a</i>	<i>b</i>	<i>a</i>	85,440 +	<i>b</i>	
2011	39,570	<i>a</i>	193	39,570	<i>a</i>	<i>b</i>	<i>a</i>	39,570 +	10,198	
Bermuda										
2015	74,857	<i>a</i>	185	74,640	<i>a</i>	<i>c</i>	<i>a</i>	74,423 +	<i>c</i>	
2014	88,996	<i>a</i>	183	85,790	<i>a</i>	3,206	<i>a</i>	82,584 +	<i>b</i>	
2013	301,956	<i>a</i>	161	101,414	<i>a</i>	200,542	<i>a</i>	99,128 -	<i>b</i>	
2012	329,427	<i>a</i>	164	282,183	<i>a</i>	47,244	<i>a</i>	234,939 +	<i>c</i>	
2011	150,816	<i>a</i>	171	147,067	<i>a</i>	3,749	<i>a</i>	143,318 +	<i>b</i>	
Bhutan										
2015	31,496	<i>a</i>	195	31,496	<i>a</i>	<i>b</i>	<i>a</i>	31,496 +	<i>b</i>	
2014	180,765	<i>a</i>	170	180,765	<i>a</i>	<i>b</i>	<i>a</i>	180,765 +	<i>b</i>	
2013	386,319	<i>a</i>	157	386,319	<i>a</i>	<i>b</i>	<i>a</i>	386,319 +	<i>b</i>	
2012	<i>b</i>	0.00	-	<i>b</i>	<i>a</i>	<i>b</i>	<i>a</i>	<i>b</i>	<i>b</i>	
2011	8,299	<i>a</i>	200	3,518	<i>a</i>	4,781	<i>a</i>	1,263 -	<i>b</i>	
Bolivia										
2015	1,129,262	<i>a</i>	139	913,323	<i>a</i>	215,939	<i>a</i>	697,384 +	<i>b</i>	
2014	388,875	<i>a</i>	154	385,683	<i>a</i>	3,192	<i>a</i>	382,491 +	<i>b</i>	
2013	603,051	<i>a</i>	147	603,051	<i>a</i>	<i>b</i>	<i>a</i>	603,051 +	<i>b</i>	
2012	1,373,372	<i>a</i>	124	1,372,158	<i>a</i>	1,214	<i>a</i>	1,370,944 +	5,717	
2011	707,104	<i>a</i>	140	348,640	<i>a</i>	358,464	<i>a</i>	9,824 -	<i>c</i>	
Bosnia and Herzegovina ^{3/}										
2015	659,919	<i>a</i>	148	5,119	<i>a</i>	654,800	<i>a</i>	(649,681) -	<i>b</i>	
2014	153,498	<i>a</i>	175	70,897	<i>a</i>	82,601	<i>a</i>	11,704 -	<i>c</i>	
2013	410,292	<i>a</i>	156	410,292	<i>a</i>	<i>b</i>	<i>a</i>	410,292 +	<i>b</i>	
2012	297,142	<i>a</i>	167	294,999	<i>a</i>	2,143	<i>a</i>	292,856 +	<i>b</i>	
2011	703,020	<i>a</i>	142	695,869	<i>a</i>	7,151	<i>a</i>	688,718 +	<i>c</i>	
Botswana										
2015	152,070	<i>a</i>	173	151,471	<i>a</i>	<i>c</i>	<i>a</i>	150,872 +	<i>b</i>	
2014	256,034	<i>a</i>	163	253,324	<i>a</i>	2,710	<i>a</i>	250,614 +	2,239	
2013	20,870	<i>a</i>	204	20,870	<i>a</i>	<i>b</i>	<i>a</i>	20,870 +	<i>b</i>	
2012	217,823	<i>a</i>	171	217,823	<i>a</i>	<i>b</i>	<i>a</i>	217,823 +	1,500	
2011	1,144,236	<i>a</i>	123	1,143,229	<i>a</i>	1,007	<i>a</i>	1,142,222 +	<i>b</i>	
Bouvet Island										
2015	<i>c</i>	<i>a</i>	228	<i>b</i>	<i>a</i>	<i>c</i>	<i>a</i>	(186) -	<i>b</i>	
2014	<i>b</i>	0.00	-	<i>b</i>	<i>a</i>	<i>b</i>	<i>a</i>	<i>b</i>	<i>b</i>	
2013	<i>b</i>	0.00	-	<i>b</i>	<i>a</i>	<i>b</i>	<i>a</i>	<i>b</i>	<i>b</i>	
2012	<i>b</i>	0.00	-	<i>b</i>	<i>a</i>	<i>b</i>	<i>a</i>	<i>b</i>	<i>b</i>	
2011	<i>b</i>	0.00	-	<i>b</i>	<i>a</i>	<i>b</i>	<i>a</i>	<i>b</i>	<i>b</i>	
Brazil										
2015	514,898,158	0.40	27	129,369,978	0.22	385,528,180	0.54	(256,158,202) -	10,209	
2014	318,776,833	0.25	30	156,765,810	0.25	162,011,023	0.25	5,245,213 -	<i>c</i>	
2013	335,617,307	0.28	31	159,318,452	0.28	176,298,855	0.28	16,980,403 -	6,947	
2012	486,769,074	0.43	27	148,154,450	0.28	338,614,624	0.55	190,460,174 -	17,795	
2011	391,221,761	0.36	27	145,081,425	0.30	246,140,336	0.41	101,058,911 -	16,037,069	
British Indian Ocean Territory										
2015	6,755	<i>a</i>	216	1,199	<i>a</i>	5,556	<i>a</i>	(4,357) -	<i>b</i>	
2014	<i>c</i>	<i>a</i>	221	<i>c</i>	<i>a</i>	<i>b</i>	<i>a</i>	600 +	<i>b</i>	
2013	<i>c</i>	<i>a</i>	224	<i>c</i>	<i>a</i>	<i>b</i>	<i>a</i>	900 +	<i>b</i>	
2012	9,048	<i>a</i>	205	9,048	<i>a</i>	<i>b</i>	<i>a</i>	9,048 +	<i>b</i>	
2011	<i>c</i>	<i>a</i>	216	<i>c</i>	<i>a</i>	<i>b</i>	<i>a</i>	300 +	<i>b</i>	
British Pacific Islands										
2015	<i>b</i>	0.00	-	<i>b</i>	<i>a</i>	<i>b</i>	<i>a</i>	<i>b</i>	<i>b</i>	
2014	<i>b</i>	0.00	-	<i>b</i>	<i>a</i>	<i>b</i>	<i>a</i>	<i>b</i>	<i>b</i>	
2013	18,486	<i>a</i>	207	<i>b</i>	<i>a</i>	18,486	<i>a</i>	18,486 -	<i>b</i>	
2012	61,294	<i>a</i>	198	61,294	<i>a</i>	<i>b</i>	<i>a</i>	61,294 +	<i>b</i>	
2011	<i>b</i>	0.00	-	<i>b</i>	<i>a</i>	<i>b</i>	<i>a</i>	<i>b</i>	<i>b</i>	
Brunei Darussalam										
2015	16,248,946	0.01	69	11,754,790	0.02	4,494,156	0.01	7,260,634 +	45,574	
2014	85,638,858	0.07	47	9,318,743	0.02	76,320,115	0.12	67,001,372 -	31,187	
2013	9,511,672	0.01	83	8,618,147	0.02	893,525	<i>a</i>	7,724,622 +	88,898	
2012	62,640,102	0.05	50	7,242,569	0.01	55,397,533	0.09	48,154,964 -	192,008	
2011	11,280,863	0.01	75	6,232,795	0.01	5,048,068	0.01	1,184,727 +	6,877	
Bulgaria										
2015	60,758,337	0.05	54	20,497,521	0.03	40,260,816	0.06	(19,763,295) -	1,350	

TABLE 3 - Continued

Country and Year	Total Trade			Exports ^{1/}		Imports		Balance of trade		Re-exports
	Value	Percent share	Rank	Value	Percent share	Value	Percent share	Favorable (+) Unfavorable (-)		
2014	61,137,404	0.05	54	16,685,846	0.03	44,451,558	0.07	27,765,712 -	<i>c</i>	
2013	89,806,787	0.08	50	23,890,950	0.04	65,915,837	0.11	42,024,887 -	<i>b</i>	
2012	32,728,315	0.03	58	8,243,175	0.02	24,485,140	0.04	16,241,965 -	2,249	
2011	42,728,315	0.04	55	8,128,977	0.02	34,599,338	0.06	26,470,361 -	8,892	
Burkina Faso										
2015	28,875	<i>a</i>	197	28,875	<i>a</i>	<i>b</i>	<i>a</i>	28,875 +	<i>b</i>	
2014	279,033	<i>a</i>	159	75,781	<i>a</i>	203,252	<i>a</i>	127,471 -	<i>b</i>	
2013	6,125	<i>a</i>	218	6,125	<i>a</i>	<i>b</i>	<i>a</i>	6,125 +	<i>b</i>	
2012	135,304	<i>a</i>	185	69,133	<i>a</i>	66,171	<i>a</i>	2,962 +	10,474	
2011	85,689	<i>a</i>	183	36,651	<i>a</i>	49,038	<i>a</i>	12,387 -	2,308	
Burundi										
2015	45,304	<i>a</i>	193	45,304	<i>a</i>	<i>b</i>	<i>a</i>	45,304 +	<i>b</i>	
2014	142,528	<i>a</i>	176	142,528	<i>a</i>	<i>b</i>	<i>a</i>	142,528 +	<i>b</i>	
2013	40,949	<i>a</i>	199	40,949	<i>a</i>	<i>b</i>	<i>a</i>	40,949 +	<i>b</i>	
2012	3,100	<i>a</i>	210	<i>c</i>	<i>a</i>	2,344	<i>a</i>	1,588 -	<i>b</i>	
2011	746,437	<i>a</i>	134	463,300	<i>a</i>	283,137	<i>a</i>	180,163 +	6,796	
Byelorussian Soviet Socialist Rep.										
2015	1,740	<i>a</i>	220	<i>b</i>	<i>a</i>	1,740	<i>a</i>	(1,740) -	<i>b</i>	
2014	<i>b</i>	0.00	-	<i>b</i>	<i>a</i>	<i>b</i>	<i>a</i>	<i>b</i>	<i>b</i>	
2013	<i>b</i>	0.00	-	<i>b</i>	<i>a</i>	<i>b</i>	<i>a</i>	<i>b</i>	<i>b</i>	
2012	<i>b</i>	0.00	-	<i>b</i>	<i>a</i>	<i>b</i>	<i>a</i>	<i>b</i>	<i>b</i>	
2011	<i>b</i>	0.00	-	<i>b</i>	<i>a</i>	<i>b</i>	<i>a</i>	<i>b</i>	<i>b</i>	
Cambodia										
2015	20,974,283	0.02	66	9,115,679	0.02	11,858,604	0.02	(2,742,925) -	177,938	
2014	104,063,573	0.08	44	82,672,099	0.13	21,391,474	0.03	61,280,625 +	133,470	
2013	20,261,737	0.02	71	8,729,476	0.02	11,532,261	0.02	2,802,785 -	188,123	
2012	19,212,878	0.02	70	16,372,403	0.03	2,840,475	<i>a</i>	13,531,928 +	463,739	
2011	10,918,296	0.01	77	9,742,869	0.02	1,175,427	<i>a</i>	8,567,442 +	136,800	
Cameroon										
2015	3,298,002	<i>a</i>	106	3,136,565	0.01	161,437	<i>a</i>	2,975,128 +	<i>b</i>	
2014	2,271,715	<i>a</i>	111	2,226,989	<i>a</i>	44,726	<i>a</i>	2,182,263 +	<i>b</i>	
2013	2,068,864	<i>a</i>	113	1,784,102	<i>a</i>	284,762	<i>a</i>	1,499,340 +	<i>b</i>	
2012	1,128,453	<i>a</i>	133	1,087,333	<i>a</i>	41,120	<i>a</i>	1,046,213 +	<i>c</i>	
2011	858,794	<i>a</i>	128	843,660	<i>a</i>	15,134	<i>a</i>	828,526 +	<i>b</i>	
Canada										
2015	1,026,823,293	0.79	18	592,296,615	1.01	434,526,678	0.61	157,769,937 +	1,640,127	
2014	915,511,850	0.72	20	592,339,637	0.95	323,172,213	0.49	269,167,424 +	3,602,962	
2013	995,556,274	0.84	21	538,456,335	0.95	457,099,939	0.73	81,356,396 +	575,221	
2012	815,770,904	0.71	21	508,182,966	0.98	307,587,938	0.50	200,595,028 +	619,373	
2011	795,576,935	0.73	21	416,272,844	0.86	379,304,091	0.63	36,968,753 +	7,097,487	
Canary Islands										
2015	22,309	<i>a</i>	201	22,309	<i>a</i>	<i>b</i>	<i>a</i>	22,309 +	<i>b</i>	
2014	29,563	<i>a</i>	196	29,563	<i>a</i>	<i>b</i>	<i>a</i>	29,563 +	<i>b</i>	
2013	1,413	<i>a</i>	222	<i>c</i>	<i>a</i>	<i>c</i>	<i>a</i>	229 +	<i>b</i>	
2012	6,892,715	0.01	87	6,892,593	0.01	<i>c</i>	<i>a</i>	6,892,471 +	<i>b</i>	
2011	7,600	<i>a</i>	202	7,600	<i>a</i>	<i>b</i>	<i>a</i>	7,600 +	<i>b</i>	
Cape Verde										
2015	6,486	<i>a</i>	217	6,371	<i>a</i>	<i>c</i>	<i>a</i>	6,256 +	<i>b</i>	
2014	3,605	<i>a</i>	212	3,605	<i>a</i>	<i>b</i>	<i>a</i>	3,605 +	<i>b</i>	
2013	6,352	<i>a</i>	216	<i>b</i>	<i>a</i>	6,352	<i>a</i>	6,352 -	<i>b</i>	
2012	<i>b</i>	0.00	-	<i>b</i>	<i>a</i>	<i>b</i>	<i>a</i>	<i>b</i>	<i>b</i>	
2011	6,126	<i>a</i>	205	6,126	<i>a</i>	<i>b</i>	<i>a</i>	6,126 +	<i>b</i>	
Cayman Islands										
2015	1,223,457	<i>a</i>	134	70,561	<i>a</i>	1,152,896	<i>a</i>	(1,082,335) -	<i>b</i>	
2014	1,591,770	<i>a</i>	119	576,987	<i>a</i>	1,014,783	<i>a</i>	437,796 -	<i>c</i>	
2013	130,136,728	0.11	44	129,459	<i>a</i>	130,007,269	0.21	129,877,810 -	<i>b</i>	
2012	2,936,922	<i>a</i>	106	2,920,542	0.01	16,380	<i>a</i>	2,904,162 +	<i>b</i>	
2011	154,702	<i>a</i>	169	147,747	<i>a</i>	6,955	<i>a</i>	140,792 +	<i>b</i>	
Central African Republic										
2015	55,741	<i>a</i>	191	34,362	<i>a</i>	21,379	<i>a</i>	12,983 +	<i>b</i>	
2014	388,980	<i>a</i>	153	388,980	<i>a</i>	<i>b</i>	<i>a</i>	388,980 +	<i>b</i>	
2013	2,050	<i>a</i>	221	2,050	<i>a</i>	<i>b</i>	<i>a</i>	2,050 +	<i>b</i>	
2012	69,334	<i>a</i>	196	69,334	<i>a</i>	<i>b</i>	<i>a</i>	69,334 +	<i>c</i>	
2011	89,723	<i>a</i>	181	89,723	<i>a</i>	<i>b</i>	<i>a</i>	89,723 +	<i>b</i>	
Chad										
2015	126,572	<i>a</i>	178	30,405	<i>a</i>	96,167	<i>a</i>	(65,762) -	<i>b</i>	
2014	9,504	<i>a</i>	208	2,811	<i>a</i>	6,693	<i>a</i>	3,882 -	<i>b</i>	
2013	<i>c</i>	<i>a</i>	228	<i>c</i>	<i>a</i>	<i>b</i>	<i>a</i>	163 +	<i>b</i>	

TABLE 3 - Continued

Country and Year	Total Trade			Exports ^{1/}		Imports		Balance of trade		Re-exports
	Value	Percent share	Rank	Value	Percent share	Value	Percent share	Favorable (+) Unfavorable (-)		
2012	2,838	<i>a</i>	211	2,838	<i>a</i>	<i>b</i>	<i>a</i>	2,838 +	<i>b</i>	
2011	<i>b</i>	0.00	-	<i>b</i>	<i>a</i>	<i>b</i>	<i>a</i>	<i>b</i>	<i>b</i>	
Chile										
2015	74,779,441	0.06	53	39,796,053	0.07	34,983,388	0.05	4,812,665 +	<i>b</i>	
2014	72,836,226	0.06	51	45,145,319	0.07	27,690,907	0.04	17,454,412 +	<i>c</i>	
2013	133,273,480	0.11	43	32,349,037	0.06	100,924,443	0.16	68,575,406 -	2,235,252	
2012	54,652,854	0.05	51	29,548,595	0.06	25,104,259	0.04	4,444,336 +	2,568	
2011	96,929,085	0.09	47	24,820,116	0.05	72,108,969	0.12	47,288,853 -	146,096	
China, People's Republic of										
2015	17,645,518,892	13.58	2	6,174,784,146	10.50	11,470,734,746	16.14	(5,295,950,600) -	5,397,529	
2014	18,337,197,353	14.38	2	8,467,435,296	13.63	9,869,762,057	15.09	1,402,326,761 -	6,647,283	
2013	15,097,543,056	12.68	3	7,025,215,023	12.39	8,072,328,033	12.93	1,047,113,010 -	5,615,790	
2012	12,849,636,765	11.25	3	6,169,284,627	11.84	6,680,352,138	10.75	511,067,511 -	17,532,434	
2011	12,322,401,551	11.33	3	6,237,326,157	12.91	6,085,075,394	10.06	152,250,763 +	51,077,529	
Christmas Island										
2015	68,747	<i>a</i>	188	<i>b</i>	<i>a</i>	68,747	<i>a</i>	(68,747) -	<i>b</i>	
2014	<i>c</i>	<i>a</i>	223	<i>c</i>	<i>a</i>	<i>b</i>	<i>a</i>	422 +	<i>b</i>	
2013	150,747	<i>a</i>	178	<i>b</i>	<i>a</i>	150,747	<i>a</i>	150,747 -	<i>b</i>	
2012	<i>b</i>	0.00	-	<i>b</i>	<i>a</i>	<i>b</i>	<i>a</i>	<i>b</i>	<i>b</i>	
2011	14,015	<i>a</i>	199	14,015	<i>a</i>	<i>b</i>	<i>a</i>	14,015 +	<i>b</i>	
Cocos Island										
2015	<i>b</i>	0.00	-	<i>b</i>	<i>a</i>	<i>b</i>	<i>a</i>	<i>b</i>	<i>b</i>	
2014	<i>c</i>	<i>a</i>	227	<i>c</i>	<i>a</i>	<i>b</i>	<i>a</i>	44 +	<i>b</i>	
2013	<i>b</i>	0.00	-	<i>b</i>	<i>a</i>	<i>b</i>	<i>a</i>	<i>b</i>	<i>b</i>	
2012	<i>b</i>	0.00	-	<i>b</i>	<i>a</i>	<i>b</i>	<i>a</i>	<i>b</i>	<i>b</i>	
2011	<i>b</i>	0.00	-	<i>b</i>	<i>a</i>	<i>b</i>	<i>a</i>	<i>b</i>	<i>b</i>	
Colombia										
2015	29,177,355	0.02	64	19,493,692	0.03	9,683,663	0.01	9,810,029 +	<i>b</i>	
2014	40,983,957	0.03	59	30,383,980	0.05	10,599,977	0.02	19,784,003 +	1,886	
2013	32,295,925	0.03	61	21,596,025	0.04	10,699,900	0.02	10,896,125 +	<i>b</i>	
2012	29,947,463	0.03	61	19,624,912	0.04	10,322,551	0.02	9,302,361 +	<i>b</i>	
2011	17,814,921	0.02	67	10,188,873	0.02	7,626,048	0.01	2,562,825 +	<i>b</i>	
Comoros, Republic of										
2015	<i>b</i>	0.00	-	<i>b</i>	<i>a</i>	<i>b</i>	<i>a</i>	<i>b</i>	<i>b</i>	
2014	<i>b</i>	0.00	-	<i>b</i>	<i>a</i>	<i>b</i>	<i>a</i>	<i>b</i>	<i>b</i>	
2013	<i>c</i>	<i>a</i>	227	<i>c</i>	<i>a</i>	<i>b</i>	<i>a</i>	280 +	<i>b</i>	
2012	<i>b</i>	0.00	-	<i>b</i>	<i>a</i>	<i>b</i>	<i>a</i>	<i>b</i>	<i>b</i>	
2011	28,742	<i>a</i>	197	<i>b</i>	<i>a</i>	28,742	<i>a</i>	28,742 -	<i>b</i>	
Congo, Republic of (Brazzaville)										
2015	4,371,117	<i>a</i>	103	461,249	<i>a</i>	3,909,868	0.01	(3,448,619) -	<i>b</i>	
2014	1,570,361	<i>a</i>	120	1,570,116	<i>a</i>	<i>c</i>	<i>a</i>	1,569,871 +	<i>b</i>	
2013	153,666	<i>a</i>	176	153,562	<i>a</i>	<i>c</i>	<i>a</i>	153,458 +	<i>c</i>	
2012	1,614,906	<i>a</i>	120	1,614,906	<i>a</i>	<i>b</i>	<i>a</i>	1,614,906 +	19,130	
2011	757,161	<i>a</i>	133	757,161	<i>a</i>	<i>b</i>	<i>a</i>	757,161 +	13,104	
Cook Islands										
2015	28,063	<i>a</i>	198	14,168	<i>a</i>	13,895	<i>a</i>	273 +	<i>b</i>	
2014	88,760	<i>a</i>	184	66,201	<i>a</i>	22,559	<i>a</i>	43,642 +	<i>b</i>	
2013	18,701	<i>a</i>	206	18,701	<i>a</i>	<i>b</i>	<i>a</i>	18,701 +	<i>b</i>	
2012	11,183	<i>a</i>	204	11,183	<i>a</i>	<i>b</i>	<i>a</i>	11,183 +	<i>b</i>	
2011	73,766	<i>a</i>	186	73,766	<i>a</i>	<i>b</i>	<i>a</i>	73,766 +	<i>b</i>	
Costa Rica										
2015	14,802,291	0.01	72	10,639,920	0.02	4,162,371	0.01	6,477,549 +	<i>b</i>	
2014	24,322,387	0.02	67	20,436,492	0.03	3,885,895	0.01	16,550,597 +	<i>b</i>	
2013	53,119,242	0.04	55	51,106,359	0.09	2,012,883	<i>a</i>	49,093,476 +	<i>b</i>	
2012	27,183,235	0.02	63	23,171,356	0.04	4,011,879	0.01	19,159,477 +	13,778	
2011	34,654,599	0.03	56	31,554,308	0.07	3,100,291	0.01	28,454,017 +	7,652	
Cote d' Ivoire (Ivory Coast)										
2015	1,207,562	<i>a</i>	135	998,789	<i>a</i>	208,773	<i>a</i>	790,016 +	<i>b</i>	
2014	1,123,273	<i>a</i>	132	976,453	<i>a</i>	146,820	<i>a</i>	829,633 +	<i>b</i>	
2013	2,885,829	<i>a</i>	105	2,337,910	<i>a</i>	547,919	<i>a</i>	1,789,991 +	<i>c</i>	
2012	1,882,367	<i>a</i>	117	1,722,765	<i>a</i>	159,602	<i>a</i>	1,563,163 +	22,148	
2011	2,419,528	<i>a</i>	108	2,033,388	<i>a</i>	386,140	<i>a</i>	1,647,248 +	9,662	
Croatia ^{4/}										
2015	6,891,653	0.01	92	1,861,799	<i>a</i>	5,029,854	0.01	(3,168,055) -	<i>c</i>	
2014	5,857,167	<i>a</i>	92	1,389,130	<i>a</i>	4,468,037	0.01	3,078,907 -	<i>b</i>	
2013	1,375,742	<i>a</i>	129	854,470	<i>a</i>	521,272	<i>a</i>	333,198 +	13,247	
2012	6,605,423	0.01	89	1,171,253	<i>a</i>	5,434,170	0.01	4,262,917 -	8,770	
2011	8,210,256	0.01	81	4,848,689	0.01	3,361,567	0.01	1,487,122 +	<i>c</i>	

TABLE 3 - Continued

Country and Year	Total Trade			Exports ^{1/}		Imports		Balance of trade		Re-exports
	Value	Percent share	Rank	Value	Percent share	Value	Percent share	Favorable (+) Unfavorable (-)		
Cuba										
2015	3,649,178	<i>a</i>	105	1,961,338	<i>a</i>	1,687,840	<i>a</i>	273,498 +		<i>b</i>
2014	7,143,861	0.01	89	3,211,227	0.01	3,932,634	0.01	721,407 -		<i>b</i>
2013	6,758,887	0.01	86	4,020,315	0.01	2,738,572	<i>a</i>	1,281,743 +		2,970
2012	2,927,388	<i>a</i>	107	843,896	<i>a</i>	2,083,492	<i>a</i>	1,239,596 -		54,450
2011	2,585,325	<i>a</i>	107	1,072,737	<i>a</i>	1,512,588	<i>a</i>	439,851 -		65,340
Curacao										
2015	12,260	<i>a</i>	208	12,260	<i>a</i>	<i>b</i>	<i>a</i>	12,260 +		<i>b</i>
2014	2,076,272	<i>a</i>	115	2,076,272	<i>a</i>	<i>b</i>	<i>a</i>	2,076,272 +		<i>b</i>
2013	96,479	<i>a</i>	190	96,479	<i>a</i>	<i>b</i>	<i>a</i>	96,479 +		<i>b</i>
2012	148,927	<i>a</i>	181	148,927	<i>a</i>	<i>b</i>	<i>a</i>	148,927 +		<i>b</i>
2011	127,418	<i>a</i>	173	126,880	<i>a</i>	<i>c</i>	<i>a</i>	126,342 +		<i>b</i>
Cyprus										
2015	121,730,426	0.09	47	118,736,790	0.20	2,993,636	<i>a</i>	115,743,154 +		78,039
2014	3,736,140	<i>a</i>	102	1,297,013	<i>a</i>	2,439,127	<i>a</i>	1,142,114 -		<i>b</i>
2013	3,155,353	<i>a</i>	102	1,134,476	<i>a</i>	2,020,877	<i>a</i>	886,401 -		8,000
2012	3,155,482	<i>a</i>	103	1,908,149	<i>a</i>	1,247,333	<i>a</i>	660,816 +		<i>b</i>
2011	3,305,611	<i>a</i>	104	2,369,008	<i>a</i>	936,603	<i>a</i>	1,432,405 +		<i>b</i>
Czech Republic ^{5/}										
2015	305,744,445	0.24	32	115,844,413	0.20	189,900,032	0.27	(74,055,619) -		<i>c</i>
2014	191,755,763	0.15	34	131,079,243	0.21	60,676,520	0.09	70,402,723 +		21,711
2013	221,814,398	0.19	34	126,842,512	0.22	94,971,886	0.15	31,870,626 +		1,320
2012	170,807,193	0.15	37	97,514,618	0.19	73,292,575	0.12	24,222,043 +		3,400
2011	303,079,891	0.28	32	178,273,969	0.37	124,805,922	0.21	53,468,047 +		908,718
Democratic Republic of Congo ^{18/}										
2015	<i>b</i>	0.00	-	<i>b</i>	<i>a</i>	<i>b</i>	<i>a</i>	<i>b</i>		<i>b</i>
2014	<i>c</i>	<i>a</i>	226	<i>b</i>	<i>a</i>	<i>c</i>	<i>a</i>	71 -		<i>b</i>
2013	65,268	<i>a</i>	196	65,268	<i>a</i>	<i>b</i>	<i>a</i>	65,268 +		<i>b</i>
2012	<i>b</i>	0.00	-	<i>b</i>	<i>a</i>	<i>b</i>	<i>a</i>	<i>b</i>		<i>b</i>
2011	<i>b</i>	0.00	-	<i>b</i>	<i>a</i>	<i>b</i>	<i>a</i>	<i>b</i>		<i>b</i>
Denmark										
2015	143,534,525	0.11	42	41,825,519	0.07	101,709,006	0.14	(59,883,487) -		103,762
2014	161,216,935	0.13	37	38,178,903	0.06	123,038,032	0.19	84,859,129 -		1,813,164
2013	115,424,036	0.10	47	34,374,645	0.06	81,049,391	0.13	46,674,746 -		175,590
2012	107,243,651	0.09	43	36,091,664	0.07	71,151,987	0.11	35,060,323 -		57,909
2011	116,961,287	0.11	45	36,136,255	0.07	80,825,032	0.13	44,688,777 -		34,580
Djibouti										
2015	1,140,441	<i>a</i>	138	1,140,316	<i>a</i>	<i>c</i>	<i>a</i>	1,140,191 +		<i>b</i>
2014	1,413,097	<i>a</i>	125	1,412,481	<i>a</i>	<i>c</i>	<i>a</i>	1,411,865 +		<i>b</i>
2013	287,027	<i>a</i>	162	285,985	<i>a</i>	1,042	<i>a</i>	284,943 +		<i>b</i>
2012	530,475	<i>a</i>	153	530,475	<i>a</i>	<i>b</i>	<i>a</i>	530,475 +		<i>b</i>
2011	663,251	<i>a</i>	144	663,251	<i>a</i>	<i>b</i>	<i>a</i>	663,251 +		<i>c</i>
Dominica										
2015	11,545	<i>a</i>	211	<i>c</i>	<i>a</i>	11,391	<i>a</i>	(11,237) -		<i>b</i>
2014	1,023	<i>a</i>	220	<i>c</i>	<i>a</i>	<i>c</i>	<i>a</i>	833 +		<i>b</i>
2013	95,448	<i>a</i>	191	95,448	<i>a</i>	<i>b</i>	<i>a</i>	95,448 +		<i>b</i>
2012	73,760	<i>a</i>	195	73,760	<i>a</i>	<i>b</i>	<i>a</i>	73,760 +		<i>b</i>
2011	<i>b</i>	0.00	-	<i>b</i>	<i>a</i>	<i>b</i>	<i>a</i>	<i>b</i>		<i>b</i>
Dominican Republic										
2015	7,248,468	0.01	90	6,845,688	0.01	402,780	<i>a</i>	6,442,908 +		27,040
2014	10,192,193	0.01	77	9,167,638	0.01	1,024,555	<i>a</i>	8,143,083 +		1,157
2013	11,679,745	0.01	78	7,067,560	0.01	4,612,185	0.01	2,455,375 +		<i>b</i>
2012	31,629,127	0.03	59	3,822,682	0.01	27,806,445	0.04	23,983,763 -		134,824
2011	11,933,020	0.01	74	2,283,894	<i>a</i>	9,649,126	0.02	7,365,232 -		3,615
East Timor										
2015	926,985	<i>a</i>	145	922,315	<i>a</i>	4,670	<i>a</i>	917,645 +		3,234
2014	252,509	<i>a</i>	164	252,324	<i>a</i>	<i>c</i>	<i>a</i>	252,139 +		<i>b</i>
2013	383,311	<i>a</i>	158	382,965	<i>a</i>	<i>c</i>	<i>a</i>	382,619 +		125,581
2012	680,555	<i>a</i>	146	647,350	<i>a</i>	33,205	<i>a</i>	614,145 +		<i>b</i>
2011	244,227	<i>a</i>	160	244,227	<i>a</i>	<i>b</i>	<i>a</i>	244,227 +		<i>b</i>
Ecuador										
2015	5,671,773	<i>a</i>	97	2,355,439	<i>a</i>	3,316,334	<i>a</i>	(960,895) -		<i>b</i>
2014	4,068,535	<i>a</i>	100	2,224,567	<i>a</i>	1,843,968	<i>a</i>	380,599 +		<i>b</i>
2013	4,796,456	<i>a</i>	97	3,447,293	0.01	1,349,163	<i>a</i>	2,098,130 +		47,433
2012	4,018,702	<i>a</i>	99	3,284,615	0.01	734,087	<i>a</i>	2,550,528 +		<i>b</i>
2011	6,377,848	0.01	89	3,493,583	0.01	2,884,265	<i>a</i>	609,318 +		1,160
Egypt Arab Republic										
2015	18,064,381	0.01	67	13,688,999	0.02	4,375,382	0.01	9,313,617 +		<i>b</i>

TABLE 3 - Continued

Country and Year	Total Trade			Exports ^{1/}		Imports		Balance of trade		Re-exports
	Value	Percent share	Rank	Value	Percent share	Value	Percent share	Favorable (+) Unfavorable (-)		
2014	16,832,590	0.01	72	13,017,282	0.02	3,815,308	0.01	9,201,974 +	1,184	
2013	22,889,215	0.02	66	17,807,031	0.03	5,082,184	0.01	12,724,847 +	<i>b</i>	
2012	52,336,866	0.05	52	16,982,261	0.03	35,354,605	0.06	18,372,344 -	1,960	
2011	99,912,941	0.09	46	47,208,203	0.10	52,704,738	0.09	5,496,535 -	5,355	
El Salvador										
2015	1,775,075	<i>a</i>	125	1,490,684	<i>a</i>	284,391	<i>a</i>	1,206,293 +	<i>b</i>	
2014	4,662,232	<i>a</i>	97	4,445,970	0.01	216,262	<i>a</i>	4,229,708 +	<i>b</i>	
2013	4,907,294	<i>a</i>	95	4,740,102	0.01	167,192	<i>a</i>	4,572,910 +	<i>b</i>	
2012	1,079,599	<i>a</i>	135	733,737	<i>a</i>	345,862	<i>a</i>	387,875 +	<i>b</i>	
2011	734,911	<i>a</i>	135	699,718	<i>a</i>	35,193	<i>a</i>	664,525 -	28,732	
Equatorial Guinea, Republic of										
2015	22,931	<i>a</i>	200	22,931	<i>a</i>	<i>b</i>	<i>a</i>	22,931 +	<i>b</i>	
2014	3,009	<i>a</i>	215	1,249	<i>a</i>	1,760	<i>a</i>	511 -	<i>b</i>	
2013	15,472	<i>a</i>	210	15,101	<i>a</i>	<i>c</i>	<i>a</i>	14,730 +	<i>b</i>	
2012	<i>b</i>	0.00	-	<i>b</i>	<i>a</i>	<i>b</i>	<i>a</i>	<i>b</i>	<i>b</i>	
2011	<i>b</i>	0.00	-	<i>b</i>	<i>a</i>	<i>b</i>	<i>a</i>	<i>b</i>	<i>b</i>	
Eritrea										
2015	<i>c</i>	<i>a</i>	229	<i>c</i>	<i>a</i>	<i>b</i>	<i>a</i>	172 +	<i>b</i>	
2014	1,420	<i>a</i>	219	1,420	<i>a</i>	<i>b</i>	<i>a</i>	1,420 +	<i>b</i>	
2013	<i>b</i>	0.00	-	<i>b</i>	<i>a</i>	<i>b</i>	<i>a</i>	<i>b</i>	<i>b</i>	
2012	<i>b</i>	0.00	-	<i>b</i>	<i>a</i>	<i>b</i>	<i>a</i>	<i>b</i>	<i>b</i>	
2011	<i>b</i>	0.00	-	<i>b</i>	<i>a</i>	<i>b</i>	<i>a</i>	<i>b</i>	<i>b</i>	
Estonia										
2015	6,221,247	<i>a</i>	96	5,123,463	0.01	1,097,784	<i>a</i>	4,025,679 +	<i>b</i>	
2014	3,350,778	<i>a</i>	103	2,780,002	<i>a</i>	570,776	<i>a</i>	2,209,226 +	<i>b</i>	
2013	1,844,440	<i>a</i>	119	1,556,269	<i>a</i>	288,171	<i>a</i>	1,268,098 +	<i>b</i>	
2012	4,096,925	<i>a</i>	97	3,831,772	0.01	265,153	<i>a</i>	3,566,619 +	<i>b</i>	
2011	2,231,411	<i>a</i>	112	2,165,916	<i>a</i>	65,495	<i>a</i>	2,100,421 +	<i>b</i>	
Ethiopia										
2015	3,066,278	<i>a</i>	108	2,521,477	<i>a</i>	544,801	<i>a</i>	1,976,676 +	<i>b</i>	
2014	4,026,801	<i>a</i>	101	3,607,736	0.01	419,065	<i>a</i>	3,188,671 +	1,400	
2013	2,707,692	<i>a</i>	106	1,549,739	<i>a</i>	1,157,953	<i>a</i>	391,786 +	<i>b</i>	
2012	2,460,899	<i>a</i>	110	1,495,886	<i>a</i>	965,013	<i>a</i>	530,873 +	<i>b</i>	
2011	980,700	<i>a</i>	125	852,573	<i>a</i>	128,127	<i>a</i>	724,446 +	<i>b</i>	
Faeroe Islands										
2015	140,962	<i>a</i>	176	<i>b</i>	<i>a</i>	140,962	<i>a</i>	(140,962) -	<i>b</i>	
2014	166,597	<i>a</i>	172	<i>b</i>	<i>a</i>	166,597	<i>a</i>	166,597 -	<i>b</i>	
2013	225,727	<i>a</i>	168	<i>c</i>	<i>a</i>	225,420	<i>a</i>	225,113 -	<i>b</i>	
2012	<i>b</i>	0.00	-	<i>b</i>	<i>a</i>	<i>b</i>	<i>a</i>	<i>b</i>	<i>b</i>	
2011	226,803	<i>a</i>	162	119,197	<i>a</i>	107,606	<i>a</i>	11,591 +	<i>b</i>	
Falkland Islands (Malvinas)										
2015	<i>c</i>	<i>a</i>	226	<i>c</i>	<i>a</i>	<i>b</i>	<i>a</i>	414 +	<i>b</i>	
2014	<i>c</i>	<i>a</i>	224	<i>c</i>	<i>a</i>	<i>b</i>	<i>a</i>	153 +	<i>b</i>	
2013	119,384	<i>a</i>	185	<i>b</i>	<i>a</i>	119,384	<i>a</i>	119,384 -	<i>b</i>	
2012	<i>b</i>	0.00	-	<i>b</i>	<i>a</i>	<i>b</i>	<i>a</i>	<i>b</i>	<i>b</i>	
2011	<i>b</i>	0.00	-	<i>b</i>	<i>a</i>	<i>b</i>	<i>a</i>	<i>b</i>	<i>b</i>	
Fiji										
2015	2,195,113	<i>a</i>	118	1,159,206	<i>a</i>	1,035,907	<i>a</i>	123,299 +	1,139	
2014	1,194,358	<i>a</i>	130	1,184,273	<i>a</i>	10,085	<i>a</i>	1,174,188 +	<i>b</i>	
2013	1,642,778	<i>a</i>	124	1,615,812	<i>a</i>	26,966	<i>a</i>	1,588,846 +	3,647	
2012	1,370,876	<i>a</i>	125	1,308,814	<i>a</i>	62,062	<i>a</i>	1,246,752 +	<i>c</i>	
2011	1,564,457	<i>a</i>	117	1,475,067	<i>a</i>	89,390	<i>a</i>	1,385,677 +	8,618	
Finland										
2015	175,171,843	0.13	40	27,077,511	0.05	148,094,332	0.21	(121,016,821) -	39,703	
2014	180,505,611	0.14	35	48,679,671	0.08	131,825,940	0.20	83,146,269 -	46,572	
2013	164,659,562	0.14	40	65,383,511	0.12	99,276,051	0.16	33,892,540 -	47,081	
2012	243,505,877	0.21	33	115,474,747	0.22	128,031,130	0.21	12,556,383 -	18,637	
2011	259,176,961	0.24	34	130,853,241	0.27	128,323,720	0.21	2,529,521 +	8,343	
France										
2015	1,477,345,798	1.14	15	433,398,993	0.74	1,043,946,805	1.47	(610,547,812) -	1,045,945	
2014	2,571,855,224	2.02	13	331,635,112	0.53	2,240,220,112	3.43	1,908,585,000 -	2,864,969	
2013	1,923,406,046	1.61	14	308,287,318	0.54	1,615,118,728	2.59	1,306,831,410 -	722,449	
2012	1,245,275,909	1.09	17	359,619,496	0.69	885,656,413	1.43	526,036,917 -	1,402,659	
2011	1,144,166,692	1.05	18	430,088,215	0.89	714,078,477	1.18	283,990,262 -	7,780,499	
French Guiana										
2015	<i>c</i>	<i>a</i>	224	<i>b</i>	<i>a</i>	<i>c</i>	<i>a</i>	(503) -	<i>b</i>	
2014	2,486	<i>a</i>	217	1,680	<i>a</i>	<i>c</i>	<i>a</i>	874 +	<i>b</i>	
2013	<i>b</i>	0.00	-	<i>b</i>	<i>a</i>	<i>b</i>	<i>a</i>	<i>b</i>	<i>b</i>	

TABLE 3 - Continued

Country and Year	Total Trade			Exports ^{1/}		Imports		Balance of trade		Re-exports
	Value	Percent share	Rank	Value	Percent share	Value	Percent share	Favorable (+) Unfavorable (-)		
2012	<i>b</i>	0.00	-	<i>b</i>	<i>a</i>	<i>b</i>	<i>a</i>	<i>b</i>		<i>b</i>
2011	<i>b</i>	0.00	-	<i>b</i>	<i>a</i>	<i>b</i>	<i>a</i>	<i>b</i>		<i>b</i>
French Polynesia										
2015	1,990,622	<i>a</i>	121	1,982,282	<i>a</i>	8,340	<i>a</i>	1,973,942	+	<i>b</i>
2014	250,254	<i>a</i>	165	250,150	<i>a</i>	<i>c</i>	<i>a</i>	250,046	+	<i>b</i>
2013	205,010	<i>a</i>	172	204,854	<i>a</i>	<i>c</i>	<i>a</i>	204,698	+	<i>b</i>
2012	305,698	<i>a</i>	166	305,698	<i>a</i>	<i>b</i>	<i>a</i>	305,698	+	<i>b</i>
2011	2,096,715	<i>a</i>	114	1,638,865	<i>a</i>	457,850	<i>a</i>	1,181,015	+	<i>b</i>
French Southern Territory										
2015	87,232	<i>a</i>	184	<i>b</i>	<i>a</i>	87,232	<i>a</i>	(87,232)	-	<i>b</i>
2014	17,104	<i>a</i>	201	<i>b</i>	<i>a</i>	17,104	<i>a</i>	17,104	-	<i>b</i>
2013	30,973	<i>a</i>	203	30,973	<i>a</i>	<i>b</i>	<i>a</i>	30,973	+	<i>b</i>
2012	<i>b</i>	0.00	-	<i>b</i>	<i>a</i>	<i>b</i>	<i>a</i>	<i>b</i>		<i>b</i>
2011	<i>b</i>	0.00	-	<i>b</i>	<i>a</i>	<i>b</i>	<i>a</i>	<i>b</i>		<i>b</i>
Gabon										
2015	218,302	<i>a</i>	171	39,183	<i>a</i>	179,119	<i>a</i>	(139,936)	-	<i>b</i>
2014	419,303	<i>a</i>	152	96,173	<i>a</i>	323,130	<i>a</i>	226,957	-	<i>b</i>
2013	327,709	<i>a</i>	160	262,198	<i>a</i>	65,511	<i>a</i>	196,687	+	<i>c</i>
2012	281,449	<i>a</i>	169	83,113	<i>a</i>	198,336	<i>a</i>	115,223	-	<i>b</i>
2011	2,345,472	<i>a</i>	109	2,333,656	<i>a</i>	11,816	<i>a</i>	2,321,840	+	2,814
Gambia										
2015	73,659	<i>a</i>	186	70,412	<i>a</i>	3,247	<i>a</i>	67,165	+	<i>b</i>
2014	59,696	<i>a</i>	186	59,696	<i>a</i>	<i>b</i>	<i>a</i>	59,696	+	<i>b</i>
2013	19,425	<i>a</i>	205	19,425	<i>a</i>	<i>b</i>	<i>a</i>	19,425	+	<i>b</i>
2012	32,931	<i>a</i>	200	28,940	<i>a</i>	3,991	<i>a</i>	24,949	+	2,498
2011	104,678	<i>a</i>	177	104,678	<i>a</i>	<i>b</i>	<i>a</i>	104,678	+	3,501
Georgia										
2015	835,855	<i>a</i>	146	363,355	<i>a</i>	472,500	<i>a</i>	(109,145)	-	<i>b</i>
2014	462,618	<i>a</i>	149	436,958	<i>a</i>	25,660	<i>a</i>	411,298	+	<i>b</i>
2013	129,380	<i>a</i>	184	124,524	<i>a</i>	4,856	<i>a</i>	119,668	+	<i>b</i>
2012	759,754	<i>a</i>	143	759,754	<i>a</i>	<i>b</i>	<i>a</i>	759,754	+	<i>b</i>
2011	1,033,596	<i>a</i>	124	944,748	<i>a</i>	88,848	<i>a</i>	855,900	+	<i>b</i>
Germany										
2015	5,232,921,396	4.03	9	2,632,404,824	4.47	2,600,516,572	3.66	31,888,252	+	4,520,793
2014	5,374,865,389	4.22	9	2,657,350,878	4.28	2,717,514,511	4.16	60,163,633	-	2,687,229
2013	4,688,527,088	3.94	9	2,338,879,884	4.13	2,349,647,204	3.76	10,767,320	-	4,612,931
2012	3,427,793,161	3.00	12	1,956,091,708	3.75	1,471,701,453	2.37	484,390,255	+	14,152,938
2011	3,149,133,963	2.89	11	1,729,757,525	3.58	1,419,376,438	2.35	310,381,087	+	89,314,229
Ghana										
2015	4,515,872	<i>a</i>	102	4,095,722	0.01	420,150	<i>a</i>	3,675,572	+	<i>b</i>
2014	2,680,638	<i>a</i>	108	2,587,049	<i>a</i>	93,589	<i>a</i>	2,493,460	+	<i>b</i>
2013	2,370,177	<i>a</i>	111	2,355,871	<i>a</i>	14,306	<i>a</i>	2,341,565	+	3,212
2012	11,112,401	0.01	80	11,106,786	0.02	5,615	<i>a</i>	11,101,171	+	402,878
2011	14,789,095	0.01	73	14,784,989	0.03	4,106	<i>a</i>	14,780,883	+	75,247
Gibraltar										
2015	<i>c</i>	<i>a</i>	222	<i>c</i>	<i>a</i>	<i>b</i>	<i>a</i>	860	+	<i>b</i>
2014	21,160	<i>a</i>	199	<i>b</i>	<i>a</i>	21,160	<i>a</i>	21,160	-	<i>b</i>
2013	<i>c</i>	<i>a</i>	223	<i>c</i>	<i>a</i>	<i>b</i>	<i>a</i>	917	+	<i>b</i>
2012	<i>b</i>	0.00	-	<i>b</i>	<i>a</i>	<i>b</i>	<i>a</i>	<i>b</i>		<i>b</i>
2011	2,113	<i>a</i>	209	2,028	<i>a</i>	<i>c</i>	<i>a</i>	1,943	+	<i>b</i>
Greece										
2015	15,793,212	0.01	71	7,396,729	0.01	8,396,483	0.01	(999,754)	-	<i>b</i>
2014	16,002,145	0.01	73	5,865,165	0.01	10,136,980	0.02	4,271,815	-	<i>c</i>
2013	14,258,784	0.01	75	9,079,564	0.02	5,179,220	0.01	3,900,344	+	<i>b</i>
2012	35,612,061	0.03	56	31,812,859	0.06	3,799,202	0.01	28,013,657	+	<i>b</i>
2011	16,243,398	0.01	68	13,649,035	0.03	2,594,363	<i>a</i>	11,054,672	+	<i>b</i>
Greenland										
2015	58,775	<i>a</i>	190	<i>b</i>	<i>a</i>	58,775	<i>a</i>	(58,775)	-	<i>b</i>
2014	58,184	<i>a</i>	187	58,184	<i>a</i>	<i>b</i>	<i>a</i>	58,184	+	<i>b</i>
2013	<i>b</i>	0.00	-	<i>b</i>	<i>a</i>	<i>b</i>	<i>a</i>	<i>b</i>		<i>b</i>
2012	4,119	<i>a</i>	208	4,119	<i>a</i>	<i>b</i>	<i>a</i>	4,119	+	<i>b</i>
2011	<i>c</i>	<i>a</i>	215	<i>c</i>	<i>a</i>	<i>b</i>	<i>a</i>	767	+	<i>b</i>
Grenada										
2015	16,548	<i>a</i>	204	16,548	<i>a</i>	<i>b</i>	<i>a</i>	16,548	+	<i>b</i>
2014	22,173	<i>a</i>	198	22,173	<i>a</i>	<i>b</i>	<i>a</i>	22,173	+	<i>b</i>
2013	153,365	<i>a</i>	177	153,365	<i>a</i>	<i>b</i>	<i>a</i>	153,365	+	<i>b</i>
2012	<i>b</i>	0.00	-	<i>b</i>	<i>a</i>	<i>b</i>	<i>a</i>	<i>b</i>		<i>b</i>
2011	<i>c</i>	<i>a</i>	213	<i>c</i>	<i>a</i>	<i>c</i>	<i>a</i>	294	+	<i>b</i>

TABLE 3 - Continued

Country and Year	Total Trade			Exports ^{1/}		Imports		Balance of trade		Re-exports
	Value	Percent share	Rank	Value	Percent share	Value	Percent share	Favorable (+) Unfavorable (-)		
Guadeloupe										
2015	17,907	<i>a</i>	202	17,883	<i>a</i>	<i>c</i>	<i>a</i>	17,859	+	<i>b</i>
2014	209,439	<i>a</i>	167	209,413	<i>a</i>	<i>c</i>	<i>a</i>	209,387	+	<i>b</i>
2013	88,314	<i>a</i>	193	88,314	<i>a</i>	<i>b</i>	<i>a</i>	88,314	+	<i>b</i>
2012	141,965	<i>a</i>	183	141,965	<i>a</i>	<i>b</i>	<i>a</i>	141,965	+	<i>b</i>
2011	120,229	<i>a</i>	174	120,229	<i>a</i>	<i>b</i>	<i>a</i>	120,229	+	<i>b</i>
Guam										
2015	17,657,432	0.01	68	16,373,630	0.03	1,283,802	<i>a</i>	15,089,828	+	159,861
2014	19,992,137	0.02	68	18,933,011	0.03	1,059,126	<i>a</i>	17,873,885	+	52,385
2013	14,968,755	0.01	74	13,006,041	0.02	1,962,714	<i>a</i>	11,043,327	+	784,423
2012	13,281,732	0.01	76	12,140,863	0.02	1,140,869	<i>a</i>	10,999,994	+	29,960
2011	15,068,837	0.01	72	14,487,066	0.03	581,771	<i>a</i>	13,905,295	+	89,005
Guatemala										
2015	2,051,315	<i>a</i>	120	1,159,240	<i>a</i>	892,075	<i>a</i>	267,165	+	<i>b</i>
2014	1,302,375	<i>a</i>	128	997,715	<i>a</i>	304,660	<i>a</i>	693,055	+	1,500
2013	4,287,144	<i>a</i>	99	786,557	<i>a</i>	3,500,587	0.01	2,714,030	-	<i>b</i>
2012	2,941,692	<i>a</i>	105	2,649,524	0.01	292,168	<i>a</i>	2,357,356	+	<i>b</i>
2011	2,233,039	<i>a</i>	111	2,131,880	<i>a</i>	101,159	<i>a</i>	2,030,721	+	<i>b</i>
Guinea										
2015	123,118	<i>a</i>	179	123,118	<i>a</i>	<i>b</i>	<i>a</i>	123,118	+	<i>b</i>
2014	269,457	<i>a</i>	161	267,093	<i>a</i>	2,364	<i>a</i>	264,729	+	<i>b</i>
2013	92,906	<i>a</i>	192	92,906	<i>a</i>	<i>b</i>	<i>a</i>	92,906	+	<i>b</i>
2012	2,369,569	<i>a</i>	112	2,341,595	<i>a</i>	27,974	<i>a</i>	2,313,621	+	<i>b</i>
2011	2,849,500	<i>a</i>	106	2,849,500	0.01	<i>b</i>	<i>a</i>	2,849,500	+	11,585
Guinea Bissau, Republic of										
2015	11,983	<i>a</i>	209	11,051	<i>a</i>	<i>c</i>	<i>a</i>	10,119	+	<i>b</i>
2014	25,270	<i>a</i>	197	25,270	<i>a</i>	<i>b</i>	<i>a</i>	25,270	+	<i>b</i>
2013	11,084	<i>a</i>	213	11,084	<i>a</i>	<i>b</i>	<i>a</i>	11,084	+	<i>b</i>
2012	175,770	<i>a</i>	177	175,770	<i>a</i>	<i>b</i>	<i>a</i>	175,770	+	<i>b</i>
2011	376,613	<i>a</i>	157	376,613	<i>a</i>	<i>b</i>	<i>a</i>	376,613	+	<i>b</i>
Guyana (British Guinea)										
2015	108,283	<i>a</i>	181	<i>c</i>	<i>a</i>	107,811	<i>a</i>	(107,339)	-	<i>b</i>
2014	<i>c</i>	<i>a</i>	225	<i>c</i>	<i>a</i>	<i>b</i>	<i>a</i>	140	+	<i>b</i>
2013	16,721	<i>a</i>	209	<i>b</i>	<i>a</i>	16,721	<i>a</i>	16,721	-	<i>b</i>
2012	97,981	<i>a</i>	188	<i>c</i>	<i>a</i>	97,431	<i>a</i>	96,881	-	<i>b</i>
2011	<i>c</i>	<i>a</i>	217	<i>b</i>	<i>a</i>	<i>c</i>	<i>a</i>	29	-	<i>b</i>
Haiti										
2015	309,721	<i>a</i>	162	292,090	<i>a</i>	17,631	<i>a</i>	274,459	+	<i>b</i>
2014	164,455	<i>a</i>	173	102,315	<i>a</i>	62,140	<i>a</i>	40,175	+	<i>b</i>
2013	67,869	<i>a</i>	195	45,786	<i>a</i>	22,083	<i>a</i>	23,703	+	<i>b</i>
2012	350,731	<i>a</i>	162	347,637	<i>a</i>	3,094	<i>a</i>	344,543	+	<i>c</i>
2011	444,516	<i>a</i>	155	426,651	<i>a</i>	17,865	<i>a</i>	408,786	+	<i>c</i>
Heard and McDonald Island										
2015	12,586	<i>a</i>	206	<i>b</i>	<i>a</i>	12,586	<i>a</i>	(12,586)	-	<i>b</i>
2014	14,506	<i>a</i>	203	14,506	<i>a</i>	<i>b</i>	<i>a</i>	14,506	+	<i>b</i>
2013	<i>b</i>	0.00	-	<i>b</i>	<i>a</i>	<i>b</i>	<i>a</i>	<i>b</i>		<i>b</i>
2012	<i>c</i>	<i>a</i>	215	<i>c</i>	<i>a</i>	<i>b</i>	<i>a</i>	806	+	<i>b</i>
2011	4,705	<i>a</i>	206	4,705	<i>a</i>	<i>b</i>	<i>a</i>	4,705	+	<i>b</i>
Honduras, Republic of										
2015	1,023,673	<i>a</i>	140	147,975	<i>a</i>	875,698	<i>a</i>	(727,723)	-	<i>b</i>
2014	1,685,481	<i>a</i>	118	826,935	<i>a</i>	858,546	<i>a</i>	31,611	-	<i>b</i>
2013	1,886,405	<i>a</i>	117	1,168,723	<i>a</i>	717,682	<i>a</i>	451,041	+	<i>b</i>
2012	1,246,273	<i>a</i>	129	902,893	<i>a</i>	343,380	<i>a</i>	559,513	+	11,000
2011	2,213,920	<i>a</i>	113	2,140,778	<i>a</i>	73,142	<i>a</i>	2,067,636	+	<i>c</i>
Hong Kong										
2015	8,231,075,893	6.34	5	6,390,930,384	10.86	1,840,145,509	2.59	4,550,784,875	+	10,043,478
2014	7,172,056,163	5.63	6	5,511,728,430	8.88	1,660,327,733	2.54	3,851,400,697	+	7,363,303
2013	5,839,796,332	4.90	7	4,541,472,505	8.01	1,298,323,827	2.08	3,243,148,678	+	5,253,472
2012	6,241,600,734	5.46	7	4,775,944,360	9.17	1,465,656,374	2.36	3,310,287,986	+	11,732,751
2011	5,211,496,843	4.79	8	3,701,459,904	7.66	1,510,036,939	2.50	2,191,422,965	+	29,281,782
Hungary										
2015	198,732,318	0.15	38	187,110,600	0.32	11,621,718	0.02	175,488,882	+	57,355
2014	158,323,187	0.12	38	145,040,235	0.23	13,282,952	0.02	131,757,283	+	40,207
2013	174,298,167	0.15	39	164,003,171	0.29	10,294,996	0.02	153,708,175	+	25,612
2012	156,494,834	0.14	40	143,204,350	0.27	13,290,484	0.02	129,913,866	+	96,464
2011	173,142,958	0.16	40	166,954,625	0.35	6,188,333	0.01	160,766,292	+	7,836
Iceland										
2015	314,199	<i>a</i>	161	123,255	<i>a</i>	190,944	<i>a</i>	(67,689)	-	<i>b</i>

TABLE 3 - Continued

Country and Year	Total Trade			Exports ^{1/}		Imports		Balance of trade		Re-exports
	Value	Percent share	Rank	Value	Percent share	Value	Percent share	Favorable (+) Unfavorable (-)		
2014	751,860	<i>a</i>	138	50,572	<i>a</i>	701,288	<i>a</i>	650,716 -	<i>b</i>	
2013	1,871,038	<i>a</i>	118	80,812	<i>a</i>	1,790,226	<i>a</i>	1,709,414 -	<i>b</i>	
2012	1,098,089	<i>a</i>	134	290,888	<i>a</i>	807,201	<i>a</i>	516,313 -	<i>b</i>	
2011	567,527	<i>a</i>	147	515,203	<i>a</i>	52,324	<i>a</i>	462,879 +	<i>b</i>	
India										
2015	1,446,092,016	1.11	16	381,628,155	0.65	1,064,463,861	1.50	(682,835,706) -	1,579,286	
2014	1,278,185,095	1.00	17	299,263,886	0.48	978,921,209	1.50	679,657,323 -	2,262,236	
2013	1,010,739,058	0.85	20	298,364,508	0.53	712,374,550	1.14	414,010,042 -	1,725,036	
2012	1,005,026,967	0.88	19	326,832,171	0.63	678,194,796	1.09	351,362,625 -	1,271,180	
2011	1,055,255,557	0.97	19	388,301,331	0.80	666,954,226	1.10	278,652,895 -	2,421,911	
Indonesia										
2015	3,681,097,431	2.83	11	650,478,148	1.11	3,030,619,283	4.26	(2,380,141,135) -	5,795,188	
2014	3,797,232,635	2.98	11	759,658,798	1.22	3,037,573,837	4.64	2,277,915,039 -	4,318,533	
2013	3,624,257,963	3.04	11	835,130,518	1.47	2,789,127,445	4.47	1,953,996,927 -	5,466,796	
2012	3,606,177,350	3.16	9	839,639,548	1.61	2,766,537,802	4.45	1,926,898,254 -	11,365,303	
2011	3,086,381,603	2.84	12	627,235,143	1.30	2,459,146,460	4.06	1,831,911,317 -	12,164,793	
Iran										
2015	87,374,119	0.07	51	64,458,525	0.11	22,915,594	0.03	41,542,931 +	<i>b</i>	
2014	79,610,281	0.06	49	69,292,761	0.11	10,317,520	0.02	58,975,241 +	<i>c</i>	
2013	149,174,978	0.13	42	54,682,609	0.10	94,492,369	0.15	39,809,760 -	<i>b</i>	
2012	369,315,733	0.32	29	34,166,077	0.07	335,149,656	0.54	300,983,579 -	<i>b</i>	
2011	904,117,349	0.83	20	47,102,406	0.10	857,014,943	1.42	809,912,537 -	86,924	
Iraq										
2015	4,690,071	<i>a</i>	101	4,663,048	0.01	27,023	<i>a</i>	4,636,025 +	<i>c</i>	
2014	6,100,730	<i>a</i>	91	6,083,506	0.01	17,224	<i>a</i>	6,066,282 +	<i>b</i>	
2013	6,558,394	0.01	88	6,515,300	0.01	43,094	<i>a</i>	6,472,206 +	<i>b</i>	
2012	1,171,334	<i>a</i>	131	1,028,937	<i>a</i>	142,397	<i>a</i>	886,540 +	2,888	
2011	719,648	<i>a</i>	137	426,512	<i>a</i>	293,136	<i>a</i>	133,376 +	5,009	
Ireland										
2015	203,292,973	0.16	36	55,318,596	0.09	147,974,377	0.21	(92,655,781) -	70,138	
2014	311,407,096	0.24	31	33,365,083	0.05	278,042,013	0.43	244,676,930 -	40,100	
2013	177,708,154	0.15	37	33,960,547	0.06	143,747,607	0.23	109,787,060 -	165,680	
2012	375,876,787	0.33	28	28,598,452	0.05	347,278,335	0.56	318,679,883 -	192,361	
2011	264,284,473	0.24	33	23,489,681	0.05	240,794,792	0.40	217,305,111 -	1,275,556	
Israel										
2015	150,219,992	0.12	41	46,233,702	0.08	103,986,290	0.15	(57,752,588) -	316,424	
2014	124,588,556	0.10	42	62,752,110	0.10	61,836,446	0.09	915,664 +	444,910	
2013	177,124,260	0.15	38	84,070,360	0.15	93,053,900	0.15	8,983,540 -	446,366	
2012	165,237,565	0.14	39	72,763,408	0.14	92,474,157	0.15	19,710,749 -	2,685,896	
2011	206,217,267	0.19	37	52,521,989	0.11	153,695,278	0.25	101,173,289 -	454,766	
Italy										
2015	617,196,386	0.48	23	189,696,684	0.32	427,499,702	0.60	(237,803,018) -	34,055	
2014	548,415,522	0.43	25	188,912,274	0.30	359,503,248	0.55	170,590,974 -	128,309	
2013	572,665,069	0.48	25	225,412,531	0.40	347,252,538	0.56	121,840,007 -	2,301,149	
2012	512,145,189	0.45	25	218,601,793	0.42	293,543,396	0.47	74,941,603 -	790,451	
2011	587,730,275	0.54	24	289,250,000	0.60	298,480,275	0.49	9,230,275 -	1,772,192	
Jamaica										
2015	2,494,855	<i>a</i>	117	362,877	<i>a</i>	2,131,978	<i>a</i>	(1,769,101) -	<i>b</i>	
2014	927,726	<i>a</i>	135	424,298	<i>a</i>	503,428	<i>a</i>	79,130 -	<i>b</i>	
2013	1,235,577	<i>a</i>	133	401,494	<i>a</i>	834,083	<i>a</i>	432,589 -	<i>b</i>	
2012	1,066,666	<i>a</i>	136	644,870	<i>a</i>	421,796	<i>a</i>	223,074 +	<i>b</i>	
2011	849,728	<i>a</i>	129	708,927	<i>a</i>	140,801	<i>a</i>	568,126 +	<i>b</i>	
Japan ^{6/}										
2015	18,669,024,393	14.37	1	12,300,521,376	20.91	6,368,503,017	8.96	5,932,018,359 +	9,907,871	
2014	19,153,527,738	15.02	1	13,901,345,318	22.38	5,252,182,420	8.03	8,649,162,898 +	11,375,521	
2013	17,272,945,655	14.50	1	12,048,496,171	21.25	5,224,449,484	8.37	6,824,046,687 -	27,832,162	
2012	16,350,105,393	14.31	1	9,880,509,777	18.96	6,469,595,616	10.41	3,410,914,161 +	70,992,683	
2011	15,402,520,266	14.16	1	8,886,139,984	18.40	6,516,380,282	10.77	2,369,759,702 +	87,578,488	
Jordan										
2015	6,501,693	0.01	95	2,193,240	<i>a</i>	4,308,453	0.01	(2,115,213) -	<i>c</i>	
2014	10,133,423	0.01	78	2,900,059	<i>a</i>	7,233,364	0.01	4,333,305 -	<i>b</i>	
2013	18,790,352	0.02	72	7,670,625	0.01	11,119,727	0.02	3,449,102 -	<i>b</i>	
2012	29,350,040	0.03	62	8,024,480	0.02	21,325,560	0.03	13,301,080 -	<i>c</i>	
2011	42,762,865	0.04	54	10,482,768	0.02	32,280,097	0.05	21,797,329 -	<i>b</i>	
Kazakhstan ^{7/}										
2015	420,929	<i>a</i>	156	347,153	<i>a</i>	73,776	<i>a</i>	273,377 +	<i>b</i>	
2014	1,333,966	<i>a</i>	127	999,088	<i>a</i>	334,878	<i>a</i>	664,210 +	<i>b</i>	
2013	607,507	<i>a</i>	146	483,922	<i>a</i>	123,585	<i>a</i>	360,337 +	<i>b</i>	

TABLE 3 - Continued

Country and Year	Total Trade			Exports ^{1/}		Imports		Balance of trade		Re-exports
	Value	Percent share	Rank	Value	Percent share	Value	Percent share	Favorable (+) Unfavorable (-)		
2012	783,315	<i>a</i>	142	776,648	<i>a</i>	6,667	<i>a</i>	769,981 +	<i>b</i>	
2011	1,377,298	<i>a</i>	121	1,125,377	<i>a</i>	251,921	<i>a</i>	873,456 +	<i>b</i>	
Kenya										
2015	15,841,246	0.01	70	4,615,581	0.01	11,225,665	0.02	(6,610,084) -	30,738	
2014	13,162,898	0.01	75	9,465,871	0.02	3,697,027	0.01	5,768,844 +	<i>b</i>	
2013	4,951,553	<i>a</i>	94	3,005,571	0.01	1,945,982	<i>a</i>	1,059,589 +	32,998	
2012	6,916,377	0.01	86	6,057,486	0.01	858,891	<i>a</i>	5,198,595 +	155,782	
2011	8,752,002	0.01	80	5,567,437	0.01	3,184,565	0.01	2,382,872 +	101,503	
Kiribati										
2015	2,763,388	<i>a</i>	111	188,829	<i>a</i>	2,574,559	<i>a</i>	(2,385,730) -	<i>b</i>	
2014	555,263	<i>a</i>	145	555,263	<i>a</i>	<i>b</i>	<i>a</i>	555,263 +	<i>b</i>	
2013	149,494	<i>a</i>	180	149,494	<i>a</i>	<i>b</i>	<i>a</i>	149,494 +	<i>b</i>	
2012	202,675	<i>a</i>	174	202,675	<i>a</i>	<i>b</i>	<i>a</i>	202,675 +	1,172	
2011	191,016	<i>a</i>	166	191,016	<i>a</i>	<i>b</i>	<i>a</i>	191,016 +	<i>b</i>	
Korea, Democratic People's Republic of										
2015	118,153,767	0.09	48	54,928,934	0.09	63,224,833	0.09	(8,295,899) -	402,968	
2014	46,142,320	0.04	58	46,130,963	0.07	11,357	<i>a</i>	46,119,606 +	<i>b</i>	
2013	22,046,083	0.02	69	22,045,333	0.04	<i>c</i>	<i>a</i>	22,044,583 +	<i>b</i>	
2012	6,916,656	0.01	85	6,916,656	0.01	<i>b</i>	<i>a</i>	6,916,656 +	<i>b</i>	
2011	19,894,601	0.02	62	19,894,601	0.04	<i>b</i>	<i>a</i>	19,894,601 -	<i>b</i>	
Korea, Republic of										
2015	7,083,795,446	5.45	8	2,426,364,552	4.12	4,657,430,894	6.55	(2,231,066,342) -	2,721,008	
2014	7,643,724,292	6.00	5	2,560,594,867	4.12	5,083,129,425	7.77	2,522,534,558 -	4,094,871	
2013	8,221,492,330	6.90	5	3,399,765,182	6.00	4,821,727,148	7.73	1,421,961,966 -	7,437,423	
2012	7,408,017,286	6.49	5	2,882,067,065	5.53	4,525,950,221	7.28	1,643,883,156 -	27,852,909	
2011	6,656,758,838	6.12	5	2,237,228,348	4.63	4,419,530,490	7.31	2,182,302,142 -	24,115,390	
Kosovo										
2015	<i>b</i>	0.00	-	<i>b</i>	<i>a</i>	<i>b</i>	<i>a</i>	<i>b</i>	<i>b</i>	
2014	<i>b</i>	0.00	-	<i>b</i>	<i>a</i>	<i>b</i>	<i>a</i>	<i>b</i>	<i>b</i>	
2013	<i>c</i>	<i>a</i>	229	<i>b</i>	<i>a</i>	<i>c</i>	<i>a</i>	108 -	<i>b</i>	
2012	<i>b</i>	0.00	-	<i>b</i>	<i>a</i>	<i>b</i>	<i>a</i>	<i>b</i>	<i>b</i>	
2011	<i>b</i>	0.00	-	<i>b</i>	<i>a</i>	<i>b</i>	<i>a</i>	<i>b</i>	<i>b</i>	
Kuwait										
2015	713,932,865	0.55	22	36,670,539	0.06	677,262,326	0.95	(640,591,787) -	1,048	
2014	81,346,882	0.06	48	49,774,412	0.08	31,572,470	0.05	18,201,942 +	6,912	
2013	129,070,431	0.11	45	46,552,928	0.08	82,517,503	0.13	35,964,575 -	72,468	
2012	64,684,136	0.06	47	37,165,839	0.07	27,518,297	0.04	9,647,542 +	1,370	
2011	69,094,742	0.06	51	33,528,576	0.07	35,566,166	0.06	2,037,590 -	3,062,558	
Kyrgyzstan										
2015	557,389	<i>a</i>	151	34,058	<i>a</i>	523,331	<i>a</i>	(489,273) -	<i>b</i>	
2014	1,466,404	<i>a</i>	124	1,153,127	<i>a</i>	313,277	<i>a</i>	839,850 +	<i>b</i>	
2013	101,942	<i>a</i>	189	100,719	<i>a</i>	1,223	<i>a</i>	99,496 +	<i>b</i>	
2012	11,670	<i>a</i>	203	11,670	<i>a</i>	<i>b</i>	<i>a</i>	11,670 +	<i>b</i>	
2011	499,805	<i>a</i>	153	55,045	<i>a</i>	444,760	<i>a</i>	389,715 -	<i>b</i>	
Lao People's Democratic Republic (Laos)										
2015	1,462,167	<i>a</i>	130	1,115,875	<i>a</i>	346,292	<i>a</i>	769,583 +	<i>c</i>	
2014	560,107	<i>a</i>	144	109,540	<i>a</i>	450,567	<i>a</i>	341,027 -	<i>b</i>	
2013	810,238	<i>a</i>	141	799,528	<i>a</i>	10,710	<i>a</i>	788,818 +	<i>c</i>	
2012	580,512	<i>a</i>	149	541,782	<i>a</i>	38,730	<i>a</i>	503,052 +	<i>b</i>	
2011	698,397	<i>a</i>	143	611,276	<i>a</i>	87,121	<i>a</i>	524,155 +	5,625	
Latvia										
2015	1,236,712	<i>a</i>	133	817,056	<i>a</i>	419,656	<i>a</i>	397,400 +	<i>b</i>	
2014	1,490,924	<i>a</i>	123	1,272,680	<i>a</i>	218,244	<i>a</i>	1,054,436 +	<i>b</i>	
2013	1,844,225	<i>a</i>	120	1,588,806	<i>a</i>	255,419	<i>a</i>	1,333,387 +	<i>b</i>	
2012	1,190,947	<i>a</i>	130	1,132,285	<i>a</i>	58,662	<i>a</i>	1,073,623 +	<i>b</i>	
2011	1,516,122	<i>a</i>	119	1,415,313	<i>a</i>	100,809	<i>a</i>	1,314,504 +	<i>b</i>	
Lebanon										
2015	9,255,702	0.01	84	8,995,517	0.02	260,185	<i>a</i>	8,735,332 +	<i>b</i>	
2014	4,660,635	<i>a</i>	98	4,338,464	0.01	322,171	<i>a</i>	4,016,293 +	<i>b</i>	
2013	4,825,393	<i>a</i>	96	4,580,741	0.01	244,652	<i>a</i>	4,336,089 +	<i>b</i>	
2012	3,836,768	<i>a</i>	101	3,552,244	0.01	284,524	<i>a</i>	3,267,720 +	6,587	
2011	7,022,176	0.01	86	6,925,419	0.01	96,757	<i>a</i>	6,828,662 +	<i>c</i>	
Lesotho										
2015	50,817	<i>a</i>	192	<i>b</i>	<i>a</i>	50,817	<i>a</i>	(50,817) -	<i>b</i>	
2014	89,048	<i>a</i>	182	<i>b</i>	<i>a</i>	89,048	<i>a</i>	89,048 -	<i>b</i>	
2013	225,381	<i>a</i>	169	225,381	<i>a</i>	<i>b</i>	<i>a</i>	225,381 +	<i>c</i>	
2012	1,558	<i>a</i>	213	1,558	<i>a</i>	<i>b</i>	<i>a</i>	1,558 +	<i>c</i>	
2011	<i>c</i>	<i>a</i>	214	<i>c</i>	<i>a</i>	<i>b</i>	<i>a</i>	880 +	<i>c</i>	

TABLE 3 - Continued

Country and Year	Total Trade			Exports ^{1/}		Imports		Balance of trade		Re-exports
	Value	Percent share	Rank	Value	Percent share	Value	Percent share	Favorable (+) Unfavorable (-)		
Liberia										
2015	564,840,222	0.43	25	564,822,399	0.96	17,823	<i>a</i>	564,804,576	+	<i>b</i>
2014	135,053,587	0.11	41	135,004,651	0.22	48,936	<i>a</i>	134,955,715	+	<i>b</i>
2013	273,649,011	0.23	32	273,576,918	0.48	72,093	<i>a</i>	273,504,825	+	<i>b</i>
2012	10,168,527	0.01	82	2,069,159	<i>a</i>	8,099,368	0.01	6,030,209	-	11,645
2011	77,345	<i>a</i>	184	74,581	<i>a</i>	2,764	<i>a</i>	71,817	+	<i>b</i>
Libyan Arab Jamahiriya										
2015	1,602,995	<i>a</i>	127	1,600,889	<i>a</i>	2,106	<i>a</i>	1,598,783	+	<i>b</i>
2014	605,903	<i>a</i>	143	604,214	<i>a</i>	1,689	<i>a</i>	602,525	+	<i>b</i>
2013	1,494,812	<i>a</i>	127	1,477,725	<i>a</i>	17,087	<i>a</i>	1,460,638	+	<i>b</i>
2012	1,673,872	<i>a</i>	119	1,673,719	<i>a</i>	<i>c</i>	<i>a</i>	1,673,566	+	<i>b</i>
2011	98,902	<i>a</i>	178	54,728	<i>a</i>	44,174	<i>a</i>	10,554	+	<i>b</i>
Liechtenstein										
2015	14,122,506	0.01	75	11,845,211	0.02	2,277,295	<i>a</i>	9,567,916	+	<i>b</i>
2014	12,075,300	0.01	76	10,150,941	0.02	1,924,359	<i>a</i>	8,226,582	+	<i>b</i>
2013	10,290,242	0.01	80	8,848,249	0.02	1,441,993	<i>a</i>	7,406,256	+	<i>b</i>
2012	11,006,977	0.01	81	10,426,596	0.02	580,381	<i>a</i>	9,846,215	+	<i>b</i>
2011	5,399,263	<i>a</i>	93	5,099,784	0.01	299,479	<i>a</i>	4,800,305	+	33,022
Lithuania										
2015	7,660,080	0.01	87	3,839,395	0.01	3,820,685	0.01	18,710	+	<i>b</i>
2014	10,107,347	0.01	79	6,711,966	0.01	3,395,381	0.01	3,316,585	+	3,000
2013	6,106,407	0.01	90	3,637,525	0.01	2,468,882	<i>a</i>	1,168,643	+	<i>b</i>
2012	15,244,582	0.01	72	4,132,169	0.01	11,112,413	0.02	6,980,244	-	<i>b</i>
2011	8,081,584	0.01	82	2,961,983	0.01	5,119,601	0.01	2,157,618	-	<i>b</i>
Luxembourg										
2015	7,707,111	0.01	86	6,237,091	0.01	1,470,020	<i>a</i>	4,767,071	+	<i>b</i>
2014	8,355,944	0.01	84	7,106,086	0.01	1,249,858	<i>a</i>	5,856,228	+	25,000
2013	10,146,799	0.01	82	7,532,165	0.01	2,614,634	<i>a</i>	4,917,531	+	<i>c</i>
2012	6,344,890	0.01	91	5,321,586	0.01	1,023,304	<i>a</i>	4,298,282	+	<i>b</i>
2011	5,392,080	<i>a</i>	94	4,385,806	0.01	1,006,274	<i>a</i>	3,379,532	+	<i>b</i>
Macao, China										
2015	34,321,704	0.03	63	21,042,477	0.04	13,279,227	0.02	7,763,250	+	13,460
2014	28,888,535	0.02	63	19,599,406	0.03	9,289,129	0.01	10,310,277	+	65,634
2013	28,539,871	0.02	63	20,269,023	0.04	8,270,848	0.01	11,998,175	+	44,915
2012	31,361,618	0.03	60	28,538,998	0.05	2,822,620	<i>a</i>	25,716,378	+	163,333
2011	27,789,148	0.03	60	22,356,936	0.05	5,432,212	0.01	16,924,724	+	14,078
Macedonia, The Former Yugoslav Republic of										
2015	548,867	<i>a</i>	152	39,128	<i>a</i>	509,739	<i>a</i>	(470,611)	-	<i>b</i>
2014	46,138	<i>a</i>	192	24,320	<i>a</i>	21,818	<i>a</i>	2,502	+	<i>b</i>
2013	264,888	<i>a</i>	166	74,424	<i>a</i>	190,464	<i>a</i>	116,040	-	<i>b</i>
2012	499,692	<i>a</i>	155	372,039	<i>a</i>	127,653	<i>a</i>	244,386	+	<i>b</i>
2011	866,901	<i>a</i>	127	696,318	<i>a</i>	170,583	<i>a</i>	525,735	+	<i>b</i>
Madagascar, Democratic Republic										
2015	247,768	<i>a</i>	167	226,230	<i>a</i>	21,538	<i>a</i>	204,692	+	<i>b</i>
2014	38,583	<i>a</i>	195	9,996	<i>a</i>	28,587	<i>a</i>	18,591	-	<i>b</i>
2013	255,711	<i>a</i>	167	19,359	<i>a</i>	236,352	<i>a</i>	216,993	-	<i>b</i>
2012	3,142,540	<i>a</i>	104	3,142,540	0.01	<i>b</i>	<i>a</i>	3,142,540	+	<i>b</i>
2011	7,076,412	0.01	85	7,041,207	0.01	35,205	<i>a</i>	7,006,002	+	2,830
Malawi										
2015	7,617,971	0.01	89	4,729	<i>a</i>	7,613,242	0.01	(7,608,513)	-	<i>b</i>
2014	8,785,146	0.01	83	149,452	<i>a</i>	8,635,694	0.01	8,486,242	-	<i>b</i>
2013	6,743,317	0.01	87	53,793	<i>a</i>	6,689,524	0.01	6,635,731	-	<i>b</i>
2012	4,760,701	<i>a</i>	94	101,466	<i>a</i>	4,659,235	0.01	4,557,769	-	<i>b</i>
2011	10,631,890	0.01	78	222,209	<i>a</i>	10,409,681	0.02	10,187,472	-	<i>b</i>
Malaysia ^{8/}										
2015	4,644,654,901	3.58	10	1,204,118,502	2.05	3,440,536,399	4.84	(2,236,417,897)	-	27,806,349
2014	4,291,927,738	3.37	10	1,160,736,605	1.87	3,131,191,133	4.79	1,970,454,528	-	7,562,935
2013	3,671,261,644	3.08	10	1,375,269,939	2.43	2,295,991,705	3.68	920,721,766	-	6,131,718
2012	3,521,710,209	3.08	11	1,017,994,309	1.95	2,503,715,900	4.03	1,485,721,591	-	21,082,354
2011	3,739,347,013	3.44	9	1,099,075,936	2.28	2,640,271,077	4.36	1,541,195,141	-	31,613,320
Maldives										
2015	1,474,104	<i>a</i>	128	1,367,214	<i>a</i>	106,890	<i>a</i>	1,260,324	+	<i>c</i>
2014	1,516,010	<i>a</i>	122	1,460,555	<i>a</i>	55,455	<i>a</i>	1,405,100	+	<i>b</i>
2013	1,079,672	<i>a</i>	136	832,514	<i>a</i>	247,158	<i>a</i>	585,356	+	<i>b</i>
2012	2,187,556	<i>a</i>	114	1,901,149	<i>a</i>	286,407	<i>a</i>	1,614,742	+	3,525
2011	1,522,073	<i>a</i>	118	1,298,556	<i>a</i>	223,517	<i>a</i>	1,075,039	+	<i>b</i>
Mali										
2015	44,512	<i>a</i>	194	16,564	<i>a</i>	27,948	<i>a</i>	(11,384)	-	<i>b</i>

TABLE 3 - Continued

Country and Year	Total Trade			Exports ^{1/}		Imports		Balance of trade		Re-exports
	Value	Percent share	Rank	Value	Percent share	Value	Percent share	Favorable (+) Unfavorable (-)		
2014	47,721	<i>a</i>	190	47,374	<i>a</i>	<i>c</i>	<i>a</i>	47,027 +	<i>b</i>	
2013	157,756	<i>a</i>	175	156,417	<i>a</i>	1,339	<i>a</i>	155,078 +	<i>b</i>	
2012	839,454	<i>a</i>	139	838,779	<i>a</i>	<i>c</i>	<i>a</i>	838,104 +	<i>b</i>	
2011	4,226,660	<i>a</i>	97	4,226,660	0.01	<i>b</i>	<i>a</i>	4,226,660 -	<i>b</i>	
Malta										
2015	258,201,158	0.20	35	251,901,143	0.43	6,300,015	0.01	245,601,128 +	<i>b</i>	
2014	27,469,378	0.02	64	16,630,686	0.03	10,838,692	0.02	5,791,994 +	<i>b</i>	
2013	32,851,819	0.03	60	29,602,720	0.05	3,249,099	0.01	26,353,621 +	<i>c</i>	
2012	33,078,382	0.03	57	30,019,462	0.06	3,058,920	<i>a</i>	26,960,542 +	2,601	
2011	15,219,240	0.01	71	11,559,393	0.02	3,659,847	0.01	7,899,546 +	9,615	
Marshall Is., Republic of										
2015	259,021,026	0.20	34	256,759,352	0.44	2,261,674	<i>a</i>	254,497,678 +	<i>b</i>	
2014	262,886,063	0.21	32	261,462,605	0.42	1,423,458	<i>a</i>	260,039,147 +	<i>c</i>	
2013	2,524,542	<i>a</i>	108	947,098	<i>a</i>	1,577,444	<i>a</i>	630,346 -	<i>b</i>	
2012	2,374,010	<i>a</i>	111	1,571,282	<i>a</i>	802,728	<i>a</i>	768,554 +	5,475	
2011	140,102,768	0.13	43	137,180,709	0.28	2,922,059	<i>a</i>	134,258,650 +	10,530	
Martinique										
2015	11,447	<i>a</i>	212	11,447	<i>a</i>	<i>b</i>	<i>a</i>	11,447 +	<i>b</i>	
2014	2,756	<i>a</i>	216	2,756	<i>a</i>	<i>b</i>	<i>a</i>	2,756 +	<i>b</i>	
2013	138,567	<i>a</i>	182	138,567	<i>a</i>	<i>b</i>	<i>a</i>	138,567 +	<i>b</i>	
2012	477,500	<i>a</i>	157	477,500	<i>a</i>	<i>b</i>	<i>a</i>	477,500 +	<i>b</i>	
2011	524,009	<i>a</i>	152	524,009	<i>a</i>	<i>b</i>	<i>a</i>	524,009 +	<i>b</i>	
Mauritania										
2015	2,008	<i>a</i>	219	2,008	<i>a</i>	<i>b</i>	<i>a</i>	2,008 +	<i>b</i>	
2014	12,796	<i>a</i>	205	12,796	<i>a</i>	<i>b</i>	<i>a</i>	12,796 +	<i>b</i>	
2013	5,370	<i>a</i>	219	3,408	<i>a</i>	1,962	<i>a</i>	1,446 +	<i>b</i>	
2012	2,545	<i>a</i>	212	2,545	<i>a</i>	<i>b</i>	<i>a</i>	2,545 +	<i>b</i>	
2011	47,630	<i>a</i>	192	47,630	<i>a</i>	<i>b</i>	<i>a</i>	47,630 +	<i>b</i>	
Mauritius										
2015	2,116,340	<i>a</i>	119	1,091,182	<i>a</i>	1,025,158	<i>a</i>	66,024 +	<i>c</i>	
2014	5,814,497	<i>a</i>	93	4,902,396	0.01	912,101	<i>a</i>	3,990,295 +	<i>b</i>	
2013	1,938,519	<i>a</i>	115	1,022,283	<i>a</i>	916,236	<i>a</i>	106,047 +	<i>b</i>	
2012	1,287,852	<i>a</i>	128	1,068,604	<i>a</i>	219,248	<i>a</i>	849,356 +	96,540	
2011	2,264,360	<i>a</i>	110	1,877,433	<i>a</i>	386,927	<i>a</i>	1,490,506 +	15,731	
Mayotte										
2015	<i>b</i>	0.00	-	<i>b</i>	<i>a</i>	<i>b</i>	<i>a</i>	<i>b</i>	<i>b</i>	
2014	51,342	<i>a</i>	189	51,342	<i>a</i>	<i>b</i>	<i>a</i>	51,342 +	<i>b</i>	
2013	17,590	<i>a</i>	208	17,590	<i>a</i>	<i>b</i>	<i>a</i>	17,590 +	<i>b</i>	
2012	<i>b</i>	0.00	-	<i>b</i>	<i>a</i>	<i>b</i>	<i>a</i>	<i>b</i>	<i>b</i>	
2011	<i>b</i>	0.00	-	<i>b</i>	<i>a</i>	<i>b</i>	<i>a</i>	<i>b</i>	<i>b</i>	
Mexico										
2015	507,837,808	0.39	28	413,642,895	0.70	94,194,913	0.13	319,447,982 +	27,984	
2014	486,614,793	0.38	28	411,555,094	0.66	75,059,699	0.11	336,495,395 +	15,000	
2013	349,088,385	0.29	30	249,422,856	0.44	99,665,529	0.16	149,757,327 +	142,078	
2012	297,223,845	0.26	32	225,163,266	0.43	72,060,579	0.12	153,102,687 +	189,834	
2011	380,346,968	0.35	28	336,677,550	0.70	43,669,418	0.07	293,008,132 +	2,808,290	
Micronesia, Federated States of ^{9/}										
2015	5,611,977	<i>a</i>	98	5,610,487	0.01	1,490	<i>a</i>	5,608,997 +	1,058	
2014	8,282,363	0.01	85	6,781,630	0.01	1,500,733	<i>a</i>	5,280,897 +	<i>c</i>	
2013	6,481,617	0.01	89	5,486,792	0.01	994,825	<i>a</i>	4,491,967 +	30,513	
2012	3,893,075	<i>a</i>	100	3,848,035	0.01	45,040	<i>a</i>	3,802,995 +	<i>c</i>	
2011	6,436,655	0.01	88	5,545,183	0.01	891,472	<i>a</i>	4,653,711 +	<i>c</i>	
Midway Islands										
2015	<i>b</i>	0.00	-	<i>b</i>	<i>a</i>	<i>b</i>	<i>a</i>	<i>b</i>	<i>b</i>	
2014	3,304	<i>a</i>	213	<i>b</i>	<i>a</i>	3,304	<i>a</i>	3,304 -	<i>b</i>	
2013	<i>b</i>	0.00	-	<i>b</i>	<i>a</i>	<i>b</i>	<i>a</i>	<i>b</i>	<i>b</i>	
2012	<i>b</i>	0.00	-	<i>b</i>	<i>a</i>	<i>b</i>	<i>a</i>	<i>b</i>	<i>b</i>	
2011	<i>b</i>	0.00	-	<i>b</i>	<i>a</i>	<i>b</i>	<i>a</i>	<i>b</i>	<i>b</i>	
Moldova, Republic Of										
2015	1,009,256	<i>a</i>	142	111,597	<i>a</i>	897,659	<i>a</i>	(786,062) -	<i>b</i>	
2014	385,956	<i>a</i>	155	<i>c</i>	<i>a</i>	385,753	<i>a</i>	385,550 -	<i>b</i>	
2013	1,906,694	<i>a</i>	116	150,779	<i>a</i>	1,755,915	<i>a</i>	1,605,136 -	<i>b</i>	
2012	79,271	<i>a</i>	193	78,354	<i>a</i>	<i>c</i>	<i>a</i>	77,437 +	<i>b</i>	
2011	1,683	<i>a</i>	211	1,683	<i>a</i>	<i>b</i>	<i>a</i>	1,683 +	<i>b</i>	
Monaco										
2015	65,230	<i>a</i>	189	64,336	<i>a</i>	<i>c</i>	<i>a</i>	63,442 +	<i>b</i>	
2014	137,415	<i>a</i>	179	137,415	<i>a</i>	<i>b</i>	<i>a</i>	137,415 +	<i>b</i>	
2013	131,653	<i>a</i>	183	131,581	<i>a</i>	<i>c</i>	<i>a</i>	131,509 +	<i>b</i>	

TABLE 3 - Continued

Country and Year	Total Trade			Exports ^{1/}		Imports		Balance of trade		Re-exports
	Value	Percent share	Rank	Value	Percent share	Value	Percent share	Favorable (+) Unfavorable (-)		
2015	14,484,690	0.01	74	7,349,125	0.01	7,135,565	0.01	213,560 +	<i>b</i>	
2014	16,937,385	0.01	71	16,885,333	0.03	52,052	<i>a</i>	16,833,281 +	<i>b</i>	
2013	7,082,149	0.01	85	7,038,051	0.01	44,098	<i>a</i>	6,993,953 +	<i>b</i>	
2012	1,351,814	<i>a</i>	126	1,283,300	<i>a</i>	68,514	<i>a</i>	1,214,786 +	5,591	
2011	90,004	<i>a</i>	180	89,827	<i>a</i>	<i>c</i>	<i>a</i>	89,650 +	<i>b</i>	
New Caledonia										
2015	2,650,267	<i>a</i>	115	2,609,169	<i>a</i>	41,098	<i>a</i>	2,568,071 +	<i>b</i>	
2014	2,177,955	<i>a</i>	114	2,177,955	<i>a</i>	<i>b</i>	<i>a</i>	2,177,955 +	<i>b</i>	
2013	1,164,121	<i>a</i>	134	1,161,156	<i>a</i>	2,965	<i>a</i>	1,158,191 +	<i>b</i>	
2012	1,409,877	<i>a</i>	122	1,400,250	<i>a</i>	9,627	<i>a</i>	1,390,623 +	<i>b</i>	
2011	1,163,500	<i>a</i>	122	1,160,489	<i>a</i>	3,011	<i>a</i>	1,157,478 +	<i>b</i>	
New Zealand										
2015	482,398,479	0.37	29	50,313,449	0.09	432,085,030	0.61	(381,771,581) -	251,394	
2014	553,012,480	0.43	24	127,717,502	0.21	425,294,978	0.65	297,577,476 -	127,002	
2013	519,524,159	0.44	26	49,682,542	0.09	469,841,617	0.75	420,159,075 -	64,596	
2012	508,070,841	0.44	26	49,088,058	0.09	458,982,783	0.74	409,894,725 -	1,249,962	
2011	569,087,756	0.52	25	44,858,257	0.09	524,229,499	0.87	479,371,242 -	533,528	
Nicaragua										
2015	196,396	<i>a</i>	172	73,124	<i>a</i>	123,272	<i>a</i>	(50,148) -	<i>b</i>	
2014	707,144	<i>a</i>	141	614,313	<i>a</i>	92,831	<i>a</i>	521,482 +	71,738	
2013	213,903	<i>a</i>	170	106,113	<i>a</i>	107,790	<i>a</i>	1,677 -	<i>c</i>	
2012	430,681	<i>a</i>	159	429,919	<i>a</i>	<i>c</i>	<i>a</i>	429,157 +	48,976	
2011	289,426	<i>a</i>	159	281,389	<i>a</i>	8,037	<i>a</i>	273,352 +	<i>c</i>	
Niger										
2015	148,493	<i>a</i>	174	146,912	<i>a</i>	1,581	<i>a</i>	145,331 +	<i>b</i>	
2014	3,041	<i>a</i>	214	<i>c</i>	<i>a</i>	2,541	<i>a</i>	2,041 -	<i>b</i>	
2013	2,541	<i>a</i>	220	2,541	<i>a</i>	<i>b</i>	<i>a</i>	2,541 +	<i>b</i>	
2012	286,474	<i>a</i>	168	286,474	<i>a</i>	<i>b</i>	<i>a</i>	286,474 +	1,036	
2011	703,961	<i>a</i>	141	608,951	<i>a</i>	95,010	<i>a</i>	513,941 +	<i>b</i>	
Nigeria										
2015	50,291,386	0.04	58	6,749,677	0.01	43,541,709	0.06	(36,792,032) -	2,274	
2014	26,093,971	0.02	65	12,003,800	0.02	14,090,171	0.02	2,086,371 -	<i>b</i>	
2013	10,169,706	0.01	81	8,644,155	0.02	1,525,551	<i>a</i>	7,118,604 +	12,648	
2012	14,721,706	0.01	73	5,772,933	0.01	8,948,773	0.01	3,175,840 -	13,798	
2011	11,141,285	0.01	76	8,191,111	0.02	2,950,174	<i>a</i>	5,240,937 +	101,796	
Norfolk Island										
2015	1,246,523	<i>a</i>	132	595,885	<i>a</i>	650,638	<i>a</i>	(54,753) -	<i>b</i>	
2014	1,027,429	<i>a</i>	133	1,027,429	<i>a</i>	<i>b</i>	<i>a</i>	1,027,429 +	<i>b</i>	
2013	647,001	<i>a</i>	144	647,001	<i>a</i>	<i>b</i>	<i>a</i>	647,001 +	<i>b</i>	
2012	189,650	<i>a</i>	175	189,650	<i>a</i>	<i>b</i>	<i>a</i>	189,650 +	<i>b</i>	
2011	<i>b</i>	0.00	-	<i>b</i>	<i>a</i>	<i>b</i>	<i>a</i>	<i>b</i>	<i>b</i>	
Northern Mariana Islands										
2015	1,988,256	<i>a</i>	122	1,987,920	<i>a</i>	<i>c</i>	<i>a</i>	1,987,584 +	<i>c</i>	
2014	2,240,333	<i>a</i>	113	2,227,025	<i>a</i>	13,308	<i>a</i>	2,213,717 +	<i>b</i>	
2013	538,032	<i>a</i>	151	537,700	<i>a</i>	<i>c</i>	<i>a</i>	537,368 +	<i>b</i>	
2012	89,939	<i>a</i>	189	89,939	<i>a</i>	<i>b</i>	<i>a</i>	89,939 +	<i>b</i>	
2011	<i>b</i>	0.00	-	<i>b</i>	<i>a</i>	<i>b</i>	<i>a</i>	<i>b</i>	<i>b</i>	
Norway										
2015	43,112,681	0.03	62	7,500,771	0.01	35,611,910	0.05	(28,111,139) -	201,554	
2014	53,980,934	0.04	57	12,141,059	0.02	41,839,875	0.06	29,698,816 -	10,630	
2013	48,106,980	0.04	56	21,243,177	0.04	26,863,803	0.04	5,620,626 -	6,602	
2012	90,800,591	0.08	44	12,594,649	0.02	78,205,942	0.13	65,611,293 -	32,554	
2011	73,250,911	0.07	50	12,418,008	0.03	60,832,903	0.10	48,414,895 -	136,473	
Oman										
2015	10,941,217	0.01	80	4,800,751	0.01	6,140,466	0.01	(1,339,715) -	27,948	
2014	14,435,772	0.01	74	5,955,198	0.01	8,480,574	0.01	2,525,376 -	<i>b</i>	
2013	59,230,512	0.05	52	14,712,028	0.03	44,518,484	0.07	29,806,456 -	<i>c</i>	
2012	20,529,932	0.02	69	3,692,382	0.01	16,837,550	0.03	13,145,168 -	12,500	
2011	28,605,216	0.03	59	25,919,485	0.05	2,685,731	<i>a</i>	23,233,754 +	981,373	
Pakistan, Islamic Republic of (West Pakista										
2015	116,842,203	0.09	49	63,828,413	0.11	53,013,790	0.07	10,814,623 +	67,812	
2014	118,747,265	0.09	43	49,119,961	0.08	69,627,304	0.11	20,507,343 -	178,728	
2013	91,979,086	0.08	49	36,246,865	0.06	55,732,221	0.09	19,485,356 -	345,909	
2012	114,141,265	0.10	42	46,023,390	0.09	68,117,875	0.11	22,094,485 -	687,526	
2011	128,231,398	0.12	44	47,490,951	0.10	80,740,447	0.13	33,249,496 -	825,715	
Palau, Republic of										
2015	2,665,120	<i>a</i>	114	2,649,798	<i>a</i>	15,322	<i>a</i>	2,634,476 +	10,298	
2014	3,165,880	<i>a</i>	105	3,164,045	0.01	1,835	<i>a</i>	3,162,210 +	713,232	
2013	2,499,002	<i>a</i>	109	2,498,898	<i>a</i>	<i>c</i>	<i>a</i>	2,498,794 +	10,000	

TABLE 3 - Continued

Country and Year	Total Trade			Exports ^{1/}		Imports		Balance of trade		Re-exports
	Value	Percent share	Rank	Value	Percent share	Value	Percent share	Favorable (+) Unfavorable (-)		
2015	348,177	<i>a</i>	159	347,472	<i>a</i>	<i>c</i>	<i>a</i>	346,767 +	<i>b</i>	
2014	15,152	<i>a</i>	202	15,152	<i>a</i>	<i>b</i>	<i>a</i>	15,152 +	<i>b</i>	
2013	46,333	<i>a</i>	198	46,304	<i>a</i>	<i>c</i>	<i>a</i>	46,275 +	<i>b</i>	
2012	147,096	<i>a</i>	182	147,096	<i>a</i>	<i>b</i>	<i>a</i>	147,096 +	<i>b</i>	
2011	158,811	<i>a</i>	168	158,811	<i>a</i>	<i>b</i>	<i>a</i>	158,811 +	<i>b</i>	
San Marino										
2015	5,076	<i>a</i>	218	3,010	<i>a</i>	2,066	<i>a</i>	944 +	<i>b</i>	
2014	5,851	<i>a</i>	210	5,851	<i>a</i>	<i>b</i>	<i>a</i>	5,851 +	<i>b</i>	
2013	<i>b</i>	0.00	-	<i>b</i>	<i>a</i>	<i>b</i>	<i>a</i>	<i>b</i>	<i>b</i>	
2012	5,255	<i>a</i>	207	5,255	<i>a</i>	<i>b</i>	<i>a</i>	5,255 +	<i>b</i>	
2011	<i>b</i>	0.00	-	<i>b</i>	<i>a</i>	<i>b</i>	<i>a</i>	<i>b</i>	<i>b</i>	
St. Helena										
2015	<i>b</i>	0.00	-	<i>b</i>	<i>a</i>	<i>b</i>	<i>a</i>	<i>b</i>	<i>b</i>	
2014	<i>b</i>	0.00	-	<i>b</i>	<i>a</i>	<i>b</i>	<i>a</i>	<i>b</i>	<i>b</i>	
2013	15,411	<i>a</i>	211	15,411	<i>a</i>	<i>b</i>	<i>a</i>	15,411 +	<i>b</i>	
2012	<i>c</i>	<i>a</i>	217	<i>c</i>	<i>a</i>	<i>b</i>	<i>a</i>	400 +	<i>b</i>	
2011	7,868	<i>a</i>	201	7,868	<i>a</i>	<i>b</i>	<i>a</i>	7,868 +	<i>b</i>	
St. Kitts & Nevis										
2015	1,508	<i>a</i>	221	<i>b</i>	<i>a</i>	1,508	<i>a</i>	(1,508) -	<i>b</i>	
2014	2,643,068	<i>a</i>	109	2,643,068	<i>a</i>	<i>b</i>	<i>a</i>	2,643,068 +	<i>b</i>	
2013	<i>b</i>	0.00	-	<i>b</i>	<i>a</i>	<i>b</i>	<i>a</i>	<i>b</i>	<i>b</i>	
2012	1,048	<i>a</i>	214	1,048	<i>a</i>	<i>b</i>	<i>a</i>	1,048 +	<i>b</i>	
2011	2,642	<i>a</i>	208	2,642	<i>a</i>	<i>b</i>	<i>a</i>	2,642 +	<i>b</i>	
St. Lucia										
2015	<i>b</i>	0.00	-	<i>b</i>	<i>a</i>	<i>b</i>	<i>a</i>	<i>b</i>	<i>b</i>	
2014	<i>b</i>	0.00	-	<i>b</i>	<i>a</i>	<i>b</i>	<i>a</i>	<i>b</i>	<i>b</i>	
2013	108,726	<i>a</i>	188	<i>b</i>	<i>a</i>	108,726	<i>a</i>	108,726 -	<i>b</i>	
2012	<i>b</i>	0.00	-	<i>b</i>	<i>a</i>	<i>b</i>	<i>a</i>	<i>b</i>	<i>b</i>	
2011	119,378	<i>a</i>	175	119,378	<i>a</i>	<i>b</i>	<i>a</i>	119,378 +	<i>b</i>	
St. Pierre & Miquelon										
2015	<i>b</i>	0.00	-	<i>b</i>	<i>a</i>	<i>b</i>	<i>a</i>	<i>b</i>	<i>b</i>	
2014	<i>b</i>	0.00	-	<i>b</i>	<i>a</i>	<i>b</i>	<i>a</i>	<i>b</i>	<i>b</i>	
2013	<i>b</i>	0.00	-	<i>b</i>	<i>a</i>	<i>b</i>	<i>a</i>	<i>b</i>	<i>b</i>	
2012	7,917	<i>a</i>	206	7,917	<i>a</i>	<i>b</i>	<i>a</i>	7,917 +	<i>b</i>	
2011	<i>b</i>	0.00	-	<i>b</i>	<i>a</i>	<i>b</i>	<i>a</i>	<i>b</i>	<i>b</i>	
St. Vincent										
2015	12,390	<i>a</i>	207	12,390	<i>a</i>	<i>b</i>	<i>a</i>	12,390 +	<i>b</i>	
2014	4,105	<i>a</i>	211	4,105	<i>a</i>	<i>b</i>	<i>a</i>	4,105 +	<i>b</i>	
2013	32,841	<i>a</i>	201	32,841	<i>a</i>	<i>b</i>	<i>a</i>	32,841 +	<i>b</i>	
2012	<i>c</i>	<i>a</i>	218	<i>c</i>	<i>a</i>	<i>b</i>	<i>a</i>	288 +	<i>b</i>	
2011	71,977	<i>a</i>	187	71,977	<i>a</i>	<i>b</i>	<i>a</i>	71,977 +	<i>b</i>	
Sao Tome and Principe										
2015	11,253	<i>a</i>	213	1,060	<i>a</i>	10,193	<i>a</i>	(9,133) -	<i>b</i>	
2014	1,850	<i>a</i>	218	1,850	<i>a</i>	<i>b</i>	<i>a</i>	1,850 +	<i>b</i>	
2013	<i>c</i>	<i>a</i>	226	<i>c</i>	<i>a</i>	<i>b</i>	<i>a</i>	538 +	<i>b</i>	
2012	<i>b</i>	0.00	-	<i>b</i>	<i>a</i>	<i>b</i>	<i>a</i>	<i>b</i>	<i>b</i>	
2011	57,206	<i>a</i>	191	57,206	<i>a</i>	<i>b</i>	<i>a</i>	57,206 +	<i>b</i>	
Saudi Arabia										
2015	1,919,722,036	1.48	14	79,031,259	0.13	1,840,690,777	2.59	(1,761,659,518) -	128,061	
2014	3,321,853,149	2.61	12	90,730,918	0.15	3,231,122,231	4.94	3,140,391,313 -	208,340	
2013	2,911,225,082	2.44	12	79,489,294	0.14	2,831,735,788	4.54	2,752,246,494 -	53,921	
2012	3,524,336,967	3.09	10	85,823,351	0.16	3,438,513,616	5.53	3,352,690,265 -	554,677	
2011	3,286,597,634	3.02	10	62,601,511	0.13	3,223,996,123	5.33	3,161,394,612 -	3,245,568	
Senegal										
2015	411,403	<i>a</i>	157	409,066	<i>a</i>	2,337	<i>a</i>	406,729 +	<i>b</i>	
2014	285,775	<i>a</i>	158	266,160	<i>a</i>	19,615	<i>a</i>	246,545 +	<i>b</i>	
2013	1,361,760	<i>a</i>	130	1,053,462	<i>a</i>	308,298	<i>a</i>	745,164 +	<i>b</i>	
2012	1,313,193	<i>a</i>	127	1,311,631	<i>a</i>	1,562	<i>a</i>	1,310,069 +	<i>b</i>	
2011	925,371	<i>a</i>	126	925,269	<i>a</i>	<i>c</i>	<i>a</i>	925,167 +	3,752	
Serbia ^{17/}										
2015	1,204,581	<i>a</i>	136	955,216	<i>a</i>	249,365	<i>a</i>	705,851 +	<i>b</i>	
2014	453,239	<i>a</i>	151	348,829	<i>a</i>	104,410	<i>a</i>	244,419 +	<i>b</i>	
2013	<i>b</i>	0.00	-	<i>b</i>	<i>a</i>	<i>b</i>	<i>a</i>	<i>b</i>	<i>b</i>	
2012	535,641	<i>a</i>	152	509,745	<i>a</i>	25,896	<i>a</i>	483,849 +	<i>b</i>	
2011	6,706	<i>a</i>	203	6,449	<i>a</i>	<i>c</i>	<i>a</i>	6,192 +	<i>b</i>	
Seychelles Republic										
2015	6,725,909	0.01	94	402,062	<i>a</i>	6,323,847	0.01	(5,921,785) -	<i>b</i>	
2014	505,188	<i>a</i>	146	503,582	<i>a</i>	1,606	<i>a</i>	501,976 +	<i>b</i>	
2013	2,412,831	<i>a</i>	110	2,286,870	<i>a</i>	125,961	<i>a</i>	2,160,909 +	<i>b</i>	

TABLE 3 - Continued

Country and Year	Total Trade			Exports ^{1/}		Imports		Balance of trade		Re-exports
	Value	Percent share	Rank	Value	Percent share	Value	Percent share	Favorable (+) Unfavorable (-)		
2012	1,393,047	<i>a</i>	123	980,542	<i>a</i>	412,505	<i>a</i>	568,037 +	<i>b</i>	
2011	718,796	<i>a</i>	138	712,302	<i>a</i>	6,494	<i>a</i>	705,808 +	<i>b</i>	
Sierra Leone										
2015	141,967	<i>a</i>	175	105,465	<i>a</i>	36,502	<i>a</i>	68,963 +	<i>b</i>	
2014	7,745,283	0.01	87	7,712,660	0.01	32,623	<i>a</i>	7,680,037 +	<i>b</i>	
2013	139,202	<i>a</i>	181	27,130	<i>a</i>	112,072	<i>a</i>	84,942 -	3,604	
2012	207,155	<i>a</i>	173	82,868	<i>a</i>	124,287	<i>a</i>	41,419 -	3,252	
2011	37,611	<i>a</i>	194	37,611	<i>a</i>	<i>b</i>	<i>a</i>	37,611 +	<i>c</i>	
Singapore										
2015	8,806,326,230	6.78	4	3,800,874,506	6.46	5,005,451,724	7.04	(1,204,577,218) -	14,483,316	
2014	9,043,078,622	7.09	4	4,451,152,298	7.17	4,591,926,324	7.02	140,774,026 -	83,248,615	
2013	8,377,575,564	7.03	4	4,142,004,433	7.31	4,235,571,131	6.79	93,566,698 -	26,569,218	
2012	9,271,710,177	8.12	4	4,866,641,272	9.34	4,405,068,905	7.09	461,572,367 +	61,177,575	
2011	9,178,004,175	8.44	4	4,278,558,852	8.86	4,899,445,323	8.10	620,886,471 -	94,327,310	
Slovak Republic ^{12/}										
2015	7,658,740	0.01	88	5,516,997	0.01	2,141,743	<i>a</i>	3,375,254 +	17,651	
2014	7,537,341	0.01	88	5,774,820	0.01	1,762,521	<i>a</i>	4,012,299 +	<i>c</i>	
2013	7,220,371	0.01	84	5,925,096	0.01	1,295,275	<i>a</i>	4,629,821 +	<i>b</i>	
2012	6,315,998	0.01	92	4,793,692	0.01	1,522,306	<i>a</i>	3,271,386 +	<i>b</i>	
2011	7,647,260	0.01	83	5,682,331	0.01	1,964,929	<i>a</i>	3,717,402 +	3,800	
Slovenia ^{13/}										
2015	12,296,467	0.01	78	4,603,632	0.01	7,692,835	0.01	(3,089,203) -	<i>c</i>	
2014	9,144,956	0.01	82	2,266,948	<i>a</i>	6,878,008	0.01	4,611,060 -	<i>b</i>	
2013	6,003,368	0.01	91	1,367,629	<i>a</i>	4,635,739	0.01	3,268,110 -	<i>c</i>	
2012	4,850,305	<i>a</i>	93	2,105,277	<i>a</i>	2,745,028	<i>a</i>	639,751 -	1,874	
2011	9,693,106	0.01	79	3,934,364	0.01	5,758,742	0.01	1,824,378 -	<i>c</i>	
Solomon Island										
2015	9,268,277	0.01	83	960,278	<i>a</i>	8,307,999	0.01	(7,347,721) -	<i>b</i>	
2014	6,396,622	0.01	90	2,312,215	<i>a</i>	4,084,407	0.01	1,772,192 -	<i>b</i>	
2013	11,968,904	0.01	77	2,005,824	<i>a</i>	9,963,080	0.02	7,957,256 -	<i>b</i>	
2012	12,523,531	0.01	78	1,649,347	<i>a</i>	10,874,184	0.02	9,224,837 -	<i>b</i>	
2011	19,615,295	0.02	63	1,243,086	<i>a</i>	18,372,209	0.03	17,129,123 -	<i>b</i>	
Somalia Democratic Republic										
2015	1,307,329	<i>a</i>	131	1,307,329	<i>a</i>	<i>b</i>	<i>a</i>	1,307,329 +	<i>b</i>	
2014	40,269	<i>a</i>	194	40,269	<i>a</i>	<i>b</i>	<i>a</i>	40,269 +	<i>b</i>	
2013	149,866	<i>a</i>	179	149,866	<i>a</i>	<i>b</i>	<i>a</i>	149,866 +	8,126	
2012	<i>c</i>	<i>a</i>	216	<i>c</i>	<i>a</i>	<i>b</i>	<i>a</i>	805 +	<i>b</i>	
2011	<i>b</i>	0.00	-	<i>b</i>	<i>a</i>	<i>b</i>	<i>a</i>	<i>b</i>	<i>b</i>	
South Africa										
2015	191,723,686	0.15	39	144,338,578	0.25	47,385,108	0.07	96,953,470 +	19,525	
2014	151,962,733	0.12	39	107,052,881	0.17	44,909,852	0.07	62,143,029 +	<i>b</i>	
2013	363,036,156	0.30	29	273,617,889	0.48	89,418,267	0.14	185,452,652 +	5,530	
2012	165,589,552	0.14	38	110,299,752	0.21	55,289,800	0.09	55,009,952 +	2,938	
2011	239,888,632	0.22	36	119,876,834	0.25	120,011,798	0.20	134,964 -	429,658	
Spain										
2015	550,363,047	0.42	26	194,154,287	0.33	356,208,760	0.50	(162,054,473) -	16,088,285	
2014	534,632,950	0.42	26	159,622,390	0.26	375,010,560	0.57	215,388,170 -	7,998,165	
2013	469,822,631	0.39	27	153,550,873	0.27	316,271,758	0.51	162,720,885 -	2,088,274	
2012	362,447,310	0.32	30	109,327,871	0.21	253,119,439	0.41	143,791,568 -	673,088	
2011	329,614,914	0.30	31	133,566,963	0.28	196,047,951	0.32	62,480,988 -	1,869,842	
Spanish Africa, n.e.s.										
2015	<i>b</i>	0.00	-	<i>b</i>	<i>a</i>	<i>b</i>	<i>a</i>	<i>b</i>	<i>b</i>	
2014	<i>b</i>	0.00	-	<i>b</i>	<i>a</i>	<i>b</i>	<i>a</i>	<i>b</i>	<i>b</i>	
2013	<i>b</i>	0.00	-	<i>b</i>	<i>a</i>	<i>b</i>	<i>a</i>	<i>b</i>	<i>b</i>	
2012	<i>b</i>	0.00	-	<i>b</i>	<i>a</i>	<i>b</i>	<i>a</i>	<i>b</i>	<i>b</i>	
2011	2,002	<i>a</i>	210	2,002	<i>a</i>	<i>b</i>	<i>a</i>	2,002 +	<i>b</i>	
Sri Lanka										
2015	47,777,858	0.04	61	28,245,932	0.05	19,531,926	0.03	8,714,006 +	1,600	
2014	40,040,589	0.03	60	21,961,855	0.04	18,078,734	0.03	3,883,121 +	1,952	
2013	28,529,057	0.02	64	21,264,959	0.04	7,264,098	0.01	14,000,861 +	67,854	
2012	26,828,591	0.02	64	18,214,061	0.03	8,614,530	0.01	9,599,531 +	408,107	
2011	34,464,215	0.03	57	23,990,401	0.05	10,473,814	0.02	13,516,587 +	47,689	
Sudan										
2015	2,971,033	<i>a</i>	109	2,927,537	<i>a</i>	43,496	<i>a</i>	2,884,041 +	<i>b</i>	
2014	2,362,398	<i>a</i>	110	2,300,137	<i>a</i>	62,261	<i>a</i>	2,237,876 +	<i>b</i>	
2013	3,820,617	<i>a</i>	101	2,732,690	<i>a</i>	1,087,927	<i>a</i>	1,644,763 +	<i>b</i>	
2012	6,723,301	0.01	88	2,998,953	0.01	3,724,348	0.01	725,395 -	<i>b</i>	

TABLE 3 - Continued

Country and Year	Total Trade			Exports ^{1/}		Imports		Balance of trade		Re-exports
	Value	Percent share	Rank	Value	Percent share	Value	Percent share	Favorable (+) Unfavorable (-)		
2011	3,969,147	<i>a</i>	99	3,441,323	0.01	527,824	<i>a</i>	2,913,499 +	<i>b</i>	
Suriname										
2015	463,168	<i>a</i>	155	441,985	<i>a</i>	21,183	<i>a</i>	420,802 +	<i>b</i>	
2014	264,074	<i>a</i>	162	16,101	<i>a</i>	247,973	<i>a</i>	231,872 -	<i>b</i>	
2013	32,818	<i>a</i>	202	20,496	<i>a</i>	12,322	<i>a</i>	8,174 +	<i>b</i>	
2012	65,573	<i>a</i>	197	62,586	<i>a</i>	2,987	<i>a</i>	59,599 +	<i>b</i>	
2011	29,226	<i>a</i>	196	24,086	<i>a</i>	5,140	<i>a</i>	18,946 +	<i>b</i>	
Swaziland										
2015	544,758	<i>a</i>	153	127,357	<i>a</i>	417,401	<i>a</i>	(290,044) -	<i>b</i>	
2014	227,640	<i>a</i>	166	226,225	<i>a</i>	1,415	<i>a</i>	224,810 +	<i>b</i>	
2013	110,390	<i>a</i>	187	108,813	<i>a</i>	1,577	<i>a</i>	107,236 +	<i>c</i>	
2012	432,101	<i>a</i>	158	418,841	<i>a</i>	13,260	<i>a</i>	405,581 +	<i>c</i>	
2011	434,919	<i>a</i>	156	296,815	<i>a</i>	138,104	<i>a</i>	158,711 +	3,461	
Sweden										
2015	143,404,896	0.11	43	20,290,453	0.03	123,114,443	0.17	(102,823,990) -	43,606	
2014	257,269,366	0.20	33	150,768,001	0.24	106,501,365	0.16	44,266,636 +	16,119	
2013	255,958,063	0.21	33	163,884,642	0.29	92,073,421	0.15	71,811,221 +	8,061,779	
2012	202,698,935	0.18	34	84,609,877	0.16	118,089,058	0.19	33,479,181 -	89,687	
2011	174,276,893	0.16	39	57,245,561	0.12	117,031,332	0.19	59,785,771 -	161,044	
Switzerland										
2015	607,826,052	0.47	24	262,438,695	0.45	345,387,357	0.49	(82,948,662) -	156,883	
2014	576,947,174	0.45	23	248,373,047	0.40	328,574,127	0.50	80,201,080 -	16,484,387	
2013	611,664,678	0.51	24	276,730,907	0.49	334,933,771	0.54	58,202,864 -	12,392,794	
2012	657,090,304	0.58	23	391,426,918	0.75	265,663,386	0.43	125,763,532 +	21,197,746	
2011	543,647,774	0.50	26	266,849,351	0.55	276,798,423	0.46	9,949,072 -	16,015,280	
Syrian Arab Republic										
2015	344,503	<i>a</i>	160	279,330	<i>a</i>	65,173	<i>a</i>	214,157 +	<i>b</i>	
2014	83,061	<i>a</i>	185	83,061	<i>a</i>	<i>b</i>	<i>a</i>	83,061 +	<i>b</i>	
2013	11,470	<i>a</i>	212	11,369	<i>a</i>	<i>c</i>	<i>a</i>	11,268 +	<i>b</i>	
2012	383,163	<i>a</i>	160	372,791	<i>a</i>	10,372	<i>a</i>	362,419 +	<i>b</i>	
2011	529,940	<i>a</i>	151	517,545	<i>a</i>	12,395	<i>a</i>	505,150 +	<i>b</i>	
Taiwan										
2015	7,850,301,206	6.04	6	2,011,629,490	3.42	5,838,671,716	8.22	(3,827,042,226) -	6,142,419	
2014	6,894,804,200	5.41	7	2,445,836,985	3.94	4,448,967,215	6.80	2,003,130,230 -	66,902,205	
2013	6,866,715,860	5.77	6	1,983,303,772	3.50	4,883,412,088	7.82	2,900,108,316 -	6,508,620	
2012	6,797,803,912	5.95	6	1,942,555,764	3.73	4,855,248,148	7.81	2,912,692,384 -	18,025,623	
2011	6,202,280,140	5.70	6	1,993,186,982	4.13	4,209,093,158	6.96	2,215,906,176 -	53,492,839	
Chinese Taipei										
2015	<i>c</i>	<i>a</i>	227	<i>b</i>	<i>a</i>	<i>c</i>	<i>a</i>	(371) -	<i>b</i>	
2014	<i>b</i>	0.00	-	<i>b</i>	<i>a</i>	<i>b</i>	<i>a</i>	<i>b</i>	<i>b</i>	
2013	<i>b</i>	0.00	-	<i>b</i>	<i>a</i>	<i>b</i>	<i>a</i>	<i>b</i>	<i>b</i>	
2012	<i>b</i>	0.00	-	<i>b</i>	<i>a</i>	<i>b</i>	<i>a</i>	<i>b</i>	<i>b</i>	
2011	<i>b</i>	0.00	-	<i>b</i>	<i>a</i>	<i>b</i>	<i>a</i>	<i>b</i>	<i>b</i>	
Tajikistan										
2015	17,632	<i>a</i>	203	15,696	<i>a</i>	1,936	<i>a</i>	13,760 +	<i>b</i>	
2014	18,013	<i>a</i>	200	14,785	<i>a</i>	3,228	<i>a</i>	11,557 +	<i>b</i>	
2013	6,321	<i>a</i>	217	1,804	<i>a</i>	4,517	<i>a</i>	2,713 -	<i>b</i>	
2012	212,154	<i>a</i>	172	212,154	<i>a</i>	<i>b</i>	<i>a</i>	212,154 +	<i>c</i>	
2011	222,697	<i>a</i>	163	221,421	<i>a</i>	1,276	<i>a</i>	220,145 +	1,127	
Tanzania, United Republic of										
2015	5,278,231	<i>a</i>	99	314,995	<i>a</i>	4,963,236	0.01	(4,648,241) -	<i>b</i>	
2014	3,057,826	<i>a</i>	106	386,208	<i>a</i>	2,671,618	<i>a</i>	2,285,410 -	<i>b</i>	
2013	2,661,448	<i>a</i>	107	706,913	<i>a</i>	1,954,535	<i>a</i>	1,247,622 -	2,600	
2012	3,650,567	<i>a</i>	102	806,846	<i>a</i>	2,843,721	<i>a</i>	2,036,875 -	<i>c</i>	
2011	3,048,793	<i>a</i>	105	2,728,664	0.01	320,129	<i>a</i>	2,408,535 +	3,138	
Thailand										
2015	7,274,072,919	5.60	7	2,329,891,620	3.96	4,944,181,299	6.96	(2,614,289,679) -	20,473,726	
2014	5,834,507,231	4.58	8	2,353,095,700	3.79	3,481,411,531	5.32	1,128,315,831 -	4,626,207	
2013	5,294,345,636	4.44	8	1,909,020,753	3.37	3,385,324,883	5.42	1,476,304,130 -	11,759,120	
2012	5,907,267,796	5.17	8	2,445,856,730	4.69	3,461,411,066	5.57	1,015,554,336 -	18,223,771	
2011	5,369,961,019	4.94	7	1,906,005,870	3.95	3,463,955,149	5.73	1,557,949,279 -	20,074,937	
Togo										
2015	362,816	<i>a</i>	158	274,222	<i>a</i>	88,594	<i>a</i>	185,628 +	<i>b</i>	

TABLE 3 - Continued

Country and Year	Total Trade			Exports ^{1/}		Imports		Balance of trade		Re-exports
	Value	Percent share	Rank	Value	Percent share	Value	Percent share	Favorable (+) Unfavorable (-)		
2014	317,776	<i>a</i>	157	317,776	<i>a</i>	<i>b</i>	<i>a</i>	317,776 +	<i>b</i>	
2013	282,877	<i>a</i>	163	282,877	<i>a</i>	<i>b</i>	<i>a</i>	282,877 +	9,400	
2012	482,360	<i>a</i>	156	461,949	<i>a</i>	20,411	<i>a</i>	441,538 +	8,800	
2011	19,562,904	0.02	64	3,139,726	0.01	16,423,178	0.03	13,283,452 -	<i>c</i>	
Tokelau										
2015	<i>b</i>	0.00	-	<i>b</i>	<i>a</i>	<i>b</i>	<i>a</i>	<i>b</i>	<i>b</i>	
2014	<i>b</i>	0.00	-	<i>b</i>	<i>a</i>	<i>b</i>	<i>a</i>	<i>b</i>	<i>b</i>	
2013	6,636	<i>a</i>	215	6,636	<i>a</i>	<i>b</i>	<i>a</i>	6,636 +	<i>b</i>	
2012	<i>b</i>	0.00	-	<i>b</i>	<i>a</i>	<i>b</i>	<i>a</i>	<i>b</i>	<i>b</i>	
2011	3,478	<i>a</i>	207	3,478	<i>a</i>	<i>b</i>	<i>a</i>	3,478 +	<i>b</i>	
Tonga										
2015	636,513	<i>a</i>	149	386,798	<i>a</i>	249,715	<i>a</i>	137,083 +	<i>b</i>	
2014	471,498	<i>a</i>	148	471,498	<i>a</i>	<i>b</i>	<i>a</i>	471,498 +	19,852	
2013	524,880	<i>a</i>	152	524,777	<i>a</i>	<i>c</i>	<i>a</i>	524,674 +	15,000	
2012	149,953	<i>a</i>	180	149,647	<i>a</i>	<i>c</i>	<i>a</i>	149,341 +	<i>b</i>	
2011	222,311	<i>a</i>	164	222,205	<i>a</i>	<i>c</i>	<i>a</i>	222,099 +	7,853	
Trinidad and Tobago										
2015	631,164	<i>a</i>	150	630,765	<i>a</i>	<i>c</i>	<i>a</i>	630,366 +	<i>c</i>	
2014	720,772	<i>a</i>	140	720,772	<i>a</i>	<i>b</i>	<i>a</i>	720,772 +	<i>b</i>	
2013	904,600	<i>a</i>	139	904,531	<i>a</i>	<i>c</i>	<i>a</i>	904,462 +	<i>b</i>	
2012	4,095,611	<i>a</i>	98	624,491	<i>a</i>	3,471,120	0.01	2,846,629 -	10,923	
2011	807,809	<i>a</i>	130	807,707	<i>a</i>	<i>c</i>	<i>a</i>	807,605 +	<i>b</i>	
Trust Territory of Pacific Islands										
2015	2,709,609	<i>a</i>	113	2,709,482	<i>a</i>	<i>c</i>	<i>a</i>	2,709,355 +	62,273	
2014	1,133,256	<i>a</i>	131	1,061,847	<i>a</i>	71,409	<i>a</i>	990,438 +	<i>c</i>	
2013	1,581,863	<i>a</i>	125	1,563,418	<i>a</i>	18,445	<i>a</i>	1,544,973 +	10,952	
2012	4,618,776	<i>a</i>	96	4,561,232	0.01	57,544	<i>a</i>	4,503,688 +	7,715	
2011	7,615,763	0.01	84	7,269,852	0.02	345,911	<i>a</i>	6,923,941 +	2,000	
Tunisia										
2015	10,458,620	0.01	81	8,953,748	0.02	1,504,872	<i>a</i>	7,448,876 +	<i>b</i>	
2014	24,936,925	0.02	66	24,652,932	0.04	283,993	<i>a</i>	24,368,939 +	20,560	
2013	22,024,475	0.02	70	20,578,099	0.04	1,446,376	<i>a</i>	19,131,723 +	<i>b</i>	
2012	12,856,934	0.01	77	11,556,547	0.02	1,300,387	<i>a</i>	10,256,160 +	<i>b</i>	
2011	3,991,907	<i>a</i>	98	3,480,989	0.01	510,918	<i>a</i>	2,970,071 +	<i>b</i>	
Turkey										
2015	123,972,914	0.10	46	34,853,137	0.06	89,119,777	0.13	(54,266,640) -	7,363	
2014	139,958,766	0.11	40	38,909,349	0.06	101,049,417	0.15	62,140,068 -	61,711	
2013	152,004,288	0.13	41	39,349,037	0.07	112,655,251	0.18	73,306,214 -	5,280	
2012	171,424,567	0.15	36	42,159,461	0.08	129,265,106	0.21	87,105,645 -	557,025	
2011	154,156,977	0.14	42	66,373,455	0.14	87,783,522	0.15	21,410,067 -	109,810	
Turkmenistan										
2015	<i>c</i>	<i>a</i>	225	<i>c</i>	<i>a</i>	<i>b</i>	<i>a</i>	500 +	<i>b</i>	
2014	10,389	<i>a</i>	206	10,389	<i>a</i>	<i>b</i>	<i>a</i>	10,389 +	<i>b</i>	
2013	161,928	<i>a</i>	174	161,928	<i>a</i>	<i>b</i>	<i>a</i>	161,928 +	1,089	
2012	19,436	<i>a</i>	202	19,436	<i>a</i>	<i>b</i>	<i>a</i>	19,436 +	18,500	
2011	<i>b</i>	0.00	-	<i>b</i>	<i>a</i>	<i>b</i>	<i>a</i>	<i>b</i>	<i>b</i>	
Turks & Caicos Islands										
2015	239,112	<i>a</i>	168	3,784	<i>a</i>	235,328	<i>a</i>	(231,544) -	<i>b</i>	
2014	137,601	<i>a</i>	178	125,051	<i>a</i>	12,550	<i>a</i>	112,501 +	<i>b</i>	
2013	<i>c</i>	<i>a</i>	225	<i>c</i>	<i>a</i>	<i>b</i>	<i>a</i>	826 +	<i>b</i>	
2012	31,426	<i>a</i>	201	31,426	<i>a</i>	<i>b</i>	<i>a</i>	31,426 +	<i>b</i>	
2011	6,257	<i>a</i>	204	6,192	<i>a</i>	<i>c</i>	<i>a</i>	6,127 +	1,378	
Tuvalu										
2015	70,779	<i>a</i>	187	70,779	<i>a</i>	<i>b</i>	<i>a</i>	70,779 +	<i>b</i>	
2014	40,390	<i>a</i>	193	40,390	<i>a</i>	<i>b</i>	<i>a</i>	40,390 +	<i>b</i>	
2013	<i>b</i>	0.00	-	<i>b</i>	<i>a</i>	<i>b</i>	<i>a</i>	<i>b</i>	<i>b</i>	
2012	<i>b</i>	0.00	-	<i>b</i>	<i>a</i>	<i>b</i>	<i>a</i>	<i>b</i>	<i>b</i>	
2011	24,700	<i>a</i>	198	24,700	<i>a</i>	<i>b</i>	<i>a</i>	24,700 +	<i>b</i>	
U.S. Minor Outlying Islands										
2015	525,804	<i>a</i>	154	514,136	<i>a</i>	11,668	<i>a</i>	502,468 +	<i>b</i>	
2014	330,600	<i>a</i>	156	330,600	<i>a</i>	<i>b</i>	<i>a</i>	330,600 +	<i>b</i>	
2013	658,705	<i>a</i>	142	658,705	<i>a</i>	<i>b</i>	<i>a</i>	658,705 +	<i>b</i>	
2012	74,751	<i>a</i>	194	74,751	<i>a</i>	<i>b</i>	<i>a</i>	74,751 +	<i>b</i>	
2011	61,363	<i>a</i>	190	61,363	<i>a</i>	<i>b</i>	<i>a</i>	61,363 +	<i>b</i>	
Uganda										
2015	1,016,766	<i>a</i>	141	962,766	<i>a</i>	54,000	<i>a</i>	908,766 +	2,800	
2014	1,745,730	<i>a</i>	117	342,561	<i>a</i>	1,403,169	<i>a</i>	1,060,608 -	<i>b</i>	
2013	577,381	<i>a</i>	148	203,045	<i>a</i>	374,336	<i>a</i>	171,291 -	3,225	
2012	971,549	<i>a</i>	137	863,108	<i>a</i>	108,441	<i>a</i>	754,667 +	3,240	

TABLE 3 - Continued

Country and Year	Total Trade			Exports ^{1/}		Imports		Balance of trade		Re-exports
	Value	Percent share	Rank	Value	Percent share	Value	Percent share	Favorable (+) Unfavorable (-)		
2011	566,034	<i>a</i>	148	494,910	<i>a</i>	71,124	<i>a</i>	423,786 +	45,800	
Ukraine										
2015	133,629,451	0.10	45	2,138,840	<i>a</i>	131,490,611	0.19	(129,351,771) -	<i>b</i>	
2014	63,337,889	0.05	53	3,232,930	0.01	60,104,959	0.09	56,872,029 -	<i>b</i>	
2013	65,185,029	0.05	51	3,240,603	0.01	61,944,426	0.10	58,703,823 -	<i>b</i>	
2012	13,357,441	0.01	75	5,755,599	0.01	7,601,842	0.01	1,846,243 -	<i>b</i>	
2011	15,578,541	0.01	70	4,637,876	0.01	10,940,665	0.02	6,302,789 -	<i>b</i>	
United Arab Emirates, n.e.s ^{14/}										
2015	834,499,277	0.64	20	313,121,877	0.53	521,377,400	0.73	(208,255,523) -	132,012	
2014	1,212,299,416	0.95	18	364,907,924	0.59	847,391,492	1.30	482,483,568 -	89,337	
2013	1,370,833,848	1.15	16	302,359,742	0.53	1,068,474,106	1.71	766,114,364 -	127,782	
2012	2,164,986,308	1.90	13	220,220,807	0.42	1,944,765,501	3.13	1,724,544,694 -	7,550,303	
2011	1,947,758,182	1.79	14	218,187,553	0.45	1,729,570,629	2.86	1,511,383,076 -	495,636	
United Kingdom of Great Britain										
2015	898,249,611	0.69	19	499,588,843	0.85	398,660,768	0.56	100,928,075 +	273,019	
2014	846,348,255	0.66	21	460,729,336	0.74	385,618,919	0.59	75,110,417 +	1,139,912	
2013	879,250,673	0.74	22	577,761,352	1.02	301,489,321	0.48	276,272,031 +	1,961,587	
2012	927,908,316	0.81	20	656,582,825	1.26	271,325,491	0.44	385,257,334 +	10,395,037	
2011	687,979,674	0.63	23	400,891,090	0.83	287,088,584	0.47	113,802,506 +	25,562,540	
United States of America ^{15/}										
2015	16,490,532,074	12.70	3	9,022,513,560	15.34	7,468,018,514	10.51	1,554,495,046 +	23,666,010	
2014	14,399,117,950	11.29	3	8,660,777,953	13.95	5,738,339,997	8.77	2,922,437,956 +	39,294,202	
2013	#####	12.88	2	8,323,831,317	14.68	#####	11.25	1,303,351,524 -	28,928,937	
2012	14,541,378,764	12.73	2	7,417,441,379	14.24	7,123,937,385	11.47	293,503,994	27,187,089	
2011	13,638,172,779	12.53	2	7,101,908,548	14.70	6,536,264,231	10.80	565,644,317 +	57,744,669	
Uruguay										
2015	90,237,815	0.07	50	12,952,559	0.02	77,285,256	0.11	(64,332,697) -	<i>b</i>	
2014	100,646,711	0.08	45	20,660,685	0.03	79,986,026	0.12	59,325,341 -	<i>b</i>	
2013	98,675,014	0.08	48	28,708,616	0.05	69,966,398	0.11	41,257,782 -	364,000	
2012	69,655,052	0.06	46	13,997,280	0.03	55,657,772	0.09	41,660,492 -	<i>b</i>	
2011	65,652,285	0.06	52	13,445,915	0.03	52,206,370	0.09	38,760,455 -	<i>b</i>	
Uzbekistan ^{16/}										
2015	1,179,387	<i>a</i>	137	1,156,464	<i>a</i>	22,923	<i>a</i>	1,133,541 +	<i>b</i>	
2014	684,228	<i>a</i>	142	684,228	<i>a</i>	<i>b</i>	<i>a</i>	684,228 +	<i>b</i>	
2013	1,663,744	<i>a</i>	123	208,514	<i>a</i>	1,455,230	<i>a</i>	1,246,716 -	<i>b</i>	
2012	799,820	<i>a</i>	141	420,960	<i>a</i>	378,860	<i>a</i>	42,100 +	<i>b</i>	
2011	214,224	<i>a</i>	165	214,224	<i>a</i>	<i>b</i>	<i>a</i>	214,224 +	<i>b</i>	
Vanuatu										
2015	1,472,888	<i>a</i>	129	517,447	<i>a</i>	955,441	<i>a</i>	(437,994) -	<i>b</i>	
2014	478,405	<i>a</i>	147	462,016	<i>a</i>	16,389	<i>a</i>	445,627 +	<i>b</i>	
2013	1,756,331	<i>a</i>	121	826,630	<i>a</i>	929,701	<i>a</i>	103,071 -	<i>b</i>	
2012	1,780,430	<i>a</i>	118	390,544	<i>a</i>	1,389,886	<i>a</i>	999,342 -	2,802	
2011	4,965,233	<i>a</i>	95	538,670	<i>a</i>	4,426,563	0.01	3,887,893 -	<i>b</i>	
Vatican State										
2015	<i>b</i>	0.00	-	<i>b</i>	<i>a</i>	<i>b</i>	<i>a</i>	<i>b</i>	<i>b</i>	
2014	<i>b</i>	0.00	-	<i>b</i>	<i>a</i>	<i>b</i>	<i>a</i>	<i>b</i>	<i>b</i>	
2013	<i>b</i>	0.00	-	<i>b</i>	<i>a</i>	<i>b</i>	<i>a</i>	<i>b</i>	<i>b</i>	
2012	<i>b</i>	0.00	-	<i>b</i>	<i>a</i>	<i>b</i>	<i>a</i>	<i>b</i>	<i>b</i>	
2011	110,772	<i>a</i>	176	110,772	<i>a</i>	<i>b</i>	<i>a</i>	110,772 +	<i>b</i>	
Venezuela										
2015	3,764,737	<i>a</i>	104	3,426,043	0.01	338,694	<i>a</i>	3,087,349 +	<i>b</i>	
2014	4,885,484	<i>a</i>	96	4,770,471	0.01	115,013	<i>a</i>	4,655,458 +	<i>b</i>	
2013	4,357,615	<i>a</i>	98	3,931,756	0.01	425,859	<i>a</i>	3,505,897 +	<i>b</i>	
2012	8,232,563	0.01	84	7,951,426	0.02	281,137	<i>a</i>	7,670,289 +	28,000	
2011	6,309,919	0.01	90	5,823,040	0.01	486,879	<i>a</i>	5,336,161 +	<i>b</i>	
Vietnam										
2015	2,208,308,383	1.70	13	708,402,313	1.20	1,499,906,070	2.11	(791,503,757) -	441,449	
2014	1,671,534,486	1.31	15	375,623,660	0.60	1,295,910,826	1.98	920,287,166 -	1,306,173	
2013	1,350,608,614	1.13	18	540,859,196	0.95	809,749,418	1.30	268,890,222 -	2,692,808	
2012	1,579,710,077	1.38	16	594,177,155	1.14	985,532,922	1.59	391,355,767 -	1,617,916	
2011	1,601,562,298	1.47	15	752,140,869	1.56	849,421,429	1.40	97,280,560 -	2,696,257	
Virgin Islands (British)										
2015	8,794,848	0.01	85	7,066,683	0.01	1,728,165	<i>a</i>	5,338,518 +	<i>b</i>	
2014	191,729	<i>a</i>	169	5,053	<i>a</i>	186,676	<i>a</i>	181,623 -	<i>b</i>	
2013	551,709	<i>a</i>	149	188,748	<i>a</i>	362,961	<i>a</i>	174,213 -	<i>b</i>	
2012	318,076	<i>a</i>	165	180,870	<i>a</i>	137,206	<i>a</i>	43,664 +	<i>b</i>	
2011	560,434	<i>a</i>	149	174,637	<i>a</i>	385,797	<i>a</i>	211,160 -	<i>b</i>	

TABLE 3 - Concluded

Country and Year	Total Trade			Exports ^{1/}		Imports		Balance of trade		Re-exports
	Value	Percent share	Rank	Value	Percent share	Value	Percent share	Favorable (+) Unfavorable (-)		
Virgin Islands (U.S.)										
2015	227,673	<i>a</i>	170	119,558	<i>a</i>	108,115	<i>a</i>	11,443	+	<i>b</i>
2014	5,778,823	<i>a</i>	94	1,270,873	<i>a</i>	4,507,950	0.01	3,237,077	-	<i>b</i>
2013	1,995,208	<i>a</i>	114	1,194,220	<i>a</i>	800,988	<i>a</i>	393,232	+	<i>b</i>
2012	86,429	<i>a</i>	191	84,130	<i>a</i>	2,299	<i>a</i>	81,831	+	<i>b</i>
2011	76,339	<i>a</i>	185	75,466	<i>a</i>		<i>c</i>	74,593	+	<i>b</i>
Wake Islands										
2015	30,897	<i>a</i>	196	<i>b</i>	<i>a</i>	30,897	<i>a</i>	(30,897)	-	<i>b</i>
2014	<i>b</i>	0.00	-	<i>b</i>	<i>a</i>	<i>b</i>	<i>a</i>	<i>b</i>		<i>b</i>
2013	<i>b</i>	0.00	-	<i>b</i>	<i>a</i>	<i>b</i>	<i>a</i>	<i>b</i>		<i>b</i>
2012	<i>b</i>	0.00	-	<i>b</i>	<i>a</i>	<i>b</i>	<i>a</i>	<i>b</i>		<i>b</i>
2011	<i>b</i>	0.00	-	<i>b</i>	<i>a</i>	<i>b</i>	<i>a</i>	<i>b</i>		<i>b</i>
Western Portugese Africa										
2015	<i>b</i>	0.00	-	<i>b</i>	<i>a</i>	<i>b</i>	<i>a</i>	<i>b</i>		<i>b</i>
2014	<i>b</i>	0.00	-	<i>b</i>	<i>a</i>	<i>b</i>	<i>a</i>	<i>b</i>		<i>b</i>
2013	<i>b</i>	0.00	-	<i>b</i>	<i>a</i>	<i>b</i>	<i>a</i>	<i>b</i>		<i>b</i>
2012	<i>b</i>	0.00	-	<i>b</i>	<i>a</i>	<i>b</i>	<i>a</i>	<i>b</i>		<i>b</i>
2011	1,218	<i>a</i>	212	1,218	<i>a</i>	<i>b</i>	<i>a</i>	1,218	+	<i>b</i>
Western Samoa										
2015	706,067	<i>a</i>	147	705,484	<i>a</i>	<i>c</i>	<i>a</i>	704,901	+	<i>b</i>
2014	1,281,411	<i>a</i>	129	1,219,404	<i>a</i>	62,007	<i>a</i>	1,157,397	+	<i>b</i>
2013	1,272,306	<i>a</i>	132	1,271,090	<i>a</i>	1,216	<i>a</i>	1,269,874	+	<i>b</i>
2012	807,362	<i>a</i>	140	802,356	<i>a</i>	5,006	<i>a</i>	797,350	+	<i>b</i>
2011	658,118	<i>a</i>	145	658,053	<i>a</i>	<i>c</i>	<i>a</i>	657,988	+	<i>b</i>
Yemen, Republic of										
2015	2,952,873	<i>a</i>	110	2,946,992	0.01	5,881	<i>a</i>	2,941,111	+	<i>b</i>
2014	4,932,426	<i>a</i>	95	4,368,216	0.01	564,210	<i>a</i>	3,804,006	+	<i>c</i>
2013	126,928,223	0.11	46	8,484,041	0.01	118,444,182	0.19	109,960,141	-	<i>b</i>
2012	6,388,628	0.01	90	6,347,279	0.01	41,349	<i>a</i>	6,305,930	+	<i>b</i>
2011	6,673,345	0.01	87	6,673,345	0.01	<i>b</i>	<i>a</i>	6,673,345	+	<i>b</i>
Zambia										
2015	3,158,710	<i>a</i>	107	17,451	<i>a</i>	3,141,259	<i>a</i>	(3,123,808)	-	<i>b</i>
2014	1,409,248	<i>a</i>	126	108,546	<i>a</i>	1,300,702	<i>a</i>	1,192,156	-	<i>b</i>
2013	276,892	<i>a</i>	164	179,975	<i>a</i>	96,917	<i>a</i>	83,058	+	<i>b</i>
2012	366,618	<i>a</i>	161	92,774	<i>a</i>	273,844	<i>a</i>	181,070	-	<i>b</i>
Zimbabwe										
2015	2,499,560	<i>a</i>	116	344,505	<i>a</i>	2,155,055	<i>a</i>	(1,810,550)	-	<i>b</i>
2014	1,564,520	<i>a</i>	121	92,856	<i>a</i>	1,471,664	<i>a</i>	1,378,808	-	1,902
2013	634,569	<i>a</i>	145	301,818	<i>a</i>	332,751	<i>a</i>	30,933	-	<i>b</i>
2012	2,148,927	<i>a</i>	116	2,129,010	<i>a</i>	19,917	<i>a</i>	2,109,093	+	2,000,000
2011	1,464,362	<i>a</i>	120	214,030	<i>a</i>	1,250,332	<i>a</i>	1,036,302	-	<i>b</i>

a - less than 0.01 percent

b - no data

c - less than \$1,000

Notes:

- 1/ - Sum of domestic exports and re-exports
2/ - Formerly included in USSR
3/ - Prior to 1993, it was included in Yugoslavia
4/ - Prior to 1993, it was included in Yugoslavia
5/ - Prior to 1993, it was included in Czechoslovakia
6/ - Includes Okinawa
7/ - Prior to 1993, data was included in U.S.S.R.
8/ - Composed of Malaysia, Fed. of, Sabah and Sarawak
9/ - Prior to 2001, it was included in Trust Territory
10/ - Includes Canal Zone
11/ - Prior to 1992, data were for U.S.S.R.
12/ - Prior to 1993, it was included in Czechoslovakia
13/ - Prior to 1993, it was included in Yugoslavia
14/ - Includes Abu Dhabi and Dubai
15/ - Includes Alaska and Hawaii
16/ - Prior to 1992, data were for U.S.S.R.
17/ - Prior to 2006, it was included in Yugoslavia
18/ - Former name Zaire, Republic of

Source: Philippine Statistics Authority, Trade Statistics Division

TABLE 4 Foreign Trade of the Philippines by Economic Bloc: 2010-2015
(FOB Value in U.S. Dollars)

Economic Bloc ^{2/} and Year	Member Countries	Total trade		Exports ^{1/}		Imports		Balance of Trade		Re-exports
		Value	Percent share	Value	Percent share	Value	Percent share	Favorable (+)	Unfavorable (-)	
World Trade Organization (WTO) ^{3/}										
2015	159	120,878,763,086	93.06	55,774,715,286	94.81	65,104,047,800	91.61	(9,329,332,514)	-	150,590,376
2014	159	119,982,938,182	94.10	59,058,856,035	95.10	60,924,082,147	93.16	1,865,226,112	-	214,419,764
2013	158	111,404,202,251	93.53	54,270,091,280	95.72	57,134,110,971	91.55	2,864,019,691	-	186,171,255
2012	152	105,764,751,223	92.59	49,945,083,538	95.86	55,819,667,685	89.85	5,874,584,147	-	345,674,346
2011	153	68,218,894,489	62.70	32,426,662,213	67.13	35,792,232,276	67.13	3,365,570,063	-	443,762,451
Economic and Social Commission for Asia and the Pacific (ESCAP) ^{4/}										
2015	53	95,905,957,391	73.83	42,956,231,928	73.02	52,949,725,463	74.51	(9,993,493,535)	-	116,616,522
2014	53	95,370,160,893	74.80	47,296,525,304	76.16	48,073,635,589	73.51	777,110,285	-	172,608,349
2013	53	88,228,890,708	74.07	43,415,449,910	76.57	44,813,440,798	71.80	1,397,990,888	-	146,224,299
2012	53	84,358,713,612	73.85	39,756,854,668	76.31	44,601,858,944	71.79	4,845,004,276	-	280,741,381
2011	53	81,272,295,417	74.70	37,018,806,382	76.64	44,253,489,035	73.15	7,234,682,653	-	437,718,029
Association of Southeast Asian Nations (ASEAN)										
2015	10	26,705,122,503	20.56	8,750,864,836	14.88	17,954,257,667	25.26	(9,203,392,831)	-	69,224,941
2014	10	24,862,528,462	19.50	9,211,672,966	14.83	15,650,855,496	23.93	6,439,182,530	-	101,310,852
2013	10	22,393,391,451	18.80	8,842,900,289	15.60	13,550,491,162	21.71	4,707,590,873	-	53,249,841
2012	10	23,923,182,290	20.94	9,801,120,852	18.81	14,122,061,438	22.73	4,320,940,586	-	110,619,062
2011	10	22,985,689,841	21.13	8,691,128,030	17.99	14,294,561,811	23.63	5,603,433,781	-	161,025,499
European Union (EU) ^{5/}										
2015	28	13,881,279,269	10.69	7,186,213,655	12.22	6,695,065,614	9.42	491,148,041	+	23,827,166
2014	28	14,338,304,395	11.25	6,715,008,799	10.81	7,623,295,596	11.66	908,286,797	-	19,371,486
2013	28	12,808,100,236	10.75	6,553,973,810	11.56	6,254,126,426	10.02	299,847,384	+	37,409,424
2012	27	10,571,115,927	9.25	5,927,708,327	11.38	4,643,407,600	7.47	1,284,300,727	+	31,982,995
2011	27	10,399,154,531	9.56	5,949,503,665	12.32	4,449,650,866	7.36	1,499,852,799	+	140,859,333
Generalized System of Preferences Donor Countries (GSPDC)										
2015	40	53,087,358,127	40.87	29,963,220,977	50.93	23,124,137,150	32.54	6,839,083,827	+	60,482,231
2014	38	52,803,544,554	41.41	31,187,370,396	50.22	21,616,174,158	33.05	9,571,196,238	+	91,414,410
2013	32	14,978,441,637	12.58	6,959,540,921	12.27	8,018,900,716	12.85	1,059,359,795	-	49,833,589
2012	32	12,559,527,465	11.00	6,440,524,526	12.36	6,119,002,939	9.85	321,521,587	+	53,798,437
2011	32	12,751,027,379	11.72	6,338,833,013	13.12	6,412,194,366	10.60	73,361,353	-	159,294,066
Organization for Economic Cooperation and Development (OECD)										
2015	34	59,963,179,663	46.16	32,396,337,423	55.07	27,566,842,240	38.79	4,829,495,183	+	63,457,332
2014	34	59,917,823,710	46.99	34,139,366,407	54.97	25,778,457,303	39.42	8,360,909,104	+	95,961,572
2013	34	57,944,192,240	48.65	32,056,292,920	56.54	25,887,899,320	41.48	6,168,393,600	+	118,774,456
2012	34	53,254,041,067	46.62	27,758,272,054	53.28	25,495,769,013	41.04	2,262,503,041	+	191,277,650
2011	34	50,280,313,707	46.21	25,736,507,941	53.28	24,543,805,766	40.57	1,192,702,175	+	344,111,818
European Free Trade Area (EFTA)										
2015	4	665,375,438	0.51	281,907,932	0.48	383,467,506	0.54	(101,559,574)	-	358,437
2014	4	643,755,268	0.50	270,715,619	0.44	373,039,649	0.57	102,324,030	-	16,495,017
2013	4	671,932,938	0.56	306,903,145	0.54	365,029,793	0.58	58,126,648	-	12,399,396
2012	4	759,995,961	0.67	414,739,051	0.80	345,256,910	0.56	69,482,141	+	21,230,300
2011	4	622,865,475	0.57	284,882,346	0.59	337,983,129	0.56	53,100,783	-	16,184,775
Latin American Free Trade Association (LAFTA)										
2015	13	1,623,546,746	1.25	758,952,883	1.29	864,593,863	1.22	(105,640,980)	-	38,193
2014	13	1,689,696,131	1.33	799,854,592	1.29	889,841,539	1.36	89,986,947	-	18,870
2013	12	1,423,539,381	1.20	572,927,093	1.01	850,612,288	1.36	277,685,195	-	2,799,534
2012	12	1,309,402,436	1.15	517,803,488	0.99	791,598,948	1.27	273,795,460	-	749,123
2011	12	1,475,947,351	1.36	620,777,809	1.29	855,169,542	1.41	234,391,733	-	19,131,821
Asia Pacific Economic Cooperation (APEC)										
2015	21	106,637,941,362	82.10	48,684,104,437	82.76	57,953,836,925	81.55	(9,269,732,488)	-	129,790,413
2014	21	103,180,750,982	80.93	52,769,228,540	84.97	50,411,522,442	77.08	2,357,706,098	+	241,781,362
2013	21	96,061,679,249	80.65	47,624,816,366	84.00	48,436,862,883	77.61	812,046,517	-	138,392,407
2012	21	92,754,913,676	81.20	44,131,178,376	84.71	48,623,735,300	78.26	4,492,556,924	-	292,852,037
2011	21	87,647,651,203	80.56	40,108,205,390	83.03	47,539,445,813	78.58	7,431,240,423	-	483,779,233

Notes: 1/ - Sum of domestic exports and re-exports

2/ - See list of member countries (page xviii)

3/ - Prior to 1994 data, it was named General Agreement on Tariffs and Trade (GATT)

4/ - Excludes associate members

5/ - Prior to 1996 it was named European Community; 1997 onward, it was named European Union (EU); and starting July 2013, Croatia was added as new member of EU

Source: Philippine Statistics Authority, Trade Statistics Division

TABLE 5 Foreign Trade of the Philippines by Local Port: 2015
(FOB Value in U.S. Dollars)

Port	Total		Exports ^{1/}		Imports		Re-exports
	Value	Percent Share	Value	Percent Share	Value	Percent Share	
TOTAL	129,894,463,841	100.00	58,827,235,355	100.00	71,067,228,486	100.00	157,463,326
Luzon	112,839,880,097	86.87	49,324,700,550	83.85	63,515,179,547	89.37	150,323,639
ALBAY, RAPU-RAPU BICOL EXPORT PROCESSING	104,519	<i>a</i>	104,519	<i>a</i>	<i>b</i>	-	-
ANGELES INDUSTRIAL PARK (AIP) SPECIAL EXPORT PROCESSING ZONE, BACOLOR PAMPANGA	198,392,801	0.15	137,506,533	0.23	60,886,268	0.09	1,200
APARRI, CAGAYAN	1,712,046	<i>a</i>	463,979	<i>a</i>	1,248,067	<i>a</i>	-
ATLANTIC GULF & PACIFIC CO., LTD. SAN FERNANDO, LA UNION	359,797	<i>a</i>	<i>b</i>	-	359,797	<i>a</i>	-
BAGUIO EXPORT PROCESSING ZONE BAGUIO CITY, BENGUET	1,472,742,875	1.13	898,490,347	1.53	574,252,528	0.81	9,000
BATAAN SHIPYARD AND ENG'G. CO., INC. (BASECO) BATAAN EXPORT PROCESSING ZONE MARIVELES, BATAAN	409,258,692	0.32	191,972	<i>a</i>	409,066,720	0.58	-
BATAAN SHIPYARD AND ENGINEERING CO.,INC. MARIVELES,BATAAN	1,662	<i>a</i>	1,662	<i>a</i>	<i>b</i>	-	-
BATANGAS BAY TERMINAL, INCORPORATED BO. BOLO, BAUAN, BATANGAS	228,784	<i>a</i>	<i>b</i>	-	228,784	<i>a</i>	-
BATANGAS, BATANGAS	8,231,355,475	6.34	953,115,769	1.62	7,278,239,706	10.24	14,722,330
BESCOM COMMODITIES CORPORATION PASACAO,CAMARINES SUR	1,686	<i>a</i>	<i>b</i>	-	1,686	<i>a</i>	-
CABUGAO, ILOCOS SUR	<i>c</i>	<i>a</i>	<i>b</i>	-	<i>c</i>	<i>a</i>	-
CALAMBA PRIMIÈRE INDUSTRIAL PARK BGY. BATINO, PRINZA BARANDAL, CALAMBA, LAGUNA	1,046,230,411	0.81	418,453,185	0.71	627,777,226	0.88	478,057
CALAPAN, ORRIENTAL MINDORO	<i>c</i>	<i>a</i>	<i>b</i>	-	<i>c</i>	<i>a</i>	-
CALTEX PHILIPPINES, INCORPORATED MOORING FACILITY, TANAUAN, BATANGAS	3,323,452	<i>a</i>	<i>b</i>	-	3,323,452	<i>a</i>	-
CALTEX PHILIPPINES, INCORPORATED SAN PASCUAL, BATANGAS	336,811,988	0.26	<i>b</i>	-	336,811,988	0.47	-
CANLUBANG INDUSTRIAL ESTATE ASSOCIATION CALAMBA LAGUNA	7,332,567	0.01	<i>b</i>	-	7,332,567	0.01	-
CARMELRAY INDUSTRIAL PARK SPECIAL EXPORT PROCESSING ZONE, CANLUBANG LAGUNA	3,275,906,867	2.52	2,388,271,503	4.06	887,635,364	1.25	4,744,335
CAVITE EXPORT PROCESSING ZONE, CAVITE	8,473,916,327	6.52	6,373,533,264	10.83	2,100,383,063	2.96	490,850
CLARK AIRBASE	210,204,783	0.16	5,537,115	0.01	204,667,668	0.29	314,056
CLARK SPECIAL ECONOMIC ZONE (CSEC) COCOHEM AGRO-INDUSTRIAL PARK, BAUAN, BATANGAS	5,709,074,830	4.40	3,734,581,818	6.35	1,974,493,012	2.78	<i>c</i>
CONSOLIDATED MINES, INCORPORATED DINAHUNAN, BO. SAYAO, MOGPOG, MARINDUQUE	186,701,199	0.14	19,333,280	0.03	167,367,919	0.24	-
DAGUPAN CITY, PANGASINAN	327,100	<i>a</i>	<i>b</i>	-	327,100	<i>a</i>	-
DAIICHI INDUSTRIAL PARK SPECIAL EXPORT PROCESSING ZONE SILANG CAVITE	<i>c</i>	<i>a</i>	<i>b</i>	-	<i>c</i>	<i>a</i>	-
DINAQUI POINT, SAN MARIANO, ISABELA	27,013,519	0.02	17,461,954	0.03	9,551,565	0.01	-
EASTWOOD CITY CYBERPARK LIBIS, QUEZON CITY	<i>c</i>	<i>a</i>	<i>b</i>	-	<i>c</i>	<i>a</i>	-
E-SQUARE(ITP) INFORMATION TECHNOLOGY PARK SEPZ, FORT BONIFACIO, TAGUIG M.M.	8,548,151	0.01	261,633	<i>a</i>	8,286,518	0.01	-
FIRST CAVITE INDUSTRIAL ESTATE (FCIE) SPECIAL EXPORT PROCESSING ZONE,DASMARINAS	2,193,594	<i>a</i>	667,311	<i>a</i>	1,526,283	<i>a</i>	-
FIRST PHIL IND'L PARK BRGY STA ANASTASIA STO TOMAS BATANGAS	2,353,013,382	1.81	1,835,237,423	3.12	517,775,959	0.73	1,779,162
GAANG, CURRIMAO, ILOCOS NORTE	227,392,880	0.18	1,248	<i>a</i>	227,391,632	0.32	<i>c</i>
GABUT PORT BADOC, ILOCOS NORTE	4,092,429	<i>a</i>	636,264	<i>a</i>	3,456,165	<i>a</i>	-
GATEWAY BUSINESS PARK (GBP) SPECIAL ECONOMIC ZONE BAY, GENERAL TRIAS CAVITE	9,268	<i>a</i>	<i>b</i>	-	9,268	<i>a</i>	-
GOVERNMENT PIER, PORO POINT SAN FERNADO, LA UNION	4,396,131,747	3.38	2,465,709,282	4.19	1,930,422,465	2.72	-
GREENFIELD AUTOMOTIVE PARK (GAP) SPEZ STA. ROSA LAGUNA	7,588	<i>a</i>	<i>b</i>	-	7,588	<i>a</i>	-
JOSE PANGANIBAN, CAMARINES NORTE	92,754,203	0.07	63,644,784	0.11	29,109,419	0.04	-
KEPPEL (PHIL.) SHIPYARD, INCORPORATED BO. BOLO, BAUAN, BATANGAS	<i>c</i>	<i>a</i>	<i>b</i>	-	<i>c</i>	<i>a</i>	-
	545,247	<i>a</i>	<i>b</i>	-	545,247	<i>a</i>	-

TABLE 5 - Continued

Port	Total		Exports ^{1/}		Imports		Re-exports
	Value	Percent Share	Value	Percent Share	Value	Percent Share	
LAGUNA AUTOMOTIVE PARK (LAP) SEPZ - STA. ROSA, LAGUNA	21,827	<i>a</i>	<i>b</i>	-	21,827	<i>a</i>	-
LAGUNA INTERNATIONAL INDUSTRIAL PARKS(LIIP) SPECIAL EXPORT PROCESSING ZONE, BINAN	1,347,347,183	1.04	1,285,738,761	2.19	61,608,422	0.09	13,510
LAGUNA TECHNOPARK, INC. (LTI) SPECIAL EXPORT PROCESSING ZONE, BINAN	9,259,567,554	7.13	5,411,904,006	9.20	3,847,663,548	5.41	2,581,388
LEGASPI CITY, ALBAY	207,194,858	0.16	165,842,470	0.28	41,352,388	0.06	-
LEGASPI OIL COMPANY ARIMBAY, LEGASPI CITY	5,185,383	<i>a</i>	5,185,383	0.01	<i>b</i>	-	-
LIGHT INDUSTRY AND SCIENCE PARK OF THE PHILS. (LISPP), SPECIAL EXPORT PROCESSING ZONE, BO. DIEZMO, CABUYAO, LAGUNA	3,501,159,500	2.70	2,066,082,721	3.51	1,435,076,779	2.02	3,615
LIMA TECHNOLOGY CENTER SPECIAL PHIL ECONOMIC ZONE BATANGAS CITY	852,930,137	0.66	442,952,940	0.75	409,977,197	0.58	-
LIMAY, BATAAN	3,932,458,572	3.03	339,245,043	0.58	3,593,213,529	5.06	-
LUCANIN PIER, MARIVELES, BATAAN	20,745	<i>a</i>	<i>b</i>	-	20,745	<i>a</i>	-
LUISITA INDUSTRIAL PARKS (LIP) SPECIAL EXPORT PROCESSING ZONE, HACIENDA LUISITA, SAN MIGUEL, TARLAC	645,358,455	0.50	278,532,736	0.47	366,825,719	0.52	405,436
MACONACON, ISABELA	46,818	<i>a</i>	<i>b</i>	-	46,818	<i>a</i>	-
MAKILING TECTHNOLOGY EXPORT PROCESSING ZONE	48,718,112	0.04	<i>b</i>	-	48,718,112	0.07	-
MANILA (SOUTH HARBOR)	8,538,363,560	6.57	1,560,598,585	2.65	6,977,764,975	9.82	3,702,634
MANILA INTERNATIONAL CONTAINER PORT	22,765,043,035	17.53	8,098,892,671	13.77	14,666,150,364	20.64	37,683,403
MARIVELES, BATAAN	442,431,602	0.34	169,779,960	0.29	272,651,642	0.38	32,492
MASBATE, MASBATE	4,944,638	<i>a</i>	4,914,418	0.01	30,220	<i>a</i>	-
MASINLOC, ZAMBALES	169,079,042	0.13	15,050,105	0.03	154,028,937	0.22	-
NINOY AQUINO INTERNATIONAL AIRPORT	17,261,304,444	13.29	7,195,049,423	12.23	10,066,255,021	14.16	79,533,054
NISSAN TECHNOPARK BGY. PULONG, SANTA CRUZ, SANTA ROSA, LAGUNA	10,225	<i>a</i>	<i>b</i>	-	10,225	<i>a</i>	-
PEOPLE'S TECHNOLOGY COMPLEX (PTC) SEPZ, CARMONA, CAVITE	585,605,773	0.45	145,497,530	0.25	440,108,243	0.62	-
PILIPINAS SHELL PETROLEUM CORPORATION TABANGAO, BATANGAS	401,147,624	0.31	<i>b</i>	-	401,147,624	0.56	-
PUERTO PRINCESA CITY, PALAWAN	490,158,312	0.38	398,793,952	0.68	91,364,360	0.13	-
RIO TUBA NICKEL MINING CORPORATION RIO TUBA, BATARAZA, PALAWAN	59,200	<i>a</i>	<i>b</i>	-	59,200	<i>a</i>	-
SAN FERNANDO, LA UNION	473,482,668	0.36	376,709,433	0.64	96,773,235	0.14	-
SIAIN, QUEZON	308,831,757	0.24	960,000	<i>a</i>	307,871,757	0.43	-
SUAL, PANGASINAN	151,211,166	0.12	3,835,811	0.01	147,375,355	0.21	-
SUBIC AREA FREE PORT SBMA, OLONGAPO CITY	4,195,046,552	3.23	1,738,591,656	2.96	2,456,454,896	3.46	2,682,505
SUBIC BAY INTERNATIONAL AIRPORT	1,764,867	<i>a</i>	1,432,440	<i>a</i>	332,427	<i>a</i>	1,054,102
SUBIC BAY, OLONGAPO CITY, ZAMBALES	62,835,385	0.05	43,060,538	0.07	19,774,847	0.03	-
SUBIC SHIPYARD AND ENGINEERING, INC. SEPZ ENTERPRISE, CABANGAAN PT. BO. CAWAG, SUBIC ZAMBALES	94,774,206	0.07	48,242	<i>a</i>	94,725,964	0.13	-
TABACO, ALBAY	40,158,700	0.03	39,670,774	0.07	487,926	<i>a</i>	-
TABANGAO SPECIAL ECONOMIC ZONE (TSEZ) TABANGAO, BATANGAS	18,471	<i>a</i>	<i>b</i>	-	18,471	<i>a</i>	-
TOYOTA STA. ROSA (LAGUNA) COMPLEX SPECIAL ECONOMIC ZONE, BGY. PULONG, STA. CRUZ, STA. ROSA, LAGUNA	359,543,340	0.28	211,071,490	0.36	148,471,850	0.21	91,492
VICTORIA WAVE (VW) SPECIAL EXPORT PROCESSING ZONE BO. MALARIA, TALA, KALOOCCAN CITY	18,365,623	0.01	12,054,617	0.02	6,311,006	0.01	-
Visayas	8,821,294,349	6.79	4,851,812,409	8.25	3,969,481,940	5.59	5,412,627
BACOLOD CITY, NEGROS OCCIDENTAL	44,817	<i>a</i>	<i>b</i>	-	44,817	<i>a</i>	-
CALBAYOG CITY, WESTERN SAMAR	<i>c</i>	<i>a</i>	<i>b</i>	-	<i>c</i>	<i>a</i>	-
CATBALOGAN, WESTERN SAMAR	4,417,062	<i>a</i>	4,417,062	0.01	<i>b</i>	-	-
CEBU CITY, CEBU	4,080,306,457	3.14	1,531,769,347	2.60	2,548,537,110	3.59	4,687,315
CEBU INTERNATIONAL AIRPORT	262,238,655	0.20	35,810,008	0.06	226,428,647	0.32	570,352
DANAOG CITY, CEBU	34,948,581	0.03	<i>b</i>	-	34,948,581	0.05	-
DUMAGUETE CITY, NEGROS ORIENTAL	49,339,146	0.04	18,478,096	0.03	30,861,050	0.04	-
ILOILO CITY, ILOILO	420,497,928	0.32	146,551,270	0.25	273,946,658	0.39	-
ISABEL, LEYTE	1,320,419	<i>a</i>	<i>b</i>	-	1,320,419	<i>a</i>	-
LAPU-LAPU CITY, CEBU	<i>c</i>	<i>a</i>	<i>b</i>	-	<i>c</i>	<i>a</i>	-
LEYTE INDUSTRIAL DEVELOPMENT ESTATE - LIDE (INCL. PASAR & PHILPHOS) SPECIAL EXPORT PROCESSING ZONE, ISABEL, LEYTE	471,375,998	0.36	321,065,689	0.55	150,310,309	0.21	-

TABLE 5 - Concluded

Port	Total		Exports ^{1/}		Imports		Re-exports
	Value	Percent Share	Value	Percent Share	Value	Percent Share	
MACTAN EXPORT PROCESSING ZONE, LAPU-LAPU CITY, CEBU	3,272,960,343	2.52	2,731,536,334	4.64	541,424,009	0.76	154,960
NEW CEBU TOWNSHIP ONE, SPECIAL EXPORT PROCESSING ZONE, NAGA, CEBU	21,523,261	0.02	20,548,061	0.03	975,200	<i>a</i>	-
PULUPANDAN, NEGROS OCCIDENTAL	124,904,053	0.10	14,696,667	0.02	110,207,386	0.16	-
ROXAS CITY, CAPIZ	608,385	<i>a</i>	608,293	<i>a</i>	<i>c</i>	<i>a</i>	-
SAN JOSE, NORTHERN SAMAR	673,108	<i>a</i>	<i>b</i>	-	673,108	<i>a</i>	-
TACLOBAN CITY, LEYTE	31,366,836	0.02	26,331,582	0.04	5,035,254	0.01	-
TAGBILARAN, BOHOL	<i>c</i>	<i>a</i>	<i>b</i>	-	<i>c</i>	<i>a</i>	-
WEST CEBU INDUSTRIAL PARK - SEPZ (NCIP) BALAMBAN CEBU	44,768,191	0.03	<i>b</i>	-	44,768,191	0.06	-
Mindanao	8,233,289,395	6.34	4,650,722,396	7.91	3,582,566,999	5.04	1,727,060
BALOY, MISAMIS ORIENTAL	43,774,261	0.03	43,774,261	0.07	<i>b</i>	-	10,001
BISLIG (MANGAGOY), SURIGAO DEL SUR	679,826,065	0.52	676,146,749	1.15	3,679,316	0.01	-
BUTUAN GOV'T. (P.C.) WHARF, BUTUAN CITY, AGUSAN DEL NORTE	1,503	<i>a</i>	1,503	<i>a</i>	<i>b</i>	-	-
CAGAYAN DE ORO CITY, MISAMIS ORIENTAL	1,841,485,105	1.42	482,139,593	0.82	1,359,345,512	1.91	199,124
CALTEX PHILIPPINES, INCORPORATED SASA, DAVAO CITY, DAVAO DEL SUR	143,032	<i>a</i>	<i>b</i>	-	143,032	<i>a</i>	-
DADIANGAS, GENERAL SANTOS CITY, SOUTH COTABATO	1,263,318,799	0.97	831,783,554	1.41	431,535,245	0.61	23,460
DAVAO CITY, DAVAO DEL SUR	2,911,717,762	2.24	1,432,409,613	2.43	1,479,308,149	2.08	100,603
DAVAO INTERNATIONAL AIRPORT	64,422,450	0.05	61,601,798	0.10	2,820,652	<i>a</i>	-
DINAGAT, DINAGAT ISLAND SURIGAO DEL NORTE	1,460,464	<i>a</i>	1,460,464	<i>a</i>	<i>b</i>	-	-
DIPOLOG CAUSEWAY, DIPOLOG CITY, ZAMBOANGA DEL NORTE	<i>c</i>	<i>a</i>	<i>b</i>	-	<i>c</i>	<i>a</i>	-
DOLE PIER, CALUMPANG, GENERAL SANTOS CITY, SOUTH COTABATO	59,592,544	0.05	59,592,544	0.10	<i>b</i>	-	53,640
GENERAL SANTOS INTERNATIONAL AIRPORT	131,131	<i>a</i>	57,192	<i>a</i>	73,939	<i>a</i>	-
GRANEX EXPORT, INCORPORATED KIWALAN, ILIGAN CITY, LANA DEL NORTE	30,244,830	0.02	28,535,093	0.05	1,709,737	<i>a</i>	-
ILIGAN CITY, LANA DEL NORTE	233,498,441	0.18	15,783,478	0.03	217,714,963	0.31	-
JASAAAN, MISAMIS ORIENTAL	2,940,232	<i>a</i>	<i>b</i>	-	2,940,232	<i>a</i>	-
MASAO, LUMBOCAN, BUTUAN CITY AGUSAN DEL NORTE	128,863,719	0.10	127,754,615	0.22	1,109,104	<i>a</i>	-
MATI, DAVAO ORIENTAL	1,032,529	<i>a</i>	<i>b</i>	-	1,032,529	<i>a</i>	-
OZAMIS CITY, MISAMIS OCCIDENTAL	334,978,198	0.26	323,561,445	0.55	11,416,753	0.02	-
PARANG, MAGUINDANAO	22,965,323	0.02	<i>b</i>	-	22,965,323	0.03	-
PHILIPPINE PACKING CORPORATION BUGO, CAGAYAN DE ORO CITY, MISAMIS ORIENTAL	2,609	<i>a</i>	<i>b</i>	-	2,609	<i>a</i>	-
PHILIPPINE SINTER CORPORATION (COMMONBERTH), VILLANUEVA, CAGAYAN DE ORO CITY, MISAMIS ORIENTAL	13,228,727	0.01	13,183,212	0.02	45,515	<i>a</i>	302,056
PHILIPPINE SINTER CORPORATION (MAINBERTH), VILLANUEVA, CAGAYAN DE ORO CITY, MISAMIS ORIENTAL	22,921,616	0.02	22,884,692	0.04	36,924	<i>a</i>	327,706
PILIPINAS - KAO, INCORPORATED LUZ - BANZON, JASAAAN, MISAMIS ORIENTAL	170,580,478	0.13	165,186,234	0.28	5,394,244	0.01	-
ROXAS, ZAMBOANGA DEL NORTE	1,000	<i>a</i>	1,000	<i>a</i>	<i>b</i>	-	-
SURIGAO CITY, SURIGAO DEL NORTE	43,210,687	0.03	27,263,077	0.05	15,947,610	0.02	-
TAGANITO, CLAVER, SURIGAO DEL NORTE	9,019	<i>a</i>	<i>b</i>	-	9,019	<i>a</i>	-
TAGOLOAN CAUSEWAY/WHARF, MISAMIS ORIENTAL	296,034,735	0.23	296,034,735	0.50	<i>b</i>	-	710,470
TAGUM AGRICULTURAL DEVELOPMENT CORP. WHARF, PANABO, DAVAO DEL NORTE	21,268	<i>a</i>	21,268	<i>a</i>	<i>b</i>	-	-
VILLANUEVA, CAGAYAN DE ORO CITY MISAMIS ORIENTAL	88,264	<i>a</i>	88,264	<i>a</i>	<i>b</i>	-	-
ZAMBOANGA CITY, ZAMBOANGA DEL SUR	66,794,554	0.05	41,458,012	0.07	25,336,542	0.04	-

Note:

a - less than 0.01 percent

b - no data

c - less than \$1,000

Source: Philippine Statistics Authority, Trade Statistics Division

TABLE 6 Philippine Imports by Major Type of Goods: 2015 and 2014
(FOB Value in U.S. Dollars)

Major Type of Goods	2015		2014	
	FOB Value	Percent Share	FOB Value	Percent Share
Total Imports	71,067,228,486	100.00	65,397,984,931	100.00
Capital Goods	19,603,016,288	27.58	16,143,004,138	24.68
Power Generating and Specialized Machines	5,368,150,281	7.55	4,243,748,428	6.49
Office and EDP Machines	1,923,866,631	2.71	1,517,233,348	2.32
Telecommunication Equipment and Electrical Machinery	8,244,736,231	11.60	5,896,265,180	9.02
Land Transport Equipment excluding Passenger Cars and Motorized cycle	1,730,067,550	2.43	1,338,385,343	2.05
Aircraft, Ships and Boats	1,496,633,437	2.11	2,593,709,536	3.97
Professional, Scientific and Controlling Instruments; Photographic and Optical Goods, n.e.s.; Watches and Clocks	839,562,158	1.18	553,662,303	0.85
Raw Materials & Intermediate Goods	30,468,263,369	42.87	26,207,739,126	40.07
Unprocessed Raw Materials	2,556,384,316	3.60	2,019,768,074	3.09
Wheat	1,136,825,542	1.60	839,470,829	1.28
Corn	183,103,670	0.26	185,468,224	0.28
Unmilled cereals excluding rice and corn	8,276,528	0.01	10,310,272	0.02
Crude materials, inedible	1,029,833,815	1.45	854,660,226	1.31
Pulp and waste paper	57,737,727	0.08	57,660,376	0.09
Cotton	22,788,738	0.03	24,821,566	0.04
Synthetic Fibers	89,208,629	0.13	74,809,417	0.11
Metalliferous ores	345,495,076	0.49	218,310,205	0.33
Others	514,603,645	0.72	479,058,662	0.73
Tobacco, unmanufactured	198,344,761	0.28	129,858,523	0.20
Semi-Processed Raw Materials	27,911,879,053	39.28	24,187,971,052	36.99
Feeding stuffs for animals	1,196,466,618	1.68	1,245,842,726	1.91
Animal and vegetable oils and fats	685,486,808	0.96	599,577,993	0.92
Chemical	6,868,037,727	9.66	7,080,586,601	10.83
Chemical compounds	1,318,757,437	1.86	1,330,342,634	2.03
Medicinal and pharmaceutical chemicals	1,174,435,681	1.65	1,081,974,442	1.65
Urea	194,132,820	0.27	228,863,650	0.35
Fertilizer excluding urea	289,402,330	0.41	313,633,293	0.48
Artificial resins	1,599,701,796	2.25	2,077,413,949	3.18
Others	2,291,607,663	3.22	2,048,358,633	3.13
Manufactured goods	7,780,658,258	10.95	6,313,017,214	9.65
Paper and paper products	822,811,120	1.16	824,266,232	1.26
Textile yarn, fabrics and made-up articles	796,767,804	1.12	748,720,928	1.14
Non-metallic mineral manufactures	791,491,651	1.11	742,422,627	1.14
Iron and steel	2,658,926,591	3.74	1,809,118,391	2.77
Non-ferrous metals	726,546,064	1.02	695,937,459	1.06
Metal products	1,284,180,222	1.81	857,111,433	1.31
Others	699,934,806	0.98	635,440,144	0.97
Embroideries	17,853,945	0.03	72,311,971	0.11
Materials/accessories for the manufacture of electrical equipment	11,363,375,697	15.99	8,876,634,547	13.57
Iron ore, not agglomerated	-	0.00	-	0.00
Mineral Fuel & Lubricant	9,249,499,287	13.02	13,189,066,577	20.17
Coal, Coke	845,773,227	1.19	682,574,965	1.04
Petroleum crude	3,985,954,371	5.61	6,217,058,889	9.51
Others	4,417,771,689	6.22	6,289,432,723	9.62
Consumer Goods	11,394,664,669	16.03	9,422,859,687	14.41
Durable	5,358,062,006	7.54	4,440,474,974	6.79
Passenger cars and motorized cycle	2,935,805,534	4.13	2,310,604,140	3.53
Home appliances	564,721,765	0.79	376,744,626	0.58
Miscellaneous manufactures	1,857,534,707	2.61	1,753,126,208	2.68
Non-Durable	6,036,602,663	8.49	4,982,384,713	7.62
Food and live animals chiefly for food	5,439,362,285	7.65	4,515,222,026	6.90
Dairy products	821,582,163	1.16	901,913,465	1.38
Fish and fish preparation	361,467,358	0.51	240,099,255	0.37
Rice	586,156,767	0.82	428,331,441	0.65
Fruits and vegetables	668,263,116	0.94	454,062,790	0.69
Others	3,001,892,881	4.22	2,490,815,075	3.81
Beverages and tobacco manufacture	229,843,159	0.32	152,876,290	0.23
Articles of apparel, accessories	367,397,219	0.52	314,286,397	0.48
Special Transactions	351,784,873	0.50	435,315,403	0.67
Articles temporarily imported and exported	63,107,681	0.09	129,584,957	0.20
Others	288,677,192	0.41	305,730,446	0.47

Source: Philippine Statistics Authority, Trade Statistics Division

TABLE 7 Philippine Imports from Major Countries and Groups of Countries by Chapter: 2015
(FOB Value in U.S. Dollars)

PSCC CODE	DESCRIPTION	ASSOCIATION OF SOUTHEAST ASIAN NATIONS				
		TOTAL	BRUNEI	CAMBODIA	INDONESIA	LAOS
	TOTAL	17,954,257,667	4,494,156	11,858,604	3,030,619,283	346,292
	LIVE ANIMALS, ANIMAL PRODUCTS	127,223,790	-	-	4,887,027	-
01	Live animals	-	-	-	-	-
02	Meat and edible meat offal	148,284	-	-	-	-
03	Fish and crustaceans, molluscs and other aquatic invertebrates	64,919,424	-	-	2,426,358	-
04	Dairy produce; birds' eggs; natural honey; edible products of animal origin, not elsewhere specified or included	61,815,058	-	-	2,452,169	-
05	Products of animal origin, not elsewhere specified or included	341,024	-	-	8,500	-
	VEGETABLE PRODUCTS	946,105,584	-	-	152,964,505	125,634
06	Live trees and other plants; bulbs, roots and the like; cut flowers and ornamental foliage	9,336	-	-	-	-
07	Edible vegetables and certain roots and tubers	18,074,661	-	-	7,395,698	-
08	Edible fruit and nuts; peel of citrus fruits or melons	12,266,623	-	-	730,383	-
09	Coffee, tea, maté and spices	113,402,104	-	-	21,293,899	125,634
10	Cereals	673,667,983	-	-	74,921,323	-
11	Products of the milling industry; malt; starches; inulin; wheat gluten	99,399,444	-	-	25,055,287	-
12	Oil seeds and oleaginous fruits; miscellaneous grains, seeds and fruit; industrial or medicinal plants; straw and fodder	26,737,289	-	-	23,225,150	-
13	Lac; gums, resins and other vegetable saps and extracts	2,343,831	-	-	342,765	-
14	Vegetable plaiting materials; vegetable products not elsewhere specified or included	204,313	-	-	-	-
	ANIMAL OR VEGETABLE FATS AND OILS AND THEIR CLEAVAGE PRODUCTS; PREPARED EDIBLE FATS; ANIMAL OR VEGETABLE WAXES	624,414,387	-	-	126,211,159	-
15	Animal or vegetable fats and oils and their cleavage products; prepared edible fats; animal or vegetable waxes	624,414,387	-	-	126,211,159	-
	PREPARED FOODSTUFFS; BEVERAGES, SPIRITS AND VINEGAR, TOBACCO AND MANUFACTURED TOBACCO SUBSTITUTES	1,350,828,864	6,739	-	423,850,963	18,984
16	Preparations of meat, of fish or of crustaceans, molluscs and other aquatic invertebrates	5,752,448	3,600	-	17,790	-
17	Sugars and sugar confectionery	81,571,003	-	-	35,728,244	-
18	Cocoa and cocoa preparations	61,741,538	-	-	20,655,160	-
19	Preparations of cereals, flour, starch or milk; pastrycooks' products	197,677,327	2,131	-	74,574,483	-
20	Preparations of vegetables, fruit, nuts or other parts of plants	25,816,051	-	-	751,297	-
21	Miscellaneous edible preparations	729,891,067	1,008	-	249,396,692	-
22	Beverages, spirits and vinegar	123,148,895	-	-	22,271,728	-
23	Residues and waste from the food industries; prepared animal fodder	63,986,601	-	-	5,530,903	-
24	Tobacco and manufactured tobacco substitutes	61,243,934	-	-	14,924,666	18,984
	MINERAL PRODUCTS	2,534,100,362	-	1,346,937	803,285,462	-
25	Salt, sulphur; earths and stone; plastering materials, lime and cement	121,773,947	-	1,346,937	6,823,584	-
26	Ores, slag & ash	34,296,436	-	-	22,308,097	-
27	Mineral fuels, mineral oils and products of their distillation; bituminous substances; mineral waxes	2,378,029,979	-	-	774,153,781	-
	PRODUCTS OF THE CHEMICAL OR ALLIED INDUSTRIES	1,311,126,341	4,288,792	131	283,519,948	185,730
28	Inorganic chemicals; organic or inorganic compounds of precious metals, of rare-earth metals, of radio-active elements or of isotopes	38,303,528	-	-	5,335,368	-
29	Organic chemicals	237,182,060	4,276,610	-	35,205,832	-
30	Pharmaceutical products	175,427,987	-	-	90,011,563	-

TABLE 7 - Continued

PSCC CODE	DESCRIPTION	ASSOCIATION OF SOUTHEAST ASIAN NATIONS				
		TOTAL	BRUNEI	CAMBODIA	INDONESIA	LAOS
31	Fertilisers	109,281,105	-	-	16,978,568	185,730
32	Tanning or dyeing extracts; tannins and their derivatives; dyes, pigments and other colouring matter; paints and varnishes; putty and other mastics; inks	84,150,347	-	-	11,011,534	-
33	Essential oils and resinoids; perfumery, cosmetic or toilet preparations	341,016,570	183	-	45,991,603	-
34	Soap, organic surface-active agents, washing preparations, lubricating preparations, artificial waxes, prepared waxes, polishing or scouring preparations, candles and similar articles, modeling pastes, "dental waxes" and dental preparations with a basis of plaster	108,332,476	11,999	131	27,314,324	-
35	Albuminoidal substances; modified starches; glues; enzymes	24,627,936	-	-	1,789,101	-
36	Explosives; pyrotechnic products, matches, pyrophoric alloys; certain combustible preparations	886,351	-	-	93	-
37	Photographic or cinematographic goods	16,534,659	-	-	21,100	-
38	Miscellaneous chemical products	175,383,322	-	-	49,860,862	-
	PLASTICS AND ARTICLES THEREOF; RUBBER AND ARTICLES THEREOF	896,908,882	11,271	46,873	109,905,207	-
39	Plastics and articles thereof	736,584,883	11,271	46,731	64,900,508	-
40	Rubber and articles thereof	160,323,999	-	142	45,004,699	-
	RAW HIDES AND SKINS, LEATHER, FURSKINS, AND ARTICLES THEREOF; SADDLERY AND HARNESS; TRAVEL GOODS, HANDBAGS AND SIMILAR CONTAINERS; ARTICLES OF ANIMAL GUT (OTHER THAN SILK-WORM GUT)	36,251,188	-	1,099,377	2,646,571	-
41	Raw hides and skins (other than furskins) and leather	10,960,594	-	-	174,948	-
42	Articles of leather; saddlery and harness; travel goods and handbags and similar containers; articles of animal gut (other than silk-worm gut)	25,269,182	-	1,099,377	2,471,623	-
43	Furskins and artificial fur; manufactures thereof	21,412	-	-	-	-
	WOOD AND ARTICLES OF WOOD; WOOD CHARCOAL; CORK AND ARTICLES OF CORK; MANUFACTURES OF STRAW, OF ESPARTO OR OF OTHER PLAITING MATERIALS; BASKETWARE AND WICKERWORK	97,730,748	473	3,480	2,961,569	-
44	wood and articles of wood; wood charcoal	97,452,377	473	3,480	2,765,481	-
45	Cork and articles of cork	36,635	-	-	-	-
46	Manufactures of straw, of esparto or of other plaiting materials; basketware and wickerwork	241,736	-	-	196,088	-
	PULP OF WOOD OR OF OTHER FIBROUS CELLULOSIC MATERIAL; WASTE AND SCRAP OF PAPER OR PAPERBOARD; PAPER AND PAPERBOARD AND ARTICLES THEREOF	257,973,756	1,519	6,027	111,244,028	28
47	Pulp of wood or of other fibrous cellulosic material; waste and scrap of paper or paperboard	10,102,064	-	-	484,235	-
48	Paper and paperboard; articles of paper pulp, of paper or of paperboard	211,997,469	-	6,027	105,429,385	28
49	Printed books, newspapers, pictures and other products of the printing industry; manuscripts, typescripts and plans	35,874,223	1,519	-	5,330,408	-
	TEXTILES AND TEXTILE ARTICLES	165,247,530	87	4,941,300	22,496,451	15,552

TABLE 7 - Continued

PSCC CODE	DESCRIPTION	ASSOCIATION OF SOUTHEAST ASIAN NATIONS				
		TOTAL	BRUNEI	CAMBODIA	INDONESIA	LAOS
50	Silk	242,298	-	-	91	-
51	Wool, fine or coarse animal hair, horsehair yarn and woven fabric	10,209	-	5,676	-	-
52	Cotton	5,703,859	87	340	3,031,179	-
53	Other vegetable textile fibres; paper yarn and woven fabrics of paper yarn	167,416	-	-	56,598	-
54	Man-made filaments	15,390,856	-	19,262	2,289,173	-
55	Man-made staple fibres	33,315,030	-	127	6,262,591	-
56	Wadding, felt and nonwovens; special yarns; twine, cordage, ropes and cables and articles thereof	11,586,470	-	13,648	1,397,449	-
57	Carpets and other textile floor coverings	4,375,358	-	-	256,506	-
58	Special woven fabrics; tufted textile fabrics; lace; tapestries; trimmings, embroidery	2,263,025	-	35,868	269,192	-
59	Impregnated, coated, covered or laminated textile fabrics; textile articles of a kind suitable for industrial use	6,614,362	-	485	772,079	-
60	Knitted or crocheted fabrics	9,937,752	-	41,417	1,947,857	-
61	Articles of apparel and clothing accessories, knitted or crocheted	28,008,282	-	3,604,435	2,388,968	13,824
62	Articles of apparel and clothing accessories, not knitted or crocheted	36,588,511	-	1,210,324	2,489,762	1,728
63	Other made up textile articles; sets; worn clothing and worn textile articles; rags	11,044,102	-	9,718	1,335,006	-
	FOOTWEAR, HEADGEAR, UMBRELLAS, SUN UMBRELLAS, WALKING-STICKS, SEAT-STICKS, WHIPS, RIDING-CROPS, AND PARTS THEREOF; PREPARED FEATHERS AND ARTICLES MADE THEREWITH; ARTIFICIAL FLOWERS; ARTICLES OF HUMAN HAIR	57,216,071	-	1,127,771	11,341,645	-
64	Footwear, gaiters and the like; parts of such articles	54,810,891	-	1,127,224	10,155,388	-
65	Headgear and parts thereof	1,905,093	-	547	1,184,788	-
66	Umbrellas, sun umbrellas, walking-sticks, seat-sticks, whips, riding-crops and parts thereof	352,429	-	-	1,299	-
67	Prepared feathers and articles made therewith; artificial flowers; articles of human hair	147,658	-	-	170	-
	ARTICLES OF STONE, PLASTER, CEMENT, ASBESTOS, MICA OR SIMILAR MATERIALS; CERAMIC PRODUCTS; GLASS AND GLASSWARE	134,650,125	-	5,365	29,965,717	-
68	Articles of stone, plaster, cement, asbestos, mica or similar materials	62,997,910	-	-	2,701,575	-
69	Ceramic products	37,207,154	-	3,313	9,461,231	-
70	Glass and glassware	34,445,061	-	2,052	17,802,911	-
	NATURAL OR CULTURED PEARLS, PRECIOUS OR SEMI-PRECIOUS STONES, PRECIOUS METALS, METALS CLAD WITH PRECIOUS METALS AND ARTICLES THEREOF; IMITATION JEWELRY; COIN	11,681,581	-	-	142,120	-
71	Natural or cultured pearls, precious or semi-precious stones, precious metals, metals clad with precious metals and articles thereof; imitation jewellery; coin	11,681,581	-	-	142,120	-
	BASE METALS AND ARTICLES OF BASE METALS	529,666,070	107,150	5,751	47,102,442	114
72	Iron and steel	56,201,748	-	-	2,812,235	-
73	Articles of iron or steel	236,960,754	21,931	1,488	9,404,724	-
74	Copper and articles thereof	59,543,188	-	-	20,171,856	-
75	Nickel and articles thereof	361,486	-	-	-	-
76	Aluminium and articles thereof	91,889,959	75,341	-	11,130,040	-
78	Lead and articles thereof	20,435,250	-	-	8,873	-
79	Zinc and articles thereof	1,756,685	-	-	-	-
80	Tin and articles thereof	5,906,829	-	-	135,943	-
81	Other base metals; cermets; articles thereof	388,133	-	-	-	-

TABLE 7 - Continued

PSCC CODE	DESCRIPTION	ASSOCIATION OF SOUTHEAST ASIAN NATIONS				
		TOTAL	BRUNEI	CAMBODIA	INDONESIA	LAOS
82	Tools, implements, cutlery, spoons and forks, of base metal; parts thereof of base metal	23,081,230	-	167	494,687	114
83	Miscellaneous articles of base metal	33,140,808	9,878	4,096	2,944,084	-
	MACHINERY AND MECHANICAL APPLIANCES; ELECTRICAL EQUIPMENT; PARTS THEREOF; SOUND RECORDERS AND REPRODUCERS, AND PARTS AND ACCESSORIES OF SUCH ARTICLES	3,310,696,234	44,461	1,425,175	187,171,583	-
84	Nuclear reactors, boilers, machinery and mechanical appliances; parts thereof	1,664,364,502	43,413	54,280	122,544,188	-
85	Electrical machinery and equipment and parts thereof; sound recorders and reproducers, television image and sound recorders and reproducers and parts and accessories of such articles	1,646,331,732	1,048	1,370,895	64,627,395	-
	VEHICLES, AIRCRAFT, VESSELS AND ASSOCIATED TRANSPORT EQUIPMENT	2,682,233,281	20,227	7,653	674,159,296	-
86	Railway or tramway locomotives, rolling-stock and parts thereof; railway or tramway track fixtures and fittings and parts thereof; mechanical (including electro-mechanical) traffic signaling equipment of all kinds	983,458	-	-	2,776	-
87	Vehicles other than railway or tramway rolling-stock, and parts and accessories thereof	2,572,941,861	20,227	7,653	670,530,524	-
88	Aircraft, spacecraft, and parts thereof	90,149,629	-	-	242,639	-
89	Ships, boats and floating structures	18,158,333	-	-	3,383,357	-
	OPTICAL, PHOTOGRAPHIC, CINEMATOGRAPHIC, MEASURING, CHECKING, PRECISION, MEDICAL OR SURGICAL INSTRUMENTS AND APPARATUS; CLOCKS AND WATCHES; MUSICAL INSTRUMENTS, PARTS AND ACCESSORIES THEREOF	180,958,449	2,228	2,325	6,879,540	-
90	Optical, photographic, cinematographic, measuring, checking, precision, medical or surgical instruments and apparatus; parts and accessories thereof	176,389,897	2,228	2,325	5,307,428	-
91	Clocks and watches and parts thereof	2,003,445	-	-	54,268	-
92	Musical instruments; parts and accessories of such articles	2,565,107	-	-	1,517,844	-
	ARMS AND AMMUNITION; PARTS AND ACCESSORIES THEREOF	370,729	-	-	-	-
93	Arms and ammunition; parts and accessories thereof	370,729	-	-	-	-
	MISCELLANEOUS MANUFACTURED ARTICLES	111,554,779	1,866	88,994	10,633,731	-
94	Furniture; bedding; mattresses, mattress supports, cushions and similar stuffed furnishings; lamps and lighting fittings, not elsewhere specified or included; illuminated signs, illuminated name-plates and the like; prefabricated buildings	65,813,761	1,866	278	4,610,788	-
95	Toys, games and sports requisites; parts and accessories thereof	22,212,299	-	88,674	310,794	-
96	Miscellaneous manufactured articles	23,528,719	-	42	5,712,149	-
	WORKS OF ART, COLLECTOR'S PIECES AND ANTIQUES	2,587,318,916	9,343	1,751,445	19,250,319	250
97	Works of art, collectors' pieces and antiques	32,624	-	-	643	-
98	Commodities and transactions not classified elsewhere (reserved for special uses by contracting parties)	2,587,286,292	9,343	1,751,445	19,249,676	250

TABLE 7 - Continued

PSCC CODE	DESCRIPTION	ASSOCIATION OF SOUTHEAST ASIAN NATIONS				
		MALAYSIA	MYANMAR	SINGAPORE	THAILAND	VIETNAM
	TOTAL	3,440,536,399	16,863,840	5,005,451,724	4,944,181,299	1,499,906,070
	LIVE ANIMALS, ANIMAL PRODUCTS	18,960,293	18,900	16,857,680	29,000,449	57,499,441
01	Live animals	-	-	-	-	-
02	Meat and edible meat offal	-	-	148,284	-	-
	Fish and crustaceans, molluscs and other aquatic invertebrates					
03		1,074,246	18,900	7,437,084	1,190,847	52,771,989
04	Dairy produce; birds' eggs; natural honey; edible products of animal origin, not elsewhere specified or included	17,886,047	-	9,194,408	27,566,913	4,715,521
05	Products of animal origin, not elsewhere specified or included	-	-	77,904	242,689	11,931
	VEGETABLE PRODUCTS	5,372,730	9,836,368	4,899,125	312,749,461	460,157,761
	Live trees and other plants; bulbs, roots and the like; cut flowers and ornamental foliage	418	-	-	8,918	-
06	Edible vegetables and certain roots and tubers	659	9,836,368	70,132	550,757	221,047
07	Edible fruit and nuts; peel of citrus fruits or melons	-	-	222,892	4,757,614	6,555,734
08	Coffee, tea, maté and spices	4,667,427	-	3,980,488	58,370	83,276,286
09	Cereals	-	-	90,130	274,066,708	324,589,822
10	Products of the milling industry; malt; starches; inulin; wheat gluten	414,131	-	98,987	28,894,783	44,936,256
11	Oil seeds and oleaginous fruits; miscellaneous grains, seeds and fruit; industrial or medicinal plants; straw and fodder	42,332	-	612	3,256,460	212,735
12	Lac; gums, resins and other vegetable saps and extracts	247,763	-	408,332	1,150,071	194,900
13	Vegetable plaiting materials; vegetable products not elsewhere specified or included	-	-	27,552	5,780	170,981
14						
	ANIMAL OR VEGETABLE FATS AND OILS AND THEIR CLEAVAGE PRODUCTS; PREPARED EDIBLE FATS; ANIMAL OR VEGETABLE WAXES	468,743,873	-	14,460,489	8,750,540	6,248,326
15	Animal or vegetable fats and oils and their cleavage products; prepared edible fats; animal or vegetable waxes	468,743,873	-	14,460,489	8,750,540	6,248,326
	PREPARED FOODSTUFFS; BEVERAGES, SPIRITS AND VINEGAR, TOBACCO AND MANUFACTURED TOBACCO SUBSTITUTES	174,430,128	4,780	371,633,958	302,450,147	78,433,165
16	Preparations of meat, of fish or of crustaceans, molluscs and other aquatic invertebrates	953,599	-	289,239	4,324,648	163,572
17	Sugars and sugar confectionery	3,558,790	-	1,699,013	31,768,679	8,816,277
18	Cocoa and cocoa preparations	25,228,882	-	15,473,872	383,024	600
19	Preparations of cereals, flour, starch or milk; pastrycooks' products	47,794,334	-	52,202,815	20,930,374	2,173,190
20	Preparations of vegetables, fruit, nuts or other parts of plants	2,691,526	-	2,207,542	17,282,728	2,882,958
21	Miscellaneous edible preparations	65,756,422	4,780	241,734,234	123,259,869	49,738,062
22	Beverages, spirits and vinegar	2,932,790	-	33,062,045	63,135,607	1,746,725
23	Residues and waste from the food industries; prepared animal fodder	5,123,029	-	17,648,077	25,668,458	10,016,134
24	Tobacco and manufactured tobacco substitutes	20,390,756	-	7,317,121	15,696,760	2,895,647
	MINERAL PRODUCTS	595,670,900	3,471	810,685,055	176,981,582	146,126,955
25	Salt, sulphur; earths and stone; plastering materials, lime and cement	5,698,936	471	189,604	32,134,352	75,580,063
26	Ores, slag & ash	-	-	3,057	598,669	11,386,613
27	Mineral fuels, mineral oils and products of their distillation; bituminous substances; mineral waxes	589,971,964	3,000	810,492,394	144,248,561	59,160,279
	PRODUCTS OF THE CHEMICAL OR ALLIED INDUSTRIES	212,432,149	403	373,550,427	330,096,373	107,052,388
	Inorganic chemicals; organic or inorganic compounds of precious metals, of rare-earth metals, of radio-active elements or of isotopes	2,735,331	-	5,156,062	23,685,905	1,390,862
28	Organic chemicals	42,938,719	-	96,748,977	53,669,899	4,342,023
29	Pharmaceutical products	7,228,943	-	35,585,181	35,719,606	6,882,694
30	Fertilisers	55,100,740	-	10,069,133	2,372,229	24,574,705
31	Tanning or dyeing extracts; tannins and their derivatives; dyes, pigments and other colouring matter; paints and varnishes; putty and other mastics; inks	12,668,381	-	41,559,344	16,773,759	2,137,329
32	Essential oils and resinoids; perfumery, cosmetic or toilet preparations	13,781,602	-	100,695,851	145,068,557	35,478,774
33	Soap, organic surface-active agents, washing preparations, lubricating preparations, artificial waxes, prepared waxes, polishing or scouring preparations, candles and similar articles, modeling pastes, "dental waxes" and dental preparations with a basis of plaster	41,631,997	-	9,081,150	17,531,912	12,760,963
34	Albuminoidal substances; modified starches; glues; enzymes	2,516,808	403	6,919,652	11,452,661	1,949,311
35	Explosives; pyrotechnic products, matches, pyrophoric alloys; certain combustible preparations	836,360	-	29,014	20,884	-
36	Photographic or cinematographic goods	1,830,872	-	13,073,508	1,410,399	198,780
37	Miscellaneous chemical products	31,162,396	-	54,632,555	22,390,562	17,336,947
38						

TABLE 7 - Continued

PSCC CODE	DESCRIPTION	ASSOCIATION OF SOUTHEAST ASIAN NATIONS				
		MALAYSIA	MYANMAR	SINGAPORE	THAILAND	VIETNAM
	PLASTICS AND ARTICLES THEREOF; RUBBER AND ARTICLES THEREOF	194,480,628	12,188	228,922,336	324,342,548	39,187,831
39	Plastics and articles thereof	175,189,655	-	208,763,441	252,407,391	35,265,886
40	Rubber and articles thereof	19,290,973	12,188	20,158,895	71,935,157	3,921,945
	RAW HIDES AND SKINS, LEATHER, FURSKINS, AND ARTICLES THEREOF; SADDLERY AND HARNESS; TRAVEL GOODS, HANDBAGS AND SIMILAR CONTAINERS; ARTICLES OF ANIMAL GUT (OTHER THAN SILK-WORM GUT)	610,453	4,533	14,616,643	2,726,918	14,546,693
41	Raw hides and skins (other than furskins) and leather	-	-	-	940,871	9,844,775
42	Articles of leather; saddlery and harness; travel goods and handbags and similar containers; articles of animal gut (other than silk-worm gut)	593,893	4,533	14,611,791	1,786,047	4,701,918
43	Furskins and artificial fur; manufactures thereof	16,560	-	4,852	-	-
	WOOD AND ARTICLES OF WOOD; WOOD CHARCOAL; CORK AND ARTICLES OF CORK; MANUFACTURES OF STRAW, OF ESPARTO OR OF OTHER PLAITING MATERIALS; BASKETWARE AND WICKERWORK	73,730,405	32,327	5,292,860	9,766,712	5,942,922
44	wood and articles of wood; wood charcoal	73,704,938	32,327	5,241,298	9,766,074	5,938,306
45	Cork and articles of cork	899	-	35,736	-	-
46	Manufactures of straw, of esparto or of other plaiting materials; basketware and wickerwork	24,568	-	15,826	638	4,616
	PULP OF WOOD OR OF OTHER FIBROUS CELLULOSIC MATERIAL; WASTE AND SCRAP OF PAPER OR PAPERBOARD; PAPER AND PAPERBOARD AND ARTICLES THEREOF	40,286,336	-	43,709,495	44,106,224	18,620,099
47	Pulp of wood or of other fibrous cellulosic material; waste and scrap of paper or paperboard	-	-	5,488,696	3,662,365	466,768
48	Paper and paperboard; articles of paper pulp, of paper or of paperboard	20,080,985	-	29,594,549	38,783,002	18,103,493
49	Printed books, newspapers, pictures and other products of the printing industry; manuscripts, typescripts and plans	20,205,351	-	8,626,250	1,660,857	49,838
	TEXTILES AND TEXTILE ARTICLES	19,153,905	7,400	28,614,106	53,169,713	36,849,016
50	Silk	-	-	190	-	242,017
	Wool, fine or coarse animal hair, horsehair yarn and woven fabric	-	-	202	4,331	-
52	Cotton	45,985	-	429,606	1,435,486	761,176
	Other vegetable textile fibres; paper yarn and woven fabrics of paper yarn	-	-	409	110,409	-
54	Man-made filaments	1,135,388	177	667,559	9,252,793	2,026,504
55	Man-made staple fibres	726,531	-	479,773	17,659,954	8,186,054
56	Wadding, felt and nonwovens; special yarns; twine, cordage, ropes and cables and articles thereof	4,018,146	-	764,503	4,917,892	474,832
57	Carpets and other textile floor coverings	108,292	-	620,552	3,387,988	2,020
58	Special woven fabrics; tufted textile fabrics; lace; tapestries; trimmings; embroidery	236,731	7,223	87,035	715,858	911,118
59	Impregnated, coated, covered or laminated textile fabrics; textile articles of a kind suitable for industrial use	1,664,691	-	2,185,542	852,210	1,139,355
60	Knitted or crocheted fabrics	376,145	-	23,359	3,442,563	4,106,411
61	Articles of apparel and clothing accessories, knitted or crocheted	2,332,216	-	7,660,101	4,267,871	7,740,867
62	Articles of apparel and clothing accessories, not knitted or crocheted	6,320,053	-	13,168,807	6,375,781	7,022,056
63	Other made up textile articles; sets; worn clothing and worn textile articles; rags	2,189,727	-	2,526,468	746,577	4,236,606
	FOOTWEAR, HEADGEAR, UMBRELLAS, SUN UMBRELLAS, WALKING-STICKS, SEAT-STICKS, WHIPS, RIDING-CROPS, AND PARTS THEREOF; PREPARED FEATHERS AND ARTICLES MADE THEREWITH; ARTIFICIAL FLOWERS; ARTICLES OF HUMAN HAIR	792,057	3,144	8,708,873	2,569,816	32,672,765
64	Footwear, gaiters and the like; parts of such articles	535,698	3,144	8,459,545	2,114,196	32,415,696
65	Headgear and parts thereof	32,093	-	171,320	311,807	204,538
66	Umbrellas, sun umbrellas, walking-sticks, seat-sticks, whips, riding-crops and parts thereof	223,943	-	70,019	4,637	52,531
67	Prepared feathers and articles made therewith; artificial flowers; articles of human hair	323	-	7,989	139,176	-
	ARTICLES OF STONE, PLASTER, CEMENT, ASBESTOS, MICA OR SIMILAR MATERIALS; CERAMIC PRODUCTS; GLASS AND GLASSWARE	22,691,254	-	5,348,753	56,486,137	20,152,899
68	Articles of stone, plaster, cement, asbestos, mica or similar materials	19,007,965	-	1,752,318	37,983,834	1,552,218
69	Ceramic products	2,729,895	-	1,060,183	10,053,219	13,899,313
70	Glass and glassware	953,394	-	2,536,252	8,449,084	4,701,368

TABLE 7 - Continued

PSCC CODE	DESCRIPTION	ASSOCIATION OF SOUTHEAST ASIAN NATIONS				
		MALAYSIA	MYANMAR	SINGAPORE	THAILAND	VIETNAM
	NATURAL OR CULTURED PEARLS, PRECIOUS OR SEMI-PRECIOUS STONES, PRECIOUS METALS, METALS CLAD WITH PRECIOUS METALS AND ARTICLES THEREOF; IMITATION JEWELRY: COIN	100,322	-	11,147,137	100,753	191,249
71	Natural or cultured pearls, precious or semi-precious stones, precious metals, metals clad with precious metals and articles thereof: imitation jewellery: coin	100,322	-	11,147,137	100,753	191,249
	BASE METALS AND ARTICLES OF BASE METALS	258,236,300	130,575	86,051,546	96,366,169	41,666,023
72	Iron and steel	7,614,791	-	10,486,161	16,465,940	18,822,621
73	Articles of iron or steel	167,768,249	12,335	29,473,175	19,809,504	10,469,348
74	Copper and articles thereof	16,774,771	-	2,684,061	18,041,627	1,870,873
75	Nickel and articles thereof	32,615	-	328,257	614	-
76	Aluminium and articles thereof	38,217,929	1,688	19,340,198	21,119,788	2,004,975
78	Lead and articles thereof	19,296,120	-	138,505	15,273	976,479
79	Zinc and articles thereof	362,362	116,414	1,194,906	83,003	-
80	Tin and articles thereof	1,935,888	-	335,515	1,256,748	2,242,735
81	Other base metals: cermet; articles thereof	12,645	-	307,150	68,338	-
82	Tools, implements, cutlery, spoons and forks, of base metal; parts thereof of base metal	3,391,724	138	15,316,324	1,620,600	2,257,476
83	Miscellaneous articles of base metal	2,829,206	-	6,447,294	17,884,734	3,021,516
	MACHINERY AND MECHANICAL APPLIANCES; ELECTRICAL EQUIPMENT; PARTS THEREOF; SOUND RECORDERS AND REPRODUCERS, AND PARTS AND ACCESSORIES OF SUCH ARTICLES	541,607,511	304,263	1,629,939,691	601,650,576	348,552,974
84	Nuclear reactors, boilers, machinery and mechanical appliances; parts thereof	248,520,197	98,578	818,453,291	399,879,902	74,770,653
85	Electrical machinery and equipment and parts thereof; sound recorders and reproducers, television image and sound recorders and reproducers and parts and accessories of such articles	293,087,314	205,685	811,486,400	201,770,674	273,782,321
	VEHICLES, AIRCRAFT, VESSELS AND ASSOCIATED TRANSPORT EQUIPMENT	20,893,286	22,984	107,259,689	1,857,236,329	22,633,817
86	Railway or tramway locomotives, rolling-stock and parts thereof; railway or tramway track fixtures and fittings and parts thereof; mechanical (including electro-mechanical) traffic signalling equipment of all kinds	386,352	-	244,522	349,808	-
87	Vehicles other than railway or tramway rolling-stock, and parts and accessories thereof	15,072,676	22,984	11,660,587	1,853,468,433	22,158,777
88	Aircraft, spacecraft, and parts thereof	5,434,258	-	82,229,189	1,818,475	425,068
89	Ships, boats and floating structures	-	-	13,125,391	1,599,613	49,972
	OPTICAL, PHOTOGRAPHIC, CINEMATOGRAPHIC, MEASURING, CHECKING, PRECISION, MEDICAL OR SURGICAL INSTRUMENTS AND APPARATUS; CLOCKS AND WATCHES; MUSICAL INSTRUMENTS, PARTS AND ACCESSORIES THEREOF	33,395,002	3,862,768	98,614,802	19,966,505	18,235,279
90	Optical, photographic, cinematographic, measuring, checking, precision, medical or surgical instruments and apparatus; parts and accessories thereof	33,010,238	3,862,768	96,187,024	19,848,709	18,169,177
91	Clocks and watches and parts thereof	50,760	-	1,742,995	89,320	66,102
92	Musical instruments; parts and accessories of such articles	334,004	-	684,783	28,476	-
	ARMS AND AMMUNITION; PARTS AND ACCESSORIES THEREOF	25,355	49,564	147,431	148,379	-
93	Arms and ammunition; parts and accessories thereof	25,355	49,564	147,431	148,379	-
	MISCELLANEOUS MANUFACTURED ARTICLES	43,393,885	17,823	15,224,875	15,618,949	26,574,656
94	Furniture: bedding; mattresses, mattress supports, cushions and similar stuffed furnishings; lamps and lighting fittings, not elsewhere specified or included; illuminated signs, illuminated name-plates and the like; prefabricated buildings	28,804,876	17,551	6,012,648	9,134,879	17,230,875
95	Toys, games and sports requisites; parts and accessories thereof	9,719,714	272	4,352,206	4,983,455	2,757,184
96	Miscellaneous manufactured articles	4,869,295	-	4,860,021	1,500,615	6,586,597
	WORKS OF ART, COLLECTOR'S PIECES AND ANTIQUES	715,529,627	2,552,349	1,129,766,753	699,897,019	18,561,811
97	Works of art, collectors' pieces and antiques	-	1,874	23,104	6,953	50
98	Commodities and transactions not classified elsewhere (reserved for special uses by contracting parties)	715,529,627	2,550,475	1,129,743,649	699,890,066	18,561,761

TABLE 7 - Continued

PSCC CODE	DESCRIPTION	EUROPEAN UNION					
		TOTAL	AUSTRIA	BELGIUM	BULGARIA	CROATIA	CYPRUS
	TOTAL	6,695,065,614	99,424,653	500,247,284	40,260,816	5,029,854	2,993,636
	LIVE ANIMALS, ANIMAL PRODUCTS	457,473,455	207,485	43,782,392	-	-	-
01	Live animals	-	-	-	-	-	-
02	Meat and edible meat offal	305,754,320	49,826	30,882,673	-	-	-
	Fish and crustaceans, molluscs and other aquatic invertebrates						
03		6,599,112	-	-	-	-	-
04	Dairy produce; birds' eggs; natural honey; edible products of animal origin, not elsewhere specified or included	127,727,363	157,659	12,858,522	-	-	-
05	Products of animal origin, not elsewhere specified or included	17,392,660	-	41,197	-	-	-
	VEGETABLE PRODUCTS	95,552,918	83,173	2,230,022	507,640	-	-
	Live trees and other plants; bulbs, roots and the like; cut flowers and ornamental foliage						
06		290,528	-	-	-	-	-
07	Edible vegetables and certain roots and tubers	3,610,580	-	124,012	-	-	-
08	Edible fruit and nuts; peel of citrus fruits or melons	2,170,842	-	223,786	498,842	-	-
09	Coffee, tea, maté and spices	2,142,691	-	165	-	-	-
10	Cereals	36,932,766	-	527	-	-	-
	Products of the milling industry; malt; starches; inulin; wheat gluten						
11		41,222,367	83,173	1,725,048	-	-	-
	Oil seeds and oleaginous fruits; miscellaneous grains, seeds and fruit; industrial or medicinal plants; straw and fodder						
12		1,150,490	-	9,648	-	-	-
13	Lac; gums, resins and other vegetable saps and extracts	8,026,513	-	146,836	8,798	-	-
14	Vegetable plaiting materials; vegetable products not elsewhere specified or included	6,141	-	-	-	-	-
	ANIMAL OR VEGETABLE FATS AND OILS AND THEIR CLEAVAGE PRODUCTS; PREPARED EDIBLE FATS; ANIMAL OR VEGETABLE WAXES	14,975,784	-	1,237,518	-	-	-
15	Animal or vegetable fats and oils and their cleavage products; prepared edible fats; animal or vegetable waxes	14,975,784	-	1,237,518	-	-	-
	PREPARED FOODSTUFFS; BEVERAGES, SPIRITS AND VINEGAR, TOBACCO AND MANUFACTURED TOBACCO SUBSTITUTES	405,491,307	2,012,572	34,168,219	6,964,479	330,840	1,049,965
	Preparations of meat, of fish or of crustaceans, molluscs and other aquatic invertebrates						
16		2,336,373	636	-	-	-	-
17	Sugars and sugar confectionery	18,347,762	50,783	2,087,839	-	-	-
18	Cocoa and cocoa preparations	24,553,442	2,087	1,784,344	-	-	-
	Preparations of cereals, flour, starch or milk; pastrycooks' products						
19		35,140,803	1,127	245,821	268,521	-	-
	Preparations of vegetables, fruit, nuts or other parts of plants						
20		30,961,082	427,626	14,460,214	138,965	-	1,029,456
21	Miscellaneous edible preparations	68,087,528	27,075	2,017,073	-	117,000	-
22	Beverages, spirits and vinegar	46,046,848	-	293,137	1,891	-	5,929
	Residues and waste from the food industries; prepared animal fodder						
23		165,354,322	1,503,238	10,974,777	944,084	-	14,580
24	Tobacco and manufactured tobacco substitutes	14,663,147	-	2,305,014	5,611,018	213,840	-
	MINERAL PRODUCTS	36,923,139	61,807	421,517	-	21,842	1,067,909
	Salt, sulphur; earths and stone; plastering materials, lime and cement						
25		943,268	61,484	29,540	-	21,842	-
26	Ores, slag & ash	95,662	-	50,203	-	-	-
	Mineral fuels, mineral oils and products of their distillation; bituminous substances; mineral waxes						
27		35,884,209	323	341,774	-	-	1,067,909
	PRODUCTS OF THE CHEMICAL OR ALLIED INDUSTRIES	889,037,485	6,568,520	65,475,492	437,179	10,066	301,184
	Inorganic chemicals; organic or inorganic compounds of precious metals, of rare-earth metals, of radio-active elements or of isotopes						
28		21,854,955	166,530	839,003	159,394	-	6,219
29	Organic chemicals	69,233,289	403,438	5,342,001	123,500	217	-
30	Pharmaceutical products	416,082,474	4,261,674	44,657,419	152,456	9,474	294,965
31	Fertilisers	10,767,873	-	4,264,332	-	-	-
	Tanning or dyeing extracts; tannins and their derivatives; dyes, pigments and other colouring matter; paints and varnishes; outtv and other mastics; inks						
32		24,143,837	75,398	1,879,883	-	-	-
	Essential oils and resinoids; perfumery, cosmetic or toilet preparations						
33		68,435,923	24	1,290,530	1,829	-	-
	Soap, organic surface-active agents, washing preparations, lubricating preparations, artificial waxes, prepared waxes, polishing or scouring preparations, candles and similar articles, modeling pastes, "dental waxes" and dental preparations with a basis of plaster						
34		136,557,550	8,566	783,146	-	-	-
	Albuminoidal substances; modified starches; glues; enzymes						
35		38,556,018	586	645,463	-	375	-
	Explosives; pyrotechnic products, matches, pyrophoric alloys; certain combustible preparations						
36		1,549,864	-	306	-	-	-
37	Photographic or cinematographic goods	2,308,029	1,233	1,477,536	-	-	-
38	Miscellaneous chemical products	99,547,673	1,651,071	4,295,873	-	-	-

TABLE 7 - Continued

PSCC CODE	DESCRIPTION	EUROPEAN UNION					
		TOTAL	AUSTRIA	BELGIUM	BULGARIA	CROATIA	CYPRUS
	PLASTICS AND ARTICLES THEREOF; RUBBER AND ARTICLES THEREOF	130,877,961	922,623	5,168,672	1,882	66,290	3,877
39	Plastics and articles thereof	109,480,184	735,717	4,595,332	339	66,258	3,497
40	Rubber and articles thereof	21,397,777	186,906	573,340	1,543	32	380
	RAW HIDES AND SKINS, LEATHER, FURSKINS, AND ARTICLES THEREOF; SADDLERY AND HARNESS; TRAVEL GOODS, HANDBAGS AND SIMILAR CONTAINERS; ARTICLES OF ANIMAL GUT (OTHER THAN SILK-WORM GUT)	25,163,888	10,948	58,598	43,011	-	118,042
41	Raw hides and skins (other than furskins) and leather	20,640,184	41	-	40,967	-	-
42	Articles of leather; saddlery and harness; travel goods and handbags and similar containers; articles of animal gut (other than silk-worm gut)	2,324,871	10,907	58,598	2,044	-	118,042
43	Furskins and artificial fur; manufactures thereof	2,198,833	-	-	-	-	-
	WOOD AND ARTICLES OF WOOD; WOOD CHARCOAL; CORK AND ARTICLES OF CORK; MANUFACTURES OF STRAW, OF ESPARTO OR OF OTHER PLAITING MATERIALS; BASKETWARE AND WICKERWORK	11,128,175	1,065,694	135,368	-	9,367	-
44	wood and articles of wood; wood charcoal	10,585,358	1,034,834	135,368	-	9,367	-
45	Cork and articles of cork	530,026	30,860	-	-	-	-
46	Manufactures of straw, of esparto or of other plaiting materials; basketware and wickerwork	12,791	-	-	-	-	-
	PULP OF WOOD OR OF OTHER FIBROUS CELLULOSIC MATERIAL; WASTE AND SCRAP OF PAPER OR PAPERBOARD; PAPER AND PAPERBOARD AND ARTICLES THEREOF	198,070,934	6,332,255	963,854	34,073	225	5,100
47	Pulp of wood or of other fibrous cellulosic material; waste and scrap of paper or paperboard	6,135,294	-	75,233	-	-	-
48	Paper and paperboard; articles of paper pulp, of paper or of paperboard	132,090,600	6,314,037	818,229	34,073	-	5,100
49	Printed books, newspapers, pictures and other products of the printing industry; manuscripts, typescripts and plans	59,845,040	18,218	70,392	-	225	-
	TEXTILES AND TEXTILE ARTICLES	62,272,498	63,555	3,336,049	55,328	-	-
50	Silk	56,060	-	3,135	-	-	-
51	Wool, fine or coarse animal hair, horsehair yarn and woven fabric	816,294	-	-	-	-	-
52	Cotton	3,642,098	-	272,521	-	-	-
53	Other vegetable textile fibres; paper yarn and woven fabrics of paper yarn	435,710	-	34,607	-	-	-
54	Man-made filaments	2,368,410	-	935,253	-	-	-
55	Man-made staple fibres	9,130,413	60	235,102	4,919	-	-
56	Wadding, felt and nonwovens; special yarns; twine, cordage, ropes and cables and articles thereof	2,453,342	15,917	207,631	-	-	-
57	Carpets and other textile floor coverings	507,993	-	53,406	-	-	-
58	Special woven fabrics; tufted textile fabrics; lace; tapestries; trimmings, embroidery	3,014,448	39,692	405,699	-	-	-
59	Impregnated, coated, covered or laminated textile fabrics; textile articles of a kind suitable for industrial use	6,330,371	5,015	1,091,808	-	-	-
60	Knitted or crocheted fabrics	2,768,932	-	76,431	-	-	-
61	Articles of apparel and clothing accessories, knitted or crocheted	12,894,454	245	346	50,409	-	-
62	Articles of apparel and clothing accessories, not knitted or crocheted	16,706,820	1,395	850	-	-	-
63	Other made up textile articles; sets; worn clothing and worn textile articles; rags	1,147,153	1,231	19,260	-	-	-
	FOOTWEAR, HEADGEAR, UMBRELLAS, SUN UMBRELLAS, WALKING-STICKS, SEAT-STICKS, WHIPS, RIDING-CROPS, AND PARTS THEREOF; PREPARED FEATHERS AND ARTICLES MADE THEREWITH; ARTIFICIAL FLOWERS; ARTICLES OF HUMAN HAIR	5,829,027	137,599	4,895	-	-	-
64	Footwear, gaiters and the like; parts of such articles	5,589,486	135,577	4,163	-	-	-
65	Headgear and parts thereof	196,685	2,022	-	-	-	-
66	Umbrellas, sun umbrellas, walking-sticks, seat-sticks, whips, riding-crops and parts thereof	32,460	-	732	-	-	-
67	Prepared feathers and articles made therewith; artificial flowers; articles of human hair	10,396	-	-	-	-	-
	ARTICLES OF STONE, PLASTER, CEMENT, ASBESTOS, MICA OR SIMILAR MATERIALS; CERAMIC PRODUCTS; GLASS AND GLASSWARE	31,977,590	417,032	670,401	219,393	-	-
68	Articles of stone, plaster, cement, asbestos, mica or similar materials	10,515,581	26,225	99,718	-	-	-
69	Ceramic products	15,559,202	180,839	549,486	116,768	-	-
70	Glass and glassware	5,902,807	209,968	21,197	102,625	-	-

TABLE 7 - Continued

PSCC CODE	DESCRIPTION	EUROPEAN UNION					
		TOTAL	AUSTRIA	BELGIUM	BULGARIA	CROATIA	CYPRUS
	NATURAL OR CULTURED PEARLS, PRECIOUS OR SEMI-PRECIOUS STONES, PRECIOUS METALS, METALS CLAD WITH PRECIOUS METALS AND ARTICLES THEREOF; IMITATION JEWELRY: COIN	7,859,519	44	999	-	-	-
71	Natural or cultured pearls, precious or semi-precious stones, precious metals, metals clad with precious metals and articles thereof: imitation jewelry: coin	7,859,519	44	999	-	-	-
	BASE METALS AND ARTICLES OF BASE METALS	136,612,959	4,151,374	3,970,435	9,320,509	297	1,772
72	Iron and steel	7,671,311	118,593	1,761,637	-	-	-
73	Articles of iron or steel	83,166,884	1,020,998	1,612,443	483	-	-
74	Copper and articles thereof	14,768,218	3,012	39,699	9,309,043	-	-
75	Nickel and articles thereof	414,938	-	-	-	-	-
76	Aluminium and articles thereof	9,300,394	973,769	385,485	607	-	-
78	Lead and articles thereof	1,436,906	1,209,082	-	-	-	-
79	Zinc and articles thereof	66,248	-	-	-	-	-
80	Tin and articles thereof	279,183	-	-	-	-	-
81	Other base metals; cermets; articles thereof	1,670,473	305,860	1,618	-	-	-
82	Tools, implements, cutlery, spoons and forks, of base metal; parts thereof of base metal	9,657,174	39,102	153,811	-	297	-
83	Miscellaneous articles of base metal	8,181,230	480,958	15,742	10,376	-	1,772
	MACHINERY AND MECHANICAL APPLIANCES; ELECTRICAL EQUIPMENT; PARTS THEREOF; SOUND RECORDERS AND REPRODUCERS, AND PARTS AND ACCESSORIES OF SUCH ARTICLES	1,275,465,753	29,508,869	41,771,032	910,698	4,181,010	435,073
84	Nuclear reactors, boilers, machinery and mechanical appliances; parts thereof	811,372,063	18,948,622	30,323,170	108,700	324,085	420,143
85	Electrical machinery and equipment and parts thereof; sound recorders and reproducers, television image and sound recorders and reproducers and parts and accessories of such articles	464,093,690	10,560,247	11,447,862	801,998	3,856,925	14,930
	VEHICLES, AIRCRAFT, VESSELS AND ASSOCIATED TRANSPORT EQUIPMENT	943,043,011	578,430	4,039,644	3,321	-	-
86	Railway or tramway locomotives, rolling-stock and parts thereof; railway or tramway track fixtures and fittings and parts thereof; mechanical (including electro-mechanical) traffic signaling equipment of all kinds	625,943	-	-	-	-	-
87	Vehicles other than railway or tramway rolling-stock, and parts and accessories thereof	117,832,882	323,371	3,950,860	35	-	-
88	Aircraft, spacecraft, and parts thereof	809,088,868	255,059	88,784	3,286	-	-
89	Ships, boats and floating structures	15,495,318	-	-	-	-	-
	OPTICAL, PHOTOGRAPHIC, CINEMATOGRAPHIC, MEASURING, CHECKING, PRECISION, MEDICAL OR SURGICAL INSTRUMENTS AND APPARATUS; CLOCKS AND WATCHES; MUSICAL INSTRUMENTS, PARTS AND ACCESSORIES THEREOF	162,023,653	3,653,933	5,373,252	944,778	18,670	7,786
90	Optical, photographic, cinematographic, measuring, checking, precision, medical or surgical instruments and apparatus; parts and accessories thereof	158,914,071	3,593,775	5,369,361	944,778	18,670	7,786
91	Clocks and watches and parts thereof	2,897,604	7,439	3,891	-	-	-
92	Musical instruments; parts and accessories of such articles	211,978	52,719	-	-	-	-
	ARMS AND AMMUNITION; PARTS AND ACCESSORIES THEREOF	8,483,627	-	-	-	-	-
93	Arms and ammunition; parts and accessories thereof	8,483,627	-	-	-	-	-
	MISCELLANEOUS MANUFACTURED ARTICLES	47,177,797	3,799,035	732,915	9,593	388,427	742
94	Furniture; bedding; mattresses, mattress supports, cushions and similar stuffed furnishings; lamps and lighting fittings, not elsewhere specified or included; illuminated signs, illuminated name-plates and the like; prefabricated buildings	21,829,553	357,222	220,370	38	388,427	742
95	Toys, games and sports requisites; parts and accessories thereof	18,853,156	3,300,562	264,859	9,555	-	-
96	Miscellaneous manufactured articles	6,495,088	141,251	247,686	-	-	-
	WORKS OF ART, COLLECTOR'S PIECES AND ANTIQUES	1,749,625,134	39,849,705	286,706,010	20,808,932	2,820	2,186
97	Works of art, collectors' pieces and antiques	3,338,349	-	-	-	-	-
98	Commodities and transactions not classified elsewhere (reserved for special uses by contracting parties)	1,746,286,785	39,849,705	286,706,010	20,808,932	2,820	2,186

TABLE 7 - Continued

PSC CODE	DESCRIPTION	EUROPEAN UNION					
		CZECH REP.	DENMARK	ESTONIA	FINLAND	FRANCE	GERMANY
	TOTAL	189,900,032	101,709,006	1,097,784	148,094,332	1,043,946,805	2,600,516,572
	LIVE ANIMALS, ANIMAL PRODUCTS	2,749,122	18,871,941	-	1,182,453	79,167,682	117,832,429
01	Live animals	-	-	-	-	-	-
02	Meat and edible meat offal	-	10,664,589	-	140,057	47,103,872	80,191,124
	Fish and crustaceans, molluscs and other aquatic invertebrates	-	976,036	-	-	405,617	419,041
03	Dairy produce: birds' eggs; natural honey; edible products of animal origin, not elsewhere specified or included	2,749,122	7,231,316	-	1,042,396	29,791,827	24,885,136
04	Products of animal origin, not elsewhere specified or included	-	-	-	-	1,866,366	12,337,128
05		-	-	-	-	-	-
	VEGETABLE PRODUCTS	-	9,982,820	-	-	42,822,191	15,088,563
06	Live trees and other plants; bulbs, roots and the like; cut flowers and ornamental foliage	-	-	-	-	133	-
07	Edible vegetables and certain roots and tubers	-	-	-	-	62,941	1,736,676
08	Edible fruit and nuts; peel of citrus fruits or melons	-	-	-	-	42,042	133,426
09	Coffee, tea, maté and spices	-	-	-	-	83,627	604,306
10	Cereals	-	-	-	-	26,158,583	-
	Products of the milling industry; malt; starches; inulin; wheat gluten	-	6,991,833	-	-	14,455,100	11,152,426
11	Oil seeds and oleaginous fruits; miscellaneous grains, seeds and fruit; industrial or medicinal plants; straw and fodder	-	-	-	-	12,695	457,291
12	Lac; gums, resins and other vegetable saps and extracts	-	2,990,987	-	-	2,002,534	1,004,438
13	Vegetable plaiting materials; vegetable products not elsewhere specified or included	-	-	-	-	4,536	-
14		-	-	-	-	-	-
	ANIMAL OR VEGETABLE FATS AND OILS AND THEIR CLEAVAGE PRODUCTS; PREPARED EDIBLE FATS; ANIMAL OR VEGETABLE WAXES	-	110,352	-	-	235,960	1,372,189
15	Animal or vegetable fats and oils and their cleavage products; prepared edible fats; animal or vegetable waxes	-	110,352	-	-	235,960	1,372,189
	PREPARED FOODSTUFFS; BEVERAGES, SPIRITS AND VINEGAR, TOBACCO AND MANUFACTURED TOBACCO SUBSTITUTES	501,324	5,389,023	646,186	734,636	32,655,855	62,156,575
16	Preparations of meat, of fish or of crustaceans, molluscs and other aquatic invertebrates	172,785	1,694,554	-	63,958	34,475	49,913
17	Sugars and sugar confectionery	85,463	200,032	-	336,344	9,602,746	1,519,525
18	Cocoa and cocoa preparations	-	-	457,015	-	1,313,753	2,119,691
19	Preparations of cereals, flour, starch or milk; pastrycooks' products	-	2,238,950	-	6,850	828,756	12,909,972
	Preparations of vegetables, fruit, nuts or other parts of plants	159,124	81,710	-	-	810,672	4,383,089
20	Miscellaneous edible preparations	580	588,488	189,171	45,234	7,342,111	10,178,796
21	Beverages, spirits and vinegar	69,676	364,064	-	-	3,917,693	2,331,137
22	Residues and waste from the food industries; prepared animal fodder	13,696	221,225	-	282,250	8,685,628	27,627,653
23	Tobacco and manufactured tobacco substitutes	-	-	-	-	120,021	1,036,799
24		-	-	-	-	-	-
	MINERAL PRODUCTS	-	3,782	-	47,738	520,549	7,013,609
25	Salt, sulphur; earths and stone; plastering materials, lime and cement	-	-	-	47,738	44,458	250,916
26	Ores, slag & ash	-	2,643	-	-	-	30
27	Mineral fuels, mineral oils and products of their distillation; bituminous substances; mineral waxes	-	1,139	-	-	476,091	6,762,663
	PRODUCTS OF THE CHEMICAL OR ALLIED INDUSTRIES	1,926,807	31,323,956	291,721	8,667,433	130,471,047	319,271,390
28	Inorganic chemicals; organic or inorganic compounds of precious metals, of rare-earth metals, of radio-active elements or of isotopes	306,122	199,031	-	1,813,911	3,158,067	9,775,269
29	Organic chemicals	9,402	335,062	249,896	907,710	15,768,043	17,272,909
30	Pharmaceutical products	1,008,323	20,240,503	-	128,922	82,259,279	93,018,637
31	Fertilisers	16,207	-	-	-	-	3,539,835
	Tanning or dyeing extracts; tannins and their derivatives; dyes, pigments and other colouring matter; paints and varnishes; putty and other mastics; inks	150,068	1,070,988	40,677	1,225,964	1,068,683	10,377,665
32	Essential oils and resinoids; perfumery, cosmetic or toilet preparations	245,067	15,350	-	12,304	5,814,456	7,737,547
	Soap, organic surface-active agents, washing preparations, lubricating preparations, artificial waxes, prepared waxes, polishing or scouring preparations, candles and similar articles, modeling pastes, "dental waxes" and dental preparations with a basis of plaster	2,267	210,086	1,148	47,731	597,447	129,442,090
34	Albuminoidal substances; modified starches; glues; enzymes	-	6,141,628	-	724,137	6,270,440	9,777,075
35	Explosives; pyrotechnic products, matches, pyrophoric alloys; certain combustible preparations	196	-	-	-	2,575	297,372
36	Photographic or cinematographic goods	20,170	-	-	-	67,331	38,678
37	Miscellaneous chemical products	168,985	3,111,308	-	3,806,754	15,464,726	37,994,313
38		-	-	-	-	-	-
	PLASTICS AND ARTICLES THEREOF; RUBBER AND ARTICLES THEREOF	212,452	1,042,807	-	1,374,868	20,675,464	42,741,810

TABLE 7 - Continued

PSCC CODE	DESCRIPTION	EUROPEAN UNION					
		CZECH REP.	DENMARK	ESTONIA	FINLAND	FRANCE	GERMANY
39	Plastics and articles thereof	172,602	905,588	-	1,363,342	15,811,847	36,726,042
40	Rubber and articles thereof	39,850	137,219	-	11,526	4,863,617	6,015,768
	RAW HIDES AND SKINS, LEATHER, FURSKINS, AND ARTICLES THEREOF; SADDLERY AND HARNESS; TRAVEL GOODS, HANDBAGS AND SIMILAR CONTAINERS; ARTICLES OF ANIMAL GUT (OTHER THAN SILK-WORM GUT)	644	23,920	-	-	1,332,556	518,876
41	Raw hides and skins (other than furskins) and leather	-	-	-	-	169,088	376,228
42	Articles of leather; saddlery and harness; travel goods and handbags and similar containers; articles of animal gut (other than silk-worm gut)	644	23,920	-	-	1,152,373	140,183
43	Furskins and artificial fur; manufactures thereof	-	-	-	-	11,095	2,465
	WOOD AND ARTICLES OF WOOD; WOOD CHARCOAL; CORK AND ARTICLES OF CORK; MANUFACTURES OF STRAW, OF ESPARTO OR OF OTHER PLAITING MATERIALS; BASKETWARE AND WICKERWORK	-	31,205	-	263,071	449,550	6,014,440
44	wood and articles of wood; wood charcoal	-	31,124	-	263,071	448,303	6,007,860
45	Cork and articles of cork	-	-	-	-	553	6,580
46	Manufactures of straw, of esparto or of other plaiting materials; basketware and wickerwork	-	81	-	-	694	-
	PULP OF WOOD OR OF OTHER FIBROUS CELLULOSIC MATERIAL; WASTE AND SCRAP OF PAPER OR PAPERBOARD; PAPER AND PAPERBOARD AND ARTICLES THEREOF	1,199,272	228,381	10,098	44,128,717	8,039,469	59,381,831
47	Pulp of wood or of other fibrous cellulosic material; waste and scrap of paper or paperboard	-	-	-	595,118	-	2,053,552
48	Paper and paperboard; articles of paper pulp, of paper or of paperboard	1,190,354	207,566	10,098	43,521,403	7,805,446	35,828,574
49	Printed books, newspapers, pictures and other products of the printing industry; manuscripts, typescripts and plans	8,918	20,815	-	12,196	234,023	21,499,705
	TEXTILES AND TEXTILE ARTICLES	14,523	143,512	-	42,392	4,227,256	12,600,589
50	Silk	-	-	-	-	-	442
	Wool, fine or coarse animal hair, horsehair yarn and woven fabric	-	2,448	-	-	45	36,784
51	Cotton	-	5,697	-	-	754,352	948,152
52	Other vegetable textile fibres; paper yarn and woven fabrics of paper yarn	-	-	-	-	-	1,365
53	Man-made filaments	-	1,914	-	-	182,702	204,984
54	Man-made staple fibres	-	3,749	-	-	294,537	5,537,519
55	Wadding, felt and nonwovens; special yarns; twine, cordage, ropes and cables and articles thereof	11,057	5,212	-	-	70,314	1,727,446
56	Carpets and other textile floor coverings	-	11,946	-	-	25,647	134,200
57	Special woven fabrics; tufted textile fabrics; lace; tapestries; trimmings, embroidery	-	517	-	-	983,902	842,328
58	Impregnated, coated, covered or laminated textile fabrics; textile articles of a kind suitable for industrial use	1,885	18,534	-	37,682	84,317	2,481,474
59	Knitted or crocheted fabrics	-	536	-	-	20,304	222,429
60	Articles of apparel and clothing accessories, knitted or crocheted	-	17,992	-	-	286,033	171,703
61	Articles of apparel and clothing accessories, not knitted or crocheted	152	12,879	-	3,129	1,388,325	85,308
62	Other made up textile articles; sets; worn clothing and worn textile articles; rags	1,429	62,088	-	1,581	136,778	206,455
63	FOOTWEAR, HEADGEAR, UMBRELLAS, SUN UMBRELLAS, WALKING-STICKS, SEAT-STICKS, WHIPS, RIDING-CROPS, AND PARTS THEREOF; PREPARED FEATHERS AND ARTICLES MADE THEREWITH; ARTIFICIAL FLOWERS; ARTICLES OF HUMAN HAIR	-	4,434	178	13,691	196,223	964,344
64	Footwear, gaiters and the like; parts of such articles	-	3,788	178	13,500	168,599	936,598
65	Headgear and parts thereof	-	646	-	191	23,900	21,084
66	Umbrellas, sun umbrellas, walking-sticks, seat-sticks, whips, riding-crops and parts thereof	-	-	-	-	2,790	266
67	Prepared feathers and articles made therewith; artificial flowers; articles of human hair	-	-	-	-	934	6,396
	ARTICLES OF STONE, PLASTER, CEMENT, ASBESTOS, MICA OR SIMILAR MATERIALS; CERAMIC PRODUCTS; GLASS AND GLASSWARE	57,658	582,262	-	649,782	1,818,334	7,098,712
68	Articles of stone, plaster, cement, asbestos, mica or similar materials	19,580	87,414	-	639,054	757,856	4,290,869
69	Ceramic products	2,147	9,886	-	7,977	244,059	1,899,094
70	Glass and glassware	35,931	484,962	-	2,751	816,419	908,749
	NATURAL OR CULTURED PEARLS, PRECIOUS OR SEMI- PRECIOUS STONES, PRECIOUS METALS, METALS CLAD WITH PRECIOUS METALS AND ARTICLES THEREOF; IMITATION JEWELRY; COIN	416	292,651	-	-	38,888	1,823,664

TABLE 7 - Continued

PSCC CODE	DESCRIPTION	EUROPEAN UNION					
		CZECH REP.	DENMARK	ESTONIA	FINLAND	FRANCE	GERMANY
71	Natural or cultured pearls, precious or semi-precious stones, precious metals, metals clad with precious metals and articles thereof; imitation jewellery; coin	416	292,651	-	-	38,888	1,823,664
	BASE METALS AND ARTICLES OF BASE METALS	505,756	1,669,941	5,384	2,330,428	17,904,425	55,035,402
72	Iron and steel	59	66,102	-	187,666	34,837	2,815,761
73	Articles of iron or steel	79,932	846,611	-	1,235,472	14,738,740	38,663,938
74	Copper and articles thereof	410,538	33,432	-	20,691	299,938	2,878,728
75	Nickel and articles thereof	-	-	-	3,016	324,177	65,367
76	Aluminium and articles thereof	3,942	54,866	-	320,449	733,018	3,589,397
78	Lead and articles thereof	-	1,801	-	-	2,682	72,786
79	Zinc and articles thereof	-	-	-	-	96	4,216
80	Tin and articles thereof	-	10,841	-	-	59,931	207,837
81	Other base metals; cermets; articles thereof	-	10,706	-	-	6,598	1,062,162
82	Tools, implements, cutlery, spoons and forks, of base metal; parts thereof of base metal	9,272	100,931	2,801	60,943	954,261	3,773,864
83	Miscellaneous articles of base metal	2,013	544,651	2,583	502,191	750,147	1,901,346
	MACHINERY AND MECHANICAL APPLIANCES; ELECTRICAL EQUIPMENT; PARTS THEREOF; SOUND RECORDERS AND REPRODUCERS, AND PARTS AND ACCESSORIES OF SUCH ARTICLES	6,646,025	19,823,226	73,696	71,420,910	91,673,346	567,327,319
84	Nuclear reactors, boilers, machinery and mechanical appliances; parts thereof	3,925,826	15,688,576	27,875	21,193,348	31,970,865	407,195,818
85	Electrical machinery and equipment and parts thereof; sound recorders and reproducers, television image and sound recorders and reproducers and parts and accessories of such articles	2,720,199	4,134,650	45,821	50,227,562	59,702,481	160,131,501
	VEHICLES, AIRCRAFT, VESSELS AND ASSOCIATED TRANSPORT EQUIPMENT	215,283	733,849	180	579,537	517,696,511	227,134,094
86	Railway or tramway locomotives, rolling-stock and parts thereof; railway or tramway track fixtures and fittings and parts thereof; mechanical (including electro-mechanical) traffic signaling equipment of all kinds	-	7,632	-	-	19,411	148,768
87	Vehicles other than railway or tramway rolling-stock, and parts and accessories thereof	142,314	135,957	-	292,515	4,417,088	70,925,752
88	Aircraft, spacecraft, and parts thereof	72,969	590,139	180	252,785	513,192,442	141,264,597
89	Ships, boats and floating structures	-	121	-	34,237	67,570	14,794,977
	OPTICAL, PHOTOGRAPHIC, CINEMATOGRAPHIC, MEASURING, CHECKING, PRECISION, MEDICAL OR SURGICAL INSTRUMENTS AND APPARATUS; CLOCKS AND WATCHES; MUSICAL INSTRUMENTS, PARTS AND ACCESSORIES THEREOF	667,568	5,756,806	4,548	16,119,125	13,374,670	64,340,759
90	Optical, photographic, cinematographic, measuring, checking, precision, medical or surgical instruments and apparatus; parts and accessories thereof	667,568	5,755,868	4,548	15,940,933	11,257,863	64,266,159
91	Clocks and watches and parts thereof	-	938	-	178,192	2,116,807	54,497
92	Musical instruments; parts and accessories of such articles	-	-	-	-	-	20,103
	ARMS AND AMMUNITION; PARTS AND ACCESSORIES THEREOF	168,658	-	-	53,548	49,909	71,943
93	Arms and ammunition; parts and accessories thereof	168,658	-	-	53,548	49,909	71,943
	MISCELLANEOUS MANUFACTURED ARTICLES	947,426	5,308,144	-	201,907	3,791,563	10,192,520
94	Furniture; bedding; mattresses, mattress supports, cushions and similar stuffed furnishings; lamps and lighting fittings, not elsewhere specified or included; illuminated signs, illuminated name-plates and the like; prefabricated buildings	792,886	2,558,497	-	196,307	1,163,910	6,734,029
95	Toys, games and sports requisites; parts and accessories thereof	149,384	2,735,064	-	-	2,111,520	1,877,489
96	Miscellaneous manufactured articles	5,156	14,583	-	5,600	516,133	1,581,002
	WORKS OF ART, COLLECTOR'S PIECES AND ANTIQUES	174,087,098	385,994	65,793	284,096	76,805,357	1,022,535,514
97	Works of art, collectors' pieces and antiques	1,311	-	-	-	-	-
98	Commodities and transactions not classified elsewhere (reserved for special uses by contracting parties)	174,085,787	385,994	65,793	284,096	76,805,357	1,022,535,514

TABLE 7 - Continued

PSCC CODE	DESCRIPTION	EUROPEAN UNION					
		GREECE	HUNGARY	IRELAND	ITALY	LATVIA	LITHUANIA
	TOTAL	8,396,483	11,621,718	147,974,377	427,499,702	419,656	3,820,685
	LIVE ANIMALS, ANIMAL PRODUCTS	19,066	-	34,055,009	1,550,349	-	23,245
01	Live animals	-	-	-	-	-	-
02	Meat and edible meat offal	-	-	30,890,753	61,386	-	-
	Fish and crustaceans, molluscs and other aquatic invertebrates						
03		-	-	-	-	-	23,245
04	Dairy produce; birds' eggs; natural honey; edible products of animal origin, not elsewhere specified or included	19,066	-	3,164,256	991,847	-	-
05	Products of animal origin, not elsewhere specified or included	-	-	-	497,116	-	-
	VEGETABLE PRODUCTS	479,786	994	6,074	1,911,887	-	-
06	Live trees and other plants; bulbs, roots and the like; cut flowers and ornamental foliage	-	-	-	-	-	-
07	Edible vegetables and certain roots and tubers	-	-	-	72,267	-	-
08	Edible fruit and nuts; peel of citrus fruits or melons	479,786	-	-	727,471	-	-
09	Coffee, tea, maté and spices	-	-	-	217,214	-	-
10	Cereals	-	-	-	265	-	-
	Products of the milling industry; malt; starches; inulin; wheat gluten						
11		-	-	-	115,809	-	-
12	Oil seeds and oleaginous fruits; miscellaneous grains, seeds and fruit; industrial or medicinal plants; straw and fodder	-	994	6,074	6,570	-	-
13	Lac; gums, resins and other vegetable saps and extracts	-	-	-	772,291	-	-
14	Vegetable plaiting materials; vegetable products not elsewhere specified or included	-	-	-	-	-	-
	ANIMAL OR VEGETABLE FATS AND OILS AND THEIR CLEAVAGE PRODUCTS; PREPARED EDIBLE FATS; ANIMAL OR VEGETABLE WAXES	-	-	1,014,809	2,075,266	-	-
15	Animal or vegetable fats and oils and their cleavage products; prepared edible fats; animal or vegetable waxes	-	-	1,014,809	2,075,266	-	-
	PREPARED FOODSTUFFS; BEVERAGES, SPIRITS AND VINEGAR, TOBACCO AND MANUFACTURED TOBACCO SUBSTITUTES	3,060,280	4,665,493	6,726,911	76,427,677	31,291	1,719,589
16	Preparations of meat, of fish or of crustaceans, molluscs and other aquatic invertebrates	-	-	-	72,887	-	-
17	Sugars and sugar confectionery	-	-	135,648	135,702	-	1,719,589
18	Cocoa and cocoa preparations	-	-	364,580	1,502,268	-	-
	Preparations of cereals, flour, starch or milk; pastrycooks' products						
19		37,630	-	4,131,893	3,414,756	-	-
	Preparations of vegetables, fruit, nuts or other parts of plants						
20		210,553	-	-	2,660,874	-	-
21	Miscellaneous edible preparations	-	15,233	1,755,437	2,740,605	-	-
22	Beverages, spirits and vinegar	-	1,941	165,310	1,988,335	31,291	-
23	Residues and waste from the food industries; prepared animal fodder	-	4,648,319	174,043	63,912,250	-	-
24	Tobacco and manufactured tobacco substitutes	2,812,097	-	-	-	-	-
	MINERAL PRODUCTS	10,312	-	-	25,387,884	-	-
25	Salt, sulphur; earths and stone; plastering materials, lime and cement	-	-	-	80,695	-	-
26	Ores, slag & ash	90	-	-	-	-	-
27	Mineral fuels, mineral oils and products of their distillation; bituminous substances; mineral waxes	10,222	-	-	25,307,189	-	-
	PRODUCTS OF THE CHEMICAL OR ALLIED INDUSTRIES	2,342,698	1,020,913	20,999,859	37,007,489	103,717	1,617,624
28	Inorganic chemicals; organic or inorganic compounds of precious metals, of rare-earth metals, of radio-active elements or of isotopes	10,694	-	-	43,970	-	453,334
29	Organic chemicals	-	182,373	1,998,944	3,882,078	-	-
30	Pharmaceutical products	1,981,866	409,744	15,613,095	19,295,338	74,349	-
31	Fertilisers	-	-	41,854	76,539	-	1,164,290
	Tanning or dyeing extracts; tannins and their derivatives; dyes, pigments and other colouring matter; paints and varnishes; outtv and other mastics; inks						
32		191,650	-	2,072	1,466,793	-	-
	Essential oils and resinoids; perfumery, cosmetic or toilet preparations						
33		22,053	1,878	582,216	647,609	-	-
	Soap, organic surface-active agents, washing preparations, lubricating preparations, artificial waxes, prepared waxes, polishing or scouring preparations, candles and similar articles, modeling pastes, "dental waxes" and dental preparations with a basis of plaster						
34		239	665	22,832	399,258	-	-
	Albuminoidal substances; modified starches; glues; enzymes						
35		83,734	12,563	1,135,898	4,730,283	-	-
	Explosives; pyrotechnic products, matches, pyrophoric alloys; certain combustible preparations						
36		-	-	-	299,473	-	-
37	Photographic or cinematographic goods	19,442	-	-	6,602	-	-
38	Miscellaneous chemical products	33,020	413,690	1,602,948	6,159,546	29,368	-

TABLE 7 - Continued

PSCC CODE	DESCRIPTION	EUROPEAN UNION					
		GREECE	HUNGARY	IRELAND	ITALY	LATVIA	LITHUANIA
	PLASTICS AND ARTICLES THEREOF; RUBBER AND ARTICLES THEREOF	208,566	441,892	2,599,604	6,435,375	50	-
39	Plastics and articles thereof	208,418	313,180	2,564,681	3,484,701	50	-
40	Rubber and articles thereof	148	128,712	34,923	2,950,674	-	-
	RAW HIDES AND SKINS, LEATHER, FURSKINS, AND ARTICLES THEREOF; SADDLERY AND HARNESS; TRAVEL GOODS, HANDBAGS AND SIMILAR CONTAINERS; ARTICLES OF ANIMAL GUT (OTHER THAN SILK-WORM GUT)	-	52	1,216	20,366,912	-	-
41	Raw hides and skins (other than furskins) and leather	-	-	-	17,685,638	-	-
42	Articles of leather; saddlery and harness; travel goods and handbags and similar containers; articles of animal gut (other than silk-worm gut)	-	52	1,216	502,330	-	-
43	Furskins and artificial fur; manufactures thereof	-	-	-	2,178,944	-	-
	WOOD AND ARTICLES OF WOOD; WOOD CHARCOAL; CORK AND ARTICLES OF CORK; MANUFACTURES OF STRAW, OF ESPARTO OR OF OTHER PLAITING MATERIALS; BASKETWARE AND WICKERWORK	-	902	72,178	912,793	-	12,568
44	wood and articles of wood; wood charcoal	-	291	72,178	902,314	-	12,568
45	Cork and articles of cork	-	611	-	162	-	-
46	Manufactures of straw, of esparto or of other plaiting materials; basketware and wickerwork	-	-	-	10,317	-	-
	PULP OF WOOD OR OF OTHER FIBROUS CELLULOSIC MATERIAL; WASTE AND SCRAP OF PAPER OR PAPERBOARD; PAPER AND PAPERBOARD AND ARTICLES THEREOF	87,824	3,797	115,887	2,840,319	-	-
47	Pulp of wood or of other fibrous cellulosic material; waste and scrap of paper or paperboard	82,813	-	-	-	-	-
48	Paper and paperboard; articles of paper pulp, of paper or of paperboard	3,337	3,797	2,599	2,555,330	-	-
49	Printed books, newspapers, pictures and other products of the printing industry; manuscripts, typescripts and plans	1,674	-	113,288	284,989	-	-
	TEXTILES AND TEXTILE ARTICLES	382,879	13,942	57,116	11,203,061	-	-
50	Silk	-	-	-	47,685	-	-
51	Wool, fine or coarse animal hair, horsehair yarn and woven fabric	-	-	-	741,837	-	-
52	Cotton	283,232	13,942	-	760,396	-	-
53	Other vegetable textile fibres; paper yarn and woven fabrics of paper yarn	-	-	-	215,867	-	-
54	Man-made filaments	-	-	-	790,267	-	-
55	Man-made staple fibres	-	-	54,025	2,786,707	-	-
56	Wadding, felt and nonwovens; special yarns; twine, cordage, ropes and cables and articles thereof	-	-	-	31,085	-	-
57	Carpets and other textile floor coverings	-	-	-	39,304	-	-
58	Special woven fabrics; tufted textile fabrics; lace; tapestries; trimmings; embroidery	2,426	-	592	317,996	-	-
59	Impregnated, coated, covered or laminated textile fabrics; textile articles of a kind suitable for industrial use	55,617	-	1,260	2,001,510	-	-
60	Knitted or crocheted fabrics	264	-	-	2,327,516	-	-
61	Articles of apparel and clothing accessories, knitted or crocheted	243	-	164	198,412	-	-
62	Articles of apparel and clothing accessories, not knitted or crocheted	41,097	-	765	679,462	-	-
63	Other made up textile articles; sets; worn clothing and worn textile articles; rags	-	-	310	265,017	-	-
	FOOTWEAR, HEADGEAR, UMBRELLAS, SUN UMBRELLAS, WALKING-STICKS, SEAT-STICKS, WHIPS, RIDING-CROPS, AND PARTS THEREOF; PREPARED FEATHERS AND ARTICLES MADE THEREWITH; ARTIFICIAL FLOWERS; ARTICLES OF HUMAN HAIR	81,393	-	851	595,818	-	-
64	Footwear, gaiters and the like; parts of such articles	81,393	-	-	560,834	-	-
65	Headgear and parts thereof	-	-	851	19,938	-	-
66	Umbrellas, sun umbrellas, walking-sticks, seat-sticks, whips, riding-crops and parts thereof	-	-	-	13,401	-	-
67	Prepared feathers and articles made therewith; artificial flowers; articles of human hair	-	-	-	1,645	-	-
	ARTICLES OF STONE, PLASTER, CEMENT, ASBESTOS, MICA OR SIMILAR MATERIALS; CERAMIC PRODUCTS; GLASS AND GLASSWARE	758,928	120,517	409	8,891,438	9,646	-
68	Articles of stone, plaster, cement, asbestos, mica or similar materials	752,131	111,832	-	2,851,420	-	-
69	Ceramic products	-	-	-	5,049,311	-	-
70	Glass and glassware	6,797	8,685	409	990,707	9,646	-

TABLE 7 - Continued

PSCC CODE	DESCRIPTION	EUROPEAN UNION					
		GREECE	HUNGARY	IRELAND	ITALY	LATVIA	LITHUANIA
	NATURAL OR CULTURED PEARLS, PRECIOUS OR SEMI- PRECIOUS STONES, PRECIOUS METALS, METALS CLAD WITH PRECIOUS METALS AND ARTICLES THEREOF; IMITATION JEWELRY: COIN	-	-	-	4,994,475	-	-
71	Natural or cultured pearls, precious or semi-precious stones, precious metals, metals clad with precious metals and articles thereof: imitation jewelry: coin	-	-	-	4,994,475	-	-
	BASE METALS AND ARTICLES OF BASE METALS	5,323	29,936	206,172	9,449,961	169	28,748
72	Iron and steel	-	-	1,332	632,934	-	-
73	Articles of iron or steel	1,489	14,286	70,890	4,652,290	169	-
74	Copper and articles thereof	-	6,186	-	497,480	-	-
75	Nickel and articles thereof	-	-	-	36	-	-
76	Aluminium and articles thereof	-	4,616	-	1,136,472	-	28,748
78	Lead and articles thereof	-	-	-	-	-	-
79	Zinc and articles thereof	-	-	-	10,408	-	-
80	Tin and articles thereof	-	-	-	378	-	-
81	Other base metals; cermets; articles thereof	-	1,528	-	258	-	-
82	Tools, implements, cutlery, spoons and forks, of base metal; parts thereof of base metal	-	2,213	83,867	1,011,818	-	-
83	Miscellaneous articles of base metal	3,834	1,107	50,083	1,507,887	-	-
	MACHINERY AND MECHANICAL APPLIANCES; ELECTRICAL EQUIPMENT; PARTS THEREOF; SOUND RECORDERS AND REPRODUCERS, AND PARTS AND ACCESSORIES OF SUCH ARTICLES	826,489	3,375,407	29,456,238	105,092,824	124,438	106,064
84	Nuclear reactors, boilers, machinery and mechanical appliances; parts thereof	422,099	2,684,896	21,261,268	75,242,243	66,382	43,796
85	Electrical machinery and equipment and parts thereof; sound recorders and reproducers, television image and sound recorders and reproducers and parts and accessories of such articles	404,390	690,511	8,194,970	29,850,581	58,056	62,268
	VEHICLES, AIRCRAFT, VESSELS AND ASSOCIATED TRANSPORT EQUIPMENT	6,674	35,795	700,269	65,415,146	142,680	980
86	Railway or tramway locomotives, rolling-stock and parts thereof; railway or tramway track fixtures and fittings and parts thereof; mechanical (including electro-mechanical) traffic signaling equipment of all kinds	-	-	42,881	10,295	-	-
87	Vehicles other than railway or tramway rolling-stock, and parts and accessories thereof	6,043	23,865	11,307	10,684,704	142,680	-
88	Aircraft, spacecraft, and parts thereof	-	11,930	640,401	54,686,447	-	980
89	Ships, boats and floating structures	631	-	5,680	33,700	-	-
	OPTICAL, PHOTOGRAPHIC, CINEMATOGRAPHIC, MEASURING, CHECKING, PRECISION, MEDICAL OR SURGICAL INSTRUMENTS AND APPARATUS; CLOCKS AND WATCHES; MUSICAL INSTRUMENTS, PARTS AND ACCESSORIES THEREOF	35,611	465,415	2,715,521	12,299,745	5,226	304,341
90	Optical, photographic, cinematographic, measuring, checking, precision, medical or surgical instruments and apparatus: parts and accessories thereof	35,275	465,415	2,715,521	12,112,762	5,226	304,341
91	Clocks and watches and parts thereof	336	-	-	185,458	-	-
92	Musical instruments; parts and accessories of such articles	-	-	-	1,525	-	-
	ARMS AND AMMUNITION; PARTS AND ACCESSORIES THEREOF	-	-	10,809	8,028,811	-	-
93	Arms and ammunition; parts and accessories thereof	-	-	10,809	8,028,811	-	-
	MISCELLANEOUS MANUFACTURED ARTICLES	25,533	13,320	289,727	7,662,777	1,513	2,263
94	Furniture; bedding; mattresses, mattress supports, cushions and similar stuffed furnishings; lamps and lighting fittings, not elsewhere specified or included; illuminated signs, illuminated name-plates and the like; prefabricated buildings	13,359	11,387	21,691	4,694,650	1,513	-
95	Toys, games and sports requisites; parts and accessories thereof	12,174	-	135,763	2,510,406	-	-
96	Miscellaneous manufactured articles	-	1,933	132,273	457,721	-	2,263
	WORKS OF ART, COLLECTOR'S PIECES AND ANTIQUES	65,121	1,433,343	48,945,718	18,949,695	926	5,263
97	Works of art, collectors' pieces and antiques	-	-	-	104	-	-
98	Commodities and transactions not classified elsewhere (reserved for special uses by contracting parties)	65,121	1,433,343	48,945,718	18,949,591	926	5,263

TABLE 7 - Continued

PSCC CODE	DESCRIPTION	EUROPEAN UNION					
		LUXEMBOURG	MALTA	NETHERLANDS	POLAND	PORTUGAL	ROMANIA
	TOTAL	1,470,020	6,300,015	429,849,678	26,968,886	5,363,189	4,341,882
	LIVE ANIMALS, ANIMAL PRODUCTS	-	-	89,574,455	11,662,810	228,910	-
01	Live animals	-	-	-	-	-	-
02	Meat and edible meat offal	-	-	55,808,412	-	-	-
	Fish and crustaceans, molluscs and other aquatic invertebrates	-	-	-	-	-	-
03		-	-	1,983,173	27,788	-	-
04	Dairy produce; birds' eggs; natural honey; edible products of animal origin, not elsewhere specified or included	-	-	29,357,554	11,615,222	228,910	-
05	Products of animal origin, not elsewhere specified or included	-	-	2,425,316	19,800	-	-
	VEGETABLE PRODUCTS	-	-	8,158,573	213,838	91	321,381
06	Live trees and other plants; bulbs, roots and the like; cut flowers and ornamental foliage	-	-	286,579	-	-	-
07	Edible vegetables and certain roots and tubers	-	-	1,001,640	-	-	-
08	Edible fruit and nuts; peel of citrus fruits or melons	-	-	6,390	-	-	-
09	Coffee, tea, maté and spices	-	-	121,801	171,056	-	-
10	Cereals	-	-	-	-	-	321,381
	Products of the milling industry; malt; starches; inulin; wheat gluten	-	-	5,977,853	42,170	91	-
11		-	-	-	-	-	-
12	Oil seeds and oleaginous fruits; miscellaneous grains, seeds and fruit; industrial or medicinal plants; straw and fodder	-	-	587,490	-	-	-
13	Lac; gums, resins and other vegetable saps and extracts	-	-	175,215	612	-	-
14	Vegetable plaiting materials; vegetable products not elsewhere specified or included	-	-	1,605	-	-	-
	ANIMAL OR VEGETABLE FATS AND OILS AND THEIR CLEAVAGE PRODUCTS; PREPARED EDIBLE FATS; ANIMAL OR VEGETABLE WAXES	-	-	495,095	-	-	-
15	Animal or vegetable fats and oils and their cleavage products; prepared edible fats; animal or vegetable waxes	-	-	495,095	-	-	-
	PREPARED FOODSTUFFS; BEVERAGES, SPIRITS AND VINEGAR, TOBACCO AND MANUFACTURED TOBACCO SUBSTITUTES	159,296	-	98,175,936	1,883,454	451,165	1,030,407
16	Preparations of meat, of fish or of crustaceans, molluscs and other aquatic invertebrates	-	-	4,646	-	49,716	-
17	Sugars and sugar confectionery	-	-	1,636,675	-	-	-
18	Cocoa and cocoa preparations	159,296	-	15,535,183	53,823	39,415	71,967
19	Preparations of cereals, flour, starch or milk; pastrycooks' products	-	-	5,725,125	840,417	92,156	-
20	Preparations of vegetables, fruit, nuts or other parts of plants	-	-	4,185,419	465,974	-	-
21	Miscellaneous edible preparations	-	-	39,594,407	53,775	-	-
22	Beverages, spirits and vinegar	-	-	1,870,319	77,314	269,878	-
23	Residues and waste from the food industries; prepared animal fodder	-	-	29,022,896	392,151	-	-
24	Tobacco and manufactured tobacco substitutes	-	-	601,266	-	-	958,440
	MINERAL PRODUCTS	-	-	1,020,079	-	83,513	-
25	Salt, sulphur; earths and stone; plastering materials, lime and cement	-	-	155,043	-	-	-
26	Ores, slag & ash	-	-	42,696	-	-	-
27	Mineral fuels, mineral oils and products of their distillation; bituminous substances; mineral waxes	-	-	822,340	-	83,513	-
	PRODUCTS OF THE CHEMICAL OR ALLIED INDUSTRIES	416,662	218,703	75,426,662	1,688,186	1,388,323	961,836
28	Inorganic chemicals; organic or inorganic compounds of precious metals, of rare-earth metals, of radio-active elements or of isotopes	-	-	487,841	79,606	-	-
29	Organic chemicals	-	-	7,650,812	48,611	292	-
30	Pharmaceutical products	-	218,703	47,331,572	1,147,805	629,381	738,742
31	Fertilisers	-	-	443,562	-	-	-
32	Tanning or dyeing extracts; tannins and their derivatives; dyes, pigments and other colouring matter; paints and varnishes; putty and other mastics; inks	277,387	-	1,964,738	75,712	-	162,608
33	Essential oils and resinoids; perfumery, cosmetic or toilet preparations	131,469	-	4,117,559	49,112	18,582	-
34	Soap, organic surface-active agents, washing preparations, lubricating preparations, artificial waxes, prepared waxes, polishing or scouring preparations, candles and similar articles, modeling pastes, "dental waxes" and dental preparations with a basis of plaster	1,264	-	464,635	17,979	-	11,488
35	Albuminoidal substances; modified starches; glues; enzymes	126	-	7,058,911	212,439	62	652
36	Explosives; pyrotechnic products, matches, pyrophoric alloys; certain combustible preparations	-	-	294,668	-	-	-
37	Photographic or cinematographic goods	-	-	673,219	-	-	-
38	Miscellaneous chemical products	6,416	-	4,939,145	56,922	740,006	48,346

TABLE 7 - Continued

PSCC CODE	DESCRIPTION	EUROPEAN UNION					
		LUXEMBOURG	MALTA	NETHERLANDS	POLAND	PORTUGAL	ROMANIA
	PLASTICS AND ARTICLES THEREOF; RUBBER AND ARTICLES THEREOF	12,596	4,576	7,904,706	224,591	188,730	100,085
39	Plastics and articles thereof	10,884	4,576	6,736,503	145,866	54,509	2,457
40	Rubber and articles thereof	1,712	-	1,168,203	78,725	134,221	97,628
	RAW HIDES AND SKINS, LEATHER, FURSKINS, AND ARTICLES THEREOF; SADDLERY AND HARNESS; TRAVEL GOODS, HANDBAGS AND SIMILAR CONTAINERS; ARTICLES OF ANIMAL GUT (OTHER THAN SILK-WORM GUT)	10,471	-	432,471	-	40,178	5,868
41	Raw hides and skins (other than furskins) and leather	-	-	394,052	-	-	-
42	Articles of leather; saddlery and harness; travel goods and, handbags and similar containers; articles of animal gut (other than silk-worm gut)	10,471	-	38,419	-	40,178	5,868
43	Furskins and artificial fur; manufactures thereof	-	-	-	-	-	-
	WOOD AND ARTICLES OF WOOD; WOOD CHARCOAL; CORK AND ARTICLES OF CORK; MANUFACTURES OF STRAW, OF ESPARTO OR OF OTHER PLAITING MATERIALS; BASKETWARE AND WICKERWORK	-	-	236,120	3,791	477,937	627,405
44	wood and articles of wood; wood charcoal	-	-	217,355	3,791	74,745	627,405
45	Cork and articles of cork	-	-	18,765	-	403,192	-
46	Manufactures of straw, of esparto or of other plaiting materials; basketware and wickerwork	-	-	-	-	-	-
	PULP OF WOOD OR OF OTHER FIBROUS CELLULOSIC MATERIAL; WASTE AND SCRAP OF PAPER OR PAPERBOARD; PAPER AND PAPERBOARD AND ARTICLES THEREOF	23,948	-	5,775,572	197,709	109,308	827
47	Pulp of wood or of other fibrous cellulosic material; waste and scrap of paper or paperboard	-	-	2,906,926	19,904	-	-
48	Paper and paperboard; articles of paper pulp, of paper or of paperboard	10,867	-	2,735,255	164,810	109,230	133
49	Printed books, newspapers, pictures and other products of the printing industry; manuscripts, typescripts and plans	13,081	-	133,391	12,995	78	694
	TEXTILES AND TEXTILE ARTICLES	11,059	1,853	921,801	158,132	283,572	30,626
50	Silk	-	-	929	-	-	3,352
51	Wool, fine or coarse animal hair, horsehair yarn and woven fabric	-	-	-	-	-	2,648
52	Cotton	7,470	-	112,045	-	-	198
53	Other vegetable textile fibres; paper yarn and woven fabrics of paper yarn	-	-	-	-	-	860
54	Man-made filaments	-	-	11,010	-	2,007	189
55	Man-made staple fibres	233	-	99,306	-	-	2,347
56	Wadding, felt and nonwovens; special yarns; twine, cordage, ropes and cables and articles thereof	-	-	203,426	-	-	-
57	Carpets and other textile floor coverings	-	-	56,907	1,244	-	-
58	Special woven fabrics; tufted textile fabrics; lace; tapestries; trimmings; embroidery	-	-	5,930	741	209,840	-
59	Impregnated, coated, covered or laminated textile fabrics; textile articles of a kind suitable for industrial use	292	-	140,501	-	6,975	-
60	Knitted or crocheted fabrics	-	-	128	-	-	-
61	Articles of apparel and clothing accessories, knitted or crocheted	-	-	103,179	1,483	7,078	4,118
62	Articles of apparel and clothing accessories, not knitted or crocheted	-	-	42,940	154,664	9,527	15,982
63	Other made up textile articles; sets; worn clothing and worn textile articles; rags	3,064	1,853	145,500	-	48,145	932
	FOOTWEAR, HEADGEAR, UMBRELLAS, SUN UMBRELLAS, WALKING-STICKS, SEAT-STICKS, WHIPS, RIDING-CROPS, AND PARTS THEREOF; PREPARED FEATHERS AND ARTICLES MADE THEREWITH; ARTIFICIAL FLOWERS: ARTICLES OF HUMAN HAIR	-	-	1,029,694	6,205	13,683	9,447
64	Footwear, gaiters and the like; parts of such articles	-	-	1,025,635	6,205	12,566	-
65	Headgear and parts thereof	-	-	3,350	-	946	-
66	Umbrellas, sun umbrellas, walking-sticks, seat-sticks, whips, riding-crops and parts thereof	-	-	621	-	-	9,447
67	Prepared feathers and articles made therewith; artificial flowers; articles of human hair	-	-	88	-	171	-
	ARTICLES OF STONE, PLASTER, CEMENT, ASBESTOS, MICA OR SIMILAR MATERIALS; CERAMIC PRODUCTS; GLASS AND GLASSWARE	244	-	1,216,219	139,987	49,076	-
68	Articles of stone, plaster, cement, asbestos, mica or similar materials	-	-	227,178	86,178	707	-
69	Ceramic products	-	-	419,743	52,179	48,369	-
70	Glass and glassware	244	-	569,298	1,630	-	-

TABLE 7 - Continued

PSC CODE	DESCRIPTION	EUROPEAN UNION					
		LUXEMBOURG	MALTA	NETHERLANDS	POLAND	PORTUGAL	ROMANIA
	NATURAL OR CULTURED PEARLS, PRECIOUS OR SEMI-PRECIOUS STONES, PRECIOUS METALS, METALS CLAD WITH PRECIOUS METALS AND ARTICLES THEREOF; IMITATION JEWELRY; COIN	468,023	-	82	-	30,119	-
71	Natural or cultured pearls, precious or semi-precious stones, precious metals, metals clad with precious metals and articles thereof; imitation jewellery; coin	468,023	-	82	-	30,119	-
	BASE METALS AND ARTICLES OF BASE METALS	141,191	3,883	6,935,467	1,099,624	451,859	158,649
72	Iron and steel	133,556	-	318,465	-	-	-
73	Articles of iron or steel	2,018	-	4,643,280	431,456	386,590	106,557
74	Copper and articles thereof	-	-	400,827	39,080	19,342	-
75	Nickel and articles thereof	-	-	2,386	-	-	-
76	Aluminium and articles thereof	-	-	346,076	15,523	-	-
78	Lead and articles thereof	-	-	-	552	-	-
79	Zinc and articles thereof	-	-	-	40,605	-	-
80	Tin and articles thereof	-	-	83	-	-	-
81	Other base metals; cermets; articles thereof	2,424	-	12,066	54,607	-	-
82	Tools, implements, cutlery, spoons and forks, of base metal; parts thereof of base metal	166	1,880	738,575	485,416	31,682	51,275
83	Miscellaneous articles of base metal	3,027	2,003	473,709	32,385	14,245	817
	MACHINERY AND MECHANICAL APPLIANCES; ELECTRICAL EQUIPMENT; PARTS THEREOF; SOUND RECORDERS AND REPRODUCERS, AND PARTS AND ACCESSORIES OF SUCH ARTICLES	214,388	4,786,501	92,058,040	7,208,004	1,337,002	518,258
84	Nuclear reactors, boilers, machinery and mechanical appliances; parts thereof	168,725	790,528	70,765,765	5,138,595	419,504	430,005
85	Electrical machinery and equipment and parts thereof; sound recorders and reproducers, television image and sound recorders and reproducers and parts and accessories of such articles	45,663	3,995,973	21,292,275	2,069,409	917,498	88,253
	VEHICLES, AIRCRAFT, VESSELS AND ASSOCIATED TRANSPORT EQUIPMENT	-	-	3,453,545	1,517,559	100,900	2,289
86	Railway or tramway locomotives, rolling-stock and parts thereof; railway or tramway track fixtures and fittings and parts thereof; mechanical (including electro-mechanical) traffic signalling equipment of all kinds	-	-	3,688	-	-	1,205
87	Vehicles other than railway or tramway rolling-stock, and parts and accessories thereof	-	-	816,462	30,683	44,776	1,084
88	Aircraft, spacecraft, and parts thereof	-	-	2,633,395	1,486,876	56,124	-
89	Ships, boats and floating structures	-	-	-	-	-	-
	OPTICAL, PHOTOGRAPHIC, CINEMATOGRAPHIC, MEASURING, CHECKING, PRECISION, MEDICAL OR SURGICAL INSTRUMENTS AND APPARATUS; CLOCKS AND WATCHES; MUSICAL INSTRUMENTS, PARTS AND ACCESSORIES THEREOF	7,372	741,235	17,742,137	602,677	59,870	172
90	Optical, photographic, cinematographic, measuring, checking, precision, medical or surgical instruments and apparatus; parts and accessories thereof	7,372	741,235	17,649,119	602,677	46,950	172
91	Clocks and watches and parts thereof	-	-	20,808	-	12,920	-
92	Musical instruments; parts and accessories of such articles	-	-	72,210	-	-	-
	ARMS AND AMMUNITION; PARTS AND ACCESSORIES THEREOF	-	-	2,386	-	-	-
93	Arms and ammunition; parts and accessories thereof	-	-	2,386	-	-	-
	MISCELLANEOUS MANUFACTURED ARTICLES	-	-	2,987,164	288,019	28,440	3,018
94	Furniture; bedding; mattresses, mattress supports, cushions and similar stuffed furnishings; lamps and lighting fittings, not elsewhere specified or included; illuminated signs, illuminated name-plates and the like; prefabricated buildings	-	-	745,783	285,294	22,072	3,018
95	Toys, games and sports requisites; parts and accessories thereof	-	-	127,520	2,725	6,250	-
96	Miscellaneous manufactured articles	-	-	2,113,861	-	118	-
	WORKS OF ART, COLLECTOR'S PIECES AND ANTIQUES	4,770	543,264	16,303,474	74,300	40,513	571,614
97	Works of art, collectors' pieces and antiques	-	-	-	-	-	-
98	Commodities and transactions not classified elsewhere (reserved for special uses by contracting parties)	4,770	543,264	16,303,474	74,300	40,513	571,614

TABLE 7 - Continued

PSCC CODE	DESCRIPTION	EUROPEAN UNION				
		SLOVAKIA	SLOVENIA	SPAIN	SWEDEN	UK OF GREAT BRITAIN
	TOTAL	2,141,743	7,692,835	356,208,760	123,114,443	398,660,768
	LIVE ANIMALS, ANIMAL PRODUCTS	15,200	-	39,884,792	765,082	15,901,033
01	Live animals	-	-	-	-	-
02	Meat and edible meat offal	-	-	38,252,594	-	11,709,034
	Fish and crustaceans, molluscs and other aquatic invertebrates	-	-	25,206	32,760	2,706,246
03	Dairy produce; birds' eggs; natural honey; edible products of animal origin, not elsewhere specified or included	15,200	-	1,507,096	732,322	1,379,912
04	Products of animal origin, not elsewhere specified or included	-	-	99,896	-	105,841
05		-	-	-	-	-
	VEGETABLE PRODUCTS	-	-	1,909,351	49,203	11,787,331
06	Live trees and other plants; bulbs, roots and the like; cut flowers and ornamental foliage	-	-	3,816	-	-
07	Edible vegetables and certain roots and tubers	-	-	315,346	-	297,698
08	Edible fruit and nuts; peel of citrus fruits or melons	-	-	55,276	-	3,823
09	Coffee, tea, maté and spices	-	-	636,174	-	308,348
10	Cereals	-	-	7,458	-	10,444,552
	Products of the milling industry; malt; starches; inulin; wheat gluten	-	-	17,884	49,203	611,777
11	Oil seeds and oleaginous fruits; miscellaneous grains, seeds and fruit; industrial or medicinal plants; straw and fodder	-	-	64,801	-	4,927
12	Lac; gums, resins and other vegetable saps and extracts	-	-	808,596	-	116,206
13	Vegetable plaiting materials; vegetable products not elsewhere specified or included	-	-	-	-	-
14		-	-	-	-	-
	ANIMAL OR VEGETABLE FATS AND OILS AND THEIR CLEAVAGE PRODUCTS; PREPARED EDIBLE FATS; ANIMAL OR VEGETABLE WAXES	-	-	5,159,068	3,092,451	183,076
15	Animal or vegetable fats and oils and their cleavage products; prepared edible fats; animal or vegetable waxes	-	-	5,159,068	3,092,451	183,076
	PREPARED FOODSTUFFS; BEVERAGES, SPIRITS AND VINEGAR, TOBACCO AND MANUFACTURED TOBACCO SUBSTITUTES	-	-	46,910,326	22,929	17,616,879
16	Preparations of meat, of fish or of crustaceans, molluscs and other aquatic invertebrates	-	-	130,175	-	62,628
17	Sugars and sugar confectionery	-	-	296,335	117	540,964
18	Cocoa and cocoa preparations	-	-	290,042	-	859,978
19	Preparations of cereals, flour, starch or milk; pastrycooks' products	-	-	1,552,857	-	2,845,972
20	Preparations of vegetables, fruit, nuts or other parts of plants	-	-	1,368,951	-	578,455
21	Miscellaneous edible preparations	-	-	899,549	6,150	2,516,844
22	Beverages, spirits and vinegar	-	-	30,665,202	-	3,993,731
23	Residues and waste from the food industries; prepared animal fodder	-	-	10,702,563	16,662	6,218,307
24	Tobacco and manufactured tobacco substitutes	-	-	1,004,652	-	-
	MINERAL PRODUCTS	-	5,706	406,819	240,339	609,734
25	Salt, sulphur; earths and stone; plastering materials, lime and cement	-	-	8,139	-	243,413
26	Ores, slag & ash	-	-	-	-	-
27	Mineral fuels, mineral oils and products of their distillation; bituminous substances; mineral waxes	-	5,706	398,680	240,339	366,321
	PRODUCTS OF THE CHEMICAL OR ALLIED INDUSTRIES	367,882	1,671,749	72,177,573	13,852,444	93,030,370
28	Inorganic chemicals; organic or inorganic compounds of precious metals, of rare-earth metals, of radio-active elements or of isotopes	-	-	1,380,891	2,515,671	459,402
29	Organic chemicals	236,187	28,290	5,710,801	312,545	8,770,178
30	Pharmaceutical products	115,037	1,611,739	20,033,013	8,454,014	52,396,424
31	Fertilisers	-	-	21,063	-	1,200,191
32	Tanning or dyeing extracts; tannins and their derivatives; dyes, pigments and other colouring matter; paints and varnishes; putty and other mastics; inks	-	9,491	848,282	279,971	2,975,807
33	Essential oils and resinoids; perfumery, cosmetic or toilet preparations	915	110	38,837,585	420,159	8,489,569
	Soap, organic surface-active agents, washing preparations, lubricating preparations, artificial waxes, prepared waxes, polishing or scouring preparations, candles and similar articles, modeling pastes, "dental waxes" and dental preparations with a basis of plaster	-	886	84,891	117,954	4,342,978
34	Albuminoidal substances; modified starches; glues; enzymes	-	5,050	1,055,924	15,665	685,007
35	Explosives; pyrotechnic products, matches, pyrophoric alloys; certain combustible preparations	-	-	-	654,347	927
36	Photographic or cinematographic goods	-	-	762	158	2,898
37	Miscellaneous chemical products	15,743	16,183	4,204,361	1,081,960	13,706,989
38		-	-	-	-	-

TABLE 7 - Continued

PSCC CODE	DESCRIPTION	EUROPEAN UNION				
		SLOVAKIA	SLOVENIA	SPAIN	SWEDEN	UK OF GREAT BRITAIN
	PLASTICS AND ARTICLES THEREOF; RUBBER AND ARTICLES THEREOF	191,810	188,733	27,296,337	1,874,987	10,994,578
39	Plastics and articles thereof	1,976	160,615	25,569,562	1,445,203	8,396,439
40	Rubber and articles thereof	189,834	28,118	1,726,775	429,784	2,598,139
	RAW HIDES AND SKINS, LEATHER, FURSKINS, AND ARTICLES THEREOF; SADDLERY AND HARNESS; TRAVEL GOODS, HANDBAGS AND SIMILAR CONTAINERS; ARTICLES OF ANIMAL GUT (OTHER THAN SILK-WORM GUT)	3,256	58	1,196,900	29,235	970,676
41	Raw hides and skins (other than furskins) and leather	-	-	1,056,091	410	917,669
	Articles of leather; saddlery and harness; travel goods and, handbags and similar containers; articles of animal gut (other than silk-worm gut)	3,256	58	134,480	28,825	53,007
42						
43	Furskins and artificial fur; manufactures thereof	-	-	6,329	-	-
	WOOD AND ARTICLES OF WOOD; WOOD CHARCOAL; CORK AND ARTICLES OF CORK; MANUFACTURES OF STRAW, OF ESPARTO OR OF OTHER PLAITING MATERIALS; BASKETWARE AND WICKERWORK	19,175	230,405	230,909	3,971	331,326
44	wood and articles of wood; wood charcoal	19,175	230,405	186,684	3,730	304,790
45	Cork and articles of cork	-	-	43,947	241	25,115
46	Manufactures of straw, of esparto or of other plaiting materials; basketware and wickerwork	-	-	278	-	1,421
	PULP OF WOOD OR OF OTHER FIBROUS CELLULOSIC MATERIAL; WASTE AND SCRAP OF PAPER OR PAPERBOARD; PAPER AND PAPERBOARD AND ARTICLES THEREOF	2,658	55,751	929,645	33,812,910	33,791,504
47	Pulp of wood or of other fibrous cellulosic material; waste and scrap of paper or paperboard	-	-	-	376,720	25,028
48	Paper and paperboard; articles of paper pulp, of paper or of paperboard	-	55,751	893,476	24,371,623	5,449,512
49	Printed books, newspapers, pictures and other products of the printing industry; manuscripts, typescripts and plans	2,658	-	36,169	9,064,567	28,316,964
	TEXTILES AND TEXTILE ARTICLES	31,069	15,294	26,129,933	109,915	2,439,042
50	Silk	-	-	-	-	517
51	Wool, fine or coarse animal hair, horsehair yarn and woven fabric	-	-	-	-	32,532
52	Cotton	-	-	11,470	25	472,598
53	Other vegetable textile fibres; paper yarn and woven fabrics of paper yarn	-	-	1,247	-	181,764
54	Man-made filaments	-	-	45,252	-	194,832
55	Man-made staple fibres	-	-	8,809	-	103,100
56	Wadding, felt and nonwovens; special yarns; twine, cordage, ropes and cables and articles thereof	-	-	5,959	1,826	173,469
57	Carpets and other textile floor coverings	-	-	3,681	60,892	120,766
58	Special woven fabrics; tufted textile fabrics; lace; tapestries; trimmings, embroidery	-	-	9,290	-	195,495
59	Impregnated, coated, covered or laminated textile fabrics; textile articles of a kind suitable for industrial use	-	377	55,618	246	347,260
60	Knitted or crocheted fabrics	-	10,814	8,339	706	101,465
61	Articles of apparel and clothing accessories, knitted or crocheted	-	4,103	11,882,904	2,408	163,634
62	Articles of apparel and clothing accessories, not knitted or crocheted	31,069	-	14,055,200	12,820	171,256
63	Other made up textile articles; sets; worn clothing and worn textile articles; rags	-	-	42,164	30,992	180,354
	FOOTWEAR, HEADGEAR, UMBRELLAS, SUN UMBRELLAS, WALKING-STICKS, SEAT-STICKS, WHIPS, RIDING-CROPS, AND PARTS THEREOF; PREPARED FEATHERS AND ARTICLES MADE THEREWITH; ARTIFICIAL FLOWERS; ARTICLES OF HUMAN HAIR	-	-	2,605,630	14,753	150,189
64	Footwear, gaiters and the like; parts of such articles	-	-	2,601,138	9,602	29,710
65	Headgear and parts thereof	-	-	4,198	2,091	117,468
66	Umbrellas, sun umbrellas, walking-sticks, seat-sticks, whips, riding-crops and parts thereof	-	-	-	3,060	2,143
67	Prepared feathers and articles made therewith; artificial flowers; articles of human hair	-	-	294	-	868
	ARTICLES OF STONE, PLASTER, CEMENT, ASBESTOS, MICA OR SIMILAR MATERIALS; CERAMIC PRODUCTS; GLASS AND GLASSWARE	-	-	7,309,118	120,132	1,848,302
68	Articles of stone, plaster, cement, asbestos, mica or similar materials	-	-	324,080	41,565	199,774
69	Ceramic products	-	-	6,686,286	69,983	223,075
70	Glass and glassware	-	-	298,752	8,584	1,425,453

TABLE 7 - Continued

PSC CODE	DESCRIPTION	EUROPEAN UNION				
		SLOVAKIA	SLOVENIA	SPAIN	SWEDEN	UK OF GREAT BRITAIN
	NATURAL OR CULTURED PEARLS, PRECIOUS OR SEMI- PRECIOUS STONES, PRECIOUS METALS, METALS CLAD WITH PRECIOUS METALS AND ARTICLES THEREOF; IMITATION JEWELRY; COIN	-	-	182,052	-	28,106
71	Natural or cultured pearls, precious or semi-precious stones, precious metals, metals clad with precious metals and articles thereof; imitation jewellery; coin	-	-	182,052	-	28,106
	BASE METALS AND ARTICLES OF BASE METALS	121,670	23,231	7,715,163	5,545,049	9,801,141
72	Iron and steel	-	-	456,795	491,440	652,134
73	Articles of iron or steel	111,797	5,440	5,416,833	3,659,283	5,465,889
74	Copper and articles thereof	-	609	679,997	736	128,880
75	Nickel and articles thereof	-	-	-	-	19,956
76	Aluminium and articles thereof	-	4,073	699,851	190,046	813,456
78	Lead and articles thereof	-	-	-	250	149,753
79	Zinc and articles thereof	-	-	25	-	10,898
80	Tin and articles thereof	-	-	-	-	113
81	Other base metals; cermets; articles thereof	-	-	-	65,131	147,515
82	Tools, implements, cutlery, spoons and forks, of base metal; parts thereof of base metal	9,675	2,239	206,533	1,061,877	874,676
83	Miscellaneous articles of base metal	198	10,870	255,129	76,286	1,537,871
	MACHINERY AND MECHANICAL APPLIANCES; ELECTRICAL EQUIPMENT; PARTS THEREOF; SOUND RECORDERS AND REPRODUCERS, AND PARTS AND ACCESSORIES OF SUCH ARTICLES	1,166,982	4,119,307	27,944,830	53,069,556	110,290,221
84	Nuclear reactors, boilers, machinery and mechanical appliances; parts thereof	704,112	3,371,006	17,944,846	23,481,524	58,309,741
85	Electrical machinery and equipment and parts thereof; sound recorders and reproducers, television image and sound recorders and reproducers and parts and accessories of such articles	462,870	748,301	9,999,984	29,588,032	51,980,480
	VEHICLES, AIRCRAFT, VESSELS AND ASSOCIATED TRANSPORT EQUIPMENT	3,007	289,274	74,482,673	8,261,478	37,649,893
86	Railway or tramway locomotives, rolling-stock and parts thereof; railway or tramway track fixtures and fittings and parts thereof; mechanical (including electro-mechanical) traffic signaling equipment of all kinds	-	-	42	37,961	354,060
87	Vehicles other than railway or tramway rolling-stock, and parts and accessories thereof	1,367	2,274	633,829	8,166,970	17,078,946
88	Aircraft, spacecraft, and parts thereof	1,640	287,000	73,318,562	56,547	20,188,725
89	Ships, boats and floating structures	-	-	530,240	-	28,162
	OPTICAL, PHOTOGRAPHIC, CINEMATOGRAPHIC, MEASURING, CHECKING, PRECISION, MEDICAL OR SURGICAL INSTRUMENTS AND APPARATUS; CLOCKS AND WATCHES; MUSICAL INSTRUMENTS, PARTS AND ACCESSORIES THEREOF	29,715	51,396	2,774,377	1,621,266	12,305,682
90	Optical, photographic, cinematographic, measuring, checking, precision, medical or surgical instruments and apparatus; parts and accessories thereof	29,715	51,396	2,689,800	1,620,350	12,009,436
91	Clocks and watches and parts thereof	-	-	83,943	916	231,459
92	Musical instruments; parts and accessories of such articles	-	-	634	-	64,787
	ARMS AND AMMUNITION; PARTS AND ACCESSORIES THEREOF	-	-	48,097	-	49,466
93	Arms and ammunition; parts and accessories thereof	-	-	48,097	-	49,466
	MISCELLANEOUS MANUFACTURED ARTICLES	28,764	448,342	2,463,190	258,287	7,305,168
94	Furniture; bedding; mattresses, mattress supports, cushions and similar stuffed furnishings; lamps and lighting fittings, not elsewhere specified or included; illuminated signs, illuminated name-plates and the like; prefabricated buildings	-	-	2,104,970	203,373	1,310,015
95	Toys, games and sports requisites; parts and accessories thereof	13,394	443,783	239,385	25,186	4,888,137
96	Miscellaneous manufactured articles	15,370	4,559	118,835	29,728	1,107,016
	WORKS OF ART, COLLECTOR'S PIECES AND ANTIQUES	160,555	593,589	8,451,977	370,456	31,577,051
97	Works of art, collectors' pieces and antiques	-	-	3,335,677	-	1,257
98	Commodities and transactions not classified elsewhere (reserved for special uses by contracting parties)	160,555	593,589	5,116,300	370,456	31,575,794

TABLE 7 - Continued

PSCC CODE	DESCRIPTION	OTHER MAJOR COUNTRIES				
		AUSTRALIA	BRAZIL	CANADA	CHINA, PEOPLE'S REP. OF	HONG KONG
	TOTAL	870,904,458	385,528,180	434,526,678	11,470,734,746	1,840,145,509
	LIVE ANIMALS, ANIMAL PRODUCTS	204,038,305	63,614,059	68,019,426	88,228,866	1,683,229
01	Live animals	25,393,701	-	106,992	20,477	-
02	Meat and edible meat offal	104,642,261	59,158,298	55,015,261	204,839	248,824
	Fish and crustaceans, molluscs and other aquatic invertebrates					
03		237,963	-	15,991	86,783,538	20,861
04	Dairy produce; birds' eggs; natural honey; edible products of animal origin, not elsewhere specified or included	71,190,086	4,455,761	12,291,754	811,501	1,385,842
05	Products of animal origin, not elsewhere specified or included	2,574,294	-	589,428	408,511	27,702
	VEGETABLE PRODUCTS	217,129,530	59,813,578	154,929,205	246,632,013	2,140,046
	Live trees and other plants; bulbs, roots and the like; cut flowers and ornamental foliage	-	-	-	70,328	-
06		-	-	-	70,328	-
07	Edible vegetables and certain roots and tubers	5,598,712	4,544	8,128,225	39,005,053	31,275
08	Edible fruit and nuts; peel of citrus fruits or melons	13,045,336	-	793,991	130,975,208	1,237,540
09	Coffee, tea, maté and spices	151,731	-	1,804	1,739,536	214,117
10	Cereals	174,628,467	59,550,567	137,859,502	15,262,440	56,570
	Products of the milling industry; malt; starches; inulin; wheat gluten					
11		20,673,717	-	2,638,767	30,355,970	287,903
12	Oil seeds and oleaginous fruits; miscellaneous grains, seeds and fruit; industrial or medicinal plants; straw and fodder	2,849,891	256,466	5,195,835	11,342,513	215,562
13	Lac; gums, resins and other vegetable saps and extracts	181,676	2,001	311,081	17,833,958	97,079
14	Vegetable plaiting materials; vegetable products not elsewhere specified or included	-	-	-	47,007	-
	ANIMAL OR VEGETABLE FATS AND OILS AND THEIR CLEAVAGE PRODUCTS; PREPARED EDIBLE FATS; ANIMAL OR VEGETABLE WAXES	11,388,941	219,401	606,440	5,376,522	193,792
15	Animal or vegetable fats and oils and their cleavage products; prepared edible fats; animal or vegetable waxes	11,388,941	219,401	606,440	5,376,522	193,792
	PREPARED FOODSTUFFS; BEVERAGES, SPIRITS AND VINEGAR, TOBACCO AND MANUFACTURED TOBACCO SUBSTITUTES	64,714,347	44,963,403	23,982,077	426,234,227	12,910,911
16	Preparations of meat, of fish or of crustaceans, molluscs and other aquatic invertebrates	1,646,312	3,469,953	33,295	4,423,982	38,302
17	Sugars and sugar confectionery	682,444	61,000	53,160	149,931,655	145,325
18	Cocoa and cocoa preparations	11,739,046	158,594	19,575	18,716,771	513,317
19	Preparations of cereals, flour, starch or milk; pastrycooks' products	24,729,627	55,921	647,372	13,529,954	456,251
20	Preparations of vegetables, fruit, nuts or other parts of plants	984,958	949,412	3,404,858	43,809,325	288,183
21	Miscellaneous edible preparations	5,029,070	1,548,604	13,134,929	137,026,597	871,350
22	Beverages, spirits and vinegar	9,355,933	1,784,263	349,603	8,986,284	664,181
23	Residues and waste from the food industries; prepared animal fodder	10,415,976	8,180,304	6,232,185	22,101,376	236,613
24	Tobacco and manufactured tobacco substitutes	130,981	28,755,352	107,100	27,708,283	9,697,389
	MINERAL PRODUCTS	134,362,296	174,608,278	24,112,553	597,621,428	1,272,175
25	Salt, sulphur; earths and stone; plastering materials, lime and cement	19,796,172	364,792	20,368	19,161,262	97,543
26	Ores, slag & ash	40,444,781	174,243,486	24,018,164	10,370,354	30,007
27	Mineral fuels, mineral oils and products of their distillation; bituminous substances; mineral waxes	74,121,343	-	74,021	568,089,812	1,144,625
	PRODUCTS OF THE CHEMICAL OR ALLIED INDUSTRIES	77,742,611	8,255,067	34,384,389	842,589,161	30,622,630
28	Inorganic chemicals; organic or inorganic compounds of precious metals, of rare-earth metals, of radio-active elements or of isotopes	2,653,017	82,666	98,777	117,904,786	1,309,873
29	Organic chemicals	506,882	2,265,669	1,032,168	189,267,456	2,182,696
30	Pharmaceutical products	33,621,516	1,997,302	5,276,520	49,911,356	5,192,313
31	Fertilisers	188,180	-	20,337,497	222,586,560	16,191
32	Tanning or dyeing extracts; tannins and their derivatives; dyes, pigments and other colouring matter; paints and varnishes; putty and other mastics; inks	25,741,590	201,572	521,954	35,065,691	4,407,239
33	Essential oils and resinoids; perfumery, cosmetic or toilet preparations	4,479,291	1,040,558	2,360,807	39,652,560	3,696,849
34	Soap, organic surface-active agents, washing preparations, lubricating preparations, artificial waxes, prepared waxes, polishing or scouring preparations, candles and similar articles, modeling pastes, "dental waxes" and dental preparations with a basis of plaster	1,079,232	24,769	1,298,655	33,280,614	1,190,567
35	Albuminoidal substances; modified starches; glues; enzymes	901,448	2,261,744	90,977	26,098,367	1,346,697
36	Explosives; pyrotechnic products, matches, pyrophoric alloys; certain combustible preparations	1,978,590	153,511	2,443,822	2,119,847	115,358
37	Photographic or cinematographic goods	415	-	1,629	12,335,150	5,124,757
38	Miscellaneous chemical products	6,592,450	227,276	921,583	114,366,774	6,040,090

TABLE 7 - Continued

PSCC CODE	DESCRIPTION	OTHER MAJOR COUNTRIES				
		AUSTRALIA	BRAZIL	CANADA	CHINA, PEOPLE'S REP. OF	HONG KONG
	PLASTICS AND ARTICLES THEREOF; RUBBER AND ARTICLES THEREOF	9,053,348	2,706,893	5,351,723	446,395,878	53,316,790
39	Plastics and articles thereof	7,389,039	721,042	5,261,480	380,119,094	44,957,382
40	Rubber and articles thereof	1,664,309	1,985,851	90,243	66,276,784	8,359,408
	RAW HIDES AND SKINS, LEATHER, FURSKINS, AND ARTICLES THEREOF; SADDLERY AND HARNESS; TRAVEL GOODS, HANDBAGS AND SIMILAR CONTAINERS; ARTICLES OF ANIMAL GUT (OTHER THAN SILK-WORM GUT)	105,386	1,892,510	37,887	67,096,682	17,416,610
41	Raw hides and skins (other than furskins) and leather	57,043	1,889,358	25,917	6,419,603	1,329,612
42	Articles of leather; saddlery and harness; travel goods and handbags and similar containers; articles of animal gut (other than silk-worm gut)	48,343	3,152	10,752	59,930,695	16,050,207
43	Furskins and artificial fur; manufactures thereof	-	-	1,218	746,384	36,791
	WOOD AND ARTICLES OF WOOD; WOOD CHARCOAL; CORK AND ARTICLES OF CORK; MANUFACTURES OF STRAW, OF ESPARTO OR OF OTHER PLAITING MATERIALS; BASKETWARE AND WICKERWORK	783,773	52,370	66,794,935	119,017,110	1,354,777
44	wood and articles of wood; wood charcoal	783,773	52,370	66,794,935	118,315,642	1,348,751
45	Cork and articles of cork	-	-	-	84,756	222
46	Manufactures of straw, of esparto or of other plaiting materials; basketware and wickerwork	-	-	-	616,712	5,804
	PULP OF WOOD OR OF OTHER FIBROUS CELLULOSIC MATERIAL; WASTE AND SCRAP OF PAPER OR PAPERBOARD; PAPER AND PAPERBOARD AND ARTICLES THEREOF	24,787,890	2,847,961	6,346,744	237,366,422	20,495,838
47	Pulp of wood or of other fibrous cellulosic material; waste and scrap of paper or paperboard	138,241	25,220	231,730	513,119	1,006,839
48	Paper and paperboard; articles of paper pulp, of paper or of paperboard	23,166,922	2,821,436	3,717,355	229,409,803	15,246,477
49	Printed books, newspapers, pictures and other products of the printing industry; manuscripts, typescripts and plans	1,482,727	1,305	2,397,659	7,443,500	4,242,522
	TEXTILES AND TEXTILE ARTICLES	2,821,734	1,947,257	1,297,451	465,678,816	131,879,870
50	Silk	-	-	-	749,313	232,878
51	Wool, fine or coarse animal hair, horsehair yarn and woven fabric	-	-	-	2,678,987	74,975
52	Cotton	1,644,822	1,849,987	-	43,661,281	12,057,450
53	Other vegetable textile fibres; paper yarn and woven fabrics of paper yarn	1,343	73,056	-	3,079,059	782,634
54	Man-made filaments	17,761	-	61,612	44,913,148	2,135,868
55	Man-made staple fibres	12,147	-	-	60,310,245	14,382,167
56	Wadding, felt and nonwovens; special yarns; twine, cordage, ropes and cables and articles thereof	120,940	-	24,410	18,384,463	3,292,633
57	Carpets and other textile floor coverings	12,680	-	-	5,122,925	118,918
58	Special woven fabrics; tufted textile fabrics; lace; tapestries; trimmings, embroidery	53,722	-	609,870	20,569,057	9,776,930
59	Impregnated, coated, covered or laminated textile fabrics; textile articles of a kind suitable for industrial use	173,014	20,945	43,121	34,998,332	4,870,551
60	Knitted or crocheted fabrics	36,349	-	2,586	64,695,885	33,864,206
61	Articles of apparel and clothing accessories, knitted or crocheted	247,595	1,331	66,746	64,448,438	5,753,205
62	Articles of apparel and clothing accessories, not knitted or crocheted	207,622	-	129,305	66,425,103	43,172,290
63	Other made up textile articles; sets; worn clothing and worn textile articles; rags	293,739	1,938	359,801	35,642,580	1,365,165
	FOOTWEAR, HEADGEAR, UMBRELLAS, SUN UMBRELLAS, WALKING-STICKS, SEAT-STICKS, WHIPS, RIDING-CROPS, AND PARTS THEREOF; PREPARED FEATHERS AND ARTICLES MADE THEREWITH; ARTIFICIAL FLOWERS; ARTICLES OF HUMAN HAIR	441,314	8,442,534	26,763	139,007,866	12,559,340
64	Footwear, gaiters and the like; parts of such articles	249,910	8,441,314	8,155	119,500,761	10,285,834
65	Headgear and parts thereof	146,024	1,220	5,018	6,557,048	172,485
66	Umbrellas, sun umbrellas, walking-sticks, seat-sticks, whips, riding-crops and parts thereof	44,971	-	-	10,241,512	742,900
67	Prepared feathers and articles made therewith; artificial flowers; articles of human hair	409	-	13,590	2,708,545	1,358,121
	ARTICLES OF STONE, PLASTER, CEMENT, ASBESTOS, MICA OR SIMILAR MATERIALS; CERAMIC PRODUCTS; GLASS AND GLASSWARE	1,312,762	860,509	883,802	407,302,452	4,581,309
68	Articles of stone, plaster, cement, asbestos, mica or similar materials	202,611	14,941	457,903	53,227,312	1,359,565
69	Ceramic products	401,708	750,399	81,809	237,955,963	851,425
70	Glass and glassware	708,443	95,169	344,090	116,119,177	2,370,319

TABLE 7 - Continued

PSCC CODE	DESCRIPTION	OTHER MAJOR COUNTRIES				
		AUSTRALIA	BRAZIL	CANADA	CHINA, PEOPLE'S REP. OF	HONG KONG
	NATURAL OR CULTURED PEARLS, PRECIOUS OR SEMI- PRECIOUS STONES, PRECIOUS METALS, METALS CLAD WITH PRECIOUS METALS AND ARTICLES THEREOF; IMITATION JEWELRY; COIN	234,756	-	6,974,612	2,025,540	5,126,882
71	Natural or cultured pearls, precious or semi-precious stones, precious metals, metals clad with precious metals and articles thereof: imitation jewellery: coin	234,756	-	6,974,612	2,025,540	5,126,882
	BASE METALS AND ARTICLES OF BASE METALS	20,685,472	709,726	7,064,262	2,458,319,545	61,984,625
72	Iron and steel	5,883,417	16,254	637,085	1,652,699,022	2,526,347
73	Articles of iron or steel	6,538,463	396,928	3,607,994	471,431,165	13,383,640
74	Copper and articles thereof	893,460	-	5,318	49,535,371	15,967,973
75	Nickel and articles thereof	1,119	-	144,758	1,323,239	314,537
76	Aluminium and articles thereof	5,161,280	61,031	216,667	164,504,571	6,739,422
78	Lead and articles thereof	252,566	-	-	164,482	299,434
79	Zinc and articles thereof	938,583	-	1,644,452	2,300,931	865,836
80	Tin and articles thereof	-	-	-	335,098	894,017
81	Other base metals; cermets; articles thereof	37,411	4,576	4,974	2,605,111	1,038,054
82	Tools, implements, cutlery, spoons and forks, of base metal; parts thereof of base metal	440,534	140,034	243,162	39,334,784	4,089,533
83	Miscellaneous articles of base metal	538,639	90,903	559,852	74,085,771	15,865,832
	MACHINERY AND MECHANICAL APPLIANCES; ELECTRICAL EQUIPMENT; PARTS THEREOF; SOUND RECORDERS AND REPRODUCERS, AND PARTS AND ACCESSORIES OF SUCH ARTICLES	59,157,789	8,772,333	22,711,362	3,441,294,193	919,951,073
84	Nuclear reactors, boilers, machinery and mechanical appliances; parts thereof	43,436,664	7,338,636	14,809,985	1,473,815,974	384,303,972
85	Electrical machinery and equipment and parts thereof; sound recorders and reproducers, television image and sound recorders and reproducers and parts and accessories of such articles	15,721,125	1,433,697	7,901,377	1,967,478,219	535,647,101
	VEHICLES, AIRCRAFT, VESSELS AND ASSOCIATED TRANSPORT EQUIPMENT	10,267,523	1,332,310	5,214,764	451,393,278	125,027,388
86	Railway or tramway locomotives, rolling-stock and parts thereof: railway or tramway track fixtures and fittings and parts thereof: mechanical (including electro-mechanical) traffic signalino equipment of all kinds	98,445	-	6,455	4,179,821	1,424
87	Vehicles other than railway or tramway rolling-stock, and parts and accessories thereof	947,212	1,314,551	3,335,476	355,471,783	104,738,684
88	Aircraft, spacecraft, and parts thereof	9,196,684	17,759	1,796,900	25,580,646	20,224,926
89	Ships, boats and floating structures	25,182	-	75,933	66,161,028	62,354
	OPTICAL, PHOTOGRAPHIC, CINEMATOGRAPHIC, MEASURING, CHECKING, PRECISION, MEDICAL OR SURGICAL INSTRUMENTS AND APPARATUS; CLOCKS AND WATCHES; MUSICAL INSTRUMENTS, PARTS AND ACCESSORIES THEREOF	4,996,123	288,577	2,754,125	139,874,672	54,773,339
90	Optical, photographic, cinematographic, measuring, checking, precision, medical or surgical instruments and apparatus; parts and accessories thereof	4,885,983	286,741	2,645,636	110,780,363	40,774,932
91	Clocks and watches and parts thereof	94,066	1,836	4,373	23,244,477	13,779,551
92	Musical instruments; parts and accessories of such articles	16,074	-	104,116	5,849,832	218,856
	ARMS AND AMMUNITION; PARTS AND ACCESSORIES THEREOF	76,580	3,966,127	-	927,404	261,337
93	Arms and ammunition; parts and accessories thereof	76,580	3,966,127	-	927,404	261,337
	MISCELLANEOUS MANUFACTURED ARTICLES	25,739,549	71,698	1,894,803	312,746,149	40,246,827
94	Furniture; bedding; mattresses, mattress supports, cushions and similar stuffed furnishings; lamps and lighting fittings, not elsewhere specified or included; illuminated signs, illuminated name-plates and the like; prefabricated buildings	623,466	47,900	1,684,055	174,314,501	7,588,170
95	Toys, games and sports requisites; parts and accessories thereof	25,008,443	16,313	168,586	91,431,101	22,404,301
96	Miscellaneous manufactured articles	107,640	7,485	42,162	47,000,547	10,254,356
	WORKS OF ART, COLLECTOR'S PIECES AND ANTIQUES	1,064,429	163,589	1,139,355	575,606,522	342,346,721
97	Works of art, collectors' pieces and antiques	7,829	-	-	183,881	257,891
98	Commodities and transactions not classified elsewhere (reserved for special uses by contracting parties)	1,056,600	163,589	1,139,355	575,422,641	342,088,830

TABLE 7 - Continued

PSCC CODE	DESCRIPTION	OTHER MAJOR COUNTRIES				
		INDIA	JAPAN	KOREA, REP. OF	KUWAIT	NEW ZEALAND
	TOTAL	1,064,463,861	6,368,503,017	4,657,430,894	677,262,326	432,085,030
	LIVE ANIMALS, ANIMAL PRODUCTS	119,290,620	20,080,522	29,230,196	-	356,169,700
01	Live animals	-	-	-	-	4,527,663
02	Meat and edible meat offal	115,321,441	203,819	-	-	19,427,577
	Fish and crustaceans, molluscs and other aquatic invertebrates					
03		417,460	19,797,203	28,397,147	-	3,828,293
	Dairy produce; birds' eggs; natural honey; edible products of animal origin, not elsewhere specified or included					
04		3,515,075	76,859	114,879	-	327,674,884
	Products of animal origin, not elsewhere specified or included					
05		36,644	2,641	718,170	-	711,283
	VEGETABLE PRODUCTS	49,311,029	6,286,646	7,628,490	-	3,775,156
	Live trees and other plants; bulbs, roots and the like; cut flowers and ornamental foliage					
06		69,634	19,342	-	-	-
	Edible vegetables and certain roots and tubers					
07		2,274,568	45,955	307,885	-	144,767
	Edible fruit and nuts; peel of citrus fruits or melons					
08		221,937	129,049	917,446	-	2,994,899
	Coffee, tea, maté and spices					
09		3,957,959	79,984	188,126	-	683
	Cereals					
10		26,272,633	-	361	-	-
	Products of the milling industry; malt; starches; inulin; wheat gluten					
11		364,808	86,179	3,953,056	-	274,209
	Oil seeds and oleaginous fruits; miscellaneous grains, seeds and fruit; industrial or medicinal plants; straw and fodder					
12		14,285,705	5,613,936	585,107	-	360,598
	Lac; gums, resins and other vegetable saps and extracts					
13		1,863,785	293,296	1,676,509	-	-
	Vegetable plaiting materials; vegetable products not elsewhere specified or included					
14		-	18,905	-	-	-
	ANIMAL OR VEGETABLE FATS AND OILS AND THEIR CLEAVAGE PRODUCTS; PREPARED EDIBLE FATS; ANIMAL OR VEGETABLE WAXES	218,298	246,023	1,916,328	-	3,376,396
	Animal or vegetable fats and oils and their cleavage products; prepared edible fats; animal or vegetable waxes					
15		218,298	246,023	1,916,328	-	3,376,396
	PREPARED FOODSTUFFS; BEVERAGES, SPIRITS AND VINEGAR, TOBACCO AND MANUFACTURED TOBACCO SUBSTITUTES	54,997,866	9,870,368	68,577,930	-	10,690,581
	Preparations of meat, of fish or of crustaceans, molluscs and other aquatic invertebrates					
16		2,400	82,570	63,500	-	2,524,280
	Sugars and sugar confectionery					
17		4,793,054	99,839	35,244,007	-	275,486
	Cocoa and cocoa preparations					
18		2,928,786	2,808,737	51,814	-	301,945
	Preparations of cereals, flour, starch or milk; pastrycooks' products					
19		501,821	1,632,191	5,225,173	-	704,621
	Preparations of vegetables, fruit, nuts or other parts of plants					
20		789,951	672,551	1,242,962	-	639,025
	Miscellaneous edible preparations					
21		5,710,290	3,831,079	10,481,980	-	3,613,039
	Beverages, spirits and vinegar					
22		1,377,992	352,728	10,461,359	-	1,525,777
	Residues and waste from the food industries; prepared animal fodder					
23		4,488,686	390,673	4,582,696	-	1,106,408
	Tobacco and manufactured tobacco substitutes					
24		34,404,886	-	1,224,439	-	-
	MINERAL PRODUCTS	132,758,977	174,665,989	1,182,099,752	675,944,380	999,407
	Salt, sulphur; earths and stone; plastering materials, lime and cement					
25		3,177,878	12,395,806	32,792,170	-	59,459
	Ores, slag & ash					
26		2,536,084	3,365,918	122,040	-	6,954
	Mineral fuels, mineral oils and products of their distillation; bituminous substances; mineral waxes					
27		127,045,015	158,904,265	1,149,185,542	675,944,380	932,994
	PRODUCTS OF THE CHEMICAL OR ALLIED INDUSTRIES	215,727,177	362,421,204	228,707,370	20,491	11,689,731
	Inorganic chemicals; organic or inorganic compounds of precious metals, of rare-earth metals, of radio-active elements or of isotopes					
28		5,277,431	84,933,258	38,383,402	20,491	315,797
	Organic chemicals					
29		31,887,024	86,894,439	52,484,191	-	1,384
	Pharmaceutical products					
30		123,905,132	13,338,040	32,501,600	-	205,882
	Fertilisers					
31		544,117	17,784,643	13,570,939	-	-
	Tanning or dyeing extracts; tannins and their derivatives; dyes, pigments and other colouring matter; paints and varnishes; putty and other mastics; inks					
32		13,908,498	37,613,219	12,685,014	-	6,490
	Essential oils and resinoids; perfumery, cosmetic or toilet preparations					
33		6,416,777	5,469,023	4,799,464	-	349,396
	Soap, organic surface-active agents, washing preparations, lubricating preparations, artificial waxes, prepared waxes, polishing or scouring preparations, candles and similar articles, modeling pastes, "dental waxes" and dental preparations with a basis of plaster					
34		1,564,237	9,046,255	9,146,884	-	26,539
	Albuminoidal substances; modified starches; glues; enzymes					
35		1,676,431	10,606,067	8,380,461	-	10,573,497
	Explosives; pyrotechnic products, matches, pyrophoric alloys; certain combustible preparations					
36		2,790,400	397,077	109,416	-	-
	Photographic or cinematographic goods					
37		160,529	10,749,887	188,677	-	-
	Miscellaneous chemical products					
38		27,596,601	85,589,296	56,457,322	-	210,746

TABLE 7 - Continued

PSCC CODE	DESCRIPTION	OTHER MAJOR COUNTRIES				
		INDIA	JAPAN	KOREA, REP. OF	KUWAIT	NEW ZEALAND
	PLASTICS AND ARTICLES THEREOF; RUBBER AND ARTICLES THEREOF	35,790,324	337,306,378	150,911,550	1,129,574	3,393,450
39	Plastics and articles thereof	11,374,178	252,338,111	130,760,300	1,129,574	3,353,981
40	Rubber and articles thereof	24,416,146	84,968,267	20,151,250	-	39,469
	RAW HIDES AND SKINS, LEATHER, FURSKINS, AND ARTICLES THEREOF; SADDLERY AND HARNESS; TRAVEL GOODS, HANDBAGS AND SIMILAR CONTAINERS; ARTICLES OF ANIMAL GUT (OTHER THAN SILK-WORM GUT)	2,269,313	7,170,022	26,380,851	-	378,113
41	Raw hides and skins (other than furskins) and leather	1,955,058	5,513,272	22,713,510	-	376,583
42	Articles of leather; saddlery and harness; travel goods and handbags and similar containers; articles of animal gut (other than silk-worm gut)	314,255	1,650,296	3,666,807	-	732
43	Furskins and artificial fur; manufactures thereof	-	6,454	534	-	798
	WOOD AND ARTICLES OF WOOD; WOOD CHARCOAL; CORK AND ARTICLES OF CORK; MANUFACTURES OF STRAW, OF ESPARTO OR OF OTHER PLAITING MATERIALS; BASKETWARE AND WICKERWORK	881,427	21,979,573	1,081,015	-	11,591,060
44	wood and articles of wood; wood charcoal	879,193	21,796,470	1,066,394	-	11,591,060
45	Cork and articles of cork	1,622	62,946	2,228	-	-
46	Manufactures of straw, of esparto or of other plaiting materials; basketware and wickerwork	612	120,157	12,393	-	-
	PULP OF WOOD OR OF OTHER FIBROUS CELLULOSIC MATERIAL; WASTE AND SCRAP OF PAPER OR PAPERBOARD; PAPER AND PAPERBOARD AND ARTICLES THEREOF	5,958,528	56,233,917	62,936,530	-	20,328,721
47	Pulp of wood or of other fibrous cellulosic material; waste and scrap of paper or paperboard	41,474	658,310	47,459	-	3,553,173
48	Paper and paperboard; articles of paper pulp, of paper or of paperboard	3,837,137	49,724,498	62,166,644	-	16,774,910
49	Printed books, newspapers, pictures and other products of the printing industry; manuscripts, typescripts and plans	2,079,917	5,851,109	722,427	-	638
	TEXTILES AND TEXTILE ARTICLES	19,413,599	52,531,885	172,658,848	2,749	129,979
50	Silk	10,414	-	3,655,161	-	-
51	Wool, fine or coarse animal hair, horsehair yarn and woven fabric	-	370,532	2,799,658	-	8,139
52	Cotton	7,539,130	2,709,012	6,997,719	-	1,309
53	Other vegetable textile fibres; paper yarn and woven fabrics of paper yarn	440,795	184,300	943,191	-	-
54	Man-made filaments	1,306,394	6,298,198	20,942,156	-	-
55	Man-made staple fibres	3,288,461	21,024,348	42,383,093	-	14,177
56	Wadding, felt and nonwovens; special yarns; twine, cordage, ropes and cables and articles thereof	94,019	2,420,205	2,386,042	-	1,307
57	Carpets and other textile floor coverings	695,913	212,618	277,088	-	40,828
58	Special woven fabrics; tufted textile fabrics; lace; tapestries; trimmings, embroidery	194,246	3,323,742	5,783,474	-	-
59	Impregnated, coated, covered or laminated textile fabrics; textile articles of a kind suitable for industrial use	535,150	5,486,234	11,931,278	-	24,477
60	Knitted or crocheted fabrics	563,601	2,278,968	63,841,482	-	359
61	Articles of apparel and clothing accessories, knitted or crocheted	617,515	973,268	3,092,371	-	11,384
62	Articles of apparel and clothing accessories, not knitted or crocheted	3,006,240	2,406,527	4,429,013	2,749	2,018
63	Other made up textile articles; sets; worn clothing and worn textile articles; rags	1,121,721	4,843,933	3,197,122	-	25,981
	FOOTWEAR, HEADGEAR, UMBRELLAS, SUN UMBRELLAS, WALKING-STICKS, SEAT-STICKS, WHIPS, RIDING-CROPS, AND PARTS THEREOF; PREPARED FEATHERS AND ARTICLES MADE THEREWITH; ARTIFICIAL FLOWERS; ARTICLES OF HUMAN HAIR	1,471,228	2,121,395	4,177,242	-	26,763
64	Footwear, gaiters and the like; parts of such articles	941,605	766,900	3,730,740	-	2,681
65	Headgear and parts thereof	1,854	441,990	230,274	-	21,174
66	Umbrellas, sun umbrellas, walking-sticks, seat-sticks, whips, riding-crops and parts thereof	161	226,567	8,529	-	2,908
67	Prepared feathers and articles made therewith; artificial flowers; articles of human hair	527,608	685,938	207,699	-	-
	ARTICLES OF STONE, PLASTER, CEMENT, ASBESTOS, MICA OR SIMILAR MATERIALS; CERAMIC PRODUCTS; GLASS AND GLASSWARE	4,939,881	24,347,356	14,256,609	18,301	28,002
68	Articles of stone, plaster, cement, asbestos, mica or similar materials	2,109,798	8,019,117	6,935,311	-	-
69	Ceramic products	1,074,228	3,076,870	824,947	12,254	27,601
70	Glass and glassware	1,755,855	13,251,369	6,496,351	6,047	401

TABLE 7 - Continued

PSCC CODE	DESCRIPTION	OTHER MAJOR COUNTRIES				
		INDIA	JAPAN	KOREA, REP. OF	KUWAIT	NEW ZEALAND
	NATURAL OR CULTURED PEARLS, PRECIOUS OR SEMI-PRECIOUS STONES, PRECIOUS METALS, METALS CLAD WITH PRECIOUS METALS AND ARTICLES THEREOF; IMITATION JEWELRY; COIN	19,226	4,190,464	2,723,808	-	-
71	Natural or cultured pearls, precious or semi-precious stones, precious metals, metals clad with precious metals and articles thereof; imitation jewellery; coin	19,226	4,190,464	2,723,808	-	-
	BASE METALS AND ARTICLES OF BASE METALS	33,973,081	554,755,612	324,589,355	4,721	1,410,811
72	Iron and steel	8,500,097	270,218,434	96,598,640	-	3,212
73	Articles of iron or steel	17,717,143	85,855,611	46,366,267	4,721	1,166,438
74	Copper and articles thereof	1,933,655	83,616,818	106,901,793	-	110,444
75	Nickel and articles thereof	233,997	3,886,311	8,173,816	-	-
76	Aluminium and articles thereof	2,595,867	32,510,350	32,914,099	-	88,541
78	Lead and articles thereof	464,236	4,845,380	1,090,658	-	-
79	Zinc and articles thereof	2,266	13,031,425	13,119,634	-	-
80	Tin and articles thereof	-	15,390,774	2,341,837	-	-
81	Other base metals; cermets; articles thereof	86,247	800,966	553,997	-	-
82	Tools, implements, cutlery, spoons and forks, of base metal; parts thereof of base metal	409,787	26,692,887	5,476,125	-	38,920
83	Miscellaneous articles of base metal	2,029,786	17,906,656	11,052,489	-	3,256
	MACHINERY AND MECHANICAL APPLIANCES; ELECTRICAL EQUIPMENT; PARTS THEREOF; SOUND RECORDERS AND REPRODUCERS, AND PARTS AND ACCESSORIES OF SUCH ARTICLES	181,828,954	2,414,606,467	1,433,022,021	89,667	5,752,861
84	Nuclear reactors, boilers, machinery and mechanical appliances; parts thereof	125,286,348	1,333,721,730	380,276,953	551	4,872,984
85	Electrical machinery and equipment and parts thereof; sound recorders and reproducers, television image and sound recorders and reproducers and parts and accessories of such articles	56,542,606	1,080,884,737	1,052,745,068	89,116	879,877
	VEHICLES, AIRCRAFT, VESSELS AND ASSOCIATED TRANSPORT EQUIPMENT	193,390,310	981,595,063	392,373,226	28,750	1,456,605
86	Railway or tramway locomotives, rolling-stock and parts thereof; railway or tramway track fixtures and fittings and parts thereof; mechanical (including electro-mechanical) traffic signaling equipment of all kinds	29,180	1,246,414	1,197,841	-	-
87	Vehicles other than railway or tramway rolling-stock, and parts and accessories thereof	189,185,205	939,708,704	280,749,141	28,750	193,018
88	Aircraft, spacecraft, and parts thereof	2,043,850	13,817,775	92,919,212	-	1,240,075
89	Ships, boats and floating structures	2,132,075	26,822,170	17,507,032	-	23,512
	OPTICAL, PHOTOGRAPHIC, CINEMATOGRAPHIC, MEASURING, CHECKING, PRECISION, MEDICAL OR SURGICAL INSTRUMENTS AND APPARATUS; CLOCKS AND WATCHES; MUSICAL INSTRUMENTS, PARTS AND ACCESSORIES THEREOF	6,403,572	108,967,561	43,918,883	-	290,339
90	Optical, photographic, cinematographic, measuring, checking, precision, medical or surgical instruments and apparatus; parts and accessories thereof	6,035,041	106,907,722	43,372,662	-	238,147
91	Clocks and watches and parts thereof	334,667	1,044,262	345,866	-	19,449
92	Musical instruments; parts and accessories of such articles	33,864	1,015,577	200,355	-	32,743
	ARMS AND AMMUNITION; PARTS AND ACCESSORIES THEREOF	554,677	163,738	7,227,176	-	-
93	Arms and ammunition; parts and accessories thereof	554,677	163,738	7,227,176	-	-
	MISCELLANEOUS MANUFACTURED ARTICLES	2,905,533	48,481,992	15,106,069	16,690	338,514
94	Furniture; bedding; mattresses, mattress supports, cushions and similar stuffed furnishings; lamps and lighting fittings, not elsewhere specified or included; illuminated signs, illuminated name-plates and the like; prefabricated buildings	926,449	13,785,588	6,765,946	16,690	316,593
95	Toys, games and sports requisites; parts and accessories thereof	118,002	13,681,638	2,128,223	-	20,251
96	Miscellaneous manufactured articles	1,861,082	21,014,766	6,211,900	-	1,670
	WORKS OF ART, COLLECTOR'S PIECES AND ANTIQUES	2,360,241	1,180,480,842	487,907,645	7,003	258,841
97	Works of art, collectors' pieces and antiques	-	350,883	494	-	-
98	Commodities and transactions not classified elsewhere (reserved for special uses by contracting parties)	2,360,241	1,180,129,959	487,907,151	7,003	258,841

Japan includes Okinawa

TABLE 7 - Continued

PSCC CODE	DESCRIPTION	OTHER MAJOR COUNTRIES				
		QATAR	SAUDI ARABIA	TAIWAN	UNITED ARAB EMIRATES	UNITED STATES OF AMERICA
	TOTAL	440,212,749	1,840,690,777	5,838,671,716	521,377,400	7,468,018,514
	LIVE ANIMALS, ANIMAL PRODUCTS	-	70,125	48,883,810	55,318	344,835,682
01	Live animals	-	-	-	50,000	195,673
02	Meat and edible meat offal	-	-	49,565	-	137,854,682
	Fish and crustaceans, molluscs and other aquatic invertebrates	-	-	-	-	-
03	Dairy produce; birds' eggs; natural honey; edible products of animal origin, not elsewhere specified or included	-	70,125	48,754,250	-	10,483,958
04	Products of animal origin, not elsewhere specified or included	-	-	74,091	5,318	187,681,127
05		-	-	5,904	-	8,620,242
	VEGETABLE PRODUCTS	-	108	1,036,335	1,765,547	736,887,102
	Live trees and other plants; bulbs, roots and the like; cut flowers and ornamental foliage	-	-	7,016	-	141,632
06	Edible vegetables and certain roots and tubers	-	-	18,865	50,071	19,372,382
07	Edible fruit and nuts; peel of citrus fruits or melons	-	-	7,511	6,130	43,750,631
08	Coffee, tea, maté and spices	-	108	116,758	10,686	1,022,479
09	Cereals	-	-	65,940	4,850	611,436,925
10	Products of the milling industry; malt; starches; inulin; wheat gluten	-	-	536,190	1,540,336	18,451,392
11	Oil seeds and oleaginous fruits; miscellaneous grains, seeds and fruit; industrial or medicinal plants; straw and fodder	-	-	53,169	16,089	37,280,249
12	Lac; gums, resins and other vegetable saps and extracts	-	-	230,886	137,385	5,428,187
13	Vegetable plaiting materials; vegetable products not elsewhere specified or included	-	-	-	-	3,225
14		-	-	-	-	-
	ANIMAL OR VEGETABLE FATS AND OILS AND THEIR CLEAVAGE PRODUCTS; PREPARED EDIBLE FATS; ANIMAL OR VEGETABLE WAXES	-	-	394,051	1,200,917	1,356,991
15	Animal or vegetable fats and oils and their cleavage products; prepared edible fats; animal or vegetable waxes	-	-	394,051	1,200,917	1,356,991
	PREPARED FOODSTUFFS; BEVERAGES, SPIRITS AND VINEGAR, TOBACCO AND MANUFACTURED TOBACCO SUBSTITUTES	38,365	51,273	16,757,318	9,912,393	1,217,966,948
16	Preparations of meat, of fish or of crustaceans, molluscs and other aquatic invertebrates	26,520	-	318,505	-	27,505,051
17	Sugars and sugar confectionery	-	-	439,415	-	31,242,684
18	Cocoa and cocoa preparations	-	-	71,933	49,325	29,801,243
19	Preparations of cereals, flour, starch or milk; pastrycooks' products	-	-	3,044,160	7,410,247	23,899,135
20	Preparations of vegetables, fruit, nuts or other parts of plants	-	-	1,393,801	131,673	77,433,292
21	Miscellaneous edible preparations	11,845	32,579	5,186,486	195,777	123,677,677
22	Beverages, spirits and vinegar	-	18,694	211,971	1,615,226	176,204,336
23	Residues and waste from the food industries; prepared animal fodder	-	-	6,081,199	165,480	716,170,531
24	Tobacco and manufactured tobacco substitutes	-	-	9,848	344,665	12,032,999
	MINERAL PRODUCTS	361,463,437	1,792,272,500	1,089,064,410	442,515,566	40,144,827
25	Salt, sulphur; earths and stone; plastering materials, lime and cement	-	282	11,724,248	1,335,094	3,713,021
26	Ores, slag & ash	-	-	2,662,838	-	41,952
27	Mineral fuels, mineral oils and products of their distillation; bituminous substances; mineral waxes	361,463,437	1,792,272,218	1,074,677,324	441,180,472	36,389,854
	PRODUCTS OF THE CHEMICAL OR ALLIED INDUSTRIES	50,800,652	8,518,419	143,806,649	3,519,742	341,917,750
28	Inorganic chemicals; organic or inorganic compounds of precious metals, of rare-earth metals, of radio-active elements or of isotopes	-	-	19,760,638	34,258	17,243,975
29	Organic chemicals	117,820	690,821	48,164,778	206,246	34,696,052
30	Pharmaceutical products	3,452	-	7,991,205	305,085	86,000,159
31	Fertilisers	50,664,648	7,695,715	601,848	-	3,061,376
32	Tanning or dyeing extracts; tannins and their derivatives; dyes, pigments and other colouring matter; paints and varnishes; putty and other mastics; inks	14,732	26,923	14,711,383	1,216,791	29,505,951
33	Essential oils and resinoids; perfumery, cosmetic or toilet preparations	-	-	1,758,090	165,746	50,894,928
	Soap, organic surface-active agents, washing preparations, lubricating preparations, artificial waxes, prepared waxes, polishing or scouring preparations, candles and similar articles, modeling pastes, "dental waxes" and dental preparations with a basis of plaster	-	57,810	5,409,621	159,398	27,016,926
34	Albuminoidal substances; modified starches; glues; enzymes	-	-	7,289,262	13,400	14,550,026
35	Explosives; pyrotechnic products, matches, pyrophoric alloys; certain combustible preparations	-	-	1,075	-	3,419,758
36	Photographic or cinematographic goods	-	-	256,899	621	1,860,258
37	Miscellaneous chemical products	-	47,150	37,861,850	1,418,197	73,668,341
38		-	-	-	-	-

TABLE 7 - Continued

PSCC CODE	DESCRIPTION	OTHER MAJOR COUNTRIES				
		QATAR	SAUDI ARABIA	TAIWAN	UNITED ARAB EMIRATES	UNITED STATES OF AMERICA
	PLASTICS AND ARTICLES THEREOF; RUBBER AND ARTICLES THEREOF	20,142,282	36,496,209	121,806,811	7,772,689	105,292,047
39	Plastics and articles thereof	20,142,282	36,438,318	113,225,186	7,501,126	94,181,913
40	Rubber and articles thereof	-	57,891	8,581,625	271,563	11,110,134
	RAW HIDES AND SKINS, LEATHER, FURSKINS, AND ARTICLES THEREOF; SADDLERY AND HARNESS; TRAVEL GOODS, HANDBAGS AND SIMILAR CONTAINERS; ARTICLES OF ANIMAL GUT (OTHER THAN SILK-WORM GUT)	-	-	10,046,780	8,688	3,659,172
41	Raw hides and skins (other than furskins) and leather	-	-	9,281,850	-	2,228,186
42	Articles of leather; saddlery and harness; travel goods and handbags and similar containers; articles of animal gut (other than silk-worm gut)	-	-	764,930	8,688	1,430,528
43	Furskins and artificial fur; manufactures thereof	-	-	-	-	458
	WOOD AND ARTICLES OF WOOD; WOOD CHARCOAL; CORK AND ARTICLES OF CORK; MANUFACTURES OF STRAW, OF ESPARTO OR OF OTHER PLAITING MATERIALS; BASKETWARE AND WICKERWORK	-	72	2,308,872	49,042	13,555,485
44	wood and articles of wood; wood charcoal	-	72	2,301,751	48,920	13,522,919
45	Cork and articles of cork	-	-	1,421	-	13,470
46	Manufactures of straw, of esparto or of other plaiting materials; basketware and wickerwork	-	-	5,700	122	19,096
	PULP OF WOOD OR OF OTHER FIBROUS CELLULOSIC MATERIAL; WASTE AND SCRAP OF PAPER OR PAPERBOARD; PAPER AND PAPERBOARD AND ARTICLES THEREOF	105	186,684	31,056,899	489,654	129,831,278
47	Pulp of wood or of other fibrous cellulosic material; waste and scrap of paper or paperboard	-	-	582,316	216,087	29,388,207
48	Paper and paperboard; articles of paper pulp, of paper or of paperboard	-	186,684	29,805,217	193,261	78,059,489
49	Printed books, newspapers, pictures and other products of the printing industry; manuscripts, typescripts and plans	105	-	669,366	80,306	22,383,582
	TEXTILES AND TEXTILE ARTICLES	6,852	8,803	88,249,509	314,670	39,829,644
50	Silk	-	-	24,176	-	43,913
51	Wool, fine or coarse animal hair, horsehair yarn and woven fabric	-	-	-	-	90,808
52	Cotton	-	-	14,863,128	443	15,313,324
53	Other vegetable textile fibres; paper yarn and woven fabrics of paper yarn	-	-	8,630	-	133,627
54	Man-made filaments	-	-	12,925,921	15,380	375,459
55	Man-made staple fibres	-	8,166	10,212,939	575	7,822,814
56	Wadding, felt and nonwovens; special yarns; twine, cordage, ropes and cables and articles thereof	2,191	-	4,964,609	4,257	658,164
57	Carpets and other textile floor coverings	-	-	815,908	53,798	527,158
58	Special woven fabrics; tufted textile fabrics; lace; tapestries; trimmings, embroidery	-	637	5,423,599	-	1,723,764
59	Impregnated, coated, covered or laminated textile fabrics; textile articles of a kind suitable for industrial use	-	-	5,144,523	49,692	2,945,563
60	Knitted or crocheted fabrics	-	-	22,642,837	40,763	441,346
61	Articles of apparel and clothing accessories, knitted or crocheted	3,014	-	7,979,207	28,219	1,104,295
62	Articles of apparel and clothing accessories, not knitted or crocheted	-	-	2,431,034	9,820	2,200,830
63	Other made up textile articles; sets; worn clothing and worn textile articles; rags	1,647	-	812,998	111,723	6,448,579
	FOOTWEAR, HEADGEAR, UMBRELLAS, SUN UMBRELLAS, WALKING-STICKS, SEAT-STICKS, WHIPS, RIDING-CROPS, AND PARTS THEREOF; PREPARED FEATHERS AND ARTICLES MADE THEREWITH; ARTIFICIAL FLOWERS; ARTICLES OF HUMAN HAIR	-	-	1,700,831	23,170	1,852,500
64	Footwear, gaiters and the like; parts of such articles	-	-	775,285	20,718	1,294,126
65	Headgear and parts thereof	-	-	645,533	1,214	389,679
66	Umbrellas, sun umbrellas, walking-sticks, seat-sticks, whips, riding-crops and parts thereof	-	-	270,070	1,238	79,411
67	Prepared feathers and articles made therewith; artificial flowers; articles of human hair	-	-	9,943	-	89,284
	ARTICLES OF STONE, PLASTER, CEMENT, ASBESTOS, MICA OR SIMILAR MATERIALS; CERAMIC PRODUCTS; GLASS AND GLASSWARE	-	996,043	21,497,606	4,822,288	11,098,798
68	Articles of stone, plaster, cement, asbestos, mica or similar materials	-	222,935	7,059,535	177,508	4,545,262
69	Ceramic products	-	-	8,267,867	17,195	2,003,137
70	Glass and glassware	-	773,108	6,170,204	4,627,585	4,550,399

TABLE 7 - Concluded

PSCC CODE	DESCRIPTION	OTHER MAJOR COUNTRIES				
		QATAR	SAUDI ARABIA	TAIWAN	UNITED ARAB EMIRATES	UNITED STATES OF AMERICA
	NATURAL OR CULTURED PEARLS, PRECIOUS OR SEMI-PRECIOUS STONES, PRECIOUS METALS, METALS CLAD WITH PRECIOUS METALS AND ARTICLES THEREOF; IMITATION JEWELRY; COIN	-	-	76,498	65,822	14,548,454
71	Natural or cultured pearls, precious or semi-precious stones, precious metals, metals clad with precious metals and articles thereof: imitation jewellery: coin	-	-	76,498	65,822	14,548,454
	BASE METALS AND ARTICLES OF BASE METALS	5,405,188	935,271	346,127,826	21,406,726	92,339,663
72	Iron and steel	-	-	157,872,996	568,964	8,060,609
73	Articles of iron or steel	63,504	228	77,359,304	3,414,050	40,449,264
74	Copper and articles thereof	-	450,189	70,227,511	4,510	2,169,855
75	Nickel and articles thereof	-	-	1,080,316	774	473,513
76	Aluminium and articles thereof	5,339,375	183,868	15,282,024	15,898,148	10,858,638
78	Lead and articles thereof	-	-	4,281,334	794,050	3,353,039
79	Zinc and articles thereof	-	-	597,291	485	3,759,835
80	Tin and articles thereof	-	-	1,542,809	-	18,328
81	Other base metals: cermet; articles thereof	-	-	268,198	214	1,752,444
82	Tools, implements, cutlery, spoons and forks, of base metal; parts thereof of base metal	1,219	300,986	6,994,488	81,288	14,951,202
83	Miscellaneous articles of base metal	1,090	-	10,621,555	644,243	6,492,936
	MACHINERY AND MECHANICAL APPLIANCES; ELECTRICAL EQUIPMENT; PARTS THEREOF; SOUND RECORDERS AND REPRODUCERS, AND PARTS AND ACCESSORIES OF SUCH ARTICLES	16,884	74,716	1,386,697,030	12,592,827	1,571,701,527
84	Nuclear reactors, boilers, machinery and mechanical appliances; parts thereof	8,745	34,976	477,851,140	6,883,551	401,339,772
85	Electrical machinery and equipment and parts thereof: sound recorders and reproducers, television image and sound recorders and reproducers and parts and accessories of such articles	8,139	39,740	908,845,890	5,709,276	1,170,361,755
	VEHICLES, AIRCRAFT, VESSELS AND ASSOCIATED TRANSPORT EQUIPMENT	1,895,059	238,667	35,364,381	13,687,794	392,693,066
86	Railway or tramway locomotives, rolling-stock and parts thereof; railway or tramway track fixtures and fittings and parts thereof; mechanical (including electro-mechanical) traffic signalling equipment of all kinds	-	-	778,397	103,242	660,826
87	Vehicles other than railway or tramway rolling-stock, and parts and accessories thereof	1,883,080	233,436	30,342,403	11,861,124	123,928,052
88	Aircraft, spacecraft, and parts thereof	11,979	5,231	3,643,054	84,974	262,132,400
89	Ships, boats and floating structures	-	-	600,527	1,638,454	5,971,788
	OPTICAL, PHOTOGRAPHIC, CINEMATOGRAPHIC, MEASURING, CHECKING, PRECISION, MEDICAL OR SURGICAL INSTRUMENTS AND APPARATUS; CLOCKS AND WATCHES; MUSICAL INSTRUMENTS, PARTS AND ACCESSORIES THEREOF	28,372	93,847	41,029,075	109,471	182,238,161
90	Optical, photographic, cinematographic, measuring, checking, precision, medical or surgical instruments and apparatus; parts and accessories thereof	28,372	93,847	39,964,262	109,471	180,078,794
91	Clocks and watches and parts thereof	-	-	720,939	-	1,320,246
92	Musical instruments; parts and accessories of such articles	-	-	343,874	-	839,121
	ARMS AND AMMUNITION; PARTS AND ACCESSORIES THEREOF	-	-	18,815,741	-	15,323,485
93	Arms and ammunition; parts and accessories thereof	-	-	18,815,741	-	15,323,485
	MISCELLANEOUS MANUFACTURED ARTICLES	88,146	1,573	39,303,185	148,722	38,231,207
94	Furniture; bedding; mattresses, mattress supports, cushions and similar stuffed furnishings; lamps and lighting fittings, not elsewhere specified or included; illuminated signs, illuminated name-plates and the like; prefabricated buildings	81,267	-	11,064,844	130,330	13,657,584
95	Toys, games and sports requisites; parts and accessories thereof	-	-	12,179,325	16,554	21,214,186
96	Miscellaneous manufactured articles	6,879	1,573	16,059,016	1,838	3,359,437
	WORKS OF ART, COLLECTOR'S PIECES AND ANTIQUES	327,407	746,467	2,394,648,099	916,354	2,172,714,727
97	Works of art, collectors' pieces and antiques	-	-	14,254	230	81,099
98	Commodities and transactions not classified elsewhere (reserved for special uses by contracting parties)	327,407	746,467	2,394,633,845	916,124	2,172,633,628
	USA includes Alaska and Hawaii					

Source: Philippine Statistics Authority, Trade Statistics Division

Section 3

Detailed Statistical Table on Imports

TABLE 8 Quantity and Value of Philippine Imports Classified by Commodity and Country of Origin: 2015
(FOB Value in U.S. Dollars)

PSCC CODE	COMMODITY AND COUNTRY OF ORIGIN	GROSS WEIGHT (GK)	FOB VALUE		CIF
			DOLLARS	PESOS	DOLLARS
	TOTAL	79,920,535,379.13	71,067,228,486	3,259,853,771,256	74,749,628,846
01	Live animals	10,861,877.29	30,294,506	1,389,608,990	33,737,131
0102	Live bovine animals.	10,726,870.29	29,923,839	1,372,606,495	32,970,082
010210	Bovine animals, live, pure-bred for breeding	1,495,420.00	5,364,906	246,088,238	6,071,083
	AUSTRALIA	1,495,420.00	5,364,906	246,088,238	6,071,083
010290	Bovine animals, live, other than pure-bred for breeding	9,231,450.29	24,558,933	1,126,518,257	26,898,999
	AUSTRALIA	8,323,253.00	20,028,795	918,720,827	22,181,666
	NEW ZEALAND	899,407.88	4,527,663	207,683,902	4,714,858
	PEOPLE'S REPUBLIC OF CHINA	8,789.41	2,475	113,528	2,475
0103	Live swine.	124,744.00	301,675	13,837,832	692,521
010310	Swine, live, pure-bred for breeding	124,744.00	301,675	13,837,832	692,521
	CANADA	30,244.00	106,992	4,907,723	110,010
	UNITED STATES OF AMERICA	94,500.00	194,683	8,930,109	582,511
0105	Live poultry, that is to say, fowls of the species gallus domesticus, ducks, geese, turkeys and guinea fowls.	1,080.00	990	45,411	993
010519	Other live poultry (ducks, geese, guinea fowls), weighing not more than 185 grams for breeding	1,080.00	990	45,411	993
	UNITED STATES OF AMERICA	1,080.00	990	45,411	993
0106	Other live animals.	9,183.00	68,002	3,119,252	73,535
010690	Other live animals, n.e.s	9,183.00	68,002	3,119,252	73,535
	PEOPLE'S REPUBLIC OF CHINA	5,950.00	18,002	825,752	21,488
	UNITED ARAB EMIRATES, N.E.S.	3,233.00	50,000	2,293,500	52,047
02	Meat and edible meat offal	577,809,523.33	799,230,436	36,660,700,107	846,033,408
0201	Meat of bovine animals, fresh or chilled.	236,826.02	1,414,618	64,888,528	1,454,582
20120	Meat of bovine animals, of other cuts with bone in, fresh or chilled	2,292.00	7,179	329,301	7,588
	UNITED STATES OF AMERICA	2,292.00	7,179	329,301	7,588
020130	Meat of bovine animals, boneless, fresh or chilled	234,534.02	1,407,439	64,559,227	1,446,994
	AUSTRALIA	209,727.02	1,260,651	57,826,061	1,287,949
	JAPAN	1,675.00	74,488	3,416,765	75,797
	RUSSIAN FEDERATION	206.00	2,066	94,767	2,089
	UNITED STATES OF AMERICA	22,926.00	70,234	3,221,634	81,159
0202	Meat of bovine animals, frozen.	108,155,135.27	310,343,676	14,235,464,418	323,434,505
020210	Carcasses and half-carcasses of bovine animals, frozen	26,242.00	138,136	6,336,298	143,399
	AUSTRALIA	26,242.00	138,136	6,336,298	143,399
020220	Meat of bovine animals, of other cuts with bone in, frozen	4,321,110.94	12,511,611	573,907,598	13,041,790
	AUSTRALIA	1,366,712.32	4,239,377	194,460,223	4,390,155
	BELGIUM	561.00	2,102	96,419	2,241
	BRAZIL	27,038.00	100,458	4,608,008	106,567
	CANADA	66,526.48	123,169	5,649,762	127,816
	DENMARK	23.00	33	1,514	38
	FRANCE	27,653.00	37,703	1,729,437	39,913
	IRAN, ISLAMIC REP. OF	13,057.92	24,951	1,144,502	25,973
	IRELAND	1,172,793.75	2,232,154	102,388,904	2,322,395
	JAPAN	62.97	5,131	235,359	5,747
	NETHERLANDS	334,360.10	587,734	26,959,359	610,863
	NEW ZEALAND	654,267.79	2,105,701	96,588,505	2,199,675
	UK OF GREAT BRITAIN AND N. IRELAND	52,758.64	134,556	6,172,084	140,747
	UNITED STATES OF AMERICA	605,295.97	2,918,542	133,873,522	3,069,660

TABLE 8 - Continued

PSCC CODE	COMMODITY AND COUNTRY OF ORIGIN	GROSS WEIGHT (GK)	FOB VALUE		CIF
			DOLLARS	PESOS	DOLLARS
020230	Meat of bovine animals, boneless, frozen	103,807,782.33	297,693,929	13,655,220,522	310,249,316
	AUSTRALIA	23,800,812.58	82,867,513	3,801,132,821	85,935,252
	BAHRAIN	82,210.21	214,389	9,834,023	228,467
	BRAZIL	11,381,898.13	29,314,763	1,344,668,179	30,521,862
	CANADA	791,177.29	1,965,429	90,154,228	2,058,700
	DENMARK	194,783.61	459,838	21,092,769	490,034
	FRANCE	178,563.00	329,939	15,134,302	338,098
	GERMANY	109,263.96	194,168	8,906,486	212,284
	INDIA	44,392,536.28	115,321,441	5,289,794,499	120,580,546
	IRAN, ISLAMIC REP. OF	13,050.00	25,020	1,147,667	26,045
	IRELAND	7,766,977.04	21,171,812	971,151,016	22,063,282
	JAPAN	4,992.20	89,650	4,112,246	95,582
	NETHERLANDS	1,462,868.74	2,694,290	123,587,082	2,804,095
	NEW ZEALAND	4,180,740.48	14,515,774	665,838,553	15,121,098
	PEOPLE'S REPUBLIC OF CHINA	26,202.57	87,870	4,030,597	91,468
	RUSSIAN FEDERATION	8.00	85	3,899	88
	SINGAPORE	51,624.00	110,000	5,045,700	110,310
	SPAIN	641.40	1,502	68,897	1,982
	UNITED STATES OF AMERICA	9,369,432.84	28,330,446	1,299,517,558	29,570,123
0203	Meat of swine, fresh, chilled or frozen.	68,811,771.00	112,995,490	5,183,103,130	118,952,076
020312	Hams, shoulders and cuts thereof with bone in, of swine, fresh or chilled	164,607.00	356,576	16,356,141	377,830
	BRAZIL	138,668.00	304,630	13,973,378	320,389
	FRANCE	25,939.00	51,946	2,382,763	57,441
020319	Other meat of swine, fresh or chilled	99,940.00	174,811	8,018,581	194,672
	BELGIUM	23,047.00	21,163	970,747	23,960
	FRANCE	51,548.00	99,671	4,571,909	109,658
	GERMANY	25,345.00	53,977	2,475,925	61,054
020321	Carcasses and half-carcasses of swine, frozen	3,479.65	9,798	449,435	10,710
	FRANCE	61.00	108	4,954	123
	SPAIN	52.00	260	11,926	276
	UNITED STATES OF AMERICA	3,366.65	9,430	432,555	10,311
020322	Hams, shoulders and cuts thereof with bone in, of swine, frozen	13,178,297.18	21,869,785	1,003,167,040	23,057,179
	AUSTRALIA	116,174.00	142,085	6,517,439	160,333
	BELGIUM	53,729.00	108,491	4,976,483	122,878
	BRAZIL	320,580.24	571,013	26,192,366	589,013
	CANADA	5,362,537.40	8,582,282	393,669,275	8,971,974
	DENMARK	101,821.39	177,395	8,137,109	190,644
	FRANCE	865,187.70	1,424,035	65,320,485	1,485,820
	GERMANY	1,490,806.25	2,668,809	122,418,269	2,873,735
	IRELAND	723,998.87	1,375,497	63,094,048	1,490,550
	NETHERLANDS	282,016.44	506,400	23,228,568	535,053
	SPAIN	935,094.39	1,609,457	73,825,793	1,705,384
	UK OF GREAT BRITAIN AND N. IRELAND	48,039.44	54,979	2,521,887	60,716
	UNITED STATES OF AMERICA	2,878,312.06	4,649,342	213,265,318	4,871,079
020329	Other meat of swine, frozen	55,365,447.17	90,584,520	4,155,111,933	95,311,685
	AUSTRALIA	25,491.00	25,250	1,158,218	27,428
	BELGIUM	1,144,939.97	2,028,238	93,035,278	2,151,336
	BRAZIL	402,486.93	831,695	38,149,849	875,342
	CANADA	10,621,627.83	17,585,705	806,656,289	18,588,413
	COLOMBIA	26,165.00	40,504	1,857,918	43,977
	DENMARK	1,754,041.59	3,058,689	140,302,064	3,161,499
	FINLAND	24,989.70	39,483	1,811,085	42,448
	FRANCE	14,302,057.13	22,659,215	1,039,378,192	23,754,682
	GERMANY	18,233,349.94	30,501,402	1,399,099,309	32,019,911
	HONG KONG, CHINA	25,649.20	48,849	2,240,704	53,803
	IRELAND	311,221.93	582,310	26,710,560	623,445
	ITALY	25,396.00	55,049	2,525,098	55,152

TABLE 8 - Continued

PSCC CODE	COMMODITY AND COUNTRY OF ORIGIN	GROSS WEIGHT (GK)	FOB VALUE		CIF
			DOLLARS	PESOS	DOLLARS
	NETHERLANDS	667,274.40	913,458	41,900,318	986,731
	RUSSIAN FEDERATION	14.00	148	6,789	156
	SPAIN	2,425,776.80	3,741,934	171,642,514	3,964,371
	UK OF GREAT BRITAIN AND N. IRELAND	183,780.51	275,927	12,656,771	299,683
	UNITED STATES OF AMERICA	5,191,185.24	8,196,664	375,980,977	8,663,308
0204	Meat of sheep or goats, fresh, chilled or frozen.	643,319.43	3,414,171	156,608,024	3,561,540
020421	Carcasses and half-carcasses of sheep, fresh or chilled	1.00	100	4,587	111
	UNITED STATES OF AMERICA	1.00	100	4,587	111
020430	Carcasses and half-carcasses of lamb, frozen	156,053.06	782,133	35,876,441	818,567
	AUSTRALIA	147,065.12	748,899	34,351,997	783,600
	NEW ZEALAND	227.00	1,561	71,603	1,921
	UNITED STATES OF AMERICA	8,760.94	31,673	1,452,841	33,046
020441	Carcasses and half-carcasses of sheep, frozen	29,278.00	32,361	1,484,399	37,782
	BELGIUM	29,278.00	32,361	1,484,399	37,782
020442	Meat of sheep, of other cuts with bone in, frozen	337,069.17	1,885,053	86,467,381	1,964,181
	AUSTRALIA	231,164.47	1,328,636	60,944,533	1,389,083
	NETHERLANDS	1,581.00	6,606	303,017	6,793
	NEW ZEALAND	101,751.40	539,923	24,766,268	558,053
	UNITED STATES OF AMERICA	2,572.30	9,888	453,563	10,252
020443	Meat of sheep, boneless, frozen	120,918.20	714,524	32,775,216	740,899
	AUSTRALIA	119,024.46	705,795	32,374,817	731,611
	NEW ZEALAND	1,242.74	6,224	285,495	6,538
	UNITED STATES OF AMERICA	651.00	2,505	114,904	2,750
0206	Edible offal of bovine animals, swine, sheep, goats, horses, asses, mules or hinnies, fresh, chilled or frozen.	155,839,339.65	170,962,436	7,842,046,939	182,116,182
020621	Tongues of bovine animals, frozen	209,983.31	789,674	36,222,347	833,520
	AUSTRALIA	4,199.00	28,522	1,308,304	28,549
	BELGIUM	9,245.30	54,478	2,498,906	57,257
	CANADA	12,465.61	41,717	1,913,559	43,551
	DENMARK	27,541.30	102,278	4,691,492	109,202
	FRANCE	5,078.70	6,841	313,797	7,298
	NETHERLANDS	84,166.00	215,097	9,866,499	227,563
	NEW ZEALAND	60,630.24	327,834	15,037,746	346,637
	RUSSIAN FEDERATION	27.00	270	12,385	278
	UNITED STATES OF AMERICA	6,630.16	12,637	579,659	13,185
020622	Livers of bovine animals, frozen	30,077.55	17,542	804,652	20,462
	AUSTRALIA	1,835.55	1,342	61,558	1,454
	NETHERLANDS	28,242.00	16,200	743,094	19,008
020629	Other edible offal of bovine animals, frozen	3,308,690.10	4,814,254	220,829,830	5,227,747
	AUSTRALIA	1,603,409.47	1,726,744	79,205,747	1,913,216
	DENMARK	9,692.62	16,293	747,360	18,284
	FRANCE	97,066.39	122,501	5,619,121	135,788
	GERMANY	39,433.00	60,222	2,762,383	66,534
	IRELAND	292,507.85	393,793	18,063,285	420,808
	NETHERLANDS	235,872.00	426,197	19,549,656	451,299
	NEW ZEALAND	729,601.92	1,810,613	83,052,818	1,916,010
	UNITED STATES OF AMERICA	301,106.85	257,891	11,829,460	305,808
020641	Livers of swine, frozen	16,461,397.25	11,471,126	526,180,550	12,393,662
	AUSTRALIA	1,408,091.80	1,314,895	60,314,234	1,423,316
	BELGIUM	733,175.00	430,630	19,752,998	464,378
	BRAZIL	79,360.72	52,315	2,399,689	56,944
	CANADA	1,812,168.04	1,378,551	63,234,134	1,479,896
	DENMARK	51,515.20	29,280	1,343,074	30,520

TABLE 8 - Continued

PSCC CODE	COMMODITY AND COUNTRY OF ORIGIN	GROSS WEIGHT (GK)	FOB VALUE		CIF DOLLARS
			DOLLARS	PESOS	
	FRANCE	207,842.00	149,012	6,835,180	158,541
	GERMANY	2,943,076.04	1,805,888	82,836,083	1,937,544
	IRELAND	1,870,083.50	1,464,324	67,168,542	1,590,128
	NETHERLANDS	3,620,980.30	2,296,024	105,318,621	2,520,275
	SINGAPORE	11,576.00	6,299	288,935	6,729
	SPAIN	3,385,061.45	2,330,536	106,901,686	2,503,474
	UK OF GREAT BRITAIN AND N. IRELAND	182,587.20	128,640	5,900,717	136,711
	UNITED STATES OF AMERICA	155,880.00	84,732	3,886,657	85,206
020649	Other edible offal of swine, frozen	135,587,899.01	153,571,190	7,044,310,485	163,306,905
	AUSTRALIA	2,168,345.78	3,062,349	140,469,949	3,290,312
	BAHRAIN	27,160.52	35,938	1,648,476	38,505
	BELGIUM	10,486,516.25	11,146,562	511,292,799	11,829,978
	BRAZIL	435,033.43	615,503	28,233,123	643,220
	CANADA	11,249,511.85	13,267,489	608,579,720	14,078,905
	DENMARK	4,401,595.11	5,084,121	233,208,630	5,428,870
	FINLAND	77,556.10	100,574	4,613,329	106,333
	FRANCE	13,728,739.28	16,311,585	748,212,404	17,223,804
	GERMANY	29,929,609.33	32,327,610	1,482,867,471	34,406,351
	HONG KONG, CHINA	155,049.90	199,975	9,172,853	212,195
	IRELAND	2,567,824.67	3,019,261	138,493,502	3,191,908
	JAPAN	25,446.00	34,550	1,584,809	37,589
	NETHERLANDS	14,241,056.89	15,195,207	697,004,145	16,317,367
	NEW ZEALAND	26,250.00	36,161	1,658,705	39,992
	PEOPLE'S REPUBLIC OF CHINA	51,873.05	63,245	2,901,048	64,357
	RUSSIAN FEDERATION	11.00	113	5,183	116
	SPAIN	21,607,213.21	24,091,631	1,105,083,114	25,617,559
	TAIWAN (REP. OF CHINA)	51,628.36	49,565	2,273,547	53,898
	UK OF GREAT BRITAIN AND N. IRELAND	4,841,838.47	5,312,121	243,666,990	5,691,981
	UNITED STATES OF AMERICA	19,515,639.81	23,617,630	1,083,340,688	25,033,665
020690	Edible offals (sheep, goats, horses, asses, mules or hinnies), frozen	241,292.43	298,650	13,699,075	333,886
	AUSTRALIA	84,767.85	129,991	5,962,687	145,399
	DENMARK	8,482.00	11,138	510,900	12,798
	NEW ZEALAND	45,004.58	49,559	2,273,271	51,486
	SPAIN	50,597.00	54,488	2,499,365	62,270
	UK OF GREAT BRITAIN AND N. IRELAND	26,600.00	20,000	917,400	21,139
	UNITED STATES OF AMERICA	25,841.00	33,474	1,535,452	40,794
0207	Meat and edible offal, of the poultry of heading 01.05, fresh, chilled or frozen.	204,239,580.18	171,359,181	7,860,245,636	185,193,912
020711	Meat of fowls of the species Gallus domesticus, not cut in pieces, fresh or chilled	383.47	983	45,090	1,011
	FRANCE	383.47	983	45,090	1,011
020712	Meat of fowls of the species Gallus domesticus, not cut in pieces, frozen	3,400,259.91	3,040,497	139,467,597	3,342,924
	BELGIUM	631,340.00	568,863	26,093,745	650,622
	BRAZIL	138,638.00	115,919	5,317,205	139,520
	CANADA	26,000.00	17,500	802,725	20,848
	GERMANY	25,500.00	21,525	987,352	25,885
	NETHERLANDS	1,600,680.00	1,461,489	67,038,500	1,604,743
	UK OF GREAT BRITAIN AND N. IRELAND	25,661.00	16,065	736,902	20,464
	UNITED STATES OF AMERICA	952,440.91	839,136	38,491,168	880,842
020714	Cuts and offals of fowls of the species Gallus domesticus, frozen	195,961,251.56	162,745,367	7,465,129,989	175,979,803
	AUSTRALIA	7,416,869.44	6,648,696	304,975,687	7,019,439
	AUSTRIA	55,695.75	49,826	2,285,519	54,022
	BAHRAIN	106,400.52	69,530	3,189,341	81,287
	BELGIUM	16,428,113.40	14,651,969	672,085,818	15,768,042
	BRAZIL	36,696,341.59	26,919,758	1,234,809,300	29,449,583
	CANADA	11,521,953.94	9,984,534	457,990,575	10,718,744
	DENMARK	163,077.00	134,766	6,181,717	139,038
	FRANCE	1,767,014.00	1,575,489	72,267,681	1,697,937
	GEORGIA	55,220.00	61,688	2,829,629	65,522
	GERMANY	3,897,125.60	2,644,861	121,319,775	2,934,000

TABLE 8 - Continued

PSCC CODE	COMMODITY AND COUNTRY OF ORIGIN	GROSS WEIGHT (GK)	FOB VALUE		CIF
			DOLLARS	PESOS	DOLLARS
	IRELAND	180,978.00	150,611	6,908,526	160,253
	NETHERLANDS	36,963,721.00	30,400,324	1,394,462,862	32,641,962
	NETHERLANDS ANTILLES	28,289.00	17,446	800,248	19,995
	NEW ZEALAND	51,125.29	33,864	1,553,342	39,882
	PEOPLE'S REPUBLIC OF CHINA	55,593.00	53,029	2,432,440	58,090
	SWITZERLAND	1,189,732.00	707,756	32,464,768	811,891
	UK OF GREAT BRITAIN AND N. IRELAND	6,451,711.71	5,468,742	250,851,195	5,847,591
	UNITED STATES OF AMERICA	72,932,290.32	63,172,478	2,897,721,566	68,472,525
020724	Meat of turkeys, not cut in pieces, fresh or chilled	40.00	237	10,871	250
	UK OF GREAT BRITAIN AND N. IRELAND	40.00	237	10,871	250
020725	Meat of turkeys, not cut in pieces, frozen	268,747.13	482,837	22,147,733	523,740
	CANADA	50,874.43	45,412	2,083,048	51,668
	UNITED STATES OF AMERICA	217,872.70	437,425	20,064,685	472,072
020727	Cuts and offals of turkeys, frozen	4,326,121.74	4,300,270	197,253,384	4,519,842
	BELGIUM	55,040.00	50,220	2,303,591	55,478
	CANADA	318,160.00	230,453	10,570,879	253,280
	UNITED STATES OF AMERICA	3,952,921.74	4,019,597	184,378,914	4,211,084
020733	Meat of ducks, geese or guinea fowls, not cut in pieces, frozen	201,537.83	605,790	27,787,587	635,657
	UNITED STATES OF AMERICA	201,537.83	605,790	27,787,587	635,657
020734	Fatty livers of ducks, geese or guinea fowls, fresh or chilled	1,115.36	1,728	79,263	1,831
	FRANCE	1,115.36	1,728	79,263	1,831
020735	Cuts and offals (other than liver) of ducks, geese or guinea fowls, fresh or chilled	2,776.00	5,019	230,222	5,305
	FRANCE	2,776.00	5,019	230,222	5,305
020736	Cuts and offals of ducks, geese or guinea fowls, frozen	77,347.18	176,453	8,093,900	183,549
	FRANCE	13,591.04	18,112	830,798	18,730
	ITALY	319.59	662	30,366	702
	UNITED STATES OF AMERICA	63,436.55	157,679	7,232,736	164,117
0209	Pig fat, free of lean meat, and poultry fat, not rendered or otherwise extracted, fresh, chilled, frozen, salted, in brine, dried or smoked.	39,677,233.76	28,306,619	1,298,424,614	30,856,532
020900	Pig fat, free of lean meat, and poultry fat, not rendered or otherwise extracted, fresh, chilled, frozen, salted, in brine, dried or smoked	39,677,233.76	28,306,619	1,298,424,614	30,856,532
	AUSTRALIA	454,727.07	273,380	12,539,941	309,037
	BELGIUM	2,559,215.34	1,787,596	81,997,029	1,960,257
	BRAZIL	807,319.37	332,244	15,240,032	410,605
	CANADA	2,417,743.31	1,793,020	82,245,827	1,979,020
	DENMARK	2,460,615.14	1,590,758	72,968,069	1,676,558
	FRANCE	5,147,686.20	4,307,479	197,584,062	4,624,417
	GERMANY	14,975,872.23	9,865,091	452,511,724	10,828,514
	IRELAND	583,763.91	500,991	22,980,457	540,652
	NETHERLANDS	1,334,482.86	1,089,386	49,970,136	1,175,521
	SINGAPORE	53,998.00	31,985	1,467,152	34,164
	SPAIN	8,396,170.13	6,378,388	292,576,658	6,927,934
	UK OF GREAT BRITAIN AND N. IRELAND	424,655.00	297,767	13,658,572	325,156
	UNITED STATES OF AMERICA	60,985.20	58,534	2,684,955	64,697
0210	Meat and edible meat offal, salted, in brine, dried or smoked; edible flours and meals of meat or meat offal.	206,318.02	434,245	19,918,818	464,079
021011	Hams, shoulders and cuts thereof, of swine, with bone in	455.77	2,883	132,243	3,001
	UNITED STATES OF AMERICA	455.77	2,883	132,243	3,001
021019	Other meat of swine, salted, in brine, dried or smoked	13,123.84	67,985	3,118,471	75,238

TABLE 8 - Continued

PSCC CODE	COMMODITY AND COUNTRY OF ORIGIN	GROSS WEIGHT (GK)	FOB VALUE		CIF
			DOLLARS	PESOS	DOLLARS
	SPAIN	3,401.78	30,210	1,385,732	35,086
	UNITED STATES OF AMERICA	9,722.06	37,775	1,732,739	40,152
021020	Meat of bovine animals, salted, in brine, dried or smoked	1,314.00	6,038	276,963	6,124
	ITALY	1,286.00	5,675	260,312	5,681
	NEW ZEALAND	28.00	363	16,651	443
021099	Other meat and edible meat offal, salted, in brine, dried or smoked, including edible flours and meals of meat and meat offal	191,424.41	357,339	16,391,141	379,716
	FRANCE	1,052.00	2,506	114,950	2,518
	GERMANY	61,826.00	47,571	2,182,082	51,803
	PEOPLE'S REPUBLIC OF CHINA	78.00	695	31,880	787
	SPAIN	18,750.00	14,188	650,804	14,857
	SWITZERLAND	4,040.58	1,361	62,429	1,725
	UNITED STATES OF AMERICA	105,677.83	291,018	13,348,996	308,026
03	Fish and crustaceans, molluscs and other aquatic invertebrates	392,061,401.06	353,421,934	16,211,464,112	375,920,674
0301	Live fish.	38,126.00	70,952	3,254,568	79,106
030192	Eels (<i>Anguilla</i> spp.), live	2,268.00	8,400	385,308	8,800
	PEOPLE'S REPUBLIC OF CHINA	2,268.00	8,400	385,308	8,800
030193	Carp, live	85.00	1,200	55,044	1,249
	TAIWAN (REP. OF CHINA)	85.00	1,200	55,044	1,249
030199	Other live fish	35,773.00	61,352	2,814,216	69,057
	INDONESIA	35,773.00	61,352	2,814,216	69,057
0302	Fish, fresh or chilled, excluding fish fillets and other fish meat of heading 03.04.	34,894.00	47,375	2,173,091	52,864
030211	Trout (<i>Salmo trutta</i> , <i>Oncorhynchus mykiss</i> , <i>Oncorhynchus clarki</i> , <i>Oncorhynchus aguabonita</i> , <i>Oncorhynchus gilae</i> , <i>Oncorhynchus apache</i> and <i>Oncorhynchus chrysogaster</i>), (excluding livers and roes), fresh or chilled	550.00	1,000	45,870	1,108
	NORWAY	550.00	1,000	45,870	1,108
030232	Yellowfin tunas (<i>Thunnus albacares</i>), (excluding livers and roes), fresh or chilled	9,097.00	18,837	864,053	20,814
	THAILAND	9,097.00	18,837	864,053	20,814
030239	Other tunas (of the genus <i>Thunnus</i>), skipjack or stripe-bellied bonito (<i>Euthynnus (Katsuwonus) pelamis</i>), (excluding livers and roes), fresh or chilled	47.00	438	20,091	486
	JAPAN	47.00	438	20,091	486
030269	Other fish (excluding livers and roes), fresh or chilled	25,200.00	27,100	1,243,077	30,456
	VIETNAM	25,200.00	27,100	1,243,077	30,456
0303	Fish, frozen, excluding fish fillets and other fish meat of heading 03.04.	310,309,938.50	263,297,652	12,077,463,294	280,810,437
030311	Sockeye salmon (red salmon) (<i>Oncorhynchus nerka</i>) (excluding livers and roes), frozen	183.00	277	12,706	291
	UNITED STATES OF AMERICA	183.00	277	12,706	291
030319	Other pacific salmon, n.e.s. (excluding livers and roes), frozen	1,795,137.39	4,068,482	186,621,269	4,469,207
	CHILE	60,209.77	232,980	10,686,793	244,750
	DENMARK	208,421.00	238,804	10,953,939	274,268

TABLE 8 - Continued

PSCC CODE	COMMODITY AND COUNTRY OF ORIGIN	GROSS WEIGHT (GK)	FOB VALUE		CIF
			DOLLARS	PESOS	DOLLARS
	GERMANY	73,450.00	87,101	3,995,323	110,561
	JAPAN	228,177.00	768,987	35,273,434	858,333
	NETHERLANDS	26,082.00	28,566	1,310,322	34,209
	NEW ZEALAND	49,469.00	399,548	18,327,267	456,672
	NORWAY	921,416.12	2,021,551	92,728,544	2,170,426
	PEOPLE'S REPUBLIC OF CHINA	35,450.00	79,000	3,623,730	89,210
	TAIWAN (REP. OF CHINA)	50,212.50	28,845	1,323,120	31,299
	UK OF GREAT BRITAIN AND N. IRELAND	131,250.00	175,600	8,054,772	190,590
	VIETNAM	11,000.00	7,500	344,025	8,889
030321	Trout (<i>Salmo trutta</i> , <i>Oncorhynchus mykiss</i> , <i>Oncorhynchus clarki</i> , <i>Oncorhynchus aguabonita</i> , <i>Oncorhynchus gilae</i> , <i>Oncorhynchus apache</i> and <i>Oncorhynchus chrysogaster</i>), (excluding livers and roes), frozen	395,386.00	1,140,753	52,326,340	1,179,516
	NORWAY	393,966.00	1,138,353	52,216,252	1,177,098
	SINGAPORE	1,420.00	2,400	110,088	2,418
030322	Atlantic salmon (<i>Salmo salar</i>) and Danube salmon (<i>Hucho hucho</i>), (excluding livers and roes), frozen	2,983,541.65	6,110,308	280,279,828	6,478,910
	CHILE	1,121,299.32	3,431,651	157,409,831	3,620,373
	DENMARK	53,000.00	43,964	2,016,629	47,200
	FRANCE	211,587.00	243,835	11,184,711	255,836
	GERMANY	107,000.00	88,547	4,061,651	95,900
	NETHERLANDS	72,071.00	142,284	6,526,567	155,594
	NORWAY	758,548.00	1,486,832	68,200,984	1,583,423
	SINGAPORE	3,590.00	5,373	246,460	5,988
	UK OF GREAT BRITAIN AND N. IRELAND	656,302.00	667,544	30,620,243	714,297
	UNITED STATES OF AMERICA	144.33	278	12,752	299
030329	Other salmonidae (excluding livers and roes), frozen	5,887,348.64	9,210,035	422,464,304	9,610,848
	AUSTRALIA	52,000.00	52,600	2,412,762	55,598
	CHILE	43,479.39	129,998	5,963,008	135,014
	DENMARK	465,216.00	590,851	27,102,335	628,860
	FAEROE ISLANDS	109,816.00	140,962	6,465,927	143,322
	FRANCE	28,000.00	26,500	1,215,555	28,030
	GERMANY	77,420.00	138,838	6,368,499	139,246
	INDONESIA	9,860.00	10,674	489,616	11,902
	JAPAN	1,201.26	658	30,182	677
	MARSHALL ISLANDS, REP. OF	296,685.00	448,475	20,571,548	486,774
	NETHERLANDS	380,871.00	327,936	15,042,424	334,585
	NEW ZEALAND	8,243.00	69,080	3,168,700	73,017
	NORWAY	2,151,374.43	4,586,092	210,364,040	4,746,960
	PEOPLE'S REPUBLIC OF CHINA	316,720.00	104,580	4,797,085	118,153
	POLAND	27,500.00	27,788	1,274,636	32,504
	REPUBLIC OF KOREA	16,579.70	8,437	387,005	9,618
	SINGAPORE	9,203.00	12,152	557,412	12,934
	SWEDEN	22,700.00	32,760	1,502,701	36,165
	TAIWAN (REP. OF CHINA)	128,360.00	92,190	4,228,755	96,912
	THAILAND	119,394.38	267,182	12,255,638	282,154
	UK OF GREAT BRITAIN AND N. IRELAND	1,334,449.00	1,701,611	78,052,897	1,754,352
	UNITED STATES OF AMERICA	133,021.48	212,298	9,738,109	240,870
	VIETNAM	155,255.00	228,373	10,475,470	243,201
030331	Halibut (<i>Reinhardtius hippoglossoides</i> , <i>Hippoglossus hippoglossus</i> , <i>Hippoglossus stenolepis</i>), (excluding livers and roes), frozen	25,965.94	117,543	5,391,698	125,004
	HONG KONG, CHINA	1,391.00	517	23,715	608
	NORWAY	5,696.00	13,153	603,328	13,891
	PEOPLE'S REPUBLIC OF CHINA	7,400.00	30,001	1,376,146	32,298
	SINGAPORE	280.00	200	9,174	205
	UNITED STATES OF AMERICA	11,198.94	73,672	3,379,335	78,002
030339	Other flat fish (<i>Pleuronectidae</i> , <i>Bothidae</i> , <i>Cynoglossidae</i> , <i>Soleidae</i> , <i>Scophthalmidae</i> and <i>Citharidae</i>), (excluding livers and roes), frozen	391,269.14	213,440	9,790,492	246,944
	AUSTRALIA	760.14	8,304	380,904	8,668
	FRANCE	24,249.00	20,736	951,160	24,751
	JAPAN	29,000.00	18,200	834,834	19,846

TABLE 8 - Continued

PSCC CODE	COMMODITY AND COUNTRY OF ORIGIN	GROSS WEIGHT (GK)	FOB VALUE		CIF
			DOLLARS	PESOS	DOLLARS
	NETHERLANDS	54,180.00	46,440	2,130,203	54,569
	PEOPLE'S REPUBLIC OF CHINA	257,880.00	100,800	4,623,696	118,571
	TAIWAN (REP. OF CHINA)	25,200.00	18,960	869,695	20,539
030341	Albacore or longfinned tunas (<i>Thunnus alalunga</i>), (excluding livers and roes), frozen	471,999.00	471,997	21,650,502	537,357
	SINGAPORE	70.00	68	3,119	77
	TAIWAN (REP. OF CHINA)	471,929.00	471,929	21,647,383	537,280
030342	Yellowfin tunas (<i>Thunnus albacares</i>), (excluding livers and roes), frozen	27,538,622.54	35,091,303	1,609,638,068	38,068,436
	AMERICAN SAMOA	26,299.00	34,189	1,568,249	36,181
	INDONESIA	106,172.30	240,440	11,028,983	251,575
	JAPAN	3,577,613.80	4,533,991	207,974,167	5,142,470
	KIRIBATI	999,110.00	1,069,430	49,054,754	1,224,316
	MALAYSIA	10,542.00	9,290	426,132	10,127
	MALDIVES, REP. OF	20,173.00	27,907	1,280,094	28,728
	MARSHALL ISLANDS, REP. OF	549,925.00	609,495	27,957,536	689,055
	MAURITIUS	85,739.87	52,257	2,397,029	59,390
	PAPUA NEW GUINEA	7,981,297.50	10,269,498	471,061,873	10,864,132
	PEOPLE'S REPUBLIC OF CHINA	433,494.00	1,281,444	58,779,836	1,369,450
	REPUBLIC OF KOREA	7,912,007.20	10,650,718	488,548,435	11,398,376
	SOLOMON ISLANDS (BRITISH)	115,333.00	149,933	6,877,427	154,884
	TAIWAN (REP. OF CHINA)	5,279,041.00	5,518,991	253,156,117	6,146,361
	THAILAND	20,270.00	35,976	1,650,219	37,415
	UNITED STATES OF AMERICA	116,430.67	141,369	6,484,596	152,918
	VIETNAM	305,174.20	466,375	21,392,621	503,058
030343	Skipjack or stripe-bellied bonito, (excluding livers and roes), frozen	131,404,470.11	132,336,622	6,070,280,851	139,242,887
	INDONESIA	227,908.00	270,256	12,396,643	270,708
	JAPAN	180,655.00	213,630	9,799,208	232,227
	KIRIBATI	1,348,110.00	1,505,129	69,040,267	1,712,300
	MALAYSIA	27,000.00	15,390	705,939	15,431
	MARSHALL ISLANDS, REP. OF	790,925.00	932,990	42,796,251	1,028,062
	NETHERLANDS	123,099.00	131,790	6,045,207	150,884
	NEW ZEALAND	964,832.01	1,089,210	49,962,063	1,153,750
	PAPUA NEW GUINEA	38,745,261.00	47,538,211	2,180,577,739	49,545,340
	PEOPLE'S REPUBLIC OF CHINA	27,617,610.80	18,205,825	835,101,193	19,334,840
	REPUBLIC OF KOREA	10,954,721.60	12,450,374	571,098,655	13,291,787
	SINGAPORE	6,499,410.00	7,160,495	328,451,906	7,516,521
	TAIWAN (REP. OF CHINA)	35,830,244.00	38,686,065	1,774,529,802	40,508,622
	UNITED STATES OF AMERICA	28,003.00	39,906	1,830,488	42,180
	VIETNAM	8,066,690.70	4,097,351	187,945,490	4,440,235
030344	Bigeye tunas (<i>Thunnus obesus</i>), (excluding livers and roes), frozen	2,394,318.00	2,343,233	107,484,098	2,668,660
	JAPAN	195,620.00	144,483	6,627,435	165,412
	REPUBLIC OF KOREA	5,836.00	4,131	189,489	4,728
	TAIWAN (REP. OF CHINA)	2,192,862.00	2,194,619	100,667,174	2,498,520
030345	Bluefin tunas (<i>Thunnus thynnus</i>), (excluding livers and roes), frozen	223,838.00	198,299	9,095,975	209,646
	REPUBLIC OF KOREA	106,200.00	100,700	4,619,109	101,010
	UNITED STATES OF AMERICA	117,638.00	97,599	4,476,866	108,636
030349	Other tunas (of the genus <i>Thunnus</i>), skipjack or stripe-bellied bonito (<i>Euthynnus (Katsuwonus) pelamis</i>), (excluding livers and roes), frozen	4,064,031.20	3,832,505	175,797,005	4,267,001
	GERMANY	26,500.00	24,690	1,132,530	28,784
	INDIA	10,080.00	14,440	662,363	15,229
	INDONESIA	85,004.00	232,219	10,651,886	246,885
	JAPAN	164,230.00	127,587	5,852,416	141,259
	MARSHALL ISLANDS, REP. OF	74,000.00	115,391	5,292,985	126,093
	NETHERLANDS	55,440.00	47,520	2,179,742	52,949
	NORWAY	21,924.00	24,012	1,101,430	27,992
	PEOPLE'S REPUBLIC OF CHINA	387,774.00	363,918	16,692,919	387,989

TABLE 8 - Continued

PSCC CODE	COMMODITY AND COUNTRY OF ORIGIN	GROSS WEIGHT (GK)	FOB VALUE		CIF
			DOLLARS	PESOS	DOLLARS
	REPUBLIC OF KOREA	2,420,935.00	1,930,620	88,557,539	2,173,121
	TAIWAN (REP. OF CHINA)	538,680.00	634,065	29,084,562	721,353
	THAILAND	33,092.20	64,796	2,972,193	67,628
	UK OF GREAT BRITAIN AND N. IRELAND	52,000.00	51,250	2,350,838	56,938
	VIETNAM	194,372.00	201,997	9,265,602	220,781
030350	Herrings (<i>Clupea harengus</i> , <i>Clupea pallasii</i>), (excluding livers and roes), frozen	270,944.20	201,529	9,244,135	219,748
	CANADA	11,780.00	4,823	221,231	7,344
	FRANCE	609.00	908	41,650	910
	JAPAN	252,792.20	191,678	8,792,270	206,919
	NEW ZEALAND	538.00	504	23,118	534
	NORWAY	829.00	227	10,412	254
	PEOPLE'S REPUBLIC OF CHINA	2,600.00	2,794	128,161	3,173
	SINGAPORE	1,796.00	595	27,293	614
030360	Cod (<i>Gadus morhua</i> , <i>Gadus ogac</i> , <i>Gadus macrocephalus</i>), (excluding livers and roes), frozen	250,385.04	661,628	30,348,877	689,501
	NORWAY	1,650.00	450	20,642	489
	PEOPLE'S REPUBLIC OF CHINA	114,800.00	39,200	1,798,104	42,662
	REPUBLIC OF KOREA	82,600.00	134,110	6,151,626	142,050
	SINGAPORE	9,856.57	40,589	1,861,817	42,379
	UNITED STATES OF AMERICA	41,478.47	447,279	20,516,688	461,921
030371	Sardines (<i>Sardina pilchardus</i> , <i>Sardinopa</i> spp.), sardinella (<i>Sardinella</i> spp.), brisling or spratts (<i>Sprattus sprattus</i>), (excluding livers and roes), frozen	9,193,351.36	4,973,646	228,141,141	5,556,696
	INDIA	651,512.00	314,920	14,445,380	317,457
	JAPAN	852,860.00	641,284	29,415,697	686,191
	MOROCCO	745,785.00	449,997	20,641,362	517,073
	OMAN	396,407.00	132,159	6,062,133	143,413
	PEOPLE'S REPUBLIC OF CHINA	6,546,699.00	3,434,967	157,561,936	3,892,201
	UNITED STATES OF AMERICA	88.36	319	14,633	361
030374	Mackerel (<i>Scomber scombrus</i> , <i>Scomber australasicus</i> , <i>Scomber japonicus</i>), (excluding livers and roes), frozen	116,467,472.73	58,034,205	2,662,028,984	62,687,730
	FRANCE	77,742.00	107,179	4,916,301	124,419
	GERMANY	54,377.00	61,379	2,815,455	63,747
	INDIA	112,200.00	48,500	2,224,695	51,264
	INDONESIA	47,481.34	48,953	2,245,474	52,004
	JAPAN	22,098,847.80	12,672,107	581,269,548	13,570,736
	MALAYSIA	754,500.00	211,072	9,681,873	227,028
	NETHERLANDS	741,475.00	1,174,157	53,858,582	1,277,596
	NEW ZEALAND	1,708,234.00	1,404,106	64,406,342	1,513,927
	NORWAY	288,056.89	454,982	20,870,024	493,046
	PEOPLE'S REPUBLIC OF CHINA	65,842,426.40	28,361,485	1,300,941,317	30,864,358
	REPUBLIC OF KOREA	1,942,652.00	1,580,249	72,486,022	1,692,168
	SAUDI ARABIA	141,000.00	70,125	3,216,634	77,965
	TAIWAN (REP. OF CHINA)	372,707.50	284,658	13,057,262	297,798
	THAILAND	852,543.00	314,069	14,406,345	328,506
	UK OF GREAT BRITAIN AND N. IRELAND	24,200.00	39,936	1,831,864	46,773
	UNITED STATES OF AMERICA	258,056.30	173,739	7,969,408	190,218
	VIETNAM	21,150,973.50	11,027,509	505,831,838	11,816,177
030375	Dogfish and other sharks (excluding livers and roes), frozen	55,564.20	54,677	2,508,034	66,883
	AUSTRALIA	44,875.20	44,059	2,020,986	55,324
	SINGAPORE	10,689.00	10,618	487,048	11,559
030376	Eels (<i>Anguilla</i> spp.) (excluding livers and roes), frozen	3,011.00	6,703	307,467	6,990
	HONG KONG, CHINA	1,350.00	663	30,412	780
	PEOPLE'S REPUBLIC OF CHINA	1,661.00	6,040	277,055	6,210
030377	Sea bass (<i>Dicentrarchus labrax</i> , <i>Dicentrarchus punctatus</i>), (excluding livers and roes), frozen	65,763.08	269,493	12,361,644	279,979
	CHILE	2,849.00	8,152	373,932	8,168
	NORWAY	6,188.00	11,000	504,570	11,643

TABLE 8 - Continued

PSCC CODE	COMMODITY AND COUNTRY OF ORIGIN	GROSS WEIGHT (GK)	FOB VALUE		CIF
			DOLLARS	PESOS	DOLLARS
	PEOPLE'S REPUBLIC OF CHINA	26,000.00	90,600	4,155,822	95,762
	SINGAPORE	23,578.20	19,103	876,255	20,457
	UNITED STATES OF AMERICA	7,147.88	140,638	6,451,065	143,949
030378	Hake (Merluccius spp., Urophycis spp.), (excluding livers and roes), frozen	89,941.00	213,731	9,803,841	241,562
	REPUBLIC OF KOREA	89,941.00	213,731	9,803,841	241,562
030379	Other fish (excluding livers and roes), frozen	6,210,588.71	3,628,256	166,428,102	3,825,491
	ARGENTINA	25,929.00	49,323	2,262,446	49,323
	AUSTRALIA	18,852.00	18,451	846,347	22,964
	HONG KONG, CHINA	2,300.00	720	33,026	847
	INDONESIA	5,079.92	22,877	1,049,368	23,788
	JAPAN	680,540.80	432,975	19,860,563	453,524
	NEW ZEALAND	38,639.16	134,406	6,165,203	140,679
	PEOPLE'S REPUBLIC OF CHINA	4,380,768.50	2,351,009	107,840,783	2,474,590
	REPUBLIC OF KOREA	174.00	218	10,000	250
	TAIWAN (REP. OF CHINA)	726,967.00	386,117	17,711,187	410,532
	UNITED STATES OF AMERICA	109.33	178	8,165	186
	URUGUAY	24,780.00	49,451	2,268,317	49,451
	VIETNAM	306,449.00	182,531	8,372,697	199,357
030380	Livers and roes, frozen	126,806.57	118,987	5,457,933	131,150
	INDONESIA	8,250.70	33,720	1,546,736	35,782
	JAPAN	368.84	386	17,706	410
	NORWAY	888.00	2,200	100,914	2,313
	PEOPLE'S REPUBLIC OF CHINA	111,246.00	72,128	3,308,511	80,986
	SINGAPORE	1,653.03	4,553	208,846	4,827
	TAIWAN (REP. OF CHINA)	4,400.00	6,000	275,220	6,832
0304	Fish fillets and other fish meat (whether or not minced), fresh, chilled or frozen.	35,411,578.26	40,547,838	1,859,929,331	42,693,035
030410	Fish fillets, fresh or chilled	868,261.00	1,159,976	53,208,100	1,209,593
	PEOPLE'S REPUBLIC OF CHINA	338,940.00	373,240	17,120,519	401,279
	REPUBLIC OF KOREA	1,815.00	495	22,706	510
	VIETNAM	527,506.00	786,241	36,064,875	807,804
030420	Fish fillets, frozen	21,239,806.48	29,491,807	1,352,789,188	30,981,657
	AFGHANISTAN	26,376.00	24,051	1,103,219	31,011
	AUSTRALIA	8,142.30	8,000	366,960	11,237
	DENMARK	26,000.00	28,250	1,295,828	29,628
	ECUADOR	41,642.30	23,083	1,058,817	23,734
	FRANCE	537.60	581	26,650	651
	INDONESIA	198,995.32	341,487	15,664,008	353,617
	JAPAN	2,737.32	3,826	175,499	4,328
	LITHUANIA	26,145.00	23,245	1,066,248	24,142
	MALAYSIA	25,091.00	31,022	1,422,979	32,642
	MALDIVES, REP. OF	9,578.62	23,740	1,088,954	24,410
	MARSHALL ISLANDS, REP. OF	50,000.00	78,534	3,602,355	86,189
	MAURITIUS	68,903.70	37,373	1,714,300	41,515
	NETHERLANDS	27,720.00	21,120	968,774	25,980
	NORWAY	193,011.11	363,364	16,667,507	374,441
	PEOPLE'S REPUBLIC OF CHINA	822,612.00	1,399,946	64,215,523	1,486,441
	REPUBLIC OF KOREA	491,654.10	251,001	11,513,416	280,523
	SINGAPORE	15,706.87	48,902	2,243,135	55,665
	SOLOMON ISLANDS (BRITISH)	20,872.00	27,134	1,244,637	28,784
	TAIWAN (REP. OF CHINA)	167,665.00	201,436	9,239,869	214,042
	THAILAND	189,252.70	339,076	15,553,416	365,590
	UNITED STATES OF AMERICA	23,797.64	34,526	1,583,708	35,821
	VENEZUELA	52,800.00	74,760	3,429,241	82,287
	VIETNAM	18,750,565.90	26,107,350	1,197,544,145	27,368,979
030490	Other fish meat (whether or not minced), fresh, chilled or frozen	13,303,510.78	9,896,055	453,932,043	10,501,785
	AUSTRALIA	107,917.60	106,018	4,863,046	114,843
	DENMARK	53,454.00	74,167	3,402,040	80,460
	GERMANY	26,500.00	18,486	847,953	19,104

TABLE 8 - Continued

PSCC CODE	COMMODITY AND COUNTRY OF ORIGIN	GROSS WEIGHT (GK)	FOB VALUE		CIF
			DOLLARS	PESOS	DOLLARS
	INDONESIA	97,725.71	176,987	8,118,394	185,210
	JAPAN	9,599.74	3,784	173,572	3,891
	MALAYSIA	255,900.50	807,472	37,038,741	861,865
	MARSHALL ISLANDS, REP. OF	46,074.97	71,468	3,278,237	74,327
	NETHERLANDS	83,160.00	63,360	2,906,323	73,945
	NORWAY	110.00	400	18,348	443
	PEOPLE'S REPUBLIC OF CHINA	11,000,391.00	6,194,481	284,140,843	6,520,126
	REPUBLIC OF KOREA	205,622.70	304,408	13,963,195	330,703
	SINGAPORE	37,186.53	25,889	1,187,528	27,872
	TAIWAN (REP. OF CHINA)	6,862.00	2,000	91,740	2,121
	THAILAND	47,455.00	94,022	4,312,789	101,851
	UK OF GREAT BRITAIN AND N. IRELAND	79,000.00	70,000	3,210,900	70,250
	UNITED STATES OF AMERICA	27,053.03	117,625	5,395,459	121,471
	VIETNAM	1,219,498.00	1,765,488	80,982,935	1,913,303
0305	Fish, dried, salted or in brine; smoked fish, whether or not cooked before or during the smoking process; flours, meals and pellets of fish, fit for human consumption.	276,879.24	453,459	20,800,164	480,039
030510	Fish flours, meals and pellets of fish, fit for human consumption	12,135.00	244,747	11,226,545	258,987
	NORWAY	12,135.00	244,747	11,226,545	258,987
030520	Livers and roes, dried, smoked, salted or in brine	32,288.00	34,650	1,589,396	36,833
	PEOPLE'S REPUBLIC OF CHINA	32,288.00	34,650	1,589,396	36,833
030530	Fish fillets, dried, salted or in brine, but not smoked	130.64	60	2,752	62
	UNITED STATES OF AMERICA	130.64	60	2,752	62
030541	Pacific salmon (<i>Oncorhynchus nerka</i> , <i>Oncorhynchus gorbusha</i> , <i>Oncorhynchus keta</i> , <i>Oncorhynchus tshawytscha</i> , <i>Oncorhynchus kisutch</i> , <i>Oncorhynchus masou</i> and <i>Oncorhynchus rhodurus</i>), Atlantic salmon (<i>Salmo salar</i>) and Danube salmon (<i>Hucho hucho</i>), (including fillets), smoked	8,563.56	57,467	2,636,011	61,146
	NORWAY	3,807.00	49,684	2,279,005	52,516
	SINGAPORE	4,612.56	7,505	344,254	8,311
	UNITED STATES OF AMERICA	144.00	278	12,752	319
030542	Herrings (<i>Clupea harengus</i> , <i>Clupea pallasii</i>), (including fillets), fresh or chilled	342.00	960	44,035	964
	SWITZERLAND	342.00	960	44,035	964
030549	Other smoked fish (including fillets)	8,799.46	27,351	1,254,590	29,436
	CANADA	6,848.00	11,168	512,276	11,691
	JAPAN	336.00	3,650	167,426	3,766
	REPUBLIC OF KOREA	956.00	1,662	76,236	1,666
	SINGAPORE	548.46	10,566	484,662	11,963
	UK OF GREAT BRITAIN AND N. IRELAND	111.00	305	13,990	350
030559	Other dried fish (whether or not salted but not smoked)	51,600.25	36,868	1,691,136	38,463
	JAPAN	26,288.25	15,861	727,544	16,427
	PEOPLE'S REPUBLIC OF CHINA	3,672.00	13,600	623,832	14,247
	REPUBLIC OF KOREA	21,640.00	7,407	339,760	7,789
030562	Cod (<i>Gadus morhua</i> , <i>Gadus ogac</i> , <i>Gadus macrocephalus</i>), salted but not dried or smoked and fish in brine	1,650.00	2,100	96,327	2,198
	NORWAY	660.00	900	41,283	984
	SINGAPORE	990.00	1,200	55,044	1,214
030563	Anchovies (<i>Engraulis</i> spp.)	133.00	1,015	46,558	1,019
	SWITZERLAND	133.00	1,015	46,558	1,019
030569	Other fish, salted but not dried or smoked and fish in brine	161,237.33	48,241	2,212,814	50,931
	PEOPLE'S REPUBLIC OF CHINA	158,481.00	39,575	1,815,305	41,950

TABLE 8 - Continued

PSCC CODE	COMMODITY AND COUNTRY OF ORIGIN	GROSS WEIGHT (GK)	FOB VALUE		CIF
			DOLLARS	PESOS	DOLLARS
	REPUBLIC OF KOREA	1,761.03	667	30,595	694
	UNITED STATES OF AMERICA	995.30	7,999	366,914	8,287
0306	Crustaceans, whether in shell or not, live, fresh, chilled, frozen, dried, salted or in brine; crustaceans, in shell, cooked by steaming or by boiling in water, whether or not chilled, frozen, dried, salted or in brine; flours, meals and pellets of crustaceans, fit for human consumption.	2,991,242.82	13,417,661	615,468,112	13,922,265
030611	Rock lobster and other sea crawfish (<i>Palinurus</i> spp., <i>Panulirus</i> spp., <i>Jarus</i> spp.), frozen	7,080.00	26,000	1,192,620	27,006
	PEOPLE'S REPUBLIC OF CHINA	7,080.00	26,000	1,192,620	27,006
030612	Lobsters (<i>Homarus</i> spp.), frozen	11,423.60	71,080	3,260,440	72,100
	FRANCE	2,731.60	2,414	110,730	2,559
	SINGAPORE	605.00	257	11,789	319
	UNITED STATES OF AMERICA	8,087.00	68,409	3,137,921	69,222
030613	Shrimps and prawns, frozen	2,873,497.57	12,665,357	580,959,926	13,141,553
	INDONESIA	156,309.26	908,455	41,670,831	952,856
	MYANMAR, UNION OF (BURMA)	16,500.00	18,900	866,943	19,674
	PEOPLE'S REPUBLIC OF CHINA	1,413,226.11	4,167,774	191,175,793	4,312,558
	SINGAPORE	1,840.00	23,107	1,059,918	26,315
	UNITED STATES OF AMERICA	10,730.49	45,257	2,075,939	51,462
	VIETNAM	1,274,891.71	7,501,864	344,110,502	7,778,688
030614	Crabs, frozen	17,215.37	68,759	3,153,976	71,971
	INDONESIA	2,044.00	23,625	1,083,679	24,291
	REPUBLIC OF KOREA	9,100.00	8,400	385,308	9,576
	SINGAPORE	3,350.00	12,334	565,761	12,908
	UNITED STATES OF AMERICA	2,721.37	24,400	1,119,228	25,196
030619	Other crustaceans (whether in shell or not), n.e.s., frozen, including flours, meals and pellets of crustaceans, fit for human consumption	27,091.28	140,681	6,453,037	154,356
	INDONESIA	16,343.40	54,910	2,518,722	59,638
	NORWAY	1,260.00	3,293	151,050	3,536
	THAILAND	63.00	989	45,365	5,545
	UNITED STATES OF AMERICA	62.58	228	10,458	247
	VIETNAM	9,362.30	81,261	3,727,442	85,390
030623	Shrimps and prawns, other than frozen	38,400.00	32,640	1,497,197	34,444
	PEOPLE'S REPUBLIC OF CHINA	38,400.00	32,640	1,497,197	34,444
030624	Crabs, other than frozen	1,440.00	34,300	1,573,341	34,972
	THAILAND	1,440.00	34,300	1,573,341	34,972
030629	Other crustaceans (whether in shell or not), n.e.s., other than frozen, including flours, meals and pellets of crustaceans, fit for human consumption	15,095.00	378,844	17,377,575	385,863
	INDONESIA	15.00	403	18,486	403
	NORWAY	1,100.00	1,500	68,805	1,639
	PEOPLE'S REPUBLIC OF CHINA	13,560.00	376,491	17,269,642	383,359
	SINGAPORE	420.00	450	20,642	462
0307	Molluscs, whether in shell or not, live, fresh, chilled, frozen, dried, salted or in brine; aquatic invertebrates other than crustaceans and molluscs, live, fresh, chilled, frozen, dried, salted or in brine; flours, meals and pellets of aquatic invertebrates other than crustaceans, fit for human consumption.	42,998,742.24	35,586,997	1,632,375,552	37,882,928
030710	Oysters, live, fresh, chilled, frozen, dried, salted or in brine	5,924.47	12,483	572,595	12,845
	FRANCE	2,843.00	2,508	115,042	2,596
	JAPAN	550.00	8,606	394,757	8,637

TABLE 8 - Continued

PSCC CODE	COMMODITY AND COUNTRY OF ORIGIN	GROSS WEIGHT (GK)	FOB VALUE		CIF
			DOLLARS	PESOS	DOLLARS
	REPUBLIC OF KOREA	2,531.47	1,369	62,796	1,612
030721	Scallops (including queen scallops, of the genera Pecten, Chlamys or Placopecten), live, fresh or chilled	3,427.00	10,800	495,396	11,229
	NORWAY	3,427.00	10,800	495,396	11,229
030729	Scallops (including queen scallops, of the genera Pecten, Chlamys or Placopecten), frozen, dried, salted or in brine	217,272.19	1,179,085	54,084,630	1,228,663
	CHILE	12,645.23	21,678	994,370	22,282
	FRANCE	520.00	500	22,935	530
	HONG KONG, CHINA	21,654.00	7,030	322,467	7,309
	JAPAN	5,827.00	5,538	254,028	5,975
	NORWAY	1,713.00	5,200	238,524	5,599
	PEOPLE'S REPUBLIC OF CHINA	13,200.00	21,500	986,205	22,430
	REPUBLIC OF KOREA	12,669.00	20,002	917,492	20,549
	SINGAPORE	14,871.64	27,297	1,252,113	28,442
	SOUTH AFRICA, REP. OF	53.00	1,050	48,164	1,110
	SWITZERLAND	316.80	900	41,283	925
	THAILAND	22,950.00	21,600	990,792	21,638
	UNITED STATES OF AMERICA	110,852.52	1,046,790	48,016,257	1,091,874
030739	Mussels (Mytilus spp., Perna spp.), frozen, dried, salted or in brine	309,414.27	1,008,222	46,247,142	1,062,401
	AUSTRALIA	18.15	127	5,825	135
	CHILE	154,177.51	247,961	11,373,971	267,392
	NEW ZEALAND	121,594.00	714,498	32,774,023	747,290
	NORWAY	5,565.27	6,228	285,678	6,621
	PEOPLE'S REPUBLIC OF CHINA	6,592.00	11,900	545,853	12,276
	SINGAPORE	12,980.34	12,780	586,219	13,468
	UNITED STATES OF AMERICA	8,487.00	14,728	675,573	15,219
030749	Cuttle fish (Sepia officinalis, Rossia macrosoma, Sepiolo spp.) and squid (Ommastrephes spp., Loligo spp., Nototodaruss spp., Sepioteuthis spp.), frozen, dried, salted or in brine	42,329,889.25	33,225,238	1,524,041,667	35,408,117
	ARGENTINA	25,850.00	30,360	1,392,613	32,167
	CHILE	4,722,247.00	4,076,896	187,007,220	4,362,715
	FRANCE	689.50	456	20,917	487
	INDIA	47,300.00	39,600	1,816,452	41,272
	NEW ZEALAND	4,586.00	7,258	332,924	7,359
	PEOPLE'S REPUBLIC OF CHINA	27,793,660.66	19,510,593	894,950,901	20,763,844
	PERU	736,485.00	552,100	25,324,827	595,993
	REPUBLIC OF KOREA	929,097.33	715,104	32,801,820	738,834
	SPAIN	26,740.00	25,206	1,156,199	25,260
	TAIWAN (REP. OF CHINA)	196,110.00	220,594	10,118,647	224,436
	UNITED STATES OF AMERICA	7,726,502.76	7,776,806	356,722,091	8,342,580
	VIETNAM	120,621.00	270,265	12,397,056	273,170
030759	Octopus (Octopus spp.), frozen, dried, salted or in brine	43,918.06	61,500	2,821,005	64,003
	JAPAN	3,260.54	6,575	301,595	6,826
	PEOPLE'S REPUBLIC OF CHINA	18,150.00	27,957	1,282,388	28,952
	REPUBLIC OF KOREA	1,267.52	924	42,384	958
	SINGAPORE	630.00	163	7,477	167
	TAIWAN (REP. OF CHINA)	5,671.00	6,581	301,870	7,055
	UNITED STATES OF AMERICA	14,939.00	19,300	885,291	20,045
030760	Snails, other than sea snails, live, fresh, chilled, frozen, dried, salted or in brine	16,451.00	14,840	680,711	15,885
	HONG KONG, CHINA	14,302.00	11,881	544,981	12,558
	JAPAN	2,149.00	2,959	135,730	3,327
030799	Other mollusks (whether in shell or not), n.e.s., frozen, dried, salted or in brine, including fours, meals and pellets of aquatic invertebrates other than crustaceans, fit for human consumption	72,446.00	74,829	3,432,406	79,785
	AUSTRALIA	146.00	404	18,531	448
	HONG KONG, CHINA	75.00	50	2,294	53
	NEW ZEALAND	2,150.00	9,683	444,159	9,956

TABLE 8 - Continued

PSC CODE	COMMODITY AND COUNTRY OF ORIGIN	GROSS WEIGHT (GK)	FOB VALUE		CIF
			DOLLARS	PESOS	DOLLARS
	PEOPLE'S REPUBLIC OF CHINA	43,680.00	21,000	963,270	21,959
	REPUBLIC OF KOREA	7,999.00	12,420	569,705	14,130
	SINGAPORE	7,407.00	10,488	481,085	12,073
	VIETNAM	10,989.00	20,784	953,362	21,166
04	Dairy produce; birds' eggs; natural honey; edible products of animal origin, not elsewhere specified or included	412,891,847.19	813,161,792	37,299,731,400	841,147,040
0401	Milk and cream, not concentrated nor containing added sugar or other sweetening matter.	56,665,929.41	48,043,972	2,203,776,995	50,487,479
040110	Milk and cream of a fat content, by weight, not exceeding 1%, not concentrated nor containing added sugar or other sweetening matter	10,990,449.47	8,155,537	374,094,483	8,597,992
	ARGENTINA	64,635.00	24,663	1,131,292	25,300
	AUSTRALIA	1,631,317.28	1,270,761	58,289,807	1,318,892
	DENMARK	75.00	294	13,486	312
	FRANCE	1,010,075.12	622,679	28,562,286	674,912
	GERMANY	703,339.89	347,770	15,952,210	371,687
	GUAM	137,901.07	116,358	5,337,341	121,862
	INDONESIA	6,686.80	37,410	1,715,997	47,679
	ITALY	21,080.00	14,817	679,656	15,235
	MALAYSIA	13,300.00	13,094	600,622	13,318
	NEW ZEALAND	6,558,644.76	5,115,714	234,657,801	5,352,084
	UNITED STATES OF AMERICA	119,794.55	160,277	7,351,906	168,878
	URUGUAY	723,600.00	431,700	19,802,079	487,833
040120	Milk and cream of a fat content, by weight, exceeding 1% but not exceeding 6%, not concentrated nor containing added sugar or other sweetening matter	43,527,736.43	36,080,192	1,654,998,405	37,895,999
	ARGENTINA	147,853.22	56,348	2,584,683	59,717
	AUSTRALIA	4,752,669.21	3,323,681	152,457,247	3,462,462
	BRAZIL	2,860,604.60	4,455,761	204,385,757	4,629,294
	DENMARK	203,411.28	155,504	7,132,968	167,190
	FRANCE	1,881,945.81	1,736,085	79,634,219	1,850,072
	GERMANY	2,672,385.76	1,402,807	64,346,757	1,487,301
	INDIA	47,905.00	34,766	1,594,716	37,263
	INDONESIA	1,156,201.11	995,137	45,646,934	1,038,836
	MALAYSIA	12,103.00	10,341	474,342	10,925
	NEW ZEALAND	21,814,577.78	17,047,866	781,985,613	17,969,593
	REPUBLIC OF KOREA	50,008.50	31,311	1,436,236	33,548
	SINGAPORE	163,427.00	92,304	4,233,984	97,938
	SLOVAK REPUBLIC (SLOVAKIA)	18,176.00	15,200	697,224	17,308
	SWITZERLAND	2,880.00	1,875	86,006	2,171
	THAILAND	5,894,987.00	5,511,368	252,806,450	5,733,159
	UK OF GREAT BRITAIN AND N. IRELAND	20,475.00	8,281	379,849	8,508
	UNITED STATES OF AMERICA	188,646.16	238,117	10,922,427	252,137
	URUGUAY	1,639,480.00	963,440	44,192,993	1,038,577
040130	Milk and cream of a fat content, by weight, exceeding 6%, not concentrated nor containing added sugar or other sweetening matter	2,147,743.51	3,808,243	174,684,107	3,993,488
	AUSTRALIA	188,932.35	518,000	23,760,660	532,344
	DENMARK	27,170.64	25,853	1,185,877	29,993
	FRANCE	674,335.90	1,365,045	62,614,614	1,430,106
	GERMANY	144,089.31	217,423	9,973,193	224,378
	INDONESIA	3,228.00	9,879	453,150	10,417
	IRELAND	31,590.00	31,365	1,438,713	35,523
	NETHERLANDS	2,739.00	5,144	235,955	5,920
	NEW ZEALAND	536,708.44	1,359,371	62,354,348	1,404,506
	SINGAPORE	18,241.64	45,541	2,088,966	48,754
	SWITZERLAND	57,483.88	37,236	1,708,015	40,630
	UK OF GREAT BRITAIN AND N. IRELAND	461,268.35	182,436	8,368,339	219,888
	VIRGIN ISLANDS (U.S.)	1,956.00	10,950	502,277	11,029
0402	Milk and cream, concentrated or containing added sugar or other sweetening matter.	188,903,124.71	413,746,216	18,978,538,930	425,933,559

TABLE 8 - Continued

PSCC CODE	COMMODITY AND COUNTRY OF ORIGIN	GROSS WEIGHT (GK)	FOB VALUE		CIF DOLLARS
			DOLLARS	PESOS	
040210	Milk and cream, in powder, granules or other solid forms, of a fat content, by weight, not exceeding 1.5%, concentrated or containing added sugar or other sweetening matter	141,939,568.66	333,834,926	15,313,008,052	343,287,170
	AUSTRALIA	14,538,622.44	37,310,077	1,711,413,231	38,023,754
	BELGIUM	4,334,114.00	10,751,877	493,188,598	10,957,883
	CANADA	5,857,669.60	6,646,211	304,861,698	6,931,095
	CZECH REPUBLIC (CZECHOSLOVAKIA)	162,240.00	401,804	18,430,749	416,349
	DENMARK	45,135.00	200,407	9,192,669	208,532
	FINLAND	151.00	955	43,806	994
	FRANCE	5,187,635.57	11,659,853	534,837,457	11,945,818
	GERMANY	7,555,302.00	17,353,115	795,987,385	17,734,622
	IRELAND	1,114,364.00	2,853,104	130,871,880	2,904,624
	JAPAN	35,369.40	27,261	1,250,462	29,551
	MALAYSIA	314,498.84	711,441	32,633,799	714,325
	NETHERLANDS	7,391,146.60	18,110,906	830,747,258	18,520,040
	NEW ZEALAND	31,308,792.85	80,650,040	3,699,417,335	83,759,097
	POLAND	2,902,060.60	8,142,343	373,489,273	8,336,455
	SINGAPORE	2,192,599.20	3,834,277	175,878,286	3,977,489
	SWEDEN	181,331.00	678,205	31,109,263	678,644
	THAILAND	40,667.00	47,197	2,164,926	48,959
	UK OF GREAT BRITAIN AND N. IRELAND	329,184.00	912,225	41,843,761	914,243
	UKRAINE (UKRAINIAN S.S.R.)	279,400.00	270,884	12,425,449	287,605
	UNITED STATES OF AMERICA	58,169,285.56	133,272,744	6,113,220,767	136,897,091
040221	Milk and cream, in powder, granules or other solid forms, of a fat content, by weight, exceeding 1.5%, concentrated, not containing added sugar or other sweetening matter	23,485,261.98	59,712,193	2,738,998,294	61,453,086
	AUSTRALIA	642,916.63	1,428,827	65,540,294	1,464,072
	CANADA	2,232,663.00	2,097,552	96,214,710	2,277,264
	DENMARK	1,712.00	17,732	813,367	18,005
	GERMANY	554,004.00	1,796,859	82,421,922	1,809,119
	GUAM	38,807.31	17,319	794,423	18,061
	ITALY	541.00	898	41,191	938
	MALAYSIA	2,382,273.00	6,751,851	309,707,406	6,961,564
	NETHERLANDS	390,720.00	221,071	10,140,527	239,244
	NEW ZEALAND	14,934,898.80	43,783,045	2,008,328,274	44,922,190
	PEOPLE'S REPUBLIC OF CHINA	25,400.00	27,500	1,261,425	29,606
	SINGAPORE	1,590,843.40	2,124,229	97,438,385	2,204,864
	SWEDEN	381.00	2,190	100,455	2,303
	TAIWAN (REP. OF CHINA)	8,058.00	14,194	651,079	16,260
	UKRAINE (UKRAINIAN S.S.R.)	76,200.00	57,525	2,638,672	62,275
	UNITED STATES OF AMERICA	605,843.84	1,371,401	62,906,164	1,427,321
040229	Milk and cream, in powder, granules or other solid forms, of a fat content, by weight, exceeding 1.5%, concentrated, other than 040221	980,540.50	2,264,993	103,895,230	2,341,654
	AUSTRALIA	80,057.50	129,016	5,917,964	132,266
	DENMARK	20,320.00	105,671	4,847,129	110,237
	GERMANY	40,364.00	253,176	11,613,183	259,619
	MALAYSIA	48,636.00	114,388	5,246,978	114,710
	TAIWAN (REP. OF CHINA)	3,000.00	3,000	137,610	3,120
	UNITED STATES OF AMERICA	788,163.00	1,659,742	76,132,366	1,721,702
040291	Milk and cream, in powder, granules or other solid forms, of a fat content, by weight, other than 040210 and 040221, concentrated, not containing added sugar or other sweetening matter	1,455,113.83	2,446,020	112,198,938	2,571,017
	AUSTRALIA	279.00	744	34,127	827
	CANADA	25,080.00	33,030	1,515,086	33,030
	DENMARK	81,692.00	254,803	11,687,814	268,430
	FRANCE	557,752.21	905,295	41,525,882	936,775
	GERMANY	43,616.00	84,875	3,893,216	89,833
	ITALY	132,998.40	121,621	5,578,755	129,996
	MALAYSIA	43,873.70	43,049	1,974,658	47,024
	NETHERLANDS	4,627.00	10,797	495,258	10,812
	NEW ZEALAND	282,472.86	698,139	32,023,636	737,241
	REPUBLIC OF KOREA	16,896.00	38,283	1,756,041	40,977
	SINGAPORE	93,043.80	133,225	6,111,031	141,424
	SWITZERLAND	6,750.00	7,264	333,200	7,734

TABLE 8 - Continued

PSCC CODE	COMMODITY AND COUNTRY OF ORIGIN	GROSS WEIGHT (GK)	FOB VALUE		CIF
			DOLLARS	PESOS	DOLLARS
	TAIWAN (REP. OF CHINA)	210.00	81	3,715	95
	THAILAND	1,203.26	1,262	57,888	1,334
	UK OF GREAT BRITAIN AND N. IRELAND	22,277.40	7,248	332,466	10,766
	UNITED STATES OF AMERICA	14,816.10	23,493	1,077,624	26,743
	VIETNAM	127,526.10	82,811	3,798,541	87,976
040299	Milk and cream, in powder, granules or other solid forms, of a fat content, by weight, other than 040210 and 040221, concentrated, other than 040291	21,042,639.74	15,488,084	710,438,416	16,280,632
	AUSTRALIA	136,503.29	133,533	6,125,159	139,413
	BELGIUM	145.00	172	7,890	1,119
	DENMARK	50,514.60	236,115	10,830,595	242,491
	EGYPT ARAB REPUBLIC	5,223.60	7,492	343,658	7,799
	FRANCE	2,671.00	14,241	653,234	14,895
	GERMANY	500.00	1,633	74,906	1,801
	INDONESIA	2,697.57	2,813	129,032	2,892
	MALAYSIA	12,821,746.00	9,005,318	413,073,937	9,545,400
	NEW ZEALAND	85,209.70	269,863	12,378,616	278,112
	PEOPLE'S REPUBLIC OF CHINA	25,228.80	6,900	316,503	7,875
	REPUBLIC OF KOREA	3,376.00	8,487	389,299	8,899
	SINGAPORE	294,628.00	294,984	13,530,917	301,514
	SWITZERLAND	1,015.00	2,054	94,217	2,373
	TAIWAN (REP. OF CHINA)	9,117.00	3,074	141,004	3,235
	THAILAND	1,960,762.00	781,492	35,847,039	823,446
	UNITED STATES OF AMERICA	54,745.26	87,460	4,011,791	92,377
	VIETNAM	5,588,556.92	4,632,453	212,490,619	4,806,991
0403	Buttermilk, curdled milk and cream, yogurt, kephir and other fermented or acidified milk and cream, whether or not concentrated or containing added sugar or other sweetening matter or flavoured or containing added fruit, nuts or cocoa.	53,044,646.91	85,709,610	3,931,499,809	88,804,921
040310	Yogurt, whether or not concentrated or containing added sugar or other sweetening matter or flavoured or containing added fruit, nuts or cocoa; liquid yogurt	25,524,518.53	23,980,135	1,099,968,788	25,025,797
	AUSTRALIA	212,711.44	581,775	26,686,019	619,764
	FRANCE	418,558.08	553,956	25,409,961	575,753
	GERMANY	45,454.30	86,536	3,969,407	93,075
	INDONESIA	19,168.80	31,358	1,438,391	33,994
	ITALY	19,843.00	19,451	892,217	21,112
	JAPAN	5,690.00	2,300	105,501	2,364
	MALAYSIA	392,861.00	403,152	18,492,582	414,236
	NETHERLANDS	2,680.00	3,620	166,049	3,794
	NEW ZEALAND	132,288.00	193,758	8,887,679	207,046
	REPUBLIC OF KOREA	21,423.06	35,975	1,650,173	36,840
	SPAIN	736,246.00	926,197	42,484,656	972,157
	SWEDEN	37,982.00	51,927	2,381,891	58,159
	SWITZERLAND	95,333.60	118,587	5,439,586	129,895
	TAIWAN (REP. OF CHINA)	12,809.56	11,074	507,964	11,413
	THAILAND	23,331,524.60	20,934,479	960,264,551	21,818,838
	UNITED STATES OF AMERICA	39,945.09	25,990	1,192,161	27,357
040390	Buttermilk, curdled milk and cream, kephir and other fermented or acidified milk and cream, whether or not concentrated or containing added sugar or other sweetening matter or flavoured or containing added fruit, nuts or cocoa	27,520,128.38	61,729,475	2,831,531,021	63,779,124
	AUSTRALIA	4,485,251.15	9,171,555	420,699,227	9,379,073
	BELGIUM	556,600.00	1,022,493	46,901,754	1,059,908
	CANADA	545,111.00	1,285,967	58,987,306	1,296,343
	CZECH REPUBLIC (CZECHOSLOVAKIA)	271,232.00	676,625	31,036,789	710,366
	DENMARK	135,701.04	284,981	13,072,079	296,856
	FRANCE	417,542.37	532,036	24,404,491	547,617
	GERMANY	637,072.55	1,588,399	72,859,862	1,666,161
	HONG KONG, CHINA	622.00	650	29,816	692
	INDIA	6,051.83	3,696	169,535	4,003
	INDONESIA	14,143.98	125,045	5,735,814	136,540
	IRELAND	101,244.00	190,588	8,742,272	201,724
	ISRAEL	91,750.00	130,200	5,972,274	139,244
	ITALY	2,726.00	8,596	394,298	8,712
	MALAYSIA	6,465.00	15,229	698,554	18,447

TABLE 8 - Continued

PSCC CODE	COMMODITY AND COUNTRY OF ORIGIN	GROSS WEIGHT (GK)	FOB VALUE		CIF DOLLARS
			DOLLARS	PESOS	
	NETHERLANDS	1,746,840.00	3,416,323	156,706,736	3,513,711
	NEW ZEALAND	12,204,270.09	31,654,668	1,451,999,622	32,705,423
	POLAND	1,068,832.00	2,283,579	104,747,769	2,333,817
	PORTUGAL	111,760.00	228,910	10,500,102	240,897
	RUSSIAN FEDERATION	25,340.00	38,125	1,748,794	39,167
	SINGAPORE	1,320,376.60	1,935,301	88,772,258	2,015,962
	SPAIN	24,536.00	34,019	1,560,452	36,673
	SWITZERLAND	5,000.00	3,125	143,344	3,213
	THAILAND	47,680.72	57,574	2,640,920	59,749
	UNITED STATES OF AMERICA	3,440,580.05	6,412,141	294,124,907	6,729,729
	URUGUAY	253,400.00	629,650	28,882,046	635,097
0404	Whey, whether or not concentrated or containing added sugar or other sweetening matter; products consisting of natural milk constituents, whether or not containing added sugar or other sweetening matter, not elsewhere specified or included.	57,541,145.42	69,453,239	3,185,820,073	72,464,905
040410	Whey and modified whey, whether or not concentrated or containing added sugar or other sweetening matter	55,455,706.37	61,896,607	2,839,197,363	64,804,683
	ARGENTINA	618,450.00	1,158,439	53,137,597	1,211,644
	AUSTRALIA	1,630,044.30	1,964,074	90,092,075	2,052,680
	BELARUS (BYELORUSSIAN S.S.R.)	508,800.00	263,950	12,107,387	280,814
	BELGIUM	241,560.00	558,594	25,622,707	583,974
	CANADA	3,381,891.51	2,228,994	102,243,955	2,403,649
	CZECH REPUBLIC (CZECHOSLOVAKIA)	1,319,010.00	1,670,693	76,634,688	1,764,575
	DENMARK	264,567.61	304,885	13,985,075	318,717
	FINLAND	607,200.00	1,041,441	47,770,898	1,098,161
	FRANCE	3,493,427.00	7,608,946	349,022,353	7,817,891
	GERMANY	542,916.46	573,897	26,324,656	602,857
	IRELAND	2,086.00	19,395	889,649	21,242
	MALAYSIA	81,600.00	594,400	27,265,128	612,113
	MEXICO	666,500.00	1,777,943	81,554,245	1,818,039
	NETHERLANDS	5,031,821.80	6,307,214	289,311,906	6,559,379
	NEW ZEALAND	160,433.52	201,478	9,241,795	210,237
	NORWAY	1,116,099.00	684,829	31,413,106	759,635
	PEOPLE'S REPUBLIC OF CHINA	51,800.00	71,750	3,291,173	74,689
	POLAND	1,037,168.80	925,420	42,449,016	967,822
	SINGAPORE	224,152.00	295,775	13,567,199	298,644
	SPAIN	26,600.00	26,428	1,212,252	27,511
	SWITZERLAND	4,975.00	28,444	1,304,726	29,148
	THAILAND	103,360.00	52,570	2,411,386	55,621
	TURKEY	2,082,210.00	1,399,613	64,200,248	1,501,014
	UKRAINE (UKRAINIAN S.S.R.)	117,856.00	83,955	3,851,016	89,401
	UNITED STATES OF AMERICA	27,444,827.37	28,142,595	1,290,900,833	29,517,269
	URUGUAY	4,696,350.00	3,910,885	179,392,294	4,127,957
040490	Products consisting of natural milk constituents, whether or not containing added or other sweetening matter, n.e.s.	2,085,439.05	7,556,632	346,622,710	7,660,222
	ARGENTINA	76,810.50	126,183	5,788,014	131,394
	AUSTRALIA	145.00	2,263	103,804	2,400
	DENMARK	102,700.00	164,450	7,543,322	173,855
	FRANCE	25,300.00	51,940	2,382,488	52,020
	GERMANY	12,318.00	80,400	3,687,948	82,554
	NETHERLANDS	48,979.00	240,545	11,033,799	244,070
	NEW ZEALAND	1,542,876.55	6,549,978	300,447,491	6,602,369
	UKRAINE (UKRAINIAN S.S.R.)	25,400.00	16,800	770,616	17,736
	UNITED STATES OF AMERICA	172,910.00	206,628	9,478,026	231,314
	URUGUAY	78,000.00	117,445	5,387,202	122,510
0405	Butter and other fats and oils derived from milk; dairy spreads.	26,705,474.03	93,294,498	4,279,418,621	95,811,091
040510	Butter	4,291,833.95	16,281,195	746,818,414	16,946,594
	AUSTRALIA	342,823.68	1,271,774	58,336,273	1,314,144
	BELGIUM	66,010.57	169,353	7,768,222	175,433

TABLE 8 - Continued

PSCC CODE	COMMODITY AND COUNTRY OF ORIGIN	GROSS WEIGHT (GK)	FOB VALUE		CIF DOLLARS
			DOLLARS	PESOS	
	DENMARK	214,158.32	1,115,536	51,169,636	1,164,672
	FRANCE	658,760.85	1,404,188	64,410,104	1,455,812
	GERMANY	34,700.63	104,402	4,788,920	107,827
	HONG KONG, CHINA	301,017.00	1,385,192	63,538,757	1,485,617
	NEW ZEALAND	2,445,475.08	10,167,683	466,391,619	10,554,686
	PEOPLE'S REPUBLIC OF CHINA	152,640.00	376,123	17,252,762	388,545
	SINGAPORE	26,578.42	122,827	5,634,074	127,920
	SWITZERLAND	92.00	1,000	45,870	1,253
	TAIWAN (REP. OF CHINA)	24,679.00	42,668	1,957,181	46,775
	THAILAND	24,898.40	120,449	5,524,996	123,910
040520	Dairy spreads	7,455.46	6,278	287,972	7,476
	AUSTRALIA	362.00	971	44,540	1,002
	ITALY	53.00	399	18,302	457
	UK OF GREAT BRITAIN AND N. IRELAND	7,040.46	4,908	225,130	6,017
040590	Other fats and oils derived from milk	22,406,184.62	77,007,025	3,532,312,235	78,857,021
	AUSTRALIA	173,578.69	602,848	27,652,637	623,490
	BELGIUM	62,380.95	310,039	14,221,489	314,762
	FRANCE	98,711.00	250,600	11,495,022	258,918
	INDIA	30,012.00	156,120	7,161,224	156,619
	MALAYSIA	114,140.60	99,362	4,557,735	101,614
	NETHERLANDS	89,521.00	414,321	19,004,904	425,575
	NEW ZEALAND	21,622,432.52	74,627,811	3,423,177,690	76,413,217
	PAKISTAN, ISLAMIC REP. OF	6,227.00	8,172	374,850	8,544
	PEOPLE'S REPUBLIC OF CHINA	91,200.00	268,638	12,322,425	274,278
	SINGAPORE	82,718.00	175,220	8,037,341	179,840
	UNITED ARAB EMIRATES, N.E.S.	808.86	2,550	116,969	2,655
	UNITED STATES OF AMERICA	34,454.00	91,344	4,189,949	97,509
0406	Cheese and curd.	28,606,882.56	97,017,241	4,450,180,846	101,539,328
040610	Fresh (unripened or uncured) cheese, including whey cheese, and curd	5,971,358.42	20,518,358	941,177,084	21,315,968
	ARGENTINA	77,866.00	212,615	9,752,650	221,158
	AUSTRALIA	1,453,791.17	5,295,874	242,921,741	5,465,158
	BELGIUM	26,202.00	45,994	2,109,745	48,714
	DENMARK	40,594.81	141,641	6,497,073	147,894
	FRANCE	110,420.29	326,842	14,992,243	335,259
	GERMANY	145,633.15	420,589	19,292,417	429,490
	INDONESIA	2,242.33	17,241	790,845	18,514
	ITALY	5,514.00	6,491	297,742	6,726
	NETHERLANDS	1,090.00	8,248	378,336	8,650
	NEW ZEALAND	2,707,546.99	9,238,523	423,771,050	9,604,155
	POLAND	73,988.88	198,155	9,089,370	206,389
	SINGAPORE	3,225.00	21,150	970,151	21,746
	SPAIN	22,760.00	44,000	2,018,280	44,084
	UK OF GREAT BRITAIN AND N. IRELAND	65,798.00	113,340	5,198,906	115,176
	UNITED STATES OF AMERICA	1,234,685.80	4,427,655	203,096,535	4,642,855
040620	Grated or powdered cheese, of all kinds	2,443,582.72	9,556,889	438,374,498	9,999,443
	ARGENTINA	52,126.00	121,726	5,583,572	123,587
	AUSTRALIA	58,832.47	554,790	25,448,217	594,741
	DENMARK	33,816.20	236,113	10,830,503	242,182
	FRANCE	59,250.00	92,504	4,243,158	97,872
	GERMANY	23,133.15	94,590	4,338,843	99,839
	GREECE	7,732.48	19,066	874,557	19,847
	INDIA	146,720.00	482,675	22,140,302	508,979
	INDONESIA	23,011.00	80,547	3,694,691	84,767
	ITALY	54,618.70	163,359	7,493,278	165,884
	JAPAN	4,115.00	47,298	2,169,559	47,337
	NEW ZEALAND	1,504,033.97	6,231,440	285,836,153	6,523,459
	PEOPLE'S REPUBLIC OF CHINA	22.00	83	3,807	86
	SINGAPORE	2,720.00	17,940	822,908	18,975
	SWITZERLAND	1,810.00	1,885	86,465	2,231
	THAILAND	1,095.00	10,040	460,535	10,272
	UNITED STATES OF AMERICA	392,546.75	1,224,083	56,148,687	1,276,327
	URUGUAY	78,000.00	178,750	8,199,263	183,058

TABLE 8 - Continued

PSCC CODE	COMMODITY AND COUNTRY OF ORIGIN	GROSS WEIGHT (GK)	FOB VALUE		CIF
			DOLLARS	PESOS	DOLLARS
040630	Processed cheese, not grated or powdered	3,920,883.83	14,150,309	649,074,673	15,059,937
	ARGENTINA	52,146.00	103,540	4,749,380	111,856
	AUSTRALIA	110,564.71	513,925	23,573,740	530,191
	DENMARK	65,719.22	381,238	17,487,387	394,461
	FRANCE	54,644.02	311,314	14,279,973	325,502
	GERMANY	10,636.00	31,740	1,455,914	33,396
	INDIA	41,920.00	160,370	7,356,172	169,512
	INDONESIA	360,179.56	990,900	45,452,583	1,019,315
	ITALY	104,227.28	416,637	19,111,139	430,188
	NETHERLANDS	77,265.59	104,791	4,806,763	117,090
	NEW ZEALAND	2,497,003.98	9,495,599	435,563,126	10,200,854
	SINGAPORE	1,260.00	10,771	494,066	11,392
	SPAIN	45,500.00	89,128	4,088,301	94,821
	SWITZERLAND	690.00	1,000	45,870	1,161
	UNITED STATES OF AMERICA	355,197.47	1,201,121	55,095,420	1,270,689
	URUGUAY	143,930.00	338,235	15,514,839	349,509
040640	Blue-veined cheese	47,981.07	286,258	13,130,654	300,403
	AUSTRALIA	18.00	51	2,339	60
	DENMARK	31,932.71	232,369	10,658,766	243,507
	FRANCE	300.30	2,076	95,226	2,375
	GERMANY	5,960.06	24,814	1,138,218	26,374
	ITALY	1,422.00	8,887	407,647	8,895
	NETHERLANDS	6,034.00	16,962	778,047	17,976
	UNITED STATES OF AMERICA	2,314.00	1,099	50,411	1,216
040690	Other cheese	16,223,076.52	52,505,427	2,408,423,937	54,863,577
	ARGENTINA	52,143.00	136,040	6,240,155	141,261
	AUSTRALIA	2,442,727.78	5,217,054	239,306,267	5,479,751
	AUSTRIA	1,348.00	5,530	253,661	5,660
	DENMARK	472,003.00	2,212,915	101,506,411	2,308,901
	EGYPT ARAB REPUBLIC	36,662.00	75,156	3,447,406	78,645
	FRANCE	360,318.88	2,250,741	103,241,490	2,336,032
	GERMANY	84,096.90	232,865	10,681,518	251,034
	INDIA	357,071.00	1,292,486	59,286,333	1,346,704
	INDONESIA	40,253.00	114,629	5,258,032	125,401
	IRELAND	20,500.00	69,804	3,201,909	69,906
	ITALY	36,559.01	188,675	8,654,522	193,915
	MALAYSIA	26,402.00	124,422	5,707,237	130,021
	MOROCCO	30,377.00	175,744	8,061,377	187,374
	NETHERLANDS	235,243.50	475,906	21,829,808	509,543
	NEW ZEALAND	9,139,694.71	30,384,102	1,393,718,759	31,796,940
	PEOPLE'S REPUBLIC OF CHINA	7,581.76	6,000	275,220	6,165
	POLAND	24,662.88	65,725	3,014,806	67,578
	REPUBLIC OF KOREA	658.00	531	24,357	547
	SINGAPORE	54,400.87	90,864	4,167,932	93,644
	SPAIN	47,985.00	111,164	5,099,093	119,488
	SWITZERLAND	57,220.00	84,541	3,877,896	89,559
	THAILAND	16,328.60	20,432	937,216	20,991
	UK OF GREAT BRITAIN AND N. IRELAND	45,519.70	143,452	6,580,143	150,619
	UNITED STATES OF AMERICA	2,477,319.93	8,657,143	397,103,149	8,961,440
	URUGUAY	156,000.00	369,506	16,949,240	392,458
0407	Birds' eggs, in shell, fresh, preserved or cooked.	2,850.00	270	12,385	440
040700	Bird's eggs, in shell, fresh, preserved or cooked	2,850.00	270	12,385	440
	PEOPLE'S REPUBLIC OF CHINA	2,850.00	270	12,385	440

TABLE 8 - Continued

PSCC CODE	COMMODITY AND COUNTRY OF ORIGIN	GROSS WEIGHT (GK)	FOB VALUE		CIF
			DOLLARS	PESOS	DOLLARS
0408	Birds' eggs, not in shell and egg yolks, fresh, dried, cooked by steaming or by boiling in water, moulded, frozen or otherwise preserved, whether or not containing added sugar or other sweetening matter.	762,390.38	3,571,834	163,840,027	3,708,143
040811	Egg yolk, dried	148,296.39	580,752	26,639,095	602,508
	DENMARK	5,357.00	19,841	910,107	20,711
	GERMANY	14,831.00	72,513	3,326,171	76,646
	INDIA	40,883.00	186,711	8,564,434	194,512
	ITALY	3,809.09	11,519	528,377	12,051
	UNITED STATES OF AMERICA	83,416.30	290,168	13,310,006	298,588
040819	Egg yolk, other than dried	169,281.51	465,895	21,370,604	481,679
	DENMARK	29,764.56	154,137	7,070,264	156,150
	ITALY	1,053.95	4,231	194,076	4,404
	SPAIN	82,670.00	215,108	9,867,004	219,503
	UNITED STATES OF AMERICA	55,793.00	92,419	4,239,260	101,622
040891	Other bird's eggs, not in shell and egg yolks, dried, cooked by steaming or by boiling in water, moulded, frozen or otherwise preserved, whether or not containing added sugar or other sweetening matter	293,908.79	1,899,200	87,116,305	1,971,865
	DENMARK	96,339.92	551,540	25,299,140	598,368
	FRANCE	22,860.00	43,075	1,975,850	46,937
	GERMANY	10,326.00	58,855	2,699,679	61,383
	INDIA	153,855.00	1,198,251	54,963,774	1,216,556
	ITALY	5,296.87	25,773	1,182,208	26,863
	NETHERLANDS	5,231.00	21,706	995,654	21,758
040899	Other bird's eggs, not in shell and egg yolks, other than dried, cooked by steaming or by boiling in water, moulded, frozen or otherwise preserved, whether or not containing added sugar or other sweetening matter	150,903.69	625,987	28,714,023	652,091
	DENMARK	79,254.69	435,291	19,966,798	453,287
	FRANCE	22,860.00	41,912	1,922,503	43,094
	GERMANY	10,042.00	57,878	2,654,864	61,176
	PEOPLE'S REPUBLIC OF CHINA	13,167.00	27,216	1,248,398	28,767
	REPUBLIC OF KOREA	320.00	172	7,890	177
	SPAIN	24,000.00	61,052	2,800,455	63,023
	UNITED STATES OF AMERICA	1,260.00	2,466	113,115	2,567
0409	Natural honey.	658,573.77	2,307,712	105,854,750	2,373,060
040900	Natural honey	658,573.77	2,307,712	105,854,750	2,373,060
	ARGENTINA	10,798.00	40,253	1,846,405	42,636
	AUSTRALIA	439,131.30	1,898,493	87,083,874	1,945,663
	AUSTRIA	53,948.82	152,129	6,978,157	156,081
	FRANCE	5,476.59	18,499	848,549	19,414
	INDONESIA	3,448.28	47,210	2,165,523	48,576
	ITALY	222.00	493	22,614	559
	NEW ZEALAND	1,463.00	5,806	266,321	5,984
	PEOPLE'S REPUBLIC OF CHINA	1,392.08	9,821	450,489	10,098
	REPUBLIC OF KOREA	8.00	120	5,504	149
	SWITZERLAND	506.00	750	34,403	852
	THAILAND	7,488.00	30,050	1,378,394	31,079
	UK OF GREAT BRITAIN AND N. IRELAND	6,199.59	8,022	367,969	8,744
	UNITED ARAB EMIRATES, N.E.S.	1,006.00	2,768	126,968	2,909
	UNITED STATES OF AMERICA	127,423.11	93,041	4,267,791	100,009
	VIETNAM	63.00	257	11,789	307
0410	Edible products of animal origin, not elsewhere specified or included.	830.00	17,200	788,964	24,114

TABLE 8 - Continued

PSCC CODE	COMMODITY AND COUNTRY OF ORIGIN	GROSS WEIGHT (GK)	FOB VALUE		CIF
			DOLLARS	PESOS	DOLLARS
041000	Edible products of animal origin, not elsewhere specified or included	830.00	17,200	788,964	24,114
	PEOPLE'S REPUBLIC OF CHINA	830.00	17,200	788,964	24,114
05	Products of animal origin, not elsewhere specified or included	29,261,844.13	31,489,050	1,444,402,724	33,676,204
0503	Horsehair and horsehair waste, whether or not put up as a layer with or without supporting material.	616,311.00	469,281	21,525,920	500,026
050300	Horsehair and horsehair waste, whether or not put up as a layer with or without supporting material	616,311.00	469,281	21,525,920	500,026
	GERMANY	425,700.00	308,739	14,161,858	326,332
	NETHERLANDS	190,611.00	160,542	7,364,062	173,694
0504	Guts, bladders and stomachs of animals (other than fish), whole and pieces thereof, fresh, chilled, frozen, salted, in brine, dried or smoked.	5,555,795.57	10,560,624	484,415,823	11,017,131
050400	Guts, bladders and stomachs of animals (other than fish), whole and pieces thereof, fresh, chilled, frozen, salted, in brine, dried or smoked	5,555,795.57	10,560,624	484,415,823	11,017,131
	AUSTRALIA	1,175,409.18	2,525,090	115,825,878	2,663,605
	CANADA	400,263.24	554,246	25,423,264	574,886
	GERMANY	173,740.00	399,032	18,303,598	417,321
	NETHERLANDS	241,077.00	628,564	28,832,231	642,990
	NEW ZEALAND	337,279.80	705,533	32,362,799	739,497
	PEOPLE'S REPUBLIC OF CHINA	420,000.00	257,885	11,829,185	275,700
	POLAND	22,352.00	19,800	908,226	22,565
	SPAIN	78,092.00	89,424	4,101,879	91,819
	UNITED STATES OF AMERICA	2,707,582.35	5,381,050	246,828,763	5,588,748
0505	Skins and other parts of birds with their feathers or down, feathers and parts of feathers (whether or not with trimmed edges) and down, not further worked than cleaned, disinfected or treated for preservation; powder and waste of feathers or parts of feathers.	3,864,191.97	2,611,978	119,811,432	2,844,380
050510	Feathers, of a kind used for stuffing; down	5,067.00	13,250	607,778	13,653
	PEOPLE'S REPUBLIC OF CHINA	5,067.00	13,250	607,778	13,653
050590	Skins and other parts of birds with their feathers or down, n.e.s., powder and waste of feathers or parts of feathers	3,859,124.97	2,598,728	119,203,654	2,830,727
	GERMANY	3,183,400.00	2,174,784	99,757,342	2,336,914
	ITALY	213,710.00	143,871	6,599,363	166,611
	NETHERLANDS	461,900.00	280,000	12,843,600	327,126
	PEOPLE'S REPUBLIC OF CHINA	114.97	73	3,349	76
0506	Bones and horn-cores, unworked, defatted, simply prepared (but not cut to shape), treated with acid or degelatinised; powder and waste of these products.	26,358.00	24,200	1,110,054	24,285
050690	Other bones and horn-cores, unworked, defatted, simply prepared (but not cut to shape), treated with acid or degelatinised; powder and waste of these products	26,358.00	24,200	1,110,054	24,285
	CANADA	26,358.00	24,200	1,110,054	24,285
0508	Coral and similar materials, unworked or simply prepared but not otherwise worked; shells of molluscs, crustaceans or echinoderms and cuttle-bone, unworked or simply prepared but not cut to shape, powder and waste thereof.	809,159.36	205,469	9,424,864	229,416

TABLE 8 - Continued

PSCC CODE	COMMODITY AND COUNTRY OF ORIGIN	GROSS WEIGHT (GK)	FOB VALUE		CIF
			DOLLARS	PESOS	DOLLARS
050800	Coral and similar materials, unworked or simply prepared but not otherwise worked; shells of molluscs, crustaceans or echinoderms and cuttle-bone, unworked or simply prepared but not cut to shape, powder and waste thereof	809,159.36	205,469	9,424,864	229,416
	BOLIVIA	11,636.36	5,120	234,854	5,265
	FRANCE	18,000.00	10,000	458,700	10,409
	FRENCH POLYNESIA	20,000.00	8,000	366,960	8,916
	INDONESIA	10,040.00	8,500	389,895	9,170
	JAPAN	808.00	2,641	121,143	2,831
	KENYA	34,917.00	6,649	304,990	8,317
	MADAGASCAR, DEMOCRATIC REP. OF	25,500.00	16,750	768,323	18,863
	MEXICO	45,048.00	14,028	643,464	16,281
	NETHERLANDS	16,320.00	4,145	190,131	4,262
	NEW ZEALAND	11,640.00	5,750	263,753	5,774
	PEOPLE'S REPUBLIC OF CHINA	14,021.00	3,224	147,885	4,973
	REPUBLIC OF KOREA	2,618.00	714	32,751	734
	SOUTH AFRICA, REP. OF	10,000.00	10,000	458,700	11,712
	UK OF GREAT BRITAIN AND N. IRELAND	571,320.00	105,841	4,854,927	117,687
	UNITED STATES OF AMERICA	17,291.00	4,107	188,388	4,222
0509	Natural sponges of animal origin.	538.17	250	11,468	263
050900	Natural sponges of animal origin	538.17	250	11,468	263
	PEOPLE'S REPUBLIC OF CHINA	538.17	250	11,468	263
0511	Animal products not elsewhere specified or included; dead animals of Chapter 1 or 3, unfit for human consumption.	18,389,490.06	17,617,248	808,103,163	19,060,703
051110	Bovine semen	881.00	42,246	1,937,824	46,482
	AUSTRALIA	45.00	26,655	1,222,665	26,766
	GERMANY	836.00	15,591	715,159	19,716
051191	Products of fish crustaceans, molluscs or other aquatic invertebrates; dead animals of Chapter 3	8,556,908.93	8,285,914	380,074,874	8,504,885
	AUSTRALIA	8,000.00	22,549	1,034,323	23,834
	FRANCE	1,044,200.00	834,475	38,277,368	859,505
	GERMANY	4,696,453.00	3,830,099	175,686,641	3,944,078
	INDIA	46,225.00	35,144	1,612,055	35,791
	ITALY	224,139.61	189,576	8,695,851	190,330
	NETHERLANDS	939,070.00	778,404	35,705,391	782,693
	REPUBLIC OF KOREA	1,054,116.00	717,456	32,909,707	741,542
	SPAIN	1,398.00	10,472	480,351	10,998
	TAIWAN (REP. OF CHINA)	1,255.20	5,904	270,816	6,223
	THAILAND	4,692.00	242,689	11,132,144	249,330
	UNITED STATES OF AMERICA	516,360.12	1,607,215	73,722,952	1,648,108
	VIETNAM	21,000.00	11,931	547,275	12,453
051199	Other animal products not elsewhere specified or included; unfit for human consumption	9,831,700.13	9,289,088	426,090,465	10,509,336
	BELGIUM	12,626.00	41,197	1,889,706	44,583
	CANADA	42.00	10,982	503,744	11,762
	FRANCE	1,191,250.00	1,021,891	46,874,140	1,207,341
	GERMANY	6,962,904.00	5,608,883	257,279,463	6,405,555
	HONG KONG, CHINA	224.00	27,702	1,270,691	29,043
	INDIA	40.00	1,500	68,805	1,653
	ITALY	205,710.00	163,669	7,507,497	189,139
	NETHERLANDS	788,800.00	573,661	26,313,830	678,449
	PEOPLE'S REPUBLIC OF CHINA	73,730.00	133,829	6,138,736	136,108
	SINGAPORE	102,581.00	77,904	3,573,456	86,609
	UNITED STATES OF AMERICA	493,793.13	1,627,870	74,670,397	1,719,094

TABLE 8 - Continued

PSCC CODE	COMMODITY AND COUNTRY OF ORIGIN	GROSS WEIGHT (GK)	FOB VALUE		CIF
			DOLLARS	PESOS	DOLLARS
06	Live trees and other plants; bulbs, roots and the like; cut flowers and ornamental foliage	1,407,508.29	2,453,527	112,543,283	2,644,402
0601	Bulbs, tubers, tuberous roots, corms, crowns and rhizomes, dormant, in growth or in flower; chicory plants and roots other than roots of heading 12.12.	82,303.14	194,270	8,911,166	213,413
060110	Bulbs, tubers, tuberous roots, corms, crowns and rhizomes, dormant	39,253.14	77,416	3,551,073	91,010
	JAPAN	11,375.00	19,342	887,218	20,094
	MALAYSIA	34.00	418	19,174	483
	NETHERLANDS	27,837.00	57,531	2,638,947	70,300
	PEOPLE'S REPUBLIC OF CHINA	7.14	125	5,734	133
060120	Bulbs, tubers, tuberous roots, corms, crowns and rhizomes, in growth or in flower; chicory plants and roots	43,050.00	116,854	5,360,093	122,403
	NETHERLANDS	43,050.00	116,854	5,360,093	122,403
0602	Other live plants (including their roots), cuttings and slips; mushroom spawn.	1,071,316.00	2,034,800	93,336,274	2,183,668
060210	Unrooted cuttings and slips	26.00	707	32,430	1,069
	ETHIOPIA	26.00	707	32,430	1,069
060220	Trees, shrubs and bushes, grafted or not, of kinds which bear edible fruit or nuts	811,813.00	1,187,739	54,481,588	1,298,411
	HONDURAS, REPUBLIC OF	801,228.00	741,888	34,030,403	797,931
	ISRAEL	8,576.00	400,529	18,372,265	450,040
	SOUTH AFRICA, REP. OF	509.00	43,152	1,979,382	45,227
	UNITED STATES OF AMERICA	1,500.00	2,170	99,538	5,213
060290	Other live plants (including their roots), cuttings and slips; mushroom spawn, n.e.s.	259,477.00	846,354	38,822,256	884,188
	HONDURAS, REPUBLIC OF	1,204.00	30,000	1,376,100	30,090
	ISRAEL	100,419.00	628,621	28,834,845	648,661
	NETHERLANDS	75,312.00	112,194	5,146,338	124,363
	PEOPLE'S REPUBLIC OF CHINA	7,810.00	17,845	818,550	18,349
	TAIWAN (REP. OF CHINA)	24,772.00	7,016	321,824	7,922
	THAILAND	28,732.00	8,918	409,068	10,663
	UNITED STATES OF AMERICA	21,228.00	41,760	1,915,531	44,140
0603	Cut flowers and flower buds of a kind suitable for bouquets or for ornamental purposes, fresh, dried, dyed, bleached, impregnated or otherwise prepared.	219,432.18	60,471	2,773,805	66,626
060310	Cut flowers and flower buds of a kind suitable for bouquets or for ornamental purposes, fresh	31,140.00	15,179	696,260	17,045
	ECUADOR	140.00	814	37,338	1,632
	INDIA	10,000.00	10,375	475,901	11,255
	PEOPLE'S REPUBLIC OF CHINA	21,000.00	3,990	183,021	4,158
060390	Cut flowers and flower buds of a kind suitable for bouquets or for ornamental purposes, dried, dyed, bleached, impregnated or otherwise prepared	188,292.18	45,292	2,077,545	49,581
	FRANCE	24.68	133	6,101	137
	INDIA	2,326.00	2,503	114,813	2,529
	PEOPLE'S REPUBLIC OF CHINA	185,940.50	42,523	1,950,530	46,763
	UNITED STATES OF AMERICA	1.00	133	6,101	152
0604	Foliage, branches and other parts of plants, without flowers or flower buds, and grasses, mosses and lichens, being goods of a kind suitable for bouquets or for ornamental purposes, fresh, dried, dyed, bleached, impregnated or otherwise prepared.	34,456.97	163,986	7,522,038	180,695

TABLE 8 - Continued

PSCC CODE	COMMODITY AND COUNTRY OF ORIGIN	GROSS WEIGHT (GK)	FOB VALUE		CIF
			DOLLARS	PESOS	DOLLARS
060410	Mosses and lichens, being goods of a kind suitable for bouquets or for ornamental purposes, fresh, dried, dyed, bleached, impregnated or otherwise prepared	139.00	929	42,613	956
	UNITED STATES OF AMERICA	139.00	929	42,613	956
060491	Foliage, branches and other parts of plants, without flowers or flower buds, and grasses, fresh	2,533.47	26,594	1,219,867	31,352
	UNITED STATES OF AMERICA	2,533.47	26,594	1,219,867	31,352
060499	Foliage, branches and other parts of plants, without flowers or flower buds, and grasses, dried, dyed, bleached, impregnated or otherwise prepared	31,784.50	136,463	6,259,558	148,387
	INDIA	20,543.00	56,756	2,603,398	63,250
	PEOPLE'S REPUBLIC OF CHINA	5,571.00	5,845	268,110	6,178
	SPAIN	236.00	3,816	175,040	3,923
	UNITED STATES OF AMERICA	5,434.50	70,046	3,213,010	75,036
07	Edible vegetables and certain roots and tubers	235,315,066.37	97,896,645	4,490,519,115	104,061,688
0701	Potatoes, fresh or chilled.	20,811,589.49	6,399,292	293,535,525	7,612,735
070110	Seed potatoes (not sweet potato), fresh or chilled	156,000.00	147,764	6,777,935	148,219
	NETHERLANDS	156,000.00	147,764	6,777,935	148,219
070190	Other potatoes (including sweet potato), fresh or chilled	20,655,589.49	6,251,528	286,757,590	7,464,516
	GERMANY	6,082,300.00	1,682,551	77,178,614	1,926,098
	SWITZERLAND	1,766,160.00	483,809	22,192,319	598,430
	UK OF GREAT BRITAIN AND N. IRELAND	413,792.49	80,932	3,712,351	118,322
	UNITED STATES OF AMERICA	12,393,337.00	4,004,236	183,674,306	4,821,666
0702	Tomatoes, fresh or chilled.	64,537.60	39,000	1,788,930	40,861
070200	Tomatoes, fresh or chilled	64,537.60	39,000	1,788,930	40,861
	PEOPLE'S REPUBLIC OF CHINA	64,537.60	39,000	1,788,930	40,861
0703	Onions, shallots, garlic, leeks and other alliaceous vegetables, fresh or chilled.	106,939,531.20	24,332,078	1,116,112,420	25,980,670
070310	Onions and shallots, fresh or chilled	36,246,731.20	5,655,371	259,411,870	6,332,476
	AUSTRALIA	92.00	265	12,156	281
	INDIA	9,431,305.00	1,421,322	65,196,041	1,644,740
	NETHERLANDS	5,688,233.00	853,876	39,167,292	985,715
	PEOPLE'S REPUBLIC OF CHINA	21,119,986.00	3,253,012	149,215,661	3,548,698
	UNITED STATES OF AMERICA	7,115.20	126,896	5,820,720	153,042
070320	Garlic, fresh or chilled	70,392,800.00	18,595,707	852,985,080	19,558,444
	PEOPLE'S REPUBLIC OF CHINA	70,392,800.00	18,595,707	852,985,080	19,558,444
070390	Leeks and other alliaceous vegetables, fresh or chilled	300,000.00	81,000	3,715,470	89,750
	PEOPLE'S REPUBLIC OF CHINA	300,000.00	81,000	3,715,470	89,750
0704	Cabbages, cauliflowers, kohlrabi, kale and similar edible brassicas, fresh or chilled.	30,726.36	46,321	2,124,744	48,529
070410	Cauliflowers and headed brocolli, fresh or chilled	17,730.00	16,243	745,066	17,165
	FRANCE	350.00	320	14,678	366
	PEOPLE'S REPUBLIC OF CHINA	17,380.00	15,923	730,388	16,799
070420	Brussels sprouts, fresh or chilled	6,980.36	8,494	389,620	8,779
	FRANCE	784.64	760	34,861	782

TABLE 8 - Continued

PSCC CODE	COMMODITY AND COUNTRY OF ORIGIN	GROSS WEIGHT (GK)	FOB VALUE		CIF
			DOLLARS	PESOS	DOLLARS
	UNITED STATES OF AMERICA	6,195.72	7,734	354,759	7,997
070490	Cabbage, kohlrabi, kale and similar edible brassicas, fresh or chilled	6,016.00	21,584	990,058	22,585
	JAPAN	6,016.00	21,584	990,058	22,585
0705	Lettuce (<i>Lactuca sativa</i>) and chicory (<i>Cichorium</i> spp.), fresh or chilled.	600.00	2,014	92,382	3,088
070511	Cabbage lettuce (head lettuce), fresh or chilled	600.00	2,014	92,382	3,088
	AUSTRALIA	600.00	2,014	92,382	3,088
0706	Carrots, turnips, salad beetroot, salsify, celeriac, radishes and similar edible roots, fresh or chilled.	429.00	400	18,348	456
070610	Carrot and turnips, fresh or chilled	429.00	400	18,348	456
	FRANCE	429.00	400	18,348	456
0708	Leguminous vegetables, shelled or unshelled, fresh or chilled.	1,263.00	1,117	51,237	1,275
070810	Peas (<i>Pisum sativum</i>), shelled or unshelled, fresh or chilled	491.00	434	19,908	496
	ITALY	491.00	434	19,908	496
070820	Beans (<i>Vigna</i> spp., <i>Phaseolus</i> spp.), shelled or unshelled, fresh or chilled	165.00	146	6,697	166
	ITALY	165.00	146	6,697	166
070890	Other leguminous vegetables, shelled or unshelled, fresh or chilled	607.00	537	24,632	613
	ITALY	607.00	537	24,632	613
0709	Other vegetables, fresh or chilled.	287,987.69	312,337	14,326,900	335,528
070910	Globe artichokes, fresh or chilled	2,900.00	2,139	98,116	2,253
	FRANCE	200.00	270	12,385	308
	ITALY	2,700.00	1,869	85,731	1,945
070920	Asparagus, fresh or chilled	93.25	331	15,183	352
	AUSTRALIA	93.25	331	15,183	352
070940	Celery other than celeriac, fresh or chilled	200.00	325	14,908	498
	AUSTRALIA	200.00	325	14,908	498
070951	Mushrooms, fresh or chilled	159,289.99	163,005	7,477,040	175,996
	FRANCE	617.00	550	25,229	582
	GUAM	100.00	95	4,358	98
	PEOPLE'S REPUBLIC OF CHINA	146,000.00	138,000	6,330,060	148,816
	REPUBLIC OF KOREA	10,125.00	23,060	1,057,762	25,122
	SINGAPORE	2,345.99	1,009	46,283	1,078
	TAIWAN (REP. OF CHINA)	102.00	291	13,348	300
070952	Truffles, fresh or chilled	12,219.00	29,868	1,370,045	30,450
	REPUBLIC OF KOREA	12,219.00	29,868	1,370,045	30,450
070959	Other than mushrooms and truffles, n.e.s., fresh or chilled	28,504.80	51,913	2,381,249	58,560
	PEOPLE'S REPUBLIC OF CHINA	10,000.00	10,000	458,700	11,413
	REPUBLIC OF KOREA	18,504.80	41,913	1,922,549	47,147
070960	Fruits of the genus <i>Capsicum</i> or of the genus <i>Pimenta</i> , fresh or chilled	2,223.35	2,346	107,611	2,376

TABLE 8 - Continued

PSCC CODE	COMMODITY AND COUNTRY OF ORIGIN	GROSS WEIGHT (GK)	FOB VALUE		CIF
			DOLLARS	PESOS	DOLLARS
	BELGIUM	1,753.00	2,094	96,052	2,105
	JAPAN	470.35	252	11,559	271
070970	Spinach, New Zealand spinach and orache spinach (garden spinach), fresh or chilled	9,817.90	6,572	301,458	7,016
	FRANCE	9,817.90	6,572	301,458	7,016
070990	Maize (sweet corn) and other vegetables, fresh or chilled	72,739.40	55,838	2,561,290	58,027
	GERMANY	3,520.00	20,193	926,253	21,344
	INDIA	100.20	850	38,990	875
	ITALY	1,055.20	1,832	84,034	1,950
	PEOPLE'S REPUBLIC OF CHINA	40,845.00	16,831	772,038	17,702
	SPAIN	27,219.00	16,132	739,975	16,156
0710	Vegetables (uncooked or cooked by steaming or boiling in water), frozen.	6,233,801.83	5,062,289	232,207,198	5,334,162
071010	Potatoes (uncooked or cooked by steaming or boiling in water), frozen	478,948.00	488,111	22,389,652	495,915
	FRANCE	4,024.00	1,548	71,007	1,554
	PEOPLE'S REPUBLIC OF CHINA	356,400.00	378,693	17,370,648	385,971
	UNITED STATES OF AMERICA	118,524.00	107,870	4,947,997	108,390
071021	Peas (Pisum sativum) (uncooked or cooked by steaming or boiling in water), shelled or unshelled, frozen	2,131,954.21	1,685,033	77,292,463	1,790,962
	AUSTRALIA	49,440.00	15,114	693,279	17,319
	BELGIUM	163,860.64	80,294	3,683,086	85,982
	FRANCE	252.00	202	9,266	210
	INDIA	785.00	885	40,595	939
	INDONESIA	125,250.00	22,500	1,032,075	23,782
	NEW ZEALAND	351,959.40	117,475	5,388,578	136,089
	PEOPLE'S REPUBLIC OF CHINA	1,437,207.17	1,446,054	66,330,497	1,524,037
	SINGAPORE	400.00	635	29,127	678
	UNITED STATES OF AMERICA	2,800.00	1,874	85,960	1,926
071022	Beans (Vigna spp., Phaseolus spp.) (uncooked or cooked by steaming or boiling in water), shelled or unshelled, frozen	786,317.57	720,584	33,053,189	752,788
	BELGIUM	1,648.00	1,762	80,823	2,066
	FRANCE	616.00	457	20,963	536
	INDONESIA	447,184.00	381,195	17,485,415	395,299
	MYANMAR, UNION OF (BURMA)	300,580.00	299,976	13,759,899	315,796
	PEOPLE'S REPUBLIC OF CHINA	35,948.57	36,254	1,662,971	38,123
	REPUBLIC OF KOREA	132.00	40	1,835	43
	VIETNAM	209.00	900	41,283	925
071029	Other leguminous vegetables (uncooked or cooked by steaming or boiling in water), shelled or unshelled, frozen	54,332.00	55,654	2,552,849	61,476
	PEOPLE'S REPUBLIC OF CHINA	54,332.00	55,654	2,552,849	61,476
071030	Spinach, New Zealand spinach and orache spinach (garden spinach) (uncooked or cooked by steaming or boiling in water), frozen	67,871.07	69,804	3,201,910	74,736
	BELGIUM	4,540.00	3,657	167,747	3,788
	FRANCE	10,179.50	5,576	255,771	5,855
	PEOPLE'S REPUBLIC OF CHINA	52,448.00	57,034	2,616,150	61,404
	TAIWAN (REP. OF CHINA)	67.00	1,425	65,365	1,513
	UNITED STATES OF AMERICA	636.57	2,112	96,877	2,176
071040	Sweet corn (uncooked or cooked by steaming or boiling in water), frozen	200,831.76	175,545	8,052,249	184,818

TABLE 8 - Continued

PSCC CODE	COMMODITY AND COUNTRY OF ORIGIN	GROSS WEIGHT (GK)	FOB VALUE		CIF
			DOLLARS	PESOS	DOLLARS
	BELGIUM	2,620.00	3,030	138,986	3,203
	NEW ZEALAND	9,959.00	12,292	563,834	14,022
	PEOPLE'S REPUBLIC OF CHINA	177,849.00	152,770	7,007,560	158,894
	UNITED STATES OF AMERICA	10,403.76	7,453	341,869	8,699
071080	Other vegetables (uncooked or cooked by steaming or boiling in water), frozen	1,156,533.61	810,189	37,163,371	854,855
	BELGIUM	27,702.00	28,687	1,315,873	31,971
	FRANCE	3,800.00	2,378	109,079	2,540
	JAPAN	1,874.29	1,611	73,897	1,656
	PEOPLE'S REPUBLIC OF CHINA	810,630.21	539,611	24,751,957	569,193
	REPUBLIC OF KOREA	283,168.59	149,771	6,869,996	157,084
	UNITED STATES OF AMERICA	29,358.52	88,131	4,042,569	92,411
071090	Mixtures of vegetables (uncooked or cooked by steaming or boiling in water), frozen	1,357,013.61	1,057,369	48,501,515	1,118,612
	PEOPLE'S REPUBLIC OF CHINA	1,171,943.78	968,881	44,442,571	1,024,969
	REPUBLIC OF KOREA	173,387.45	56,153	2,575,738	59,726
	UNITED STATES OF AMERICA	11,682.38	32,335	1,483,206	33,917
0711	Vegetables provisionally preserved (for example, by sulphur dioxide gas, in brine, in sulphur water or in other preservative solutions), but unsuitable in that state for immediate consumption.	6,877,131.47	2,058,354	94,416,700	2,233,039
071120	Olives, provisionally preserved, but unsuitable in that state for immediate consumption	290,767.49	161,316	7,399,565	172,864
	FRANCE	862.65	1,179	54,081	1,227
	HONG KONG, CHINA	2,728.00	1,800	82,566	1,941
	ITALY	48,000.00	28,700	1,316,469	32,689
	PEOPLE'S REPUBLIC OF CHINA	59,323.80	23,100	1,059,597	24,222
	SPAIN	179,853.04	106,537	4,886,852	112,785
071130	Capers, provisionally preserved, but unsuitable in that state for immediate consumption	94,792.91	115,256	5,286,794	122,023
	AUSTRALIA	3,697.00	20,263	929,464	23,217
	FRANCE	5,205.15	9,403	431,316	9,448
	GERMANY	694.00	502	23,027	594
	ITALY	4,483.00	8,136	373,198	8,222
	SPAIN	80,713.76	76,952	3,529,789	80,542
071140	Cucumbers and gherkins, provisionally preserved, but unsuitable in that state for immediate consumption	40,145.82	20,968	961,803	21,923
	JAPAN	39,333.32	20,572	943,638	21,503
	THAILAND	812.50	396	18,165	420
071151	Mushrooms of the genus Agaricus, provisionally preserved, but unsuitable in that state for immediate consumption	2,340.00	1,362	62,475	1,401
	ITALY	2,340.00	1,362	62,475	1,401
071190	Other vegetables; mixtures of vegetables, provisionally preserved (for example, by sulphur dioxide gas, in brine, in sulphur water or in other preservative solutions), but unsuitable in that state for immediate consumption	6,449,085.25	1,759,452	80,706,063	1,914,828
	AUSTRALIA	229.00	2,825	129,583	3,512
	FRANCE	2,279.55	4,459	204,534	5,036
	ITALY	1,849.00	4,115	188,755	4,669
	JAPAN	1,757.20	857	39,311	917
	PEOPLE'S REPUBLIC OF CHINA	6,438,500.00	1,739,370	79,784,902	1,891,774
	SWITZERLAND	68.00	276	12,660	314
	TURKEY	1,140.00	1,606	73,667	1,612

TABLE 8 - Continued

PSCC CODE	COMMODITY AND COUNTRY OF ORIGIN	GROSS WEIGHT (GK)	FOB VALUE		CIF
			DOLLARS	PESOS	DOLLARS
	UNITED STATES OF AMERICA	3,262.50	5,944	272,651	6,994
0712	Dried vegetables, whole, cut, sliced, broken or in powder, but not further prepared.	11,397,863.99	16,436,751	753,953,768	17,048,896
071220	Onions, whole, cut, sliced, broken or in powder, but not further prepared, dried	2,833,482.36	5,580,548	255,979,736	5,798,992
	BELGIUM	225.00	786	36,054	900
	BRAZIL	1,650.00	4,544	208,433	5,052
	EGYPT ARAB REPUBLIC	37,608.00	102,600	4,706,262	107,059
	INDIA	381,897.10	704,362	32,309,085	731,050
	INDONESIA	282.00	1,928	88,437	1,983
	PEOPLE'S REPUBLIC OF CHINA	1,283,606.10	2,060,436	94,512,199	2,134,781
	SPAIN	3,290.00	8,565	392,877	9,523
	THAILAND	1,171.00	6,998	320,998	7,397
	TURKEY	19,920.00	52,000	2,385,240	52,072
	UNITED STATES OF AMERICA	1,103,833.16	2,638,329	121,020,151	2,749,175
071231	Mushrooms of the genus Agaricus, whole, cut, sliced, broken or in powder, but not further prepared, dried	166,079.66	418,014	19,174,302	438,021
	GERMANY	110.00	1,804	82,749	2,481
	HONG KONG, CHINA	1,647.00	1,100	50,457	1,163
	ITALY	32,814.00	21,036	964,921	22,961
	PEOPLE'S REPUBLIC OF CHINA	128,687.10	383,940	17,611,328	401,030
	SINGAPORE	2,345.96	1,009	46,283	1,050
	THAILAND	475.60	9,125	418,564	9,336
071232	Wood ears (Auricularia spp.), whole, cut, sliced, broken or in powder, but not further prepared, dried	28,705.00	24,380	1,118,311	26,207
	HONG KONG, CHINA	2,250.00	2,800	128,436	2,802
	PEOPLE'S REPUBLIC OF CHINA	26,455.00	21,580	989,875	23,405
071233	Jelly fungi (Tremella spp.), whole, cut, sliced, broken or in powder, but not further prepared, dried	70,953.21	22,206	1,018,589	23,240
	HONG KONG, CHINA	2,994.00	2,000	91,740	2,114
	PEOPLE'S REPUBLIC OF CHINA	67,605.00	20,006	917,675	20,904
	SINGAPORE	354.21	200	9,174	222
071239	Truffles and similar products, n.e.s., whole, cut, sliced, broken or in powder, but not further prepared, dried	49,172.67	70,541	3,235,716	73,924
	PEOPLE'S REPUBLIC OF CHINA	43,574.00	54,754	2,511,566	57,383
	SINGAPORE	5,576.67	13,126	602,090	13,806
	TAIWAN (REP. OF CHINA)	22.00	2,661	122,060	2,735
071290	Other vegetables; mixture of vegetables, whole, cut, sliced, broken or in powder, but not further prepared, dried	8,249,471.09	10,321,062	473,427,114	10,688,512
	BELGIUM	507.00	3,075	141,050	3,499
	CANADA	226,176.00	122,738	5,629,992	123,198
	FRANCE	6,572.00	26,451	1,213,308	27,542
	GERMANY	5,400.00	31,626	1,450,684	32,599
	HONG KONG, CHINA	14,620.00	23,575	1,081,385	24,718
	INDIA	8,200.00	14,320	656,858	14,819
	ISRAEL	2,150.00	9,822	450,535	10,085
	ITALY	2,698.00	3,258	149,444	3,391
	MALAYSIA	107.00	659	30,228	743
	PEOPLE'S REPUBLIC OF CHINA	4,006,596.16	5,643,835	258,882,713	5,850,446
	SINGAPORE	2,993.00	23,068	1,058,129	24,186
	SPAIN	11,680.00	96,412	4,422,418	99,477
	TAIWAN (REP. OF CHINA)	1,764.00	6,408	293,935	6,716
	THAILAND	2,021.91	9,933	455,627	10,213
	TURKEY	1.00	10,254	470,351	10,264
	UK OF GREAT BRITAIN AND N. IRELAND	3,226.00	21,375	980,471	22,234

TABLE 8 - Continued

PSCC CODE	COMMODITY AND COUNTRY OF ORIGIN	GROSS WEIGHT (GK)	FOB VALUE		CIF
			DOLLARS	PESOS	DOLLARS
	UNITED ARAB EMIRATES, N.E.S.	311.80	1,795	82,337	1,885
	UNITED STATES OF AMERICA	3,954,447.22	4,272,458	195,977,649	4,422,497
0713	Dried leguminous vegetables, shelled, whether or not skinned or split.	82,504,286.04	42,975,323	1,971,278,067	45,182,591
071310	Peas (<i>Pisum sativum</i>), shelled, whether or not skinned or split, dried	40,897,556.56	15,863,574	727,662,141	16,890,677
	ARGENTINA	1,232,560.00	411,580	18,879,175	427,938
	AUSTRALIA	2,244,165.00	830,145	38,078,752	865,812
	BELGIUM	1,385.00	627	28,760	663
	CANADA	20,415,261.00	7,736,884	354,890,869	8,279,494
	NEW ZEALAND	52,000.00	15,000	688,050	18,303
	REPUBLIC OF KOREA	1,900.92	7,080	324,760	7,199
	TAIWAN (REP. OF CHINA)	2,856.00	8,080	370,630	8,394
	THAILAND	845.00	3,280	150,454	3,372
	UK OF GREAT BRITAIN AND N. IRELAND	440,000.00	195,391	8,962,585	225,476
	UNITED STATES OF AMERICA	16,506,583.64	6,655,507	305,288,106	7,054,026
071320	Chickpeas (<i>garbanzos</i>), shelled, whether or not skinned or split, dried	824,384.75	460,849	21,139,143	513,737
	AUSTRALIA	161,600.00	61,613	2,826,188	70,796
	CANADA	173,006.00	88,717	4,069,449	98,914
	FRANCE	46.75	280	12,844	297
	INDIA	188,192.00	125,675	5,764,712	130,354
	ITALY	550.00	187	8,577	195
	MEXICO	23,010.00	4,600	211,002	4,730
	MYANMAR, UNION OF (BURMA)	24,038.00	20,880	957,766	21,451
	SINGAPORE	8,500.00	13,200	605,484	13,681
	TURKEY	2,222.00	3,736	171,370	3,746
	UNITED ARAB EMIRATES, N.E.S.	34,500.00	29,708	1,362,706	30,795
	UNITED STATES OF AMERICA	208,720.00	112,253	5,149,045	138,778
071331	Beans of species <i>Vigna mungo</i> (L.) Hepper or <i>Vigna radiata</i> (L.) Wilczek, shelled, whether or not skinned or split, dried	31,240,382.54	21,048,904	965,513,225	21,948,840
	ARGENTINA	117,120.00	51,574	2,365,699	54,110
	AUSTRALIA	4,163,044.00	3,727,787	170,993,589	3,890,993
	CANADA	239,010.00	105,165	4,823,919	112,892
	INDONESIA	14,453,897.90	6,990,075	320,634,740	7,315,365
	MYANMAR, UNION OF (BURMA)	8,986,440.50	9,108,972	417,828,545	9,450,030
	PEOPLE'S REPUBLIC OF CHINA	2,554,123.50	518,107	23,765,568	550,620
	SINGAPORE	5,200.00	6,800	311,916	7,059
	SOUTH AFRICA, REP. OF	82,231.00	16,400	752,268	17,368
	THAILAND	627,730.40	521,025	23,899,417	546,954
	UNITED STATES OF AMERICA	1,085.24	1,002	45,962	1,158
	VIETNAM	10,500.00	1,997	91,602	2,291
071332	Small red (<i>Adzuki</i>) beans (<i>Phaseolus</i> or <i>Vigna angularis</i>), shelled, whether or not skinned or split, dried	1,011,266.93	525,765	24,116,841	554,782
	CANADA	80,040.00	74,721	3,427,452	78,391
	ITALY	128.00	52	2,385	54
	MYANMAR, UNION OF (BURMA)	50,098.00	30,248	1,387,476	32,358
	PEOPLE'S REPUBLIC OF CHINA	876,783.00	412,035	18,900,046	432,763
	UNITED STATES OF AMERICA	4,217.93	8,709	399,482	11,216
071333	Kidney beans, including white pea beans (<i>Phaseolus vulgaris</i>), shelled, whether or not skinned or split, dried	5,851,697.67	3,506,031	160,821,642	3,634,006
	ARGENTINA	192,000.00	36,960	1,695,355	40,079
	AUSTRALIA	24,080.00	25,475	1,168,538	27,509
	ETHIOPIA	96,336.00	36,929	1,693,933	38,399
	ITALY	550.00	204	9,357	212

TABLE 8 - Continued

PSCC CODE	COMMODITY AND COUNTRY OF ORIGIN	GROSS WEIGHT (GK)	FOB VALUE		CIF
			DOLLARS	PESOS	DOLLARS
	MYANMAR, UNION OF (BURMA)	148,238.00	94,110	4,316,826	96,282
	PEOPLE'S REPUBLIC OF CHINA	4,496,267.70	2,171,455	99,604,641	2,246,328
	SINGAPORE	1,300.00	1,250	57,338	1,298
	SPAIN	2,615.70	3,610	165,591	4,014
	TURKEY	1,060.00	2,551	117,014	2,557
	UNITED ARAB EMIRATES, N.E.S.	1,011.07	1,675	76,832	1,743
	UNITED STATES OF AMERICA	875,739.20	1,129,762	51,822,183	1,173,234
	VIETNAM	12,500.00	2,050	94,034	2,351
071339	Other beans (<i>Vigna</i> spp., <i>Phaseolus</i> spp.), shelled, whether or not skinned or split, dried	1,122,314.29	502,039	23,028,529	534,842
	ITALY	449.00	399	18,302	457
	MYANMAR, UNION OF (BURMA)	619,593.00	242,082	11,104,301	255,847
	PEOPLE'S REPUBLIC OF CHINA	238,502.00	115,434	5,294,958	123,107
	SPAIN	161.00	493	22,614	506
	TURKEY	1,010.00	1,776	81,465	1,781
	UNITED STATES OF AMERICA	262,599.29	141,855	6,506,889	153,144
071340	Lentils, shelled, whether or not skinned or split, dried	44,418.72	53,739	2,465,008	55,986
	AUSTRALIA	1,238.00	920	42,200	1,053
	FRANCE	397.50	2,136	97,978	2,173
	INDIA	5,713.59	4,519	207,287	4,884
	SINGAPORE	4,560.00	7,640	350,447	7,814
	SPAIN	4,365.35	6,645	304,806	7,174
	SWITZERLAND	720.00	1,100	50,457	1,163
	TURKEY	1,010.00	1,434	65,778	1,439
	UNITED ARAB EMIRATES, N.E.S.	12,546.10	13,213	606,080	13,703
	UNITED STATES OF AMERICA	13,868.18	16,132	739,975	16,583
071350	Broad beans (<i>Vicia faba</i> var. <i>major</i>) and horse beans (<i>Vicia faba</i> var. <i>equina</i> , <i>Vicia faba</i> var. <i>minor</i>), shelled, whether or not skinned or split, dried	1,411,028.93	955,090	43,809,978	983,496
	AUSTRALIA	1,258,345.00	911,635	41,816,697	937,938
	PEOPLE'S REPUBLIC OF CHINA	150,500.00	39,775	1,824,479	41,727
	UNITED ARAB EMIRATES, N.E.S.	2,183.93	3,680	168,802	3,831
071390	Other leguminous vegetables, shelled, whether or not skinned or split, dried	101,235.65	59,332	2,721,560	66,225
	INDIA	720.00	235	10,780	273
	MYANMAR, UNION OF (BURMA)	71,123.00	40,100	1,839,387	45,001
	PEOPLE'S REPUBLIC OF CHINA	23,547.00	16,802	770,708	18,297
	SINGAPORE	5,845.65	2,195	100,685	2,654
0714	Manioc, arrowroot, salep, Jerusalem artichokes, sweet potatoes and similar roots and tubers with high starch or inulin content, fresh, chilled, frozen or dried, whether or not sliced or in the form of pellets; sago pith.	165,318.70	231,369	10,612,896	239,858
071420	Sweet potatoes, fresh, chilled, frozen or dried, whether or not sliced or in the form of pellets	25,220.00	11,790	540,807	12,514
	UNITED STATES OF AMERICA	25,220.00	11,790	540,807	12,514
071490	Arrowroot, salep, Jerusalem artichokes and other similar roots and tubers with high starch or inulin content, fresh, chilled, frozen or dried, whether or not sliced or in the form of pellets; sago pith	140,098.70	219,579	10,072,089	227,344
	INDIA	1,082.00	2,400	110,088	2,458
	JAPAN	2,516.70	1,079	49,494	1,196
	VIETNAM	136,500.00	216,100	9,912,507	223,690
08	Edible fruit and nuts; peel of citrus fruits or melons	236,408,302.82	224,573,056	10,301,166,085	238,344,518
0801	Coconuts, Brazil nuts and cashew nuts, fresh or dried, whether or not shelled or peeled.	1,292,015.81	6,433,955	295,125,516	6,611,023

TABLE 8 - Continued

PSCC CODE	COMMODITY AND COUNTRY OF ORIGIN	GROSS WEIGHT (GK)	FOB VALUE		CIF
			DOLLARS	PESOS	DOLLARS
080111	Desiccated coconuts, fresh or dried	312,998.76	351,663	16,130,782	362,777
	AUSTRALIA	69.35	363	16,651	385
	FRANCE	20,389.08	6,294	288,706	6,505
	GERMANY	48,534.00	122,659	5,626,368	122,954
	HONG KONG, CHINA	9,200.00	34,547	1,584,671	35,521
	INDONESIA	15,586.50	6,923	317,558	7,345
	JAPAN	10,347.20	29,138	1,336,560	30,171
	NETHERLANDS	25,872.44	6,390	293,109	6,652
	SOUTH AFRICA, REP. OF	25,518.25	6,310	289,440	6,568
	UNITED STATES OF AMERICA	157,481.94	139,039	6,377,719	146,676
080132	Cashew nuts, fresh or dried, shelled	979,017.05	6,082,292	278,994,734	6,248,246
	AUSTRALIA	2,083.18	17,248	791,166	17,881
	SINGAPORE	1,184.00	7,500	344,025	7,785
	THAILAND	8,075.10	58,023	2,661,515	60,330
	UNITED STATES OF AMERICA	10,368.07	94,247	4,323,110	96,840
	VIETNAM	957,306.70	5,905,274	270,874,918	6,065,410
0802	Other nuts, fresh or dried, whether or not shelled or peeled.	1,524,917.68	7,676,269	352,110,459	7,932,317
080211	Almonds, fresh or dried, in shell	112,898.43	521,317	23,912,810	535,073
	INDIA	259.00	59	2,706	68
	SINGAPORE	58.00	59	2,706	68
	THAILAND	6,533.90	58,432	2,680,276	59,744
	UNITED STATES OF AMERICA	106,047.53	462,767	21,227,122	475,193
080212	Almonds, fresh or dried, shelled	417,331.69	3,571,752	163,836,264	3,657,443
	AUSTRALIA	32,295.62	147,684	6,774,265	151,790
	CANADA	1,835.20	10,402	477,140	10,695
	HONG KONG, CHINA	62,050.00	625,700	28,700,859	641,222
	REPUBLIC OF KOREA	8,832.00	32,545	1,492,839	34,134
	THAILAND	166,294.80	1,463,837	67,146,203	1,484,805
	UNITED STATES OF AMERICA	146,024.07	1,291,584	59,244,958	1,334,797
080221	Hazelnuts or filberts (Corylus spp.), fresh or dried, in shell	36,140.00	152,773	7,007,698	160,996
	UNITED STATES OF AMERICA	36,140.00	152,773	7,007,698	160,996
080222	Hazelnuts or filberts (Corylus spp.), fresh or dried, shelled	6,913.00	61,007	2,798,391	62,712
	AUSTRALIA	91.00	489	22,430	541
	UNITED STATES OF AMERICA	6,822.00	60,518	2,775,961	62,171
080231	Walnuts, fresh or dried, in shell	27,164.24	175,845	8,066,010	182,766
	UNITED STATES OF AMERICA	27,164.24	175,845	8,066,010	182,766
080232	Walnuts, fresh or dried, shelled	148,294.97	954,957	43,803,878	991,003
	AUSTRALIA	272.00	3,318	152,197	3,324
	HONG KONG, CHINA	39,390.00	313,090	14,361,438	327,014
	THAILAND	13,168.00	123,362	5,658,615	126,037
	UNITED STATES OF AMERICA	95,464.97	515,187	23,631,628	534,628
080240	Chestnuts (Castanea spp.), fresh or dried, whether or not shelled or peeled	579,529.00	208,038	9,542,703	222,250
	PEOPLE'S REPUBLIC OF CHINA	579,456.00	207,821	9,532,749	222,003
	UK OF GREAT BRITAIN AND N. IRELAND	73.00	217	9,954	247
080250	Pistachios, fresh or dried, whether or not shelled or peeled	111,333.37	1,269,345	58,224,855	1,323,813
	CANADA	8,629.80	59,559	2,731,971	61,239
	HONG KONG, CHINA	12,100.00	125,800	5,770,446	130,952

TABLE 8 - Continued

PSCC CODE	COMMODITY AND COUNTRY OF ORIGIN	GROSS WEIGHT (GK)	FOB VALUE		CIF
			DOLLARS	PESOS	DOLLARS
	UNITED STATES OF AMERICA	90,603.57	1,083,986	49,722,438	1,131,622
080290	Other edible nuts, fresh or dried, whether or not shelled or peeled	85,312.98	761,235	34,917,850	796,261
	AUSTRALIA	8,708.88	99,613	4,569,248	102,489
	HONG KONG, CHINA	9,500.00	131,667	6,039,565	147,467
	INDIA	1,142.63	3,201	146,830	3,543
	SINGAPORE	19,002.00	111,726	5,124,872	113,120
	SWITZERLAND	151.20	1,050	48,164	1,093
	UNITED STATES OF AMERICA	46,808.27	413,978	18,989,171	428,549
0803	Bananas, including plantains, fresh or dried.	3,521.00	21,511	986,710	22,182
080300	Bananas, including plantains, fresh or dried	3,521.00	21,511	986,710	22,182
	PEOPLE'S REPUBLIC OF CHINA	3,521.00	21,511	986,710	22,182
0804	Dates, figs, pineapples, avocados, guavas, mangoes and mangosteens, fresh or dried.	73,055.65	790,276	36,249,961	810,606
080410	Dates, fresh or dried	26,444.33	42,051	1,928,879	44,439
	IRAN, ISLAMIC REP. OF	18,200.00	22,720	1,042,166	24,358
	UNITED ARAB EMIRATES, N.E.S.	311.59	1,794	82,291	1,884
	UNITED STATES OF AMERICA	7,932.74	17,537	804,422	18,197
080420	Figs, fresh or dried	9,694.32	30,661	1,406,421	32,392
	SWITZERLAND	138.00	250	11,468	258
	TURKEY	5,350.00	5,750	263,753	6,695
	UNITED ARAB EMIRATES, N.E.S.	100.32	578	26,513	608
	UNITED STATES OF AMERICA	4,106.00	24,083	1,104,687	24,831
080440	Avocados, fresh or dried	790.00	482	22,109	529
	AUSTRALIA	790.00	482	22,109	529
080450	Guavas, Mangoes and mangosteens, fresh or dried	36,127.00	717,082	32,892,552	733,246
	HONG KONG, CHINA	1,090.00	6,500	298,155	9,516
	SINGAPORE	180.00	350	16,055	370
	THAILAND	34,857.00	710,232	32,578,342	723,360
0805	Citrus fruit, fresh or dried.	86,967,242.53	48,900,276	2,243,055,660	52,487,088
080510	Oranges, fresh or dried	20,512,307.46	11,075,733	508,043,873	11,848,531
	ARGENTINA	1,519,961.00	788,959	36,189,549	848,647
	AUSTRALIA	3,525,683.72	2,961,367	135,837,904	3,152,574
	CANADA	17,199.00	5,000	229,350	5,029
	INDONESIA	193,118.00	73,472	3,370,161	82,193
	PAKISTAN, ISLAMIC REP. OF	5,112,128.00	1,953,501	89,607,091	2,042,989
	PEOPLE'S REPUBLIC OF CHINA	4,839,154.60	2,750,888	126,183,233	2,950,934
	UNITED STATES OF AMERICA	5,305,063.14	2,542,546	116,626,585	2,766,165
080520	Mandarins (including tangerines and satsumas); clementines, wilkings and similar citrus hybrids, fresh or dried	62,712,325.22	34,688,113	1,591,143,743	37,289,472
	ARGENTINA	7,036,585.80	3,546,153	162,662,038	3,757,215
	AUSTRALIA	1,583,923.90	1,627,066	74,633,517	1,728,236
	INDONESIA	246,183.00	89,791	4,118,713	101,001
	PAKISTAN, ISLAMIC REP. OF	8,457,022.00	3,229,797	148,150,788	3,480,145
	PEOPLE'S REPUBLIC OF CHINA	45,275,243.50	26,088,757	1,196,691,284	28,093,505
	THAILAND	7,118.97	14,638	671,445	15,364
	UNITED STATES OF AMERICA	106,248.05	91,911	4,215,958	114,006
080540	Grapefruit, fresh or dried	306,748.17	147,482	6,764,999	157,466

TABLE 8 - Continued

PSCC CODE	COMMODITY AND COUNTRY OF ORIGIN	GROSS WEIGHT (GK)	FOB VALUE		CIF
			DOLLARS	PESOS	DOLLARS
	AUSTRALIA	9,650.00	11,852	543,651	13,018
	UNITED STATES OF AMERICA	297,098.17	135,630	6,221,348	144,448
080550	Lemons (Citrus limon, Citrus limonum) and limes (Citrus aurantifolia, Citrus latifolia), fresh or dried	3,435,346.27	2,987,835	137,051,991	3,190,473
	ARGENTINA	769,111.00	776,939	35,638,192	818,355
	AUSTRALIA	272,860.28	417,630	19,156,688	439,059
	PEOPLE'S REPUBLIC OF CHINA	5,940.00	3,208	147,151	3,500
	TAIWAN (REP. OF CHINA)	4,219.02	609	27,935	627
	THAILAND	2,700.00	1,052	48,255	1,360
	UNITED STATES OF AMERICA	2,380,515.97	1,788,397	82,033,770	1,927,572
080590	Other citrus fruits, n.e.s., fresh or dried	515.41	1,113	51,054	1,146
	INDIA	294.41	964	44,219	975
	JAPAN	221.00	149	6,835	171
0806	Grapes, fresh or dried.	32,386,633.85	41,517,427	1,904,404,377	44,068,765
080610	Grapes, fresh	27,332,624.43	33,690,820	1,545,397,914	35,948,090
	AUSTRALIA	4,693,679.00	7,513,237	344,632,181	7,957,710
	CHILE	6,358,338.80	4,501,656	206,490,961	4,734,321
	PEOPLE'S REPUBLIC OF CHINA	285,676.00	305,188	13,998,974	328,399
	THAILAND	9,360.00	15,120	693,554	16,519
	UNITED STATES OF AMERICA	15,985,570.63	21,355,619	979,582,244	22,911,141
080620	Grapes, dried	5,054,009.42	7,826,607	359,006,463	8,120,675
	INDIA	460,676.00	217,713	9,986,495	230,410
	IRAN, ISLAMIC REP. OF	124,800.00	66,700	3,059,529	69,800
	JAPAN	15.00	45	2,064	50
	PAKISTAN, ISLAMIC REP. OF	27,500.00	10,680	489,892	11,729
	PEOPLE'S REPUBLIC OF CHINA	739,304.00	632,099	28,994,381	661,770
	SINGAPORE	570.47	503	23,073	556
	SOUTH AFRICA, REP. OF	385,752.00	681,528	31,261,689	713,096
	THAILAND	138,568.20	288,159	13,217,853	292,740
	TURKEY	38,578.00	98,431	4,515,030	111,401
	UK OF GREAT BRITAIN AND N. IRELAND	1,056.83	3,249	149,032	3,645
	UNITED ARAB EMIRATES, N.E.S.	388.18	2,235	102,519	2,346
	UNITED STATES OF AMERICA	3,136,800.74	5,825,265	267,204,906	6,023,132
0808	Apples, pears and quinces, fresh.	103,971,270.05	104,571,280	4,796,684,615	110,975,073
080810	Apples, fresh	82,614,237.87	89,749,340	4,116,802,227	95,060,315
	ALASKA	48,626.00	64,756	2,970,358	68,130
	AUSTRALIA	2,200.00	5,485	251,597	8,408
	CHILE	173,901.00	120,596	5,531,739	126,966
	GERMANY	3,166.47	10,292	472,094	10,876
	JAPAN	48,010.00	97,417	4,468,518	105,282
	NEW ZEALAND	1,051,835.15	1,206,514	55,342,797	1,262,583
	PEOPLE'S REPUBLIC OF CHINA	73,334,493.04	82,446,419	3,781,817,240	87,200,020
	REPUBLIC OF KOREA	1,320.00	600	27,522	634
	SWITZERLAND	690.00	325	14,908	371
	UNITED STATES OF AMERICA	7,949,996.21	5,796,936	265,905,454	6,277,045
080820	Pears and quinces, fresh	21,357,032.18	14,821,940	679,882,388	15,914,758
	AUSTRALIA	51,070.90	59,909	2,748,026	63,569
	JAPAN	876.00	1,945	89,217	2,060
	PEOPLE'S REPUBLIC OF CHINA	21,247,291.60	14,726,763	675,516,619	15,812,794
	REPUBLIC OF KOREA	14,976.00	5,740	263,294	6,067
	UNITED STATES OF AMERICA	42,817.68	27,583	1,265,232	30,268
0809	Apricots, cherries, peaches (including nectarines), plums and sloes, fresh.	173,205.36	218,053	10,002,092	227,562

TABLE 8 - Continued

PSCC CODE	COMMODITY AND COUNTRY OF ORIGIN	GROSS WEIGHT (GK)	FOB VALUE		CIF
			DOLLARS	PESOS	DOLLARS
080920	Cherries, fresh	19,874.41	39,672	1,819,755	41,407
	UNITED STATES OF AMERICA	19,874.41	39,672	1,819,755	41,407
080930	Peaches (including nectarines), fresh	86,401.39	75,373	3,457,360	78,906
	AUSTRALIA	5,821.00	15,249	699,472	15,321
	GREECE	49,598.00	42,938	1,969,566	45,384
	PEOPLE'S REPUBLIC OF CHINA	20,500.00	4,650	213,296	4,841
	UNITED STATES OF AMERICA	10,482.39	12,536	575,026	13,360
080940	Plums and sloes, fresh	66,929.56	103,008	4,724,977	107,249
	AUSTRALIA	33,813.00	61,586	2,824,950	63,002
	JAPAN	43.00	355	16,284	406
	UNITED STATES OF AMERICA	33,073.56	41,067	1,883,743	43,841
0810	Other fruit, fresh.	6,154,290.63	7,225,990	331,456,161	7,631,309
081010	Strawberries, fresh	96,403.00	217,508	9,977,092	232,487
	MEXICO	69,000.00	176,253	8,084,725	188,591
	PEOPLE'S REPUBLIC OF CHINA	26,400.00	31,200	1,431,144	32,978
	UNITED STATES OF AMERICA	1,003.00	10,055	461,223	10,918
081020	Raspberries, blackberries, mulberries and loganberries, fresh	6,511.00	14,352	658,326	15,226
	FRANCE	594.00	540	24,770	627
	UNITED STATES OF AMERICA	5,917.00	13,812	633,556	14,599
081040	Cranberries, bilberries and other fruits of the genus Vaccinium, fresh	30,545.00	96,773	4,438,977	99,733
	CANADA	25,228.00	70,875	3,251,036	72,993
	SINGAPORE	5,317.00	25,898	1,187,941	26,740
081050	Kiwifruit, fresh	1,189,516.00	2,114,895	97,010,234	2,247,642
	AUSTRALIA	31,364.00	67,925	3,115,720	68,303
	CHILE	12,080.00	8,685	398,381	8,705
	NEW ZEALAND	973,688.00	1,788,385	82,033,220	1,908,731
	UNITED STATES OF AMERICA	172,384.00	249,900	11,462,913	261,903
081090	Other fresh fruits, n.e.s.	4,831,315.63	4,782,462	219,371,532	5,036,221
	INDONESIA	144,533.00	89,494	4,105,090	95,384
	PEOPLE'S REPUBLIC OF CHINA	3,497,604.50	3,080,355	141,295,884	3,240,913
	REPUBLIC OF KOREA	797,312.00	873,746	40,078,729	927,772
	SINGAPORE	526.51	375	17,201	422
	THAILAND	228,458.00	473,965	21,740,775	489,731
	UNITED STATES OF AMERICA	3,020.00	5,499	252,239	5,769
	VIETNAM	159,861.62	259,028	11,881,614	276,230
0811	Fruit and nuts, uncooked or cooked by steaming or boiling in water, frozen, whether or not containing added sugar or other sweetening matter.	2,110,067.88	3,005,365	137,856,095	3,169,948
081110	Strawberries, uncooked or cooked by steaming or boiling in water, frozen, whether or not containing added sugar or other sweetening matter	575,813.21	834,934	38,298,423	882,411
	BELGIUM	27,653.03	45,447	2,084,654	48,073
	FRANCE	1,713.97	3,570	163,756	3,936
	MEXICO	20,864.00	49,250	2,259,098	60,085
	PEOPLE'S REPUBLIC OF CHINA	449,378.73	563,192	25,833,617	587,816
	SPAIN	1,060.94	4,498	206,323	4,682
	UNITED STATES OF AMERICA	75,142.54	168,977	7,750,975	177,819
081120	Raspberries, blackberries, mulberries and loganberries, black, white or red currants and gooseberries, uncooked or cooked by steaming or boiling in water, frozen, whether or not containing added sugar or other sweetening matter	151,903.37	442,475	20,296,329	462,585

TABLE 8 - Continued

PSCC CODE	COMMODITY AND COUNTRY OF ORIGIN	GROSS WEIGHT (GK)	FOB VALUE		CIF
			DOLLARS	PESOS	DOLLARS
	AUSTRALIA	7,942.00	13,291	609,658	13,551
	BELGIUM	44,271.68	89,664	4,112,888	95,609
	CANADA	50,516.00	163,800	7,513,506	171,888
	FRANCE	6,008.81	24,588	1,127,852	27,395
	PEOPLE'S REPUBLIC OF CHINA	14,195.00	36,315	1,665,769	37,662
	REPUBLIC OF KOREA	1,763.00	4,815	220,864	4,822
	SINGAPORE	7,236.38	42,101	1,931,173	42,515
	THAILAND	768.00	1,178	54,035	1,186
	UNITED STATES OF AMERICA	19,202.50	66,723	3,060,584	67,957
081190	Other fruits and nuts, uncooked or cooked by steaming or boiling in water, frozen, whether or not containing added sugar or other sweetening matter	1,382,351.30	1,727,956	79,261,343	1,824,952
	AUSTRALIA	1,277.00	3,729	171,050	3,970
	BELGIUM	23,933.00	38,442	1,763,335	44,420
	CANADA	123,978.40	434,610	19,935,561	464,475
	FRANCE	12,303.25	6,203	284,532	7,112
	INDONESIA	781,751.00	470,703	21,591,146	496,702
	PEOPLE'S REPUBLIC OF CHINA	9,772.91	31,185	1,430,456	33,081
	TAIWAN (REP. OF CHINA)	3,287.00	1,918	87,978	2,063
	THAILAND	85,323.00	138,316	6,344,555	143,471
	UNITED STATES OF AMERICA	83,633.74	211,418	9,697,744	219,335
	VIETNAM	257,092.00	391,432	17,954,986	410,323
0812	Fruit and nuts provisionally preserved (for example, by sulphur dioxide gas, in brine, in sulphur water or in other preservative solutions), but unsuitable in that state for immediate consumption.	1,177,813.63	1,923,179	88,216,220	2,036,782
081210	Cherries, provisionally preserved (for example, by sulphur dioxide gas, in brine, in sulphur water or in other preservative solutions), but unsuitable in that state for immediate consumption	1,138,501.13	1,863,574	85,482,140	1,973,319
	BELGIUM	25,878.00	38,994	1,788,655	42,051
	BULGARIA	323,940.18	498,842	22,881,883	520,540
	CANADA	22,999.00	49,745	2,281,803	52,645
	GREECE	246,852.00	436,848	20,038,218	473,116
	ITALY	442,223.95	704,337	32,307,938	744,638
	THAILAND	76,608.00	134,808	6,183,643	140,329
081290	Other fruits and nuts, provisionally preserved (for example, by sulphur dioxide gas, in brine, in sulphur water or in other preservative solutions), but unsuitable in that state for immediate consumption	39,312.50	59,605	2,734,080	63,463
	AUSTRALIA	2,628.00	5,123	234,992	6,898
	FRANCE	510.00	375	17,201	386
	GERMANY	516.00	475	21,788	538
	HONG KONG, CHINA	186.00	236	10,825	249
	SPAIN	864.64	2,200	100,914	2,473
	UNITED STATES OF AMERICA	34,607.86	51,196	2,348,360	52,919
0813	Fruit, dried, other than that of headings 08.01 to 08.06; mixtures of nuts or dried fruits of this Chapter.	557,812.60	2,226,824	102,144,417	2,306,837
081310	Apricots, dried	19,926.10	74,176	3,402,453	77,112
	SWITZERLAND	138.00	275	12,614	285
	TURKEY	5,300.00	6,000	275,220	6,950
	UNITED ARAB EMIRATES, N.E.S.	265.39	1,141	52,338	1,206
	UNITED STATES OF AMERICA	14,222.71	66,760	3,062,281	68,671
081320	Prunes, dried	318,685.02	635,816	29,164,880	660,742
	BELGIUM	2,160.77	4,838	221,919	4,975
	FRANCE	518.00	334	15,321	386
	SINGAPORE	31,830.49	27,106	1,243,352	29,340
	SWITZERLAND	138.00	250	11,468	258

TABLE 8 - Continued

PSCC CODE	COMMODITY AND COUNTRY OF ORIGIN	GROSS WEIGHT (GK)	FOB VALUE		CIF
			DOLLARS	PESOS	DOLLARS
	TAIWAN (REP. OF CHINA)	6,400.00	4,948	226,965	5,168
	THAILAND	1,387.00	9,343	428,563	9,712
	UNITED ARAB EMIRATES, N.E.S.	66.27	382	17,522	401
	UNITED STATES OF AMERICA	276,184.49	588,615	26,999,770	610,502
081330	Apples, dried	2,820.00	22,791	1,045,423	26,354
	ITALY	2,820.00	22,791	1,045,423	26,354
081340	Other dried fruits, other than that of headings Nos. 08.01 to 08.06	143,087.80	1,350,357	61,940,876	1,387,190
	AUSTRALIA	1,360.00	2,924	134,124	2,930
	BELGIUM	4,592.00	6,401	293,614	6,633
	FRANCE	248.00	138	6,330	146
	ITALY	212.00	343	15,733	354
	PEOPLE'S REPUBLIC OF CHINA	2,936.60	38,732	1,776,637	39,698
	TAIWAN (REP. OF CHINA)	16.00	36	1,651	39
	THAILAND	70,936.00	1,205,870	55,313,257	1,236,760
	UNITED STATES OF AMERICA	62,787.20	95,913	4,399,530	100,630
081350	Mixtures of nuts or dried fruits of this Chapter	73,293.68	143,684	6,590,785	155,439
	AUSTRALIA	8,018.00	9,766	447,966	10,571
	PEOPLE'S REPUBLIC OF CHINA	2,072.28	6,925	317,650	7,944
	SINGAPORE	1,442.64	7,274	333,658	7,471
	SWITZERLAND	989.00	3,855	176,829	4,318
	THAILAND	13,450.00	61,279	2,810,868	63,614
	UK OF GREAT BRITAIN AND N. IRELAND	130.00	357	16,376	409
	UNITED STATES OF AMERICA	47,191.76	54,228	2,487,438	61,112
0814	Peel of citrus fruit or melons (including watermelons), fresh, frozen, dried or provisionally preserved in brine, in sulphur water or in other preservative solutions.	16,456.15	62,651	2,873,802	65,026
081400	Peel of citrus fruit or melons (including watermelons), fresh, frozen, dried or provisionally preserved in brine, in sulphur water or in other preservative solutions	16,456.15	62,651	2,873,802	65,026
	SPAIN	11,458.17	48,578	2,228,273	50,567
	UNITED STATES OF AMERICA	4,997.98	14,073	645,529	14,459
09	Coffee, tea, maté and spices	59,688,988.89	124,343,632	5,703,642,397	127,248,225
0901	Coffee, whether or not roasted or decaffeinated; coffee husks and skins; coffee substitutes containing coffee in any proportion.	47,484,932.13	90,458,055	4,149,310,977	92,218,530
090111	Coffee, not roasted or decaffeinated	44,884,074.44	82,722,320	3,794,472,819	84,259,254
	AUSTRALIA	1,950.00	2,529	116,005	2,673
	INDONESIA	10,864,728.00	19,284,046	884,559,191	19,960,952
	ITALY	9,749.94	5,004	229,533	5,294
	JAPAN	11,470.50	13,245	607,548	16,372
	LAO PEOPLE'S DEMOCRATIC REPUBLIC (LAOS)	38,848.00	125,634	5,762,832	130,147
	MALAYSIA	19,520.00	47,520	2,179,742	48,860
	PEOPLE'S REPUBLIC OF CHINA	13.00	231	10,596	256
	SINGAPORE	135,885.00	299,281	13,728,020	310,969
	TAIWAN (REP. OF CHINA)	1,121.00	4,738	217,332	4,965
	UNITED STATES OF AMERICA	18,586.00	14,592	669,335	15,427
	VIETNAM	33,782,203.00	62,925,500	2,886,392,685	63,763,339
090112	Coffee, decaffeinated	135,882.43	649,180	29,777,885	666,712
	AUSTRALIA	2,459.83	36,968	1,695,722	39,073
	FRANCE	2,570.00	1,492	68,438	1,754
	ITALY	7,439.00	48,034	2,203,319	50,898
	MALAYSIA	39,744.00	341,624	15,670,292	347,526
	REPUBLIC OF KOREA	5,539.20	1,905	87,382	2,130
	SINGAPORE	13,496.49	74,900	3,435,662	77,683
	UK OF GREAT BRITAIN AND N. IRELAND	3,241.91	16,724	767,130	18,510
	UNITED STATES OF AMERICA	2,871.00	2,892	132,657	3,068
	VIETNAM	58,521.00	124,641	5,717,283	126,070

TABLE 8 - Continued

PSCC CODE	COMMODITY AND COUNTRY OF ORIGIN	GROSS WEIGHT (GK)	FOB VALUE		CIF
			DOLLARS	PESOS	DOLLARS
090121	Coffee, roasted, not decaffeinated	2,152,413.43	6,772,024	310,632,740	6,957,392
	AUSTRALIA	10,513.59	80,371	3,686,618	85,324
	FRANCE	2,472.14	31,033	1,423,484	39,832
	GERMANY	3,564.00	19,407	890,199	19,607
	HONG KONG, CHINA	202,519.10	49,610	2,275,611	52,934
	INDIA	40.64	315	14,449	328
	INDONESIA	129,198.00	311,741	14,299,560	314,179
	ITALY	61,310.38	132,797	6,091,399	149,538
	JAPAN	5,019.50	5,925	271,780	6,322
	MALAYSIA	369,705.53	2,918,711	133,881,272	3,003,560
	NETHERLANDS	6,092.00	84,622	3,881,611	84,705
	REPUBLIC OF KOREA	1,855.60	4,036	185,131	4,436
	SINGAPORE	391,347.17	369,493	16,948,643	394,670
	SWITZERLAND	10,465.00	90,500	4,151,235	92,957
	TAIWAN (REP. OF CHINA)	517.50	2,200	100,914	2,319
	THAILAND	70.17	210	9,633	216
	UK OF GREAT BRITAIN AND N. IRELAND	7,735.81	26,214	1,202,436	29,185
	UNITED STATES OF AMERICA	80,511.70	233,922	10,730,003	240,225
	VIETNAM	869,475.60	2,410,917	110,588,762	2,437,055
090122	Coffee, roasted or decaffeinated	62,616.74	108,116	4,959,280	113,632
	AUSTRALIA	2,408.12	17,669	810,476	20,395
	ITALY	13,439.90	10,675	489,663	12,853
	JAPAN	1,313.64	2,090	95,869	2,228
	MALAYSIA	38,661.00	68,933	3,161,957	69,198
	SINGAPORE	1,486.00	996	45,686	1,136
	UNITED STATES OF AMERICA	5,308.08	7,753	355,629	7,822
090190	Other coffee, whether or not roasted or decaffeinated; coffee husks and skins; coffee substitutes containing coffee in any proportion	249,945.09	206,415	9,468,253	221,540
	HONG KONG, CHINA	158,927.82	34,080	1,563,249	40,144
	ITALY	5,953.00	7,738	354,942	8,553
	JAPAN	1,477.23	1,240	56,878	1,324
	MALAYSIA	16,070.00	19,576	897,951	21,556
	REPUBLIC OF KOREA	10,974.20	3,357	153,985	4,243
	SINGAPORE	36,065.00	56,923	2,611,058	60,399
	TAIWAN (REP. OF CHINA)	2,415.00	800	36,696	850
	UNITED STATES OF AMERICA	17,816.84	79,664	3,654,187	81,208
	VIETNAM	246.00	3,037	139,307	3,263
0902	Tea, whether or not flavoured.	2,302,394.31	5,137,398	235,652,446	5,393,012
090210	Green tea (not fermented) in immediate packings of a content not exceeding 3 kg, whether or not flavoured	386,804.77	897,662	41,175,755	967,005
	AUSTRALIA	69.50	173	7,936	183
	FRANCE	701.40	514	23,577	608
	GERMANY	26,767.89	204,836	9,395,827	216,367
	HONG KONG, CHINA	1,185.00	3,222	147,793	3,511
	INDIA	5,576.00	3,543	162,517	4,396
	INDONESIA	16,636.30	68,443	3,139,480	70,937
	JAPAN	9,535.56	14,377	659,473	15,075
	NEW ZEALAND	542.00	683	31,329	766
	PEOPLE'S REPUBLIC OF CHINA	37,413.00	94,544	4,336,734	97,367
	POLAND	13,580.51	101,013	4,633,466	128,047
	REPUBLIC OF KOREA	67,643.40	43,107	1,977,318	46,589
	SINGAPORE	12,354.98	69,146	3,171,727	71,648
	SRI LANKA (CEYLON)	6,626.64	50,575	2,319,875	53,786
	SWITZERLAND	110.00	550	25,229	628
	TAIWAN (REP. OF CHINA)	26,792.00	25,557	1,172,300	26,718
	THAILAND	268.50	295	13,531	324
	UK OF GREAT BRITAIN AND N. IRELAND	7,462.56	33,827	1,551,644	36,842
	UNITED STATES OF AMERICA	153,539.53	183,257	8,405,999	193,213
090220	Other green tea (not fermented), whether or not flavoured	905,665.26	2,108,773	96,729,417	2,166,903
	GERMANY	166.73	188	8,624	196
	HONG KONG, CHINA	565.00	40	1,835	46
	INDIA	8,135.02	16,050	736,214	16,743
	JAPAN	7,507.86	5,784	265,312	6,236

TABLE 8 - Continued

PSCC CODE	COMMODITY AND COUNTRY OF ORIGIN	GROSS WEIGHT (GK)	FOB VALUE		CIF
			DOLLARS	PESOS	DOLLARS
	MALAYSIA	6,505.65	8,700	399,069	8,945
	PEOPLE'S REPUBLIC OF CHINA	46,017.60	145,920	6,693,350	150,958
	SINGAPORE	79,150.37	88,548	4,061,696	91,575
	SRI LANKA (CEYLON)	257.00	2,662	122,106	2,670
	TAIWAN (REP. OF CHINA)	10,673.00	22,006	1,009,415	22,357
	UK OF GREAT BRITAIN AND N. IRELAND	6,950.25	47,102	2,160,569	49,692
	UNITED STATES OF AMERICA	10,196.78	10,875	498,836	11,746
	VIETNAM	729,540.00	1,760,898	80,772,391	1,805,739
090230	Black tea (fermented) and partly fermented tea, in immediate packings of a content not exceeding 3 kg, whether or not flavoured	615,682.23	878,774	40,309,364	951,240
	GERMANY	21,381.34	163,112	7,481,947	173,402
	JAPAN	3,001.06	1,473	67,567	1,596
	MALAYSIA	75,339.30	65,210	2,991,183	69,814
	PEOPLE'S REPUBLIC OF CHINA	1,120.00	4,950	227,057	5,070
	POLAND	9,296.13	70,043	3,212,872	96,538
	SAUDI ARABIA	183.00	108	4,954	127
	SINGAPORE	269,467.32	295,875	13,571,786	313,552
	SRI LANKA (CEYLON)	38,486.60	168,454	7,726,985	171,579
	TAIWAN (REP. OF CHINA)	879.13	329	15,091	342
	UK OF GREAT BRITAIN AND N. IRELAND	8,015.79	28,171	1,292,204	31,057
	UNITED STATES OF AMERICA	188,512.56	81,049	3,717,718	88,163
090240	Other black tea (fermented) and other partly fermented tea, whether or not flavoured	394,242.05	1,252,189	57,437,910	1,307,864
	AUSTRALIA	1,045.39	6,833	313,430	7,025
	BELGIUM	1.00	165	7,569	183
	FRANCE	4,008.00	12,405	569,017	13,741
	GERMANY	4,734.80	35,849	1,644,394	41,729
	HONG KONG, CHINA	19,789.00	17,074	783,184	17,893
	INDIA	163,865.81	625,961	28,712,831	645,413
	JAPAN	4,820.82	6,160	282,559	6,460
	MALAWI	194.00	742	34,036	1,217
	MALAYSIA	7,595.40	25,120	1,152,254	26,124
	PEOPLE'S REPUBLIC OF CHINA	55,145.00	298,068	13,672,379	308,288
	REPUBLIC OF KOREA	15,533.84	18,288	838,871	18,962
	SRI LANKA (CEYLON)	32,379.31	143,623	6,587,987	153,303
	TAIWAN (REP. OF CHINA)	77,223.70	47,336	2,171,302	50,088
	UK OF GREAT BRITAIN AND N. IRELAND	888.22	3,972	182,196	4,411
	UNITED STATES OF AMERICA	7,017.76	10,593	485,901	13,027
0904	Pepper of the genus Piper; dried or crushed or ground fruits of the genus Capsicum or of the genus Pimenta.	5,497,248.99	24,278,975	1,113,676,583	24,991,751
090411	Pepper of the genus Piper, neither crushed nor ground	3,627,677.82	19,277,608	884,263,880	19,835,181
	CANADA	1,998.00	469	21,513	532
	HONG KONG, CHINA	2,000.00	1,200	55,044	1,344
	INDIA	112,066.15	732,390	33,594,730	743,968
	INDONESIA	388,839.00	1,208,665	55,441,464	1,227,551
	ITALY	2,136.00	3,717	170,498	3,834
	JAPAN	623.63	695	31,880	733
	MALAYSIA	189,497.00	1,100,251	50,468,514	1,165,118
	NETHERLANDS	175.00	2,593	118,941	3,772
	PEOPLE'S REPUBLIC OF CHINA	74,635.77	48,975	2,246,483	50,114
	REPUBLIC OF KOREA	3,273.14	1,737	79,676	1,812
	SINGAPORE	188,965.57	872,131	40,004,649	893,091
	SPAIN	1,589.00	16,673	764,790	17,280
	SRI LANKA (CEYLON)	2,971.00	145,428	6,670,782	154,980
	SWITZERLAND	391.50	425	19,495	451
	THAILAND	1,350.00	1,680	77,062	1,802
	UNITED STATES OF AMERICA	1,374.28	18,178	833,825	20,533
	VIETNAM	2,655,792.78	15,122,401	693,664,534	15,548,266
090412	Pepper of the genus Piper, crushed or ground	682,384.71	2,890,744	132,598,427	2,980,272
	CANADA	2,570.14	978	44,861	1,101
	FRANCE	3,034.00	1,963	90,043	2,261
	GERMANY	53.10	890	40,824	1,075
	INDIA	39,550.04	194,929	8,941,393	204,692
	INDONESIA	2,983.00	12,644	579,980	13,322

TABLE 8 - Continued

PSCC CODE	COMMODITY AND COUNTRY OF ORIGIN	GROSS WEIGHT (GK)	FOB VALUE		CIF
			DOLLARS	PESOS	DOLLARS
	ITALY	760.59	1,120	51,374	1,195
	MALAYSIA	3,071.00	43,183	1,980,804	44,711
	NETHERLANDS	1,337.60	24,725	1,134,137	27,167
	PEOPLE'S REPUBLIC OF CHINA	43,681.65	22,275	1,021,754	23,318
	REPUBLIC OF KOREA	230,423.62	78,894	3,618,868	87,654
	SINGAPORE	169,954.52	1,543,601	70,804,978	1,567,347
	SPAIN	58,077.00	97,322	4,464,160	106,932
	TAIWAN (REP. OF CHINA)	1,082.00	622	28,531	673
	UNITED STATES OF AMERICA	20,701.70	25,634	1,175,832	26,780
	VIETNAM	105,104.75	841,964	38,620,888	872,044
090420	Fruits of the genus Capsicum or of the genus Pimenta, dried or crushed or ground	1,187,186.46	2,110,623	96,814,276	2,176,298
	AUSTRALIA	103.00	1,368	62,750	1,604
	GERMANY	10,980.00	122,061	5,598,938	122,954
	INDIA	725,879.34	1,414,614	64,888,344	1,454,203
	INDONESIA	282.00	957	43,897	1,019
	ITALY	253.00	1,105	50,686	1,236
	JAPAN	196.00	320	14,678	374
	MALAYSIA	503.00	4,483	205,635	4,519
	PAKISTAN, ISLAMIC REP. OF	728.78	1,595	73,163	1,661
	PEOPLE'S REPUBLIC OF CHINA	132,205.18	111,161	5,098,955	113,838
	REPUBLIC OF KOREA	86,400.26	27,406	1,257,114	31,788
	SINGAPORE	90,590.41	69,864	3,204,662	72,502
	SPAIN	108,903.57	258,767	11,869,642	268,595
	SWITZERLAND	594.00	850	38,990	966
	TAIWAN (REP. OF CHINA)	323.00	300	13,761	351
	THAILAND	550.00	1,122	51,466	1,139
	UNITED ARAB EMIRATES, N.E.S.	265.39	1,528	70,089	1,604
	UNITED STATES OF AMERICA	23,137.53	84,697	3,885,051	89,289
	VIETNAM	5,292.00	8,425	386,455	8,656
0905	Vanilla.	24,324.73	29,718	1,363,164	30,743
090500	Vanilla	24,324.73	29,718	1,363,164	30,743
	MALAYSIA	50.00	618	28,348	823
	TAIWAN (REP. OF CHINA)	3,196.28	1,812	83,116	1,886
	UNITED ARAB EMIRATES, N.E.S.	54.57	314	14,403	329
	UNITED STATES OF AMERICA	21,023.88	26,974	1,237,297	27,705
0906	Cinnamon and cinnamon-tree flowers.	58,642.70	60,249	2,763,623	63,925
090610	Cinnamon and cinnamon-tree flowers, neither crushed nor ground	28,866.78	39,208	1,798,472	40,854
	HONG KONG, CHINA	226.00	550	25,229	586
	INDIA	6,906.50	9,928	455,397	10,367
	INDONESIA	8,032.00	7,948	364,575	8,514
	PEOPLE'S REPUBLIC OF CHINA	8,047.50	4,730	216,965	4,909
	SINGAPORE	1,016.98	2,610	119,721	2,708
	UNITED STATES OF AMERICA	2,507.80	7,902	362,465	8,226
	VIETNAM	2,130.00	5,540	254,120	5,544
090620	Cinnamon and cinnamon-tree flowers, crushed or ground	29,775.92	21,041	965,151	23,071
	AUSTRALIA	115.00	788	36,146	833
	INDIA	24,360.40	9,474	434,572	9,904
	INDONESIA	57.00	208	9,541	556
	ITALY	664.40	1,083	49,677	1,126
	NETHERLANDS	1,000.00	4,548	208,617	5,465
	PEOPLE'S REPUBLIC OF CHINA	3,579.12	4,940	226,598	5,187
0907	Cloves (whole fruit, cloves and stems).	6,479.80	47,220	2,165,981	48,234
090700	Cloves (whole fruit, cloves and stems)	6,479.80	47,220	2,165,981	48,234
	INDIA	4,862.83	38,286	1,756,179	38,943
	UNITED ARAB EMIRATES, N.E.S.	300.32	3,720	170,636	3,872
	UNITED STATES OF AMERICA	1,316.65	5,214	239,166	5,419
0908	Nutmeg, mace and cardamoms.	111,924.17	588,389	26,989,404	596,600

TABLE 8 - Continued

PSCC CODE	COMMODITY AND COUNTRY OF ORIGIN	GROSS WEIGHT (GK)	FOB VALUE		CIF
			DOLLARS	PESOS	DOLLARS
090810	Nutmeg	102,021.45	545,419	25,018,370	552,510
	HONG KONG, CHINA	3,000.00	2,400	110,088	2,565
	INDIA	17,789.60	199,971	9,172,670	202,508
	INDONESIA	80,320.00	337,144	15,464,795	340,777
	UK OF GREAT BRITAIN AND N. IRELAND	666.71	2,956	135,592	3,286
	UNITED ARAB EMIRATES, N.E.S.	199.14	1,146	52,567	1,203
	UNITED STATES OF AMERICA	46.00	1,802	82,658	2,171
090830	Cardamoms	9,902.72	42,970	1,971,034	44,090
	INDIA	5,464.82	28,061	1,287,158	28,634
	SINGAPORE	120.00	73	3,349	81
	UNITED STATES OF AMERICA	4,317.90	14,836	680,527	15,375
0909	Seeds of anise, badian, fennel, coriander, cumin or caraway; juniper berries.	304,295.25	550,450	25,249,141	566,786
090910	Seeds of anise or badian	150,571.92	327,686	15,030,956	338,393
	HONG KONG, CHINA	4,000.00	4,800	220,176	4,806
	ITALY	85.00	155	7,110	160
	PEOPLE'S REPUBLIC OF CHINA	114,341.40	94,927	4,354,301	99,997
	SINGAPORE	4,362.00	36,929	1,693,933	37,442
	SPAIN	3.00	13,858	635,666	14,143
	THAILAND	743.00	6,088	279,257	6,273
	UK OF GREAT BRITAIN AND N. IRELAND	13,000.00	137,409	6,302,951	141,884
	UNITED STATES OF AMERICA	2,157.52	4,820	221,093	4,956
	VIETNAM	11,880.00	28,700	1,316,469	28,732
090920	Seeds of coriander	93,400.25	120,737	5,538,206	123,709
	INDIA	53,176.32	72,322	3,317,410	73,681
	PAKISTAN, ISLAMIC REP. OF	6,156.00	3,600	165,132	3,702
	SINGAPORE	34,067.93	44,815	2,055,664	46,326
090930	Seeds of cumin	35,852.07	81,668	3,746,111	83,474
	INDIA	30,309.68	75,028	3,441,534	76,534
	SINGAPORE	5,542.39	6,640	304,577	6,940
090940	Seeds of caraway	966.21	3,524	161,646	3,791
	INDIA	150.21	492	22,568	497
	SPAIN	816.00	3,032	139,078	3,294
090950	Seeds of fennel; juniper berries	23,504.80	16,835	772,222	17,419
	INDIA	19,982.20	13,285	609,383	13,681
	ITALY	68.00	403	18,486	461
	SINGAPORE	3,454.60	3,147	144,353	3,277
0910	Ginger, saffron, turmeric (curcuma), thyme, bay leaves, curry and other spices.	3,898,746.81	3,193,178	146,471,078	3,338,644
091010	Ginger	1,657,538.40	727,408	33,366,205	767,615
	INDIA	30,692.69	89,010	4,082,889	90,847
	INDONESIA	6,553.00	10,044	460,718	10,483
	JAPAN	589.07	350	16,055	371
	PAKISTAN, ISLAMIC REP. OF	100.00	220	10,091	250
	PEOPLE'S REPUBLIC OF CHINA	1,613,330.00	596,766	27,373,656	630,635
	SINGAPORE	100.00	255	11,697	270
	VIETNAM	6,173.64	30,763	1,411,099	34,759
091020	Saffron	1,597.11	8,341	382,602	8,702
	ITALY	33.00	1,471	67,475	1,473
	SINGAPORE	400.50	3,442	157,885	3,537
	SPAIN	1,163.61	3,428	157,242	3,692
091030	Turmeric (curcuma)	125,765.30	152,720	7,005,268	157,896
	HONG KONG, CHINA	10,195.00	6,250	286,688	6,624

TABLE 8 - Continued

PSCC CODE	COMMODITY AND COUNTRY OF ORIGIN	GROSS WEIGHT (GK)	FOB VALUE		CIF
			DOLLARS	PESOS	DOLLARS
	INDIA	61,024.44	92,778	4,255,727	95,682
	INDONESIA	89.00	219	10,046	232
	NETHERLANDS	770.00	1,894	86,878	2,019
	PAKISTAN, ISLAMIC REP. OF	15,709.90	19,668	902,171	20,090
	SINGAPORE	37,976.96	31,911	1,463,758	33,249
091040	Thyme; bay leaves	285,672.22	438,344	20,106,840	451,536
	BOLIVIA	119,780.00	162,800	7,467,636	167,952
	GERMANY	114.00	694	31,834	924
	HONG KONG, CHINA	5,000.00	3,000	137,610	3,002
	INDIA	1,648.20	3,596	164,949	3,703
	ITALY	740.00	1,742	79,906	1,841
	SINGAPORE	589.00	8,102	371,639	8,759
	SPAIN	2,112.00	22,299	1,022,855	22,792
	TURKEY	152,200.00	225,422	10,340,107	231,467
	UNITED ARAB EMIRATES, N.E.S.	352.14	2,027	92,978	2,127
	UNITED STATES OF AMERICA	3,136.88	8,662	397,326	8,969
091050	Curry	113,412.11	98,382	4,512,782	105,033
	HONG KONG, CHINA	54,102.00	26,543	1,217,527	27,110
	INDIA	6,647.80	33,480	1,535,728	37,468
	JAPAN	3,375.46	2,039	93,529	2,193
	PEOPLE'S REPUBLIC OF CHINA	45.00	135	6,192	139
	REPUBLIC OF KOREA	37,190.25	8,612	395,032	8,970
	SINGAPORE	175.00	419	19,220	445
	THAILAND	11,876.60	27,154	1,245,554	28,708
091091	Mixtures of two or more products (spices) of this Chapter 09.10	214,595.50	291,769	13,383,445	309,064
	GERMANY	128.00	1,662	76,236	1,849
	INDIA	126,114.00	73,595	3,375,803	74,244
	MALAYSIA	1,605.00	12,210	560,073	16,066
	PAKISTAN, ISLAMIC REP. OF	7,695.00	4,500	206,415	4,628
	PEOPLE'S REPUBLIC OF CHINA	3,739.37	11,325	519,478	12,046
	SINGAPORE	26,669.87	40,475	1,856,588	42,905
	SPAIN	5,133.26	62,346	2,859,811	63,910
	UNITED STATES OF AMERICA	16,430.00	72,156	3,309,796	79,147
	VIETNAM	27,081.00	13,500	619,245	14,269
091099	Other spices n.e.s. of this Chapter 09.10	1,500,166.17	1,476,214	67,713,936	1,538,798
	AUSTRALIA	999.00	5,032	230,818	5,160
	CANADA	1,705.43	357	16,376	406
	FRANCE	10,271.00	36,220	1,661,411	37,807
	GERMANY	5,257.00	55,607	2,550,693	58,347
	HONG KONG, CHINA	197,480.00	65,348	2,997,513	67,596
	INDIA	59,868.86	230,851	10,589,135	239,262
	INDONESIA	24,984.00	51,840	2,377,901	52,577
	ITALY	1,211.01	2,170	99,538	2,305
	JAPAN	41,702.10	26,286	1,205,739	28,113
	MALAYSIA	1,679.00	11,288	517,781	14,002
	NETHERLANDS	396.00	3,419	156,830	3,517
	PAKISTAN, ISLAMIC REP. OF	6,226.00	13,639	625,621	14,305
	PEOPLE'S REPUBLIC OF CHINA	855,572.26	300,589	13,788,017	311,030
	REPUBLIC OF KOREA	2,561.81	784	35,962	876
	SINGAPORE	66,214.97	60,912	2,794,033	63,133
	SPAIN	34,979.53	158,449	7,268,056	163,805
	SWITZERLAND	21,000.60	32,159	1,475,133	33,639
	TAIWAN (REP. OF CHINA)	23,184.00	11,058	507,230	11,214
	THAILAND	7,475.70	21,821	1,000,929	22,568
	TURKEY	66,983.75	247,454	11,350,715	255,773
	UK OF GREAT BRITAIN AND N. IRELAND	2,834.00	11,973	549,202	13,160
	UNITED ARAB EMIRATES, N.E.S.	598.42	1,951	89,492	2,037
	UNITED STATES OF AMERICA	66,981.73	127,007	5,825,811	138,166
10	Cereals	6,750,814,925.75	1,914,362,507	87,811,808,200	2,041,275,212
1001	Wheat and meslin.	4,566,373,374.00	1,136,825,542	52,146,187,614	1,218,941,639
100110	Durum wheat	52,891,971.00	12,990,582	595,877,997	14,224,719
	INDIA	1,068,231.00	221,325	10,152,178	227,748

TABLE 8 - Continued

PSCC CODE	COMMODITY AND COUNTRY OF ORIGIN	GROSS WEIGHT (GK)	FOB VALUE		CIF
			DOLLARS	PESOS	DOLLARS
	INDONESIA	23,092.00	11,588	531,542	12,591
	UKRAINE (UKRAINIAN S.S.R.)	521,210.00	74,106	3,399,242	98,071
	UNITED STATES OF AMERICA	51,279,438.00	12,683,563	581,795,035	13,886,309
100190	Other wheat and meslin	4,513,481,403.00	1,123,834,960	51,550,309,617	1,204,716,920
	AUSTRALIA	668,403,976.00	169,436,978	7,772,074,181	179,313,977
	BRAZIL	275,387,975.00	57,572,651	2,640,857,501	64,342,053
	CANADA	501,884,180.00	137,438,728	6,304,314,454	142,858,898
	FRANCE	132,750,000.00	25,830,150	1,184,828,981	26,539,339
	HONG KONG, CHINA	235,710.00	56,570	2,594,866	63,742
	INDIA	5,820,852.00	1,297,307	59,507,472	1,383,616
	ITALY	119.00	265	12,156	300
	MOLDOVA, REPUBLIC OF	2,949,265.00	659,456	30,249,247	790,408
	NETHERLANDS ANTILLES	19,686,310.00	3,789,615	173,829,640	4,265,626
	PEOPLE'S REPUBLIC OF CHINA	451,125.00	102,778	4,714,427	122,924
	ROMANIA	1,470,055.00	321,381	14,741,746	378,607
	TAIWAN (REP. OF CHINA)	127,008.00	41,454	1,901,495	43,816
	UK OF GREAT BRITAIN AND N. IRELAND	52,674,785.00	10,439,185	478,845,416	10,479,322
	UKRAINE (UKRAINIAN S.S.R.)	646,897,601.00	125,977,307	5,778,579,072	138,687,709
	UNITED STATES OF AMERICA	2,180,329,430.00	583,867,327	26,781,994,290	627,106,633
	URUGUAY	2,446,802.00	499,416	22,908,212	558,155
	VIETNAM	21,966,210.00	6,504,392	298,356,461	7,781,795
1002	Rye.	38,000.00	21,546	988,315	22,697
100200	Rye	38,000.00	21,546	988,315	22,697
	INDIA	38,000.00	21,546	988,315	22,697
1003	Barley.	4,591,191.10	1,163,360	53,363,323	1,262,759
100300	Barley	4,591,191.10	1,163,360	53,363,323	1,262,759
	AUSTRALIA	4,118,075.00	1,047,510	48,049,284	1,135,721
	UKRAINE (UKRAINIAN S.S.R.)	126,300.00	25,830	1,184,822	28,968
	UNITED STATES OF AMERICA	346,816.10	90,020	4,129,217	98,070
1004	Oats.	4,727,730.93	1,365,521	62,636,449	1,477,905
100400	Oats	4,727,730.93	1,365,521	62,636,449	1,477,905
	AUSTRALIA	3,860,763.00	1,138,118	52,205,473	1,221,404
	CANADA	353,864.00	105,453	4,837,129	116,400
	CHILE	168,250.00	51,180	2,347,627	59,606
	TAIWAN (REP. OF CHINA)	2,004.93	486	22,293	508
	UKRAINE (UKRAINIAN S.S.R.)	342,250.00	69,399	3,183,332	78,909
	UNITED STATES OF AMERICA	599.00	885	40,595	1,078
1005	Maize (corn).	622,623,399.44	183,103,670	8,398,965,343	197,719,282
100510	Maize (corn) seed	38,071,218.99	26,540,747	1,217,424,065	28,281,764
	ARGENTINA	128,121.00	1,388,710	63,700,128	1,436,019
	BRAZIL	189,462.00	1,566,352	71,848,566	1,648,979
	INDIA	28,675,477.30	6,331,800	290,439,666	6,761,523
	INDONESIA	50.00	227	10,412	276
	MEXICO	284.00	728	33,393	2,513
	SOUTH AFRICA, REP. OF	6,161,440.46	14,717,445	675,089,202	15,686,545
	THAILAND	133,608.83	1,390,486	63,781,593	1,436,625
	UNITED STATES OF AMERICA	2,651,931.00	840,650	38,560,616	1,003,991
	VIETNAM	130,844.40	304,349	13,960,489	305,293
100590	Maize (corn), other than seed	584,552,180.45	156,562,923	7,181,541,278	169,437,518
	ARGENTINA	76,069,999.00	24,373,161	1,117,996,895	27,568,263
	AUSTRALIA	175,188.00	74,276	3,407,040	80,475
	BRAZIL	2,085,000.00	411,564	18,878,441	453,406
	FRANCE	1,000,002.00	328,433	15,065,222	358,239
	INDIA	538,576.00	118,956	5,456,512	134,089
	INDONESIA	295,089,317.00	74,909,305	3,436,089,820	79,511,140
	PARAGUAY	32,999,590.00	5,998,418	275,147,434	6,478,306
	PEOPLE'S REPUBLIC OF CHINA	593,953.00	249,460	11,442,730	259,043
	THAILAND	115,349,627.87	35,623,316	1,634,041,505	39,580,670

TABLE 8 - Continued

PSCC CODE	COMMODITY AND COUNTRY OF ORIGIN	GROSS WEIGHT (GK)	FOB VALUE		CIF
			DOLLARS	PESOS	DOLLARS
	UK OF GREAT BRITAIN AND N. IRELAND	2,709.40	5,367	246,184	5,842
	UNITED STATES OF AMERICA	54,487,607.18	12,917,528	592,527,009	13,290,544
	VIETNAM	6,160,611.00	1,553,139	71,242,486	1,717,501
1006	Rice.	1,533,108,109.10	586,156,767	26,887,010,902	615,702,699
100610	Rice in the husk (paddy or rough)	10,231,647.40	32,820,308	1,505,467,528	33,896,440
	INDIA	5,176,248.40	17,266,773	792,026,878	17,772,387
	INDONESIA	69.00	203	9,312	223
	PEOPLE'S REPUBLIC OF CHINA	4,850,284.00	14,805,866	679,145,073	15,345,684
	SINGAPORE	5.00	36	1,651	107
	VIETNAM	205,041.00	747,430	34,284,614	778,039
100620	Husked (brown) rice	2,852,731.56	1,009,841	46,321,406	1,093,729
	REPUBLIC OF KOREA	801.12	361	16,559	372
	THAILAND	25,102.00	17,575	806,165	18,187
	UNITED STATES OF AMERICA	17,768.44	25,905	1,188,262	26,094
	VIETNAM	2,809,060.00	966,000	44,310,420	1,049,076
100630	Semi-milled or wholly milled rice, whether or not polished or glazed	1,519,322,210.14	552,206,618	25,329,717,568	580,586,893
	INDIA	1,792,256.00	655,628	30,073,657	667,548
	PEOPLE'S REPUBLIC OF CHINA	80,256.00	45,200	2,073,324	46,538
	SINGAPORE	250,009.14	90,094	4,132,612	101,585
	SPAIN	4,759.00	7,458	342,098	7,651
	TAIWAN (REP. OF CHINA)	40,016.00	24,000	1,100,880	24,000
	THAILAND	638,118,172.00	236,914,876	10,867,285,362	250,560,394
	UNITED ARAB EMIRATES, N.E.S.	10,175.00	4,850	222,470	5,338
	VIETNAM	879,026,567.00	314,464,512	14,424,487,165	329,173,839
100640	Broken rice	701,520.00	120,000	5,504,400	125,637
	INDIA	200,320.00	70,000	3,210,900	73,989
	VIETNAM	501,200.00	50,000	2,293,500	51,648
1007	Grain sorghum.	14,570,944.00	4,151,017	190,407,151	4,423,207
100700	Grain sorghum	14,570,944.00	4,151,017	190,407,151	4,423,207
	ARGENTINA	152,680.00	27,971	1,283,030	28,150
	AUSTRALIA	9,398,966.00	2,931,585	134,471,804	3,112,559
	INDIA	1,141,245.00	289,025	13,257,577	303,290
	THAILAND	357,464.00	120,455	5,525,271	128,953
	UKRAINE (UKRAINIAN S.S.R.)	2,846,846.00	634,765	29,116,671	678,705
	UNITED STATES OF AMERICA	94,113.00	68,617	3,147,462	77,115
	URUGUAY	579,630.00	78,599	3,605,336	94,435
1008	Buckwheat, millet and canary seed; other cereals.	4,782,177.18	1,575,084	72,249,103	1,725,024
100810	Buckwheat	502,350.00	114,702	5,261,381	129,291
	SWITZERLAND	360.00	750	34,403	781
	UKRAINE (UKRAINIAN S.S.R.)	501,990.00	113,952	5,226,978	128,510
100820	Millet	3,640,682.00	1,117,094	51,241,102	1,230,513
	INDIA	543.00	273	12,523	300
	PEOPLE'S REPUBLIC OF CHINA	132,264.00	59,136	2,712,568	60,788
	RUSSIAN FEDERATION	113,250.00	24,709	1,133,402	25,546
	UKRAINE (UKRAINIAN S.S.R.)	376,330.00	117,986	5,412,018	122,703
	UNITED STATES OF AMERICA	3,018,295.00	914,990	41,970,591	1,021,176
100830	Canary seed	606,872.00	315,848	14,487,947	336,105
	BELGIUM	1,219.00	527	24,173	557
	CANADA	605,653.00	315,321	14,463,774	335,548
100890	Other cereals n.e.s.	32,273.18	27,440	1,258,673	29,115
	UNITED STATES OF AMERICA	32,273.18	27,440	1,258,673	29,115

TABLE 8 - Continued

PSCC CODE	COMMODITY AND COUNTRY OF ORIGIN	GROSS WEIGHT (GK)	FOB VALUE		CIF
			DOLLARS	PESOS	DOLLARS
11	Products of the milling industry; malt; starches; inulin; wheat gluten	565,248,610.71	261,882,557	12,012,552,897	275,157,755
1101	Wheat or meslin flour.	229,355,516.17	86,753,627	3,979,388,872	91,269,677
110100	Wheat or meslin flour	229,355,516.17	86,753,627	3,979,388,872	91,269,677
	AFGHANISTAN	230,588.00	82,350	3,777,395	90,088
	AUSTRALIA	7,972,550.25	4,474,019	205,223,252	4,856,819
	BELGIUM	1,662.00	823	37,751	870
	FRANCE	201.00	112	5,137	118
	HONG KONG, CHINA	38,967.00	14,307	656,262	16,015
	INDIA	824,037.00	295,673	13,562,521	311,590
	INDONESIA	46,132,198.77	20,562,497	943,201,738	21,578,679
	ITALY	124,992.00	78,531	3,602,217	85,582
	JAPAN	178,057.71	71,034	3,258,330	74,651
	MOLDOVA, REPUBLIC OF	901,082.00	238,203	10,926,372	275,993
	NEW ZEALAND	94.45	618	28,348	633
	PEOPLE'S REPUBLIC OF CHINA	922,355.40	335,800	15,403,146	350,354
	REPUBLIC OF KOREA	27,811.88	15,463	709,288	16,098
	SRI LANKA (CEYLON)	1,963,472.50	768,803	35,264,994	798,898
	SWEDEN	303.61	135	6,192	156
	TAIWAN (REP. OF CHINA)	1,227,744.00	400,722	18,381,118	420,225
	THAILAND	77,400.00	37,840	1,735,721	41,648
	TURKEY	109,512,676.80	35,146,936	1,612,189,954	37,306,389
	UKRAINE (UKRAINIAN S.S.R.)	8,226,966.00	2,714,296	124,504,757	2,817,174
	UNITED ARAB EMIRATES, N.E.S.	925,152.00	584,000	26,788,080	584,394
	UNITED STATES OF AMERICA	22,755.00	11,005	504,799	12,434
	VIETNAM	50,044,448.80	20,920,460	959,621,500	21,630,869
1102	Cereal flours other than of wheat or meslin.	38,008,348.71	20,696,258	949,337,356	21,329,114
110210	Rye flour	15,852.40	2,012	92,290	2,417
	GERMANY	15,852.40	2,012	92,290	2,417
110220	Maize (corn) flour	521,032.17	256,301	11,756,528	270,608
	AUSTRALIA	5,921.00	4,934	226,323	5,315
	FRANCE	44,148.00	15,985	733,232	18,892
	HONG KONG, CHINA	18,000.00	8,971	411,500	9,483
	ITALY	1,168.00	593	27,201	627
	MALAYSIA	142,568.00	69,700	3,197,139	70,973
	UNITED STATES OF AMERICA	309,227.17	156,118	7,161,133	165,318
110230	Rice flour	36,040,850.64	19,538,609	896,235,995	20,074,102
	AUSTRALIA	12,359.00	7,763	356,089	7,974
	BELGIUM	6,509.10	2,957	135,638	3,268
	CANADA	1,022,645.00	645,198	29,595,232	658,461
	DEMOCRATIC PEOPLE'S REP. OF KOREA	1,920.00	6,811	312,421	6,811
	GERMANY	5,770.00	2,136	97,978	2,140
	HONG KONG, CHINA	1,008.00	368	16,880	382
	INDIA	2,675.00	2,160	99,079	2,366
	ITALY	315.00	125	5,734	136
	REPUBLIC OF KOREA	1,387.30	6,093	279,486	6,375
	SINGAPORE	2,272.24	993	45,549	1,102
	THAILAND	8,391,513.00	6,747,329	309,499,981	6,971,251
	UK OF GREAT BRITAIN AND N. IRELAND	238,589.00	127,006	5,825,765	133,481
	UNITED STATES OF AMERICA	24,847,888.00	10,984,370	503,853,052	11,257,310
	VIETNAM	1,506,000.00	1,005,300	46,113,111	1,023,045
110290	Other cereals flours other than of wheat or meslin	1,430,613.50	899,336	41,252,543	981,987
	AUSTRALIA	3,855.00	1,936	88,804	2,365
	BELGIUM	875.50	795	36,467	850
	CANADA	1,235.50	199	9,128	287
	GERMANY	1,705.00	1,865	85,548	2,051
	HONG KONG, CHINA	605.00	221	10,137	234
	INDIA	20,277.00	9,511	436,270	10,776
	PEOPLE'S REPUBLIC OF CHINA	17,720.00	16,214	743,736	16,275
	SINGAPORE	285.00	506	23,210	545
	TAIWAN (REP. OF CHINA)	70,896.00	47,869	2,195,751	49,704
	THAILAND	423,501.50	357,041	16,377,471	385,601

TABLE 8 - Continued

PSCC CODE	COMMODITY AND COUNTRY OF ORIGIN	GROSS WEIGHT (GK)	FOB VALUE		CIF
			DOLLARS	PESOS	DOLLARS
	UK OF GREAT BRITAIN AND N. IRELAND	843,218.00	432,015	19,816,528	467,009
	UNITED STATES OF AMERICA	46,440.00	31,164	1,429,493	46,290
1103	Cereal groats, meal and pellets.	22,181,945.00	10,418,765	477,908,752	11,108,381
110311	Groats and meal of wheat	9,757,625.00	5,574,126	255,685,159	5,940,335
	AUSTRALIA	2,789,880.00	1,818,826	83,429,548	1,904,578
	DEMOCRATIC PEOPLE'S REP. OF KOREA	480.00	1,758	80,639	1,858
	INDIA	259.00	64	2,936	73
	ITALY	16,839.00	7,153	328,108	8,403
	MEXICO	5,149,012.00	2,695,994	123,665,245	2,933,284
	SINGAPORE	6,360.00	5,240	240,359	5,351
	UNITED ARAB EMIRATES, N.E.S.	1,564,055.00	956,336	43,867,132	991,618
	VIETNAM	230,740.00	88,755	4,071,192	95,170
110313	Groats and meal of maize (corn)	4,723,999.00	1,826,027	83,759,859	1,951,831
	BELGIUM	176,590.00	61,185	2,806,556	63,228
	FRANCE	3,815,930.00	1,363,469	62,542,323	1,465,427
	MALAYSIA	42,159.00	27,340	1,254,086	28,049
	UNITED STATES OF AMERICA	574,864.00	311,594	14,292,817	331,578
	VIETNAM	114,456.00	62,439	2,864,077	63,549
110319	Groats and meal of other cereals	4,360.01	887	40,687	925
	RUSSIAN FEDERATION	20.00	26	1,193	29
	UNITED STATES OF AMERICA	4,340.01	861	39,494	896
110320	Pellets of wheat and other cereals	7,695,960.99	3,017,725	138,423,047	3,215,290
	INDONESIA	26,000.00	9,600	440,352	9,628
	JAPAN	1,169.49	4,739	217,378	5,027
	NEW ZEALAND	174,874.00	65,760	3,016,411	71,400
	SWITZERLAND	113.00	6,500	298,155	6,540
	THAILAND	7,310,275.00	2,772,241	127,162,695	2,961,007
	UK OF GREAT BRITAIN AND N. IRELAND	134.00	1,380	63,301	1,419
	VIETNAM	183,395.50	157,505	7,224,755	160,269
1104	Cereal grains otherwise worked (for example, hulled, rolled, flaked, pearled, sliced or kibbled), except rice of heading 10.06; germ of cereals, whole, rolled, flaked or ground.	11,711,611.61	7,919,555	363,269,988	8,274,815
110412	Rolled or flaked grains of oats	10,682,433.23	7,006,682	321,396,503	7,305,379
	AUSTRALIA	9,623,362.00	6,089,043	279,304,402	6,315,456
	CANADA	585,374.00	382,861	17,561,834	422,365
	CHILE	18,000.00	5,640	258,707	6,868
	MALAYSIA	139,667.74	255,190	11,705,565	267,116
	SINGAPORE	502.00	421	19,311	482
	TAIWAN (REP. OF CHINA)	15,436.31	23,310	1,069,230	25,309
	UNITED STATES OF AMERICA	300,091.18	250,217	11,477,454	267,783
110419	Rolled or flaked grains of other cereals	405,170.19	277,172	12,713,879	288,811
	AUSTRALIA	17,800.00	17,024	780,891	17,623
	NEW ZEALAND	494.00	4,966	227,790	5,084
	SPAIN	54,196.00	17,884	820,339	19,875
	UNITED STATES OF AMERICA	294,528.19	216,485	9,930,167	225,139
	VIETNAM	38,152.00	20,813	954,692	21,090
110422	Other worked grains (for example, hulled, pearled, sliced or kibbled) of oats	584,952.69	392,701	18,013,195	426,980
	AUSTRALIA	443,731.00	183,015	8,394,898	198,768
	MALAYSIA	7,207.00	10,239	469,663	10,823
	TAIWAN (REP. OF CHINA)	1,985.00	598	27,430	632
	UNITED STATES OF AMERICA	132,029.69	198,849	9,121,204	216,757
110423	Other worked grains (for example, hulled, pearled, sliced or kibbled) of maize (corn)	12,859.00	19,903	912,951	22,805
	UNITED STATES OF AMERICA	12,859.00	19,903	912,951	22,805

TABLE 8 - Continued

PSCC CODE	COMMODITY AND COUNTRY OF ORIGIN	GROSS WEIGHT (GK)	FOB VALUE		CIF
			DOLLARS	PESOS	DOLLARS
110429	Other worked grains (for example, hulled, pearled, sliced or kibbled) of other cereals	17,122.50	209,342	9,602,518	215,661
	BELGIUM	1,478.00	705	32,338	745
	GERMANY	2,728.50	1,572	72,108	1,679
	NEW ZEALAND	11,636.00	202,865	9,305,418	208,627
	PEOPLE'S REPUBLIC OF CHINA	560.00	2,900	133,023	3,236
	SWITZERLAND	720.00	1,300	59,631	1,374
110430	Germ of cereals, whole, rolled, flaked or ground	9,074.00	13,755	630,942	15,179
	AUSTRALIA	5,297.00	5,775	264,899	6,104
	MALAYSIA	125.00	1,500	68,805	1,542
	SWITZERLAND	3,652.00	6,480	297,238	7,533
1105	Flour, meal, powder, flakes, granules and pellets of potatoes.	17,286,312.25	16,158,321	741,182,186	17,031,970
110510	Flour, meal and powder of potatoes	13,179,481.52	11,499,194	527,468,029	12,035,957
	CANADA	1,201,910.00	1,585,872	72,743,949	1,635,134
	DENMARK	1,279,404.00	1,747,649	80,164,660	1,773,553
	GERMANY	6,262,131.02	2,616,160	120,003,259	2,770,641
	HONG KONG, CHINA	1,388.00	891	40,870	918
	INDIA	1,058.10	360	16,513	415
	JAPAN	118.05	250	11,468	277
	NETHERLANDS	214,825.00	280,629	12,872,452	301,641
	PEOPLE'S REPUBLIC OF CHINA	405,280.00	559,200	25,650,504	572,396
	REPUBLIC OF KOREA	840.60	205	9,403	218
	SINGAPORE	5,375.95	11,508	527,872	11,921
	UNITED STATES OF AMERICA	3,807,150.80	4,696,470	215,427,079	4,968,843
110520	Flakes, granules and pellets of potatoes	4,106,830.73	4,659,127	213,714,157	4,996,013
	DENMARK	805,644.00	1,004,512	46,076,965	1,060,473
	GERMANY	1,129,432.00	1,386,765	63,610,911	1,509,245
	INDIA	233.00	592	27,155	628
	MALAYSIA	9,719.00	17,610	807,771	18,318
	NETHERLANDS	479,856.00	624,638	28,652,145	658,144
	PEOPLE'S REPUBLIC OF CHINA	511,684.00	336,060	15,415,072	350,440
	REPUBLIC OF KOREA	4,525.91	2,464	113,024	2,787
	SWITZERLAND	13,324.00	18,873	865,705	19,948
	THAILAND	517.00	1,071	49,127	1,097
	UNITED STATES OF AMERICA	1,151,895.82	1,266,542	58,096,282	1,374,933
1106	Flour, meal and powder of the dried leguminous vegetables of heading 07.13, of sago or of roots or tubers of heading 07.14 or of the products of Chapter 8.	2,465,523.68	1,085,485	49,791,197	1,262,352
110610	Flour, meal and powder of the dried leguminous vegetables of heading No. 07.13	28.80	262	12,018	278
	AUSTRALIA	28.80	262	12,018	278
110620	Flour, meal and powder of sago or of roots or tubers of heading No. 07.14	2,433,580.00	756,903	34,719,141	909,864
	PEOPLE'S REPUBLIC OF CHINA	83,248.00	174,278	7,994,132	179,956
	TAIWAN (REP. OF CHINA)	19,389.00	15,132	694,105	16,310
	VIETNAM	2,330,943.00	567,493	26,030,904	713,598
110630	Flour, meal and powder of the products of Chapter 8	31,914.88	328,320	15,060,038	352,210
	AUSTRALIA	1,250.00	3,294	151,096	3,387
	GERMANY	1,499.50	1,157	53,071	1,344
	HONG KONG, CHINA	18,779.00	212,992	9,769,943	233,645
	JAPAN	96.60	5,441	249,579	5,627
	TAIWAN (REP. OF CHINA)	1,623.00	3,700	169,719	3,874
	UNITED STATES OF AMERICA	8,666.78	101,736	4,666,630	104,333
1107	Malt, whether or not roasted.	102,133,638.87	49,878,592	2,287,931,015	52,298,947
110710	Malt, not roasted	102,065,181.39	49,799,053	2,284,282,561	52,216,016
	AUSTRALIA	15,502,017.86	7,233,719	331,810,691	7,687,116

TABLE 8 - Continued

PSCC CODE	COMMODITY AND COUNTRY OF ORIGIN	GROSS WEIGHT (GK)	FOB VALUE		CIF DOLLARS
			DOLLARS	PESOS	
	BELGIUM	1,620,684.00	714,238	32,762,097	717,801
	CANADA	506.00	168	7,706	206
	DENMARK	2,617,180.00	1,043,117	47,847,777	1,082,905
	FRANCE	27,390,715.00	11,623,101	533,151,643	12,309,547
	GERMANY	7,718,433.53	3,853,874	176,777,200	4,104,364
	NETHERLANDS	160,842.00	84,958	3,897,023	91,646
	PEOPLE'S REPUBLIC OF CHINA	46,037,813.00	25,004,577	1,146,959,947	25,970,487
	REPUBLIC OF KOREA	741,580.00	87,506	4,013,900	90,725
	RUSSIAN FEDERATION	234,050.00	102,419	4,697,960	107,144
	UK OF GREAT BRITAIN AND N. IRELAND	41,360.00	51,376	2,356,617	54,075
110720	Malt, roasted	68,457.48	79,539	3,648,454	82,931
	AUSTRALIA	50,252.00	59,487	2,728,669	61,954
	BELGIUM	433.98	344	15,779	384
	GERMANY	6,109.50	3,082	141,371	3,720
	PEOPLE'S REPUBLIC OF CHINA	1,392.00	1,701	78,025	1,863
	UNITED STATES OF AMERICA	10,270.00	14,925	684,610	15,010
1108	Starches; inulin.	138,052,334.42	65,095,254	2,985,919,302	68,461,619
110811	Wheat starch	2,499,652.68	966,033	44,311,933	1,054,979
	ARGENTINA	38,304.00	9,120	418,334	9,150
	AUSTRALIA	2,076,560.00	774,620	35,531,819	858,453
	BELGIUM	3,375.00	10,132	464,755	10,154
	FRANCE	20,193.00	31,126	1,427,750	32,137
	GERMANY	603.45	458	21,008	551
	HONG KONG, CHINA	49,250.00	20,700	949,509	20,805
	PEOPLE'S REPUBLIC OF CHINA	144,390.00	78,831	3,615,978	79,428
	REPUBLIC OF KOREA	2,060.53	337	15,458	379
	TAIWAN (REP. OF CHINA)	164,916.70	40,709	1,867,322	43,922
110812	Maize (corn) starch	20,419,142.04	9,025,346	413,992,622	9,423,014
	CANADA	17,584.00	24,469	1,122,393	25,159
	FRANCE	340,327.00	203,810	9,348,765	220,833
	GERMANY	56.30	2,579	118,299	2,619
	HONG KONG, CHINA	1,734.20	527	24,173	560
	INDIA	164,666.48	56,448	2,589,270	60,914
	INDONESIA	9,375,013.95	4,180,132	191,742,655	4,304,747
	ITALY	20,516.00	29,407	1,348,899	29,867
	PEOPLE'S REPUBLIC OF CHINA	1,385,946.00	774,229	35,513,884	811,382
	REPUBLIC OF KOREA	8,930,085.61	3,614,463	165,795,418	3,809,704
	SINGAPORE	18,154.00	25,270	1,159,135	26,771
	TAIWAN (REP. OF CHINA)	2,550.00	1,825	83,713	2,090
	UNITED STATES OF AMERICA	162,508.50	112,187	5,146,018	128,368
110813	Potato starch	17,519,859.65	11,111,137	509,667,854	11,682,134
	AUSTRIA	141,180.00	83,173	3,815,146	89,053
	DENMARK	4,708,600.00	3,196,555	146,625,978	3,323,021
	FRANCE	2,236,640.00	1,003,353	46,023,802	1,067,622
	GERMANY	4,993,301.80	3,082,931	141,414,045	3,265,060
	HONG KONG, CHINA	69,250.00	28,926	1,326,836	29,030
	JAPAN	863.35	1,010	46,329	1,112
	NETHERLANDS	4,913,642.00	3,455,498	158,503,693	3,635,389
	POLAND	84,672.00	42,170	1,934,338	44,163
	PORTUGAL	100.00	91	4,174	340
	REPUBLIC OF KOREA	1,666.00	555	25,458	572
	SINGAPORE	16,537.00	20,529	941,665	21,355
	SWEDEN	10,230.00	49,068	2,250,749	52,069
	TAIWAN (REP. OF CHINA)	10.00	160	7,339	169
	THAILAND	209.90	1,228	56,328	1,314
	VIETNAM	342,957.60	145,890	6,691,974	151,865
110814	Manioc (cassava) starch	95,182,404.99	41,041,236	1,882,561,496	43,240,326
	INDONESIA	572,400.00	226,800	10,403,316	244,992
	PEOPLE'S REPUBLIC OF CHINA	101,483.20	42,315	1,940,989	51,281
	SINGAPORE	76,304.00	34,520	1,583,432	35,704
	TAIWAN (REP. OF CHINA)	8,678.89	2,165	99,309	2,422
	THAILAND	43,447,029.11	18,763,211	860,668,489	19,731,747
	UNITED STATES OF AMERICA	2,626.79	10,024	459,801	11,012

TABLE 8 - Continued

PSCC CODE	COMMODITY AND COUNTRY OF ORIGIN	GROSS WEIGHT (GK)	FOB VALUE		CIF
			DOLLARS	PESOS	DOLLARS
	VIETNAM	50,973,883.00	21,962,201	1,007,406,160	23,163,168
110819	Other starches n.e.s.	1,374,789.63	541,188	24,824,294	583,474
	BELGIUM	3,132.00	3,082	141,371	3,086
	GERMANY	141,120.00	66,500	3,050,355	70,965
	INDONESIA	393,710.00	76,258	3,497,955	81,034
	JAPAN	2.75	63	2,890	67
	MALAYSIA	33,236.00	32,552	1,493,160	34,169
	NETHERLANDS	38,548.00	54,678	2,508,080	58,133
	PEOPLE'S REPUBLIC OF CHINA	75,943.80	16,246	745,204	18,021
	REPUBLIC OF KOREA	18,350.08	10,295	472,232	10,524
	THAILAND	571,900.00	214,822	9,853,885	238,656
	UNITED STATES OF AMERICA	62,775.00	61,292	2,811,464	63,112
	VIETNAM	36,072.00	5,400	247,698	5,707
110820	Inulin	1,056,485.43	2,410,314	110,561,103	2,477,692
	BELGIUM	378,078.00	930,787	42,695,200	971,033
	NETHERLANDS	678,334.00	1,477,452	67,770,723	1,504,506
	PEOPLE'S REPUBLIC OF CHINA	50.80	575	26,375	591
	SWITZERLAND	22.63	1,500	68,805	1,562
1109	Wheat gluten, whether or not dried.	4,053,380.00	3,876,700	177,824,229	4,120,880
110900	Wheat gluten, whether or not dried	4,053,380.00	3,876,700	177,824,229	4,120,880
	FRANCE	100,700.00	214,144	9,822,785	221,499
	GERMANY	46,770.00	131,335	6,024,336	140,797
	JAPAN	1,035.00	3,642	167,059	4,075
	PEOPLE'S REPUBLIC OF CHINA	2,485,492.00	3,013,044	138,208,328	3,183,714
	REPUBLIC OF KOREA	128,520.00	215,675	9,893,012	223,036
	UKRAINE (UKRAINIAN S.S.R.)	1,283,780.00	291,210	13,357,803	337,510
	UNITED STATES OF AMERICA	7,083.00	7,650	350,906	10,249
12	Oil seeds and oleaginous fruits; miscellaneous grains, seeds and fruit; industrial or medicinal plants; straw and fodder	284,252,176.37	148,558,146	6,814,362,159	159,426,592
1201	Soya beans, whether or not broken.	85,180,685.08	37,781,137	1,733,020,754	40,311,451
120100	Soya beans, whether or not broken	85,180,685.08	37,781,137	1,733,020,754	40,311,451
	CANADA	8,143,682.00	5,029,690	230,711,881	5,395,221
	INDIA	139,474.00	44,899	2,059,517	45,142
	PEOPLE'S REPUBLIC OF CHINA	355,137.00	165,722	7,601,668	172,771
	SINGAPORE	60.00	212	9,724	225
	UNITED STATES OF AMERICA	76,542,332.08	32,540,614	1,492,637,964	34,698,092
1202	Ground-nuts, not roasted or otherwise cooked, whether or not shelled or broken.	76,066,182.00	19,633,410	900,584,519	20,859,305
120210	Ground-nuts, not roasted or otherwise cooked, in shell	46,074,662.00	11,644,885	534,150,877	12,419,114
	AFGHANISTAN	100,500.00	18,000	825,660	19,811
	ARGENTINA	2,539,920.00	1,651,124	75,737,058	1,686,804
	BRAZIL	25,050.00	6,250	286,688	7,700
	INDIA	36,275,847.00	6,774,919	310,765,535	7,374,496
	INDONESIA	39,449.00	8,583	393,703	9,312
	MALAYSIA	18,000.00	32,280	1,480,684	32,294
	PEOPLE'S REPUBLIC OF CHINA	7,039,896.00	3,146,529	144,331,285	3,279,709
	SOUTH AFRICA, REP. OF	36,000.00	7,200	330,264	8,988
120220	Ground-nuts, not roasted or otherwise cooked, shelled, whether or not broken	29,991,520.00	7,988,525	366,433,642	8,440,191
	ARGENTINA	4,043,260.00	1,337,681	61,359,427	1,419,528
	INDIA	16,894,003.00	3,245,818	148,885,672	3,420,808
	INDONESIA	137,822.00	27,257	1,250,279	28,052
	NICARAGUA	126,378.00	25,200	1,155,924	26,233
	PEOPLE'S REPUBLIC OF CHINA	8,652,099.00	3,318,465	152,217,990	3,508,832
	SOUTH AFRICA, REP. OF	18,000.00	4,104	188,250	4,338
	UNITED STATES OF AMERICA	119,958.00	30,000	1,376,100	32,400

TABLE 8 - *Continued*

PSCC CODE	COMMODITY AND COUNTRY OF ORIGIN	GROSS WEIGHT (GK)	FOB VALUE		CIF
			DOLLARS	PESOS	DOLLARS
1203	Copra.	90,521,311.00	51,358,644	2,355,821,000	56,470,598
120300	Copra	90,521,311.00	51,358,644	2,355,821,000	56,470,598
	INDONESIA	28,449,261.00	14,706,180	674,572,477	16,386,451
	PAPUA NEW GUINEA	59,391,050.00	35,015,048	1,606,140,252	38,353,426
	SOLOMON ISLANDS (BRITISH)	1,159,500.00	689,312	31,618,741	728,591
	VANUATU (NEW HEBRIDES)	1,521,500.00	948,104	43,489,530	1,002,130
1204	Linseed, whether or not broken.	120,723.00	85,081	3,902,665	87,210
120400	Linseed, whether or not broken	120,723.00	85,081	3,902,665	87,210
	AUSTRALIA	1,367.00	1,644	75,410	1,762
	CANADA	119,356.00	83,437	3,827,255	85,448
1205	Rape or colza seeds, whether or not broken.	18,330.00	9,282	425,765	9,543
120590	Rape or colza seeds, other than of item 1205.10, whether or not broken	18,330.00	9,282	425,765	9,543
	AUSTRALIA	18,330.00	9,282	425,765	9,543
1206	Sunflower seeds, whether or not broken.	2,540,237.47	1,390,064	63,762,234	1,466,520
120600	Sunflower seeds, whether or not broken	2,540,237.47	1,390,064	63,762,234	1,466,520
	ARGENTINA	454,030.00	250,905	11,509,012	265,020
	AUSTRALIA	2,503.07	3,063	140,500	3,147
	CANADA	46,995.00	32,535	1,492,380	35,305
	INDIA	1,859,657.00	946,356	43,409,350	993,795
	PEOPLE'S REPUBLIC OF CHINA	6,738.00	19,904	912,996	20,603
	REPUBLIC OF KOREA	4,719.00	28,706	1,316,744	31,905
	SWITZERLAND	360.00	1,300	59,631	1,353
	THAILAND	107,629.40	61,813	2,835,362	66,960
	UNITED STATES OF AMERICA	57,606.00	45,482	2,086,259	48,432
1207	Other oil seeds and oleaginous fruits, whether or not broken.	4,795,222.81	2,361,014	108,299,715	2,492,364
120730	Castor oil seeds, whether or not broken	26,110.00	38,970	1,787,554	41,191
	PEOPLE'S REPUBLIC OF CHINA	26,110.00	38,970	1,787,554	41,191
120740	Sesamum seeds, whether or not broken	1,612,086.35	801,425	36,761,366	837,338
	AUSTRALIA	717.00	3,370	154,582	3,506
	HONG KONG, CHINA	3,985.00	1,341	61,512	1,439
	INDIA	1,469,780.39	639,380	29,328,361	669,466
	JAPAN	10,361.78	4,930	226,139	5,227
	MEXICO	96,103.18	143,008	6,559,777	148,040
	PEOPLE'S REPUBLIC OF CHINA	114.00	233	10,688	258
	REPUBLIC OF KOREA	4,156.00	818	37,522	821
	TAIWAN (REP. OF CHINA)	6,625.00	3,521	161,508	3,618
	UNITED STATES OF AMERICA	20,244.00	4,824	221,277	4,963
120750	Mustard seeds, whether or not broken	269,481.46	253,771	11,640,477	259,547
	CANADA	62,000.00	50,173	2,301,436	52,036
	INDIA	56,128.00	33,950	1,557,287	35,000
	UNITED STATES OF AMERICA	151,353.46	169,648	7,781,754	172,511
120760	Safflower seeds, whether or not broken	2,677,897.00	1,160,704	53,241,493	1,243,437
	BELGIUM	11,027.00	5,954	273,110	6,293
	INDIA	2,660,870.00	1,151,810	52,833,525	1,233,939
	UKRAINE (UKRAINIAN S.S.R.)	6,000.00	2,940	134,858	3,205
120799	Other oil seeds and oleaginous fruits n.e.s., whether or not broken	209,648.00	106,144	4,868,825	110,851
	PEOPLE'S REPUBLIC OF CHINA	209,544.00	105,574	4,842,679	110,267
	UNITED STATES OF AMERICA	104.00	570	26,146	584

TABLE 8 - Continued

PSCC CODE	COMMODITY AND COUNTRY OF ORIGIN	GROSS WEIGHT (GK)	FOB VALUE		CIF
			DOLLARS	PESOS	DOLLARS
1208	Flours and meals of oil seeds or oleaginous fruits, other than those of mustard.	4,661,402.28	2,841,857	130,355,980	2,978,590
120810	Flours and meals of soya beans	3,382,397.22	2,149,947	98,618,068	2,235,956
	ARGENTINA	1,535,078.43	1,061,181	48,676,372	1,096,509
	INDIA	255,689.20	196,376	9,007,767	198,901
	PEOPLE'S REPUBLIC OF CHINA	110,600.00	111,059	5,094,276	113,746
	UNITED STATES OF AMERICA	1,481,029.59	781,331	35,839,653	826,800
120890	Other flours and meals of oil seeds or oleaginous fruits, other than those of mustard	1,279,005.06	691,910	31,737,912	742,634
	ARGENTINA	243,700.00	158,234	7,258,194	165,441
	INDIA	514,080.00	288,204	13,219,917	298,201
	REPUBLIC OF KOREA	780.00	500	22,935	515
	UNITED STATES OF AMERICA	520,445.06	244,972	11,236,866	278,477
1209	Seeds, fruits and spores, of a kind used for sowing.	2,258,424.98	14,422,453	661,557,919	14,912,150
120921	Lucerne (alfalfa) seed, for sowing	3,043.95	12,538	575,119	13,104
	NEW ZEALAND	438.00	3,188	146,234	3,382
	TAIWAN (REP. OF CHINA)	2,605.95	9,350	428,885	9,722
120926	Timothy grass seed, for sowing	11,604.00	77,348	3,547,953	80,066
	AUSTRALIA	426.00	7,188	329,714	7,865
	BOLIVIA	741.00	20,487	939,739	21,047
	BRAZIL	8,602.00	23,035	1,056,615	23,665
	THAILAND	1,763.00	24,598	1,128,310	25,393
	UNITED STATES OF AMERICA	72.00	2,040	93,575	2,096
120929	Other seeds of forage plants n.e.s., other than beet seed, of a kind used for sowing	901.50	12,433	570,302	13,631
	AUSTRALIA	50.00	2,042	93,667	2,302
	THAILAND	230.00	4,091	187,654	4,771
	UNITED STATES OF AMERICA	621.50	6,300	288,981	6,558
120930	Seeds of herbaceous plants cultivated principally for their flowers	10.00	4,104	188,250	4,338
	JAPAN	10.00	4,104	188,250	4,338
120991	Vegetables seeds, of a kind used for sowing	1,996,752.92	13,832,594	634,501,086	14,291,960
	AUSTRALIA	1,090.24	28,872	1,324,359	30,295
	BARBADOS	602.00	71,040	3,258,605	73,972
	BELGIUM	1,496.00	727	33,347	768
	HONG KONG, CHINA	30,458.96	200,395	9,192,119	205,912
	INDIA	55,145.75	457,842	21,001,213	471,425
	INDONESIA	42,873.45	254,886	11,691,621	260,217
	ISRAEL	61.00	5,992	274,853	6,155
	ITALY	3,095.00	5,760	264,211	6,362
	JAPAN	104,708.40	3,783,183	173,534,604	3,929,795
	NETHERLANDS	8,349.13	587,490	26,948,166	609,785
	NEW ZEALAND	105,477.00	352,910	16,187,982	365,220
	PEOPLE'S REPUBLIC OF CHINA	1,264,412.40	1,372,816	62,971,070	1,404,795
	REPUBLIC OF KOREA	7,043.00	174,724	8,014,590	181,158
	SOUTH AFRICA, REP. OF	47,024.90	858,626	39,385,174	885,599
	TAIWAN (REP. OF CHINA)	2,040.00	4,800	220,176	4,999
	THAILAND	175,935.51	2,959,001	135,729,376	3,034,299
	UNITED STATES OF AMERICA	135,841.18	2,594,340	119,002,375	2,696,170
	VIETNAM	11,099.00	119,190	5,467,245	125,034
120999	Other, seeds of fruits and spores, of a kind used for sowing	246,112.61	483,436	22,175,209	509,051
	AUSTRALIA	360.76	27,128	1,244,361	28,220
	BRAZIL	176,299.70	227,181	10,420,792	240,256
	INDONESIA	11.00	240	11,009	390
	PAPUA NEW GUINEA	140.00	19,600	899,052	20,153
	PEOPLE'S REPUBLIC OF CHINA	2,094.00	14,668	672,821	15,082
	TAIWAN (REP. OF CHINA)	7,871.65	34,346	1,575,451	35,675

TABLE 8 - Continued

PSCC CODE	COMMODITY AND COUNTRY OF ORIGIN	GROSS WEIGHT (GK)	FOB VALUE		CIF
			DOLLARS	PESOS	DOLLARS
	THAILAND	264.00	36,546	1,676,365	38,353
	UNITED STATES OF AMERICA	4,963.50	62,842	2,882,563	65,584
	VIETNAM	54,108.00	60,885	2,792,795	65,338
1210	Hop cones, fresh or dried, whether or not ground, powdered or in the form of pellets; lupulin.	285,358.72	1,126,588	51,676,591	1,162,061
121010	Hope cones, neither ground nor powdered nor in the form of pellets	56,804.82	238,326	10,932,013	251,810
	AUSTRALIA	909.82	1,213	55,640	1,299
	FRANCE	11.00	368	16,880	664
	GERMANY	17,284.00	85,484	3,921,151	89,772
	HONG KONG, CHINA	153.00	3,378	154,949	3,435
	UNITED STATES OF AMERICA	38,447.00	147,883	6,783,393	156,640
121020	Hope cones, ground, powdered or in the form of pellets; lupulin	228,553.90	888,262	40,744,578	910,251
	AUSTRALIA	2,285.00	10,214	468,516	10,865
	GERMANY	67,585.90	271,448	12,451,320	278,140
	UNITED STATES OF AMERICA	158,683.00	606,600	27,824,742	621,246
1211	Plants and parts of plants (including seeds and fruits), of a kind used primarily in perfumery, in pharmacy or for insecticidal, fungicidal or similar purposes, fresh or dried, whether or not cut, crushed or powdered.	329,466.16	1,086,350	49,830,878	1,138,877
121110	Liquorice roots, fresh or dried, whether or not cut, crushed or powdered	15,952.10	166,731	7,647,951	169,761
	GERMANY	1,020.00	27,000	1,238,490	27,761
	INDIA	13,391.50	74,797	3,430,938	75,243
	JAPAN	939.60	59,619	2,734,724	61,300
	PEOPLE'S REPUBLIC OF CHINA	218.00	1,806	82,841	1,857
	THAILAND	24.00	1,360	62,383	1,399
	TURKEY	359.00	2,149	98,575	2,201
121120	Ginseng roots, fresh or dried, whether or not cut, crushed or powdered	12,626.39	156,260	7,167,647	161,957
	HONG KONG, CHINA	645.50	64	2,936	66
	REPUBLIC OF KOREA	8,303.00	58,773	2,695,918	60,790
	URUGUAY	3,677.89	97,423	4,468,793	101,101
121190	Other plants and parts of plants (including seeds and fruits), of a kind used primarily in perfumery, in pharmacy or for insecticidal, fungicidal or similar purposes, fresh or dried, whether or not cut, crushed or powdered	300,887.67	763,359	35,015,280	807,159
	GERMANY	47,363.00	69,993	3,210,579	74,077
	HONG KONG, CHINA	1,387.42	9,500	435,765	9,741
	INDIA	118,191.62	428,120	19,637,865	451,008
	ITALY	861.00	810	37,155	915
	JAPAN	187.00	8,737	400,767	9,410
	MALAYSIA	17,628.00	9,050	415,124	10,041
	NEW ZEALAND	337.00	4,500	206,415	6,759
	PEOPLE'S REPUBLIC OF CHINA	3,676.00	43,989	2,017,776	46,566
	SPAIN	5,560.00	46,484	2,132,221	48,677
	SRI LANKA (CEYLON)	554.00	5,882	269,807	5,901
	SYRIAN ARAB REPUBLIC	25.00	155	7,110	159
	THAILAND	2,451.00	76,853	3,525,247	81,000
	TURKEY	1,716.00	4,194	192,379	4,301
	UNITED ARAB EMIRATES, N.E.S.	36,919.63	16,089	738,002	17,376
	UNITED STATES OF AMERICA	473.00	6,343	290,954	6,707
	VIETNAM	63,558.00	32,660	1,498,114	34,521
1212	Locust beans, seaweeds and other algae, sugar beet and sugar cane, fresh, chilled, frozen or dried, whether or not ground; fruit stones and kernels and other vegetable products (including unroasted chicory roots of the variety Cichorium intybus sativum) of a kind used primarily for human consumption, not elsewhere specified or included.	10,197,687.69	13,638,867	625,614,828	14,531,280

TABLE 8 - Continued

PSCC CODE	COMMODITY AND COUNTRY OF ORIGIN	GROSS WEIGHT (GK)	FOB VALUE		CIF
			DOLLARS	PESOS	DOLLARS
121210	Locust beans, including locust bean seeds, fresh, chilled, frozen or dried, whether or not ground	279,971.55	686,537	31,491,452	717,127
	JAPAN	349.55	430	19,724	449
	PEOPLE'S REPUBLIC OF CHINA	279,622.00	686,107	31,471,728	716,678
121220	Seaweeds and other algae, fresh, chilled, frozen or dried, whether or not ground	8,487,025.54	10,715,285	491,510,122	11,516,031
	CHILE	12,012.00	49,800	2,284,326	52,688
	HONG KONG, CHINA	612.00	884	40,550	933
	HUNGARY	4.00	994	45,595	1,051
	INDIA	6,908.00	3,234	148,344	3,409
	INDONESIA	7,550,709.20	8,228,004	377,418,543	8,846,983
	IRELAND	592.98	6,074	278,614	6,372
	JAPAN	181,663.80	1,752,933	80,407,036	1,894,763
	MALAYSIA	57.00	1,002	45,962	1,040
	PEOPLE'S REPUBLIC OF CHINA	58,209.32	176,758	8,107,890	184,929
	REPUBLIC OF KOREA	619,806.08	321,586	14,751,150	341,160
	SINGAPORE	1,728.00	400	18,348	448
	SRI LANKA (CEYLON)	44,140.00	50,214	2,303,316	51,311
	TAIWAN (REP. OF CHINA)	39.00	1,152	52,842	1,222
	THAILAND	7,919.61	92,198	4,229,122	98,151
	UK OF GREAT BRITAIN AND N. IRELAND	90.00	4,927	226,001	5,128
	UNITED STATES OF AMERICA	2,534.55	25,125	1,152,483	26,443
121299	Other fruit stones and kernels and other vegetable products (including unroasted chicory roots of the variety Cichorium intybus sativum) of a kind used primarily for human consumption, not elsewhere specified or included	1,430,690.60	2,237,045	102,613,254	2,298,122
	AUSTRALIA	2,600.00	18,269	837,999	19,100
	MOROCCO	82,590.00	116,344	5,336,699	117,025
	PEOPLE'S REPUBLIC OF CHINA	1,335,170.60	2,087,889	95,771,469	2,147,415
	SPAIN	10,330.00	14,543	667,087	14,582
1213	Cereal straw and husks, unprepared, whether or not chopped, ground, pressed or in the form of pellets.	2,379.00	2,816	129,170	3,043
121300	Cereal straw and husks, unprepared, whether or not chopped, ground, pressed or in the form of pellets	2,379.00	2,816	129,170	3,043
	GERMANY	2,379.00	2,816	129,170	3,043
1214	Swedes, mangolds, fodder roots, hay, lucerne (alfalfa), clover, sainfoin, forage kale, lupines, vetches and similar forage products, whether or not in the form of pellets.	7,274,766.18	2,820,583	129,380,141	3,003,600
121410	Lucerne (alfalfa) meal and pellets	834,380.00	427,980	19,631,441	456,895
	AUSTRALIA	599,605.00	348,520	15,986,612	372,481
	FRANCE	12,500.00	12,327	565,439	12,674
	PEOPLE'S REPUBLIC OF CHINA	180,400.00	52,024	2,386,341	56,416
	SPAIN	15,304.00	3,774	173,113	3,953
	UNITED STATES OF AMERICA	26,571.00	11,335	519,936	11,371
121490	Swedes, mangolds, fodder roots, hay, clover, sainfoin, forage kale, lupines, vetches and similar forage products, whether or not in the form of pellets	6,440,386.18	2,392,603	109,748,700	2,546,705
	AUSTRALIA	6,430,190.00	2,389,086	109,587,375	2,542,189
	BELGIUM	8,307.18	2,967	136,096	3,719
	GERMANY	1,889.00	550	25,229	797
13	Lac; gums, resins and other vegetable saps and extracts	7,902,019.76	40,483,015	1,856,955,902	42,629,282
1301	Lac; natural gums, resins, gum-resins and oleoresins (for example, balsams).	2,655,271.48	5,585,708	256,216,429	5,847,745
130120	Gum arabic	403,495.65	1,040,613	47,732,919	1,097,796
	CHILE	1,625.00	31,365	1,438,713	33,152
	FRANCE	123,024.32	424,306	19,462,916	443,538
	GERMANY	20,047.00	151,791	6,962,653	158,171

TABLE 8 - Continued

PSCC CODE	COMMODITY AND COUNTRY OF ORIGIN	GROSS WEIGHT (GK)	FOB VALUE		CIF
			DOLLARS	PESOS	DOLLARS
	HONG KONG, CHINA	1,616.00	1,152	52,842	1,293
	JAPAN	100.00	5,220	239,441	5,628
	PEOPLE'S REPUBLIC OF CHINA	113,000.00	78,596	3,605,199	84,853
	SINGAPORE	63,894.33	177,557	8,144,540	190,041
	TAIWAN (REP. OF CHINA)	45,389.00	45,350	2,080,205	51,630
	THAILAND	312.00	10,070	461,911	10,644
	UK OF GREAT BRITAIN AND N. IRELAND	31,875.00	80,117	3,674,967	82,993
	UNITED STATES OF AMERICA	2,613.00	35,089	1,609,532	35,853
130190	Other natural gums, resins, gum-resins and oleoresins (for example, balsams)	2,251,775.83	4,545,095	208,483,510	4,749,949
	BELGIUM	211.64	939	43,072	1,259
	FRANCE	153,885.00	208,983	9,586,050	215,391
	GERMANY	2,057.85	54,596	2,504,319	56,454
	HONG KONG, CHINA	5,605.00	26,600	1,220,142	30,466
	INDIA	343,557.89	550,097	25,232,950	570,199
	INDONESIA	126,888.00	178,665	8,195,364	182,823
	ITALY	235,380.00	635,020	29,128,367	669,271
	JAPAN	1,553.00	11,980	549,523	12,252
	MALAYSIA	4,192.00	14,720	675,206	15,344
	NETHERLANDS	7,084.00	30,058	1,378,760	32,241
	PEOPLE'S REPUBLIC OF CHINA	216,064.25	2,060,470	94,513,759	2,131,759
	PERU	5,210.00	27,108	1,243,444	28,250
	REPUBLIC OF KOREA	11,122.75	5,340	244,947	5,626
	SINGAPORE	8,183.20	161,931	7,427,775	166,824
	SPAIN	5,770.00	33,812	1,550,956	38,365
	SWITZERLAND	17.00	139	6,376	143
	THAILAND	467,076.31	190,749	8,749,657	208,583
	UK OF GREAT BRITAIN AND N. IRELAND	588.00	27,009	1,238,903	27,759
	UNITED STATES OF AMERICA	22,258.86	121,130	5,556,233	130,921
	URUGUAY	543.08	10,849	497,644	13,493
	VIETNAM	634,528.00	194,900	8,940,063	212,526
1302	Vegetable saps and extracts; pectic substances, pectinates and pectates; agar-agar and other mucilages and thickeners, whether or not modified, derived from vegetable products.	5,246,748.28	34,897,307	1,600,739,473	36,781,537
130211	Opium saps and extracts	12,411.50	178,803	8,201,694	182,601
	GERMANY	55.00	5,197	238,386	5,208
	INDIA	2,214.00	5,500	252,285	5,505
	PEOPLE'S REPUBLIC OF CHINA	9,939.50	162,091	7,435,114	165,370
	PERU	12.00	850	38,990	881
	SINGAPORE	122.00	3,660	167,884	3,810
	SPAIN	43.00	580	26,605	864
	UNITED STATES OF AMERICA	26.00	925	42,430	963
130212	Liquorice saps and extracts	87,625.14	1,058,858	48,569,816	1,107,809
	FRANCE	12.00	483	22,155	706
	GERMANY	2,535.70	19,907	913,134	22,996
	INDONESIA	3,417.00	53,728	2,464,503	60,722
	PEOPLE'S REPUBLIC OF CHINA	1,796.00	18,768	860,888	18,804
	REPUBLIC OF KOREA	69.00	726	33,302	782
	THAILAND	159.07	9,520	436,682	10,087
	UNITED ARAB EMIRATES, N.E.S.	2.50	10,403	477,186	10,696
	UNITED STATES OF AMERICA	79,633.87	945,323	43,361,966	983,016
130213	Hop saps and extracts	32,076.11	412,030	18,899,817	416,300
	FRANCE	13.60	593	27,201	904
	GERMANY	18.00	1,105	50,686	1,140
	HONG KONG, CHINA	656.00	14,541	666,996	14,692
	UK OF GREAT BRITAIN AND N. IRELAND	18.00	1,303	59,769	1,497
	UNITED STATES OF AMERICA	31,370.51	394,488	18,095,165	398,067
130214	Pyrethrum or of the roots of plants containing rotenone, saps and extracts	986.14	151,609	6,954,305	154,014
	CANADA	803.00	89,676	4,113,438	91,889
	PEOPLE'S REPUBLIC OF CHINA	107.00	59,500	2,729,265	59,574
	REPUBLIC OF KOREA	48.00	1,560	71,557	1,649
	UNITED STATES OF AMERICA	28.14	873	40,045	902

TABLE 8 - Continued

PSCC CODE	COMMODITY AND COUNTRY OF ORIGIN	GROSS WEIGHT (GK)	FOB VALUE		CIF DOLLARS
			DOLLARS	PESOS	
130219	Other vegetable saps and extracts	1,819,473.21	7,013,507	321,709,568	7,521,375
	AUSTRALIA	54,428.48	181,676	8,333,478	198,404
	BELGIUM	5.00	1,040	47,705	1,099
	BRAZIL	64.00	2,001	91,786	2,013
	BULGARIA	46.00	8,798	403,564	8,825
	CANADA	100,231.00	221,405	10,155,847	229,461
	CHILE	730.00	13,960	640,345	14,444
	FRANCE	41,738.10	191,231	8,771,766	219,390
	GERMANY	85,671.51	588,633	27,000,596	644,013
	HONG KONG, CHINA	8,995.62	27,451	1,259,177	28,583
	INDIA	34,148.00	594,387	27,264,532	627,552
	INDONESIA	2,250.96	38,372	1,760,124	40,871
	IRAN, ISLAMIC REP. OF	727,527.00	201,266	9,232,071	202,110
	ITALY	1,196.40	59,668	2,736,971	61,768
	JAPAN	6,164.84	275,295	12,627,782	284,262
	MALAYSIA	32,667.00	36,617	1,679,622	39,028
	NETHERLANDS	210.00	758	34,769	804
	PEOPLE'S REPUBLIC OF CHINA	24,000.00	479,538	21,996,409	502,927
	PERU	2,213.00	14,000	642,180	15,550
	POLAND	9.00	612	28,072	727
	REPUBLIC OF KOREA	46,693.26	728,099	33,397,902	829,707
	SINGAPORE	2,037.00	31,703	1,454,217	35,247
	SPAIN	4,205.00	35,432	1,625,266	38,500
	SWITZERLAND	209.00	9,917	454,893	9,986
	TAIWAN (REP. OF CHINA)	7,428.52	185,406	8,504,574	194,610
	THAILAND	39,516.02	842,362	38,639,145	874,780
	UK OF GREAT BRITAIN AND N. IRELAND	398.00	2,540	116,510	4,276
	UNITED ARAB EMIRATES, N.E.S.	373,907.10	126,982	5,824,664	129,256
	UNITED STATES OF AMERICA	191,591.42	1,544,213	70,833,050	1,705,035
	URUGUAY	31,191.98	570,145	26,152,551	578,147
130220	Peptic substances, pectinates and pectates	109,415.77	1,943,611	89,153,436	2,000,551
	BELGIUM	10,101.11	144,857	6,644,591	159,672
	DENMARK	42,156.80	747,475	34,286,678	768,839
	FRANCE	35,689.86	737,820	33,843,803	744,153
	GERMANY	1,792.00	29,097	1,334,679	29,170
	MEXICO	6,943.00	102,134	4,684,887	106,285
	PEOPLE'S REPUBLIC OF CHINA	9,215.00	135,500	6,215,385	142,464
	SPAIN	2,080.00	30,605	1,403,851	31,279
	UK OF GREAT BRITAIN AND N. IRELAND	325.00	5,237	240,221	7,460
	UNITED STATES OF AMERICA	1,113.00	10,886	499,341	11,229
130231	Agar-agar, whether or not modified	23,830.15	148,665	6,819,265	163,350
	GERMANY	978.81	30,880	1,416,466	31,960
	MALAYSIA	453.74	571	26,192	618
	NETHERLANDS	5.00	503	23,073	519
	PEOPLE'S REPUBLIC OF CHINA	3,606.00	46,688	2,141,579	47,336
	SPAIN	3,059.00	57,371	2,631,608	69,811
	TAIWAN (REP. OF CHINA)	1.60	130	5,963	142
	UNITED STATES OF AMERICA	15,726.00	12,522	574,384	12,964
130232	Mucilages and thickeners, whether or not modified, derived from locust beans, locust bean seeds or guar seeds	994,031.52	4,169,986	191,277,256	4,437,866
	DENMARK	47,632.26	863,393	39,603,837	920,003
	FRANCE	11,261.00	170,732	7,831,477	177,857
	HONG KONG, CHINA	2,254.00	27,335	1,253,856	30,328
	INDIA	604,581.56	713,801	32,742,052	802,468
	ITALY	7,497.00	60,703	2,784,447	62,360
	JAPAN	48.00	801	36,742	2,788
	MALAYSIA	44,438.00	171,305	7,857,760	177,815
	MALI (WEST AFRICA)	2,096.00	7,360	337,603	7,780
	MOROCCO	6,696.00	74,575	3,420,755	79,332
	NETHERLANDS	32,384.00	137,912	6,326,023	140,787
	PAKISTAN, ISLAMIC REP. OF	24,260.00	59,960	2,750,365	60,557
	PEOPLE'S REPUBLIC OF CHINA	60,806.50	514,259	23,589,060	550,228
	PERU	34,294.20	253,831	11,643,228	273,446
	SINGAPORE	3,106.00	31,720	1,454,996	33,329
	SPAIN	60,754.00	648,769	29,759,034	663,750
	SWITZERLAND	8,696.00	108,990	4,999,371	116,663

TABLE 8 - Continued

PSCC CODE	COMMODITY AND COUNTRY OF ORIGIN	GROSS WEIGHT (GK)	FOB VALUE		CIF
			DOLLARS	PESOS	DOLLARS
	TURKEY	34,784.00	247,354	11,346,128	250,579
	UNITED STATES OF AMERICA	8,443.00	77,186	3,540,522	87,796
130239	Carageenan, seaweeds and other algae, n.e.s.	2,166,898.74	19,820,238	909,154,316	20,797,671
	CHILE	28,377.00	236,456	10,846,237	252,465
	DENMARK	98,555.54	1,380,119	63,306,058	1,509,391
	FRANCE	19,574.20	268,386	12,310,866	289,599
	GERMANY	4,809.00	123,232	5,652,652	126,645
	INDONESIA	10,040.00	72,000	3,302,640	76,103
	ITALY	2,180.00	16,900	775,203	24,507
	MALAYSIA	5,350.00	24,550	1,126,109	25,142
	NETHERLANDS	202.00	5,984	274,486	5,996
	NORWAY	9,484.00	86,569	3,970,920	88,300
	PEOPLE'S REPUBLIC OF CHINA	1,785,758.60	14,278,548	654,956,996	14,944,791
	REPUBLIC OF KOREA	78,540.00	940,784	43,153,762	982,594
	SINGAPORE	50.03	1,761	80,777	1,866
	SPAIN	525.00	2,027	92,978	2,051
	THAILAND	7,461.00	97,370	4,466,362	106,653
	UNITED STATES OF AMERICA	115,992.37	2,285,552	104,838,270	2,361,568
14	Vegetable plaiting materials; vegetable products not elsewhere specified or included	298,135.29	325,101	14,912,383	348,744
1401	Vegetable materials of a kind used primarily for plaiting (for example, bamboos, rattans, reeds, rushes, osier, raffia, cleaned, bleached or dyed cereal straw, and lime bark).	59,489.29	88,882	4,077,017	94,905
140110	Bamboos	53,885.00	45,907	2,105,754	49,141
	PEOPLE'S REPUBLIC OF CHINA	53,885.00	45,907	2,105,754	49,141
140120	Rattans	2,417.29	12,366	567,228	12,988
	JAPAN	2,193.00	9,572	439,068	9,944
	PEOPLE'S REPUBLIC OF CHINA	11.20	1,100	50,457	1,184
	SINGAPORE	13.09	236	10,825	264
	VIETNAM	200.00	1,458	66,878	1,596
140190	Othe vegetable materials of a kind used primarily for plaiting	3,187.00	30,609	1,404,035	32,776
	JAPAN	2,101.00	9,333	428,105	9,766
	SINGAPORE	1,086.00	21,276	975,930	23,010
1402	Vegetable materials of a kind used primarily as stuffing or as padding (for example, kapok, vegetable hair and eel-grass), whether or not put up as a layer with or without supporting material.	2,012.00	5,780	265,129	5,996
140200	Vegetable materials of a kind used primarily as stuffing or as padding (for example, kapok, vegetable hair and eel-grass), whether or not put up as a layer with or without supporting material	2,012.00	5,780	265,129	5,996
	THAILAND	2,012.00	5,780	265,129	5,996
1404	Vegetable products not elsewhere specified or included.	236,634.00	230,439	10,570,237	247,843
140410	Raw vegetable materials of a kind used primarily in dyeing or tanning	232,497.00	222,678	10,214,240	239,831
	COTE D'IVOIRE (IVORY COAST)	17,020.00	8,510	390,354	10,380
	GUATEMALA	20,100.00	37,000	1,697,190	38,980
	NETHERLANDS	700.00	1,605	73,621	1,609
	SINGAPORE	15,402.00	6,040	277,055	6,386
	VIETNAM	179,275.00	169,523	7,776,020	182,476
140490	Other vegetable products not elsewhere specified or included	4,137.00	7,761	355,997	8,012
	FRANCE	236.00	4,536	208,066	4,751
	UNITED STATES OF AMERICA	3,901.00	3,225	147,931	3,261

TABLE 8 - Continued

PSCC CODE	COMMODITY AND COUNTRY OF ORIGIN	GROSS WEIGHT (GK)	FOB VALUE		CIF
			DOLLARS	PESOS	DOLLARS
15	Animal or vegetable fats and oils and their cleavage products; prepared edible fats; animal or vegetable waxes	954,546,728.19	666,751,122	30,583,873,970	696,066,086
1501	Pig fat (including lard) and poultry fat, other than that of heading 02.09 or 15.03.	247,102.90	226,936	10,409,554	261,359
150100	Pig fat (including lard) and poultry fat, other than that of heading No. 02.09 or 15.03	247,102.90	226,936	10,409,554	261,359
	FRANCE	136,810.90	162,166	7,438,554	190,014
	INDONESIA	36,000.00	10,900	499,983	12,402
	MALAYSIA	36,000.00	10,550	483,929	12,004
	NETHERLANDS	16,520.00	7,800	357,786	8,881
	UNITED STATES OF AMERICA	21,772.00	35,520	1,629,302	38,058
1502	Fats of bovine animals, sheep or goats, other than those of heading 15.03.	13,190,820.78	10,344,852	474,518,362	11,381,253
150200	Fats of bovine animals, sheep or goats, other than those of heading No. 15.03	13,190,820.78	10,344,852	474,518,362	11,381,253
	AUSTRALIA	7,070,867.65	5,565,557	255,292,100	6,126,381
	DENMARK	57,549.00	39,504	1,812,048	45,319
	GERMANY	105,764.60	107,236	4,918,915	112,023
	IRELAND	1,312,283.68	1,014,809	46,549,289	1,107,143
	NETHERLANDS	251,382.53	221,755	10,171,902	254,932
	NEW ZEALAND	4,367,662.44	3,376,396	154,875,285	3,713,045
	UNITED STATES OF AMERICA	25,310.88	19,595	898,823	22,410
1503	Lard stearin, lard oil, oleostearin, oleo-oil and tallow oil, not emulsified or mixed or otherwise prepared.	9,275.40	26,031	1,194,042	26,817
150300	Lard stearin, lard oil, oleostearin, oleo-oil and tallow oil, not emulsified or mixed or otherwise prepared	9,275.40	26,031	1,194,042	26,817
	FRANCE	223.00	780	35,779	856
	JAPAN	1,155.00	2,328	106,785	2,384
	PEOPLE'S REPUBLIC OF CHINA	150.00	241	11,055	257
	SINGAPORE	4,071.60	11,938	547,596	12,275
	THAILAND	3,675.80	10,744	492,827	11,045
1504	Fats and oils and their fractions, of fish or marine mammals, whether or not refined, but not chemically modified.	482,532.62	749,175	34,364,659	784,835
150410	Fish-liver oils and their fractions	168,243.00	226,070	10,369,832	236,740
	NORWAY	1,623.00	25,869	1,186,611	26,651
	REPUBLIC OF KOREA	98,000.00	128,056	5,873,929	135,119
	UK OF GREAT BRITAIN AND N. IRELAND	8,320.00	22,996	1,054,827	23,938
	VIETNAM	60,300.00	49,149	2,254,465	51,032
150420	Fats and oils and their fractions, of fish, other than liver oils	151,409.62	309,965	14,218,095	334,155
	DENMARK	340.10	6,638	304,485	6,820
	INDIA	4,565.40	6,535	299,760	6,720
	ITALY	1,983.00	3,593	164,811	3,714
	JAPAN	17,004.00	63,506	2,913,020	76,475
	NORWAY	10,500.00	25,388	1,164,548	28,011
	PEOPLE'S REPUBLIC OF CHINA	16,834.04	125,011	5,734,255	130,351
	SINGAPORE	356.88	6,640	304,577	6,807
	VIETNAM	99,826.20	72,654	3,332,639	75,257
150430	Fats and oils and their fractions of marine mammals	162,880.00	213,140	9,776,732	213,940
	REPUBLIC OF KOREA	162,880.00	213,140	9,776,732	213,940

TABLE 8 - Continued

PSCC CODE	COMMODITY AND COUNTRY OF ORIGIN	GROSS WEIGHT (GK)	FOB VALUE		CIF
			DOLLARS	PESOS	DOLLARS
1505	Wool grease and fatty substances derived therefrom (including lanolin).	40,090.75	212,867	9,764,210	218,146
150500	Wood greases and fatty substances derived therefrom (including lanolin)	40,090.75	212,867	9,764,210	218,146
	BRAZIL	214.58	5,242	240,451	5,456
	INDIA	4,222.92	32,758	1,502,609	33,349
	JAPAN	9,349.66	36,270	1,663,705	37,545
	SINGAPORE	20,937.75	100,961	4,631,082	103,263
	THAILAND	31.00	687	31,513	720
	UK OF GREAT BRITAIN AND N. IRELAND	399.00	3,958	181,553	3,985
	UNITED STATES OF AMERICA	4,935.84	32,991	1,513,297	33,828
1506	Other animal fats and oils and their fractions, whether or not refined, but not chemically modified.	198,720.00	652,900	29,948,523	662,994
150600	Other animal fats and oils and their fractions or not refined, but not chemically modified	198,720.00	652,900	29,948,523	662,994
	REPUBLIC OF KOREA	198,720.00	652,900	29,948,523	662,994
1507	Soya-bean oil and its fractions, whether or not refined, but not chemically modified.	21,352,059.08	20,111,281	922,504,460	20,896,558
150790	Other soya-bean oil and its fractions, whether or not refined, but not chemically modified	21,352,059.08	20,111,281	922,504,460	20,896,558
	ARGENTINA	119,840.00	102,268	4,691,033	105,611
	HONG KONG, CHINA	2.00	2,836	130,087	2,918
	INDONESIA	30,047.52	18,921	867,906	19,696
	JAPAN	405.00	146	6,697	154
	MALAYSIA	9,950,016.87	9,741,264	446,831,780	10,156,245
	PEOPLE'S REPUBLIC OF CHINA	77,616.00	72,195	3,311,585	75,499
	REPUBLIC OF KOREA	72,621.59	17,340	795,386	18,110
	SINGAPORE	2,259,573.22	2,219,305	101,799,520	2,337,543
	SPAIN	6,760.40	9,074	416,224	10,262
	TAIWAN (REP. OF CHINA)	25,306.00	40,006	1,835,076	40,241
	THAILAND	4,961,326.00	4,350,254	199,546,151	4,484,734
	UNITED ARAB EMIRATES, N.E.S.	168,220.00	154,895	7,105,034	159,263
	UNITED STATES OF AMERICA	42,874.48	98,016	4,495,994	101,910
	VIETNAM	3,637,450.00	3,284,761	150,671,987	3,384,372
1508	Ground-nut oil and its fractions, whether or not refined, but not chemically modified.	307,604.00	153,234	7,028,845	160,977
150890	Ground-nut oil and its fractions, whether or not refined, but not chemically modified	307,604.00	153,234	7,028,845	160,977
	INDIA	574.00	1,696	77,796	1,698
	IRAN, ISLAMIC REP. OF	92,000.00	25,548	1,171,887	27,004
	PEOPLE'S REPUBLIC OF CHINA	3,360.00	17,172	787,680	17,875
	TURKEY	37,406.00	43,468	1,993,878	45,484
	UK OF GREAT BRITAIN AND N. IRELAND	1,374.00	17,083	783,597	17,899
	UNITED ARAB EMIRATES, N.E.S.	172,890.00	48,267	2,214,007	51,017
1509	Olive oil and its fractions, whether or not refined, but not chemically modified.	3,677,168.00	5,885,556	269,970,458	6,120,250
150910	Olive oil, virgin	2,557,901.36	4,104,106	188,255,344	4,269,440
	AUSTRALIA	1,149.00	3,214	147,426	3,561
	FRANCE	2,282.00	5,963	273,523	6,246
	ITALY	814,273.22	1,410,604	64,704,406	1,465,767
	REPUBLIC OF KOREA	382.00	260	11,926	280
	SERBIA	28,538.12	76,247	3,497,450	78,705
	SPAIN	1,632,533.01	2,401,817	110,171,346	2,502,495

TABLE 8 - Continued

PSCC CODE	COMMODITY AND COUNTRY OF ORIGIN	GROSS WEIGHT (GK)	FOB VALUE		CIF
			DOLLARS	PESOS	DOLLARS
	SWITZERLAND	448.00	748	34,311	766
	TURKEY	50,446.68	135,262	6,204,468	138,809
	UK OF GREAT BRITAIN AND N. IRELAND	21,376.62	55,880	2,563,216	57,346
	UNITED STATES OF AMERICA	6,472.71	14,111	647,272	15,465
150990	Olive oil and its fractions, whether or not refined, but not chemically modified	1,119,266.64	1,781,450	81,715,114	1,850,810
	FRANCE	6,961.00	6,681	306,458	7,374
	HONG KONG, CHINA	1,083.00	550	25,229	586
	ITALY	314,455.14	500,560	22,960,688	516,756
	JAPAN	10.00	37	1,697	41
	NETHERLANDS	110.00	971	44,540	999
	SINGAPORE	37,705.48	49,519	2,271,437	51,221
	SPAIN	748,663.87	1,181,474	54,194,213	1,230,348
	SWITZERLAND	93.00	147	6,743	155
	TURKEY	5,820.00	21,467	984,691	22,073
	UK OF GREAT BRITAIN AND N. IRELAND	148.48	1,302	59,723	1,374
	UNITED STATES OF AMERICA	4,216.67	18,742	859,695	19,883
1510	Other oils and their fractions, obtained solely from olives, whether or not refined, but not chemically modified, including blends of these oils or fractions with oils or fractions of heading 15.09.	80,937.00	130,572	5,989,338	142,794
151000	Other oils and their fractions, obtained solely from olives, whether or not refined, but not chemically modified, including blends of these oils or fractions with oils or fractions of heading No. 15.09	80,937.00	130,572	5,989,338	142,794
	SPAIN	80,937.00	130,572	5,989,338	142,794
1511	Palm oil and its fractions, whether or not refined, but not chemically modified.	105,469,399.81	68,793,690	3,155,566,559	71,930,535
151190	Palm oil and its fractions, whether or not refined, but not chemically modified	105,469,399.81	68,793,690	3,155,566,559	71,930,535
	INDONESIA	40,516,611.78	29,997,826	1,376,000,278	31,420,627
	MALAYSIA	64,556,518.60	38,400,986	1,761,453,228	40,104,424
	PEOPLE'S REPUBLIC OF CHINA	4,589.00	11,159	511,863	11,323
	SINGAPORE	350,394.53	342,341	15,703,182	351,669
	THAILAND	14,025.00	10,320	473,378	10,933
	UNITED STATES OF AMERICA	27,260.90	31,058	1,424,630	31,559
1512	Sunflower-seed, safflower or cotton-seed oil and fractions thereof, whether or not refined, but not chemically modified.	2,028,606.88	2,590,977	118,848,115	2,699,194
151219	Sunflower-seed or safflower oil and fractions thereof, whether or not refined, but not chemically modified	2,027,981.23	2,505,642	114,933,798	2,608,136
	AUSTRALIA	43,140.00	55,758	2,557,619	58,935
	BELGIUM	143,434.00	226,771	10,401,985	239,162
	DEMOCRATIC PEOPLE'S REP. OF KOREA	32.00	50	2,294	53
	FRANCE	26.00	119	5,459	126
	HONG KONG, CHINA	2.00	263	12,064	275
	INDIA	9,887.43	1,852	84,951	1,914
	ITALY	7,696.00	12,338	565,944	13,033
	MALAYSIA	374,584.00	381,164	17,483,993	403,519
	PEOPLE'S REPUBLIC OF CHINA	3,470.00	1,644	75,410	1,693
	RUSSIAN FEDERATION	192.00	259	11,880	294
	SINGAPORE	496,169.40	608,457	27,909,922	639,548
	SPAIN	43,384.00	70,185	3,219,386	73,414
	SWEDEN	733,650.00	952,922	43,710,532	974,954
	THAILAND	172,314.40	193,860	8,892,359	201,216

TABLE 8 - Continued

PSCC CODE	COMMODITY AND COUNTRY OF ORIGIN	GROSS WEIGHT (GK)	FOB VALUE		CIF
			DOLLARS	PESOS	DOLLARS
151229	Cotton-seed oil and its fractions thereof, whether or not refined, but not chemically modified	625.65	85,335	3,914,317	91,058
	FRANCE	64.20	31,078	1,425,548	32,286
	SINGAPORE	1.95	384	17,614	401
	UNITED STATES OF AMERICA	559.50	53,873	2,471,155	58,371
1513	Coconut (copra), palm kernel or babassu oil and fractions thereof, whether or not refined, but not chemically modified.	137,735,960.59	89,940,386	4,125,565,503	93,865,709
151311	Coconut (copra) oil, crude	27,320.00	132,920	6,097,040	137,754
	JAPAN	8,530.00	47,800	2,192,586	49,148
	PEOPLE'S REPUBLIC OF CHINA	18,790.00	85,120	3,904,454	88,606
151319	Coconut (copra) oil and its fractions thereof, whether or not refined, but not chemically modified	9,392,153.10	8,225,375	377,297,950	8,549,368
	GERMANY	189,050.00	408,348	18,730,923	409,174
	INDIA	299.00	1,122	51,466	1,283
	INDONESIA	1,999,813.00	1,749,836	80,264,977	1,849,547
	MALAYSIA	7,198,226.00	6,051,738	277,593,222	6,274,438
	PEOPLE'S REPUBLIC OF CHINA	552.10	4,343	199,213	4,521
	SINGAPORE	2,484.00	7,645	350,676	7,929
	THAILAND	1,320.00	612	28,072	647
	UNITED STATES OF AMERICA	409.00	1,731	79,401	1,829
151321	Palm kernel or babassau oil, crude	12,042,703.00	9,409,037	431,592,527	10,542,999
	MALAYSIA	12,042,703.00	9,409,037	431,592,527	10,542,999
151329	Palm kernel or babassau oil and its fractions thereof, whether or not refined, but not chemically modified	116,273,784.49	72,173,054	3,310,577,986	74,635,588
	BRAZIL	21.00	121	5,550	138
	INDONESIA	15,904,985.00	10,126,601	464,507,188	10,558,078
	MALAYSIA	100,368,778.49	62,046,332	2,846,065,248	64,077,372
1514	Rape, colza or mustard oil and fractions thereof, whether or not refined, but not chemically modified.	9,533,121.36	10,357,024	475,076,687	10,777,609
151419	Low erucic acid rape or colza, whether or not refined, but not chemically modified	6,248,359.08	6,404,509	293,774,827	6,704,090
	AUSTRALIA	889,305.00	722,423	33,137,543	756,922
	CANADA	439,675.94	488,673	22,415,431	514,336
	INDIA	926.00	883	40,503	906
	ITALY	95.00	164	7,523	188
	MALAYSIA	902,863.88	1,201,901	55,131,198	1,268,221
	NETHERLANDS	105.00	5,661	259,670	5,893
	SINGAPORE	2,435,895.26	2,333,856	107,053,975	2,475,262
	SWEDEN	836,453.00	948,067	43,487,833	967,101
	THAILAND	16,620.00	14,633	671,215	15,542
	UNITED ARAB EMIRATES, N.E.S.	648,980.00	616,459	28,276,974	621,285
	UNITED STATES OF AMERICA	77,440.00	71,789	3,292,962	78,434
151491	Other rape, colza or mustard oil, crude	248,939.00	241,111	11,059,761	253,943
	INDIA	1,714.00	2,771	127,106	2,868
	SINGAPORE	91,352.00	112,243	5,148,586	117,936
	UNITED STATES OF AMERICA	155,873.00	126,097	5,784,069	133,139
151499	Other rape, colza or mustard oil, whether of not refined, but not chemically modified	3,035,823.28	3,711,404	170,242,099	3,819,576
	CANADA	99,900.00	117,767	5,401,972	118,596
	INDIA	12,641.00	30,841	1,414,676	32,202

TABLE 8 - *Continued*

PSCC CODE	COMMODITY AND COUNTRY OF ORIGIN	GROSS WEIGHT (GK)	FOB VALUE		CIF
			DOLLARS	PESOS	DOLLARS
	MALAYSIA	1,088,344.03	1,652,584	75,804,028	1,711,950
	NETHERLANDS	965.70	51,630	2,368,268	54,367
	PEOPLE'S REPUBLIC OF CHINA	7,600.00	12,420	569,705	12,929
	SINGAPORE	1,168,910.46	1,232,960	56,555,875	1,261,136
	TAIWAN (REP. OF CHINA)	9,201.00	9,966	457,140	10,129
	THAILAND	17,369.76	13,405	614,887	14,003
	UNITED ARAB EMIRATES, N.E.S.	352,820.00	281,440	12,909,653	285,807
	UNITED STATES OF AMERICA	278,071.33	308,391	14,145,895	318,457
1515	Other fixed vegetable fats and oils (including jojoba oil) and their fractions, whether or not refined, but not chemically modified.	13,377,712.31	13,449,622	616,934,162	13,949,344
151519	Linseed oil and its fractions, whether or not refined, but not chemically modified	764,054.00	978,692	44,892,603	1,002,177
	BELGIUM	592,156.00	764,769	35,079,954	781,015
	GERMANY	79,826.00	97,053	4,451,821	102,000
	ITALY	86.00	164	7,523	188
	JAPAN	3.00	80	3,670	91
	NETHERLANDS	78,168.00	105,322	4,831,120	105,570
	PEOPLE'S REPUBLIC OF CHINA	950.00	825	37,843	872
	SINGAPORE	12,850.00	10,234	469,434	12,154
	UNITED STATES OF AMERICA	15.00	245	11,238	287
151521	Maize (corn) oil, crude	5,400.00	2,396	109,905	2,404
	ITALY	5,400.00	2,396	109,905	2,404
151529	Maize (corn) oil and its fractions, whether or not refined, but not chemically modified	2,451,500.48	3,354,082	153,851,741	3,471,401
	AUSTRALIA	127,900.00	211,624	9,707,193	217,100
	INDIA	6,124.88	1,607	73,713	1,748
	INDONESIA	1.00	28,908	1,326,010	30,092
	ITALY	24,762.00	13,792	632,639	15,735
	MALAYSIA	570,452.78	795,866	36,506,373	818,903
	PEOPLE'S REPUBLIC OF CHINA	100,792.00	145,798	6,687,754	147,808
	REPUBLIC OF KOREA	86,020.20	25,842	1,185,373	27,067
	SINGAPORE	599,934.62	809,238	37,119,747	844,918
	SPAIN	22,505.00	36,666	1,681,869	38,754
	SWEDEN	752,562.00	1,176,992	53,988,623	1,219,233
	TAIWAN (REP. OF CHINA)	89,656.00	35,980	1,650,403	36,605
	THAILAND	33,407.00	45,347	2,080,067	46,705
	UNITED STATES OF AMERICA	37,383.00	26,422	1,211,977	26,733
151530	Castor oil and its fractions, whether or not refined, but not chemically modified	81,260.14	192,237	8,817,911	198,529
	INDIA	42,227.00	65,165	2,989,119	66,548
	PEOPLE'S REPUBLIC OF CHINA	3,611.00	8,988	412,279	9,367
	SINGAPORE	2,376.14	5,686	260,817	6,079
	SPAIN	242.90	524	24,036	556
	THAILAND	15,808.00	59,760	2,741,191	62,207
	UK OF GREAT BRITAIN AND N. IRELAND	1,006.00	5,187	237,928	5,343
	UNITED STATES OF AMERICA	15,989.10	46,927	2,152,541	48,429
151540	Tung oil and its fractions, whether or not refined, but not chemically modified	44,068.00	110,320	5,060,378	113,548
	FRANCE	293.00	2,686	123,207	2,840
	GERMANY	41.00	366	16,788	543
	PEOPLE'S REPUBLIC OF CHINA	33,280.00	84,342	3,868,768	85,799
	SPAIN	1,259.00	7,438	341,181	7,998

TABLE 8 - Continued

PSCC CODE	COMMODITY AND COUNTRY OF ORIGIN	GROSS WEIGHT (GK)	FOB VALUE		CIF
			DOLLARS	PESOS	DOLLARS
	THAILAND	8,320.00	11,815	541,954	12,489
	UK OF GREAT BRITAIN AND N. IRELAND	11.00	320	14,678	335
	UNITED STATES OF AMERICA	864.00	3,353	153,802	3,544
151550	Sesame oil and its fractions, whether or not refined, but not chemically modified	1,062,595.06	1,387,589	63,648,708	1,435,139
	HONG KONG, CHINA	28,176.50	18,701	857,815	19,426
	INDIA	1,348.00	6,750	309,623	7,020
	JAPAN	8,181.02	8,883	407,463	10,623
	MALAYSIA	208,836.73	235,289	10,792,706	247,661
	PEOPLE'S REPUBLIC OF CHINA	128,923.00	529,554	24,290,642	536,565
	REPUBLIC OF KOREA	81,248.34	20,569	943,500	22,100
	SINGAPORE	201,980.37	287,383	13,182,258	296,986
	SPAIN	96.00	403	18,486	443
	TAIWAN (REP. OF CHINA)	391,140.10	264,649	12,139,450	277,705
	THAILAND	6,932.00	2,840	130,271	3,007
	UK OF GREAT BRITAIN AND N. IRELAND	5,733.00	12,568	576,494	13,603
151590	Other fixed vegetable fats and oils and their fractions, whether or not refined, but not chemically modified	8,968,834.63	7,424,306	340,552,916	7,726,146
	BRAZIL	170.00	3,602	165,224	4,045
	GERMANY	27.00	962	44,127	967
	HONG KONG, CHINA	2,565.00	13,968	640,712	14,113
	INDONESIA	4,461,707.50	3,955,844	181,454,564	4,032,509
	ITALY	3,877.55	14,673	673,051	15,074
	JAPAN	594.00	1,105	50,686	1,107
	MALAYSIA	3,724,872.24	2,517,439	115,474,927	2,693,298
	NETHERLANDS	213.00	960	44,035	1,719
	PEOPLE'S REPUBLIC OF CHINA	18,562.54	48,266	2,213,961	50,569
	REPUBLIC OF KOREA	1,223.65	878	40,274	947
	SINGAPORE	512,972.33	519,532	23,830,933	552,166
	SPAIN	3,593.00	23,197	1,064,046	23,257
	SWITZERLAND	1,800.00	2,100	96,327	2,159
	THAILAND	119,095.00	176,348	8,089,083	182,580
	UNITED ARAB EMIRATES, N.E.S.	62,760.00	50,064	2,296,436	52,107
	UNITED STATES OF AMERICA	10,737.82	45,836	2,102,497	46,781
	VIETNAM	44,064.00	49,532	2,272,033	52,748
1516	Animal or vegetable fats and oils and their fractions, partly or wholly hydrogenated, inter-esterified, not further prepared.	45,321,276.67	37,441,476	1,717,440,504	38,773,758
151610	Animal fats and oils and their fractions	1,624,057.40	2,816,415	129,188,956	2,911,316
	AUSTRALIA	613,391.40	994,743	45,628,862	1,040,694
	REPUBLIC OF KOREA	405,426.00	781,074	35,827,864	793,622
	SPAIN	605,240.00	1,040,598	47,732,230	1,077,000
151620	Vegetable fats and oils and their fractions, partly or wholly hydrogenated, inter-esterified, reesterified or elaidinised, whether or not refined, but not further prepared	43,697,219.27	34,625,061	1,588,251,548	35,862,442
	AUSTRALIA	94.00	120	5,504	130
	BELGIUM	55.00	1,913	87,749	1,967
	BRAZIL	23,688.00	84,736	3,886,840	89,565
	FRANCE	26.40	113	5,183	116
	GERMANY	111.63	777	35,641	909
	INDIA	38,755.00	58,869	2,700,321	63,007
	INDONESIA	6,363,214.10	4,625,580	212,175,356	4,876,448
	MALAYSIA	34,701,062.48	28,146,501	1,291,080,001	29,038,044
	NETHERLANDS	6,511.84	7,015	321,778	7,493
	REPUBLIC OF KOREA	18.00	5,085	233,249	5,293

TABLE 8 - Continued

PSCC CODE	COMMODITY AND COUNTRY OF ORIGIN	GROSS WEIGHT (GK)	FOB VALUE		CIF
			DOLLARS	PESOS	DOLLARS
	SINGAPORE	2,525,429.05	1,595,124	73,168,338	1,672,117
	SWEDEN	3,014.00	14,470	663,739	15,232
	THAILAND	20.00	376	17,247	391
	UK OF GREAT BRITAIN AND N. IRELAND	59.00	195	8,945	205
	UNITED STATES OF AMERICA	35,160.77	84,187	3,861,657	91,525
1517	Margarine; edible mixtures or preparations of animal or vegetable fats or oils or of fractions of different fats or oils of this Chapter, other than edible fats or oils or their fractions of heading 15.16.	19,422,612.32	17,356,150	796,126,601	18,064,159
151710	Margarine, excluding liquid margarine	1,692,819.31	1,846,241	84,687,074	1,957,469
	AUSTRALIA	4,408.77	25,807	1,183,767	27,099
	BELGIUM	128,103.80	195,307	8,958,732	209,952
	GERMANY	277,530.00	327,445	15,019,902	347,616
	INDIA	3,612.00	5,943	272,605	6,145
	INDONESIA	369,773.20	199,219	9,138,176	213,011
	ITALY	53,629.10	58,036	2,662,111	61,711
	MALAYSIA	439,765.15	319,423	14,651,933	331,060
	PEOPLE'S REPUBLIC OF CHINA	152,612.12	223,120	10,234,514	240,677
	REPUBLIC OF KOREA	13,480.00	16,919	776,075	17,804
	SINGAPORE	232,570.29	439,382	20,154,452	460,755
	TURKEY	6,783.00	16,132	739,975	19,983
	UNITED STATES OF AMERICA	10,551.88	19,508	894,832	21,656
151790	Edible mixtures or preparations of animal or vegetables fats or oils or of fractions of different fats or oils of this Chapter, other than edible fats or oils or their fractions of heading No. 15.16	17,729,793.01	15,509,909	711,439,527	16,106,690
	AUSTRALIA	75,454.22	272,990	12,522,051	282,281
	FRANCE	7,290.00	25,543	1,171,658	27,027
	GERMANY	2,705.00	9,716	445,673	11,380
	HONG KONG, CHINA	13,016.00	56,856	2,607,985	57,454
	INDONESIA	7,923,339.04	5,545,480	254,371,168	5,764,116
	ITALY	166.00	300	13,761	310
	JAPAN	30,913.00	12,693	582,228	13,766
	MALAYSIA	8,970,797.92	8,140,506	373,405,010	8,461,108
	NETHERLANDS	112,680.00	59,403	2,724,815	62,291
	PEOPLE'S REPUBLIC OF CHINA	287,002.60	1,083,452	49,697,943	1,106,780
	REPUBLIC OF KOREA	846.00	2,752	126,234	2,909
	SINGAPORE	257,612.65	238,287	10,930,225	252,740
	TAIWAN (REP. OF CHINA)	12,006.10	4,557	209,030	4,952
	UNITED STATES OF AMERICA	35,964.48	57,374	2,631,746	59,576
1518	Animal or vegetable fats and oils and their fractions, boiled, oxidized, dehydrated, sulphurised, blown, polymerised by heat in vacuum or in inert gas or otherwise chemically modified, excluding those of heading 15.16; inedible mixtures or preparations of animal or vegetable fats or oils or of fractions of different fats or oils of this Chapter, not elsewhere specified or included.	579,977,649.73	386,343,274	17,721,565,978	403,274,573
151800	Animal or vegetable fats and oils and their fractions, boiled, oxidized, dehydrated, sulphurised, blown, polymerised by heat in vacuum or in inert gas or otherwise chemically modified, excluding those of heading No. 15.16; inedible mixtures or preparations of animal or vegetable fats or oils or of fractions of different fats or oils of this Chapter, not elsewhere specified or included	579,977,649.73	386,343,274	17,721,565,978	403,274,573
	AUSTRALIA	3,357,206.00	3,536,705	162,228,659	3,637,433
	BELGIUM	67,720.00	48,758	2,236,529	50,092
	FRANCE	29.00	831	38,118	854
	GERMANY	50.00	611	28,027	645
	HONG KONG, CHINA	16,143.10	88,441	4,056,789	89,366

TABLE 8 - Continued

PSCC CODE	COMMODITY AND COUNTRY OF ORIGIN	GROSS WEIGHT (GK)	FOB VALUE		CIF
			DOLLARS	PESOS	DOLLARS
	INDONESIA	106,599,813.02	68,953,648	3,162,903,834	72,329,845
	ITALY	22,802.49	58,646	2,690,092	62,198
	JAPAN	46,290.74	72,892	3,343,556	117,788
	MALAYSIA	454,320,365.76	299,617,998	13,743,477,569	312,428,545
	NETHERLANDS	45,284.00	33,131	1,519,719	34,283
	PEOPLE'S REPUBLIC OF CHINA	3,044,219.66	2,865,830	131,455,622	3,000,325
	REPUBLIC OF KOREA	50,166.00	51,513	2,362,901	52,525
	SINGAPORE	4,687,227.00	3,529,374	161,892,385	3,795,603
	SPAIN	255,498.60	257,120	11,794,094	294,935
	TAIWAN (REP. OF CHINA)	26,153.00	34,018	1,560,406	35,082
	THAILAND	4,009,766.32	3,856,089	176,878,802	3,926,982
	TURKEY	232,595.00	339,190	15,558,645	339,751
	UK OF GREAT BRITAIN AND N. IRELAND	1,562.51	8,237	377,831	8,689
	UKRAINE (UKRAINIAN S.S.R.)	27,594.00	26,082	1,196,381	28,006
	UNITED ARAB EMIRATES, N.E.S.	62,420.00	49,792	2,283,959	51,925
	UNITED STATES OF AMERICA	72,763.53	122,138	5,602,470	129,885
	VIETNAM	3,031,980.00	2,792,230	128,079,590	2,859,816
1520	Glycerol, crude; glycerol waters and glycerol lyes.	947,246.15	552,135	25,326,434	562,937
152000	Glycerol, crude; glycerol waters and glycerol lyes	947,246.15	552,135	25,326,434	562,937
	GERMANY	577.00	1,925	88,300	1,989
	HONG KONG, CHINA	22.15	267	12,247	275
	INDONESIA	905,860.00	478,418	21,945,034	485,781
	NETHERLANDS	23.00	1,447	66,374	1,453
	PEOPLE'S REPUBLIC OF CHINA	30,120.00	39,750	1,823,333	40,054
	TAIWAN (REP. OF CHINA)	550.00	4,875	223,616	5,159
	THAILAND	536.00	3,450	158,252	3,620
	UNITED STATES OF AMERICA	9,558.00	22,003	1,009,278	24,606
1521	Vegetable waxes (other than triglycerides), bees wax, other insect waxes and spermaceti, whether or not refined or coloured.	1,146,358.84	1,432,898	65,727,031	1,512,195
152110	Vegetable waxes, whether or not refined or coloured	1,117,418.13	1,301,471	59,698,474	1,372,803
	BAHRAIN	80.00	290	13,302	327
	BRAZIL	15,090.00	125,700	5,765,859	130,847
	DENMARK	50,033.92	64,210	2,945,313	66,791
	GERMANY	149,814.20	417,750	19,162,192	442,597
	HONG KONG, CHINA	350.00	11,910	546,312	13,339
	INDIA	26.81	1,420	65,135	1,478
	INDONESIA	800,587.00	519,978	23,851,390	543,125
	JAPAN	3.00	283	12,981	332
	MALAYSIA	90,432.00	75,295	3,453,782	80,345
	UNITED STATES OF AMERICA	11,001.20	84,635	3,882,208	93,622
152190	Other vegetable waxes (other than triglycerides), bees wax, other insect waxes and spermaceti, whether or not refined or coloured	28,940.71	131,427	6,028,557	139,392
	MEXICO	5,245.00	26,336	1,208,032	27,555
	PEOPLE'S REPUBLIC OF CHINA	2,100.00	17,292	793,184	18,278
	UK OF GREAT BRITAIN AND N. IRELAND	18,852.89	55,350	2,538,905	58,734
	UNITED STATES OF AMERICA	2,742.82	32,449	1,488,436	34,825
1522	Degras; residues resulting from the treatment of fatty substances or animal or vegetable waxes.	473.00	86	3,945	90
152200	Degras; residues resulting from the treatment of fatty substances or animal or vegetable waxes	473.00	86	3,945	90
	INDIA	473.00	86	3,945	90

TABLE 8 - Continued

PSCC CODE	COMMODITY AND COUNTRY OF ORIGIN	GROSS WEIGHT (GK)	FOB VALUE		CIF
			DOLLARS	PESOS	DOLLARS
16	Preparations of meat, of fish or of crustaceans, molluscs and other aquatic invertebrates	30,704,959.99	48,778,685	2,237,478,283	50,706,649
1601	Sausages and similar products, of meat, meat offal or blood; food preparations based on these products.	4,173,321.54	9,822,631	450,564,085	10,250,964
160100	Sausages and similar products, of meat, meat offal or blood; food preparations based on these products	4,173,321.54	9,822,631	450,564,085	10,250,964
	AUSTRALIA	10,989.00	57,214	2,624,406	58,875
	DENMARK	19,637.00	143,219	6,569,456	143,346
	FRANCE	4,651.00	6,405	293,797	6,468
	GERMANY	6,546.00	5,828	267,330	6,767
	GUAM	1,000.00	7,436	341,089	7,641
	ITALY	4,169.10	16,072	737,223	17,508
	PEOPLE'S REPUBLIC OF CHINA	18,863.05	43,224	1,982,685	45,224
	REPUBLIC OF KOREA	14,121.68	4,798	220,085	5,042
	SINGAPORE	2,993.00	19,562	897,309	20,476
	SPAIN	16,770.22	71,130	3,262,733	74,152
	SWITZERLAND	588.00	1,750	80,273	1,915
	UNITED STATES OF AMERICA	4,072,993.49	9,445,993	433,287,699	9,863,550
1602	Other prepared or preserved meat, meat offal or blood.	18,020,057.25	29,521,182	1,354,136,617	30,510,109
160210	Homogenized preparations of meat, meat offal or blood, n.e.s.	4,998.18	27,302	1,252,342	29,025
	AUSTRALIA	225.00	7,290	334,392	7,610
	UK OF GREAT BRITAIN AND N. IRELAND	224.40	4,223	193,709	4,755
	UNITED STATES OF AMERICA	4,548.78	15,789	724,241	16,660
160220	Liver of any animal, prepared or preserved, n.e.s.	181,233.43	460,503	21,123,272	475,295
	DENMARK	32,225.04	50,493	2,316,114	52,714
	FRANCE	2,986.12	10,538	483,378	11,252
	NEW ZEALAND	142,163.36	387,851	17,790,725	398,942
	SPAIN	435.00	2,166	99,354	2,257
	UNITED STATES OF AMERICA	3,423.91	9,455	433,701	10,130
160231	Other prepared and preserved meat, meat offal or blood of poultry of heading No. 01.05	38,656.39	103,525	4,748,692	110,828
	AUSTRALIA	1,528.00	3,438	157,701	7,176
	UK OF GREAT BRITAIN AND N. IRELAND	288.29	1,242	56,971	1,376
	UNITED STATES OF AMERICA	36,840.10	98,845	4,534,020	102,276
160232	Other prepared and preserved meat, meat offal or blood of fowls of the species Gallus domesticus	230,193.97	861,106	39,498,933	889,798
	AUSTRALIA	5,668.00	38,790	1,779,297	40,379
	GUAM	100.00	572	26,238	589
	RUSSIAN FEDERATION	9.00	92	4,220	95
	SINGAPORE	318.00	1,736	79,630	1,802
	THAILAND	139,837.34	505,369	23,181,276	521,252
	UK OF GREAT BRITAIN AND N. IRELAND	4,046.16	20,476	939,235	22,816
	UNITED STATES OF AMERICA	80,215.47	294,071	13,489,037	302,865
160239	Other prepared and preserved meat, meat offal or blood, n.e.s. in heading No. 16.02.20	8,268.81	23,210	1,064,643	25,002
	FRANCE	3,412.00	8,848	405,858	9,593
	ITALY	78.27	184	8,440	196
	UK OF GREAT BRITAIN AND N. IRELAND	906.54	3,963	181,783	4,355
	UNITED STATES OF AMERICA	3,872.00	10,215	468,562	10,858
160241	Other prepared and preserved meat, meat offal or blood of swine, hams and cuts thereof	1,091,716.72	2,937,317	134,734,729	2,980,144
	AUSTRALIA	344.00	774	35,503	1,616
	DENMARK	120,376.34	282,927	12,977,861	296,632
	FRANCE	2,222.00	5,106	234,212	5,224

TABLE 8 - Continued

PSCC CODE	COMMODITY AND COUNTRY OF ORIGIN	GROSS WEIGHT (GK)	FOB VALUE		CIF
			DOLLARS	PESOS	DOLLARS
	GERMANY	55,816.50	35,485	1,627,697	36,950
	GUAM	1,000.00	3,958	181,553	4,067
	ITALY	503.00	445	20,412	509
	NETHERLANDS	7,255.00	4,591	210,589	5,224
	PEOPLE'S REPUBLIC OF CHINA	10,000.00	1,801	82,612	2,014
	SPAIN	563.00	5,324	244,212	5,363
	UK OF GREAT BRITAIN AND N. IRELAND	1,985.68	7,497	343,887	8,326
	UNITED STATES OF AMERICA	891,651.20	2,589,409	118,776,191	2,614,219
160242	Other prepared and preserved meat, meat offal or blood of swine, shoulders and cuts thereof	408.24	4,450	204,122	4,982
	UNITED STATES OF AMERICA	408.24	4,450	204,122	4,982
160249	Other prepared and preserved meat, meat offal or blood of swine, other cuts thereof including mixtures	14,516,528.72	17,437,931	799,877,896	18,132,794
	CZECH REPUBLIC (CZECHOSLOVAKIA)	146,714.00	172,785	7,925,648	172,984
	DENMARK	392,840.41	918,934	42,151,503	955,734
	GUAM	107,260.22	396,851	18,203,555	410,242
	HONG KONG, CHINA	105.00	335	15,366	393
	JAPAN	292.00	238	10,917	263
	NETHERLANDS	26.00	55	2,523	58
	PEOPLE'S REPUBLIC OF CHINA	9,163,450.86	1,650,563	75,711,325	1,809,964
	SINGAPORE	2,600.00	7,823	358,841	8,269
	UK OF GREAT BRITAIN AND N. IRELAND	132.35	380	17,431	396
	UNITED STATES OF AMERICA	4,703,107.88	14,289,967	655,480,787	14,774,491
160250	Other prepared and preserved meat, meat offal or blood of bovine animals	1,842,969.29	7,298,424	334,778,709	7,481,041
	AUSTRALIA	317,639.00	1,369,262	62,808,048	1,382,330
	BRAZIL	977,462.25	3,390,606	155,527,097	3,496,706
	DENMARK	39,084.00	165,896	7,609,650	171,214
	GUAM	1,007.00	93,473	4,287,607	96,762
	NEW ZEALAND	467,010.97	2,136,429	97,997,998	2,181,691
	QATAR	6,440.00	26,520	1,216,472	29,050
	UK OF GREAT BRITAIN AND N. IRELAND	434.09	1,415	64,906	1,580
	UNITED STATES OF AMERICA	33,891.98	114,823	5,266,931	121,708
160290	Other prepared and preserved meat, meat offal or blood, other cuts thereof including preparations of blood of any animal	105,083.50	367,414	16,853,279	381,200
	AUSTRALIA	41,306.00	168,374	7,723,315	172,741
	BRAZIL	21,176.00	56,637	2,597,939	59,865
	DENMARK	20,486.00	132,189	6,063,509	137,602
	REPUBLIC OF KOREA	19,186.00	5,262	241,368	5,553
	THAILAND	261.50	252	11,559	253
	UNITED STATES OF AMERICA	2,668.00	4,700	215,589	5,186
1603	Extracts and juices of meat, fish or crustaceans, molluscs or other aquatic invertebrates.	2,517,799.71	1,374,608	63,053,269	1,439,225
160300	Extracts and juices of meat, fish or crustaceans, molluscs or other aquatic invertebrates	2,517,799.71	1,374,608	63,053,269	1,439,225
	BRAZIL	642.96	12,540	575,210	12,821
	MALAYSIA	23,150.00	16,000	733,920	16,452
	SPAIN	1,954.25	6,625	303,889	7,008
	THAILAND	2,468,765.70	1,288,760	59,115,421	1,350,224
	UNITED STATES OF AMERICA	10,020.40	43,183	1,980,804	45,008
	VIETNAM	13,266.40	7,500	344,025	7,712
1604	Prepared or preserved fish; caviar and caviar substitutes prepared from fish eggs.	5,312,519.48	6,593,457	302,441,876	6,977,648
160411	Salmon, whole or pieces, but not minced, prepared or preserved	54,321.63	198,883	9,122,763	210,026
	FRANCE	451.00	622	28,531	646
	GERMANY	1,780.00	600	27,522	750
	THAILAND	11,088.00	44,212	2,028,004	45,510
	UK OF GREAT BRITAIN AND N. IRELAND	138.00	1,039	47,659	1,168
	UNITED STATES OF AMERICA	40,864.63	152,410	6,991,047	161,952

TABLE 8 - Continued

PSCC CODE	COMMODITY AND COUNTRY OF ORIGIN	GROSS WEIGHT (GK)	FOB VALUE		CIF
			DOLLARS	PESOS	DOLLARS
160412	Herrings, whole or pieces, but not minced, prepared or preserved	2,510.00	1,336	61,282	1,376
	AUSTRIA	700.00	636	29,173	673
	GERMANY	1,810.00	700	32,109	703
160413	Sardines, sardinella and brislings or sprats, whole or pieces, but not minced, prepared or preserved	692,159.22	547,873	25,130,935	569,319
	AUSTRALIA	293.00	70	3,211	120
	BRUNEI DARUSSALAM	17,000.00	3,600	165,132	3,806
	CANADA	19,909.00	33,295	1,527,242	33,357
	HONG KONG, CHINA	24,101.00	19,823	909,281	20,744
	MALAYSIA	111,476.24	253,735	11,638,825	262,297
	PEOPLE'S REPUBLIC OF CHINA	483,056.00	171,081	7,847,485	176,612
	PORTUGAL	22,596.00	48,458	2,222,768	53,505
	SPAIN	11,790.00	12,660	580,714	13,091
	THAILAND	729.00	763	34,999	892
	UK OF GREAT BRITAIN AND N. IRELAND	846.52	3,374	154,766	3,739
	UNITED STATES OF AMERICA	362.46	1,014	46,512	1,156
160414	Tunas, skipjack and bonito (Sarda spp.), whole or pieces, but not minced, prepared or preserved	1,303,082.24	2,733,721	125,395,783	2,891,831
	BRAZIL	7,220.16	10,170	466,498	10,527
	FINLAND	19,365.00	63,958	2,933,753	71,633
	GERMANY	6,394.00	4,995	229,121	6,609
	HONG KONG, CHINA	2,886.00	5,194	238,249	5,376
	ITALY	3,308.28	10,876	498,882	11,225
	JAPAN	757.00	150	6,881	158
	PAPUA NEW GUINEA	163,990.00	47,585	2,182,724	50,307
	PEOPLE'S REPUBLIC OF CHINA	277,359.00	1,113,156	51,060,466	1,176,588
	REPUBLIC OF KOREA	74,478.04	22,810	1,046,295	24,704
	SOUTH AFRICA, REP. OF	645.00	1,877	86,098	1,984
	SPAIN	2,104.00	13,105	601,126	13,678
	TAIWAN (REP. OF CHINA)	5,278.00	4,076	186,966	4,564
	THAILAND	590,409.20	1,184,314	54,324,483	1,243,113
	UNITED STATES OF AMERICA	128,854.56	213,175	9,778,337	232,005
	VIETNAM	20,034.00	38,280	1,755,904	39,360
160415	Mackerel, whole or pieces, but not minced, prepared or preserved	7,923.34	5,730	262,835	6,133
	JAPAN	2,896.59	2,828	129,720	3,000
	PEOPLE'S REPUBLIC OF CHINA	4,773.00	1,715	78,667	1,821
	SPAIN	51.00	155	7,110	178
	UK OF GREAT BRITAIN AND N. IRELAND	202.75	1,032	47,338	1,134
160416	Anchovies, whole or pieces, but not minced, prepared or preserved	30,772.00	61,063	2,800,959	68,959
	ITALY	6,888.00	42,258	1,938,374	43,065
	SPAIN	23,884.00	18,805	862,585	25,894
160419	Other fish, whole or pieces, but not minced, prepared or preserved, n.e.s.	599,844.03	745,299	34,186,865	790,825
	JAPAN	1,181.50	1,294	59,356	1,373
	MALAYSIA	54,595.00	231,690	10,627,620	238,298
	PEOPLE'S REPUBLIC OF CHINA	30,450.00	23,687	1,086,523	26,831
	REPUBLIC OF KOREA	3,085.69	2,083	95,547	2,220
	TAIWAN (REP. OF CHINA)	22,842.00	6,500	298,155	8,060
	THAILAND	484,985.34	463,406	21,256,433	496,589
	UK OF GREAT BRITAIN AND N. IRELAND	2,704.50	16,639	763,231	17,454
160420	Other prepared or preserved fish	2,621,561.53	2,296,159	105,324,817	2,435,635
	HONG KONG, CHINA	3,680.00	1,208	55,411	1,421
	INDIA	6,862.66	2,400	110,088	2,520
	ITALY	722.00	3,052	139,996	3,406
	JAPAN	4,845.81	3,756	172,288	4,213
	MALAYSIA	138,520.80	413,738	18,978,163	433,114
	PEOPLE'S REPUBLIC OF CHINA	1,713,800.00	1,117,775	51,272,340	1,191,888
	REPUBLIC OF KOREA	73,987.90	25,783	1,182,667	27,432
	SINGAPORE	74,004.60	42,477	1,948,420	43,945
	SPAIN	27.00	205	9,403	215
	TAIWAN (REP. OF CHINA)	52,190.00	18,100	830,247	19,754

TABLE 8 - Continued

PSCC CODE	COMMODITY AND COUNTRY OF ORIGIN	GROSS WEIGHT (GK)	FOB VALUE		CIF
			DOLLARS	PESOS	DOLLARS
	THAILAND	536,111.07	591,537	27,133,802	627,552
	UK OF GREAT BRITAIN AND N. IRELAND	204.00	839	38,485	1,033
	UNITED STATES OF AMERICA	705.69	549	25,183	601
	VIETNAM	15,900.00	74,740	3,428,324	78,541
160430	Caviar and caviar substitutes prepared from fish eggs	345.49	3,393	155,637	3,544
	DENMARK	54.49	896	41,100	932
	GERMANY	191.00	2,305	105,730	2,392
	UNITED STATES OF AMERICA	100.00	192	8,807	220
1605	Crustaceans, molluscs and other aquatic invertebrates, prepared or preserved.	681,262.01	1,466,807	67,282,436	1,528,703
160510	Crab, prepared or preserved	307,430.58	1,016,146	46,610,617	1,054,267
	AUSTRALIA	36.30	200	9,174	212
	JAPAN	822.33	645	29,586	685
	MALAYSIA	5,644.00	37,740	1,731,134	38,485
	NORWAY	326.00	1,600	73,392	1,679
	PEOPLE'S REPUBLIC OF CHINA	63,969.00	216,183	9,916,314	225,175
	SINGAPORE	57,303.41	199,519	9,151,937	204,083
	TAIWAN (REP. OF CHINA)	5,938.90	151,415	6,945,406	156,695
	THAILAND	155,890.64	206,992	9,494,723	225,140
	UNITED STATES OF AMERICA	17,500.00	201,852	9,258,951	202,113
160520	Shrimps and prawns, prepared or preserved	61,544.38	145,583	6,677,891	152,011
	JAPAN	5,944.38	3,660	167,884	3,746
	MALAYSIA	177.00	462	21,192	489
	PEOPLE'S REPUBLIC OF CHINA	33,059.00	59,646	2,735,962	61,768
	THAILAND	12,164.00	38,763	1,778,058	40,503
	VIETNAM	10,200.00	43,052	1,974,795	45,505
160530	Lobster, prepared or preserved	10,992.00	6,480	297,238	6,664
	TAIWAN (REP. OF CHINA)	10,552.00	6,200	284,394	6,367
	THAILAND	440.00	280	12,844	297
160540	Other crustaceans, prepared or preserved	8,090.00	18,035	827,266	18,180
	MALAYSIA	50.00	234	10,734	249
	PEOPLE'S REPUBLIC OF CHINA	8,040.00	17,801	816,532	17,931
160590	Molluscs and other aquatic invertebrates, prepared or preserved	293,205.05	280,563	12,869,424	297,581
	AUSTRALIA	316.80	900	41,283	937
	FRANCE	636.00	2,956	135,592	3,109
	HONG KONG, CHINA	535.00	11,742	538,606	11,770
	INDONESIA	6,056.00	17,790	816,027	18,804
	JAPAN	11,346.13	69,999	3,210,854	71,360
	PEOPLE'S REPUBLIC OF CHINA	4,652.00	7,350	337,145	7,370
	PORTUGAL	1,351.00	1,258	57,704	1,320
	REPUBLIC OF KOREA	5,571.18	2,764	126,784	2,889
	SINGAPORE	27,147.00	18,122	831,256	19,787
	TAIWAN (REP. OF CHINA)	229,950.00	132,214	6,064,656	143,834
	UK OF GREAT BRITAIN AND N. IRELAND	109.94	509	23,348	590
	UNITED STATES OF AMERICA	5,534.00	14,959	686,169	15,811
17	Sugars and sugar confectionery	724,750,195.40	328,413,803	15,064,341,149	347,125,418
1701	Cane or beet sugar and chemically pure sucrose, in solid form.	45,290,085.45	24,852,161	1,139,968,627	26,396,689
170111	Cane sugar, raw, not containing added flavouring or colouring matter	10,500.00	3,559	163,251	4,018
	JAPAN	63.00	100	4,587	106
	TAIWAN (REP. OF CHINA)	10,437.00	3,459	158,664	3,912
170112	Beet sugar, raw, not containing added flavouring or colouring matter	307,472.20	150,291	6,893,848	160,656
	AUSTRALIA	286.20	561	25,733	595

TABLE 8 - Continued

PSCC CODE	COMMODITY AND COUNTRY OF ORIGIN	GROSS WEIGHT (GK)	FOB VALUE		CIF
			DOLLARS	PESOS	DOLLARS
	TAIWAN (REP. OF CHINA)	5,082.00	1,684	77,245	1,686
	THAILAND	300,993.00	143,942	6,602,620	154,037
	UNITED STATES OF AMERICA	1,111.00	4,104	188,250	4,338
170191	Cane of beet sugar and chemically pure sucrose, in solid form, containing added flavouring or colouring matter	376,250.00	206,939	9,492,292	216,801
	INDIA	50.00	29	1,330	33
	THAILAND	376,200.00	206,910	9,490,962	216,768
170199	Other beet of cane sugar, in solid form, containing added flavouring or colouring matter	44,595,863.25	24,491,372	1,123,419,236	26,015,214
	AUSTRALIA	1,123,164.00	594,277	27,259,486	627,618
	BELGIUM	30,819.00	37,455	1,718,061	37,626
	BRAZIL	50,500.00	29,400	1,348,578	29,400
	DENMARK	9,024.00	7,886	361,731	16,599
	FRANCE	8,450.00	15,147	694,793	16,950
	GERMANY	10,191.00	13,320	610,989	13,391
	HONG KONG, CHINA	24,163.00	15,350	704,105	17,192
	INDIA	139.00	8,667	397,555	8,907
	INDONESIA	112.40	7,120	326,595	7,248
	ITALY	15.00	180	8,257	193
	JAPAN	4,457.15	14,276	654,840	14,725
	MALAYSIA	1,248,027.40	758,948	34,812,945	788,033
	PARAGUAY	162,397.20	176,960	8,117,155	193,180
	PEOPLE'S REPUBLIC OF CHINA	96,640.00	55,788	2,558,996	58,638
	REPUBLIC OF KOREA	3,768,960.00	2,082,634	95,530,421	2,158,700
	SINGAPORE	2,629,042.00	1,327,008	60,869,857	1,440,099
	TAIWAN (REP. OF CHINA)	1,806.00	619	28,394	695
	THAILAND	35,391,804.00	19,320,230	886,218,950	20,557,205
	UK OF GREAT BRITAIN AND N. IRELAND	10,104.00	13,814	633,648	14,781
	UNITED STATES OF AMERICA	968.10	1,043	47,842	1,084
	VIETNAM	25,080.00	11,250	516,038	12,950
1702	Other sugars, including chemically pure lactose, maltose, glucose and fructose, in solid form; sugar syrups containing added flavouring or colouring matter; artificial honey, whether or not mixed with natural honey; caramel.	437,524,324.21	222,629,961	10,212,036,309	234,637,499
170211	Lactose and lactose syrup containing by weight 99% or more lactose, expressed as anhydrous lactose, calculated on the dry matter	9,563,923.65	8,179,046	375,172,839	9,771,805
	AUSTRALIA	51,106.00	50,518	2,317,261	50,582
	DENMARK	155,752.40	130,965	6,007,365	141,414
	GERMANY	248,505.87	432,976	19,860,609	451,654
	INDIA	36,344.00	58,236	2,671,285	61,439
	ITALY	48,576.00	48,112	2,206,897	50,188
	LITHUANIA	1,212,600.00	852,128	39,087,111	936,032
	NETHERLANDS	835,607.55	1,023,715	46,957,807	1,320,529
	NEW ZEALAND	104,262.36	54,291	2,490,328	58,773
	NORWAY	24,264.00	20,330	932,537	21,488
	THAILAND	1,660.00	7,077	324,622	7,092
	TURKEY	45,182.00	30,775	1,411,649	32,344
	UNITED STATES OF AMERICA	6,800,063.47	5,469,923	250,905,368	6,640,270
170219	Other lactose and lactose syrup	4,892,000.91	4,497,361	206,293,948	5,078,598
	AUSTRALIA	25,553.00	24,890	1,141,704	26,385
	BELGIUM	227.04	554	25,412	593
	DENMARK	24,180.80	12,376	567,687	15,218
	FRANCE	125,716.00	107,925	4,950,520	110,914
	GERMANY	142,680.00	138,159	6,337,353	144,835
	INDIA	496.00	21,200	972,444	22,069
	LITHUANIA	1,161,000.00	867,461	39,790,436	978,805
	NETHERLANDS	20,357.00	22,608	1,037,029	26,400
	NEW ZEALAND	102,284.60	76,385	3,503,780	80,031
	PEOPLE'S REPUBLIC OF CHINA	121,008.00	59,856	2,745,595	63,279
	THAILAND	2,027.00	8,458	387,968	9,077
	UNITED STATES OF AMERICA	3,166,471.47	3,157,489	144,834,020	3,600,992
170220	Maple and maple syrup	174,785.24	181,672	8,333,294	191,378

TABLE 8 - Continued

PSCC CODE	COMMODITY AND COUNTRY OF ORIGIN	GROSS WEIGHT (GK)	FOB VALUE		CIF
			DOLLARS	PESOS	DOLLARS
	AUSTRALIA	1,139.96	2,154	98,804	2,273
	CANADA	34.00	135	6,192	149
	FRANCE	1,575.00	5,233	240,038	5,574
	PEOPLE'S REPUBLIC OF CHINA	10,777.00	11,924	546,954	12,781
	SWITZERLAND	663.00	1,690	77,520	1,760
	TAIWAN (REP. OF CHINA)	12,827.00	4,210	193,113	4,255
	THAILAND	2,238.00	5,460	250,450	5,462
	UNITED STATES OF AMERICA	145,531.28	150,866	6,920,223	159,124
170230	Glucose and glucose syrup, not containing fructose or containing in the dry state less than 20% by weight of fructose	120,328,926.69	66,273,452	3,039,963,242	69,061,377
	ARGENTINA	92,200.00	46,000	2,110,020	46,048
	BELGIUM	38,845.00	29,767	1,365,412	29,893
	DENMARK	560.00	48,805	2,238,685	51,586
	FRANCE	9,926,350.00	7,378,807	338,465,877	7,633,189
	GERMANY	506,240.08	571,660	26,222,044	595,858
	INDIA	6,083.26	13,586	623,190	13,874
	ITALY	41,200.00	40,800	1,871,496	44,004
	MALAYSIA	51,036.00	35,944	1,648,751	39,077
	NETHERLANDS	75,854.00	58,186	2,668,992	58,364
	PEOPLE'S REPUBLIC OF CHINA	81,383,041.13	45,125,260	2,069,895,676	46,861,250
	REPUBLIC OF KOREA	837,724.50	635,559	29,153,091	653,021
	SINGAPORE	1,856.05	13,445	616,722	14,223
	THAILAND	5,125,724.00	2,309,715	105,946,627	2,514,703
	TURKEY	49,680.00	20,560	943,087	21,110
	UNITED STATES OF AMERICA	22,192,532.67	9,945,358	456,193,572	10,485,177
170240	Glucose and glucose syrup, containing in the dry state at least 20% but less than 50% by weight of fructose	7,358,809.35	3,812,191	174,865,200	3,966,002
	FRANCE	100,780.00	80,922	3,711,892	81,796
	GERMANY	21,630.00	26,460	1,213,720	26,460
	PEOPLE'S REPUBLIC OF CHINA	4,375,432.00	2,101,937	96,415,850	2,192,953
	THAILAND	1,617,000.00	801,360	36,758,383	854,346
	UNITED STATES OF AMERICA	1,243,967.35	801,512	36,765,355	810,447
170250	Chemically pure fructose	1,962,610.17	2,055,955	94,306,656	2,193,866
	FINLAND	245,738.00	336,344	15,428,099	359,784
	GERMANY	1.00	36	1,651	39
	ISRAEL	492,288.00	613,371	28,135,328	642,418
	MALAYSIA	8,058.00	7,855	360,309	8,964
	NEW ZEALAND	20,700.00	32,085	1,471,739	35,784
	PEOPLE'S REPUBLIC OF CHINA	122,976.00	82,864	3,800,972	84,343
	SINGAPORE	26.00	4,982	228,524	5,252
	UNITED STATES OF AMERICA	1,072,823.17	978,418	44,880,034	1,057,282
170260	Other fructose and fructose syrup, containing in the dry state more than 50% by weight of fructose	182,581,951.20	79,993,752	3,669,313,405	83,141,197
	BELGIUM	288,522.70	943,004	43,255,594	972,463
	FRANCE	352.00	971	44,540	1,011
	GERMANY	20,600.00	73,726	3,381,812	78,200
	PEOPLE'S REPUBLIC OF CHINA	119,185,058.00	53,055,323	2,433,647,666	54,796,207
	REPUBLIC OF KOREA	49,443,981.65	21,941,292	1,006,447,064	22,570,222
	TAIWAN (REP. OF CHINA)	165,261.85	72,598	3,330,070	77,257
	UNITED STATES OF AMERICA	13,478,175.00	3,906,838	179,206,659	4,645,837
170290	Other sugars, in solid form; sugar syrups not containing added flavouring or colouring matter; artificial honey, whether or not mixed with natural honey; caramel, including invert sugar	110,661,317.00	57,636,532	2,643,787,725	61,233,276
	AUSTRALIA	437.00	1,463	67,107	1,525
	BELGIUM	316,924.60	890,392	40,842,281	927,265
	BRAZIL	40,400.00	31,600	1,449,492	38,552
	CANADA	0.41	70	3,211	73
	CZECH REPUBLIC (CZECHOSLOVAKIA)	61,401.00	41,014	1,881,312	41,078
	FRANCE	2,607,420.40	1,959,735	89,893,045	2,219,349
	GERMANY	14,351.60	16,638	763,185	17,194
	HONG KONG, CHINA	106,491.00	45,891	2,105,020	48,089
	INDIA	268.84	839	38,485	914
	INDONESIA	282,789.00	323,082	14,819,772	331,513

TABLE 8 - Continued

PSCC CODE	COMMODITY AND COUNTRY OF ORIGIN	GROSS WEIGHT (GK)	FOB VALUE		CIF DOLLARS
			DOLLARS	PESOS	
	IRAN, ISLAMIC REP. OF	22.00	152	6,972	180
	ITALY	13,761.00	4,335	198,846	4,781
	JAPAN	9,228.84	47,062	2,158,734	47,773
	MALAYSIA	1,679,698.09	1,423,586	65,299,890	1,506,894
	NETHERLANDS	92,119.00	295,708	13,564,126	300,808
	PEOPLE'S REPUBLIC OF CHINA	63,324,531.08	32,767,080	1,503,025,961	34,296,529
	REPUBLIC OF KOREA	23,533,574.48	10,568,620	484,782,599	11,321,484
	SINGAPORE	35,428.00	56,097	2,573,170	57,284
	SPAIN	147.00	513	23,531	526
	SWITZERLAND	6,325.06	26,889	1,233,398	28,488
	TAIWAN (REP. OF CHINA)	375,663.32	281,894	12,930,479	285,136
	THAILAND	10,940,552.82	4,180,965	191,780,865	4,432,076
	TURKS AND CAICOS ISLANDS	23,608.00	14,805	679,105	14,828
	UK OF GREAT BRITAIN AND N. IRELAND	177,643.68	326,195	14,962,565	343,446
	UNITED STATES OF AMERICA	7,018,530.78	4,331,907	198,704,574	4,967,491
1703	Molasses resulting from the extraction or refining of sugar.	198,654,319.71	25,975,530	1,191,497,561	28,829,311
170310	Cane molasses	188,058,445.33	24,950,103	1,144,461,225	27,765,976
	FIJI	8,168,000.00	996,496	45,709,272	1,016,426
	INDIA	35,997,000.00	3,933,639	180,436,021	4,032,987
	INDONESIA	143,386,987.00	19,893,527	912,516,083	22,584,635
	JAPAN	244.60	400	18,348	417
	PEOPLE'S REPUBLIC OF CHINA	1,020.00	32,750	1,502,243	34,091
	UK OF GREAT BRITAIN AND N. IRELAND	37.73	466	21,375	493
	UNITED STATES OF AMERICA	6,136.00	2,872	131,739	3,179
	VIETNAM	499,020.00	89,953	4,126,144	93,748
170390	Other molasses resulting from the extraction or refining of sugar	10,595,874.38	1,025,427	47,036,336	1,063,335
	INDONESIA	2,500,000.00	320,000	14,678,400	338,234
	JAPAN	65.00	75	3,440	79
	NEW ZEALAND	315.00	412	18,898	462
	PAKISTAN, ISLAMIC REP. OF	92,930.00	23,400	1,073,358	25,472
	PEOPLE'S REPUBLIC OF CHINA	2,186.38	702	32,200	732
	THAILAND	8,000,000.00	680,000	31,191,600	697,454
	TURKEY	165.00	296	13,578	339
	UNITED STATES OF AMERICA	213.00	542	24,862	563
1704	Sugar confectionery (including white chocolate), not containing cocoa.	43,281,466.03	54,956,151	2,520,838,652	57,261,919
170410	Chewing gum, whether or not sugar-coated	1,337,841.41	2,724,020	124,950,798	2,842,937
	AUSTRALIA	196.33	1,871	85,823	2,281
	CANADA	16,455.48	49,821	2,285,289	50,226
	CZECH REPUBLIC (CZECHOSLOVAKIA)	28,036.38	23,050	1,057,304	23,700
	INDIA	10,913.00	46,448	2,130,570	49,746
	INDONESIA	184,931.00	433,720	19,894,736	446,623
	ITALY	1.00	45	2,064	47
	JAPAN	244.16	1,771	81,236	1,862
	NEW ZEALAND	325.00	1,084	49,723	1,135
	PEOPLE'S REPUBLIC OF CHINA	805,253.54	1,317,578	60,437,303	1,378,081
	SINGAPORE	18,915.00	55,095	2,527,208	59,658
	THAILAND	138,542.13	280,996	12,889,287	295,726
	UNITED STATES OF AMERICA	28,378.19	71,128	3,262,641	77,125
	VIETNAM	105,650.20	441,413	20,247,614	456,727
170490	Other sugar confectionery (including white chocolate), not containing cocoa	41,943,624.62	52,232,131	2,395,887,854	54,418,982
	AUSTRALIA	2,074.66	6,710	307,788	7,410
	AUSTRIA	13,986.00	50,783	2,329,416	53,676
	BANGLADESH	12,520.00	11,983	549,660	13,962
	BELGIUM	43,891.37	186,667	8,562,415	197,675
	CANADA	5,260.00	3,134	143,757	3,349
	CZECH REPUBLIC (CZECHOSLOVAKIA)	49,229.20	21,399	981,572	22,648
	FRANCE	20,569.61	54,006	2,477,256	57,122
	GERMANY	232,474.98	246,550	11,309,249	257,992
	GUATEMALA	35,995.50	33,616	1,541,966	34,870
	HONG KONG, CHINA	124,397.98	84,084	3,856,933	87,927
	INDIA	205,371.89	710,410	32,586,507	731,480
	INDONESIA	7,909,981.29	14,750,795	676,618,966	15,348,406

TABLE 8 - *Continued*

PSCC CODE	COMMODITY AND COUNTRY OF ORIGIN	GROSS WEIGHT (GK)	FOB VALUE		CIF DOLLARS
			DOLLARS	PESOS	
	IRELAND	7,506.00	135,648	6,222,174	158,868
	ITALY	7,662.37	42,230	1,937,090	48,299
	JAPAN	3,403.28	36,155	1,658,430	37,882
	MALAYSIA	337,815.94	1,332,457	61,119,802	1,407,064
	NETHERLANDS	9,622.00	236,458	10,846,329	250,131
	NEW ZEALAND	38,314.46	111,229	5,102,075	115,012
	PEOPLE'S REPUBLIC OF CHINA	23,843,437.13	15,320,593	702,755,601	15,946,514
	REPUBLIC OF KOREA	15,911.35	15,902	729,425	16,657
	SINGAPORE	71,573.39	242,386	11,118,246	256,091
	SPAIN	321,955.28	295,822	13,569,355	314,462
	SWEDEN	32.00	117	5,367	135
	SWITZERLAND	259,998.65	3,429,343	157,303,964	3,530,470
	TAIWAN (REP. OF CHINA)	141,907.35	74,951	3,438,002	81,508
	THAILAND	2,224,393.91	3,823,566	175,386,972	3,957,161
	TURKEY	74,672.02	80,303	3,683,500	81,456
	UK OF GREAT BRITAIN AND N. IRELAND	64,345.95	200,489	9,196,431	218,632
	UNITED STATES OF AMERICA	736,119.56	2,420,684	111,036,775	2,515,891
	VIETNAM	5,129,201.50	8,273,661	379,512,831	8,666,232
18	Cocoa and cocoa preparations	51,684,299.74	193,021,263	8,853,885,331	199,691,374
1801	Cocoa beans, whole or broken, raw or roasted.	277,265.00	866,155	39,730,530	902,167
180100	Cocoa beans, whole or broken, raw or roasted	277,265.00	866,155	39,730,530	902,167
	GHANA	101,993.00	366,984	16,833,556	387,896
	MALAYSIA	175,272.00	499,171	22,896,974	514,271
1802	Cocoa shells, husks, skins and other cocoa waste.	1,704,500.12	257,219	11,798,635	292,548
180200	Cocoa shells, husks, skins and other cocoa waste	1,704,500.12	257,219	11,798,635	292,548
	INDONESIA	1,065,793.40	169,427	7,771,616	188,522
	MALAYSIA	25,313.00	3,000	137,610	3,016
	SINGAPORE	613,393.72	84,792	3,889,409	101,010
1803	Cocoa paste, whether or not defatted.	589,719.41	2,813,830	129,070,382	2,859,201
180310	Cocoa paste, not defatted	508,927.41	2,642,546	121,213,585	2,682,017
	ESTONIA	101,840.00	457,015	20,963,278	470,000
	INDONESIA	101,475.00	465,028	21,330,834	473,786
	MALAYSIA	300,662.41	1,698,173	77,895,196	1,715,037
	SINGAPORE	4,662.00	21,610	991,251	22,357
	SWITZERLAND	288.00	720	33,026	837
180320	Cocoa paste, wholly or partly defatted	80,792.00	171,284	7,856,797	177,184
	INDONESIA	80,792.00	171,284	7,856,797	177,184
1804	Cocoa butter, fat and oil.	85,791.25	186,527	8,555,994	191,614
180400	Cocoa butter, fat and oil	85,791.25	186,527	8,555,994	191,614
	FRANCE	26.00	302	13,853	344
	INDONESIA	84,481.25	171,665	7,874,274	175,793
	SWITZERLAND	1,150.00	12,962	594,567	13,333
	UNITED STATES OF AMERICA	134.00	1,598	73,300	2,144
1805	Cocoa powder, not containing added sugar or other sweetening matter.	22,221,650.03	46,277,819	2,122,763,557	47,677,649
180500	Cocoa powder, not containing added sugar or other sweetening matter	22,221,650.03	46,277,819	2,122,763,557	47,677,649
	AUSTRALIA	158.00	1,500	68,805	1,846
	BELGIUM	3,237.60	23,645	1,084,596	25,830
	BRAZIL	10,124.00	32,975	1,512,563	33,003
	COTE D'IVOIRE (IVORY COAST)	66,176.00	157,220	7,211,681	164,384
	FRANCE	445,120.00	1,183,678	54,295,310	1,220,973
	GERMANY	7,333.00	28,566	1,310,322	28,806
	INDONESIA	7,323,070.84	14,042,527	644,130,713	14,408,744
	ITALY	21,041.00	30,125	1,381,834	30,191
	MALAYSIA	8,545,735.94	16,903,039	775,342,399	17,463,024

TABLE 8 - Continued

PSCC CODE	COMMODITY AND COUNTRY OF ORIGIN	GROSS WEIGHT (GK)	FOB VALUE		CIF
			DOLLARS	PESOS	DOLLARS
	NETHERLANDS	956,487.00	1,753,516	80,433,779	1,824,864
	NETHERLANDS ANTILLES	23,400.00	48,375	2,218,961	48,532
	PEOPLE'S REPUBLIC OF CHINA	733,800.00	1,413,156	64,821,466	1,463,397
	SINGAPORE	3,722,525.06	9,834,500	451,108,515	10,102,905
	SPAIN	121,964.00	233,438	10,707,801	243,047
	SWITZERLAND	5,262.00	3,550	162,839	3,727
	TAIWAN (REP. OF CHINA)	27,056.52	47,147	2,162,633	49,017
	THAILAND	4.00	154	7,064	163
	UNITED STATES OF AMERICA	209,155.07	540,708	24,802,276	565,196
1806	Chocolate and other food preparations containing cocoa.	26,805,373.93	142,619,713	6,541,966,233	147,768,195
180610	Cocoa powder, containing added sugar or other sweetening matter	1,569,576.66	9,044,410	414,867,087	9,485,108
	AUSTRALIA	13,622.00	59,593	2,733,531	62,998
	AUSTRIA	2,297.00	2,087	95,731	2,206
	BELGIUM	12,152.00	243,615	11,174,620	247,782
	GERMANY	11,521.43	306,618	14,064,568	334,542
	HONG KONG, CHINA	33,489.00	126,415	5,798,656	134,751
	INDONESIA	84,277.28	161,716	7,417,913	165,819
	ITALY	20.00	166	7,614	279
	MALAYSIA	31,310.14	107,528	4,932,310	111,618
	NEW ZEALAND	2,358.38	12,272	562,917	12,873
	PEOPLE'S REPUBLIC OF CHINA	63,817.85	348,076	15,966,246	351,826
	REPUBLIC OF KOREA	44,640.57	13,415	615,346	14,668
	SINGAPORE	43,661.53	57,311	2,628,855	61,181
	SPAIN	77,430.00	40,478	1,856,726	43,597
	SWITZERLAND	88,443.75	1,796,587	82,409,446	1,865,298
	TAIWAN (REP. OF CHINA)	10,018.34	4,224	193,755	4,723
	UK OF GREAT BRITAIN AND N. IRELAND	11,509.03	302,589	13,879,757	344,868
	UNITED STATES OF AMERICA	1,039,008.36	5,461,720	250,529,096	5,726,079
180620	Other preparations containing cocoa, in blocks, slabs or bars weighing more than 2 kg or in liquid, paste, powder, granular or other bulk form in containers or immediate packings, of a content exceeding 2 kg	4,909,020.65	8,734,060	400,631,329	9,124,132
	AUSTRALIA	1,662,681.39	1,283,996	58,896,896	1,360,386
	BELGIUM	136,466.97	528,984	24,264,496	558,827
	CANADA	5,998.84	6,781	311,044	7,564
	FRANCE	7,537.36	16,234	744,653	17,319
	GERMANY	105,611.00	167,960	7,704,325	184,163
	HONG KONG, CHINA	91,575.60	139,896	6,417,030	152,215
	INDONESIA	746,959.80	1,770,202	81,199,165	1,829,930
	ITALY	13,651.37	109,778	5,035,517	126,389
	JAPAN	56,582.14	367,421	16,853,601	372,462
	MALAYSIA	651,511.09	1,469,257	67,394,819	1,542,461
	NETHERLANDS	19,640.00	25,984	1,191,886	29,225
	NEW ZEALAND	18,223.00	98,884	4,535,809	101,781
	PEOPLE'S REPUBLIC OF CHINA	4,000.00	7,312	335,401	8,314
	PORTUGAL	3,001.00	39,415	1,807,966	41,203
	REPUBLIC OF KOREA	300.00	1,620	74,309	1,712
	SINGAPORE	789,966.56	1,553,894	71,277,118	1,596,459
	SPAIN	2,083.00	10,813	495,992	11,429
	SWITZERLAND	36,656.28	66,956	3,071,272	68,750
	THAILAND	92,065.00	190,637	8,744,519	196,646
	UK OF GREAT BRITAIN AND N. IRELAND	414.00	3,528	161,829	3,658
	UNITED STATES OF AMERICA	464,081.25	873,908	40,086,160	912,594
	VIETNAM	15.00	600	27,522	645
180631	Other preparations containing cocoa, in blocks, slabs or bars, filled	6,143,384.91	42,581,096	1,953,194,873	43,670,990
	AUSTRALIA	142,844.82	1,430,243	65,605,247	1,493,149
	BELGIUM	405.00	4,095	187,838	4,328
	BRAZIL	15,763.16	75,302	3,454,103	77,010
	CANADA	580.00	210	9,633	230
	FRANCE	18,029.91	51,214	2,349,186	53,972
	GERMANY	2,568.00	66,917	3,069,483	69,755
	HONG KONG, CHINA	24,115.00	19,351	887,630	20,919
	INDIA	79,950.00	133,863	6,140,295	140,865
	INDONESIA	256,050.74	1,309,327	60,058,829	1,349,502
	ITALY	160,761.00	722,137	33,124,424	764,945

TABLE 8 - Continued

PSCC CODE	COMMODITY AND COUNTRY OF ORIGIN	GROSS WEIGHT (GK)	FOB VALUE		CIF DOLLARS
			DOLLARS	PESOS	
	JAPAN	132,618.26	1,396,917	64,076,583	1,438,935
	MALAYSIA	492,599.82	2,369,192	108,674,837	2,409,830
	NETHERLANDS	171,783.85	3,918,646	179,748,292	4,028,616
	NEW ZEALAND	24,950.83	121,238	5,561,187	124,941
	PEOPLE'S REPUBLIC OF CHINA	1,796,136.39	6,588,336	302,206,973	6,750,250
	REPUBLIC OF KOREA	16,529.95	36,614	1,679,484	38,903
	SINGAPORE	302,530.88	1,313,352	60,243,456	1,389,045
	SPAIN	1,023.00	5,313	243,707	5,616
	SWITZERLAND	1,070,937.46	16,491,959	756,486,159	16,727,074
	THAILAND	13,200.00	28,968	1,328,762	32,233
	TURKEY	40,360.00	32,649	1,497,610	34,024
	UK OF GREAT BRITAIN AND N. IRELAND	42,896.38	247,457	11,350,852	267,533
	UNITED ARAB EMIRATES, N.E.S.	6,063.00	45,110	2,069,196	47,012
	UNITED STATES OF AMERICA	1,330,687.46	6,172,686	283,141,107	6,402,303
180632	Other preparations containing cocoa, in blocks, slabs or bars, not filled	3,958,209.25	35,875,667	1,645,616,846	36,769,723
	ARGENTINA	15,631.20	25,391	1,164,685	26,107
	AUSTRALIA	95,865.25	2,305,910	105,772,092	2,351,310
	BELGIUM	83,356.40	693,108	31,792,864	711,541
	CANADA	6,362.45	5,234	240,084	6,448
	FRANCE	14,210.24	27,598	1,265,920	28,806
	GERMANY	17,315.00	239,924	11,005,314	240,567
	HONG KONG, CHINA	227,847.58	165,187	7,577,128	169,436
	INDIA	424,813.80	1,908,895	87,561,014	1,957,937
	INDONESIA	10,916.90	22,211	1,018,819	23,322
	IRELAND	22,957.00	364,580	16,723,285	396,282
	ITALY	20,442.11	136,998	6,284,098	141,837
	JAPAN	109,266.29	640,438	29,376,891	659,697
	LUXEMBOURG	5,001.00	159,296	7,306,908	159,463
	MALAYSIA	441,928.62	1,584,566	72,684,042	1,628,651
	NETHERLANDS	93,374.60	950,643	43,605,994	969,112
	NEW ZEALAND	11,262.40	62,046	2,846,050	62,182
	PEOPLE'S REPUBLIC OF CHINA	557,053.61	2,725,419	125,014,969	2,814,153
	POLAND	11,097.00	53,823	2,468,861	53,967
	ROMANIA	5,948.00	35,965	1,649,715	36,073
	SINGAPORE	64,437.35	1,015,543	46,582,957	1,027,662
	SWITZERLAND	647,987.87	13,235,070	607,092,661	13,442,168
	THAILAND	57,419.00	102,176	4,686,813	106,696
	TURKEY	11,860.00	34,661	1,589,900	37,097
	UK OF GREAT BRITAIN AND N. IRELAND	23,663.43	179,316	8,225,225	187,943
	UNITED STATES OF AMERICA	978,192.15	9,201,669	422,080,557	9,531,266
180690	Other food preparations containing cocoa n.e.s.	10,225,182.46	46,384,480	2,127,656,098	48,718,242
	AUSTRALIA	1,869,580.40	6,657,804	305,393,469	6,891,611
	BELGIUM	227,025.42	290,897	13,343,446	313,921
	BRAZIL	9,538.10	50,317	2,308,041	60,570
	CANADA	16,733.00	7,350	337,145	7,768
	FRANCE	8,546.22	34,727	1,592,927	38,095
	GERMANY	802,186.24	1,309,706	60,076,215	1,408,439
	HONG KONG, CHINA	90,522.00	62,468	2,865,408	66,498
	INDIA	196,656.77	886,028	40,642,104	951,409
	INDONESIA	590,608.42	2,371,773	108,793,227	2,470,155
	ITALY	141,207.03	503,064	23,075,546	551,875
	JAPAN	54,861.02	403,961	18,529,690	418,604
	MALAYSIA	188,078.28	594,956	27,290,631	619,555
	NETHERLANDS	443,010.29	8,886,394	407,618,893	9,059,022
	NEW ZEALAND	2,812.91	7,505	344,254	7,895
	PEOPLE'S REPUBLIC OF CHINA	1,873,922.87	7,634,472	350,193,231	7,994,838
	REPUBLIC OF KOREA	300.00	165	7,569	181
	ROMANIA	87,178.15	36,002	1,651,412	42,548
	SINGAPORE	285,920.15	1,592,870	73,064,947	1,663,587
	SWITZERLAND	369,705.52	7,292,113	334,489,223	7,685,756
	TAIWAN (REP. OF CHINA)	63,256.50	20,562	943,178	22,563

TABLE 8 - Continued

PSCC CODE	COMMODITY AND COUNTRY OF ORIGIN	GROSS WEIGHT (GK)	FOB VALUE		CIF
			DOLLARS	PESOS	DOLLARS
	THAILAND	18,328.00	61,089	2,802,152	65,037
	UK OF GREAT BRITAIN AND N. IRELAND	45,419.54	127,088	5,829,526	141,478
	UNITED ARAB EMIRATES, N.E.S.	4,448.00	4,215	193,342	4,858
	UNITED STATES OF AMERICA	2,835,337.63	7,548,954	346,270,522	8,231,979
19	Preparations of cereals, flour, starch or milk; pastrycooks' products	184,068,634.80	316,086,230	14,498,875,380	329,090,229
1901	Malt extract; food preparations of flour, groats, meal, starch or malt extract, not containing cocoa or containing less than 40% by weight of cocoa calculated on a totally defatted basis, not elsewhere specified or included; food preparations of goods of headings 04.01 to 04.04, not containing cocoa or containing less than 5% by weight of cocoa calculated on a totally defatted basis, not elsewhere specified or included.	94,569,267.38	178,353,032	8,181,053,586	184,466,821
190110	Food preparations for infant use, put up for retail sale	14,091,951.65	86,135,392	3,951,030,433	88,240,927
	AUSTRALIA	3,070,607.40	20,533,962	941,892,837	20,790,228
	BANGLADESH	8,090.00	42,947	1,969,979	44,260
	CANADA	14,783.00	10,050	460,994	11,328
	DENMARK	124,769.54	1,207,279	55,377,888	1,242,289
	GERMANY	1,774,748.43	11,201,910	513,831,612	11,744,440
	INDIA	19,515.76	30,270	1,388,485	32,274
	INDONESIA	241,962.40	752,547	34,519,332	787,613
	IRELAND	105,648.20	1,013,820	46,503,924	1,044,046
	ITALY	1,500.00	3,205	147,013	3,845
	JAPAN	197,768.29	107,351	4,924,190	118,371
	MALAYSIA	4,502,395.39	15,975,854	732,812,422	16,478,668
	NETHERLANDS	529,334.15	5,480,628	251,396,407	5,625,264
	NEW ZEALAND	40,630.30	382,063	17,525,230	391,737
	PEOPLE'S REPUBLIC OF CHINA	60,970.00	30,350	1,392,155	30,694
	SINGAPORE	2,934,679.35	27,655,737	1,268,568,656	28,132,517
	SPAIN	112,075.08	1,434,779	65,813,312	1,469,749
	SRI LANKA (CEYLON)	6,930.00	28,609	1,312,295	29,367
	SWITZERLAND	6,973.00	36,632	1,680,310	38,696
	TAIWAN (REP. OF CHINA)	10,953.00	21,614	991,434	24,870
	THAILAND	62.96	1,975	90,593	2,068
	UNITED STATES OF AMERICA	33,220.40	97,686	4,480,857	107,093
	VIETNAM	294,335.00	86,124	3,950,508	91,510
190120	Mixes of doughs for the preparation of bakers' wares of heading No. 19.05	6,730,436.86	8,222,435	377,163,096	8,847,819
	AUSTRALIA	15,704.55	46,754	2,144,606	49,583
	BELGIUM	5,254.00	23,223	1,065,239	24,571
	BRUNEI DARUSSALAM	940.00	1,751	80,318	1,992
	DENMARK	4,034.00	11,025	505,717	14,070
	FINLAND	405.00	1,363	62,521	1,484
	FRANCE	279,631.69	220,270	10,103,785	238,550
	GERMANY	84,810.96	134,264	6,158,690	142,657
	HONG KONG, CHINA	29,710.24	63,698	2,921,828	67,935
	INDIA	3,878.19	1,175	53,897	1,322
	INDONESIA	878,003.19	941,709	43,196,192	992,748
	ITALY	50.00	2,275	104,354	2,338
	JAPAN	24,894.99	9,768	448,058	10,444
	JORDAN	40,254.00	18,033	827,174	19,630
	MALAYSIA	122,256.43	213,054	9,772,787	237,182
	NEW ZEALAND	101,154.32	242,960	11,144,575	251,719
	PEOPLE'S REPUBLIC OF CHINA	1,923.01	1,437	65,915	1,482
	REPUBLIC OF KOREA	153,381.05	45,815	2,101,534	50,897
	SINGAPORE	122,796.19	283,011	12,981,715	292,740
	SPAIN	510.34	1,040	47,705	1,069
	TAIWAN (REP. OF CHINA)	18,296.44	9,014	413,473	9,734
	THAILAND	175,094.98	753,358	34,556,532	796,903
	UK OF GREAT BRITAIN AND N. IRELAND	101,347.09	142,619	6,541,933	154,307
	UNITED STATES OF AMERICA	4,566,106.20	5,054,819	231,864,548	5,484,462

TABLE 8 - Continued

PSCC CODE	COMMODITY AND COUNTRY OF ORIGIN	GROSS WEIGHT (GK)	FOB VALUE		CIF
			DOLLARS	PESOS	DOLLARS
190190	Other food preparations of flour, meal, starch or malt extract, not containing cocoa or containing less than 40% by weight of cocoa calculated on a totally defatted basis, not elsewhere specified or included; food preparations of goods of headings Nos. 04.01 to 04.04, not containing cocoa or containing less than 5% by weight of cocoa calculated on a totally defatted basis, not elsewhere specified or included	73,746,878.87	83,995,205	3,852,860,057	87,378,075
	AUSTRALIA	78,141.55	158,751	7,281,908	165,018
	BELGIUM	35.00	42	1,927	274
	BRAZIL	12,270.50	50,138	2,299,830	51,552
	CANADA	21,103.53	10,760	493,562	12,210
	CHILE	1,450.00	2,863	131,326	3,036
	FRANCE	65,707.60	148,548	6,813,897	155,511
	GERMANY	472,006.81	1,296,941	59,490,684	1,302,619
	INDIA	114,377.58	120,183	5,512,795	131,965
	INDONESIA	11,797,124.33	27,571,595	1,264,709,063	28,417,602
	IRELAND	433,475.00	3,118,073	143,026,008	3,173,380
	ITALY	286,530.30	375,832	17,239,414	405,802
	JAPAN	5,916.00	6,175	283,247	6,630
	MALAYSIA	29,284,512.32	23,522,721	1,078,987,212	25,029,645
	NETHERLANDS	9.00	100	4,587	106
	NEW ZEALAND	37,999.00	46,500	2,132,955	49,150
	PEOPLE'S REPUBLIC OF CHINA	598,484.00	626,496	28,737,372	652,420
	POLAND	268,224.00	757,620	34,752,029	758,044
	REPUBLIC OF KOREA	7.00	43	1,972	50
	SINGAPORE	24,845,922.00	19,689,313	903,148,788	20,292,310
	SPAIN	10,102.00	14,240	653,189	14,825
	SWITZERLAND	310.00	707	32,430	835
	THAILAND	4,607,634.99	5,725,116	262,611,071	5,961,187
	UK OF GREAT BRITAIN AND N. IRELAND	46,140.90	48,499	2,224,650	52,733
	UNITED STATES OF AMERICA	100,167.60	228,966	10,502,670	251,604
	VIETNAM	659,227.86	474,983	21,787,471	489,567
1902	Pasta, whether or not cooked or stuffed (with meat or other substances) or otherwise prepared, such as spaghetti, macaroni, noodles, lasagne, gnocchi, ravioli, cannelloni; couscous, whether or not prepared.	36,434,412.76	27,093,319	1,242,770,541	28,582,687
190211	Uncooked pasta, not stuffed or otherwise prepared, containing eggs	2,456,494.64	1,618,762	74,252,612	1,735,449
	AUSTRALIA	372,243.00	408,886	18,755,601	435,272
	FRANCE	20,467.59	27,769	1,273,764	29,347
	INDIA	270.00	122	5,596	142
	INDONESIA	63,540.00	46,828	2,148,000	49,325
	ITALY	357,756.24	141,490	6,490,146	151,011
	PEOPLE'S REPUBLIC OF CHINA	482,058.00	270,662	12,415,266	285,412
	SWITZERLAND	1,181.00	1,560	71,557	1,772
	TURKEY	2,898.00	3,199	146,738	3,210
	UK OF GREAT BRITAIN AND N. IRELAND	1,314.00	1,008	46,237	1,080
	UNITED ARAB EMIRATES, N.E.S.	1,048,992.00	664,689	30,489,284	718,683
	UNITED STATES OF AMERICA	27,779.81	25,971	1,191,290	30,051
	VIETNAM	77,995.00	26,578	1,219,133	30,144
190219	Other uncooked pasta, not stuffed or otherwise prepared, not containing eggs	24,177,237.04	17,438,540	799,905,829	18,264,167
	AUSTRALIA	2,620,692.19	2,574,362	118,085,985	2,667,121
	CHILE	13,500.00	5,798	265,954	5,817
	COSTA RICA	122,582.46	110,879	5,086,020	112,939
	FRANCE	10,564.62	21,336	978,682	23,916
	GERMANY	3,010.29	2,119	97,198	2,284
	GREECE	20,350.00	12,870	590,347	15,065
	HONG KONG, CHINA	61,015.50	80,846	3,708,406	86,407
	INDIA	10,302.44	14,819	679,747	15,712
	INDONESIA	2,495,391.55	1,888,280	86,615,403	1,957,431
	ITALY	1,644,977.34	1,168,451	53,596,848	1,230,003
	JAPAN	157,744.26	101,921	4,675,116	107,596
	MALAYSIA	35.00	87	3,991	93
	PAKISTAN, ISLAMIC REP. OF	669.22	1,522	69,814	1,621
	PEOPLE'S REPUBLIC OF CHINA	7,510,011.34	5,058,876	232,050,642	5,325,816

TABLE 8 - Continued

PSCC CODE	COMMODITY AND COUNTRY OF ORIGIN	GROSS WEIGHT (GK)	FOB VALUE		CIF
			DOLLARS	PESOS	DOLLARS
	REPUBLIC OF KOREA	209,653.50	136,942	6,281,530	145,149
	SINGAPORE	37,208.84	36,363	1,667,971	39,511
	SWITZERLAND	2,006.74	2,214	101,556	2,319
	TAIWAN (REP. OF CHINA)	52,096.00	31,771	1,457,336	35,240
	THAILAND	79,335.94	81,622	3,744,002	84,939
	TURKEY	505,633.00	241,785	11,090,678	253,861
	UK OF GREAT BRITAIN AND N. IRELAND	9,430.38	76,160	3,493,459	78,711
	UNITED ARAB EMIRATES, N.E.S.	8,222,428.00	5,403,702	247,867,811	5,659,737
	UNITED STATES OF AMERICA	258,113.60	331,847	15,221,821	352,928
	VIETNAM	130,484.83	53,968	2,475,512	59,951
190220	Stuffed pasta, whether or not cooked or otherwise prepared	15,690.49	33,431	1,533,480	33,937
	AUSTRALIA	175.00	781	35,824	829
	INDONESIA	525.00	1,658	76,052	1,660
	ITALY	922.11	3,020	138,528	3,110
	JAPAN	5,168.00	2,786	127,794	2,955
	REPUBLIC OF KOREA	7,467.00	20,665	947,904	20,705
	UK OF GREAT BRITAIN AND N. IRELAND	95.99	535	24,540	550
	UNITED STATES OF AMERICA	1,337.39	3,986	182,838	4,128
190230	Other pasta, whether or not prepared	9,780,178.39	7,994,868	366,724,595	8,540,870
	AUSTRALIA	220,739.00	279,593	12,824,930	291,013
	BRUNEI DARUSSALAM	1,000.00	380	17,431	401
	CANADA	9,133.00	3,735	171,324	4,160
	COSTA RICA	124,083.69	172,248	7,901,016	181,791
	GERMANY	7,933.00	6,932	317,971	7,497
	GUAM	1,200.00	3,181	145,912	3,279
	HONG KONG, CHINA	58,624.30	63,599	2,917,286	67,587
	INDIA	11,909.05	15,335	703,416	16,025
	INDONESIA	898,555.10	705,277	32,351,056	744,603
	ITALY	287,913.21	139,012	6,376,481	155,037
	JAPAN	531,200.76	651,621	29,889,855	679,328
	MALAYSIA	27,456.80	54,635	2,506,107	58,950
	PEOPLE'S REPUBLIC OF CHINA	2,423,777.54	2,015,574	92,454,380	2,162,450
	REPUBLIC OF KOREA	2,579,241.20	1,631,287	74,827,134	1,723,120
	SINGAPORE	118,949.74	235,453	10,800,229	247,282
	SPAIN	726.84	1,481	67,933	1,523
	SWITZERLAND	615.00	810	37,155	856
	TAIWAN (REP. OF CHINA)	184,036.32	199,880	9,168,495	207,739
	THAILAND	63,621.20	116,323	5,335,736	120,585
	UK OF GREAT BRITAIN AND N. IRELAND	40,605.85	131,220	6,019,062	136,983
	UNITED ARAB EMIRATES, N.E.S.	1,708,021.00	1,079,519	49,517,537	1,199,494
	UNITED STATES OF AMERICA	330,958.27	377,937	17,335,971	410,573
	VIETNAM	149,877.52	109,836	5,038,178	120,594
190240	Couscous, whether or not prepared	4,812.20	7,718	354,025	8,264
	AUSTRALIA	1,978.00	2,617	120,042	2,793
	FRANCE	2,286.50	3,275	150,224	3,508
	UNITED STATES OF AMERICA	547.70	1,826	83,759	1,963
1903	Tapioca and substitutes therefor prepared from starch, in the form of flakes, grains, pearls, siftings or in similar forms.	3,096,402.90	2,219,089	101,789,613	2,296,108
190300	Tapioca and substitutes therefor prepared from starch, in the form of flakes, grains, pearls, siftings or in similar forms	3,096,402.90	2,219,089	101,789,613	2,296,108
	HONG KONG, CHINA	155.00	142	6,514	166
	INDONESIA	36,216.00	18,360	842,173	18,416
	PEOPLE'S REPUBLIC OF CHINA	600.00	326	14,954	335
	TAIWAN (REP. OF CHINA)	271,974.70	111,240	5,102,579	115,546
	THAILAND	2,785,861.20	2,086,985	95,730,002	2,159,487
	UNITED STATES OF AMERICA	1,596.00	2,036	93,391	2,158
1904	Prepared foods obtained by the swelling or roasting of cereals or cereal products (for example, corn flakes); cereals (other than maize (corn)), in grain form or in the form of flakes or other worked grains (except flour, groats and meal), pre-cooked or otherwise prepared, not elsewhere specified or included.	11,436,617.70	27,024,678	1,239,621,979	28,187,151

TABLE 8 - Continued

PSCC CODE	COMMODITY AND COUNTRY OF ORIGIN	GROSS WEIGHT (GK)	FOB VALUE		CIF
			DOLLARS	PESOS	DOLLARS
190410	Prepared foods obtained by the swelling or roasting of cereals or cereal products	3,181,897.18	7,769,506	356,387,241	8,174,162
	AUSTRALIA	6,705.00	46,447	2,130,524	49,074
	BELGIUM	444.00	841	38,577	889
	CANADA	41,564.16	28,179	1,292,571	30,841
	FRANCE	4,426.17	15,567	714,058	16,632
	GERMANY	27,637.00	27,828	1,276,470	31,257
	GUAM	100.00	334	15,321	345
	HONG KONG, CHINA	37,217.00	19,818	909,052	21,876
	INDIA	6,173.75	2,154	98,804	2,305
	INDONESIA	26,760.00	58,462	2,681,652	61,014
	JAPAN	55,060.98	48,085	2,205,659	52,860
	MALAYSIA	454,807.23	653,455	29,973,981	675,974
	NEW ZEALAND	828.80	2,016	92,474	2,073
	PEOPLE'S REPUBLIC OF CHINA	149,373.75	402,511	18,463,180	428,701
	REPUBLIC OF KOREA	287,068.91	322,083	14,773,947	338,718
	SINGAPORE	29,217.00	159,835	7,331,631	163,476
	SOUTH AFRICA, REP. OF	54,098.83	31,535	1,446,510	34,876
	SPAIN	17,239.00	48,600	2,229,282	52,880
	SWITZERLAND	65.00	363	16,651	408
	TAIWAN (REP. OF CHINA)	34,274.60	207,120	9,500,594	219,563
	THAILAND	835,460.03	3,480,114	159,632,829	3,613,691
	UK OF GREAT BRITAIN AND N. IRELAND	13,647.00	54,302	2,490,833	57,707
	UNITED STATES OF AMERICA	1,099,728.97	2,159,857	99,072,641	2,319,002
190420	Prepared foods obtained from unroasted cereal flakes or from mixtures of unroasted cereal flakes and roasted cereal flakes or swelled cereals	275,348.10	394,306	18,086,815	413,838
	BRAZIL	24,067.20	4,452	204,213	4,651
	CANADA	1,675.16	378	17,339	428
	EGYPT ARAB REPUBLIC	3,554.00	3,952	181,278	4,055
	FRANCE	2,196.53	6,443	295,540	6,947
	GERMANY	3,525.00	1,631	74,814	1,638
	INDIA	12,397.88	31,718	1,454,905	32,475
	INDONESIA	14,420.76	18,734	859,328	20,420
	MALAYSIA	11,667.00	11,215	514,432	12,112
	MEXICO	6,189.00	17,685	811,211	18,693
	NEW ZEALAND	474.00	2,557	117,290	2,807
	PEOPLE'S REPUBLIC OF CHINA	22,368.88	29,543	1,355,138	30,637
	REPUBLIC OF KOREA	3,092.51	1,124	51,557	1,236
	SPAIN	649.00	1,280	58,714	1,358
	TAIWAN (REP. OF CHINA)	4,871.00	1,474	67,612	1,533
	THAILAND	1,275.00	6,630	304,118	6,817
	UK OF GREAT BRITAIN AND N. IRELAND	18,890.51	38,696	1,774,986	43,296
	UNITED STATES OF AMERICA	130,029.67	205,688	9,434,908	213,095
	VIETNAM	14,005.00	11,106	509,432	11,640
190430	Bulgur wheat	1,010.00	736	33,760	755
	TURKEY	1,010.00	736	33,760	755
190490	Other prepared foods obtained by the swelling or roasting of cereals or cereal products(for example, corn flakes); cereals (other than maize (corn)) in grain form or in the form of flakes or other worked grains (except flour and meal), pre-cooked or otherwise prepared, not elsewhere specified or included	7,978,362.42	18,860,130	865,114,163	19,598,396
	AUSTRALIA	11,145.00	17,064	782,726	17,577
	BRAZIL	6,016.80	1,331	61,053	1,396
	DEMOCRATIC PEOPLE'S REP. OF KOREA	960.00	3,453	158,389	3,655
	FRANCE	2,770.40	7,373	338,199	7,478
	GERMANY	95.00	178	8,165	198
	HONG KONG, CHINA	17,154.00	21,952	1,006,938	23,352
	INDIA	12,609.86	33,181	1,522,012	34,136
	INDONESIA	6,611,184.90	14,956,492	686,054,288	15,516,248
	ITALY	7,711.00	30,190	1,384,815	31,124
	JAPAN	6,930.44	3,472	159,261	3,582
	MALAYSIA	48,514.49	106,581	4,888,871	114,270
	MEXICO	12,480.58	40,838	1,873,239	41,990
	NETHERLANDS	4,725.00	10,944	502,001	11,535
	NEW ZEALAND	4,353.26	18,698	857,677	19,222
	PEOPLE'S REPUBLIC OF CHINA	179,183.11	474,969	21,786,828	497,786

TABLE 8 - Continued

PSCC CODE	COMMODITY AND COUNTRY OF ORIGIN	GROSS WEIGHT (GK)	FOB VALUE		CIF DOLLARS
			DOLLARS	PESOS	
	REPUBLIC OF KOREA	56,241.88	16,611	761,947	17,545
	SINGAPORE	117,173.88	400,144	18,354,605	410,670
	SOUTH AFRICA, REP. OF	35,857.05	31,941	1,465,134	35,007
	SPAIN	832.18	3,456	158,527	3,685
	SWITZERLAND	10,386.41	11,763	539,568	12,849
	TAIWAN (REP. OF CHINA)	38,212.00	41,216	1,890,578	44,090
	THAILAND	41,434.80	104,421	4,789,792	105,871
	UK OF GREAT BRITAIN AND N. IRELAND	23,553.00	22,845	1,047,900	23,901
	UNITED ARAB EMIRATES, N.E.S.	110.87	638	29,265	670
	UNITED STATES OF AMERICA	715,787.51	2,487,832	114,116,854	2,606,717
	VIETNAM	12,939.00	12,547	575,531	13,842
1905	Bread, pastry, cakes, biscuits and other bakers' wares, whether or not containing cocoa; communion wafers, empty cachets of a kind suitable for pharmaceutical use, sealing wafers, rice paper and similar products.	38,531,934.06	81,396,112	3,733,639,661	85,557,462
190510	Crispbread	1,031,568.95	1,239,011	56,833,434	1,264,847
	FRANCE	4,261.70	20,512	940,885	20,834
	GERMANY	2,414.00	2,224	102,015	2,521
	ITALY	4,579.05	6,997	320,952	7,602
	JAPAN	6,297.16	4,747	217,745	4,888
	MALAYSIA	156,968.00	195,850	8,983,640	200,490
	PEOPLE'S REPUBLIC OF CHINA	402,064.20	476,819	21,871,688	482,511
	REPUBLIC OF KOREA	11,298.56	2,351	107,840	2,404
	SINGAPORE	15,124.00	62,776	2,879,535	64,498
	TAIWAN (REP. OF CHINA)	1,120.00	542	24,862	618
	THAILAND	91,846.50	163,122	7,482,406	168,725
	UK OF GREAT BRITAIN AND N. IRELAND	5,443.97	37,953	1,740,904	38,183
	UNITED STATES OF AMERICA	2,911.81	16,012	734,470	17,632
	VIETNAM	327,240.00	249,106	11,426,492	253,941
190520	Gingerbread and the like	1,933.88	2,389	109,583	2,620
	ITALY	800.00	1,215	55,732	1,265
	SWITZERLAND	1,133.88	1,174	53,851	1,355
190531	Sweet biscuits, whether or not containing cocoa	9,362,603.08	26,010,286	1,193,091,819	27,368,836
	ARGENTINA	45,775.00	33,790	1,549,947	37,490
	AUSTRALIA	64,111.42	606,144	27,803,825	622,373
	AUSTRIA	1,241.00	1,127	51,695	1,191
	BELGIUM	91,285.08	101,018	4,633,696	111,110
	CANADA	81,170.96	80,078	3,673,178	87,569
	DENMARK	63,831.00	387,033	17,753,204	422,642
	FRANCE	5,364.05	19,398	889,787	21,026
	GERMANY	16,647.76	41,476	1,902,504	43,736
	HONG KONG, CHINA	6,822.03	8,104	371,731	8,465
	INDIA	222,271.70	79,311	3,637,996	84,857
	INDONESIA	3,728,877.88	6,864,613	314,879,798	7,029,015
	ITALY	93,834.94	199,622	9,156,661	211,927
	JAPAN	8,879.43	130,181	5,971,402	133,777
	LEBANON	2,702.00	19,178	879,695	19,203
	MALAYSIA	444,362.46	1,073,009	49,218,923	1,112,916
	NEW ZEALAND	22.00	142	6,514	148
	PEOPLE'S REPUBLIC OF CHINA	254,928.85	493,257	22,625,698	515,795
	REPUBLIC OF KOREA	238,881.79	1,452,421	66,622,551	1,480,193
	SINGAPORE	573,154.85	2,434,587	111,674,505	2,525,892
	SWITZERLAND	10,003.00	9,470	434,389	9,497
	TAIWAN (REP. OF CHINA)	14,745.39	19,606	899,327	20,407
	THAILAND	2,115,162.71	5,314,940	243,796,298	5,500,004
	TURKEY	12,835.00	12,157	557,642	12,500
	UK OF GREAT BRITAIN AND N. IRELAND	340,501.69	930,803	42,695,934	1,001,922
	UNITED STATES OF AMERICA	923,021.49	5,695,546	261,254,695	6,351,699
	VIETNAM	2,169.60	3,275	150,224	3,482
190532	Waffles and wafers	8,176,891.55	25,997,820	1,192,520,001	27,044,668
	BELGIUM	24,030.33	60,617	2,780,502	66,270
	BULGARIA	55,783.30	195,500	8,967,585	207,091
	CANADA	2,729.38	6,605	302,971	8,867
	GERMANY	8,663.00	15,622	716,581	16,085

TABLE 8 - Continued

PSCC CODE	COMMODITY AND COUNTRY OF ORIGIN	GROSS WEIGHT (GK)	FOB VALUE		CIF DOLLARS
			DOLLARS	PESOS	
	GREECE	9,653.00	24,760	1,135,741	24,807
	HONG KONG, CHINA	17,013.02	14,271	654,611	15,298
	INDIA	9,850.46	4,806	220,451	5,098
	INDONESIA	6,015,015.04	14,955,038	685,987,593	15,532,218
	ITALY	114,566.15	651,708	29,893,846	669,737
	JAPAN	1,502.30	35,852	1,644,531	37,798
	MALAYSIA	1,138,330.90	4,588,927	210,494,081	4,758,076
	NETHERLANDS	8,739.00	13,780	632,089	14,556
	PEOPLE'S REPUBLIC OF CHINA	36,016.00	93,952	4,309,578	98,840
	POLAND	6,775.00	18,781	861,484	18,830
	REPUBLIC OF KOREA	75,657.05	238,484	10,939,261	258,259
	SINGAPORE	15,819.82	144,937	6,648,260	151,852
	SWITZERLAND	13,464.00	28,991	1,329,817	30,708
	TAIWAN (REP. OF CHINA)	1,004.00	2,248,129	103,121,677	2,355,135
	THAILAND	422,572.17	1,386,818	63,613,342	1,433,014
	UK OF GREAT BRITAIN AND N. IRELAND	55,340.40	209,771	9,622,196	221,523
	UNITED ARAB EMIRATES, N.E.S.	39,640.00	177,727	8,152,337	182,631
	UNITED STATES OF AMERICA	104,727.23	882,744	40,491,467	937,975
190540	Rusks, toasted bread and similar toasted products	3,886,811.38	1,893,958	86,875,855	2,018,228
	BULGARIA	16,066.00	65,379	2,998,935	65,518
	CANADA	18,371.00	25,416	1,165,832	27,433
	FRANCE	41,467.40	61,598	2,825,500	65,153
	GERMANY	1,461.00	989	45,365	1,045
	INDIA	2,209.18	2,336	107,152	2,653
	ITALY	477.73	600	27,522	623
	JAPAN	9,265.60	15,826	725,939	18,726
	MALAYSIA	57,375.74	140,124	6,427,488	146,331
	PEOPLE'S REPUBLIC OF CHINA	2,793,386.50	1,000,425	45,889,495	1,062,527
	REPUBLIC OF KOREA	35,701.45	13,111	601,402	14,933
	SINGAPORE	2,540.95	2,324	106,602	2,589
	TAIWAN (REP. OF CHINA)	5,240.00	6,000	275,220	6,637
	THAILAND	105,991.58	129,357	5,933,606	137,244
	UNITED STATES OF AMERICA	98,277.25	123,488	5,664,395	139,286
	VIETNAM	698,980.00	306,985	14,081,402	327,530
190590	Other bread, pastry, cakes, biscuits and other baker's wares, whether or not containing cocoa; communion wafers, empty cachets of a kind suitable for pharmaceutical use, sealing wafers, rice paper and similar products	16,072,125.22	26,252,648	1,204,208,969	27,858,263
	ARGENTINA	67,379.15	52,370	2,402,212	56,227
	AUSTRALIA	28,449.55	54,266	2,489,182	55,805
	BELGIUM	36,140.68	60,080	2,755,870	62,871
	BULGARIA	5,113.00	7,642	350,539	8,574
	CANADA	333,287.53	482,171	22,117,183	507,329
	COLOMBIA	3,856.00	15,066	691,077	16,182
	DEMOCRATIC PEOPLE'S REP. OF KOREA	1,888.00	1,450	66,512	1,491
	DENMARK	254,803.08	633,613	29,063,828	652,560
	FINLAND	4,554.76	5,487	251,689	6,812
	FRANCE	118,694.03	276,667	12,690,715	292,473
	GERMANY	101,162.09	177,858	8,158,346	189,122
	HONG KONG, CHINA	143,454.71	183,821	8,431,870	190,719
	INDIA	363,836.76	166,411	7,633,272	182,469
	INDONESIA	3,131,251.50	5,794,890	265,811,603	6,082,510
	ITALY	364,163.08	691,139	31,702,546	729,574
	JAPAN	596,122.21	514,406	23,595,804	546,913
	MALAYSIA	595,564.18	1,258,822	57,742,166	1,322,443
	NETHERLANDS	128,998.00	219,673	10,076,401	228,312
	NEW ZEALAND	5,445.00	9,685	444,251	10,228
	PEOPLE'S REPUBLIC OF CHINA	2,038,193.94	2,554,757	117,186,704	2,692,413
	POLAND	61,860.00	64,016	2,936,414	68,138
	PORTUGAL	35,330.60	92,156	4,227,196	94,388
	REPUBLIC OF KOREA	815,217.19	1,344,236	61,660,106	1,408,153
	SINGAPORE	462,624.36	1,098,335	50,380,626	1,116,399

TABLE 8 - Continued

PSCC CODE	COMMODITY AND COUNTRY OF ORIGIN	GROSS WEIGHT (GK)	FOB VALUE		CIF DOLLARS
			DOLLARS	PESOS	
	SOLOMON ISLANDS (BRITISH)	7,880.00	3,215	147,472	3,319
	SPAIN	23,892.90	47,981	2,200,889	50,548
	SRI LANKA (CEYLON)	2,440.00	27,842	1,277,113	27,948
	SWITZERLAND	97,675.32	370,183	16,980,294	384,069
	TAIWAN (REP. OF CHINA)	404,830.40	146,554	6,722,432	153,609
	THAILAND	874,263.48	1,579,593	72,455,932	1,632,175
	TURKEY	26,008.00	41,154	1,887,734	41,252
	UK OF GREAT BRITAIN AND N. IRELAND	347,469.10	1,151,561	52,822,104	1,274,892
	UNITED ARAB EMIRATES, N.E.S.	28,649.16	83,972	3,851,796	86,297
	UNITED STATES OF AMERICA	3,514,527.77	6,202,894	284,526,749	6,785,466
	VIETNAM	1,047,099.69	838,682	38,470,342	896,583
20	Preparations of vegetables, fruit, nuts or other parts of plants	237,662,900.39	197,514,228	9,059,977,650	209,710,827
2001	Vegetables, fruit, nuts and other edible parts of plants, prepared or preserved by vinegar or acetic acid.	2,148,625.89	1,777,287	81,524,158	1,869,666
200110	Cucumbers and gherkins, prepared or preserved by vinegar or acetic acid	1,160,189.30	1,010,050	46,330,994	1,060,238
	AUSTRALIA	672.90	805	36,925	853
	CANADA	1,858.00	3,080	141,280	3,206
	FRANCE	3,938.65	6,258	287,054	6,748
	GERMANY	18,540.10	6,875	315,356	7,092
	HONG KONG, CHINA	953.00	650	29,816	692
	INDIA	765,721.00	661,550	30,345,299	694,529
	ITALY	56.00	31	1,422	34
	JAPAN	16,116.81	12,329	565,531	12,510
	PEOPLE'S REPUBLIC OF CHINA	5,754.00	4,008	183,847	4,227
	SINGAPORE	50.00	239	10,963	252
	SPAIN	7,993.00	8,488	389,345	9,001
	SRI LANKA (CEYLON)	232,691.00	217,488	9,976,175	224,629
	SWITZERLAND	1,528.55	5,536	253,936	6,170
	TAIWAN (REP. OF CHINA)	30,624.86	14,000	642,180	14,407
	TURKEY	28,685.00	34,499	1,582,469	39,576
	UNITED STATES OF AMERICA	45,006.43	34,214	1,569,396	36,312
200190	Other vegetables, fruits, nuts and other edible parts of plants, prepared or preserved by vinegar or acetic acid	988,436.59	767,237	35,193,164	809,428
	AUSTRALIA	1,917.10	4,862	223,020	5,003
	FRANCE	1,203.50	1,141	52,338	1,243
	GERMANY	15,877.28	7,204	330,447	7,866
	HONG KONG, CHINA	3,977.00	2,979	136,647	3,069
	INDIA	20,344.50	30,920	1,418,301	31,109
	ITALY	1,745.00	2,441	111,968	2,677
	JAPAN	18,237.93	22,893	1,050,102	24,245
	MEXICO	95,916.84	101,574	4,659,200	106,768
	PAKISTAN, ISLAMIC REP. OF	4,964.91	11,215	514,432	11,363
	PEOPLE'S REPUBLIC OF CHINA	68,813.50	30,537	1,400,732	31,986
	REPUBLIC OF KOREA	15,719.00	13,880	636,676	15,600
	SINGAPORE	580.47	309	14,174	359
	SPAIN	54,922.47	73,979	3,393,417	76,162
	SWITZERLAND	2,219.47	3,561	163,343	3,910
	TAIWAN (REP. OF CHINA)	25,823.55	9,995	458,471	10,211
	THAILAND	10,754.94	11,816	542,000	12,182
	TURKEY	943.90	1,717	78,759	1,912
	UK OF GREAT BRITAIN AND N. IRELAND	783.00	708	32,476	784
	UNITED STATES OF AMERICA	643,692.23	435,506	19,976,661	462,979
2002	Tomatoes prepared or preserved otherwise than by vinegar or acetic acid.	42,463,505.48	37,681,616	1,728,455,727	39,576,082
200210	Tomatoes, whole or in pieces, prepared or preserved otherwise than by vinegar or acetic acid	4,332,390.99	2,245,470	102,999,709	2,392,063
	ALBANIA	9,372.68	26,279	1,205,418	26,999
	FRANCE	2,520.00	5,850	268,340	6,183
	GERMANY	6,706.00	10,493	481,314	10,789
	HONG KONG, CHINA	4,444.00	3,160	144,949	3,364
	ITALY	3,847,804.80	1,903,558	87,316,205	2,037,256

TABLE 8 - Continued

PSCC CODE	COMMODITY AND COUNTRY OF ORIGIN	GROSS WEIGHT (GK)	FOB VALUE		CIF
			DOLLARS	PESOS	DOLLARS
	JAPAN	2,364.00	730	33,485	752
	PEOPLE'S REPUBLIC OF CHINA	123,860.00	80,281	3,682,489	80,883
	SINGAPORE	28,554.96	21,243	974,416	22,010
	SPAIN	153,107.00	66,534	3,051,915	68,211
	TURKEY	9,629.00	8,957	410,858	9,323
	UNITED STATES OF AMERICA	144,028.55	118,385	5,430,320	126,293
200290	Tomatoes, prepared or preserved otherwise than by vinegar or acetic acid, n.e.s.	38,131,114.49	35,436,146	1,625,456,018	37,184,019
	ALBANIA	6,159.14	3,933	180,407	4,041
	AUSTRALIA	36,531.50	36,387	1,669,072	38,520
	BELGIUM	2,051.00	12,185	558,926	12,880
	CANADA	38,310.00	37,648	1,726,914	43,200
	FRANCE	95.00	248	11,376	262
	GERMANY	936.00	677	31,054	801
	HONG KONG, CHINA	546.00	360	16,513	388
	INDONESIA	57,109.00	37,362	1,713,795	39,491
	ITALY	207,843.80	120,150	5,511,281	127,605
	JAPAN	248,096.69	151,555	6,951,828	153,754
	PEOPLE'S REPUBLIC OF CHINA	26,948,289.20	24,861,030	1,140,375,446	26,037,574
	REPUBLIC OF KOREA	3,953.00	1,586	72,750	1,660
	SPAIN	33,861.00	80,549	3,694,783	87,989
	SWITZERLAND	4,357.03	25,698	1,178,767	27,594
	TAIWAN (REP. OF CHINA)	151,653.00	92,044	4,222,058	92,169
	THAILAND	2,227.10	959	43,989	1,016
	TURKS AND CAICOS ISLANDS	135,508.72	134,348	6,162,543	146,395
	UNITED STATES OF AMERICA	10,253,587.31	9,839,427	451,334,516	10,368,680
2003	Mushrooms and truffles, prepared or preserved otherwise than by vinegar or acetic acid.	16,677,678.64	7,736,891	354,891,190	8,108,554
200310	Mushrooms of the genus Agaricus, prepared or preserved otherwise than by vinegar or acetic acid	14,300,824.34	6,510,338	298,629,204	6,840,620
	AUSTRIA	1,372.00	5,412	248,248	5,540
	FRANCE	768.18	1,634	74,952	1,762
	HONG KONG, CHINA	43,112.00	17,000	779,790	17,478
	ITALY	3,553.00	6,799	311,870	7,089
	PEOPLE'S REPUBLIC OF CHINA	14,150,358.50	6,380,920	292,692,800	6,699,380
	SINGAPORE	78,038.52	69,395	3,183,149	78,133
	TAIWAN (REP. OF CHINA)	1,922.00	1,688	77,429	1,784
	UNITED STATES OF AMERICA	21,700.14	27,490	1,260,966	29,454
200320	Truffles, prepared or preserved otherwise than by vinegar or acetic acid	1,689.50	10,038	460,443	10,273
	ITALY	1,610.50	9,846	451,636	10,070
	SPAIN	79.00	192	8,807	203
200390	Other than mushroom and truffles, prepared or preserved otherwise than by vinegar or acetic acid	2,375,164.80	1,216,515	55,801,543	1,257,661
	CANADA	21,772.00	16,544	758,873	17,487
	ITALY	12,186.00	24,289	1,114,136	25,451
	PEOPLE'S REPUBLIC OF CHINA	2,229,934.80	1,098,072	50,368,563	1,134,424
	SINGAPORE	110,982.00	76,900	3,527,403	79,549
	SPAIN	290.00	710	32,568	750
2004	Other vegetables prepared or preserved otherwise than by vinegar or acetic acid, frozen, other than products of heading 20.06.	87,040,121.89	65,034,952	2,983,153,249	69,943,646
200410	Potatoes, prepared or preserved otherwise than by vinegar or acetic acid, frozen	84,766,763.33	63,524,618	2,913,874,229	68,346,202
	BELGIUM	19,066,486.92	11,902,448	545,965,290	12,679,783
	CANADA	4,709,050.49	2,960,023	135,776,255	3,370,900
	DENMARK	120,615.97	81,710	3,748,038	82,254
	FRANCE	157,320.88	111,853	5,130,697	119,163
	GERMANY	1,060,754.05	692,331	31,757,223	733,355
	HONG KONG, CHINA	2,248.71	4,940	226,598	5,150
	JAPAN	50,182.00	31,752	1,456,464	31,834
	MALAYSIA	46,200.00	37,800	1,733,886	41,556

TABLE 8 - Continued

PSCC CODE	COMMODITY AND COUNTRY OF ORIGIN	GROSS WEIGHT (GK)	FOB VALUE		CIF
			DOLLARS	PESOS	DOLLARS
	NETHERLANDS	5,039,610.99	3,481,402	159,691,910	3,793,850
	PEOPLE'S REPUBLIC OF CHINA	71,280.00	77,584	3,558,778	79,828
	SINGAPORE	65,520.00	44,100	2,022,867	52,022
	SWITZERLAND	3,569.22	3,150	144,491	3,298
	UK OF GREAT BRITAIN AND N. IRELAND	22,447.19	15,218	698,050	17,356
	UNITED STATES OF AMERICA	54,351,476.91	44,080,307	2,021,963,682	47,335,853
200490	Other vegetables and mixtures of vegetables, prepared or preserved otherwise than by vinegar or acetic acid, frozen, other than products of heading No. 20.06	2,273,358.56	1,510,334	69,279,020	1,597,444
	AUSTRALIA	95.00	121	5,550	140
	BELGIUM	1,808,585.24	1,212,782	55,630,310	1,261,737
	CANADA	215,540.00	78,497	3,600,657	92,717
	FRANCE	3,862.40	4,139	189,856	6,214
	JAPAN	13.23	44	2,018	47
	PEOPLE'S REPUBLIC OF CHINA	51,478.00	44,936	2,061,215	48,145
	SINGAPORE	40.00	170	7,798	178
	UK OF GREAT BRITAIN AND N. IRELAND	1,034.49	3,005	137,839	3,223
	UNITED STATES OF AMERICA	192,710.20	166,640	7,643,777	185,043
2005	Other vegetables prepared or preserved otherwise than by vinegar or acetic acid, not frozen, other than products of heading 20.06.	24,701,607.27	19,878,656	911,833,952	20,958,591
200510	Homogenized vegetables	193,180.70	311,333	14,280,845	333,586
	GERMANY	11,368.66	31,300	1,435,731	33,389
	POLAND	137,269.00	191,855	8,800,389	206,883
	SPAIN	29,320.12	44,400	2,036,628	46,687
	UNITED STATES OF AMERICA	15,222.92	43,778	2,008,097	46,627
200520	Potatoes, prepared or preserved otherwise than by vinegar or acetic acid, not frozen	3,098,760.79	8,420,536	386,249,986	8,892,229
	AUSTRALIA	1,350.00	9,934	455,673	9,970
	CANADA	10,660.00	10,630	487,598	10,644
	FRANCE	3,505.69	13,101	600,943	13,458
	GERMANY	26,579.31	88,907	4,078,164	94,360
	INDONESIA	7,275.60	32,615	1,496,050	33,994
	JAPAN	399.00	395	18,119	421
	MALAYSIA	460,119.00	2,127,034	97,567,050	2,227,814
	NETHERLANDS	165,952.50	218,965	10,043,924	227,824
	PEOPLE'S REPUBLIC OF CHINA	140,266.00	329,708	15,123,705	349,557
	REPUBLIC OF KOREA	45,037.11	22,214	1,018,956	23,123
	SINGAPORE	8,681.00	4,529	207,745	4,668
	SPAIN	17,276.00	67,217	3,083,244	70,438
	SWITZERLAND	396.00	390	17,889	400
	TAIWAN (REP. OF CHINA)	128,495.88	375,684	17,232,625	398,983
	THAILAND	160,000.26	616,497	28,278,718	642,413
	UK OF GREAT BRITAIN AND N. IRELAND	3,381.98	10,300	472,461	10,691
	UNITED STATES OF AMERICA	1,919,385.46	4,492,416	206,067,122	4,773,471
200540	Peas (Pisum sativum), prepared or preserved otherwise than by vinegar or acetic acid, not frozen	1,488,177.18	641,363	29,419,321	680,194
	CANADA	346,364.00	131,707	6,041,400	150,192
	FRANCE	1,114.00	2,277	104,446	2,493
	HONG KONG, CHINA	2,019.00	1,200	55,044	1,269
	ITALY	69,502.37	38,343	1,758,793	40,263
	PEOPLE'S REPUBLIC OF CHINA	391,770.00	177,346	8,134,861	185,063
	SPAIN	50.36	184	8,440	202
	SWITZERLAND	378.00	600	27,522	602
	TAIWAN (REP. OF CHINA)	2.00	30	1,376	31
	UK OF GREAT BRITAIN AND N. IRELAND	4,279.00	3,888	178,343	4,248
	UNITED STATES OF AMERICA	672,698.45	285,788	13,109,096	295,831
200551	Beans (Vigna spp., Phaseolus spp.), shelled, prepared or preserved otherwise than by vinegar or acetic acid, not frozen	181,087.84	298,739	13,703,156	332,703
	ALBANIA	21,485.00	14,222	652,363	15,704
	FRANCE	7,566.35	10,782	494,570	11,379
	INDIA	12,457.54	3,068	140,729	3,274
	MEXICO	6,615.63	6,510	298,614	6,783

TABLE 8 - Continued

PSCC CODE	COMMODITY AND COUNTRY OF ORIGIN	GROSS WEIGHT (GK)	FOB VALUE		CIF
			DOLLARS	PESOS	DOLLARS
	NEW ZEALAND	2,787.00	4,715	216,277	5,262
	PEOPLE'S REPUBLIC OF CHINA	20,500.00	7,397	339,300	7,911
	REPUBLIC OF KOREA	1,050.00	2,104	96,510	2,223
	SPAIN	3,846.00	7,248	332,466	7,504
	UK OF GREAT BRITAIN AND N. IRELAND	3,127.91	10,489	481,130	11,513
	UNITED STATES OF AMERICA	101,652.41	232,204	10,651,197	261,150
200559	Beans (Vigna spp., Phaseolus spp.), unshelled, n.e.s., prepared or preserved otherwise than by vinegar or acetic acid, not frozen				
		538,191.15	338,802	15,540,847	355,409
	AUSTRALIA	1,623.00	4,637	212,699	4,827
	FRANCE	96.00	467	21,421	531
	GERMANY	15,844.88	6,388	293,018	6,493
	GUAM	102.00	681	31,237	758
	HONG KONG, CHINA	9,763.00	4,390	201,369	4,645
	ITALY	236,369.38	151,433	6,946,232	157,525
	JAPAN	1,393.06	400	18,348	442
	MALAYSIA	23,949.00	5,951	272,972	6,227
	PEOPLE'S REPUBLIC OF CHINA	185,262.70	65,265	2,993,706	68,284
	REPUBLIC OF KOREA	7,413.50	3,314	152,013	3,467
	SINGAPORE	2,419.00	745	34,173	768
	SPAIN	3,672.00	10,718	491,635	11,225
	SWITZERLAND	360.00	500	22,935	528
	UK OF GREAT BRITAIN AND N. IRELAND	1,507.56	3,744	171,737	3,955
	UNITED STATES OF AMERICA	48,416.07	80,169	3,677,352	85,734
200560	Asparagus, prepared or preserved otherwise than by vinegar or acetic acid, not frozen				
		157,246.51	86,679	3,975,965	91,708
	ITALY	169.00	604	27,705	691
	PEOPLE'S REPUBLIC OF CHINA	150,908.00	68,659	3,149,388	72,790
	SPAIN	1,573.34	5,633	258,386	5,939
	SWITZERLAND	504.00	375	17,201	430
	UNITED STATES OF AMERICA	4,092.17	11,408	523,285	11,858
200570	Olives, prepared or preserved otherwise than by vinegar or acetic acid, not frozen				
		708,488.87	608,678	27,920,061	635,663
	AUSTRALIA	1,439.00	2,086	95,685	2,356
	AUSTRIA	1,372.00	4,688	215,039	4,800
	FRANCE	1,090.00	2,347	107,657	2,558
	GERMANY	3,336.00	5,080	233,020	5,382
	ITALY	19,501.24	25,880	1,187,116	27,097
	SINGAPORE	1,119.00	677	31,054	699
	SPAIN	622,875.07	516,714	23,701,671	537,839
	SWITZERLAND	3,132.56	4,244	194,672	4,654
	UNITED STATES OF AMERICA	54,624.00	46,962	2,154,147	50,278
200580	Sweet corn (Zea mays var. saccharata), prepared or preserved otherwise than by vinegar or acetic acid, not frozen				
		15,521,115.25	7,173,686	329,056,979	7,512,763
	CZECH REPUBLIC (CZECHOSLOVAKIA)	455,033.60	159,124	7,299,018	172,755
	HONG KONG, CHINA	31,122.00	14,090	646,308	15,322
	MALAYSIA	8,400.00	6,300	288,981	6,599
	PEOPLE'S REPUBLIC OF CHINA	636,948.49	279,728	12,831,124	289,125
	SINGAPORE	325,327.02	110,675	5,076,663	116,070
	SWITZERLAND	68.00	276	12,660	314
	THAILAND	13,923,873.16	6,414,793	294,246,555	6,713,968
	UK OF GREAT BRITAIN AND N. IRELAND	964.00	540	24,770	621
	UNITED STATES OF AMERICA	139,378.98	188,160	8,630,900	197,989
200590	Other vegetables and mixtures of vegetables, prepared or preserved otherwise than by vinegar or acetic acid, not frozen, other than products of heading No. 20.06				
		2,815,358.98	1,998,840	91,686,792	2,124,336
	AUSTRALIA	662.00	2,143	98,299	2,461
	AUSTRIA	5,866.00	22,408	1,027,855	22,428
	FRANCE	978.05	1,836	84,217	2,121
	GERMANY	36,772.00	33,934	1,556,553	36,752
	HONG KONG, CHINA	32,744.18	15,008	688,417	15,587
	INDIA	5,921.00	11,517	528,285	11,821
	ITALY	80,559.58	100,978	4,631,861	106,216
	JAPAN	120,772.75	57,327	2,629,590	66,083

TABLE 8 - Continued

PSCC CODE	COMMODITY AND COUNTRY OF ORIGIN	GROSS WEIGHT (GK)	FOB VALUE		CIF DOLLARS
			DOLLARS	PESOS	
	MALAYSIA	336.00	576	26,421	604
	PAKISTAN, ISLAMIC REP. OF	708.00	1,725	79,126	1,786
	PEOPLE'S REPUBLIC OF CHINA	1,293,954.61	693,262	31,799,928	735,636
	POLAND	43,576.00	61,955	2,841,876	64,492
	REPUBLIC OF KOREA	593,645.08	213,678	9,801,410	222,360
	SINGAPORE	4,077.78	14,669	672,867	15,221
	SPAIN	62,087.15	148,339	6,804,310	154,224
	SWITZERLAND	22,581.42	17,884	820,339	19,166
	TAIWAN (REP. OF CHINA)	21,806.00	10,159	465,993	10,362
	THAILAND	118,598.50	115,206	5,284,499	120,700
	UK OF GREAT BRITAIN AND N. IRELAND	7,765.96	3,690	169,260	4,044
	UNITED STATES OF AMERICA	361,946.92	472,546	21,675,686	512,272
2006	Vegetables, fruit, nuts, fruit-peel and other parts of plants, preserved by sugar (drained, glaze or crystallised).	142,829.96	800,659	36,726,231	819,712
200600	Vegetables, fruits, nuts, fruit-peel and other parts of plants, preserved by sugar (drained, glaze or crystallised)	142,829.96	800,659	36,726,231	819,712
	GERMANY	2,604.68	2,096	96,144	2,201
	HONG KONG, CHINA	9,434.50	4,218	193,480	4,347
	INDIA	555.10	1,250	57,338	1,302
	JAPAN	2,183.00	350	16,055	370
	PAKISTAN, ISLAMIC REP. OF	456.00	1,010	46,329	1,152
	PEOPLE'S REPUBLIC OF CHINA	23,831.00	19,676	902,538	21,244
	REPUBLIC OF KOREA	1,250.00	402	18,440	414
	SINGAPORE	19,809.80	220,572	10,117,638	224,786
	SWITZERLAND	952.00	960	44,035	1,092
	TAIWAN (REP. OF CHINA)	1,261.22	502	23,027	542
	THAILAND	58,465.43	415,634	19,065,132	423,436
	UNITED STATES OF AMERICA	22,027.23	133,989	6,146,075	138,826
2007	Jams, fruit jellies, marmalades, fruit or nut purée and fruit or nut pastes, obtained by cooking, whether or not containing added sugar or other sweetening matter.	7,698,693.40	5,694,885	261,224,376	5,975,407
200710	Cooked fruit preparations, homogenized	1,311,686.17	1,323,327	60,701,008	1,396,992
	AUSTRALIA	134,572.00	59,443	2,726,650	62,635
	BELGIUM	22,099.00	32,081	1,471,555	35,190
	GERMANY	3,475.18	8,856	406,225	9,642
	INDONESIA	31,559.50	77,120	3,537,494	79,737
	ITALY	4,094.00	16,162	741,351	17,204
	MALAYSIA	29,441.00	48,692	2,233,502	50,694
	PEOPLE'S REPUBLIC OF CHINA	67,974.14	40,868	1,874,615	43,923
	POLAND	121,905.00	182,560	8,374,027	197,156
	SINGAPORE	1,337.50	7,082	324,851	8,597
	SPAIN	2,513.69	4,549	208,663	4,678
	SWITZERLAND	5,046.00	17,816	817,220	20,456
	THAILAND	290.00	1,512	69,355	1,516
	UK OF GREAT BRITAIN AND N. IRELAND	2,826.00	9,878	453,104	11,086
	UNITED STATES OF AMERICA	145,995.46	140,909	6,463,496	156,009
	VIETNAM	738,557.70	675,799	30,998,900	698,469
200791	Citrus fruit, being cooked preparations, whether or not containing added sugar or other sweetening matter	34,201.27	23,617	1,083,312	25,291
	AUSTRALIA	882.24	3,948	181,095	4,059
	BELGIUM	132.00	284	13,027	326
	FRANCE	95.03	284	13,027	298
	INDONESIA	30,238.00	12,570	576,586	13,203
	ITALY	479.00	1,606	73,667	1,924
	REPUBLIC OF KOREA	1,353.00	540	24,770	615
	SINGAPORE	765.00	3,600	165,132	4,060
	SPAIN	257.00	785	36,008	806
200799	Other jams, fruit jellies, marmalades, fruit or nut puree and fruit or nut pastes, being cooked preparations, whether or not containing added sugar or other sweetening matter	6,352,805.96	4,347,941	199,440,056	4,553,124
	AUSTRALIA	240.00	2,644	121,280	2,717
	AUSTRIA	69,495.30	101,476	4,654,704	103,878
	BANGLADESH	40,097.00	17,350	795,845	19,145
	BELGIUM	92,424.14	205,341	9,418,991	218,424

TABLE 8 - Continued

PSCC CODE	COMMODITY AND COUNTRY OF ORIGIN	GROSS WEIGHT (GK)	FOB VALUE		CIF
			DOLLARS	PESOS	DOLLARS
	CANADA	44,328.00	7,603	348,750	8,390
	FRANCE	75,329.77	150,957	6,924,398	159,993
	GERMANY	21,095.00	12,555	575,898	13,727
	HONG KONG, CHINA	81,719.00	53,064	2,434,046	58,686
	INDIA	54,954.00	29,148	1,337,019	33,114
	INDONESIA	480,372.33	279,296	12,811,307	292,269
	ITALY	10,995.60	21,593	990,471	25,172
	MALAYSIA	153,245.22	104,236	4,781,305	107,861
	NEW ZEALAND	1,286.00	1,681	77,107	1,885
	PEOPLE'S REPUBLIC OF CHINA	3,366,486.68	1,784,270	81,844,465	1,851,359
	REPUBLIC OF KOREA	123,093.70	132,219	6,064,885	137,454
	SINGAPORE	18,293.20	22,757	1,043,864	26,573
	SPAIN	2,934.00	7,866	360,814	8,234
	SWITZERLAND	59,354.41	72,530	3,326,952	79,253
	TAIWAN (REP. OF CHINA)	334,883.13	190,525	8,739,382	200,332
	THAILAND	689,147.48	266,001	12,201,466	284,268
	TURKEY	1,101.00	1,800	82,566	1,802
	UK OF GREAT BRITAIN AND N. IRELAND	3,390.14	9,431	432,600	10,086
	UNITED STATES OF AMERICA	465,249.73	553,963	25,410,283	579,527
	VIETNAM	163,291.13	319,635	14,661,658	328,975
2008	Fruit, nuts and other edible parts of plants, otherwise prepared or preserved, whether or not containing added sugar or other sweetening matter or spirit, not elsewhere specified or included.	18,929,269.82	23,186,532	1,063,566,223	24,203,896
200811	Ground-nuts, whether or not mixed together	6,708,485.84	11,645,661	534,186,469	12,049,575
	ARGENTINA	1,227,970.00	2,236,254	102,576,970	2,292,736
	AUSTRALIA	2,845.00	30,355	1,392,384	31,575
	BELGIUM	8,922.00	41,498	1,903,513	43,863
	BRAZIL	10,800.00	8,022	367,969	8,682
	CANADA	8,755.00	7,182	329,438	7,807
	GUAM	10,658.00	20,771	952,766	21,588
	HONG KONG, CHINA	21,780.00	7,202	330,355	7,828
	INDIA	99,759.00	19,458	892,538	20,441
	ITALY	17,240.00	28,470	1,305,919	28,552
	JAPAN	250.00	436	19,999	468
	MALAYSIA	5,202.76	15,772	723,462	16,213
	PEOPLE'S REPUBLIC OF CHINA	2,818,990.25	5,004,408	229,552,195	5,190,834
	REPUBLIC OF KOREA	10,189.00	3,310	151,830	3,322
	SINGAPORE	65,190.50	70,334	3,226,221	71,132
	SPAIN	269.53	549	25,183	565
	TAIWAN (REP. OF CHINA)	17,171.47	6,728	308,613	6,930
	THAILAND	122,632.42	151,839	6,964,855	158,894
	UK OF GREAT BRITAIN AND N. IRELAND	2,798.81	8,924	409,344	9,912
	UNITED ARAB EMIRATES, N.E.S.	56.59	630	28,898	656
	UNITED STATES OF AMERICA	1,829,757.51	3,157,137	144,817,875	3,300,885
	VIETNAM	427,248.00	826,382	37,906,142	826,692
200819	Other nuts, ground-nuts and other seeds, whether or not mixed together, including mixtures	722,038.98	2,908,575	133,416,337	3,041,510
	ARGENTINA	24,660.00	40,072	1,838,103	41,967
	AUSTRALIA	156.24	1,120	51,374	1,153
	BELGIUM	3,247.70	35,505	1,628,614	37,366
	CANADA	13,214.00	95,249	4,369,072	97,298
	INDIA	7,337.56	9,043	414,802	9,356
	INDONESIA	792.00	4,730	216,965	4,888
	ITALY	1,436.00	3,184	146,050	3,612
	JAPAN	366.00	250	11,468	264
	NETHERLANDS	49,103.00	62,217	2,853,894	65,827
	PEOPLE'S REPUBLIC OF CHINA	324,555.80	249,823	11,459,382	256,520
	REPUBLIC OF KOREA	11,770.00	2,830	129,812	2,845
	SINGAPORE	2,201.12	850	38,990	945
	SPAIN	4,639.00	21,633	992,306	22,586
	SWITZERLAND	2,535.00	2,417	110,868	2,700
	TAIWAN (REP. OF CHINA)	11,990.00	43,675	2,003,372	44,292
	THAILAND	69,944.23	738,160	33,859,399	774,167
	TURKEY	4,174.00	61,252	2,809,629	63,832
	UK OF GREAT BRITAIN AND N. IRELAND	1,067.00	5,468	250,817	6,137
	UNITED ARAB EMIRATES, N.E.S.	410.52	2,363	108,391	2,480
	UNITED STATES OF AMERICA	79,844.46	736,339	33,775,870	796,734
	VIETNAM	108,595.35	792,395	36,347,159	806,541

TABLE 8 - Continued

PSCC CODE	COMMODITY AND COUNTRY OF ORIGIN	GROSS WEIGHT (GK)	FOB VALUE		CIF
			DOLLARS	PESOS	DOLLARS
200820	Pineapples, otherwise prepared or preserved, whether or not containing added sugar or other sweetening matter or spirit, not elsewhere specified or included	217,928.96	254,266	11,663,181	265,181
	SPAIN	25,780.89	109,301	5,013,637	113,777
	THAILAND	186,820.14	138,807	6,367,077	144,770
	UNITED STATES OF AMERICA	5,327.93	6,158	282,467	6,634
200830	Citrus fruit, otherwise prepared or preserved, whether or not containing added sugar or other sweetening matter or spirit, not elsewhere specified or included	1,022,648.43	855,680	39,250,040	933,364
	BELGIUM	2,311.00	4,022	184,489	4,618
	ITALY	26.40	174	7,981	181
	PEOPLE'S REPUBLIC OF CHINA	583,203.00	457,099	20,967,131	513,744
	THAILAND	68,023.03	136,401	6,256,714	142,341
	UNITED ARAB EMIRATES, N.E.S.	20,947.00	14,013	642,776	14,812
	UNITED STATES OF AMERICA	348,138.00	243,971	11,190,949	257,668
200840	Pears, otherwise prepared or preserved, whether or not containing added sugar or other sweetening matter or spirit, not elsewhere specified or included	16,200.00	22,017	1,009,920	22,919
	SPAIN	16,200.00	22,017	1,009,920	22,919
200850	Apricots, otherwise prepared or preserved, whether or not containing added sugar or other sweetening matter or spirit, not elsewhere specified or included	40,712.35	69,968	3,209,432	71,819
	GERMANY	4,190.00	7,320	335,768	7,661
	GREECE	269.00	1,106	50,732	1,228
	PEOPLE'S REPUBLIC OF CHINA	6,508.35	7,380	338,521	7,588
	SINGAPORE	8,173.00	3,775	173,159	4,050
	SPAIN	2,700.00	4,247	194,810	4,421
	UNITED STATES OF AMERICA	18,872.00	46,140	2,116,442	46,871
200860	Cherries, otherwise prepared or preserved, whether or not containing added sugar or other sweetening matter or spirit, not elsewhere specified or included	807,136.90	878,535	40,298,401	917,721
	BULGARIA	73,200.00	126,160	5,786,959	128,917
	GERMANY	697.00	504	23,118	597
	GREECE	102,480.00	169,185	7,760,516	175,944
	HONG KONG, CHINA	90.00	60	2,752	64
	ITALY	69,192.00	122,628	5,624,947	126,703
	PEOPLE'S REPUBLIC OF CHINA	63,159.15	76,771	3,521,486	77,895
	SINGAPORE	14,122.00	17,715	812,587	19,975
	THAILAND	19,152.00	34,111	1,564,672	35,073
	UNITED STATES OF AMERICA	465,044.75	331,401	15,201,364	352,553
200870	Peaches, including nectarines, otherwise prepared or preserved, whether or not containing added sugar or other sweetening matter or spirit, not elsewhere specified or included	1,526,791.52	946,572	43,419,258	1,005,470
	GERMANY	1,393.00	1,008	46,237	1,193
	GREECE	86,898.00	40,262	1,846,818	45,801
	IRAN, ISLAMIC REP. OF	73,679.00	23,596	1,082,348	26,508
	PEOPLE'S REPUBLIC OF CHINA	597,736.00	293,376	13,457,157	308,074
	REPUBLIC OF KOREA	1,581.00	592	27,155	618
	SINGAPORE	291,093.27	128,217	5,881,314	136,237
	SOUTH AFRICA, REP. OF	294,044.00	170,295	7,811,432	181,925
	SPAIN	70,810.00	78,261	3,589,832	80,798
	THAILAND	95,831.05	195,571	8,970,842	207,820
	UNITED STATES OF AMERICA	13,726.20	15,394	706,123	16,496
200880	Strawberries, otherwise prepared or preserved, whether or not containing added sugar or other sweetening matter or spirit, not elsewhere specified or included	529,522.35	973,780	44,667,287	1,003,992
	GERMANY	2,258.99	8,609	394,895	8,810
	INDIA	558.88	74	3,394	78
	INDONESIA	990.00	4,585	210,314	4,802
	PEOPLE'S REPUBLIC OF CHINA	68,400.00	58,998	2,706,238	61,927
	SINGAPORE	15.00	53	2,431	56

TABLE 8 - Continued

PSCC CODE	COMMODITY AND COUNTRY OF ORIGIN	GROSS WEIGHT (GK)	FOB VALUE		CIF
			DOLLARS	PESOS	DOLLARS
	UNITED STATES OF AMERICA	440,274.08	863,687	39,617,322	890,038
	VIETNAM	17,025.40	37,774	1,732,693	38,281
200891	Palm hearts, otherwise prepared or preserved, whether or not containing added sugar or other sweetening matter or spirit, not elsewhere specified or included, including mixtures other than of subheading No. 2008.19	250.00	642	29,449	693
	FRANCE	250.00	642	29,449	693
200892	Mixtures of fruits, nuts and other edible parts of plants, otherwise prepared or preserved, whether or not containing added sugar or other sweetening matter or spirit, not elsewhere specified or included, including mixtures other than of subheading No. 2008.19	3,981,191.08	2,498,866	114,622,985	2,638,124
	AUSTRALIA	408.21	841	38,577	930
	BULGARIA	7,641.00	12,805	587,365	12,996
	FRANCE	890.00	877	40,228	906
	GERMANY	7,109.00	13,818	633,832	14,120
	JAPAN	14,721.00	22,185	1,017,626	23,811
	PEOPLE'S REPUBLIC OF CHINA	226,821.00	152,303	6,986,139	161,723
	SINGAPORE	520,425.06	187,788	8,613,836	199,749
	SOUTH AFRICA, REP. OF	1,034,915.55	439,990	20,182,342	472,889
	SPAIN	2,242.00	4,871	223,433	5,071
	TAIWAN (REP. OF CHINA)	6,437.00	2,324	106,602	2,442
	THAILAND	2,046,667.49	1,578,889	72,423,638	1,653,130
	UNITED STATES OF AMERICA	112,913.77	82,175	3,769,367	90,357
200899	Other fruits, nuts and other edible parts of plants, otherwise prepared or preserved, whether or not containing added sugar or other sweetening matter or spirit, not elsewhere specified or included, including mixtures other than of subheading No. 2008.19	3,356,363.41	2,131,970	97,793,464	2,253,528
	AUSTRALIA	1,591.00	2,962	135,867	3,259
	AUSTRIA	2,668.00	11,060	507,322	11,072
	BELGIUM	6,653.00	8,778	402,647	8,827
	CANADA	5,720.00	11,186	513,102	12,916
	GERMANY	7,746.31	21,533	987,719	22,175
	INDONESIA	44,088.06	33,923	1,556,048	36,447
	ITALY	920.00	7,799	357,740	10,673
	MALAYSIA	30,892.07	33,655	1,543,755	34,063
	MEXICO	31,726.51	77,167	3,539,650	77,761
	PEOPLE'S REPUBLIC OF CHINA	1,145,410.89	492,081	22,571,755	514,105
	REPUBLIC OF KOREA	288.00	680	31,192	719
	SINGAPORE	518,468.86	283,136	12,987,448	297,701
	SOUTH AFRICA, REP. OF	173,075.29	97,478	4,471,316	103,538
	SWITZERLAND	2,352.72	13,249	607,732	13,623
	TAIWAN (REP. OF CHINA)	33,451.23	25,358	1,163,171	25,454
	THAILAND	781,720.05	482,715	22,142,137	520,343
	TURKEY	559.00	868	39,815	979
	UK OF GREAT BRITAIN AND N. IRELAND	218.06	1,025	47,017	1,132
	UNITED STATES OF AMERICA	568,814.36	527,317	24,188,031	558,741
2009	Fruit juices (including grape must) and vegetable juices, unfermented and not containing added spirit, whether or not containing added sugar or other sweetening matter.	37,860,568.04	35,722,750	1,638,602,544	38,255,273
200911	Orange juice, frozen, unfermented and not containing added spirit, whether or not containing added sugar or other sweetening matter	1,000,886.22	2,002,724	91,864,950	2,207,038
	AUSTRALIA	22,150.00	18,435	845,613	19,962
	BAHRAIN	39,970.00	81,971	3,760,010	94,821
	BRAZIL	444,366.58	875,831	40,174,368	941,362
	FRANCE	314.75	266	12,201	349
	GERMANY	132,961.37	385,107	17,664,858	454,643
	GUAM	126,380.00	130,887	6,003,787	145,285
	HONG KONG, CHINA	5,720.52	17,784	815,752	18,285
	ISRAEL	84,583.00	179,795	8,247,197	195,004
	JAPAN	64,940.00	137,588	6,311,162	143,034
	REPUBLIC OF KOREA	6,032.00	1,882	86,327	2,502
	SPAIN	2,200.00	1,885	86,465	8,302

TABLE 8 - Continued

PSCC CODE	COMMODITY AND COUNTRY OF ORIGIN	GROSS WEIGHT (GK)	FOB VALUE		CIF
			DOLLARS	PESOS	DOLLARS
	SWITZERLAND	34,040.00	72,838	3,341,079	78,447
	UNITED STATES OF AMERICA	37,228.00	98,455	4,516,131	105,042
200912	Orange juice, not frozen, of a Brix value not exceeding 20	152,037.55	163,889	7,517,588	169,529
	AUSTRALIA	31,400.55	20,591	944,509	21,810
	JAPAN	85,845.00	106,053	4,864,651	109,044
	MALAYSIA	15,540.00	16,224	744,195	17,148
	THAILAND	19,252.00	21,021	964,233	21,527
200919	Orange juice, not frozen, n.e.s., unfermented and not containing added spirit, whether or not containing added sugar or other sweetening matter	5,823,852.25	7,334,566	336,436,544	7,818,360
	AUSTRALIA	236,665.71	185,783	8,521,866	195,002
	AUSTRIA	293,789.10	130,205	5,972,503	141,096
	BRAZIL	20,020.00	38,708	1,775,536	41,882
	CYPRUS	1,526,361.00	837,857	38,432,501	860,789
	FRANCE	38,000.00	266,062	12,204,264	291,857
	GERMANY	1,222,842.42	2,838,549	130,204,243	3,083,669
	HONG KONG, CHINA	3,649.00	3,180	145,867	3,374
	INDONESIA	52,343.00	20,797	953,958	21,889
	IRAN, ISLAMIC REP. OF	5,366.00	1,848	84,768	1,897
	ISRAEL	878,528.00	1,718,905	78,846,172	1,790,263
	ITALY	1,649.60	2,038	93,483	2,202
	JAPAN	11,886.46	14,993	687,729	15,776
	MALAYSIA	129,005.12	170,229	7,808,404	179,061
	NETHERLANDS	191,976.00	223,419	10,248,230	240,887
	PEOPLE'S REPUBLIC OF CHINA	34,020.00	26,973	1,237,252	28,973
	REPUBLIC OF KOREA	29,091.17	12,720	583,467	13,592
	SINGAPORE	216,927.98	176,165	8,080,689	190,110
	SPAIN	2,361.60	1,848	84,768	1,926
	SWITZERLAND	4,621.23	1,565	71,787	1,609
	THAILAND	177,165.40	164,637	7,551,899	170,045
	TURKEY	214,292.80	153,068	7,021,229	163,285
	UNITED ARAB EMIRATES, N.E.S.	30,472.90	28,215	1,294,222	29,993
	UNITED STATES OF AMERICA	502,817.76	316,802	14,531,707	349,183
200929	Grapefruit juice, unfermented and not containing added spirit, whether or not containing added sugar or other sweetening matter	712,855.98	811,741	37,234,559	857,496
	AUSTRALIA	69,930.00	50,429	2,313,178	52,669
	CYPRUS	53,456.00	88,477	4,058,440	93,537
	HONG KONG, CHINA	2,165.31	6,943	318,475	7,139
	ISRAEL	60,947.00	95,768	4,392,878	98,463
	ITALY	87,848.00	52,264	2,397,350	55,809
	REPUBLIC OF KOREA	9,291.00	5,704	261,642	6,209
	SINGAPORE	5,580.00	7,111	326,182	7,417
	UNITED STATES OF AMERICA	423,638.67	505,045	23,166,414	536,253
200931	Juice of any other single citrus fruit, of a Brix value not exceeding 20	596,694.05	248,763	11,410,760	267,352
	AUSTRALIA	440.00	2,416	110,822	2,521
	INDONESIA	155,794.05	44,400	2,036,628	49,574
	REPUBLIC OF KOREA	76,464.00	25,400	1,165,098	26,816
	UNITED STATES OF AMERICA	89,386.00	68,274	3,131,729	75,817
	VIETNAM	274,610.00	108,273	4,966,483	112,624
200939	Juice of any other single citrus fruit, unfermented and not containing added spirit, whether or not containing added sugar or other sweetening matter	749,442.23	613,249	28,129,732	661,785
	AUSTRALIA	430.00	1,657	76,007	2,590
	AUSTRIA	757.00	688	31,559	727
	ECUADOR	22.00	58	2,660	66
	GERMANY	2,467.06	5,035	230,956	5,388
	GUAM	3.00	6,363	291,871	6,369
	INDONESIA	106,277.50	33,750	1,548,113	36,496
	ISRAEL	6,349.00	18,538	850,338	19,632
	JAPAN	559.52	330	15,137	350
	NETHERLANDS	1,193.18	7,663	351,501	12,284
	NEW ZEALAND	33.00	92	4,220	104

TABLE 8 - Continued

PSCC CODE	COMMODITY AND COUNTRY OF ORIGIN	GROSS WEIGHT (GK)	FOB VALUE		CIF
			DOLLARS	PESOS	DOLLARS
	REPUBLIC OF KOREA	22,349.00	9,282	425,765	10,062
	SINGAPORE	18,703.25	9,789	449,022	10,322
	TAIWAN (REP. OF CHINA)	10,485.41	3,953	181,324	4,192
	THAILAND	21,320.00	44,213	2,028,050	46,697
	TURKEY	23,386.00	60,381	2,769,676	68,065
	UK OF GREAT BRITAIN AND N. IRELAND	480,490.00	367,532	16,858,693	388,691
	UNITED ARAB EMIRATES, N.E.S.	258.43	840	38,531	875
	UNITED STATES OF AMERICA	54,358.88	43,085	1,976,309	48,875
200941	Pineapple juice, of a Brix value not exceeding 20	806,598.00	497,555	22,822,848	516,045
	FRANCE	2,755.00	568	26,054	617
	UNITED STATES OF AMERICA	803,843.00	496,987	22,796,794	515,428
200949	Pineapple juice, unfermented and not containing added spirit, whether or not containing added sugar or other sweetening matter	1,025,810.78	1,862,744	85,444,068	1,949,819
	AUSTRALIA	1,134.00	872	39,999	925
	CYPRUS	3,970.00	2,589	118,757	2,737
	IRAN, ISLAMIC REP. OF	3,534.00	1,095	50,228	1,127
	ITALY	766.00	2,767	126,922	3,708
	JAPAN	2,194.09	3,041	139,491	3,276
	PEOPLE'S REPUBLIC OF CHINA	34,020.00	26,973	1,237,252	28,510
	REPUBLIC OF KOREA	5,421.00	900	41,283	1,061
	SINGAPORE	40,770.04	28,279	1,297,158	30,951
	TAIWAN (REP. OF CHINA)	27,994.73	20,087	921,391	22,497
	THAILAND	806,071.00	1,688,275	77,441,174	1,757,443
	TURKEY	34,287.00	24,569	1,126,980	25,568
	UNITED ARAB EMIRATES, N.E.S.	48,288.92	57,397	2,632,800	65,698
	VIETNAM	17,360.00	5,900	270,633	6,318
200950	Tomato juice, unfermented and not containing added spirit, whether or not containing added sugar or other sweetening matter	346,262.62	204,413	9,376,425	224,150
	AUSTRALIA	1,104.00	1,606	73,667	1,702
	AUSTRIA	73,005.58	30,547	1,401,191	33,196
	FRANCE	2,158.42	2,072	95,043	2,348
	GERMANY	48,785.30	39,048	1,791,132	42,515
	GUAM	103.00	1,167	53,530	1,306
	JAPAN	546.33	338	15,504	349
	REPUBLIC OF KOREA	76,531.20	29,973	1,374,862	32,240
	SPAIN	936.00	546	25,045	588
	TAIWAN (REP. OF CHINA)	24,567.00	8,550	392,189	8,931
	THAILAND	359.50	984	45,136	1,021
	TURKEY	31,954.06	19,436	891,529	20,971
	UNITED STATES OF AMERICA	86,212.23	70,146	3,217,597	78,983
200961	Grape juice, of a Brix value not exceeding 20	88,613.94	64,787	2,971,780	68,517
	AUSTRALIA	27,224.94	17,853	818,917	18,910
	MALAYSIA	9,065.00	9,464	434,114	10,003
	SPAIN	52,324.00	37,470	1,718,749	39,604
200969	Grape juice, unfermented and not containing added spirit, whether or not containing added sugar or other sweetening matter	5,222,302.64	4,063,872	186,409,807	4,325,584
	ARGENTINA	23,319.00	28,799	1,321,010	31,184
	AUSTRALIA	46,741.00	32,067	1,470,913	34,296
	BELGIUM	1,882,780.20	956,252	43,863,279	1,037,717
	BRAZIL	1,956.50	4,475	205,268	4,748
	CANADA	18,496.00	11,789	540,761	12,460
	CHILE	91,540.00	428,480	19,654,378	441,381
	CYPRUS	90,204.00	49,491	2,270,152	51,474
	FRANCE	11,687.48	11,455	525,441	11,769
	GERMANY	3,392.40	2,812	128,986	2,889
	HONG KONG, CHINA	21,600.00	101,100	4,637,457	105,589
	INDONESIA	253,183.22	76,925	3,528,550	78,822
	IRAN, ISLAMIC REP. OF	6,257.00	2,088	95,777	2,133
	ISRAEL	18,427.00	38,216	1,752,968	40,394
	ITALY	4,794.20	17,837	818,183	18,859
	JAPAN	7,203.50	5,345	245,175	11,183

TABLE 8 - Continued

PSCC CODE	COMMODITY AND COUNTRY OF ORIGIN	GROSS WEIGHT (GK)	FOB VALUE		CIF
			DOLLARS	PESOS	DOLLARS
	MALAYSIA	26,524.00	23,394	1,073,083	24,461
	NETHERLANDS	24,777.51	32,439	1,487,977	35,696
	PEOPLE'S REPUBLIC OF CHINA	1,512.00	915	41,971	986
	REPUBLIC OF KOREA	49,997.83	16,839	772,405	17,943
	SINGAPORE	75,846.74	55,652	2,552,757	58,262
	SOUTH AFRICA, REP. OF	779,214.99	888,049	40,734,807	930,564
	SPAIN	42,100.36	31,998	1,467,748	34,084
	TAIWAN (REP. OF CHINA)	15,230.82	7,352	337,236	7,613
	THAILAND	83,373.25	90,806	4,165,271	93,866
	TURKEY	35,083.00	25,785	1,182,758	26,391
	UNITED STATES OF AMERICA	1,607,060.64	1,123,512	51,535,496	1,210,820
200971	Apple juice, of a Brix value not exceeding 20	75,710.58	57,926	2,657,066	61,224
	AUSTRALIA	52,604.06	34,496	1,582,332	36,538
	FRANCE	5,756.52	5,568	255,404	5,719
	MALAYSIA	14,245.00	14,872	682,179	15,719
	THAILAND	3,105.00	2,990	137,151	3,248
200979	Apple juice, unfermented and not containing added spirit, whether or not containing added sugar or other sweetening matter	5,924,098.63	4,409,290	202,254,132	4,747,951
	AUSTRALIA	303,914.72	230,344	10,565,879	240,335
	AUSTRIA	157,917.82	64,713	2,968,386	70,115
	BELARUS (BYELORUSSIAN S.S.R.)	35,532.00	17,220	789,881	17,508
	BELGIUM	99,240.12	47,042	2,157,817	48,865
	BRAZIL	17,608.50	22,376	1,026,387	22,974
	CYPRUS	82,908.00	45,875	2,104,286	47,666
	GERMANY	110,912.81	62,355	2,860,224	68,060
	HONG KONG, CHINA	1,717.17	4,229	193,984	4,348
	INDONESIA	1,267.00	462	21,192	475
	IRAN, ISLAMIC REP. OF	6,162.00	2,309	105,914	2,489
	ISRAEL	165,835.00	317,200	14,549,964	338,420
	JAPAN	3,875.67	6,321	289,944	6,742
	MALAYSIA	2,445.00	1,563	71,695	1,669
	NETHERLANDS	84,581.87	83,012	3,807,760	93,787
	NEW ZEALAND	19,224.00	23,333	1,070,285	26,723
	PEOPLE'S REPUBLIC OF CHINA	621,116.85	795,118	36,472,063	830,087
	POLAND	37,863.00	29,604	1,357,935	32,011
	REPUBLIC OF KOREA	9,824.00	7,011	321,595	7,298
	SINGAPORE	129,120.55	96,767	4,438,702	103,105
	SOUTH AFRICA, REP. OF	407,470.40	137,737	6,317,996	151,289
	SPAIN	1,872.00	1,085	49,769	1,142
	TAIWAN (REP. OF CHINA)	516,686.50	359,699	16,499,393	371,702
	THAILAND	17,550.00	16,900	775,203	16,956
	TURKEY	147,639.00	96,559	4,429,161	103,341
	UK OF GREAT BRITAIN AND N. IRELAND	7,962.31	6,589	302,238	7,303
	UNITED STATES OF AMERICA	2,933,852.34	1,933,867	88,706,479	2,133,541
200980	Juice of any other single fruit or vegetable, unfermented and not containing added spirit, whether or not containing added sugar or other sweetening matter	2,974,260.26	2,951,471	135,383,974	3,091,148
	AUSTRALIA	91,630.00	75,514	3,463,827	79,532
	AUSTRIA	101,096.01	44,215	2,028,142	48,080
	CANADA	55,578.00	28,962	1,328,487	29,436
	CYPRUS	3,455.00	2,253	103,345	2,382
	DEMOCRATIC PEOPLE'S REP. OF KOREA	61,082.00	37,110	1,702,236	38,839
	FRANCE	4,036.44	2,342	107,427	2,666
	GERMANY	58,134.25	81,393	3,733,497	86,171
	GUAM	2,207.00	5,915	271,321	6,379
	INDIA	2,889.70	4,001	183,526	4,244
	INDONESIA	31,205.00	15,788	724,195	16,852
	ISRAEL	3,126.00	6,341	290,862	6,715
	JAPAN	21,955.43	88,889	4,077,339	93,910
	MALAYSIA	71,399.00	56,565	2,594,636	58,546
	NETHERLANDS	1,825.25	2,731	125,271	3,264
	NEW ZEALAND	59,836.58	526,398	24,145,876	541,576
	PEOPLE'S REPUBLIC OF CHINA	14,608.00	20,223	927,628	27,678
	REPUBLIC OF KOREA	287,508.65	113,296	5,196,888	121,496
	SINGAPORE	360,800.19	192,479	8,829,012	206,228
	SPAIN	9,558.10	6,343	290,954	6,977
	SWITZERLAND	151.20	315	14,449	342

TABLE 8 - Continued

PSCC CODE	COMMODITY AND COUNTRY OF ORIGIN	GROSS WEIGHT (GK)	FOB VALUE		CIF DOLLARS
			DOLLARS	PESOS	
	TAIWAN (REP. OF CHINA)	60,078.69	27,936	1,281,424	29,253
	THAILAND	392,016.63	309,845	14,212,590	315,774
	TURKEY	30,173.30	19,327	886,529	19,983
	UK OF GREAT BRITAIN AND N. IRELAND	134,733.97	101,709	4,665,392	112,866
	UNITED ARAB EMIRATES, N.E.S.	32,472.90	28,215	1,294,222	30,096
	UNITED STATES OF AMERICA	824,246.97	1,051,462	48,230,563	1,095,158
	VIETNAM	258,456.00	101,904	4,674,336	106,705
200990	Mixtures of juices, unfermented and not containing added spirit, whether or not containing added sugar or other sweetening matter	12,361,142.31	10,435,760	478,688,311	11,289,275
	AUSTRALIA	184,222.52	150,607	6,908,343	159,590
	AUSTRIA	27,906.00	12,214	560,256	13,401
	BELGIUM	6,940.08	1,996	91,556	2,085
	CANADA	4,772.00	4,758	218,249	4,764
	CYPRUS	4,469.00	2,914	133,665	3,081
	EGYPT ARAB REPUBLIC	20,267.40	5,538	254,028	5,765
	FRANCE	196,544.72	207,646	9,524,722	223,845
	GERMANY	23,228.00	9,302	426,683	11,139
	GUAM	2,000.00	3,232	148,252	3,334
	HONG KONG, CHINA	99,567.50	26,626	1,221,335	27,081
	INDIA	23,340.12	19,922	913,822	20,733
	INDONESIA	212,648.25	76,974	3,530,798	79,035
	IRAN, ISLAMIC REP. OF	10,442.00	3,130	143,573	3,400
	ISRAEL	2,742.00	6,240	286,229	6,608
	JAPAN	5,902.20	9,007	413,151	9,885
	MALAYSIA	22,913.03	19,199	880,658	20,190
	NETHERLANDS	69,034.75	73,571	3,374,702	82,037
	NEW ZEALAND	75,396.99	82,806	3,798,311	93,289
	PAKISTAN, ISLAMIC REP. OF	923.00	540	24,770	556
	PEOPLE'S REPUBLIC OF CHINA	63,653.30	103,337	4,740,068	105,714
	REPUBLIC OF KOREA	1,383,130.02	622,606	28,558,937	656,269
	SINGAPORE	334,311.86	351,770	16,135,690	367,361
	SOUTH AFRICA, REP. OF	852,720.25	337,343	15,473,923	364,420
	SPAIN	3,797.00	2,792	128,069	3,131
	SWITZERLAND	25,599.35	17,504	802,909	19,919
	TAIWAN (REP. OF CHINA)	562,914.41	193,512	8,876,395	204,032
	THAILAND	3,325,023.57	3,644,146	167,156,977	3,765,574
	TURKEY	123,744.74	83,638	3,836,475	88,361
	UK OF GREAT BRITAIN AND N. IRELAND	21,061.28	16,317	748,461	17,273
	UNITED STATES OF AMERICA	4,652,431.97	4,331,677	198,694,024	4,911,311
	VIETNAM	19,495.00	14,896	683,280	16,092
21	Miscellaneous edible preparations	368,991,461.81	1,130,645,738	51,862,720,013	1,170,654,343
2101	Extracts, essences and concentrates, of coffee, tea or mate and preparations with a basis of these products or with a basis of coffee, tea or mate; roasted chicory and other roasted coffee substitutes, and extracts, essences and concentrates thereof.	109,994,153.56	306,970,725	14,080,747,160	316,168,917
210111	Extracts, essences and concentrates, of coffee	31,117,937.89	101,310,217	4,647,099,655	104,144,716
	AUSTRALIA	367.00	1,051	48,209	1,116
	BRAZIL	7,938.00	3,312	151,921	3,318
	COLOMBIA	5,053.00	33,635	1,542,837	33,724
	FRANCE	5,927.00	82,001	3,761,386	82,093
	GERMANY	16,697.80	151,901	6,967,699	161,396
	GUAM	4.00	4,016	184,214	4,253
	HONG KONG, CHINA	23,555.00	18,745	859,833	19,938
	INDONESIA	18,200,932.45	44,818,642	2,055,831,108	46,703,021
	ITALY	8,252.00	55,089	2,526,933	56,080
	JAPAN	17,466.35	47,926	2,198,366	52,707
	MALAYSIA	1,610,855.27	10,088,322	462,751,331	10,286,358
	MYANMAR, UNION OF (BURMA)	14,959.00	4,780	219,259	5,052
	NETHERLANDS	13,080.00	7,165	328,659	7,192
	PEOPLE'S REPUBLIC OF CHINA	3,687,791.00	18,247,374	837,007,046	18,551,438
	POLAND	92.00	112	5,137	117
	REPUBLIC OF KOREA	366,715.85	1,347,854	61,826,062	1,391,626
	SINGAPORE	75,714.09	320,084	14,682,253	323,495
	SWITZERLAND	2,737.00	18,906	867,218	19,983
	TAIWAN (REP. OF CHINA)	60,419.26	42,989	1,971,905	45,172
	THAILAND	245,551.22	598,846	27,469,067	612,285
	UK OF GREAT BRITAIN AND N. IRELAND	21,215.83	128,727	5,904,708	146,331

TABLE 8 - Continued

PSCC CODE	COMMODITY AND COUNTRY OF ORIGIN	GROSS WEIGHT (GK)	FOB VALUE		CIF DOLLARS
			DOLLARS	PESOS	
	UNITED STATES OF AMERICA	339,137.12	175,713	8,059,955	188,501
	VIETNAM	6,393,477.65	25,113,027	1,151,934,549	25,449,520
210112	Extracts, preparations with a basis of these extracts, essences or concentrates or with a basis of coffee	72,942,683.37	188,192,179	8,632,375,252	193,981,411
	AUSTRALIA	1,926.00	2,050	94,034	2,161
	FRANCE	255.42	1,630	74,768	1,675
	GERMANY	2,852.00	22,247	1,020,470	24,283
	HONG KONG, CHINA	2,095.00	2,541	116,556	2,550
	INDONESIA	66,670,889.88	172,223,717	7,899,901,899	177,559,312
	ITALY	246,100.00	131,104	6,013,740	147,160
	MALAYSIA	920,595.31	4,835,024	221,782,551	4,995,107
	PEOPLE'S REPUBLIC OF CHINA	228,300.00	1,017,536	46,674,376	1,034,809
	REPUBLIC OF KOREA	110,567.92	147,855	6,782,108	151,884
	SINGAPORE	39,244.98	204,951	9,401,103	215,196
	TAIWAN (REP. OF CHINA)	3,162.00	4,476	205,314	5,012
	THAILAND	2,439,112.49	5,944,631	272,680,224	6,100,698
	UK OF GREAT BRITAIN AND N. IRELAND	3,370.70	9,619	441,224	10,192
	UNITED ARAB EMIRATES, N.E.S.	12,252.00	11,611	532,597	13,384
	UNITED STATES OF AMERICA	121,188.32	166,569	7,640,520	171,875
	VIETNAM	2,140,771.35	3,466,618	159,013,768	3,546,113
210120	Extracts, essences and concentrates, of tea or mate and preparations with a basis of these extracts, essences or concentrates or with a basis of tea or mate	5,896,585.76	17,416,713	798,904,627	17,987,346
	AUSTRALIA	764.71	6,487	297,558	7,207
	AUSTRIA	36,239.43	14,071	645,437	15,371
	CHILE	25,200.00	274,320	12,583,058	281,831
	DENMARK	195.11	7,626	349,805	7,986
	GERMANY	69,602.53	995,084	45,644,503	1,045,805
	GUAM	9.00	10,593	485,901	10,607
	HONG KONG, CHINA	38,467.00	19,773	906,988	21,229
	INDIA	330,833.72	1,838,261	84,321,032	1,897,697
	INDONESIA	376,284.54	1,654,878	75,909,255	1,713,590
	JAPAN	10,122.40	17,952	823,459	19,340
	MALAYSIA	60,656.95	97,923	4,491,728	102,456
	NETHERLANDS	157,420.59	2,771,874	127,145,860	2,847,655
	PEOPLE'S REPUBLIC OF CHINA	286,192.00	525,635	24,110,878	543,865
	REPUBLIC OF KOREA	111,680.09	100,652	4,616,907	103,740
	SINGAPORE	62,709.25	117,125	5,372,524	123,739
	SRI LANKA (CEYLON)	23,130.50	22,940	1,052,258	24,334
	SWITZERLAND	9,125.00	15,763	723,049	16,606
	TAIWAN (REP. OF CHINA)	2,668,734.66	1,186,998	54,447,598	1,231,464
	THAILAND	70,740.26	108,339	4,969,510	112,702
	TURKS AND CAICOS ISLANDS	461.00	138	6,330	147
	UK OF GREAT BRITAIN AND N. IRELAND	2,877.28	17,176	787,863	18,446
	UNITED ARAB EMIRATES, N.E.S.	25.00	100	4,587	110
	UNITED STATES OF AMERICA	1,543,864.74	7,573,051	347,375,849	7,798,759
	VIETNAM	11,250.00	39,954	1,832,690	42,660
210130	Roasted chicory and other roasted coffee substitutes, and extracts, essences and concentrates thereof	36,946.54	51,616	2,367,626	55,444
	GERMANY	2,747.69	18,291	839,008	20,442
	ITALY	13,499.96	15,309	702,224	15,903
	JAPAN	36.00	379	17,385	432
	NETHERLANDS	1,027.00	2,785	127,748	2,861
	SINGAPORE	11,605.89	5,984	274,486	6,153
	UNITED STATES OF AMERICA	8,030.00	8,868	406,775	9,653
2102	Yeast (active or inactive); other single-cell micro-organisms, dead (but not including vaccines of heading 30.02); prepared baking powders.	13,680,223.96	29,928,044	1,372,799,379	31,061,997
210210	Active yeasts	12,942,598.15	28,195,951	1,293,348,274	29,260,222
	AUSTRALIA	1,042.35	4,390	201,369	4,517
	BELGIUM	412,838.00	1,206,621	55,347,705	1,240,943
	CROATIA	6,366.00	117,000	5,366,790	122,512
	ESTONIA	506.00	1,164	53,393	1,692
	FRANCE	2,077,075.80	5,522,329	253,309,231	5,757,345
	GERMANY	18,786.87	55,068	2,525,969	56,785

TABLE 8 - Continued

PSCC CODE	COMMODITY AND COUNTRY OF ORIGIN	GROSS WEIGHT (GK)	FOB VALUE		CIF DOLLARS
			DOLLARS	PESOS	
	HONG KONG, CHINA	6,503.00	10,667	489,295	11,070
	INDONESIA	364.00	895	41,053	1,281
	ITALY	1,202.00	5,182	237,699	5,445
	JAPAN	5,450.00	14,850	681,170	15,248
	MALAYSIA	31,414.72	45,222	2,074,333	47,796
	NETHERLANDS	99,804.80	290,402	13,320,740	299,045
	PEOPLE'S REPUBLIC OF CHINA	9,699,875.60	20,112,499	922,560,329	20,842,072
	REPUBLIC OF KOREA	2,808.76	2,515	115,363	2,606
	SINGAPORE	15,752.27	58,271	2,672,891	64,593
	SWITZERLAND	314.00	5,790	265,588	6,024
	THAILAND	17,401.00	10,255	470,397	10,906
	TURKEY	90,300.00	215,995	9,907,691	221,795
	UK OF GREAT BRITAIN AND N. IRELAND	11,468.00	34,082	1,563,342	35,556
	UNITED STATES OF AMERICA	21,561.48	40,315	1,849,249	42,193
	VIETNAM	421,763.50	442,439	20,294,677	470,798
210220	Inactive yeasts; other single-cell micro-organisms, dead (but not including vaccines of heading No. 30.02)	431,884.50	1,457,298	66,846,258	1,511,265
	ANDORRA	5,605.00	19,130	877,493	19,165
	BELGIUM	56,956.25	187,143	8,584,249	192,865
	CANADA	2,066.00	27,157	1,245,692	28,000
	ESTONIA	53,854.00	181,307	8,316,552	190,335
	FINLAND	12,480.00	36,537	1,675,952	36,618
	FRANCE	67,837.70	623,451	28,597,697	653,179
	GERMANY	81,708.00	178,588	8,191,832	180,738
	NETHERLANDS	67.00	377	17,293	398
	PEOPLE'S REPUBLIC OF CHINA	122,797.00	43,205	1,981,813	45,204
	SINGAPORE	4,834.00	46,800	2,146,716	48,764
	TAIWAN (REP. OF CHINA)	2,021.00	31,360	1,438,483	32,540
	UNITED STATES OF AMERICA	21,658.55	82,243	3,772,486	83,459
210230	Prepared baking powders	305,741.31	274,795	12,604,847	290,510
	FRANCE	15,624.00	36,602	1,678,934	39,094
	GERMANY	8,832.63	22,666	1,039,689	24,762
	HONG KONG, CHINA	2,994.00	2,000	91,740	2,114
	MALAYSIA	15,054.88	17,556	805,294	17,761
	NETHERLANDS	12,713.00	42,107	1,931,448	43,581
	PEOPLE'S REPUBLIC OF CHINA	97,580.00	52,042	2,387,167	53,989
	SINGAPORE	2,910.62	12,111	555,532	15,690
	TAIWAN (REP. OF CHINA)	635.04	227	10,412	254
	UNITED STATES OF AMERICA	149,397.14	89,484	4,104,631	93,265
2103	Sauces and preparations therefor; mixed condiments and mixed seasonings; mustard flour and meal and prepared mustard.	63,234,728.38	115,635,520	5,304,201,305	120,287,956
210310	Soya sauce	5,228,582.48	5,675,853	260,351,378	6,869,986
	AUSTRALIA	450.00	334	15,321	353
	HONG KONG, CHINA	295,487.84	159,919	7,335,485	164,746
	INDIA	157.18	434	19,908	443
	INDONESIA	211,816.49	262,282	12,030,875	277,238
	JAPAN	528,633.27	242,304	11,114,484	260,880
	MALAYSIA	483,242.60	849,533	38,968,079	868,718
	PEOPLE'S REPUBLIC OF CHINA	1,076,841.01	1,016,329	46,619,011	1,044,026
	REPUBLIC OF KOREA	642,903.12	182,349	8,364,349	192,697
	SINGAPORE	1,647,105.41	2,615,779	119,985,783	3,698,183
	SPAIN	5,929.09	12,076	553,926	12,416
	TAIWAN (REP. OF CHINA)	109,225.30	37,868	1,737,005	42,168
	THAILAND	146,045.00	59,339	2,721,880	60,864
	UK OF GREAT BRITAIN AND N. IRELAND	10,670.73	107,392	4,926,071	110,530
	UNITED STATES OF AMERICA	28,328.84	115,317	5,289,591	119,571
	VIETNAM	41,746.60	14,598	669,610	17,153
210320	Tomato ketchup and other tomato sauces	7,097,196.46	6,362,196	291,833,931	6,747,314
	AUSTRALIA	19,966.00	39,921	1,831,176	41,082
	BELGIUM	1,025.00	2,095	96,098	2,237
	CANADA	848.00	285	13,073	313
	FRANCE	3,555.67	3,668	168,251	3,942
	GERMANY	3,330.00	1,540	70,640	1,841
	HONG KONG, CHINA	6,870.00	5,538	254,028	5,888
	INDIA	249,283.00	127,160	5,832,829	135,251

TABLE 8 - Continued

PSCC CODE	COMMODITY AND COUNTRY OF ORIGIN	GROSS WEIGHT (GK)	FOB VALUE		CIF
			DOLLARS	PESOS	DOLLARS
	INDONESIA	432,911.82	407,164	18,676,613	467,496
	ITALY	651,950.41	480,230	22,028,150	499,800
	JAPAN	18,800.07	4,695	215,360	5,044
	MALAYSIA	1,186.00	714	32,751	732
	MEXICO	31,803.73	40,787	1,870,900	42,270
	PEOPLE'S REPUBLIC OF CHINA	147,911.00	197,708	9,068,866	206,432
	REPUBLIC OF KOREA	55,263.17	21,629	992,122	22,601
	SOUTH AFRICA, REP. OF	107.00	1,600	73,392	1,645
	SPAIN	119,364.00	91,153	4,181,188	100,263
	THAILAND	19,953.96	16,391	751,855	18,686
	TURKEY	782.40	1,208	55,411	1,242
	UK OF GREAT BRITAIN AND N. IRELAND	1,697.30	2,328	106,785	2,581
	UNITED ARAB EMIRATES, N.E.S.	227,550.00	153,440	7,038,293	161,959
	UNITED STATES OF AMERICA	5,097,805.12	4,758,908	218,291,110	5,021,687
	VIETNAM	5,232.81	4,034	185,040	4,322
210330	Mustard flour and meal and prepared mustard	343,837.04	447,617	20,532,191	498,590
	AUSTRALIA	4,488.89	15,543	712,957	16,185
	BELGIUM	459.00	504	23,118	532
	CANADA	81,282.00	155,892	7,150,766	182,697
	FRANCE	56,336.22	64,605	2,963,431	68,828
	GERMANY	14,300.50	3,465	158,940	4,505
	HONG KONG, CHINA	1,332.00	1,210	55,503	1,284
	PEOPLE'S REPUBLIC OF CHINA	9,670.54	5,852	268,431	6,029
	REPUBLIC OF KOREA	21,335.41	8,957	410,858	9,418
	SINGAPORE	4,100.00	1,605	73,621	1,696
	SWITZERLAND	5,911.40	15,000	688,050	15,796
	TAIWAN (REP. OF CHINA)	6,993.00	2,278	104,492	2,408
	UNITED STATES OF AMERICA	137,628.08	172,706	7,922,024	189,212
210390	Other sauces and preparations thereof; mixed condiments and mixed seasonings; mustard flour and meal and prepared mustard	50,565,112.40	103,149,854	4,731,483,805	106,172,066
	ALBANIA	4,343.18	24,968	1,145,282	26,321
	AUSTRALIA	36,739.06	163,061	7,479,607	173,135
	AUSTRIA	1,532.00	2,744	125,867	4,007
	BELGIUM	28,428.20	31,900	1,463,253	33,509
	CANADA	24,713.58	99,618	4,569,478	107,393
	FRANCE	17,487.47	137,739	6,318,088	142,612
	GERMANY	112,626.19	396,111	18,169,611	413,438
	GUAM	54,141.69	71,919	3,298,924	74,456
	HONG KONG, CHINA	312,084.28	404,045	18,533,545	412,865
	HUNGARY	294.00	6,580	301,825	8,573
	INDIA	157,949.73	93,118	4,271,323	103,320
	INDONESIA	566,927.90	1,105,909	50,728,046	1,138,084
	ITALY	267,778.37	376,093	17,251,387	396,862
	JAMAICA (EXCLUDES CAYMAN IS., TURKS, CAICOS)	792.00	7,427	340,676	7,850
	JAPAN	1,110,798.00	867,269	39,781,629	920,230
	MALAYSIA	1,994,174.87	3,775,116	173,164,571	3,900,494
	MEXICO	12,980.00	14,620	670,619	15,683
	NETHERLANDS	22,730.00	176,077	8,076,652	186,149
	NEW ZEALAND	16,281.00	27,001	1,238,535	30,066
	PAKISTAN, ISLAMIC REP. OF	15,866.00	33,710	1,546,278	34,256
	PEOPLE'S REPUBLIC OF CHINA	24,652,562.31	35,338,642	1,620,983,509	36,232,411
	REPUBLIC OF KOREA	1,085,675.81	1,557,112	71,424,727	1,617,868
	SINGAPORE	654,657.34	2,431,379	111,527,354	2,675,131
	SOUTH AFRICA, REP. OF	68,107.00	377,894	17,333,998	394,338
	SPAIN	7,818.87	21,911	1,005,058	22,773
	SWITZERLAND	133,047.82	404,117	18,536,847	427,112
	TAIWAN (REP. OF CHINA)	798,237.29	328,341	15,061,003	350,817
	THAILAND	13,424,442.43	45,490,650	2,086,656,116	46,256,014
	TURKEY	31,794.00	58,038	2,662,203	63,915
	UK OF GREAT BRITAIN AND N. IRELAND	276,758.13	1,498,698	68,745,278	1,582,231
	UNITED STATES OF AMERICA	3,367,078.07	5,802,001	266,137,786	6,319,488
	VIETNAM	1,306,265.81	2,026,046	92,934,730	2,100,665
2104	Soups and broths and preparations thereof; homogenised composite food preparations.	3,576,602.78	4,644,954	213,064,041	4,887,506
210410	Soups and broths and preparations thereof	3,426,897.65	4,302,826	197,370,630	4,530,306
	AUSTRALIA	21,548.00	52,190	2,393,955	52,387

TABLE 8 - Continued

PSCC CODE	COMMODITY AND COUNTRY OF ORIGIN	GROSS WEIGHT (GK)	FOB VALUE		CIF DOLLARS
			DOLLARS	PESOS	
	BRAZIL	61,304.00	176,270	8,085,505	179,720
	CANADA	360,004.05	178,911	8,206,648	200,281
	FRANCE	1,135.71	26,404	1,211,152	28,034
	GERMANY	12,754.00	11,716	537,413	12,558
	GUAM	74,648.68	83,746	3,841,429	87,144
	INDIA	2,137.13	1,556	71,374	1,630
	ITALY	1,393.00	2,169	99,492	2,431
	JAPAN	86,114.38	96,375	4,420,721	100,851
	MALAYSIA	527,880.10	1,044,229	47,898,783	1,062,623
	PEOPLE'S REPUBLIC OF CHINA	172,508.43	314,418	14,422,354	324,262
	REPUBLIC OF KOREA	165,526.34	55,423	2,542,254	57,687
	SINGAPORE	307.00	11,221	514,707	11,585
	SPAIN	5,365.80	10,855	497,919	11,210
	SWITZERLAND	29,145.24	45,917	2,106,213	50,599
	TAIWAN (REP. OF CHINA)	21,229.00	9,910	454,572	10,990
	THAILAND	563,119.37	952,871	43,708,193	1,002,451
	UK OF GREAT BRITAIN AND N. IRELAND	29,895.85	21,751	997,719	24,205
	UNITED STATES OF AMERICA	1,290,881.57	1,206,894	55,360,227	1,309,658
210420	Homogenized composite food preparations	149,705.13	342,128	15,693,411	357,200
	GERMANY	8,064.98	27,706	1,270,874	28,741
	MALAYSIA	6,901.98	26,564	1,218,490	27,815
	REPUBLIC OF KOREA	1,955.00	825	37,843	863
	TAIWAN (REP. OF CHINA)	7,884.60	6,850	314,210	7,043
	THAILAND	45,123.00	42,765	1,961,631	44,542
	UK OF GREAT BRITAIN AND N. IRELAND	1,289.64	3,077	141,142	3,282
	UNITED STATES OF AMERICA	78,485.93	234,341	10,749,221	244,914
2105	Ice cream and other edible ice, whether or not containing cocoa.	2,969,270.58	5,726,715	262,684,417	6,035,347
210500	Ice cream and other edible ice, whether or not containing cocoa	2,969,270.58	5,726,715	262,684,417	6,035,347
	AUSTRALIA	4,251.98	15,044	690,068	16,587
	FRANCE	2,334.10	5,030	230,726	7,130
	INDONESIA	829,720.42	2,830,270	129,824,485	2,959,116
	JAPAN	3,607.66	32,500	1,490,775	35,655
	MALAYSIA	501.00	299	13,715	307
	NETHERLANDS	30.00	609	27,935	831
	NEW ZEALAND	23,941.13	122,521	5,620,038	135,626
	PEOPLE'S REPUBLIC OF CHINA	7,494.00	20,785	953,408	22,216
	REPUBLIC OF KOREA	743,707.60	402,665	18,470,244	428,752
	THAILAND	244,179.00	373,402	17,127,950	402,688
	UNITED STATES OF AMERICA	1,109,503.69	1,923,590	88,235,073	2,026,439
2106	Food preparations not elsewhere specified or included.	175,536,482.55	667,739,780	30,629,223,711	692,212,620
210610	Protein concentrates and textured protein substances	22,266,069.05	28,396,682	1,302,555,805	29,500,992
	ARGENTINA	5,008,622.17	3,691,323	169,320,986	3,824,657
	AUSTRALIA	35,323.00	97,696	4,481,316	101,477
	BELGIUM	2,288.00	2,825	129,583	3,118
	BRAZIL	662,917.50	774,419	35,522,600	804,959
	GERMANY	113,852.09	186,510	8,555,214	209,588
	INDIA	2,111,096.39	1,948,459	89,375,814	2,019,085
	IRELAND	78,670.00	833,277	38,222,416	838,383
	ITALY	1,220.00	5,095	233,708	5,432
	JAPAN	10,409.00	125,451	5,754,437	130,720
	MALAYSIA	2,385,515.20	2,123,138	97,388,340	2,200,391
	NETHERLANDS	666,337.00	533,127	24,454,535	545,384
	NEW ZEALAND	16,230.00	15,357	704,426	16,903
	PEOPLE'S REPUBLIC OF CHINA	9,290,442.44	15,246,695	699,365,900	15,780,705
	REPUBLIC OF KOREA	223,725.00	284,593	13,054,281	293,977
	SINGAPORE	275.00	1,823	83,621	1,912
	SWITZERLAND	13,291.00	11,621	533,055	12,283
	TAIWAN (REP. OF CHINA)	246,242.80	92,980	4,264,993	99,423
	THAILAND	972.00	15,048	690,252	15,664
	UNITED STATES OF AMERICA	1,398,640.46	2,407,245	110,420,328	2,596,931
210690	Other preparations not elsewhere specified or included	153,270,413.50	639,343,098	29,326,667,906	662,711,628
	ARGENTINA	55,962.00	46,440	2,130,203	48,602
	AUSTRALIA	5,910,761.11	4,631,303	212,437,871	4,803,177
	AUSTRIA	10,294.00	10,260	470,626	11,145

TABLE 8 - Continued

PSCC CODE	COMMODITY AND COUNTRY OF ORIGIN	GROSS WEIGHT (GK)	FOB VALUE		CIF
			DOLLARS	PESOS	DOLLARS
	BAHRAIN	9,685.00	62,510	2,867,334	70,658
	BANGLADESH	180.00	6,004	275,403	6,173
	BELGIUM	275,182.01	585,985	26,879,132	624,550
	BRAZIL	111,344.30	594,603	27,274,439	644,121
	BRUNEI DARUSSALAM	42.00	1,008	46,237	1,069
	CANADA	2,095,137.62	12,673,066	581,313,537	13,354,791
	CZECH REPUBLIC (CZECHOSLOVAKIA)	13.00	580	26,605	603
	DENMARK	51,325.43	580,862	26,644,139	637,697
	ESTONIA	1,041.00	6,700	307,329	6,889
	FINLAND	4,527.00	8,697	398,931	12,095
	FRANCE	156,317.38	838,652	38,468,968	912,944
	GERMANY	915,930.96	8,107,903	371,909,509	8,352,000
	GUAM	23.00	29,861	1,369,724	30,597
	HONG KONG, CHINA	195,407.09	246,912	11,325,852	263,978
	HUNGARY	357.90	8,653	396,913	13,583
	INDIA	201,528.15	1,701,302	78,038,723	1,758,809
	INDONESIA	11,271,296.34	26,092,935	1,196,882,927	26,684,525
	IRELAND	69,563.10	922,160	42,299,479	953,998
	ISRAEL	16,083.00	87,756	4,025,368	92,669
	ITALY	727,384.15	1,670,334	76,618,220	1,724,272
	JAPAN	492,967.57	2,381,378	109,233,809	2,504,457
	JORDAN	3,236.00	1,581	72,520	1,703
	MALAWI	4,515.00	22,445	1,029,552	23,543
	MALAYSIA	18,016,347.96	42,852,782	1,965,657,112	44,086,100
	MEXICO	51,969.00	77,373	3,549,101	84,853
	NETHERLANDS	3,130,946.86	35,769,884	1,640,764,581	36,457,220
	NETHERLANDS ANTILLES	18,864.75	199,237	9,139,002	204,903
	NEW ZEALAND	322,208.73	3,448,160	158,167,099	3,552,452
	NORWAY	83,925.80	664,235	30,468,460	690,110
	PAKISTAN, ISLAMIC REP. OF	26,905.78	98,620	4,523,699	117,153
	PEOPLE'S REPUBLIC OF CHINA	26,364,872.37	44,887,877	2,059,006,917	46,015,395
	PERU	2,262.00	3,476	159,444	3,618
	POLAND	6,997.84	53,663	2,461,521	76,735
	QATAR	2,749.00	11,845	543,330	13,419
	REPUBLIC OF KOREA	795,516.08	6,369,551	292,171,304	6,588,142
	SAUDI ARABIA	1,346.00	32,579	1,494,399	36,910
	SINGAPORE	14,089,693.42	235,907,101	10,821,058,723	240,545,963
	SPAIN	54,840.16	763,554	35,024,223	792,217
	SRI LANKA (CEYLON)	5,522.00	41,993	1,926,220	45,172
	SWEDEN	1,947.00	6,150	282,101	7,211
	SWITZERLAND	770,247.33	12,124,915	556,169,851	12,662,927
	TAIWAN (REP. OF CHINA)	1,823,389.43	3,442,209	157,894,126	3,642,385
	THAILAND	34,280,003.76	69,647,332	3,194,723,119	71,224,358
	UK OF GREAT BRITAIN AND N. IRELAND	123,239.05	693,994	31,833,505	752,265
	UKRAINE (UKRAINIAN S.S.R.)	12,515.00	41,092	1,884,890	46,295
	UNITED ARAB EMIRATES, N.E.S.	2,225.22	30,626	1,404,815	44,510
	UNITED STATES OF AMERICA	17,108,653.05	98,920,432	4,537,480,216	109,139,433
	URUGUAY	243,790.08	3,303,182	151,516,959	3,368,566
	VIETNAM	13,349,331.72	18,631,346	854,619,839	18,974,668
22	Beverages, spirits and vinegar	517,901,043.13	405,700,094	18,609,463,325	436,439,090
2201	Waters, including natural or artificial mineral waters and aerated waters, not containing added sugar or other sweetening matter nor flavoured; ice and snow.	2,841,223.77	1,031,523	47,315,959	1,134,570
220110	Mineral waters and aerated waters	2,517,092.18	830,694	38,103,934	912,492
	AUSTRALIA	20,121.58	6,047	277,376	6,101
	DEMOCRATIC PEOPLE'S REP. OF KOREA	8,919.00	4,372	200,544	4,585
	FRANCE	1,449,507.87	465,408	21,348,265	519,857
	ITALY	211,751.57	86,934	3,987,663	94,712
	JAPAN	54,737.59	48,275	2,214,374	50,346
	MALAYSIA	6,707.00	3,460	158,710	3,591
	NETHERLANDS	41,629.00	14,629	671,032	15,936
	NEW ZEALAND	19,760.00	10,706	491,084	11,316
	PEOPLE'S REPUBLIC OF CHINA	210.00	410	18,807	595
	REPUBLIC OF KOREA	643,685.54	170,440	7,818,083	182,022
	SINGAPORE	5,353.46	2,814	129,078	3,173
	SPAIN	5,346.03	5,084	233,203	5,488
	TURKEY	49,225.00	11,338	520,074	13,926
	UNITED ARAB EMIRATES, N.E.S.	124.00	206	9,449	233
	UNITED STATES OF AMERICA	14.54	571	26,192	611

TABLE 8 - Continued

PSCC CODE	COMMODITY AND COUNTRY OF ORIGIN	GROSS WEIGHT (GK)	FOB VALUE		CIF
			DOLLARS	PESOS	DOLLARS
220190	Other waters, including natural or artificial mineral waters and aerated waters, not containing added sugar or other sweetening matter nor flavoured; ice and snow	324,131.59	200,829	9,212,025	222,078
	AUSTRALIA	43.41	251	11,513	273
	FIJI	40,000.00	18,459	846,714	20,199
	FRANCE	1,087.79	13,924	638,694	15,977
	GERMANY	4,642.00	5,554	254,762	6,084
	HONG KONG, CHINA	10,000.00	16,360	750,433	17,894
	INDIA	155.07	533	24,449	550
	ITALY	195,278.00	99,081	4,544,845	110,001
	JAPAN	312.02	841	38,577	879
	REPUBLIC OF KOREA	5,320.00	1,597	73,254	1,679
	SINGAPORE	26,646.97	17,202	789,056	19,210
	THAILAND	32.00	92	4,220	98
	UK OF GREAT BRITAIN AND N. IRELAND	2,452.55	5,489	251,780	6,211
	UNITED ARAB EMIRATES, N.E.S.	130.00	216	9,908	244
	UNITED STATES OF AMERICA	38,031.78	21,230	973,820	22,779
2202	Waters, including mineral waters and aerated waters, containing added sugar or other sweetening matter or flavoured, and other non-alcoholic beverages, not including fruit or vegetable juices of heading 20.09.	91,081,016.48	66,107,681	3,032,359,326	69,105,162
220210	Waters, including mineral waters and aerated waters, containing added sugar or other sweetening matter or flavoured	11,740,916.69	9,111,462	417,942,762	9,645,533
	AUSTRALIA	102,887.47	62,532	2,868,343	66,849
	BELGIUM	17,766.00	8,610	394,941	8,954
	CANADA	35,494.47	258,236	11,845,285	269,225
	DEMOCRATIC PEOPLE'S REP. OF KOREA	22,600.00	7,200	330,264	8,088
	FRANCE	234,811.36	131,468	6,030,437	148,076
	HONG KONG, CHINA	10,904.00	7,621	349,575	8,020
	INDIA	78.64	258	11,834	261
	INDONESIA	67,121.64	69,836	3,203,377	73,388
	ITALY	181,588.79	53,007	2,431,431	59,066
	MALAYSIA	507,533.40	323,372	14,833,074	335,054
	NETHERLANDS	3,439.00	2,219	101,786	2,345
	NEW ZEALAND	19,000.00	39,025	1,790,077	42,243
	PEOPLE'S REPUBLIC OF CHINA	84,207.00	25,776	1,182,345	26,292
	REPUBLIC OF KOREA	340,872.45	255,919	11,739,004	265,386
	SINGAPORE	82,783.00	83,102	3,811,889	91,582
	SPAIN	1,397.72	1,778	81,556	1,858
	SWITZERLAND	627.26	1,224	56,145	1,371
	TAIWAN (REP. OF CHINA)	1,446.00	616	28,256	690
	THAILAND	7,595,122.13	5,916,601	271,394,488	6,256,562
	UK OF GREAT BRITAIN AND N. IRELAND	16,531.37	47,005	2,156,120	52,249
	UNITED ARAB EMIRATES, N.E.S.	321,031.96	896,938	41,142,546	935,616
	UNITED STATES OF AMERICA	580,866.03	470,079	21,562,524	496,073
	VIETNAM	1,512,807.00	449,040	20,597,465	496,285
220290	Other waters, including mineral waters and aerated waters, containing added sugar or other sweetening matter or flavoured, and other non-alcoholic beverages, not including fruit or vegetable juices of heading No. 20.09	79,340,099.79	56,996,219	2,614,416,564	59,459,629
	AUSTRALIA	180,762.10	206,172	9,457,110	210,752
	BELGIUM	177,660.00	86,100	3,949,407	90,071
	BRAZIL	23,688.00	84,736	3,886,840	87,941
	BULGARIA	268.30	1,891	86,740	1,945
	CANADA	72,138.57	43,712	2,005,070	47,719
	DEMOCRATIC PEOPLE'S REP. OF KOREA	4,946.00	1,443	66,190	1,572
	DENMARK	406,697.10	259,520	11,904,182	295,485
	FRANCE	30,393.56	48,873	2,241,805	51,184
	GERMANY	181,620.24	93,142	4,272,423	99,563
	GUAM	20,615.00	21,334	978,591	22,568
	HONG KONG, CHINA	430,886.02	318,056	14,589,229	326,865
	INDIA	4,008.05	5,205	238,753	5,672
	INDONESIA	1,222,989.63	906,629	41,587,072	939,556
	IRAN, ISLAMIC REP. OF	170.00	345	15,825	410
	ISRAEL	22,280.00	17,513	803,321	19,714
	ITALY	57,772.36	57,698	2,646,607	62,424
	JAPAN	10,172.68	14,281	655,070	14,783
	MALAYSIA	3,435,240.60	2,486,543	114,057,728	2,584,974

TABLE 8 - Continued

PSCC CODE	COMMODITY AND COUNTRY OF ORIGIN	GROSS WEIGHT (GK)	FOB VALUE		CIF DOLLARS
			DOLLARS	PESOS	
	MEXICO	28,000.00	52,560	2,410,927	54,042
	NETHERLANDS	281,210.70	1,144,796	52,511,793	1,164,562
	NEW ZEALAND	1,530,602.35	1,103,818	50,632,132	1,148,478
	PEOPLE'S REPUBLIC OF CHINA	5,141,090.81	2,883,619	132,271,603	3,024,832
	POLAND	111,400.00	77,314	3,546,393	80,270
	PORTUGAL	8,000.00	6,720	308,246	7,719
	REPUBLIC OF KOREA	1,194,680.05	967,840	44,394,821	1,008,761
	SINGAPORE	283,356.05	747,570	34,291,036	777,174
	SOUTH AFRICA, REP. OF	5,975.06	1,718	78,805	1,865
	SPAIN	9,972.30	5,353	245,542	5,596
	SWITZERLAND	258.00	1,260	57,796	1,438
	TAIWAN (REP. OF CHINA)	489,262.50	208,658	9,571,142	219,960
	THAILAND	57,983,883.05	40,279,272	1,847,610,207	41,980,335
	UK OF GREAT BRITAIN AND N. IRELAND	13,791.27	17,271	792,221	18,474
	UNITED ARAB EMIRATES, N.E.S.	266,452.68	717,866	32,928,513	758,160
	UNITED STATES OF AMERICA	2,239,638.12	2,998,739	137,552,157	3,136,636
	URUGUAY	1,678.00	33,013	1,514,306	33,340
	VIETNAM	3,468,540.64	1,095,639	50,256,961	1,174,789
2203	Beer made from malt.	4,284,477.64	2,453,256	112,530,850	2,637,724
220300	Beer made from malt	4,284,477.64	2,453,256	112,530,850	2,637,724
	ARGENTINA	7,667.00	8,094	371,272	9,407
	AUSTRALIA	45,507.92	82,008	3,761,707	86,023
	BELGIUM	503,749.80	161,264	7,397,180	179,649
	CZECH REPUBLIC (CZECHOSLOVAKIA)	53,009.99	69,676	3,196,038	72,236
	DENMARK	43,232.00	24,292	1,114,274	28,219
	FRANCE	1,555.00	939	43,072	1,214
	GERMANY	606,576.37	247,798	11,366,494	267,425
	GUAM	738.00	1,746	80,089	1,857
	HONG KONG, CHINA	29,681.00	48,590	2,228,823	66,062
	INDONESIA	57,094.00	35,707	1,637,880	39,036
	IRELAND	69,355.00	24,212	1,110,604	25,798
	ITALY	1,237.00	2,183	100,134	2,386
	JAPAN	16,240.00	54,308	2,491,108	55,438
	MALAYSIA	3,562.00	2,716	124,583	2,985
	MEXICO	566,076.00	411,343	18,868,303	430,374
	NETHERLANDS	140,345.80	89,987	4,127,704	96,346
	NEW ZEALAND	2,400.00	2,400	110,088	2,893
	PANAMA	32,870.00	22,560	1,034,827	22,646
	PEOPLE'S REPUBLIC OF CHINA	347,970.00	132,906	6,096,398	143,130
	PORTUGAL	4,619.27	2,628	120,546	2,976
	REPUBLIC OF KOREA	117,925.70	81,945	3,758,817	88,121
	SINGAPORE	914,195.35	324,338	14,877,384	344,292
	SPAIN	86,601.89	74,553	3,419,746	78,226
	THAILAND	186,012.72	152,607	7,000,083	159,194
	UK OF GREAT BRITAIN AND N. IRELAND	20,517.20	47,051	2,158,229	48,958
	UNITED STATES OF AMERICA	335,939.80	249,417	11,440,758	279,373
	VIETNAM	89,798.83	97,988	4,494,709	103,460
2204	Wine of fresh grapes, including fortified wines; grape must other than that of heading 20.09.	18,883,418.01	31,216,436	1,431,897,928	33,137,253
220410	Sparkling wine	335,615.15	1,028,286	47,167,479	1,092,589
	ARGENTINA	234.63	275	12,614	303
	AUSTRALIA	17,568.90	52,335	2,400,606	55,076
	BELGIUM	71,064.00	34,440	1,579,763	35,817
	CANADA	3.00	96	4,404	99
	FRANCE	12,388.52	60,393	2,770,227	63,888
	HONG KONG, CHINA	20,195.00	41,295	1,894,202	43,752
	ITALY	49,583.52	85,651	3,928,811	92,784
	JAPAN	1,126.69	1,320	60,548	1,431
	MACAU	16.00	42	1,927	45
	NEW ZEALAND	654.46	1,648	75,594	1,705
	SINGAPORE	95,945.46	604,805	27,742,405	643,960
	SOUTH AFRICA, REP. OF	713.00	3,338	153,114	3,513
	SPAIN	36,150.16	76,991	3,531,577	78,835
	SWITZERLAND	4,403.00	5,208	238,891	5,642
	UK OF GREAT BRITAIN AND N. IRELAND	23,904.81	55,649	2,552,620	60,660
	UNITED STATES OF AMERICA	1,664.00	4,800	220,176	5,079

TABLE 8 - Continued

PSCC CODE	COMMODITY AND COUNTRY OF ORIGIN	GROSS WEIGHT (GK)	FOB VALUE		CIF
			DOLLARS	PESOS	DOLLARS
220421	Other wine of fresh grapes; grape must with fermentation prevented or arrested by the addition of alcohol; in containers holding 2 liter or less	14,987,681.76	25,467,524	1,168,195,333	27,003,581
	ARGENTINA	273,769.51	306,809	14,073,330	329,768
	AUSTRALIA	2,379,991.31	4,626,969	212,239,068	4,821,751
	CANADA	1,560.00	10,271	471,131	16,212
	CHILE	966,624.44	1,246,001	57,154,066	1,323,581
	FRANCE	1,153,568.97	2,467,226	113,171,657	2,590,441
	GERMANY	101,745.89	113,486	5,205,603	124,792
	GUAM	17,882.48	647	29,678	673
	HONG KONG, CHINA	16,121.06	21,018	964,096	22,554
	HUNGARY	2,100.00	1,941	89,034	2,052
	ITALY	928,884.65	1,072,891	49,213,511	1,189,975
	JAPAN	1,043.17	822	37,705	907
	MACAU	140.00	436	20,000	441
	MALAYSIA	600.00	195	8,945	233
	MEXICO	607,539.08	2,386,003	109,445,958	2,480,538
	NEW ZEALAND	94,584.62	272,768	12,511,869	288,513
	PEOPLE'S REPUBLIC OF CHINA	11,820.00	16,290	747,222	16,766
	PORTUGAL	108,900.80	114,369	5,246,106	119,865
	REPUBLIC OF KOREA	6,578.92	9,619	441,224	9,768
	SAUDI ARABIA	4,656.40	18,694	857,494	22,614
	SINGAPORE	1,079,156.03	1,913,809	87,786,419	1,991,365
	SOUTH AFRICA, REP. OF	319,334.49	501,313	22,995,228	532,775
	SPAIN	2,151,897.31	2,552,168	117,067,946	2,726,398
	SWITZERLAND	125,240.56	153,789	7,054,302	163,087
	UK OF GREAT BRITAIN AND N. IRELAND	149,950.45	366,758	16,823,189	396,711
	UNITED STATES OF AMERICA	4,483,991.62	7,293,232	334,540,552	7,831,801
220429	Other wine of fresh grapes; grape must with fermentation prevented or arrested by the addition of alcohol; in containers holding more than 2 liters	3,547,880.10	4,684,964	214,899,300	5,005,369
	ARGENTINA	130,200.00	178,124	8,170,548	187,233
	AUSTRALIA	55,328.40	118,673	5,443,531	139,524
	CHILE	635,586.67	776,536	35,619,706	826,517
	FRANCE	202,915.85	345,921	15,867,396	373,853
	GERMANY	17,451.00	22,663	1,039,552	23,673
	HONG KONG, CHINA	78,787.12	188,252	8,635,120	200,544
	ITALY	74,226.50	107,635	4,937,217	117,449
	JAPAN	83.00	488	22,385	561
	NEW ZEALAND	19,120.00	23,444	1,075,377	25,596
	PORTUGAL	157,488.60	110,499	5,068,589	116,418
	SINGAPORE	100,112.00	198,532	9,106,663	207,632
	SOUTH AFRICA, REP. OF	157,799.50	231,401	10,614,364	247,416
	SPAIN	1,014,262.27	939,883	43,112,433	1,009,437
	UNITED STATES OF AMERICA	904,519.19	1,442,913	66,186,419	1,529,516
220430	Other grape must	12,241.00	35,662	1,635,816	35,714
	PORTUGAL	12,241.00	35,662	1,635,816	35,714
2205	Vermouth and other wine of fresh grapes flavoured with plants or aromatic substances.	47,887.69	117,412	5,385,689	122,482
220510	Vermouth and other wine of fresh grapes flavoured with plants or aromatic substances, in containers holding 2 liter or less	47,738.69	116,347	5,336,837	121,343
	DENMARK	4,190.00	13,583	623,052	14,506
	GERMANY	22,346.00	58,310	2,674,680	60,543
	ITALY	2,885.60	21,771	998,636	22,724
	JAPAN	1,481.00	8,986	412,188	9,498
	SPAIN	16,836.09	13,697	628,281	14,072
220590	Vermouth and other wine of fresh grapes flavoured with plants or aromatic substances, in containers holding more than 2 liters	149.00	1,065	48,852	1,139
	ITALY	9.00	585	26,834	622
	UNITED STATES OF AMERICA	140.00	480	22,018	517

TABLE 8 - Continued

PSCC CODE	COMMODITY AND COUNTRY OF ORIGIN	GROSS WEIGHT (GK)	FOB VALUE		CIF
			DOLLARS	PESOS	DOLLARS
2206	Other fermented beverages (for example, cider, perry, mead); mixtures of fermented beverages and mixtures of fermented beverages and non-alcoholic beverages, not elsewhere specified or included.	836,533.87	701,401	32,173,265	783,768
220600	Other fermented beverages (for example, cider, perry, mead); mixtures of fermented beverages and mixtures of fermented beverages and non-alcoholic beverages, not elsewhere specified or included	836,533.87	701,401	32,173,265	783,768
	AUSTRALIA	83,341.80	125,227	5,744,162	134,952
	CANADA	20,738.00	11,160	511,909	11,878
	FRANCE	129,114.04	56,019	2,569,592	60,280
	IRELAND	63,914.28	34,082	1,563,341	38,413
	ITALY	13,320.00	5,085	233,249	5,366
	JAPAN	142,416.99	110,379	5,063,086	134,505
	PEOPLE'S REPUBLIC OF CHINA	27,853.00	21,549	988,453	23,204
	REPUBLIC OF KOREA	110,175.77	33,338	1,529,214	35,726
	SINGAPORE	148.40	2,685	123,161	2,757
	SOUTH AFRICA, REP. OF	4,018.20	6,264	287,329	6,637
	SPAIN	9,124.74	9,050	415,124	9,652
	THAILAND	1,411.00	808	37,063	859
	UK OF GREAT BRITAIN AND N. IRELAND	1,184.00	1,445	66,282	1,625
	UNITED STATES OF AMERICA	229,773.65	284,310	13,041,300	317,914
2207	Undenatured ethyl alcohol of an alcoholic strength by volume of 80% vol or higher; ethyl alcohol and other spirits, denatured, of any strength.	359,448,495.44	233,911,308	10,729,511,699	254,822,100
220710	Undenatured ethyl alcohol of an alcoholic strength by volume of 80% vol or higher	94,853,892.37	62,143,565	2,850,525,327	67,344,479
	BRAZIL	2,049,170.00	1,699,527	77,957,303	1,909,868
	GERMANY	12,471.48	100,676	4,618,008	105,201
	INDIA	12,098,000.00	1,216,611	55,805,947	1,471,787
	INDONESIA	29,079,440.00	21,259,556	975,175,834	23,750,717
	JAPAN	1,590.80	8,595	394,253	9,057
	MALAYSIA	19,458.72	84,354	3,869,318	92,637
	NETHERLANDS	80,861.00	318,238	14,597,577	334,013
	PAKISTAN, ISLAMIC REP. OF	22,715,882.00	14,548,830	667,354,832	15,717,292
	PEOPLE'S REPUBLIC OF CHINA	4,958,414.00	5,759,793	264,201,705	6,018,539
	REPUBLIC OF KOREA	28,320.00	39,392	1,806,911	42,928
	SINGAPORE	5.07	191	8,761	199
	SOUTH AFRICA, REP. OF	648,545.00	581,724	26,683,680	639,002
	TAIWAN (REP. OF CHINA)	84.00	219	10,046	226
	THAILAND	23,085,740.50	16,425,108	753,419,704	17,140,150
	UK OF GREAT BRITAIN AND N. IRELAND	51,956.80	71,279	3,269,568	81,452
	UKRAINE (UKRAINIAN S.S.R.)	23,457.00	23,427	1,074,596	24,088
	UNITED STATES OF AMERICA	496.00	6,045	277,284	7,323
220720	Ethyl alcohol and other spirits, denatured, of any strength	264,594,603.07	171,767,743	7,878,986,372	187,477,621
	AUSTRALIA	6,610,044.00	3,770,341	172,945,542	4,337,971
	GERMANY	979.23	4,579	210,039	5,017
	ITALY	345.00	503	23,073	549
	JAPAN	640.85	7,978	365,950	9,398
	PAKISTAN, ISLAMIC REP. OF	454,820.00	177,000	8,118,990	196,242
	PEOPLE'S REPUBLIC OF CHINA	14.10	142	6,514	151
	REPUBLIC OF KOREA	7,029,510.33	4,708,297	215,969,583	4,919,634
	SINGAPORE	3,840,653.00	2,671,127	122,524,596	2,841,514
	SWITZERLAND	4.19	36	1,651	38
	THAILAND	361,892.00	360,905	16,554,712	370,248
	UK OF GREAT BRITAIN AND N. IRELAND	14,519.92	20,512	940,886	21,709
	UNITED STATES OF AMERICA	246,175,578.45	159,942,265	7,336,551,696	174,656,682
	VIETNAM	105,602.00	104,058	4,773,140	118,468
2208	Undenatured ethyl alcohol of an alcoholic strength by volume of less than 80% vol; spirits, liqueurs and other spirituous beverages.	38,589,912.67	68,390,389	3,137,067,146	72,808,249
220820	Spirits obtained by distilling grape wine or grape marc	25,712,039.84	35,711,961	1,638,107,651	38,542,494
	CANADA	290.34	1,511	69,310	1,573
	FRANCE	13,024.86	152,282	6,985,175	156,966

TABLE 8 - Continued

PSCC CODE	COMMODITY AND COUNTRY OF ORIGIN	GROSS WEIGHT (GK)	FOB VALUE		CIF
			DOLLARS	PESOS	DOLLARS
	ITALY	1,367.40	2,725	124,996	2,986
	JAPAN	622.00	373	17,110	420
	MALAYSIA	6,000.00	32,150	1,474,721	32,204
	REPUBLIC OF KOREA	157,872.00	120,000	5,504,400	120,208
	SINGAPORE	815,113.89	8,697,710	398,963,957	9,165,794
	SPAIN	24,715,605.78	26,698,715	1,224,670,057	29,054,929
	UK OF GREAT BRITAIN AND N. IRELAND	312.57	735	33,714	755
	UNITED STATES OF AMERICA	1,831.00	5,760	264,211	6,659
220830	Whiskies, alcoholic strength by volume of less than 80% vol.	3,646,211.59	18,711,271	858,286,001	19,535,627
	CANADA	15,360.00	13,963	640,483	14,010
	FRANCE	19,788.00	42,490	1,949,016	44,755
	GERMANY	31,275.00	90,288	4,141,511	90,474
	HONG KONG, CHINA	942.00	15,449	708,646	17,419
	INDIA	846.00	12,172	558,330	12,670
	IRELAND	19,712.00	42,312	1,940,851	43,050
	JAPAN	14,257.00	47,028	2,157,174	50,191
	MEXICO	42,840.00	189,956	8,713,282	199,044
	NETHERLANDS	113,198.00	261,106	11,976,932	277,321
	PEOPLE'S REPUBLIC OF CHINA	1,639.63	8,534	391,455	8,884
	REPUBLIC OF KOREA	18,694.00	21,230	973,820	22,414
	SINGAPORE	1,739,146.96	14,223,128	652,414,881	14,835,561
	SPAIN	141.00	331	15,183	379
	UK OF GREAT BRITAIN AND N. IRELAND	1,312,766.00	3,155,211	144,729,528	3,310,814
	UNITED STATES OF AMERICA	315,606.00	588,073	26,974,909	608,641
220840	Rum and tafia, alcoholic strength by volume of less than 80% vol.	1,123,873.30	3,167,993	145,315,839	3,348,681
	DENMARK	5,383.00	17,450	800,432	18,637
	FRANCE	11,637.00	6,835	313,521	6,867
	GERMANY	359,205.00	1,004,246	46,064,764	1,057,653
	GUYANA	40,122.00	89,550	4,107,659	92,699
	NETHERLANDS	1,800.00	9,800	449,526	10,176
	SINGAPORE	25,493.08	114,734	5,262,849	138,362
	SPAIN	33,266.00	109,415	5,018,866	114,545
	UK OF GREAT BRITAIN AND N. IRELAND	91.00	1,481	67,933	2,248
	UNITED STATES OF AMERICA	646,876.22	1,814,482	83,230,289	1,907,494
220850	Gin and Geneva, alcoholic strength by volume of less than 80% vol.	1,095,154.48	1,242,868	57,010,356	1,334,210
	CANADA	445.17	2,317	106,281	2,412
	GERMANY	1,216.00	20,367	934,234	20,398
	REPUBLIC OF KOREA	1,059,452.29	1,119,445	51,348,942	1,202,985
	SINGAPORE	8,691.78	37,332	1,712,419	38,804
	SPAIN	4,572.24	9,293	426,270	9,797
	UK OF GREAT BRITAIN AND N. IRELAND	19,205.00	47,319	2,170,523	52,591
	UNITED STATES OF AMERICA	1,572.00	6,795	311,687	7,223
220860	Vodka, alcoholic strength by volume of less than 80% vol.	991,003.14	2,163,736	99,250,570	2,265,739
	AUSTRALIA	114,308.00	65,936	3,024,484	69,183
	CYPRUS	2,271.84	5,929	271,963	6,612
	DENMARK	7,089.00	22,983	1,054,230	24,546
	FRANCE	10,080.00	90,240	4,139,309	92,785
	GERMANY	2,581.00	6,217	285,174	6,222
	HONG KONG, CHINA	402.00	5,916	271,367	6,288
	LATVIA (LATVIAN SOVIET SOCIALIST REP.)	32,323.50	31,291	1,435,318	35,589
	NEW ZEALAND	18,020.20	10,387	476,452	10,680
	REPUBLIC OF KOREA	203,566.00	174,916	8,023,397	185,303
	RUSSIAN FEDERATION	1,585.00	2,603	119,400	3,084
	SINGAPORE	467,104.22	1,598,032	73,301,727	1,667,062
	SPAIN	34.00	80	3,670	92
	UK OF GREAT BRITAIN AND N. IRELAND	129,164.00	142,117	6,518,907	150,914
	UNITED STATES OF AMERICA	2,474.38	7,089	325,172	7,379
220870	Liqueurs and cordials, alcoholic strength by volume of less than 80% vol.	766,037.09	2,261,348	103,728,035	2,377,957
	BELGIUM	1,381.75	2,723	124,904	2,799
	GERMANY	152,934.00	506,414	23,229,210	534,025
	IRELAND	30,609.00	64,704	2,967,972	67,111

TABLE 8 - Continued

PSCC CODE	COMMODITY AND COUNTRY OF ORIGIN	GROSS WEIGHT (GK)	FOB VALUE		CIF
			DOLLARS	PESOS	DOLLARS
	ITALY	40,630.64	140,870	6,461,707	149,141
	JAPAN	9,030.35	9,740	446,774	9,825
	REPUBLIC OF KOREA	88,497.00	24,000	1,100,880	26,036
	SINGAPORE	342,466.14	1,219,137	55,921,815	1,279,864
	SOUTH AFRICA, REP. OF	40,700.10	149,792	6,870,960	155,401
	SPAIN	29,235.62	84,107	3,857,988	88,859
	SWITZERLAND	10,017.99	14,488	664,565	16,003
	UNITED STATES OF AMERICA	20,534.50	45,373	2,081,260	48,893
220890	Other undenatured ethyl alcohol of an alcoholic strength by volume of less than 80% vol; liqueurs and other spirituous beverages	5,255,593.23	5,131,212	235,368,694	5,403,541
	ARGENTINA	12,291.90	15,848	726,948	18,996
	AUSTRALIA	94,018.00	75,446	3,460,708	80,998
	CHILE	533.11	2,080	95,410	2,137
	DENMARK	8,688.00	26,236	1,203,445	28,651
	GERMANY	25,624.00	45,494	2,086,810	47,508
	INDIA	210,987.20	143,213	6,569,180	151,544
	ITALY	558.25	647	29,678	673
	JAPAN	26,040.95	6,690	306,870	7,291
	MEXICO	349,864.34	1,381,110	63,351,516	1,444,980
	NETHERLANDS	11,337.00	29,544	1,355,183	30,962
	NEW ZEALAND	74,037.20	43,618	2,000,758	47,199
	REPUBLIC OF KOREA	4,174,867.60	2,728,958	125,177,303	2,877,049
	SINGAPORE	248,404.68	605,797	27,787,908	637,322
	UK OF GREAT BRITAIN AND N. IRELAND	5,703.00	9,366	429,618	10,088
	UNITED STATES OF AMERICA	12,638.00	17,165	787,359	18,143
2209	Vinegar and substitutes for vinegar obtained from acetic acid.	1,888,077.56	1,770,688	81,221,463	1,887,782
220900	Vinegar and substitutes for vinegar obtained from acetic acid	1,888,077.56	1,770,688	81,221,463	1,887,782
	AUSTRALIA	102,898.50	163,996	7,522,497	172,336
	CANADA	19,196.00	8,337	382,418	8,812
	FRANCE	36,904.33	35,675	1,636,413	38,202
	GERMANY	7,169.00	11,903	545,991	13,110
	HONG KONG, CHINA	786.00	1,624	74,493	1,641
	ITALY	179,683.78	251,069	11,516,535	262,481
	JAPAN	58,018.10	32,624	1,496,464	35,018
	NEW ZEALAND	17,390.00	17,963	823,963	19,050
	PEOPLE'S REPUBLIC OF CHINA	331,313.90	137,265	6,296,346	139,135
	REPUBLIC OF KOREA	13,864.68	4,423	202,883	4,904
	SPAIN	65,033.98	84,704	3,885,373	88,585
	SWITZERLAND	6,941.40	7,852	360,171	8,619
	TAIWAN (REP. OF CHINA)	3,924.00	2,478	113,666	2,781
	THAILAND	436.50	214	9,816	228
	UK OF GREAT BRITAIN AND N. IRELAND	1,142.60	5,043	231,323	5,397
	UNITED STATES OF AMERICA	1,043,374.79	1,005,518	46,123,111	1,087,483
23	Residues and waste from the food industries; prepared animal fodder	2,587,659,797.68	1,193,656,774	54,753,036,223	1,275,675,021
2301	Flours, meals and pellets, of meat or meat offal, of fish or of crustaceans, molluscs or other aquatic invertebrates, unfit for human consumption; greaves.	244,716,300.09	110,242,580	5,056,827,145	117,661,064
230110	Flours, meals and pellets, of meat or meat offal; greaves	225,108,820.06	97,903,341	4,490,826,252	104,527,694
	ARGENTINA	525,000.00	625,750	28,703,153	654,186
	AUSTRALIA	383,100.00	212,270	9,736,825	223,598
	BELGIUM	1,016,560.00	384,286	17,627,199	385,961
	CANADA	6,821,160.00	1,933,569	88,692,810	2,254,232
	FRANCE	102,633.00	32,683	1,499,169	33,776
	GERMANY	43,470,396.70	18,831,426	863,797,511	20,382,618
	HUNGARY	10,400,193.00	4,334,308	198,814,708	4,565,881
	ITALY	123,328,362.00	54,450,549	2,497,646,683	57,705,966
	NETHERLANDS	12,999,634.00	5,744,484	263,499,481	6,134,816
	NEW ZEALAND	1,643,384.00	802,383	36,805,308	851,012
	PEOPLE'S REPUBLIC OF CHINA	60,180.00	27,800	1,275,186	29,236
	POLAND	776,980.00	311,371	14,282,588	328,937
	SINGAPORE	3,823,410.00	1,493,659	68,514,138	1,655,473
	SPAIN	762,200.00	732,746	33,611,059	773,926
	TAIWAN (REP. OF CHINA)	509,473.36	223,555	10,254,468	258,506

TABLE 8 - Continued

PSCC CODE	COMMODITY AND COUNTRY OF ORIGIN	GROSS WEIGHT (GK)	FOB VALUE		CIF
			DOLLARS	PESOS	DOLLARS
	UK OF GREAT BRITAIN AND N. IRELAND	4,256,510.00	1,497,382	68,684,912	1,553,896
	UNITED STATES OF AMERICA	14,209,108.00	6,217,315	285,188,239	6,686,588
	VIETNAM	20,536.00	47,805	2,192,815	49,086
230120	Flours, meals and pellets, of fish or of crustaceans, molluscs or other aquatic invertebrates	19,607,480.03	12,339,239	566,000,893	13,133,370
	ARGENTINA	210,000.00	241,900	11,095,953	254,738
	DEMOCRATIC PEOPLE'S REP. OF KOREA	100,000.00	81,373	3,732,580	88,000
	DENMARK	44,000.00	83,800	3,843,906	86,164
	ECUADOR	53,100.00	49,693	2,279,418	52,525
	FRANCE	358,077.00	211,990	9,723,981	255,229
	GERMANY	1,058,374.00	474,569	21,768,480	508,783
	HONG KONG, CHINA	522.00	470	21,559	530
	HUNGARY	549,648.00	260,825	11,964,043	278,547
	INDIA	80,625.00	73,713	3,381,215	77,185
	ITALY	8,889,273.00	3,701,718	169,797,805	3,942,217
	JAPAN	76,615.00	290,910	13,344,042	303,459
	NETHERLANDS	281,408.00	146,938	6,740,046	167,717
	NORWAY	253,600.00	431,120	19,775,474	461,711
	PAPUA NEW GUINEA	16,500.00	13,412	615,208	14,177
	PEOPLE'S REPUBLIC OF CHINA	59,239.00	32,500	1,490,775	34,158
	PERU	1,655,840.00	1,866,666	85,623,969	1,943,562
	REPUBLIC OF KOREA	1,908,720.00	1,180,250	54,138,068	1,241,012
	SINGAPORE	1,301,157.00	460,686	21,131,667	556,219
	SPAIN	23,454.00	74,066	3,397,407	76,366
	TAIWAN (REP. OF CHINA)	17,496.53	7,150	327,970	7,523
	THAILAND	1,685,490.50	1,922,695	88,194,020	1,979,587
	UNITED STATES OF AMERICA	720,997.00	449,515	20,619,253	502,693
	URUGUAY	25,230.00	56,080	2,572,390	59,202
	VIETNAM	238,114.00	227,200	10,421,664	242,066
2302	Bran, sharps and other residues, whether or not in the form of pellets, derived from the sifting, milling or other working of cereals or of leguminous plants.	25,792,451.08	5,236,116	240,180,641	5,971,167
230210	Bran, sharps and other residues, whether or not in the form of pellets, derived from sifting, milling or other working of maize (corn)	505,000.00	326,500	14,976,555	335,710
	PEOPLE'S REPUBLIC OF CHINA	505,000.00	326,500	14,976,555	335,710
230220	Bran, sharps and other residues, whether or not in the form of pellets, derived from sifting, milling or other working of rice	1,777,984.08	199,970	9,172,624	216,198
	JAPAN	3.00	47	2,156	54
	PEOPLE'S REPUBLIC OF CHINA	20,200.00	12,000	550,440	12,339
	THAILAND	1,287.00	1,526	69,998	1,563
	UNITED STATES OF AMERICA	20,396.00	12,197	559,476	13,533
	VIETNAM	1,736,098.08	174,200	7,990,554	188,709
230230	Bran, sharps and other residues, whether or not in the form of pellets, derived from sifting, milling or other working of wheat	22,283,645.00	4,279,740	196,311,674	4,945,413
	AUSTRALIA	1,614,690.00	445,349	20,428,159	460,216
	INDIA	2,481,837.00	494,741	22,693,770	570,034
	INDONESIA	17,921,854.00	3,209,159	147,204,123	3,775,745
	POLAND	56,468.00	80,780	3,705,379	83,589
	UKRAINE (UKRAINIAN S.S.R.)	201,880.00	49,352	2,263,776	55,458
	UNITED STATES OF AMERICA	6,916.00	359	16,467	371
230240	Bran, sharps and other residues, whether or not in the form of pellets, derived from sifting, milling or other working of other cereals	3,266.00	4,772	218,892	23,015
	ITALY	520.00	488	22,385	574
	UNITED STATES OF AMERICA	2,746.00	4,284	196,507	22,441
230250	Bran, sharps and other residues, whether or not in the form of pellets, derived from sifting, milling or other working of leguminous plants	1,222,556.00	425,134	19,500,896	450,831
	INDIA	786,470.00	205,829	9,441,376	206,887
	UNITED STATES OF AMERICA	436,086.00	219,305	10,059,520	243,944

TABLE 8 - Continued

PSCC CODE	COMMODITY AND COUNTRY OF ORIGIN	GROSS WEIGHT (GK)	FOB VALUE		CIF
			DOLLARS	PESOS	DOLLARS
2303	Residues of starch manufacture and similar residues, beet-pulp, bagasse and other waste of sugar manufacture, brewing or distilling dregs and waste, whether or not in the form of pellets.	89,537,419.32	19,657,686	901,698,056	22,832,105
230310	Residues of starch manufacture and similar residues	933,976.31	112,360	5,153,952	117,916
	REPUBLIC OF KOREA	28.55	413	18,944	456
	SINGAPORE	341.76	3,158	144,857	3,204
	UNITED STATES OF AMERICA	51,746.00	9,984	457,966	11,584
	VIETNAM	881,860.00	98,805	4,532,185	102,672
230320	Beet-pulp, bagasse and other waste of sugar manufacture	11,241.01	17,148	786,579	17,253
	SWEDEN	11,241.00	16,662	764,286	16,721
	UNITED STATES OF AMERICA	0.01	486	22,293	532
230330	Brewing or distilling dregs and waste	88,592,202.00	19,528,178	895,757,525	22,696,936
	CANADA	2,179,810.00	394,444	18,093,146	554,033
	GERMANY	625,818.00	127,448	5,846,040	156,546
	NETHERLANDS	5,364,112.00	1,778,086	81,560,805	1,933,283
	UNITED STATES OF AMERICA	80,287,769.00	17,202,982	789,100,784	20,026,452
	VIETNAM	134,693.00	25,218	1,156,750	26,622
2304	Oil-cake and other solid residues, whether or not ground or in the form of pellets, resulting from the extraction of soya bean oil.	1,973,440,705.12	830,455,157	38,092,978,052	888,395,063
230400	Oil-cake and other solid residues, whether or not ground or in the form of pellets, resulting from the extraction of soyabean oil	1,973,440,705.12	830,455,157	38,092,978,052	888,395,063
	ARGENTINA	463,434,698.00	176,247,417	8,084,469,018	188,865,047
	BRAZIL	14,854,540.00	6,901,553	316,574,236	7,200,068
	CANADA	1,045,120.00	504,146	23,125,177	505,228
	INDIA	1,362,470.00	622,150	28,538,021	723,424
	JAPAN	426,319.00	33,013	1,514,306	40,262
	MALAYSIA	3,149,530.00	1,329,102	60,965,909	1,420,234
	PARAGUAY	1,760,000.00	708,675	32,506,922	720,045
	PEOPLE'S REPUBLIC OF CHINA	69,740.00	60,832	2,790,364	62,128
	REPUBLIC OF KOREA	141,400.00	116,300	5,334,681	120,487
	TAIWAN (REP. OF CHINA)	683,371.99	478,064	21,928,796	493,852
	UNITED STATES OF AMERICA	1,483,171,186.13	642,013,470	29,449,157,869	686,772,594
	VIETNAM	3,342,330.00	1,440,435	66,072,753	1,471,694
2306	Oil-cake and other solid residues, whether or not ground or in the form of pellets, resulting from the extraction of vegetable fats or oils, other than those of heading 23.04 or 23.05.	40,666,520.94	4,334,538	198,825,258	4,940,949
230641	Oil-cake and other solid residues, whether or not ground or in the form of pellets, resulting from the extraction of vegetable fats or oils from low erucic rape or colza seeds	959,310.00	290,833	13,340,510	318,794
	INDIA	959,310.00	290,833	13,340,510	318,794
230649	Oil-cake and other solid residues, whether or not ground or in the form of pellets, resulting from the extraction of vegetable fats or oils from other rape or colza seeds	928,055.00	273,566	12,548,472	285,432
	INDIA	928,055.00	273,566	12,548,472	285,432
230650	Oil-cake and other solid residues, whether or not ground or in the form of pellets, resulting from the extraction of vegetable fats or oils from coconut or copra	5,389,996.00	498,300	22,857,021	517,056
	MALAYSIA	5,389,996.00	498,300	22,857,021	517,056
230660	Oil-cake and other solid residues, whether or not ground or in the form of pellets, resulting from the extraction of vegetable fats or oils from palm nuts or kernels	31,480,000.00	2,841,443	130,336,990	3,358,935
	INDONESIA	10,900,000.00	896,000	41,099,520	1,237,166
	MALAYSIA	20,580,000.00	1,945,443	89,237,470	2,121,769

TABLE 8 - Continued

PSC CODE	COMMODITY AND COUNTRY OF ORIGIN	GROSS WEIGHT (GK)	FOB VALUE		CIF
			DOLLARS	PESOS	DOLLARS
230690	Oil-cake and other solid residues, whether or not ground or in the form of pellets, resulting from the extraction of vegetable fats or oils from other oil seeds and oleagineous fruits, n.e.s.	1,909,159.94	430,396	19,742,265	460,732
	HONG KONG, CHINA	41,633.50	16,638	763,185	17,319
	PEOPLE'S REPUBLIC OF CHINA	1,816,526.44	403,955	18,529,416	432,034
	TAIWAN (REP. OF CHINA)	51,000.00	9,803	449,664	11,379
2307	Wine lees; argol.	51,025.80	10,878	498,973	11,248
230700	Wine lees; argol	51,025.80	10,878	498,973	11,248
	JAPAN	25.80	1,074	49,264	1,105
	TAIWAN (REP. OF CHINA)	51,000.00	9,804	449,709	10,143
2308	Vegetable materials and vegetable waste, vegetable residues and by-products, whether or not in the form of pellets, of a kind used in animal feeding, not elsewhere specified or included.	239,644.00	76,999	3,531,944	83,742
230800	Vegetable materials and vegetable waste, vegetable residues and by-products, whether or not in the form of pellets, of a kind used in animal feeding, not elsewhere specified or included	239,644.00	76,999	3,531,944	83,742
	MALAYSIA	57,000.00	14,730	675,665	16,866
	PEOPLE'S REPUBLIC OF CHINA	82,190.00	44,311	2,032,546	47,662
	TAIWAN (REP. OF CHINA)	717.00	300	13,761	351
	VIETNAM	99,737.00	17,658	809,972	18,863
2309	Preparations of a kind used in animal feeding.	213,215,731.33	223,642,820	10,258,496,154	235,779,683
230910	Dog or cat food, put up for retail sale	50,802,840.41	39,720,566	1,821,982,361	42,093,380
	AUSTRALIA	7,161,341.56	7,765,706	356,212,934	8,111,714
	AUSTRIA	74,343.00	118,297	5,426,283	120,867
	BELGIUM	15,245.56	10,589	485,717	11,711
	BRAZIL	559,429.20	208,285	9,554,033	233,294
	CANADA	525,314.29	285,527	13,097,123	305,894
	FRANCE	489,823.49	778,482	35,708,969	807,317
	GERMANY	886,798.50	522,915	23,986,111	586,186
	HONG KONG, CHINA	539.00	655	30,045	657
	ITALY	288,615.00	143,901	6,600,739	153,447
	MALAYSIA	100.00	85	3,899	89
	MEXICO	57,680.00	44,323	2,033,096	47,916
	NETHERLANDS	465,435.00	712,556	32,684,944	753,378
	NEW ZEALAND	35,487.80	59,481	2,728,393	60,868
	PEOPLE'S REPUBLIC OF CHINA	1,480,142.05	1,742,247	79,916,870	1,822,204
	SINGAPORE	44,096.45	112,869	5,177,301	113,597
	SOUTH AFRICA, REP. OF	15,265.00	26,192	1,201,427	27,265
	TAIWAN (REP. OF CHINA)	2,063.08	14,910	683,922	15,832
	THAILAND	14,712,515.05	15,300,718	701,843,935	16,150,833
	UK OF GREAT BRITAIN AND N. IRELAND	17,674.37	14,607	670,023	15,008
	UNITED STATES OF AMERICA	23,970,932.01	11,858,221	543,936,597	12,755,303
230990	Other preparations of a kind used in animal feeding	162,412,890.92	183,922,254	8,436,513,793	193,686,303
	ARGENTINA	1,489,536.00	1,004,934	46,096,323	1,052,766
	AUSTRALIA	1,187,537.00	1,992,651	91,402,901	2,105,394
	AUSTRIA	1,309,016.01	1,384,941	63,527,244	1,445,301
	BELGIUM	6,549,756.14	10,579,902	485,300,104	11,025,550
	BRAZIL	1,036,885.40	1,070,466	49,102,276	1,123,362
	BULGARIA	269,412.00	944,084	43,305,133	998,782
	CANADA	2,655,915.44	3,114,499	142,862,069	3,303,933
	CYPRUS	82,000.00	14,580	668,785	15,411
	CZECH REPUBLIC (CZECHOSLOVAKIA)	5,140.00	13,696	628,236	13,716
	DEMOCRATIC PEOPLE'S REP. OF KOREA	21,710.00	115,058	5,277,710	116,472
	DENMARK	208,700.00	137,425	6,303,684	151,197
	DOMINICAN REPUBLIC	3,855.00	30,029	1,377,430	30,067
	ECUADOR	54,888.00	133,989	6,146,075	142,287
	FINLAND	56,861.00	282,250	12,946,808	299,143
	FRANCE	4,495,917.00	7,662,473	351,477,636	8,178,032
	GERMANY	10,215,111.55	7,671,295	351,882,302	8,228,513
	HONG KONG, CHINA	207,420.00	218,850	10,038,650	224,790
	HUNGARY	89,100.00	53,186	2,439,642	66,890
	INDIA	1,778,438.15	2,527,854	115,952,664	2,633,222

TABLE 8 - Continued

PSCC CODE	COMMODITY AND COUNTRY OF ORIGIN	GROSS WEIGHT (GK)	FOB VALUE		CIF DOLLARS
			DOLLARS	PESOS	
	INDONESIA	385,046.33	1,425,744	65,398,878	1,461,609
	IRELAND	264,210.00	174,043	7,983,352	194,003
	ITALY	10,661,358.00	5,615,594	257,587,297	6,103,976
	JAPAN	31,601.30	65,629	3,010,402	68,830
	MALAYSIA	1,115,872.72	1,335,369	61,235,376	1,418,089
	MEXICO	250,412.50	805,395	36,943,469	838,234
	MOROCCO	209,000.00	105,267	4,828,597	109,578
	NETHERLANDS	23,876,625.59	20,640,832	946,794,965	21,763,421
	NETHERLANDS ANTILLES	17,500.00	7,910	362,832	9,498
	NEW ZEALAND	488,504.00	244,544	11,217,233	261,194
	PEOPLE'S REPUBLIC OF CHINA	25,208,012.17	19,451,231	892,227,965	20,244,245
	PERU	105,565.00	212,185	9,732,926	219,135
	REPUBLIC OF KOREA	1,265,198.00	3,285,733	150,716,573	3,390,261
	SINGAPORE	5,924,731.63	15,577,705	714,549,330	16,118,033
	SOUTH AFRICA, REP. OF	1,997.00	19,626	900,245	21,941
	SPAIN	6,869,277.51	9,895,751	453,918,099	10,376,148
	SRI LANKA (CEYLON)	5,875.00	20,130	923,363	39,837
	SWITZERLAND	23,694.16	201,027	9,221,108	205,865
	TAIWAN (REP. OF CHINA)	3,636,163.39	5,337,613	244,836,308	5,629,842
	THAILAND	3,634,680.53	8,443,519	387,304,216	8,713,501
	TOGO	45,320.00	65,881	3,021,961	68,544
	TUNISIA	1,669,312.00	989,840	45,403,961	1,053,179
	TURKEY	21,500.00	10,500	481,635	11,010
	UK OF GREAT BRITAIN AND N. IRELAND	1,666,027.00	4,706,318	215,878,807	4,914,924
	UNITED ARAB EMIRATES, N.E.S.	521,480.00	165,480	7,590,568	200,148
	UNITED STATES OF AMERICA	32,557,794.00	38,182,413	1,751,427,284	40,616,372
	VIETNAM	10,238,934.40	7,984,813	366,263,371	8,480,058
24	Tobacco and manufactured tobacco substitutes	63,032,211.31	259,383,125	11,897,903,947	268,527,738
2401	Unmanufactured tobacco; tobacco refuse.	53,671,220.75	198,344,761	9,098,074,190	204,271,266
240110	Tobacco, not stemmed/stripped	6,494,628.59	24,579,359	1,127,455,198	25,311,628
	BANGLADESH	21,384.00	122,760	5,631,001	127,315
	BELGIUM	20,309.00	103,213	4,734,380	104,322
	BRAZIL	882,423.00	4,019,848	184,390,428	4,129,404
	BULGARIA	158,195.30	373,780	17,145,288	390,009
	CROATIA	57,515.00	213,840	9,808,841	220,994
	CUBA	29,822.56	279,086	12,801,674	286,721
	DOMINICAN REPUBLIC	353.00	18,792	861,989	19,863
	FRANCE	10,229.00	59,622	2,734,861	60,847
	GREECE	76,196.15	218,459	10,020,714	227,215
	INDIA	395,244.10	1,301,871	59,716,823	1,343,393
	INDONESIA	147,937.00	291,363	13,364,821	296,606
	KYRGYZSTAN	101,075.80	389,931	17,886,135	407,308
	MACEDONIA, THE FORMER YUGOSLAV REP. OF	91,155.24	190,519	8,739,107	197,516
	MALAWI	21,285.00	85,692	3,930,692	87,120
	MALAYSIA	1,255,316.00	2,406,814	110,400,558	2,463,582
	NETHERLANDS	47,095.00	282,003	12,935,478	282,339
	PEOPLE'S REPUBLIC OF CHINA	798,511.20	3,746,526	171,853,149	3,850,142
	REPUBLIC OF KOREA	322.00	4,330	198,617	4,453
	SOUTH AFRICA, REP. OF	42,213.60	186,120	8,537,324	191,212
	SPAIN	58,443.49	973,977	44,676,325	998,239
	SWITZERLAND	103,662.45	423,134	19,409,157	437,734
	THAILAND	491,027.50	2,402,011	110,180,245	2,458,832
	TURKEY	497,770.20	1,755,021	80,502,813	1,827,817
	UNITED STATES OF AMERICA	316,610.90	1,840,035	84,402,406	1,888,696
	VIETNAM	396,988.00	968,781	44,437,984	1,030,479
	VIRGIN ISLANDS (BRITISH)	147,807.00	740,946	33,987,193	760,033
	ZAMBIA	232,413.20	785,251	36,019,463	806,841
	ZIMBABWE (RHODESIA)	93,323.90	395,634	18,147,732	412,596
240120	Tobacco, partly or wholly stemmed/stripped	43,899,044.48	169,989,285	7,797,408,505	175,024,062
	ARGENTINA	223,175.20	1,227,176	56,290,563	1,262,875
	BAHRAIN	84,466.80	28,282	1,297,295	35,819
	BANGLADESH	1,330,239.70	4,207,053	192,977,521	4,405,989

TABLE 8 - Continued

PSCC CODE	COMMODITY AND COUNTRY OF ORIGIN	GROSS WEIGHT (GK)	FOB VALUE		CIF DOLLARS
			DOLLARS	PESOS	
	BELGIUM	441,864.95	2,201,801	100,996,613	2,260,748
	BRAZIL	5,132,687.39	22,980,105	1,054,097,416	23,743,596
	BULGARIA	178,428.45	405,438	18,597,441	426,033
	CUBA	6,573.00	78,268	3,590,153	80,421
	DEMOCRATIC PEOPLE'S REP. OF KOREA	9,389.00	58,234	2,671,194	59,644
	GREECE	971,719.03	2,486,430	114,052,545	2,596,061
	INDIA	10,556,446.66	32,213,628	1,477,639,116	33,076,323
	INDONESIA	1,036,339.50	5,959,697	273,371,302	6,095,588
	KYRGYZSTAN	28,163.00	109,545	5,024,829	114,017
	LAO PEOPLE'S DEMOCRATIC REPUBLIC (LAOS)	20,678.00	18,984	870,796	21,290
	MACEDONIA, THE FORMER YUGOSLAV REP. OF	152,508.46	311,335	14,280,936	319,551
	MALAWI	2,195,963.64	7,359,331	337,572,512	7,601,168
	MALAYSIA	1,785,055.50	5,051,407	231,708,039	5,193,027
	MOZAMBIQUE	1,529,272.81	4,354,082	199,721,742	4,485,298
	NETHERLANDS	53,325.70	226,863	10,406,206	230,132
	PAKISTAN, ISLAMIC REP. OF	21,704.00	147,753	6,777,430	152,223
	PEOPLE'S REPUBLIC OF CHINA	3,918,052.40	14,632,142	671,176,354	15,155,097
	REPUBLIC OF KOREA	91,916.00	458,279	21,021,258	465,431
	SINGAPORE	1,041,799.90	5,494,708	252,042,256	5,636,682
	SOUTH AFRICA, REP. OF	63,320.80	259,808	11,917,393	270,253
	SPAIN	4,815.00	30,675	1,407,062	32,068
	SWITZERLAND	5,715,535.65	28,446,050	1,304,820,314	28,962,445
	TANZANIA, UNITED REP. OF	1,225,822.08	3,697,625	169,610,058	3,834,618
	THAILAND	2,462,306.50	11,955,444	548,396,217	12,312,050
	TURKEY	240,637.20	1,166,093	53,488,686	1,209,673
	UGANDA	15,193.00	12,018	551,266	12,331
	UNITED ARAB EMIRATES, N.E.S.	42,174.00	257,400	11,806,938	287,157
	UNITED STATES OF AMERICA	2,040,953.36	9,278,866	425,621,584	9,582,616
	VIETNAM	363,959.00	782,471	35,891,944	834,155
	ZAMBIA	577,741.20	2,347,759	107,691,706	2,458,000
	ZIMBABWE (RHODESIA)	336,817.60	1,744,535	80,021,820	1,811,683
240130	Tobacco refuse	3,277,547.68	3,776,117	173,210,487	3,935,576
	AUSTRALIA	105,010.00	130,981	6,008,098	134,251
	BRAZIL	1,597,305.00	1,727,559	79,243,132	1,803,250
	GREECE	35,930.40	107,208	4,917,631	112,013
	HONG KONG, CHINA	4,406.00	30,528	1,400,319	30,556
	INDIA	139,838.00	188,996	8,669,246	197,229
	MALAWI	146,242.00	141,524	6,491,706	149,125
	MOZAMBIQUE	63,472.00	50,208	2,303,041	53,069
	PEOPLE'S REPUBLIC OF CHINA	558,699.30	382,867	17,562,109	394,779
	REPUBLIC OF KOREA	13,218.80	81,408	3,734,185	85,080
	SINGAPORE	56,880.00	284,280	13,039,924	300,846
	TANZANIA, UNITED REP. OF	86,807.18	71,945	3,300,117	76,244
	TURKEY	22,272.00	12,553	575,806	13,208
	UNITED STATES OF AMERICA	90,375.00	92,694	4,251,874	97,169
	VIETNAM	344,099.00	458,480	21,030,478	473,299
	ZIMBABWE (RHODESIA)	12,993.00	14,886	682,821	15,458
2402	Cigars, cheroots, cigarillos and cigarettes, of tobacco or of tobacco substitutes.	7,562,457.65	56,935,416	2,611,627,533	59,989,613
240210	Cigars, cheroots and cigarillos and cigarettes, of tobacco or of tobacco substitutes	6,535.00	252,034	11,560,799	257,733
	CUBA	135.00	35,260	1,617,376	36,352
	HONG KONG, CHINA	986.00	118,819	5,450,228	121,409
	MALAYSIA	14.00	35	1,605	35
	PEOPLE'S REPUBLIC OF CHINA	5,400.00	97,920	4,491,590	99,937
240220	Cigarettes containing tobacco	3,987,510.82	36,438,337	1,671,426,520	37,771,978
	BULGARIA	173,572.00	1,258,700	57,736,569	1,281,572
	CANADA	10,735.00	107,100	4,912,677	119,952

TABLE 8 - Continued

PSCC CODE	COMMODITY AND COUNTRY OF ORIGIN	GROSS WEIGHT (GK)	FOB VALUE		CIF
			DOLLARS	PESOS	DOLLARS
	GERMANY	9,877.20	210,219	9,642,746	219,318
	HONG KONG, CHINA	431,357.50	6,078,687	278,829,373	6,310,353
	INDIA	64,600.00	332,800	15,265,536	356,923
	INDONESIA	882,432.86	8,293,797	380,436,468	8,489,590
	ISRAEL	486.00	8,103	371,685	8,329
	MALAYSIA	957,754.65	10,283,943	471,724,465	10,570,856
	PEOPLE'S REPUBLIC OF CHINA	568,888.50	3,029,075	138,943,670	3,133,994
	REPUBLIC OF KOREA	46,959.50	648,170	29,731,558	676,170
	ROMANIA	40,368.00	152,440	6,992,423	161,088
	SEYCHELLES REPUBLIC	506,519.00	2,922,225	134,042,461	3,162,908
	SINGAPORE	64,323.93	1,284,843	58,935,748	1,340,946
	SWITZERLAND	21,391.68	524,670	24,066,613	572,703
	TAIWAN (REP. OF CHINA)	121.00	9,848	451,728	10,210
	THAILAND	127,362.00	796,995	36,558,161	827,779
	UNITED ARAB EMIRATES, N.E.S.	17,494.00	87,265	4,002,846	93,700
	UNITED STATES OF AMERICA	4,078.00	43,902	2,013,785	45,064
	VIETNAM	59,190.00	365,555	16,768,008	390,523
240290	Other cigars, cheroots, cigarillos and cigarettes, of tobacco or of tobacco substitutes	3,568,411.83	20,245,045	928,640,214	21,959,902
	BULGARIA	533,963.00	3,573,100	163,898,097	3,857,549
	GERMANY	180,523.00	801,640	36,771,227	873,186
	HONG KONG, CHINA	586,157.20	3,469,355	159,139,314	3,750,808
	INDIA	64,056.00	366,200	16,797,594	405,301
	INDONESIA	28,870.00	105,000	4,816,350	109,300
	MALAYSIA	55,154.00	238,830	10,955,132	253,253
	NETHERLANDS	12,144.00	92,400	4,238,388	95,006
	PEOPLE'S REPUBLIC OF CHINA	1,139,789.63	5,818,845	266,910,420	6,391,626
	ROMANIA	146,740.00	806,000	36,971,220	884,408
	SEYCHELLES REPUBLIC	585,000.00	3,375,000	154,811,250	3,603,209
	SINGAPORE	7,616.00	253,290	11,618,412	267,724
	THAILAND	101,759.00	542,310	24,875,760	590,298
	TONGA	30,192.00	249,715	11,454,427	256,760
	UNITED STATES OF AMERICA	30,080.00	233,000	10,687,710	246,278
	VIETNAM	66,368.00	320,360	14,694,913	375,196
2403	Other manufactured tobacco and manufactured tobacco substitutes; "homogenised" or "reconstituted" tobacco; tobacco extracts and essences.	1,798,532.91	4,102,948	188,202,224	4,266,859
240310	Smoking tobacco, whether or not containing tobacco substitutes in any proportion	147,556.00	672,613	30,852,759	730,894
	ARGENTINA	84,546.00	244,530	11,216,591	278,342
	BANGLADESH	9,405.00	9,110	417,876	10,296
	BRAZIL	10,430.00	27,840	1,277,021	31,738
	INDONESIA	30,342.00	274,809	12,605,489	290,469
	MALAYSIA	328.00	7,508	344,392	7,525
	REPUBLIC OF KOREA	2,015.00	32,252	1,479,399	33,964
	SWITZERLAND	10,490.00	76,564	3,511,991	78,560
240391	"Homogenised" or "reconstituted" tobacco	1,621,289.00	3,256,769	149,387,994	3,343,989
	FRANCE	16,380.00	60,399	2,770,502	62,902
	GERMANY	1,565.00	24,940	1,143,998	26,448
	MALAYSIA	1,387,200.00	2,388,389	109,555,403	2,440,907
	SWITZERLAND	80,434.00	334,110	15,325,626	349,656
	UNITED STATES OF AMERICA	135,710.00	448,931	20,592,465	464,076
240399	Other manufactured tobacco, n.e.s.	29,687.91	173,566	7,961,471	191,976
	EGYPT ARAB REPUBLIC	519.00	5,298	243,019	5,442
	INDIA	436.83	1,391	63,805	1,465
	MALAYSIA	6,657.00	13,830	634,382	14,618
	PEOPLE'S REPUBLIC OF CHINA	395.00	908	41,650	934
	SWITZERLAND	17,226.00	56,568	2,594,774	60,007
	UNITED STATES OF AMERICA	4,454.08	95,571	4,383,841	109,510

TABLE 8 - Continued

PSCC CODE	COMMODITY AND COUNTRY OF ORIGIN	GROSS WEIGHT (GK)	FOB VALUE		CIF
			DOLLARS	PESOS	DOLLARS
25	Salt, sulphur; earths and stone; plastering materials, lime and cement	5,193,525,101.85	229,788,955	10,540,419,372	265,606,935
2501	Salt (including table salt and denatured salt) and pure sodium chloride, whether or not in aqueous solution or containing added anti-caking or free-flowing agents; sea water.	467,831,136.07	21,705,831	995,646,468	23,806,777
250100	Salt (including table salt and denatured salt) and pure sodium chloride, whether or not in aqueous solution or containing added anti-cakin or free-flowing agents; sea water	467,831,136.07	21,705,831	995,646,468	23,806,777
	AUSTRALIA	365,088,492.14	16,362,655	750,554,985	17,914,608
	CANADA	67,615.08	20,368	934,280	29,856
	FRANCE	205.57	937	42,981	1,032
	GERMANY	840,348.77	106,927	4,904,742	121,184
	HONG KONG, CHINA	84.58	378	17,339	405
	INDIA	20,303,576.70	392,515	18,004,663	403,501
	INDONESIA	228,744.10	53,054	2,433,587	55,389
	ISRAEL	617,489.88	76,443	3,506,440	88,383
	ITALY	6,458.81	1,010	46,329	1,108
	JAPAN	29,584,548.77	1,524,573	69,932,164	1,609,870
	MALAYSIA	4,090.46	2,636	120,914	2,773
	NETHERLANDS	210,558.39	58,592	2,687,615	62,063
	NEW ZEALAND	254,952.67	59,459	2,727,384	61,416
	PAKISTAN, ISLAMIC REP. OF	17,868.94	10,837	497,093	11,293
	PEOPLE'S REPUBLIC OF CHINA	44,994,128.22	2,339,367	107,306,763	2,679,713
	REPUBLIC OF KOREA	9,769.48	1,005	46,100	1,288
	SINGAPORE	1,288.17	3,922	179,902	4,832
	TAIWAN (REP. OF CHINA)	200,426.11	14,306	656,216	17,455
	THAILAND	5,278,460.56	633,859	29,075,112	689,718
	UNITED ARAB EMIRATES, N.E.S.	36.55	175	8,027	187
	UNITED STATES OF AMERICA	121,992.12	42,813	1,963,832	50,703
2502	Unroasted iron pyrites.	9,186.90	6,752	309,714	7,449
250200	Unroasted iron pyrites	9,186.90	6,752	309,714	7,449
	INDIA	1,264.43	743	34,081	794
	THAILAND	7,922.47	6,009	275,633	6,655
2503	Sulphur of all kinds, other than sublimed sulphur, precipitated sulphur and colloidal sulphur.	7,682,231.31	2,916,493	133,779,533	3,119,610
250300	Sulphur of all kinds, other than sublimed sulphur, precipitated sulphur and colloidal sulphur	7,682,231.31	2,916,493	133,779,533	3,119,610
	JAPAN	847,955.16	196,228	9,000,978	209,369
	PEOPLE'S REPUBLIC OF CHINA	682,584.64	747,958	34,308,833	768,487
	REPUBLIC OF KOREA	6,100,651.71	1,932,892	88,661,756	2,097,735
	THAILAND	29,977.71	6,407	293,889	6,437
	TURKEY	21,062.09	33,008	1,514,077	37,582
2504	Natural graphite.	760,387.88	142,269	6,525,882	153,559
250410	Natural graphite, in powder or in flakes	96,231.18	52,444	2,405,607	56,124
	GERMANY	3,912.35	10,002	458,792	10,277
	INDIA	85.20	71	3,257	81
	JAPAN	9,477.89	13,686	627,777	15,877
	PEOPLE'S REPUBLIC OF CHINA	72,931.19	23,932	1,097,761	25,067
	REPUBLIC OF KOREA	7,562.70	1,125	51,604	1,157
	UNITED STATES OF AMERICA	2,261.85	3,628	166,416	3,665
250490	Natural graphite, in other forms	664,156.70	89,825	4,120,275	97,435
	JAPAN	1.67	1,411	64,723	1,508
	MYANMAR, UNION OF (BURMA)	100.00	250	11,468	301
	PEOPLE'S REPUBLIC OF CHINA	176,317.64	36,619	1,679,714	37,660

TABLE 8 - Continued

PSCC CODE	COMMODITY AND COUNTRY OF ORIGIN	GROSS WEIGHT (GK)	FOB VALUE		CIF
			DOLLARS	PESOS	DOLLARS
	UNITED STATES OF AMERICA	8.69	1,526	69,998	1,588
	VIETNAM	487,728.70	50,019	2,294,372	56,378
2505	Natural sands of all kinds, whether or not coloured, other than metal-bearing sands of Chapter 26.	373,079,268.48	11,605,869	532,361,210	14,180,904
250510	Silica sand and quartz sands, whether or not coloured	226,921,226.89	7,780,511	356,892,040	9,618,231
	AUSTRALIA	97,600,671.17	2,766,022	126,877,429	3,765,747
	EGYPT ARAB REPUBLIC	47,541.96	3,426	157,151	3,523
	GERMANY	40.81	223	10,229	235
	HONG KONG, CHINA	26,370.66	22,567	1,035,148	24,881
	INDIA	50,813.69	2,985	136,922	3,192
	JAPAN	15,136.05	18,175	833,687	19,496
	MALAYSIA	58,415,996.42	1,950,391	89,464,435	2,325,901
	PEOPLE'S REPUBLIC OF CHINA	5,684,271.50	927,807	42,558,507	988,211
	REPUBLIC OF KOREA	7,059,498.75	367,432	16,854,106	420,750
	SINGAPORE	5.07	779	35,733	782
	SWITZERLAND	1.81	191	8,761	203
	TAIWAN (REP. OF CHINA)	809,256.48	107,932	4,950,841	119,103
	UK OF GREAT BRITAIN AND N. IRELAND	218.82	525	24,082	1,139
	UNITED STATES OF AMERICA	191,727.33	195,755	8,979,282	207,340
	VIETNAM	57,019,676.37	1,416,301	64,965,727	1,737,728
250590	Other natural sands of all kinds, whether or not coloured, other than metal-bearing sands of Chapter 26	146,158,041.59	3,825,358	175,469,170	4,562,673
	AUSTRALIA	277,993.02	205,465	9,424,679	223,271
	AUSTRIA	302,650.76	53,821	2,468,769	60,325
	CAMBODIA (DEMOCRATIC KAMPUCHEA)	130,251,735.79	1,346,937	61,784,000	1,702,931
	FRANCE	93.97	213	9,770	254
	HONG KONG, CHINA	401.31	51	2,339	55
	INDIA	15,806.19	3,494	160,270	4,062
	JAPAN	85,925.45	70,053	3,213,331	75,716
	MALAYSIA	3,349,033.86	684,909	31,416,776	785,421
	PEOPLE'S REPUBLIC OF CHINA	391,231.25	80,258	3,681,434	88,732
	REPUBLIC OF KOREA	12,846.25	16,300	747,681	16,979
	SAUDI ARABIA	569.82	282	12,935	789
	SINGAPORE	903.72	278	12,752	3,069
	SOUTH AFRICA, REP. OF	140,943.68	83,383	3,824,778	112,080
	TAIWAN (REP. OF CHINA)	503,574.31	126,364	5,796,317	138,823
	UKRAINE (UKRAINIAN S.S.R.)	174,806.86	138,251	6,341,573	154,809
	UNITED STATES OF AMERICA	33,966.28	430,327	19,739,100	450,392
	VIETNAM	10,615,559.07	584,972	26,832,666	744,965
2506	Quartz (other than natural sands); quartzite, whether or not roughly trimmed or merely cut, by sawing or otherwise, into blocks or slabs of a rectangular (including square) shape.	3,963,556.42	465,616	21,357,807	515,349
250610	Quartz (other than natural sands), whether or not roughly trimmed or merely cut, by sawing or otherwise, into blocks or slabs of a rectangular (including square) shape	3,954,485.16	450,978	20,686,362	500,203
	AUSTRALIA	93,282.78	13,992	641,813	17,659
	GERMANY	26,310.19	12,099	554,981	16,025
	INDIA	21,187.75	2,326	106,694	2,971
	JAPAN	3.46	2,395	109,859	2,462
	PEOPLE'S REPUBLIC OF CHINA	3,811,755.80	418,777	19,209,301	459,632
	TAIWAN (REP. OF CHINA)	69.13	709	32,522	729
	UNITED STATES OF AMERICA	1,876.05	680	31,192	725
250621	Quartzite, crude or roughly trimmed	1,088.53	1,469	67,383	1,475
	VIETNAM	1,088.53	1,469	67,383	1,475
250629	Other quartzite	7,982.73	13,169	604,062	13,671

TABLE 8 - Continued

PSCC CODE	COMMODITY AND COUNTRY OF ORIGIN	GROSS WEIGHT (GK)	FOB VALUE		CIF
			DOLLARS	PESOS	DOLLARS
	ITALY	3,558.13	1,057	48,485	1,211
	SINGAPORE	1,453.12	7,790	357,327	7,993
	UNITED STATES OF AMERICA	2,971.48	4,322	198,250	4,467
2507	Kaolin and other kaolinic clays, whether or not calcined.	19,320,403.53	4,926,540	225,980,390	5,442,036
250700	Kaolin and other kaolinic clays, whether or not calcined	19,320,403.53	4,926,540	225,980,390	5,442,036
	AUSTRALIA	92,361.83	49,635	2,276,757	53,194
	AZERBAIJAN	93,377.61	147,724	6,776,100	164,419
	GERMANY	94.22	257	11,789	270
	HONG KONG, CHINA	479,751.06	67,024	3,074,391	83,048
	INDIA	286,036.41	111,295	5,105,102	124,401
	JAPAN	25,094.59	17,350	795,845	18,328
	MALAYSIA	533,211.71	103,328	4,739,655	109,528
	PEOPLE'S REPUBLIC OF CHINA	11,493,047.95	2,347,883	107,697,393	2,547,199
	SINGAPORE	211.66	127	5,825	136
	TAIWAN (REP. OF CHINA)	275,815.12	111,077	5,095,102	115,438
	THAILAND	618,533.55	103,731	4,758,141	112,700
	UK OF GREAT BRITAIN AND N. IRELAND	56,211.17	53,022	2,432,119	54,088
	UNITED STATES OF AMERICA	5,116,975.47	1,788,114	82,020,789	2,028,332
	VIETNAM	249,681.18	25,973	1,191,382	30,955
2508	Other clays (not including expanded clays of heading 68.06), andalusite, kyanite and sillimanite, whether or not calcined; mullite; chamotte or dinas earths.	28,132,202.33	4,244,234	194,683,016	4,622,173
250810	Bentonite	4,955,156.76	1,038,128	47,618,932	1,124,165
	AUSTRALIA	141,828.82	49,754	2,282,216	53,177
	EGYPT ARAB REPUBLIC	21,622.99	5,161	236,735	5,307
	INDIA	3,313,670.86	375,022	17,202,259	421,083
	INDONESIA	317,012.67	134,345	6,162,405	137,404
	ITALY	201,797.02	76,332	3,501,349	80,561
	JAPAN	48,208.18	18,478	847,586	20,323
	MALAYSIA	5,726.93	1,190	54,585	1,266
	PEOPLE'S REPUBLIC OF CHINA	651,119.62	208,932	9,583,711	228,106
	REPUBLIC OF KOREA	15,479.90	9,601	440,398	10,384
	SINGAPORE	71,147.17	17,034	781,350	18,340
	TAIWAN (REP. OF CHINA)	21,653.57	11,851	543,605	12,408
	THAILAND	102,132.82	77,302	3,545,843	81,420
	UNITED STATES OF AMERICA	43,756.21	53,126	2,436,890	54,386
250820	Decolourising earths and fuller's earth	5,641,609.02	1,352,845	62,055,000	1,471,094
	BRAZIL	196,471.12	86,127	3,950,645	89,548
	HONG KONG, CHINA	16,187.51	6,173	283,156	6,200
	INDIA	103,153.07	24,070	1,104,091	24,748
	INDONESIA	969,425.77	490,905	22,517,812	530,813
	JAPAN	71.27	299	13,715	440
	MALAYSIA	190,740.66	95,615	4,385,860	101,916
	PEOPLE'S REPUBLIC OF CHINA	2,783,280.73	430,934	19,766,943	478,256
	TAIWAN (REP. OF CHINA)	293,732.13	24,053	1,103,311	33,047
	THAILAND	968,290.39	165,378	7,585,889	174,558
	UK OF GREAT BRITAIN AND N. IRELAND	17,218.26	8,590	394,023	9,597
	UNITED STATES OF AMERICA	103,038.11	20,701	949,555	21,971
250830	Fire-clay	1,454,332.10	341,672	15,672,495	386,104
	JAPAN	11,713.00	5,017	230,130	5,362
	PEOPLE'S REPUBLIC OF CHINA	1,259,574.76	328,646	15,074,992	370,601
	TAIWAN (REP. OF CHINA)	183,044.34	8,009	367,373	10,141
250840	Other clays, n.e.s.	16,058,894.79	1,503,694	68,974,445	1,632,420

TABLE 8 - Continued

PSCC CODE	COMMODITY AND COUNTRY OF ORIGIN	GROSS WEIGHT (GK)	FOB VALUE		CIF
			DOLLARS	PESOS	DOLLARS
	AUSTRALIA	35,476.02	24,137	1,107,164	24,818
	BRAZIL	70,956.82	32,516	1,491,509	37,929
	GERMANY	17,768.37	6,347	291,137	6,384
	INDIA	105,123.93	21,571	989,462	24,007
	JAPAN	16,525.52	5,763	264,349	5,809
	PEOPLE'S REPUBLIC OF CHINA	12,422,824.26	856,771	39,300,086	923,277
	TAIWAN (REP. OF CHINA)	1,920,979.03	208,000	9,540,960	225,988
	THAILAND	556,640.21	105,937	4,859,330	118,597
	UK OF GREAT BRITAIN AND N. IRELAND	65,684.81	29,649	1,360,000	30,049
	UNITED STATES OF AMERICA	846,915.82	213,003	9,770,448	235,562
250850	Andalusite, kyanite and sillimanite	17,034.90	6,746	309,439	7,208
	UNITED STATES OF AMERICA	17,034.90	6,746	309,439	7,208
250870	Chamotte or dinas earths	5,174.76	1,149	52,705	1,182
	PEOPLE'S REPUBLIC OF CHINA	5,174.76	1,149	52,705	1,182
2509	Chalk.	16,159.17	32,578	1,494,353	33,906
250900	Chalk	16,159.17	32,578	1,494,353	33,906
	JAPAN	1,318.57	23,692	1,086,752	24,399
	PEOPLE'S REPUBLIC OF CHINA	14,788.69	8,398	385,216	8,961
	REPUBLIC OF KOREA	45.02	294	13,486	338
	TAIWAN (REP. OF CHINA)	3.34	171	7,844	183
	UNITED ARAB EMIRATES, N.E.S.	3.55	23	1,055	25
2510	Natural calcium phosphates, natural aluminium calcium phosphates and phosphatic chalk.	25.20	27	1,238	31
251020	Natural calcium phosphates, natural aluminum calcium phosphates and phosphatic chalk, ground	25.20	27	1,238	31
	SINGAPORE	25.20	27	1,238	31
2511	Natural barium sulphate (barytes); natural barium carbonate (witherite), whether or not calcined, other than barium oxide of heading 28.16.	3,242,055.51	770,206	35,329,349	872,699
251110	Natural barium sulphate (barytes), whether or not calcined	2,711,125.33	488,832	22,422,724	573,279
	AUSTRALIA	188,445.77	96,277	4,416,226	127,941
	PEOPLE'S REPUBLIC OF CHINA	2,474,664.48	374,009	17,155,793	425,374
	THAILAND	48,015.08	18,546	850,705	19,964
251120	Natural barium carbonate (witherite), whether or not calcined	530,930.18	281,374	12,906,625	299,420
	GERMANY	102.24	592	27,155	634
	ITALY	466.20	554	25,412	577
	JAPAN	383.41	890	40,824	935
	PEOPLE'S REPUBLIC OF CHINA	92,945.94	83,315	3,821,659	96,536
	SINGAPORE	43.50	628	28,806	648
	UNITED STATES OF AMERICA	436,988.89	195,395	8,962,769	200,090
2512	Siliceous fossil meals (for example, kieselguhr, tripolite and diatomite) and similar siliceous earths, whether or not calcined, of an apparent specific gravity of 1 or less.	527,519.10	231,565	10,621,887	303,185
251200	Siliceous fossil meals (for example, kieselguhr, tripolite and diatomite) and similar siliceous earths, whether or not calcined, of a apparent specific gravity of 1 or less	527,519.10	231,565	10,621,887	303,185
	GERMANY	8.38	129	5,917	165
	INDIA	28,030.66	8,361	383,519	9,918
	ITALY	1,425.80	1,319	60,503	1,489
	PEOPLE'S REPUBLIC OF CHINA	2,079.77	1,894	86,878	4,646
	UNITED STATES OF AMERICA	495,974.49	219,862	10,085,070	286,967

TABLE 8 - Continued

PSCC CODE	COMMODITY AND COUNTRY OF ORIGIN	GROSS WEIGHT (GK)	FOB VALUE		CIF
			DOLLARS	PESOS	DOLLARS
2513	Pumice stone; emery; natural corundum, natural garnet and other natural abrasives, whether or not heat-treated.	1,478,885.57	985,758	45,216,722	1,044,398
251311	Pumice stone, crude or in irregular pieces, including crushed pumice ("bimskies")	174,287.27	61,079	2,801,694	64,001
	FINLAND	18,439.31	26,737	1,226,426	28,566
	JAPAN	658.22	642	29,449	669
	PEOPLE'S REPUBLIC OF CHINA	3,662.71	3,870	177,517	4,031
	REPUBLIC OF KOREA	1,360.08	6,633	304,256	7,087
	SINGAPORE	747.95	458	21,008	508
	TURKEY	149,002.49	20,298	931,069	20,684
	UNITED STATES OF AMERICA	416.51	2,441	111,969	2,456
251319	Pumice stone, other than those of item 25.1311	38,642.27	4,926	225,956	5,629
	HONG KONG, CHINA	224.00	49	2,248	51
	TURKEY	38,418.27	4,877	223,708	5,578
251320	Emery, natural corundum, natural garnet and other natural abrasives	1,265,956.03	919,753	42,189,072	974,768
	AUSTRALIA	316,281.42	115,151	5,281,976	124,095
	AUSTRIA	20,576.06	7,663	351,502	7,694
	FINLAND	14,448.01	20,580	944,005	21,160
	GERMANY	43,982.08	22,439	1,029,277	25,329
	INDIA	490,503.16	427,290	19,599,792	450,466
	JAPAN	33,257.80	109,710	5,032,398	116,119
	NETHERLANDS	38,263.50	16,462	755,112	16,486
	PEOPLE'S REPUBLIC OF CHINA	178,427.62	54,842	2,515,603	59,278
	SINGAPORE	23,200.71	7,511	344,530	9,043
	TAIWAN (REP. OF CHINA)	45.16	240	11,009	249
	TURKEY	81,293.12	33,650	1,543,526	35,241
	UNITED ARAB EMIRATES, N.E.S.	79.41	54	2,477	56
	UNITED STATES OF AMERICA	25,597.98	104,161	4,777,865	109,552
2514	Slate, whether or not roughly trimmed or merely cut, by sawing or otherwise, into blocks or slabs of a rectangular (including square) shape.	64,842.04	22,908	1,050,790	23,931
251400	Slate, whether or not roughly trimmed or merely cut, by sawing or otherwise, into blocks or slabs of a rectangular (including square) shape	64,842.04	22,908	1,050,790	23,931
	INDIA	43,466.40	14,025	643,327	14,632
	PEOPLE'S REPUBLIC OF CHINA	21,375.64	8,883	407,463	9,299
2515	Marble, travertine, ecaussine and other calcareous monumental or building stone of an apparent specific gravity of 2.5 or more, and alabaster, whether or not roughly trimmed or merely cut, by sawing or otherwise, into blocks or slabs of a rectangular (including square) shape.	711,602.39	239,762	10,997,884	262,720
251511	Marble and travertine, crude or roughly trimmed	88.90	26	1,193	30
	PEOPLE'S REPUBLIC OF CHINA	88.90	26	1,193	30
251512	Marble and travertine, merely cut, by sawing or otherwise, into blocks or slabs of a rectangular (including square) shape	711,513.49	239,736	10,996,691	262,690
	BELGIUM	42,239.14	18,455	846,531	19,997
	JAPAN	121.70	379	17,385	427
	PEOPLE'S REPUBLIC OF CHINA	644,502.92	172,883	7,930,143	192,675
	REPUBLIC OF KOREA	21.67	17,377	797,083	18,565
	SINGAPORE	5,579.11	20,123	923,042	20,174
	SPAIN	19,038.14	8,139	373,336	8,472
	VIETNAM	10.81	2,380	109,171	2,380

TABLE 8 - Continued

PSCC CODE	COMMODITY AND COUNTRY OF ORIGIN	GROSS WEIGHT (GK)	FOB VALUE		CIF
			DOLLARS	PESOS	DOLLARS
2516	Granite, porphyry, basalt, sandstone and other monumental or building stone, whether or not roughly trimmed or merely cut, by sawing or otherwise, into blocks or slabs of a rectangular (including square) shape.	449,393.35	271,095	12,435,129	291,889
251611	Granite, crude or roughly trimmed	79.86	1,225	56,191	1,322
	JAPAN	2.86	1,093	50,136	1,164
	PEOPLE'S REPUBLIC OF CHINA	77.00	132	6,055	158
251612	Granite, merely cut, by sawing or otherwise, into blocks or slabs of a rectangular (including square) shape	391,581.71	234,282	10,746,516	251,805
	INDIA	45,445.60	17,103	784,515	19,718
	JAPAN	45.13	960	44,035	999
	PEOPLE'S REPUBLIC OF CHINA	343,204.44	214,171	9,824,024	228,505
	REPUBLIC OF KOREA	2,725.17	1,202	55,136	1,298
	UNITED STATES OF AMERICA	161.37	846	38,806	1,285
251621	Sandstone, crude or roughly trimmed	11,483.98	7,016	321,824	7,740
	JAPAN	6,430.09	4,334	198,801	4,858
	REPUBLIC OF KOREA	5,042.25	2,297	105,363	2,483
	UNITED STATES OF AMERICA	11.64	385	17,660	399
251690	Other monumental or building stone, merely cut, by sawing or otherwise, into blocks or slabs of a rectangular shape	46,247.80	28,572	1,310,598	31,022
	INDIA	20,633.42	10,759	493,515	12,308
	JAPAN	1,000.82	3,385	155,270	3,544
	MALAYSIA	295.81	1,001	45,916	1,244
	PEOPLE'S REPUBLIC OF CHINA	18,891.00	9,388	430,628	9,773
	REPUBLIC OF KOREA	5,426.75	4,039	185,269	4,153
2517	Pebbles, gravel, broken or crushed stone, of a kind commonly used for concrete aggregates, for road metalling or for railway or other ballast, shingle and flint, whether or not heat-treated; macadam of slag, dross or similar industrial waste, whether or not incorporating the materials cited in the first part of the heading; tarred macadam; granules, chippings and powder, of stones of heading 25.15 or 25.16, whether or not heat-treated.	47,751,366.40	519,068	23,809,649	558,179
251710	Pebbles, gravel, broken or crushed stone, of a kind commonly used for concrete aggregates, for road metalling or for railway or other ballast, shingle and flint, whether or not heat-treated	674,250.53	298,068	13,672,380	316,707
	FRANCE	81,310.52	27,504	1,261,608	33,441
	HONG KONG, CHINA	27.16	323	14,816	385
	JAPAN	79.01	29	1,330	31
	PEOPLE'S REPUBLIC OF CHINA	575,161.42	263,444	12,084,177	275,982
	TAIWAN (REP. OF CHINA)	2,977.36	696	31,926	765
	UK OF GREAT BRITAIN AND N. IRELAND	14,695.06	6,072	278,523	6,103
251720	Macadam of slag, dross or similar industrial waste, whether or not incorporating the materials cited in subheading No. 2517.10	16,811,000.00	117,677	5,397,844	120,996
	PEOPLE'S REPUBLIC OF CHINA	16,811,000.00	117,677	5,397,844	120,996
251741	Granules, chippings and powder of marble, whether or not heat-treated	37,972.29	19,767	906,712	22,996
	JAPAN	267.75	510	23,394	526
	SWITZERLAND	29,694.46	14,282	655,115	16,184
	UNITED STATES OF AMERICA	8,010.08	4,975	228,203	6,286
251749	Granules, chippings and powder of other stones of heading No. 25.15 or 25.16, whether or not heat-treated	30,228,143.58	83,556	3,832,713	97,480
	AUSTRALIA	88,871.68	27,526	1,262,617	32,383
	GERMANY	50.81	177	8,119	203
	PEOPLE'S REPUBLIC OF CHINA	6,647.70	2,060	94,492	2,254

TABLE 8 - Continued

PSCC CODE	COMMODITY AND COUNTRY OF ORIGIN	GROSS WEIGHT (GK)	FOB VALUE		CIF
			DOLLARS	PESOS	DOLLARS
	REPUBLIC OF KOREA	370.62	261	11,972	271
	SINGAPORE	2.51	36	1,651	39
	TAIWAN (REP. OF CHINA)	30,055,790.17	33,100	1,518,297	39,746
	TURKEY	76,410.09	20,396	935,565	22,584
2518	Dolomite, whether or not calcined or sintered, including dolomite roughly trimmed or merely cut, by sawing or otherwise, into blocks or slabs of a rectangular (including square) shape; dolomite ramming mix.	607,307.44	126,133	5,785,721	145,421
251810	Dolomite, not calcined	84,980.40	21,719	996,251	22,699
	PEOPLE'S REPUBLIC OF CHINA	34,903.09	10,971	503,240	11,704
	TAIWAN (REP. OF CHINA)	479.04	47	2,156	55
	THAILAND	49,598.27	10,701	490,855	10,940
251820	Dolomite, calcined	522,327.04	104,414	4,789,470	122,722
	UK OF GREAT BRITAIN AND N. IRELAND	522,327.04	104,414	4,789,470	122,722
2519	Natural magnesium carbonate (magnesite); fused magnesia; dead-burned (sintered) magnesia, whether or not containing small quantities of other oxides added before sintering; other magnesium oxide, whether or not pure.	986,069.29	393,916	18,068,926	419,242
251910	Natural magnesium carbonate (magnesite)	588,668.99	157,556	7,227,093	166,470
	JAPAN	16,179.57	15,199	697,178	16,910
	PEOPLE'S REPUBLIC OF CHINA	516,819.60	97,475	4,471,178	102,559
	TAIWAN (REP. OF CHINA)	55,669.82	44,882	2,058,737	47,001
251990	Fused, dead-burned (sintered) magnesia, whether or not containing small quantities of other oxides added before sintering; other magnesium oxide, whether or not pure	397,400.30	236,360	10,841,833	252,772
	AUSTRALIA	103,953.65	67,490	3,095,766	71,535
	GERMANY	20.61	508	23,302	513
	JAPAN	54,410.58	80,627	3,698,360	86,027
	NETHERLANDS	20,077.93	13,271	608,741	15,410
	PEOPLE'S REPUBLIC OF CHINA	173,293.79	27,167	1,246,150	29,058
	TAIWAN (REP. OF CHINA)	45,643.74	47,297	2,169,514	50,229
2520	Gypsum; anhydrite; plasters (consisting of calcined gypsum or calcium sulphate) whether or not coloured, with or without small quantities of accelerators or retarders.	844,667,690.63	18,992,943	871,206,295	22,793,147
252010	Gypsum; anhydrite	818,911,875.72	16,603,767	761,614,792	20,115,920
	GERMANY	6,423.33	2,779	127,473	3,001
	JAPAN	5,321.33	7,982	366,134	8,207
	MALAYSIA	41,123.02	12,286	563,559	12,633
	OMAN	66,931,079.50	873,898	40,085,701	905,889
	PEOPLE'S REPUBLIC OF CHINA	17,398,363.89	168,477	7,728,040	187,704
	REPUBLIC OF KOREA	265,894,003.25	3,071,125	140,872,503	3,839,062
	TAIWAN (REP. OF CHINA)	1,226.99	755	34,632	1,330
	THAILAND	435,354,101.58	11,908,741	546,253,950	14,586,908
	UNITED ARAB EMIRATES, N.E.S.	33,272,278.98	555,231	25,468,446	568,581
	UNITED STATES OF AMERICA	7,953.85	2,493	114,354	2,605
252020	Plasters (consisting of calcined gypsum or calcium sulphate) whether or not coloured, with or without small quantities of accelerators or retarders	25,755,814.91	2,389,176	109,591,503	2,677,227
	GERMANY	142,189.89	43,563	1,998,235	47,334
	INDIA	1,043.26	970	44,494	1,064
	INDONESIA	163,260.63	30,378	1,393,439	33,244
	ITALY	1.66	423	19,403	453
	JAPAN	255.24	10,010	459,159	10,916

TABLE 8 - Continued

PSCC CODE	COMMODITY AND COUNTRY OF ORIGIN	GROSS WEIGHT (GK)	FOB VALUE		CIF
			DOLLARS	PESOS	DOLLARS
	MALAYSIA	3,720.83	1,739	79,768	2,107
	PEOPLE'S REPUBLIC OF CHINA	380,479.35	85,361	3,915,509	93,874
	SINGAPORE	7.41	921	42,246	958
	TAIWAN (REP. OF CHINA)	13,629,505.48	223,934	10,271,853	321,407
	THAILAND	11,378,037.06	1,962,441	90,017,168	2,133,642
	UNITED STATES OF AMERICA	57,314.10	29,436	1,350,229	32,228
2521	Limestone flux; limestone and other calcareous stone, of a kind used for the manufacture of lime or cement.	83,010.23	23,240	1,066,019	25,113
252100	Limestone flux; limestone and other calcareous stone, of a kind used for the manufacture of lime or cement	83,010.23	23,240	1,066,019	25,113
	AUSTRALIA	1,742.68	3,395	155,729	3,543
	JAPAN	30.69	1,268	58,163	1,375
	MALAYSIA	71,437.73	6,844	313,934	7,642
	PEOPLE'S REPUBLIC OF CHINA	6,471.15	7,479	343,062	8,056
	TAIWAN (REP. OF CHINA)	909.39	1,471	67,475	1,513
	UNITED STATES OF AMERICA	2,418.59	2,783	127,656	2,984
2522	Quicklime, slaked lime and hydraulic lime, other than calcium oxide and hydroxide of heading 28.25.	45,907,984.25	5,770,730	264,703,385	6,211,962
252210	Quicklime	30,146,467.15	3,227,524	148,046,526	3,564,957
	INDONESIA	712,792.90	76,620	3,514,559	86,166
	JAPAN	1,385.98	1,856	85,135	2,120
	MALAYSIA	9,497,763.69	1,205,771	55,308,716	1,329,102
	PEOPLE'S REPUBLIC OF CHINA	34,548.14	10,203	468,012	10,684
	UNITED STATES OF AMERICA	7,149.79	11,462	525,762	11,506
	VIETNAM	19,892,826.65	1,921,612	88,144,342	2,125,379
252220	Slaked lime	15,756,299.83	2,542,428	116,621,172	2,646,197
	INDIA	2.59	60	2,752	62
	INDONESIA	8,692,726.94	1,427,952	65,500,158	1,448,873
	MALAYSIA	6,430,748.42	1,010,002	46,328,792	1,082,165
	PEOPLE'S REPUBLIC OF CHINA	77,377.94	20,138	923,730	21,718
	TAIWAN (REP. OF CHINA)	4,085.11	440	20,183	469
	THAILAND	307,411.43	45,682	2,095,433	49,492
	UK OF GREAT BRITAIN AND N. IRELAND	67,795.89	13,616	624,566	18,880
	VIETNAM	176,151.51	24,538	1,125,558	24,538
252230	Hydraulic lime	5,217.27	778	35,687	808
	TAIWAN (REP. OF CHINA)	5,217.27	778	35,687	808
2523	Portland cement, aluminous cement, slag cement, supersulphate cement and similar hydraulic cements, whether or not coloured or in the form of clinkers.	3,319,043,913.07	148,520,480	6,812,634,419	173,370,987
252310	Cement clinkers	2,646,651,049.06	108,236,725	4,964,818,576	124,780,024
	GERMANY	56.87	2,456	112,657	2,557
	INDONESIA	112,647,638.69	4,367,959	200,358,279	5,219,833
	JAPAN	221,466,738.08	9,683,202	444,168,475	9,940,903
	NETHERLANDS	9,514.61	28,319	1,298,993	28,400
	PEOPLE'S REPUBLIC OF CHINA	82,620,590.08	2,448,128	112,295,631	3,169,646
	REPUBLIC OF KOREA	617,917,695.64	27,348,256	1,254,464,503	31,579,166
	TAIWAN (REP. OF CHINA)	50.97	288	13,211	308
	THAILAND	376,253,606.87	15,484,753	710,285,620	17,669,946
	UNITED STATES OF AMERICA	0.83	426	19,541	455
	VIETNAM	1,235,735,156.42	48,872,938	2,241,801,666	57,168,810
252321	Portland cement, white cement, whether or not artificially coloured	35,713,146.97	4,083,878	187,327,485	4,434,141

TABLE 8 - Continued

PSCC CODE	COMMODITY AND COUNTRY OF ORIGIN	GROSS WEIGHT (GK)	FOB VALUE		CIF
			DOLLARS	PESOS	DOLLARS
	HONG KONG, CHINA	167.12	61	2,798	66
	INDIA	2,028,638.80	287,999	13,210,514	295,166
	INDONESIA	1,493,613.41	238,132	10,923,115	285,876
	IRAN, ISLAMIC REP. OF	119,042.37	12,794	586,861	13,828
	JAPAN	81,343.37	14,033	643,694	14,439
	MALAYSIA	602,633.89	84,828	3,891,060	97,493
	PEOPLE'S REPUBLIC OF CHINA	7,845,246.01	813,469	37,313,823	866,900
	SINGAPORE	28,191.72	13,987	641,584	15,192
	TAIWAN (REP. OF CHINA)	45,585.12	5,031	230,772	5,273
	THAILAND	10,519,897.03	1,559,656	71,541,421	1,737,298
	UNITED ARAB EMIRATES, N.E.S.	5,516,547.76	766,671	35,167,199	814,992
	UNITED STATES OF AMERICA	3,917,910.45	875	40,136	950
	VIETNAM	3,514,329.92	286,342	13,134,508	286,668
252329	Other portland cement, n.e.s.	600,008,988.77	33,697,501	1,545,704,371	41,411,237
	AUSTRALIA	3,405.47	4,182	191,828	4,520
	JAPAN	24.42	275	12,615	297
	MALAYSIA	355,496.92	82,820	3,798,953	88,292
	PEOPLE'S REPUBLIC OF CHINA	44,403,602.96	2,468,269	113,219,499	2,647,563
	SINGAPORE	21,836.56	7,560	346,777	8,587
	TAIWAN (REP. OF CHINA)	228,683,405.25	10,410,747	477,540,965	14,494,995
	UNITED STATES OF AMERICA	6.95	318	14,587	367
	VIETNAM	326,541,210.24	20,723,330	950,579,147	24,166,616
252330	Aluminous cement	959,670.56	347,031	15,918,312	367,649
	CROATIA	37,177.32	21,842	1,001,893	21,936
	FRANCE	36,802.52	15,804	724,929	16,817
	PEOPLE'S REPUBLIC OF CHINA	842,815.58	277,099	12,710,531	295,438
	SINGAPORE	42,869.31	31,653	1,451,923	32,781
	UNITED STATES OF AMERICA	5.83	633	29,036	677
252390	Other hydraulic cement, whether or not colored or in the form of clinkers	35,711,057.71	2,155,345	98,865,675	2,377,936
	INDIA	445,013.10	28,864	1,323,992	37,769
	MALAYSIA	1,800,652.27	395,140	18,125,071	404,132
	NETHERLANDS	25,632.84	15,823	725,801	16,017
	PEOPLE'S REPUBLIC OF CHINA	264.83	24	1,101	33
	REPUBLIC OF KOREA	6,575.49	7,351	337,190	7,652
	TAIWAN (REP. OF CHINA)	637.87	233	10,688	240
	UNITED ARAB EMIRATES, N.E.S.	2,579.97	12,940	593,558	13,410
	UNITED STATES OF AMERICA	25,848.05	24,781	1,136,705	28,205
	VIETNAM	33,403,853.29	1,670,189	76,611,569	1,870,478
2524	Asbestos.	1,991,184.17	1,156,345	53,041,545	1,240,036
252400	Asbestos	1,991,184.17	1,156,345	53,041,545	1,240,036
	BRAZIL	311,563.17	246,149	11,290,855	260,906
	JAPAN	31,205.24	10,179	466,911	10,596
	PEOPLE'S REPUBLIC OF CHINA	227,045.56	122,982	5,641,184	128,660
	RUSSIAN FEDERATION	1,421,370.20	777,035	35,642,595	839,874
2525	Mica, including splittings; mica waste.	317,116.49	446,781	20,493,844	472,297
252510	Crude mica and mica rifted into sheets or splittings	406.48	4,764	218,524	5,218
	INDIA	328.68	1,826	83,759	1,830
	PEOPLE'S REPUBLIC OF CHINA	46.62	537	24,632	574
	REPUBLIC OF KOREA	0.84	112	5,137	119
	TAIWAN (REP. OF CHINA)	30.34	2,289	104,996	2,695
252520	Mica powder	231,456.91	221,420	10,156,536	238,440
	BELGIUM	10,110.59	11,085	508,469	11,844
	INDIA	4,755.08	14,195	651,125	14,337
	JAPAN	14,566.72	46,778	2,145,707	53,188
	MALAYSIA	34,927.74	14,914	684,105	15,248
	PEOPLE'S REPUBLIC OF CHINA	81,027.40	69,531	3,189,387	75,962

TABLE 8 - Continued

PSCC CODE	COMMODITY AND COUNTRY OF ORIGIN	GROSS WEIGHT (GK)	FOB VALUE		CIF DOLLARS
			DOLLARS	PESOS	
	SINGAPORE	12,766.65	12,482	572,549	13,146
	SWITZERLAND	2,578.85	6,809	312,329	7,803
	TAIWAN (REP. OF CHINA)	17,770.68	1,920	88,070	2,236
	THAILAND	3.15	48	2,202	51
	UK OF GREAT BRITAIN AND N. IRELAND	51,441.77	27,525	1,262,572	28,212
	UNITED STATES OF AMERICA	1,508.28	16,133	740,021	16,413
252530	Mica waste	85,253.10	220,597	10,118,784	228,639
	JAPAN	85,175.35	220,300	10,105,161	228,330
	UNITED STATES OF AMERICA	77.75	297	13,623	309
2526	Natural steatite, whether or not roughly trimmed or merely cut, by sawing or otherwise, into blocks or slabs of a rectangular (including square) shape; talc.	21,121,150.33	4,147,346	190,238,760	4,468,631
252610	Natural steatite, not crushed, not powdered	2,803.86	2,774	127,243	3,219
	PEOPLE'S REPUBLIC OF CHINA	90.30	270	12,385	278
	REPUBLIC OF KOREA	2,713.56	2,504	114,858	2,941
252620	Natural steatite, crushed or powdered	21,118,346.47	4,144,572	190,111,517	4,465,412
	GERMANY	5,399.28	39,839	1,827,415	42,393
	HONG KONG, CHINA	103.88	917	42,063	1,030
	INDIA	3,886,486.38	1,389,051	63,715,769	1,428,277
	INDONESIA	573.97	883	40,503	952
	JAPAN	108,184.11	87,691	4,022,386	92,711
	MALAYSIA	6,626.99	6,185	283,706	6,603
	PEOPLE'S REPUBLIC OF CHINA	16,283,760.98	2,225,678	102,091,850	2,468,090
	REPUBLIC OF KOREA	2,562.76	2,364	108,437	2,722
	SINGAPORE	35,822.97	61,006	2,798,345	63,813
	SWITZERLAND	735.14	272	12,477	1,526
	TAIWAN (REP. OF CHINA)	3,130.67	1,059	48,576	1,196
	THAILAND	1,196.58	1,713	78,575	1,885
	UNITED STATES OF AMERICA	783,762.76	327,914	15,041,415	354,214
2528	Natural borates and concentrates thereof (whether or not calcined), but not including borates separated from natural brine; natural boric acid containing not more than 85% of H3BO3 calculated on the dry weight.	3,555.04	5,198	238,432	5,390
252810	Natural sodium borates and concentrates thereof (whether or not calcined)	3,555.04	5,198	238,432	5,390
	TAIWAN (REP. OF CHINA)	3,547.52	4,806	220,451	4,941
	UNITED STATES OF AMERICA	7.52	392	17,981	449
2529	Felspar; leucite; nepheline and nepheline syenite; fluorspar.	2,789,925.12	453,925	20,821,539	509,882
252910	Felspar	2,311,991.96	254,814	11,688,318	296,795
	INDIA	174,854.72	18,965	869,925	21,588
	JAPAN	37,310.74	14,523	666,170	15,142
	MALAYSIA	381,466.96	39,337	1,804,388	39,408
	PEOPLE'S REPUBLIC OF CHINA	813,943.51	85,691	3,930,646	98,839
	TAIWAN (REP. OF CHINA)	7,143.37	1,332	61,099	1,479
	TURKEY	897,272.66	94,966	4,356,090	120,339
252921	Fluorspar, containing by weight 97% or less of calcium flouride	321,540.97	124,752	5,722,374	128,280
	INDIA	734.59	429	19,678	444
	MEXICO	52,001.47	21,954	1,007,030	22,853
	PEOPLE'S REPUBLIC OF CHINA	266,393.41	100,876	4,627,182	103,448
	TAIWAN (REP. OF CHINA)	2,411.50	1,493	68,484	1,535
252922	Fluorspar, containing by weight more than 97% of calcium flouride	141,354.82	67,977	3,118,105	78,188
	MEXICO	87,993.77	38,757	1,777,784	47,931
	PEOPLE'S REPUBLIC OF CHINA	42,625.33	22,835	1,047,441	23,448
	TAIWAN (REP. OF CHINA)	10,735.72	6,385	292,880	6,809
252930	Leucite; nepheline and nepheline syenite	15,037.37	6,382	292,742	6,619

TABLE 8 - Continued

PSCC CODE	COMMODITY AND COUNTRY OF ORIGIN	GROSS WEIGHT (GK)	FOB VALUE		CIF
			DOLLARS	PESOS	DOLLARS
	TAIWAN (REP. OF CHINA)	15,037.37	6,382	292,742	6,619
2530	Mineral substances not elsewhere specified or included.	985,974.14	665,347	30,519,466	706,032
253010	Vermiculite, perlite and chlorites, unexpanded	36,739.80	10,048	460,901	10,796
	SINGAPORE	4.97	58	2,660	72
	TAIWAN (REP. OF CHINA)	36,688.47	9,935	455,718	10,666
	UNITED STATES OF AMERICA	46.36	55	2,523	58
253090	Other mineral substances not elsewhere specified or included	949,234.34	655,299	30,058,565	695,236
	AUSTRALIA	4,232.86	10,491	481,222	11,445
	FINLAND	974.57	421	19,311	776
	GERMANY	416.18	2,579	118,299	5,455
	INDIA	57,799.61	23,889	1,095,788	24,563
	INDONESIA	32,420.23	3,356	153,940	5,979
	JAPAN	80,789.64	182,831	8,386,458	194,399
	MYANMAR, UNION OF (BURMA)	122.78	221	10,137	236
	NETHERLANDS	99,690.84	22,576	1,035,561	25,857
	PEOPLE'S REPUBLIC OF CHINA	23,639.62	34,577	1,586,047	36,668
	SINGAPORE	912.94	3,224	147,885	3,228
	SOUTH AFRICA, REP. OF	49,262.33	15,233	698,738	16,497
	TAIWAN (REP. OF CHINA)	325,014.72	306,236	14,047,046	319,048
	THAILAND	270,776.09	43,448	1,992,960	44,565
	UNITED STATES OF AMERICA	3,181.93	6,217	285,173	6,520
26	Ores, slag and ash	3,467,683,141.70	339,079,647	15,553,583,408	371,133,446
2601	Iron ores and concentrates, including roasted iron pyrites.	2,779,795,567.93	188,369,897	8,640,527,175	196,820,751
260111	Iron ores and concentrates, other than roasted iron pyrites, non-agglomerated	2,779,795,567.93	188,369,897	8,640,527,175	196,820,751
	BRAZIL	2,594,534,369.72	174,243,486	7,992,548,703	182,524,920
	CANADA	182,651,274.24	14,085,112	646,084,087	14,243,733
	NETHERLANDS	69,781.36	15,376	705,297	22,009
	PEOPLE'S REPUBLIC OF CHINA	2,536,594.98	22,831	1,047,258	26,236
	SWITZERLAND	3,547.63	3,092	141,830	3,853
2603	Copper ores and concentrates.	115,982,856.80	139,179,429	6,384,160,407	161,174,241
260300	Copper ores and concentrates	115,982,856.80	139,179,429	6,384,160,407	161,174,241
	AUSTRALIA	33,449,732.50	40,139,679	1,841,207,076	46,060,832
	CANADA	8,233,935.68	9,880,723	453,228,764	11,604,291
	CHILE	8,017,609.04	9,621,131	441,321,279	11,281,229
	INDONESIA	18,590,080.41	22,308,097	1,023,272,409	25,671,865
	PAPUA NEW GUINEA	21,807,074.17	26,168,489	1,200,348,590	30,382,951
	PEOPLE'S REPUBLIC OF CHINA	8,276,692.50	9,932,031	455,582,262	11,645,774
	PERU	8,118,888.33	9,742,666	446,896,089	11,423,735
	VIETNAM	9,488,844.17	11,386,613	522,303,938	13,103,564
2604	Nickel ores and concentrates.	104,462.41	75,873	3,480,295	77,960
260400	Nickel ores and concentrates	104,462.41	75,873	3,480,295	77,960
	JAPAN	104,462.41	75,873	3,480,295	77,960
2605	Cobalt ores and concentrates.	11,837.41	50,203	2,302,812	53,637
260500	Cobalt ores and concentrates	11,837.41	50,203	2,302,812	53,637
	BELGIUM	11,837.41	50,203	2,302,812	53,637
2608	Zinc ores and concentrates.	3,356.69	6,229	285,724	6,630
260800	Zinc ores and concentrates	3,356.69	6,229	285,724	6,630
	PEOPLE'S REPUBLIC OF CHINA	3,356.69	6,229	285,724	6,630
2609	Tin ores and concentrates.	34,175.70	375,677	17,232,304	401,380

TABLE 8 - Continued

PSCC CODE	COMMODITY AND COUNTRY OF ORIGIN	GROSS WEIGHT (GK)	FOB VALUE		CIF
			DOLLARS	PESOS	DOLLARS
260900	Tin ores and concentrates	34,175.70	375,677	17,232,304	401,380
	THAILAND	34,175.70	375,677	17,232,304	401,380
2610	Chromium ores and concentrates.	5,940.77	8,690	398,611	8,701
261000	Chromium ores and concentrates	5,940.77	8,690	398,611	8,701
	JAPAN	5,940.05	8,533	391,409	8,540
	UNITED STATES OF AMERICA	0.72	157	7,202	161
2613	Molybdenum ores and concentrates.	1,976.88	31,280	1,434,814	36,340
261390	Molybdenum ores and concentrates, n.e.s.	1,976.88	31,280	1,434,814	36,340
	GERMANY	0.91	30	1,376	32
	TAIWAN (REP. OF CHINA)	1,975.97	31,250	1,433,438	36,308
2614	Titanium ores and concentrates.	1,296,507.41	792,926	36,371,515	836,040
261400	Titanium ores and concentrates	1,296,507.41	792,926	36,371,515	836,040
	AUSTRALIA	503,519.14	301,514	13,830,447	323,115
	HONG KONG, CHINA	38,932.30	30,007	1,376,421	31,297
	NETHERLANDS	19,955.20	27,320	1,253,168	28,091
	SOUTH AFRICA, REP. OF	139,686.43	99,213	4,550,900	105,995
	THAILAND	458,323.46	222,992	10,228,643	233,390
	UKRAINE (UKRAINIAN S.S.R.)	136,090.88	111,880	5,131,936	114,152
2615	Niobium, tantalum, vanadium or zirconium ores and concentrates.	57,118.50	227,730	10,445,976	247,854
261590	Niobium, tantalum, vanadium ores and concentrates	57,118.50	227,730	10,445,976	247,854
	JAPAN	273.74	18,009	826,073	18,529
	REPUBLIC OF KOREA	1,879.48	112,248	5,148,816	121,166
	TAIWAN (REP. OF CHINA)	54,965.28	97,473	4,471,087	108,159
2616	Precious metal ores and concentrates.	244.42	4,803	220,313	5,200
261690	Other precious metal ores and concentrates	244.42	4,803	220,313	5,200
	DENMARK	218.25	2,643	121,234	2,718
	NEW ZEALAND	23.38	1,478	67,796	1,768
	UNITED STATES OF AMERICA	2.79	682	31,283	714
2617	Other ores and concentrates.	592.74	9,154	419,894	9,629
261790	Other ores and concentrates	592.74	9,154	419,894	9,629
	AUSTRALIA	53.09	3,588	164,582	3,924
	GREECE	436.67	90	4,128	192
	NEW ZEALAND	102.98	5,476	251,184	5,513
2618	Granulated slag (slag sand) from the manufacture of iron or steel.	275,398,090.74	3,426,648	157,180,343	4,408,600
261800	Granulated slag (slag sand) from the manufacture of iron or steel	275,398,090.74	3,426,648	157,180,343	4,408,600
	CANADA	779.14	66	3,027	71
	JAPAN	272,905,239.03	3,110,276	142,668,360	4,075,061
	PEOPLE'S REPUBLIC OF CHINA	2,492,072.57	316,306	14,508,956	333,468
2619	Slag, dross (other than granulated slag), scalings and other waste from the manufacture of iron and steel.	276,595,740.71	6,215,351	285,098,151	6,713,651
261900	Slag, dross (other than granulated slag), scalings and other waste from the manufacture of iron and steel	276,595,740.71	6,215,351	285,098,151	6,713,651
	BANGLADESH	18,415,205.66	1,169,769	53,657,304	1,169,769
	INDIA	40,875,202.11	2,455,596	112,638,189	2,807,560
	JAPAN	15,759,871.36	55,871	2,562,803	123,851
	TAIWAN (REP. OF CHINA)	201,545,461.58	2,534,115	116,239,855	2,612,471

TABLE 8 - Continued

PSCC CODE	COMMODITY AND COUNTRY OF ORIGIN	GROSS WEIGHT (GK)	FOB VALUE		CIF
			DOLLARS	PESOS	DOLLARS
2620	Ash and residues (other than from the manufacture of iron or steel), containing arsenic, metals or their compounds.	318,037.51	155,470	7,131,409	171,012
262021	Leaded gasoline sludges and leaded anti-knock compound sludges	765.40	9,792	449,159	10,446
	REPUBLIC OF KOREA	765.40	9,792	449,159	10,446
262030	Ash and residues (other than from the manufacture of iron or steel), containing mainly copper	15,357.59	51,213	2,349,140	54,486
	JAPAN	26.82	312	14,311	332
	PEOPLE'S REPUBLIC OF CHINA	540.04	28,148	1,291,149	30,072
	SINGAPORE	14,739.70	2,986	136,968	2,994
	UNITED STATES OF AMERICA	51.03	19,767	906,712	21,088
262040	Ash and residues (other than from the manufacture of iron or steel), containing mainly aluminum	17,696.25	37,126	1,702,970	38,931
	PEOPLE'S REPUBLIC OF CHINA	17,696.25	37,126	1,702,970	38,931
262099	Ash and residues containing other metals or their compounds	284,218.27	57,339	2,630,140	67,149
	INDIA	274,678.25	15,075	691,490	19,922
	JAPAN	9,416.67	39,757	1,823,654	44,507
	UNITED STATES OF AMERICA	123.35	2,507	114,996	2,720
2621	Other slag and ash, including seaweed ash (kelp); ash and residues from the incineration of municipal waste.	18,076,635.08	150,287	6,893,665	161,820
262110	Ash and residues from the incineration of municipal waste	15,283.51	2,872	131,739	4,042
	PEOPLE'S REPUBLIC OF CHINA	15,283.51	2,872	131,739	4,042
262190	Other slag and ash, including seaweed ash (kelp)	18,061,351.57	147,415	6,761,926	157,778
	INDIA	1,191,875.83	65,413	3,000,494	69,888
	JAPAN	16,755,014.77	57,120	2,620,094	59,231
	PEOPLE'S REPUBLIC OF CHINA	113,706.59	24,811	1,138,081	28,574
	SINGAPORE	754.38	71	3,257	85
27	Mineral fuels, mineral oils and products of their distillation; bituminous substances; mineral waxes	36,408,918,212.14	9,279,729,979	425,661,214,146	9,707,455,769
2701	Coal; briquettes, ovoids and similar solid fuels manufactured from coal.	15,229,162,887.67	837,838,061	38,431,631,857	908,421,741
270111	Anthracite, whether or not pulverised, but not agglomerated	103,319,820.67	10,326,551	473,678,894	11,421,552
	INDONESIA	8,002,697.00	593,720	27,233,936	664,966
	JAPAN	6,013.67	3,833	175,820	4,274
	REPUBLIC OF KOREA	86,390.00	11,231	515,166	12,059
	TAIWAN (REP. OF CHINA)	2,880.00	3,040	139,445	3,050
	VIETNAM	95,221,840.00	9,714,727	445,614,527	10,737,203
270112	Bituminous coal, whether or not pulverised, but not agglomerated	1,938,706,428.00	106,672,089	4,893,048,722	113,057,360
	INDONESIA	1,938,563,628.00	106,641,521	4,891,646,568	113,024,294
	IRAN, ISLAMIC REP. OF	91,480.00	18,276	838,320	19,025
	UNITED ARAB EMIRATES, N.E.S.	51,320.00	12,292	563,834	14,041
270119	Other coal, whether or not pulverised, but not agglomerated	13,187,136,639.00	720,839,421	33,064,904,241	783,942,829
	AUSTRALIA	873,726,840.00	53,419,747	2,450,363,795	56,716,494
	INDIA	149,211.00	489,160	22,437,769	514,312
	INDONESIA	12,171,355,746.00	657,022,621	30,137,627,625	716,129,901
	JAPAN	1.00	579	26,559	612
	MALAYSIA	10,858,735.00	760,111	34,866,292	856,473
	RUSSIAN FEDERATION	99,268,000.00	5,983,998	274,485,988	6,322,622
	SINGAPORE	7,578,106.00	642,775	29,484,089	738,362
	VIETNAM	24,200,000.00	2,520,430	115,612,124	2,664,053

TABLE 8 - Continued

PSCC CODE	COMMODITY AND COUNTRY OF ORIGIN	GROSS WEIGHT (GK)	FOB VALUE		CIF
			DOLLARS	PESOS	DOLLARS
2702	Lignite, whether or not agglomerated, excluding jet.	20,610.00	8,340	382,556	8,745
270210	Lignite, whether or not pulverised, but not agglomerated	7,480.00	2,760	126,601	3,000
	MALAYSIA	7,000.00	1,771	81,236	1,872
	UNITED STATES OF AMERICA	480.00	989	45,365	1,128
270220	Lignite, agglomerated	13,130.00	5,580	255,955	5,745
	PEOPLE'S REPUBLIC OF CHINA	13,130.00	5,580	255,955	5,745
2703	Peat (including peat litter), whether or not agglomerated.	763,922.00	141,980	6,512,623	157,807
270300	Peat (including peat litter), whether or not agglomerated	763,922.00	141,980	6,512,623	157,807
	GERMANY	573,240.00	107,716	4,940,933	120,327
	GREECE	17,500.00	10,222	468,883	10,267
	NETHERLANDS	173,182.00	24,042	1,102,807	27,213
2704	Coke and semi-coke of coal, of lignite or of peat, whether or not agglomerated; retort carbon.	58,252,643.00	7,784,846	357,090,886	7,943,599
270400	Coke and semi-coke of coal, of lignite or of peat, whether or not agglomerated; retort carbon	58,252,643.00	7,784,846	357,090,886	7,943,599
	JAPAN	43,526,987.00	5,097,273	233,811,913	5,098,028
	PEOPLE'S REPUBLIC OF CHINA	14,672,430.00	2,636,190	120,922,035	2,794,042
	UNITED STATES OF AMERICA	53,226.00	51,383	2,356,938	51,529
2707	Oils and other products of the distillation of high temperature coal tar; similar products in which the weight of the aromatic constituents exceeds that of the non-aromatic constituents.	16,225,246.30	11,541,391	529,403,607	12,256,300
270730	Xylole	125.00	17,300	793,551	17,668
	HONG KONG, CHINA	125.00	17,300	793,551	17,668
270740	Naphthalene	104,810.00	169,290	7,765,332	170,803
	PEOPLE'S REPUBLIC OF CHINA	84,350.00	136,576	6,264,741	138,072
	TAIWAN (REP. OF CHINA)	20,460.00	32,714	1,500,591	32,731
270750	Other aromatic hydrocarbon mixtures of which 65% or more by volume (including losses) distils at 250°C by the ASTM D 86 method	14,419,519.70	10,307,909	472,823,787	10,935,858
	GERMANY	300,450.00	254,238	11,661,897	254,691
	JAPAN	457.00	1,363	62,521	1,411
	MALAYSIA	159,710.00	77,242	3,543,090	82,130
	NETHERLANDS	20,680.00	16,573	760,204	17,252
	PEOPLE'S REPUBLIC OF CHINA	54,540.00	30,240	1,387,109	31,093
	REPUBLIC OF KOREA	7,914,670.00	5,319,720	244,015,556	5,716,966
	SINGAPORE	3,164,840.70	2,210,478	101,394,626	2,358,142
	SWITZERLAND	416.00	1,125	51,604	1,157
	TAIWAN (REP. OF CHINA)	109,534.00	68,993	3,164,709	72,118
	THAILAND	1,478,012.00	1,618,449	74,238,256	1,683,840
	UK OF GREAT BRITAIN AND N. IRELAND	17,870.00	10,500	481,635	10,559
	UNITED ARAB EMIRATES, N.E.S.	1,197,970.00	697,888	32,012,123	705,215
	UNITED STATES OF AMERICA	370.00	1,100	50,457	1,284
270760	Phenols	157,132.00	105,309	4,830,524	111,990
	INDIA	55,296.00	44,309	2,032,454	48,020
	REPUBLIC OF KOREA	336.00	917	42,063	947
	TAIWAN (REP. OF CHINA)	170.00	1,112	51,007	1,176
	THAILAND	16,170.00	9,152	419,802	9,189
	UNITED ARAB EMIRATES, N.E.S.	85,160.00	49,819	2,285,198	52,658
270791	Creosote oils	213.60	2,500	114,675	2,517
	PEOPLE'S REPUBLIC OF CHINA	213.60	2,500	114,675	2,517

TABLE 8 - Continued

PSCC CODE	COMMODITY AND COUNTRY OF ORIGIN	GROSS WEIGHT (GK)	FOB VALUE		CIF
			DOLLARS	PESOS	DOLLARS
270799	Other oils and other products of the distillation of high temperature coal tar; similar products in which the weight of the aromatic constituents exceeds that of the non-aromatic constituents	1,543,446.00	939,083	43,075,738	1,017,464
	IRAN, ISLAMIC REP. OF	42,830.00	11,400	522,918	12,996
	REPUBLIC OF KOREA	1,051,734.00	728,558	33,418,956	791,323
	SINGAPORE	41,748.00	16,440	754,103	16,489
	TAIWAN (REP. OF CHINA)	1,050.00	752	34,494	816
	THAILAND	204,040.00	96,388	4,421,318	100,887
	UNITED ARAB EMIRATES, N.E.S.	202,044.00	85,545	3,923,949	94,953
2708	Pitch and pitch coke, obtained from coal tar or from other mineral tars.	10,100.00	700	32,109	841
270810	Pitch, obtained from coal tar or from other mineral tars	10,100.00	700	32,109	841
	PEOPLE'S REPUBLIC OF CHINA	10,100.00	700	32,109	841
2709	Petroleum oils and oils obtained from bituminous minerals, crude.	11,171,900,892.00	3,985,954,371	182,835,726,998	4,077,642,550
270900	Petroleum oils and oils obtained from bituminous minerals, crude	11,171,900,892.00	3,985,954,371	182,835,726,998	4,077,642,550
	INDONESIA	11,919,800.00	3,093,533	141,900,359	3,173,933
	JAPAN	142,435.00	395,259	18,130,530	420,948
	KUWAIT	2,024,823,000.00	669,151,568	30,693,982,424	682,850,170
	MALAYSIA	830,289,203.00	344,982,935	15,824,367,229	352,937,868
	OMAN	248,920.00	11,995	550,211	12,063
	QATAR	898,068,561.00	357,785,587	16,411,624,875	366,753,825
	REPUBLIC OF KOREA	10,504,000.00	7,823,895	358,882,064	8,199,063
	RUSSIAN FEDERATION	695,493,266.00	285,365,588	13,089,719,522	290,526,848
	SAUDI ARABIA	5,170,645,620.00	1,714,188,235	78,629,814,339	1,753,047,858
	SINGAPORE	335,217,978.00	164,741,465	7,556,691,000	168,210,274
	TAIWAN (REP. OF CHINA)	8,935,767.00	5,514,036	252,928,831	5,790,213
	UNITED ARAB EMIRATES, N.E.S.	1,151,135,240.00	420,312,663	19,279,741,852	433,121,346
	VIETNAM	34,477,102.00	12,587,612	577,393,762	12,598,141
2710	Petroleum oils and oils obtained from bituminous minerals, other than crude; preparations not elsewhere specified or included, containing by weight 70% or more of petroleum oils or of oils obtained from bituminous minerals, these oils being the basic constituents of the preparations; waste oils.	8,898,594,242.75	3,987,947,284	182,927,141,920	4,202,551,889
271011	Light petroleum oils and preparations thereof	2,988,156,685.30	1,507,486,270	69,148,395,205	1,589,755,493
	ALGERIA	6,524,401.00	2,865,471	131,439,155	3,042,908
	AUSTRALIA	2,806,572.00	2,852,050	130,823,534	3,268,034
	CONGO, REP. OF	6,968,143.00	3,849,028	176,554,914	3,957,597
	DEMOCRATIC PEOPLE'S REP. OF KOREA	32,953,740.00	15,985,001	733,231,996	16,386,552
	EGYPT ARAB REPUBLIC	2,627,756.00	1,317,465	60,432,120	1,404,813
	FRANCE	24,960.00	33,558	1,539,305	37,100
	GERMANY	120.44	748	34,311	821
	INDIA	254,118,658.00	122,988,056	5,641,462,129	130,268,583
	ITALY	50,030,300.00	23,530,658	1,079,351,282	25,042,734
	JAPAN	81,839,661.86	32,064,287	1,470,788,844	32,937,146
	MALAYSIA	54,731,887.00	25,460,718	1,167,883,134	27,486,994
	NEW ZEALAND	700,000.00	916,917	42,058,983	934,417
	PAKISTAN, ISLAMIC REP. OF	15,462,690.00	9,038,367	414,589,894	9,373,523
	PEOPLE'S REPUBLIC OF CHINA	192,311,780.00	102,867,208	4,718,518,831	109,946,178
	REPUBLIC OF KOREA	928,183,785.00	506,036,904	23,211,912,786	525,146,871
	SAUDI ARABIA	131,624,878.00	65,201,611	2,990,797,897	67,714,270
	SINGAPORE	386,685,465.00	180,582,134	8,283,302,487	187,113,156
	SWITZERLAND	2.00	70	3,211	74
	TAIWAN (REP. OF CHINA)	668,966,296.00	325,646,796	14,937,418,534	349,579,528
	THAILAND	123,687,978.00	66,479,358	3,049,408,151	75,196,872
	UNITED ARAB EMIRATES, N.E.S.	9,459,366.00	6,411,370	294,089,542	6,428,214
	UNITED STATES OF AMERICA	38,448,246.00	13,358,495	612,754,165	14,489,108
271019	Petroleum oils and oils obtained from bituminous minerals, other than light, n.e.s	5,902,953,801.45	2,479,657,649	113,741,896,364	2,611,944,913
	ARGENTINA	12,000.00	46,986	2,155,248	47,063

TABLE 8 - Continued

PSCC CODE	COMMODITY AND COUNTRY OF ORIGIN	GROSS WEIGHT (GK)	FOB VALUE		CIF
			DOLLARS	PESOS	DOLLARS
	AUSTRALIA	30,938.00	46,788	2,146,166	49,273
	AUSTRIA	64.00	323	14,816	342
	BELGIUM	103,423.77	341,774	15,677,173	352,778
	CANADA	53,741.00	74,021	3,395,343	78,164
	CYPRUS	975,715.00	1,067,909	48,984,986	1,069,525
	DEMOCRATIC PEOPLE'S REP. OF KOREA	75,939,147.00	30,404,923	1,394,673,818	31,070,293
	DENMARK	920.00	1,139	52,246	1,204
	ECUADOR	83,067.00	41,118	1,886,083	41,232
	FRANCE	110,971.73	421,556	19,336,773	432,612
	GERMANY	7,647,424.70	6,239,556	286,208,434	6,527,503
	HONG KONG, CHINA	241,851.71	238,010	10,917,519	250,131
	INDIA	2,821,239.40	2,450,255	112,393,197	2,596,183
	INDONESIA	308,688.00	272,954	12,520,400	290,619
	IRAN, ISLAMIC REP. OF	70,024.00	33,462	1,534,902	33,513
	ITALY	1,239,150.00	942,064	43,212,476	999,970
	JAPAN	309,696,169.47	120,669,834	5,535,125,285	126,632,869
	MALAYSIA	589,851,979.86	192,774,193	8,842,552,234	206,995,932
	MEXICO	2,584.00	9,120	418,334	10,173
	MYANMAR, UNION OF (BURMA)	1,047.00	3,000	137,610	3,084
	NETHERLANDS	202,601.00	687,930	31,555,350	707,714
	NEW ZEALAND	14,615.00	16,077	737,452	16,530
	OMAN	545,375.00	29,344	1,346,009	32,185
	PEOPLE'S REPUBLIC OF CHINA	586,873,987.18	223,050,109	10,231,308,500	233,005,469
	PORTUGAL	85,890.00	83,513	3,830,741	87,131
	REPUBLIC OF KOREA	1,317,568,457.74	610,000,666	27,980,730,550	631,707,203
	SINGAPORE	1,212,108,609.27	448,895,217	20,590,823,603	471,263,626
	SLOVENIA	2,313.50	5,706	261,734	5,905
	SOUTH AFRICA, REP. OF	9,948.00	13,317	610,851	14,298
	SPAIN	847,284.66	398,680	18,287,452	417,333
	SWEDEN	40,448.45	46,459	2,131,074	50,314
	SWITZERLAND	227,138.86	197,061	9,039,189	199,981
	TAIWAN (REP. OF CHINA)	1,658,243,402.20	736,125,728	33,766,087,143	786,998,794
	THAILAND	101,801,603.01	75,311,355	3,454,531,855	80,533,199
	TURKEY	35,352.00	34,663	1,589,992	37,769
	UK OF GREAT BRITAIN AND N. IRELAND	186,731.00	176,682	8,104,404	186,643
	UNITED ARAB EMIRATES, N.E.S.	7,700,058.88	6,003,154	275,364,675	6,299,744
	UNITED STATES OF AMERICA	26,978,057.06	21,579,198	989,837,812	21,967,265
	VIETNAM	291,783.00	923,805	42,374,935	931,347
271099	Waste oils of other contents	7,483,756.00	803,365	36,850,351	851,483
	AUSTRALIA	4.00	175	8,027	195
	GERMANY	510.00	6,627	303,980	7,345
	JAPAN	22,419.00	62,028	2,845,224	64,996
	OMAN	7,347,320.00	362,466	16,626,315	385,278
	REPUBLIC OF KOREA	2,797.00	9,669	443,517	10,020
	SINGAPORE	66,932.00	150,543	6,905,407	159,689
	TAIWAN (REP. OF CHINA)	36,951.00	78,248	3,589,236	82,722
	UNITED STATES OF AMERICA	6,823.00	133,609	6,128,645	141,238
2711	Petroleum gases and other gaseous hydrocarbons.	807,101,252.49	393,527,699	18,051,115,554	440,255,871
271112	Propane, liquified	50,831,888.00	22,595,957	1,036,476,548	24,138,308
	ALGERIA	2,493,765.00	1,150,508	52,773,802	1,182,960
	AUSTRALIA	2,262,867.00	792,003	36,329,178	892,012
	KUWAIT	5,500,000.00	2,858,075	131,099,900	2,866,883
	MALAYSIA	9,838,455.00	4,208,512	193,044,445	4,520,768
	PEOPLE'S REPUBLIC OF CHINA	12,280,185.00	6,383,263	292,800,274	6,424,327
	QATAR	9,900,000.00	3,677,850	168,702,980	4,438,739
	SAUDI ARABIA	5,500,000.00	2,129,709	97,689,752	2,331,471
	UNITED ARAB EMIRATES, N.E.S.	3,056,616.00	1,396,037	64,036,217	1,481,148
271113	Butanes, liquified	81,081,406.49	39,974,119	1,833,612,839	41,343,908
	ALGERIA	3,750,792.00	1,830,369	83,959,026	1,881,998
	AUSTRALIA	15,523,532.00	7,096,874	325,533,610	7,398,303
	HONG KONG, CHINA	47,265.50	45,628	2,092,956	48,343
	KUWAIT	5,500,000.00	2,910,001	133,481,746	2,918,969
	MALAYSIA	10,632,660.00	5,187,316	237,942,185	5,212,000
	PEOPLE'S REPUBLIC OF CHINA	19,246,211.00	9,483,952	435,028,878	10,004,959
	REPUBLIC OF KOREA	14,580,945.99	8,002,350	367,067,795	8,066,903
	SAUDI ARABIA	5,500,000.00	2,280,311	104,597,866	2,496,340
	UNITED ARAB EMIRATES, N.E.S.	6,300,000.00	3,137,318	143,908,777	3,316,093

TABLE 8 - Continued

PSCC CODE	COMMODITY AND COUNTRY OF ORIGIN	GROSS WEIGHT (GK)	FOB VALUE		CIF DOLLARS
			DOLLARS	PESOS	
271114	Ethylene, propylene, butylene and butadiene, liquified	14,256.00	14,926	684,656	15,777
	PEOPLE'S REPUBLIC OF CHINA	14,256.00	14,926	684,656	15,777
271119	Other liquified petroleum gases, n.e.s.	675,171,338.00	330,926,645	15,179,605,206	374,739,885
	AUSTRALIA	22,756,631.00	9,902,104	454,209,510	10,634,013
	GERMANY	90.00	2,765	126,831	4,726
	INDONESIA	14,313,308.00	6,488,333	297,619,835	8,219,360
	KUWAIT	1,785,223.00	1,024,736	47,004,640	1,083,129
	MALAYSIA	26,261,902.00	12,897,959	591,629,379	15,475,080
	NIGERIA	89,923,937.00	43,431,756	1,992,214,648	44,809,000
	PEOPLE'S REPUBLIC OF CHINA	427,048,030.00	211,785,937	9,714,620,930	242,220,520
	REPUBLIC OF KOREA	1,540,497.00	822,625	37,733,809	1,096,242
	SAUDI ARABIA	1,821,907.00	1,137,417	52,173,318	1,226,858
	SINGAPORE	19,108,168.00	9,179,215	421,050,592	10,511,121
	SWITZERLAND	90.00	2,765	126,831	2,922
	TAIWAN (REP. OF CHINA)	1,851,867.00	837,328	38,408,235	926,515
	VIETNAM	68,759,688.00	33,413,705	1,532,686,648	38,530,399
271129	Other gaseous hydrocarbons	2,364.00	16,052	736,305	17,993
	JAPAN	84.00	3,754	172,196	3,968
	MALAYSIA	1,815.00	7,000	321,090	7,840
	UNITED STATES OF AMERICA	465.00	5,298	243,019	6,185
2712	Petroleum jelly; paraffin wax, microcrystalline petroleum wax, slack wax, ozokerite, lignite wax, peat wax, other mineral waxes, and similar products obtained by synthesis or by other processes, whether or not coloured.	25,710,194.00	16,170,378	741,735,244	16,999,837
271210	Petroleum jelly	524,163.15	738,546	33,877,106	773,373
	FRANCE	1.00	37	1,697	40
	GERMANY	34,242.00	63,587	2,916,736	66,566
	INDIA	89,947.00	78,811	3,615,061	81,563
	JAPAN	1,095.00	3,932	180,361	4,156
	MALAYSIA	202.00	2,508	115,042	2,512
	PEOPLE'S REPUBLIC OF CHINA	114,800.00	52,038	2,386,983	55,139
	REPUBLIC OF KOREA	34,200.00	71,977	3,301,585	72,271
	SINGAPORE	6,250.00	13,377	613,603	15,251
	TAIWAN (REP. OF CHINA)	1,941.00	6,654	305,219	8,161
	THAILAND	14,936.00	21,808	1,000,333	22,423
	UK OF GREAT BRITAIN AND N. IRELAND	19,331.00	18,161	833,045	19,066
	UNITED ARAB EMIRATES, N.E.S.	18,914.00	17,150	786,671	17,251
	UNITED STATES OF AMERICA	188,304.15	388,506	17,820,770	408,974
271220	Paraffin wax containing by weight less than 0.75% of oil	1,283,213.00	2,095,148	96,104,439	2,176,416
	AUSTRALIA	5,110.00	11,602	532,184	11,682
	GERMANY	15,280.00	30,240	1,387,109	32,550
	HONG KONG, CHINA	10,546.00	26,383	1,210,188	26,403
	INDIA	11,981.00	41,231	1,891,266	43,580
	JAPAN	102,395.00	250,055	11,470,023	261,437
	MALAYSIA	325,080.00	689,741	31,638,420	721,151
	PEOPLE'S REPUBLIC OF CHINA	727,915.00	818,370	37,538,632	840,168
	SINGAPORE	33,065.00	94,955	4,355,586	98,196
	SOUTH AFRICA, REP. OF	38,638.00	96,351	4,419,620	100,744
	UNITED STATES OF AMERICA	13,203.00	36,220	1,661,411	40,505
271290	Microcrystalline petroleum wax, slack wax, ozokerite, lignite wax, peat wax, other mineral waxes, and similar products obtained by synthesis or by other processes, whether or not coloured	23,902,817.85	13,336,684	611,753,699	14,050,048
	GERMANY	23,955.00	57,186	2,623,121	59,967
	HONG KONG, CHINA	786,382.00	558,890	25,636,284	586,172
	INDIA	897,837.42	850,427	39,009,087	889,672
	INDONESIA	330.00	1,136	52,108	1,201
	JAPAN	152,723.01	317,974	14,585,468	342,083
	MALAYSIA	492,341.00	645,300	29,599,911	684,772
	NETHERLANDS	51,080.54	93,795	4,302,377	96,730

TABLE 8 - Continued

PSCC CODE	COMMODITY AND COUNTRY OF ORIGIN	GROSS WEIGHT (GK)	FOB VALUE		CIF
			DOLLARS	PESOS	DOLLARS
	PEOPLE'S REPUBLIC OF CHINA	20,556,458.00	9,330,418	427,986,274	9,796,902
	REPUBLIC OF KOREA	49,133.00	32,723	1,501,005	35,067
	SINGAPORE	90,709.68	121,379	5,567,655	125,438
	SWEDEN	161,920.00	193,880	8,893,276	222,189
	TAIWAN (REP. OF CHINA)	44,760.84	39,196	1,797,921	40,383
	THAILAND	35.00	165	7,569	172
	TURKEY	102,628.00	99,902	4,582,505	105,444
	UK OF GREAT BRITAIN AND N. IRELAND	207,200.00	160,978	7,384,061	179,777
	UNITED ARAB EMIRATES, N.E.S.	32,848.00	20,957	961,298	21,049
	UNITED STATES OF AMERICA	252,476.36	812,378	37,263,779	863,030
2713	Petroleum coke, petroleum bitumen and other residues of petroleum oils or of oils obtained from bituminous minerals.	114,064,622.09	8,495,951	389,709,272	8,585,132
271311	Petroleum coke, not calcined	3,632,320.00	472,202	21,659,906	499,110
	MALAYSIA	3,632,320.00	472,202	21,659,906	499,110
271312	Petroleum coke, calcined	110,055,438.09	7,802,848	357,916,637	7,852,533
	MALAYSIA	3,500,810.00	455,105	20,875,666	458,076
	PEOPLE'S REPUBLIC OF CHINA	40,461.00	12,014	551,082	12,104
	SAUDI ARABIA	106,512,933.00	7,334,935	336,453,468	7,381,318
	UNITED STATES OF AMERICA	1,234.09	794	36,421	1,035
271320	Petroleum bitumen	373,700.00	189,286	8,682,549	200,073
	REPUBLIC OF KOREA	60,900.00	46,650	2,139,836	49,309
	SWITZERLAND	312,800.00	142,636	6,542,713	150,764
271390	Other residues of petroleum oils or of oils obtained from bituminous minerals	3,164.00	31,615	1,450,180	33,416
	JAPAN	3,164.00	31,615	1,450,180	33,416
2714	Bitumen and asphalt, natural; bituminous or oil shale and tar sands; asphaltites and asphaltic rocks.	86,994,428.84	30,230,692	1,386,681,840	32,537,379
271490	Bitumen and asphalt, natural, asphaltites and asphaltic rocks	86,994,428.84	30,230,692	1,386,681,840	32,537,379
	HONG KONG, CHINA	785,439.00	258,414	11,853,450	267,248
	INDIA	212,647.00	102,766	4,713,876	118,473
	INDONESIA	50,953.00	39,963	1,833,103	43,212
	IRAN, ISLAMIC REP. OF	3,134,712.32	1,210,646	55,532,332	1,301,200
	ITALY	1,955,041.75	834,467	38,277,001	940,770
	JAPAN	16.00	2,479	113,712	2,581
	MALAYSIA	2,144,141.19	1,349,351	61,894,730	1,437,857
	PEOPLE'S REPUBLIC OF CHINA	5,018,506.00	1,479,791	67,878,013	1,498,639
	REPUBLIC OF KOREA	31,778,495.01	10,231,178	469,304,135	11,200,150
	SINGAPORE	12,070,174.49	3,844,416	176,343,362	4,175,808
	SWITZERLAND	1,686,645.06	791,520	36,307,022	923,683
	TAIWAN (REP. OF CHINA)	17,194,554.37	6,322,727	290,023,487	6,614,580
	THAILAND	1,556,627.36	699,837	32,101,523	796,674
	TURKEY	14,640.48	13,792	632,639	15,612
	UNITED ARAB EMIRATES, N.E.S.	9,343,843.78	3,027,461	138,869,636	3,175,862
	UNITED STATES OF AMERICA	47,992.03	21,884	1,003,819	25,030
2715	Bituminous mixtures based on natural asphalt, on natural bitumen, on petroleum bitumen, on mineral tar or on mineral tar pitch (for example, bituminous mastics, cut-backs).	117,171.00	88,286	4,049,680	94,078
271500	Bituminous mixtures based on natural asphalt, on natural bitumen, on petroleum bitumen, on mineral tar or on mineral tar pitch (for example, bituminous mastics, cut- Backs)	117,171.00	88,286	4,049,680	94,078
	FRANCE	180.00	20,940	960,518	22,134
	REPUBLIC OF KOREA	81,717.00	46,479	2,131,992	49,889
	THAILAND	17,454.00	12,049	552,688	12,735
	UNITED ARAB EMIRATES, N.E.S.	17,820.00	8,818	404,482	9,320

TABLE 8 - Continued

PSCC CODE	COMMODITY AND COUNTRY OF ORIGIN	GROSS WEIGHT (GK)	FOB VALUE		CIF
			DOLLARS	PESOS	DOLLARS
28	Inorganic chemicals; organic or inorganic compounds of precious metals, of rare-earth metals, of radio-active elements or of isotopes	1,190,115,050.66	355,783,509	16,319,789,560	383,181,677
2801	Fluorine, chlorine, bromine and iodine.	10,689,019.93	2,151,077	98,669,904	2,440,167
280110	Chlorine	10,675,306.92	1,907,960	87,518,127	2,187,448
	BANGLADESH	893,364.59	152,233	6,982,928	173,599
	GERMANY	1.74	80	3,670	92
	INDIA	480,774.03	107,070	4,911,301	123,015
	MALAYSIA	5,665.52	9,187	421,408	9,498
	PEOPLE'S REPUBLIC OF CHINA	394,719.80	178,702	8,197,061	187,774
	SINGAPORE	47,684.34	13,547	621,401	14,474
	THAILAND	8,841,912.49	1,386,916	63,617,837	1,616,824
	UNITED STATES OF AMERICA	11,184.41	60,225	2,762,521	62,172
280120	Iodine	12,278.29	208,102	9,545,639	214,252
	GERMANY	74.88	1,371	62,888	1,604
	INDIA	2,036.51	36,581	1,677,970	39,133
	JAPAN	13.54	492	22,568	514
	PEOPLE'S REPUBLIC OF CHINA	1,318.39	11,742	538,606	11,929
	REPUBLIC OF KOREA	38.11	156	7,156	162
	SINGAPORE	7,944.34	151,344	6,942,149	154,100
	THAILAND	453.62	2,890	132,564	3,171
	UNITED STATES OF AMERICA	398.90	3,526	161,738	3,639
280130	Flourine, bromine	1,434.72	35,015	1,606,138	38,467
	AUSTRALIA	93.13	4,314	197,883	4,436
	JAPAN	2.57	30	1,376	32
	SINGAPORE	1,283.59	28,130	1,290,323	31,410
	UNITED STATES OF AMERICA	55.43	2,541	116,556	2,589
2802	Sulphur, sublimed or precipitated; colloidal sulphur.	445,719.02	237,425	10,890,684	259,705
280200	Sulphur, sublimed or precipitated; colloidal sulphur	445,719.02	237,425	10,890,684	259,705
	GERMANY	4,826.26	19,169	879,282	19,713
	PEOPLE'S REPUBLIC OF CHINA	459.23	151	6,926	157
	REPUBLIC OF KOREA	403,351.49	184,405	8,458,657	200,248
	TAIWAN (REP. OF CHINA)	15,995.42	21,970	1,007,764	25,697
	UK OF GREAT BRITAIN AND N. IRELAND	21,086.62	11,730	538,055	13,890
2803	Carbon (carbon blacks and other forms of carbon not elsewhere specified or included).	28,069,301.82	26,483,500	1,214,798,145	27,720,542
280300	Carbon (carbon blacks and other forms of carbon not elsewhere specified or included)	28,069,301.82	26,483,500	1,214,798,145	27,720,542
	CANADA	7,007.76	13,882	636,767	14,347
	DEMOCRATIC PEOPLE'S REP. OF KOREA	1,370,045.56	1,028,665	47,184,864	1,119,276
	GERMANY	34,798.36	193,100	8,857,497	201,862
	INDIA	126,166.15	33,712	1,546,369	34,603
	INDONESIA	305,457.64	345,464	15,846,433	361,187
	JAPAN	3,711,723.38	3,036,768	139,296,548	3,236,743
	MALAYSIA	38,123.43	160,875	7,379,336	166,305
	NETHERLANDS	7.53	1,233	56,558	1,268
	PEOPLE'S REPUBLIC OF CHINA	4,986,330.21	5,095,332	233,722,879	5,302,996
	REPUBLIC OF KOREA	7,222,725.93	5,180,388	237,624,398	5,476,566
	RUSSIAN FEDERATION	86,580.90	58,242	2,671,561	65,101
	SINGAPORE	6,101.60	28,041	1,286,240	28,916
	TAIWAN (REP. OF CHINA)	34,717.46	27,744	1,272,618	30,320
	THAILAND	10,041,225.69	10,873,790	498,780,747	11,260,060
	UNITED STATES OF AMERICA	98,290.22	406,264	18,635,330	420,992
2804	Hydrogen, rare gases and other non-metals.	6,435,280.74	12,966,269	594,762,761	13,729,124
280410	Hydrogen	519.33	20,973	962,031	22,901
	JAPAN	94.71	575	26,375	577
	SINGAPORE	99.86	1,791	82,153	1,924
	UNITED STATES OF AMERICA	324.76	18,607	853,503	20,400

TABLE 8 - Continued

PSCC CODE	COMMODITY AND COUNTRY OF ORIGIN	GROSS WEIGHT (GK)	FOB VALUE		CIF
			DOLLARS	PESOS	DOLLARS
280421	Argon	5,120,601.52	1,732,821	79,484,499	1,844,597
	PEOPLE'S REPUBLIC OF CHINA	2,154,092.14	768,851	35,267,195	826,734
	SINGAPORE	1,641,508.05	625,881	28,709,161	654,764
	TAIWAN (REP. OF CHINA)	1,324,984.32	333,288	15,287,921	358,167
	UNITED STATES OF AMERICA	17.01	4,801	220,222	4,932
280429	Other rare gases	657,715.20	3,733,215	171,242,574	3,931,603
	FRANCE	38,427.72	1,867,712	85,671,949	1,957,052
	GERMANY	2.05	2,738	125,592	2,815
	INDIA	795.11	13,973	640,942	14,182
	JAPAN	12,379.86	434,287	19,920,745	467,044
	PEOPLE'S REPUBLIC OF CHINA	133,969.80	115,242	5,286,151	128,839
	POLAND	169.36	2,051	94,079	2,109
	REPUBLIC OF KOREA	15.01	4,750	217,883	4,842
	SINGAPORE	460,534.44	1,150,133	52,756,601	1,206,160
	UNITED ARAB EMIRATES, N.E.S.	468.70	16,873	773,965	17,564
	UNITED STATES OF AMERICA	10,953.15	125,456	5,754,667	130,996
280430	Nitrogen	2,748.95	73,280	3,361,353	81,858
	GERMANY	50.75	11,836	542,917	12,222
	INDIA	34.80	1,105	50,686	1,337
	JAPAN	332.42	2,898	132,931	2,925
	SINGAPORE	670.49	11,155	511,680	12,564
	TAIWAN (REP. OF CHINA)	89.14	3,193	146,463	3,283
	THAILAND	400.90	11,139	510,946	11,453
	UNITED STATES OF AMERICA	1,170.45	31,954	1,465,730	38,074
280440	Oxygen	5,958.85	2,323,226	106,566,377	2,388,070
	GERMANY	58.62	10,391	476,635	10,428
	HONG KONG, CHINA	9.57	356	16,330	401
	JAPAN	457.08	2,168	99,446	2,277
	PEOPLE'S REPUBLIC OF CHINA	1,547.65	19,675	902,492	20,460
	SINGAPORE	613.70	28,926	1,326,836	30,446
	UNITED STATES OF AMERICA	3,272.23	2,261,710	103,744,638	2,324,058
280450	Boron; tellurium	340,390.40	3,605,531	165,385,708	3,931,770
	GERMANY	340,332.79	3,605,079	165,364,974	3,931,192
	JAPAN	31.54	350	16,055	378
	UNITED STATES OF AMERICA	26.07	102	4,679	200
280461	Silicon, containing by weight not less than 99.99% of silicon	7,150.61	47,582	2,182,586	49,549
	JAPAN	5,066.86	23,638	1,084,275	24,291
	NETHERLANDS	334.83	1,101	50,503	1,179
	SINGAPORE	14.76	20,429	937,078	21,265
	TAIWAN (REP. OF CHINA)	1,733.78	2,385	109,400	2,783
	UNITED STATES OF AMERICA	0.38	29	1,330	31
280469	Other silicon	130,270.89	838,404	38,457,592	853,496
	AUSTRALIA	1,521.96	1,932	88,621	2,241
	JAPAN	70,190.08	642,621	29,477,025	651,337
	PEOPLE'S REPUBLIC OF CHINA	35,727.82	66,203	3,036,732	69,807
	REPUBLIC OF KOREA	1,512.57	33,717	1,546,599	35,389
	TAIWAN (REP. OF CHINA)	21,316.69	93,548	4,291,047	94,323
	UNITED STATES OF AMERICA	1.77	383	17,568	399
280470	Phosphorus	86,289.24	389,376	17,860,677	408,828
	INDIA	49,835.38	249,370	11,438,602	265,803
	PEOPLE'S REPUBLIC OF CHINA	26,101.68	126,258	5,791,454	128,899
	TAIWAN (REP. OF CHINA)	10,352.18	13,748	630,621	14,126
280480	Arsenic	17,877.91	30,155	1,383,210	33,257
	PEOPLE'S REPUBLIC OF CHINA	17,876.17	30,008	1,376,467	33,089
	UNITED STATES OF AMERICA	1.74	147	6,743	168

TABLE 8 - Continued

PSCC CODE	COMMODITY AND COUNTRY OF ORIGIN	GROSS WEIGHT (GK)	FOB VALUE		CIF
			DOLLARS	PESOS	DOLLARS
280490	Selenium	65,757.84	171,706	7,876,154	183,195
	HONG KONG, CHINA	24,494.28	116,490	5,343,396	126,716
	PEOPLE'S REPUBLIC OF CHINA	651.10	23,576	1,081,431	24,426
	SPAIN	0.77	23	1,055	25
	TAIWAN (REP. OF CHINA)	37,247.08	23,425	1,074,505	23,425
	UNITED STATES OF AMERICA	3,364.61	8,192	375,767	8,603
2805	Alkali or alkaline-earth metals; rare-earth metals, scandium and yttrium, whether or not intermixed or interalloyed; mercury.	127,844.56	111,375	5,108,770	115,526
280511	Sodium	25,901.21	19,112	876,667	19,530
	JAPAN	573.42	6,321	289,944	6,367
	PEOPLE'S REPUBLIC OF CHINA	84.53	217	9,954	244
	TAIWAN (REP. OF CHINA)	25,243.26	12,574	576,769	12,919
280512	Calcium	95,973.68	18,486	847,953	20,288
	JAPAN	24.20	817	37,476	886
	PEOPLE'S REPUBLIC OF CHINA	95,939.22	17,639	809,101	19,366
	SPAIN	10.26	30	1,376	36
280519	Other alkali metal	5,726.42	69,226	3,175,396	70,533
	BRAZIL	33.16	812	37,246	836
	INDIA	2,509.66	37,922	1,739,482	38,621
	JAPAN	70.91	2,778	127,427	2,851
	REPUBLIC OF KOREA	2,620.69	16,720	766,946	17,194
	SINGAPORE	488.61	10,665	489,204	10,679
	UNITED STATES OF AMERICA	3.39	329	15,091	352
280530	Rare-earth metals, scandium and yttrium, whether or not intermixed or interalloyed	226.24	2,267	103,987	2,738
	AUSTRALIA	179.24	829	38,026	973
	TAIWAN (REP. OF CHINA)	44.51	1,248	57,246	1,538
	UNITED STATES OF AMERICA	2.49	190	8,715	227
280540	Mercury	17.01	2,284	104,767	2,437
	JAPAN	17.01	2,284	104,767	2,437
2806	Hydrogen chloride (hydrochloric acid); chlorosulfuric acid.	1,212,538.23	457,940	21,005,707	503,197
280610	Hydrogen chloride (hydrochloric acid)	1,161,554.47	395,749	18,153,006	436,966
	AUSTRALIA	538.86	828	37,980	857
	GERMANY	378.41	3,475	159,398	3,555
	INDIA	164,532.39	18,518	849,421	24,372
	JAPAN	13,604.73	81,863	3,755,056	87,385
	NETHERLANDS	38.06	71	3,257	419
	REPUBLIC OF KOREA	864,428.12	104,560	4,796,167	119,131
	SINGAPORE	3,480.66	1,260	57,796	1,260
	SPAIN	20,125.71	26,128	1,198,491	28,682
	TAIWAN (REP. OF CHINA)	81,508.89	136,265	6,250,476	147,720
	THAILAND	10,630.35	12,566	576,402	12,906
	UK OF GREAT BRITAIN AND N. IRELAND	4.52	397	18,210	441
	UNITED STATES OF AMERICA	2,283.77	9,818	450,352	10,238
280620	Chlorosulfuric acid	50,983.76	62,191	2,852,701	66,231
	REPUBLIC OF KOREA	17,381.79	6,917	317,283	7,108
	TAIWAN (REP. OF CHINA)	33,407.44	54,806	2,513,951	58,624
	UK OF GREAT BRITAIN AND N. IRELAND	194.53	468	21,467	499
2807	Sulphuric acid; oleum.	497,503,376.48	53,535,157	2,455,657,649	60,671,725
280700	Sulphuric acid; oleum	497,503,376.48	53,535,157	2,455,657,649	60,671,725
	GERMANY	411.81	3,782	173,480	3,952
	JAPAN	478,495,347.07	51,423,750	2,358,807,412	58,385,158
	MALAYSIA	3.63	36	1,651	38
	PEOPLE'S REPUBLIC OF CHINA	510,180.63	38,443	1,763,381	45,123

TABLE 8 - Continued

PSCC CODE	COMMODITY AND COUNTRY OF ORIGIN	GROSS WEIGHT (GK)	FOB VALUE		CIF
			DOLLARS	PESOS	DOLLARS
	REPUBLIC OF KOREA	17,468,493.03	1,226,531	56,260,977	1,316,898
	SINGAPORE	19,163.96	74,155	3,401,489	78,199
	TAIWAN (REP. OF CHINA)	793,349.25	607,348	27,859,052	662,657
	THAILAND	194,907.38	111,435	5,111,523	124,327
	UNITED STATES OF AMERICA	21,519.72	49,677	2,278,684	55,373
2808	Nitric acid; sulphonitric acids.	4,249,791.69	1,674,548	76,811,516	1,804,913
280800	Nitric acid; sulphonitric acids	4,249,791.69	1,674,548	76,811,516	1,804,913
	DEMOCRATIC PEOPLE'S REP. OF KOREA	34,004.96	13,043	598,282	14,370
	GERMANY	12,564.46	114,042	5,231,107	121,497
	JAPAN	17.25	709	32,522	805
	PEOPLE'S REPUBLIC OF CHINA	397,911.77	160,015	7,339,888	166,818
	REPUBLIC OF KOREA	3,203,358.70	1,094,298	50,195,449	1,191,048
	TAIWAN (REP. OF CHINA)	463,529.78	194,531	8,923,137	205,128
	THAILAND	138,086.86	94,752	4,346,274	101,256
	UK OF GREAT BRITAIN AND N. IRELAND	66.70	467	21,421	499
	UNITED STATES OF AMERICA	251.21	2,691	123,436	3,492
2809	Diphosphorous pentaoxide; phosphoric acid; polyphosphoric acids, whether or not chemically defined.	2,953,598.83	2,230,593	102,317,301	2,337,560
280910	Diphosphorus pentaoxide	3.32	96	4,404	99
	JAPAN	3.32	96	4,404	99
280920	Phosphoric acid and polyphosphoric acid	2,953,595.51	2,230,497	102,312,897	2,337,461
	BELGIUM	60,145.94	45,968	2,108,552	47,659
	COLOMBIA	16,786.93	10,142	465,214	10,965
	HONG KONG, CHINA	10.02	3,706	169,994	3,928
	INDIA	5,486.85	9,646	442,462	11,160
	JAPAN	121,098.66	249,923	11,463,968	262,261
	MALAYSIA	171.44	968	44,402	1,008
	PEOPLE'S REPUBLIC OF CHINA	2,639,546.14	1,720,702	78,928,600	1,796,671
	REPUBLIC OF KOREA	41,718.57	47,074	2,159,284	51,843
	SWEDEN	2,376.00	7,865	360,768	8,087
	TAIWAN (REP. OF CHINA)	62,276.69	116,664	5,351,378	122,956
	THAILAND	1,736.50	4,024	184,581	4,566
	UK OF GREAT BRITAIN AND N. IRELAND	35.74	1,383	63,438	1,440
	UNITED ARAB EMIRATES, N.E.S.	113.90	1,466	67,245	2,680
	UNITED STATES OF AMERICA	2,092.13	10,966	503,011	12,237
2810	Oxides of boron; boric acids.	164,791.26	150,968	6,924,902	162,093
281000	Oxides of boron; boric acids	164,791.26	150,968	6,924,902	162,093
	GERMANY	81.39	1,377	63,163	1,427
	HONG KONG, CHINA	4,926.38	7,617	349,392	8,764
	INDONESIA	18,363.39	7,830	359,162	8,310
	JAPAN	7,384.43	17,854	818,963	19,845
	MALAYSIA	45,308.23	37,858	1,736,546	40,228
	NETHERLANDS	36,193.74	17,932	822,541	18,695
	PEOPLE'S REPUBLIC OF CHINA	22.28	98	4,495	112
	REPUBLIC OF KOREA	7,472.50	25,225	1,157,071	28,043
	SPAIN	10.39	110	5,046	126
	TAIWAN (REP. OF CHINA)	2,177.63	2,960	135,775	3,078
	THAILAND	81.15	551	25,274	606
	UNITED STATES OF AMERICA	42,769.75	31,556	1,447,474	32,859
2811	Other inorganic acids and other inorganic oxygen compounds of non-metals.	19,835,757.17	12,607,762	578,318,044	13,378,786
281111	Hydrogen flouride (hydroflouric acid)	144,704.95	224,333	10,290,155	238,003
	GERMANY	343.24	2,977	136,555	3,069
	HONG KONG, CHINA	0.85	378	17,339	403
	INDIA	10,017.55	13,555	621,768	13,571
	PEOPLE'S REPUBLIC OF CHINA	82,247.52	94,474	4,333,522	98,315
	REPUBLIC OF KOREA	126.91	3,092	141,830	3,219
	TAIWAN (REP. OF CHINA)	49,029.74	99,588	4,568,102	108,950
	THAILAND	1,921.75	3,649	167,380	3,841
	UNITED STATES OF AMERICA	1,017.39	6,620	303,659	6,635

TABLE 8 - Continued

PSCC CODE	COMMODITY AND COUNTRY OF ORIGIN	GROSS WEIGHT (GK)	FOB VALUE		CIF DOLLARS
			DOLLARS	PESOS	
281119	Other inorganic acids	179,057.99	336,665	15,442,823	363,821
	GERMANY	125.11	1,649	75,640	1,697
	HONG KONG, CHINA	19,944.00	29,085	1,334,129	34,411
	INDIA	21.90	929	42,613	951
	JAPAN	16,958.50	89,148	4,089,218	92,107
	NORWAY	10.02	159	7,293	290
	PEOPLE'S REPUBLIC OF CHINA	113,546.91	70,698	3,242,917	73,282
	REPUBLIC OF KOREA	0.83	1,578	72,383	1,805
	SINGAPORE	3,563.72	12,081	554,155	12,536
	SPAIN	1,743.52	12,142	556,954	13,905
	SWITZERLAND	269.81	2,873	131,785	3,069
	UNITED STATES OF AMERICA	22,873.67	116,323	5,335,736	129,768
281121	Carbon dioxide	10,659,504.98	2,111,753	96,866,110	2,275,306
	GERMANY	0.87	292	13,394	315
	JAPAN	334.96	11,805	541,495	12,508
	PEOPLE'S REPUBLIC OF CHINA	4,101,176.40	916,068	42,020,039	999,115
	SINGAPORE	1,535,045.28	363,841	16,689,387	376,223
	TAIWAN (REP. OF CHINA)	3,971,826.47	685,814	31,458,288	744,157
	THAILAND	1,046,751.42	125,453	5,754,529	134,052
	UNITED STATES OF AMERICA	4,369.58	8,480	388,978	8,936
281122	Silicon dioxide	7,515,653.29	8,799,851	403,649,169	9,305,277
	AUSTRALIA	4,310.94	3,633	166,646	3,761
	DENMARK	9.13	39	1,789	84
	FRANCE	0.90	324	14,862	335
	GERMANY	61,312.74	372,424	17,083,089	411,613
	HONG KONG, CHINA	238.34	3,776	173,205	4,043
	INDIA	136,963.88	138,454	6,350,885	147,275
	INDONESIA	354,906.32	484,585	22,227,914	513,166
	JAPAN	70,579.97	121,699	5,582,333	130,566
	MALAYSIA	27,391.26	48,991	2,247,217	50,210
	NETHERLANDS	781.25	1,872	85,869	1,957
	PEOPLE'S REPUBLIC OF CHINA	2,578,939.75	2,148,543	98,553,668	2,288,709
	REPUBLIC OF KOREA	1,275,523.85	1,853,189	85,005,780	1,945,371
	SINGAPORE	3,873.03	14,961	686,261	15,556
	SWITZERLAND	3,493.62	12,226	560,807	13,368
	TAIWAN (REP. OF CHINA)	2,850,396.49	3,279,249	150,419,152	3,439,602
	THAILAND	92,108.89	107,848	4,946,988	119,437
	UK OF GREAT BRITAIN AND N. IRELAND	23,346.72	88,767	4,071,743	91,535
	UNITED STATES OF AMERICA	31,208.32	118,073	5,416,009	126,536
	VIETNAM	267.89	1,198	54,952	2,153
281123	Sulfur dioxide	511,232.79	579,785	26,594,737	610,586
	AUSTRALIA	3,808.30	17,909	821,486	18,443
	AUSTRIA	1,272.72	9,473	434,527	9,950
	FRANCE	414.36	17,951	823,412	18,579
	GERMANY	82.49	1,512	69,355	1,589
	HONG KONG, CHINA	1,943.23	14,150	649,061	14,578
	INDONESIA	2.76	132	6,055	149
	ITALY	187.16	2,108	96,694	2,156
	JAPAN	8,619.17	75,312	3,454,561	77,392
	MEXICO	14,223.64	86,614	3,972,984	86,784
	PEOPLE'S REPUBLIC OF CHINA	339,471.43	201,714	9,252,621	222,681
	REPUBLIC OF KOREA	4,471.41	52,799	2,421,890	55,103
	SINGAPORE	59.11	589	27,017	617
	TAIWAN (REP. OF CHINA)	80,545.44	28,752	1,318,854	29,462
	THAILAND	38.64	85	3,899	89
	UNITED STATES OF AMERICA	56,092.93	70,685	3,242,321	73,014
281129	Other inorganic oxygen compounds of non-metals	825,603.17	555,375	25,475,050	585,793
	AUSTRIA	1,210.96	8,912	408,793	9,482
	FRANCE	340.24	7,616	349,345	8,299
	GERMANY	1,321.26	11,106	509,432	11,769
	HONG KONG, CHINA	14,124.95	11,322	519,340	13,423
	INDONESIA	2.60	90	4,128	90
	JAPAN	95.99	555	25,458	634
	MEXICO	13,066.23	79,566	3,649,692	82,825

TABLE 8 - Continued

PSCC CODE	COMMODITY AND COUNTRY OF ORIGIN	GROSS WEIGHT (GK)	FOB VALUE		CIF
			DOLLARS	PESOS	DOLLARS
	NORWAY	18.65	303	13,899	431
	PEOPLE'S REPUBLIC OF CHINA	52,580.17	30,813	1,413,392	35,825
	SINGAPORE	443,422.27	135,416	6,211,532	139,101
	TAIWAN (REP. OF CHINA)	241,073.55	153,094	7,022,422	157,752
	UNITED ARAB EMIRATES, N.E.S.	1,623.94	10,718	491,635	11,313
	UNITED STATES OF AMERICA	56,722.36	105,864	4,855,982	114,849
2812	Halides and halide oxides of non-metals.	101,756.54	556,917	25,545,782	600,603
281210	Chlorides and chloride oxides	87,029.18	412,782	18,934,310	448,817
	GERMANY	5.34	113	5,183	116
	JAPAN	44,310.52	328,026	15,046,553	357,069
	PEOPLE'S REPUBLIC OF CHINA	42,713.32	84,643	3,882,574	91,632
281290	Other halides and halide oxides of non-metals	14,727.36	144,135	6,611,472	151,786
	GERMANY	717.98	35,722	1,638,568	37,548
	JAPAN	7.98	420	19,265	472
	PEOPLE'S REPUBLIC OF CHINA	4.40	66	3,027	78
	REPUBLIC OF KOREA	9,645.32	62,070	2,847,151	66,366
	SINGAPORE	2.50	406	18,623	434
	SWEDEN	79.11	1,832	84,034	1,957
	THAILAND	1,255.37	13,946	639,703	14,339
	UNITED STATES OF AMERICA	3,014.70	29,673	1,361,101	30,592
2813	Sulphides of non-metals; commercial phosphorus trisulphide.	6,350.56	44,321	2,033,004	46,797
281390	Other sulphides of non-metals; commercial phosphorus trisulphide	6,350.56	44,321	2,033,004	46,797
	JAPAN	6,013.51	42,740	1,960,484	44,879
	PEOPLE'S REPUBLIC OF CHINA	252.58	112	5,137	117
	UK OF GREAT BRITAIN AND N. IRELAND	84.47	1,469	67,383	1,801
2814	Ammonia, anhydrous or in aqueous solution.	1,240,365.42	435,446	19,973,909	486,885
281410	Anhydrous ammonia	1,224,729.72	367,231	16,844,886	415,639
	HONG KONG, CHINA	16,239.65	15,434	707,958	16,933
	JAPAN	577.89	984	45,136	1,194
	MALAYSIA	881,006.47	226,524	10,390,656	250,549
	PEOPLE'S REPUBLIC OF CHINA	304,433.47	81,108	3,720,424	102,562
	REPUBLIC OF KOREA	22,468.99	41,815	1,918,054	42,996
	SWITZERLAND	3.25	1,366	62,658	1,405
281420	Ammonia in aqueous solution	15,635.70	68,215	3,129,023	71,246
	GERMANY	6,650.71	40,911	1,876,588	42,896
	INDIA	676.78	1,829	83,896	1,842
	JAPAN	1,007.42	1,845	84,630	2,176
	REPUBLIC OF KOREA	21.21	284	13,027	303
	SINGAPORE	30.91	311	14,266	324
	SPAIN	217.34	785	36,008	813
	UNITED STATES OF AMERICA	7,031.33	22,250	1,020,608	22,892
2815	Sodium hydroxide (caustic soda); potassium hydroxide (caustic potash); peroxides of sodium or potassium.	125,644,846.89	34,539,739	1,584,337,826	37,342,576
281511	Sodium hydroxide (caustic soda), solid	66,490,270.40	16,077,974	737,496,668	16,844,099
	AUSTRALIA	895.21	897	41,145	1,039
	BELGIUM	81,748.95	13,188	604,934	16,617
	FRANCE	804.20	28,192	1,293,167	29,347
	GERMANY	7,754.10	22,149	1,015,975	22,957
	HONG KONG, CHINA	114,730.32	47,087	2,159,881	50,330
	INDIA	1,403.37	4,584	210,268	4,618
	ITALY	38.04	547	25,091	584
	JAPAN	546,959.34	1,117,910	51,278,532	1,149,058
	MALAYSIA	78,332.20	18,570	851,806	20,930
	PEOPLE'S REPUBLIC OF CHINA	58,263,403.25	11,456,455	525,507,591	11,988,695
	REPUBLIC OF KOREA	1,899.36	253,059	11,607,816	261,464
	SINGAPORE	25,862.81	125,405	5,752,327	129,822
	SWEDEN	77.63	229	10,504	238

TABLE 8 - Continued

PSCC CODE	COMMODITY AND COUNTRY OF ORIGIN	GROSS WEIGHT (GK)	FOB VALUE		CIF
			DOLLARS	PESOS	DOLLARS
	TAIWAN (REP. OF CHINA)	6,782,053.43	2,613,444	119,878,676	2,760,293
	THAILAND	568,884.16	326,341	14,969,262	357,007
	UK OF GREAT BRITAIN AND N. IRELAND	0.84	47	2,156	63
	UNITED STATES OF AMERICA	15,423.19	49,870	2,287,537	51,037
281512	Sodium hydroxide (caustic soda), in aqueous solution (soda lye or liquid soda)	46,103,655.07	8,169,588	374,739,000	9,365,789
	BELGIUM	55.33	366	16,788	433
	GERMANY	9.18	176	8,073	425
	JAPAN	10,809,153.34	2,154,452	98,824,713	2,355,153
	PEOPLE'S REPUBLIC OF CHINA	35,228,165.84	5,883,168	269,860,916	6,868,864
	REPUBLIC OF KOREA	1,301.71	2,443	112,060	2,546
	SINGAPORE	13,871.65	63,460	2,910,910	66,455
	TAIWAN (REP. OF CHINA)	36,478.86	19,349	887,539	21,060
	UNITED STATES OF AMERICA	14,619.16	46,174	2,118,001	50,853
281520	Potassium hydroxide (caustic potash)	13,049,928.19	10,281,823	471,627,219	11,121,896
	GERMANY	156,917.17	136,446	6,258,778	146,815
	HONG KONG, CHINA	42,828.64	45,571	2,090,342	50,995
	INDIA	104.03	516	23,669	551
	INDONESIA	73,854.68	71,915	3,298,741	72,021
	JAPAN	195,516.16	230,513	10,573,631	249,194
	LITHUANIA	1,196,706.32	453,334	20,794,431	470,825
	PEOPLE'S REPUBLIC OF CHINA	2,874,985.45	2,573,591	118,050,619	2,707,676
	REPUBLIC OF KOREA	4,145,487.29	3,588,829	164,619,586	3,948,215
	RUSSIAN FEDERATION	176,435.99	132,891	6,095,710	170,248
	SINGAPORE	7,211.12	22,417	1,028,268	24,051
	SWEDEN	37,926.17	137,742	6,318,226	142,770
	SWITZERLAND	22.62	428	19,632	522
	TAIWAN (REP. OF CHINA)	4,109,311.32	2,794,679	128,191,925	3,034,040
	THAILAND	9,523.41	54,863	2,516,565	60,553
	UNITED STATES OF AMERICA	23,097.82	38,088	1,747,096	43,420
281530	Peroxides of sodium or potassium	993.23	10,354	474,939	10,792
	FRANCE	296.01	1,930	88,529	2,169
	GERMANY	12.10	1,411	64,723	1,451
	INDIA	25.37	3,042	139,537	3,064
	JAPAN	659.75	3,971	182,150	4,108
2816	Hydroxide and peroxide of magnesium; oxides, hydroxides and peroxides, of strontium or barium.	182,682.43	552,308	25,334,368	629,614
281610	Hydroxide and peroxide of magnesium	95,909.03	483,913	22,197,089	555,786
	GERMANY	2,647.97	11,180	512,827	11,854
	HONG KONG, CHINA	3,106.00	7,021	322,053	7,300
	JAPAN	9,972.10	70,498	3,233,743	72,984
	REPUBLIC OF KOREA	53.24	1,348	61,833	1,891
	SINGAPORE	471.27	1,739	79,768	1,940
	THAILAND	282.62	2,474	113,482	3,434
	UNITED STATES OF AMERICA	79,375.83	389,653	17,873,383	456,383
281640	Oxides, hydroxides and peroxides, of strontium or barium	86,773.40	68,395	3,137,279	73,828
	SPAIN	27.27	97	4,449	102
	UK OF GREAT BRITAIN AND N. IRELAND	281.50	4,618	211,828	4,750
	UNITED STATES OF AMERICA	86,464.63	63,680	2,921,002	68,976
2817	Zinc oxide; zinc peroxide.	3,840,121.23	6,638,340	304,500,655	6,843,131
281700	Zinc oxide; zinc peroxide	3,840,121.23	6,638,340	304,500,655	6,843,131
	AUSTRALIA	37.60	1,128	51,741	1,169
	FRANCE	26,192.85	345,593	15,852,351	361,219
	GERMANY	1,137.08	37,042	1,699,117	38,272
	INDIA	86,099.90	68,419	3,138,380	70,274
	JAPAN	22,231.47	36,815	1,688,704	39,785
	MALAYSIA	30,008.50	70,904	3,252,366	73,516
	MEXICO	106,535.19	151,621	6,954,855	152,423
	NEW ZEALAND	1,153.84	15,899	729,287	16,348
	PEOPLE'S REPUBLIC OF CHINA	904,819.20	1,228,151	56,335,286	1,270,258

TABLE 8 - Continued

PSCC CODE	COMMODITY AND COUNTRY OF ORIGIN	GROSS WEIGHT (GK)	FOB VALUE		CIF DOLLARS
			DOLLARS	PESOS	
	PERU	40,494.69	86,987	3,990,094	88,651
	REPUBLIC OF KOREA	1,015,713.49	2,135,556	97,957,954	2,174,537
	SINGAPORE	9,963.34	23,712	1,087,669	25,853
	SWEDEN	190.74	3,204	146,967	3,214
	TAIWAN (REP. OF CHINA)	1,142,721.46	1,638,076	75,138,546	1,696,914
	THAILAND	249,456.39	331,722	15,216,088	343,024
	UK OF GREAT BRITAIN AND N. IRELAND	2,481.03	9,750	447,233	9,775
	UNITED STATES OF AMERICA	1,302.18	35,967	1,649,806	39,906
	VIETNAM	199,582.28	417,794	19,164,211	437,993
2818	Artificial corundum, whether or not chemically defined; aluminium oxide; aluminium hydroxide.	8,123,819.12	3,676,690	168,649,771	4,008,055
281810	Artificial corundum, whether or not chemically defined	94,154.66	68,035	3,120,765	72,943
	FRANCE	5,359.88	6,039	277,009	7,104
	GERMANY	11.87	182	8,348	204
	PEOPLE'S REPUBLIC OF CHINA	88,443.35	60,160	2,759,539	63,922
	SINGAPORE	339.46	1,590	72,933	1,646
	THAILAND	0.10	64	2,936	67
281820	Aluminum oxide, other than artificial corundum	552,597.32	1,322,914	60,682,065	1,426,619
	CANADA	24.23	705	32,338	714
	FINLAND	237.50	825	37,843	882
	FRANCE	4,685.00	6,675	306,182	6,858
	GERMANY	45,161.13	56,535	2,593,260	60,395
	HONG KONG, CHINA	185.26	20,310	931,620	21,092
	INDIA	7,123.49	21,782	999,140	22,396
	ITALY	1,458.84	2,361	108,299	2,484
	JAPAN	119,582.73	190,552	8,740,620	196,448
	NETHERLANDS	14,915.34	12,102	555,119	12,131
	PEOPLE'S REPUBLIC OF CHINA	120,697.02	93,324	4,280,772	98,133
	REPUBLIC OF KOREA	15,959.69	24,156	1,108,036	25,588
	SINGAPORE	18,129.50	29,939	1,373,302	31,940
	SOUTH AFRICA, REP. OF	54,828.22	38,348	1,759,023	43,635
	TAIWAN (REP. OF CHINA)	78,519.86	58,902	2,701,835	65,532
	THAILAND	57,975.56	708,906	32,517,518	773,006
	UNITED STATES OF AMERICA	13,107.27	57,008	2,614,957	64,876
	YEMEN, REPUBLIC OF	6.68	484	22,201	509
281830	Aluminum hydroxide	7,477,067.14	2,285,741	104,846,941	2,508,493
	GERMANY	4,146.98	13,479	618,282	14,062
	HONG KONG, CHINA	3,850.35	7,700	353,199	8,043
	INDIA	3,913,881.85	1,132,148	51,931,629	1,240,365
	INDONESIA	974,637.10	241,710	11,087,238	269,641
	JAPAN	39,146.66	35,599	1,632,926	39,163
	PEOPLE'S REPUBLIC OF CHINA	899,412.11	278,955	12,795,666	296,834
	REPUBLIC OF KOREA	133,271.46	65,219	2,991,596	69,885
	SINGAPORE	1,501,551.26	496,560	22,777,207	541,805
	TAIWAN (REP. OF CHINA)	370.45	810	37,155	890
	UNITED ARAB EMIRATES, N.E.S.	1,122.84	5,084	233,203	18,439
	UNITED STATES OF AMERICA	5,676.08	8,477	388,840	9,366
2819	Chromium oxides and hydroxides.	121,436.63	380,902	17,471,976	399,703
281910	Chromium trioxide	90,188.96	321,946	14,767,664	338,316
	FRANCE	17,729.60	73,328	3,363,555	73,357
	PEOPLE'S REPUBLIC OF CHINA	21,760.97	56,403	2,587,206	60,315
	TURKEY	33,330.12	134,442	6,166,855	140,815
	UNITED STATES OF AMERICA	17,368.27	57,773	2,650,048	63,829
281990	Other chromium oxides and hydroxides	31,247.67	58,956	2,704,312	61,387
	JAPAN	2,374.18	4,931	226,185	5,284
	PEOPLE'S REPUBLIC OF CHINA	11,437.46	48,610	2,229,741	50,674
	TAIWAN (REP. OF CHINA)	182.33	174	7,981	188
	UK OF GREAT BRITAIN AND N. IRELAND	17,253.70	5,241	240,405	5,241
2820	Manganese oxides.	265,465.23	263,583	12,090,553	280,421
282010	Manganese dioxide	199,692.46	174,725	8,014,636	184,150

TABLE 8 - Continued

PSCC CODE	COMMODITY AND COUNTRY OF ORIGIN	GROSS WEIGHT (GK)	FOB VALUE		CIF
			DOLLARS	PESOS	DOLLARS
	BELGIUM	87,309.48	75,250	3,451,718	76,379
	INDIA	19,867.06	13,530	620,621	13,912
	JAPAN	1,792.55	4,122	189,076	4,480
	PEOPLE'S REPUBLIC OF CHINA	43,163.90	26,756	1,227,298	28,090
	SINGAPORE	47,559.47	55,067	2,525,923	61,289
282090	Other manganese oxides	65,772.77	88,858	4,075,917	96,271
	BELGIUM	34,393.28	28,306	1,298,396	31,998
	GERMANY	8,560.07	35,871	1,645,403	38,326
	PEOPLE'S REPUBLIC OF CHINA	3,578.51	6,917	317,283	7,460
	THAILAND	18,955.82	14,919	684,335	15,293
	UNITED STATES OF AMERICA	285.09	2,845	130,500	3,194
2821	Iron oxides and hydroxides; earth colours containing 70% or more by weight of combined iron evaluated as Fe ₂ O ₃ .	5,406,179.47	4,734,916	217,190,597	4,954,112
282110	Iron oxides and hydroxides	3,017,362.92	4,041,743	185,394,751	4,217,099
	BELGIUM	793.85	8,494	389,620	9,051
	GERMANY	247,963.16	372,991	17,109,097	382,791
	HONG KONG, CHINA	43.91	190	8,715	206
	INDIA	419,436.56	222,345	10,198,965	233,910
	ITALY	3,484.23	9,513	436,361	10,135
	JAPAN	14,079.86	45,602	2,091,764	48,171
	PEOPLE'S REPUBLIC OF CHINA	2,195,882.62	3,211,238	147,299,487	3,336,699
	SINGAPORE	65,260.60	111,779	5,127,303	115,288
	SPAIN	48,969.25	21,192	972,077	23,022
	THAILAND	11,870.54	8,297	380,583	8,364
	UK OF GREAT BRITAIN AND N. IRELAND	186.28	1,911	87,658	3,063
	UNITED STATES OF AMERICA	9,376.39	27,486	1,260,783	45,694
	VIETNAM	15.67	705	32,338	705
282120	Earth colors containing 70% or more by weight of combined iron evaluated as Fe ₂ O ₃	2,388,816.55	693,173	31,795,846	737,013
	GERMANY	96,113.21	136,791	6,274,603	141,173
	INDIA	2,130,908.96	395,918	18,160,759	428,809
	PEOPLE'S REPUBLIC OF CHINA	33,379.27	38,101	1,747,693	39,546
	TAIWAN (REP. OF CHINA)	61,163.84	40,279	1,847,598	42,618
	THAILAND	57,787.32	44,874	2,058,370	47,264
	UNITED STATES OF AMERICA	9,463.95	37,210	1,706,823	37,603
2822	Cobalt oxides and hydroxides; commercial cobalt oxides.	750.42	75,731	3,473,781	77,252
282200	Cobalt oxides and hydroxides; commercial cobalt oxides	750.42	75,731	3,473,781	77,252
	BELGIUM	428.61	10,055	461,223	10,564
	SINGAPORE	321.81	65,676	3,012,558	66,688
2823	Titanium oxides.	2,467,872.98	3,064,548	140,570,816	3,183,131
282300	Titanium oxides	2,467,872.98	3,064,548	140,570,816	3,183,131
	AUSTRALIA	585,286.03	943,605	43,283,161	977,441
	BELGIUM	18,535.56	14,327	657,179	15,795
	FINLAND	296,987.47	357,744	16,409,717	372,154
	FRANCE	83,985.08	64,916	2,977,697	68,540
	GERMANY	4,244.41	16,252	745,479	16,764
	HONG KONG, CHINA	0.90	2,941	134,904	2,980
	INDONESIA	40.34	2,505	114,904	2,624
	JAPAN	18,152.42	59,008	2,706,697	61,213
	MALAYSIA	431,456.50	349,118	16,014,043	363,831
	PEOPLE'S REPUBLIC OF CHINA	652,615.55	651,380	29,878,801	671,381
	REPUBLIC OF KOREA	52,564.46	93,712	4,298,569	100,530
	SINGAPORE	109,086.05	87,275	4,003,304	92,935
	SWITZERLAND	18,273.90	11,704	536,862	12,373
	TAIWAN (REP. OF CHINA)	180,016.53	392,033	17,982,554	405,049
	UK OF GREAT BRITAIN AND N. IRELAND	16,382.76	12,663	580,852	13,954
	UNITED STATES OF AMERICA	245.02	5,365	246,093	5,567
2824	Lead oxides; red lead and orange lead.	360,957.37	502,375	23,043,941	535,938

TABLE 8 - Continued

PSCC CODE	COMMODITY AND COUNTRY OF ORIGIN	GROSS WEIGHT (GK)	FOB VALUE		CIF
			DOLLARS	PESOS	DOLLARS
282410	Lead monoxide (litharge, massicot)	134,733.18	371,604	17,045,476	399,882
	AUSTRALIA	17,978.60	45,111	2,069,242	51,678
	INDIA	4,691.87	8,303	380,859	8,461
	JAPAN	1,858.96	27,365	1,255,233	31,917
	NEW ZEALAND	118.21	5,651	259,211	5,806
	PEOPLE'S REPUBLIC OF CHINA	22,487.21	46,533	2,134,469	48,846
	TAIWAN (REP. OF CHINA)	78,037.33	160,013	7,339,796	169,304
	UNITED STATES OF AMERICA	9,561.00	78,628	3,606,666	83,870
282420	Red lead and orange lead	24.25	769	35,274	791
	JAPAN	24.25	769	35,274	791
282490	Other lead oxides	226,199.94	130,002	5,963,191	135,265
	AUSTRALIA	186.24	2,704	124,032	2,876
	REPUBLIC OF KOREA	652.28	1,937	88,850	2,271
	TAIWAN (REP. OF CHINA)	225,361.42	125,361	5,750,309	130,118
2825	Hydrazine and hydroxylamine and their inorganic salts; other inorganic bases; other metal oxides, hydroxides and peroxides.	1,066,844.39	3,064,413	140,564,622	3,292,780
282510	Hydrazine and hydroxylamine and their inorganic salts	28,269.71	93,336	4,281,322	98,487
	GERMANY	33.41	1,005	46,099	1,194
	INDIA	2.52	53	2,431	61
	JAPAN	28,202.25	90,140	4,134,722	94,959
	UNITED STATES OF AMERICA	31.53	2,138	98,070	2,273
282520	Lithium oxide and hydroxide	7,009.91	43,995	2,018,051	51,754
	JAPAN	276.04	4,691	215,176	4,785
	NETHERLANDS	30.96	131	6,009	156
	PEOPLE'S REPUBLIC OF CHINA	6,702.91	39,173	1,796,866	46,813
282540	Nickel oxides and hydroxides	42,762.47	105,677	4,847,403	113,657
	JAPAN	112.64	1,475	67,658	1,547
	SINGAPORE	38,856.00	71,827	3,294,704	77,274
	TAIWAN (REP. OF CHINA)	3,793.83	32,375	1,485,041	34,836
282550	Copper oxides and hydroxides	93,767.45	613,787	28,154,411	632,884
	AUSTRALIA	17.56	350	16,055	491
	GERMANY	48,628.60	333,257	15,286,499	340,754
	JAPAN	16,279.39	113,265	5,195,466	116,229
	MEXICO	7,044.81	20,363	934,051	20,941
	PEOPLE'S REPUBLIC OF CHINA	3,451.27	5,352	245,496	5,657
	SPAIN	20.68	67	3,073	67
	TAIWAN (REP. OF CHINA)	11,180.84	79,648	3,653,454	85,899
	UNITED STATES OF AMERICA	7,144.30	61,485	2,820,317	62,846
282560	Germanium oxides and zirconium dioxide	57,545.86	121,305	5,564,260	125,153
	FRANCE	24.94	1,270	58,255	1,807
	GERMANY	2.17	108	4,954	111
	HONG KONG, CHINA	0.85	1,813	83,162	1,934
	JAPAN	2,336.06	49,502	2,270,657	52,482
	REPUBLIC OF KOREA	36.93	2,681	122,977	2,806
	TAIWAN (REP. OF CHINA)	55,144.91	65,931	3,024,255	66,013
282570	Molybdenum oxides and hydroxides	3,678.85	10,242	469,800	11,293
	AUSTRALIA	41.59	89	4,082	95
	UNITED STATES OF AMERICA	3,637.26	10,153	465,718	11,198
282580	Antimony oxides	37,644.99	247,272	11,342,367	258,161
	HONG KONG, CHINA	8,962.53	52,557	2,410,790	54,928
	JAPAN	1,241.68	4,365	200,223	4,646
	PEOPLE'S REPUBLIC OF CHINA	17,847.07	129,837	5,955,623	136,186
	TAIWAN (REP. OF CHINA)	9,593.71	60,513	2,775,731	62,401

TABLE 8 - Continued

PSCC CODE	COMMODITY AND COUNTRY OF ORIGIN	GROSS WEIGHT (GK)	FOB VALUE		CIF
			DOLLARS	PESOS	DOLLARS
282590	Other inorganic oxides; other metal oxides, hydroxides and peroxides	796,165.15	1,828,799	83,887,008	2,001,391
	AUSTRALIA	343,050.65	487,889	22,379,468	513,390
	GERMANY	14,361.52	30,950	1,419,676	32,876
	INDIA	75,287.97	160,926	7,381,676	165,804
	JAPAN	13,711.47	695,364	31,896,347	788,962
	PEOPLE'S REPUBLIC OF CHINA	247,432.72	262,427	12,037,526	286,961
	REPUBLIC OF KOREA	14,907.20	26,217	1,202,574	31,988
	SINGAPORE	8,223.28	57,461	2,635,736	67,059
	TAIWAN (REP. OF CHINA)	78,619.75	91,167	4,181,830	96,708
	THAILAND	433.12	5,185	237,836	5,540
	UK OF GREAT BRITAIN AND N. IRELAND	84.16	1,392	63,850	1,919
	UNITED STATES OF AMERICA	53.31	9,821	450,489	10,184
2826	Fluorides; fluorosilicates, fluoroaluminates and other complex fluorine salts.	651,476.42	1,028,271	47,166,791	1,086,189
282611	Flourides of ammonium or of sodium	281,865.80	449,367	20,612,464	458,266
	GERMANY	41,717.14	97,630	4,478,288	99,673
	INDONESIA	28.93	707	32,430	728
	JAPAN	4,760.60	16,325	748,828	16,919
	MALAYSIA	6,932.88	23,127	1,060,835	23,244
	PEOPLE'S REPUBLIC OF CHINA	217,868.94	266,275	12,214,034	269,924
	REPUBLIC OF KOREA	766.53	25,578	1,173,263	26,481
	SINGAPORE	0.42	413	18,944	441
	SPAIN	85.20	305	13,990	325
	TAIWAN (REP. OF CHINA)	718.10	1,611	73,897	1,773
	UK OF GREAT BRITAIN AND N. IRELAND	196.67	3,294	151,096	4,226
	UNITED STATES OF AMERICA	92.60	4,046	185,590	4,199
	VIETNAM	8,697.79	10,056	461,269	10,333
282619	Other flourides	49,913.53	110,554	5,071,113	119,721
	FRANCE	4.86	226	10,367	235
	GERMANY	13,820.89	51,615	2,367,580	56,657
	JAPAN	587.12	2,373	108,850	2,562
	PEOPLE'S REPUBLIC OF CHINA	33,406.92	38,764	1,778,105	40,602
	REPUBLIC OF KOREA	522.76	10,348	474,663	10,870
	SINGAPORE	5.15	769	35,274	772
	THAILAND	931.19	4,127	189,305	5,531
	UNITED STATES OF AMERICA	634.64	2,332	106,969	2,492
282620	Flourosilicates of sodium or of potassium	55,709.73	153,321	7,032,835	156,333
	GERMANY	6.89	72	3,303	75
	HONG KONG, CHINA	163.02	3,327	152,609	3,671
	JAPAN	21,213.28	93,703	4,298,157	94,857
	PEOPLE'S REPUBLIC OF CHINA	29,938.70	17,346	795,661	18,678
	SINGAPORE	4,368.60	37,964	1,741,409	38,060
	UNITED STATES OF AMERICA	19.24	909	41,696	992
282630	Sodium hexafluoroaluminate (synthetic cryolite)	254,718.22	274,376	12,585,627	308,285
	GERMANY	1.35	52	2,385	56
	PEOPLE'S REPUBLIC OF CHINA	254,716.87	274,324	12,583,242	308,229
282690	Other complex flouring salts	9,269.14	40,653	1,864,752	43,584
	GERMANY	6,012.95	22,924	1,051,524	24,292
	HONG KONG, CHINA	338.91	6,678	306,320	7,380
	JAPAN	1,433.69	5,759	264,165	6,160
	PEOPLE'S REPUBLIC OF CHINA	845.45	3,012	138,160	3,218
	SINGAPORE	630.31	1,953	89,584	2,165
	UNITED STATES OF AMERICA	7.83	327	14,999	369
2827	Chlorides, chloride oxides and chloride hydroxides; bromides and bromide oxides; iodides and iodide oxides.	11,502,771.42	6,761,448	310,147,619	7,212,928
282710	Ammonium chloride	1,244,888.69	269,977	12,383,844	292,236
	GERMANY	3.44	120	5,504	141
	JAPAN	5,662.36	21,429	982,948	22,862

TABLE 8 - Continued

PSCC CODE	COMMODITY AND COUNTRY OF ORIGIN	GROSS WEIGHT (GK)	FOB VALUE		CIF DOLLARS
			DOLLARS	PESOS	
	PEOPLE'S REPUBLIC OF CHINA	1,200,567.56	215,391	9,879,985	235,701
	REPUBLIC OF KOREA	9.98	133	6,101	142
	THAILAND	38,618.95	31,805	1,458,895	32,223
	UNITED STATES OF AMERICA	26.40	1,099	50,411	1,167
282720	Calcium chloride	1,657,935.66	664,080	30,461,350	710,218
	CZECH REPUBLIC (CZECHOSLOVAKIA)	85,275.15	123,940	5,685,128	133,169
	GERMANY	1,008.69	3,864	177,242	4,039
	INDIA	18.60	274	12,568	284
	INDONESIA	6,795.57	17,230	790,340	17,784
	JAPAN	18,053.14	91,448	4,194,720	95,145
	PEOPLE'S REPUBLIC OF CHINA	1,534,480.33	410,026	18,807,893	440,141
	REPUBLIC OF KOREA	16.10	23	1,055	25
	SINGAPORE	11,667.86	14,543	667,088	16,614
	SPAIN	62.37	212	9,724	212
	UK OF GREAT BRITAIN AND N. IRELAND	9.13	38	1,743	45
	UNITED STATES OF AMERICA	548.72	2,482	113,849	2,760
282731	Magnesium chloride	196,449.97	165,211	7,578,229	182,439
	CZECH REPUBLIC (CZECHOSLOVAKIA)	41,850.63	60,737	2,786,006	66,014
	GERMANY	68,229.73	77,003	3,532,128	85,035
	INDIA	26.99	484	22,201	500
	NETHERLANDS	66,508.14	18,326	840,614	21,256
	PEOPLE'S REPUBLIC OF CHINA	15,891.75	3,229	148,114	3,848
	SINGAPORE	9.69	973	44,632	996
	SPAIN	102.30	364	16,697	389
	THAILAND	87.53	628	28,806	690
	UK OF GREAT BRITAIN AND N. IRELAND	3,667.28	2,013	92,336	2,179
	UNITED STATES OF AMERICA	75.93	1,454	66,695	1,532
282732	Aluminum chloride	3,994,074.67	1,559,942	71,554,539	1,697,761
	GERMANY	4,517.92	1,161	53,255	1,867
	HONG KONG, CHINA	190,228.66	98,478	4,517,186	100,114
	INDIA	1,020,329.54	452,130	20,739,203	504,944
	INDONESIA	28,509.97	15,487	710,389	17,068
	MALAYSIA	35,841.35	19,102	876,209	20,001
	PEOPLE'S REPUBLIC OF CHINA	2,667,547.00	948,898	43,525,951	1,024,550
	REPUBLIC OF KOREA	189.01	61	2,798	64
	SPAIN	19.19	128	5,871	139
	UNITED STATES OF AMERICA	46,892.03	24,497	1,123,677	29,014
282733	Iron chloride	586,074.32	117,093	5,371,055	130,737
	DENMARK	1,815.16	1,821	83,529	2,083
	GERMANY	412.47	2,737	125,546	2,823
	JAPAN	3.36	37	1,697	42
	PEOPLE'S REPUBLIC OF CHINA	103,179.23	39,327	1,803,929	42,114
	REPUBLIC OF KOREA	25,967.90	12,017	551,220	13,247
	SINGAPORE	3.38	539	24,724	541
	TAIWAN (REP. OF CHINA)	453,948.89	52,761	2,420,147	61,519
	UNITED ARAB EMIRATES, N.E.S.	15.26	117	5,367	151
	UNITED STATES OF AMERICA	728.67	7,737	354,896	8,217
282734	Cobalt chloride	27.10	2,574	118,069	2,683
	GERMANY	7.74	169	7,752	180
	SINGAPORE	19.36	2,405	110,317	2,503
282735	Nickel chloride	73,097.73	193,847	8,891,762	210,246
	AUSTRALIA	446.71	629	28,852	653
	HONG KONG, CHINA	85.33	2,749	126,097	2,895
	JAPAN	7,657.48	83,762	3,842,163	93,660
	REPUBLIC OF KOREA	3,449.29	19,143	878,089	21,622
	SINGAPORE	8.97	1,542	70,732	1,557
	TAIWAN (REP. OF CHINA)	61,449.95	86,022	3,945,829	89,859
282736	Zinc chloride	225,237.51	179,589	8,237,748	186,839
	GERMANY	396.48	5,572	255,588	5,729
	INDIA	25.38	363	16,651	378

TABLE 8 - Continued

PSCC CODE	COMMODITY AND COUNTRY OF ORIGIN	GROSS WEIGHT (GK)	FOB VALUE		CIF DOLLARS
			DOLLARS	PESOS	
	REPUBLIC OF KOREA	16,991.23	5,164	236,873	5,517
	SINGAPORE	2.75	297	13,623	305
	SPAIN	72.19	256	11,743	275
	TAIWAN (REP. OF CHINA)	190,207.90	154,659	7,094,208	160,995
	THAILAND	17,541.58	13,278	609,062	13,640
282739	Other chlorides, n.e.s.	1,204,704.71	398,517	18,279,975	430,671
	CZECH REPUBLIC (CZECHOSLOVAKIA)	9,626.17	14,061	644,978	15,621
	GERMANY	68.51	2,244	102,932	2,319
	JAPAN	291.84	3,449	158,206	3,933
	PEOPLE'S REPUBLIC OF CHINA	197,364.36	153,804	7,054,990	158,606
	REPUBLIC OF KOREA	1.74	112	5,137	112
	SINGAPORE	1.10	175	8,027	183
	TAIWAN (REP. OF CHINA)	996,908.72	212,362	9,741,045	235,341
	THAILAND	22.21	1,128	51,741	1,160
	UNITED STATES OF AMERICA	420.06	11,182	512,919	13,396
282741	Chloride oxides and chloride hydroxides of copper	161,884.37	823,559	37,776,652	837,794
	AUSTRALIA	11.29	279	12,798	301
	GERMANY	1.90	21	963	23
	JAPAN	2.02	40	1,835	42
	PEOPLE'S REPUBLIC OF CHINA	161,869.16	823,219	37,761,056	837,428
282749	Other chloride oxides and chloride hydroxides	2,028,351.68	1,414,369	64,877,106	1,526,899
	CZECH REPUBLIC (CZECHOSLOVAKIA)	22,871.73	37,459	1,718,244	42,246
	GERMANY	2.60	65	2,982	90
	INDIA	1,440,913.66	939,465	43,093,260	978,530
	MALAYSIA	5,054.33	5,540	254,120	5,556
	PEOPLE'S REPUBLIC OF CHINA	386,758.07	291,529	13,372,435	302,986
	SINGAPORE	37,437.87	25,024	1,147,851	25,089
	SPAIN	264.46	2,512	115,225	2,588
	UNITED STATES OF AMERICA	135,048.96	112,775	5,172,989	169,814
282751	Bromides of sodium or of potassium	17,722.91	99,488	4,563,514	101,520
	INDIA	4,136.53	69,820	3,202,643	71,364
	JAPAN	423.42	2,315	106,189	2,421
	PEOPLE'S REPUBLIC OF CHINA	12,196.39	24,947	1,144,319	25,233
	UNITED STATES OF AMERICA	966.57	2,406	110,363	2,502
282759	Other bromides and bromide oxides	58,372.68	155,250	7,121,318	169,454
	CANADA	12.05	117	5,367	130
	INDIA	2,506.88	16,573	760,204	19,176
	ISRAEL	19,040.46	8,019	367,832	8,347
	JAPAN	17,006.30	58,161	2,667,845	58,657
	PEOPLE'S REPUBLIC OF CHINA	2,067.10	7,812	358,336	8,346
	REPUBLIC OF KOREA	17,739.89	64,568	2,961,734	74,798
282760	Iodides and iodide oxides	53,949.42	717,952	32,932,458	733,431
	AUSTRALIA	4,143.41	5,734	263,019	5,920
	GERMANY	1,530.79	13,973	640,942	14,405
	INDIA	7,300.25	167,366	7,677,078	173,822
	JAPAN	26,728.50	174,116	7,986,701	179,162
	MALAYSIA	515.46	28,161	1,291,745	28,956
	PEOPLE'S REPUBLIC OF CHINA	10,679.75	300,773	13,796,458	301,168
	SINGAPORE	2.20	329	15,091	341
	SPAIN	1,084.39	11,937	547,550	13,671
	THAILAND	1,196.76	8,851	405,995	9,042
	UNITED STATES OF AMERICA	767.91	6,712	307,879	6,944
2828	Hypochlorites; commercial calcium hypochlorite; chlorites; hypobromites.	12,916,013.22	10,576,252	485,132,679	11,221,221
282810	Commercial calcium hypochlorite and other calcium hypochlorites	12,712,891.45	10,341,243	474,352,817	10,968,219
	GERMANY	2,294.04	4,111	188,572	4,117
	HONG KONG, CHINA	58,367.51	52,839	2,423,725	60,012
	JAPAN	4,854,150.83	6,882,450	315,697,982	7,289,642

TABLE 8 - Continued

PSCC CODE	COMMODITY AND COUNTRY OF ORIGIN	GROSS WEIGHT (GK)	FOB VALUE		CIF DOLLARS
			DOLLARS	PESOS	
	NETHERLANDS	4,339.69	3,715	170,407	3,817
	PEOPLE'S REPUBLIC OF CHINA	7,622,377.33	3,226,140	147,983,042	3,427,329
	TAIWAN (REP. OF CHINA)	2,796.88	3,390	155,499	3,398
	THAILAND	69,373.77	23,822	1,092,715	27,148
	UK OF GREAT BRITAIN AND N. IRELAND	2.54	178	8,165	190
	UNITED STATES OF AMERICA	99,188.86	144,598	6,632,710	152,566
282890	Other hypochlorites, chlorites and hypobromites	203,121.77	235,009	10,779,862	253,002
	GERMANY	20,202.60	16,169	741,672	16,854
	HONG KONG, CHINA	1,279.35	9,249	424,252	9,749
	INDIA	5,195.05	26,735	1,226,334	27,356
	JAPAN	71.70	543	24,907	602
	NETHERLANDS	444.04	8,699	399,023	11,514
	PEOPLE'S REPUBLIC OF CHINA	146,729.71	66,432	3,047,236	73,015
	SINGAPORE	1,166.59	2,424	111,189	2,547
	TAIWAN (REP. OF CHINA)	16,222.37	19,707	903,960	20,703
	UNITED STATES OF AMERICA	11,810.36	85,051	3,901,289	90,662
2829	Chlorates and perchlorates; bromates and perbromates; iodates and periodates.	2,260,583.45	1,884,820	86,456,693	2,028,124
282911	Chlorates of sodium	1,047,070.34	343,907	15,775,014	399,915
	GERMANY	69.14	132	6,055	157
	JAPAN	2,955.84	13,192	605,117	13,286
	NEW ZEALAND	958,536.58	279,406	12,816,353	333,707
	PEOPLE'S REPUBLIC OF CHINA	85,507.23	50,962	2,337,627	52,543
	UNITED STATES OF AMERICA	1.55	215	9,862	222
282919	Other chlorates, n.e.s.	916,007.28	1,032,255	47,349,537	1,092,558
	INDIA	271,807.24	327,154	15,006,554	356,947
	PEOPLE'S REPUBLIC OF CHINA	465,121.26	414,962	19,034,307	429,952
	REPUBLIC OF KOREA	85.00	333	15,275	333
	SWEDEN	178,993.78	289,806	13,293,401	305,326
282990	Other perchlorates; bromates and perbromates; iodates and periodates	297,505.83	508,658	23,332,142	535,651
	AUSTRALIA	79.62	2,236	102,565	2,312
	FRANCE	51.61	2,538	116,418	2,574
	GERMANY	25.02	1,569	71,970	1,732
	INDIA	11,126.23	30,604	1,403,806	31,948
	JAPAN	51.29	679	31,146	679
	PEOPLE'S REPUBLIC OF CHINA	269,812.94	327,597	15,026,874	346,846
	REPUBLIC OF KOREA	59.19	1,890	86,694	2,058
	SINGAPORE	10,127.45	57,345	2,630,415	58,883
	SWITZERLAND	4,370.69	19,444	891,896	19,996
	UK OF GREAT BRITAIN AND N. IRELAND	1,766.71	62,270	2,856,325	65,988
	UNITED STATES OF AMERICA	35.08	2,486	114,033	2,635
2830	Sulphides; polysulphides, whether or not chemically defined.	1,243,975.61	859,499	39,425,221	941,205
283010	Sodium sulphides	1,172,422.03	554,433	25,431,843	615,081
	GERMANY	2.25	79	3,624	82
	JAPAN	2.72	378	17,339	390
	NEW ZEALAND	69.61	5,038	231,093	5,152
	PEOPLE'S REPUBLIC OF CHINA	1,120,192.46	506,239	23,221,183	564,391
	TAIWAN (REP. OF CHINA)	51,867.28	35,249	1,616,872	37,406
	UNITED STATES OF AMERICA	287.71	7,450	341,732	7,660
283020	Zinc sulphide	35,475.39	66,922	3,069,712	71,281
	SINGAPORE	5,376.72	36,297	1,664,943	38,051
	UNITED STATES OF AMERICA	30,098.67	30,625	1,404,769	33,230
283090	Other sulphides; polysulphides	36,078.19	238,144	10,923,666	254,843
	BELGIUM	8,644.44	32,755	1,502,472	34,958
	JAPAN	29.96	665	30,504	711
	PEOPLE'S REPUBLIC OF CHINA	4,487.89	54,815	2,514,364	62,867
	SINGAPORE	2,639.56	25,433	1,166,612	27,311

TABLE 8 - Continued

PSCC CODE	COMMODITY AND COUNTRY OF ORIGIN	GROSS WEIGHT (GK)	FOB VALUE		CIF
			DOLLARS	PESOS	DOLLARS
	UNITED STATES OF AMERICA	20,276.34	124,476	5,709,714	128,996
2831	Dithionites and sulphoxylates.	38,366,916.38	2,928,084	134,311,212	2,961,634
283110	Dithionites and sulphoxylates of sodium	408,518.46	346,080	15,874,689	357,751
	GERMANY	204.89	5,343	245,083	5,972
	JAPAN	2,630.54	19,285	884,603	19,293
	PEOPLE'S REPUBLIC OF CHINA	396,379.20	302,831	13,890,858	312,854
	REPUBLIC OF KOREA	1,969.33	7,012	321,640	7,299
	SINGAPORE	61.78	677	31,054	731
	TAIWAN (REP. OF CHINA)	7,272.72	10,932	501,451	11,602
283190	Other dithionites and sulphoxylates	37,958,397.92	2,582,004	118,436,523	2,603,883
	FRANCE	241.07	27,607	1,266,333	27,614
	INDIA	90.62	1,656	75,961	1,702
	JAPAN	123,141.06	23,705	1,087,348	23,880
	PEOPLE'S REPUBLIC OF CHINA	36,075,502.83	2,288,894	104,991,568	2,307,467
	REPUBLIC OF KOREA	1,618.36	4,262	195,498	4,459
	SINGAPORE	44.86	89	4,082	92
	TAIWAN (REP. OF CHINA)	1,716,172.29	212,345	9,740,265	214,801
	THAILAND	7,907.26	11,220	514,661	11,335
	UK OF GREAT BRITAIN AND N. IRELAND	0.90	162	7,431	193
	UNITED STATES OF AMERICA	33,678.67	12,064	553,376	12,340
2832	Sulphites; thiosulphates.	9,847,002.37	4,140,078	189,905,380	4,378,120
283210	Sodium sulphites	8,850,000.37	3,796,783	174,158,437	4,003,926
	GERMANY	1,234,417.18	590,865	27,102,978	637,103
	ITALY	36,477.65	17,787	815,890	20,218
	JAPAN	2,401.40	18,371	842,678	18,811
	NETHERLANDS	85,793.07	42,952	1,970,208	48,363
	PEOPLE'S REPUBLIC OF CHINA	3,217,329.21	972,908	44,627,290	1,025,208
	SINGAPORE	21,517.44	10,454	479,525	11,069
	TAIWAN (REP. OF CHINA)	913.11	1,307	59,952	1,556
	THAILAND	4,250,531.48	2,138,337	98,085,518	2,237,109
	UNITED STATES OF AMERICA	619.83	3,802	174,398	4,489
283220	Other sulphites	753,039.13	281,971	12,934,009	306,414
	FRANCE	193.78	160	7,339	164
	GERMANY	17,693.74	11,315	519,019	12,089
	INDIA	41.00	459	21,054	480
	PEOPLE'S REPUBLIC OF CHINA	123,796.05	111,320	5,106,248	121,181
	REPUBLIC OF KOREA	574,495.44	100,532	4,611,403	112,991
	SINGAPORE	1,201.92	35,162	1,612,881	35,220
	THAILAND	33,447.35	17,893	820,752	19,117
	UNITED STATES OF AMERICA	2,169.85	5,130	235,313	5,172
283230	Thiosulphates	243,962.87	61,324	2,812,934	67,780
	AUSTRALIA	268.28	296	13,578	353
	GERMANY	392.38	3,572	163,848	3,742
	INDIA	22.03	473	21,697	475
	JAPAN	19.23	80	3,670	88
	PEOPLE'S REPUBLIC OF CHINA	243,049.12	51,450	2,360,012	57,425
	SINGAPORE	26.05	2,580	118,345	2,659
	THAILAND	20.55	127	5,825	151
	UNITED STATES OF AMERICA	165.23	2,746	125,959	2,887
2833	Sulphates; alums; peroxosulphates (persulphates).	82,668,282.91	21,637,049	992,491,440	23,388,235
283311	Disodium sulphate	10,421,629.65	890,117	40,829,668	1,034,326
	GERMANY	304.65	3,546	162,655	3,571
	JAPAN	7,872.20	8,142	373,474	8,923
	PEOPLE'S REPUBLIC OF CHINA	10,358,207.68	652,049	29,909,488	780,827
	REPUBLIC OF KOREA	55,084.78	224,262	10,286,898	238,800
	SINGAPORE	9.62	46	2,110	54
	UNITED STATES OF AMERICA	150.72	2,072	95,043	2,151
283319	Other sodium sulphates	31,920,749.92	2,926,348	134,231,582	3,382,763

TABLE 8 - Continued

PSCC CODE	COMMODITY AND COUNTRY OF ORIGIN	GROSS WEIGHT (GK)	FOB VALUE		CIF DOLLARS
			DOLLARS	PESOS	
	FRANCE	1,686.14	2,106	96,602	2,219
	GERMANY	7,240.89	25,127	1,152,575	26,370
	JAPAN	122,353.93	26,472	1,214,271	31,272
	MALAYSIA	19,155.71	3,498	160,453	3,738
	NETHERLANDS	444.04	8,699	399,023	11,514
	PEOPLE'S REPUBLIC OF CHINA	29,980,068.23	2,593,591	118,968,019	2,997,061
	REPUBLIC OF KOREA	77,206.56	43,308	1,986,538	48,581
	SINGAPORE	526.05	1,002	45,962	1,146
	TAIWAN (REP. OF CHINA)	1,650,818.28	181,250	8,313,938	209,036
	THAILAND	7,638.27	9,643	442,324	10,094
	UNITED STATES OF AMERICA	53,611.82	31,652	1,451,877	41,732
283321	Magnesium sulphates	8,011,886.04	1,682,716	77,186,183	1,819,854
	GERMANY	939,293.95	350,389	16,072,343	355,546
	INDIA	45,930.28	17,802	816,578	21,406
	PEOPLE'S REPUBLIC OF CHINA	7,025,860.74	1,304,470	59,836,039	1,427,210
	SINGAPORE	778.60	9,725	446,086	15,327
	THAILAND	12.47	110	5,046	131
	UNITED STATES OF AMERICA	10.00	220	10,091	234
283322	Aluminum sulphates	10,177,107.50	2,665,223	122,253,780	2,859,750
	INDIA	189.87	1,597	73,254	1,642
	INDONESIA	5,430,732.53	913,627	41,908,071	980,670
	JAPAN	847.05	6,495	297,926	6,742
	MEXICO	1,058,192.34	967,081	44,360,005	1,009,920
	PEOPLE'S REPUBLIC OF CHINA	3,487,396.80	586,923	26,922,158	655,027
	REPUBLIC OF KOREA	26,651.07	156,793	7,192,095	168,601
	SINGAPORE	62,708.97	10,550	483,929	11,853
	TAIWAN (REP. OF CHINA)	110,381.04	21,956	1,007,122	25,073
	UNITED STATES OF AMERICA	7.83	201	9,220	222
283323	Chromium sulphates	68,209.91	60,043	2,754,172	61,875
	MALAYSIA	32.75	3,068	140,729	3,153
	TURKEY	68,177.16	56,975	2,613,443	58,722
283324	Nickel sulphates	1,538,764.51	3,173,460	145,566,611	3,335,382
	DEMOCRATIC PEOPLE'S REP. OF KOREA	138,989.66	209,265	9,598,986	239,347
	JAPAN	276,559.95	396,581	18,191,170	418,092
	REPUBLIC OF KOREA	882,937.69	1,732,309	79,461,014	1,799,732
	SINGAPORE	1.87	298	13,669	310
	SWEDEN	157,377.61	498,765	22,878,351	532,973
	TAIWAN (REP. OF CHINA)	82,897.73	336,242	15,423,421	344,928
283325	Copper sulphates	1,669,491.22	3,256,707	149,385,148	3,389,836
	ANGOLA	49,629.25	69,205	3,174,433	71,157
	AUSTRALIA	10.01	232	10,642	247
	GERMANY	448.64	7,169	328,842	7,511
	HONG KONG, CHINA	53.79	118	5,413	135
	INDIA	514.04	13,233	606,998	14,830
	ISRAEL	17,672.88	32,362	1,484,445	34,971
	JAPAN	56,989.17	135,898	6,233,641	142,396
	MALAYSIA	49.14	767	35,182	788
	MEXICO	234,962.14	470,758	21,593,669	490,807
	PEOPLE'S REPUBLIC OF CHINA	284,043.99	511,389	23,457,413	528,036
	SINGAPORE	14,111.06	174,059	7,984,086	179,992
	SPAIN	72.12	252	11,559	288
	TAIWAN (REP. OF CHINA)	961,673.93	1,774,622	81,401,911	1,850,150
	UNITED STATES OF AMERICA	49,261.06	66,643	3,056,914	68,528
283326	Zinc sulphates	3,230,308.67	1,436,254	65,880,972	1,531,956
	CZECH REPUBLIC (CZECHOSLOVAKIA)	2,115.19	6,620	303,659	6,863
	GERMANY	10,187.48	74,907	3,435,984	78,382
	HONG KONG, CHINA	27.20	32	1,468	38
	INDIA	1,897.11	13,450	616,952	14,029
	INDONESIA	27,100.51	8,702	399,161	9,058
	MALAYSIA	245,457.95	35,746	1,639,669	37,067
	PEOPLE'S REPUBLIC OF CHINA	2,300,944.43	1,096,619	50,301,914	1,176,706

TABLE 8 - Continued

PSCC CODE	COMMODITY AND COUNTRY OF ORIGIN	GROSS WEIGHT (GK)	FOB VALUE		CIF DOLLARS
			DOLLARS	PESOS	
	REPUBLIC OF KOREA	116,740.73	39,592	1,816,085	39,811
	SINGAPORE	143.09	254	11,651	296
	TAIWAN (REP. OF CHINA)	525,680.28	160,229	7,349,704	169,600
	THAILAND	14.70	103	4,725	106
283327	Barium sulphates	856,813.94	289,274	13,268,999	309,388
	GERMANY	8,592.57	11,716	537,413	13,498
	JAPAN	624.31	1,037	47,567	1,186
	PEOPLE'S REPUBLIC OF CHINA	846,072.71	268,272	12,305,637	282,004
	UNITED STATES OF AMERICA	1,524.35	8,249	378,382	12,700
283329	Other sulphates, n.e.s.	10,578,656.29	4,282,662	196,445,705	4,596,144
	GERMANY	75,473.98	233,445	10,708,122	240,701
	INDIA	30,379.64	85,207	3,908,445	92,703
	INDONESIA	147,561.25	48,035	2,203,365	50,199
	ITALY	318.95	721	33,072	794
	JAPAN	49,902.58	49,195	2,256,575	51,896
	MALAYSIA	1,160,074.67	173,587	7,962,436	187,925
	PEOPLE'S REPUBLIC OF CHINA	3,854,212.78	1,908,012	87,520,510	2,037,573
	REPUBLIC OF KOREA	5,162,617.65	1,712,482	78,551,549	1,852,408
	SINGAPORE	20.80	416	19,082	432
	SPAIN	70.90	181	8,302	194
	TAIWAN (REP. OF CHINA)	23,291.89	26,485	1,214,867	27,989
	THAILAND	60,961.10	22,186	1,017,672	24,722
	UK OF GREAT BRITAIN AND N. IRELAND	10.43	832	38,164	856
	UNITED STATES OF AMERICA	13,759.67	21,878	1,003,544	27,752
283330	Alums	3,879,759.46	688,776	31,594,156	761,670
	GERMANY	1.15	57	2,615	59
	INDIA	94.19	3,254	149,261	3,345
	JAPAN	284.28	1,845	84,630	1,901
	MEXICO	84,083.91	84,148	3,859,869	95,997
	PEOPLE'S REPUBLIC OF CHINA	3,795,288.99	599,102	27,480,809	659,986
	SINGAPORE	6.94	370	16,972	382
283340	Peroxisulphates (persulphates)	314,905.80	285,469	13,094,464	305,291
	GERMANY	9.23	870	39,907	901
	HONG KONG, CHINA	27,571.33	40,860	1,874,248	43,518
	JAPAN	7,278.58	12,487	572,779	13,159
	MALAYSIA	51,331.99	6,180	283,477	7,377
	PEOPLE'S REPUBLIC OF CHINA	191,635.83	156,025	7,156,867	168,622
	SINGAPORE	14,324.89	20,984	962,536	21,498
	SPAIN	55.07	141	6,468	151
	TAIWAN (REP. OF CHINA)	13,924.05	33,099	1,518,251	34,985
	UNITED STATES OF AMERICA	8,774.83	14,823	679,931	15,080
2834	Nitrites; nitrates.	3,871,610.60	3,084,334	141,478,401	3,377,308
283410	Nitrites	331,358.26	331,271	15,195,400	355,065
	GERMANY	3.32	362	16,605	398
	JAPAN	5.14	60	2,752	64
	MALAYSIA	21,466.32	22,312	1,023,451	24,655
	PEOPLE'S REPUBLIC OF CHINA	309,880.99	308,043	14,129,932	329,380
	UNITED STATES OF AMERICA	2.49	494	22,660	568
283421	Potassium nitrate	1,668,758.51	1,394,004	63,942,964	1,530,857
	BELGIUM	40,246.45	38,066	1,746,087	40,724
	CHILE	325,845.08	281,243	12,900,616	311,684
	FRANCE	9,017.09	27,593	1,265,691	27,769
	GERMANY	161.03	16,232	744,562	17,370
	ISRAEL	514,732.85	424,626	19,477,595	462,493
	JORDAN	20,506.83	16,519	757,727	17,611
	PEOPLE'S REPUBLIC OF CHINA	740,081.93	571,085	26,195,669	632,522
	THAILAND	17,694.98	15,637	717,269	16,789
	UNITED STATES OF AMERICA	472.27	3,003	137,748	3,895
283429	Other nitrates, n.e.s.	1,871,493.83	1,359,059	62,340,037	1,491,386

TABLE 8 - Continued

PSCC CODE	COMMODITY AND COUNTRY OF ORIGIN	GROSS WEIGHT (GK)	FOB VALUE		CIF DOLLARS
			DOLLARS	PESOS	
	GERMANY	27,355.65	24,453	1,121,660	24,914
	INDIA	29.39	615	28,210	617
	INDONESIA	782,646.66	234,794	10,770,001	268,888
	JAPAN	29.53	122	5,596	127
	MALAYSIA	10,256.26	11,393	522,597	11,859
	PEOPLE'S REPUBLIC OF CHINA	1,048,998.33	1,084,698	49,755,097	1,181,866
	REPUBLIC OF KOREA	463.40	1,118	51,283	1,196
	TAIWAN (REP. OF CHINA)	1,714.61	1,866	85,593	1,919
2835	Phosphinates (hypophosphites), phosphonates (phosphites) and phosphates; polyphosphates, whether or not chemically defined.	81,974,065.19	45,399,481	2,082,474,192	47,953,157
283510	Phosphinates (hypophosphites) and phosphonates (phosphites)	160,308.05	107,930	4,950,749	112,585
	GERMANY	1,216.67	33,797	1,550,268	34,443
	INDIA	24.98	812	37,246	814
	PEOPLE'S REPUBLIC OF CHINA	156,178.88	66,512	3,050,905	69,235
	SINGAPORE	670.54	2,486	114,033	2,587
	SWITZERLAND	503.77	1,841	84,447	2,859
	TAIWAN (REP. OF CHINA)	1,700.91	1,871	85,823	1,996
	UNITED STATES OF AMERICA	12.30	611	28,027	651
283522	Mono- or disodium phosphates	2,225,959.59	2,201,526	100,983,996	2,285,635
	AUSTRALIA	3,448.01	12,659	580,668	13,209
	CZECH REPUBLIC (CZECHOSLOVAKIA)	557.95	3,015	138,298	3,100
	GERMANY	12,281.40	48,254	2,213,411	49,901
	INDIA	19.84	3,000	137,610	3,099
	JAPAN	195.46	1,278	58,622	1,458
	PEOPLE'S REPUBLIC OF CHINA	1,225,044.18	1,259,232	57,760,972	1,299,168
	REPUBLIC OF KOREA	43.57	183	8,394	212
	SINGAPORE	870.27	8,890	407,784	8,968
	SPAIN	113.20	590	27,063	610
	SWITZERLAND	64.10	3,927	180,131	3,953
	TAIWAN (REP. OF CHINA)	101,602.47	72,829	3,340,666	86,484
	THAILAND	314,681.63	431,071	19,773,227	445,362
	UNITED STATES OF AMERICA	567,037.51	356,598	16,357,150	370,111
283523	Trisodium phosphates	359,023.11	370,654	17,001,900	384,400
	AUSTRALIA	1,996.22	6,288	288,431	6,589
	GERMANY	5,548.86	83,603	3,834,870	85,753
	INDIA	28.64	322	14,770	338
	JAPAN	61.72	453	20,779	477
	PEOPLE'S REPUBLIC OF CHINA	170,622.37	170,065	7,800,882	175,304
	SINGAPORE	5,005.87	21,613	991,388	22,207
	TAIWAN (REP. OF CHINA)	165,473.21	65,835	3,019,851	68,789
	THAILAND	10,274.53	22,096	1,013,544	24,540
	UNITED STATES OF AMERICA	11.69	379	17,385	403
283524	Potassium phosphates	919,953.73	1,500,373	68,822,109	1,555,280
	GERMANY	15,136.03	45,906	2,105,708	48,175
	JAPAN	449.17	2,502	114,767	2,809
	NETHERLANDS	12,478.02	34,080	1,563,250	37,076
	PEOPLE'S REPUBLIC OF CHINA	691,043.99	1,037,813	47,604,482	1,078,083
	REPUBLIC OF KOREA	1,171.06	3,846	176,416	4,694
	SINGAPORE	2.54	415	19,036	430
	SPAIN	22.55	81	3,715	81
	THAILAND	199,457.86	371,352	17,033,916	379,360
	UNITED STATES OF AMERICA	192.51	4,378	200,819	4,572
283525	Calcium hydrogenorthophosphate ("dicalcium phosphate")	45,282,184.35	19,956,699	915,413,783	21,197,586
	ALGERIA	261,044.88	150,582	6,907,196	150,582
	FRANCE	646,358.54	391,119	17,940,629	401,254
	GERMANY	39,783.77	81,352	3,731,616	84,532
	HONG KONG, CHINA	6,081.07	10,090	462,828	10,196
	JAPAN	6,299.70	216,703	9,940,167	221,580
	MALAYSIA	450,814.81	239,933	11,005,727	240,166
	MOROCCO	1,200,981.16	566,997	26,008,152	651,046
	PEOPLE'S REPUBLIC OF CHINA	42,038,013.56	17,926,631	822,294,564	19,014,900
	REPUBLIC OF KOREA	390.11	2,949	135,271	3,598

TABLE 8 - Continued

PSCC CODE	COMMODITY AND COUNTRY OF ORIGIN	GROSS WEIGHT (GK)	FOB VALUE		CIF DOLLARS
			DOLLARS	PESOS	
	SINGAPORE	627.90	1,538	70,548	1,632
	TUNISIA	435,468.62	271,604	12,458,475	306,777
	UNITED STATES OF AMERICA	196,320.23	97,201	4,458,610	111,323
283526	Other phosphates of calcium	22,338,332.07	11,799,346	541,236,001	12,554,089
	BULGARIA	245,157.31	127,303	5,839,389	144,728
	FINLAND	2,607,382.85	1,455,129	66,746,767	1,554,543
	GERMANY	19,120.27	50,007	2,293,821	51,350
	MALAYSIA	645,732.51	354,337	16,253,438	370,849
	MEXICO	70,855.24	41,551	1,905,944	42,510
	MOROCCO	1,174,409.12	582,611	26,724,367	668,081
	NETHERLANDS	9,502.87	19,115	876,805	20,458
	PEOPLE'S REPUBLIC OF CHINA	12,589,189.14	6,009,190	275,641,545	6,282,023
	SINGAPORE	252.27	1,278	58,622	1,365
	SWEDEN	2,784,743.10	1,576,228	72,301,578	1,718,633
	THAILAND	62.70	208	9,541	216
	TUNISIA	358,395.06	209,294	9,600,316	235,528
	UNITED STATES OF AMERICA	1,833,529.63	1,373,095	62,983,868	1,463,805
283529	Other phosphates, n.e.s.	145,716.19	225,882	10,361,207	238,952
	AUSTRALIA	5,712.87	22,302	1,022,993	23,162
	FRANCE	462.48	1,264	57,980	1,370
	GERMANY	32,023.12	132,853	6,093,967	138,464
	INDIA	3.48	174	7,981	180
	JAPAN	2.57	60	2,752	63
	PEOPLE'S REPUBLIC OF CHINA	60,638.15	41,531	1,905,027	45,631
	SINGAPORE	189.99	1,189	54,539	1,194
	TAIWAN (REP. OF CHINA)	43,154.24	16,961	778,001	19,085
	THAILAND	880.00	2,040	93,575	2,055
	UNITED STATES OF AMERICA	2,649.29	7,508	344,392	7,748
283531	Sodium triphosphate (sodium tripolyphosphate)	4,970,301.51	4,950,750	227,090,903	5,117,638
	AUSTRALIA	9,528.28	9,057	415,445	9,484
	BELGIUM	136,249.12	166,024	7,615,521	179,838
	GERMANY	44.93	302	13,853	322
	HONG KONG, CHINA	21,797.11	34,697	1,591,551	35,795
	INDIA	898.28	1,913	87,749	2,080
	INDONESIA	177,981.76	186,677	8,562,874	186,917
	JAPAN	16,299.99	92,910	4,261,782	95,478
	PEOPLE'S REPUBLIC OF CHINA	1,349,339.31	1,111,496	50,984,322	1,145,679
	RUSSIAN FEDERATION	148,894.28	138,544	6,355,013	141,049
	TAIWAN (REP. OF CHINA)	15,429.02	13,604	624,015	15,561
	THAILAND	3,090,349.84	3,190,407	146,343,969	3,300,107
	UNITED STATES OF AMERICA	3,489.59	5,119	234,809	5,328
283539	Other polyphosphates	5,572,286.59	4,286,321	196,613,544	4,506,992
	AUSTRALIA	91,641.27	188,882	8,664,017	198,924
	BELGIUM	13,733.02	111,184	5,100,010	113,147
	CZECH REPUBLIC (CZECHOSLOVAKIA)	34,508.72	60,290	2,765,503	64,369
	FRANCE	2,078.50	16,620	762,359	17,039
	GERMANY	97,726.67	399,504	18,325,248	447,796
	HONG KONG, CHINA	256.42	1,272	58,347	1,324
	INDIA	71.57	910	41,742	933
	JAPAN	508.04	3,726	170,912	4,830
	NETHERLANDS	55,944.49	102,459	4,699,794	107,639
	PEOPLE'S REPUBLIC OF CHINA	4,487,109.95	1,980,751	90,857,048	2,063,805
	SINGAPORE	24,491.37	84,050	3,855,374	85,773
	TAIWAN (REP. OF CHINA)	6,848.13	7,620	349,529	7,990
	THAILAND	690,294.26	1,093,728	50,169,303	1,125,272
	UK OF GREAT BRITAIN AND N. IRELAND	20,781.11	60,315	2,766,649	82,463
	UNITED STATES OF AMERICA	41,282.34	104,042	4,772,407	110,008
	URUGUAY	5,010.73	70,968	3,255,302	75,680
2836	Carbonates; peroxocarbonates (percarbonates); commercial ammonium carbonate containing ammonium carbamate.	168,192,496.43	32,734,959	1,501,552,568	35,404,054
283610	Commercial ammonium carbonate and other ammonium carbonates	61,874,308.55	10,236,860	469,564,768	10,406,286
	AUSTRALIA	3,884.45	4,081	187,195	4,248

TABLE 8 - Continued

PSCC CODE	COMMODITY AND COUNTRY OF ORIGIN	GROSS WEIGHT (GK)	FOB VALUE		CIF DOLLARS
			DOLLARS	PESOS	
	BELGIUM	73,693.78	16,231	744,516	16,344
	BULGARIA	77,933.22	16,676	764,928	17,359
	GERMANY	362,845.21	198,886	9,122,901	201,295
	INDIA	11,686.13	10,993	504,249	11,314
	ITALY	159.86	925	42,430	989
	JAPAN	118,775.92	100,144	4,593,605	105,623
	KENYA	192,069.96	41,294	1,894,156	42,459
	NETHERLANDS	38,085.46	18,640	855,017	19,285
	PEOPLE'S REPUBLIC OF CHINA	38,937,489.36	5,071,968	232,651,172	5,156,128
	REPUBLIC OF KOREA	263,706.33	151,860	6,965,818	158,319
	SINGAPORE	87.26	4,580	210,085	4,709
	TAIWAN (REP. OF CHINA)	4,670.87	1,507	69,126	1,610
	UNITED STATES OF AMERICA	21,660,729.79	4,543,520	208,411,262	4,609,066
	VIETNAM	128,490.95	55,555	2,548,308	57,538
283620	Disodium carbonate	53,157,183.92	8,072,148	370,269,430	9,366,133
	AUSTRALIA	3,956.79	4,157	190,682	4,654
	BELGIUM	87,219.37	19,210	881,163	24,156
	BULGARIA	83,533.66	15,415	707,086	16,469
	GERMANY	2,803.44	16,599	761,396	17,830
	JAPAN	8,264.55	20,284	930,427	20,982
	KENYA	446,990.78	96,103	4,408,245	98,814
	MALAYSIA	5,017.62	1,891	86,740	2,145
	PEOPLE'S REPUBLIC OF CHINA	40,525,573.32	5,346,795	245,257,487	6,032,966
	THAILAND	21.67	55	2,523	59
	UNITED STATES OF AMERICA	11,812,080.15	2,467,190	113,170,005	3,056,592
	VIETNAM	181,722.57	84,449	3,873,676	91,466
283630	Sodium hydrogencarbonate (sodium bicarbonate)	12,557,544.37	3,665,886	168,154,190	3,970,400
	AUSTRALIA	250,357.41	116,775	5,356,469	117,095
	BELGIUM	921.60	288	13,211	5,167
	FRANCE	53,869.82	186,660	8,562,094	212,960
	GERMANY	29,199.11	106,445	4,882,632	111,570
	HONG KONG, CHINA	120,208.36	28,469	1,305,873	29,272
	INDIA	15.87	370	16,972	381
	INDONESIA	195,253.83	84,078	3,856,658	86,599
	JAPAN	127,558.43	157,335	7,216,956	167,694
	PEOPLE'S REPUBLIC OF CHINA	9,159,911.37	2,009,370	92,169,802	2,147,969
	SINGAPORE	2,318.54	2,521	115,638	10,659
	SPAIN	342,680.68	121,342	5,565,958	126,254
	TAIWAN (REP. OF CHINA)	43,946.11	9,414	431,820	11,029
	THAILAND	570,320.24	197,858	9,075,746	204,215
	UNITED STATES OF AMERICA	1,660,983.00	644,961	29,584,361	739,536
283640	Potassium carbonates	181,751.96	211,997	9,724,302	219,439
	GERMANY	17,713.35	50,362	2,310,105	51,855
	ITALY	1,557.48	3,181	145,912	3,471
	PEOPLE'S REPUBLIC OF CHINA	27.20	143	6,559	154
	REPUBLIC OF KOREA	44,612.52	34,548	1,584,717	36,680
	SINGAPORE	83.50	1,403	64,356	1,589
	TAIWAN (REP. OF CHINA)	117,719.45	121,223	5,560,499	124,386
	UNITED STATES OF AMERICA	38.46	1,137	52,154	1,304
283650	Calcium carbonate	37,119,862.42	7,713,141	353,801,776	8,426,608
	AUSTRALIA	80,065.83	29,795	1,366,697	32,216
	AUSTRIA	244,444.76	98,809	4,532,368	109,166
	COLOMBIA	22,569.52	2,491	114,262	3,881
	FRANCE	60,505.08	22,660	1,039,414	24,722
	GERMANY	255,645.93	322,663	14,800,552	356,787
	INDIA	259,074.05	170,589	7,824,917	182,044
	INDONESIA	2,304,569.01	549,885	25,223,225	599,020
	ITALY	5,234.56	4,308	197,608	4,596
	JAPAN	1,209,297.57	626,667	28,745,215	673,050
	JORDAN	34,917.79	5,188	237,974	5,331
	MALAYSIA	1,769,714.44	381,135	17,482,662	415,852
	PAKISTAN, ISLAMIC REP. OF	16,904.97	3,371	154,628	3,601
	PEOPLE'S REPUBLIC OF CHINA	20,498,880.83	2,923,926	134,120,486	3,252,101
	REPUBLIC OF KOREA	18,372.14	13,041	598,191	15,513
	SINGAPORE	13,281.88	2,476	113,574	2,854
	SPAIN	63,808.59	9,643	442,324	11,284

TABLE 8 - Continued

PSCC CODE	COMMODITY AND COUNTRY OF ORIGIN	GROSS WEIGHT (GK)	FOB VALUE		CIF DOLLARS
			DOLLARS	PESOS	
	SWITZERLAND	74,431.54	21,676	994,278	23,808
	TAIWAN (REP. OF CHINA)	5,302,524.70	1,100,791	50,493,283	1,174,715
	THAILAND	1,010,082.67	509,259	23,359,710	530,886
	UNITED STATES OF AMERICA	119,463.45	93,663	4,296,322	119,465
	VIETNAM	3,756,073.11	821,105	37,664,086	885,716
283660	Barium carbonate	330,618.26	1,083,983	49,722,300	1,133,499
	GERMANY	0.90	28	1,284	33
	JAPAN	26,315.21	214,438	9,836,271	220,504
	PEOPLE'S REPUBLIC OF CHINA	212,729.21	290,540	13,327,070	302,293
	REPUBLIC OF KOREA	69,793.76	564,383	25,888,248	595,347
	TAIWAN (REP. OF CHINA)	21,779.18	14,594	669,427	15,322
283691	Lithium carbonates	17,082.57	23,261	1,066,983	24,549
	GERMANY	1.79	42	1,927	50
	INDONESIA	90.44	1,197	54,906	1,231
	JAPAN	15,467.36	12,876	590,622	13,860
	SINGAPORE	572.75	5,956	273,202	6,128
	TAIWAN (REP. OF CHINA)	865.19	1,149	52,705	1,182
	THAILAND	85.04	2,041	93,621	2,098
283699	Other carbonates, n.e.s., peroxocarbonates (percarbonates)	2,954,144.38	1,727,683	79,248,819	1,857,140
	GERMANY	208,045.79	123,356	5,658,339	133,982
	GREECE	18,982.90	10,694	490,534	10,749
	JAPAN	426,607.97	418,909	19,215,356	453,544
	KUWAIT	8,974.16	20,491	939,922	23,986
	PEOPLE'S REPUBLIC OF CHINA	1,616,258.60	399,871	18,342,083	429,632
	REPUBLIC OF KOREA	68,996.22	39,674	1,819,846	41,357
	SPAIN	490,043.75	674,599	30,943,856	717,978
	TAIWAN (REP. OF CHINA)	101,746.34	31,547	1,447,061	35,914
	THAILAND	87.25	240	11,009	264
	UNITED STATES OF AMERICA	14,401.40	8,302	380,813	9,734
2837	Cyanides, cyanide oxides and complex cyanides.	9,145,729.99	15,565,217	713,976,505	16,926,039
283711	Sodium cyanides and cyanide oxides	8,817,434.96	14,177,965	650,343,254	15,458,101
	GERMANY	71,348.22	86,703	3,977,067	96,955
	JAPAN	915,413.50	1,580,983	72,519,690	1,650,831
	PEOPLE'S REPUBLIC OF CHINA	2,379,944.33	3,632,001	166,599,886	3,960,148
	REPUBLIC OF KOREA	5,434,307.26	8,870,551	406,892,174	9,742,401
	TAIWAN (REP. OF CHINA)	16,421.65	7,727	354,437	7,766
283719	Other cyanides and cyanide oxides	147,008.59	1,061,143	48,674,631	1,119,633
	GERMANY	0.19	73	3,349	80
	HONG KONG, CHINA	731.88	210,124	9,638,388	221,743
	JAPAN	28,835.63	695,498	31,902,493	734,119
	MALAYSIA	8.70	7,848	359,988	8,435
	PEOPLE'S REPUBLIC OF CHINA	14,032.88	85,473	3,920,647	87,897
	REPUBLIC OF KOREA	3,590.17	49,683	2,278,960	52,399
	TAIWAN (REP. OF CHINA)	99,809.14	12,444	570,806	14,960
283720	Complex cyanides	181,286.44	326,109	14,958,620	348,305
	GERMANY	1.67	107	4,908	118
	INDIA	15.21	218	10,000	227
	JAPAN	181,269.56	325,784	14,943,712	347,960
2838	Fulminates, cyanates and thiocyanates.	48,468.59	136,442	6,258,594	143,833
283800	Fulminates, cyanates and thiocyanates	48,468.59	136,442	6,258,594	143,833
	COLOMBIA	31,023.42	15,091	692,224	16,123
	GERMANY	0.84	37	1,697	40
	HONG KONG, CHINA	958.65	13,810	633,465	14,754
	JAPAN	16,471.52	105,389	4,834,193	110,657
	MALAYSIA	14.16	2,115	97,015	2,259
2839	Silicates; commercial alkali metal silicates.	15,469,530.68	5,333,569	244,650,809	5,755,548

TABLE 8 - Continued

PSC CODE	COMMODITY AND COUNTRY OF ORIGIN	GROSS WEIGHT (GK)	FOB VALUE		CIF
			DOLLARS	PESOS	DOLLARS
283911	Sodium metasilicates	304,576.31	80,326	3,684,553	87,669
	JAPAN	25.78	32	1,468	39
	NETHERLANDS	33,754.77	10,075	462,140	11,091
	PEOPLE'S REPUBLIC OF CHINA	258,849.76	61,861	2,837,564	66,854
	SINGAPORE	0.79	267	12,247	276
	UNITED STATES OF AMERICA	11,945.21	8,091	371,134	9,409
283919	Sodium silicates, other than sodium metasilicates	13,767,177.79	3,526,327	161,752,619	3,828,948
	AUSTRALIA	7,707.36	92,593	4,247,241	95,222
	CANADA	0.85	68	3,119	80
	CYPRUS	17,112.68	6,219	285,266	7,167
	GERMANY	3.33	25	1,147	30
	INDIA	22,522.77	5,952	273,018	5,969
	INDONESIA	8,385,251.35	2,012,919	92,332,594	2,154,077
	ISRAEL	355.56	256	11,743	263
	JAPAN	74,056.08	22,631	1,038,084	27,058
	MALAYSIA	5,348.59	3,836	175,957	3,989
	PEOPLE'S REPUBLIC OF CHINA	5,013,524.91	1,191,906	54,672,729	1,334,407
	REPUBLIC OF KOREA	182.53	151	6,926	205
	SINGAPORE	190,158.61	90,757	4,163,023	92,865
	SPAIN	11,618.28	43,083	1,976,217	43,122
	TAIWAN (REP. OF CHINA)	25,500.75	29,746	1,364,449	31,421
	UNITED STATES OF AMERICA	13,834.14	26,185	1,201,106	33,073
283920	Potassium silicates	613,527.25	643,399	29,512,712	683,234
	BELGIUM	87,436.35	117,230	5,377,340	126,199
	GERMANY	221,438.13	155,361	7,126,409	165,328
	INDIA	18,804.76	12,861	589,934	13,874
	INDONESIA	56,647.15	28,324	1,299,222	30,294
	ITALY	212.10	356	16,330	388
	JAPAN	1,686.24	659	30,228	704
	NETHERLANDS	7,678.85	18,829	863,686	20,117
	PEOPLE'S REPUBLIC OF CHINA	72,168.80	127,361	5,842,049	135,489
	POLAND	94,926.62	70,026	3,212,093	71,326
	SINGAPORE	553.06	5,997	275,082	6,407
	TAIWAN (REP. OF CHINA)	22,882.14	31,262	1,433,988	33,294
	THAILAND	13,229.46	26,749	1,226,977	27,845
	UKRAINE (UKRAINIAN S.S.R.)	1,772.88	1,564	71,741	1,750
	UNITED STATES OF AMERICA	14,090.71	46,820	2,147,633	50,219
283990	Other silicate; commercial alkali metal silicates	784,249.33	1,083,517	49,700,925	1,155,697
	FRANCE	265.27	1,409	64,631	1,411
	GERMANY	92,795.31	49,226	2,257,997	53,763
	INDIA	37,068.00	24,395	1,118,999	25,291
	ITALY	19.05	32	1,468	34
	JAPAN	3,101.56	1,230	56,420	1,374
	MALAYSIA	18,073.93	23,117	1,060,377	25,165
	NETHERLANDS	31,275.42	83,025	3,808,357	84,333
	PEOPLE'S REPUBLIC OF CHINA	501,009.34	648,836	29,762,107	681,444
	SINGAPORE	737.45	1,721	78,942	1,771
	SWITZERLAND	18,746.78	9,989	458,195	11,319
	TAIWAN (REP. OF CHINA)	24,132.14	39,515	1,812,553	41,120
	THAILAND	13,474.90	27,245	1,249,728	29,433
	UNITED STATES OF AMERICA	43,550.18	173,777	7,971,151	199,239
2840	Borates; peroxoborates (perborates).	1,722,721.86	948,257	43,496,548	1,053,769
284011	Anhydrous disodium tetraborate (refined borax)	575,287.17	222,632	10,212,129	227,041
	MALAYSIA	39,675.13	19,997	917,262	20,029
	UNITED STATES OF AMERICA	535,612.04	202,635	9,294,867	207,012
284019	Other disodium tetraborate	831,874.97	429,868	19,718,044	490,245
	GERMANY	3.59	129	5,917	146
	INDONESIA	5,554.53	43,376	1,989,657	43,595
	JAPAN	2,783.94	8,118	372,373	9,048
	MALAYSIA	201,809.00	146,658	6,727,202	167,720
	SINGAPORE	1,757.81	1,361	62,429	1,921
	TAIWAN (REP. OF CHINA)	708.39	548	25,137	660

TABLE 8 - Continued

PSCC CODE	COMMODITY AND COUNTRY OF ORIGIN	GROSS WEIGHT (GK)	FOB VALUE		CIF
			DOLLARS	PESOS	DOLLARS
	THAILAND	185.38	913	41,879	1,015
	TURKEY	70,374.83	29,759	1,365,045	33,928
	UNITED STATES OF AMERICA	548,697.50	199,006	9,128,405	232,212
284020	Other borates	243,968.44	244,001	11,192,327	274,123
	AUSTRALIA	131.99	7,645	350,676	7,859
	CANADA	159.91	11,173	512,506	11,368
	INDIA	253.63	454	20,825	471
	MALAYSIA	118,956.82	65,673	3,012,421	74,320
	PEOPLE'S REPUBLIC OF CHINA	3,339.12	6,546	300,265	7,779
	SINGAPORE	3,507.46	9,655	442,875	9,816
	UNITED STATES OF AMERICA	117,619.51	142,855	6,552,759	162,510
284030	Peroxo-borates (perborates)	71,591.28	51,756	2,374,048	62,360
	AUSTRIA	68,194.30	46,850	2,149,010	56,881
	PEOPLE'S REPUBLIC OF CHINA	3,396.98	4,906	225,038	5,479
2841	Salts of oxometallic or peroxometallic acids.	778,428.75	5,809,660	266,489,103	6,108,265
284110	Aluminates	166,850.71	3,283,617	150,619,511	3,393,480
	GERMANY	8.16	504	23,118	524
	INDIA	52.28	522	23,944	529
	JAPAN	1,449.41	5,863	268,936	6,717
	PEOPLE'S REPUBLIC OF CHINA	8,202.65	8,164	374,483	8,193
	REPUBLIC OF KOREA	94,427.61	3,209,335	147,212,196	3,313,605
	TAIWAN (REP. OF CHINA)	58,437.71	45,408	2,082,865	49,454
	THAILAND	128.17	7,405	339,667	7,779
	UNITED STATES OF AMERICA	4,144.72	6,416	294,302	6,679
284120	Chromates of zinc or of lead	377.40	21,267	975,517	22,716
	GERMANY	28.43	287	13,165	321
	JAPAN	335.91	20,468	938,867	21,863
	UNITED STATES OF AMERICA	13.06	512	23,485	532
284130	Sodium dichromate	225,270.96	338,216	15,513,968	353,594
	GERMANY	3.53	68	3,119	71
	SOUTH AFRICA, REP. OF	19,032.62	35,856	1,644,715	36,868
	TURKEY	206,234.81	302,292	13,866,134	316,655
284150	Other chromates and dichromates; peroxochromates	74,613.23	127,044	5,827,508	144,050
	FRANCE	1,944.45	3,864	177,242	3,970
	GERMANY	10.01	512	23,485	534
	JAPAN	519.00	10,197	467,736	11,681
	PEOPLE'S REPUBLIC OF CHINA	52,739.91	100,792	4,623,329	116,000
	RUSSIAN FEDERATION	19,370.57	10,318	473,287	10,428
	SINGAPORE	2.97	398	18,256	409
	UNITED STATES OF AMERICA	26.32	963	44,173	1,028
284161	Potassium permanganate	156,923.40	702,455	32,221,611	747,221
	AUSTRALIA	274.79	370	16,972	395
	GERMANY	214.97	1,105	50,686	1,147
	JAPAN	5,024.21	36,173	1,659,256	37,273
	PEOPLE'S REPUBLIC OF CHINA	97,442.30	213,900	9,811,593	217,811
	SPAIN	53,861.90	449,255	20,607,327	488,835
	UNITED STATES OF AMERICA	105.23	1,652	75,777	1,760
284169	Other manganites, manganates and permanganates	32,656.43	549,430	25,202,354	579,607
	JAPAN	46.61	288	13,211	308
	REPUBLIC OF KOREA	32,608.24	548,974	25,181,437	579,101
	UNITED STATES OF AMERICA	1.58	168	7,706	198
284170	Molybdates	18,170.80	194,848	8,937,678	201,171
	GERMANY	782.52	4,675	214,442	4,992
	PEOPLE'S REPUBLIC OF CHINA	13,264.01	136,832	6,276,484	140,573
	SINGAPORE	2.50	293	13,440	313

TABLE 8 - Continued

PSCC CODE	COMMODITY AND COUNTRY OF ORIGIN	GROSS WEIGHT (GK)	FOB VALUE		CIF
			DOLLARS	PESOS	DOLLARS
	UNITED STATES OF AMERICA	4,121.77	53,048	2,433,312	55,293
284180	Tungstates (wolframates)	232.42	8,688	398,519	9,029
	JAPAN	232.42	8,688	398,519	9,029
284190	Other salts of oxometallic or peroxometallic acids	103,333.40	584,095	26,792,437	657,397
	REPUBLIC OF KOREA	49,029.36	548,797	25,173,318	619,968
	TAIWAN (REP. OF CHINA)	54,301.59	35,268	1,617,743	37,361
	UNITED STATES OF AMERICA	2.45	30	1,376	68
2842	Other salts of inorganic acids or peroxyacids (including aluminosilicates whether or not chemically defined), other than azides.	5,745,054.39	3,619,469	166,025,045	3,879,028
284210	Double or complex silicates	4,949,778.90	2,228,381	102,215,837	2,390,189
	BELGIUM	35,369.63	103,661	4,754,930	107,000
	BRAZIL	120,929.87	53,012	2,431,660	58,628
	GERMANY	138,617.60	220,303	10,105,299	241,058
	INDIA	116,263.83	93,613	4,294,028	107,213
	JAPAN	3,417.43	10,789	494,891	10,806
	PEOPLE'S REPUBLIC OF CHINA	2,789,989.34	654,035	30,000,585	714,584
	REPUBLIC OF KOREA	35,152.95	47,336	2,171,302	47,870
	SINGAPORE	333,917.73	215,665	9,892,554	232,127
	SWITZERLAND	38,199.56	19,956	915,382	20,270
	TAIWAN (REP. OF CHINA)	124,347.30	62,038	2,845,684	64,624
	THAILAND	189,210.05	182,647	8,378,018	190,578
	UNITED STATES OF AMERICA	1,024,363.61	565,326	25,931,504	595,431
284290	Other salts of inorganic acids or peroxyacids, excluding azides	795,275.49	1,391,088	63,809,208	1,488,839
	BRAZIL	17,233.81	28,842	1,322,983	28,886
	COLOMBIA	54,597.56	27,600	1,266,012	28,457
	GERMANY	63,503.30	145,535	6,675,690	160,531
	HONG KONG, CHINA	17,672.81	214,165	9,823,749	220,344
	INDIA	48,359.51	86,429	3,964,498	88,244
	JAPAN	81,353.51	201,543	9,244,778	224,280
	MALAYSIA	7.13	290	13,302	343
	PEOPLE'S REPUBLIC OF CHINA	88,963.66	314,631	14,432,124	322,723
	REPUBLIC OF KOREA	19,925.23	59,803	2,743,164	67,376
	SINGAPORE	5,228.78	29,545	1,355,229	30,366
	SWITZERLAND	73,974.29	46,857	2,149,331	52,409
	TAIWAN (REP. OF CHINA)	2,089.73	9,155	419,940	9,408
	THAILAND	220,148.78	110,860	5,085,148	123,051
	UNITED STATES OF AMERICA	102,217.39	115,833	5,313,260	132,421
2843	Colloidal precious metals; inorganic or organic compounds of precious metals, whether or not chemically defined; amalgams of precious metals.	32,473.13	10,706,637	491,113,439	11,148,399
284310	Colloidal precious metals	13.32	1,570	72,016	1,678
	GERMANY	10.82	1,298	59,539	1,387
	SINGAPORE	2.50	272	12,477	291
284321	Silver nitrate	682.16	119,114	5,463,759	126,361
	GERMANY	481.73	64,863	2,975,266	69,815
	JAPAN	52.42	4,851	222,515	5,549
	UNITED STATES OF AMERICA	148.01	49,400	2,265,978	50,997
284329	Other silver compounds	9,937.11	1,006,605	46,172,970	1,127,242
	GERMANY	91.48	3,474	159,352	3,658
	HONG KONG, CHINA	232.78	69,961	3,209,111	69,961
	INDIA	27.94	586	26,880	588
	JAPAN	8,379.92	834,812	38,292,826	946,045
	NETHERLANDS	7.16	221	10,137	266
	SINGAPORE	56.67	6,382	292,742	7,432
	TAIWAN (REP. OF CHINA)	891.67	435	19,953	465
	UNITED STATES OF AMERICA	249.49	90,734	4,161,969	98,827

TABLE 8 - Continued

PSCC CODE	COMMODITY AND COUNTRY OF ORIGIN	GROSS WEIGHT (GK)	FOB VALUE		CIF
			DOLLARS	PESOS	DOLLARS
284330	Gold compounds	2,989.91	9,286,709	425,981,342	9,584,159
	HONG KONG, CHINA	17.07	95,964	4,401,869	96,921
	JAPAN	2,693.60	8,866,613	406,711,538	9,135,835
	NEW ZEALAND	223.58	9,074	416,224	10,261
	REPUBLIC OF KOREA	39.73	112,746	5,171,659	121,828
	SINGAPORE	5.12	924	42,384	979
	TAIWAN (REP. OF CHINA)	10.81	201,388	9,237,668	218,335
284390	Other compounds; amalgams of precious metals	18,850.63	292,639	13,423,352	308,959
	GERMANY	46.89	553	25,366	595
	HONG KONG, CHINA	139.25	21,888	1,004,003	23,105
	ITALY	11.31	1,772	81,282	1,965
	JAPAN	258.11	81,476	3,737,304	86,315
	SINGAPORE	5,362.28	177,764	8,154,035	187,164
	UNITED STATES OF AMERICA	13,032.79	9,186	421,362	9,815
2844	Radioactive chemical elements and radioactive isotopes (including the fissile or fertile chemical elements and isotopes) and their compounds; mixtures and residues containing these products.	4,794.52	416,832	19,120,085	476,553
284410	Natural uranium and its compounds; alloys, dispersions (including cerments), ceramic products and mixtures containing natural uranium or natural uranium compounds	30.21	4,054	185,957	4,186
	GERMANY	18.63	3,578	164,123	3,679
	HONG KONG, CHINA	1.33	216	9,908	234
	REPUBLIC OF KOREA	10.25	260	11,926	273
284430	Uranium depleted in U 235 and its compounds; thorium and its compounds; alloys, dispersions (including cerments), ceramic products and mixtures containing uranium depleted in U 235, thorium or compounds of these products	13.18	336	15,412	436
	UNITED STATES OF AMERICA	13.18	336	15,412	436
284440	Radioactive elements and isotopes and compounds other than those of subheading No. 2844.10, 2844.20 or 2844.30; alloys, dispersions (including cerments), ceramic products and radioactive residues	4,751.13	412,442	18,918,716	471,931
	AUSTRALIA	568.85	97,630	4,478,288	108,646
	BELGIUM	143.28	16,010	734,379	17,083
	CANADA	1,719.22	65,615	3,009,760	85,014
	GERMANY	106.60	4,346	199,351	4,450
	HONG KONG, CHINA	16.92	3,401	156,004	3,495
	JAPAN	98.27	4,346	199,351	4,802
	NETHERLANDS	102.66	27,764	1,273,535	30,230
	REPUBLIC OF KOREA	19.13	8,318	381,547	8,870
	UNITED STATES OF AMERICA	1,976.20	185,012	8,486,501	209,341
2845	Isotopes other than those of heading 28.44; compounds, inorganic or organic, of such isotopes, whether or not chemically defined.	222,807.95	239,396	10,981,095	249,384
284510	Heavy water (deuterium oxide)	3.32	296	13,578	330
	GERMANY	1.68	62	2,844	67
	UNITED STATES OF AMERICA	1.64	234	10,734	263
284590	Other isotopes other than those of heading No. 28.44; compounds, inorganic or organic, of such isotopes, whether or not chemically defined	222,804.63	239,100	10,967,517	249,054
	GERMANY	64.14	1,873	85,915	1,968
	JAPAN	69,538.99	123,097	5,646,459	128,080
	PEOPLE'S REPUBLIC OF CHINA	153,174.87	108,653	4,983,913	113,394
	UNITED STATES OF AMERICA	26.63	5,477	251,230	5,612
2846	Compounds, inorganic or organic, of rare-earth metals, of yttrium or of scandium or of mixtures of these metals.	2,025.94	21,440	983,454	22,863

TABLE 8 - Continued

PSCC CODE	COMMODITY AND COUNTRY OF ORIGIN	GROSS WEIGHT (GK)	FOB VALUE		CIF DOLLARS
			DOLLARS	PESOS	
284610	Cerium compounds	48.20	1,745	80,043	1,839
	GERMANY	22.19	978	44,861	996
	MALAYSIA	15.71	55	2,523	57
	SINGAPORE	4.39	590	27,063	659
	UNITED STATES OF AMERICA	5.91	122	5,596	127
284690	Other compounds, inorganic or organic, of rare-earth metals, of yttrium or of scandium or of mixtures of these metals	1,977.74	19,695	903,411	21,024
	GERMANY	21.79	1,077	49,402	1,281
	JAPAN	918.29	11,118	509,983	11,867
	REPUBLIC OF KOREA	18.69	526	24,128	542
	SINGAPORE	0.83	240	11,009	257
	SPAIN	52.70	187	8,578	199
	UK OF GREAT BRITAIN AND N. IRELAND	8.45	716	32,843	718
	UNITED STATES OF AMERICA	956.99	5,831	267,468	6,160
2847	Hydrogen peroxide, whether or not solidified with urea.	12,598,431.36	5,643,051	258,846,751	6,147,903
284700	Hydrogen peroxide, whether or not solidified with urea	12,598,431.36	5,643,051	258,846,751	6,147,903
	AUSTRALIA	1,144,967.77	530,530	24,335,411	605,030
	BELGIUM	1,170.97	22,390	1,027,030	24,778
	DENMARK	2.94	495	22,706	511
	FRANCE	27.82	924	42,384	1,198
	GERMANY	1,379.79	16,604	761,625	17,320
	INDONESIA	107,505.14	36,099	1,655,861	39,782
	NETHERLANDS	19,551.52	55,096	2,527,254	59,386
	PEOPLE'S REPUBLIC OF CHINA	117,713.47	54,156	2,484,136	55,985
	REPUBLIC OF KOREA	9,441,536.93	3,782,027	173,481,578	4,115,568
	SINGAPORE	2.14	202	9,266	216
	SPAIN	1,224.27	4,449	204,076	4,754
	TAIWAN (REP. OF CHINA)	516,574.83	286,006	13,119,095	302,206
	THAILAND	1,244,867.38	842,666	38,653,090	902,736
	UNITED STATES OF AMERICA	1,906.39	11,407	523,239	18,433
2848	Phosphides, whether or not chemically defined, excluding ferrophosphorus.	3,416.64	10,870	498,607	11,315
284800	Phosphides, whether or not chemically defined, excluding ferrophosphorus	3,416.64	10,870	498,607	11,315
	SINGAPORE	3,416.64	10,870	498,607	11,315
2849	Carbides, whether or not chemically defined.	10,138,995.22	4,030,128	184,861,971	4,277,624
284910	Calcium carbides, whether or not chemically defined	9,483,124.68	3,214,194	147,435,079	3,424,222
	MALAYSIA	339,874.88	207,086	9,499,035	224,371
	NETHERLANDS	12.90	22	1,009	201
	PEOPLE'S REPUBLIC OF CHINA	8,873,107.91	2,817,833	129,254,000	2,997,449
	SOUTH AFRICA, REP. OF	270,128.99	189,253	8,681,035	202,201
284920	Silicon carbides, whether or not chemically defined	330,711.68	380,832	17,468,763	398,213
	AUSTRALIA	56.58	3,759	172,425	4,250
	GERMANY	13.57	233	10,688	240
	HONG KONG, CHINA	13.37	3,951	181,232	4,219
	JAPAN	253.68	1,143	52,429	1,198
	PEOPLE'S REPUBLIC OF CHINA	137,016.53	141,674	6,498,586	147,185
	REPUBLIC OF KOREA	207.39	1,706	78,254	1,786
	SINGAPORE	71.84	34,824	1,597,377	37,203
	TAIWAN (REP. OF CHINA)	147,341.57	87,873	4,030,735	94,135
	THAILAND	45,730.48	105,270	4,828,735	107,559
	UNITED STATES OF AMERICA	6.67	399	18,302	438
284990	Other carbides, whetehr or not chemically defined	325,158.86	435,102	19,958,129	455,189
	AUSTRALIA	13.05	3,905	179,122	4,399
	AUSTRIA	1.94	2,486	114,033	2,556
	CANADA	573.45	7,217	331,044	7,643
	FRANCE	545.87	47,878	2,196,164	49,229
	GERMANY	1.74	839	38,485	918

TABLE 8 - Continued

PSCC CODE	COMMODITY AND COUNTRY OF ORIGIN	GROSS WEIGHT (GK)	FOB VALUE		CIF
			DOLLARS	PESOS	DOLLARS
	HONG KONG, CHINA	2.35	31	1,422	32
	JAPAN	1,962.29	112,614	5,165,604	119,041
	PEOPLE'S REPUBLIC OF CHINA	92,403.41	18,264	837,770	19,279
	REPUBLIC OF KOREA	126.38	14,216	652,088	15,111
	SINGAPORE	47.17	860	39,448	914
	TAIWAN (REP. OF CHINA)	12,927.36	35,599	1,632,926	39,706
	UK OF GREAT BRITAIN AND N. IRELAND	216,512.34	188,897	8,664,705	194,020
	UNITED STATES OF AMERICA	41.51	2,296	105,318	2,341
2850	Hydrides, nitrides, azides, silicides and borides, whether or not chemically defined, other than compounds which are also carbides of heading 28.49.	24,295.45	161,521	7,408,968	171,441
285000	Hydrides, nitrides, azides, silicides and borides, whether or not chemically defined, other than compounds which are also carbides of heading No. 28.49	24,295.45	161,521	7,408,968	171,441
	AUSTRALIA	399.21	393	18,027	404
	GERMANY	6.74	186	8,532	194
	INDIA	156.56	374	17,155	385
	JAPAN	501.13	3,891	178,480	4,037
	SINGAPORE	438.50	2,491	114,262	2,616
	THAILAND	55.66	3,914	179,535	3,924
	UNITED STATES OF AMERICA	22,737.65	150,272	6,892,977	159,881
2851	Other inorganic compounds (including distilled or conductivity water and water of similar purity); liquid air (whether or not rare gases have been removed); compressed air; amalgams, other than amalgams of precious metals.	166,213.78	969,902	44,489,406	1,053,202
285100	Other inorganic compounds (including distilled or conductivity water and water of similar purity); liquid air (whether or not rare gases have been removed); compressed air; amalgams, other than amalgams of precious metals	166,213.78	969,902	44,489,406	1,053,202
	AUSTRALIA	9.99	1,572	72,108	1,680
	DENMARK	31,632.75	196,676	9,021,528	202,224
	FINLAND	2.49	213	9,770	219
	FRANCE	150.51	3,893	178,572	4,185
	GERMANY	178.73	17,075	783,231	19,356
	ITALY	70.80	359	16,468	495
	JAPAN	24,812.88	292,415	13,413,076	312,877
	MALAYSIA	9,911.66	25,848	1,185,648	27,655
	MEXICO	5.36	176	8,073	210
	NETHERLANDS	8.67	1,682	77,153	1,766
	NEW ZEALAND	37.05	729	33,440	756
	NORWAY	7.37	277	12,706	374
	POLAND	559.54	7,529	345,355	8,835
	REPUBLIC OF KOREA	3,113.20	22,724	1,042,350	24,845
	SINGAPORE	8,701.40	64,529	2,959,945	72,613
	SPAIN	6.65	800	36,696	1,403
	SWITZERLAND	870.53	28,187	1,292,938	37,392
	TAIWAN (REP. OF CHINA)	7,817.90	26,239	1,203,583	32,784
	THAILAND	322.27	12,297	564,063	12,890
	UK OF GREAT BRITAIN AND N. IRELAND	3.48	384	17,614	415
	UNITED STATES OF AMERICA	77,990.55	266,298	12,215,089	290,228
29	Organic chemicals	614,086,514.62	797,762,321	36,593,357,677	839,034,083
2901	Acyclic hydrocarbons.	30,700,462.11	29,769,335	1,365,519,401	30,342,345
290110	Saturated acyclic hydrocarbons	4,619,221.81	3,718,968	170,589,063	4,055,705
	FRANCE	155.05	3,486	159,903	3,493
	GERMANY	1,038.83	10,055	461,223	10,427
	INDIA	39.24	914	41,925	940
	NETHERLANDS	5,327.99	29,218	1,340,230	29,643
	PEOPLE'S REPUBLIC OF CHINA	23,455.72	46,231	2,120,616	49,443
	QATAR	93,124.18	117,820	5,404,403	126,281
	REPUBLIC OF KOREA	2,997,402.62	2,012,117	92,295,807	2,182,001
	SINGAPORE	685,860.88	535,775	24,575,998	598,414
	THAILAND	792,526.35	717,997	32,934,523	795,494
	UK OF GREAT BRITAIN AND N. IRELAND	404.34	3,622	166,142	4,905
	UNITED STATES OF AMERICA	19,886.61	241,733	11,088,293	254,664

TABLE 8 - Continued

PSCC CODE	COMMODITY AND COUNTRY OF ORIGIN	GROSS WEIGHT (GK)	FOB VALUE		CIF
			DOLLARS	PESOS	DOLLARS
290121	Ethylene	21,438,327.22	21,158,732	970,551,038	21,263,986
	IRAN, ISLAMIC REP. OF	21,330,787.20	20,948,423	960,904,163	21,040,834
	JAPAN	1,114.14	7,526	345,218	8,029
	MALAYSIA	2,240.32	7,132	327,145	7,503
	REPUBLIC OF KOREA	26,535.24	45,923	2,106,488	47,202
	SINGAPORE	1,190.41	20,755	952,032	23,250
	SOUTH AFRICA, REP. OF	73,538.15	119,039	5,460,319	125,602
	TAIWAN (REP. OF CHINA)	2,921.76	9,934	455,673	11,566
290122	Propene (propylene)	42,341.16	110,092	5,049,920	117,308
	JAPAN	27.93	479	21,972	481
	UNITED STATES OF AMERICA	42,313.23	109,613	5,027,948	116,827
290123	Butene (butylene) and isomers thereof	3,165,733.16	2,783,469	127,677,723	2,842,279
	REPUBLIC OF KOREA	592,087.50	568,404	26,072,691	569,227
	SWITZERLAND	4.16	951	43,622	1,016
	TAIWAN (REP. OF CHINA)	2,573,516.52	2,210,188	101,381,324	2,267,266
	UNITED STATES OF AMERICA	124.98	3,926	180,086	4,770
290124	Buta-1, 3-diene and isoprene	5,135.08	16,134	740,067	16,426
	SINGAPORE	5,135.08	16,134	740,067	16,426
290129	Other unsaturated acyclic hydrocarbons	1,429,703.68	1,981,940	90,911,590	2,046,641
	FRANCE	4,268.43	14,986	687,408	15,553
	GERMANY	7.62	1,296	59,448	1,332
	JAPAN	3,566.14	50,397	2,311,710	56,035
	NETHERLANDS	5,896.22	26,098	1,197,115	26,798
	PEOPLE'S REPUBLIC OF CHINA	1,782.17	32,942	1,511,050	33,871
	REPUBLIC OF KOREA	426,862.13	572,785	26,273,648	591,947
	SINGAPORE	931,889.23	1,154,922	52,976,272	1,173,221
	SOUTH AFRICA, REP. OF	23,001.17	37,854	1,736,363	39,672
	SPAIN	208.67	726	33,302	831
	TAIWAN (REP. OF CHINA)	193.89	719	32,981	767
	THAILAND	1,052.04	7,840	359,621	7,858
	UK OF GREAT BRITAIN AND N. IRELAND	57.98	918	42,109	1,023
	UNITED STATES OF AMERICA	30,917.99	80,457	3,690,563	97,733
2902	Cyclic hydrocarbons.	28,606,938.05	32,849,394	1,506,801,701	34,757,956
290211	Cyclohexane	852.59	2,146	98,437	2,493
	GERMANY	55.36	241	11,055	257
	THAILAND	314.12	1,144	52,475	1,275
	UNITED STATES OF AMERICA	483.11	761	34,907	961
290219	Other cyclanes, cyclenes and cycloterpenes	247,611.28	421,528	19,335,489	441,742
	JAPAN	65,780.59	54,501	2,499,961	58,415
	PEOPLE'S REPUBLIC OF CHINA	12,151.20	25,374	1,163,905	26,071
	REPUBLIC OF KOREA	150,352.89	261,232	11,982,712	271,587
	SINGAPORE	410.25	10,955	502,506	11,278
	THAILAND	4,363.18	18,879	865,980	19,017
	UK OF GREAT BRITAIN AND N. IRELAND	691.86	5,574	255,679	5,901
	UNITED STATES OF AMERICA	13,861.31	45,013	2,064,746	49,473
290220	Benzene	1,433.59	8,980	411,912	9,335
	GERMANY	1,335.97	8,113	372,143	8,444
	JAPAN	97.62	867	39,769	891
290230	Toluene	1,866,883.73	1,076,967	49,400,477	1,267,323
	GERMANY	81.12	392	17,981	414
	JAPAN	127.40	1,157	53,072	1,221
	REPUBLIC OF KOREA	1,862,109.69	1,057,317	48,499,131	1,246,700
	SINGAPORE	476.88	6,631	304,164	7,295
	THAILAND	2,974.69	8,295	380,492	8,377
	UNITED STATES OF AMERICA	1,113.95	3,175	145,637	3,316

TABLE 8 - Continued

PSCC CODE	COMMODITY AND COUNTRY OF ORIGIN	GROSS WEIGHT (GK)	FOB VALUE		CIF
			DOLLARS	PESOS	DOLLARS
290241	o-Xylene	319.14	6,923	317,558	7,126
	GERMANY	0.28	26	1,193	28
	SINGAPORE	318.86	6,897	316,365	7,098
290242	m-Xylene	129,356.20	107,224	4,918,365	110,472
	MALAYSIA	129,356.20	107,224	4,918,365	110,472
290243	p-Xylene	0.52	43	1,972	45
	GERMANY	0.52	43	1,972	45
290244	Mixed xylene isomers	15,338.67	56,477	2,590,599	58,616
	GERMANY	18.11	369	16,926	386
	JAPAN	433.63	18,005	825,889	18,501
	REPUBLIC OF KOREA	2,208.18	2,094	96,052	2,147
	SINGAPORE	81.28	367	16,834	379
	THAILAND	6,147.88	17,806	816,761	18,380
	UNITED STATES OF AMERICA	6,449.59	17,836	818,137	18,823
290250	Styrene	11,856,558.13	13,196,927	605,343,042	13,669,878
	INDONESIA	423,910.44	493,856	22,653,175	511,222
	JAPAN	1,078.19	1,996	91,557	2,251
	MALAYSIA	3,754,022.90	3,741,226	171,610,037	3,868,743
	REPUBLIC OF KOREA	810,753.60	851,206	39,044,819	896,184
	SINGAPORE	1,708,469.21	2,085,018	95,639,776	2,173,540
	TAIWAN (REP. OF CHINA)	4,456,732.80	5,424,466	248,820,255	5,540,742
	THAILAND	701,590.99	599,159	27,483,423	677,196
290260	Ethylbenzene	93.47	2,056	94,308	2,216
	SINGAPORE	10.16	843	38,668	920
	UNITED STATES OF AMERICA	83.31	1,213	55,640	1,296
290270	Cumene	2.65	99	4,541	102
	JAPAN	2.65	99	4,541	102
290290	Other cyclic hydrocarbons	14,488,488.08	17,970,024	824,285,001	19,188,608
	BELGIUM	734.63	1,635	74,997	1,747
	FRANCE	61.24	1,974	90,547	2,029
	GERMANY	171,605.58	952,130	43,674,203	976,598
	INDIA	15,172.68	18,985	870,842	19,785
	INDONESIA	76,813.90	78,458	3,598,869	86,298
	JAPAN	51,597.41	87,402	4,009,130	92,816
	MALAYSIA	30,086.48	30,964	1,420,319	31,023
	NETHERLANDS	9,675.96	30,548	1,401,237	31,547
	PEOPLE'S REPUBLIC OF CHINA	4,272,213.26	4,913,346	225,375,181	5,270,863
	REPUBLIC OF KOREA	927,202.49	843,553	38,693,776	899,703
	SINGAPORE	2,796.32	82,753	3,795,880	85,459
	SPAIN	16,847.10	25,476	1,168,584	27,670
	TAIWAN (REP. OF CHINA)	7,513,915.20	9,659,627	443,087,090	10,345,104
	THAILAND	1,398,496.92	1,239,741	56,866,920	1,314,436
	UNITED STATES OF AMERICA	1,090.37	2,848	130,638	2,907
	VIETNAM	178.54	584	26,788	623
2903	Halogenated derivatives of hydrocarbons.	94,228,305.74	65,628,385	3,010,374,024	69,272,399
290311	Chloromethane (methyl chloride) and chloroethane (ethyl chloride)	6,899.76	49,512	2,271,116	51,660
	JAPAN	5.85	167	7,660	194
	UK OF GREAT BRITAIN AND N. IRELAND	219.82	3,272	150,087	3,393
	UNITED STATES OF AMERICA	6,674.09	46,073	2,113,369	48,073
290312	Dichloromethane (methylene chloride)	3,135,919.45	1,813,116	83,167,630	1,930,582
	BELGIUM	152,233.82	42,805	1,963,465	49,660
	GERMANY	54.97	456	20,917	476

TABLE 8 - Continued

PSCC CODE	COMMODITY AND COUNTRY OF ORIGIN	GROSS WEIGHT (GK)	FOB VALUE		CIF
			DOLLARS	PESOS	DOLLARS
	JAPAN	41,146.68	43,893	2,013,372	46,725
	PEOPLE'S REPUBLIC OF CHINA	227,053.40	117,799	5,403,440	125,256
	REPUBLIC OF KOREA	206,979.13	158,498	7,270,303	168,494
	SINGAPORE	401,777.73	254,364	11,667,677	273,122
	TAIWAN (REP. OF CHINA)	1,937,407.22	1,084,390	49,740,969	1,142,311
	UK OF GREAT BRITAIN AND N. IRELAND	164,096.75	96,998	4,449,298	109,754
	UNITED STATES OF AMERICA	5,169.75	13,913	638,189	14,784
290313	Chloroform tetrachloride	26,935.31	71,027	3,258,009	73,029
	GERMANY	5,227.73	17,831	817,908	18,336
	MALAYSIA	3,526.83	11,668	535,211	11,996
	THAILAND	15,545.79	32,534	1,492,335	33,600
	UNITED STATES OF AMERICA	2,634.96	8,994	412,555	9,097
290315	1,2-Dichloroethane (ethylene dichloride)	297.58	9,620	441,269	9,693
	UNITED STATES OF AMERICA	297.58	9,620	441,269	9,693
290319	Other saturated chlorinated derivatives of acyclic hydrocarbons	49,313.88	103,430	4,744,335	108,902
	GERMANY	193.90	4,815	220,864	4,841
	HONG KONG, CHINA	536.56	10,137	464,984	10,423
	PEOPLE'S REPUBLIC OF CHINA	10,231.09	55,978	2,567,711	56,074
	REPUBLIC OF KOREA	91.50	4,392	201,461	5,112
	SINGAPORE	37,559.37	20,709	949,922	24,820
	UNITED STATES OF AMERICA	701.46	7,399	339,393	7,632
290321	Vinyl chloride (chloroethylene)	83,940,789.40	53,668,300	2,461,764,922	56,642,398
	JAPAN	61,298,167.18	39,089,838	1,793,050,869	40,710,713
	PEOPLE'S REPUBLIC OF CHINA	7,756,254.51	5,006,633	229,654,256	5,645,446
	REPUBLIC OF KOREA	9,178,535.47	6,169,442	282,992,305	6,610,666
	TAIWAN (REP. OF CHINA)	5,707,832.24	3,402,387	156,067,492	3,675,573
290322	Trichloroethylene	227,443.69	200,400	9,192,348	214,992
	JAPAN	67,111.01	89,493	4,105,044	95,405
	MALAYSIA	16,695.59	24,247	1,112,210	25,940
	PEOPLE'S REPUBLIC OF CHINA	142,227.67	75,404	3,458,781	81,484
	REPUBLIC OF KOREA	1,409.42	11,256	516,313	12,163
290323	Tetrachloroethylene (perchloroethylene)	465,659.90	382,340	17,537,936	402,566
	BELGIUM	269,610.06	155,889	7,150,628	163,056
	GERMANY	89,926.96	105,887	4,857,037	111,097
	JAPAN	83,489.05	87,525	4,014,772	94,443
	UK OF GREAT BRITAIN AND N. IRELAND	22,633.83	33,039	1,515,499	33,970
290329	Other unsaturated chlorinated derivatives of acyclic hydrocarbons	107,323.46	1,861,274	85,376,639	2,014,482
	GERMANY	0.83	157	7,202	168
	JAPAN	52,917.60	157,440	7,221,773	166,172
	SINGAPORE	40,363.56	1,250,034	57,339,060	1,336,832
	SPAIN	24.65	565	25,917	625
	SWEDEN	6.32	2,790	127,977	2,862
	UK OF GREAT BRITAIN AND N. IRELAND	119.81	2,482	113,849	4,013
	UNITED STATES OF AMERICA	13,890.69	447,806	20,540,861	503,810
290330	Flourinated, brominated or iodinated derivatives of acyclic hydrocarbons	1,299,539.88	2,062,020	94,584,859	2,132,179
	BELGIUM	16,070.28	99,100	4,545,717	99,262
	FRANCE	88.55	7,248	332,466	8,353
	GERMANY	0.83	134	6,147	143
	INDIA	13,711.52	12,186	558,972	13,840
	JAPAN	567.46	29,068	1,333,349	30,100
	MALAYSIA	4,346.50	12,478	572,366	13,378
	PEOPLE'S REPUBLIC OF CHINA	1,040,123.72	1,537,009	70,502,603	1,582,447
	SINGAPORE	211,020.92	208,525	9,565,042	218,174
	SPAIN	743.52	34,754	1,594,166	35,978
	UNITED STATES OF AMERICA	12,866.58	121,518	5,574,031	130,504

TABLE 8 - Continued

PSCC CODE	COMMODITY AND COUNTRY OF ORIGIN	GROSS WEIGHT (GK)	FOB VALUE		CIF
			DOLLARS	PESOS	DOLLARS
290349	Other halogenated derivatives of acyclic hydrocarbons containing two or more different halogens	2,647,278.98	3,121,038	143,162,013	3,258,135
	HONG KONG, CHINA	155.13	2,422	111,097	2,444
	INDIA	186,572.17	286,890	13,159,644	297,362
	MALAYSIA	26,828.66	41,290	1,893,972	44,823
	NORWAY	166.73	533	24,449	548
	PEOPLE'S REPUBLIC OF CHINA	2,091,377.00	2,313,989	106,142,676	2,420,438
	REPUBLIC OF KOREA	111.38	6,217	285,174	6,217
	SINGAPORE	325,014.97	453,399	20,797,412	468,858
	TAIWAN (REP. OF CHINA)	16,857.27	13,759	631,125	14,701
	THAILAND	187.32	2,226	102,107	2,405
	UNITED STATES OF AMERICA	8.35	313	14,357	339
290361	Chlorobenzene, o-dichlorobenzen and p-dichlorobenzene	981,778.61	1,009,835	46,321,132	1,066,539
	INDIA	92,055.69	38,819	1,780,628	40,393
	JAPAN	350,330.85	446,781	20,493,844	463,561
	PEOPLE'S REPUBLIC OF CHINA	455,164.83	479,195	21,980,675	514,880
	TAIWAN (REP. OF CHINA)	83,767.60	42,729	1,959,979	45,250
	THAILAND	74.91	470	21,559	545
	UNITED STATES OF AMERICA	384.73	1,841	84,447	1,910
290369	Other halogenated derivatives of aromatic hydrocarbons	1,339,125.84	1,276,473	58,551,816	1,367,242
	INDIA	19,077.93	9,392	430,811	10,220
	JAPAN	45,016.23	62,092	2,848,160	71,299
	PEOPLE'S REPUBLIC OF CHINA	445,262.27	518,801	23,797,402	566,219
	REPUBLIC OF KOREA	8.32	356	16,330	663
	SINGAPORE	57,060.10	29,684	1,361,605	34,560
	SOUTH AFRICA, REP. OF	32,571.84	14,763	677,179	15,367
	SPAIN	34.21	814	37,338	873
	TAIWAN (REP. OF CHINA)	710,453.34	542,653	24,891,493	567,320
	THAILAND	29,562.46	93,905	4,307,422	96,525
	UNITED STATES OF AMERICA	79.14	4,013	184,076	4,196
2904	Sulphonated, nitrated or nitrosated derivatives of hydrocarbons, whether or not halogenated.	1,050,680.39	1,878,945	86,187,204	1,995,840
290410	Derivatives containing only sulpho groups, their salts and ethyl esters	584,659.33	747,067	34,267,962	791,359
	FRANCE	6,164.58	5,676	260,358	6,172
	GERMANY	66.75	1,431	65,640	1,472
	HONG KONG, CHINA	25,014.05	103,129	4,730,527	114,803
	INDIA	48,529.14	43,908	2,014,060	45,257
	JAPAN	398,914.00	390,374	17,906,455	402,452
	MALAYSIA	7,373.57	35,571	1,631,642	36,901
	PEOPLE'S REPUBLIC OF CHINA	8,134.08	21,062	966,114	21,663
	REPUBLIC OF KOREA	31,955.31	32,075	1,471,280	34,051
	SINGAPORE	8,646.47	40,251	1,846,313	51,334
	SPAIN	69.66	227	10,412	252
	TAIWAN (REP. OF CHINA)	43,981.39	48,234	2,212,494	50,766
	UNITED STATES OF AMERICA	5,810.33	25,129	1,152,667	26,236
290420	Derivatives containing only nitro or only nitroso groups	260,229.55	657,550	30,161,817	703,417
	AUSTRALIA	16.72	82	3,761	85
	JAPAN	1,989.99	35,664	1,635,908	36,047
	MALAYSIA	56,038.74	212,245	9,735,678	222,780
	PEOPLE'S REPUBLIC OF CHINA	161,507.48	316,100	14,499,507	334,948
	REPUBLIC OF KOREA	1,675.70	7,020	322,007	7,220
	SINGAPORE	31,014.86	79,738	3,657,582	95,021
	TAIWAN (REP. OF CHINA)	6,953.89	3,812	174,856	4,345
	UNITED STATES OF AMERICA	1,032.17	2,889	132,518	2,971
290490	Other sulphonated, nitrated or nitrosated derivatives of hydrocarbons, whether or not halogenated	205,791.51	474,328	21,757,425	501,064
	GERMANY	2,388.14	14,282	655,115	14,773
	HONG KONG, CHINA	266.80	30,843	1,414,768	30,843
	JAPAN	1,047.27	5,161	236,735	5,285
	MALAYSIA	3,513.99	16,749	768,277	17,354
	REPUBLIC OF KOREA	182,148.45	310,393	14,237,727	332,798

TABLE 8 - Continued

PSCC CODE	COMMODITY AND COUNTRY OF ORIGIN	GROSS WEIGHT (GK)	FOB VALUE		CIF
			DOLLARS	PESOS	DOLLARS
	SINGAPORE	28.06	3,720	170,636	3,888
	SPAIN	13,861.40	69,640	3,194,387	70,480
	TAIWAN (REP. OF CHINA)	1,006.42	10,785	494,708	12,848
	UNITED STATES OF AMERICA	1,530.98	12,755	585,072	12,795
2905	Acyclic alcohols and their halogenated, sulphonated, nitrated or nitrosated derivatives.	157,921,935.39	72,289,449	3,315,917,030	79,560,701
290511	Methanol (methyl alcohol)	117,034,593.31	31,937,995	1,464,995,831	36,681,182
	BRUNEI DARUSSALAM	15,858,718.59	4,276,610	196,168,101	4,937,390
	FINLAND	55.94	10,591	485,809	11,025
	GERMANY	754,176.85	561,226	25,743,437	577,465
	HONG KONG, CHINA	7,680.14	6,933	318,017	7,512
	INDIA	14,616,316.67	3,664,049	168,069,928	4,532,649
	INDONESIA	25,184,576.93	6,521,058	299,120,930	7,860,978
	JAPAN	3,380.10	34,028	1,560,864	35,416
	MALAYSIA	56,684,199.79	15,686,928	719,559,387	17,372,580
	PEOPLE'S REPUBLIC OF CHINA	158,691.94	155,497	7,132,647	157,879
	REPUBLIC OF KOREA	10,589.47	16,079	737,544	16,988
	SAUDI ARABIA	1,803,162.89	518,459	23,781,714	624,915
	SINGAPORE	1,913,307.62	389,142	17,849,944	444,899
	SPAIN	285.92	1,022	46,879	1,090
	SYRIAN ARAB REPUBLIC	9.98	5,773	264,808	5,773
	TAIWAN (REP. OF CHINA)	11,268.39	14,889	682,958	15,560
	THAILAND	14,736.92	31,615	1,450,180	32,815
	UK OF GREAT BRITAIN AND N. IRELAND	665.46	8,349	382,969	8,913
	UNITED STATES OF AMERICA	12,769.71	35,747	1,639,715	37,335
290512	Propan-1-ol (propyl alcohol) and propan-2-ol (isopropyl alcohol)	17,011,024.18	14,126,778	647,995,306	15,367,730
	BELGIUM	214.72	2,501	114,721	3,035
	FRANCE	5.12	161	7,385	182
	GERMANY	332.96	2,128	97,611	2,419
	HONG KONG, CHINA	271.92	1,817	83,346	2,020
	INDONESIA	296,976.43	147,690	6,774,540	155,896
	JAPAN	7,759,142.44	5,587,398	256,293,946	6,142,058
	MALAYSIA	23,214.29	47,553	2,181,256	49,806
	NETHERLANDS	8,089.41	4,843	222,148	4,980
	PEOPLE'S REPUBLIC OF CHINA	1,970,629.56	1,569,834	72,008,286	1,636,080
	REPUBLIC OF KOREA	1,387,633.66	1,147,944	52,656,191	1,276,818
	SINGAPORE	4,406,844.38	3,239,876	148,613,112	3,557,716
	SPAIN	95.62	275	12,614	325
	SWITZERLAND	1,460.77	1,510	69,264	1,518
	TAIWAN (REP. OF CHINA)	1,069,166.14	1,994,771	91,500,146	2,133,843
	THAILAND	5,108.73	27,511	1,261,930	28,410
	UK OF GREAT BRITAIN AND N. IRELAND	41.70	1,715	78,667	1,763
	UNITED STATES OF AMERICA	81,796.33	349,251	16,020,143	370,861
290513	Butan-1-ol (n- Butyl alcohol)	1,146,342.81	919,283	42,167,511	982,258
	AUSTRALIA	1,231.28	1,208	55,411	1,402
	GERMANY	4.41	104	4,770	110
	MALAYSIA	898,336.48	690,832	31,688,464	738,909
	SINGAPORE	80,497.19	60,734	2,785,869	70,691
	SPAIN	19.22	69	3,165	79
	TAIWAN (REP. OF CHINA)	164,236.81	159,852	7,332,411	163,949
	THAILAND	1,496.13	2,293	105,180	2,632
	UNITED STATES OF AMERICA	521.29	4,191	192,241	4,486
290514	Other butanols	221,257.81	329,194	15,100,130	347,486
	BELGIUM	13,263.73	13,942	639,520	13,997
	GERMANY	266.07	9,151	419,756	9,485
	INDIA	2,218.70	80,349	3,685,609	86,280
	JAPAN	652.11	4,618	211,828	4,618
	MALAYSIA	9,482.30	4,554	208,892	5,120
	SINGAPORE	17,779.04	18,926	868,136	19,768
	SPAIN	23.43	77	3,532	77
	TAIWAN (REP. OF CHINA)	175,335.45	181,815	8,339,854	191,943
	THAILAND	2,062.57	14,471	663,785	14,831
	UNITED STATES OF AMERICA	174.41	1,291	59,218	1,367
290515	Pentanol (amyl alcohol) and isomers thereof	148,850.60	172,190	7,898,355	179,816

TABLE 8 - Continued

PSCC CODE	COMMODITY AND COUNTRY OF ORIGIN	GROSS WEIGHT (GK)	FOB VALUE		CIF DOLLARS
			DOLLARS	PESOS	
	FRANCE	22.63	503	23,073	632
	GERMANY	114,463.65	94,410	4,330,587	100,222
	INDIA	286.65	443	20,320	456
	ITALY	18,291.34	54,498	2,499,823	54,624
	JAPAN	1.67	186	8,532	199
	MALAYSIA	5.21	191	8,761	218
	REPUBLIC OF KOREA	181.55	2,747	126,005	3,013
	TAIWAN (REP. OF CHINA)	14,524.84	10,827	496,634	11,568
	UK OF GREAT BRITAIN AND N. IRELAND	294.84	2,893	132,702	2,943
	UNITED STATES OF AMERICA	778.22	5,492	251,918	5,941
290516	Octanol (octyl alcohol) and isomers thereof	833.26	6,858	314,577	7,153
	GERMANY	1.14	24	1,101	26
	INDIA	166.31	2,842	130,363	3,062
	SINGAPORE	1.60	240	11,009	250
	THAILAND	636.37	3,261	149,582	3,265
	UK OF GREAT BRITAIN AND N. IRELAND	19.13	267	12,247	285
	UNITED STATES OF AMERICA	8.71	224	10,275	265
290517	Dodecan-1-ol (lauryl alcohol), hexadecan-1-ol (cetyl alcohol) and octadecan-1-ol (stearyl alcohol)	2,953,011.80	4,279,666	196,308,282	4,508,804
	AUSTRALIA	14,732.20	7,544	346,043	7,853
	GERMANY	4,346.22	80,026	3,670,793	85,792
	INDIA	289,326.37	466,029	21,376,750	500,233
	INDONESIA	532,689.83	528,750	24,253,763	556,482
	ISRAEL	557.33	539	24,724	576
	ITALY	18,937.68	23,102	1,059,689	24,235
	JAPAN	62,132.43	51,570	2,365,516	54,684
	MALAYSIA	1,911,028.11	2,949,049	135,272,878	3,092,797
	NETHERLANDS	389.85	2,340	107,336	2,417
	PEOPLE'S REPUBLIC OF CHINA	39,406.68	39,701	1,821,085	43,513
	SINGAPORE	12,898.74	26,106	1,197,482	26,831
	SPAIN	937.23	1,632	74,860	1,699
	THAILAND	51,984.77	81,549	3,740,653	89,311
	UK OF GREAT BRITAIN AND N. IRELAND	10,072.52	9,065	415,812	9,321
	UNITED STATES OF AMERICA	3,571.84	12,664	580,898	13,060
290519	Other saturated monohydric alcohols	54,347.78	170,405	7,816,476	189,538
	CANADA	1,274.69	517	23,715	577
	GERMANY	8,918.20	87,874	4,030,780	95,186
	PEOPLE'S REPUBLIC OF CHINA	15,418.93	38,898	1,784,251	39,198
	TAIWAN (REP. OF CHINA)	12,739.61	9,298	426,499	9,712
	THAILAND	15,935.45	31,991	1,467,427	43,038
	UNITED STATES OF AMERICA	60.90	1,827	83,804	1,827
290522	Acyclic terpene alcohols	88,615.28	42,195	1,935,485	44,953
	PEOPLE'S REPUBLIC OF CHINA	88,529.91	40,370	1,851,772	43,063
	UNITED STATES OF AMERICA	85.37	1,825	83,713	1,890
290529	Other unsaturated monohydric alcohols	33,964.87	88,727	4,069,909	95,314
	GERMANY	12,690.99	29,910	1,371,972	34,931
	JAPAN	51.04	7,026	322,283	7,061
	PEOPLE'S REPUBLIC OF CHINA	338.71	1,309	60,044	1,363
	SINGAPORE	2,808.10	15,656	718,141	16,189
	TAIWAN (REP. OF CHINA)	13,159.75	8,106	371,822	8,181
	UK OF GREAT BRITAIN AND N. IRELAND	4,880.09	12,519	574,247	12,544
	UNITED STATES OF AMERICA	36.19	14,201	651,400	15,045
290531	Ethylene glycol (ethanediol)	1,932,413.25	1,986,036	91,099,471	2,120,586
	AUSTRALIA	446.53	994	45,595	1,151
	BRAZIL	106,354.81	58,662	2,690,826	63,463
	GERMANY	1,309.33	10,741	492,690	11,244
	INDIA	191,325.58	107,359	4,924,557	112,207
	INDONESIA	16,429.48	8,927	409,481	9,803
	JAPAN	6,032.69	150,383	6,898,068	154,690
	MALAYSIA	148,019.67	139,737	6,409,736	146,471
	PEOPLE'S REPUBLIC OF CHINA	551.22	2,362	108,345	2,474

TABLE 8 - Continued

PSCC CODE	COMMODITY AND COUNTRY OF ORIGIN	GROSS WEIGHT (GK)	FOB VALUE		CIF DOLLARS
			DOLLARS	PESOS	
	REPUBLIC OF KOREA	388,962.34	483,111	22,160,302	530,318
	SINGAPORE	55,822.87	58,366	2,677,248	60,397
	TAIWAN (REP. OF CHINA)	462,404.88	399,179	18,310,341	417,476
	THAILAND	419,888.17	326,234	14,964,354	339,595
	UNITED STATES OF AMERICA	134,865.68	239,981	11,007,928	271,297
290532	Propylene glycol (propane-1,2-diol)	4,522,633.80	6,582,873	301,956,383	6,792,011
	AUSTRALIA	4,752.37	6,745	309,393	7,100
	DEMOCRATIC PEOPLE'S REP. OF KOREA	64,184.12	108,017	4,954,740	108,074
	GERMANY	5,088.36	27,203	1,247,802	27,719
	HONG KONG, CHINA	53,946.19	44,651	2,048,141	47,955
	INDIA	45,864.63	33,009	1,514,123	35,590
	ITALY	464.38	3,712	170,269	3,873
	JAPAN	12,207.29	26,258	1,204,454	27,399
	MALAYSIA	21.24	327	14,999	350
	PEOPLE'S REPUBLIC OF CHINA	634,471.87	925,265	42,441,906	962,203
	REPUBLIC OF KOREA	1,458,044.98	2,128,620	97,639,799	2,180,188
	SINGAPORE	676,123.22	895,239	41,064,613	938,414
	TAIWAN (REP. OF CHINA)	185,563.78	219,947	10,088,969	232,451
	THAILAND	1,339,031.24	2,043,927	93,754,931	2,089,725
	UNITED STATES OF AMERICA	42,870.13	119,953	5,502,244	130,970
290539	Other diols	1,029,107.81	1,365,265	62,624,706	1,418,574
	BRAZIL	6,034.67	9,879	453,150	10,555
	FRANCE	166.54	5,332	244,579	5,388
	GERMANY	3,014.20	31,618	1,450,318	33,153
	HONG KONG, CHINA	3,092.70	18,202	834,926	19,039
	JAPAN	84,625.61	322,098	14,774,635	337,580
	MALAYSIA	66,779.80	23,997	1,100,742	24,442
	NETHERLANDS	3,505.43	16,556	759,424	17,364
	PEOPLE'S REPUBLIC OF CHINA	114,180.25	114,887	5,269,867	118,992
	REPUBLIC OF KOREA	296,241.38	253,482	11,627,219	264,817
	SINGAPORE	31,915.96	36,671	1,682,099	39,391
	SWITZERLAND	8.42	281	12,889	306
	TAIWAN (REP. OF CHINA)	201,137.06	166,758	7,649,189	172,826
	THAILAND	163,512.64	222,296	10,196,718	224,544
	UK OF GREAT BRITAIN AND N. IRELAND	2,847.58	9,517	436,545	9,536
	UNITED STATES OF AMERICA	52,045.57	133,691	6,132,406	140,641
290541	2-Ethyl-2-(hydroxymethyl)propane-1, 3-diol (trimethylolpropane)	41,617.14	43,207	1,981,905	44,942
	PEOPLE'S REPUBLIC OF CHINA	28,153.66	20,409	936,161	21,519
	SWEDEN	13,463.48	22,798	1,045,744	23,423
290542	Pentaerythritol	1,279,041.24	1,775,008	81,419,618	1,840,909
	PEOPLE'S REPUBLIC OF CHINA	546,461.80	654,672	30,029,805	673,775
	SINGAPORE	49,129.43	36,902	1,692,695	38,867
	TAIWAN (REP. OF CHINA)	683,450.01	1,083,434	49,697,118	1,128,267
290543	Mannitol	65,596.47	225,419	10,339,969	236,474
	AUSTRALIA	1,039.30	1,558	71,465	1,729
	FRANCE	29,450.51	166,734	7,648,089	174,941
	GERMANY	14.01	758	34,769	793
	PEOPLE'S REPUBLIC OF CHINA	34,325.02	52,458	2,406,248	54,929
	REPUBLIC OF KOREA	0.87	48	2,202	48
	SINGAPORE	683.58	1,240	56,879	1,309
	UNITED STATES OF AMERICA	83.18	2,623	120,317	2,725
290544	D-glucitol (sorbitol)	3,539,814.49	1,982,489	90,936,771	2,083,529
	FRANCE	453,691.39	284,665	13,057,584	300,980
	GERMANY	30,107.09	27,705	1,270,828	27,832
	INDONESIA	2,201,920.32	1,224,942	56,188,090	1,287,785
	JAPAN	705.15	6,312	289,531	6,699
	PEOPLE'S REPUBLIC OF CHINA	837,759.62	426,092	19,544,840	446,179
	REPUBLIC OF KOREA	15,370.21	11,347	520,487	12,530
	UNITED STATES OF AMERICA	260.71	1,426	65,411	1,524
290545	Glycerol	4,365,101.74	2,550,231	116,979,097	2,699,616

TABLE 8 - Continued

PSCC CODE	COMMODITY AND COUNTRY OF ORIGIN	GROSS WEIGHT (GK)	FOB VALUE		CIF DOLLARS
			DOLLARS	PESOS	
	AUSTRALIA	2,428.96	3,448	158,160	3,630
	GERMANY	237.94	1,597	73,254	1,709
	INDIA	2,955.07	3,761	172,517	3,768
	INDONESIA	2,532,465.83	1,314,625	60,301,849	1,398,749
	JAPAN	2,045.80	3,980	182,563	6,847
	MALAYSIA	1,659,425.28	1,070,157	49,088,102	1,120,896
	NETHERLANDS	44.34	1,357	62,246	1,504
	PEOPLE'S REPUBLIC OF CHINA	93,827.59	81,515	3,739,093	86,967
	POLAND	1.69	267	12,247	276
	SINGAPORE	194.83	1,429	65,548	1,487
	THAILAND	58,533.42	33,016	1,514,444	34,814
	UNITED STATES OF AMERICA	12,940.99	35,079	1,609,074	38,969
290549	Other polyhydric alcohols	816,123.95	838,815	38,476,443	878,380
	FRANCE	96.62	1,074	49,264	1,097
	GERMANY	176.74	2,221	101,877	2,265
	INDONESIA	18,376.32	14,678	673,280	15,092
	JAPAN	626.18	2,456	112,657	2,910
	MALAYSIA	265.88	493	22,614	527
	PEOPLE'S REPUBLIC OF CHINA	118,480.20	112,940	5,180,558	124,722
	POLAND	23.96	331	15,183	340
	REPUBLIC OF KOREA	428,207.57	351,424	16,119,819	367,785
	SINGAPORE	175,033.65	67,027	3,074,528	73,146
	UK OF GREAT BRITAIN AND N. IRELAND	438.48	53,158	2,438,357	55,716
	UNITED STATES OF AMERICA	74,398.35	233,013	10,688,306	234,780
290559	Other halogenated, sulphonated, nitrated or nitrosated derivatives of phenols or phenol-alcohols	1,637,643.80	2,866,815	131,500,805	3,041,446
	GERMANY	11,238.57	40,747	1,869,065	43,136
	HONG KONG, CHINA	10,725.92	59,474	2,728,072	62,515
	INDIA	224,587.64	662,803	30,402,774	695,730
	INDONESIA	22,952.21	32,541	1,492,656	33,752
	JAPAN	103.75	1,742	79,906	1,806
	MALAYSIA	98,439.62	83,072	3,810,513	86,580
	PEOPLE'S REPUBLIC OF CHINA	311,159.60	1,022,645	46,908,726	1,102,749
	REPUBLIC OF KOREA	62,461.87	31,987	1,467,244	34,235
	SINGAPORE	4,735.62	11,724	537,780	12,068
	SPAIN	2,861.05	13,625	624,979	14,010
	TAIWAN (REP. OF CHINA)	15,054.42	12,043	552,412	12,062
	THAILAND	867,198.05	728,289	33,406,616	760,166
	UK OF GREAT BRITAIN AND N. IRELAND	1,477.81	137,146	6,290,887	151,672
	UNITED STATES OF AMERICA	4,647.67	28,977	1,329,175	30,965
2906	Cyclic alcohols and their halogenated, sulphonated, nitrated or nitrosated derivatives.	1,143,801.17	10,518,159	482,467,952	10,931,268
290611	Menthol	561,446.12	8,722,612	400,106,213	9,048,846
	AUSTRALIA	17.41	1,339	61,420	1,345
	GERMANY	30,982.77	530,467	24,332,521	547,760
	INDIA	165,317.69	2,700,393	123,867,027	2,865,633
	JAPAN	26,601.69	457,234	20,973,324	461,334
	MALAYSIA	59.81	192	8,807	203
	NETHERLANDS	469.91	1,633	74,906	1,678
	PEOPLE'S REPUBLIC OF CHINA	303,787.20	4,508,498	206,804,803	4,626,810
	SINGAPORE	7,400.00	132,137	6,061,124	135,664
	UK OF GREAT BRITAIN AND N. IRELAND	26,809.64	390,719	17,922,281	408,419
290612	Cyclohexanol, methylcyclohexanols and dimethylcyclohexanols	18,753.59	186,836	8,570,167	197,235
	GERMANY	6,343.98	84,366	3,869,868	93,592
	REPUBLIC OF KOREA	11,512.07	7,220	331,181	8,262
	SINGAPORE	897.54	95,250	4,369,118	95,381
290613	Sterols and inositols	21,006.30	538,450	24,698,700	557,108
	AUSTRALIA	1,222.21	1,413	64,814	1,527
	CANADA	5.34	891	40,870	927
	GERMANY	1.96	98	4,495	102
	JAPAN	492.43	18,021	826,623	20,125
	PEOPLE'S REPUBLIC OF CHINA	12,502.17	102,774	4,714,243	106,468
	SINGAPORE	6,777.24	414,115	18,995,455	426,683

TABLE 8 - Continued

PSCC CODE	COMMODITY AND COUNTRY OF ORIGIN	GROSS WEIGHT (GK)	FOB VALUE		CIF
			DOLLARS	PESOS	DOLLARS
	UNITED STATES OF AMERICA	4.95	1,138	52,200	1,276
290614	Terpineols	75,321.24	261,103	11,976,794	266,835
	GERMANY	1,591.23	140,476	6,443,634	140,976
	JAPAN	10,989.15	68,390	3,137,049	70,490
	PEOPLE'S REPUBLIC OF CHINA	2,508.02	8,217	376,914	8,839
	REPUBLIC OF KOREA	60,225.70	43,866	2,012,133	46,370
	UK OF GREAT BRITAIN AND N. IRELAND	7.14	154	7,064	160
290619	Other cyclanic, cyclenic or cycloterpenic	70,020.84	173,703	7,967,756	183,961
	GERMANY	2,798.18	128,660	5,901,634	133,559
	REPUBLIC OF KOREA	67,222.66	45,043	2,066,122	50,402
290621	Benzyl alcohol	12,242.25	56,988	2,614,039	63,937
	GERMANY	2,048.46	5,430	249,074	5,993
	ITALY	399.02	11,423	523,973	12,841
	PEOPLE'S REPUBLIC OF CHINA	2,234.19	6,535	299,760	6,709
	SINGAPORE	7,115.58	28,153	1,291,378	29,405
	UK OF GREAT BRITAIN AND N. IRELAND	163.10	2,301	105,547	4,139
	UNITED STATES OF AMERICA	281.90	3,146	144,307	4,850
290629	Other aromatic cyclic alcohols and their halogenated, sulphonated, nitrated or nitrosated derivatives	385,010.83	578,467	26,534,283	613,346
	BELGIUM	208.80	957	43,898	2,074
	GERMANY	34,452.33	87,519	4,014,497	98,262
	INDONESIA	328,825.33	405,102	18,582,029	425,296
	JAPAN	1,136.87	8,222	377,143	8,649
	PEOPLE'S REPUBLIC OF CHINA	16,623.17	38,471	1,764,665	38,708
	SINGAPORE	217.40	987	45,274	1,085
	UNITED STATES OF AMERICA	3,546.93	37,209	1,706,777	39,272
2907	Phenols; phenol-alcohols.	2,680,961.98	3,953,312	181,338,419	4,113,283
290711	Phenol (hydroxybenzene) and its salts	1,666,228.99	1,917,091	87,936,964	1,994,376
	GERMANY	5.97	247	11,330	313
	INDIA	161.70	32,515	1,491,463	33,481
	PEOPLE'S REPUBLIC OF CHINA	38.28	87	3,991	327
	REPUBLIC OF KOREA	40,053.71	60,627	2,780,960	61,766
	SINGAPORE	1,625,960.79	1,823,497	83,643,807	1,898,353
	UNITED STATES OF AMERICA	8.54	118	5,413	136
290712	Cresols and their salts	10,590.51	48,512	2,225,245	51,752
	GERMANY	8,240.95	36,241	1,662,375	37,338
	ITALY	2,271.62	11,189	513,239	11,489
	SINGAPORE	7.79	445	20,412	465
	UNITED STATES OF AMERICA	70.15	637	29,219	2,460
290713	Octylphenol, nonylphenol and their isomers; salts thereof	87,996.67	104,026	4,771,672	109,187
	INDIA	105.27	3,758	172,379	3,768
	SINGAPORE	481.51	2,620	120,179	2,764
	TAIWAN (REP. OF CHINA)	87,383.92	92,947	4,263,479	97,937
	UNITED STATES OF AMERICA	25.97	4,701	215,635	4,718
290714	Sylenols and their salts	68,623.93	358,725	16,454,716	371,479
	GERMANY	9,027.33	39,136	1,795,168	40,965
	JAPAN	812.30	3,604	165,315	3,854
	PEOPLE'S REPUBLIC OF CHINA	39,009.65	133,440	6,120,893	135,559
	REPUBLIC OF KOREA	376.00	996	45,687	1,028
	SINGAPORE	2,795.67	25,342	1,162,438	25,992
	UK OF GREAT BRITAIN AND N. IRELAND	14,971.70	138,569	6,356,160	146,376
	UNITED STATES OF AMERICA	1,631.28	17,638	809,055	17,705
290715	Naphthols and their salts	1,413.27	7,283	334,072	7,656
	GERMANY	1,227.82	3,787	173,710	4,055
	INDIA	163.27	554	25,412	580

TABLE 8 - Continued

PSCC CODE	COMMODITY AND COUNTRY OF ORIGIN	GROSS WEIGHT (GK)	FOB VALUE		CIF
			DOLLARS	PESOS	DOLLARS
	JAPAN	0.83	357	16,376	368
	SINGAPORE	17.87	1,964	90,089	2,007
	UNITED STATES OF AMERICA	3.48	621	28,485	646
290719	Other monophenols	50,613.82	279,649	12,827,498	297,568
	DENMARK	4,373.41	50,828	2,331,480	54,202
	GERMANY	14,176.19	97,059	4,452,096	104,497
	JAPAN	94.23	630	28,898	709
	PEOPLE'S REPUBLIC OF CHINA	26,999.72	86,644	3,974,360	91,723
	SPAIN	20.70	53	2,431	57
	UK OF GREAT BRITAIN AND N. IRELAND	4,949.57	44,435	2,038,233	46,380
290721	Resorcinol and its salts	4,394.15	43,269	1,984,749	44,973
	PEOPLE'S REPUBLIC OF CHINA	3,947.11	37,956	1,741,042	39,510
	TAIWAN (REP. OF CHINA)	447.04	5,313	243,707	5,463
290722	Hydroquinone (quinol) and its salts	71,126.77	486,569	22,318,920	501,972
	GERMANY	9.29	254	11,651	276
	INDIA	1,043.50	10,165	466,269	10,553
	JAPAN	52,201.93	343,135	15,739,602	356,546
	PEOPLE'S REPUBLIC OF CHINA	15.83	1,249	57,292	1,272
	SINGAPORE	4,390.94	28,023	1,285,415	29,548
	UNITED STATES OF AMERICA	13,465.28	103,743	4,758,691	103,777
290723	4,4'-Isopropylidenephenol (bisphenol A, diphenylolpropane) and its salts	163,386.28	94,509	4,335,127	97,973
	PEOPLE'S REPUBLIC OF CHINA	1,746.12	5,374	246,505	5,395
	REPUBLIC OF KOREA	81,367.27	47,921	2,198,136	49,415
	TAIWAN (REP. OF CHINA)	31,140.68	17,640	809,147	19,168
	THAILAND	49,132.21	23,574	1,081,339	23,995
290729	Other polyphenols	556,587.59	613,679	28,149,456	636,347
	GERMANY	36,000.48	77,219	3,542,036	82,317
	HONG KONG, CHINA	75,968.55	43,078	1,975,988	45,150
	INDIA	1,189.98	11,430	524,294	11,754
	JAPAN	61,703.28	46,650	2,139,836	48,951
	PEOPLE'S REPUBLIC OF CHINA	103,979.84	56,110	2,573,766	62,626
	REPUBLIC OF KOREA	203,817.79	140,224	6,432,074	140,972
	SINGAPORE	6,023.07	10,590	485,763	11,242
	SPAIN	40.20	103	4,725	110
	TAIWAN (REP. OF CHINA)	54,925.38	67,199	3,082,418	70,464
	UNITED STATES OF AMERICA	12,939.02	161,076	7,388,556	162,761
2908	Halogenated, sulphonated, nitrated or nitrosated derivatives of phenols or phenol-alcohols.	483,579.12	1,373,803	63,016,344	1,464,820
290810	Derivatives containing only halogen substituents and their, salts	43,101.99	158,881	7,287,871	164,767
	INDIA	153.08	2,251	103,253	2,264
	JAPAN	34,951.31	119,542	5,483,392	124,411
	PEOPLE'S REPUBLIC OF CHINA	146.33	5,321	244,074	5,471
	SINGAPORE	6,433.54	12,054	552,917	12,560
	UNITED STATES OF AMERICA	1,417.73	19,713	904,235	20,061
290820	Derivatives containing only sulpho groups, their salts and esters	31,515.25	32,734	1,501,509	34,483
	PEOPLE'S REPUBLIC OF CHINA	2,176.00	10,200	467,874	10,550
	REPUBLIC OF KOREA	29,280.58	20,261	929,372	21,608
	SINGAPORE	20.71	2,150	98,621	2,179
	UNITED STATES OF AMERICA	37.96	123	5,642	146
290890	Other halogenated, sulphonated, nitrated or nitrosated derivatives of phenols or phenol-alcohols	408,961.88	1,182,188	54,226,964	1,265,570
	GERMANY	11,426.06	24,535	1,125,420	25,138
	JAPAN	336,277.96	1,115,265	51,157,206	1,195,350
	REPUBLIC OF KOREA	61,257.86	42,388	1,944,338	45,082

TABLE 8 - Continued

PSCC CODE	COMMODITY AND COUNTRY OF ORIGIN	GROSS WEIGHT (GK)	FOB VALUE		CIF
			DOLLARS	PESOS	DOLLARS
2909	Ethers, ether-alcohols, ether-phenols, ether-alcohol-phenols, alcohol peroxides, ether peroxides, ketone peroxides (whether or not chemically defined), and their halogenated, sulphonated, nitrated or nitrosated derivatives.	12,451,876.96	14,108,005	647,134,193	14,967,377
290911	Diethyl ether	17,897.84	102,551	4,704,014	106,094
	AUSTRALIA	93.88	99	4,541	105
	DENMARK	59.79	623	28,577	649
	GERMANY	614.54	4,395	201,599	4,699
	PEOPLE'S REPUBLIC OF CHINA	867.50	3,487	159,949	3,720
	SINGAPORE	46.00	1,693	77,658	1,716
	SPAIN	778.14	2,612	119,812	3,111
	THAILAND	3,427.98	14,283	655,161	14,949
	UNITED STATES OF AMERICA	12,010.01	75,359	3,456,717	77,145
290919	Other acyclic ethers and their halogenated, sulphonated, nitrated or nitrosated derivatives	816,136.20	769,935	35,316,921	819,196
	GERMANY	21.01	219	10,046	228
	HONG KONG, CHINA	29,255.55	14,672	673,005	15,089
	INDIA	24,275.71	21,874	1,003,361	23,602
	INDONESIA	113,927.67	39,233	1,799,618	44,662
	JAPAN	51.97	215	9,862	222
	NETHERLANDS	5,815.77	16,696	765,846	19,342
	PEOPLE'S REPUBLIC OF CHINA	473,758.48	461,750	21,180,472	484,782
	SINGAPORE	1,989.75	39,364	1,805,627	41,594
	TAIWAN (REP. OF CHINA)	67,420.48	48,737	2,235,566	51,961
	THAILAND	97,488.87	64,702	2,967,881	70,325
	UNITED STATES OF AMERICA	2,130.94	62,473	2,865,637	67,389
290920	Cyclanic, cyclenic or cycloterpenic ethers and their halogenated, sulphonated, nitrated or nitrosated derivatives	1,711.46	2,722	124,858	2,796
	PEOPLE'S REPUBLIC OF CHINA	1,711.46	2,722	124,858	2,796
290930	Aromatic ethers and their halogenated, sulphonated, nitrated or nitrosated derivatives	118,472.69	165,657	7,598,687	176,120
	GERMANY	41.78	1,268	58,163	1,405
	INDIA	469.83	7,462	342,282	7,478
	JAPAN	8,858.06	28,485	1,306,607	32,414
	PEOPLE'S REPUBLIC OF CHINA	9,336.29	53,696	2,463,036	55,643
	SINGAPORE	7.74	926	42,476	973
	SPAIN	219.98	7,629	349,942	8,667
	THAILAND	99,479.09	63,347	2,905,727	66,389
	UK OF GREAT BRITAIN AND N. IRELAND	56.58	316	14,495	451
	UNITED STATES OF AMERICA	3.34	2,528	115,959	2,700
290941	2,2' -Oxydiethanol (diethylene glycol, digol)	4,121,633.37	3,194,854	146,547,953	3,407,365
	JAPAN	43,506.08	101,040	4,634,705	107,781
	MALAYSIA	1,361,876.48	921,621	42,274,755	986,906
	NETHERLANDS	8,620.63	6,430	294,944	6,611
	REPUBLIC OF KOREA	26,817.28	21,399	981,572	23,176
	SINGAPORE	1,083,792.34	813,249	37,303,732	895,904
	TAIWAN (REP. OF CHINA)	417,135.17	391,006	17,935,445	405,022
	THAILAND	1,179,885.39	940,109	43,122,800	981,965
290942	Monomethyl ethers of ethylene glycol or of diethylene glycol	571,316.98	541,785	24,851,679	575,866
	AUSTRALIA	8,654.86	19,506	894,740	20,563
	FRANCE	986.81	6,390	293,109	6,578
	GERMANY	14,427.38	23,714	1,087,761	26,406
	INDIA	12,220.44	7,995	366,731	8,222
	INDONESIA	23,534.63	15,826	725,939	16,155
	ISRAEL	14,300.64	15,938	731,076	17,029
	JAPAN	280.06	975	44,723	1,044
	PEOPLE'S REPUBLIC OF CHINA	2,230.19	4,301	197,287	5,267
	POLAND	4.98	73	3,349	175
	REPUBLIC OF KOREA	1,692.28	3,355	153,894	3,446
	SINGAPORE	13,693.41	20,119	922,859	22,787
	TAIWAN (REP. OF CHINA)	14,831.93	7,484	343,291	7,697
	UNITED STATES OF AMERICA	464,459.37	416,109	19,086,920	440,497

TABLE 8 - Continued

PSCC CODE	COMMODITY AND COUNTRY OF ORIGIN	GROSS WEIGHT (GK)	FOB VALUE		CIF
			DOLLARS	PESOS	DOLLARS
290943	Monobutyl ethers of ethylene glycol or of diethylene glycol	4,985,593.41	5,829,854	267,415,403	6,177,620
	GEORGIA	9,075.84	80,629	3,698,452	82,903
	HONG KONG, CHINA	9,195.65	7,641	350,493	8,057
	JAPAN	467,264.96	286,195	13,127,765	327,249
	MALAYSIA	2,413,698.38	2,930,703	134,431,347	3,017,927
	REPUBLIC OF KOREA	1,358,500.60	1,642,907	75,360,144	1,817,174
	SINGAPORE	221,042.27	137,213	6,293,960	141,018
	TAIWAN (REP. OF CHINA)	164,344.61	249,405	11,440,207	257,018
	UNITED STATES OF AMERICA	342,471.10	495,161	22,713,035	526,274
290944	Other monoalkylethers of ethylene glycol or of diethylene glycol	233,696.39	203,626	9,340,325	264,016
	INDONESIA	24,524.69	16,531	758,277	18,375
	UNITED STATES OF AMERICA	209,171.70	187,095	8,582,048	245,641
290949	Other ether-alcohols and their halogenated, sulphonated, nitrated, or nitrosated derivatives	1,198,374.49	1,748,854	80,219,932	1,828,381
	FRANCE	2,015.50	13,178	604,475	15,244
	GERMANY	18,393.78	73,305	3,362,500	84,056
	INDIA	40,045.52	73,937	3,391,490	75,868
	ITALY	36.51	530	24,311	552
	JAPAN	3,706.29	27,274	1,251,058	29,269
	MALAYSIA	13,109.58	20,610	945,381	20,638
	NETHERLANDS	3,209.32	28,433	1,304,222	31,468
	PEOPLE'S REPUBLIC OF CHINA	103,361.50	121,753	5,584,810	128,774
	REPUBLIC OF KOREA	610,850.94	731,220	33,541,061	745,175
	SINGAPORE	37,030.75	65,946	3,024,943	68,079
	SWITZERLAND	33,010.99	117,659	5,397,018	134,308
	TAIWAN (REP. OF CHINA)	127,541.31	216,018	9,908,746	221,287
	THAILAND	17,834.54	40,214	1,844,616	41,588
	UNITED STATES OF AMERICA	188,227.96	218,777	10,035,301	232,075
290950	Ether-phenols, ether-alcohol-phenols and their halogenated, sulphonated, nitrated or nitrosated derivatives	40,100.84	336,295	15,425,852	353,322
	DENMARK	1,217.13	23,338	1,070,514	23,814
	GERMANY	93.12	2,336	107,152	2,360
	INDIA	5,163.79	88,601	4,064,128	91,774
	INDONESIA	745.17	2,852	130,821	6,285
	PEOPLE'S REPUBLIC OF CHINA	1,699.27	26,663	1,223,032	27,899
	SINGAPORE	1,198.48	22,141	1,015,608	23,225
	TAIWAN (REP. OF CHINA)	10,999.43	133,237	6,111,581	137,105
	UK OF GREAT BRITAIN AND N. IRELAND	196.70	5,586	256,230	5,717
	UNITED STATES OF AMERICA	18,787.75	31,541	1,446,786	35,143
290960	Alcohol peroxides, ether peroxides, ketone peroxides and their halogenated, sulphonated, nitrated or nitrosated derivatives	346,943.29	1,211,872	55,588,569	1,256,601
	INDIA	6,456.50	15,791	724,333	16,386
	INDONESIA	54,924.45	80,519	3,693,407	87,453
	JAPAN	2,783.00	11,170	512,368	12,244
	MALAYSIA	7,375.97	21,914	1,005,195	25,386
	NETHERLANDS	5,371.43	15,678	719,150	17,549
	PEOPLE'S REPUBLIC OF CHINA	221,681.25	597,862	27,423,930	620,656
	REPUBLIC OF KOREA	37,001.40	77,389	3,549,833	79,987
	SINGAPORE	10,466.57	388,676	17,828,568	393,871
	TAIWAN (REP. OF CHINA)	882.72	2,873	131,785	3,069
2910	Epoxides, epoxy alcohols, epoxy phenols and epoxy ethers, with a three-membered ring, and their halogenated, sulphonated, nitrated or nitrosated derivatives.	646,921.45	1,837,623	84,291,768	1,926,849
291010	Oxirane (ethylene oxide)	24,676.16	91,656	4,204,261	99,731
	JAPAN	26.90	1,579	72,429	1,646
	REPUBLIC OF KOREA	21,612.32	30,171	1,383,944	32,417
	TURKEY	159.23	7,831	359,208	8,799
	UK OF GREAT BRITAIN AND N. IRELAND	80.91	2,889	132,518	3,964
	UNITED STATES OF AMERICA	2,796.80	49,186	2,256,162	52,905
291020	Methyloxirane (propylene oxide)	8,725.84	22,910	1,050,882	23,522

TABLE 8 - Continued

PSCC CODE	COMMODITY AND COUNTRY OF ORIGIN	GROSS WEIGHT (GK)	FOB VALUE		CIF
			DOLLARS	PESOS	DOLLARS
	MALAYSIA	8,725.84	22,910	1,050,882	23,522
291030	1-Chloro-2, 3-epoxypropane (epichlorohydrin)	85,955.67	116,411	5,339,772	123,276
	JAPAN	2.24	43	1,972	45
	REPUBLIC OF KOREA	85,953.43	116,368	5,337,800	123,231
291090	Other epoxides, epoxyalcohols, epoxyphenols and epoxyethers, with a three-membered ring, and their halogenated, sulphonated, nitrated or nitrosated derivatives	527,563.78	1,606,646	73,696,853	1,680,320
	GERMANY	2,447.29	6,921	317,466	7,174
	JAPAN	309,585.79	1,220,915	56,003,371	1,267,890
	PEOPLE'S REPUBLIC OF CHINA	19.83	799	36,650	989
	REPUBLIC OF KOREA	116,746.59	78,139	3,584,236	84,335
	SINGAPORE	19,200.07	253,442	11,625,385	270,514
	TAIWAN (REP. OF CHINA)	31,963.72	16,678	765,020	17,252
	THAILAND	47,600.49	29,752	1,364,725	32,166
2911	Acetals and hemiacetals, whether or not with other oxygen function, and their halogenated, sulphonated, nitrated or nitrosated derivatives.	415.24	27,050	1,240,784	29,616
291100	Acetates and hemiacetals, whether or not with other oxygen function, and their halogenated, sulphonated, nitrated or nitrosated derivatives	415.24	27,050	1,240,784	29,616
	HONG KONG, CHINA	77.99	355	16,284	417
	PEOPLE'S REPUBLIC OF CHINA	189.67	5,794	265,771	7,170
	SINGAPORE	1.20	149	6,835	155
	UNITED STATES OF AMERICA	146.38	20,752	951,894	21,874
2912	Aldehydes, whether or not with other oxygen function; cyclic polymers of aldehydes; paraformaldehyde.	4,047,889.33	4,858,130	222,842,423	5,089,700
291211	Methanal (formaldehyde)	2,997,512.82	865,360	39,694,063	934,571
	GERMANY	1.78	33	1,514	40
	JAPAN	2,403.49	14,783	678,096	15,356
	MALAYSIA	337,672.81	115,193	5,283,903	124,076
	SPAIN	86.26	544	24,953	566
	TAIWAN (REP. OF CHINA)	2,650,506.06	714,387	32,768,932	773,719
	THAILAND	2,154.13	5,882	269,807	5,898
	UK OF GREAT BRITAIN AND N. IRELAND	63.59	1,433	65,732	1,452
	UNITED STATES OF AMERICA	4,624.70	13,105	601,126	13,464
291212	Ethanal (acetaldehyde)	576.46	16,277	746,626	22,327
	GERMANY	8.95	102	4,679	108
	JAPAN	6.84	282	12,935	442
	SINGAPORE	124.71	5,139	235,726	5,907
	UK OF GREAT BRITAIN AND N. IRELAND	33.78	1,542	70,732	1,562
	UNITED STATES OF AMERICA	402.18	9,212	422,554	14,308
291213	Butanal (butyraldehyde, normal isomer)	22,877.83	72,995	3,348,280	76,989
	GERMANY	3,232.09	11,276	517,230	11,599
	PEOPLE'S REPUBLIC OF CHINA	15,357.82	35,896	1,646,550	38,352
	SINGAPORE	3,422.42	10,159	465,993	10,855
	UK OF GREAT BRITAIN AND N. IRELAND	739.39	8,035	368,565	8,411
	UNITED STATES OF AMERICA	126.11	7,629	349,942	7,772
291219	Other acyclic, whether or not with other oxygen function	323,761.15	389,768	17,878,658	407,624
	MALAYSIA	53,183.92	15,159	695,343	17,529
	PEOPLE'S REPUBLIC OF CHINA	121,026.09	268,130	12,299,123	275,922
	SINGAPORE	31,931.47	57,674	2,645,506	60,663
	TAIWAN (REP. OF CHINA)	116,875.43	31,172	1,429,860	35,576
	UK OF GREAT BRITAIN AND N. IRELAND	722.07	7,753	355,630	7,775
	UNITED STATES OF AMERICA	22.17	9,880	453,196	10,159
291221	Benzaldehyde	3,392.46	14,113	647,364	14,870

TABLE 8 - Continued

PSCC CODE	COMMODITY AND COUNTRY OF ORIGIN	GROSS WEIGHT (GK)	FOB VALUE		CIF
			DOLLARS	PESOS	DOLLARS
	PEOPLE'S REPUBLIC OF CHINA	362.91	2,386	109,446	2,419
	SINGAPORE	65.32	425	19,495	827
	UK OF GREAT BRITAIN AND N. IRELAND	2,916.43	11,063	507,460	11,375
	UNITED STATES OF AMERICA	47.80	239	10,963	249
291229	Other cyclic aldehydes without other oxygen function	1,032.25	11,603	532,230	12,192
	PEOPLE'S REPUBLIC OF CHINA	530.09	3,921	179,856	4,043
	SPAIN	352.17	6,156	282,376	6,408
	UK OF GREAT BRITAIN AND N. IRELAND	149.99	1,526	69,998	1,741
291230	Aldehyde-alcohols	19,119.54	45,975	2,108,873	47,475
	NETHERLANDS	559.65	753	34,540	774
	PEOPLE'S REPUBLIC OF CHINA	167.78	2,879	132,060	2,969
	REPUBLIC OF KOREA	448.20	13,867	636,079	14,248
	TAIWAN (REP. OF CHINA)	17,925.72	28,166	1,291,974	29,160
	UK OF GREAT BRITAIN AND N. IRELAND	18.19	310	14,220	324
291241	Vanillin (4-hydroxy-3- methoxybenzaldehyde)	183,244.42	2,263,155	103,810,919	2,341,053
	FRANCE	24,635.04	373,814	17,146,848	387,637
	NETHERLANDS	679.87	10,112	463,837	10,483
	NORWAY	387.84	5,689	260,954	6,015
	PEOPLE'S REPUBLIC OF CHINA	61,855.17	603,441	27,679,839	609,659
	SINGAPORE	10,496.15	110,084	5,049,553	114,725
	UNITED STATES OF AMERICA	85,190.35	1,160,015	53,209,888	1,212,534
291242	Ethylvanillin (3-ethoxy-4-hydroxybenzaldehyde)	45,823.20	653,383	29,970,679	677,024
	NORWAY	7,942.35	106,142	4,868,734	110,480
	PEOPLE'S REPUBLIC OF CHINA	17,543.31	209,088	9,590,867	211,147
	UNITED STATES OF AMERICA	20,337.54	338,153	15,511,078	355,397
291249	Other aldehyde-ethers, aldehyde-phenols and aldehydes with other oxygen function	8,762.62	33,388	1,531,508	34,236
	REPUBLIC OF KOREA	1,353.45	23,715	1,087,807	24,187
	TAIWAN (REP. OF CHINA)	7,409.17	9,673	443,701	10,049
291250	Cyclic polymers of aldehydes	65,097.06	352,954	16,190,000	369,077
	GERMANY	87.79	920	42,200	954
	PEOPLE'S REPUBLIC OF CHINA	31,190.32	187,618	8,606,038	199,055
	SWITZERLAND	33,818.95	164,416	7,541,762	169,068
291260	Paraformaldehyde	376,689.52	139,159	6,383,223	152,262
	INDIA	136,966.04	50,699	2,325,563	55,271
	PEOPLE'S REPUBLIC OF CHINA	163,461.37	49,889	2,288,408	55,366
	SOUTH AFRICA, REP. OF	12,195.28	4,261	195,452	5,064
	TAIWAN (REP. OF CHINA)	31,688.66	22,794	1,045,561	23,736
	UK OF GREAT BRITAIN AND N. IRELAND	32,378.17	11,516	528,239	12,825
2913	Halogenated, sulphonated, nitrated or nitrosated derivatives of products of heading 29.12.	339.60	1,796	82,383	1,847
291300	Halogenated, sulphonated, nitrated or nitrosated derivatives of products of heading No. 29.12	339.60	1,796	82,383	1,847
	PEOPLE'S REPUBLIC OF CHINA	339.60	1,796	82,383	1,847
2914	Ketones and quinones, whether or not with other oxygen function, and their halogenated, sulphonated, nitrated or nitrosated derivatives.	16,847,783.08	17,845,858	818,589,504	20,522,937
291411	Acetone	3,987,124.52	2,308,042	105,869,886	3,743,396
	AUSTRALIA	496.91	614	28,164	643
	GERMANY	791.32	7,924	363,474	8,268
	JAPAN	403,964.60	185,802	8,522,738	199,535
	MALAYSIA	448,694.00	224,347	10,290,797	263,481
	PEOPLE'S REPUBLIC OF CHINA	3,634.63	22,052	1,011,525	23,132
	REPUBLIC OF KOREA	37,410.67	38,766	1,778,196	43,532

TABLE 8 - Continued

PSCC CODE	COMMODITY AND COUNTRY OF ORIGIN	GROSS WEIGHT (GK)	FOB VALUE		CIF DOLLARS
			DOLLARS	PESOS	
	SINGAPORE	2,171,273.08	1,191,291	54,644,518	1,317,033
	SPAIN	1,043.14	3,501	160,591	4,170
	TAIWAN (REP. OF CHINA)	897,867.48	572,706	26,270,024	1,819,846
	THAILAND	15,259.29	22,257	1,020,929	22,591
	UNITED STATES OF AMERICA	6,689.40	38,782	1,778,930	41,165
291412	Butanone (methyl ethyl ketone)	9,132,446.00	9,996,584	458,543,307	10,922,840
	AUSTRALIA	186.95	198	9,082	212
	CROATIA	165.58	217	9,954	547
	GERMANY	348.70	3,005	137,839	3,167
	INDIA	848.87	62,905	2,885,452	64,207
	JAPAN	1,203,476.36	1,044,117	47,893,647	1,066,762
	MALAYSIA	2.30	36	1,651	49
	PEOPLE'S REPUBLIC OF CHINA	7,582,745.31	8,398,523	385,240,250	9,231,794
	REPUBLIC OF KOREA	342,965.65	460,739	21,134,098	527,642
	SINGAPORE	1,370.11	21,623	991,847	22,235
	THAILAND	90.47	244	11,192	270
	UK OF GREAT BRITAIN AND N. IRELAND	125.33	447	20,504	1,090
	UNITED STATES OF AMERICA	120.37	4,530	207,791	4,865
291413	4-Methylpentan-2-one (methyl isobutyl ketone)	1,904,260.78	1,926,263	88,357,684	2,029,845
	GERMANY	140.52	660	30,274	735
	JAPAN	1,846,990.85	1,851,820	84,942,983	1,950,866
	REPUBLIC OF KOREA	56,152.80	62,903	2,885,361	66,074
	SINGAPORE	638.68	8,563	392,785	9,679
	THAILAND	17.70	102	4,679	119
	UNITED STATES OF AMERICA	320.23	2,215	101,602	2,372
291419	Other acyclic ketones without other oxygen function	51,911.78	211,367	9,695,404	219,397
	AUSTRALIA	468.15	6,229	285,724	6,987
	FRANCE	15,602.62	27,774	1,273,993	27,841
	INDIA	9,218.03	20,124	923,088	20,140
	ISRAEL	329.50	17,607	807,633	19,328
	JAPAN	1,084.66	573	26,284	616
	MALAYSIA	39.68	25,948	1,190,235	26,935
	PEOPLE'S REPUBLIC OF CHINA	265.17	14,853	681,307	15,474
	REPUBLIC OF KOREA	23,727.72	84,790	3,889,317	87,059
	SINGAPORE	621.77	5,280	242,194	5,730
	UK OF GREAT BRITAIN AND N. IRELAND	512.20	5,685	260,771	6,074
	UNITED STATES OF AMERICA	42.28	2,504	114,858	3,213
291421	Camphor	100,269.69	231,145	10,602,620	240,141
	HONG KONG, CHINA	25,510.80	14,690	673,830	14,993
	INDIA	324.72	382	17,522	428
	MALAYSIA	442.96	166	7,614	205
	PEOPLE'S REPUBLIC OF CHINA	73,940.94	212,244	9,735,632	220,651
	REPUBLIC OF KOREA	24.25	848	38,898	970
	SINGAPORE	26.02	2,815	129,124	2,894
291422	Cyclohexanone and methylcyclohexanones	205,774.18	246,191	11,292,781	257,269
	GERMANY	0.34	29	1,330	31
	JAPAN	45.78	421	19,311	458
	PEOPLE'S REPUBLIC OF CHINA	12,225.58	18,140	832,082	18,947
	REPUBLIC OF KOREA	12,929.08	7,759	355,905	8,077
	SINGAPORE	515.13	5,233	240,038	5,428
	TAIWAN (REP. OF CHINA)	169,763.11	203,924	9,353,994	212,831
	UNITED STATES OF AMERICA	10,295.16	10,685	490,121	11,497
291423	Ionones and methylionones	117.53	1,842	84,493	1,903
	UK OF GREAT BRITAIN AND N. IRELAND	10.56	241	11,055	257
	UNITED STATES OF AMERICA	106.97	1,601	73,438	1,646
291429	Other cyanic, cyclenic or cycloterpenic ketones without other oxygen function	101,038.36	492,277	22,580,746	555,523
	DEMOCRATIC PEOPLE'S REP. OF KOREA	26.63	640	29,357	640
	FRANCE	14,738.61	26,236	1,203,445	28,525
	HONG KONG, CHINA	11,943.64	88,421	4,055,871	100,869

TABLE 8 - Continued

PSCC CODE	COMMODITY AND COUNTRY OF ORIGIN	GROSS WEIGHT (GK)	FOB VALUE		CIF
			DOLLARS	PESOS	DOLLARS
	PEOPLE'S REPUBLIC OF CHINA	51,292.29	164,050	7,524,974	175,215
	REPUBLIC OF KOREA	1,249.94	2,806	128,711	3,016
	SINGAPORE	191.14	2,220	101,831	2,815
	TAIWAN (REP. OF CHINA)	21,541.72	204,753	9,392,020	241,149
	UK OF GREAT BRITAIN AND N. IRELAND	8.03	2,087	95,731	2,200
	UNITED STATES OF AMERICA	46.36	1,064	48,806	1,094
291431	Phenylacetone (phenylpropan-2-one)	558.10	1,344	61,649	1,382
	UK OF GREAT BRITAIN AND N. IRELAND	558.10	1,344	61,649	1,382
291439	Other aromatic ketones without other oxygen function	70,950.03	210,274	9,645,268	220,030
	GERMANY	0.84	41	1,881	46
	INDIA	274.14	2,581	118,390	2,708
	ITALY	184.91	1,052	48,255	1,124
	JAPAN	0.18	35	1,605	37
	PEOPLE'S REPUBLIC OF CHINA	17,304.25	136,513	6,261,851	141,930
	REPUBLIC OF KOREA	47,864.99	22,318	1,023,727	26,029
	SINGAPORE	3,057.09	37,288	1,710,401	37,696
	SPAIN	20.68	67	3,073	67
	THAILAND	2,242.95	10,379	476,085	10,393
291440	Ketone-alcohols and ketone-aldehydes	88,114.09	151,722	6,959,488	157,290
	ISRAEL	65,497.32	77,020	3,532,907	78,215
	ITALY	324.06	3,355	153,894	3,450
	JAPAN	1,558.76	21,337	978,728	23,446
	PEOPLE'S REPUBLIC OF CHINA	2,350.63	15,067	691,123	15,873
	REPUBLIC OF KOREA	3,848.56	15,416	707,132	16,047
	TAIWAN (REP. OF CHINA)	14,529.75	18,864	865,292	19,517
	UK OF GREAT BRITAIN AND N. IRELAND	5.01	663	30,412	742
291450	Ketone-phenols and ketones with other oxygen function	1,090,910.45	1,184,854	54,349,253	1,249,206
	FRANCE	2,561.45	41,384	1,898,284	42,553
	GERMANY	5.02	621	28,485	871
	INDIA	5,901.09	72,316	3,317,135	74,537
	ITALY	2,217.96	26,906	1,234,178	27,074
	PEOPLE'S REPUBLIC OF CHINA	6,439.32	27,391	1,256,425	38,649
	SINGAPORE	123.62	7,017	321,870	7,150
	TAIWAN (REP. OF CHINA)	91.10	1,213	55,640	1,423
	THAILAND	1,073,483.70	1,004,141	46,059,948	1,052,651
	UK OF GREAT BRITAIN AND N. IRELAND	80.23	2,777	127,381	3,178
	UNITED STATES OF AMERICA	6.96	1,088	49,907	1,120
291469	Other quinones	107,273.43	812,981	37,291,439	851,369
	BELGIUM	1,338.79	5,077	232,882	5,285
	FRANCE	1,217.89	17,708	812,266	17,867
	HONG KONG, CHINA	770.06	22,860	1,048,588	26,847
	INDIA	2,453.86	6,245	286,458	6,456
	JAPAN	972.00	16,004	734,103	16,810
	NETHERLANDS	4.36	455	20,871	468
	PEOPLE'S REPUBLIC OF CHINA	987.38	23,273	1,067,533	23,540
	REPUBLIC OF KOREA	12,745.38	77,671	3,562,769	79,937
	SINGAPORE	37,522.94	500,972	22,979,586	527,627
	SPAIN	49,094.53	139,026	6,377,123	142,623
	SWITZERLAND	67.14	1,046	47,980	1,084
	UNITED STATES OF AMERICA	99.10	2,644	121,280	2,825
291470	Halogenated, sulphonated, nitrated or nitrosated derivatives	7,034.14	70,972	3,255,486	73,346
	GERMANY	5.68	337	15,458	358
	PEOPLE'S REPUBLIC OF CHINA	6,140.66	49,602	2,275,244	51,057
	SINGAPORE	887.80	21,033	964,784	21,931
2915	Saturated acyclic monocarboxylic acids and their anhydrides, halides, peroxides and peroxyacids; their halogenated, sulphonated, nitrated or nitrosated derivatives.	53,559,651.14	45,714,091	2,096,905,351	48,888,953
291511	Formic acid	1,245,229.80	1,603,131	73,535,617	1,668,944
	GERMANY	120,815.03	121,991	5,595,727	129,154

TABLE 8 - Continued

PSCC CODE	COMMODITY AND COUNTRY OF ORIGIN	GROSS WEIGHT (GK)	FOB VALUE		CIF DOLLARS
			DOLLARS	PESOS	
	HONG KONG, CHINA	54,578.55	85,935	3,941,838	89,103
	INDIA	12,495.29	20,723	950,564	21,311
	JAPAN	22,793.55	63,766	2,924,946	65,152
	MALAYSIA	3,697.95	14,023	643,235	17,144
	NORWAY	645,042.76	1,003,475	46,029,398	1,047,364
	PEOPLE'S REPUBLIC OF CHINA	260,793.16	133,091	6,104,884	138,870
	REPUBLIC OF KOREA	1,389.12	3,535	162,150	3,775
	SWEDEN	123,595.45	156,079	7,159,344	156,483
	UNITED STATES OF AMERICA	28.94	513	23,531	588
291512	Salts of formic acid	172,501.38	121,083	5,554,078	127,616
	GERMANY	123,189.69	87,054	3,993,167	91,228
	PEOPLE'S REPUBLIC OF CHINA	1,726.18	1,178	54,035	1,455
	SINGAPORE	591.81	719	32,981	739
	SPAIN	12,020.50	11,725	537,826	12,808
	TAIWAN (REP. OF CHINA)	32,706.06	10,872	498,699	11,199
	UNITED STATES OF AMERICA	2,267.14	9,535	437,370	10,187
291513	Esters of formic acid	758,029.42	719,397	32,998,740	784,297
	INDIA	12,696.23	21,588	990,242	21,641
	MALAYSIA	1,303.70	2,405	110,317	2,510
	PEOPLE'S REPUBLIC OF CHINA	733,505.29	649,152	29,776,602	710,131
	UK OF GREAT BRITAIN AND N. IRELAND	59.60	297	13,623	318
	UNITED STATES OF AMERICA	10,464.60	45,955	2,107,956	49,697
291521	Acetic acid	9,373,161.86	5,161,611	236,763,098	5,522,534
	GERMANY	4,821.49	17,801	816,532	18,468
	INDIA	27,243.07	143,757	6,594,134	149,887
	ITALY	2,349.71	2,056	94,309	2,064
	JAPAN	123.02	1,981	90,868	2,044
	PEOPLE'S REPUBLIC OF CHINA	733,341.55	342,091	15,691,714	387,728
	REPUBLIC OF KOREA	7,904,040.46	4,028,871	184,804,313	4,286,519
	SINGAPORE	168,560.83	62,187	2,852,518	83,207
	TAIWAN (REP. OF CHINA)	479,666.63	342,232	15,698,182	366,972
	THAILAND	27,421.40	54,455	2,497,851	57,405
	UK OF GREAT BRITAIN AND N. IRELAND	13.21	103	4,725	106
	UNITED STATES OF AMERICA	25,580.49	166,077	7,617,952	168,134
291522	Sodium acetate	215,545.07	453,657	20,809,247	486,041
	AUSTRALIA	161.33	484	22,201	561
	CANADA	3,609.71	27,393	1,256,517	42,353
	FRANCE	605.54	3,086	141,555	3,182
	GERMANY	91.88	2,034	93,300	2,260
	INDIA	309.29	5,539	254,074	6,471
	INDONESIA	78.51	227	10,412	242
	JAPAN	2,737.45	85,927	3,941,471	87,106
	PEOPLE'S REPUBLIC OF CHINA	143,861.58	119,010	5,458,989	123,594
	REPUBLIC OF KOREA	2,662.52	9,867	452,599	10,721
	SINGAPORE	29,474.55	68,488	3,141,545	72,628
	SPAIN	16,325.09	52,138	2,391,570	52,262
	UK OF GREAT BRITAIN AND N. IRELAND	12,842.73	66,509	3,050,768	71,059
	UNITED STATES OF AMERICA	2,784.89	12,955	594,246	13,602
291523	Cobalt acetates	3,480.24	21,586	990,150	23,093
	HONG KONG, CHINA	3,480.24	21,586	990,150	23,093
291524	Acetic anhydride	10,738.82	56,953	2,612,434	61,255
	GERMANY	19.93	93	4,266	99
	NETHERLANDS	10,137.12	52,845	2,424,000	57,132
	UNITED STATES OF AMERICA	581.77	4,015	184,168	4,024
291529	Other acetic acid and its salts	199,662.42	350,954	16,098,259	401,167
	CANADA	3,647.90	28,566	1,310,322	56,628
	FRANCE	504.32	1,386	63,576	1,443
	GERMANY	4,112.76	29,325	1,345,138	30,537
	INDIA	53,759.45	58,932	2,703,211	62,559
	INDONESIA	99.65	277	12,706	336

TABLE 8 - Continued

PSCC CODE	COMMODITY AND COUNTRY OF ORIGIN	GROSS WEIGHT (GK)	FOB VALUE		CIF DOLLARS
			DOLLARS	PESOS	
	JAPAN	696.84	1,815	83,254	2,015
	MALAYSIA	1,677.06	5,324	244,212	5,324
	NETHERLANDS	21,630.69	112,212	5,147,164	119,743
	PEOPLE'S REPUBLIC OF CHINA	99,579.08	85,991	3,944,407	93,214
	SINGAPORE	83.18	15,306	702,086	17,514
	THAILAND	13,871.49	11,820	542,183	11,854
291531	Ethyl acetate	20,070,931.95	12,518,330	574,215,798	13,691,768
	GERMANY	71.31	1,197	54,906	1,236
	HONG KONG, CHINA	2,199,585.46	549,896	25,223,730	644,780
	INDIA	20,899.08	38,183	1,751,454	40,774
	INDONESIA	6,909.91	13,688	627,869	14,602
	JAPAN	49.39	1,617	74,172	1,729
	MALAYSIA	3,593.47	9,719	445,811	10,382
	PEOPLE'S REPUBLIC OF CHINA	17,386,293.66	11,527,896	528,784,590	12,534,997
	REPUBLIC OF KOREA	12,669.80	24,206	1,110,329	25,706
	SINGAPORE	421,809.44	321,515	14,747,893	384,988
	TAIWAN (REP. OF CHINA)	13,718.37	19,661	901,850	21,034
	THAILAND	3,899.95	5,362	245,955	5,801
	UNITED STATES OF AMERICA	1,432.11	5,390	247,239	5,739
291532	Vinyl acetate	4,538,126.63	3,939,031	180,683,352	4,280,645
	REPUBLIC OF KOREA	277,842.01	339,863	15,589,516	353,884
	SINGAPORE	4,233,533.71	3,576,520	164,054,972	3,903,517
	TAIWAN (REP. OF CHINA)	26,750.91	22,648	1,038,864	23,244
291533	n-Butyl acetate	3,231,094.48	2,776,963	127,379,293	2,920,534
	BRAZIL	13,055.81	10,649	488,470	11,238
	JAPAN	893.64	4,754	218,066	4,887
	MALAYSIA	3,001,912.13	2,568,520	117,818,012	2,704,716
	REPUBLIC OF KOREA	395.98	2,575	118,115	2,814
	SINGAPORE	6,411.88	3,963	181,783	4,302
	TAIWAN (REP. OF CHINA)	207,450.89	180,446	8,277,058	185,965
	UK OF GREAT BRITAIN AND N. IRELAND	974.15	6,056	277,789	6,612
291534	Isobutyl acetate	824,792.70	900,795	41,319,467	940,863
	BRAZIL	147,406.15	106,174	4,870,201	110,291
	GERMANY	8.26	522	23,944	538
	INDIA	133,752.57	166,078	7,617,998	167,107
	JAPAN	71.77	253	11,605	302
	MALAYSIA	5,390.23	9,542	437,692	10,194
	PEOPLE'S REPUBLIC OF CHINA	201,342.47	235,642	10,808,899	251,432
	REPUBLIC OF KOREA	27,979.72	40,797	1,871,358	42,437
	SINGAPORE	25,319.82	21,351	979,370	23,200
	TAIWAN (REP. OF CHINA)	275,229.11	272,579	12,503,199	285,358
	THAILAND	27.52	291	13,348	313
	UK OF GREAT BRITAIN AND N. IRELAND	1,754.87	10,026	459,893	10,454
	UNITED STATES OF AMERICA	6,510.21	37,540	1,721,960	39,237
291539	Other esters of acetic acid	2,118,795.63	2,506,344	114,965,997	2,646,815
	AUSTRALIA	4,450.85	6,317	289,761	6,651
	BRAZIL	201,053.34	122,547	5,621,231	128,538
	DENMARK	78.58	1,997	91,602	2,108
	GERMANY	18.23	168	7,706	174
	INDIA	71,244.99	83,983	3,852,300	91,156
	JAPAN	27,092.62	137,789	6,320,381	142,747
	MALAYSIA	30,352.82	26,638	1,221,885	34,362
	PEOPLE'S REPUBLIC OF CHINA	1,261,740.35	1,530,139	70,187,476	1,595,674
	REPUBLIC OF KOREA	16,909.06	9,722	445,948	10,462
	SINGAPORE	1,354.97	21,235	974,049	24,301
	SPAIN	22.46	400	18,348	415
	TAIWAN (REP. OF CHINA)	428,306.13	382,022	17,523,349	402,759
	THAILAND	81.95	692	31,742	815
	UK OF GREAT BRITAIN AND N. IRELAND	472.44	4,089	187,562	4,358
	UNITED STATES OF AMERICA	75,616.84	178,606	8,192,657	202,295
291540	Mono-, di- or trichloroacetic acids, their salts and esters	47,086.83	82,664	3,791,798	86,853
	GERMANY	701.25	5,776	264,945	6,055

TABLE 8 - Continued

PSCC CODE	COMMODITY AND COUNTRY OF ORIGIN	GROSS WEIGHT (GK)	FOB VALUE		CIF DOLLARS
			DOLLARS	PESOS	
	MALAYSIA	34,011.17	52,109	2,390,240	54,836
	PEOPLE'S REPUBLIC OF CHINA	5.01	66	3,027	71
	SINGAPORE	3,516.19	9,532	437,233	10,337
	TAIWAN (REP. OF CHINA)	8,623.96	8,317	381,501	8,597
	THAILAND	149.55	4,755	218,112	4,765
	UNITED STATES OF AMERICA	79.70	2,109	96,740	2,192
291550	Propionic acid, its salts and esters	1,685,461.59	2,401,076	110,137,356	2,509,938
	BELGIUM	1,525.74	3,276	150,270	3,717
	CANADA	148,956.49	269,022	12,340,039	281,299
	COLOMBIA	32,563.53	22,265	1,021,296	23,700
	FRANCE	15,310.50	9,769	448,104	10,526
	GERMANY	93,033.32	167,534	7,684,785	176,944
	IRELAND	173.39	6,056	277,789	6,060
	JAPAN	7.83	676	31,008	770
	MALAYSIA	70,368.61	142,252	6,525,099	143,782
	NETHERLANDS	339,980.11	542,195	24,870,485	572,592
	PEOPLE'S REPUBLIC OF CHINA	716,247.16	651,774	29,896,873	673,054
	SINGAPORE	3,633.70	36,333	1,666,595	38,171
	SOUTH AFRICA, REP. OF	40,552.41	82,653	3,791,293	86,342
	SWEDEN	52,730.81	100,276	4,599,660	114,204
	TAIWAN (REP. OF CHINA)	45,774.12	74,983	3,439,470	75,853
	UK OF GREAT BRITAIN AND N. IRELAND	55.29	429	19,678	441
	UNITED STATES OF AMERICA	124,548.58	291,583	13,374,912	302,483
291560	Butyric acids, valeric acids, their salts and esters	1,703,648.56	3,127,727	143,468,836	3,237,274
	FRANCE	6,098.26	20,690	949,050	20,761
	GERMANY	11.65	606	27,797	631
	INDONESIA	144.30	438	20,091	1,203
	PEOPLE'S REPUBLIC OF CHINA	220,010.28	362,435	16,624,893	371,703
	SINGAPORE	1,473,558.00	2,713,171	124,453,154	2,809,243
	UK OF GREAT BRITAIN AND N. IRELAND	3,660.96	29,187	1,338,807	32,499
	UNITED STATES OF AMERICA	165.11	1,200	55,044	1,234
291570	Palmitic acid, stearic acid, their salts and esters	1,371,425.37	2,029,543	93,095,138	2,145,703
	AUSTRIA	19,748.55	1,712	78,529	1,724
	BELGIUM	49.69	378	17,339	389
	FRANCE	1,233.34	4,939	226,552	5,419
	GERMANY	25,128.02	127,334	5,840,810	142,981
	INDIA	59,358.42	125,400	5,752,098	132,307
	INDONESIA	155,228.56	99,450	4,561,772	104,642
	ITALY	871.54	797	36,558	850
	JAPAN	7,719.88	34,777	1,595,221	39,780
	MALAYSIA	484,786.71	667,350	30,611,345	694,657
	NETHERLANDS	37.09	330	15,137	353
	NEW ZEALAND	155.82	527	24,173	615
	PEOPLE'S REPUBLIC OF CHINA	311,447.74	427,661	19,616,810	454,736
	REPUBLIC OF KOREA	8,376.35	13,185	604,796	13,206
	SINGAPORE	242,722.50	430,825	19,761,943	445,259
	SWITZERLAND	14.19	116	5,321	169
	TAIWAN (REP. OF CHINA)	26,700.77	19,806	908,501	21,669
	THAILAND	19,542.58	30,072	1,379,403	37,891
	UK OF GREAT BRITAIN AND N. IRELAND	0.29	23	1,055	25
	UNITED STATES OF AMERICA	8,303.33	44,861	2,057,775	49,031
291590	Other saturated acyclic monocarboxylic acids and their anhydrides, halides, peroxides and peroxyacids; their halogenated, sulphonated, nitrated or nitrosated derivatives	5,989,938.39	6,943,246	318,486,693	7,353,613
	BELGIUM	1,993.88	24,707	1,133,310	26,397
	FRANCE	520.29	9,887	453,517	11,734
	GERMANY	26,388.55	157,148	7,208,378	161,583
	HONG KONG, CHINA	17,063.08	122,650	5,625,955	133,578
	INDIA	1,926,065.65	541,685	24,847,091	578,744
	INDONESIA	641,810.42	986,567	45,253,829	1,022,251
	ITALY	33.28	757	34,724	1,138
	JAPAN	800,192.28	293,662	13,470,276	316,216
	MALAYSIA	620,799.77	757,191	34,732,351	789,980
	NETHERLANDS	109,545.69	158,990	7,292,871	172,227
	NORWAY	45,855.41	188,438	8,643,651	196,550
	PEOPLE'S REPUBLIC OF CHINA	351,242.25	698,798	32,053,864	719,277

TABLE 8 - Continued

PSCC CODE	COMMODITY AND COUNTRY OF ORIGIN	GROSS WEIGHT (GK)	FOB VALUE		CIF DOLLARS
			DOLLARS	PESOS	
	REPUBLIC OF KOREA	70,424.68	161,331	7,400,253	167,352
	SINGAPORE	221,961.89	880,667	40,396,195	909,179
	TAIWAN (REP. OF CHINA)	281,414.24	552,191	25,329,001	604,079
	THAILAND	63,956.44	88,440	4,056,743	97,174
	UK OF GREAT BRITAIN AND N. IRELAND	280.05	9,828	450,810	10,294
	UNITED STATES OF AMERICA	810,390.54	1,310,309	60,103,874	1,435,860
2916	Unsaturated acyclic monocarboxylic acids, cyclic monocarboxylic acids, their anhydrides, halides, peroxides and peroxy acids; their halogenated, sulphonated, nitrated or nitrosated derivatives.				
		26,257,926.39	39,697,124	1,820,907,079	41,550,002
291611	Acrylic acid and its salts	150,506.18	190,732	8,748,877	197,229
	FRANCE	3.48	174	7,981	211
	INDONESIA	17,092.30	18,139	832,036	19,101
	ITALY	4,336.97	8,438	387,051	8,670
	JAPAN	2,524.48	4,288	196,691	4,546
	PEOPLE'S REPUBLIC OF CHINA	94,484.75	101,399	4,651,172	102,727
	REPUBLIC OF KOREA	13,702.71	17,564	805,661	18,818
	SINGAPORE	18,361.49	40,730	1,868,285	43,156
291612	Esters of acrylic acid	9,278,241.11	10,844,047	497,416,436	11,605,397
	INDONESIA	642,080.43	613,118	28,123,723	655,393
	JAPAN	311,050.39	320,997	14,724,132	340,187
	MALAYSIA	1,070,405.72	976,802	44,805,908	1,029,616
	PEOPLE'S REPUBLIC OF CHINA	324,965.76	427,072	19,589,793	444,116
	REPUBLIC OF KOREA	557,575.62	621,182	28,493,618	647,401
	SAUDI ARABIA	36,846.70	35,152	1,612,422	36,591
	SINGAPORE	3,773,277.06	5,238,572	240,293,298	5,621,204
	SOUTH AFRICA, REP. OF	304,652.35	283,105	12,986,026	300,133
	TAIWAN (REP. OF CHINA)	1,606,393.88	1,337,392	61,346,171	1,421,914
	THAILAND	13,264.15	28,677	1,315,414	28,729
	UK OF GREAT BRITAIN AND N. IRELAND	716.77	6,460	296,320	6,494
	UNITED STATES OF AMERICA	637,012.28	955,518	43,829,611	1,073,619
291613	Methacrylic acid and its salts	341,493.92	721,477	33,094,150	744,433
	JAPAN	31,826.05	67,983	3,118,380	70,121
	PEOPLE'S REPUBLIC OF CHINA	88,555.64	218,955	10,043,466	227,765
	REPUBLIC OF KOREA	129,140.41	274,698	12,600,397	280,806
	TAIWAN (REP. OF CHINA)	20,824.55	50,256	2,305,243	51,875
	THAILAND	14,863.91	32,282	1,480,775	33,193
	UNITED STATES OF AMERICA	56,283.36	77,303	3,545,889	80,673
291614	Esters of methacrylic acid	10,637,284.25	16,177,082	742,042,752	16,767,602
	GERMANY	476,939.54	772,364	35,428,337	789,045
	JAPAN	4,280,719.33	5,871,290	269,316,072	6,141,618
	LIECHTENSTEIN	0.83	30	1,376	33
	MALAYSIA	8,269.97	19,109	876,530	23,394
	NETHERLANDS	11,450.12	108,039	4,955,749	108,093
	PEOPLE'S REPUBLIC OF CHINA	724,805.06	1,396,861	64,074,014	1,432,760
	REPUBLIC OF KOREA	634,234.08	884,988	40,594,400	911,595
	SINGAPORE	1,562,113.61	2,594,371	119,003,798	2,670,128
	SPAIN	66.38	309	14,174	324
	SWITZERLAND	2,608.32	25,681	1,177,987	26,599
	TAIWAN (REP. OF CHINA)	2,313,622.60	3,376,130	154,863,083	3,496,881
	THAILAND	227,743.76	428,241	19,643,415	443,601
	UK OF GREAT BRITAIN AND N. IRELAND	1,781.73	1,580	72,475	1,941
	UNITED STATES OF AMERICA	391,918.58	690,053	31,652,731	713,342
	URUGUAY	1,010.34	8,036	368,611	8,248
291615	Oleic, linoleic or linolenic acids, their salts and esters	1,999,449.96	3,016,076	138,347,406	3,138,874
	AUSTRALIA	827.51	893	40,962	953
	BRAZIL	770.07	47,635	2,185,017	50,180
	FRANCE	171.77	2,628	120,546	2,767
	GERMANY	642.98	30,900	1,417,383	34,198
	HONG KONG, CHINA	1,318.10	7,952	364,758	8,373
	INDIA	348,156.72	944,717	43,334,169	975,027
	INDONESIA	205,152.83	265,720	12,188,576	273,548
	ITALY	35,247.34	62,657	2,874,077	65,669

TABLE 8 - Continued

PSCC CODE	COMMODITY AND COUNTRY OF ORIGIN	GROSS WEIGHT (GK)	FOB VALUE		CIF DOLLARS
			DOLLARS	PESOS	
	MALAYSIA	50,918.90	70,076	3,214,386	73,257
	PEOPLE'S REPUBLIC OF CHINA	1,273,967.02	1,375,523	63,095,240	1,432,822
	SINGAPORE	18,594.41	37,148	1,703,979	41,703
	SPAIN	18,105.16	104,811	4,807,681	107,328
	THAILAND	41,917.02	43,574	1,998,739	45,328
	UNITED STATES OF AMERICA	3,202.32	20,280	930,244	26,095
	VIETNAM	457.81	1,562	71,649	1,626
291619	Other unsaturated acyclic monocarboxylic acids, their anhydrides, halides, peroxides, peroxyacids and their derivatives	1,129,906.55	2,613,289	119,871,566	2,717,360
	CANADA	21,739.71	12,545	575,439	12,901
	GERMANY	782.05	33,145	1,520,361	33,273
	INDIA	61,473.40	184,959	8,484,069	194,664
	INDONESIA	63,290.06	77,313	3,546,347	79,008
	ITALY	17,900.50	31,311	1,436,236	33,971
	JAPAN	2,682.12	11,736	538,330	12,415
	MALAYSIA	809.67	7,315	335,539	7,614
	PEOPLE'S REPUBLIC OF CHINA	900,970.61	1,909,258	87,577,664	1,980,591
	SINGAPORE	52.63	9,910	454,572	10,687
	SPAIN	14,653.40	55,581	2,549,500	57,359
	TAIWAN (REP. OF CHINA)	18,974.97	146,161	6,704,405	151,695
	THAILAND	12,063.29	12,025	551,587	12,402
	UNITED STATES OF AMERICA	9,029.07	34,119	1,565,039	38,067
	URUGUAY	5,485.07	87,911	4,032,478	92,713
291620	Cyclanic, cyclenic or cycloterpenic monocarboxylic acids, their anhydrides, halides, peroxides, peroxyacids and their derivatives	4,110.90	95,356	4,373,979	100,279
	GERMANY	534.59	8,828	404,940	11,095
	PEOPLE'S REPUBLIC OF CHINA	3,510.48	84,614	3,881,244	87,092
	SINGAPORE	2.99	561	25,733	636
	UK OF GREAT BRITAIN AND N. IRELAND	52.19	1,124	51,558	1,220
	UNITED STATES OF AMERICA	10.65	229	10,504	236
291631	Benzoic acid, its salts and esters	2,357,711.78	4,291,396	196,846,336	4,462,368
	ESTONIA	131,713.84	249,896	11,462,730	265,038
	FRANCE	1.75	154	7,064	173
	GERMANY	10.17	470	21,559	493
	ITALY	2,795.10	7,820	358,703	7,836
	JAPAN	0.87	224	10,275	242
	MALAYSIA	6,551.55	42,769	1,961,814	43,387
	NETHERLANDS	547,883.24	1,150,053	52,752,931	1,192,993
	NEW ZEALAND	23.45	172	7,890	185
	PEOPLE'S REPUBLIC OF CHINA	1,102,390.35	1,450,845	66,550,260	1,490,364
	SEYCHELLES REPUBLIC	7.92	498	22,843	501
	SINGAPORE	1,183.92	6,258	287,054	7,273
	SPAIN	12,919.17	22,402	1,027,580	23,935
	TAIWAN (REP. OF CHINA)	4,052.17	16,739	767,818	17,404
	THAILAND	225.62	836	38,348	929
	UNITED STATES OF AMERICA	537,093.98	1,057,766	48,519,727	1,110,812
	URUGUAY	10,858.68	284,494	13,049,740	300,803
291632	Benzoyl peroxide and benzoyl chloride	266,598.07	650,893	29,856,463	682,494
	BELGIUM	687.15	5,598	256,780	7,619
	ITALY	4,744.97	14,289	655,436	17,783
	PEOPLE'S REPUBLIC OF CHINA	196,900.27	456,857	20,956,031	473,835
	POLAND	6,222.03	26,296	1,206,198	26,307
	REPUBLIC OF KOREA	5,286.11	8,419	386,180	8,650
	SINGAPORE	8,635.83	14,245	653,418	16,104
	SPAIN	22.63	57	2,615	61
	TAIWAN (REP. OF CHINA)	22,349.79	67,379	3,090,675	68,766
	UNITED STATES OF AMERICA	21,749.29	57,753	2,649,130	63,369
291634	Phenylacetic acid and its salts	154.53	2,375	108,941	2,475
	GERMANY	154.53	2,375	108,941	2,475
291639	Other aromatic monocarboxylic acids, their anhydrides, halides, peroxides, peroxyacids and their derivatives	92,469.14	1,094,401	50,200,173	1,131,491

TABLE 8 - Continued

PSCC CODE	COMMODITY AND COUNTRY OF ORIGIN	GROSS WEIGHT (GK)	FOB VALUE		CIF DOLLARS
			DOLLARS	PESOS	
	GERMANY	1,028.47	7,144	327,695	7,688
	INDIA	18,380.43	529,520	24,289,082	541,637
	JAPAN	13.51	163	7,477	182
	PEOPLE'S REPUBLIC OF CHINA	30,119.59	190,213	8,725,070	195,193
	SINGAPORE	9,344.71	100,384	4,604,614	102,688
	TAIWAN (REP. OF CHINA)	7,814.92	20,867	957,169	21,731
	UK OF GREAT BRITAIN AND N. IRELAND	101.81	1,491	68,392	1,542
	UNITED STATES OF AMERICA	25,665.70	244,619	11,220,674	260,830
2917	Polycarboxylic acids, their anhydrides, halides, peroxides and peroxyacids; their halogenated, sulphonated, nitrated or nitrosated derivatives.	23,734,097.21	24,500,303	1,123,828,898	25,932,251
291711	Oxalic acid, its salts and esters	2,255,189.93	514,736	23,610,941	549,097
	GERMANY	17.54	949	43,531	1,018
	JAPAN	291.94	824	37,797	929
	MEXICO	2,259.62	2,671	122,519	3,388
	PEOPLE'S REPUBLIC OF CHINA	2,252,585.19	508,928	23,344,527	542,312
	UNITED STATES OF AMERICA	35.64	1,364	62,567	1,450
291712	Adipic acid, its salts and esters	115,520.10	293,514	13,463,488	330,885
	GERMANY	16,950.60	37,551	1,722,464	43,984
	JAPAN	6,568.97	43,618	2,000,758	45,492
	MALAYSIA	961.57	4,256	195,223	4,379
	REPUBLIC OF KOREA	60,194.77	103,124	4,730,298	104,898
	SINGAPORE	4,151.61	27,364	1,255,187	28,812
	TAIWAN (REP. OF CHINA)	14,757.97	21,078	966,848	21,673
	THAILAND	5,339.48	18,240	836,669	19,089
	UNITED STATES OF AMERICA	6,595.13	38,283	1,756,041	62,558
291713	Azelaic acid, sebacic acid, their salts and esters	6,068.28	74,060	3,397,132	75,802
	PEOPLE'S REPUBLIC OF CHINA	6,068.28	74,060	3,397,132	75,802
291714	Maleic anhydride	1,079,125.29	1,129,812	51,824,476	1,168,483
	INDONESIA	19,001.22	17,408	798,505	18,599
	JAPAN	147,031.23	129,220	5,927,321	133,455
	PEOPLE'S REPUBLIC OF CHINA	29,562.27	28,026	1,285,553	28,830
	REPUBLIC OF KOREA	17,070.35	14,735	675,894	15,743
	TAIWAN (REP. OF CHINA)	866,259.23	938,658	43,056,242	970,019
	UNITED STATES OF AMERICA	200.99	1,765	80,961	1,837
291719	Other acyclic polycarboxylic acids, their anhydrides, halides, peroxides, peroxyacids and their derivatives	563,341.13	1,705,511	78,231,789	1,871,145
	CANADA	44,929.20	99,743	4,575,211	105,511
	FRANCE	13.77	284	13,027	304
	GERMANY	9,662.21	61,944	2,841,371	63,220
	HONG KONG, CHINA	4,688.24	10,709	491,222	11,141
	INDIA	88,408.34	203,738	9,345,462	209,604
	JAPAN	58,837.93	98,702	4,527,461	103,751
	PEOPLE'S REPUBLIC OF CHINA	90,996.62	174,054	7,983,857	181,920
	REPUBLIC OF KOREA	16,431.60	16,372	750,984	16,989
	SINGAPORE	48,726.09	85,505	3,922,114	90,177
	THAILAND	4,025.97	8,858	406,316	8,893
	UK OF GREAT BRITAIN AND N. IRELAND	5.81	157	7,202	168
	UNITED STATES OF AMERICA	196,615.35	945,445	43,367,562	1,079,467
291720	Cyclanic, cyclenic or cycloterpenic polycarboxylic acids, their anhydrides, halides, peroxides, peroxyacids and their derivatives	238,180.33	287,111	13,169,781	291,828
	GERMANY	15,871.25	30,043	1,378,072	31,100
	NETHERLANDS	57,018.32	175,610	8,055,231	175,976
	REPUBLIC OF KOREA	165,290.76	81,458	3,736,478	84,752
291731	Dibutyl orthophthalates	1,588,804.50	1,193,481	54,744,974	1,223,623
	AUSTRALIA	21,138.97	45,986	2,109,378	48,985
	JAPAN	105.71	1,184	54,310	1,382

TABLE 8 - Continued

PSCC CODE	COMMODITY AND COUNTRY OF ORIGIN	GROSS WEIGHT (GK)	FOB VALUE		CIF
			DOLLARS	PESOS	DOLLARS
	REPUBLIC OF KOREA	52,361.30	61,372	2,815,134	63,334
	SINGAPORE	0.81	87	3,991	90
	TAIWAN (REP. OF CHINA)	1,475,402.84	938,692	43,057,802	952,070
	UNITED STATES OF AMERICA	39,794.87	146,160	6,704,359	157,762
291732	Diocetyl orthophthalates	4,025,013.91	3,989,681	183,006,668	4,264,592
	DEMOCRATIC PEOPLE'S REP. OF KOREA	271,120.94	291,110	13,353,216	305,131
	MALAYSIA	328,745.71	409,129	18,766,747	435,535
	PEOPLE'S REPUBLIC OF CHINA	57,208.27	62,132	2,849,995	63,043
	REPUBLIC OF KOREA	2,769,741.16	2,724,411	124,968,733	2,931,800
	TAIWAN (REP. OF CHINA)	414,067.31	292,400	13,412,388	307,731
	VIETNAM	184,130.52	210,499	9,655,589	221,352
291733	Dinonyl or didecyl orthophthalates	2,398,970.48	2,841,499	130,339,560	3,000,617
	GERMANY	2.61	410	18,807	469
	JAPAN	114,029.63	205,272	9,415,827	210,637
	PEOPLE'S REPUBLIC OF CHINA	45,264.72	74,564	3,420,251	84,356
	REPUBLIC OF KOREA	505,115.19	561,945	25,776,417	630,948
	TAIWAN (REP. OF CHINA)	1,705,717.84	1,942,225	89,089,861	2,015,509
	THAILAND	28,840.49	57,083	2,618,397	58,698
291734	Other esters of orthophthalates	443,882.13	480,086	22,021,545	513,966
	JAPAN	2,215.26	9,188	421,454	9,618
	REPUBLIC OF KOREA	151,642.45	178,750	8,199,263	184,987
	TAIWAN (REP. OF CHINA)	249,463.37	158,944	7,290,761	170,837
	UNITED STATES OF AMERICA	40,561.05	133,204	6,110,067	148,524
291735	Phthalic anhydride	6,257,649.90	5,042,461	231,297,685	5,270,368
	JAPAN	1,218,871.44	1,021,504	46,856,388	1,071,990
	PEOPLE'S REPUBLIC OF CHINA	93,898.02	85,053	3,901,381	86,756
	REPUBLIC OF KOREA	3,577,748.96	2,717,124	124,634,478	2,860,749
	SINGAPORE	31,847.95	15,829	726,076	18,361
	TAIWAN (REP. OF CHINA)	1,335,283.53	1,202,951	55,179,362	1,232,512
291736	Terephthalic acid and its salts	7,464.40	4,932	226,231	5,146
	REPUBLIC OF KOREA	7,464.40	4,932	226,231	5,146
291737	Dimethyl terephthalate	4,070.43	13,423	615,713	38,305
	ITALY	4,070.43	13,423	615,713	38,305
291739	Other aromatic polycarboxylic acids, their anhydrides, halides, peroxides, peroxyacids and their derivatives	4,750,816.40	6,929,996	317,878,915	7,328,394
	AUSTRIA	759.89	2,384	109,354	2,765
	CANADA	79,466.21	38,410	1,761,867	39,929
	FRANCE	40,905.88	15,637	717,269	17,217
	GERMANY	13,806.26	51,026	2,340,562	54,449
	HONG KONG, CHINA	42,307.19	41,180	1,888,926	43,580
	INDIA	38,908.59	24,066	1,103,907	24,745
	INDONESIA	41,929.88	49,039	2,249,419	51,590
	ITALY	31,125.34	85,542	3,923,812	86,479
	JAPAN	156,436.76	346,237	15,881,892	357,418
	MALAYSIA	239,896.11	632,431	29,009,610	662,856
	PEOPLE'S REPUBLIC OF CHINA	873,045.34	1,192,289	54,690,296	1,314,763
	REPUBLIC OF KOREA	1,195,075.27	1,160,720	53,242,226	1,245,704
	SINGAPORE	40,125.59	54,794	2,513,401	61,133
	SPAIN	12,295.09	28,066	1,287,387	28,313
	TAIWAN (REP. OF CHINA)	1,821,508.58	2,963,645	135,942,396	3,079,817
	THAILAND	27,388.12	64,760	2,970,541	69,186
	UK OF GREAT BRITAIN AND N. IRELAND	279.64	1,889	86,648	2,342
	UNITED STATES OF AMERICA	95,556.66	177,881	8,159,402	186,108
2918	Carboxylic acids with additional oxygen function and their anhydrides, halides, peroxides and peroxyacids; their halogenated, sulphonated, nitrated or nitrosated their halogenated, sulphonated, nitrated or nitrosated derivatives.	16,354,845.15	23,484,812	1,077,248,328	24,463,452
291811	Lactic acid, its salts and esters	1,124,861.02	2,386,217	109,455,774	2,475,205

TABLE 8 - Continued

PSCC CODE	COMMODITY AND COUNTRY OF ORIGIN	GROSS WEIGHT (GK)	FOB VALUE		CIF DOLLARS
			DOLLARS	PESOS	
	AUSTRALIA	3,032.83	3,193	146,463	3,395
	BELGIUM	37,202.51	68,172	3,127,050	71,726
	DENMARK	195.00	20,986	962,628	21,571
	FRANCE	68.62	1,505	69,034	1,763
	GERMANY	4,080.76	74,647	3,424,058	76,609
	INDIA	191.46	322	14,770	331
	JAPAN	17,559.79	32,652	1,497,747	35,209
	NETHERLANDS	112,559.32	434,282	19,920,516	447,761
	PEOPLE'S REPUBLIC OF CHINA	175,945.14	248,835	11,414,062	259,499
	SINGAPORE	254,645.42	662,480	30,387,957	690,234
	SPAIN	42,319.60	105,175	4,824,377	106,281
	SWITZERLAND	28.49	307	14,082	327
	THAILAND	475,656.91	730,803	33,521,933	757,550
	UK OF GREAT BRITAIN AND N. IRELAND	57.10	562	25,779	589
	UNITED STATES OF AMERICA	1,318.07	2,296	105,318	2,360
291812	Tartaric acid	108,204.06	262,774	12,053,443	267,292
	GERMANY	12.52	425	19,495	474
	ITALY	1,482.21	6,492	297,788	6,903
	NETHERLANDS	165.90	1,164	53,393	1,188
	PEOPLE'S REPUBLIC OF CHINA	40,237.46	31,174	1,429,951	32,206
	SPAIN	66,294.10	223,015	10,229,698	226,000
	UNITED STATES OF AMERICA	11.87	504	23,118	521
291813	Salts and esters of tartaric acid	129,589.55	571,566	26,217,733	596,764
	GERMANY	16.20	730	33,485	822
	INDIA	6,537.60	141,554	6,493,082	148,276
	JAPAN	4,105.61	18,379	843,045	18,614
	PEOPLE'S REPUBLIC OF CHINA	7.78	56	2,569	59
	SINGAPORE	14,439.29	29,106	1,335,092	31,853
	SPAIN	104,389.47	380,093	17,434,866	395,349
	THAILAND	54.50	771	35,366	867
	UNITED STATES OF AMERICA	39.10	877	40,228	924
291814	Citric acid	9,313,540.56	7,824,089	358,890,961	8,126,928
	AUSTRALIA	805.81	1,001	45,916	1,160
	AUSTRIA	17,959.07	30,185	1,384,586	31,376
	BELGIUM	165.30	269	12,339	307
	BRAZIL	52,907.28	117,122	5,372,386	119,697
	CANADA	15,248.47	23,315	1,069,459	24,885
	COLOMBIA	195.87	652	29,907	671
	DENMARK	3.80	205	9,403	214
	GERMANY	8,175.16	18,705	857,998	19,004
	INDIA	471.96	850	38,990	935
	JAPAN	20,025.45	21,212	972,994	22,291
	MALAYSIA	161.97	258	11,834	285
	PEOPLE'S REPUBLIC OF CHINA	9,076,132.19	6,951,107	318,847,278	7,220,462
	REPUBLIC OF KOREA	104.34	53	2,431	65
	SINGAPORE	490.52	1,886	86,511	2,015
	SLOVENIA	16,716.04	28,290	1,297,662	29,449
	TAIWAN (REP. OF CHINA)	8,944.94	67	3,073	77
	THAILAND	1,320.58	3,903	179,031	4,390
	UK OF GREAT BRITAIN AND N. IRELAND	8.72	147	6,743	164
	UNITED STATES OF AMERICA	5,647.08	53,791	2,467,393	56,762
	URUGUAY	88,056.01	571,071	26,195,027	592,719
291815	Salts and esters of citric acid	2,580,957.17	4,589,480	210,519,448	4,798,502
	AUSTRALIA	716.19	752	34,494	872
	AUSTRIA	180.18	3,194	146,509	5,521
	BELGIUM	14,492.07	75,164	3,447,773	77,182
	CANADA	86,819.31	142,871	6,553,493	149,002
	COLOMBIA	298,474.61	848,556	38,923,264	877,333
	DENMARK	1,061.87	2,205	101,143	2,274
	FRANCE	42.68	2,217	101,694	2,280
	GERMANY	309,176.25	1,448,223	66,429,990	1,514,533
	INDIA	13.60	317	14,541	326
	JAPAN	619.48	4,335	198,846	6,394
	MALAYSIA	4,563.22	15,724	721,260	16,358
	NETHERLANDS	106,082.27	500,171	22,942,843	521,293

TABLE 8 - Continued

PSCC CODE	COMMODITY AND COUNTRY OF ORIGIN	GROSS WEIGHT (GK)	FOB VALUE		CIF
			DOLLARS	PESOS	DOLLARS
	PEOPLE'S REPUBLIC OF CHINA	1,741,954.36	1,334,488	61,212,964	1,397,732
	REPUBLIC OF KOREA	1,470.79	745	34,173	904
	SINGAPORE	5,179.01	16,017	734,700	16,800
	UK OF GREAT BRITAIN AND N. IRELAND	5.08	464	21,284	480
	UNITED STATES OF AMERICA	1,164.64	11,328	519,615	13,651
	URUGUAY	8,941.56	182,709	8,380,862	195,567
291816	Gluconic acid, its salts and esters	821,276.13	649,117	29,774,997	679,698
	BELGIUM	3,518.31	16,411	752,773	17,049
	FRANCE	277.84	5,477	251,230	5,679
	GERMANY	2,306.94	21,571	989,462	22,876
	INDIA	2,394.61	15,231	698,646	18,782
	INDONESIA	4,383.34	6,936	318,154	7,467
	JAPAN	218.24	977	44,815	1,172
	NETHERLANDS	2,911.70	26,540	1,217,390	27,702
	PEOPLE'S REPUBLIC OF CHINA	802,178.36	539,223	24,734,159	560,039
	SINGAPORE	2,479.42	8,099	371,501	9,702
	UNITED STATES OF AMERICA	607.37	8,652	396,867	9,230
291819	Other carboxylic acids with alcohol function but without other oxygen function, their anhydrides, halides, peroxides, peroxyacids and their derivatives	275,625.53	818,974	37,566,338	897,665
	CANADA	30,199.64	66,339	3,042,970	73,156
	GERMANY	1,522.24	23,542	1,079,871	24,787
	INDIA	778.55	26,131	1,198,629	27,454
	ITALY	31,427.05	80,093	3,673,866	112,750
	JAPAN	38,000.62	78,691	3,609,556	83,032
	MALAYSIA	15,382.28	17,914	821,715	18,194
	MEXICO	5,121.99	227,478	10,434,416	242,618
	PEOPLE'S REPUBLIC OF CHINA	69,393.92	110,911	5,087,488	116,082
	SINGAPORE	1,542.65	7,429	340,768	7,707
	SOUTH AFRICA, REP. OF	63,071.56	134,253	6,158,185	140,633
	UNITED STATES OF AMERICA	4,459.42	34,795	1,596,047	39,067
	URUGUAY	34.35	467	21,422	506
	VIETNAM	14,691.26	10,931	501,405	11,679
291821	Salicylic acid and its salts	288,068.48	618,979	28,392,567	638,016
	FRANCE	128,594.13	357,547	16,400,681	365,357
	INDIA	7.96	186	8,532	191
	MALAYSIA	22.78	124	5,688	145
	PEOPLE'S REPUBLIC OF CHINA	142,659.15	236,353	10,841,512	244,384
	SPAIN	18.93	64	2,936	75
	UNITED STATES OF AMERICA	302.00	8,189	375,629	10,218
	VIETNAM	16,463.53	16,516	757,589	17,646
291822	o-Acetylsalicylic acid, its salts and esters	3,002.15	17,566	805,753	18,074
	FRANCE	2,997.63	17,396	797,955	17,887
	PEOPLE'S REPUBLIC OF CHINA	3.68	53	2,431	62
	REPUBLIC OF KOREA	0.84	117	5,367	125
291823	Other esters of salicylic acid and their salts	740,881.03	1,195,346	54,830,521	1,261,837
	GERMANY	20,570.64	15,724	721,260	16,274
	HONG KONG, CHINA	5,773.06	41,001	1,880,716	42,574
	INDIA	9.74	1,457	66,833	1,516
	PEOPLE'S REPUBLIC OF CHINA	710,952.00	1,110,026	50,916,893	1,173,211
	SINGAPORE	3,311.94	23,658	1,085,192	24,639
	SPAIN	47.63	122	5,596	130
	UK OF GREAT BRITAIN AND N. IRELAND	82.29	615	28,210	713
	UNITED STATES OF AMERICA	133.73	2,743	125,821	2,780
291829	Other carboxylic acids with phenol function but without other oxygen function, their anhydrides, halides, peroxides, peroxyacids and their derivatives	128,062.11	563,358	25,841,233	587,506
	GERMANY	244.48	5,126	235,130	5,449
	HONG KONG, CHINA	5,481.39	19,434	891,438	19,610
	INDIA	7,359.65	38,134	1,749,207	39,518
	JAPAN	41,001.84	187,417	8,596,818	195,903
	MALAYSIA	21.35	121	5,550	143

TABLE 8 - Continued

PSCC CODE	COMMODITY AND COUNTRY OF ORIGIN	GROSS WEIGHT (GK)	FOB VALUE		CIF
			DOLLARS	PESOS	DOLLARS
	NETHERLANDS	16,447.67	41,342	1,896,358	42,515
	PEOPLE'S REPUBLIC OF CHINA	26,734.32	162,366	7,447,728	169,754
	REPUBLIC OF KOREA	14,282.61	9,768	448,058	9,835
	SINGAPORE	106.84	4,048	185,682	4,187
	TAIWAN (REP. OF CHINA)	6,056.27	22,443	1,029,460	22,443
	THAILAND	4,566.72	28,833	1,322,570	28,860
	UK OF GREAT BRITAIN AND N. IRELAND	4,537.28	30,854	1,415,273	35,197
	UNITED STATES OF AMERICA	1,221.69	13,472	617,961	14,092
291830	Carboxylic acids with aldehyde or ketone function but without other oxygen function, their anhydrides, halides, peroxides, peroxyacids and their derivatives	2,521.54	37,769	1,732,464	40,289
	PEOPLE'S REPUBLIC OF CHINA	99.97	9,344	428,609	10,151
	SINGAPORE	2,358.88	24,818	1,138,402	26,360
	UK OF GREAT BRITAIN AND N. IRELAND	10.12	172	7,890	177
	UNITED STATES OF AMERICA	52.57	3,435	157,563	3,601
291890	Other carboxylic acids with additional oxygen function and their anhydrides, halides, peroxides and peroxyacids; their halogenated, sulphonated, nitrated or nitrosated derivatives	838,255.82	3,949,577	181,167,096	4,075,676
	BELGIUM	1,545.69	3,417	156,738	4,002
	FRANCE	0.07	220	10,091	241
	GERMANY	1,522.14	45,527	2,088,323	48,692
	HONG KONG, CHINA	482.42	1,614	74,034	1,693
	INDIA	179,538.47	1,168,206	53,585,609	1,198,062
	ISRAEL	65,718.64	417,317	19,142,331	420,845
	JAPAN	645.44	2,244	102,932	2,493
	MEXICO	11,344.21	521,860	23,937,718	536,617
	NETHERLANDS	0.85	60	2,752	69
	PEOPLE'S REPUBLIC OF CHINA	532,960.21	1,283,321	58,865,934	1,340,779
	SINGAPORE	31,206.53	404,770	18,566,800	416,952
	TAIWAN (REP. OF CHINA)	11,664.31	49,851	2,286,665	51,267
	THAILAND	477.36	18,464	846,944	20,287
	UK OF GREAT BRITAIN AND N. IRELAND	46.63	433	19,862	463
	UNITED STATES OF AMERICA	1,102.85	32,273	1,480,363	33,214
2919	Phosphoric esters and their salts, including lactophosphates; their halogenated, sulphonated, nitrated or nitrosated derivatives.	82,769.96	364,822	16,734,385	400,222
291900	Phosphoric esters and their salts, including lactophosphates; their halogenated, sulphonated, nitrated or nitrosated derivatives	82,769.96	364,822	16,734,385	400,222
	FRANCE	1,346.12	10,330	473,837	10,524
	GERMANY	5,559.85	25,936	1,189,684	28,019
	HONG KONG, CHINA	751.20	3,108	142,564	3,529
	JAPAN	35,601.00	138,955	6,373,866	161,792
	MALAYSIA	200.55	427	19,586	524
	PEOPLE'S REPUBLIC OF CHINA	20,255.24	80,646	3,699,232	81,615
	SINGAPORE	6,994.87	55,907	2,564,454	59,495
	SPAIN	7,237.72	28,525	1,308,442	28,883
	THAILAND	186.97	549	25,183	573
	UNITED ARAB EMIRATES, N.E.S.	4,348.09	17,088	783,827	17,118
	UNITED STATES OF AMERICA	288.35	3,351	153,710	8,150
2920	Esters of other inorganic acids of non-metals (excluding halogenated, sulphonated, nitrated or nitrosated esters of hydrogen halides) and their salts; their derivatives.	3,427,934.33	9,795,435	449,316,603	10,131,892
292010	Thiophosphoric esters (phosphorothioates) and their salts; their halogenated, sulphonated, nitrated or nitrosated derivatives	162,727.61	766,630	35,165,318	792,482
	INDIA	126,599.81	636,463	29,194,558	659,052
	SINGAPORE	926.11	3,131	143,619	3,135
	THAILAND	35,201.69	127,036	5,827,141	130,295
292090	Other esters of other inorganic acids (excluding esters of hydrogen halides) and their salts; their halogenated, sulphonated, nitrated or nitrosated derivatives	3,265,206.72	9,028,805	414,151,285	9,339,410
	GERMANY	5.76	126	5,780	134
	INDIA	1,559,323.75	1,404,520	64,425,332	1,455,392

TABLE 8 - Continued

PSCC CODE	COMMODITY AND COUNTRY OF ORIGIN	GROSS WEIGHT (GK)	FOB VALUE		CIF
			DOLLARS	PESOS	DOLLARS
	INDONESIA	22,906.17	12,060	553,192	12,712
	JAPAN	0.83	262	12,018	280
	MALAYSIA	141.20	797	36,558	829
	NETHERLANDS	7,412.75	43,513	1,995,941	45,295
	PEOPLE'S REPUBLIC OF CHINA	44,291.49	67,839	3,111,774	70,279
	SINGAPORE	262,741.28	992,982	45,548,085	1,016,485
	THAILAND	18,462.14	65,675	3,012,513	67,964
	UNITED STATES OF AMERICA	1,349,921.35	6,441,031	295,450,092	6,670,040
2921	Amine-function compounds.	6,871,916.93	13,400,906	614,699,555	14,008,848
292111	Methylamine, di- or trimethylamine and their salts	4,389,921.25	3,986,268	182,850,112	4,199,541
	BELGIUM	502,038.38	467,207	21,430,785	489,158
	INDIA	525,638.90	409,530	18,785,141	429,918
	JAPAN	313,783.94	261,476	11,993,904	294,229
	MALAYSIA	5,354.61	24,351	1,116,980	24,666
	PEOPLE'S REPUBLIC OF CHINA	769,602.46	559,851	25,680,365	591,703
	REPUBLIC OF KOREA	2,238,844.54	2,110,840	96,824,231	2,211,394
	UK OF GREAT BRITAIN AND N. IRELAND	90.76	1,523	69,860	2,401
	UNITED STATES OF AMERICA	34,567.66	151,490	6,948,846	156,072
292112	Diethylamine and its salts	266,332.04	608,502	27,911,985	625,317
	BELGIUM	122,964.03	238,990	10,962,471	243,399
	GERMANY	410.74	4,144	190,085	4,226
	INDIA	7.58	112	5,137	117
	INDONESIA	37,582.32	119,674	5,489,446	124,876
	JAPAN	8,540.56	36,893	1,692,282	38,504
	MALAYSIA	2,999.59	14,127	648,005	14,525
	NETHERLANDS	686.23	5,473	251,047	5,627
	PEOPLE'S REPUBLIC OF CHINA	91,624.43	170,810	7,835,055	174,724
	SINGAPORE	935.94	3,136	143,848	3,240
	UNITED STATES OF AMERICA	580.62	15,143	694,609	16,079
292119	Other acyclic monoamines and their derivatives; salts thereof	185,045.24	432,776	19,851,435	466,322
	BELGIUM	107,087.88	207,615	9,523,300	223,987
	INDONESIA	37,979.35	120,992	5,549,903	131,093
	PEOPLE'S REPUBLIC OF CHINA	39,250.25	102,277	4,691,446	109,263
	SINGAPORE	727.76	1,892	86,786	1,979
292121	Ethylenediamine and its salts	270,921.49	689,950	31,648,007	710,147
	GERMANY	138,942.31	335,975	15,411,173	349,909
	HONG KONG, CHINA	1.65	33	1,514	36
	JAPAN	5,230.63	14,414	661,170	15,037
	PEOPLE'S REPUBLIC OF CHINA	388.58	2,883	132,243	2,888
	SINGAPORE	123,747.81	316,563	14,520,745	321,355
	SPAIN	90.93	332	15,229	334
	TAIWAN (REP. OF CHINA)	100.45	361	16,559	377
	THAILAND	21.57	78	3,578	105
	UNITED STATES OF AMERICA	2,397.56	19,311	885,796	20,106
292129	Other acyclic polyamines and their derivatives; salts thereof	1,111,141.87	3,811,447	174,831,074	3,960,591
	GERMANY	35,084.13	67,845	3,112,050	71,917
	INDONESIA	68,107.92	251,487	11,535,709	265,385
	JAPAN	471,252.74	1,535,743	70,444,531	1,572,882
	MALAYSIA	358.20	1,791	82,153	1,793
	MEXICO	14.25	573	26,284	587
	NETHERLANDS	90,799.33	300,413	13,779,944	309,836
	PEOPLE'S REPUBLIC OF CHINA	19,214.65	63,481	2,911,873	71,462
	REPUBLIC OF KOREA	91.61	1,166	53,484	1,245
	SAUDI ARABIA	14,618.42	52,394	2,403,313	55,953
	SINGAPORE	100,946.70	347,457	15,937,853	362,475
	SWEDEN	9,893.29	30,602	1,403,714	31,036
	TAIWAN (REP. OF CHINA)	133,130.15	295,733	13,565,273	300,540
	UK OF GREAT BRITAIN AND N. IRELAND	52,089.36	127,659	5,855,718	136,419
	UNITED STATES OF AMERICA	115,541.12	735,103	33,719,175	779,061
292130	Cyclanic, cyclenic or cycloterpenic mon- or polyamines, and their derivatives; salts thereof	67,240.73	206,851	9,488,255	213,441

TABLE 8 - Continued

PSCC CODE	COMMODITY AND COUNTRY OF ORIGIN	GROSS WEIGHT (GK)	FOB VALUE		CIF
			DOLLARS	PESOS	DOLLARS
	INDIA	337.80	36,937	1,694,300	38,313
	PEOPLE'S REPUBLIC OF CHINA	39,951.82	100,563	4,612,825	103,809
	REPUBLIC OF KOREA	5,920.82	9,294	426,316	9,317
	SINGAPORE	14,543.34	30,782	1,411,970	31,814
	THAILAND	6,473.03	28,461	1,305,506	29,344
	UNITED STATES OF AMERICA	13.92	814	37,338	844
292141	Aniline and its salts	146.88	9,087	416,821	9,170
	GERMANY	62.26	407	18,669	445
	INDIA	78.45	8,360	383,473	8,378
	PEOPLE'S REPUBLIC OF CHINA	3.67	33	1,514	40
	SINGAPORE	2.50	287	13,165	307
292142	Aniline derivatives and their salts	1,808.13	5,802	266,137	6,140
	GERMANY	3.49	145	6,651	160
	JAPAN	362.85	1,854	85,043	1,929
	PEOPLE'S REPUBLIC OF CHINA	1,440.91	3,581	164,260	3,820
	SINGAPORE	0.88	222	10,183	231
292143	Toluidines and their derivatives; salts thereof	355.92	5,605	257,101	5,715
	DENMARK	0.64	154	7,064	160
	JAPAN	355.28	5,451	250,037	5,555
292144	Diphenylamine and its derivatives; salts thereof	1,891.33	19,019	872,402	21,527
	GERMANY	11.06	108	4,954	115
	UNITED STATES OF AMERICA	1,880.27	18,911	867,448	21,412
292145	1-Naphthylamine (alpha-naphthylamine), 2-naphthylamine (beta-naphthylamine) and their derivatives; salts thereof	8,313.32	46,139	2,116,396	47,689
	GERMANY	4,931.98	42,186	1,935,072	43,608
	TAIWAN (REP. OF CHINA)	3,380.46	3,923	179,948	4,047
	UNITED STATES OF AMERICA	0.88	30	1,376	34
292149	Other aromatic monoamines and their derivatives; salts thereof	5,337.93	192,331	8,822,223	200,606
	GERMANY	0.21	304	13,944	324
	INDIA	457.87	118,232	5,423,302	123,872
	ITALY	53.00	7,861	360,584	8,564
	JAPAN	67.93	3,948	181,095	4,110
	PEOPLE'S REPUBLIC OF CHINA	4,286.08	61,276	2,810,730	62,911
	SINGAPORE	3.73	294	13,486	314
	UK OF GREAT BRITAIN AND N. IRELAND	469.11	416	19,082	511
292151	o-, m-, p-Phenylenediamine, diaminotoluenes, and their derivatives; salts thereof	157,434.94	498,937	22,886,240	512,113
	GERMANY	2.12	201	9,220	210
	INDIA	66,806.48	221,022	10,138,279	225,708
	PEOPLE'S REPUBLIC OF CHINA	54,136.99	155,947	7,153,289	159,250
	REPUBLIC OF KOREA	29,835.86	82,394	3,779,413	84,890
	SINGAPORE	17.87	1,946	89,263	2,125
	UNITED STATES OF AMERICA	6,635.62	37,427	1,716,776	39,930
292159	Other aromatic polyamines and their derivatives; salts thereof	406,025.86	2,888,192	132,481,367	3,030,529
	AUSTRALIA	47.58	2,288	104,951	2,584
	FRANCE	719.04	6,078	278,798	6,335
	GERMANY	139,624.15	78,821	3,615,519	83,181
	HONG KONG, CHINA	17.42	673	30,871	678
	INDIA	1,875.66	156,720	7,188,746	162,578
	INDONESIA	13.61	415	19,036	443
	ITALY	208.74	123,681	5,673,247	130,875
	JAPAN	4,148.17	856,977	39,309,535	880,775
	MALAYSIA	471.81	1,231	56,466	1,257
	PEOPLE'S REPUBLIC OF CHINA	66,917.51	513,942	23,574,520	531,146
	REPUBLIC OF KOREA	35,545.51	18,089	829,742	20,707
	SINGAPORE	260.54	20,059	920,106	21,409
	SPAIN	91.85	5,095	233,708	6,698
	SWITZERLAND	1,447.93	254,099	11,655,521	267,517

TABLE 8 - Continued

PSCC CODE	COMMODITY AND COUNTRY OF ORIGIN	GROSS WEIGHT (GK)	FOB VALUE		CIF
			DOLLARS	PESOS	DOLLARS
	TAIWAN (REP. OF CHINA)	57,011.90	93,045	4,267,974	94,997
	THAILAND	92,625.06	292,041	13,395,921	307,403
	UK OF GREAT BRITAIN AND N. IRELAND	0.83	283	12,981	302
	UNITED STATES OF AMERICA	4,998.55	464,655	21,313,725	511,644
2922	Oxygen-function amino-compounds.	70,801,065.28	107,582,130	4,934,792,304	111,279,127
292211	Monoethanolamine and its salts	773,592.77	1,081,008	49,585,837	1,131,671
	GERMANY	15,543.06	18,827	863,594	20,785
	MALAYSIA	158,896.22	178,611	8,192,887	182,919
	SAUDI ARABIA	15,913.90	14,800	678,876	15,218
	SINGAPORE	110,324.04	142,858	6,552,896	148,134
	SWITZERLAND	28,984.21	69,739	3,198,928	74,398
	TAIWAN (REP. OF CHINA)	42,277.89	58,095	2,664,818	64,687
	THAILAND	120,167.45	135,368	6,209,330	139,500
	UNITED STATES OF AMERICA	281,486.00	462,710	21,224,508	486,030
292212	Diethanolamine and its salts	1,036,578.28	1,092,468	50,111,506	1,149,890
	GERMANY	16,061.55	15,105	692,866	17,232
	INDIA	143.42	17,553	805,156	17,903
	ITALY	947.65	2,969	136,188	3,168
	JAPAN	100.47	215	9,862	230
	MALAYSIA	433,485.73	403,527	18,509,783	421,611
	SAUDI ARABIA	15,332.41	16,645	763,506	17,114
	SINGAPORE	65,030.31	83,140	3,813,632	85,569
	TAIWAN (REP. OF CHINA)	33,488.79	36,937	1,694,300	37,978
	THAILAND	106,562.87	120,617	5,532,702	126,082
	UNITED STATES OF AMERICA	365,425.08	395,760	18,153,511	423,003
292213	Triethanolamine and its salts	4,504,519.93	4,794,431	219,920,551	5,057,680
	AUSTRALIA	34.86	183	8,394	290
	GERMANY	3.22	144	6,605	157
	HONG KONG, CHINA	28,871.02	38,964	1,787,279	38,996
	INDONESIA	16,117.45	22,063	1,012,030	22,092
	MALAYSIA	1,903,421.51	2,153,186	98,766,642	2,254,991
	REPUBLIC OF KOREA	1,260,302.94	1,371,089	62,891,852	1,471,383
	SAUDI ARABIA	46,910.73	53,371	2,448,128	55,911
	SINGAPORE	15,084.33	19,485	893,777	20,007
	SPAIN	278.02	2,518	115,501	2,694
	TAIWAN (REP. OF CHINA)	637,542.54	396,123	18,170,162	418,664
	THAILAND	479,109.81	584,865	26,827,758	609,394
	UNITED STATES OF AMERICA	116,843.50	152,440	6,992,423	163,101
292219	Other amino-alcohols, their ethers and esters, other than those containing more than one kind of oxygen function; salts thereof	705,959.53	2,960,039	135,776,988	3,074,415
	FRANCE	0.88	312	14,311	329
	GERMANY	4.12	322	14,770	348
	INDIA	20,904.38	746,784	34,254,982	762,824
	ITALY	564.88	65,595	3,008,843	68,603
	JAPAN	3,291.65	334,668	15,351,221	350,917
	MONGOLIA	33,969.01	65,299	2,995,265	75,145
	PEOPLE'S REPUBLIC OF CHINA	458,200.54	790,051	36,239,639	819,227
	REPUBLIC OF KOREA	2,217.06	109,741	5,033,820	113,311
	SINGAPORE	38,067.49	200,542	9,198,861	206,886
	SWITZERLAND	22.56	16,800	770,616	18,786
	THAILAND	7,437.36	50,362	2,310,105	50,452
	UK OF GREAT BRITAIN AND N. IRELAND	6.13	717	32,889	733
	UNITED STATES OF AMERICA	141,273.47	578,846	26,551,666	606,854
292221	Aminohydroxynaphthalenesulphonic acids and their salts	182.96	13,383	613,878	15,302
	PEOPLE'S REPUBLIC OF CHINA	97.54	2,239	102,703	2,302
	SINGAPORE	7.61	1,054	48,347	1,057
	SWITZERLAND	77.81	10,090	462,828	11,943
292222	Anisidines, dianisidines, phenetidines, and their salts	50,597.98	123,503	5,665,083	126,164
	GERMANY	57.67	8,238	377,877	8,427
	JAPAN	27.62	11,823	542,321	12,157
	PEOPLE'S REPUBLIC OF CHINA	2,638.92	10,137	464,984	10,141

TABLE 8 - Continued

PSCC CODE	COMMODITY AND COUNTRY OF ORIGIN	GROSS WEIGHT (GK)	FOB VALUE		CIF
			DOLLARS	PESOS	DOLLARS
	SINGAPORE	311.56	2,394	109,813	2,562
	THAILAND	47,546.78	90,417	4,147,428	92,351
	UNITED STATES OF AMERICA	15.43	494	22,660	526
292229	Other amino-naphthols and other amino-phenols, their ethers and esters, other than those containing more than one kind of oxygen function; salts thereof	3,675.47	12,855	589,658	13,568
	JAPAN	2.53	27	1,238	108
	PEOPLE'S REPUBLIC OF CHINA	3,665.29	12,747	584,705	13,257
	UNITED STATES OF AMERICA	7.65	81	3,715	203
292239	Other amino aldehydes, amino-ketones and amino-quinones, other than those containing more than one kind of oxygen function; salts thereof	863.81	18,436	845,659	19,344
	GERMANY	4.62	141	6,468	164
	JAPAN	850.00	17,527	803,963	18,192
	UNITED STATES OF AMERICA	9.19	768	35,228	988
292241	Lysine and its esters; salts thereof	22,052,331.82	26,594,761	1,219,901,687	27,528,007
	BRAZIL	1,051,677.85	1,729,071	79,312,487	1,755,287
	GERMANY	2.14	107	4,908	110
	HONG KONG, CHINA	3,381.43	243,872	11,186,409	253,866
	INDIA	135,525.44	162,805	7,467,865	172,413
	INDONESIA	4,263,682.36	5,282,975	242,330,063	5,551,724
	PEOPLE'S REPUBLIC OF CHINA	11,879,778.12	12,128,511	556,334,800	12,442,344
	REPUBLIC OF KOREA	1,098,781.24	1,555,251	71,339,363	1,641,980
	SINGAPORE	43,645.66	192,460	8,828,140	193,651
	THAILAND	2,880,090.12	4,296,842	197,096,143	4,425,001
	UNITED STATES OF AMERICA	695,767.46	1,002,867	46,001,509	1,091,631
292242	Glutamic acid and its salts	35,515,776.57	50,299,368	2,307,232,011	51,882,616
	GERMANY	3.12	168	7,706	179
	INDIA	1,749.19	1,549	71,053	1,604
	INDONESIA	7,615,262.74	11,365,367	521,329,384	11,718,412
	ITALY	69,924.32	89,843	4,121,098	94,017
	JAPAN	1,271.88	16,567	759,929	16,995
	NORWAY	898.39	5,199	238,478	7,199
	PEOPLE'S REPUBLIC OF CHINA	7,800,863.57	8,846,577	405,792,488	9,181,347
	SINGAPORE	78,548.40	124,379	5,705,265	130,953
	SPAIN	256,539.36	409,249	18,772,252	430,415
	TAIWAN (REP. OF CHINA)	50,002.25	33,173	1,521,645	36,768
	THAILAND	17,779,047.16	26,674,423	1,223,555,783	27,479,111
	UNITED STATES OF AMERICA	28.69	630	28,898	658
	VIETNAM	1,861,637.50	2,732,244	125,328,032	2,784,958
292243	Anthranilic acid and its salts	21.99	712	32,659	764
	PEOPLE'S REPUBLIC OF CHINA	21.99	712	32,659	764
292249	Other amino-acids and their esters, other than those containing more than one kind of oxygen function; salts thereof	670,147.29	3,262,132	149,633,996	3,394,352
	AUSTRALIA	644.35	724	33,210	839
	BRAZIL	451.26	10,086	462,645	10,370
	FRANCE	8,506.81	81,045	3,717,534	83,300
	GERMANY	3,092.63	41,426	1,900,211	44,004
	HONG KONG, CHINA	11,134.72	63,033	2,891,324	65,581
	INDIA	14,833.81	37,184	1,705,630	39,810
	INDONESIA	47,513.71	352,816	16,183,670	361,207
	ITALY	1,512.69	56,373	2,585,830	64,241
	JAPAN	5,145.73	246,823	11,321,771	257,238
	MALAYSIA	120.02	2,296	105,318	2,359
	NETHERLANDS	52,377.65	327,543	15,024,397	331,291
	PEOPLE'S REPUBLIC OF CHINA	281,600.19	1,007,204	46,200,447	1,044,373
	REPUBLIC OF KOREA	4,704.30	65,362	2,998,155	67,980
	SINGAPORE	7,575.95	96,681	4,434,758	106,694
	SPAIN	26.76	92	4,220	92
	SWITZERLAND	4,110.76	51,338	2,354,874	52,774
	TAIWAN (REP. OF CHINA)	44,569.74	430,150	19,730,980	444,101
	THAILAND	154,983.09	228,296	10,471,938	237,649

TABLE 8 - Continued

PSCC CODE	COMMODITY AND COUNTRY OF ORIGIN	GROSS WEIGHT (GK)	FOB VALUE		CIF DOLLARS
			DOLLARS	PESOS	
	UK OF GREAT BRITAIN AND N. IRELAND	5,444.57	33,773	1,549,168	35,139
	UNITED STATES OF AMERICA	18,980.06	54,391	2,494,915	64,751
	URUGUAY	2,818.49	75,496	3,463,001	80,559
292250	Amino-alcohol-phenols, amino-acid-phenols and other amino-compounds with oxygen function	5,486,816.88	17,329,034	794,882,791	17,885,354
	AUSTRALIA	1,418.48	55,620	2,551,289	75,508
	COLOMBIA	24.83	7,095	325,448	7,295
	FRANCE	105,729.71	1,412,134	64,774,587	1,442,893
	GERMANY	4,434.14	218,631	10,028,604	226,938
	HONG KONG, CHINA	125.62	2,247	103,070	2,717
	INDIA	32,239.06	544,100	24,957,867	572,168
	INDONESIA	4,452.36	75,877	3,480,478	79,033
	ISRAEL	341.96	166,537	7,639,053	176,928
	JAPAN	26.37	291	13,348	306
	NETHERLANDS	39,963.72	250,047	11,469,656	274,678
	PEOPLE'S REPUBLIC OF CHINA	4,949,748.49	11,470,406	526,147,523	11,755,140
	REPUBLIC OF KOREA	127.83	16,142	740,434	17,590
	SINGAPORE	186,751.97	882,926	40,499,815	927,084
	SLOVAK REPUBLIC (SLOVAKIA)	16,659.93	211,341	9,694,212	214,565
	SPAIN	109.53	45,431	2,083,920	46,712
	SWITZERLAND	203.87	37,348	1,713,153	39,962
	TAIWAN (REP. OF CHINA)	1.38	91	4,174	99
	THAILAND	209.60	43,694	2,004,244	44,498
	UK OF GREAT BRITAIN AND N. IRELAND	112.55	1,396,176	64,042,593	1,466,820
	UNITED STATES OF AMERICA	144,135.48	492,900	22,609,323	514,420
2923	Quaternary ammonium salts and hydroxides; lecithins and other phosphoaminolipids, whether or not chemically defined	5,496,234.15	10,788,501	494,868,543	11,318,318
292310	Choline and its salts	1,225,674.25	2,908,084	133,393,813	3,091,138
	BELGIUM	126,548.33	144,164	6,612,803	153,356
	GERMANY	949.79	6,159	282,513	6,309
	INDIA	740.63	5,205	238,753	5,688
	ITALY	11,117.76	127,093	5,829,756	138,005
	PEOPLE'S REPUBLIC OF CHINA	1,069,681.78	618,151	28,354,586	661,029
	SPAIN	2,371.76	1,936,342	88,820,008	2,053,573
	THAILAND	835.51	3,099	142,151	3,186
	UNITED STATES OF AMERICA	13,428.69	67,871	3,113,243	69,992
292320	Lecithins and other phosphoaminolipids	2,845,854.19	3,896,384	178,727,136	4,084,290
	ARGENTINA	611,000.34	510,149	23,400,535	544,568
	BRAZIL	22,332.18	26,576	1,219,041	26,696
	CANADA	31.67	796	36,513	923
	GERMANY	9,051.57	69,332	3,180,259	73,023
	INDIA	634.13	1,980	90,823	2,042
	NETHERLANDS	365,788.80	896,315	41,113,969	922,601
	PEOPLE'S REPUBLIC OF CHINA	398,188.01	457,695	20,994,470	484,922
	SINGAPORE	60,739.24	93,329	4,281,001	99,494
	SPAIN	99.44	3,761	172,517	4,047
	TAIWAN (REP. OF CHINA)	150,024.56	89,211	4,092,109	95,458
	THAILAND	64,204.36	60,457	2,773,163	62,730
	UNITED STATES OF AMERICA	1,163,759.89	1,686,783	77,372,736	1,767,786
292390	Other quaternary ammonium salts and hydroxides; lecithins and other phosphoaminolipids	1,424,705.71	3,984,033	182,747,594	4,142,890
	AUSTRALIA	909.72	1,159	53,163	1,273
	BELGIUM	22,761.79	33,121	1,519,260	33,202
	BRAZIL	168.55	503	23,073	518
	CANADA	9.49	269	12,339	357
	FINLAND	195,742.96	826,672	37,919,445	863,273
	GERMANY	672.87	6,161	282,605	6,640
	INDIA	1,475.63	15,831	726,168	16,619
	ITALY	24,480.35	373,323	17,124,326	376,837
	JAPAN	60.02	5,913	271,229	5,970
	MALAYSIA	6,776.55	21,313	977,627	22,186
	NETHERLANDS	445.45	1,550	71,099	1,654
	NETHERLANDS ANTILLES	22,953.62	103,811	4,761,811	110,914
	PEOPLE'S REPUBLIC OF CHINA	694,675.98	1,270,550	58,280,129	1,328,833
	POLAND	42.30	467	21,421	491

TABLE 8 - Continued

PSCC CODE	COMMODITY AND COUNTRY OF ORIGIN	GROSS WEIGHT (GK)	FOB VALUE		CIF
			DOLLARS	PESOS	DOLLARS
	REPUBLIC OF KOREA	14,077.04	18,983	870,750	20,276
	SINGAPORE	176,577.90	681,339	31,253,020	705,871
	SWITZERLAND	286.16	7,213	330,860	7,697
	TAIWAN (REP. OF CHINA)	2,507.97	8,374	384,115	9,772
	THAILAND	87,028.86	52,117	2,390,607	54,098
	UK OF GREAT BRITAIN AND N. IRELAND	140.03	617	28,302	700
	UNITED STATES OF AMERICA	172,912.47	554,747	25,446,245	575,709
2924	Carboxamide-function compounds; amide-function compounds of carbonic acid.	2,535,653.53	14,848,707	681,110,190	15,401,396
292411	Meprobamate (INN)	1,362.64	895	41,054	990
	TAIWAN (REP. OF CHINA)	1,362.64	895	41,054	990
292419	Other acyclic amides (including acyclic carbamates) and their derivatives salts thereof	614,831.15	1,579,365	72,445,473	1,684,984
	AUSTRALIA	332.87	476	21,834	509
	BELGIUM	365.65	2,298	105,409	2,455
	GERMANY	2,259.33	8,247	378,289	8,346
	INDIA	15,677.12	44,526	2,042,408	44,593
	INDONESIA	57,816.05	49,625	2,276,299	52,498
	JAPAN	11,837.94	58,556	2,685,964	61,493
	MALAYSIA	15,579.06	27,271	1,250,921	29,335
	NETHERLANDS	1,925.96	5,384	246,964	8,397
	PEOPLE'S REPUBLIC OF CHINA	225,685.91	304,576	13,970,901	345,779
	REPUBLIC OF KOREA	60,801.35	225,549	10,345,933	236,376
	SINGAPORE	19,736.89	91,977	4,218,985	95,660
	SPAIN	73.59	13,700	628,419	14,657
	TAIWAN (REP. OF CHINA)	54,546.28	162,326	7,445,894	166,428
	UK OF GREAT BRITAIN AND N. IRELAND	146,328.90	523,327	24,005,009	547,512
	UNITED STATES OF AMERICA	1,864.25	61,527	2,822,244	70,946
292421	Ureines and their derivatives; salts thereof	542,027.42	2,916,974	133,801,597	3,022,022
	GERMANY	55,078.08	144,482	6,627,389	149,465
	HONG KONG, CHINA	11,997.16	7,495	343,796	7,802
	INDIA	17,254.85	56,245	2,579,958	57,893
	INDONESIA	39,573.25	1,680,282	77,074,535	1,744,491
	JAPAN	0.83	2,731	125,271	3,125
	PEOPLE'S REPUBLIC OF CHINA	81,964.68	343,129	15,739,328	360,867
	SINGAPORE	1,495.55	14,859	681,582	14,961
	TAIWAN (REP. OF CHINA)	110,264.92	80,716	3,702,443	83,418
	THAILAND	224,398.10	587,035	26,927,295	600,000
292429	Other cyclic amines (including cyclic carbamates) and their derivatives; salts thereof	1,377,432.32	10,351,473	474,822,066	10,693,400
	FRANCE	5.16	5,094	233,662	5,660
	GERMANY	229.85	13,466	617,686	16,343
	INDIA	51,687.70	411,953	18,896,284	429,583
	INDONESIA	755.05	6,681	306,457	7,123
	ITALY	400.09	167,869	7,700,151	179,013
	JAPAN	109,309.45	1,594,409	73,135,541	1,624,242
	MALAYSIA	54,375.36	159,907	7,334,934	163,488
	PEOPLE'S REPUBLIC OF CHINA	954,569.54	6,730,305	308,719,090	6,944,610
	SINGAPORE	6.93	632	28,990	762
	SWITZERLAND	117.87	6,094	279,532	7,350
	TAIWAN (REP. OF CHINA)	110,419.41	461,218	21,156,069	485,694
	THAILAND	9,150.37	154,083	7,067,787	158,589
	UNITED STATES OF AMERICA	17,222.32	302,232	13,863,382	317,153
	URUGUAY	5,187.86	74,554	3,419,792	77,108
	VENEZUELA	63,995.36	262,976	12,062,709	276,682
2925	Carboxyimide-function compounds (including saccharin and its salts) and imine-function compounds.	340,104.60	1,648,424	75,613,206	1,770,390
292511	Saccharin and its salts	78,276.55	470,070	21,562,111	485,882
	GERMANY	267.61	3,780	173,389	3,803
	JAPAN	2,873.76	50,677	2,324,554	52,382
	MALAYSIA	182.00	728	33,393	748
	PEOPLE'S REPUBLIC OF CHINA	71,480.64	351,808	16,137,433	363,486

TABLE 8 - Continued

PSCC CODE	COMMODITY AND COUNTRY OF ORIGIN	GROSS WEIGHT (GK)	FOB VALUE		CIF
			DOLLARS	PESOS	DOLLARS
	REPUBLIC OF KOREA	1,681.37	23,816	1,092,440	24,540
	UNITED STATES OF AMERICA	1,791.17	39,261	1,800,902	40,923
292519	Other imides and their derivatives; salts thereof	177,699.56	617,979	28,346,696	698,309
	INDIA	21,124.62	105,701	4,848,505	108,624
	MALAYSIA	1,027.87	8,716	399,803	8,722
	PEOPLE'S REPUBLIC OF CHINA	16,576.21	61,877	2,838,298	65,048
	SINGAPORE	5,492.78	103,981	4,769,608	106,651
	UK OF GREAT BRITAIN AND N. IRELAND	133,478.08	337,704	15,490,482	409,264
292520	Imines and their derivatives; salts thereof	84,128.49	560,375	25,704,399	586,199
	BRAZIL	1,063.32	26,128	1,198,491	27,340
	GERMANY	306.36	8,081	370,675	8,529
	INDIA	48,986.92	350,897	16,095,645	366,880
	JAPAN	21.37	509	23,348	602
	NORWAY	2,559.91	14,727	675,527	14,990
	PEOPLE'S REPUBLIC OF CHINA	28,543.86	138,974	6,374,737	145,886
	SINGAPORE	803.47	9,298	426,499	9,864
	UK OF GREAT BRITAIN AND N. IRELAND	5.72	456	20,917	487
	UNITED STATES OF AMERICA	1,837.56	11,305	518,560	11,621
2926	Nitrile-function compounds.	93,695.77	942,934	43,252,383	985,798
292610	Acrylonitrile	537.85	1,799	82,520	2,392
	UNITED STATES OF AMERICA	537.85	1,799	82,520	2,392
292620	1-Cyanoguanidine (dicyandiamide)	9.09	544	24,953	662
	UNITED STATES OF AMERICA	9.09	544	24,953	662
292690	Other nitrile-function compounds	93,148.83	940,591	43,144,910	982,744
	GERMANY	672.15	39,933	1,831,727	41,679
	INDIA	34,338.23	280,349	12,859,609	284,802
	JAPAN	913.06	144,985	6,650,462	147,148
	MALAYSIA	11,202.45	47,115	2,161,165	47,941
	PEOPLE'S REPUBLIC OF CHINA	34,271.86	332,975	15,273,563	361,729
	REPUBLIC OF KOREA	395.60	1,679	77,016	1,794
	SINGAPORE	235.51	47,774	2,191,393	49,726
	SWITZERLAND	4.16	3,386	155,316	3,618
	THAILAND	6,678.96	22,108	1,014,094	22,794
	UNITED STATES OF AMERICA	4,436.85	20,287	930,565	21,513
2927	Diazo-, azo- or azoxy-compounds.	1,080,123.24	1,217,003	55,823,928	1,273,065
292700	Diazo-, azo- or azoxy-compounds	1,080,123.24	1,217,003	55,823,928	1,273,065
	GERMANY	12.16	591	27,109	645
	INDIA	1,799.72	46,605	2,137,771	50,121
	INDONESIA	48,518.30	44,530	2,042,591	45,918
	JAPAN	4,875.56	4,554	208,892	4,868
	MALAYSIA	8,095.44	16,425	753,415	19,510
	PEOPLE'S REPUBLIC OF CHINA	207,743.32	374,004	17,155,564	394,584
	REPUBLIC OF KOREA	520,608.57	186,921	8,574,066	200,373
	TAIWAN (REP. OF CHINA)	1,046.75	8,426	386,501	8,667
	THAILAND	287,373.87	531,477	24,378,850	544,716
	UNITED STATES OF AMERICA	49.55	3,470	159,169	3,663
2928	Organic derivatives of hydrazine or of hydroxylamine.	465,480.90	297,050	13,625,683	312,268
292800	Organic derivatives of hydrazine or of hydroxylamine	465,480.90	297,050	13,625,683	312,268
	GERMANY	12.87	605	27,751	647
	JAPAN	0.43	186	8,532	191
	PEOPLE'S REPUBLIC OF CHINA	100.43	4,914	225,405	5,161
	REPUBLIC OF KOREA	421,581.10	151,843	6,965,038	161,855
	SINGAPORE	5,913.05	66,802	3,064,208	68,268
	UNITED ARAB EMIRATES, N.E.S.	10,961.70	23,576	1,081,431	25,018
	UNITED STATES OF AMERICA	26,911.32	49,124	2,253,318	51,128
2929	Compounds with other nitrogen function.	13,227,098.23	24,109,214	1,105,889,649	25,523,526

TABLE 8 - Continued

PSCC CODE	COMMODITY AND COUNTRY OF ORIGIN	GROSS WEIGHT (GK)	FOB VALUE		CIF DOLLARS
			DOLLARS	PESOS	
292910	Isocyanates	12,322,291.34	22,049,133	1,011,393,731	23,367,720
	FRANCE	83,127.22	49,173	2,255,566	51,315
	GERMANY	1,466.58	11,739	538,468	14,682
	HONG KONG, CHINA	51,638.98	78,185	3,586,346	92,941
	INDIA	1,526.31	17,920	821,990	19,449
	INDONESIA	6,559.48	19,542	896,392	19,866
	JAPAN	2,477,919.47	6,596,840	302,597,051	7,189,807
	MALAYSIA	46,001.40	55,502	2,545,877	60,197
	NETHERLANDS	541.20	4,885	224,075	5,023
	PEOPLE'S REPUBLIC OF CHINA	4,664,925.63	7,432,110	340,910,886	7,776,301
	REPUBLIC OF KOREA	4,206,805.16	5,532,086	253,756,785	5,809,950
	SINGAPORE	278,439.41	261,221	11,982,207	271,224
	TAIWAN (REP. OF CHINA)	254,585.08	434,020	19,908,497	445,870
	THAILAND	2,002.21	7,584	347,878	7,739
	UNITED STATES OF AMERICA	201,246.78	1,523,143	69,866,569	1,576,639
	VIETNAM	45,506.43	25,183	1,155,144	26,717
292990	Other compounds with other nitrogen function	904,806.89	2,060,081	94,495,918	2,155,806
	GERMANY	8,488.09	9,201	422,050	11,745
	HONG KONG, CHINA	42,574.83	100,665	4,617,504	104,192
	INDIA	44,771.03	107,187	4,916,668	110,181
	INDONESIA	16,473.86	20,844	956,115	21,656
	ITALY	643.92	5,978	274,211	6,306
	JAPAN	98,011.45	178,377	8,182,153	193,831
	PEOPLE'S REPUBLIC OF CHINA	159,276.03	177,294	8,132,476	191,089
	REPUBLIC OF KOREA	34,129.33	42,497	1,949,337	44,290
	SINGAPORE	4,689.48	14,149	649,015	14,655
	SPAIN	47.47	2,031	93,162	2,114
	TAIWAN (REP. OF CHINA)	14,760.64	58,832	2,698,624	62,611
	THAILAND	216,817.27	632,755	29,024,472	655,804
	UNITED STATES OF AMERICA	263,992.60	708,216	32,485,868	735,238
	URUGUAY	130.89	2,055	94,263	2,094
2930	Organo-sulphur compounds.	16,577,228.73	78,205,275	3,587,275,965	81,050,427
293010	Dithiocarbonates (xanthates)	80,755.34	931,680	42,736,163	968,748
	CANADA	1.06	23	1,055	25
	FRANCE	0.08	147	6,743	156
	GERMANY	1,175.76	6,138	281,550	6,185
	INDIA	156.02	4,953	227,194	5,119
	JAPAN	1,541.74	545,161	25,006,535	561,613
	NETHERLANDS	160.09	2,026	92,933	2,105
	PEOPLE'S REPUBLIC OF CHINA	60,877.14	134,619	6,174,974	144,188
	REPUBLIC OF KOREA	14.71	150	6,881	178
	SINGAPORE	6,118.39	84,345	3,868,905	88,583
	THAILAND	735.48	39,849	1,827,874	41,455
	UK OF GREAT BRITAIN AND N. IRELAND	198.64	22,243	1,020,286	23,682
	UNITED STATES OF AMERICA	9,776.23	92,026	4,221,233	95,459
293020	Thiocarbamates and dithiocarbamates	144,545.78	264,947	12,153,118	272,943
	INDIA	3,315.72	4,314	197,883	4,841
	ITALY	908.55	1,551	71,144	1,654
	PEOPLE'S REPUBLIC OF CHINA	140,267.37	255,243	11,707,996	262,454
	SINGAPORE	13.62	1,596	73,209	1,670
	THAILAND	34.19	239	10,963	256
	UNITED STATES OF AMERICA	6.33	2,004	91,923	2,068
293030	Thiuram mono-, di- or tetrasulphides	35,046.94	113,061	5,186,108	117,696
	HONG KONG, CHINA	63.38	431	19,770	509
	JAPAN	1,395.07	9,391	430,765	10,025
	PEOPLE'S REPUBLIC OF CHINA	33,581.53	102,722	4,711,858	106,527
	SINGAPORE	6.96	517	23,715	635
293040	Methionine	15,837,828.62	71,748,637	3,291,109,979	73,872,047
	BELGIUM	418,502.07	2,080,285	95,422,673	2,148,868
	FRANCE	1,369,122.04	6,864,288	314,864,891	7,123,598
	GERMANY	591,185.36	2,880,530	132,129,911	3,017,891

TABLE 8 - Continued

PSCC CODE	COMMODITY AND COUNTRY OF ORIGIN	GROSS WEIGHT (GK)	FOB VALUE		CIF DOLLARS
			DOLLARS	PESOS	
	HONG KONG, CHINA	13,322.30	101,526	4,656,998	101,684
	INDIA	210,759.00	399,108	18,307,084	419,155
	JAPAN	661,201.54	3,384,014	155,224,722	3,567,073
	MALAYSIA	307,661.59	1,623,797	74,483,568	1,704,494
	NETHERLANDS	293,112.31	1,641,247	75,284,000	1,680,227
	PEOPLE'S REPUBLIC OF CHINA	2,725,338.25	8,938,067	409,989,133	9,178,381
	SINGAPORE	8,190,065.27	39,349,681	1,804,969,867	40,278,982
	SPAIN	93,986.47	315,790	14,485,287	316,159
	THAILAND	649,961.35	2,809,538	128,873,508	2,931,074
	UK OF GREAT BRITAIN AND N. IRELAND	116.88	1,724	79,080	1,827
	UNITED STATES OF AMERICA	313,494.19	1,359,042	62,339,257	1,402,634
293090	Other organo-sulphur compounds	479,052.05	5,146,950	236,090,597	5,818,993
	GERMANY	25,017.54	40,997	1,880,532	43,610
	INDIA	7,249.01	87,568	4,016,744	90,702
	JAPAN	169,696.23	3,783,279	173,539,008	4,380,405
	MALAYSIA	13,457.61	10,659	488,928	11,633
	PEOPLE'S REPUBLIC OF CHINA	243,064.04	885,634	40,624,032	935,578
	REPUBLIC OF KOREA	91.69	603	27,660	628
	SINGAPORE	5,430.51	30,140	1,382,522	32,328
	SPAIN	11,106.68	240,884	11,049,349	245,006
	UK OF GREAT BRITAIN AND N. IRELAND	154.06	17,313	794,147	19,239
	UNITED STATES OF AMERICA	3,784.68	49,873	2,287,675	59,864
2931	Other organo-inorganic compounds.	3,102,054.04	9,880,221	453,205,739	10,336,074
293100	Other organo-inorganic compounds	3,102,054.04	9,880,221	453,205,739	10,336,074
	BELGIUM	44,639.81	51,342	2,355,058	53,955
	BRAZIL	91.81	637	29,219	685
	GERMANY	143,824.27	386,786	17,741,874	405,378
	INDIA	18,342.47	106,370	4,879,192	111,239
	INDONESIA	1,823.01	6,733	308,843	7,135
	JAPAN	173,467.30	645,973	29,630,781	691,331
	MALAYSIA	80,059.16	522,763	23,979,139	558,291
	NETHERLANDS	5,362.02	24,432	1,120,696	25,502
	PEOPLE'S REPUBLIC OF CHINA	982,264.57	2,005,971	92,013,890	2,076,456
	REPUBLIC OF KOREA	768,154.09	2,540,660	116,540,074	2,623,680
	SINGAPORE	68,840.72	747,582	34,291,587	804,795
	TAIWAN (REP. OF CHINA)	946.88	5,569	255,450	6,089
	THAILAND	591,821.72	1,223,640	56,128,367	1,263,227
	UK OF GREAT BRITAIN AND N. IRELAND	57,087.60	865,824	39,715,347	903,192
	UNITED STATES OF AMERICA	165,328.61	745,939	34,216,222	805,119
2932	Heterocyclic compounds with oxygen hetero- atom(s) only.	1,115,094.91	4,070,848	186,729,800	4,268,018
293211	Tetrahydrofuran	20,976.75	74,653	3,424,334	78,168
	GERMANY	85.11	825	37,843	1,000
	JAPAN	14,374.16	31,865	1,461,648	32,987
	REPUBLIC OF KOREA	87.52	1,836	84,217	2,486
	SPAIN	278.98	715	32,797	765
	THAILAND	1,230.22	6,793	311,595	7,194
	UNITED STATES OF AMERICA	4,920.76	32,619	1,496,234	33,736
293212	2-Furaldehyde (furfuraldehyde)	24.45	1,036	47,522	1,373
	PEOPLE'S REPUBLIC OF CHINA	10.43	426	19,541	442
	SINGAPORE	8.71	331	15,183	644
	UNITED STATES OF AMERICA	5.31	279	12,798	287
293213	Furfuryl alcohol and tetrahydrofurfuryl alcohol	616,132.44	278,315	12,766,309	312,568
	THAILAND	69,538.87	126,563	5,805,445	135,638
	UNITED ARAB EMIRATES, N.E.S.	546,593.57	151,752	6,960,864	176,930
293219	Other compounds containing an unfused furan ring (whether or not hydrogenated) in the structure	218,556.12	1,749,929	80,269,243	1,840,404
	GERMANY	79.32	1,889	86,648	3,693
	JAPAN	55.78	966	44,310	1,031
	PEOPLE'S REPUBLIC OF CHINA	11,310.53	119,111	5,463,622	123,659
	REPUBLIC OF KOREA	119.27	1,734	79,539	1,752

TABLE 8 - Continued

PSCC CODE	COMMODITY AND COUNTRY OF ORIGIN	GROSS WEIGHT (GK)	FOB VALUE		CIF DOLLARS
			DOLLARS	PESOS	
	SINGAPORE	9,980.67	408,896	18,756,060	448,164
	SWITZERLAND	44.17	375	17,201	401
	THAILAND	120,500.23	190,383	8,732,868	211,211
	UK OF GREAT BRITAIN AND N. IRELAND	5.00	1,099	50,411	1,175
	UNITED STATES OF AMERICA	282.77	21,568	989,324	22,609
	URUGUAY	76,178.38	1,003,908	46,049,260	1,026,709
293221	Coumarin, methylcoumarins and ethylcoumarins	51,597.89	234,478	10,755,507	243,353
	GERMANY	12.19	749	34,357	786
	INDIA	44.10	332	15,229	356
	ITALY	1.33	1,399	64,172	1,438
	NETHERLANDS	6,795.64	20,554	942,812	20,597
	PEOPLE'S REPUBLIC OF CHINA	42,111.65	163,455	7,497,681	168,543
	REPUBLIC OF KOREA	2.50	420	19,265	448
	SINGAPORE	770.72	5,987	274,624	6,495
	SPAIN	8.59	25	1,147	30
	UK OF GREAT BRITAIN AND N. IRELAND	850.36	24,886	1,141,521	27,422
	UNITED STATES OF AMERICA	1,000.81	16,671	764,699	17,238
293229	Other lactones	62,288.87	493,876	22,654,092	507,457
	BELGIUM	1,733.29	5,273	241,873	5,415
	JAPAN	462.86	1,080	49,540	1,172
	PEOPLE'S REPUBLIC OF CHINA	58,421.13	482,490	22,131,816	495,428
	SINGAPORE	734.69	1,800	82,566	1,972
	THAILAND	884.64	2,084	95,593	2,141
	UK OF GREAT BRITAIN AND N. IRELAND	9.50	666	30,549	844
	UNITED STATES OF AMERICA	42.76	483	22,155	485
293293	Piperonal	282.66	10,499	481,589	13,069
	AUSTRALIA	1.52	124	5,688	136
	UNITED STATES OF AMERICA	281.14	10,375	475,901	12,933
293299	Other heterocyclic compounds with oxygen hetero-atom(s) only	145,235.73	1,228,062	56,331,204	1,271,626
	CANADA	1.02	170	7,798	177
	FRANCE	891.16	3,024	138,711	9,644
	GERMANY	59.88	2,192	100,547	2,277
	HONG KONG, CHINA	184.68	3,312	151,921	3,403
	INDIA	101.96	49,994	2,293,225	52,283
	INDONESIA	28,313.84	21,638	992,535	23,753
	JAPAN	1,058.07	21,411	982,123	21,728
	PEOPLE'S REPUBLIC OF CHINA	29,266.19	672,469	30,846,153	685,697
	POLAND	15.52	3,400	155,958	3,496
	REPUBLIC OF KOREA	30,602.67	21,090	967,398	21,872
	SINGAPORE	11,358.52	302,880	13,893,106	313,716
	TAIWAN (REP. OF CHINA)	36,736.21	30,970	1,420,594	31,849
	THAILAND	3,656.25	47,914	2,197,815	49,251
	UK OF GREAT BRITAIN AND N. IRELAND	90.78	1,953	89,584	2,087
	UNITED STATES OF AMERICA	2,898.98	45,645	2,093,736	50,393
2933	Heterocyclic compounds with nitrogen hetero- atom(s) only.	1,918,837.42	15,794,126	724,476,563	16,402,091
293311	Phenazone (antipyrin) and its derivatives	65.06	4,880	223,845	5,106
	GERMANY	10.45	540	24,770	623
	PEOPLE'S REPUBLIC OF CHINA	49.25	3,582	164,306	3,596
	SINGAPORE	5.36	758	34,769	887
293319	Other compounds containing an unfused pyrazole ring (whether or not hydrogenated) in the structure	43,698.72	306,314	14,050,624	321,960
	INDIA	141.69	13,061	599,108	13,580
	IRELAND	89.54	1,318	60,457	4,900
	PEOPLE'S REPUBLIC OF CHINA	3,318.75	119,048	5,460,732	122,513
	SINGAPORE	40,122.64	151,568	6,952,424	158,337
	SWITZERLAND	26.10	21,319	977,903	22,630
293321	Hydantoin and its derivatives	59,657.49	99,427	4,560,715	105,806
	GERMANY	49.27	400	18,348	423
	INDIA	2,634.67	8,847	405,812	9,314

TABLE 8 - Continued

PSCC CODE	COMMODITY AND COUNTRY OF ORIGIN	GROSS WEIGHT (GK)	FOB VALUE		CIF
			DOLLARS	PESOS	DOLLARS
	INDONESIA	34,714.22	46,627	2,138,780	50,241
	MALAYSIA	32.21	604	27,705	608
	PEOPLE'S REPUBLIC OF CHINA	19,447.67	27,958	1,282,433	29,825
	UNITED STATES OF AMERICA	2,779.45	14,991	687,637	15,395
293329	Other compounds containing and unfused imidazole ring (whether or not hydrogenated) in the structure)	233,519.03	2,172,219	99,639,687	2,245,757
	BELGIUM	435.24	213,800	9,807,006	216,883
	FRANCE	0.46	77	3,532	84
	GERMANY	147.78	17,423	799,193	17,937
	INDIA	21,353.23	350,964	16,098,719	360,809
	ISRAEL	16,238.72	103,365	4,741,353	109,967
	ITALY	420.59	20,551	942,674	22,853
	JAPAN	1,205.44	2,091	95,914	2,253
	NETHERLANDS	35,128.92	60,110	2,757,246	63,570
	PEOPLE'S REPUBLIC OF CHINA	154,556.19	1,235,947	56,692,889	1,272,642
	SINGAPORE	1,868.72	32,978	1,512,701	36,794
	SWITZERLAND	2,141.64	118,492	5,435,228	125,052
	TAIWAN (REP. OF CHINA)	17.74	15,964	732,269	16,414
	UNITED STATES OF AMERICA	4.36	457	20,963	499
293331	Pyridine and its salts	5,388.15	409,215	18,770,693	420,831
	FRANCE	11.79	979	44,907	1,031
	GERMANY	2,433.31	194,939	8,941,852	200,444
	INDIA	89.60	10,487	481,039	10,828
	INDONESIA	2,413.88	194,816	8,936,210	200,311
	PEOPLE'S REPUBLIC OF CHINA	361.21	1,623	74,447	1,725
	SINGAPORE	1.70	117	5,367	122
	UNITED STATES OF AMERICA	76.66	6,254	286,871	6,370
293332	Piperidine and its salts	10.76	4,992	228,983	5,278
	INDIA	10.76	4,992	228,983	5,278
293339	Other compounds containing an unfused pyridine ring (whether or not hydrogenated) in the structure	305,408.20	3,979,271	182,529,161	4,108,061
	FRANCE	16.65	448	20,550	484
	GERMANY	2,231.49	49,422	2,266,987	58,353
	INDIA	7,695.42	131,662	6,039,336	140,216
	IRELAND	100.11	820,732	37,646,977	840,990
	ITALY	528.61	335,843	15,405,119	345,215
	JAPAN	12,902.21	108,146	4,960,657	116,084
	PEOPLE'S REPUBLIC OF CHINA	68,242.77	453,858	20,818,467	467,828
	REPUBLIC OF KOREA	210,566.07	1,946,667	89,293,615	1,999,165
	SINGAPORE	515.16	30,450	1,396,741	31,388
	SWITZERLAND	1,476.84	94,706	4,344,164	100,742
	UK OF GREAT BRITAIN AND N. IRELAND	5.51	352	16,146	362
	UNITED STATES OF AMERICA	1,127.36	6,985	320,402	7,234
293349	Other compounds containing in the structure a quinoline or isoquinoline ring-system (whether or not hydrogenated), not further fused	210,397.83	1,030,265	47,258,256	1,062,397
	GERMANY	144,080.19	368,955	16,923,966	382,731
	INDIA	5,183.64	124,425	5,707,375	129,820
	ITALY	17.26	38,862	1,782,600	39,964
	JAPAN	2,171.31	27,646	1,268,122	30,090
	PEOPLE'S REPUBLIC OF CHINA	58,753.10	460,524	21,124,236	469,397
	UNITED STATES OF AMERICA	192.33	9,853	451,957	10,395
293353	Allobarbital (INN), amobarbital (INN), barbital (INN), butalbital (INN), butobarbital, cyclobarbital (INN), methylphenobarbital (INN), pentobarbital (INN), phenobarbital (INN), secbutabarbital (INN), secobarbital (INN) and vinylbital (INN); salts thereof	1,119.54	32,348	1,483,803	40,493
	HUNGARY	1,119.54	32,348	1,483,803	40,493
293354	Other derivatives of malonylurea (barbituric acid); salts thereof	4.33	492	22,568	520
	GERMANY	3.76	151	6,926	170
	SINGAPORE	0.57	341	15,642	350

TABLE 8 - Continued

PSCC CODE	COMMODITY AND COUNTRY OF ORIGIN	GROSS WEIGHT (GK)	FOB VALUE		CIF DOLLARS
			DOLLARS	PESOS	
293359	Other compounds containing an unfused pyridine ring (whether or not hydrogenated) or piperazine ring in the structure	223,693.54	2,389,683	109,614,761	2,475,706
	FRANCE	436.46	95,006	4,357,926	101,678
	GERMANY	295.91	15,067	691,124	15,248
	INDIA	38,569.80	538,750	24,712,462	564,047
	ISRAEL	15,436.15	111,631	5,120,514	114,799
	ITALY	45.80	4,224	193,755	4,513
	JAPAN	27,226.34	73,407	3,367,179	76,413
	NETHERLANDS	30,267.32	82,405	3,779,918	89,356
	PEOPLE'S REPUBLIC OF CHINA	95,642.04	1,301,092	59,681,090	1,336,906
	SINGAPORE	65.32	9,460	433,930	9,934
	SPAIN	27.32	101	4,633	101
	SWITZERLAND	66.21	54,737	2,510,786	58,644
	TAIWAN (REP. OF CHINA)	244.79	15,835	726,351	16,083
	UNITED STATES OF AMERICA	15,370.08	87,968	4,035,093	87,984
293361	Melamine	169,891.86	157,484	7,223,791	175,866
	PEOPLE'S REPUBLIC OF CHINA	169,809.97	156,601	7,183,288	174,911
	SINGAPORE	81.89	883	40,503	955
293369	Other compound containing an unfused triazine ring (whether or not hydrogenated) in the structure	280,339.80	706,748	32,418,532	757,307
	GERMANY	915.04	6,509	298,568	7,338
	INDIA	1,241.95	13,848	635,208	14,238
	JAPAN	152,770.32	326,092	14,957,840	340,237
	PEOPLE'S REPUBLIC OF CHINA	100,825.22	233,663	10,718,122	261,669
	SINGAPORE	1,880.35	5,895	270,404	6,314
	TAIWAN (REP. OF CHINA)	17,129.98	105,387	4,834,102	111,715
	UNITED STATES OF AMERICA	5,576.94	15,354	704,288	15,796
293379	Other lactams	135,468.21	596,370	27,355,492	648,165
	FRANCE	0.10	293	13,440	316
	GERMANY	1.66	58	2,660	62
	INDIA	98.50	29,043	1,332,202	29,251
	NETHERLANDS	4.47	202	9,266	233
	PEOPLE'S REPUBLIC OF CHINA	9,226.99	52,466	2,406,615	54,249
	REPUBLIC OF KOREA	12,238.59	42,623	1,955,117	45,113
	SINGAPORE	19,902.75	88,240	4,047,569	92,039
	THAILAND	57.49	288	13,211	296
	UNITED STATES OF AMERICA	93,937.66	383,157	17,575,412	426,606
293391	Alprazolam (INN), camazepam (INN), chlordiazepoxide (INN), clonazepam (INN), clorazepate, delorazepam (INN), diazepam (INN), estazolam (INN), ethyl loflazepate (INN), fludiazepam (INN), flunitrazepam (INN), flurazepam (INN), halazepam (INN), lorazepam (INN), lormetazepam (INN), mazindol (INN), medazepam (INN), midazolam (INN), nimetazepam (INN), nitrazepam (INN), nordazepam (INN), oxazepam (INN), pinazepam (INN), prazepam (INN), pyrovalerone (INN), temazepam (INN), tetrazepam (INN) and triazolam (INN); salts thereof	3.48	699	32,063	746
	INDIA	1.70	170	7,798	182
	UNITED STATES OF AMERICA	1.78	529	24,265	564
293399	Other heterocyclic compounds with nitrogen hetero-atom(s) only	250,171.42	3,903,719	179,063,589	4,028,092
	BELGIUM	111.40	151,354	6,942,608	155,650
	FRANCE	10,208.68	94,320	4,326,458	95,690
	GERMANY	11,779.42	54,169	2,484,732	58,734
	INDIA	11,462.09	436,978	20,044,181	457,846
	ITALY	6,044.48	103,297	4,738,233	105,467
	JAPAN	399.49	5,305	243,340	6,149
	MEXICO	15,915.61	249,037	11,423,327	255,429
	NETHERLANDS	240.58	7,026	322,283	7,227
	PEOPLE'S REPUBLIC OF CHINA	152,447.16	2,230,233	102,300,788	2,287,070
	PORTUGAL	20.80	292	13,394	1,251
	REPUBLIC OF KOREA	9,997.97	381,597	17,503,854	394,706

TABLE 8 - Continued

PSCC CODE	COMMODITY AND COUNTRY OF ORIGIN	GROSS WEIGHT (GK)	FOB VALUE		CIF
			DOLLARS	PESOS	DOLLARS
	SINGAPORE	29,718.01	150,231	6,891,096	159,601
	SWITZERLAND	20.57	7,176	329,163	7,512
	THAILAND	713.62	13,744	630,437	14,264
	UK OF GREAT BRITAIN AND N. IRELAND	87.05	8,627	395,720	10,027
	UNITED STATES OF AMERICA	1,004.49	10,333	473,975	11,469
2934	Nucleic acids and their salts; whether or not chemically defined; other heterocyclic compounds.	880,979.21	18,039,084	827,452,781	18,628,818
293410	Compounds containing an unfused thiazole ring (whether or not hydrogenated) in the structure	1,358.91	123,397	5,660,221	131,183
	GERMANY	0.64	40	1,835	42
	MALAYSIA	33.61	2,797	128,298	2,934
	PEOPLE'S REPUBLIC OF CHINA	1,298.56	118,987	5,457,934	126,479
	SINGAPORE	26.10	1,573	72,154	1,728
293420	Compounds containing a benzothiazole ring-system (whether or not hydrogenated), not further fused	96,095.68	331,395	15,201,088	341,518
	GERMANY	0.88	23	1,055	27
	INDIA	10,154.18	27,027	1,239,728	28,876
	JAPAN	76.17	737	33,806	816
	PEOPLE'S REPUBLIC OF CHINA	85,025.11	296,660	13,607,794	304,400
	SINGAPORE	13.49	1,519	69,677	1,666
	THAILAND	825.85	5,429	249,028	5,733
293430	Compounds containing a phenothiazine ring-system (whether or not hydrogenated), not further fused	38,633.31	305,940	14,033,468	318,999
	FRANCE	353.05	128,544	5,896,313	132,595
	HONG KONG, CHINA	1,104.02	669	30,687	790
	INDIA	1.91	2,911	133,528	3,028
	JAPAN	5,260.79	29,216	1,340,138	32,022
	PEOPLE'S REPUBLIC OF CHINA	2,655.24	24,743	1,134,961	25,767
	SINGAPORE	27,630.95	111,348	5,107,533	115,705
	SPAIN	1,627.35	8,509	390,308	9,092
293499	Other nucleic acids and their salts; whether or not chemically defined; other heterocyclic compounds	744,891.31	17,278,352	792,558,004	17,837,118
	AUSTRALIA	2,166.23	3,275	150,224	3,570
	BELGIUM	1,133.78	1,088,785	49,942,568	1,124,408
	CANADA	233.86	4,479	205,452	4,662
	COSTA RICA	985.55	69,491	3,187,552	71,285
	FRANCE	107.22	5,390	247,239	6,271
	GERMANY	24,144.02	647,844	29,716,604	677,471
	HONG KONG, CHINA	708.06	5,284	242,377	5,501
	INDIA	25,481.75	851,382	39,052,892	887,194
	INDONESIA	247,627.59	1,993,934	91,461,753	2,040,324
	IRELAND	54.92	1,163,220	53,356,901	1,178,536
	ISRAEL	31.61	4,159	190,773	4,526
	ITALY	2,381.89	586,932	26,922,571	616,926
	JAPAN	15,377.54	2,264,409	103,868,440	2,361,247
	PEOPLE'S REPUBLIC OF CHINA	303,429.76	2,121,105	97,295,086	2,223,893
	REPUBLIC OF KOREA	5.28	44	2,018	46
	SINGAPORE	45,031.00	575,805	26,412,176	597,479
	SPAIN	339.44	277,727	12,739,337	297,781
	SWITZERLAND	961.67	4,629,400	212,350,578	4,722,800
	TAIWAN (REP. OF CHINA)	274.42	1,348	61,833	1,406
	THAILAND	23,705.67	266,183	12,209,814	273,302
	UK OF GREAT BRITAIN AND N. IRELAND	135.70	6,284	288,247	6,755
	UNITED STATES OF AMERICA	97.06	36,494	1,673,980	39,596
	URUGUAY	50,477.29	675,378	30,979,589	692,139
2935	Sulphonamides.	179,210.12	2,519,004	115,546,713	2,576,374
293500	Sulphonamides	179,210.12	2,519,004	115,546,713	2,576,374
	FRANCE	19,484.48	89,076	4,085,916	92,002
	GERMANY	21.32	1,064	48,806	1,126
	INDIA	11,639.78	285,171	13,080,794	293,837
	JAPAN	0.17	74	3,394	77
	PEOPLE'S REPUBLIC OF CHINA	140,924.63	1,714,450	78,641,822	1,753,004

TABLE 8 - Continued

PSCC CODE	COMMODITY AND COUNTRY OF ORIGIN	GROSS WEIGHT (GK)	FOB VALUE		CIF
			DOLLARS	PESOS	DOLLARS
	POLAND	1,073.35	8,222	377,143	9,060
	SINGAPORE	360.38	21,004	963,453	21,748
	SWITZERLAND	623.90	359,470	16,488,889	362,510
	UNITED STATES OF AMERICA	4.74	260	11,926	308
	VIETNAM	5,077.37	40,213	1,844,570	42,702
2936	Provitamins and vitamins, natural or reproduced by synthesis (including natural concentrates), derivatives thereof used primarily as vitamins, and intermixtures of the foregoing, whether or not in any solvent.	7,702,452.96	52,856,253	2,424,516,323	54,686,872
293610	Provitamins, unmixed	418,929.34	4,791,679	219,794,315	4,903,159
	AUSTRALIA	766.19	226,559	10,392,261	234,119
	FRANCE	56,049.54	1,077,380	49,419,421	1,098,397
	GERMANY	24,063.79	319,269	14,644,869	322,728
	INDIA	62.47	404	18,531	431
	MALAYSIA	36,629.71	752,648	34,523,964	765,928
	NETHERLANDS	4.99	376	17,247	402
	NEW ZEALAND	14.20	685	31,421	829
	PEOPLE'S REPUBLIC OF CHINA	52,902.94	102,672	4,709,565	108,608
	POLAND	12,375.78	9,555	438,288	10,209
	SINGAPORE	41,666.32	901,484	41,351,071	916,300
	SOUTH AFRICA, REP. OF	181.89	1,637	75,089	1,704
	SPAIN	127,722.27	642,369	29,465,466	657,670
	SWITZERLAND	19,357.80	210,407	9,651,369	213,152
	TAIWAN (REP. OF CHINA)	888.20	21,028	964,554	22,792
	UNITED STATES OF AMERICA	16,156.47	448,140	20,556,182	467,509
	URUGUAY	155.37	3,012	138,160	3,261
	VIETNAM	29,931.41	74,054	3,396,857	79,120
293621	Vitamins A and their derivatives	159,540.74	3,660,055	167,886,723	3,784,070
	DENMARK	3,266.51	127,275	5,838,104	129,761
	FINLAND	147.83	15,252	699,609	15,300
	FRANCE	37,340.02	754,557	34,611,530	770,327
	GERMANY	13,296.35	700,373	32,126,110	722,274
	HONG KONG, CHINA	0.89	418	19,174	430
	INDIA	373.35	23,459	1,076,064	24,952
	NETHERLANDS	472.31	19,592	898,685	21,170
	PEOPLE'S REPUBLIC OF CHINA	35,890.35	659,249	30,239,752	683,749
	REPUBLIC OF KOREA	6.66	1,100	50,457	1,176
	SINGAPORE	58,680.18	1,122,044	51,468,158	1,163,899
	SWITZERLAND	7,256.12	187,386	8,595,396	197,593
	TAIWAN (REP. OF CHINA)	159.63	9,223	423,059	9,483
	UNITED ARAB EMIRATES, N.E.S.	250.44	13,830	634,382	14,396
	UNITED STATES OF AMERICA	1,852.92	15,366	704,838	15,654
	URUGUAY	547.18	10,931	501,405	13,906
293622	Vitamins B1, and its derivatives	85,850.34	2,189,512	100,432,915	2,258,975
	FRANCE	538.55	14,240	653,189	14,656
	GERMANY	2,776.75	89,105	4,087,246	94,137
	INDONESIA	40.64	1,769	81,144	2,138
	ITALY	292.36	8,435	386,913	8,590
	JAPAN	280.09	201,069	9,223,035	207,206
	PEOPLE'S REPUBLIC OF CHINA	58,334.48	1,247,672	57,230,715	1,282,078
	SINGAPORE	19,299.42	520,306	23,866,436	535,421
	SWITZERLAND	4,280.02	105,993	4,861,899	113,776
	UNITED STATES OF AMERICA	8.03	923	42,338	973
293623	Vitamins B2, and its derivatives	35,567.25	857,621	39,339,076	888,502
	FRANCE	3,806.37	100,573	4,613,284	103,712
	GERMANY	5,248.66	103,251	4,736,123	104,523
	INDIA	464.76	35,793	1,641,825	36,975
	ITALY	595.11	14,426	661,721	14,433
	PEOPLE'S REPUBLIC OF CHINA	4,462.02	108,124	4,959,648	110,905
	SINGAPORE	16,482.01	424,769	19,484,154	439,177
	SWITZERLAND	4,508.32	70,685	3,242,321	78,777
293624	D- or DL-Pantothenic acid (Vitamin B3 or Vitamin B5) and its derivatives	276,643.16	2,552,884	117,100,788	2,637,001

TABLE 8 - Continued

PSCC CODE	COMMODITY AND COUNTRY OF ORIGIN	GROSS WEIGHT (GK)	FOB VALUE		CIF
			DOLLARS	PESOS	DOLLARS
	FRANCE	30,007.93	221,495	10,159,976	225,101
	GERMANY	3,580.75	56,881	2,609,131	57,444
	INDIA	54,782.12	259,038	11,882,073	270,919
	ITALY	44.12	492	22,568	525
	MALAYSIA	80.22	759	34,815	865
	PEOPLE'S REPUBLIC OF CHINA	73,033.55	814,311	37,352,446	836,592
	SINGAPORE	95,716.78	1,004,406	46,072,103	1,033,873
	SWITZERLAND	16,832.79	160,394	7,357,273	173,810
	TAIWAN (REP. OF CHINA)	457.58	2,837	130,133	4,392
	UK OF GREAT BRITAIN AND N. IRELAND	276.15	10,843	497,368	11,187
	UNITED STATES OF AMERICA	318.31	11,407	523,239	11,845
	VIETNAM	1,512.86	10,021	459,663	10,448
293625	Vitamins B6, and its derivatives	40,186.68	856,771	39,300,085	889,611
	FRANCE	2,753.46	56,236	2,579,545	56,818
	GERMANY	1,219.75	42,704	1,958,832	43,498
	INDIA	12.17	326	14,954	368
	PEOPLE'S REPUBLIC OF CHINA	27,712.28	554,604	25,439,685	576,020
	SINGAPORE	2,448.80	75,032	3,441,718	78,543
	SWITZERLAND	6,040.22	127,869	5,865,351	134,364
293626	Vitamins B12, and its derivatives	13,329.67	1,527,290	70,056,792	1,587,578
	DENMARK	23.90	789	36,191	789
	FRANCE	2,147.56	839,522	38,508,874	875,849
	GERMANY	8.32	1,231	56,466	1,281
	HONG KONG, CHINA	2.78	1,432	65,686	1,490
	INDIA	23.14	3,590	164,673	3,721
	INDONESIA	1,557.71	96,883	4,444,023	99,222
	NETHERLANDS	0.87	635	29,127	748
	PEOPLE'S REPUBLIC OF CHINA	4,025.41	215,707	9,894,480	220,980
	SINGAPORE	3,547.72	104,987	4,815,754	106,792
	SPAIN	32.92	175,501	8,050,231	182,457
	SWITZERLAND	692.05	19,793	907,905	25,406
	THAILAND	264.46	19,487	893,869	19,907
	UNITED STATES OF AMERICA	1,002.83	47,733	2,189,513	48,936
293627	Vitamins C, and its derivatives	1,427,632.42	7,508,248	344,403,336	7,763,360
	DENMARK	1,337.39	44,768	2,053,508	44,795
	GERMANY	23,209.87	269,825	12,376,873	279,529
	HONG KONG, CHINA	324.89	1,085	49,769	1,234
	INDONESIA	520.21	20,215	927,262	20,687
	JAPAN	199.96	31,298	1,435,639	34,076
	MALAYSIA	227.77	13,375	613,511	14,037
	PEOPLE'S REPUBLIC OF CHINA	1,252,519.09	4,631,063	212,426,860	4,805,738
	REPUBLIC OF KOREA	91.58	6,211	284,899	6,453
	SINGAPORE	66,158.63	1,042,251	47,808,053	1,077,138
	SPAIN	0.87	90	4,128	100
	SWITZERLAND	68.88	1,551	71,144	2,044
	TAIWAN (REP. OF CHINA)	40.99	157	7,202	177
	UK OF GREAT BRITAIN AND N. IRELAND	74,242.38	1,298,857	59,578,571	1,320,125
	UNITED STATES OF AMERICA	45.92	2,993	137,289	3,178
	URUGUAY	8,643.99	144,509	6,628,628	154,049
293628	Vitamins E, and its derivatives	613,086.71	5,509,378	252,715,169	5,746,000
	DENMARK	63.31	6,332	290,449	6,347
	FRANCE	96,529.73	837,871	38,433,143	851,773
	GERMANY	16,352.72	169,124	7,757,718	176,135
	HONG KONG, CHINA	41.13	1,073	49,219	1,277
	ITALY	8,722.74	65,193	2,990,403	66,659
	MALAYSIA	4.75	1,650	75,686	1,652
	PEOPLE'S REPUBLIC OF CHINA	240,667.33	1,557,659	71,449,818	1,591,112
	SINGAPORE	42,262.24	674,627	30,945,140	698,829
	SPAIN	664.74	27,163	1,245,967	29,431
	SWITZERLAND	197,663.13	1,894,205	86,887,183	2,019,595
	UK OF GREAT BRITAIN AND N. IRELAND	24.15	628	28,806	671
	UNITED STATES OF AMERICA	2,599.42	190,517	8,739,015	214,289
	URUGUAY	7,491.32	83,336	3,822,622	88,230
293629	Other vitamins and their derivatives	4,191,994.07	17,971,093	824,334,037	18,478,206

TABLE 8 - Continued

PSCC CODE	COMMODITY AND COUNTRY OF ORIGIN	GROSS WEIGHT (GK)	FOB VALUE		CIF DOLLARS
			DOLLARS	PESOS	
	AUSTRALIA	21.74	1,650	75,686	1,977
	CANADA	42,418.33	142,204	6,522,897	152,229
	DENMARK	176.35	6,821	312,879	7,820
	FRANCE	209,105.72	1,331,065	61,055,952	1,351,575
	GERMANY	194,973.78	2,160,810	99,116,355	2,207,278
	INDIA	178,186.93	835,229	38,311,954	861,785
	INDONESIA	1,085.79	66,353	3,043,612	67,635
	ITALY	2,051.15	43,417	1,991,538	43,440
	MALAYSIA	85,570.96	531,762	24,391,923	540,178
	MEXICO	5,956.68	31,669	1,452,657	33,835
	NETHERLANDS	4,566.51	12,232	561,082	13,467
	PEOPLE'S REPUBLIC OF CHINA	467,587.12	2,515,708	115,395,526	2,593,909
	REPUBLIC OF KOREA	47,236.51	33,411	1,532,563	35,837
	SINGAPORE	894,696.17	4,923,196	225,827,001	5,089,508
	SPAIN	3,350.90	21,006	963,545	21,258
	SWITZERLAND	37,806.85	493,782	22,649,780	523,476
	THAILAND	854,374.79	2,781,266	127,576,671	2,820,556
	UNITED STATES OF AMERICA	311,299.77	819,296	37,581,108	843,317
	VIETNAM	851,528.02	1,220,216	55,971,308	1,269,126
293690	Other provitamins, natural or reproduced by synthesis (including natural concentrates), derivatives thereof used primarily as vitamins, and intermixtures of the foregoing, whether or not in any solvent	439,692.58	5,431,722	249,153,087	5,750,410
	AUSTRALIA	358.64	102,769	4,714,014	119,286
	AUSTRIA	15,130.33	47,950	2,199,467	51,012
	BELGIUM	11,233.50	138,469	6,351,573	144,472
	BULGARIA	9,214.72	90,763	4,163,299	94,457
	CANADA	20,416.33	117,378	5,384,129	122,576
	FRANCE	477.04	7,493	343,704	10,872
	GERMANY	81,571.39	240,073	11,012,149	256,299
	HONG KONG, CHINA	6,142.91	112,282	5,150,375	115,597
	INDIA	1,980.46	32,074	1,471,234	34,759
	INDONESIA	8,518.01	99,298	4,554,799	99,926
	ITALY	20,119.99	215,384	9,879,664	224,842
	MALAYSIA	10,784.77	190,090	8,719,428	191,692
	NETHERLANDS	12,377.54	166,607	7,642,263	173,172
	PEOPLE'S REPUBLIC OF CHINA	53,532.03	1,101,865	50,542,548	1,153,803
	REPUBLIC OF KOREA	3,253.33	34,156	1,566,736	36,202
	SINGAPORE	65,696.18	978,982	44,905,904	995,323
	SPAIN	18,808.51	113,858	5,222,666	127,043
	SWITZERLAND	9,607.14	156,783	7,191,636	196,422
	TAIWAN (REP. OF CHINA)	203.00	12,530	574,751	13,993
	THAILAND	16,688.13	229,100	10,508,817	239,976
	UK OF GREAT BRITAIN AND N. IRELAND	23,008.99	497,438	22,817,481	539,825
	UNITED STATES OF AMERICA	50,327.62	741,313	34,004,027	803,722
	URUGUAY	242.02	5,067	232,423	5,139
2937	Hormones, prostaglandins, thromboxanes and leukotrienes, natural or reproduced by synthesis; derivatives and structural analogues thereof, including chain modified polypeptides, used primarily as hormones.	94,950.94	893,568	40,987,964	947,364
293711	Somatotropin, its derivatives and structural analogues	356.26	15,481	710,113	18,236
	SPAIN	356.26	15,481	710,113	18,236
293712	Insulin and its salts	3,566.85	180,270	8,268,985	197,089
	INDIA	3,563.68	179,271	8,223,161	196,087
	SINGAPORE	3.17	999	45,824	1,002
293719	Other polypeptide hormones, protein hormones and glycoprotein hormones their derivatives and structural analogues	2,163.10	43,873	2,012,455	45,258
	GERMANY	1,914.33	40,194	1,843,699	41,337
	UNITED STATES OF AMERICA	248.77	3,679	168,756	3,921
293721	Cortisone, hydrocortisone, prednisone (dehydrocortisone) and prednisolone (dehydrohydrocortisone)	1,691.32	262,429	12,037,618	278,258
	PEOPLE'S REPUBLIC OF CHINA	1,579.59	188,967	8,667,916	201,064
	SINGAPORE	30.71	17,171	787,634	17,569

TABLE 8 - Continued

PSCC CODE	COMMODITY AND COUNTRY OF ORIGIN	GROSS WEIGHT (GK)	FOB VALUE		CIF
			DOLLARS	PESOS	DOLLARS
	UNITED STATES OF AMERICA	81.02	56,291	2,582,068	59,625
293722	Halogenated derivatives of adrenal cortical hormones	246.90	135,078	6,196,028	139,859
	FRANCE	0.04	146	6,697	160
	HONG KONG, CHINA	8.70	7,831	359,208	8,276
	INDIA	0.85	677	31,054	679
	ITALY	2.44	7,487	343,429	7,743
	MALAYSIA	18.21	17,204	789,147	18,011
	PEOPLE'S REPUBLIC OF CHINA	15.21	7,378	338,429	7,522
	REPUBLIC OF KOREA	127.42	6,495	297,926	6,783
	UNITED STATES OF AMERICA	74.03	87,860	4,030,138	90,685
293723	Oestrogens and progestogens	8.09	10,734	492,369	11,086
	INDIA	1.17	3,885	178,205	4,044
	PEOPLE'S REPUBLIC OF CHINA	6.92	6,849	314,164	7,042
293729	Other adrenal cortical hormones and their derivatives	1,705.37	159,458	7,314,339	166,152
	FRANCE	909.31	31,289	1,435,226	32,273
	GERMANY	9.45	44,517	2,041,995	46,368
	ITALY	0.82	1,764	80,915	1,814
	MEXICO	2.38	268	12,293	463
	NETHERLANDS	14.38	3,316	152,105	4,019
	PEOPLE'S REPUBLIC OF CHINA	542.85	67,990	3,118,701	69,345
	SPAIN	226.18	10,314	473,104	11,870
293731	Epinephrine	61,828.03	48,975	2,246,483	50,827
	CANADA	102.14	33,666	1,544,259	35,097
	PEOPLE'S REPUBLIC OF CHINA	61,725.89	15,309	702,224	15,730
293739	Other catecholamine hormones, their derivatives and structural analogues	5.07	652	29,907	671
	SINGAPORE	5.07	652	29,907	671
293750	Prostaglandins, thromboxanes and leukotrienes, their derivatives and structural analogues	8.55	3,666	168,159	3,816
	JAPAN	8.55	3,666	168,159	3,816
293790	Other hormones, prostaglandins, thromboxanes and leukotrienes, natural or reproduced by synthesis; derivatives and structural analogues thereof, including chain modified polypeptides, used primarily as hormones	23,371.40	32,952	1,511,508	36,112
	CANADA	76.61	23,571	1,081,202	25,850
	JAPAN	83.75	1,235	56,649	1,277
	PEOPLE'S REPUBLIC OF CHINA	23,211.04	8,146	373,657	8,985
2938	Glycosides, natural or reproduced by synthesis, and their salts, ethers, esters and other derivatives.	261,057.72	933,945	42,840,057	980,039
293810	Rutoside (rutin) and its derivatives	78.94	4,659	213,708	5,048
	PEOPLE'S REPUBLIC OF CHINA	69.79	3,392	155,591	3,423
	SINGAPORE	9.15	1,267	58,117	1,625
293890	Other glycosides, natural or reproduced by synthesis, and their salts, ethers, esters and other derivatives	260,978.78	929,286	42,626,349	974,991
	INDIA	1.94	4,662	213,846	4,853
	JAPAN	112.48	17,112	784,927	17,575
	MALAYSIA	58,319.50	404,342	18,547,168	426,895
	PEOPLE'S REPUBLIC OF CHINA	123,960.87	259,864	11,919,962	269,944
	SINGAPORE	5.87	687	31,513	707
	SPAIN	3.81	804	36,879	930
	THAILAND	4,540.79	9,302	426,683	10,908
	UNITED STATES OF AMERICA	74,033.52	232,513	10,665,371	243,179
2939	Vegetable alkaloids, natural or reproduced by synthesis, and their salts, ethers, esters and other derivatives.	26,581.42	980,917	44,994,665	1,007,665

TABLE 8 - Continued

PSCC CODE	COMMODITY AND COUNTRY OF ORIGIN	GROSS WEIGHT (GK)	FOB VALUE		CIF
			DOLLARS	PESOS	DOLLARS
293911	Concentrates of poppy straw; buprenorphine (INN), codeine, dihydrocodeine (INN), ethylmorphine, etorphine (INN), heroin, hydrocodone (INN), hydromorphone (INN), morphine, nicomorphine (INN), oxycodone (INN), oxymorphone (INN), pholcodine (INN), thebacon (INN) and thebaine; salts thereof	0.83	150	6,881	161
	UNITED STATES OF AMERICA	0.83	150	6,881	161
293919	Other alkaloids of opium and their derivatives; salts thereof	9.36	50,061	2,296,298	52,423
	UNITED STATES OF AMERICA	9.36	50,061	2,296,298	52,423
293930	Caffeine and its salts	19,813.16	597,565	27,410,307	608,246
	GERMANY	457.63	15,534	712,545	16,021
	JAPAN	23.96	617	28,302	639
	SINGAPORE	13.94	1,708	78,346	1,798
	URUGUAY	19,317.63	579,706	26,591,114	589,788
293941	Ephedrine and its salts	3.83	1,161	53,255	1,259
	AUSTRALIA	3.00	621	28,485	682
	UNITED STATES OF AMERICA	0.83	540	24,770	577
293942	Pseudoephedrine (INN) and its salts	2.41	590	27,064	625
	FRANCE	0.85	356	16,330	370
	UNITED STATES OF AMERICA	1.56	234	10,734	255
293943	Cathine (INN) and its salts	0.47	97	4,449	106
	AUSTRALIA	0.47	97	4,449	106
293949	Other ephedrine and their salts	376.89	19,400	889,878	19,822
	JAPAN	376.89	19,400	889,878	19,822
293959	Other theophylline and aminophylline (theophylline-ethylenediamine) and their derivatives; salts thereof	912.34	49,123	2,253,272	51,764
	GERMANY	32.32	1,616	74,126	1,630
	INDIA	880.02	47,507	2,179,146	50,134
293969	Other alkaloids of rye ergot and their derivatives; salts thereof	615.96	85,945	3,942,297	91,111
	CZECH REPUBLIC (CZECHOSLOVAKIA)	4.48	9,402	431,270	9,422
	INDONESIA	607.31	69,998	3,210,808	74,985
	SINGAPORE	4.17	6,545	300,219	6,704
293991	Cocaine, ecgonine, levometamfetamine, metamfetamine (INN), metamfetamine racemate; salts, esters and other derivatives thereof	17.63	5,408	248,066	5,727
	AUSTRALIA	7.35	511	23,440	543
	UNITED STATES OF AMERICA	10.28	4,897	224,626	5,184
293999	Other vegetables alkaloids, natural or reproduced by synthesis, and their salts, ethers, esters and other derivatives	4,828.54	171,417	7,862,898	176,421
	FRANCE	0.08	157	7,202	161
	GERMANY	21.42	2,795	128,207	2,844
	INDIA	295.47	16,807	770,937	18,141
	ITALY	4,438.90	20,685	948,821	21,021
	MALAYSIA	8.69	1,304	59,814	1,415
	NETHERLANDS	1.69	200	9,174	208
	SINGAPORE	36.45	129,093	5,921,496	132,229
	UNITED STATES OF AMERICA	25.84	376	17,247	402
2940	Sugars, chemically pure, other than sucrose, lactose, maltose, glucose and fructose; sugar ethers, sugar acetals and sugar esters, and their salts, other than products of heading 29.37, 29.38 or 29.39.	3,920,316.52	3,207,665	147,135,596	3,392,515

TABLE 8 - Continued

PSCC CODE	COMMODITY AND COUNTRY OF ORIGIN	GROSS WEIGHT (GK)	FOB VALUE		CIF
			DOLLARS	PESOS	DOLLARS
294000	Sugars, chemically pure, other than sucrose, lactose, maltose, glucose and fructose; sugar ethers and sugar esters, and their salts, other than products of heading No. 29.37, 29.38, 29.39	3,920,316.52	3,207,665	147,135,596	3,392,515
	AUSTRALIA	1,023.93	1,126	51,650	1,197
	BANGLADESH	1,276.98	2,690	123,390	3,067
	DENMARK	205.73	17,813	817,082	19,963
	FRANCE	138.46	855	39,219	906
	GERMANY	22,474.13	53,565	2,457,027	55,717
	HONG KONG, CHINA	1.68	965	44,265	1,087
	INDIA	798.15	5,372	246,414	5,507
	INDONESIA	453.39	3,279	150,408	3,384
	IRELAND	867.61	7,618	349,438	8,375
	JAPAN	21,090.63	124,346	5,703,751	126,038
	MALAYSIA	1,622.15	1,127	51,695	2,905
	NETHERLANDS	96.88	8,287	380,125	9,039
	PEOPLE'S REPUBLIC OF CHINA	3,304,653.05	1,325,800	60,814,446	1,395,751
	SINGAPORE	20,577.81	984,694	45,167,914	1,058,316
	SOUTH AFRICA, REP. OF	22,161.88	76,739	3,520,018	81,288
	SPAIN	50.05	179	8,211	191
	TAIWAN (REP. OF CHINA)	352.19	24,851	1,139,915	27,361
	THAILAND	479,914.38	229,339	10,519,780	246,097
	UK OF GREAT BRITAIN AND N. IRELAND	3.58	465	21,330	481
	UNITED STATES OF AMERICA	22,091.87	54,959	2,520,969	58,332
	URUGUAY	20,461.99	283,596	13,008,549	287,513
2941	Antibiotics.	2,081,074.55	31,603,455	1,449,650,480	32,871,466
294110	Penicillins and their derivatives with a penicillanic acid structure; salts thereof	557,177.45	8,502,466	390,008,115	8,896,041
	AUSTRIA	8,608.41	318,013	14,587,256	421,282
	DENMARK	3.04	8,261	378,932	8,447
	FINLAND	13,587.01	55,195	2,531,795	56,752
	FRANCE	3.18	152	6,972	169
	GERMANY	1,773.12	97,884	4,489,939	99,494
	INDIA	91,753.29	1,594,949	73,160,310	1,667,376
	ITALY	4,004.13	399,390	18,320,019	439,415
	JAPAN	9,171.52	122,892	5,637,056	129,421
	MEXICO	86.54	21,330	978,407	22,955
	NETHERLANDS	2,542.31	106,614	4,890,385	112,870
	PEOPLE'S REPUBLIC OF CHINA	247,691.33	4,742,552	217,540,860	4,861,534
	REPUBLIC OF KOREA	5,144.88	54,622	2,505,511	56,450
	SINGAPORE	166,517.71	817,127	37,481,616	842,066
	SLOVAK REPUBLIC (SLOVAKIA)	630.45	24,846	1,139,686	38,029
	THAILAND	4,415.75	85,952	3,942,618	86,086
	UK OF GREAT BRITAIN AND N. IRELAND	1,227.02	46,948	2,153,505	47,761
	UNITED STATES OF AMERICA	17.76	5,739	263,248	5,934
294120	Streptomycins and their derivatives; salts thereof	25,731.91	169,618	7,780,377	184,138
	INDIA	20,136.50	61,937	2,841,050	73,610
	PEOPLE'S REPUBLIC OF CHINA	5,592.08	107,312	4,922,401	110,134
	SINGAPORE	3.33	369	16,926	394
294130	Tetracyclines and their derivatives; salts thereof	395,678.45	2,972,553	136,351,006	3,058,004
	ITALY	49.90	242,006	11,100,815	242,367
	NETHERLANDS	421.24	14,301	655,987	14,694
	PEOPLE'S REPUBLIC OF CHINA	385,371.34	2,636,874	120,953,410	2,719,212
	SINGAPORE	9,835.85	79,348	3,639,693	81,705
	UNITED STATES OF AMERICA	0.12	24	1,101	26
294140	Chloramphenicol and its derivatives; salts thereof	19,919.47	643,117	29,499,777	662,345
	AUSTRALIA	2.49	97	4,449	106
	INDIA	739.56	43,703	2,004,657	45,877
	PAKISTAN, ISLAMIC REP. OF	157.23	5,290	242,652	5,310
	PEOPLE'S REPUBLIC OF CHINA	18,961.74	585,847	26,872,802	602,656
	SINGAPORE	58.45	8,180	375,217	8,396
294150	Erythromycin and its derivatives; salts thereof	15,202.98	674,174	30,924,361	699,899
	INDIA	7,583.65	248,202	11,385,026	259,772

TABLE 8 - Continued

PSCC CODE	COMMODITY AND COUNTRY OF ORIGIN	GROSS WEIGHT (GK)	FOB VALUE		CIF DOLLARS
			DOLLARS	PESOS	
	JAPAN	15.36	504	23,118	594
	MALAYSIA	391.51	19,956	915,382	21,739
	PEOPLE'S REPUBLIC OF CHINA	5,988.06	244,282	11,205,215	249,505
	SINGAPORE	531.74	100,894	4,628,008	103,909
	SPAIN	692.66	60,336	2,767,612	64,380
294190	Other antibiotics	1,067,364.29	18,641,527	855,086,844	19,371,039
	BULGARIA	686.98	32,737	1,501,646	33,948
	DENMARK	10.02	22,667	1,039,735	23,406
	FRANCE	0.87	77	3,532	84
	GERMANY	11.29	588	26,972	605
	HONG KONG, CHINA	45.74	1,788	82,016	2,034
	HUNGARY	68.01	150,025	6,881,646	160,525
	INDIA	40,133.21	5,198,312	238,446,571	5,425,082
	ITALY	1,002.32	295,439	13,551,787	311,664
	NETHERLANDS	390.81	973	44,632	5,089
	PEOPLE'S REPUBLIC OF CHINA	994,540.21	9,675,784	443,828,212	9,957,785
	REPUBLIC OF KOREA	2,141.09	376,057	17,249,735	392,512
	SINGAPORE	9,333.90	231,706	10,628,354	240,919
	SPAIN	588.02	25,582	1,173,446	26,303
	SWITZERLAND	15.94	62	2,844	64
	THAILAND	14,587.19	263,455	12,084,682	279,131
	UK OF GREAT BRITAIN AND N. IRELAND	3,655.50	2,275,457	104,375,213	2,420,655
	UNITED STATES OF AMERICA	153.19	90,818	4,165,821	91,233
2942	Other organic compounds.	1,086,189.66	3,447,260	158,125,816	3,669,914
294200	Other organic compounds	1,086,189.66	3,447,260	158,125,816	3,669,914
	FRANCE	22,452.58	197,502	9,059,417	210,025
	GERMANY	15,523.06	78,123	3,583,502	78,172
	HONG KONG, CHINA	8,288.75	35,043	1,607,422	36,771
	INDIA	137,946.00	754,228	34,596,438	791,519
	INDONESIA	4,005.47	85,151	3,905,876	90,975
	ISRAEL	45.06	348	15,963	553
	ITALY	535.08	5,274	241,918	5,734
	JAPAN	2,799.58	32,937	1,510,820	34,422
	MALAYSIA	33,887.21	38,977	1,787,875	41,633
	NETHERLANDS	7,146.35	149,571	6,860,822	150,432
	PEOPLE'S REPUBLIC OF CHINA	297,147.76	781,598	35,851,900	829,031
	REPUBLIC OF KOREA	269,790.36	173,383	7,953,078	186,245
	SINGAPORE	43,125.68	576,896	26,462,220	612,516
	SPAIN	12,147.28	34,740	1,593,524	36,657
	SWITZERLAND	45.43	1,372	62,934	1,658
	TAIWAN (REP. OF CHINA)	2,114.64	65,004	2,981,733	67,311
	THAILAND	220,854.22	351,240	16,111,379	379,303
	UK OF GREAT BRITAIN AND N. IRELAND	4,688.21	71,500	3,279,705	76,392
	UNITED STATES OF AMERICA	3,646.94	14,373	659,290	40,565
30	Pharmaceutical products	46,752,452.41	1,088,622,553	49,935,116,508	1,155,102,498
3001	Glands and other organs for organo-therapeutic uses, dried, whether or not powdered; extracts of glands or other organs or of their secretions for organo-therapeutic uses; heparin and its salts; other human or animal substances prepared for therapeutic or prophylactic uses, not elsewhere specified or included.	6,194.23	427,562	19,612,267	457,013
300110	Glands and other organs, dried, whether or not powdered	1,735.08	47,030	2,157,266	48,463
	CZECH REPUBLIC (CZECHOSLOVAKIA)	1.75	49	2,248	164
	INDIA	1,410.19	45,429	2,083,828	46,530
	JAPAN	153.82	1,469	67,383	1,680
	UNITED STATES OF AMERICA	169.32	83	3,807	89
300190	Herapin and its salts; other human or animal substances prepared for therapeutic or prophylactic uses, not elsewhere specified or included	4,459.15	380,532	17,455,001	408,550
	CZECH REPUBLIC (CZECHOSLOVAKIA)	2.88	112	5,137	118
	DENMARK	133.92	13,474	618,052	13,711
	INDIA	2,181.49	99,568	4,567,184	101,631
	PEOPLE'S REPUBLIC OF CHINA	1,495.41	244,652	11,222,187	269,361

TABLE 8 - Continued

PSCC CODE	COMMODITY AND COUNTRY OF ORIGIN	GROSS WEIGHT (GK)	FOB VALUE		CIF DOLLARS
			DOLLARS	PESOS	
	REPUBLIC OF KOREA	20.34	7,967	365,446	8,846
	SINGAPORE	18.81	4,584	210,268	4,597
	UNITED STATES OF AMERICA	606.30	10,175	466,727	10,286
3002	Human blood; animal blood prepared for therapeutic, prophylactic or diagnostic uses; antisera and other blood fractions and modified immunological products, whether or not obtained by means of biotechnological processes; vaccines, toxins, cultures of micro-organisms (excluding yeasts) and similar products.	1,759,769.36	160,722,678	7,372,349,237	169,708,376
300210	Antisera and other blood fractions and modified immunological products, whether or not obtained by means of biotechnological processes	83,228.99	14,510,086	665,577,643	15,310,026
	AUSTRIA	0.68	111	5,092	114
	BELGIUM	100.42	17,669	810,477	20,139
	CZECH REPUBLIC (CZECHOSLOVAKIA)	216.38	11,967	548,926	12,338
	DENMARK	43.60	10,947	502,139	11,260
	EGYPT ARAB REPUBLIC	6.05	361	16,559	638
	FRANCE	8,154.62	1,536,946	70,499,713	1,598,751
	GERMANY	2,211.10	507,041	23,257,970	516,158
	HONG KONG, CHINA	1,320.40	55,707	2,555,280	78,109
	INDIA	3,573.79	542,973	24,906,171	580,620
	IRELAND	8,503.17	1,478,737	67,829,666	1,569,412
	JAPAN	102.01	5,850	268,340	6,102
	NETHERLANDS	117.75	52,192	2,394,047	54,988
	PEOPLE'S REPUBLIC OF CHINA	7,930.66	255,893	11,737,812	264,461
	REPUBLIC OF KOREA	27,438.49	4,878,067	223,756,933	5,148,175
	SINGAPORE	4,690.60	692,026	31,743,233	713,056
	SPAIN	12.15	5,942	272,560	6,492
	SWITZERLAND	632.25	56,590	2,595,783	65,457
	TAIWAN (REP. OF CHINA)	35.79	7,470	342,649	8,122
	TURKEY	7.92	1,105	50,686	1,108
	UK OF GREAT BRITAIN AND N. IRELAND	590.05	1,562,167	71,656,600	1,620,825
	UNITED STATES OF AMERICA	17,541.11	2,830,325	129,827,007	3,033,701
300220	Vaccines for human medicine	556,941.84	95,295,254	4,371,193,299	99,968,428
	BELGIUM	47,308.61	15,447,043	708,555,862	16,186,604
	CANADA	885.43	163,717	7,509,699	181,263
	DENMARK	7,428.12	427,014	19,587,132	456,116
	FRANCE	50,438.76	14,488,763	664,599,558	15,412,033
	GERMANY	29,956.55	2,664,939	122,240,752	2,839,020
	HONG KONG, CHINA	651.68	89,331	4,097,613	96,837
	INDIA	262,477.90	19,163,078	879,010,388	20,270,580
	INDONESIA	1,593.23	77,629	3,560,842	79,551
	IRELAND	1,559.12	329,337	15,106,688	329,941
	ITALY	3,762.83	760,832	34,899,364	820,432
	JAPAN	195.85	39,047	1,791,086	40,920
	MEXICO	3,786.29	23,643	1,084,504	25,455
	NETHERLANDS	45,915.09	19,264,644	883,669,220	20,048,142
	NEW ZEALAND	33.05	5,905	270,862	6,606
	PAKISTAN, ISLAMIC REP. OF	8,365.21	63,248	2,901,186	77,952
	PEOPLE'S REPUBLIC OF CHINA	11,147.99	722,962	33,162,267	762,801
	REPUBLIC OF KOREA	10,401.17	1,624,937	74,535,860	1,718,343
	SWEDEN	5.83	2,559	117,381	2,664
	SWITZERLAND	25,353.57	2,411,266	110,604,771	2,447,065
	THAILAND	13,682.51	345,347	15,841,067	368,384
	UK OF GREAT BRITAIN AND N. IRELAND	883.88	277,018	12,706,816	279,719
	UNITED STATES OF AMERICA	31,023.31	16,879,685	774,271,151	17,493,735
	VIETNAM	85.86	23,310	1,069,230	24,265
300230	Vaccines for veterinary medicine	1,104,748.79	48,311,543	2,216,050,478	51,679,237
	AUSTRALIA	885.98	453,699	20,811,173	478,643
	AUSTRIA	6.58	3,166	145,224	3,428
	BAHRAIN	58.36	51,901	2,380,699	56,081
	BELGIUM	368.71	74,303	3,408,279	81,070
	BRAZIL	582,003.41	852,061	39,084,038	926,184
	CHILE	581.93	30,987	1,421,374	44,367
	CROATIA	755.80	9,474	434,572	15,894
	CZECH REPUBLIC (CZECHOSLOVAKIA)	9,894.41	368,801	16,916,902	447,564
	DENMARK	633.22	20,866	957,123	23,326

TABLE 8 - Continued

PSCC CODE	COMMODITY AND COUNTRY OF ORIGIN	GROSS WEIGHT (GK)	FOB VALUE		CIF DOLLARS
			DOLLARS	PESOS	
	FRANCE	74,078.60	8,949,635	410,519,757	9,570,115
	GERMANY	5,953.04	588,732	27,005,137	642,998
	HONG KONG, CHINA	52.46	1,533	70,319	1,638
	INDIA	5,282.01	113,414	5,202,300	121,027
	INDONESIA	28,651.86	103,803	4,761,444	109,628
	IRELAND	3.28	32	1,468	202
	ITALY	14,106.29	890,748	40,858,611	950,590
	JAPAN	2,849.98	835,718	38,334,385	872,748
	MALAYSIA	2,140.20	148,216	6,798,668	153,728
	MEXICO	10,894.46	372,303	17,077,539	387,105
	NETHERLANDS	48,119.86	5,663,626	259,790,524	6,008,988
	NEW ZEALAND	133.67	22,731	1,042,671	24,847
	PEOPLE'S REPUBLIC OF CHINA	4,535.58	52,108	2,390,194	53,323
	POLAND	0.84	63	2,890	78
	REPUBLIC OF KOREA	19,434.93	1,159,907	53,204,934	1,228,671
	SINGAPORE	1,083.37	191,805	8,798,095	207,949
	SPAIN	80,349.46	4,060,273	186,244,723	4,338,104
	SWEDEN	2.66	5,035	230,955	5,177
	SWITZERLAND	1,087.95	37,846	1,735,996	40,167
	TAIWAN (REP. OF CHINA)	6,893.93	302,523	13,876,730	324,418
	THAILAND	4,462.20	20,623	945,977	22,141
	UK OF GREAT BRITAIN AND N. IRELAND	611.59	15,903	729,471	17,156
	UNITED STATES OF AMERICA	196,256.28	22,896,132	1,050,245,575	24,508,124
	URUGUAY	181.89	2,159	99,033	2,168
	VIETNAM	2,394.00	11,417	523,698	11,590
300290	Toxins, cultures of micro-organisms (excluding yeasts) and similar products)	14,849.74	2,605,795	119,527,817	2,750,685
	BELGIUM	56.59	1,593	73,071	2,020
	CZECH REPUBLIC (CZECHOSLOVAKIA)	1,402.53	91,059	4,176,876	130,607
	DENMARK	803.31	13,748	630,621	14,212
	FRANCE	573.23	80,736	3,703,360	86,877
	GERMANY	232.00	10,880	499,066	13,282
	INDONESIA	6,020.18	17,427	799,377	20,357
	IRELAND	428.18	1,858,013	85,227,056	1,926,727
	ITALY	1.58	123	5,642	146
	JAPAN	760.57	78,545	3,602,859	78,802
	NEW ZEALAND	227.16	39,912	1,830,763	40,980
	PEOPLE'S REPUBLIC OF CHINA	488.91	11,193	513,423	12,182
	REPUBLIC OF KOREA	1,794.96	121,324	5,565,132	124,940
	SINGAPORE	335.70	15,389	705,893	18,828
	SWITZERLAND	19.71	799	36,650	804
	TAIWAN (REP. OF CHINA)	0.47	289	13,256	309
	THAILAND	794.07	10,150	465,581	10,708
	UK OF GREAT BRITAIN AND N. IRELAND	75.79	179,295	8,224,262	185,769
	UNITED STATES OF AMERICA	834.80	75,320	3,454,929	83,135
3003	Medicaments (excluding goods of heading 30.02, 30.05 or 30.06) consisting of two or more constituents which have been mixed together for therapeutic or prophylactic uses, not put up in measured doses or in forms or packings for retail sale.	921,027.60	9,396,600	431,022,041	9,964,674
300310	Medicament containing penicillins or derivatives thereof, with a penicillanic acid structure, or streptomycins or their derivatives, consisting of two or more constituents which have been mixed together for therapeutic or prophylactic uses, not put up in measured doses or in forms or packings for retail sale	319,385.65	1,227,277	56,295,196	1,342,490
	AUSTRALIA	214.88	4,500	206,415	4,764
	HONG KONG, CHINA	146.94	7,536	345,676	7,561
	INDIA	44,921.10	178,666	8,195,410	197,441
	MALAYSIA	6,040.91	143,514	6,582,987	143,722
	MEXICO	62.65	18,028	826,944	19,885
	PEOPLE'S REPUBLIC OF CHINA	267,999.17	875,033	40,137,764	969,117
300320	Medicament containing other antibiotics	232,897.84	4,737,784	217,322,154	4,989,051
	AUSTRALIA	4,023.47	62,062	2,846,784	65,254
	INDIA	7,054.81	355,103	16,288,575	374,601
	ITALY	1,565.27	29,008	1,330,597	31,011
	MALAYSIA	6,371.05	177,947	8,162,429	187,178
	PEOPLE'S REPUBLIC OF CHINA	78,334.18	1,046,211	47,989,699	1,100,090
	REPUBLIC OF KOREA	1,826.75	558,559	25,621,102	579,633

TABLE 8 - Continued

PSCC CODE	COMMODITY AND COUNTRY OF ORIGIN	GROSS WEIGHT (GK)	FOB VALUE		CIF
			DOLLARS	PESOS	DOLLARS
	SINGAPORE	0.83	179	8,211	198
	SWITZERLAND	17,031.04	1,391,323	63,819,986	1,478,213
	TAIWAN (REP. OF CHINA)	27,629.09	304,422	13,963,837	322,515
	THAILAND	25,961.14	624,078	28,626,458	644,494
	UNITED STATES OF AMERICA	63,100.21	188,892	8,664,476	205,864
300331	Medicament containing insulin	257.88	13,335	611,676	13,370
	INDIA	257.88	13,335	611,676	13,370
300339	Medicament containing hormones or other products of heading No. 29.37 but not containing antibiotics	188,045.24	829,783	38,062,145	899,087
	FRANCE	11.31	1,461	67,016	1,541
	INDIA	1,470.07	20,002	917,492	25,499
	JAPAN	818.80	243,904	11,187,876	266,650
	SOUTH AFRICA, REP. OF	2,972.87	9,952	456,498	11,571
	TAIWAN (REP. OF CHINA)	15,331.93	25,077	1,150,282	26,803
	VIETNAM	167,440.26	529,387	24,282,981	567,023
300340	Medicament containing alkaloids or derivatives thereof but not containing hormones or other products of heading No. 29.37 or antibiotics	422.93	8,929	409,573	10,678
	INDIA	422.93	8,929	409,573	10,678
300390	Other Medicaments (excluding goods of heading No.30.02, 30.05 or 30.06) consisting of two or more constituents which are mixed together for therapeutic or prophylactic uses, put up in measured doses or in forms or packings for retail sale	180,018.06	2,579,492	118,321,297	2,709,998
	ARGENTINA	814.87	17,725	813,046	19,473
	BELGIUM	3,293.06	3,980	182,563	28,727
	COSTA RICA	3,093.96	346,081	15,874,735	353,722
	DENMARK	100.99	895	41,054	1,372
	FRANCE	39,557.35	354,101	16,242,613	361,760
	GERMANY	1,044.59	162,588	7,457,911	173,143
	INDIA	3,332.57	192,108	8,811,994	201,464
	JAPAN	19.14	548	25,137	641
	MALAYSIA	2,771.44	65,548	3,006,687	66,278
	NETHERLANDS	30,047.61	377,250	17,304,457	398,112
	PEOPLE'S REPUBLIC OF CHINA	8,190.19	579,211	26,568,409	585,654
	REPUBLIC OF KOREA	600.92	30,678	1,407,200	31,569
	SINGAPORE	8,360.28	97,918	4,491,498	112,918
	SOUTH AFRICA, REP. OF	9,955.69	34,631	1,588,524	39,743
	TAIWAN (REP. OF CHINA)	1,421.80	59,920	2,748,530	60,891
	UNITED STATES OF AMERICA	51,666.03	210,210	9,642,332	226,375
	VIETNAM	15,747.57	46,100	2,114,607	48,156
3004	Medicaments (excluding goods of heading 30.02, 30.05 or 30.06) consisting of mixed or unmixed products for therapeutic or prophylactic uses, put up in measured doses (including those in the form of transdermal administration system) or in forms or packings for retail sale.	40,158,907.67	867,069,191	39,772,463,805	921,181,419
300410	Medicament containing penicillins or derivatives thereof, with a penicillanic acid structure, or streptomycins or their derivatives, consisting of mixed or unmixed products for therapeutic or prophylactic uses, put up in measured doses or in forms or packings for retail sale	1,460,694.41	36,407,120	1,669,994,593	39,054,422
	AUSTRALIA	132.42	35,802	1,642,238	38,252
	AUSTRIA	11,398.66	421,289	19,324,526	465,118
	BAHRAIN	185.15	9,456	433,747	10,854
	BANGLADESH	8,799.51	44,198	2,027,363	47,641
	BELGIUM	92.45	3,998	183,388	4,271
	BRAZIL	479.06	31,806	1,458,941	34,619
	COLOMBIA	1,551.15	35,108	1,610,404	36,098
	CYPRUS	1,001.22	22,062	1,011,984	24,649
	CZECH REPUBLIC (CZECHOSLOVAKIA)	2,478.20	44,896	2,059,380	46,541
	DEMOCRATIC PEOPLE'S REP. OF KOREA	1,268.70	23,333	1,070,285	23,975
	FRANCE	118,295.93	2,816,657	129,200,056	3,006,984
	GERMANY	1,010.58	19,238	882,447	19,720
	HONG KONG, CHINA	90.44	8,456	387,877	8,472

TABLE 8 - Continued

PSCC CODE	COMMODITY AND COUNTRY OF ORIGIN	GROSS WEIGHT (GK)	FOB VALUE		CIF DOLLARS
			DOLLARS	PESOS	
	INDIA	412,853.74	8,635,906	396,129,009	9,103,838
	INDONESIA	27,940.35	1,376,836	63,155,467	1,546,893
	IRELAND	1,732.54	25,872	1,186,749	25,882
	ITALY	6,715.91	305,429	14,010,028	317,965
	JAPAN	1,076.21	101,684	4,664,244	114,792
	MALAYSIA	14,619.78	119,022	5,459,539	121,969
	MAURITIUS	3.88	69	3,165	72
	MEXICO	693.58	26,175	1,200,647	28,162
	NETHERLANDS	9,976.28	1,809,911	83,020,617	1,868,157
	PAKISTAN, ISLAMIC REP. OF	169,046.97	5,222,200	239,542,313	5,370,883
	PEOPLE'S REPUBLIC OF CHINA	364,569.92	2,104,221	96,520,618	2,172,331
	REPUBLIC OF KOREA	14,641.05	1,810,995	83,070,342	1,953,435
	SINGAPORE	2,945.35	453,062	20,781,954	467,655
	SPAIN	2,812.99	54,999	2,522,803	57,066
	SWITZERLAND	3,624.81	654,141	30,005,448	660,162
	TAIWAN (REP. OF CHINA)	15,418.93	157,048	7,203,792	159,418
	THAILAND	9,233.29	180,808	8,293,663	189,403
	TURKEY	123,052.98	3,069,869	140,814,891	3,847,018
	UK OF GREAT BRITAIN AND N. IRELAND	118,958.51	6,553,120	300,591,614	7,044,036
	UNITED STATES OF AMERICA	1,038.20	98,490	4,517,736	106,081
	VIETNAM	12,955.67	130,964	6,007,318	132,010
300420	Medicaments containing other antibiotics, consisting of mixed or unmixed products for therapeutic or prophylactic uses	1,800,171.22	54,455,858	2,497,890,207	57,059,301
	ARGENTINA	3,852.41	37,251	1,708,703	37,742
	AUSTRALIA	1,873.86	453,180	20,787,366	465,181
	BANGLADESH	12,314.61	578,340	26,528,457	595,782
	BELGIUM	18,167.90	6,910,496	316,984,451	7,331,526
	CANADA	535.82	459,898	21,095,522	473,842
	COLOMBIA	1,141.62	28,954	1,328,120	29,724
	CYPRUS	280.26	11,033	506,084	11,091
	DENMARK	7,161.86	2,488,891	114,165,431	2,609,129
	FINLAND	5,771.81	31,614	1,450,134	35,525
	FRANCE	44,878.27	1,495,472	68,597,300	1,563,326
	GERMANY	42,845.20	5,499,483	252,261,285	5,827,867
	GREECE	1,596.24	459,761	21,089,237	474,481
	INDIA	594,300.50	7,465,935	342,462,438	7,742,341
	INDONESIA	70,625.02	5,926,716	271,858,462	6,179,663
	IRELAND	13,105.29	330,828	15,175,081	386,495
	ITALY	5,259.68	511,949	23,483,101	555,987
	JAPAN	1,755.66	296,929	13,620,133	298,653
	LATVIA (LATVIAN SOVIET SOCIALIST REP.)	42.83	47,578	2,182,402	50,118
	MALAYSIA	27,622.00	123,044	5,644,028	125,916
	MEXICO	10,332.06	334,156	15,327,736	364,275
	NETHERLANDS	9,315.98	573,167	26,291,170	589,314
	PAKISTAN, ISLAMIC REP. OF	141,770.43	3,351,705	153,742,709	3,450,176
	PEOPLE'S REPUBLIC OF CHINA	432,686.16	2,133,882	97,881,169	2,219,878
	PERU	2,566.62	73,024	3,349,611	81,274
	REPUBLIC OF KOREA	25,344.21	959,989	44,034,696	991,219
	ROMANIA	2,569.39	90,219	4,138,346	102,139
	SINGAPORE	456.87	141,285	6,480,743	149,131
	SLOVENIA	233.25	29,355	1,346,514	30,183
	SPAIN	16,042.96	628,646	28,835,992	689,381
	SWEDEN	38.31	11,214	514,386	11,981
	SWITZERLAND	32,957.10	7,997,578	366,848,903	8,397,354
	TAIWAN (REP. OF CHINA)	8,173.50	50,718	2,326,434	52,090
	THAILAND	172,042.74	1,847,784	84,757,852	1,881,637
	UK OF GREAT BRITAIN AND N. IRELAND	13,259.28	1,703,610	78,144,590	1,816,921
	UNITED STATES OF AMERICA	47,083.24	1,026,257	47,074,408	1,074,965
	VIETNAM	32,168.28	345,917	15,867,213	362,994
300431	Medicament containing insulin, consisting of mixed or unmixed products for therapeutic or prophylactic uses	119,307.66	18,633,509	854,719,056	19,733,952
	DENMARK	36,572.19	7,882,833	361,585,550	8,471,791
	FRANCE	6,112.14	764,884	35,085,229	810,608
	GERMANY	35,198.99	4,356,351	199,825,820	4,536,757
	INDIA	7,403.41	330,899	15,178,337	338,911
	NETHERLANDS	2,772.90	264,789	12,145,871	275,633
	PAKISTAN, ISLAMIC REP. OF	9,099.69	547,290	25,104,192	590,666
	PEOPLE'S REPUBLIC OF CHINA	3,064.61	169,359	7,768,497	183,998
	POLAND	2,436.90	167,196	7,669,281	179,669
	UK OF GREAT BRITAIN AND N. IRELAND	101.91	12,627	579,200	13,144

TABLE 8 - Continued

PSCC CODE	COMMODITY AND COUNTRY OF ORIGIN	GROSS WEIGHT (GK)	FOB VALUE		CIF
			DOLLARS	PESOS	DOLLARS
	UNITED ARAB EMIRATES, N.E.S.	970.23	7,613	349,208	7,797
	UNITED STATES OF AMERICA	15,574.69	4,129,668	189,427,871	4,324,978
300432	Medicament containing adrenal cortical hormones	361,008.61	27,065,949	1,241,515,081	29,013,933
	AUSTRALIA	1,543.79	145,032	6,652,618	162,903
	BANGLADESH	6,213.68	218,425	10,019,155	226,189
	BELGIUM	9,398.96	1,487,090	68,212,819	1,544,152
	BRAZIL	161.68	26,061	1,195,418	26,796
	CANADA	3,105.41	341,207	15,651,165	352,203
	DENMARK	1,845.92	745,220	34,183,242	778,834
	FRANCE	9,261.58	845,921	38,802,396	923,533
	GERMANY	5,307.46	415,160	19,043,389	435,113
	HONG KONG, CHINA	51.19	15,590	715,113	22,081
	INDIA	32,629.02	1,044,712	47,920,939	1,066,791
	INDONESIA	40,019.46	3,051,003	139,949,508	3,288,725
	IRELAND	280.13	80,207	3,679,095	84,010
	ITALY	2,908.29	322,705	14,802,478	324,651
	MALAYSIA	2,272.60	329,208	15,100,771	338,435
	MEXICO	396.26	278,582	12,778,556	284,333
	NETHERLANDS	360.53	19,060	874,282	19,841
	PAKISTAN, ISLAMIC REP. OF	157.23	5,290	242,652	5,310
	PEOPLE'S REPUBLIC OF CHINA	87,118.33	136,556	6,263,824	145,787
	REPUBLIC OF KOREA	837.44	29,155	1,337,340	29,447
	SINGAPORE	1,565.49	12,939	593,512	21,356
	SPAIN	18,198.91	2,261,350	103,728,124	2,411,597
	SWEDEN	21,212.07	3,028,753	138,928,900	3,309,215
	SWITZERLAND	28,843.78	3,383,185	155,186,696	3,649,265
	TAIWAN (REP. OF CHINA)	1,073.47	25,819	1,184,318	26,465
	THAILAND	6,813.53	122,547	5,621,231	129,034
	UK OF GREAT BRITAIN AND N. IRELAND	46,375.74	5,553,809	254,753,219	6,006,611
	UNITED STATES OF AMERICA	33,056.66	3,141,363	144,094,321	3,401,256
300439	Other medicaments containing hormones or other products of heading No. 29.37 but not containing antibiotics	234,565.16	24,589,945	1,127,940,780	25,916,604
	AUSTRALIA	812.14	78,195	3,586,805	80,858
	BELGIUM	2,879.84	561,958	25,777,014	612,023
	DENMARK	1,843.65	177,553	8,144,356	199,406
	FRANCE	261.20	168,468	7,727,627	179,654
	GERMANY	5,479.05	1,046,728	48,013,413	1,091,876
	HONG KONG, CHINA	65.13	97,021	4,450,353	103,780
	INDIA	3,021.97	150,857	6,919,811	157,241
	INDONESIA	28,602.96	782,047	35,872,496	843,653
	IRELAND	1,539.23	278,034	12,753,419	291,925
	ITALY	1,577.60	1,100,696	50,488,926	1,167,323
	MEXICO	5,808.18	755,116	34,637,171	775,153
	NETHERLANDS	2,088.78	836,442	38,367,595	885,115
	PAKISTAN, ISLAMIC REP. OF	1,412.48	7,602	348,704	7,621
	PEOPLE'S REPUBLIC OF CHINA	59,483.73	3,124,957	143,341,778	3,297,503
	POLAND	2,647.13	563,879	25,865,130	605,410
	REPUBLIC OF KOREA	26.22	8,731	400,491	8,777
	SINGAPORE	2,126.31	648,955	29,767,566	692,882
	SPAIN	17,659.06	1,991,371	91,344,188	2,024,053
	SWEDEN	2,855.52	402,541	18,464,556	419,026
	SWITZERLAND	62,131.25	6,816,908	312,691,570	7,149,683
	TAIWAN (REP. OF CHINA)	615.44	6,727	308,568	7,106
	THAILAND	225.91	12,039	552,229	12,444
	UK OF GREAT BRITAIN AND N. IRELAND	17,035.24	3,366,250	154,409,887	3,629,457
	UNITED STATES OF AMERICA	14,367.14	1,606,870	73,707,127	1,674,635
300440	Medicaments containing alkaloids or derivatives thereof but not containing hormones, other products of heading No. 29.37 or antibiotics	113,143.60	8,427,987	386,591,761	8,680,243
	BANGLADESH	217.27	5,587	256,276	5,745
	BELGIUM	541.44	77,923	3,574,328	84,376
	FRANCE	15,774.60	980,018	44,953,426	1,000,781
	GERMANY	2,857.77	576,452	26,441,852	591,773
	INDIA	22,140.28	566,324	25,977,281	578,482
	INDONESIA	47,154.90	2,964,731	135,992,211	3,004,539
	IRELAND	1,198.46	179,986	8,255,958	183,305
	ISRAEL	107.27	10,138	465,030	12,871
	ITALY	6,465.83	386,631	17,734,764	391,290

TABLE 8 - Continued

PSCC CODE	COMMODITY AND COUNTRY OF ORIGIN	GROSS WEIGHT (GK)	FOB VALUE		CIF
			DOLLARS	PESOS	DOLLARS
	MEXICO	1,005.52	629,785	28,888,238	665,627
	PAKISTAN, ISLAMIC REP. OF	111.33	7,914	363,015	9,029
	PEOPLE'S REPUBLIC OF CHINA	715.34	9,054	415,307	9,455
	REPUBLIC OF KOREA	491.35	35,231	1,616,046	41,194
	SPAIN	1,291.47	290,293	13,315,740	294,584
	SWITZERLAND	2,491.22	799,136	36,656,368	847,652
	THAILAND	5,483.56	105,581	4,842,999	107,858
	UK OF GREAT BRITAIN AND N. IRELAND	2,284.31	484,955	22,244,886	502,719
	UNITED STATES OF AMERICA	1,862.51	249,297	11,435,254	277,785
	VIETNAM	949.17	68,951	3,162,782	71,178
300450	Other medicaments containing vitamins or other products of heading No. 29.36	1,925,308.53	49,761,069	2,282,540,237	52,364,572
	ARGENTINA	8,409.33	75,778	3,475,937	81,675
	AUSTRALIA	92,279.70	1,903,168	87,298,316	2,083,585
	BANGLADESH	3,474.59	9,476	434,664	10,125
	BELGIUM	1.66	452	20,733	483
	BRAZIL	7,077.82	57,017	2,615,370	60,985
	CANADA	127,681.76	2,338,613	107,272,179	2,514,767
	DENMARK	496.69	286,833	13,157,030	298,642
	FRANCE	25,158.70	170,715	7,830,697	177,613
	GERMANY	22,096.80	1,148,773	52,694,217	1,216,504
	HONG KONG, CHINA	11,042.42	620,537	28,464,032	642,998
	INDIA	288,872.18	3,724,905	170,861,393	3,901,763
	INDONESIA	536,306.21	25,105,293	1,151,579,790	26,139,575
	IRELAND	1,537.60	120,747	5,538,665	126,680
	ITALY	2,493.95	13,406	614,933	14,630
	JAPAN	210.79	18,720	858,687	19,018
	MALAYSIA	180.30	3,990	183,021	4,196
	MOROCCO	1,140.84	853	39,128	3,726
	NETHERLANDS	6,813.81	316,123	14,500,563	335,817
	PEOPLE'S REPUBLIC OF CHINA	306,363.97	4,172,268	191,381,934	4,286,998
	REPUBLIC OF KOREA	24,546.93	447,158	20,511,137	477,018
	SINGAPORE	19,474.66	132,763	6,089,839	135,055
	SPAIN	111,395.96	1,905,579	87,408,909	2,132,503
	SWITZERLAND	3,735.67	615,737	28,243,856	620,770
	TAIWAN (REP. OF CHINA)	94,228.78	259,231	11,890,926	272,808
	THAILAND	90,642.14	5,203,002	238,661,701	5,538,069
	TURKEY	45.86	2,448	112,290	2,803
	UK OF GREAT BRITAIN AND N. IRELAND	43,818.00	441,076	20,232,156	561,798
	UNITED STATES OF AMERICA	27,345.55	352,588	16,173,211	371,511
	VIETNAM	68,435.86	313,820	14,394,923	332,457
300490	Other Medicaments (excluding goods of heading No.30.02, 30.05 or 30.06) consisting or mixed or unmixed products for therapeutic or prophylactic uses, put up in measured doses or in forms or packings for retail sale	34,144,708.48	647,727,754	29,711,272,090	689,358,392
	ARGENTINA	9,186.82	1,469,496	67,405,782	1,534,228
	AUSTRALIA	302,189.50	30,175,598	1,384,154,681	31,504,985
	AUSTRIA	84,206.08	3,553,270	162,988,494	4,106,073
	BAHRAIN	2,478.50	63,762	2,924,763	72,674
	BANGLADESH	217,862.22	3,818,782	175,167,530	4,175,579
	BELGIUM	244,528.67	19,941,794	914,730,091	20,917,555
	BRAZIL	28,219.66	1,028,888	47,195,094	1,111,665
	BULGARIA	188.09	152,456	6,993,157	165,327
	CANADA	4,796.55	1,603,573	73,555,893	1,719,877
	CAPE VERDE	0.83	115	5,275	123
	CHILE	51.60	4,897	224,625	6,224
	COLOMBIA	13,864.85	139,695	6,407,810	166,691
	CUBA	1,150.16	342,762	15,722,493	358,428
	CYPRUS	13,138.12	261,870	12,011,977	328,151
	CZECH REPUBLIC (CZECHOSLOVAKIA)	4,185.09	486,876	22,333,002	539,832
	DEMOCRATIC PEOPLE'S REP. OF KOREA	250.63	144,178	6,613,445	145,003
	DENMARK	21,051.12	8,030,704	368,368,393	8,418,775
	EGYPT ARAB REPUBLIC	3,196.11	25,826	1,184,639	28,449
	FINLAND	33,022.21	97,308	4,463,517	104,229
	FRANCE	1,562,101.62	48,978,044	2,246,622,880	52,425,997
	GERMANY	2,843,673.46	71,910,105	3,298,516,517	75,932,394
	GREECE	13,760.97	1,522,105	69,818,956	1,574,601
	HONG KONG, CHINA	37,080.59	3,887,541	178,321,506	4,508,436
	HUNGARY	4,833.32	409,744	18,794,957	441,130
	ICELAND	639.64	32,267	1,480,087	34,475

TABLE 8 - Continued

PSCC CODE	COMMODITY AND COUNTRY OF ORIGIN	GROSS WEIGHT (GK)	FOB VALUE		CIF DOLLARS
			DOLLARS	PESOS	
	INDIA	5,109,054.83	80,004,071	3,669,786,738	86,358,582
	INDONESIA	2,656,371.52	50,467,288	2,314,934,500	53,670,155
	IRAN, ISLAMIC REP. OF	984.80	106,766	4,897,356	121,374
	IRELAND	45,958.72	10,614,931	486,906,886	11,108,722
	ISRAEL	1,737.81	649,038	29,771,373	682,993
	ITALY	190,979.85	13,887,901	637,038,018	14,674,711
	JAPAN	40,549.82	8,803,965	403,837,874	9,143,882
	LATVIA (LATVIAN SOVIET SOCIALIST REP.)	23.00	26,771	1,227,986	27,867
	MALAYSIA	3,114,857.14	5,631,708	258,326,446	6,224,881
	MALTA	1,826.18	218,703	10,031,906	226,579
	MAURITIUS	4,400.87	884,376	40,566,327	961,240
	MEXICO	47,626.23	2,303,547	105,663,701	2,474,554
	NETHERLANDS	239,449.69	16,445,680	754,363,343	17,799,835
	NEW ZEALAND	1,879.30	137,334	6,299,511	146,668
	NORWAY	1,687.88	262,729	12,051,379	273,206
	OMAN	1,277.91	92,820	4,257,654	104,508
	PAKISTAN, ISLAMIC REP. OF	180,752.61	1,275,146	58,490,947	1,414,773
	PANAMA	1,811.84	41,218	1,890,670	49,125
	PEOPLE'S REPUBLIC OF CHINA	7,136,016.94	26,495,329	1,215,340,742	28,745,111
	PERU	3,134.66	110,109	5,050,700	123,964
	POLAND	595,791.30	377,466	17,314,366	439,282
	PORTUGAL	12,688.26	629,381	28,869,706	639,058
	PUERTO RICO	6,914.74	1,523,905	69,901,523	1,644,547
	QATAR	396.50	3,452	158,343	3,476
	REPUBLIC OF KOREA	260,122.87	19,748,472	905,862,411	20,582,068
	ROMANIA	10,108.98	648,523	29,747,750	778,494
	SINGAPORE	262,429.53	25,382,058	1,164,275,000	26,762,796
	SLOVAK REPUBLIC (SLOVAKIA)	776.63	115,037	5,276,747	121,448
	SLOVENIA	29,104.18	1,582,384	72,583,954	1,745,317
	SOUTH AFRICA, REP. OF	2,667.53	182,756	8,383,018	185,644
	SPAIN	104,420.96	7,473,750	342,820,913	8,023,337
	SWEDEN	72,864.16	5,003,912	229,529,443	5,369,727
	SWITZERLAND	273,924.29	76,945,069	3,529,470,316	80,579,318
	TAIWAN (REP. OF CHINA)	2,241,875.44	5,801,194	266,100,769	6,208,505
	THAILAND	2,409,072.09	16,039,018	735,709,758	16,836,690
	TURKEY	156,327.91	5,060,663	232,132,612	6,110,644
	UK OF GREAT BRITAIN AND N. IRELAND	235,814.63	31,035,741	1,423,609,441	32,719,680
	UKRAINE (UKRAINIAN S.S.R.)	1.13	1,719	78,851	1,857
	UNITED ARAB EMIRATES, N.E.S.	4,846.95	297,132	13,629,445	321,867
	UNITED STATES OF AMERICA	443,919.39	30,180,947	1,384,400,039	32,305,898
	VIETNAM	2,794,331.49	3,103,501	142,357,592	3,274,427
	VIRGIN ISLANDS (BRITISH)	271.51	50,588	2,320,472	50,681
3005	Wadding, gauze, bandages and similar articles (for example, dressings, adhesive plasters, poultices), impregnated or coated with pharmaceutical substances or put up in forms or packings for retail sale for medical, surgical, dental or veterinary purposes.	2,755,636.07	17,559,802	805,468,113	18,601,577
300510	Adhesive dressings and other articles having an adhesive layer	755,504.53	10,047,677	460,886,943	10,580,824
	CANADA	108.44	2,508	115,042	2,640
	FRANCE	4,283.63	59,244	2,717,522	60,915
	GERMANY	1,874.57	101,142	4,639,384	106,658
	HONG KONG, CHINA	36,022.51	142,238	6,524,457	157,060
	INDIA	48,110.68	478,563	21,951,685	489,103
	INDONESIA	2,148.48	36,251	1,662,833	36,862
	JAPAN	171,387.59	1,930,013	88,529,696	2,072,465
	MALAYSIA	68.27	3,983	182,700	4,149
	PAKISTAN, ISLAMIC REP. OF	1,481.66	15,104	692,820	16,315
	PEOPLE'S REPUBLIC OF CHINA	234,275.74	2,977,361	136,571,549	3,126,049
	REPUBLIC OF KOREA	18,531.19	206,323	9,464,036	214,880
	SINGAPORE	24,635.70	514,039	23,578,969	539,475
	SPAIN	271.78	211	9,679	420
	TAIWAN (REP. OF CHINA)	2.70	71	3,257	85
	THAILAND	16,783.38	303,502	13,921,637	314,371
	UK OF GREAT BRITAIN AND N. IRELAND	15,529.57	554,370	25,428,952	557,128
	UNITED STATES OF AMERICA	16,891.26	413,427	18,963,896	434,788
	VIETNAM	163,097.38	2,309,327	105,928,829	2,447,461
300590	Wadding, gauze, bandages and similar articles (for example, dressings, adhesive plasters, poultices), impregnated or coated with pharmaceutical substances or put up in forms or packings for retail sale for medical, surgical or veterinary purposes	2,000,131.54	7,512,125	344,581,170	8,020,753

TABLE 8 - Continued

PSCC CODE	COMMODITY AND COUNTRY OF ORIGIN	GROSS WEIGHT (GK)	FOB VALUE		CIF DOLLARS
			DOLLARS	PESOS	
	AUSTRALIA	249.57	14,770	677,500	16,377
	AUSTRIA	7.68	904	41,466	929
	BELGIUM	3,304.06	46,213	2,119,790	51,242
	DOMINICAN REPUBLIC	676.45	39,692	1,820,672	41,317
	FRANCE	15,591.23	364,739	16,730,578	396,373
	GERMANY	3,172.93	66,422	3,046,777	72,941
	GUAM	4.92	754	34,586	838
	HONG KONG, CHINA	10,510.43	14,399	660,483	15,776
	INDIA	5,545.21	10,962	502,827	12,205
	INDONESIA	8,778.60	83,888	3,847,942	88,964
	ISRAEL	717.92	26,599	1,220,096	28,419
	JAPAN	60,555.39	450,735	20,675,213	494,998
	MALAYSIA	89,310.98	317,983	14,585,880	347,169
	MEXICO	335.74	3,031	139,032	3,114
	NETHERLANDS	59.67	4,395	201,599	4,488
	PAKISTAN, ISLAMIC REP. OF	8,695.30	8,824	404,757	8,834
	PEOPLE'S REPUBLIC OF CHINA	1,335,408.94	2,322,999	106,555,965	2,429,387
	REPUBLIC OF KOREA	16,906.04	419,295	19,233,061	428,814
	SINGAPORE	35,102.01	513,883	23,571,813	547,026
	TAIWAN (REP. OF CHINA)	149,176.50	957,339	43,913,139	1,076,678
	THAILAND	179,341.46	802,599	36,815,215	844,164
	UK OF GREAT BRITAIN AND N. IRELAND	8,009.91	634,579	29,108,139	672,662
	UNITED STATES OF AMERICA	68,670.60	407,121	18,674,640	438,038
3006	Pharmaceutical goods specified in Note 4 to this Chapter.	1,150,917.48	33,446,720	1,534,201,045	35,189,439
300610	Sterile surgical catgut, similar sterile suture materials and sterile tissue adhesives for surgical wound closure; sterile laminaria and sterile laminaria tents; sterile absorbable surgical or dental haemostatics	91,939.28	6,294,129	288,711,696	6,546,966
	BELGIUM	745.78	82,907	3,802,944	87,271
	DOMINICAN REPUBLIC	24.30	13,629	625,162	14,055
	GERMANY	305.51	26,475	1,214,408	27,423
	HONG KONG, CHINA	23.86	664	30,458	695
	INDIA	2,702.61	237,534	10,895,685	245,105
	ITALY	23.65	16,681	765,157	17,173
	JAPAN	1,064.00	22,441	1,029,369	23,632
	MALAYSIA	111.64	4,967	227,836	5,176
	NETHERLANDS	66.95	653	29,953	883
	PEOPLE'S REPUBLIC OF CHINA	29,276.21	226,243	10,377,766	232,365
	REPUBLIC OF KOREA	2.94	801	36,742	829
	SINGAPORE	12,317.94	4,200,325	192,668,908	4,343,544
	SPAIN	11,553.74	1,345,648	61,724,873	1,428,469
	TAIWAN (REP. OF CHINA)	33,068.47	19,666	902,079	20,727
	THAILAND	1.71	472	21,651	491
	UK OF GREAT BRITAIN AND N. IRELAND	59.96	518	23,761	553
	UNITED STATES OF AMERICA	590.01	94,505	4,334,944	98,575
300620	Blood-grouping reagents	27,706.34	945,525	43,371,232	987,853
	AUSTRALIA	3,344.27	295,510	13,555,044	306,659
	FRANCE	5.51	335	15,366	367
	GERMANY	19.21	1,402	64,310	1,840
	JAPAN	90.91	7,884	361,639	8,207
	PEOPLE'S REPUBLIC OF CHINA	421.16	2,079	95,364	2,210
	POLAND	129.65	39,201	1,798,150	40,299
	SINGAPORE	1,787.56	390,280	17,902,144	400,065
	SPAIN	14.26	5,129	235,267	5,694
	UK OF GREAT BRITAIN AND N. IRELAND	116.87	1,814	83,208	2,196
	UNITED STATES OF AMERICA	21,776.94	201,891	9,260,740	220,316
300630	Opacifying preparations for X-ray examinations; diagnostic reagents designed to be administered to the patient	254,068.92	5,466,918	250,767,529	5,814,264
	AUSTRIA	6,431.77	279,663	12,828,142	319,636
	CANADA	4,177.74	356,335	16,345,086	376,962
	CZECH REPUBLIC (CZECHOSLOVAKIA)	80.78	4,563	209,305	4,693
	DENMARK	772.50	140,733	6,455,423	147,156
	FRANCE	1,534.05	133,459	6,121,764	144,372
	GABON	179.47	12,822	588,145	14,610
	GERMANY	2,936.34	289,040	13,258,265	299,084
	HONG KONG, CHINA	1,558.13	74,377	3,411,673	79,071

TABLE 8 - Continued

PSCC CODE	COMMODITY AND COUNTRY OF ORIGIN	GROSS WEIGHT (GK)	FOB VALUE		CIF DOLLARS
			DOLLARS	PESOS	
	INDIA	8,715.44	64,147	2,942,422	65,166
	ITALY	14,817.22	1,069,011	49,035,535	1,122,142
	JAPAN	59,834.98	483,789	22,191,401	506,118
	MALAYSIA	939.33	12,349	566,449	13,086
	PEOPLE'S REPUBLIC OF CHINA	7,410.48	136,262	6,250,338	148,759
	REPUBLIC OF KOREA	40,520.91	434,416	19,926,663	459,259
	SINGAPORE	90,912.07	1,562,522	71,672,884	1,681,667
	SPAIN	88.91	6,538	299,898	6,978
	SWITZERLAND	5,400.28	236,638	10,854,585	237,706
	TAIWAN (REP. OF CHINA)	31.20	2,719	124,721	2,965
	UNITED STATES OF AMERICA	7,727.32	167,535	7,684,830	184,834
300640	Dental cements and other dental fillings; bone reconstruction cements	77,802.61	977,895	44,856,043	1,047,733
	ARGENTINA	34.23	3,568	163,664	4,519
	AUSTRIA	39.63	3,237	148,481	3,370
	BRAZIL	158.65	1,469	67,383	1,477
	DENMARK	2.71	792	36,329	862
	FRANCE	73.37	11,753	539,110	14,938
	GERMANY	38,200.75	151,696	6,958,295	159,955
	HONG KONG, CHINA	1,992.48	171,753	7,878,310	182,101
	INDIA	9.53	26	1,193	28
	LIECHTENSTEIN	192.05	37	1,697	40
	PEOPLE'S REPUBLIC OF CHINA	321.31	44,602	2,045,894	46,618
	REPUBLIC OF KOREA	34.15	12,569	576,540	13,429
	SINGAPORE	221.79	441	20,229	488
	SWITZERLAND	3,276.96	372,773	17,099,098	405,620
	TURKEY	5.82	639	29,311	639
	UNITED STATES OF AMERICA	33,239.18	202,540	9,290,509	213,649
300650	First-aid boxes and kits	19,652.78	230,932	10,592,850	245,335
	CANADA	22.99	4,304	197,424	4,315
	GERMANY	167.32	11,322	519,340	12,849
	HONG KONG, CHINA	44.41	5,630	258,248	6,035
	ITALY	11.22	218	10,000	321
	JAPAN	47.97	9,708	445,306	10,114
	NETHERLANDS	216.66	199	9,128	209
	PEOPLE'S REPUBLIC OF CHINA	16,047.06	50,043	2,295,472	52,021
	SINGAPORE	715.44	106,499	4,885,109	113,542
	TAIWAN (REP. OF CHINA)	56.13	10,972	503,286	11,705
	UK OF GREAT BRITAIN AND N. IRELAND	7.84	1,269	58,209	1,445
	UNITED ARAB EMIRATES, N.E.S.	33.09	340	15,596	381
	UNITED STATES OF AMERICA	2,282.65	30,428	1,395,732	32,398
300660	Chemical contraceptive preparations based on hormones or spermicides	517,451.90	18,258,865	837,534,137	19,109,004
	GERMANY	9,968.66	3,463,273	158,860,332	3,607,670
	INDIA	18,412.02	446,374	20,475,175	461,951
	INDONESIA	864.77	18,651	855,521	18,810
	IRELAND	1,867.04	316,371	14,511,938	332,899
	NETHERLANDS	21,679.63	1,700,719	78,011,981	1,897,856
	PAKISTAN, ISLAMIC REP. OF	745.92	29,009	1,330,643	32,634
	PEOPLE'S REPUBLIC OF CHINA	100,167.16	1,926,871	88,385,573	2,052,457
	SINGAPORE	8,652.41	523,498	24,012,853	620,460
	THAILAND	342,028.20	9,261,025	424,803,217	9,508,265
	UNITED STATES OF AMERICA	13,066.09	573,074	26,286,904	576,002
300670	Gel preparations designed to be used in human or veterinary medicine as a lubricant for parts of the body for surgical operations or physical examinations or as a coupling agent between the body and medical instruments	161,723.87	1,265,742	58,059,586	1,428,677
	AUSTRIA	0.07	34	1,560	42
	CANADA	5,058.58	6,365	291,963	7,132
	FRANCE	14,099.99	55,927	2,565,371	56,196
	INDIA	353.28	11,312	518,881	12,270
	JAPAN	89.09	7,057	323,705	7,526
	MALAYSIA	28,449.70	147,464	6,764,174	154,205
	NETHERLANDS	184.75	2,722	124,858	2,889
	PEOPLE'S REPUBLIC OF CHINA	80,845.35	92,007	4,220,361	97,410
	REPUBLIC OF KOREA	202.21	7,026	322,283	7,223

TABLE 8 - Continued

PSCC CODE	COMMODITY AND COUNTRY OF ORIGIN	GROSS WEIGHT (GK)	FOB VALUE		CIF DOLLARS
			DOLLARS	PESOS	
	SINGAPORE	79.95	731	33,531	975
	SWITZERLAND	1,422.49	41,137	1,886,954	43,242
	THAILAND	17,469.57	841,031	38,578,092	978,705
	TURKEY	1,022.10	1,290	59,172	1,326
	UK OF GREAT BRITAIN AND N. IRELAND	1,880.44	18,303	839,559	24,313
	UNITED STATES OF AMERICA	10,566.30	33,336	1,529,122	35,223
300680	Waste pharmaceuticals	571.78	6,714	307,972	9,607
	FRANCE	102.88	2,001	91,786	3,673
	GERMANY	425.30	1,395	63,989	1,434
	JAPAN	1.06	34	1,560	37
	SPAIN	42.54	3,284	150,637	4,463
31	Fertilisers	1,770,549,555.40	486,613,074	22,320,941,704	526,220,183
3101	Animal or vegetable fertilisers, whether or not mixed together or chemically treated; fertilisers produced by the mixing or chemical treatment of animal or vegetable products.	25,497,201.60	2,082,115	95,506,612	2,345,757
310100	Animal or vegetable fertilisers, whether or not mixed together or chemically treated; fertilisers produced by the mixing or chemical treatment of animal or vegetable products	25,497,201.60	2,082,115	95,506,612	2,345,757
	BELGIUM	20,043.09	26,260	1,204,546	27,001
	GERMANY	26,087.37	77,643	3,561,484	83,842
	HONG KONG, CHINA	12.15	191	8,761	215
	INDIA	146,722.14	89,864	4,122,061	96,129
	INDONESIA	4,043,286.06	79,967	3,668,086	89,522
	ISRAEL	11,497.21	40,627	1,863,560	43,821
	ITALY	20,948.70	75,831	3,478,368	83,698
	JAPAN	359,672.62	76,863	3,525,705	93,831
	MALAYSIA	140,876.12	170,523	7,821,890	181,309
	NETHERLANDS	273,543.86	65,206	2,990,999	86,726
	PEOPLE'S REPUBLIC OF CHINA	64,430.60	20,735	951,114	21,598
	REPUBLIC OF KOREA	2,686.67	65	2,982	181
	SINGAPORE	15,537.50	3,729	171,049	3,881
	TAIWAN (REP. OF CHINA)	13,312.90	18,226	836,027	19,511
	THAILAND	9,835.09	70,116	3,216,221	73,738
	UNITED STATES OF AMERICA	37,746.63	40,867	1,874,569	44,502
	VIETNAM	20,310,962.89	1,225,402	56,209,190	1,396,252
3102	Mineral or chemical fertilizers, nitrogenous.	1,121,588,094.33	262,172,614	12,025,857,806	283,423,656
310210	Urea, whether or not in aqueous solution	683,958,235.53	194,132,820	8,904,872,454	206,745,260
	GERMANY	437.30	1,092	50,090	1,173
	HONG KONG, CHINA	128.86	101	4,633	302
	INDONESIA	32,441,736.77	10,755,162	493,339,281	11,345,237
	JAPAN	52,014.61	61,438	2,818,161	64,174
	MALAYSIA	178,013,167.79	50,480,762	2,315,552,553	53,053,895
	PEOPLE'S REPUBLIC OF CHINA	265,795,580.43	74,460,692	3,415,511,942	80,116,045
	QATAR	179,708,346.20	50,664,648	2,323,987,404	54,158,505
	SAUDI ARABIA	27,929,969.69	7,695,715	353,002,447	7,987,695
	SINGAPORE	272.47	248	11,376	264
	UNITED STATES OF AMERICA	16,581.41	12,962	594,567	17,970
310221	Ammonium sulphate	403,549,354.10	55,074,975	2,526,289,104	61,963,991
	INDIA	159.09	1,602	73,484	1,623
	ITALY	313.20	708	32,476	737
	JAPAN	135,589,665.00	17,585,428	806,643,582	20,023,827
	PEOPLE'S REPUBLIC OF CHINA	257,078,768.43	36,103,917	1,656,086,673	40,531,600
	REPUBLIC OF KOREA	5,582,540.72	771,228	35,376,228	774,392
	SINGAPORE	889,464.86	113,303	5,197,209	126,999
	TAIWAN (REP. OF CHINA)	4,408,362.83	498,145	22,849,911	504,050
	THAILAND	68.10	333	15,275	395
	UNITED STATES OF AMERICA	11.87	311	14,266	368
310229	Other ammonium sulphate; double salts and mixtures of ammonium sulphate and ammonium nitrate	1,169,346.90	308,456	14,148,876	328,832
	HONG KONG, CHINA	0.90	266	12,201	278
	INDIA	25.30	253	11,605	262

TABLE 8 - Continued

PSCC CODE	COMMODITY AND COUNTRY OF ORIGIN	GROSS WEIGHT (GK)	FOB VALUE		CIF DOLLARS
			DOLLARS	PESOS	
	JAPAN	440.54	1,328	60,915	1,553
	PEOPLE'S REPUBLIC OF CHINA	398,278.97	55,049	2,525,098	58,649
	SINGAPORE	611.63	2,552	117,060	2,625
	TAIWAN (REP. OF CHINA)	5.00	433	19,862	463
	THAILAND	755,545.37	237,546	10,896,235	253,199
	UNITED STATES OF AMERICA	14,439.19	11,029	505,900	11,803
310230	Ammonium nitrate, whether or not in aqueous solution	16,201,597.82	5,858,523	268,730,450	6,605,582
	AUSTRALIA	82,656.51	35,737	1,639,256	43,029
	INDONESIA	2,293,200.99	729,999	33,485,054	916,595
	MALAYSIA	36,894.50	20,091	921,574	22,557
	PEOPLE'S REPUBLIC OF CHINA	7,471,716.83	2,728,807	125,170,377	3,045,385
	REPUBLIC OF KOREA	4,756,871.04	1,733,292	79,506,104	1,879,870
	THAILAND	1,225,423.44	470,003	21,559,038	542,555
	UNITED STATES OF AMERICA	435.12	845	38,760	1,122
	VIETNAM	334,399.39	139,749	6,410,287	154,469
310240	Mixtures of ammonium nitrate with calcium carbonate or other inorganic non-fertilising substances	874.63	2,773	127,198	2,962
	JAPAN	874.63	2,773	127,198	2,962
310250	Sodium nitrate	127,969.63	79,317	3,638,271	91,264
	PEOPLE'S REPUBLIC OF CHINA	125,451.31	76,563	3,511,945	88,322
	TAIWAN (REP. OF CHINA)	2,518.32	2,754	126,326	2,942
310260	Double salts and mixtures of calcium nitrate and ammonium nitrate	14,227,746.15	5,438,976	249,485,829	6,315,253
	NORWAY	5,818,932.52	2,229,840	102,282,761	2,581,424
	PEOPLE'S REPUBLIC OF CHINA	2,279,952.97	638,891	29,305,930	669,447
	SINGAPORE	6,088,631.23	2,554,022	117,152,989	3,046,953
	THAILAND	40,229.43	16,223	744,149	17,429
310270	Calcium cyanamide	2,077,326.10	1,085,253	49,780,555	1,160,119
	MALAYSIA	1,875,029.50	951,136	43,628,608	1,010,290
	SINGAPORE	187,597.79	99,847	4,579,982	114,587
	UK OF GREAT BRITAIN AND N. IRELAND	14,698.81	34,270	1,571,965	35,242
310290	Other, including mixtures not specified in the foregoing subheadings	275,643.47	191,521	8,785,069	210,393
	MALAYSIA	137,797.85	118,023	5,413,715	126,886
	SINGAPORE	27,515.28	19,334	886,851	21,409
	TAIWAN (REP. OF CHINA)	95,895.45	21,395	981,389	26,109
	UK OF GREAT BRITAIN AND N. IRELAND	14,434.89	32,769	1,503,114	35,989
3103	Mineral or chemical fertilisers, phosphatic.	3,575,913.40	976,491	44,791,642	1,067,818
310310	Superphosphates	3,164,422.54	894,172	41,015,670	973,249
	INDONESIA	2,661,782.20	535,671	24,571,229	581,497
	MALAYSIA	13,562.25	18,231	836,256	21,029
	PEOPLE'S REPUBLIC OF CHINA	316,885.68	112,541	5,162,256	123,570
	TAIWAN (REP. OF CHINA)	794.41	1,055	48,393	1,101
	UNITED STATES OF AMERICA	171,398.00	226,674	10,397,536	246,052
310320	Basic slag	100,137.47	25,564	1,172,620	29,611
	INDONESIA	96,871.59	19,820	909,143	22,452
	NETHERLANDS	662.45	2,602	119,354	2,673
	TAIWAN (REP. OF CHINA)	2,548.33	1,529	70,135	1,634
	UNITED STATES OF AMERICA	55.10	1,613	73,988	2,852
310390	Other mineral or chemical fertilisers, phosphatic	311,353.39	56,755	2,603,352	64,958
	INDONESIA	221,971.08	44,738	2,052,132	50,756
	THAILAND	88,873.77	8,376	384,207	10,221
	UNITED STATES OF AMERICA	508.54	3,641	167,013	3,981
3104	Mineral or chemical fertilisers, potassic.	173,463,961.63	50,418,006	2,312,673,934	56,737,445

TABLE 8 - Continued

PSCC CODE	COMMODITY AND COUNTRY OF ORIGIN	GROSS WEIGHT (GK)	FOB VALUE		CIF
			DOLLARS	PESOS	DOLLARS
310410	Carnallite, sylvite and other crude natural potassium salts	1,862,137.61	916,492	42,039,487	986,621
	GERMANY	332,973.57	412,814	18,935,778	439,513
	IRELAND	125,428.29	17,490	802,266	18,687
	LAO PEOPLE'S DEMOCRATIC REPUBLIC (LAOS)	479,128.78	185,730	8,519,435	190,910
	LITHUANIA	782,642.86	262,968	12,062,342	297,830
	PEOPLE'S REPUBLIC OF CHINA	120,897.38	31,815	1,459,354	33,956
	REPUBLIC OF KOREA	20,575.13	4,732	217,057	4,753
	UNITED STATES OF AMERICA	491.60	943	43,255	972
310420	Potassium chloride	169,380,630.15	48,290,838	2,215,100,739	54,411,819
	BELARUS (BYELORUSSIAN S.S.R.)	28,403,175.88	9,068,686	415,980,627	9,555,666
	CANADA	80,717,417.88	20,337,497	932,880,987	23,917,655
	CHILE	2,549,029.49	741,496	34,012,422	862,257
	CZECH REPUBLIC (CZECHOSLOVAKIA)	4,264.74	7,067	324,163	7,760
	GERMANY	5,143,792.63	2,610,882	119,761,157	2,855,472
	INDIA	188.83	5,308	243,478	5,897
	INDONESIA	102,822.89	51,658	2,369,552	60,318
	ISRAEL	7,065,246.20	2,100,481	96,349,063	2,253,178
	JAPAN	45.42	693	31,788	717
	JORDAN	14,563,108.84	4,049,550	185,752,859	4,767,339
	LITHUANIA	1,400,918.13	527,900	24,214,773	557,756
	PEOPLE'S REPUBLIC OF CHINA	4,590,903.12	1,520,293	69,735,840	1,559,787
	REPUBLIC OF KOREA	1,268,757.96	398,390	18,274,149	399,890
	RUSSIAN FEDERATION	432,263.33	129,679	5,948,376	131,649
	SINGAPORE	748.68	1,767	81,052	2,168
	TAIWAN (REP. OF CHINA)	17,138.23	21,723	996,434	22,451
	THAILAND	4,410,566.82	1,203,483	55,203,765	1,428,232
	UK OF GREAT BRITAIN AND N. IRELAND	9,125.16	37,656	1,727,281	44,488
	UNITED STATES OF AMERICA	2.19	118	5,413	126
	VIETNAM	18,701,113.73	5,476,511	251,207,560	5,979,013
310430	Potassium sulphate	484,302.10	389,080	17,847,099	408,579
	BELGIUM	23,036.54	18,026	826,853	19,231
	PEOPLE'S REPUBLIC OF CHINA	380,412.39	292,330	13,409,177	302,914
	SINGAPORE	41,768.16	39,113	1,794,113	40,421
	TAIWAN (REP. OF CHINA)	38,868.85	36,398	1,669,576	42,668
	UNITED STATES OF AMERICA	216.16	3,213	147,380	3,345
310490	Other mineral or chemical fertilisers, potassic	1,736,891.77	821,596	37,686,609	930,426
	GERMANY	181,687.52	338,970	15,548,554	359,325
	INDIA	173.64	4,341	199,122	4,844
	IRELAND	174,724.69	24,364	1,117,577	24,924
	LITHUANIA	1,122,058.73	373,422	17,128,867	444,431
	PEOPLE'S REPUBLIC OF CHINA	248,562.48	70,269	3,223,239	84,070
	UNITED STATES OF AMERICA	9,684.71	10,230	469,250	12,832
3105	Mineral or chemical fertilisers containing two or three of the fertilising elements nitrogen, phosphorus and potassium; other fertilisers; goods of this chapter in tablets or similar forms or in packages of a gross weight not exceeding 10 kg.	446,424,384.44	170,963,848	7,842,111,710	182,645,507
310510	Goods of this Chapter in tablets or similar forms or in packages of a gross weight not exceeding 10 kg	1,376,523.45	1,240,160	56,886,139	1,288,873
	GERMANY	114.31	1,720	78,896	1,834
	PEOPLE'S REPUBLIC OF CHINA	503,687.94	137,783	6,320,106	159,476
	SINGAPORE	5.37	786	36,054	791
	SPAIN	7,439.41	13,784	632,272	14,820
	UNITED STATES OF AMERICA	241,974.48	853,280	39,139,954	872,579
	VIETNAM	623,301.94	232,807	10,678,857	239,373
310520	Mineral or chemical fertilisers containing the three fertilising elements nitrogen, phosphorus and potassium	144,391,036.27	57,617,460	2,642,912,891	62,372,487
	BELGIUM	5,682,222.89	4,192,647	192,316,718	4,580,518
	GERMANY	45,823.02	96,714	4,436,271	99,798
	INDIA	272,853.69	367,643	16,863,784	392,204
	INDONESIA	10,606,223.87	4,675,048	214,444,452	5,048,803
	ISRAEL	897,998.55	1,122,525	51,490,222	1,232,672

TABLE 8 - Continued

PSCC CODE	COMMODITY AND COUNTRY OF ORIGIN	GROSS WEIGHT (GK)	FOB VALUE		CIF DOLLARS
			DOLLARS	PESOS	
	JAPAN	51,348.17	55,886	2,563,491	58,006
	MALAYSIA	33,340.06	15,490	710,526	16,670
	NETHERLANDS	146,907.73	217,755	9,988,422	239,768
	NORWAY	21,340,473.75	9,560,075	438,520,640	10,688,948
	PEOPLE'S REPUBLIC OF CHINA	27,991,967.31	8,961,119	411,046,529	9,416,054
	REPUBLIC OF KOREA	31,689,259.61	10,663,232	489,122,452	11,426,637
	SINGAPORE	16,119,500.32	7,229,575	331,620,605	7,821,740
	THAILAND	496,209.27	287,534	13,189,185	301,278
	UK OF GREAT BRITAIN AND N. IRELAND	19,840.91	70,261	3,222,872	73,138
	UNITED STATES OF AMERICA	329,573.74	455,819	20,908,418	480,599
	VIETNAM	28,667,493.38	9,646,137	442,468,304	10,495,654
310530	Diammonium hydrogenorthophosphate (diammonium phosphate)	126,997,427.75	53,255,723	2,442,840,015	55,778,077
	PEOPLE'S REPUBLIC OF CHINA	126,923,003.48	53,177,494	2,439,251,650	55,697,200
	SINGAPORE	2,659.70	4,857	222,791	5,037
	THAILAND	1,309.31	2,346	107,611	2,610
	UNITED STATES OF AMERICA	70,455.26	71,026	3,257,963	73,230
310540	Ammonium dihydrogenorthophosphate (monoammonium phosphate) and mixtures thereof with diammonium hydrogenorthophosphate (diammonium phosphate)	1,857,178.87	1,423,705	65,305,348	1,607,460
	PEOPLE'S REPUBLIC OF CHINA	1,857,104.44	1,423,436	65,293,009	1,607,171
	UNITED STATES OF AMERICA	74.43	269	12,339	289
310551	Other mineral or chemical fertilisers containing nitrates and phosphates	17,039,644.56	6,290,629	288,551,152	6,923,255
	ISRAEL	101,735.79	92,307	4,234,122	101,730
	PEOPLE'S REPUBLIC OF CHINA	16,937,908.77	6,198,322	284,317,030	6,821,525
310559	Other mineral or chemical fertilisers containing two fertilising elements nitrogen and phosphorus	59,829,578.95	19,099,334	876,086,450	21,232,901
	ISRAEL	76,865.92	94,721	4,344,852	100,511
	MALAYSIA	626,474.91	322,791	14,806,423	377,435
	PEOPLE'S REPUBLIC OF CHINA	58,634,888.60	18,265,984	837,860,686	20,320,386
	RUSSIAN FEDERATION	438,934.04	137,821	6,321,849	138,138
	THAILAND	34,269.88	52,369	2,402,166	53,570
	UNITED STATES OF AMERICA	18,145.60	225,648	10,350,474	242,861
310560	Mineral or chemical fertilisers containing the two fertilising elements phosphorus and potassium	66,626.02	179,392	8,228,711	196,497
	ISRAEL	9,963.24	26,899	1,233,857	29,986
	UNITED STATES OF AMERICA	56,662.78	152,493	6,994,854	166,511
310590	Other mineral or chemical fertilisers containing two or three of the fertilising elements nitrogen, phosphorus and potassium; other fertilisers	94,866,368.57	31,857,445	1,461,301,004	33,245,957
	AUSTRALIA	44,843.40	152,443	6,992,560	161,150
	BELGIUM	20,025.55	27,399	1,256,792	28,172
	CZECH REPUBLIC (CZECHOSLOVAKIA)	3,095.69	9,140	419,252	9,243
	GUATEMALA	18,064.27	26,382	1,210,142	27,105
	HONG KONG, CHINA	9,028.31	15,633	717,086	16,700
	INDIA	25,984.93	75,106	3,445,112	76,947
	INDONESIA	241,489.61	86,505	3,967,984	88,944
	ISRAEL	20,314.68	19,333	886,805	20,683
	JAPAN	104.62	234	10,734	268
	MALAYSIA	6,348,816.74	3,003,693	137,779,398	3,309,205
	NETHERLANDS	136,884.87	157,999	7,247,414	163,240
	NORWAY	417.66	2,288	104,951	2,491
	PEOPLE'S REPUBLIC OF CHINA	65,479,573.60	18,310,520	839,903,553	18,994,099
	PERU	22,979.73	12,365	567,183	13,191
	SOUTH AFRICA, REP. OF	301,793.40	57,307	2,628,673	70,025
	SPAIN	3,837.46	7,279	333,888	7,922
	TAIWAN (REP. OF CHINA)	263.79	190	8,715	234
	THAILAND	137,655.63	23,900	1,096,293	23,983
	UK OF GREAT BRITAIN AND N. IRELAND	253,950.49	1,025,235	47,027,529	1,096,158
	UNITED STATES OF AMERICA	393,811.83	990,395	45,429,419	1,053,864
	VIETNAM	21,403,432.31	7,854,099	360,267,521	8,082,333

TABLE 8 - Continued

PSCC CODE	COMMODITY AND COUNTRY OF ORIGIN	GROSS WEIGHT (GK)	FOB VALUE		CIF
			DOLLARS	PESOS	DOLLARS
32	Tanning or dyeing extracts; tannins and their derivatives; dyes, pigments and other colouring matter; paints and varnishes; putty and other mastics; inks	120,701,286.63	289,743,415	13,290,530,446	304,571,131
3201	Tanning extracts of vegetable origin; tannins and their salts, ethers, esters and other derivatives.	2,655,151.08	1,461,624	67,044,693	1,554,482
320110	Quebracho extract	5,902.54	11,805	541,495	12,560
	REPUBLIC OF KOREA	5,902.54	11,805	541,495	12,560
320120	Wattle extract	2,644,012.66	1,398,108	64,131,215	1,488,245
	BAHRAIN	17,826.65	26,173	1,200,556	27,784
	BRAZIL	50,028.76	76,818	3,523,642	80,239
	JAPAN	60,017.68	25,591	1,173,859	29,866
	PEOPLE'S REPUBLIC OF CHINA	78,199.17	33,562	1,539,489	39,888
	SOUTH AFRICA, REP. OF	2,437,940.40	1,235,964	56,693,669	1,310,468
320190	Other tanning extracts of vegetable origin; tannins and their salts, ethers, esters and other derivatives	5,235.88	51,711	2,371,983	53,677
	AUSTRALIA	1,792.47	6,700	307,329	8,208
	ITALY	181.57	862	39,540	918
	NEW ZEALAND	22.17	5,474	251,092	5,628
	PEOPLE'S REPUBLIC OF CHINA	1,701.08	26,452	1,213,353	26,452
	REPUBLIC OF KOREA	1,523.55	9,321	427,554	9,321
	UK OF GREAT BRITAIN AND N. IRELAND	15.04	2,902	133,115	3,150
3202	Synthetic organic tanning substances; inorganic tanning substances; tanning preparations, whether or not containing natural tanning substances; enzymatic preparations for pre-tanning.	617,055.89	587,333	26,940,964	615,683
320210	Synthetic organic tanning substances	137,567.46	166,508	7,637,722	173,601
	INDIA	44,331.44	53,461	2,452,256	56,075
	ITALY	46,773.88	54,939	2,520,052	58,141
	NETHERLANDS	484.72	1,207	55,365	1,273
	PEOPLE'S REPUBLIC OF CHINA	37,997.14	42,954	1,970,300	43,771
	SINGAPORE	7,980.28	13,947	639,749	14,341
320290	Other synthetic organic tanning substances; inorganic tanning substances; tanning preparations, whether or not containing natural tanning substances; enzymatic preparations for pre-tanning	479,488.43	420,825	19,303,242	442,082
	ARGENTINA	51,557.34	42,566	1,952,502	45,395
	FRANCE	69,841.22	82,259	3,773,220	84,627
	HONG KONG, CHINA	74.70	57	2,615	60
	NETHERLANDS	402.90	1,745	80,043	2,087
	PEOPLE'S REPUBLIC OF CHINA	89,162.87	82,237	3,772,211	87,689
	SINGAPORE	2,178.49	3,497	160,407	3,527
	SOUTH AFRICA, REP. OF	66,731.91	56,060	2,571,472	57,209
	TAIWAN (REP. OF CHINA)	93,194.72	79,710	3,656,298	82,908
	THAILAND	89,219.26	58,641	2,689,863	63,543
	UNITED STATES OF AMERICA	17,125.02	14,053	644,611	15,037
3203	Colouring matter of vegetable or animal origin (including dyeing extracts but excluding animal black), whether or not chemically defined; preparations as specified in Note 3 to this chapter based on colouring matter of vegetable or animal origin.	575,391.83	3,334,026	152,931,774	3,567,119
320300	Colouring matter of vegetable or animal origin (including dyeing extracts but excluding animal black), whether or not chemically defined; preparations as specified in Note 3 to this Chapter based on colouring matter of vegetable or animal origin	575,391.83	3,334,026	152,931,774	3,567,119
	BELGIUM	156.24	5,679	260,496	5,971
	CHILE	170.11	6,855	314,439	7,578
	COTE D'IVOIRE (IVORY COAST)	34,056.58	13,361	612,869	13,738
	DENMARK	74,728.35	911,772	41,822,981	1,013,173
	FRANCE	538.02	21,562	989,048	21,662

TABLE 8 - Continued

PSCC CODE	COMMODITY AND COUNTRY OF ORIGIN	GROSS WEIGHT (GK)	FOB VALUE		CIF DOLLARS
			DOLLARS	PESOS	
	GERMANY	51,145.58	298,255	13,680,957	307,576
	GUATEMALA	17,017.69	31,467	1,443,391	32,360
	HONG KONG, CHINA	63.00	42	1,927	45
	INDIA	109,912.06	307,369	14,099,016	312,444
	ISRAEL	574.08	32,744	1,501,967	33,672
	ITALY	386.02	5,669	260,037	5,882
	MACAU	90.07	5,610	257,330	5,739
	MALAYSIA	75,166.19	15,467	709,472	16,160
	MEXICO	2,863.06	17,272	792,267	25,509
	NETHERLANDS	8,309.75	36,729	1,684,760	39,467
	PEOPLE'S REPUBLIC OF CHINA	28,796.01	54,557	2,502,530	60,309
	PERU	666.16	3,974	182,287	6,242
	REPUBLIC OF KOREA	21.69	131	6,009	505
	SINGAPORE	81,441.74	553,675	25,397,072	576,096
	SOUTH AFRICA, REP. OF	673.46	6,346	291,092	9,194
	SPAIN	548.30	10,130	464,663	10,250
	SWITZERLAND	682.32	44,539	2,043,004	47,158
	TAIWAN (REP. OF CHINA)	9,046.62	33,917	1,555,773	34,211
	THAILAND	35.27	1,393	63,897	1,439
	UK OF GREAT BRITAIN AND N. IRELAND	272.26	4,741	217,470	6,803
	UNITED STATES OF AMERICA	78,031.20	910,770	41,777,020	973,936
3204	Synthetic organic colouring matter, whether or not chemically defined; preparations as specified in Note 3 to this chapter based on synthetic organic colouring matter; synthetic organic products of a kind used as fluorescent brightening agents or as luminophores, whether or not chemically defined.	8,837,703.52	38,279,325	1,755,872,632	39,755,055
320411	Disperse dyes and preparations based thereon	1,087,114.13	2,153,125	98,763,843	2,272,183
	DEMOCRATIC PEOPLE'S REP. OF KOREA	36,470.76	18,417	844,788	21,081
	HONG KONG, CHINA	11,957.32	163,237	7,487,681	174,716
	INDIA	407,937.69	436,517	20,023,035	463,812
	INDONESIA	76,778.79	104,740	4,804,424	115,987
	JAPAN	3,362.73	11,060	507,322	11,155
	NETHERLANDS	14.19	207	9,495	331
	PEOPLE'S REPUBLIC OF CHINA	272,557.03	605,709	27,783,872	631,865
	REPUBLIC OF KOREA	11,397.91	25,647	1,176,428	26,831
	SINGAPORE	17,650.82	224,870	10,314,787	240,779
	TAIWAN (REP. OF CHINA)	93,402.73	82,012	3,761,890	86,852
	TURKEY	87,743.96	425,906	19,536,308	442,536
	UNITED STATES OF AMERICA	0.37	22	1,009	111
	URUGUAY	20.77	668	30,641	676
	VIETNAM	67,819.06	54,113	2,482,163	55,451
320412	Acid dyes, whether or not premetallised, and preparations based thereon; mordant dyes and preparations based thereon	689,511.64	3,956,356	181,478,049	4,059,533
	AUSTRALIA	2,137.14	12,539	575,164	12,920
	FRANCE	45.08	1,451	66,557	2,101
	GERMANY	469.20	6,870	315,127	7,089
	HONG KONG, CHINA	4,492.83	49,622	2,276,161	51,365
	INDIA	466,327.39	3,163,420	145,106,075	3,229,302
	INDONESIA	2,807.94	6,006	275,495	6,019
	MALAYSIA	1,491.07	443	20,320	493
	PEOPLE'S REPUBLIC OF CHINA	36,357.76	42,845	1,965,300	45,505
	REPUBLIC OF KOREA	1.67	657	30,137	750
	SINGAPORE	75.24	3,141	144,078	3,356
	SPAIN	213.19	2,587	118,666	2,673
	SWITZERLAND	84.37	7,540	345,860	7,658
	TAIWAN (REP. OF CHINA)	13,607.59	35,336	1,620,862	36,599
	THAILAND	25,591.34	101,798	4,669,474	103,999
	UK OF GREAT BRITAIN AND N. IRELAND	708.23	22,115	1,014,415	23,521
	UNITED STATES OF AMERICA	122,655.28	257,093	11,792,856	272,535
	URUGUAY	12,446.32	242,893	11,141,502	253,648
320413	Basic dyes and preparations based thereon	384,990.02	1,008,052	46,239,346	1,043,983
	FRANCE	65.32	6,215	285,082	6,266
	GERMANY	477.42	7,202	330,356	7,575
	HONG KONG, CHINA	2,342.56	22,143	1,015,699	23,977
	INDIA	15,519.55	42,057	1,929,155	44,749
	PEOPLE'S REPUBLIC OF CHINA	307,410.27	628,264	28,818,470	647,169
	REPUBLIC OF KOREA	29,614.57	50,429	2,313,178	51,378

TABLE 8 - Continued

PSCC CODE	COMMODITY AND COUNTRY OF ORIGIN	GROSS WEIGHT (GK)	FOB VALUE		CIF
			DOLLARS	PESOS	DOLLARS
	SINGAPORE	295.99	4,149	190,315	4,163
	TAIWAN (REP. OF CHINA)	27,712.06	227,679	10,443,636	238,375
	UNITED STATES OF AMERICA	737.49	6,858	314,576	7,064
	URUGUAY	814.79	13,056	598,879	13,267
320414	Direct dyes and preparations based thereon	353,138.32	1,054,400	48,365,327	1,104,963
	GERMANY	1.04	61	2,798	65
	HONG KONG, CHINA	2,658.40	40,894	1,875,808	42,698
	INDIA	39,809.00	129,897	5,958,375	139,706
	INDONESIA	75,056.37	339,660	15,580,204	353,039
	JAPAN	866.91	44,170	2,026,078	49,180
	PEOPLE'S REPUBLIC OF CHINA	99,105.95	209,858	9,626,186	222,325
	SINGAPORE	42,737.33	135,810	6,229,605	137,885
	TAIWAN (REP. OF CHINA)	88,252.42	124,137	5,694,164	130,138
	THAILAND	4,650.90	29,913	1,372,109	29,927
320415	Vat dyes (including those usable in that state as pigments) and preparations based thereon	24,202.45	98,947	4,538,699	99,923
	JAPAN	21.30	2,723	124,904	2,723
	PEOPLE'S REPUBLIC OF CHINA	23,957.15	96,152	4,410,492	97,125
	TAIWAN (REP. OF CHINA)	224.00	72	3,303	75
320416	Reactive dyes and preparations based thereon	77,605.42	326,335	14,968,987	343,210
	DENMARK	4.94	385	17,660	399
	FRANCE	34.80	5,508	252,652	5,710
	HONG KONG, CHINA	3,110.52	8,457	387,923	9,104
	INDIA	23,024.39	25,772	1,182,162	26,367
	INDONESIA	17,928.94	147,223	6,753,119	153,044
	PEOPLE'S REPUBLIC OF CHINA	13,000.38	38,793	1,779,435	40,626
	SINGAPORE	295.18	5,552	254,670	6,664
	TAIWAN (REP. OF CHINA)	20,205.14	94,435	4,331,733	100,985
	UNITED STATES OF AMERICA	1.13	210	9,633	311
320417	Pigments and preparations based thereon	3,196,364.29	18,391,791	843,631,450	19,041,527
	AUSTRALIA	21,036.62	158,618	7,275,808	163,986
	BELGIUM	1,945.39	45,918	2,106,259	49,340
	CANADA	3,092.90	129,298	5,930,899	133,593
	CZECH REPUBLIC (CZECHOSLOVAKIA)	14,681.01	143,587	6,586,336	151,583
	DENMARK	64.97	970	44,494	1,167
	FRANCE	3,678.77	163,787	7,512,909	168,431
	GERMANY	40,301.96	559,080	25,644,999	586,168
	HONG KONG, CHINA	6,521.41	20,494	940,060	21,706
	INDIA	743,983.77	4,597,625	210,893,059	4,724,117
	INDONESIA	146,207.99	854,619	39,201,373	880,580
	ISRAEL	34.03	2,722	124,858	2,799
	ITALY	1,437.08	11,705	536,908	12,094
	JAPAN	313,970.70	1,285,537	58,967,581	1,341,339
	MACAU	37.39	1,287	59,035	1,302
	MALAYSIA	38,173.27	82,264	3,773,450	87,522
	NETHERLANDS	3,545.24	140,951	6,465,423	146,861
	PEOPLE'S REPUBLIC OF CHINA	1,105,040.95	6,752,380	309,731,670	6,989,743
	REPUBLIC OF KOREA	137,328.05	345,661	15,855,470	363,406
	ROMANIA	3.33	135	6,192	153
	SINGAPORE	100,892.81	1,059,761	48,611,237	1,097,677
	SPAIN	4,417.82	40,351	1,850,900	41,441
	SWEDEN	13.34	543	24,908	678
	SWITZERLAND	10,539.00	514,653	23,607,133	530,215
	TAIWAN (REP. OF CHINA)	332,477.28	993,977	45,593,725	1,038,600
	THAILAND	91,090.85	280,618	12,871,947	289,622
	UK OF GREAT BRITAIN AND N. IRELAND	13,874.69	38,862	1,782,600	41,853
	UNITED STATES OF AMERICA	5,868.69	115,436	5,295,049	122,846
	URUGUAY	67.25	1,490	68,346	1,511
	VIETNAM	56,037.73	49,462	2,268,822	51,194
320419	Other synthetic organic colouring matter and preparations including mixtures of colouring matter of two or more of the subheadings Nos. 3204.11 to 3204.19	1,918,026.11	7,272,004	333,566,822	7,551,386
	AUSTRALIA	36,436.96	38,844	1,781,774	40,267
	BELGIUM	582.92	10,214	468,516	10,218

TABLE 8 - Continued

PSCC CODE	COMMODITY AND COUNTRY OF ORIGIN	GROSS WEIGHT (GK)	FOB VALUE		CIF DOLLARS
			DOLLARS	PESOS	
	DENMARK	106,905.97	104,210	4,780,113	109,222
	FRANCE	2,370.36	71,381	3,274,246	77,064
	GERMANY	1,365.85	24,791	1,137,163	27,129
	HONG KONG, CHINA	15,380.72	59,332	2,721,559	61,657
	INDIA	313,155.01	2,120,450	97,265,042	2,166,181
	JAPAN	2,812.38	30,785	1,412,108	30,862
	MALAYSIA	860,022.45	684,944	31,418,381	712,680
	NETHERLANDS	296.52	13,043	598,282	13,924
	PEOPLE'S REPUBLIC OF CHINA	188,010.93	445,831	20,450,268	463,716
	REPUBLIC OF KOREA	14,755.02	121,424	5,569,719	130,145
	SINGAPORE	14,040.72	335,379	15,383,834	344,738
	SPAIN	586.31	4,765	218,571	7,555
	SWITZERLAND	83.76	6,659	305,448	6,692
	TAIWAN (REP. OF CHINA)	45,421.94	57,389	2,632,433	59,397
	THAILAND	2,478.19	7,119	326,549	8,507
	UK OF GREAT BRITAIN AND N. IRELAND	162,834.49	335,891	15,407,320	349,965
	UNITED STATES OF AMERICA	117,630.30	2,430,179	111,472,311	2,552,984
	URUGUAY	32,855.31	369,374	16,943,185	378,483
320420	Synthetic organic products of a kind used as fluorescent brightening agents	234,483.44	1,065,039	48,853,339	1,104,937
	BELGIUM	4,986.83	69,587	3,191,956	70,815
	HONG KONG, CHINA	2,234.63	2,545	116,739	2,617
	INDIA	70,489.40	217,456	9,974,707	226,732
	INDONESIA	33,111.19	81,290	3,728,772	81,290
	JAPAN	8,611.10	100,843	4,625,668	104,680
	MALAYSIA	470.55	33,381	1,531,186	34,522
	MEXICO	3,128.10	40,343	1,850,533	41,999
	PEOPLE'S REPUBLIC OF CHINA	68,836.90	212,328	9,739,485	222,599
	REPUBLIC OF KOREA	2,336.44	9,165	420,399	9,838
	SINGAPORE	48.31	7,010	321,549	7,524
	SWEDEN	33.33	40	1,835	43
	TAIWAN (REP. OF CHINA)	16,236.46	22,118	1,014,553	22,194
	THAILAND	9,042.65	67,032	3,074,758	72,133
	UK OF GREAT BRITAIN AND N. IRELAND	478.95	6,716	308,063	6,905
	UNITED STATES OF AMERICA	14,438.60	195,185	8,953,136	201,046
320490	Other synthetic organic colouring matter, whether or not chemically defined	872,267.70	2,953,276	135,466,770	3,133,410
	FRANCE	244.59	5,914	271,275	6,168
	GERMANY	444.91	8,147	373,703	9,256
	HONG KONG, CHINA	14,098.53	60,179	2,760,411	63,319
	INDIA	101,749.57	410,920	18,848,900	425,796
	INDONESIA	291.11	1,323	60,686	1,442
	ITALY	63.51	1,379	63,255	1,559
	JAPAN	145,456.92	786,544	36,078,773	867,094
	MALAYSIA	10,567.67	26,466	1,213,995	27,550
	NETHERLANDS	11,673.64	228,411	10,477,213	239,881
	PEOPLE'S REPUBLIC OF CHINA	306,010.91	393,377	18,044,203	417,577
	REPUBLIC OF KOREA	24,721.82	66,913	3,069,299	71,007
	SINGAPORE	26,813.28	90,370	4,145,272	95,281
	SWITZERLAND	2,710.98	66,903	3,068,841	69,193
	TAIWAN (REP. OF CHINA)	143,153.51	259,046	11,882,440	270,489
	THAILAND	23,159.58	25,938	1,189,776	27,784
	UK OF GREAT BRITAIN AND N. IRELAND	557.56	9,336	428,242	9,721
	UNITED STATES OF AMERICA	60,549.61	512,110	23,490,486	530,293
3205	Colour lakes; preparations as specified in Note 3 to this Chapter based on colour lakes.	121,548.08	1,744,913	80,039,160	1,833,972
320500	Colour lakes; preparations as specified in Note 3 to this Chapter based on colour lakes	121,548.08	1,744,913	80,039,160	1,833,972
	BELGIUM	234.31	15,928	730,617	17,856
	CANADA	4,437.72	70,116	3,216,221	73,972
	FRANCE	16.52	2,403	110,226	2,407
	INDIA	59,431.81	516,694	23,700,754	531,722
	JAPAN	21.66	1,178	54,035	1,336
	MEXICO	67.50	639	29,311	987
	PEOPLE'S REPUBLIC OF CHINA	18,297.06	60,570	2,778,346	63,926
	SINGAPORE	6,720.44	196,021	8,991,483	204,241
	UK OF GREAT BRITAIN AND N. IRELAND	26,609.28	604,610	27,733,461	616,643

TABLE 8 - Continued

PSCC CODE	COMMODITY AND COUNTRY OF ORIGIN	GROSS WEIGHT (GK)	FOB VALUE		CIF
			DOLLARS	PESOS	DOLLARS
	UNITED STATES OF AMERICA	5,711.78	276,754	12,694,706	320,882
3206	Other colouring matter; preparations as specified in Note 3 to this Chapter, other than those of heading 32.03, 32.04 or 32.05; inorganic products of a kind used as luminophores, whether or not chemically defined.	40,666,552.96	68,421,343	3,138,486,999	71,011,149
320611	Pigments and preparations based on titanium dioxide containing 80% or more by weight of titanium dioxide calculated on the dry weight	27,251,061.67	55,868,089	2,562,669,241	57,844,686
	AUSTRALIA	10,838,311.03	23,041,909	1,056,932,366	23,860,547
	BELGIUM	109,444.91	286,233	13,129,508	302,810
	CANADA	22,725.75	48,305	2,215,750	50,968
	FINLAND	461,504.13	1,225,964	56,234,969	1,268,174
	FRANCE	7.83	3,843	176,278	3,991
	GERMANY	118,772.80	270,295	12,398,431	283,149
	HONG KONG, CHINA	49,073.88	66,724	3,060,630	69,579
	INDIA	37,747.81	42,169	1,934,293	43,632
	INDONESIA	34,197.96	14,490	664,656	15,512
	ITALY	17,604.99	40,079	1,838,424	41,165
	JAPAN	509,746.66	1,378,802	63,245,648	1,402,447
	MACAU	77.38	1,252	57,429	1,277
	MALAYSIA	499,420.58	887,643	40,716,184	935,903
	NETHERLANDS	256,972.08	563,324	25,839,672	578,836
	PEOPLE'S REPUBLIC OF CHINA	5,176,816.24	7,353,298	337,295,779	7,580,691
	REPUBLIC OF KOREA	50,667.75	42,033	1,928,054	43,570
	SINGAPORE	363,290.01	910,181	41,750,002	938,067
	SWEDEN	32,938.10	28,504	1,307,478	29,094
	SWITZERLAND	136,529.57	294,837	13,524,173	310,625
	TAIWAN (REP. OF CHINA)	1,835,726.55	4,061,049	186,280,318	4,213,157
	THAILAND	5,741.56	72,277	3,315,345	74,517
	UK OF GREAT BRITAIN AND N. IRELAND	8,846.15	24,230	1,111,430	26,958
	UKRAINE (UKRAINIAN S.S.R.)	17,988.46	42,098	1,931,035	43,694
	UNITED STATES OF AMERICA	6,666,909.49	15,168,550	695,781,389	15,726,323
320619	Other pigments and preparations based on titanium dioxide	1,336,112.81	2,753,852	126,319,187	2,881,556
	AUSTRALIA	24,028.33	147,614	6,771,054	151,762
	BELGIUM	35.92	2,398	109,996	2,497
	GERMANY	3,927.14	91,154	4,181,234	96,906
	INDIA	9,410.48	14,971	686,720	16,621
	INDONESIA	167,386.07	125,214	5,743,565	136,165
	ITALY	87.50	305	13,990	326
	JAPAN	6,979.09	35,721	1,638,522	38,789
	MALAYSIA	33.06	143	6,559	149
	NETHERLANDS	33,857.19	26,797	1,229,178	26,884
	PEOPLE'S REPUBLIC OF CHINA	469,837.71	420,830	19,303,472	444,579
	REPUBLIC OF KOREA	30,893.81	22,488	1,031,525	22,894
	SINGAPORE	44,690.41	151,507	6,949,626	162,236
	TAIWAN (REP. OF CHINA)	85,792.85	230,410	10,568,906	232,340
	THAILAND	321,876.15	907,197	41,613,126	954,995
	UK OF GREAT BRITAIN AND N. IRELAND	95,083.64	134,786	6,182,634	138,417
	UNITED STATES OF AMERICA	32,830.22	434,026	19,908,772	447,010
	VIETNAM	9,363.24	8,291	380,308	8,986
320620	Pigments and preparations based on chromium compounds	402,869.02	970,462	44,515,092	1,024,070
	BELGIUM	15,640.95	25,292	1,160,144	26,327
	CANADA	34,850.39	51,274	2,351,938	54,398
	FRANCE	75.77	330	15,137	928
	GERMANY	2,008.27	31,041	1,423,850	32,415
	HONG KONG, CHINA	1,443.52	15,685	719,471	16,174
	INDIA	74,405.02	156,085	7,159,619	160,301
	JAPAN	43,260.25	163,127	7,482,636	175,830
	MALAYSIA	9,666.67	64,866	2,975,403	68,974
	PEOPLE'S REPUBLIC OF CHINA	137,428.96	298,517	13,692,975	306,862
	REPUBLIC OF KOREA	74,965.20	124,582	5,714,576	140,403
	SINGAPORE	87.03	5,842	267,973	6,081
	TAIWAN (REP. OF CHINA)	38.94	101	4,633	104
	UK OF GREAT BRITAIN AND N. IRELAND	8,873.67	29,947	1,373,669	31,303
	UNITED STATES OF AMERICA	124.38	3,773	173,068	3,970
320630	Pigments and preparations based on cadmium compounds	3,641,909.09	2,720,981	124,811,398	2,826,879

TABLE 8 - Continued

PSCC CODE	COMMODITY AND COUNTRY OF ORIGIN	GROSS WEIGHT (GK)	FOB VALUE		CIF
			DOLLARS	PESOS	DOLLARS
	AUSTRALIA	460.03	1,962	89,997	2,177
	BELGIUM	19.48	364	16,697	375
	BRAZIL	2,131.15	17,656	809,881	18,105
	DENMARK	179.48	6,368	292,100	6,630
	FRANCE	6,549.87	17,493	802,404	17,513
	GERMANY	331,015.16	448,931	20,592,465	469,303
	HONG KONG, CHINA	91.88	1,402	64,310	1,441
	INDIA	79,709.80	13,862	635,850	13,912
	INDONESIA	212,514.32	66,428	3,047,052	70,761
	JAPAN	15,668.45	158,624	7,276,083	166,389
	LIECHTENSTEIN	0.89	320	14,678	329
	MALAYSIA	81.84	52	2,385	60
	NETHERLANDS	19,716.77	29,706	1,362,615	30,765
	PEOPLE'S REPUBLIC OF CHINA	1,751,508.56	1,006,507	46,168,476	1,037,908
	REPUBLIC OF KOREA	398,074.83	101,660	4,663,144	101,810
	SINGAPORE	227,673.21	66,186	3,035,952	68,659
	SWITZERLAND	5.01	1,277	58,576	1,852
	TAIWAN (REP. OF CHINA)	491,308.56	174,655	8,011,424	179,684
	THAILAND	37,257.05	155,493	7,132,464	161,827
	UK OF GREAT BRITAIN AND N. IRELAND	15,121.32	107,105	4,912,906	111,161
	UNITED STATES OF AMERICA	52,821.43	344,930	15,821,939	366,218
320641	Ultramarine and preparations based thereon	1,278,602.33	1,168,504	53,599,280	1,225,406
	BELGIUM	70.46	488	22,385	530
	FRANCE	31,800.53	106,287	4,875,385	113,159
	INDIA	920,103.50	272,666	12,507,190	290,241
	IRELAND	11.32	632	28,990	653
	JAPAN	954.54	5,314	243,753	5,987
	PEOPLE'S REPUBLIC OF CHINA	2,689.53	4,209	193,067	4,452
	REPUBLIC OF KOREA	97,014.41	275,046	12,616,360	290,056
	ROMANIA	36,212.36	162,473	7,452,636	168,731
	SPAIN	6,326.29	27,760	1,273,351	27,824
	TAIWAN (REP. OF CHINA)	63,999.23	63,433	2,909,672	66,700
	THAILAND	52,225.72	183,555	8,419,668	189,183
	UK OF GREAT BRITAIN AND N. IRELAND	22.69	463	21,238	590
	VIETNAM	67,171.75	66,178	3,035,585	67,300
320642	Lithopone and other pigments and preparations based on zinc sulphide	1,056.21	4,658	213,663	4,988
	PEOPLE'S REPUBLIC OF CHINA	1,053.84	4,534	207,975	4,841
	UNITED STATES OF AMERICA	2.37	124	5,688	147
320649	Other than other colouring matter and other preparations	5,657,665.10	3,601,033	165,179,384	3,794,643
	AUSTRALIA	1,485.07	8,200	376,134	8,548
	BELGIUM	937.42	16,121	739,471	18,305
	GERMANY	113,895.75	156,979	7,200,626	172,835
	HONG KONG, CHINA	3,681.87	14,004	642,363	14,539
	INDIA	9,440.62	8,440	387,143	8,994
	ITALY	73.95	7,088	325,127	7,982
	JAPAN	372,757.93	1,237,428	56,760,822	1,280,554
	MALAYSIA	22.05	899	41,237	962
	PEOPLE'S REPUBLIC OF CHINA	2,958,296.34	668,385	30,658,820	709,220
	REPUBLIC OF KOREA	1,075,936.47	628,625	28,835,029	658,429
	SINGAPORE	399,814.91	127,980	5,870,443	138,481
	TAIWAN (REP. OF CHINA)	555,670.70	316,469	14,516,433	329,666
	THAILAND	22,175.77	124,718	5,720,815	132,766
	UK OF GREAT BRITAIN AND N. IRELAND	12,749.16	51,937	2,382,350	54,898
	UNITED STATES OF AMERICA	39,481.48	157,215	7,211,452	176,853
	VIETNAM	91,245.61	76,545	3,511,119	81,611
320650	Inorganic products of a kind used as luminophores	1,097,276.73	1,333,764	61,179,754	1,408,921
	AUSTRALIA	100,742.54	69,116	3,170,351	70,566
	CANADA	2,828.30	8,984	412,096	10,400
	DEMOCRATIC PEOPLE'S REP. OF KOREA	36,464.61	22,190	1,017,855	25,489
	GERMANY	144,102.72	279,207	12,807,225	289,073
	HONG KONG, CHINA	1,596.10	4,373	200,590	4,377
	INDIA	66,875.28	95,547	4,382,741	99,883
	JAPAN	2,742.98	13,554	621,722	15,592
	MALAYSIA	17,859.91	9,015	413,518	9,264

TABLE 8 - Continued

PSCC CODE	COMMODITY AND COUNTRY OF ORIGIN	GROSS WEIGHT (GK)	FOB VALUE		CIF DOLLARS
			DOLLARS	PESOS	
	PEOPLE'S REPUBLIC OF CHINA	336,547.72	312,614	14,339,604	327,839
	REPUBLIC OF KOREA	59,597.78	139,229	6,386,434	165,189
	SAUDI ARABIA	11,927.87	7,653	351,043	7,967
	SINGAPORE	38,907.07	40,596	1,862,139	42,983
	SWITZERLAND	73,046.78	73,092	3,352,730	73,176
	TAIWAN (REP. OF CHINA)	178,258.63	160,391	7,357,135	166,059
	THAILAND	9,838.39	44,607	2,046,123	45,572
	UK OF GREAT BRITAIN AND N. IRELAND	222.11	6,195	284,164	6,469
	UNITED STATES OF AMERICA	15,717.94	47,401	2,174,284	49,023
3207	Prepared pigments, prepared opacifiers and prepared colours, vitrifiable enamels and glazes, engobes (slips), liquid lustres and similar preparations, of a kind used in the ceramic, enamelling or glass industry; glass frit and other glass, in the form of powder, granules or flakes.	9,933,960.23	9,062,396	415,692,107	9,591,184
320710	Prepared pigments, prepared opacifiers, prepared colours and similar preparations	741,620.89	3,430,137	157,340,384	3,689,422
	AUSTRALIA	17,492.32	12,114	555,669	12,940
	AUSTRIA	16.23	629	28,852	648
	BOLIVIA	1,605.41	20,792	953,729	21,215
	GERMANY	262,156.02	1,992,794	91,409,461	2,161,440
	HONG KONG, CHINA	1.72	1,345	61,695	1,423
	INDONESIA	9,171.86	45,175	2,072,177	45,366
	ITALY	13,294.80	95,602	4,385,264	98,887
	JAPAN	108,497.20	590,015	27,063,988	631,301
	LIECHTENSTEIN	735.63	6,991	320,677	7,190
	MALAYSIA	4.17	235	10,779	341
	PEOPLE'S REPUBLIC OF CHINA	125,138.82	188,911	8,665,348	199,239
	REPUBLIC OF KOREA	15,468.14	15,310	702,270	16,193
	SPAIN	50,497.67	102,053	4,681,171	106,597
	TAIWAN (REP. OF CHINA)	129,852.26	320,117	14,683,767	342,630
	THAILAND	80.68	1,044	47,888	1,273
	TURKEY	150.52	2,511	115,180	4,799
	UK OF GREAT BRITAIN AND N. IRELAND	12.81	2,154	98,804	2,242
	UNITED STATES OF AMERICA	540.27	26,081	1,196,335	29,040
	VIETNAM	6,904.36	6,264	287,330	6,658
320720	Vitrifiable enamels and glazes, engobes (slips) and similar preparations	3,587,676.81	2,239,452	102,723,664	2,325,470
	AUSTRALIA	574.29	8,603	394,620	9,155
	BELGIUM	50,559.45	166,807	7,651,437	171,611
	GERMANY	129.04	2,585	118,574	2,715
	INDONESIA	6,536.91	56,374	2,585,875	58,793
	ITALY	56,728.33	27,827	1,276,424	28,584
	JAPAN	16,583.87	15,287	701,215	15,968
	NETHERLANDS	868.06	3,534	162,105	4,046
	PEOPLE'S REPUBLIC OF CHINA	252,469.17	148,686	6,820,227	157,872
	REPUBLIC OF KOREA	10,677.08	6,469	296,733	7,659
	SPAIN	99.10	286	13,119	668
	SYRIAN ARAB REPUBLIC	11,298.09	4,740	217,424	5,048
	TAIWAN (REP. OF CHINA)	2,832,057.31	1,294,631	59,384,724	1,335,408
	THAILAND	255,500.61	68,817	3,156,636	72,589
	UNITED STATES OF AMERICA	86,234.85	355,594	16,311,097	369,786
	VIETNAM	7,360.65	79,212	3,633,454	85,568
320730	Liquid lustres and similar preparations	75,824.20	172,713	7,922,347	183,171
	BELGIUM	63.31	5,047	231,506	5,611
	GERMANY	7.61	7,614	349,254	7,621
	INDONESIA	1,830.67	2,696	123,666	2,862
	JAPAN	12.01	8,824	404,757	9,417
	PEOPLE'S REPUBLIC OF CHINA	2,853.91	2,988	137,060	3,143
	REPUBLIC OF KOREA	0.89	268	12,293	276
	SINGAPORE	51.12	3,056	140,179	3,535
	TAIWAN (REP. OF CHINA)	62,188.00	82,850	3,800,330	86,756
	UNITED STATES OF AMERICA	8,816.68	59,370	2,723,302	63,950
320740	Glass frit and other glass, in the form of powder, granules or flakes	5,528,838.33	3,220,094	147,705,712	3,393,121
	CANADA	2.74	22	1,009	24

TABLE 8 - Continued

PSCC CODE	COMMODITY AND COUNTRY OF ORIGIN	GROSS WEIGHT (GK)	FOB VALUE		CIF DOLLARS
			DOLLARS	PESOS	
	GERMANY	6,793.98	15,487	710,389	17,180
	HONG KONG, CHINA	109.94	25,709	1,179,272	27,468
	INDONESIA	1,417,497.39	645,966	29,630,460	679,876
	ITALY	23,090.09	16,233	744,608	16,836
	JAPAN	2,336.27	13,850	635,300	15,284
	LIECHTENSTEIN	0.89	215	9,862	222
	MALAYSIA	2,677.03	7,707	353,520	8,235
	PEOPLE'S REPUBLIC OF CHINA	1,466,372.72	723,495	33,186,716	774,959
	REPUBLIC OF KOREA	7,297.43	5,137	235,634	5,938
	SPAIN	66,367.39	49,539	2,272,354	52,131
	TAIWAN (REP. OF CHINA)	2,476,303.26	1,649,190	75,648,345	1,718,885
	THAILAND	59,235.60	17,889	820,568	19,110
	UNITED STATES OF AMERICA	753.60	49,655	2,277,675	56,973
3208	Paints and varnishes (including enamels and lacquers) based on synthetic polymers or chemically modified natural polymers, dispersed or dissolved in a non-aqueous medium; solutions as defined in Note 4 to this Chapter.	16,110,393.91	47,948,423	2,199,394,163	50,646,174
320810	Paints and varnishes (including enamels and lacquers) based on polyesters	3,042,320.06	9,430,450	432,574,742	9,837,111
	AUSTRALIA	20,959.89	219,760	10,080,392	224,450
	BELGIUM	20,592.08	31,150	1,428,850	33,369
	CANADA	65.80	2,673	122,611	2,856
	DEMOCRATIC PEOPLE'S REP. OF KOREA	901.31	918	42,109	1,014
	FRANCE	582.41	5,494	252,010	8,502
	GERMANY	3,576.53	39,168	1,796,637	43,571
	HONG KONG, CHINA	17,639.58	59,390	2,724,219	61,803
	INDONESIA	3,342.02	9,335	428,197	10,219
	ITALY	19,763.01	68,149	3,125,994	78,935
	JAPAN	3,890.57	56,272	2,581,196	60,362
	MALAYSIA	214,883.81	566,765	25,997,510	596,316
	NETHERLANDS	128.86	1,076	49,356	1,161
	PEOPLE'S REPUBLIC OF CHINA	367,725.05	567,726	26,041,592	587,494
	POLAND	12,638.73	11,318	519,157	13,206
	REPUBLIC OF KOREA	23,186.92	81,278	3,728,222	83,506
	SINGAPORE	1,723,175.94	5,226,359	239,733,087	5,418,022
	SPAIN	16,726.62	55,205	2,532,253	61,722
	SWITZERLAND	290.84	4,201	192,700	4,319
	TAIWAN (REP. OF CHINA)	54,601.46	133,270	6,113,094	150,460
	THAILAND	424,501.98	2,021,555	92,728,728	2,103,432
	UK OF GREAT BRITAIN AND N. IRELAND	3,827.32	25,522	1,170,694	27,805
	UNITED ARAB EMIRATES, N.E.S.	77,582.37	196,646	9,020,152	208,312
	UNITED STATES OF AMERICA	25,050.79	25,382	1,164,273	32,948
	VIETNAM	6,686.17	21,838	1,001,709	23,327
320820	Paints and varnishes (including enamels and lacquers) based on acrylic or vinyl polymers	1,338,996.98	4,025,169	184,634,503	4,305,421
	AUSTRALIA	10,074.41	51,548	2,364,507	52,925
	BELGIUM	6,441.31	36,908	1,692,970	40,769
	GERMANY	15,871.32	96,404	4,422,052	103,455
	HONG KONG, CHINA	1,316.98	24,340	1,116,476	24,363
	INDONESIA	2,614.43	14,439	662,317	15,993
	ITALY	26,837.47	116,029	5,322,250	120,594
	JAPAN	297,095.98	1,241,663	56,955,081	1,299,991
	MALAYSIA	67,520.93	155,714	7,142,602	163,421
	NETHERLANDS	148.78	9,548	437,967	10,748
	PEOPLE'S REPUBLIC OF CHINA	640,508.81	1,393,146	63,903,607	1,528,645
	REPUBLIC OF KOREA	2,114.24	31,233	1,432,658	32,191
	SINGAPORE	123,828.19	390,065	17,892,282	422,377
	SWITZERLAND	2,038.89	34,313	1,573,937	35,274
	TAIWAN (REP. OF CHINA)	77,292.44	130,640	5,992,456	135,113
	THAILAND	44,896.04	154,182	7,072,329	155,396
	UK OF GREAT BRITAIN AND N. IRELAND	13.39	1,923	88,208	2,176
	UNITED STATES OF AMERICA	20,109.20	140,778	6,457,487	159,111
	VIETNAM	274.17	2,296	105,317	2,879
320890	Other paints and varnishes (including enamels and lacquers) based on synthetic polymers or chemically modified natural polymers, dispersed or dissolved in a non aqueous medium	11,729,076.87	34,492,804	1,582,184,918	36,503,642
	AUSTRALIA	10,305.46	60,048	2,754,402	62,528

TABLE 8 - Continued

PSCC CODE	COMMODITY AND COUNTRY OF ORIGIN	GROSS WEIGHT (GK)	FOB VALUE		CIF DOLLARS
			DOLLARS	PESOS	
	BAHRAIN	54.72	140	6,422	145
	BELGIUM	64,091.58	371,001	17,017,817	395,428
	CANADA	12,399.64	108,598	4,981,390	111,395
	CZECH REPUBLIC (CZECHOSLOVAKIA)	1,175.44	4,986	228,708	7,068
	DEMOCRATIC PEOPLE'S REP. OF KOREA	6,523.74	2,787	127,840	2,844
	DENMARK	65.72	2,925	134,170	3,877
	ESTONIA	14,813.64	39,904	1,830,396	43,016
	FRANCE	106,560.91	305,127	13,996,176	324,249
	GERMANY	140,379.76	662,840	30,404,470	693,831
	HONG KONG, CHINA	40,743.12	100,956	4,630,852	108,449
	INDIA	14,891.51	124,487	5,710,219	127,555
	INDONESIA	1,526,534.07	3,533,118	162,064,123	3,689,319
	ITALY	49,645.89	157,072	7,204,893	181,465
	JAPAN	560,445.60	3,142,229	144,134,044	3,397,406
	LUXEMBOURG	52,922.80	239,530	10,987,241	240,537
	MALAYSIA	815,700.65	2,296,442	105,337,793	2,430,396
	MEXICO	9,865.01	14,899	683,417	17,724
	NETHERLANDS	22,247.94	147,193	6,751,744	153,283
	PAPUA NEW GUINEA	50,922.86	47,836	2,194,237	64,918
	PEOPLE'S REPUBLIC OF CHINA	1,715,083.39	2,524,689	115,807,483	2,674,474
	POLAND	0.87	148	6,789	157
	REPUBLIC OF KOREA	782,633.62	5,354,188	245,596,604	5,732,576
	SINGAPORE	1,954,291.57	7,373,269	338,211,850	7,707,012
	SPAIN	26,525.22	69,636	3,194,203	75,660
	SWITZERLAND	2,125.24	41,623	1,909,247	50,749
	TAIWAN (REP. OF CHINA)	824,525.79	1,198,046	54,954,370	1,312,080
	THAILAND	2,496,402.51	4,705,584	215,845,136	4,931,491
	UK OF GREAT BRITAIN AND N. IRELAND	217.96	5,380	246,780	5,621
	UNITED ARAB EMIRATES, N.E.S.	20,511.17	50,017	2,294,280	50,428
	UNITED STATES OF AMERICA	148,849.71	1,356,081	62,203,435	1,427,255
	VIETNAM	257,619.76	452,025	20,734,387	480,706
3209	Paints and varnishes (including enamels and lacquers) based on synthetic polymers or chemically modified natural polymers, dispersed or dissolved in an aqueous medium.	9,629,144.86	20,582,866	944,136,065	21,975,786
320910	Paints and varnishes (including enamels and lacquers) based on acrylic or vinyl polymers	2,261,330.83	6,403,369	293,722,538	6,834,759
	BELGIUM	33,688.93	28,824	1,322,157	31,017
	DENMARK	1,255.14	19,206	880,979	23,262
	ESTONIA	420.67	773	35,458	795
	FRANCE	688.38	4,229	193,985	4,473
	GERMANY	78,488.90	222,649	10,212,910	237,543
	HONG KONG, CHINA	306.34	10,965	502,965	11,671
	ITALY	19,342.52	58,630	2,689,359	64,062
	JAPAN	30,962.18	174,243	7,992,526	182,056
	MALAYSIA	348,173.60	698,484	32,039,461	745,846
	NETHERLANDS	4,609.66	9,501	435,811	10,054
	NEW ZEALAND	62.16	769	35,274	801
	PEOPLE'S REPUBLIC OF CHINA	124,484.94	298,503	13,692,333	321,432
	REPUBLIC OF KOREA	7,311.93	27,390	1,256,379	32,576
	SINGAPORE	741,390.94	1,831,749	84,022,327	1,927,078
	SWEDEN	78.00	504	23,118	519
	SWITZERLAND	2,793.58	31,155	1,429,079	45,932
	TAIWAN (REP. OF CHINA)	16,511.99	60,977	2,797,015	65,863
	THAILAND	416,849.27	1,884,683	86,450,409	2,035,415
	TURKEY	10.69	35	1,605	37
	UK OF GREAT BRITAIN AND N. IRELAND	130,175.21	151,006	6,926,645	161,530
	UNITED ARAB EMIRATES, N.E.S.	20,941.85	90,593	4,155,501	90,815
	UNITED STATES OF AMERICA	105,323.23	181,497	8,325,268	204,012
	VIETNAM	177,460.72	617,004	28,301,974	637,970
320990	Paints and varnishes (including enamels and lacquers) based on other synthetic polymers or chemically modified natural polymers, dispersed or dissolved in an aqueous medium	7,367,814.03	14,179,497	650,413,527	15,141,027
	AUSTRALIA	14,209.65	29,240	1,341,239	34,146
	BELGIUM	43,072.50	59,359	2,722,797	63,739
	CANADA	12,306.43	14,015	642,868	14,736
	FRANCE	204.51	24,011	1,101,385	24,988
	GERMANY	92,762.72	503,633	23,101,645	528,844
	HONG KONG, CHINA	130,072.86	387,713	17,784,395	414,684
	INDIA	48,142.04	211,714	9,711,322	222,848

TABLE 8 - Continued

PSCC CODE	COMMODITY AND COUNTRY OF ORIGIN	GROSS WEIGHT (GK)	FOB VALUE		CIF
			DOLLARS	PESOS	DOLLARS
	INDONESIA	127,560.61	418,997	19,219,392	443,120
	IRELAND	236.89	1,066	48,897	1,219
	ITALY	72,834.36	182,413	8,367,285	193,300
	JAPAN	1,597,094.45	6,996,502	320,929,547	7,460,507
	MALAYSIA	1,151,781.55	1,192,368	54,693,920	1,275,989
	NETHERLANDS	13,765.38	14,618	670,527	16,831
	PEOPLE'S REPUBLIC OF CHINA	889,431.06	657,701	30,168,745	683,571
	REPUBLIC OF KOREA	60,797.91	86,191	3,953,581	93,041
	SINGAPORE	220,889.23	890,206	40,833,749	963,208
	SOUTH AFRICA, REP. OF	1,105.83	12,028	551,725	12,878
	SPAIN	1,672.39	16,813	771,212	18,558
	SWEDEN	118.50	2,027	92,978	2,072
	SWITZERLAND	1,059.35	8,994	412,555	9,283
	TAIWAN (REP. OF CHINA)	1,948,324.80	816,057	37,432,535	878,701
	THAILAND	219,850.94	420,947	19,308,839	447,964
	UK OF GREAT BRITAIN AND N. IRELAND	14,797.15	24,440	1,121,063	29,224
	UNITED ARAB EMIRATES, N.E.S.	41,458.20	167,056	7,662,858	172,593
	UNITED STATES OF AMERICA	608,268.15	826,696	37,920,546	910,476
	VIETNAM	55,996.57	214,692	9,847,922	224,507
3210	Other paints and varnishes (including enamels, lacquers and distempers); prepared water pigments of a kind used for finishing leather.	1,618,824.91	5,371,368	246,384,655	5,777,564
321000	Other paints and varnishes (including enamels, lacquers and distempers); prepared water pigments of a kind used for finishing leather	1,618,824.91	5,371,368	246,384,655	5,777,564
	AUSTRALIA	30.93	1,899	87,107	2,150
	BELGIUM	11,989.97	34,691	1,591,277	35,136
	FRANCE	547.87	4,493	206,094	4,819
	GERMANY	3,166.95	15,997	733,782	24,082
	HONG KONG, CHINA	22,180.21	266,673	12,232,291	274,907
	INDIA	75.61	138	6,330	458
	ITALY	25.52	367	16,834	383
	JAPAN	296,797.99	2,619,314	120,147,934	2,831,400
	JORDAN	18.96	64	2,936	132
	MALAYSIA	68,900.39	121,375	5,567,471	126,133
	MALI (WEST AFRICA)	957.00	2,175	99,767	2,356
	NETHERLANDS	11,776.15	18,671	856,439	21,088
	PEOPLE'S REPUBLIC OF CHINA	143,808.50	151,513	6,949,901	158,794
	REPUBLIC OF KOREA	24,497.03	185,618	8,514,299	192,388
	SINGAPORE	64,022.00	352,810	16,183,395	382,230
	SLOVENIA	133.27	1,371	62,888	1,464
	SPAIN	196.50	795	36,467	845
	SWEDEN	42,262.24	38,061	1,745,858	38,386
	SWITZERLAND	25,612.12	294,298	13,499,450	309,471
	TAIWAN (REP. OF CHINA)	487,728.22	279,982	12,842,775	305,060
	THAILAND	241,298.89	528,826	24,257,249	587,372
	UK OF GREAT BRITAIN AND N. IRELAND	153.32	6,630	304,118	7,618
	UNITED STATES OF AMERICA	57,887.29	68,763	3,154,159	75,683
	VIETNAM	114,757.98	376,844	17,285,834	395,209
3211	Prepared driers.	582,982.25	1,873,242	85,925,611	1,938,190
321100	Prepared driers	582,982.25	1,873,242	85,925,611	1,938,190
	BRAZIL	9,105.22	17,576	806,211	19,707
	GERMANY	30,696.96	239,169	10,970,682	248,602
	INDIA	34,412.43	134,593	6,173,781	137,853
	INDONESIA	6,030.83	15,109	693,050	15,535
	JAPAN	909.50	4,434	203,388	4,794
	PEOPLE'S REPUBLIC OF CHINA	19,220.03	8,310	381,180	8,310
	REPUBLIC OF KOREA	795.00	633	29,036	701
	SINGAPORE	382.02	1,628	74,676	1,695
	SPAIN	32,296.81	114,619	5,257,574	119,544
	SWITZERLAND	580.63	8,662	397,326	8,965
	THAILAND	175,812.19	612,712	28,105,099	620,608
	TURKEY	14,220.19	32,544	1,492,793	33,470
	UK OF GREAT BRITAIN AND N. IRELAND	5,047.44	36,984	1,696,456	38,498
	UNITED ARAB EMIRATES, N.E.S.	253,473.00	646,269	29,644,359	679,908

TABLE 8 - Continued

PSCC CODE	COMMODITY AND COUNTRY OF ORIGIN	GROSS WEIGHT (GK)	FOB VALUE		CIF
			DOLLARS	PESOS	DOLLARS
3212	Pigments (including metallic powders and flakes) dispersed in non-aqueous media, in liquid or paste form, of a kind used in the manufacture of paints (including enamels); stamping foils; dyes and other colouring matter put up in forms or packings for retail sale.	1,069,168.92	8,329,852	382,090,313	8,976,274
321210	Stamping foils	235,484.98	998,687	45,809,773	1,052,968
	AUSTRALIA	2,502.75	40,778	1,870,487	41,397
	AUSTRIA	13,552.18	35,698	1,637,467	38,425
	CANADA	329.39	9,151	419,756	10,560
	GERMANY	544.73	11,593	531,771	12,116
	HONG KONG, CHINA	1,640.96	9,457	433,793	9,720
	INDIA	1,282.56	7,925	363,520	10,619
	JAPAN	6,434.82	63,902	2,931,185	67,127
	MALAYSIA	28,623.82	46,374	2,127,175	50,235
	PEOPLE'S REPUBLIC OF CHINA	126,156.16	400,626	18,376,715	422,260
	QATAR	609.09	12,541	575,256	14,705
	REPUBLIC OF KOREA	3,106.56	24,766	1,136,016	25,835
	TAIWAN (REP. OF CHINA)	36,231.95	181,068	8,305,589	188,885
	UK OF GREAT BRITAIN AND N. IRELAND	224.17	4,189	192,149	4,209
	UNITED STATES OF AMERICA	14,245.84	150,619	6,908,894	156,875
321290	Other pigments (including metallic powders and flakes) dispersed in non-aqueous media, in liquid or paste form, of a kind used in the manufacture of paints (including enamels); stamping foils; dyes and other colouring matter put up in forms or packings for retail sale	833,683.94	7,331,165	336,280,540	7,923,306
	AUSTRALIA	15,041.40	62,654	2,873,939	73,517
	BELGIUM	8,558.46	100,955	4,630,806	105,395
	BRAZIL	25,269.47	89,522	4,106,374	95,268
	CANADA	8.30	93	4,266	105
	FRANCE	6,676.85	59,057	2,708,945	59,896
	GERMANY	39,186.57	386,582	17,732,517	410,986
	HONG KONG, CHINA	8,105.04	36,951	1,694,942	38,953
	INDIA	17,076.10	58,083	2,664,267	60,287
	INDONESIA	10,246.73	39,756	1,823,608	42,487
	ITALY	2,414.57	3,749	171,967	3,852
	JAPAN	71,999.10	3,785,552	173,643,271	4,096,041
	LUXEMBOURG	3,275.52	37,857	1,736,501	38,855
	MALAYSIA	24,394.20	50,245	2,304,738	53,367
	NETHERLANDS	7,976.73	77,719	3,564,971	79,791
	PEOPLE'S REPUBLIC OF CHINA	142,419.27	739,322	33,912,700	767,653
	REPUBLIC OF KOREA	42,113.95	590,984	27,108,436	691,288
	SINGAPORE	39,716.72	546,941	25,088,184	587,807
	SLOVENIA	14,819.00	8,120	372,464	8,129
	SWEDEN	44,396.91	133,389	6,118,553	137,066
	SWITZERLAND	74.80	12,741	584,430	13,557
	TAIWAN (REP. OF CHINA)	301,493.60	243,949	11,189,940	272,782
	THAILAND	2,179.13	10,487	481,039	12,034
	UK OF GREAT BRITAIN AND N. IRELAND	113.72	5,125	235,084	5,531
	UNITED STATES OF AMERICA	5,873.94	244,172	11,200,169	261,449
	VIETNAM	253.86	7,160	328,429	7,210
3213	Artists', students' or signboard painters' colours, modifying tints, amusement colours and the like, in tablets, tubes, jars, bottles, pans or in similar forms or packings.	530,041.04	1,319,000	60,502,530	1,360,910
321310	Colours in sets	375,306.26	967,395	44,374,409	993,234
	HONG KONG, CHINA	6,339.96	8,486	389,253	9,294
	INDIA	860.74	4,741	217,470	4,902
	JAPAN	47.02	1,457	66,833	1,505
	MALAYSIA	37,435.02	44,457	2,039,243	44,829
	NETHERLANDS	186.28	2,242	102,841	2,530
	PEOPLE'S REPUBLIC OF CHINA	237,087.53	531,705	24,389,308	549,510
	REPUBLIC OF KOREA	79,618.60	332,275	15,241,454	336,602
	SPAIN	1,987.65	4,943	226,735	5,234
	TAIWAN (REP. OF CHINA)	1,140.80	11,329	519,661	12,059
	THAILAND	7,958.90	19,811	908,731	20,421
	UK OF GREAT BRITAIN AND N. IRELAND	125.20	844	38,714	938
	UNITED STATES OF AMERICA	2,518.56	5,105	234,166	5,410

TABLE 8 - Continued

PSCC CODE	COMMODITY AND COUNTRY OF ORIGIN	GROSS WEIGHT (GK)	FOB VALUE		CIF
			DOLLARS	PESOS	DOLLARS
321390	Other artists' students' or signboard painter' colours, modifying tints, amusement colours and the like, in tablets, tubes, jars, bottles, pans or in similar forms or packings	154,734.78	351,605	16,128,121	367,676
	CZECH REPUBLIC (CZECHOSLOVAKIA)	100.62	785	36,008	808
	GERMANY	2,193.89	15,243	699,196	15,976
	HONG KONG, CHINA	11,180.90	19,991	916,987	20,676
	ITALY	243.65	3,503	160,683	3,657
	JAPAN	23,542.94	26,616	1,220,876	28,167
	NETHERLANDS	2,723.20	34,640	1,588,937	38,297
	PEOPLE'S REPUBLIC OF CHINA	61,802.10	78,861	3,617,354	81,956
	QATAR	133.89	2,191	100,501	2,538
	SINGAPORE	1.92	24	1,101	28
	SRI LANKA (CEYLON)	1,248.83	582	26,696	674
	TAIWAN (REP. OF CHINA)	457.22	5,894	270,358	6,156
	THAILAND	30,163.37	48,594	2,229,007	50,653
	UNITED STATES OF AMERICA	5,756.93	47,014	2,156,532	50,393
	VIETNAM	15,185.32	67,667	3,103,885	67,697
3214	Glaziers' putty, grafting putty, resin cements, caulking compounds and other mastics; painters' fillings; non-refractory surfacing preparations for facades, indoor walls, floors, ceilings or the like.	20,373,791.33	24,487,487	1,123,241,025	25,963,499
321410	Glaziers' putty, grafting putty, resin cements, caulking compounds and other mastics; painters' fillings; non-refractory surfacing preparations for facades, indoor walls, floors, ceilings or the like	6,632,088.40	9,315,181	427,287,349	9,883,305
	AUSTRALIA	571,614.82	1,585,686	72,735,417	1,662,854
	AUSTRIA	808.03	3,583	164,352	3,785
	BELGIUM	88,498.73	447,179	20,512,101	485,714
	CANADA	806.76	9,902	454,205	10,407
	DENMARK	3.42	391	17,935	407
	FRANCE	33,028.94	95,188	4,366,273	102,612
	GERMANY	40,869.42	269,062	12,341,874	291,685
	HONG KONG, CHINA	28,151.07	50,988	2,338,820	54,029
	INDIA	14,788.11	49,581	2,274,280	51,464
	INDONESIA	605,528.17	366,189	16,797,089	384,959
	ITALY	81,289.96	74,806	3,431,351	83,178
	JAPAN	114,778.34	673,350	30,886,564	716,764
	MALAYSIA	1,996,144.15	1,211,537	55,573,202	1,265,409
	NETHERLANDS	164,754.06	554,435	25,431,933	582,672
	PEOPLE'S REPUBLIC OF CHINA	513,769.95	794,429	36,440,459	827,647
	POLAND	16,007.51	60,643	2,781,694	62,353
	REPUBLIC OF KOREA	327,235.34	399,926	18,344,606	419,831
	SINGAPORE	87,401.16	459,039	21,056,119	497,870
	SPAIN	33.91	221	10,137	367
	SWEDEN	8.31	74	3,394	79
	SWITZERLAND	956.45	9,300	426,591	19,878
	TAIWAN (REP. OF CHINA)	6,220.89	22,325	1,024,047	27,249
	THAILAND	1,645,769.96	1,056,605	48,466,471	1,128,105
	TURKEY	42.85	43	1,972	45
	UK OF GREAT BRITAIN AND N. IRELAND	2,134.30	49,011	2,248,135	51,936
	UNITED ARAB EMIRATES, N.E.S.	13,101.89	15,101	692,683	16,504
	UNITED STATES OF AMERICA	278,339.34	1,056,198	48,447,802	1,135,100
	VIETNAM	2.56	389	17,843	402
321490	Other glaziers' putty, grafting putty, resin cements, caulking compounds and other mastics; painters' fillings; non-refractory surfacing preparations for facades, indoor walls, floors, ceilings or the like	13,741,702.93	15,172,306	695,953,676	16,080,194
	AUSTRALIA	56,207.15	170,910	7,839,642	178,673
	BELGIUM	31,376.26	74,954	3,438,140	83,034
	CANADA	59,526.51	48,985	2,246,942	60,044
	DEMOCRATIC PEOPLE'S REP. OF KOREA	4,590.98	2,202	101,006	2,354
	EGYPT ARAB REPUBLIC	21,077.77	7,416	340,172	7,620
	FRANCE	180.51	3,050	139,904	3,384
	GERMANY	107,865.87	307,382	14,099,612	328,414
	GREECE	55,584.17	191,650	8,790,986	196,945
	HONG KONG, CHINA	24,775.90	65,520	3,005,403	71,325
	INDIA	10,152.45	22,921	1,051,386	23,577
	INDONESIA	1,034,984.28	1,458,334	66,893,780	1,507,227

TABLE 8 - Continued

PSCC CODE	COMMODITY AND COUNTRY OF ORIGIN	GROSS WEIGHT (GK)	FOB VALUE		CIF
			DOLLARS	PESOS	DOLLARS
	IRELAND	0.83	90	4,128	96
	ITALY	971,192.85	399,804	18,339,009	441,254
	JAPAN	135,068.93	1,281,936	58,802,405	1,364,111
	MALAYSIA	1,741,546.75	1,457,720	66,865,616	1,540,853
	NETHERLANDS	2,107.60	49,403	2,266,115	51,162
	PEOPLE'S REPUBLIC OF CHINA	4,214,042.86	1,301,064	59,679,806	1,395,622
	REPUBLIC OF KOREA	1,638,690.24	1,431,349	65,655,978	1,531,365
	SAUDI ARABIA	11,529.36	19,270	883,915	19,814
	SINGAPORE	1,202,478.01	2,833,701	129,981,865	2,982,381
	SOLOMON ISLANDS (BRITISH)	5.93	106	4,862	109
	SOUTH AFRICA, REP. OF	4,889.10	48,547	2,226,851	54,071
	SPAIN	37,157.96	67,871	3,113,243	71,267
	SWEDEN	260.18	1,615	74,080	3,304
	TAIWAN (REP. OF CHINA)	160,734.12	211,571	9,704,761	221,251
	THAILAND	1,550,653.34	2,025,388	92,904,548	2,160,850
	UK OF GREAT BRITAIN AND N. IRELAND	122,839.90	117,984	5,411,927	124,139
	UNITED ARAB EMIRATES, N.E.S.	27,178.94	51,109	2,344,369	54,332
	UNITED STATES OF AMERICA	499,284.29	1,509,747	69,252,095	1,589,305
	VIETNAM	15,719.89	10,707	491,130	12,311
3215	Printing ink, writing or drawing ink and other inks, whether or not concentrated or solid.	7,379,575.82	56,940,217	2,611,847,755	60,004,090
321511	Printing ink, black	2,362,533.64	19,047,539	873,710,611	20,118,699
	AUSTRALIA	993.60	1,752	80,364	1,962
	BELGIUM	852.42	6,858	314,577	7,110
	DEMOCRATIC PEOPLE'S REP. OF KOREA	17,762.35	14,692	673,922	14,748
	DENMARK	970.19	24,761	1,135,787	26,373
	FRANCE	3,159.66	35,200	1,614,624	38,236
	GERMANY	85,088.62	537,742	24,666,225	571,039
	HONG KONG, CHINA	111,162.45	680,026	31,192,792	709,059
	INDIA	67,380.87	171,869	7,883,631	175,462
	INDONESIA	29,178.32	1,037,424	47,586,638	1,047,493
	ISRAEL	283.08	14,545	667,179	14,725
	ITALY	14,445.36	114,762	5,264,133	123,056
	JAPAN	500,668.61	6,600,510	302,765,394	7,078,983
	MALAYSIA	30,602.31	439,696	20,168,856	461,563
	PEOPLE'S REPUBLIC OF CHINA	489,789.89	1,283,319	58,865,842	1,357,157
	REPUBLIC OF KOREA	107,235.75	317,006	14,541,065	333,955
	SINGAPORE	407,435.71	5,295,515	242,905,272	5,491,257
	SOUTH AFRICA, REP. OF	19,472.47	17,900	821,073	19,345
	SPAIN	13,510.22	30,617	1,404,402	32,293
	SWEDEN	2,559.30	48,493	2,224,374	63,594
	SWITZERLAND	3,104.64	117,690	5,398,441	122,800
	TAIWAN (REP. OF CHINA)	69,855.13	318,297	14,600,283	335,646
	THAILAND	203,655.50	265,622	12,184,081	277,820
	UK OF GREAT BRITAIN AND N. IRELAND	35,000.02	617,670	28,332,523	653,167
	UNITED STATES OF AMERICA	148,331.74	1,055,304	48,406,794	1,161,578
	VIETNAM	35.43	269	12,339	278
321519	Printing ink, other than black	3,186,437.62	23,332,204	1,070,248,197	24,360,558
	AUSTRIA	83,434.87	34,592	1,586,735	37,470
	BELGIUM	3,563.64	28,101	1,288,993	30,158
	CANADA	702.31	11,351	520,670	12,732
	DEMOCRATIC PEOPLE'S REP. OF KOREA	159.92	997	45,732	1,065
	FRANCE	893.20	35,480	1,627,468	46,130
	GERMANY	146,194.22	2,215,961	101,646,131	2,308,669
	HONG KONG, CHINA	179,244.22	1,325,631	60,806,694	1,365,822
	INDIA	144,369.73	483,684	22,186,585	500,114
	INDONESIA	73,799.84	1,471,680	67,505,962	1,489,843
	IRELAND	6.56	284	13,027	361
	ISRAEL	365.01	19,076	875,016	21,646
	ITALY	718.88	8,776	402,555	10,121
	JAPAN	127,120.56	2,239,930	102,745,589	2,343,178
	LIECHTENSTEIN	4.25	928	42,567	979
	MALAYSIA	448,763.05	2,166,676	99,385,429	2,313,874
	NEW ZEALAND	81.64	247	11,330	577
	PEOPLE'S REPUBLIC OF CHINA	731,804.95	1,974,805	90,584,305	2,082,070
	REPUBLIC OF KOREA	349,090.89	1,208,278	55,423,712	1,285,649
	SINGAPORE	216,571.32	6,454,405	296,063,557	6,643,606
	SPAIN	23,626.27	118,301	5,426,467	124,946
	SWEDEN	1,771.69	26,721	1,225,692	39,255

TABLE 8 - Continued

PSCC CODE	COMMODITY AND COUNTRY OF ORIGIN	GROSS WEIGHT (GK)	FOB VALUE		CIF
			DOLLARS	PESOS	DOLLARS
	SWITZERLAND	46,531.39	1,231,448	56,486,520	1,268,631
	TAIWAN (REP. OF CHINA)	32,322.19	307,334	14,097,410	316,950
	THAILAND	390,483.09	583,735	26,775,925	611,287
	UK OF GREAT BRITAIN AND N. IRELAND	8,984.05	526,045	24,129,684	580,971
	UNITED STATES OF AMERICA	174,153.45	838,470	38,460,619	904,175
	VIETNAM	1,676.43	19,268	883,823	20,279
321590	Other writing or drawing ink and other inks, whether or not concentrated or solid	1,830,604.56	14,560,474	667,888,947	15,524,833
	AUSTRALIA	1,697.44	11,096	508,973	11,572
	AUSTRIA	40.74	896	41,100	921
	BELGIUM	1,686.11	9,827	450,764	10,354
	CANADA	9,585.91	9,187	421,408	10,732
	CENTRAL AFRICAN REPUBLIC	855.91	6,987	320,494	8,073
	CZECH REPUBLIC (CZECHOSLOVAKIA)	91.01	710	32,568	730
	DEMOCRATIC PEOPLE'S REP. OF KOREA	11,460.77	8,313	381,317	8,809
	FRANCE	103.46	8,921	409,207	10,258
	GERMANY	51,779.13	653,747	29,987,375	662,239
	HONG KONG, CHINA	319,162.79	803,908	36,875,260	860,839
	INDIA	21,068.33	13,384	613,924	14,077
	INDONESIA	12,659.34	155,949	7,153,380	174,184
	ISRAEL	3,242.91	37,924	1,739,574	38,739
	ITALY	695.00	17,045	781,855	19,094
	JAPAN	102,678.56	2,796,332	128,267,750	2,997,334
	MALAYSIA	18,151.07	407,003	18,669,228	420,069
	NETHERLANDS	3.30	38	1,743	44
	PEOPLE'S REPUBLIC OF CHINA	350,071.78	1,501,129	68,856,787	1,613,528
	POLAND	116.09	3,603	165,270	4,155
	PUERTO RICO	118.76	14,560	667,867	14,560
	REPUBLIC OF KOREA	184,817.54	611,899	28,067,807	656,154
	SINGAPORE	499,615.70	5,965,103	273,619,275	6,353,651
	SOUTH AFRICA, REP. OF	20,871.05	9,165	420,399	10,225
	SPAIN	17,349.40	131,790	6,045,207	136,850
	SWITZERLAND	28.84	4,554	208,892	5,167
	TAIWAN (REP. OF CHINA)	107,336.04	427,520	19,610,343	450,338
	THAILAND	62,506.97	286,979	13,163,727	299,496
	UK OF GREAT BRITAIN AND N. IRELAND	1,668.25	21,064	966,206	27,578
	UNITED STATES OF AMERICA	24,219.31	634,736	29,115,341	697,402
	VIETNAM	6,923.05	7,105	325,906	7,661
33	Essential oils and resinoids; perfumery, cosmetic or toilet preparations	155,933,915.34	590,966,377	27,107,627,732	618,849,624
3301	Essential oils (terpeneless or not), including concretes and absolutes; resinoids; extracted oleoresins; concentrates of essential oils in fats, in fixed oils, in waxes or the like, obtained by enfleurage or maceration; terpenic by-products of the deterpenation maceration; terpenic by-products of the deterpenation of essential oils; aqueous distillates and aqueous solutions of essential oils.	1,229,965.26	8,702,421	399,180,049	9,250,400
330111	Essential oil of bergamot	99,236.09	335,891	15,407,320	369,132
	BRAZIL	372.07	8,575	393,335	10,640
	CANADA	664.45	287	13,165	318
	FRANCE	19,841.06	17,830	817,862	18,710
	GERMANY	10,091.72	11,769	539,844	12,406
	INDIA	26,038.98	20,572	943,638	20,927
	ITALY	1.66	117	5,367	125
	MALAYSIA	549.11	16,945	777,267	20,089
	NEW ZEALAND	56.62	1,672	76,695	1,787
	PEOPLE'S REPUBLIC OF CHINA	13,407.12	42,063	1,929,430	42,109
	SINGAPORE	29.60	915	41,971	981
	SPAIN	448.29	5,459	250,404	5,525
	TAIWAN (REP. OF CHINA)	6,754.35	2,338	107,244	2,462
	THAILAND	71.63	1,343	61,603	1,556
	UK OF GREAT BRITAIN AND N. IRELAND	530.10	6,537	299,852	6,786
	UNITED STATES OF AMERICA	20,379.33	199,469	9,149,643	224,711
330112	Essential oil of orange	138,638.51	1,196,607	54,888,363	1,268,130
	AUSTRALIA	5,119.82	48,729	2,235,199	51,746
	BRAZIL	109,984.25	462,400	21,210,288	476,397

TABLE 8 - Continued

PSCC CODE	COMMODITY AND COUNTRY OF ORIGIN	GROSS WEIGHT (GK)	FOB VALUE		CIF
			DOLLARS	PESOS	DOLLARS
	CANADA	3,272.02	142,440	6,533,723	146,951
	FRANCE	972.03	10,030	460,076	10,332
	GERMANY	156.67	2,006	92,015	2,877
	NETHERLANDS	3,672.57	151,132	6,932,425	152,969
	NEW ZEALAND	920.38	16,981	778,918	17,614
	UK OF GREAT BRITAIN AND N. IRELAND	4,669.93	102,669	4,709,427	106,043
	UNITED STATES OF AMERICA	9,870.84	260,220	11,936,292	303,201
330113	Essential oil of lemon	31,321.44	732,011	33,577,344	782,247
	AUSTRALIA	1.75	48	2,202	58
	GERMANY	109.21	4,350	199,535	4,357
	SPAIN	312.02	8,735	400,674	9,095
	UK OF GREAT BRITAIN AND N. IRELAND	5,626.99	65,488	3,003,934	85,705
	UNITED STATES OF AMERICA	25,271.47	653,390	29,970,999	683,032
330114	Essential oil of lime	241.70	47,605	2,183,641	53,132
	UK OF GREAT BRITAIN AND N. IRELAND	12.18	2,436	111,739	2,848
	UNITED STATES OF AMERICA	229.52	45,169	2,071,902	50,284
330119	Other essential oils of citrus fruit	48,990.03	156,068	7,158,839	182,353
	AUSTRALIA	34.02	1,899	87,107	2,191
	BRAZIL	13,086.95	16,886	774,561	17,894
	FRANCE	1.58	118	5,413	140
	GERMANY	9,902.21	11,931	547,275	12,648
	INDIA	8.98	858	39,356	967
	ITALY	1.78	129	5,917	133
	MALAYSIA	2,274.33	72,158	3,309,887	75,589
	SINGAPORE	33.08	457	20,963	858
	SPAIN	506.90	7,365	337,833	11,088
	TAIWAN (REP. OF CHINA)	9,139.26	1,429	65,548	1,469
	UK OF GREAT BRITAIN AND N. IRELAND	154.79	1,979	90,777	3,660
	UNITED STATES OF AMERICA	13,846.15	40,859	1,874,202	55,716
330121	Geranium essential oil	53,066.66	427,350	19,602,544	464,759
	AUSTRALIA	5,134.48	31,467	1,443,391	32,538
	FRANCE	4,709.66	14,002	642,272	14,908
	GERMANY	3,157.80	41,129	1,886,587	41,213
	HONG KONG, CHINA	124.82	6,589	302,237	7,057
	INDIA	261.22	9,652	442,737	10,333
	JAPAN	388.61	26,634	1,221,702	28,873
	MALAYSIA	4,446.05	22,860	1,048,588	24,336
	NETHERLANDS	1.74	188	8,624	319
	PEOPLE'S REPUBLIC OF CHINA	16,594.51	18,924	868,044	20,183
	REPUBLIC OF KOREA	0.73	135	6,192	161
	SINGAPORE	2,026.94	25,195	1,155,695	26,845
	SPAIN	3,656.78	77,578	3,558,503	82,840
	SWITZERLAND	4.98	108	4,954	115
	UK OF GREAT BRITAIN AND N. IRELAND	1,260.78	71,961	3,300,851	77,620
	UNITED STATES OF AMERICA	3,730.24	76,498	3,508,963	92,413
	VIETNAM	7,567.32	4,430	203,204	5,005
330122	Jasmin essential oil	10,418.43	10,208	468,241	11,315
	PEOPLE'S REPUBLIC OF CHINA	10,418.43	10,208	468,241	11,315
330123	Lavender or of lavandin essential oil	265.90	3,371	154,628	3,386
	JAPAN	0.74	26	1,193	32
	UK OF GREAT BRITAIN AND N. IRELAND	265.16	3,345	153,435	3,354
330124	Peppermint (Mentha piperita) essential oil	23,442.30	478,650	21,955,675	496,825
	AUSTRALIA	3,042.98	237,930	10,913,849	245,077
	HONG KONG, CHINA	0.88	106	4,862	109
	PEOPLE'S REPUBLIC OF CHINA	17,826.44	182,903	8,389,761	190,128
	POLAND	0.85	88	4,037	96
	SINGAPORE	1,625.33	25,744	1,180,877	28,201
	UK OF GREAT BRITAIN AND N. IRELAND	23.33	958	43,943	1,023
	UNITED STATES OF AMERICA	922.49	30,921	1,418,346	32,191

TABLE 8 - Continued

PSCC CODE	COMMODITY AND COUNTRY OF ORIGIN	GROSS WEIGHT (GK)	FOB VALUE		CIF
			DOLLARS	PESOS	DOLLARS
330125	Essential oil of other mints	37,994.37	289,316	13,270,926	299,244
	AUSTRALIA	181.73	9,662	443,196	10,349
	PEOPLE'S REPUBLIC OF CHINA	37,703.74	277,401	12,724,384	286,615
	SINGAPORE	14.17	350	16,055	374
	UNITED STATES OF AMERICA	94.73	1,903	87,291	1,906
330126	Vetiver essential oil	10.82	231	10,596	239
	HONG KONG, CHINA	10.82	231	10,596	239
330129	Other essential oils other than of those of citrus fruit	152,427.62	1,558,398	71,483,717	1,663,790
	AUSTRALIA	3,691.29	42,574	1,952,870	44,071
	FRANCE	1,248.06	33,730	1,547,195	35,929
	GERMANY	194.13	2,067	94,813	3,104
	HONG KONG, CHINA	1,131.51	8,877	407,188	10,241
	INDIA	295.64	21,033	964,784	21,808
	ISRAEL	26,323.75	575,771	26,410,616	629,724
	ITALY	142.28	342	15,688	402
	JAPAN	624.40	8,720	399,986	10,020
	MACAU	6.77	546	25,045	622
	MALAYSIA	31,209.26	135,364	6,209,147	137,337
	NETHERLANDS	425.64	12,331	565,623	16,514
	PEOPLE'S REPUBLIC OF CHINA	26,742.35	103,044	4,726,628	110,311
	REPUBLIC OF KOREA	9,816.02	22,469	1,030,653	24,061
	SINGAPORE	24,422.78	296,502	13,600,547	306,143
	SPAIN	6,657.76	100,100	4,591,587	102,651
	SWEDEN	180.99	1,260	57,796	2,186
	THAILAND	705.76	3,348	153,573	4,491
	UK OF GREAT BRITAIN AND N. IRELAND	2,203.03	48,264	2,213,870	48,722
	UNITED STATES OF AMERICA	16,406.20	142,056	6,516,108	155,453
330130	Resinoids	118,503.58	497,237	22,808,259	528,992
	GERMANY	123.12	4,922	225,772	5,322
	INDIA	8,442.65	198,236	9,093,085	213,939
	INDONESIA	66,151.46	32,970	1,512,334	33,752
	NETHERLANDS	532.77	45,012	2,064,700	47,614
	PEOPLE'S REPUBLIC OF CHINA	34,392.11	22,689	1,040,744	23,404
	SINGAPORE	14.70	992	45,503	1,163
	SPAIN	6,158.17	86,266	3,957,021	87,852
	SRI LANKA (CEYLON)	1,339.67	73,659	3,378,738	81,971
	THAILAND	521.07	14,358	658,601	14,458
	UK OF GREAT BRITAIN AND N. IRELAND	625.21	11,925	547,000	13,076
	UNITED STATES OF AMERICA	202.65	6,208	284,761	6,441
330190	Other essential oils (terpeneless or not), including concretes and absolutes, n.e.s.	515,407.81	2,969,478	136,209,956	3,126,856
	AUSTRALIA	932.01	40,434	1,854,708	42,181
	BRAZIL	170.95	3,963	181,783	4,126
	BULGARIA	237.95	1,717	78,759	1,765
	CANADA	190.02	3,951	181,232	4,781
	FRANCE	376.15	16,951	777,542	19,514
	GERMANY	4,613.88	176,391	8,091,055	183,702
	HONG KONG, CHINA	424.84	4,290	196,782	4,665
	INDIA	193,935.90	1,563,208	71,704,350	1,613,992
	INDONESIA	18.89	940	43,118	1,104
	JAPAN	4,661.90	51,903	2,380,791	57,089
	MACAU	13.43	1,003	46,008	1,036
	MALAYSIA	483.05	14,738	676,032	15,746
	NETHERLANDS	664.83	11,147	511,313	16,003
	PEOPLE'S REPUBLIC OF CHINA	140,384.10	205,389	9,421,193	213,565
	SINGAPORE	14,439.36	62,330	2,859,076	64,408
	SPAIN	3,132.96	28,296	1,297,938	29,406
	SRI LANKA (CEYLON)	3,488.43	160,180	7,347,457	164,023
	SWITZERLAND	4,746.14	15,456	708,967	17,648
	THAILAND	257.66	4,625	212,149	5,273
	TURKEY	775.90	574	26,329	675
	UK OF GREAT BRITAIN AND N. IRELAND	81,925.89	92,472	4,241,691	97,638
	UNITED STATES OF AMERICA	59,533.57	509,520	23,371,683	568,516

TABLE 8 - Continued

PSCC CODE	COMMODITY AND COUNTRY OF ORIGIN	GROSS WEIGHT (GK)	FOB VALUE		CIF
			DOLLARS	PESOS	DOLLARS
3302	Mixtures of odoriferous substances and mixtures (including alcoholic solutions) with a basis of one or more of these substances, of a kind used as raw materials in industry; other preparations based on odoriferous substances, of a kind used for the manufacture of beverages.	50,203,777.02	268,289,320	12,306,431,113	279,742,762
330210	Mixtures of odoriferous substances and mixtures (including alcoholic solutions) with a basis of one or more of these substances, of a kind used in the food or drink industries	43,408,724.57	173,884,903	7,976,100,503	181,524,324
	AUSTRALIA	270,684.11	3,038,907	139,394,664	3,158,937
	BELGIUM	35,357.88	692,796	31,778,552	720,936
	BRAZIL	48,208.30	361,886	16,599,711	389,492
	CANADA	2,538.51	29,950	1,373,807	32,760
	DEMOCRATIC PEOPLE'S REP. OF KOREA	6,899.67	17,964	824,009	18,700
	DENMARK	3,429.52	15,350	704,105	16,061
	FRANCE	56,492.24	987,655	45,303,735	1,043,816
	GERMANY	58,583.08	1,051,716	48,242,213	1,136,328
	HONG KONG, CHINA	91,433.58	622,435	28,551,093	650,112
	HUNGARY	87.49	1,878	86,144	3,633
	INDIA	69,884.79	283,626	13,009,924	294,984
	INDONESIA	1,181,561.97	13,786,405	632,382,397	14,273,920
	ITALY	1,484.77	32,380	1,485,271	40,298
	JAPAN	491,588.02	2,851,795	130,811,837	2,928,111
	MALAYSIA	74,458.97	453,439	20,799,247	474,792
	MEXICO	1,281.40	29,818	1,367,752	41,506
	NETHERLANDS	149,866.04	2,442,887	112,055,227	2,676,456
	NEW ZEALAND	27,832.79	235,504	10,802,568	271,501
	NORWAY	41,519.50	327,200	15,008,664	333,261
	PEOPLE'S REPUBLIC OF CHINA	308,183.08	3,089,109	141,697,430	3,210,694
	REPUBLIC OF KOREA	112,585.80	1,250,451	57,358,188	1,273,229
	SINGAPORE	2,200,543.77	28,638,832	1,313,663,224	29,782,785
	SPAIN	15,425,454.30	35,916,146	1,647,473,617	38,289,018
	SRI LANKA (CEYLON)	10.42	119	5,459	124
	SWITZERLAND	183,485.66	3,825,347	175,468,667	4,003,364
	TAIWAN (REP. OF CHINA)	3,323.33	31,703	1,454,217	33,895
	THAILAND	86,103.62	637,534	29,243,685	657,795
	TURKEY	5,088.40	85,449	3,919,546	87,650
	UK OF GREAT BRITAIN AND N. IRELAND	50,941.54	1,032,090	47,341,968	1,107,719
	UNITED STATES OF AMERICA	19,954,952.48	21,434,075	983,181,020	22,994,485
	URUGUAY	2,464,492.54	50,673,891	2,324,411,380	51,571,388
	VIETNAM	367.00	6,566	301,182	6,574
330290	Mixtures of odoriferous substances and mixtures (including alcoholic solutions) with a basis of one or more of these substances, of a kind used in the other industries, n.e.s.	6,795,052.45	94,404,417	4,330,330,610	98,218,438
	AUSTRALIA	2,105.25	52,908	2,426,890	55,522
	BELGIUM	20,115.72	307,690	14,113,740	320,829
	BRAZIL	37,495.19	181,531	8,326,827	188,828
	CANADA	4,512.94	72,379	3,320,025	72,433
	CZECH REPUBLIC (CZECHOSLOVAKIA)	152.25	1,740	79,814	2,647
	FRANCE	65,322.59	853,481	39,149,173	920,238
	FRENCH SOUTHERN TERRITORY	2,505.87	39,336	1,804,342	43,048
	GERMANY	439,655.75	4,538,008	208,158,427	4,743,990
	GREECE	1,072.29	7,203	330,402	7,498
	HONG KONG, CHINA	93,315.13	147,022	6,743,899	162,775
	INDIA	772.62	26,580	1,219,225	26,768
	INDONESIA	324,742.24	5,904,224	270,826,755	6,096,095
	ITALY	378.38	2,158	98,987	3,759
	JAPAN	58,470.59	554,219	25,422,026	574,387
	MALAYSIA	1,740.66	47,408	2,174,605	48,893
	MEXICO	11.31	624	28,623	1,984
	NETHERLANDS	113,666.26	1,215,242	55,743,151	1,297,220
	NETHERLANDS ANTILLES	93,407.67	941,569	43,189,770	973,602
	NEW ZEALAND	1,733.59	19,016	872,264	19,687
	PEOPLE'S REPUBLIC OF CHINA	295,044.23	3,683,596	168,966,549	3,827,561
	POLAND	83.62	1,880	86,236	2,115
	REPUBLIC OF KOREA	24,798.52	65,735	3,015,264	69,251
	SERBIA	860.91	7,336	336,502	7,798
	SINGAPORE	4,082,335.28	60,070,162	2,755,418,331	61,992,244
	SPAIN	151,052.52	1,735,673	79,615,321	1,828,104
	SWITZERLAND	56,853.86	1,021,970	46,877,764	1,197,713
	TAIWAN (REP. OF CHINA)	5,042.56	3,261	149,582	3,670

TABLE 8 - Continued

PSCC CODE	COMMODITY AND COUNTRY OF ORIGIN	GROSS WEIGHT (GK)	FOB VALUE		CIF
			DOLLARS	PESOS	DOLLARS
	THAILAND	18,350.07	190,676	8,746,308	204,010
	UK OF GREAT BRITAIN AND N. IRELAND	202,186.83	1,345,032	61,696,618	1,445,058
	UNITED STATES OF AMERICA	675,130.84	10,695,209	490,589,237	11,400,585
	URUGUAY	22,136.91	671,549	30,803,953	680,126
3303	Perfumes and toilet waters.	1,848,431.81	11,283,757	517,585,934	11,971,285
330300	Perfumes and toilet waters	1,848,431.81	11,283,757	517,585,934	11,971,285
	BELGIUM	753.35	17,240	790,799	19,105
	CANADA	9,151.16	13,482	618,419	14,034
	FRANCE	37,245.93	726,907	33,343,224	768,778
	GERMANY	23,918.65	401,683	18,425,199	426,798
	HONG KONG, CHINA	22,707.88	597,371	27,401,408	640,128
	INDIA	7,985.37	8,650	396,776	9,454
	INDONESIA	746,613.02	2,522,631	115,713,084	2,587,845
	IRELAND	6,348.12	358,608	16,449,349	378,789
	ISRAEL	249.56	2,246	103,024	3,254
	ITALY	6,910.10	263,385	12,081,470	280,581
	JAPAN	1,782.42	7,139	327,466	7,548
	NETHERLANDS	7,218.92	74,151	3,401,306	78,546
	OMAN	283.92	338	15,504	390
	PEOPLE'S REPUBLIC OF CHINA	588,258.08	1,963,365	90,059,553	2,052,874
	REPUBLIC OF KOREA	16,248.25	267,272	12,259,767	283,430
	SINGAPORE	28,829.16	892,993	40,961,589	955,221
	SPAIN	18,768.73	252,715	11,592,037	275,977
	SWITZERLAND	25.12	36	1,651	39
	TAIWAN (REP. OF CHINA)	14.35	233	10,688	291
	THAILAND	3,723.66	1,476	67,704	1,536
	UK OF GREAT BRITAIN AND N. IRELAND	44,740.73	507,896	23,297,190	532,905
	UNITED ARAB EMIRATES, N.E.S.	81,932.02	58,653	2,690,413	66,700
	UNITED STATES OF AMERICA	185,460.26	2,339,067	107,293,003	2,580,666
	VIETNAM	9,263.05	6,220	285,311	6,396
3304	Beauty or make-up preparations and preparations for the care of the skin (other than medicaments), including sunscreen or sun tan preparations; manicure or pedicure preparations.	16,252,499.77	82,216,010	3,771,248,384	86,326,422
330410	Lip make-up preparations	438,607.99	7,840,292	359,634,196	8,197,896
	ARGENTINA	1,543.11	19,785	907,538	20,897
	AUSTRALIA	1,379.30	2,660	122,014	2,733
	CANADA	18.85	1,432	65,686	1,597
	FRANCE	5,284.35	83,779	3,842,943	89,124
	GERMANY	709.62	14,621	670,665	15,112
	HONG KONG, CHINA	5,772.19	242,646	11,130,172	262,679
	INDIA	1,293.23	6,761	310,127	6,884
	INDONESIA	18,273.67	268,234	12,303,894	276,687
	ITALY	202.49	2,387	109,492	3,191
	JAPAN	2,980.33	78,114	3,583,089	82,126
	MALAYSIA	2,363.98	48,734	2,235,429	51,142
	MEXICO	9.16	423	19,403	451
	PEOPLE'S REPUBLIC OF CHINA	259,318.09	3,738,642	171,491,509	3,922,048
	REPUBLIC OF KOREA	2,118.61	61,174	2,806,051	63,211
	SINGAPORE	61,091.94	2,163,787	99,252,910	2,233,344
	SPAIN	475.52	777	35,641	809
	SWITZERLAND	119.12	3,197	146,646	3,416
	TAIWAN (REP. OF CHINA)	7,853.41	183,553	8,419,576	192,739
	THAILAND	18,938.92	115,925	5,317,480	122,669
	TURKEY	1,351.02	6,503	298,293	6,857
	UK OF GREAT BRITAIN AND N. IRELAND	6,025.79	95,633	4,386,686	101,939
	UNITED STATES OF AMERICA	41,485.29	701,525	32,178,952	738,241
330420	Eye make-up preparations	288,695.89	3,960,044	181,647,218	4,199,809
	ARGENTINA	2,653.58	176,153	8,080,138	186,144
	AUSTRALIA	903.74	1,745	80,043	1,793
	CANADA	14.07	895	41,054	1,104
	CZECH REPUBLIC (CZECHOSLOVAKIA)	3,363.04	226,227	10,377,032	235,177
	FRANCE	2,835.54	44,129	2,024,197	46,579
	GERMANY	1,032.48	51,179	2,347,581	54,328
	HONG KONG, CHINA	15,219.62	337,964	15,502,409	346,335
	INDONESIA	2,124.19	34,270	1,571,965	36,612
	ITALY	27.37	323	14,816	432

TABLE 8 - Continued

PSCC CODE	COMMODITY AND COUNTRY OF ORIGIN	GROSS WEIGHT (GK)	FOB VALUE		CIF DOLLARS
			DOLLARS	PESOS	
	JAPAN	5,586.25	112,962	5,181,567	117,440
	MALAYSIA	42.95	3,805	174,535	3,885
	PEOPLE'S REPUBLIC OF CHINA	144,407.08	1,654,117	75,874,347	1,721,046
	POLAND	523.86	7,696	353,016	9,034
	REPUBLIC OF KOREA	964.79	49,874	2,287,720	52,253
	SINGAPORE	57,643.40	409,297	18,774,453	431,781
	TAIWAN (REP. OF CHINA)	2,161.80	10,849	497,644	12,223
	THAILAND	10,777.27	163,144	7,483,415	172,209
	TURKEY	752.46	3,426	157,151	3,963
	UK OF GREAT BRITAIN AND N. IRELAND	1,123.60	25,462	1,167,942	27,832
	UNITED STATES OF AMERICA	36,538.80	646,527	29,656,193	739,639
330430	Manicure or pedicure preparations	80,083.31	417,448	19,148,343	466,238
	FRANCE	6,408.30	51,319	2,354,003	58,768
	GERMANY	218.43	2,018	92,566	2,636
	HONG KONG, CHINA	2,601.11	49,248	2,259,006	50,605
	INDIA	18,883.15	76,600	3,513,642	106,727
	INDONESIA	157.62	2,361	108,299	2,502
	JAPAN	1,694.71	8,709	399,482	8,883
	LUXEMBOURG	33,912.30	131,469	6,030,483	134,326
	NETHERLANDS	114.09	4,757	218,204	5,082
	PEOPLE'S REPUBLIC OF CHINA	1,954.79	1,217	55,824	1,296
	REPUBLIC OF KOREA	680.25	6,093	279,486	6,351
	SINGAPORE	126.82	7,173	329,026	7,746
	SPAIN	164.69	2,339	107,290	2,435
	TAIWAN (REP. OF CHINA)	2,398.24	8,454	387,785	9,024
	THAILAND	90.88	950	43,577	977
	TURKEY	113.13	647	29,678	678
	UK OF GREAT BRITAIN AND N. IRELAND	437.43	3,541	162,426	3,696
	UNITED STATES OF AMERICA	10,127.37	60,553	2,777,566	64,506
330491	Powders, whether or not compressed	3,949,006.21	9,426,118	432,376,032	9,799,543
	AUSTRALIA	8,741.79	41,401	1,899,064	43,425
	CANADA	227.94	408	18,715	452
	FRANCE	1,716.29	15,559	713,691	16,766
	GERMANY	925.88	5,423	248,753	5,590
	HONG KONG, CHINA	1,703.79	20,367	934,234	20,522
	INDIA	494,029.40	177,706	8,151,374	188,790
	INDONESIA	551,335.95	1,141,966	52,381,980	1,197,075
	ITALY	716.97	2,673	122,611	3,242
	JAPAN	7,351.47	212,237	9,735,311	217,171
	MALAYSIA	44,098.79	292,849	13,432,800	306,479
	PEOPLE'S REPUBLIC OF CHINA	274,632.16	3,325,285	152,530,823	3,447,068
	REPUBLIC OF KOREA	2,194.41	36,524	1,675,356	37,876
	SINGAPORE	3,378.96	160,805	7,376,125	172,345
	SWITZERLAND	4,410.03	21,030	964,646	21,958
	TAIWAN (REP. OF CHINA)	13,203.91	133,211	6,110,389	139,022
	THAILAND	2,516,426.21	3,628,339	166,431,910	3,757,727
	TURKEY	1,802.89	8,249	378,382	8,845
	UK OF GREAT BRITAIN AND N. IRELAND	2,965.99	57,681	2,645,827	60,949
	UNITED STATES OF AMERICA	19,143.38	144,409	6,624,041	154,241
330499	Other beauty of make-up preparations and preparations for the care of the skin (other than medicaments)	11,496,106.37	60,572,108	2,778,442,595	63,662,936
	AUSTRALIA	107,434.02	442,381	20,292,017	460,105
	AUSTRIA	4.97	24	1,101	71
	BELGIUM	5,718.72	244,379	11,209,665	244,622
	BRAZIL	56.98	842	38,623	878
	CANADA	145,199.77	2,059,968	94,490,732	2,168,508
	CZECH REPUBLIC (CZECHOSLOVAKIA)	341.12	17,100	784,377	22,063
	DEMOCRATIC PEOPLE'S REP. OF KOREA	213.05	5,058	232,010	5,254
	FRANCE	103,029.16	1,962,129	90,002,858	2,086,128
	GERMANY	94,887.27	356,897	16,370,865	377,885
	GREECE	895.59	14,850	681,170	17,275
	GUAM	0.79	160	7,339	189
	HONG KONG, CHINA	89,973.45	802,802	36,824,528	841,413
	INDIA	688,315.49	978,423	44,880,263	1,009,726
	INDONESIA	1,714,830.69	4,433,591	203,368,819	4,634,331
	IRELAND	13.97	828	37,980	851
	ISRAEL	31,333.81	217,750	9,988,193	239,972
	ITALY	4,351.51	171,961	7,887,850	193,328

TABLE 8 - Continued

PSCC CODE	COMMODITY AND COUNTRY OF ORIGIN	GROSS WEIGHT (GK)	FOB VALUE		CIF
			DOLLARS	PESOS	DOLLARS
	JAPAN	85,225.38	1,191,701	54,663,326	1,242,536
	MALAYSIA	1,071,122.44	2,556,515	117,267,343	2,657,933
	NETHERLANDS	16,202.63	70,221	3,221,038	81,112
	PAKISTAN, ISLAMIC REP. OF	572.55	20,336	932,812	21,518
	PEOPLE'S REPUBLIC OF CHINA	906,596.20	6,456,357	296,153,095	6,788,752
	POLAND	14,532.43	21,198	972,352	32,379
	PORTUGAL	389.94	15,886	728,691	17,982
	REPUBLIC OF KOREA	400,551.49	2,483,360	113,911,723	2,602,257
	SINGAPORE	158,611.74	4,330,560	198,642,787	4,575,069
	SOUTH AFRICA, REP. OF	12,653.80	302,346	13,868,611	313,678
	SPAIN	46,784.01	311,213	14,275,340	353,255
	SWEDEN	415.23	415,575	19,062,425	422,667
	SWITZERLAND	5,010.86	127,528	5,849,710	140,771
	TAIWAN (REP. OF CHINA)	184,030.65	1,306,916	59,948,237	1,346,565
	THAILAND	4,143,605.39	19,992,568	917,059,094	20,560,658
	TURKEY	13,624.95	22,573	1,035,424	24,197
	UK OF GREAT BRITAIN AND N. IRELAND	191,461.17	3,167,817	145,307,766	3,388,479
	UNITED ARAB EMIRATES, N.E.S.	25,683.55	98,591	4,522,369	99,842
	UNITED STATES OF AMERICA	1,080,906.04	5,118,419	234,781,879	5,772,562
	VIETNAM	151,525.56	853,285	39,140,183	918,125
3305	Preparations for use on the hair.	43,909,243.70	121,065,114	5,553,256,784	125,057,942
330510	Shampoos	35,757,581.78	91,426,009	4,193,711,034	94,466,228
	AUSTRALIA	1,503.13	3,140	144,032	3,678
	CANADA	28,458.60	23,670	1,085,743	24,886
	FRANCE	12,664.52	71,429	3,276,448	75,305
	GERMANY	10,791.71	60,489	2,774,631	65,866
	GUAM	19.64	4,067	186,553	4,518
	HONG KONG, CHINA	98,328.25	101,422	4,652,227	108,358
	INDIA	11,020.44	78,951	3,621,482	83,485
	INDONESIA	389,719.15	1,085,572	49,795,188	1,121,443
	ITALY	3,389.86	12,907	592,044	14,421
	JAPAN	2,260.33	9,768	448,058	10,468
	MALAYSIA	711,173.98	1,550,838	71,136,939	1,601,027
	NETHERLANDS	588.86	8,869	406,821	9,461
	PEOPLE'S REPUBLIC OF CHINA	351,666.04	570,877	26,186,128	594,602
	REPUBLIC OF KOREA	73,625.65	125,800	5,770,446	130,577
	SINGAPORE	26,345.27	123,735	5,675,725	134,951
	SPAIN	5,069.13	12,974	595,118	14,587
	SWITZERLAND	154.11	86	3,945	91
	TAIWAN (REP. OF CHINA)	2,348.01	1,283	58,851	1,525
	THAILAND	25,333,257.81	59,645,643	2,735,945,645	61,589,912
	TURKEY	10,314.41	7,075	324,530	8,052
	UK OF GREAT BRITAIN AND N. IRELAND	11,525.25	26,469	1,214,133	28,648
	UNITED ARAB EMIRATES, N.E.S.	940.63	5,822	267,055	6,084
	UNITED STATES OF AMERICA	720,259.28	1,735,247	79,595,780	1,975,847
	VIETNAM	7,952,157.72	26,159,876	1,199,953,512	26,858,436
330520	Preparations for permanent waving or straightening	66,300.51	346,233	15,881,709	361,639
	AUSTRALIA	1,788.71	15,057	690,665	15,519
	GERMANY	283.14	1,118	51,283	1,314
	JAPAN	16.29	575	26,375	609
	PEOPLE'S REPUBLIC OF CHINA	38,077.12	109,124	5,005,518	114,476
	REPUBLIC OF KOREA	82.45	2,048	93,942	2,189
	SINGAPORE	1,543.41	14,587	669,106	15,236
	THAILAND	19,421.55	197,859	9,075,792	205,854
	UNITED STATES OF AMERICA	5,087.84	5,865	269,028	6,442
330530	Hair lacquers	94,994.18	332,250	15,240,308	347,604
	FRANCE	598.14	2,434	111,648	2,598
	GERMANY	351.07	8,314	381,363	8,655
	ITALY	314.68	2,509	115,088	2,612
	JAPAN	291.79	2,853	130,867	2,974
	MALAYSIA	1,137.08	8,455	387,831	8,694
	PEOPLE'S REPUBLIC OF CHINA	55,410.89	211,223	9,688,799	218,458
	SPAIN	206.94	918	42,109	1,311
	THAILAND	524.63	10,213	468,470	10,555
	UK OF GREAT BRITAIN AND N. IRELAND	2,291.05	19,099	876,071	20,617
	UNITED STATES OF AMERICA	33,867.91	66,232	3,038,062	71,130

TABLE 8 - Continued

PSCC CODE	COMMODITY AND COUNTRY OF ORIGIN	GROSS WEIGHT (GK)	FOB VALUE		CIF DOLLARS
			DOLLARS	PESOS	
330590	Other preparations for use on the hair	7,990,367.23	28,960,622	1,328,423,733	29,882,471
	AUSTRALIA	29,400.82	23,725	1,088,265	26,807
	BRAZIL	280.97	4,475	205,268	4,658
	CANADA	11,904.13	6,034	276,780	6,455
	FINLAND	539.03	10,388	476,498	10,972
	FRANCE	79,079.96	327,630	15,028,388	345,922
	GERMANY	40,543.57	344,429	15,798,958	374,002
	GUAM	6.45	540	24,770	613
	HONG KONG, CHINA	341,321.82	319,108	14,637,484	337,428
	INDIA	83,399.80	202,687	9,297,253	209,356
	INDONESIA	748,307.18	4,152,003	190,452,378	4,225,947
	ISRAEL	2,114.85	50,304	2,307,444	52,569
	ITALY	66,853.90	129,436	5,937,229	138,855
	JAPAN	11,969.07	111,280	5,104,414	117,395
	MALAYSIA	25,600.65	26,182	1,200,969	28,500
	NETHERLANDS	3,192.16	68,401	3,137,554	72,747
	PEOPLE'S REPUBLIC OF CHINA	1,062,466.39	2,850,264	130,741,610	2,984,384
	POLAND	13,992.36	13,755	630,942	14,704
	REPUBLIC OF KOREA	33,317.18	167,013	7,660,886	170,699
	SINGAPORE	35,192.10	239,496	10,985,681	248,705
	SLOVAK REPUBLIC (SLOVAKIA)	94.34	915	41,971	1,259
	SPAIN	35,159.65	132,148	6,061,629	149,202
	SWITZERLAND	25.10	338	15,504	388
	TAIWAN (REP. OF CHINA)	9,642.53	15,812	725,297	16,864
	THAILAND	4,711,927.95	17,627,799	808,587,140	18,074,288
	TURKEY	1,270.47	754	34,586	887
	UK OF GREAT BRITAIN AND N. IRELAND	34,135.26	41,431	1,900,440	44,535
	UNITED STATES OF AMERICA	464,309.90	1,650,284	75,698,527	1,771,481
	VIETNAM	144,319.64	443,991	20,365,868	452,849
3306	Preparations for oral or dental hygiene, including denture fixative pastes and powders; yarn used to clean between the teeth (dental floss), in individual retail packages.	30,866,690.75	63,069,697	2,893,007,002	65,904,738
330610	Dentifrices	26,857,484.20	56,000,616	2,568,748,255	58,356,951
	BRUNEI DARUSSALAM	38.13	183	8,394	195
	CANADA	54.61	174	7,981	203
	GERMANY	2,234.44	16,197	742,956	24,470
	HONG KONG, CHINA	5,557.88	8,846	405,766	9,090
	INDIA	376,143.72	2,737,809	125,583,299	2,920,830
	INDONESIA	5,801,454.50	11,032,051	506,040,179	11,456,258
	ITALY	2,284.80	7,111	326,182	7,352
	MALAYSIA	493,328.78	1,284,087	58,901,071	1,361,288
	NEW ZEALAND	260.97	341	15,642	389
	PEOPLE'S REPUBLIC OF CHINA	1,856,255.94	4,343,897	199,254,555	4,484,854
	PORTUGAL	69.87	2,696	123,666	3,566
	REPUBLIC OF KOREA	2,876.39	5,576	255,771	5,883
	SINGAPORE	7,084.18	24,524	1,124,916	26,068
	SWEDEN	23.77	3,324	152,472	3,587
	SWITZERLAND	50.73	1,523	69,860	1,663
	TAIWAN (REP. OF CHINA)	538.69	3,514	161,187	4,096
	THAILAND	15,482,122.33	30,969,379	1,420,565,414	32,250,843
	UK OF GREAT BRITAIN AND N. IRELAND	85,261.01	616,815	28,293,304	653,693
	UNITED STATES OF AMERICA	119,607.58	307,643	14,111,585	334,526
	VIETNAM	2,622,235.88	4,634,926	212,604,055	4,808,097
330620	Yarn used to clean between the teeth (dental floss)	66,099.91	529,063	24,268,120	639,618
	HONG KONG, CHINA	6,404.75	10,043	460,672	11,302
	IRELAND	4,485.84	165,562	7,594,329	262,821
	MALAYSIA	3,676.27	84,153	3,860,098	86,382
	PEOPLE'S REPUBLIC OF CHINA	29,883.40	196,517	9,014,235	202,452
	SINGAPORE	500.30	29,034	1,331,790	29,534
	TAIWAN (REP. OF CHINA)	8,954.44	27,186	1,247,022	27,278
	UK OF GREAT BRITAIN AND N. IRELAND	4,363.12	4,146	190,177	4,606
	UNITED STATES OF AMERICA	7,831.79	12,422	569,797	15,243
330690	Other preparations for oral or dental hygiene, including denture fixative pastes and powders	3,943,106.64	6,540,018	299,990,627	6,908,169
	AUSTRALIA	15,361.43	39,908	1,830,580	43,045
	CANADA	5,092.25	3,006	137,885	3,288

TABLE 8 - Continued

PSCC CODE	COMMODITY AND COUNTRY OF ORIGIN	GROSS WEIGHT (GK)	FOB VALUE		CIF DOLLARS
			DOLLARS	PESOS	
	COLOMBIA	6,079.99	32,856	1,507,105	68,670
	FRANCE	144.97	160	7,339	218
	GERMANY	539.19	14,422	661,537	19,413
	HONG KONG, CHINA	6,158.08	2,841	130,317	3,028
	INDIA	277.56	2,445	112,152	3,618
	IRELAND	1,416.71	57,218	2,624,590	59,457
	ITALY	61.63	3,313	151,967	3,540
	JAPAN	248.85	748	34,311	991
	MALAYSIA	71,328.44	36,352	1,667,466	38,713
	MEXICO	347.45	19,032	872,998	20,422
	PEOPLE'S REPUBLIC OF CHINA	18,742.45	73,484	3,370,711	76,773
	SINGAPORE	4,213.92	49,299	2,261,345	51,163
	SPAIN	242.04	18,226	836,027	20,476
	SWITZERLAND	41.27	5,164	236,873	5,708
	TAIWAN (REP. OF CHINA)	46.22	52	2,385	60
	THAILAND	3,507,238.74	5,010,873	229,848,745	5,162,559
	TURKEY	22,219.95	10,600	486,222	11,948
	UK OF GREAT BRITAIN AND N. IRELAND	111,514.72	892,209	40,925,627	988,337
	UNITED ARAB EMIRATES, N.E.S.	145.44	668	30,641	701
	UNITED STATES OF AMERICA	170,592.55	266,054	12,203,897	319,289
	VIETNAM	1,052.79	1,088	49,907	6,752
3307	Pre-shave, shaving or after-shave preparations, personal deodorants, bath preparations, depilatories and other perfumery, cosmetic or toilet preparations, not elsewhere specified or included; prepared room deodorisers, whether or not perfumed or having disinfectant properties.	11,623,307.03	36,340,058	1,666,918,466	40,596,075
330710	Pre-shave, shaving or after-shave preparations	96,320.60	1,004,891	46,094,351	1,414,958
	AUSTRALIA	3,369.99	38,202	1,752,326	58,032
	BELGIUM	117.50	2,841	130,317	3,638
	FRANCE	9,888.84	319,482	14,654,639	337,466
	HONG KONG, CHINA	6,310.95	38,031	1,744,482	39,349
	INDIA	595.02	145	6,651	156
	INDONESIA	424.60	8,442	387,235	8,763
	ITALY	7.12	349	16,009	413
	JAPAN	1,293.21	4,977	228,295	5,151
	PAKISTAN, ISLAMIC REP. OF	548.03	18,355	841,944	19,611
	PEOPLE'S REPUBLIC OF CHINA	21,355.08	92,771	4,255,406	98,764
	SINGAPORE	25,672.33	283,623	13,009,787	604,991
	THAILAND	22,735.60	173,112	7,940,647	212,844
	UK OF GREAT BRITAIN AND N. IRELAND	229.06	499	22,889	525
	UNITED STATES OF AMERICA	3,773.27	24,062	1,103,724	25,255
330720	Personal deodorants and antiperspirants	1,858,599.37	8,732,174	400,544,822	9,034,878
	AUSTRALIA	54,279.39	282,296	12,948,918	301,040
	CANADA	359.77	101	4,633	118
	FRANCE	181.46	954	43,760	1,069
	GERMANY	425.75	3,047	139,766	3,117
	GUAM	34.22	5,657	259,487	5,863
	HONG KONG, CHINA	281.65	4,279	196,278	4,477
	INDONESIA	38,425.64	254,613	11,679,098	261,470
	JAPAN	509.83	1,880	86,236	2,054
	PEOPLE'S REPUBLIC OF CHINA	642,114.17	1,666,412	76,438,318	1,722,377
	SINGAPORE	303,144.74	1,468,148	67,343,949	1,517,186
	SPAIN	36,057.33	82,248	3,772,716	84,889
	SUDAN	8,715.06	32,847	1,506,692	33,747
	TAIWAN (REP. OF CHINA)	566.48	1,202	55,136	1,375
	THAILAND	646,878.29	3,732,482	171,208,949	3,843,858
	TURKEY	560.91	1,136	52,108	1,284
	UK OF GREAT BRITAIN AND N. IRELAND	3,251.40	28,966	1,328,670	31,573
	UNITED ARAB EMIRATES, N.E.S.	191.06	2,012	92,290	5,441
	UNITED STATES OF AMERICA	122,622.22	1,163,894	53,387,818	1,213,940
330730	Perfumed bath salts and other bath preparations	4,636,507.79	9,252,635	424,418,367	9,546,407
	CANADA	1,470.63	369	16,926	432
	FINLAND	99.83	1,916	87,887	2,024
	FRANCE	807.65	6,758	309,989	6,801
	HONG KONG, CHINA	61,670.58	121,883	5,590,773	128,539
	INDIA	298.62	171	7,844	200
	INDONESIA	12,142.34	35,210	1,615,083	38,113

TABLE 8 - Continued

PSCC CODE	COMMODITY AND COUNTRY OF ORIGIN	GROSS WEIGHT (GK)	FOB VALUE		CIF DOLLARS
			DOLLARS	PESOS	
	JAPAN	8,167.78	38,608	1,770,949	42,745
	MALAYSIA	2,952,855.98	3,990,886	183,061,941	4,076,835
	NETHERLANDS	4.04	30	1,376	72
	PEOPLE'S REPUBLIC OF CHINA	371,196.60	851,022	39,036,379	887,667
	POLAND	299.67	4,495	206,186	4,595
	REPUBLIC OF KOREA	90.09	211	9,679	245
	SINGAPORE	3,475.63	43,105	1,977,226	45,214
	SPAIN	5,412.71	6,955	319,026	7,037
	TAIWAN (REP. OF CHINA)	679.32	410	18,807	442
	THAILAND	220,577.57	320,436	14,698,399	333,991
	UK OF GREAT BRITAIN AND N. IRELAND	21,529.52	174,466	8,002,755	187,487
	UNITED STATES OF AMERICA	148,638.75	288,527	13,234,733	300,421
	VIETNAM	827,090.48	3,367,177	154,452,409	3,483,547
330741	"Agarbatti" and other odoriferous preparations which operate by burning	200,460.54	121,943	5,593,525	131,938
	AUSTRALIA	18,220.81	14,605	669,931	16,798
	FRANCE	17.41	1,711	78,484	2,172
	HONG KONG, CHINA	15,467.93	7,261	333,062	7,931
	INDIA	4,633.31	15,430	707,774	15,705
	JAPAN	401.18	4,674	214,396	4,891
	PEOPLE'S REPUBLIC OF CHINA	160,674.62	75,518	3,464,011	81,378
	SINGAPORE	15.67	1,200	55,044	1,300
	TAIWAN (REP. OF CHINA)	944.08	1,161	53,255	1,369
	UNITED STATES OF AMERICA	85.53	383	17,568	394
330749	Other preparations for perfuming or deodorising rooms, including odoriferous preparations used during religious rites	2,248,715.15	10,386,712	476,438,483	13,157,842
	AUSTRALIA	218.18	1,749	80,227	1,799
	BULGARIA	296.89	112	5,137	115
	CANADA	2,857.49	1,605	73,622	1,803
	FRANCE	1,607.16	18,836	864,008	20,152
	GERMANY	323.85	2,328	106,786	2,713
	HONG KONG, CHINA	56,078.23	78,765	3,612,951	84,125
	INDONESIA	293,009.55	1,268,139	58,169,536	1,337,588
	ITALY	10.66	309	14,174	318
	JAPAN	48,851.51	114,669	5,259,867	121,148
	MALAYSIA	286,909.28	3,135,584	143,829,238	3,766,311
	MEXICO	74,874.96	307,249	14,093,512	336,521
	NETHERLANDS	2,382.33	13,191	605,071	13,525
	NEW ZEALAND	3,106.08	73,922	3,390,802	81,058
	PEOPLE'S REPUBLIC OF CHINA	442,821.96	1,905,299	87,396,065	2,866,064
	REPUBLIC OF KOREA	37,986.82	82,247	3,772,670	85,208
	SINGAPORE	6,102.52	129,045	5,919,294	169,948
	SLOVENIA	4.40	110	5,046	131
	SOUTH AFRICA, REP. OF	41.91	57	2,615	61
	SPAIN	937.76	4,956	227,332	5,425
	THAILAND	554,833.30	2,346,143	107,617,580	3,281,818
	TURKEY	47,669.87	37,164	1,704,713	40,922
	UK OF GREAT BRITAIN AND N. IRELAND	10,605.46	16,874	774,010	18,596
	UNITED STATES OF AMERICA	377,184.98	848,359	38,914,227	922,493
330790	Other perfumery, cosmetics or toilet preparations, n.e.s.	2,582,703.58	6,841,703	313,828,918	7,310,052
	AUSTRALIA	55,957.56	67,864	3,112,922	69,997
	BELGIUM	1,489.49	25,584	1,173,538	27,901
	CANADA	8.86	656	30,091	675
	FRANCE	7,575.00	247,443	11,350,211	254,820
	GERMANY	6,791.23	611,093	28,030,836	655,823
	HONG KONG, CHINA	63,609.64	164,422	7,542,037	170,505
	INDIA	2,076.26	7,234	331,824	7,554
	INDONESIA	31,463.87	27,981	1,283,488	29,896
	ITALY	2,473.32	15,820	725,663	17,860
	JAPAN	10,562.79	74,832	3,432,544	79,705
	MALAYSIA	225.38	254	11,651	264
	NEW ZEALAND	27.85	1,960	89,905	2,208
	PAKISTAN, ISLAMIC REP. OF	14,749.85	484,786	22,237,134	499,378
	PEOPLE'S REPUBLIC OF CHINA	1,157,107.86	1,931,843	88,613,638	2,064,258
	REPUBLIC OF KOREA	275,475.00	173,482	7,957,620	190,238
	SINGAPORE	381,633.87	1,203,961	55,225,691	1,264,279
	SPAIN	29,478.56	46,498	2,132,863	49,439
	SWITZERLAND	262.37	3,552	162,930	4,585

TABLE 8 - Continued

PSCC CODE	COMMODITY AND COUNTRY OF ORIGIN	GROSS WEIGHT (GK)	FOB VALUE		CIF
			DOLLARS	PESOS	DOLLARS
	TAIWAN (REP. OF CHINA)	7,954.47	25,523	1,170,740	26,400
	THAILAND	84,528.32	280,332	12,858,829	295,040
	UK OF GREAT BRITAIN AND N. IRELAND	49,415.29	25,409	1,165,511	27,769
	UNITED STATES OF AMERICA	399,453.04	1,419,959	65,133,520	1,570,190
	VIETNAM	383.70	1,215	55,732	1,268
34	Soap, organic surface-active agents, washing preparations, lubricating preparations, artificial waxes, prepared waxes, polishing or scouring preparations, candles and similar articles, modeling pastes, "dental waxes" and dental preparations with a basis of plaster	170,660,447.48	336,750,149	15,446,729,339	355,033,765
3401	Soap; organic surface-active products and preparations for use as soap, in the form of bars, cakes, moulded pieces or shapes, whether or not containing soap; organic surface-active products and preparations for washing the skin, in the form of liquid or cream and put up for the skin, in the form of liquid or cream and put up for retail sale, whether or not containing soap; paper, wadding, felt and nonwovens, impregnated, coated or covered with soap or detergent.	76,791,980.23	84,012,880	3,853,670,805	87,615,748
340111	Soap and organic surface-active products and preparations, in the form of bars, cakes, moulded pieces or shapes, and paper, wadding, felt and nonwovens, impregnated, coated or covered with soap or detergent, for toilet use (including medicated products)	21,016,315.59	33,335,876	1,529,116,630	34,851,680
	AUSTRALIA	535.98	1,456	66,787	1,756
	BELGIUM	9,703.05	17,509	803,138	17,989
	CAMBODIA (DEMOCRATIC KAMPUCHEA)	10.48	131	6,009	174
	CANADA	15,057.50	18,148	832,449	25,377
	FRANCE	9,005.66	48,106	2,206,622	50,280
	GERMANY	260,025.62	508,763	23,336,958	557,276
	GUAM	3.28	842	38,623	938
	HONG KONG, CHINA	106,230.16	213,588	9,797,281	223,815
	INDIA	205,278.49	424,080	19,452,549	453,182
	INDONESIA	4,375,057.08	8,302,641	380,842,142	8,582,421
	IRELAND	7.68	383	17,568	401
	ISRAEL	164,212.96	273,347	12,538,427	283,354
	ITALY	7,648.84	24,360	1,117,393	25,137
	JAPAN	20,521.18	104,177	4,778,599	113,469
	MALAYSIA	2,820,607.17	3,904,108	179,081,434	4,010,527
	NETHERLANDS	409.29	708	32,476	778
	PEOPLE'S REPUBLIC OF CHINA	2,961,190.34	3,765,023	172,701,604	3,961,767
	POLAND	281.29	4,216	193,388	4,310
	REPUBLIC OF KOREA	182,642.32	162,227	7,441,352	171,228
	SAUDI ARABIA	19,736.21	57,810	2,651,745	60,177
	SINGAPORE	149,408.62	335,549	15,391,633	352,656
	SPAIN	1,959.19	430	19,724	891
	SWITZERLAND	46,898.62	84,722	3,886,199	167,187
	TAIWAN (REP. OF CHINA)	1,649,401.89	1,484,415	68,090,116	1,548,383
	THAILAND	6,396,501.36	9,918,127	454,944,486	10,295,556
	TURKEY	40,632.76	36,546	1,676,365	40,288
	UK OF GREAT BRITAIN AND N. IRELAND	7,747.71	131,972	6,053,555	140,079
	UNITED STATES OF AMERICA	1,494,215.71	3,458,896	158,659,560	3,702,009
	VIETNAM	66,491.41	42,512	1,950,025	46,761
	VIRGIN ISLANDS (U.S.)	4,893.74	11,084	508,423	13,514
340119	Other soap and organic surface-active and preparations, other than for toilet use	3,464,999.44	2,820,763	129,388,400	2,959,397
	DENMARK	58.45	501	22,981	531
	FRANCE	230.63	3,810	174,765	4,422
	GERMANY	1,288.58	6,966	319,530	7,234
	HONG KONG, CHINA	2,434.62	2,671	122,519	2,943
	INDIA	5,746.68	10,978	503,561	11,234
	INDONESIA	2,377,286.51	1,079,393	49,511,757	1,128,701
	ISRAEL	46,025.74	115,151	5,281,977	118,270
	JAPAN	3,467.64	28,991	1,329,817	32,687
	MALAYSIA	309,816.99	135,896	6,233,549	145,626
	NETHERLANDS	33.49	108	4,954	633
	PEOPLE'S REPUBLIC OF CHINA	430,383.76	448,071	20,553,016	476,895
	REPUBLIC OF KOREA	13,675.28	25,140	1,153,172	25,878

TABLE 8 - Continued

PSCC CODE	COMMODITY AND COUNTRY OF ORIGIN	GROSS WEIGHT (GK)	FOB VALUE		CIF DOLLARS
			DOLLARS	PESOS	
	SINGAPORE	457.41	4,163	190,957	4,392
	THAILAND	9,744.49	8,396	385,125	9,524
	UK OF GREAT BRITAIN AND N. IRELAND	15,383.48	30,042	1,378,027	33,944
	UNITED STATES OF AMERICA	248,965.69	920,486	42,222,693	956,483
340120	Soap in other forms, n.e.s.	46,912,434.80	33,425,586	1,533,231,629	34,862,229
	AUSTRALIA	994.15	4,613	211,598	4,892
	BRUNEI DARUSSALAM	1,210.30	11,999	550,394	12,781
	CANADA	35,627.10	18,197	834,696	20,654
	FRANCE	4.24	135	6,192	145
	GERMANY	22.68	431	19,770	453
	GUAM	11.37	1,537	70,502	1,709
	HONG KONG, CHINA	3,202.69	35,938	1,648,476	37,502
	INDIA	2,125.55	4,895	224,533	5,232
	INDONESIA	10,133,667.02	7,816,059	358,522,627	8,191,512
	JAPAN	2,635.32	26,347	1,208,537	27,411
	MALAYSIA	36,154,575.13	24,531,166	1,125,244,585	25,518,186
	PEOPLE'S REPUBLIC OF CHINA	55,690.86	89,032	4,083,898	92,259
	REPUBLIC OF KOREA	13,987.48	124,328	5,702,926	129,418
	SINGAPORE	186,661.84	156,420	7,174,986	159,654
	TAIWAN (REP. OF CHINA)	5,151.63	14,499	665,069	16,228
	THAILAND	150,433.90	347,207	15,926,385	365,285
	TURKEY	23,884.26	15,022	689,059	17,669
	UK OF GREAT BRITAIN AND N. IRELAND	29,279.05	56,664	2,599,177	63,715
	UNITED STATES OF AMERICA	113,270.23	171,097	7,848,219	197,524
340130	Organic surface-active products and preparations for washing the skin, in the form of liquid or cream and put up for retail sale, whether or not containing soap	5,398,230.40	14,430,655	661,934,146	14,942,442
	AUSTRALIA	1,574.49	2,166	99,354	2,408
	BRAZIL	668.12	7,496	343,842	7,875
	CANADA	99,567.03	661,305	30,334,060	704,999
	FRANCE	4,133.52	21,483	985,425	22,753
	GERMANY	27,569.60	153,456	7,039,027	165,881
	GUAM	27.06	1,979	90,777	2,182
	HONG KONG, CHINA	13,039.02	21,748	997,581	23,454
	INDIA	45,948.11	170,976	7,842,669	177,626
	INDONESIA	956,405.39	1,889,955	86,692,236	1,958,715
	IRELAND	2.87	170	7,798	175
	ITALY	2,036.22	10,280	471,544	11,261
	JAPAN	742.49	16,509	757,268	17,945
	MALAYSIA	386,814.06	1,112,908	51,049,090	1,137,467
	MOROCCO	421.38	5,311	243,616	6,487
	NETHERLANDS	1,193.88	5,098	233,845	5,373
	PEOPLE'S REPUBLIC OF CHINA	1,931,005.34	4,672,612	214,332,712	4,771,198
	REPUBLIC OF KOREA	5,166.10	30,929	1,418,713	32,476
	SINGAPORE	27,291.43	300,851	13,800,035	312,643
	SWITZERLAND	712.69	5,831	267,468	6,131
	TAIWAN (REP. OF CHINA)	1,236.38	824	37,797	932
	THAILAND	1,026,165.20	2,304,811	105,721,681	2,407,511
	TURKEY	121,782.68	62,256	2,855,683	69,689
	UK OF GREAT BRITAIN AND N. IRELAND	27,330.71	353,694	16,223,944	368,268
	UNITED STATES OF AMERICA	628,148.07	2,203,680	101,082,802	2,284,076
	VIETNAM	89,248.56	414,327	19,005,179	444,917
3402	Organic surface-active agents (other than soap); surface-active preparations, washing preparations (including auxiliary washing preparations) and cleaning preparations, whether or not containing soap, other than those of heading 34.01.	81,265,510.19	218,855,343	10,038,894,586	230,918,424
340211	Anionic surface-active agents	12,121,578.61	13,353,840	612,540,641	14,027,961
	AUSTRALIA	60,066.93	201,610	9,247,850	216,780
	BELGIUM	1,522.32	4,432	203,296	4,759
	CANADA	116.84	459	21,054	525
	DEMOCRATIC PEOPLE'S REP. OF KOREA	95,719.74	39,734	1,822,599	41,703
	FRANCE	403.52	9,554	438,242	12,287
	GERMANY	4,804.38	21,083	967,077	22,157
	HONG KONG, CHINA	40.93	242	11,101	249
	INDIA	143,988.70	224,202	10,284,145	252,519
	INDONESIA	558,730.60	709,487	32,544,168	745,494
	ITALY	22,015.79	48,680	2,232,952	51,897

TABLE 8 - Continued

PSCC CODE	COMMODITY AND COUNTRY OF ORIGIN	GROSS WEIGHT (GK)	FOB VALUE		CIF DOLLARS
			DOLLARS	PESOS	
	JAPAN	35,146.09	442,154	20,281,605	478,977
	MALAYSIA	3,602,202.61	3,402,682	156,081,024	3,565,072
	PAKISTAN, ISLAMIC REP. OF	6,005.61	74,482	3,416,489	77,246
	PEOPLE'S REPUBLIC OF CHINA	6,008,935.62	2,951,794	135,398,790	3,107,944
	REPUBLIC OF KOREA	963,463.80	2,485,305	114,000,940	2,643,548
	SINGAPORE	11,461.50	51,012	2,339,921	54,009
	SWITZERLAND	1,578.87	31,937	1,464,950	36,062
	TAIWAN (REP. OF CHINA)	137,123.28	161,376	7,402,318	171,590
	THAILAND	67,371.02	150,019	6,881,371	160,213
	UK OF GREAT BRITAIN AND N. IRELAND	2,034.00	4,808	220,543	4,818
	UNITED STATES OF AMERICA	398,846.46	2,338,788	107,280,206	2,380,112
340212	Cationic surface-active agents	1,173,471.36	3,250,687	149,109,012	3,372,056
	AUSTRALIA	1,505.36	5,582	256,046	6,118
	GERMANY	4,595.65	21,286	976,389	21,589
	INDIA	8,181.69	78,565	3,603,777	82,092
	INDONESIA	1,603.19	1,639	75,181	2,447
	JAPAN	112.83	554	25,412	564
	PEOPLE'S REPUBLIC OF CHINA	424,447.84	1,361,804	62,465,949	1,397,807
	REPUBLIC OF KOREA	474,583.78	1,024,515	46,994,503	1,072,425
	SINGAPORE	43,286.06	123,438	5,662,101	128,959
	SWEDEN	373.32	2,729	125,179	2,904
	SWITZERLAND	18,027.40	50,481	2,315,564	57,710
	TAIWAN (REP. OF CHINA)	439.82	5,244	240,542	5,250
	UNITED STATES OF AMERICA	187,228.66	547,037	25,092,587	564,568
	VIETNAM	9,085.76	27,813	1,275,782	29,623
340213	Non-ionic surface-active agents	3,662,933.60	8,357,651	383,365,454	8,797,066
	AUSTRALIA	27,104.95	73,502	3,371,537	79,228
	BELGIUM	186.18	432	19,816	460
	CANADA	20,392.38	141,893	6,508,632	145,469
	FRANCE	59,564.88	91,625	4,202,839	99,170
	GERMANY	298,874.71	996,829	45,724,546	1,047,625
	HONG KONG, CHINA	1,919.32	10,907	500,304	12,314
	INDIA	97,306.76	230,123	10,555,743	242,371
	INDONESIA	22,075.78	30,702	1,408,301	39,362
	ITALY	10,304.00	33,836	1,552,057	35,365
	JAPAN	86,969.26	321,018	14,725,096	339,690
	MALAYSIA	715,386.45	1,025,204	47,026,108	1,065,311
	MEXICO	6,689.42	21,885	1,003,865	22,769
	NETHERLANDS	16,437.15	39,415	1,807,966	42,979
	PEOPLE'S REPUBLIC OF CHINA	245,724.17	763,876	35,038,992	816,268
	POLAND	0.78	349	16,009	363
	REPUBLIC OF KOREA	577,545.00	261,274	11,984,638	271,921
	SINGAPORE	328,252.01	1,123,820	51,549,624	1,169,203
	SPAIN	969.55	7,120	326,594	7,624
	SWITZERLAND	18,778.78	727,465	33,368,819	767,774
	TAIWAN (REP. OF CHINA)	660,873.03	982,589	45,071,358	1,017,882
	THAILAND	24,204.83	55,214	2,532,666	62,444
	UK OF GREAT BRITAIN AND N. IRELAND	18,144.18	77,942	3,575,200	81,554
	UNITED STATES OF AMERICA	425,230.03	1,340,631	61,494,744	1,429,920
340219	Other anionic surface-active agents	22,010,482.61	16,109,555	738,945,287	17,055,235
	AUSTRALIA	70,137.88	213,280	9,783,154	230,289
	BELGIUM	18,387.95	26,290	1,205,922	29,574
	CANADA	73,714.76	418,557	19,199,210	428,040
	FRANCE	27,912.30	95,413	4,376,594	103,139
	GERMANY	56,619.21	429,279	19,691,028	470,258
	HONG KONG, CHINA	89.22	487	22,339	552
	INDIA	107,092.48	80,932	3,712,351	88,397
	INDONESIA	230,167.71	234,167	10,741,240	245,551
	ISRAEL	15,822.03	17,900	821,073	18,405
	ITALY	2,408.86	16,498	756,763	17,401
	JAPAN	8,732.49	55,847	2,561,702	58,917
	MALAYSIA	42,552.35	62,599	2,871,416	66,307
	NETHERLANDS	15,636.57	43,320	1,987,088	44,764
	PEOPLE'S REPUBLIC OF CHINA	16,171,976.62	9,310,663	427,080,112	9,743,537
	POLAND	0.89	177	8,119	182
	REPUBLIC OF KOREA	2,258,214.06	1,869,097	85,735,479	2,073,212
	SINGAPORE	1,096,260.50	938,228	43,036,518	985,047
	SPAIN	139.69	1,276	58,530	1,297

TABLE 8 - Continued

PSCC CODE	COMMODITY AND COUNTRY OF ORIGIN	GROSS WEIGHT (GK)	FOB VALUE		CIF DOLLARS
			DOLLARS	PESOS	
	TAIWAN (REP. OF CHINA)	305,204.31	237,115	10,876,465	248,173
	THAILAND	1,164,442.74	1,322,631	60,669,084	1,413,100
	UK OF GREAT BRITAIN AND N. IRELAND	1,877.54	1,130	51,833	1,367
	UNITED ARAB EMIRATES, N.E.S.	14,223.10	34,014	1,560,222	34,656
	UNITED STATES OF AMERICA	328,825.13	700,509	32,132,348	752,914
	VIETNAM	44.22	146	6,697	156
340220	Other surface-active agents and preparations, put up for retail sale				
		34,915,134.61	38,532,140	1,767,469,262	43,947,540
	AUSTRALIA	1,818.41	9,780	448,609	11,038
	AUSTRIA	228.77	1,105	50,686	1,111
	BELGIUM	2,854.01	42,667	1,957,135	45,425
	CANADA	5,864.09	3,152	144,582	3,437
	CZECH REPUBLIC (CZECHOSLOVAKIA)	7.50	42	1,927	155
	DENMARK	753.04	2,529	116,005	2,702
	FINLAND	489.77	41,939	1,923,742	45,940
	FRANCE	2,911.80	26,291	1,205,968	30,793
	GERMANY	25,818.93	147,011	6,743,395	165,268
	GREECE	33.95	73	3,349	78
	HONG KONG, CHINA	244,404.48	274,569	12,594,480	300,869
	INDIA	73,801.43	140,315	6,436,248	145,074
	INDONESIA	7,796,150.38	5,976,491	274,141,642	6,225,389
	IRELAND	56.03	11,999	550,394	12,810
	ISRAEL	847.84	5,132	235,405	5,326
	ITALY	8,992.74	24,275	1,113,495	25,505
	JAPAN	55,209.18	318,519	14,610,466	341,301
	MALAYSIA	4,522,106.58	5,710,596	261,945,039	6,031,142
	MEXICO	32,837.57	298,233	13,679,947	329,396
	NETHERLANDS	59,863.84	65,507	3,004,806	79,076
	NEW ZEALAND	3,024.24	22,979	1,054,047	25,174
	NORWAY	22,201.29	71,469	3,278,283	79,723
	OMAN	8,664.03	9,103	417,555	9,360
	PEOPLE'S REPUBLIC OF CHINA	2,074,983.23	3,103,494	142,357,271	5,462,954
	REPUBLIC OF KOREA	176,548.86	759,018	34,816,156	838,857
	SINGAPORE	108,461.73	441,278	20,241,422	467,567
	SPAIN	329.42	1,299	59,585	2,448
	SWEDEN	220.51	1,637	75,089	1,653
	SWITZERLAND	4,556.95	12,955	594,246	14,237
	TAIWAN (REP. OF CHINA)	178,733.97	301,712	13,839,530	323,817
	THAILAND	96,904.03	216,026	9,909,112	226,683
	TURKEY	19,443.57	8,921	409,206	10,498
	UK OF GREAT BRITAIN AND N. IRELAND	3,404,962.28	3,181,961	145,956,551	3,409,028
	UNITED STATES OF AMERICA	4,065,552.80	5,621,521	257,859,167	6,123,043
	VIETNAM	11,915,497.36	11,678,542	535,694,722	13,150,663
340290	Other surface-active agents, n.e.s.				
		7,381,909.40	139,251,470	6,387,464,930	143,718,566
	AUSTRALIA	55,414.74	303,891	13,939,479	317,742
	AUSTRIA	87.51	1,328	60,915	2,982
	BELGIUM	34,242.27	66,134	3,033,567	68,021
	BRAZIL	7,784.97	16,969	778,368	28,527
	CANADA	3,840.83	8,476	388,794	8,765
	CZECH REPUBLIC (CZECHOSLOVAKIA)	62.60	792	36,329	2,521
	DENMARK	2,085.44	9,685	444,251	10,399
	FRANCE	71,602.35	169,449	7,772,626	189,493
	GERMANY	232,020.35	124,774,701	5,723,415,534	128,380,425
	GUATEMALA	11,359.56	38,724	1,776,270	39,722
	HONG KONG, CHINA	116,789.24	239,776	10,998,525	255,203
	INDIA	49,660.65	94,706	4,344,164	99,066
	INDONESIA	150,379.05	240,573	11,035,084	247,064
	IRELAND	1,579.48	5,578	255,863	9,766
	ITALY	5,939.18	23,029	1,056,341	24,942
	JAPAN	165,738.27	1,399,531	64,196,487	1,522,622
	MALAYSIA	323,647.43	602,718	27,646,676	633,338
	NETHERLANDS	27,301.98	162,754	7,465,525	174,276
	NETHERLANDS ANTILLES	3,362.39	7,267	333,337	7,764
	NEW ZEALAND	246.91	3,357	153,986	3,389
	NORWAY	389.26	4,479	205,452	5,770
	PEOPLE'S REPUBLIC OF CHINA	2,342,093.41	2,956,861	135,631,215	3,062,665
	POLAND	0.89	522	23,944	537
	REPUBLIC OF KOREA	197,627.25	773,295	35,471,042	849,997
	SINGAPORE	553,447.98	1,940,445	89,008,213	2,045,734
	SPAIN	5,476.93	17,997	825,523	18,511

TABLE 8 - Continued

PSCC CODE	COMMODITY AND COUNTRY OF ORIGIN	GROSS WEIGHT (GK)	FOB VALUE		CIF
			DOLLARS	PESOS	DOLLARS
	SWEDEN	30,494.22	95,342	4,373,337	100,223
	SWITZERLAND	2,442.35	27,280	1,251,333	33,025
	TAIWAN (REP. OF CHINA)	215,803.36	303,416	13,917,693	318,534
	THAILAND	1,024,106.01	1,566,141	71,838,886	1,666,020
	TURKEY	10,764.82	16,580	760,524	17,019
	UK OF GREAT BRITAIN AND N. IRELAND	64,674.19	191,531	8,785,527	217,109
	UNITED ARAB EMIRATES, N.E.S.	3,280.98	7,703	353,337	8,018
	UNITED STATES OF AMERICA	1,319,875.36	2,867,196	131,518,281	3,009,328
	VIETNAM	348,287.19	313,244	14,368,502	340,049
3403	Lubricating preparations (including cutting-oil preparations, bolt or nut release preparations, anti-rust or anti-corrosion preparations and mould release preparations, based on lubricants) and preparations of a kind used for the oil or grease treatment of textile materials, leather, furskins or other materials, but excluding preparations containing, as basic constituents, 70% or more by weight of petroleum oils or of oils obtained from bituminous minerals.	5,563,798.59	18,420,361	844,941,957	19,994,485
340311	Lubricating preparations, containing petroleum oils or oils obtained from bituminous minerals, preparations for the treatment of textile materials, leather, furskins or other materials	883,764.38	2,165,822	99,346,254	2,476,039
	ARGENTINA	35,312.86	68,802	3,155,948	72,936
	AUSTRALIA	25,823.57	68,804	3,156,040	73,535
	BELGIUM	549.56	2,943	134,996	3,064
	CANADA	246.18	1,668	76,511	1,745
	FRANCE	39.75	1,100	50,457	1,179
	GERMANY	56,966.49	69,302	3,178,883	76,735
	HONG KONG, CHINA	6,352.78	7,813	358,382	8,894
	INDIA	39.97	159	7,293	294
	INDONESIA	75,999.34	155,925	7,152,279	163,463
	ITALY	3,002.85	4,407	202,149	4,663
	JAPAN	156,038.40	629,091	28,856,405	698,228
	MALAYSIA	15,038.15	50,279	2,306,298	52,866
	NETHERLANDS	1,164.57	4,195	192,425	6,411
	PEOPLE'S REPUBLIC OF CHINA	21,622.64	56,114	2,573,948	59,194
	REPUBLIC OF KOREA	3,004.37	7,472	342,741	8,021
	SINGAPORE	137,394.22	457,210	20,972,223	488,348
	SPAIN	48,622.22	23,343	1,070,743	24,162
	SWITZERLAND	3.93	1,351	61,970	1,361
	TAIWAN (REP. OF CHINA)	67,592.15	111,512	5,115,054	120,828
	THAILAND	188,081.11	266,464	12,222,703	414,754
	UK OF GREAT BRITAIN AND N. IRELAND	13,956.34	108,825	4,991,803	113,936
	UNITED STATES OF AMERICA	24,131.15	64,022	2,936,689	76,009
	VIETNAM	2,781.78	5,021	230,314	5,413
340319	Other lubricating preparations containing petroleum oils or oils obtained from bituminous minerals	1,227,750.61	3,746,062	171,831,864	4,068,828
	AUSTRALIA	4,999.26	23,176	1,063,083	24,424
	AUSTRIA	42.64	677	31,054	1,014
	BELGIUM	49,060.39	139,315	6,390,379	141,009
	BRAZIL	2.26	27	1,238	30
	CANADA	0.35	408	18,715	425
	DENMARK	69.59	1,836	84,217	1,907
	FRANCE	3,426.24	19,827	909,464	20,662
	GERMANY	126,399.28	355,499	16,306,741	384,294
	HONG KONG, CHINA	27,603.41	38,813	1,780,353	41,608
	INDONESIA	28,078.14	24,535	1,125,420	26,263
	IRELAND	6.23	95	4,358	99
	ITALY	7,974.26	20,259	929,281	21,604
	JAPAN	123,499.99	959,927	44,031,851	1,045,843
	MALAYSIA	130,047.86	115,000	5,275,050	122,545
	NETHERLANDS	3,174.93	3,475	159,398	3,778
	PEOPLE'S REPUBLIC OF CHINA	125,060.45	464,824	21,321,477	485,982
	REPUBLIC OF KOREA	33,625.91	102,290	4,692,042	108,798
	SINGAPORE	116,069.92	406,861	18,662,714	444,470
	SPAIN	15,731.40	14,871	682,133	15,788
	SWEDEN	3.54	138	6,330	159
	SWITZERLAND	256.72	14,069	645,345	14,625
	TAIWAN (REP. OF CHINA)	89,191.00	127,506	5,848,700	133,251
	THAILAND	100,232.74	199,565	9,154,046	245,316
	UK OF GREAT BRITAIN AND N. IRELAND	22,981.16	74,697	3,426,351	78,531

TABLE 8 - Continued

PSCC CODE	COMMODITY AND COUNTRY OF ORIGIN	GROSS WEIGHT (GK)	FOB VALUE		CIF
			DOLLARS	PESOS	DOLLARS
	UNITED ARAB EMIRATES, N.E.S.	19,428.14	11,022	505,579	11,797
	UNITED STATES OF AMERICA	200,784.80	627,350	28,776,545	694,606
340391	Other lubricating preparations (including cutting-oil preparations, bolt or nut release preparations, anti-rust of anti-corrosion preparations and mould release preparations, based on lubricants) and preparations for the treatment of textile materials, leather, fuskins or other materials, but excluding preparations containing, as basic constituents, 70% or more by weight of petroleum oils or of oils obtained from bituminous minerals	316,743.76	704,935	32,335,369	745,137
	AUSTRALIA	42.92	5,729	262,789	5,963
	BELGIUM	8,394.20	38,205	1,752,463	43,929
	CANADA	108.38	7,698	353,107	7,947
	FRANCE	137.87	6,508	298,522	6,721
	GERMANY	39,231.44	149,113	6,839,813	156,014
	HONG KONG, CHINA	1,229.84	5,736	263,111	6,433
	INDIA	18,561.13	8,266	379,161	8,295
	INDONESIA	68,158.55	159,518	7,317,091	164,665
	IRELAND	1.55	427	19,586	445
	ITALY	73.86	1,152	52,842	1,229
	JAPAN	16,433.40	76,902	3,527,495	82,870
	LUXEMBOURG	17.88	1,264	57,980	1,476
	MALAYSIA	1,324.43	4,010	183,939	4,170
	NETHERLANDS	18,379.31	37,415	1,716,226	39,864
	NEW ZEALAND	2.72	203	9,312	208
	PEOPLE'S REPUBLIC OF CHINA	18,496.84	16,908	775,570	18,250
	REPUBLIC OF KOREA	27,716.18	18,994	871,254	20,279
	SINGAPORE	63,380.55	103,298	4,738,279	108,091
	SWEDEN	85.54	2,161	99,125	2,315
	SWITZERLAND	175.17	3,172	145,500	3,379
	TAIWAN (REP. OF CHINA)	24,533.34	22,196	1,018,131	24,233
	THAILAND	83.86	2,341	107,382	2,523
	UK OF GREAT BRITAIN AND N. IRELAND	37.92	1,377	63,163	1,422
	UNITED STATES OF AMERICA	10,136.88	32,342	1,483,528	34,416
340399	Other lubricating preparations (including cutting-oil preparations, bolt or nut release preparations, anti-rust of anti-corrosion preparations and mould release preparations, based on lubricants) and preparations other than treatment of textile materials, leather, fuskins or other materials, but excluding preparations containing, as basic constituents, 70% or more by weight of petroleum oils or of oils obtained from bituminous minerals	3,135,539.84	11,803,542	541,428,470	12,704,481
	AUSTRALIA	27,680.78	160,124	7,344,888	169,860
	AUSTRIA	191.64	5,399	247,652	5,709
	BELGIUM	50,950.30	410,896	18,847,800	429,589
	BRAZIL	32.46	41	1,881	70
	CANADA	486.52	17,330	794,927	18,092
	DENMARK	778.26	16,235	744,699	17,862
	FINLAND	11.76	130	5,963	138
	FRANCE	2,209.93	19,396	889,695	20,185
	GERMANY	141,091.71	635,121	29,133,000	675,228
	GREECE	20.43	166	7,614	177
	HONG KONG, CHINA	22,749.38	69,882	3,205,488	74,380
	INDIA	24,818.76	60,350	2,768,254	65,835
	INDONESIA	10,803.29	21,474	985,012	21,547
	IRELAND	369.66	3,925	180,040	4,132
	ISRAEL	0.62	505	23,164	526
	ITALY	58,707.33	74,229	3,404,884	80,261
	JAPAN	358,899.21	3,221,178	147,755,434	3,558,354
	MACAU	1,026.62	1,501	68,851	1,563
	MALAYSIA	100,086.56	163,864	7,516,442	170,390
	NETHERLANDS	2,506.74	24,900	1,142,163	26,082
	NORWAY	437.60	4,883	223,983	4,916
	PEOPLE'S REPUBLIC OF CHINA	361,102.63	775,463	35,570,488	811,888
	REPUBLIC OF KOREA	151,079.90	373,915	17,151,481	394,187
	SINGAPORE	409,208.49	2,029,082	93,073,991	2,189,282
	SLOVENIA	438.00	886	40,641	1,102
	SPAIN	2,424.54	15,438	708,141	21,444
	SWEDEN	609.88	15,606	715,847	16,410
	SWITZERLAND	521.81	18,074	829,054	22,235

TABLE 8 - Continued

PSCC CODE	COMMODITY AND COUNTRY OF ORIGIN	GROSS WEIGHT (GK)	FOB VALUE		CIF
			DOLLARS	PESOS	DOLLARS
	TAIWAN (REP. OF CHINA)	102,310.63	174,485	8,003,627	184,422
	THAILAND	410,513.02	660,787	30,310,300	694,434
	TURKEY	3,497.18	6,898	316,411	7,536
	UK OF GREAT BRITAIN AND N. IRELAND	13,031.41	63,867	2,929,579	70,607
	UNITED ARAB EMIRATES, N.E.S.	213,130.95	104,511	4,793,920	119,725
	UNITED STATES OF AMERICA	577,770.87	2,459,339	112,809,880	2,622,626
	VIETNAM	86,040.97	193,662	8,883,276	203,687
3404	Artificial waxes and prepared waxes.	3,647,780.48	7,313,208	335,456,850	7,832,783
340410	Artificial waxes and prepared waxes of chemically modified lignite	1,419,519.59	3,044,376	139,645,527	3,180,736
	BELGIUM	2,437.51	30,275	1,388,714	31,194
	BRAZIL	88.22	236	10,825	253
	DEMOCRATIC PEOPLE'S REP. OF KOREA	638.91	490	22,476	564
	DENMARK	53,014.28	164,114	7,527,909	175,331
	FRANCE	2,697.18	50,227	2,303,912	52,979
	GERMANY	68,869.40	203,249	9,323,032	216,779
	HONG KONG, CHINA	1,915.45	57,397	2,632,800	59,525
	INDIA	4,498.50	15,064	690,986	15,193
	INDONESIA	46,340.68	76,004	3,486,303	80,488
	ITALY	3,600.52	14,171	650,024	15,536
	JAPAN	5,405.92	26,052	1,195,005	27,561
	MALAYSIA	98,780.63	194,657	8,928,917	200,805
	NETHERLANDS	361.02	13,026	597,503	13,686
	PEOPLE'S REPUBLIC OF CHINA	278,714.25	365,590	16,769,613	380,516
	REPUBLIC OF KOREA	267,431.23	302,970	13,897,234	311,852
	SINGAPORE	19,431.46	67,253	3,084,895	70,886
	SOUTH AFRICA, REP. OF	7,026.08	29,513	1,353,761	32,630
	TAIWAN (REP. OF CHINA)	362,053.21	478,142	21,932,374	487,781
	THAILAND	24,908.51	30,364	1,392,797	31,409
	UK OF GREAT BRITAIN AND N. IRELAND	8,398.04	13,657	626,447	14,867
	UNITED STATES OF AMERICA	162,908.59	911,925	41,830,000	960,901
340420	Artificial waxes and prepared waxes of polyethylene glycol	803,678.27	1,305,637	59,889,571	1,360,356
	AUSTRALIA	531.78	2,188	100,364	2,262
	GERMANY	43,037.08	107,829	4,946,116	112,398
	HONG KONG, CHINA	19.17	125	5,734	133
	INDIA	21.84	42	1,927	46
	JAPAN	10,381.03	9,045	414,894	10,350
	MALAYSIA	21,999.44	30,003	1,376,238	30,061
	PEOPLE'S REPUBLIC OF CHINA	26,086.47	19,675	902,492	20,692
	POLAND	19,013.82	12,715	583,237	13,065
	REPUBLIC OF KOREA	217,763.23	348,025	15,963,907	364,985
	SINGAPORE	3,680.60	8,888	407,693	9,084
	SWITZERLAND	7,581.12	29,156	1,337,386	37,099
	TAIWAN (REP. OF CHINA)	259,964.66	292,396	13,412,205	298,798
	THAILAND	116,770.29	157,485	7,223,837	161,250
	UNITED STATES OF AMERICA	73,750.29	265,504	12,178,668	276,123
	VIETNAM	3,077.45	22,561	1,034,873	24,010
340490	Other artificial waxes and prepared waxes	1,424,582.62	2,963,195	135,921,752	3,291,691
	BELGIUM	11.82	758	34,769	857
	CHILE	4,476.18	31,245	1,433,208	32,157
	DENMARK	3,670.99	14,726	675,482	16,275
	FRANCE	4.08	342	15,688	375
	GERMANY	73,752.54	244,991	11,237,737	263,538
	HONG KONG, CHINA	2,086.13	62,401	2,862,334	67,496
	INDIA	95.54	304	13,944	406
	INDONESIA	187,290.98	95,452	4,378,383	102,009
	ISRAEL	3,493.84	12,478	572,366	13,804
	ITALY	13,567.64	39,780	1,824,709	42,822
	JAPAN	194,541.76	307,654	14,112,089	319,317
	MALAYSIA	44,245.71	40,494	1,857,459	43,316
	NETHERLANDS	13,193.91	59,512	2,729,815	82,012
	PEOPLE'S REPUBLIC OF CHINA	63,096.81	84,361	3,869,639	87,622
	REPUBLIC OF KOREA	314,985.97	338,215	15,513,922	356,465
	SINGAPORE	29,610.61	141,820	6,505,283	148,026
	SOUTH AFRICA, REP. OF	9,194.58	41,367	1,897,504	45,817
	SWITZERLAND	205.73	326	14,954	354
	TAIWAN (REP. OF CHINA)	153,121.23	226,827	10,404,554	243,063

TABLE 8 - Continued

PSCC CODE	COMMODITY AND COUNTRY OF ORIGIN	GROSS WEIGHT (GK)	FOB VALUE		CIF
			DOLLARS	PESOS	DOLLARS
	THAILAND	24,986.58	39,545	1,813,929	42,203
	UK OF GREAT BRITAIN AND N. IRELAND	4,652.01	13,784	632,272	15,010
	UNITED STATES OF AMERICA	281,710.69	1,147,290	52,626,192	1,348,578
	VIETNAM	2,587.29	19,523	895,520	20,169
3405	Polishes and creams, for footwear, furniture, floors, coachwork, glass or metal, scouring pastes and powders and similar preparations (whether or not in the form of paper, wadding, felt, nonwovens, cellular plastics or cellular rubber, impregnated, coated or covered with such preparations), excluding waxes of heading 34.04.	1,483,478.20	3,937,334	180,605,511	4,223,278
340510	Polishes, creams and similar preparations for footwear or leather	114,208.79	782,550	35,895,567	822,315
	AUSTRALIA	24.84	463	21,238	476
	FRANCE	14.29	104	4,770	124
	GERMANY	609.73	3,131	143,619	3,400
	HONDURAS, REPUBLIC OF	775.13	10,285	471,773	11,407
	HONG KONG, CHINA	1,889.80	7,953	364,804	8,542
	INDONESIA	64,564.10	499,012	22,889,680	525,477
	ITALY	287.59	856	39,265	893
	JAPAN	2,898.77	27,592	1,265,645	28,678
	MALAYSIA	4,400.54	43,284	1,985,437	45,166
	NETHERLANDS	106.04	2,228	102,198	2,307
	PEOPLE'S REPUBLIC OF CHINA	11,323.54	95,344	4,373,429	96,960
	SINGAPORE	30.73	868	39,815	904
	TAIWAN (REP. OF CHINA)	12,088.76	32,102	1,472,519	35,659
	THAILAND	7,441.25	21,435	983,223	21,695
	UNITED ARAB EMIRATES, N.E.S.	63.80	2,148	98,529	2,207
	UNITED STATES OF AMERICA	7,689.88	35,745	1,639,623	38,420
340520	Polishes, creams and similar preparations for the maintenance of wooden furniture, floors or other woodwork	427,945.38	979,593	44,933,932	1,052,251
	CANADA	851.60	451	20,687	494
	ESTONIA	290.77	1,148	52,659	1,180
	HONG KONG, CHINA	10,528.22	3,619	166,004	3,709
	JAPAN	771.04	3,531	161,967	7,774
	MALAYSIA	4,528.99	7,311	335,356	7,708
	PEOPLE'S REPUBLIC OF CHINA	338,835.68	892,826	40,953,929	955,155
	SINGAPORE	18.19	154	7,064	174
	UNITED STATES OF AMERICA	66,745.60	43,959	2,016,400	47,727
	VIETNAM	5,375.29	26,594	1,219,866	28,330
340530	Polishes and similar preparations for coachwork, other than metal polishes	278,620.02	688,743	31,592,641	753,065
	FINLAND	750.93	5,662	259,716	6,046
	GERMANY	9,035.27	21,755	997,902	22,753
	ITALY	2,075.67	7,729	354,529	8,460
	MALAYSIA	496.20	3,325	152,518	3,536
	NETHERLANDS	1,437.90	881	40,411	917
	PEOPLE'S REPUBLIC OF CHINA	18,312.60	45,883	2,104,653	50,005
	REPUBLIC OF KOREA	8,460.58	9,100	417,417	9,550
	SINGAPORE	2,474.96	35,210	1,615,083	40,208
	UK OF GREAT BRITAIN AND N. IRELAND	1,967.28	3,220	147,701	3,235
	UNITED STATES OF AMERICA	233,608.63	555,978	25,502,711	608,355
340540	Scouring pastes and powders and other scouring preparations	50,886.89	131,691	6,040,666	139,146
	GERMANY	34.39	878	40,274	963
	HONG KONG, CHINA	4,089.77	20,041	919,281	22,653
	ITALY	5,943.31	19,906	913,088	20,595
	JAPAN	492.89	4,624	212,103	5,265
	MACAU	11.61	62	2,844	65
	PEOPLE'S REPUBLIC OF CHINA	22,435.87	16,381	751,396	17,231
	REPUBLIC OF KOREA	3,234.55	8,310	381,180	8,866
	SINGAPORE	3,546.50	34,391	1,577,515	35,114
	TAIWAN (REP. OF CHINA)	5,155.38	9,892	453,746	10,165
	UNITED STATES OF AMERICA	5,942.62	17,206	789,239	18,229
340590	Other polishes and creams, n.e.s.	611,817.12	1,354,757	62,142,705	1,456,501

TABLE 8 - Continued

PSCC CODE	COMMODITY AND COUNTRY OF ORIGIN	GROSS WEIGHT (GK)	FOB VALUE		CIF
			DOLLARS	PESOS	DOLLARS
	AUSTRIA	72.09	57	2,615	60
	DENMARK	535.00	460	21,100	491
	FRANCE	259.28	5,387	247,102	5,897
	GERMANY	81.06	246	11,284	271
	HONG KONG, CHINA	11,367.42	8,541	391,776	9,377
	INDIA	10,534.73	9,706	445,214	9,937
	INDONESIA	76.23	1,297	59,493	1,510
	ITALY	370.46	1,690	77,521	1,825
	JAPAN	14,646.31	106,300	4,875,981	113,200
	MALAYSIA	132,746.14	79,935	3,666,618	85,876
	MEXICO	1,923.58	3,323	152,426	3,867
	NETHERLANDS	90.34	1,083	49,677	1,163
	PEOPLE'S REPUBLIC OF CHINA	122,862.05	192,179	8,815,251	208,113
	REPUBLIC OF KOREA	5,260.79	43,648	2,002,134	46,966
	SINGAPORE	10,432.28	90,145	4,134,951	96,748
	TAIWAN (REP. OF CHINA)	47,311.06	416,463	19,103,158	437,595
	THAILAND	3,265.02	7,094	325,402	7,383
	UK OF GREAT BRITAIN AND N. IRELAND	31,227.87	28,040	1,286,195	29,087
	UNITED STATES OF AMERICA	210,525.88	348,013	15,963,356	385,176
	VIETNAM	8,229.53	11,150	511,451	11,959
3406	Candles, tapers and the like.	929,488.91	905,634	41,541,433	958,538
340600	Candles, tapers and the like	929,488.91	905,634	41,541,433	958,538
	CANADA	19.83	572	26,238	681
	FRANCE	2,395.51	24,548	1,126,017	26,347
	GERMANY	40.31	86	3,945	90
	HONG KONG, CHINA	4,912.62	49,848	2,286,528	52,726
	INDIA	2,545.28	5,341	244,992	5,581
	IRELAND	9.17	255	11,697	271
	JAPAN	472.19	822	37,705	1,476
	MALAYSIA	37.43	752	34,494	789
	PEOPLE'S REPUBLIC OF CHINA	750,311.32	617,010	28,302,249	651,139
	REPUBLIC OF KOREA	2,264.48	6,179	283,431	6,891
	SINGAPORE	1,036.54	16,477	755,800	18,200
	TAIWAN (REP. OF CHINA)	22,223.49	8,604	394,665	8,756
	THAILAND	1,544.85	5,424	248,799	5,934
	UK OF GREAT BRITAIN AND N. IRELAND	829.64	3,857	176,921	4,326
	UNITED STATES OF AMERICA	140,061.45	161,205	7,394,473	170,387
	VIETNAM	784.80	4,654	213,479	4,944
3407	Modelling pastes, including those put up for children's amusement; preparations known as "dental wax" or as "dental impression compounds", put up in sets, in packings for retail sale or in plates, horseshoe shapes, sticks or similar forms; other preparations for use in dentistry, with a basis of plaster (of calcined gypsum or calcium sulphate).	978,410.88	3,305,389	151,618,197	3,490,509
340700	Modeling pastes, including those put up for children's amusement; preparations known as "dental wax" or as "dental impression compounds", put up in sets, in packings for retail sale or in plates, horseshoe shapes, sticks or similar forms; other preparations for use in dentistry, with a basis of plaster (of calcined gypsum or calcium sulphate)	978,410.88	3,305,389	151,618,197	3,490,509
	AUSTRALIA	29.53	2,868	131,555	3,054
	BELGIUM	677.67	3,290	150,913	3,385
	CANADA	7.74	341	15,642	363
	CZECH REPUBLIC (CZECHOSLOVAKIA)	183.55	1,433	65,732	1,473
	FRANCE	590.67	4,142	189,993	4,501
	GERMANY	38,300.90	591,085	27,113,069	606,590
	HONG KONG, CHINA	1,873.43	58,472	2,682,110	62,324
	HUNGARY	7.48	665	30,504	751
	INDIA	285.32	5,233	240,038	5,668
	ITALY	20,345.06	34,121	1,565,130	37,662
	JAPAN	10,097.43	959,890	44,030,154	1,002,207
	MALAYSIA	381,083.27	411,206	18,862,019	425,260
	MEXICO	598.25	315	14,449	423
	NETHERLANDS	161.17	1,010	46,329	1,015
	NORTHERN MARIANA ISLANDS	3.02	62	2,844	67
	PEOPLE'S REPUBLIC OF CHINA	79,879.70	214,826	9,854,069	226,329
	REPUBLIC OF KOREA	2,218.28	72,638	3,331,906	75,015
	ROMANIA	253.22	11,488	526,955	13,072

TABLE 8 - Continued

PSCC CODE	COMMODITY AND COUNTRY OF ORIGIN	GROSS WEIGHT (GK)	FOB VALUE		CIF DOLLARS
			DOLLARS	PESOS	
	SINGAPORE	3,022.49	274,289	12,581,637	298,082
	SPAIN	5,596.04	3,117	142,977	3,913
	SRI LANKA (CEYLON)	13,216.18	6,161	282,605	7,130
	SWEDEN	1.33	341	15,642	365
	SWITZERLAND	7,771.23	196,923	9,032,858	224,220
	TAIWAN (REP. OF CHINA)	286.96	18,306	839,696	19,232
	THAILAND	392,487.41	252,836	11,597,588	272,481
	UK OF GREAT BRITAIN AND N. IRELAND	2,153.87	1,910	87,612	2,347
	UNITED STATES OF AMERICA	14,913.41	177,207	8,128,485	192,308
	VIETNAM	2,366.27	1,214	55,686	1,272
35	Albuminoidal substances; modified starches; glues; enzymes	70,905,336.23	150,760,558	6,915,386,790	158,445,910
3501	Casein, caseinates and other casein derivatives; casein glues.	2,733,258.39	20,163,561	924,902,543	20,671,683
350110	Casein	1,609,855.03	11,641,144	533,979,276	11,943,268
	FRANCE	291,741.26	2,221,784	101,913,232	2,277,007
	INDIA	200,987.87	1,101,373	50,519,980	1,130,990
	INDONESIA	23,252.91	221,475	10,159,058	233,414
	JAPAN	99.38	556	25,504	575
	MALAYSIA	12,472.13	51,192	2,348,177	54,124
	NEW ZEALAND	983,524.89	7,237,977	332,006,005	7,369,803
	PEOPLE'S REPUBLIC OF CHINA	38,177.83	380,692	17,462,342	392,293
	POLAND	19,437.46	140,285	6,434,873	159,716
	TAIWAN (REP. OF CHINA)	1,286.40	5,414	248,340	6,090
	UNITED STATES OF AMERICA	38,874.90	280,396	12,861,765	319,256
350190	Caseinates and other casein derivatives; casein glues	1,123,403.36	8,522,417	390,923,267	8,728,415
	AUSTRALIA	3,366.63	36,530	1,675,631	38,570
	CANADA	17,670.46	81,845	3,754,230	93,187
	DENMARK	50,383.74	337,612	15,486,262	351,980
	FRANCE	70,157.55	508,694	23,333,794	508,840
	GERMANY	832,044.82	6,238,447	286,157,564	6,312,260
	ITALY	404.13	4,735	217,194	5,009
	JAPAN	34.43	1,247	57,200	1,478
	NETHERLANDS	76,900.51	722,539	33,142,864	759,182
	NETHERLANDS ANTILLES	42,942.47	353,835	16,230,411	410,263
	NEW ZEALAND	7,170.75	107,755	4,942,722	114,369
	PEOPLE'S REPUBLIC OF CHINA	10,712.67	42,969	1,970,988	44,471
	POLAND	10,436.81	69,554	3,190,442	71,529
	REPUBLIC OF KOREA	32.26	327	14,999	345
	SINGAPORE	291.95	15,272	700,527	15,806
	TAIWAN (REP. OF CHINA)	850.00	765	35,091	816
	UNITED STATES OF AMERICA	4.18	291	13,348	310
3502	Albumins (including concentrates of two or more whey proteins, containing by weight more than 80% whey proteins, calculated on the dry matter), albuminates and other albumin derivatives.	3,888,564.79	15,156,503	695,228,790	15,651,056
350211	Egg albumin, dried	254,109.07	2,798,758	128,379,029	2,882,425
	DENMARK	64,729.17	747,332	34,280,119	763,668
	FRANCE	54,584.92	630,844	28,936,814	644,775
	ITALY	104,367.59	1,128,691	51,773,056	1,174,805
	NETHERLANDS	30,427.39	291,891	13,389,040	299,177
350219	Egg albumin, other than dried	199,394.95	2,219,810	101,822,684	2,298,386
	DENMARK	76,981.10	875,291	40,149,598	906,751
	FRANCE	17,846.36	201,812	9,257,116	210,076
	GERMANY	5,083.77	65,471	3,003,155	69,950
	ITALY	99,483.72	1,077,236	49,412,815	1,111,609
350220	Milk albumin, including concentrates of two or more whey proteins	3,424,151.18	10,080,905	462,411,112	10,407,607
	ARGENTINA	295,337.00	876,837	40,220,513	912,824
	DENMARK	125.41	1,006	46,145	1,024
	FRANCE	317,121.23	534,211	24,504,259	544,790
	IRELAND	15,086.16	162,029	7,432,270	163,914
	MALAYSIA	42,102.45	143,982	6,604,454	144,044

TABLE 8 - Continued

PSCC CODE	COMMODITY AND COUNTRY OF ORIGIN	GROSS WEIGHT (GK)	FOB VALUE		CIF DOLLARS
			DOLLARS	PESOS	
	NETHERLANDS	331,726.40	1,046,717	48,012,909	1,066,595
	NEW ZEALAND	505,344.48	2,191,814	100,538,508	2,287,087
	THAILAND	31,567.58	120,757	5,539,124	120,796
	UNITED STATES OF AMERICA	1,885,740.47	5,003,552	229,512,930	5,166,533
350290	Other albumins, n.e.s.	10,909.59	57,030	2,615,965	62,638
	BELGIUM	22.11	91	4,174	95
	GERMANY	3,511.88	13,189	604,979	15,598
	NETHERLANDS	7,283.12	42,330	1,941,677	44,803
	SINGAPORE	6.27	830	38,072	832
	UNITED STATES OF AMERICA	86.21	590	27,063	1,310
3503	Gelatin (including gelatin in rectangular (including square) sheets, whether or not surface-worked or coloured) and gelatin derivatives; isinglass; other glues of animal origin, excluding casein glues of heading 35.01.	1,297,341.52	6,874,792	315,346,710	7,156,415
350300	Gelatin (including gelatin in rectangular (including square) sheets, whether or not surface-worked or coloured) and gelatin derivatives; isinglass; other glues of animal origin, excluding casein glues of heading No. 35.01	1,297,341.52	6,874,792	315,346,710	7,156,415
	ARGENTINA	50,946.40	345,854	15,864,323	352,719
	AUSTRALIA	76,678.28	472,358	21,667,061	491,107
	BRAZIL	268,824.34	1,857,049	85,182,838	1,951,667
	DENMARK	38,237.38	60,756	2,786,878	63,118
	FRANCE	8,881.39	58,596	2,687,799	58,690
	GERMANY	1,025.10	10,105	463,516	10,727
	HONG KONG, CHINA	2,132.70	9,677	443,884	11,891
	ITALY	23,527.75	154,670	7,094,713	162,276
	JAPAN	25,844.18	149,518	6,858,390	153,613
	MALAYSIA	18,273.12	128,695	5,903,240	129,399
	NETHERLANDS	734.70	3,193	146,463	3,412
	NEW ZEALAND	122,358.33	882,052	40,459,725	916,012
	PEOPLE'S REPUBLIC OF CHINA	298,265.99	444,872	20,406,279	477,094
	REPUBLIC OF KOREA	91,115.37	676,490	31,030,597	690,095
	SINGAPORE	191,413.39	1,376,226	63,127,486	1,404,608
	SWITZERLAND	57,323.39	219,772	10,080,942	241,524
	TAIWAN (REP. OF CHINA)	5,850.78	2,226	102,107	2,397
	UNITED STATES OF AMERICA	15,908.93	22,683	1,040,469	36,066
3504	Peptones and their derivatives; other protein substances and their derivatives, not elsewhere specified or included; hide powder, whether or not chromed.	4,860,844.34	9,004,753	413,048,021	9,422,158
350400	Peptones and their derivatives; other protein substances and their derivatives, not elsewhere specified or included; hide powder, whether or not chromed	4,860,844.34	9,004,753	413,048,021	9,422,158
	BELGIUM	916.07	4,545	208,479	4,936
	BRAZIL	3,723.51	25,057	1,149,365	25,616
	DENMARK	732,545.86	949,487	43,552,968	998,594
	FRANCE	4,059.29	28,115	1,289,635	31,497
	GERMANY	156,629.12	476,865	21,873,798	541,862
	INDIA	1,851.54	5,164	236,873	5,517
	IRELAND	80,616.47	869,542	39,885,892	880,082
	ITALY	1,494.49	12,038	552,183	16,321
	JAPAN	1,152.67	55,760	2,557,711	62,030
	NETHERLANDS	16,230.28	201,966	9,264,180	209,277
	PEOPLE'S REPUBLIC OF CHINA	2,790,154.47	4,613,417	211,617,438	4,786,062
	REPUBLIC OF KOREA	1,971.78	33,676	1,544,718	33,992
	SINGAPORE	821,370.73	844,813	38,751,572	892,453
	SWITZERLAND	135.10	21,243	974,417	22,933
	THAILAND	38,634.34	167,486	7,682,583	172,500
	UK OF GREAT BRITAIN AND N. IRELAND	471.49	5,219	239,396	5,391
	UNITED STATES OF AMERICA	208,887.13	690,360	31,666,813	733,095
3505	Dextrins and other modified starches (for example, pregelatinised or esterified starches); glues based on starches, or on dextrins or other modified starches.	36,109,010.66	26,943,827	1,235,913,340	29,033,331
350510	Dextrins and other modified starches	35,657,284.75	25,842,584	1,185,399,323	27,877,640

TABLE 8 - Continued

PSCC CODE	COMMODITY AND COUNTRY OF ORIGIN	GROSS WEIGHT (GK)	FOB VALUE		CIF
			DOLLARS	PESOS	DOLLARS
	AUSTRALIA	4,643.75	11,116	509,891	17,525
	BELGIUM	68,863.89	101,212	4,642,595	108,017
	BRAZIL	60,083.49	379,638	17,413,995	385,746
	CHILE	769.83	1,381	63,346	1,426
	DENMARK	107,920.57	259,531	11,904,687	270,334
	ECUADOR	12,712.18	17,038	781,533	18,062
	FRANCE	357,656.37	638,456	29,285,976	663,119
	GERMANY	819,194.54	924,066	42,386,907	992,796
	HONG KONG, CHINA	16,550.25	10,795	495,166	11,494
	INDIA	16,998.05	22,902	1,050,515	23,630
	ISRAEL	83,917.52	20,630	946,298	23,726
	ITALY	1,885,465.34	2,177,815	99,896,373	2,324,494
	JAPAN	17,395.32	82,660	3,791,614	90,099
	MALAYSIA	121,869.51	104,435	4,790,433	106,832
	NETHERLANDS	4,772,773.80	4,195,532	192,449,052	4,461,559
	PAKISTAN, ISLAMIC REP. OF	210,401.39	194,418	8,917,954	210,004
	PEOPLE'S REPUBLIC OF CHINA	501,491.57	496,052	22,753,905	521,701
	PORTUGAL	20.73	34	1,560	146
	REPUBLIC OF KOREA	4,977,060.63	972,981	44,630,638	1,139,948
	SINGAPORE	6,675.82	23,367	1,071,845	35,276
	SOUTH AFRICA, REP. OF	5,465,198.78	1,403,814	64,392,948	1,597,779
	SPAIN	54.59	184	8,440	188
	SWITZERLAND	46.74	1,317	60,411	1,910
	TAIWAN (REP. OF CHINA)	150,293.64	183,525	8,418,291	199,385
	THAILAND	10,062,943.43	7,930,243	363,760,246	8,416,952
	UK OF GREAT BRITAIN AND N. IRELAND	196.56	4,570	209,626	4,883
	UNITED STATES OF AMERICA	3,400,191.00	3,846,078	176,419,597	4,317,755
	VIETNAM	2,535,895.46	1,838,794	84,345,481	1,932,854
350520	Glues based on starches	451,725.91	1,101,243	50,514,017	1,155,691
	GERMANY	4,564.09	13,294	609,796	14,245
	HONG KONG, CHINA	9,535.95	7,955	364,896	8,330
	ITALY	95.62	678	31,100	1,392
	JAPAN	68,062.27	632,597	29,017,225	657,930
	MALAYSIA	7,725.89	9,365	429,573	10,031
	NEW ZEALAND	25,690.58	94,149	4,318,615	98,056
	PEOPLE'S REPUBLIC OF CHINA	192,114.73	104,373	4,787,589	111,668
	REPUBLIC OF KOREA	5,476.99	7,070	324,301	7,966
	SINGAPORE	17,641.02	46,119	2,115,478	50,673
	SWEDEN	2,057.13	1,709	78,392	2,054
	SWITZERLAND	5,021.15	23,671	1,085,789	25,253
	TAIWAN (REP. OF CHINA)	97,430.98	70,865	3,250,578	76,830
	THAILAND	4,168.76	2,278	104,492	2,373
	UK OF GREAT BRITAIN AND N. IRELAND	102.62	3,831	175,727	3,906
	UNITED STATES OF AMERICA	12,038.13	83,289	3,820,466	84,984
3506	Prepared glues and other prepared adhesives, not elsewhere specified or included; products suitable for use as glues or adhesives, put up for retail sale as glues or adhesives, not exceeding a net weight of 1 kg.	19,996,429.19	57,161,070	2,621,978,284	60,430,633
350610	Prepared glues and other prepared adhesives, not elsewhere specified or included; products suitable for use as glues or adhesives, put up for retail sale as glues or adhesives, not exceeding a net weight of 1 kg	1,565,023.27	5,379,524	246,758,767	5,646,823
	AUSTRALIA	0.14	58	2,660	62
	BELGIUM	148.54	242	11,101	259
	CANADA	321.95	3,363	154,261	3,709
	GERMANY	3,796.77	41,101	1,885,303	46,227
	HONG KONG, CHINA	2,660.05	38,199	1,752,188	39,246
	INDIA	80.13	1,994	91,465	2,344
	IRELAND	0.84	108	4,954	112
	JAPAN	58,400.54	1,037,850	47,606,180	1,074,675
	MALAYSIA	70,415.12	201,372	9,236,934	209,329
	NETHERLANDS	84.16	3,436	157,609	3,711
	PEOPLE'S REPUBLIC OF CHINA	1,243,829.82	3,140,705	144,064,138	3,291,145
	REPUBLIC OF KOREA	44,975.15	134,095	6,150,938	141,118
	SINGAPORE	3,525.93	35,296	1,619,028	46,037
	SWEDEN	8.37	87	3,991	93
	SWITZERLAND	2,495.57	5,743	263,431	18,124
	TAIWAN (REP. OF CHINA)	61,875.15	445,343	20,427,883	459,698
	THAILAND	12,291.58	41,682	1,911,953	44,268

TABLE 8 - Continued

PSCC CODE	COMMODITY AND COUNTRY OF ORIGIN	GROSS WEIGHT (GK)	FOB VALUE		CIF
			DOLLARS	PESOS	DOLLARS
	UK OF GREAT BRITAIN AND N. IRELAND	138.90	1,585	72,704	1,629
	UNITED STATES OF AMERICA	59,974.56	247,265	11,342,046	265,037
350691	Other prepared glues and other prepared adhesives, not elsewhere specified or included; Adhesive based on rubber or plastics (including artificial resins)	7,081,997.88	20,175,460	925,448,350	21,066,963
	AUSTRALIA	5,720.63	49,474	2,269,372	52,905
	BELGIUM	9,593.50	47,888	2,196,623	52,932
	CANADA	10.04	610	27,981	648
	DENMARK	2,093.88	3,283	150,591	3,600
	FRANCE	806.08	11,928	547,137	13,482
	GERMANY	51,533.36	212,248	9,735,816	235,070
	HONG KONG, CHINA	44,921.51	303,374	13,915,765	317,869
	HUNGARY	157.49	1,656	75,961	1,745
	INDIA	70,808.32	152,348	6,988,203	155,398
	INDONESIA	155,380.40	230,316	10,564,595	248,619
	IRELAND	710.43	18,259	837,540	18,774
	ITALY	1,267.51	4,613	211,598	5,759
	JAPAN	207,798.61	2,182,310	100,102,560	2,300,854
	MALAYSIA	145,867.33	230,128	10,555,971	242,039
	NETHERLANDS	10,473.59	45,022	2,065,159	47,070
	PEOPLE'S REPUBLIC OF CHINA	3,388,253.19	7,958,731	365,066,991	8,304,124
	POLAND	6.96	2,600	119,262	2,757
	REPUBLIC OF KOREA	282,447.28	2,294,348	105,241,743	2,391,450
	SINGAPORE	203,933.28	538,306	24,692,096	563,690
	SLOVENIA	240.40	5,050	231,644	5,272
	SOUTH AFRICA, REP. OF	14,559.36	97,625	4,478,059	104,510
	SPAIN	15,043.79	16,696	765,846	17,712
	SWEDEN	32.73	5,147	236,093	5,749
	SWITZERLAND	22,486.88	79,058	3,626,390	92,320
	TAIWAN (REP. OF CHINA)	1,936,760.44	3,771,674	173,006,686	3,851,191
	THAILAND	288,612.62	639,998	29,356,708	662,695
	UK OF GREAT BRITAIN AND N. IRELAND	25,678.80	92,182	4,228,388	103,872
	UNITED ARAB EMIRATES, N.E.S.	14,422.30	7,394	339,163	7,598
	UNITED STATES OF AMERICA	181,951.93	1,139,110	52,250,976	1,222,239
	VIETNAM	425.24	34,084	1,563,433	35,020
350699	Other prepared glues and other prepared adhesives, not elsewhere specified or included	11,349,408.04	31,606,086	1,449,771,167	33,716,847
	AUSTRALIA	37,923.09	220,057	10,094,015	231,527
	AUSTRIA	38.21	586	26,880	1,109
	BELGIUM	8,596.41	61,200	2,807,244	63,610
	CANADA	253.64	1,351	61,970	1,457
	CROATIA	4.61	375	17,201	623
	DEMOCRATIC PEOPLE'S REP. OF KOREA	162,859.40	67,458	3,094,298	74,434
	DENMARK	2,501.01	43,861	2,011,904	45,948
	EGYPT ARAB REPUBLIC	8.69	246	11,284	285
	FRANCE	5,705.63	51,980	2,384,323	62,937
	GEORGIA	2,512.59	11,533	529,019	11,859
	GERMANY	43,224.78	507,701	23,288,245	549,522
	GREECE	206,738.13	83,734	3,840,879	93,276
	HONG KONG, CHINA	115,706.63	720,081	33,030,115	763,497
	HUNGARY	268.06	10,907	500,304	11,418
	INDIA	125,253.10	336,213	15,422,090	340,625
	INDONESIA	637,154.37	1,337,310	61,342,410	1,444,055
	IRELAND	3,165.07	35,291	1,618,798	103,276
	ITALY	50,371.42	169,807	7,789,047	179,611
	JAPAN	649,664.24	6,163,603	282,724,470	6,552,227
	LUXEMBOURG	1.47	126	5,780	148
	MACAU	14.33	859	39,402	980
	MALAYSIA	293,300.88	309,771	14,209,196	330,115
	MYANMAR, UNION OF (BURMA)	26.43	403	18,486	417
	NETHERLANDS	141,847.08	220,338	10,106,904	237,481
	NEW ZEALAND	13,798.10	59,750	2,740,733	85,609
	NORWAY	10,129.24	21,333	978,545	23,513
	PEOPLE'S REPUBLIC OF CHINA	3,267,798.06	6,838,348	313,675,023	7,160,434
	PORTUGAL	0.82	28	1,284	121
	REPUBLIC OF KOREA	785,964.38	4,236,223	194,315,549	4,542,241
	ROMANIA	15.03	652	29,907	746
	SINGAPORE	891,002.24	2,354,344	107,993,759	2,557,535
	SOUTH AFRICA, REP. OF	561.12	3,324	152,472	3,351
	SPAIN	251,414.68	166,409	7,633,181	178,068

TABLE 8 - Continued

PSCC CODE	COMMODITY AND COUNTRY OF ORIGIN	GROSS WEIGHT (GK)	FOB VALUE		CIF DOLLARS
			DOLLARS	PESOS	
	SRI LANKA (CEYLON)	779.10	434	19,908	504
	SWEDEN	35,109.25	8,722	400,078	10,405
	SWITZERLAND	866.23	8,065	369,942	14,748
	TAIWAN (REP. OF CHINA)	2,536,723.65	2,792,311	128,083,306	2,958,154
	THAILAND	564,832.31	1,624,349	74,508,889	1,734,038
	TURKEY	4,495.01	2,872	131,739	3,072
	UGANDA	108.00	2,352	107,886	2,449
	UK OF GREAT BRITAIN AND N. IRELAND	46,148.21	577,620	26,495,429	617,883
	UNITED ARAB EMIRATES, N.E.S.	1,637.69	6,006	275,495	6,266
	UNITED STATES OF AMERICA	383,779.58	2,471,720	113,377,796	2,637,075
	VIETNAM	67,106.07	76,433	3,505,982	80,198
3507	Enzymes; prepared enzymes not elsewhere specified or included.	2,019,887.34	15,456,052	708,969,102	16,080,634
350710	Rennet and concentrates	32,613.01	502,712	23,059,400	514,785
	FINLAND	4,058.90	53,886	2,471,751	55,406
	GERMANY	510.02	9,226	423,197	12,754
	JAPAN	13.09	178	8,165	202
	MALAYSIA	2,420.91	92,862	4,259,580	95,535
	SINGAPORE	25,610.09	346,560	15,896,707	350,888
350790	Other enzymes; prepared enzymes not elsewhere specified or included	1,987,274.33	14,953,340	685,909,702	15,565,849
	AUSTRALIA	40,509.29	111,855	5,130,789	114,592
	BELGIUM	37,271.16	430,285	19,737,173	443,324
	CANADA	546.38	3,808	174,673	4,068
	DENMARK	208,410.53	2,863,469	131,347,323	2,951,476
	FINLAND	144,039.81	670,251	30,744,413	701,244
	FRANCE	128,140.97	1,384,020	63,484,997	1,422,053
	GEORGIA	8.46	191	8,761	199
	GERMANY	122,481.71	1,265,362	58,042,155	1,309,615
	HONG KONG, CHINA	15,007.83	256,616	11,770,976	269,753
	INDIA	2,154.08	56,437	2,588,765	60,455
	IRELAND	1,074.47	50,669	2,324,187	60,833
	JAPAN	62,591.42	299,788	13,751,275	341,960
	MALAYSIA	117,877.51	1,245,006	57,108,425	1,276,701
	NETHERLANDS	32,090.13	285,947	13,116,388	328,440
	PEOPLE'S REPUBLIC OF CHINA	413,921.31	2,078,208	95,327,401	2,162,957
	REPUBLIC OF KOREA	8,123.48	25,251	1,158,263	26,567
	SINGAPORE	273,910.05	1,338,519	61,397,866	1,375,470
	SPAIN	102,108.67	872,635	40,027,767	903,437
	SWITZERLAND	34.14	7,324	335,952	7,450
	TAIWAN (REP. OF CHINA)	4,357.01	17,139	786,166	17,515
	THAILAND	198,747.30	925,868	42,469,565	970,174
	UNITED STATES OF AMERICA	73,868.62	764,692	35,076,422	817,566
36	Explosives; pyrotechnic products, matches, pyrophoric alloys; certain combustible preparations	1,839,896.80	16,593,722	761,154,028	18,662,911
3601	Propellent powders.	182,833.24	2,649,365	121,526,373	3,017,055
360100	Propellent powders	182,833.24	2,649,365	121,526,373	3,017,055
	CZECH REPUBLIC (CZECHOSLOVAKIA)	4.98	196	8,991	5,691
	GERMANY	18,803.58	296,485	13,599,767	308,627
	JAPAN	17,450.47	50,165	2,301,069	50,639
	REPUBLIC OF KOREA	93.18	209	9,587	239
	SWEDEN	29,282.39	607,435	27,863,043	624,569
	UNITED STATES OF AMERICA	117,198.64	1,694,875	77,743,916	2,027,290
3602	Prepared explosives, other than propellent powders.	641,941.62	1,702,301	78,084,548	2,005,739
360200	Prepared explosives, other than propellent powders	641,941.62	1,702,301	78,084,548	2,005,739
	INDIA	580,310.96	1,589,378	72,904,769	1,885,864
	JAPAN	6.09	3,917	179,673	4,057
	MALAYSIA	58,977.95	90,795	4,164,767	93,356
	THAILAND	2,646.62	18,211	835,339	22,462
3603	Safety fuses; detonating fuses; percussion or detonating caps; igniters; electric detonators.	736,821.22	11,078,161	508,155,245	12,412,069

TABLE 8 - Continued

PSCC CODE	COMMODITY AND COUNTRY OF ORIGIN	GROSS WEIGHT (GK)	FOB VALUE		CIF
			DOLLARS	PESOS	DOLLARS
360300	Safety fuses; detonating fuses; percussion or detonating caps; igniters; electric detonators	736,821.22	11,078,161	508,155,245	12,412,069
	AUSTRALIA	299,234.24	1,978,590	90,757,923	2,168,267
	BELGIUM	699.81	306	14,036	314
	BOSNIA AND HERZEGOVINA	17,695.42	628,653	28,836,313	737,042
	BRAZIL	4,047.65	153,511	7,041,550	181,285
	CANADA	133,754.44	2,443,822	112,098,115	2,837,141
	HONG KONG, CHINA	2,403.35	33,023	1,514,765	41,041
	INDIA	149,639.00	1,201,022	55,090,880	1,340,616
	INDONESIA	71.86	93	4,266	341
	ITALY	8,900.72	299,473	13,736,827	328,904
	JAPAN	206.12	1,543	70,777	3,137
	MALAYSIA	20,435.33	718,516	32,958,329	788,798
	PEOPLE'S REPUBLIC OF CHINA	53,472.44	1,862,684	85,441,315	2,007,886
	REPUBLIC OF KOREA	218.70	958	43,943	992
	SINGAPORE	353.78	11,048	506,772	11,352
	SWEDEN	3,059.90	46,912	2,151,853	52,544
	TAIWAN (REP. OF CHINA)	20.39	787	36,100	898
	UNITED STATES OF AMERICA	42,608.07	1,697,220	77,851,481	1,911,511
3604	Fireworks, signalling flares, rain rockets, fog signals and other pyrotechnic articles.	56,160.60	105,280	4,829,193	114,881
360410	Fireworks	28,599.92	14,523	666,170	16,610
	PEOPLE'S REPUBLIC OF CHINA	11,726.74	11,685	535,991	13,336
	UNITED STATES OF AMERICA	16,873.18	2,838	130,179	3,274
360490	Other fireworks, signalling flares, rain rockets, fog signals and other pyrotechnic articles	27,560.68	90,757	4,163,023	98,271
	JAPAN	124.43	8,666	397,509	8,887
	PEOPLE'S REPUBLIC OF CHINA	25,006.55	44,954	2,062,040	47,661
	SINGAPORE	1,630.48	17,091	783,964	19,029
	UK OF GREAT BRITAIN AND N. IRELAND	18.79	927	42,521	1,505
	UNITED STATES OF AMERICA	780.43	19,119	876,989	21,189
3605	Matches, other than pyrotechnic articles of heading 36.04.	21.72	391	17,935	453
360500	Matches, other than pyrotechnic articles of heading No. 36.04	21.72	391	17,935	453
	REPUBLIC OF KOREA	21.72	391	17,935	453
3606	Ferro-cerium and other pyrophoric alloys in all forms; articles of combustible materials as specified in Note 2 to this Chapter.	222,118.40	1,058,224	48,540,734	1,112,714
360610	Liquid or liquified-gas fuels in containers of a kind used for fillinf or refilling cigarette or similar lighters and of a capacity not exceeding 300 cm3	3,982.86	10,531	483,057	11,391
	HONG KONG, CHINA	2.38	50	2,294	58
	PEOPLE'S REPUBLIC OF CHINA	3,977.55	10,429	478,378	11,275
	UNITED STATES OF AMERICA	2.93	52	2,385	58
360690	Other ferro-cerium and other pyrophoric alloys in all forms; articles of combustible materials as specified in Note 2 to this Chapter	218,135.54	1,047,693	48,057,677	1,101,323
	FRANCE	98.61	2,575	118,115	2,797
	GERMANY	0.83	887	40,687	947
	HONG KONG, CHINA	21,471.53	82,285	3,774,413	86,194
	JAPAN	88,483.90	332,786	15,264,893	353,244
	MALAYSIA	13,182.57	27,049	1,240,738	29,174
	NETHERLANDS	12,466.16	294,668	13,516,421	309,884
	PEOPLE'S REPUBLIC OF CHINA	8,262.73	190,095	8,719,658	196,649
	REPUBLIC OF KOREA	73,450.12	107,858	4,947,446	112,123
	SINGAPORE	11.79	875	40,136	914
	TAIWAN (REP. OF CHINA)	47.96	288	13,210	481
	THAILAND	576.46	2,673	122,611	2,748
	UNITED STATES OF AMERICA	82.88	5,654	259,349	6,168
37	Photographic or cinematographic goods	5,473,649.42	49,525,741	2,271,745,741	51,631,087

TABLE 8 - Continued

PSCC CODE	COMMODITY AND COUNTRY OF ORIGIN	GROSS WEIGHT (GK)	FOB VALUE		CIF
			DOLLARS	PESOS	DOLLARS
3701	Photographic plates and film in the flat, sensitised, unexposed, of any material other than paper, paperboard or textiles; instant print film in the flat, sensitised, unexposed, whether or not in packs.	1,310,644.74	11,696,047	536,497,678	12,154,085
370110	Photographic plates and film in the flat, sensitised, unexposed, for X-ray	553,340.36	6,935,666	318,138,999	7,162,357
	BELGIUM	55,140.08	984,731	45,169,611	1,007,748
	CZECH REPUBLIC (CZECHOSLOVAKIA)	316.39	12,776	586,035	13,950
	GERMANY	11.15	767	35,182	877
	HONG KONG, CHINA	136.83	348	15,963	463
	ISRAEL	9.41	1,908	87,520	2,048
	JAPAN	205,492.42	1,814,040	83,210,015	1,903,204
	MALAYSIA	5,665.87	81,706	3,747,854	81,766
	PEOPLE'S REPUBLIC OF CHINA	275,229.81	3,725,057	170,868,365	3,811,018
	SINGAPORE	1,198.34	99,738	4,574,982	106,883
	THAILAND	31.48	1,060	48,622	1,131
	UNITED STATES OF AMERICA	10,108.58	213,535	9,794,850	233,269
370120	Instant print film in the flat, sensitised, unexposed, whether or not in packs	29,182.24	700,602	32,136,614	765,618
	HONG KONG, CHINA	771.39	2,823	129,491	2,939
	JAPAN	25,577.54	678,627	31,128,620	740,865
	PEOPLE'S REPUBLIC OF CHINA	2,739.36	8,357	383,336	9,563
	TAIWAN (REP. OF CHINA)	93.95	10,795	495,167	12,251
370130	Other plates and film, with any side exceeding 255 mm	668,232.83	3,816,077	175,043,455	3,958,963
	BELGIUM	28,127.47	201,815	9,257,255	208,536
	FRANCE	8,116.96	58,124	2,666,148	61,039
	HONG KONG, CHINA	8,951.65	24,434	1,120,788	24,458
	INDIA	14,440.02	52,339	2,400,790	54,708
	INDONESIA	248.38	1,492	68,438	1,534
	JAPAN	95,622.58	827,182	37,942,838	861,959
	MALAYSIA	1,474.66	58,271	2,672,891	60,603
	NETHERLANDS	17,936.12	145,849	6,690,094	153,827
	PEOPLE'S REPUBLIC OF CHINA	474,876.51	2,303,410	105,657,417	2,383,535
	TAIWAN (REP. OF CHINA)	17.60	88	4,037	141
	UNITED STATES OF AMERICA	6,848.56	131,839	6,047,455	137,356
	VIETNAM	11,572.32	11,234	515,304	11,267
370191	Other plates and film for colour photography (polychrome)	45,196.60	93,257	4,277,698	103,080
	INDIA	184.78	258	11,834	1,006
	INDONESIA	490.54	2,561	117,473	2,961
	JAPAN	102.72	242	11,101	867
	MALAYSIA	39,185.12	73,264	3,360,620	80,182
	PEOPLE'S REPUBLIC OF CHINA	117.82	360	16,513	389
	TAIWAN (REP. OF CHINA)	42.52	768	35,228	790
	THAILAND	5,073.10	15,804	724,929	16,885
370199	Other photographic plates and film in the flat, sensitised, unexposed, n.e.s.	14,692.71	150,445	6,900,912	164,067
	HONG KONG, CHINA	1,261.00	7,850	360,079	8,490
	INDIA	711.20	4,657	213,617	4,831
	JAPAN	1,446.32	60,621	2,780,686	67,792
	MALAYSIA	1,787.55	22,590	1,036,203	22,819
	PEOPLE'S REPUBLIC OF CHINA	8,323.98	39,228	1,799,388	43,655
	REPUBLIC OF KOREA	6.77	192	8,807	222
	SINGAPORE	26.65	5,630	258,248	6,015
	TAIWAN (REP. OF CHINA)	1,071.41	8,362	383,565	8,771
	THAILAND	37.75	220	10,091	271
	UNITED STATES OF AMERICA	20.08	1,095	50,228	1,201
3702	Photographic film in rolls, sensitised, unexposed, of any material other than paper, paperboard or textiles; instant print film in rolls, sensitised, unexposed.	96,951.44	1,689,459	77,495,483	1,825,051
370210	Photographic films in rolls, sensitised, unexposed, for X-ray	15,252.88	150,998	6,926,277	163,845

TABLE 8 - Continued

PSCC CODE	COMMODITY AND COUNTRY OF ORIGIN	GROSS WEIGHT (GK)	FOB VALUE		CIF
			DOLLARS	PESOS	DOLLARS
	CZECH REPUBLIC (CZECHOSLOVAKIA)	73.47	2,246	103,024	2,300
	HONG KONG, CHINA	55.41	2,198	100,822	2,201
	JAPAN	420.12	59,038	2,708,073	64,070
	MALAYSIA	13.04	507	23,256	578
	PEOPLE'S REPUBLIC OF CHINA	14,259.35	74,043	3,396,352	80,515
	REPUBLIC OF KOREA	251.29	7,164	328,613	7,982
	SWEDEN	13.92	158	7,247	169
	TAIWAN (REP. OF CHINA)	164.05	2,758	126,509	2,947
	UNITED STATES OF AMERICA	2.23	2,886	132,381	3,083
370220	Instant print film in roll, sensitised, unexposed	1,275.01	51,175	2,347,397	58,278
	BELGIUM	347.29	5,180	237,607	5,339
	JAPAN	719.37	42,260	1,938,466	49,102
	TAIWAN (REP. OF CHINA)	208.35	3,735	171,324	3,837
370231	Photographic films in rolls, sensitised, unexposed, colour photography (polychrome)	1.74	171	7,844	193
	SINGAPORE	1.74	171	7,844	193
370232	Other photographic films in rolls, sensitised, unexposed, with than colour photography, with silver halide emulsion	2,456.19	35,895	1,646,504	40,838
	CZECH REPUBLIC (CZECHOSLOVAKIA)	73.47	2,246	103,024	4,646
	HONG KONG, CHINA	738.71	21,069	966,435	22,338
	JAPAN	4.35	416	19,082	506
	SINGAPORE	1,577.71	6,411	294,073	6,741
	UNITED STATES OF AMERICA	61.95	5,753	263,890	6,607
370239	Other photographic films in rolls, sensitised, unexposed, of any material other than paper, paperboard or textiles	40,581.57	540,984	24,814,936	598,808
	GERMANY	40.07	2,742	125,776	3,335
	HONG KONG, CHINA	1,488.03	51,169	2,347,122	53,158
	JAPAN	9,708.89	290,730	13,335,785	332,140
	MALAYSIA	2,691.54	64,837	2,974,073	67,149
	PEOPLE'S REPUBLIC OF CHINA	65.29	2,795	128,207	2,881
	REPUBLIC OF KOREA	1,171.44	16,846	772,726	17,480
	SINGAPORE	1,577.35	16,106	738,782	20,204
	TAIWAN (REP. OF CHINA)	1,018.93	19,524	895,566	21,970
	UNITED STATES OF AMERICA	22,820.03	76,235	3,496,899	80,491
370241	Photographic film in rolls, of a width exceeding 610mm and of a length exceeding 200m, for colour photography (polychrome), unexposed	123.95	1,811	83,071	1,852
	MALAYSIA	123.95	1,811	83,071	1,852
370242	Photographic film in rolls, of a width exceeding 610mm and of a length exceeding 200m, other than colour photography (polychrome)	641.10	34,641	1,588,983	37,613
	SINGAPORE	641.10	34,641	1,588,983	37,613
370243	Photographic film in rolls, of a width exceeding 610mm and of a length not exceeding 200m, unexposed	351.24	17,222	789,973	18,134
	BELGIUM	152.77	6,635	304,347	6,814
	MALAYSIA	7.02	78	3,578	81
	UNITED STATES OF AMERICA	191.45	10,509	482,048	11,239
370244	Photographic film in rolls, of a width exceeding 105mm but not exceeding 610mm	3,480.59	78,960	3,621,895	81,596
	BELGIUM	294.10	9,894	453,838	10,193
	GERMANY	227.07	7,524	345,126	7,731
	HONG KONG, CHINA	2,398.50	53,588	2,458,081	55,050
	MALAYSIA	122.59	268	12,293	284
	TAIWAN (REP. OF CHINA)	427.25	7,404	339,621	7,911
	UNITED STATES OF AMERICA	11.08	282	12,936	427
370251	Photographic film in rolls, of a width not exceeding 16mm and of a length not exceeding 14m, unexposed	226.02	29,753	1,364,770	31,619

TABLE 8 - Continued

PSCC CODE	COMMODITY AND COUNTRY OF ORIGIN	GROSS WEIGHT (GK)	FOB VALUE		CIF
			DOLLARS	PESOS	DOLLARS
	ITALY	29.37	821	37,659	854
	JAPAN	196.65	28,932	1,327,111	30,765
370254	Photographic film in rolls, of a width exceeding 16mm but not exceeding 35mm and of a length not exceeding 30m, other than for slides, unexposed	214.30	7,059	323,796	7,254
	BELGIUM	214.30	7,059	323,796	7,254
370255	Photographic film in rolls, of a width exceeding 16mm but not exceeding 35mm and of a length exceeding 30m, unexposed	5,275.42	160,759	7,374,015	164,702
	CZECH REPUBLIC (CZECHOSLOVAKIA)	74.87	2,232	102,382	4,346
	HONG KONG, CHINA	423.06	14,674	673,096	15,088
	MALAYSIA	4,777.49	143,853	6,598,537	145,268
370291	Photographic film in rolls, of a width not exceeding 16mm and of a length not exceeding 14m, unexposed	5,090.55	115,623	5,303,627	123,530
	FRANCE	30.46	275	12,614	455
	HONG KONG, CHINA	13.32	746	34,219	797
	JAPAN	3,188.35	98,095	4,499,618	104,273
	REPUBLIC OF KOREA	42.57	2,880	132,106	3,232
	SINGAPORE	1,815.85	13,627	625,070	14,773
370294	Photographic film in rolls, of a width exceeding 16mm but not exceeding 35mm and of a length exceeding 30m, unexposed	35.70	801	36,742	866
	HONG KONG, CHINA	35.70	801	36,742	866
370295	Photographic film in rolls, of a width exceeding 35mm, unexposed	21,945.18	463,607	21,265,653	495,923
	BELGIUM	701.90	23,691	1,086,706	24,724
	HONG KONG, CHINA	3,270.34	23,584	1,081,798	28,295
	JAPAN	2,958.57	80,709	3,702,122	87,944
	MALAYSIA	10,726.56	297,482	13,645,499	312,020
	PEOPLE'S REPUBLIC OF CHINA	1,680.56	1,817	83,346	2,649
	REPUBLIC OF KOREA	881.96	10,194	467,599	11,972
	TAIWAN (REP. OF CHINA)	1,698.48	25,583	1,173,492	27,690
	THAILAND	21.73	292	13,394	353
	UNITED STATES OF AMERICA	5.08	255	11,697	276
3703	Photographic paper, paperboard and textiles, sensitised, unexposed.	997,071.91	3,416,507	156,715,177	3,658,840
370310	Photographic paper, paperboard and textiles, sensitised, unexposed, in rolls of a width exceeding 610mm	144,687.71	423,263	19,415,072	456,879
	INDIA	98.20	238	10,917	252
	JAPAN	741.74	6,913	317,099	9,017
	NETHERLANDS	65,784.85	319,144	14,639,135	346,358
	PEOPLE'S REPUBLIC OF CHINA	75,474.73	57,649	2,644,359	60,226
	RUSSIAN FEDERATION	0.83	163	7,477	184
	SINGAPORE	1,359.60	27,643	1,267,984	28,879
	TAIWAN (REP. OF CHINA)	890.75	10,623	487,277	10,971
	THAILAND	337.01	890	40,824	992
370320	Photographic paper, paperboard and textiles, sensitised, unexposed, for colour photography (polychrome)	509,113.45	1,545,943	70,912,407	1,608,103
	GERMANY	228.82	4,226	193,847	4,341
	HONG KONG, CHINA	19,259.58	32,850	1,506,830	33,611
	JAPAN	145,539.51	1,012,687	46,451,953	1,057,729
	PEOPLE'S REPUBLIC OF CHINA	264,114.41	199,824	9,165,927	205,950
	SINGAPORE	16,897.97	10,614	486,864	11,267
	TAIWAN (REP. OF CHINA)	949.55	1,137	52,154	1,171
	UNITED STATES OF AMERICA	62,123.61	284,605	13,054,832	294,034
370390	Other photographic paper, paperboard and textiles, sensitised, unexposed	343,270.75	1,447,301	66,387,698	1,593,858
	HONG KONG, CHINA	21,043.66	594,819	27,284,347	627,057

TABLE 8 - Continued

PSCC CODE	COMMODITY AND COUNTRY OF ORIGIN	GROSS WEIGHT (GK)	FOB VALUE		CIF
			DOLLARS	PESOS	DOLLARS
	JAPAN	98,812.31	495,151	22,712,577	581,850
	NETHERLANDS	3,846.29	22,578	1,035,653	24,552
	PEOPLE'S REPUBLIC OF CHINA	159,685.37	150,580	6,907,105	162,234
	SPAIN	48.48	762	34,953	813
	TAIWAN (REP. OF CHINA)	6,230.19	4,961	227,561	5,300
	THAILAND	11,452.19	8,771	402,326	9,306
	UK OF GREAT BRITAIN AND N. IRELAND	6,240.71	2,898	132,931	3,161
	UNITED STATES OF AMERICA	35,911.55	166,781	7,650,245	179,585
3704	Photographic plates, film, paper, paperboard and textiles, exposed but not developed.	68,211.80	770,930	35,362,559	812,178
370400	Photographic plates, film, paper, paperboard and textiles, exposed but not developed	68,211.80	770,930	35,362,559	812,178
	INDIA	884.26	3,583	164,353	3,697
	JAPAN	39,330.59	564,080	25,874,349	597,878
	MALAYSIA	6.69	306	14,036	350
	PEOPLE'S REPUBLIC OF CHINA	27,660.31	201,436	9,239,869	208,588
	TAIWAN (REP. OF CHINA)	329.95	1,525	69,952	1,665
3705	Photographic plates and film, exposed and developed, other than cinematographic film.	204,239.71	1,262,986	57,933,169	1,328,746
370510	Photographic plates and film, exposed and developed, other than cinematographic film, for offset reproduction	15,192.29	121,340	5,565,867	132,655
	INDIA	6,461.16	56,646	2,598,352	56,684
	JAPAN	422.52	26,557	1,218,170	35,225
	SINGAPORE	11.64	734	33,669	784
	VIETNAM	8,296.97	37,403	1,715,676	39,962
370520	Photographic plates and film, exposed and developed, other than cinematographic film, microfilms	19,978.93	169,208	7,761,571	174,004
	JAPAN	0.87	131	6,009	137
	NETHERLANDS	19,694.48	166,913	7,656,299	171,566
	SINGAPORE	268.15	1,748	80,181	1,867
	UNITED STATES OF AMERICA	15.43	416	19,082	434
370590	Other photographic plates and film, exposed and developed, other than cinematographic film	169,068.49	972,438	44,605,731	1,022,087
	BELGIUM	415.39	5,180	237,607	6,041
	GERMANY	3.33	3,208	147,151	3,208
	JAPAN	2,632.57	314,315	14,417,629	325,628
	PEOPLE'S REPUBLIC OF CHINA	165,980.47	646,729	29,665,459	683,996
	UNITED STATES OF AMERICA	36.73	3,006	137,885	3,214
3706	Cinematographic film, exposed and developed, whether or not incorporating sound track or consisting only of sound track.	290.92	36,699	1,683,383	41,380
370610	Cinematographic film, exposed and developed, whether or not incorporating sound track or consisting only of sound track, of a width of 35mm or more	259.81	8,863	406,546	11,593
	JAPAN	118.41	3,214	147,426	3,846
	UNITED STATES OF AMERICA	141.40	5,649	259,120	7,747
370690	Other cinematographic film, exposed and developed, whether or not incorporating sound track or consisting only of sound track	31.11	27,836	1,276,837	29,787
	MALAYSIA	0.87	90	4,128	127
	PEOPLE'S REPUBLIC OF CHINA	6.93	65	2,982	85
	REPUBLIC OF KOREA	21.65	27,568	1,264,544	29,454
	UNITED STATES OF AMERICA	1.66	113	5,183	121
3707	Chemical preparations for photographic uses (other than varnishes, glues, adhesives and similar preparations); unmixed products for photographic uses, put up in measured portions or put up for retail sale in a form ready for use.	2,796,238.90	30,653,113	1,406,058,292	31,810,807
370710	Sensitising emulsions	233,243.62	1,867,625	85,667,960	1,961,090

TABLE 8 - Continued

PSCC CODE	COMMODITY AND COUNTRY OF ORIGIN	GROSS WEIGHT (GK)	FOB VALUE		CIF DOLLARS
			DOLLARS	PESOS	
	BELGIUM	3,621.34	62,361	2,860,499	62,836
	FRANCE	1,436.95	6,672	306,045	7,312
	GERMANY	365.62	2,056	94,309	2,152
	HONG KONG, CHINA	26,428.00	376,083	17,250,927	410,870
	ITALY	747.42	5,688	260,909	6,196
	JAPAN	16,326.13	54,057	2,479,595	56,214
	PEOPLE'S REPUBLIC OF CHINA	124,911.61	132,764	6,089,885	138,165
	REPUBLIC OF KOREA	13.54	452	20,733	522
	SINGAPORE	55,320.65	1,180,151	54,133,526	1,228,799
	TAIWAN (REP. OF CHINA)	73.48	668	30,641	739
	THAILAND	2,523.58	3,317	152,151	3,444
	UNITED STATES OF AMERICA	1,475.30	43,356	1,988,740	43,841
370790	Other chemical preparations for photographic uses (other than varnishes, glues, adhesives and similar preparations); unmixed products for photographic uses, put up in measured portions or put up for retail sale in a form ready for use	2,562,995.28	28,785,488	1,320,390,332	29,849,717
	AUSTRALIA	2.33	415	19,036	432
	AUSTRIA	14.09	1,233	56,558	1,268
	BELGIUM	111,657.14	170,990	7,843,311	185,644
	CANADA	140.29	1,629	74,722	1,689
	CZECH REPUBLIC (CZECHOSLOVAKIA)	528.51	670	30,733	716
	FRANCE	264.95	2,260	103,666	2,356
	GERMANY	294.20	18,155	832,770	19,897
	GREECE	625.24	19,442	891,805	19,990
	HONG KONG, CHINA	207,042.49	3,917,721	179,705,862	4,022,809
	INDIA	26,362.92	42,808	1,963,603	43,756
	INDONESIA	510.46	17,047	781,946	17,149
	ITALY	43.51	93	4,266	98
	JAPAN	176,398.24	4,291,890	196,868,994	4,514,341
	MALAYSIA	418,733.11	1,085,809	49,806,059	1,131,559
	NETHERLANDS	263.26	18,735	859,374	19,320
	PEOPLE'S REPUBLIC OF CHINA	552,208.37	4,791,036	219,764,821	4,917,280
	REPUBLIC OF KOREA	52,780.25	123,381	5,659,486	128,478
	SINGAPORE	798,921.64	11,676,294	535,591,606	12,114,489
	TAIWAN (REP. OF CHINA)	42,383.46	158,968	7,291,862	168,330
	THAILAND	75,074.92	1,380,045	63,302,664	1,426,045
	TURKEY	1,710.86	2,160	99,079	2,219
	UNITED ARAB EMIRATES, N.E.S.	60.26	621	28,485	739
	UNITED STATES OF AMERICA	89,020.55	913,943	41,922,565	960,292
	VIETNAM	7,954.23	150,143	6,887,059	150,821
38	Miscellaneous chemical products	324,969,504.29	715,338,828	32,812,592,045	756,202,938
3801	Artificial graphite; colloidal or semi-colloidal graphite; preparations based on graphite or other carbon in the form of pastes, blocks, plates or other semi-manufactures.	398,754.59	515,979	23,667,957	541,089
380110	Artificial graphite	40,837.60	305,324	14,005,212	313,720
	FRANCE	8,301.29	59,811	2,743,531	61,498
	GERMANY	482.75	15,894	729,058	16,493
	INDIA	292.33	4,724	216,690	5,047
	JAPAN	3,229.13	30,667	1,406,695	35,386
	PEOPLE'S REPUBLIC OF CHINA	23,633.14	6,623	303,797	6,660
	REPUBLIC OF KOREA	613.83	173,524	7,959,546	173,524
	TAIWAN (REP. OF CHINA)	4,039.91	3,697	169,581	3,775
	UNITED STATES OF AMERICA	245.22	10,384	476,314	11,337
380120	Colloidal or semi-colloidal graphite	268.91	13,507	619,566	13,579
	FRANCE	268.91	13,507	619,566	13,579
380130	Carbonaceous pastes for electrodes and similar pastes for furnace linings	2,383.99	36,795	1,687,787	39,968
	JAPAN	2,383.99	36,795	1,687,787	39,968
380190	Other preparations based on graphite or other carbon in the form of pastes, blocks, plates or other semi-manufactures	355,264.09	160,353	7,355,392	173,822
	BELGIUM	365.45	2,251	103,253	2,363
	GERMANY	305.34	4,693	215,268	5,111

TABLE 8 - Continued

PSCC CODE	COMMODITY AND COUNTRY OF ORIGIN	GROSS WEIGHT (GK)	FOB VALUE		CIF
			DOLLARS	PESOS	DOLLARS
	HONG KONG, CHINA	129.33	442	20,275	497
	JAPAN	4,274.29	29,706	1,362,614	29,988
	PEOPLE'S REPUBLIC OF CHINA	349,824.59	116,562	5,346,699	125,930
	REPUBLIC OF KOREA	21.62	998	45,778	1,082
	UNITED STATES OF AMERICA	343.47	5,701	261,505	8,851
3802	Activated carbon; activated natural mineral products; animal black, including spent animal black.	15,931,059.09	9,710,700	445,429,810	10,345,695
380210	Activated carbon	1,464,119.57	2,883,716	132,276,054	3,079,106
	DENMARK	118.07	680	31,192	699
	FRANCE	9,436.40	67,527	3,097,463	69,431
	GERMANY	39,963.52	215,188	9,870,674	223,352
	HONG KONG, CHINA	1,250.00	375	17,201	456
	INDIA	476,612.49	373,750	17,143,912	411,775
	INDONESIA	112,882.97	148,633	6,817,796	160,911
	ITALY	128.46	513	23,531	560
	JAPAN	15,014.63	61,585	2,824,904	65,816
	MALAYSIA	62,279.31	118,848	5,451,558	123,578
	NETHERLANDS	38,067.90	170,159	7,805,193	180,066
	PEOPLE'S REPUBLIC OF CHINA	352,072.75	535,083	24,544,258	574,993
	SINGAPORE	11,288.52	50,504	2,316,619	58,060
	TAIWAN (REP. OF CHINA)	13,331.19	23,563	1,080,835	25,031
	THAILAND	27,561.50	64,325	2,950,588	77,812
	UNITED STATES OF AMERICA	260,180.31	955,809	43,842,959	1,007,458
	VIETNAM	43,931.55	97,174	4,457,371	99,108
380290	Activated natural mineral products; animal black, including spent animal black	14,466,939.52	6,826,984	313,153,756	7,266,589
	AUSTRALIA	17.39	758	34,769	819
	BELGIUM	93,753.94	16,754	768,506	20,778
	DENMARK	12.27	264	12,110	366
	GERMANY	192,065.36	157,632	7,230,580	169,622
	HONG KONG, CHINA	61,297.85	393,741	18,060,900	409,279
	INDIA	204,070.83	103,836	4,762,957	111,846
	INDONESIA	8,371,160.87	3,306,685	151,677,641	3,522,909
	ITALY	21,122.24	48,489	2,224,191	53,267
	JAPAN	15,165.43	190,366	8,732,089	197,715
	MALAYSIA	2,091,222.60	880,537	40,390,232	948,375
	PEOPLE'S REPUBLIC OF CHINA	2,492,574.79	1,064,009	48,806,092	1,125,687
	REPUBLIC OF KOREA	476,937.45	262,312	12,032,252	276,345
	SINGAPORE	55,392.50	86,949	3,988,351	90,008
	SOUTH AFRICA, REP. OF	12,102.62	8,505	390,124	9,073
	SWITZERLAND	82,487.58	91,530	4,198,481	97,278
	TAIWAN (REP. OF CHINA)	8,382.80	3,546	162,655	3,692
	THAILAND	420.96	1,650	75,685	2,073
	UK OF GREAT BRITAIN AND N. IRELAND	5,708.16	8,132	373,015	8,887
	UNITED STATES OF AMERICA	275,583.23	166,047	7,616,575	181,886
	VIETNAM	7,460.65	35,242	1,616,551	36,684
3804	Residual lyes from the manufacture of wood pulp, whether or not concentrated, desugared or chemically treated, including lignin sulphonates, but excluding tall oil of heading 38.03.	2,169,644.82	875,406	40,154,873	954,909
380400	Residual lyes from the manufacture of wood pulp, whether or not concentrated, desugared or chemically treated, including lignin sulphonates, but excluding tall oil of heading No. 38.03	2,169,644.82	875,406	40,154,873	954,909
	AUSTRALIA	2.94	1,393	63,897	1,395
	HONG KONG, CHINA	5,247.44	3,916	179,627	5,314
	NORWAY	21,746.49	5,904	270,816	6,151
	PEOPLE'S REPUBLIC OF CHINA	1,095,928.59	394,306	18,086,816	421,183
	REPUBLIC OF KOREA	25,792.44	11,270	516,955	11,468
	SINGAPORE	27,418.18	21,217	973,224	22,871
	SOUTH AFRICA, REP. OF	802,570.10	325,229	14,918,254	369,099
	SWEDEN	18,958.62	8,578	393,473	8,929
	TAIWAN (REP. OF CHINA)	119,623.10	45,781	2,099,974	48,793
	THAILAND	32,958.38	19,301	885,337	20,051
	UNITED STATES OF AMERICA	19,398.54	38,511	1,766,500	39,655

TABLE 8 - Continued

PSCC CODE	COMMODITY AND COUNTRY OF ORIGIN	GROSS WEIGHT (GK)	FOB VALUE		CIF
			DOLLARS	PESOS	DOLLARS
3805	Gum, wood or sulphate turpentine and other terpenic oils produced by the distillation or other treatment of coniferous woods; crude dipentene; sulphite turpentine and other crude para-cymene; pine oil containing alpha-terpineol as the main constituent.	108,161.47	226,438	10,386,711	237,676
380510	Gum, wood or sulphate turpentine oils	34,306.66	83,267	3,819,457	88,540
	INDONESIA	15,474.21	26,901	1,233,949	26,917
	JAPAN	12.68	186	8,532	219
	PEOPLE'S REPUBLIC OF CHINA	17,600.10	55,636	2,552,023	60,812
	THAILAND	1,219.67	544	24,953	592
380520	Pine oil containing alphaterpineol as the main constituent	65,586.05	72,670	3,333,373	73,182
	PEOPLE'S REPUBLIC OF CHINA	65,487.65	70,876	3,251,082	71,289
	UNITED STATES OF AMERICA	98.40	1,794	82,291	1,893
380590	Other terpenic oils produced by the distillation or other treatment of coniferous woods; crude dipentene; sulphite turpentine and other crude para-cymene	8,268.76	70,501	3,233,881	75,954
	INDIA	5,397.94	68,909	3,160,856	73,873
	PEOPLE'S REPUBLIC OF CHINA	2,870.82	1,592	73,025	2,081
3806	Rosin and resin acids, and derivatives thereof; rosin spirit and rosin oils; run gums.	2,272,078.85	4,549,786	208,698,685	4,789,840
380610	Rosin and resin acids	1,992,797.08	3,917,484	179,694,990	4,124,632
	HONG KONG, CHINA	18,838.41	40,028	1,836,084	42,143
	INDONESIA	497,530.67	765,832	35,128,714	817,443
	JAPAN	302,440.47	871,622	39,981,301	928,247
	MALAYSIA	1,702.04	74,243	3,405,526	79,936
	PEOPLE'S REPUBLIC OF CHINA	386,535.26	748,262	34,322,778	775,305
	REPUBLIC OF KOREA	20,892.03	52,749	2,419,597	54,446
	SINGAPORE	64,417.20	96,976	4,448,289	101,355
	TAIWAN (REP. OF CHINA)	14,593.36	16,667	764,515	18,412
	THAILAND	89,735.66	304,409	13,963,241	333,669
	UNITED STATES OF AMERICA	9,741.49	45,237	2,075,021	46,491
	VIETNAM	586,370.49	901,459	41,349,924	927,185
380620	Salts of rosin, of resin acids or of derivatives of rosin or resin acids, other than salts of rosin adducts	49,120.80	68,681	3,150,398	72,103
	INDONESIA	34,026.15	46,779	2,145,753	48,554
	PEOPLE'S REPUBLIC OF CHINA	15,051.40	21,013	963,866	22,450
	REPUBLIC OF KOREA	39.08	839	38,485	1,011
	SINGAPORE	4.17	50	2,294	88
380630	Ester gums	44,017.41	120,182	5,512,749	131,572
	HONG KONG, CHINA	0.68	86	3,945	90
	INDONESIA	30,947.97	19,959	915,519	20,806
	JAPAN	1,093.86	8,380	384,391	9,461
	SINGAPORE	1,031.14	4,893	224,442	5,021
	UNITED STATES OF AMERICA	10,943.76	86,864	3,984,452	96,194
380690	Other derivatives of rosin and resin acids	186,143.56	443,439	20,340,548	461,533
	HONG KONG, CHINA	8,228.75	49,355	2,263,914	55,463
	INDONESIA	13,775.31	39,525	1,813,012	40,775
	PEOPLE'S REPUBLIC OF CHINA	163,424.40	350,206	16,063,949	360,759
	REPUBLIC OF KOREA	715.10	4,353	199,673	4,536
3807	Wood tar; wood tar oils; wood creosote; wood naphtha; vegetable pitch; brewers' pitch and similar preparations based on rosin, resin acids or on vegetable pitch.	1,881,364.03	1,258,686	57,735,927	1,362,160
380700	Wood tar; wood tar oils; wood creosote; wood naphtha; vegetable pitch; brewers' pitch and similar preparations based on rosin, resin acids or on vegetable pitch	1,881,364.03	1,258,686	57,735,927	1,362,160
	AUSTRALIA	34,169.64	119,112	5,463,667	125,637

TABLE 8 - Continued

PSCC CODE	COMMODITY AND COUNTRY OF ORIGIN	GROSS WEIGHT (GK)	FOB VALUE		CIF
			DOLLARS	PESOS	DOLLARS
	HONG KONG, CHINA	30.79	848	38,898	918
	JAPAN	49,293.54	146,082	6,700,781	174,211
	MALAYSIA	71,587.95	41,776	1,916,265	46,958
	PEOPLE'S REPUBLIC OF CHINA	422,875.72	233,209	10,697,297	244,243
	SAUDI ARABIA	24,334.21	18,956	869,512	22,234
	SINGAPORE	892,848.68	487,493	22,361,304	520,282
	TAIWAN (REP. OF CHINA)	154,585.42	86,492	3,967,388	90,033
	THAILAND	231,638.08	124,718	5,720,815	137,644
3808	Insecticides, rodenticides, fungicides, herbicides, anti-sprouting products and plant-growth regulators, disinfectants and similar products, put up in forms or packings for retail sale or as preparations or articles (for example, sulphur-treated bands, wicks and candles, and fly-papers).	58,004,152.94	223,885,056	10,269,607,520	236,365,727
380810	Insecticides, put up in forms or packings for retail sale or as preparations or articles (for example, sulphur-treated bands, wicks and candles, and fly-papers)	16,271,455.91	74,555,398	3,419,856,111	78,411,400
	ARGENTINA	71,276.83	92,009	4,220,453	92,369
	AUSTRALIA	61,800.69	963,504	44,195,928	1,019,111
	AUSTRIA	1,664.60	21,843	1,001,938	21,886
	BELGIUM	4,329.97	121,546	5,575,315	127,295
	COSTA RICA	154,997.85	510,667	23,424,296	547,251
	DENMARK	1,899.04	64,514	2,959,258	68,656
	FRANCE	239,907.27	1,190,228	54,595,758	1,228,529
	GERMANY	60,845.49	808,499	37,085,850	854,573
	GUATEMALA	2,118.40	19,272	884,007	19,523
	HONG KONG, CHINA	25,567.87	45,516	2,087,819	50,513
	INDIA	302,234.12	4,790,966	219,761,610	4,974,594
	INDONESIA	6,610,832.37	20,189,981	926,114,428	21,111,459
	ISRAEL	316,930.16	2,500,219	114,685,047	2,688,720
	ITALY	40,104.19	1,433,806	65,768,681	1,520,922
	JAPAN	470,724.91	3,114,817	142,876,655	3,309,868
	MALAYSIA	1,093,008.87	4,412,249	202,389,861	4,670,153
	NETHERLANDS	7,084.75	75,565	3,466,167	82,274
	NEW ZEALAND	11,116.33	95,930	4,400,310	104,542
	PEOPLE'S REPUBLIC OF CHINA	4,334,286.00	13,714,643	629,090,675	14,380,027
	REPUBLIC OF KOREA	1,229,005.96	3,828,199	175,599,489	4,066,253
	SINGAPORE	147,135.50	1,053,601	48,328,678	1,128,453
	SOUTH AFRICA, REP. OF	7,075.08	170,494	7,820,560	170,716
	SPAIN	3,008.12	43,466	1,993,785	45,246
	SWITZERLAND	48,332.53	1,082,319	49,645,973	1,127,821
	TAIWAN (REP. OF CHINA)	72,358.94	265,997	12,201,283	289,610
	THAILAND	172,740.41	2,011,248	92,255,946	2,135,290
	TURKEY	200.40	1,670	76,603	1,716
	UK OF GREAT BRITAIN AND N. IRELAND	50,449.30	182,629	8,377,192	211,173
	UNITED STATES OF AMERICA	313,439.70	2,315,543	106,213,958	2,553,832
	VIETNAM	416,980.26	9,434,458	432,758,588	9,809,025
380820	Fungicides, put up in forms or packings for retail sale or as preparations or articles (for example, sulphur-treated bands, wicks and candles, and fly-papers)	14,325,491.46	60,995,931	2,797,883,356	64,264,604
	AUSTRALIA	216,973.49	2,886,753	132,415,361	2,991,245
	BELGIUM	564,638.61	1,587,233	72,806,377	1,616,008
	CANADA	1,354.49	792	36,329	862
	COLOMBIA	1,017,297.01	3,358,725	154,064,715	3,611,963
	COSTA RICA	291,965.06	943,541	43,280,226	1,002,943
	DENMARK	53,746.58	256,120	11,748,224	272,191
	FRANCE	214,923.41	841,587	38,603,596	895,342
	GERMANY	618,321.33	4,553,201	208,855,331	4,683,036
	HONG KONG, CHINA	157,373.49	274,148	12,575,169	292,276
	HUNGARY	3,090.40	217,735	9,987,504	228,821
	INDIA	2,578,083.50	7,887,627	361,805,450	8,314,723
	INDONESIA	501,487.84	4,761,699	218,419,133	4,921,995
	ISRAEL	10,266.52	36,799	1,687,970	38,306
	ITALY	54,280.44	647,651	29,707,751	671,369
	JAPAN	2,733,972.54	9,183,113	421,229,393	10,115,079
	MALAYSIA	477,995.07	1,148,853	52,697,887	1,203,488
	MEXICO	94,440.73	322,232	14,780,781	334,787
	MOROCCO	1,105.67	2,295	105,272	2,595
	NETHERLANDS	233,172.12	893,271	40,974,341	912,273
	NETHERLANDS ANTILLES	5.07	1,049	48,118	1,163

TABLE 8 - Continued

PSCC CODE	COMMODITY AND COUNTRY OF ORIGIN	GROSS WEIGHT (GK)	FOB VALUE		CIF DOLLARS
			DOLLARS	PESOS	
	NORWAY	7,553.00	40,718	1,867,735	44,333
	PEOPLE'S REPUBLIC OF CHINA	1,678,968.13	5,647,320	259,042,568	5,930,965
	REPUBLIC OF KOREA	1,785,068.14	2,460,741	112,874,190	2,626,587
	SINGAPORE	207,885.44	540,057	24,772,415	547,035
	SPAIN	80,487.61	2,136,044	97,980,339	2,220,556
	SWITZERLAND	158,953.05	2,746,030	125,960,397	2,852,234
	TAIWAN (REP. OF CHINA)	255,762.70	1,350,427	61,944,087	1,429,453
	THAILAND	205,624.76	5,217,367	239,320,624	5,405,279
	UK OF GREAT BRITAIN AND N. IRELAND	10,608.36	130,141	5,969,567	130,290
	UNITED STATES OF AMERICA	37,417.56	146,866	6,736,743	163,005
	VIETNAM	72,669.34	775,796	35,585,763	804,402
380830	Herbicides, anti-sprouting products and plant-growth regulators, put up in forms or packings for retail sale or as preparations or articles (for example, sulphur-treated bands, wicks and candles, and fly-papers)	11,477,920.44	31,476,850	1,443,843,108	32,759,310
	BELGIUM	9,022.42	22,425	1,028,635	25,100
	GERMANY	109,014.19	1,027,669	47,139,178	1,082,280
	HONG KONG, CHINA	29,170.87	96,785	4,439,528	104,029
	HUNGARY	40,072.07	161,943	7,428,325	178,946
	INDIA	104,597.92	483,553	22,180,576	506,929
	INDONESIA	222,494.75	3,038,971	139,397,599	3,097,655
	ISRAEL	87,288.67	703,273	32,259,133	770,159
	JAPAN	144,663.42	1,665,065	76,376,531	1,710,142
	MALAYSIA	1,340,974.05	2,618,031	120,089,082	2,733,465
	MEXICO	19,498.73	306,856	14,075,485	323,550
	PEOPLE'S REPUBLIC OF CHINA	8,627,680.01	14,456,014	663,097,363	15,092,553
	REPUBLIC OF KOREA	32,410.94	429,093	19,682,496	451,734
	SINGAPORE	6,567.86	41,251	1,892,183	42,971
	SPAIN	5,292.25	134,672	6,177,405	141,315
	TAIWAN (REP. OF CHINA)	341,528.96	1,460,493	66,992,813	1,513,759
	THAILAND	113,491.43	997,184	45,740,830	1,020,688
	UK OF GREAT BRITAIN AND N. IRELAND	1,011.07	8,983	412,050	9,598
	UNITED STATES OF AMERICA	11,452.46	34,136	1,565,818	35,632
	VIETNAM	231,688.37	3,790,453	173,868,078	3,918,805
380840	Disinfectants and similar products	2,194,102.34	7,009,560	321,528,515	7,489,844
	AUSTRALIA	4,352.29	3,576	164,031	3,619
	BELGIUM	30,062.78	409,203	18,770,141	433,010
	CZECH REPUBLIC (CZECHOSLOVAKIA)	1,673.57	12,434	570,348	12,466
	FRANCE	161,937.58	330,842	15,175,722	349,147
	GERMANY	83,597.87	347,491	15,939,412	369,601
	HONG KONG, CHINA	0.90	45	2,064	53
	INDIA	257,455.44	502,379	23,044,124	545,152
	INDONESIA	32,769.74	212,096	9,728,844	230,242
	ISRAEL	2,747.86	60,233	2,762,888	66,074
	JAPAN	86.40	5,960	273,385	6,181
	MALAYSIA	270,476.49	1,462,313	67,076,297	1,553,840
	MEXICO	10,926.57	24,176	1,108,953	26,648
	NETHERLANDS	1,427.03	3,475	159,398	3,943
	PEOPLE'S REPUBLIC OF CHINA	786,065.68	1,234,412	56,622,478	1,345,773
	REPUBLIC OF KOREA	45,763.84	130,282	5,976,035	138,042
	SINGAPORE	31,149.84	315,188	14,457,673	336,753
	SPAIN	12,559.02	43,720	2,005,437	45,048
	SWITZERLAND	16,174.04	44,246	2,029,564	47,587
	TAIWAN (REP. OF CHINA)	41,701.87	293,205	13,449,313	308,253
	THAILAND	41,118.35	115,880	5,315,416	122,656
	UK OF GREAT BRITAIN AND N. IRELAND	162,605.28	447,499	20,526,780	476,227
	UNITED STATES OF AMERICA	180,563.01	788,445	36,165,972	831,144
	VIETNAM	18,886.89	222,460	10,204,240	238,385
380890	Rodenticides and other n.e.s.	13,735,182.79	49,847,317	2,286,496,430	53,440,569
	AUSTRALIA	26,233.19	436,066	20,002,347	465,838
	AUSTRIA	1,572.38	20,633	946,436	22,317
	BELGIUM	33,890.82	188,438	8,643,651	268,441
	BRAZIL	20.80	32	1,468	43
	COLOMBIA	32,056.36	144,405	6,623,857	148,417
	CZECH REPUBLIC (CZECHOSLOVAKIA)	2,645.23	15,593	715,251	17,975
	DEMOCRATIC PEOPLE'S REP. OF KOREA	16,390.66	71,959	3,300,759	76,882
	DENMARK	28,450.98	62,003	2,844,078	65,834
	FINLAND	13,232.66	68,722	3,152,278	70,133

TABLE 8 - Continued

PSCC CODE	COMMODITY AND COUNTRY OF ORIGIN	GROSS WEIGHT (GK)	FOB VALUE		CIF DOLLARS
			DOLLARS	PESOS	
	FRANCE	143,999.23	505,209	23,173,936	542,770
	GERMANY	186,614.57	2,064,177	94,683,799	2,181,965
	GUATEMALA	53,298.31	635,597	29,154,834	659,928
	HONG KONG, CHINA	141,182.97	373,797	17,146,069	395,666
	HUNGARY	2,864.34	30,470	1,397,659	32,997
	INDIA	476,340.62	3,586,214	164,499,636	3,822,185
	INDONESIA	2,798,876.93	8,051,062	369,302,214	8,598,398
	IRELAND	82,864.75	64,656	2,965,771	75,536
	ISRAEL	94,181.23	817,660	37,506,065	917,607
	ITALY	8,871.72	457,708	20,995,066	473,432
	JAPAN	1,362,017.07	4,765,087	218,574,541	5,177,153
	MALAYSIA	722,342.87	1,833,558	84,105,305	2,015,305
	MEXICO	11,330.84	39,117	1,794,297	43,303
	NETHERLANDS	6,525.82	60,893	2,793,162	71,222
	NEW ZEALAND	4,879.22	112,931	5,180,145	120,626
	PEOPLE'S REPUBLIC OF CHINA	2,542,932.54	6,419,323	294,454,345	6,930,392
	PORTUGAL	35,551.13	740,006	33,944,075	752,982
	REPUBLIC OF KOREA	2,406,322.29	2,891,921	132,652,417	3,186,148
	SINGAPORE	155,503.47	733,348	33,638,673	776,186
	SPAIN	4.76	89	4,082	99
	SWITZERLAND	41,926.32	1,071,750	49,161,173	1,237,600
	TAIWAN (REP. OF CHINA)	456,437.22	1,510,266	69,275,901	1,632,387
	THAILAND	595,583.60	5,226,411	239,735,473	5,451,361
	TURKEY	158.98	1,353	62,062	1,385
	UK OF GREAT BRITAIN AND N. IRELAND	396,579.87	2,071,047	94,998,926	2,146,613
	UNITED ARAB EMIRATES, N.E.S.	3,754.72	33,005	1,513,939	34,761
	UNITED STATES OF AMERICA	800,055.15	3,877,511	177,861,429	4,103,610
	VIETNAM	49,689.17	865,300	39,691,311	923,072
3809	Finishing agents, dye carriers to accelerate the dyeing or fixing of dyestuffs and other products and preparations (for example, dressings and mordants), of a kind used in the textile, paper, leather or like industries, not elsewhere specified or included.	8,780,063.19	9,820,250	450,454,869	10,292,048
380910	Finishing agents, dye carriers, with a basis of amylaceous substances, used in industries	874.23	5,263	241,413	5,802
	GERMANY	21.14	230	10,550	238
	SINGAPORE	747.79	3,212	147,334	3,678
	TAIWAN (REP. OF CHINA)	105.30	1,821	83,529	1,886
380991	Finishing agents, dye carriers to accelerate the dyeing or fixing of dyestuffs and other products and preparations, of a kind used in the textile or like industries	5,616,733.00	6,380,525	292,674,684	6,679,822
	AUSTRALIA	171,158.52	71,334	3,272,091	75,389
	BELGIUM	8,792.57	167,037	7,661,987	175,165
	DEMOCRATIC PEOPLE'S REP. OF KOREA	3,096.31	15,572	714,288	15,579
	FRANCE	12,374.36	9,634	441,912	9,958
	GERMANY	294,022.90	620,499	28,462,289	646,233
	HONG KONG, CHINA	153,822.82	166,738	7,648,272	179,234
	INDIA	76,836.33	194,573	8,925,064	203,612
	INDONESIA	455,402.92	402,164	18,447,263	424,085
	ITALY	29,233.22	60,257	2,763,989	62,769
	JAPAN	42,284.03	177,962	8,163,117	191,413
	MALAYSIA	52,967.00	77,046	3,534,100	78,966
	MEXICO	26.21	635	29,127	641
	NETHERLANDS	48.03	870	39,907	887
	PEOPLE'S REPUBLIC OF CHINA	974,441.78	1,265,674	58,056,466	1,299,693
	REPUBLIC OF KOREA	149,568.64	270,528	12,409,119	279,231
	SINGAPORE	69,402.02	367,731	16,867,821	402,084
	SLOVAK REPUBLIC (SLOVAKIA)	42.48	15,708	720,526	16,782
	SPAIN	13,274.33	15,725	721,306	16,369
	SWITZERLAND	1,233.58	74,243	3,405,526	77,284
	TAIWAN (REP. OF CHINA)	2,816,805.72	1,958,901	89,854,789	2,045,141
	THAILAND	84,877.25	48,607	2,229,603	53,454
	TURKEY	30,018.41	93,332	4,281,139	99,974
	UK OF GREAT BRITAIN AND N. IRELAND	4,064.53	10,180	466,957	10,615
	UNITED STATES OF AMERICA	17,883.03	13,888	637,043	14,717
	VIETNAM	155,056.01	281,687	12,920,983	300,547
380992	Finishing agents, dye carriers to accelerate the dyeing or fixing of dyestuffs and other products and preparations, of a kind used in the paper or like industries	3,056,147.40	3,214,160	147,433,518	3,370,709

TABLE 8 - Continued

PSCC CODE	COMMODITY AND COUNTRY OF ORIGIN	GROSS WEIGHT (GK)	FOB VALUE		CIF
			DOLLARS	PESOS	DOLLARS
	AUSTRALIA	1,146.40	950	43,577	1,056
	HONG KONG, CHINA	59,013.09	134,383	6,164,148	140,528
	INDIA	1,944.22	1,871	85,823	1,923
	INDONESIA	245,887.31	220,337	10,106,858	229,295
	ITALY	80,231.58	61,706	2,830,454	65,936
	JAPAN	1,038,666.10	1,107,123	50,783,732	1,147,528
	NETHERLANDS	21,055.38	24,512	1,124,365	25,533
	PEOPLE'S REPUBLIC OF CHINA	227,510.18	298,857	13,708,571	311,893
	REPUBLIC OF KOREA	496,259.19	447,907	20,545,494	472,233
	SINGAPORE	29,059.44	106,459	4,883,274	114,219
	SWITZERLAND	7.91	594	27,247	611
	TAIWAN (REP. OF CHINA)	661,525.36	582,614	26,724,504	618,228
	THAILAND	183,663.69	206,381	9,466,696	221,007
	UNITED STATES OF AMERICA	10,073.37	20,305	931,390	20,552
	VIETNAM	104.18	161	7,385	167
380993	Finishing agents, dye carriers to accelerate the dyeing or fixing of dyestuffs and other products and preparations, of a kind used in the leather or like industries	106,308.56	220,302	10,105,254	235,715
	GERMANY	1,634.53	1,893	86,832	2,027
	HONG KONG, CHINA	636.17	322	14,770	373
	INDIA	14,559.44	25,518	1,170,511	27,144
	JAPAN	1,823.98	20,100	921,987	21,016
	NETHERLANDS	1,512.48	2,349	107,749	2,415
	PEOPLE'S REPUBLIC OF CHINA	10,918.67	19,586	898,410	24,530
	SINGAPORE	25,084.77	50,090	2,297,628	53,989
	SPAIN	11,722.46	34,732	1,593,157	35,737
	TAIWAN (REP. OF CHINA)	27,448.84	31,802	1,458,758	32,964
	UK OF GREAT BRITAIN AND N. IRELAND	10,967.22	33,910	1,555,452	35,520
3810	Pickling preparations for metal surfaces; fluxes and other auxiliary preparations for soldering, brazing or welding; soldering, brazing or welding powders and pastes consisting of metal and other materials; preparations of a kind used as cores or coatings for welding electrodes or rods.	4,066,046.72	35,392,214	1,623,440,856	38,265,537
381010	Pickling preparations for metal surfaces; soldering, brazing or welding powders and pastes consisting of metal and other materials	1,545,591.69	21,948,215	1,006,764,623	23,836,450
	AUSTRALIA	2,688.48	12,460	571,540	12,992
	CANADA	5.65	406	18,623	423
	DEMOCRATIC PEOPLE'S REP. OF KOREA	91,495.42	49,341	2,263,272	50,184
	FRANCE	3.17	161	7,385	193
	GERMANY	9,143.78	31,199	1,431,098	34,068
	GREECE	102,373.94	30,490	1,398,576	30,622
	HONG KONG, CHINA	26,846.65	225,689	10,352,354	243,595
	INDIA	138.25	11,272	517,047	12,499
	IRELAND	2.39	396	18,165	412
	ITALY	9,850.24	30,038	1,377,843	33,018
	JAPAN	234,488.40	6,362,738	291,858,792	7,031,336
	MALAYSIA	12,806.83	395,918	18,160,759	427,615
	PEOPLE'S REPUBLIC OF CHINA	183,080.37	472,691	21,682,336	521,761
	REPUBLIC OF KOREA	193,139.58	9,735,732	446,578,027	10,520,922
	ROMANIA	315.17	16,934	776,763	18,743
	SINGAPORE	257,013.90	2,015,731	92,461,581	2,185,220
	SOUTH AFRICA, REP. OF	2,506.12	14,348	658,143	14,460
	SPAIN	222,506.55	99,110	4,546,176	99,989
	SWITZERLAND	10.66	970	44,494	1,029
	TAIWAN (REP. OF CHINA)	90,217.43	833,238	38,220,627	909,501
	THAILAND	69,603.49	685,709	31,453,472	715,591
	UK OF GREAT BRITAIN AND N. IRELAND	14,475.05	203,698	9,343,627	211,041
	UNITED STATES OF AMERICA	22,880.17	719,946	33,023,923	761,236
381090	Fluxes and other auxiliary preparations for soldering, brazing or welding	2,520,455.03	13,443,999	616,676,233	14,429,087
	AUSTRALIA	106,982.66	221,495	10,159,976	236,431
	BELGIUM	23,104.83	163,596	7,504,149	175,453
	CANADA	49.06	3,392	155,591	4,039
	DEMOCRATIC PEOPLE'S REP. OF KOREA	338.91	17,004	779,973	18,965
	FRANCE	8,449.52	87,876	4,030,872	92,848

TABLE 8 - Continued

PSCC CODE	COMMODITY AND COUNTRY OF ORIGIN	GROSS WEIGHT (GK)	FOB VALUE		CIF
			DOLLARS	PESOS	DOLLARS
	GERMANY	467.17	2,232	102,382	2,294
	HONG KONG, CHINA	50,514.11	391,213	17,944,940	417,420
	INDIA	2,476.74	8,766	402,096	10,155
	INDONESIA	2,099.95	1,928	88,437	2,409
	JAPAN	546,894.46	5,241,773	240,440,128	5,667,061
	MALAYSIA	77,453.25	250,342	11,483,188	267,804
	NETHERLANDS	3,868.23	43,023	1,973,465	46,596
	NORWAY	1.33	132	6,055	136
	PEOPLE'S REPUBLIC OF CHINA	1,216,888.44	1,153,607	52,915,953	1,219,599
	REPUBLIC OF KOREA	85,074.23	3,123,582	143,278,706	3,336,682
	ROMANIA	720.99	31,412	1,440,868	32,408
	SINGAPORE	175,068.79	1,648,435	75,613,713	1,751,551
	SPAIN	13,922.28	251,261	11,525,342	271,341
	TAIWAN (REP. OF CHINA)	113,014.45	299,175	13,723,157	313,285
	THAILAND	73,687.76	132,260	6,066,766	146,019
	UK OF GREAT BRITAIN AND N. IRELAND	70.97	2,889	132,518	3,303
	UNITED STATES OF AMERICA	13,443.56	368,472	16,901,811	413,150
	VIETNAM	5,863.34	134	6,147	138
3811	Anti-knock preparations, oxidation inhibitors, gum inhibitors, viscosity improvers, anti-corrosive preparations and other prepared additives, for mineral oils (including gasoline) or for other liquids used for the same purposes as mineral oils.	12,245,462.13	40,289,863	1,848,096,016	42,298,470
381111	Anti-knock preparations, based on lead compounds	34,089.93	372,296	17,077,217	397,513
	JAPAN	1,832.08	3,421	156,921	3,655
	MALAYSIA	31,798.71	362,462	16,626,132	387,261
	SINGAPORE	459.14	6,413	294,164	6,597
381119	Other anti-knock preparations	731,423.82	3,176,391	145,701,055	3,270,065
	BELGIUM	107.67	3,231	148,206	3,240
	DENMARK	3.55	47	2,156	51
	FRANCE	113.22	1,900	87,153	2,516
	GERMANY	0.41	146	6,697	187
	HONG KONG, CHINA	8,898.77	351,106	16,105,232	362,580
	INDIA	303,063.24	1,188,115	54,498,835	1,209,667
	INDONESIA	18,033.36	30,518	1,399,861	30,593
	JAPAN	2,892.50	5,569	255,450	6,521
	PEOPLE'S REPUBLIC OF CHINA	3,658.99	141,463	6,488,908	143,243
	SINGAPORE	18,950.19	269,213	12,348,800	277,561
	SWITZERLAND	9.22	101	4,633	121
	THAILAND	38,073.43	153,798	7,054,714	160,097
	UK OF GREAT BRITAIN AND N. IRELAND	223,902.15	904,453	41,487,259	933,886
	UNITED STATES OF AMERICA	113,717.12	126,731	5,813,151	139,802
381121	Additives for lubricating oils, containing petroleum oils or oils obtained from bituminous minerals	7,554,018.72	24,740,003	1,134,823,938	26,111,856
	BRAZIL	6,817.48	12,896	591,540	13,231
	DENMARK	52,404.70	228,434	10,478,268	237,505
	FRANCE	680.03	5,957	273,248	6,492
	GERMANY	96,124.55	464,039	21,285,469	480,114
	HONG KONG, CHINA	3,572.81	28,999	1,330,184	30,606
	INDIA	782,832.41	3,018,072	138,438,963	3,211,184
	ISRAEL	251.94	528	24,219	602
	ITALY	17,626.57	75,847	3,479,102	84,533
	JAPAN	75,320.43	191,454	8,781,995	202,226
	MALAYSIA	62,222.55	456,945	20,960,067	480,995
	REPUBLIC OF KOREA	622,790.15	542,563	24,887,365	558,462
	SINGAPORE	4,194,701.53	13,483,098	618,469,705	14,220,949
	SOUTH AFRICA, REP. OF	17,743.61	28,788	1,320,506	29,670
	SPAIN	48,431.20	22,704	1,041,432	22,778
	SWEDEN	11,389.87	101,069	4,636,035	118,700
	THAILAND	31,783.17	84,695	3,884,960	87,826
	UK OF GREAT BRITAIN AND N. IRELAND	941,176.67	3,193,183	146,471,304	3,389,423
	UNITED ARAB EMIRATES, N.E.S.	44,190.35	161,235	7,395,849	165,704
	UNITED STATES OF AMERICA	541,648.49	2,635,823	120,905,201	2,767,173
	VIETNAM	2,310.21	3,674	168,526	3,683
381129	Other additives for lubricating oils	823,066.40	3,455,033	158,482,363	3,587,298
	BELGIUM	1,592.10	7,194	329,989	7,936

TABLE 8 - Continued

PSCC CODE	COMMODITY AND COUNTRY OF ORIGIN	GROSS WEIGHT (GK)	FOB VALUE		CIF
			DOLLARS	PESOS	DOLLARS
	CANADA	33,782.51	156,210	7,165,353	160,629
	FRANCE	12,067.13	29,741	1,364,220	30,423
	GERMANY	786.59	4,175	191,507	4,308
	INDIA	2,259.19	28,697	1,316,331	33,702
	ITALY	342,957.09	1,155,399	52,998,152	1,213,162
	JAPAN	31.12	1,022	46,879	1,093
	MALAYSIA	3,300.66	5,480	251,368	5,985
	NETHERLANDS	159,225.16	728,484	33,415,561	751,588
	PEOPLE'S REPUBLIC OF CHINA	40,871.03	137,628	6,312,996	141,542
	REPUBLIC OF KOREA	818.71	10,158	465,947	10,656
	SINGAPORE	109,884.54	636,090	29,177,448	658,802
	TAIWAN (REP. OF CHINA)	2,875.47	60,214	2,762,016	61,870
	UK OF GREAT BRITAIN AND N. IRELAND	95,473.78	435,435	19,973,403	445,621
	UNITED ARAB EMIRATES, N.E.S.	32.24	103	4,725	123
	UNITED STATES OF AMERICA	17,109.08	59,003	2,706,468	59,858
381190	Other additives oils, n.e.s. for mineral oils or for liquids used for the same purposes as mineral oils	3,102,863.26	8,546,140	392,011,443	8,931,738
	AUSTRALIA	213.88	23,114	1,060,239	24,660
	DENMARK	24.56	493	22,614	862
	FRANCE	222,763.44	655,232	30,055,492	683,851
	GERMANY	54,679.08	138,529	6,354,325	146,125
	HONG KONG, CHINA	1,954.16	13,409	615,071	13,998
	INDIA	350,822.13	754,538	34,610,657	774,172
	INDONESIA	52,462.22	233,505	10,710,875	241,852
	ITALY	94.77	738	33,852	768
	JAPAN	20,726.12	163,911	7,518,597	182,476
	MALAYSIA	68,916.25	305,111	13,995,441	330,954
	MEXICO	1,118.21	9,240	423,839	9,250
	NETHERLANDS	20,481.99	39,695	1,820,810	40,830
	NORWAY	46.54	308	14,128	728
	PEOPLE'S REPUBLIC OF CHINA	77,613.94	128,157	5,878,561	135,533
	REPUBLIC OF KOREA	7,701.35	26,143	1,199,180	26,492
	SINGAPORE	1,283,180.70	4,255,504	195,199,969	4,441,614
	SWEDEN	3,687.57	14,811	679,381	17,136
	TAIWAN (REP. OF CHINA)	56,819.05	95,824	4,395,447	98,749
	THAILAND	161,128.79	368,214	16,889,977	377,633
	UK OF GREAT BRITAIN AND N. IRELAND	233,649.04	519,035	23,808,136	532,886
	UNITED ARAB EMIRATES, N.E.S.	313,733.98	156,133	7,161,821	166,915
	UNITED STATES OF AMERICA	171,045.49	644,496	29,563,031	684,254
3812	Prepared rubber accelerators; compound plasticisers for rubber or plastics, not elsewhere specified or included; anti-oxidising preparations and other compound stabilisers for rubber or plastics.	9,390,326.25	21,452,440	984,023,425	22,391,116
381210	Prepared rubber accelerators	1,514,659.77	3,390,887	155,539,986	3,561,212
	GERMANY	12.99	2,360	108,253	2,439
	IRAN, ISLAMIC REP. OF	28,863.91	29,243	1,341,376	29,351
	JAPAN	243,210.11	1,297,528	59,517,609	1,367,067
	LATVIA (LATVIAN SOVIET SOCIALIST REP.)	92,941.88	29,368	1,347,110	34,746
	MALAYSIA	140,355.56	262,902	12,059,315	278,657
	NETHERLANDS	117,027.24	38,715	1,775,857	45,182
	PEOPLE'S REPUBLIC OF CHINA	661,182.44	1,522,986	69,859,368	1,591,029
	TAIWAN (REP. OF CHINA)	230,556.69	203,802	9,348,398	208,595
	UNITED STATES OF AMERICA	508.95	3,983	182,700	4,146
381220	Compound plasticisers for rubber or plastics	907,199.33	2,081,330	95,470,609	2,207,871
	AUSTRALIA	401.50	2,517	115,455	2,589
	GERMANY	183,198.19	329,092	15,095,450	350,555
	HONG KONG, CHINA	33.30	1,963	90,043	2,030
	JAPAN	208,550.52	1,002,478	45,983,666	1,058,711
	MALAYSIA	9,433.08	24,944	1,144,181	26,163
	NETHERLANDS	17,365.22	27,450	1,259,132	28,224
	PEOPLE'S REPUBLIC OF CHINA	87,010.16	237,779	10,906,923	251,142
	REPUBLIC OF KOREA	251,818.96	200,496	9,196,752	215,098
	SINGAPORE	57,256.77	53,450	2,451,752	58,532
	TAIWAN (REP. OF CHINA)	40,536.15	50,907	2,335,104	51,383
	THAILAND	27,367.48	92,057	4,222,655	102,619
	UNITED STATES OF AMERICA	13,977.80	27,543	1,263,397	28,073
	VIETNAM	10,250.20	30,654	1,406,099	32,752

TABLE 8 - Continued

PSCC CODE	COMMODITY AND COUNTRY OF ORIGIN	GROSS WEIGHT (GK)	FOB VALUE		CIF
			DOLLARS	PESOS	DOLLARS
381230	Anti-oxidising preparations and other compound stabilisers for rubber or plastics	6,968,467.15	15,980,223	733,012,830	16,622,033
	AUSTRALIA	27,946.31	40,493	1,857,414	42,909
	AUSTRIA	518,423.74	1,322,288	60,653,351	1,422,338
	BELGIUM	102.44	1,774	81,373	1,896
	DENMARK	859.76	1,213	55,640	1,296
	FRANCE	2,165.27	4,378	200,819	4,407
	GERMANY	37,544.16	177,927	8,161,512	192,631
	GUAM	266.13	574	26,329	596
	HONG KONG, CHINA	7,434.16	50,997	2,339,233	54,492
	INDIA	114,067.22	264,961	12,153,761	271,803
	INDONESIA	12,788.87	12,053	552,871	12,786
	ITALY	22,388.39	296,743	13,611,601	304,432
	JAPAN	842,189.45	3,288,420	150,839,825	3,403,985
	MALAYSIA	829,022.30	2,094,091	96,055,955	2,173,434
	PEOPLE'S REPUBLIC OF CHINA	1,434,752.73	3,495,422	160,335,007	3,629,728
	REPUBLIC OF KOREA	325,898.74	1,180,307	54,140,683	1,215,049
	SINGAPORE	147,438.14	413,140	18,950,732	435,716
	SWITZERLAND	45.63	1,193	54,723	1,292
	TAIWAN (REP. OF CHINA)	1,668,660.76	1,264,759	58,014,495	1,300,523
	THAILAND	700,276.99	1,455,357	66,757,225	1,518,065
	UK OF GREAT BRITAIN AND N. IRELAND	558.32	908	41,650	1,039
	UNITED ARAB EMIRATES, N.E.S.	158,913.56	87,106	3,995,552	87,402
	UNITED STATES OF AMERICA	101,563.43	471,377	21,622,063	487,710
	VIETNAM	15,160.65	54,742	2,511,016	58,504
3813	Preparations and charges for fire-extinguishers; charged fire-extinguishing grenades.	2,154,401.75	1,213,663	55,670,721	1,278,336
381300	Preparations and charges for fire-extinguishers; charged fire-extinguishers grenades	2,154,401.75	1,213,663	55,670,721	1,278,336
	AUSTRIA	3,239.45	11,355	520,854	17,051
	HONG KONG, CHINA	22.84	1,137	52,154	1,169
	INDIA	194,055.60	136,044	6,240,338	139,756
	ISRAEL	309.58	4,242	194,581	4,806
	ITALY	5,309.00	19,799	908,180	20,343
	JAPAN	102,697.90	32,225	1,478,161	34,722
	MALAYSIA	4,932.22	5,104	234,120	5,353
	PEOPLE'S REPUBLIC OF CHINA	1,808,190.73	791,824	36,320,967	824,586
	REPUBLIC OF KOREA	170.21	437	20,045	451
	SINGAPORE	16,531.38	123,300	5,655,771	127,157
	UK OF GREAT BRITAIN AND N. IRELAND	3,370.39	14,461	663,326	15,526
	UNITED ARAB EMIRATES, N.E.S.	1,444.17	6,720	308,246	7,141
	UNITED STATES OF AMERICA	14,128.28	67,015	3,073,978	80,275
3814	Organic composite solvents and thinners, not elsewhere specified or included; prepared paint or varnish removers.	3,801,735.57	10,312,074	473,014,832	11,005,587
381400	Organic composite solvents and thinners, not elsewhere specified or included; prepared paint or varnish removers	3,801,735.57	10,312,074	473,014,832	11,005,587
	AUSTRALIA	6,366.30	16,440	754,103	17,143
	AUSTRIA	5.15	378	17,339	403
	BAHRAIN	43.15	110	5,046	114
	BELGIUM	26,889.07	43,094	1,976,722	46,135
	CANADA	19,968.95	114,569	5,255,280	121,196
	DEMOCRATIC PEOPLE'S REP. OF KOREA	15,185.04	16,856	773,184	17,942
	FRANCE	13,519.39	60,534	2,776,695	66,282
	GEORGIA	2,255.61	6,670	305,953	7,136
	GERMANY	33,200.72	88,163	4,044,036	98,246
	GREECE	51.01	624	28,623	643
	HONG KONG, CHINA	72,624.17	282,299	12,949,055	303,420
	INDIA	3,950.19	8,240	377,969	8,482
	INDONESIA	4,730.11	5,539	254,074	6,085
	ISRAEL	4.43	93	4,266	146
	ITALY	10,268.85	26,668	1,223,261	31,205
	JAPAN	721,876.41	4,879,436	223,819,729	5,188,300
	LIECHTENSTEIN	0.85	68	3,119	73
	MALAYSIA	23,976.44	55,734	2,556,518	60,836
	NETHERLANDS	475.21	7,457	342,052	7,952
	NEW ZEALAND	15.48	65	2,982	68

TABLE 8 - Continued

PSCC CODE	COMMODITY AND COUNTRY OF ORIGIN	GROSS WEIGHT (GK)	FOB VALUE		CIF DOLLARS
			DOLLARS	PESOS	
	PEOPLE'S REPUBLIC OF CHINA	177,472.91	754,674	34,616,896	790,484
	PUERTO RICO	24.34	452	20,733	452
	REPUBLIC OF KOREA	647,309.15	634,819	29,119,147	682,794
	SINGAPORE	1,375,109.47	1,631,155	74,821,080	1,733,556
	SPAIN	39.41	1,408	64,585	1,688
	SWEDEN	2,838.62	4,478	205,406	4,537
	SWITZERLAND	110.97	2,612	119,812	2,702
	TAIWAN (REP. OF CHINA)	429,512.75	478,913	21,967,740	501,885
	THAILAND	20,912.64	89,290	4,095,732	101,871
	UK OF GREAT BRITAIN AND N. IRELAND	23,194.81	313,072	14,360,612	343,112
	UNITED ARAB EMIRATES, N.E.S.	4,916.41	10,463	479,938	11,193
	UNITED STATES OF AMERICA	156,951.61	660,762	30,309,153	729,635
	VIETNAM	7,935.95	116,939	5,363,992	119,871
3815	Reaction initiators, reaction accelerators and catalytic preparations, not elsewhere specified or included.	1,617,681.18	16,956,323	777,786,538	17,683,762
381511	Supported catalysts with nickel or nickel compounds as the active substance	17,660.89	306,738	14,070,072	316,583
	INDIA	11,379.46	109,949	5,043,361	115,018
	JAPAN	6,281.43	196,789	9,026,711	201,565
381512	Supported catalysts with precious metal or precious metal compounds as the active substance	12,746.21	853,330	39,142,247	874,620
	UNITED STATES OF AMERICA	12,746.21	853,330	39,142,247	874,620
381519	Other supported catalysts	968,708.45	10,535,604	483,268,157	10,823,940
	BELGIUM	369.13	17,110	784,836	18,178
	FRANCE	24,181.78	372,322	17,078,410	375,171
	JAPAN	36,389.62	364,982	16,741,724	381,858
	LUXEMBOURG	238.73	6,416	294,302	6,863
	PEOPLE'S REPUBLIC OF CHINA	8,840.29	511,742	23,473,606	532,052
	REPUBLIC OF KOREA	5,393.42	116,171	5,328,764	119,252
	SINGAPORE	8,060.62	163,680	7,508,002	170,737
	SWITZERLAND	10.79	3,393	155,637	3,608
	TAIWAN (REP. OF CHINA)	13,916.37	9,084	416,683	9,341
	UK OF GREAT BRITAIN AND N. IRELAND	8,416.38	88,072	4,039,863	91,677
	UNITED STATES OF AMERICA	862,891.32	8,882,632	407,446,330	9,115,203
381590	Other reaction initiators, reaction accelerators and catalytic preparations, not elsewhere specified or included	618,565.63	5,260,651	241,306,062	5,668,619
	AUSTRALIA	403.65	9,181	421,132	10,862
	BELGIUM	1.67	50	2,294	54
	DENMARK	30,531.54	468,084	21,471,013	676,130
	FRANCE	1,930.09	21,036	964,921	21,897
	GERMANY	61,782.73	52,714	2,417,992	58,043
	HONG KONG, CHINA	1,760.29	25,240	1,157,759	27,098
	INDIA	583.90	2,802	128,528	2,881
	ITALY	94.82	12,156	557,596	13,371
	JAPAN	62,604.65	2,569,357	117,856,406	2,656,622
	MALAYSIA	48,197.70	179,376	8,227,977	187,010
	PEOPLE'S REPUBLIC OF CHINA	47,384.41	229,651	10,534,092	246,770
	REPUBLIC OF KOREA	3,478.33	2,087	95,731	2,275
	SINGAPORE	7,696.35	101,070	4,636,080	109,241
	SWEDEN	1,995.55	84,705	3,885,418	90,501
	SWITZERLAND	101.78	2,162	99,171	2,252
	TAIWAN (REP. OF CHINA)	4,520.24	13,482	618,420	14,076
	THAILAND	17.59	67	3,073	115
	UK OF GREAT BRITAIN AND N. IRELAND	292.37	22,767	1,044,322	23,519
	UNITED STATES OF AMERICA	345,187.97	1,464,664	67,184,137	1,525,902
3816	Refractory cements, mortars, concretes and similar compositions, other than products of heading 38.01.	15,957,968.84	8,068,579	370,105,719	8,909,501
381600	Refractory cements, mortars, concretes and similar compositions, other than products of heading No. 38.01	15,957,968.84	8,068,579	370,105,719	8,909,501
	AUSTRALIA	281,305.72	97,833	4,487,600	110,299
	AUSTRIA	450,232.19	214,896	9,857,280	220,675
	BELGIUM	3,401.01	4,414	202,470	6,148

TABLE 8 - Continued

PSCC CODE	COMMODITY AND COUNTRY OF ORIGIN	GROSS WEIGHT (GK)	FOB VALUE		CIF
			DOLLARS	PESOS	DOLLARS
	DENMARK	106,733.45	43,475	1,994,199	47,321
	FRANCE	873.46	3,000	137,610	6,066
	GERMANY	269,332.49	246,231	11,294,616	254,398
	INDIA	1,020,380.01	378,579	17,365,419	401,251
	INDONESIA	137,911.38	47,931	2,198,595	49,983
	JAPAN	108,151.31	288,552	13,235,880	317,965
	MALAYSIA	727,189.63	563,523	25,848,800	597,717
	PEOPLE'S REPUBLIC OF CHINA	9,374,487.53	3,760,292	172,484,594	4,063,534
	REPUBLIC OF KOREA	53,340.58	61,598	2,825,500	356,889
	SINGAPORE	425,752.24	403,243	18,496,756	413,939
	SLOVENIA	4,942.10	9,024	413,931	10,124
	SOUTH AFRICA, REP. OF	331.37	4,241	194,535	4,380
	SPAIN	20,102.24	30,689	1,407,705	33,748
	SWEDEN	866.88	1,239	56,833	1,248
	TAIWAN (REP. OF CHINA)	2,214,191.97	1,329,768	60,996,458	1,387,365
	THAILAND	598,748.99	331,095	15,187,327	349,105
	UK OF GREAT BRITAIN AND N. IRELAND	44,361.50	56,121	2,574,270	56,683
	UNITED ARAB EMIRATES, N.E.S.	1,611.91	9,712	445,489	23,433
	UNITED STATES OF AMERICA	113,285.02	182,535	8,372,880	196,621
	VIETNAM	435.86	588	26,972	609
3817	Mixed alkylbenzenes and mixed alkylnaphthalenes, other than those of heading 27.07 or 29.02.	54,841,885.52	52,812,873	2,422,526,484	54,458,301
381700	Mixed alkylbenzenes and mixed alkylnaphthalenes, other than those of heading 27.07 or 29.02	54,841,885.52	52,812,873	2,422,526,484	54,458,301
	PEOPLE'S REPUBLIC OF CHINA	14,082,829.63	18,029,898	827,031,421	18,485,440
	REPUBLIC OF KOREA	12,299,200.19	13,439,793	616,483,305	14,032,210
	SINGAPORE	5,787.28	20,976	962,169	22,349
	TAIWAN (REP. OF CHINA)	28,454,068.42	21,322,206	978,049,589	21,918,302
3818	Chemical elements doped for use in electronics, in the form of discs, wafers or similar forms; chemical compounds doped for use in electronics.	3,085,766.20	52,951,244	2,428,873,562	57,422,966
381800	Chemical elements doped for use in electronics, in the form of discs, wafers or similar forms; chemical compounds doped for used in electronics	3,085,766.20	52,951,244	2,428,873,562	57,422,966
	AUSTRALIA	3,602.51	14,320	656,858	16,729
	BELGIUM	22.61	1,824	83,667	2,064
	CANADA	20.00	1,428	65,503	1,769
	DENMARK	70.77	1,005	46,099	1,321
	FRANCE	12,519.87	237,528	10,895,410	258,975
	GERMANY	6,607.42	184,059	8,442,787	230,946
	HONG KONG, CHINA	29,806.86	1,108,341	50,839,602	1,233,320
	INDIA	12,777.52	15,628	716,856	16,086
	ITALY	19,366.10	193,690	8,884,560	199,712
	JAPAN	770,030.62	23,556,510	1,080,537,113	25,284,207
	LIECHTENSTEIN	0.36	149	6,835	193
	MALAYSIA	16,642.12	55,479	2,544,822	60,297
	MEXICO	47,529.31	188,939	8,666,632	201,562
	NORFOLK ISLAND	45,782.57	225,970	10,365,244	225,970
	PEOPLE'S REPUBLIC OF CHINA	163,368.19	3,918,774	179,754,163	4,155,397
	PUERTO RICO	4.35	1,566	71,832	1,566
	REPUBLIC OF KOREA	320,143.58	4,275,843	196,132,919	4,775,280
	SINGAPORE	1,036,922.15	3,355,320	153,908,528	3,626,150
	SPAIN	0.83	1,743	79,951	1,862
	SWITZERLAND	491.83	51,211	2,349,049	55,131
	TAIWAN (REP. OF CHINA)	103,220.56	933,966	42,841,020	1,037,169
	THAILAND	119,518.44	726,244	33,312,812	800,838
	UK OF GREAT BRITAIN AND N. IRELAND	40,058.68	241,931	11,097,375	253,231
	UNITED STATES OF AMERICA	336,982.41	13,598,208	623,749,801	14,912,547
	VIETNAM	276.54	61,568	2,824,124	70,644
3819	Hydraulic brake fluids and other prepared liquids for hydraulic transmission, not containing or containing less than 70% by weight of petroleum oils or oils obtained from bituminous minerals.	4,848,600.42	6,434,616	295,155,837	6,924,414

TABLE 8 - Continued

PSCC CODE	COMMODITY AND COUNTRY OF ORIGIN	GROSS WEIGHT (GK)	FOB VALUE		CIF
			DOLLARS	PESOS	DOLLARS
381900	Hydraulic brake fluids and other prepared liquids for hydraulic transmission, not containing or containing less than 70% by weight of petroleum oils or oils obtained from bituminous minerals	4,848,600.42	6,434,616	295,155,837	6,924,414
	AUSTRALIA	533.25	3,629	166,462	3,733
	BELGIUM	2,959.91	72,403	3,321,126	72,918
	FRANCE	94.54	1,589	72,887	1,633
	GERMANY	8,081.63	13,610	624,291	14,815
	HONG KONG, CHINA	134.02	1,838	84,309	1,838
	INDIA	542,835.52	761,543	34,931,978	807,572
	INDONESIA	98,350.02	43,777	2,008,051	46,346
	JAPAN	72,243.64	331,133	15,189,070	355,382
	MALAYSIA	4,103.86	20,929	960,013	22,675
	MEXICO	138,538.58	223,606	10,256,807	230,345
	PEOPLE'S REPUBLIC OF CHINA	35,400.55	68,161	3,126,545	71,565
	REPUBLIC OF KOREA	30,281.02	45,257	2,075,939	48,554
	SINGAPORE	1,521,680.27	1,179,318	54,095,317	1,305,837
	SWEDEN	41.65	494	22,660	528
	TAIWAN (REP. OF CHINA)	3,570.32	7,248	332,466	8,134
	THAILAND	31,321.53	54,818	2,514,502	57,360
	UK OF GREAT BRITAIN AND N. IRELAND	180,122.76	421,484	19,333,471	462,498
	UNITED ARAB EMIRATES, N.E.S.	2,670.33	5,092	233,570	5,150
	UNITED STATES OF AMERICA	2,175,637.02	3,178,687	145,806,373	3,407,531
3820	Anti-freezing preparations and prepared de-icing fluids.	1,785,990.09	3,852,781	176,727,065	4,033,466
382000	Anti-freezing preparations and prepared de-icing fluids	1,785,990.09	3,852,781	176,727,065	4,033,466
	AUSTRALIA	17,191.77	48,614	2,229,924	48,793
	BELGIUM	79.14	1,784	81,832	2,058
	CANADA	7,550.84	3,489	160,040	4,087
	DENMARK	90.09	661	30,320	688
	GERMANY	16,522.63	51,308	2,353,498	52,815
	HONG KONG, CHINA	0.40	34	1,560	36
	INDIA	55,416.71	86,427	3,964,406	88,981
	INDONESIA	537,119.47	842,753	38,657,080	880,606
	JAPAN	215,072.30	1,372,297	62,947,263	1,419,091
	MALAYSIA	116,672.51	272,675	12,507,602	296,003
	NETHERLANDS	334.88	393	18,027	411
	PEOPLE'S REPUBLIC OF CHINA	138,304.32	111,285	5,104,643	119,048
	REPUBLIC OF KOREA	14,945.00	40,793	1,871,175	42,742
	SINGAPORE	178,795.86	411,919	18,894,725	432,345
	SPAIN	52.32	303	13,899	335
	SWEDEN	1,160.91	3,749	171,967	4,142
	TAIWAN (REP. OF CHINA)	18,840.62	50,649	2,323,270	51,565
	THAILAND	107,085.40	110,870	5,085,607	121,695
	UK OF GREAT BRITAIN AND N. IRELAND	115.41	3,130	143,573	3,831
	UNITED ARAB EMIRATES, N.E.S.	6,472.63	24,832	1,139,044	25,028
	UNITED STATES OF AMERICA	354,166.88	414,816	19,027,610	439,166
3821	Prepared culture media for development of micro-organisms.	357,445.71	3,793,185	173,993,397	3,966,608
382100	Prepared culture media for development of microorganisms	357,445.71	3,793,185	173,993,397	3,966,608
	AUSTRALIA	12.98	1,983	90,960	2,352
	CANADA	20.30	6,276	287,880	6,288
	DENMARK	31.14	1,008	46,237	1,258
	FINLAND	4.40	287	13,165	297
	FRANCE	1,749.91	134,405	6,165,157	138,677
	GERMANY	80,743.02	588,533	26,996,009	616,951
	HONG KONG, CHINA	35.64	4,459	204,534	4,529
	INDIA	214,511.58	98,949	4,538,791	105,738
	IRELAND	4.04	2,909	133,436	2,991
	ITALY	182.94	5,325	244,258	6,362
	MALAYSIA	896.13	19,659	901,758	31,795
	PEOPLE'S REPUBLIC OF CHINA	121.77	3,321	152,334	3,720
	REPUBLIC OF KOREA	6.76	425	19,495	608
	SINGAPORE	21,659.90	1,260,255	57,807,897	1,305,356
	SPAIN	3,817.10	120,396	5,522,565	127,040
	SWEDEN	61.83	16,635	763,047	17,772
	SWITZERLAND	42.73	3,663	168,022	4,780
	UK OF GREAT BRITAIN AND N. IRELAND	15,431.48	216,387	9,925,672	221,108
	UNITED STATES OF AMERICA	18,112.06	1,308,310	60,012,180	1,368,986

TABLE 8 - Continued

PSCC CODE	COMMODITY AND COUNTRY OF ORIGIN	GROSS WEIGHT (GK)	FOB VALUE		CIF
			DOLLARS	PESOS	DOLLARS
3822	Diagnostic or laboratory reagents on a backing, prepared diagnostic or laboratory reagents whether or not on a backing, other than those of heading 30.02 or 30.06; certified reference materials.	5,380,008.91	82,583,292	3,788,095,599	87,490,292
382200	Diagnostic or laboratory reagents on a backing and prepared diagnostic or laboratory reagents whether or not on a backing, other than those of heading No. 30.02 or 30.06	5,380,008.91	82,583,292	3,788,095,599	87,490,292
	ARGENTINA	18.17	1,092	50,090	1,109
	AUSTRALIA	13,521.55	69,774	3,200,533	76,189
	AUSTRIA	239.56	32,960	1,511,875	37,376
	BELGIUM	63,336.70	647,720	29,710,916	682,067
	BRAZIL	668.26	15,358	704,471	20,972
	CANADA	778.20	134,523	6,170,570	139,975
	CHILE	48,896.55	35,151	1,612,376	36,591
	CZECH REPUBLIC (CZECHOSLOVAKIA)	4,404.96	140,958	6,465,743	168,121
	DENMARK	3,400.13	158,740	7,281,404	169,091
	EGYPT ARAB REPUBLIC	381.56	6,119	280,679	7,096
	FINLAND	8,767.07	3,716,671	170,483,699	3,887,592
	FRANCE	280,837.02	7,197,775	330,161,940	7,658,117
	GERMANY	394,029.43	20,001,816	917,483,300	21,038,020
	GREECE	18.33	1,906	87,428	2,036
	HONG KONG, CHINA	202,243.74	966,004	44,310,603	1,028,120
	HUNGARY	26.60	457	20,963	478
	INDIA	48,087.01	598,854	27,469,432	629,536
	INDONESIA	41,142.72	505,230	23,174,900	562,722
	IRELAND	5,712.91	1,522,075	69,817,580	1,622,294
	ISRAEL	727.19	123,493	5,664,624	140,768
	ITALY	18,425.82	898,692	41,223,002	945,335
	JAPAN	497,940.50	4,503,337	206,568,068	4,787,662
	MALAYSIA	114,092.66	190,115	8,720,575	211,812
	NETHERLANDS	7,805.52	236,005	10,825,549	257,262
	NEW ZEALAND	14.16	1,609	73,805	1,719
	NORWAY	1,723.37	141,711	6,500,284	147,517
	PEOPLE'S REPUBLIC OF CHINA	1,666,541.64	4,323,729	198,329,450	4,537,925
	POLAND	6,995.44	44,891	2,059,150	54,300
	REPUBLIC OF KOREA	381,093.13	2,469,876	113,293,212	2,631,687
	SAUDI ARABIA	915.73	10,393	476,727	12,543
	SERBIA	0.83	175	8,027	403
	SINGAPORE	501,687.98	11,103,684	509,325,984	11,697,420
	SLOVAK REPUBLIC (SLOVAKIA)	0.88	35	1,605	106
	SLOVENIA	32.55	7,159	328,383	7,829
	SOUTH AFRICA, REP. OF	1,391.78	61,355	2,814,354	65,662
	SPAIN	42,127.81	654,623	30,027,557	708,712
	SWEDEN	23,480.68	828,675	38,011,322	862,805
	SWITZERLAND	65,002.84	2,959,786	135,765,384	3,105,791
	TAIWAN (REP. OF CHINA)	103,615.65	531,576	24,383,391	563,583
	THAILAND	359,475.71	497,169	22,805,142	546,702
	TURKEY	234.44	2,077	95,272	2,205
	UK OF GREAT BRITAIN AND N. IRELAND	25,978.63	2,975,275	136,475,864	3,151,418
	UKRAINE (UKRAINIAN S.S.R.)	91.83	4,826	221,369	5,504
	UNITED ARAB EMIRATES, N.E.S.	74,262.85	164,274	7,535,248	171,002
	UNITED STATES OF AMERICA	369,819.28	14,094,671	646,522,558	15,104,220
	VIETNAM	19.54	898	41,191	898
3823	Industrial monocarboxylic fatty acids; acid oils from refining; industrial fatty alcohols.	13,895,091.78	12,521,999	574,384,096	13,115,225
382311	Stearic acid	3,505,009.01	2,919,994	133,940,125	3,047,359
	BELGIUM	182.76	260	11,926	285
	INDIA	33,322.11	44,126	2,024,060	47,912
	INDONESIA	2,734,184.84	2,222,514	101,946,717	2,318,972
	JAPAN	104.12	394	18,073	424
	MALAYSIA	558,560.29	432,673	19,846,711	451,496
	PEOPLE'S REPUBLIC OF CHINA	173,763.64	166,035	7,616,025	173,443
	UNITED STATES OF AMERICA	4,891.25	53,992	2,476,613	54,827
382312	Oleic acid	58,333.50	61,863	2,837,655	64,640
	INDONESIA	11,696.94	12,536	575,026	12,561
	MALAYSIA	40,972.88	41,720	1,913,696	44,161

TABLE 8 - Continued

PSCC CODE	COMMODITY AND COUNTRY OF ORIGIN	GROSS WEIGHT (GK)	FOB VALUE		CIF
			DOLLARS	PESOS	DOLLARS
	THAILAND	5,663.68	7,607	348,933	7,918
382313	Tall oil fatty acids	2,886,862.40	2,314,085	106,147,080	2,390,253
	GERMANY	659.68	1,356	62,200	1,448
	INDONESIA	1,185,980.72	917,018	42,063,616	945,271
	JAPAN	2,729.84	8,800	403,656	9,050
	MALAYSIA	1,548,718.71	1,225,184	56,199,190	1,265,164
	REPUBLIC OF KOREA	100,083.10	101,073	4,636,219	102,304
	THAILAND	6,722.11	20,663	947,812	21,232
	UNITED STATES OF AMERICA	41,968.24	39,991	1,834,387	45,784
382319	Other industrial monocarboxylic fatty acids; acid oils from refining	3,449,358.35	3,041,410	139,509,478	3,215,230
	BELGIUM	72.67	94	4,312	110
	GERMANY	864.65	3,568	163,664	3,892
	HONG KONG, CHINA	234,284.05	158,407	7,266,129	169,244
	INDONESIA	1,207,080.62	844,648	38,744,004	894,178
	ITALY	2,682.63	35,792	1,641,779	37,019
	JAPAN	58,497.59	68,594	3,146,407	72,568
	MALAYSIA	1,418,345.34	1,180,058	54,129,261	1,253,226
	PEOPLE'S REPUBLIC OF CHINA	370,372.74	422,117	19,362,507	440,080
	REPUBLIC OF KOREA	42,743.12	56,394	2,586,793	58,213
	SINGAPORE	2,954.17	20,068	920,519	20,400
	SPAIN	27.97	2,156	98,896	2,244
	TAIWAN (REP. OF CHINA)	1,481.12	1,415	64,906	1,417
	THAILAND	80,988.22	32,237	1,478,711	32,300
	UNITED STATES OF AMERICA	28,963.46	215,862	9,901,590	230,339
382370	Industrial fatty alcohols	3,995,528.52	4,184,647	191,949,758	4,397,743
	AUSTRALIA	167.80	3,290	150,912	3,451
	FRANCE	17.58	156	7,156	720
	GERMANY	1,094.06	4,757	218,204	11,018
	INDIA	14,486.72	30,039	1,377,889	32,036
	INDONESIA	1,844,608.88	1,691,446	77,586,628	1,786,153
	JAPAN	10,534.21	40,427	1,854,386	42,231
	MALAYSIA	1,574,073.83	1,779,912	81,644,563	1,873,777
	PEOPLE'S REPUBLIC OF CHINA	27,805.64	51,671	2,370,149	52,490
	REPUBLIC OF KOREA	83.25	572	26,238	609
	SINGAPORE	19,532.20	61,863	2,837,656	63,603
	THAILAND	406,404.43	420,122	19,270,996	430,729
	UK OF GREAT BRITAIN AND N. IRELAND	800.62	1,447	66,374	1,456
	UNITED STATES OF AMERICA	95,919.30	98,945	4,538,607	99,470
3824	Prepared binders for foundry moulds or cores; chemical products and preparations of the chemical or allied industries (including those consisting of mixtures of natural products), not elsewhere specified or included.	101,994,656.73	115,831,410	5,313,186,777	122,039,164
382410	Prepared binders for foundry moulds or cores	282,137.99	421,994	19,356,865	439,177
	AUSTRALIA	9,919.16	6,867	314,989	6,902
	CANADA	1,112.45	283	12,981	303
	GERMANY	130.30	886	40,641	924
	INDIA	10,155.82	5,198	238,432	5,383
	INDONESIA	45,841.45	77,402	3,550,430	80,461
	ISRAEL	30,856.00	7,714	353,841	7,835
	JAPAN	75,978.16	197,862	9,075,930	203,094
	MALAYSIA	9,244.85	9,885	453,425	10,585
	PEOPLE'S REPUBLIC OF CHINA	35,571.90	37,189	1,705,859	38,500
	REPUBLIC OF KOREA	15,468.12	35,709	1,637,972	37,787
	SINGAPORE	1,899.46	1,757	80,594	1,761
	TAIWAN (REP. OF CHINA)	16,244.87	22,731	1,042,671	24,649
	THAILAND	8,628.44	14,680	673,372	15,685
	UNITED STATES OF AMERICA	0.48	43	1,972	45
	VIETNAM	21,086.53	3,788	173,756	5,263
382420	Naphthenic acids, their water-insoluble salts and their esters	19,620,605.61	33,974,850	1,558,426,370	35,628,584
	ARGENTINA	45,580.19	32,663	1,498,252	35,219
	AUSTRALIA	16,496.34	69,141	3,171,498	75,189
	BELGIUM	9,329.26	83,495	3,829,916	91,368

TABLE 8 - Continued

PSCC CODE	COMMODITY AND COUNTRY OF ORIGIN	GROSS WEIGHT (GK)	FOB VALUE		CIF
			DOLLARS	PESOS	DOLLARS
	BRAZIL	52,835.15	65,814	3,018,888	69,486
	CANADA	20,560.77	129,184	5,925,670	134,368
	DENMARK	43,564.76	203,984	9,356,746	212,820
	FINLAND	57.63	1,783	81,786	2,595
	FRANCE	396,842.08	884,814	40,586,418	949,568
	GERMANY	175,779.98	687,621	31,541,175	736,929
	HONG KONG, CHINA	542,840.72	273,862	12,562,050	291,376
	INDIA	447,354.58	525,088	24,085,787	539,148
	INDONESIA	80,742.83	105,684	4,847,725	110,273
	ITALY	69,021.56	164,967	7,567,036	175,001
	JAPAN	527,954.44	2,681,082	122,981,231	2,796,991
	LIECHTENSTEIN	5.86	430	19,724	459
	MALAYSIA	1,574,755.42	3,604,459	165,336,534	3,740,806
	MEXICO	19,394.26	43,143	1,978,969	44,360
	MOROCCO	1,189,826.34	561,239	25,744,033	632,816
	NETHERLANDS	1,839,644.18	1,342,070	61,560,751	1,402,299
	NORWAY	838.81	5,101	233,983	5,498
	PEOPLE'S REPUBLIC OF CHINA	8,351,027.96	8,440,946	387,186,193	8,880,091
	PERU	5,488.65	13,361	612,869	14,276
	POLAND	0.89	256	11,743	263
	REPUBLIC OF KOREA	346,381.26	722,333	33,133,415	753,128
	SINGAPORE	850,122.03	2,555,371	117,214,868	2,684,802
	SOUTH AFRICA, REP. OF	20,489.07	9,370	429,802	10,011
	SPAIN	64,482.40	294,548	13,510,917	306,410
	SWEDEN	73.14	1,224	56,145	1,259
	SWITZERLAND	12,346.11	379,654	17,414,729	415,846
	TAIWAN (REP. OF CHINA)	212,907.20	708,739	32,509,858	744,917
	THAILAND	649,218.54	1,091,479	50,066,142	1,128,170
	UK OF GREAT BRITAIN AND N. IRELAND	104,462.45	305,355	14,006,634	325,034
	UNITED ARAB EMIRATES, N.E.S.	15,991.52	25,061	1,149,548	25,731
	UNITED STATES OF AMERICA	729,173.74	3,752,191	172,113,001	3,995,720
	URUGUAY	236,365.28	3,861,522	177,128,014	3,935,074
	VIETNAM	968,650.21	347,816	15,954,320	361,283
382430	Non-agglomerated metal carbides mixed together or with metallic binders	24,819.84	77,746	3,566,209	81,584
	GERMANY	528.31	17,489	802,220	17,984
	PEOPLE'S REPUBLIC OF CHINA	24,249.76	58,447	2,680,964	61,485
	UNITED STATES OF AMERICA	41.77	1,810	83,025	2,115
382440	Prepared additives for cements, mortars or concretes	32,302,428.13	10,388,080	476,501,229	11,119,212
	AUSTRIA	3,526.94	19,681	902,767	20,297
	BELGIUM	24,279.12	34,612	1,587,652	64,205
	CANADA	1,160.89	471	21,605	503
	DENMARK	2,375.65	9,268	425,123	10,274
	FRANCE	9,054.61	37,601	1,724,758	38,221
	GERMANY	15,613.10	25,574	1,173,079	26,625
	HONG KONG, CHINA	27,708.54	99,904	4,582,596	101,776
	INDIA	290,030.80	320,361	14,694,959	340,228
	INDONESIA	35,124.95	50,054	2,295,977	52,397
	ITALY	1,468.60	4,440	203,663	4,643
	JAPAN	22,175,434.02	226,185	10,375,106	353,233
	MALAYSIA	502,533.05	360,073	16,516,549	383,322
	PEOPLE'S REPUBLIC OF CHINA	2,301,178.71	1,280,399	58,731,902	1,383,822
	REPUBLIC OF KOREA	5,124,450.18	6,300,183	288,989,394	6,593,125
	SINGAPORE	902,285.38	910,161	41,749,085	985,735
	SPAIN	62,748.77	37,722	1,730,308	44,458
	SWITZERLAND	6,961.30	31,928	1,464,537	34,596
	TAIWAN (REP. OF CHINA)	336,355.59	167,309	7,674,464	174,987
	THAILAND	410,994.03	290,549	13,327,483	321,336
	UNITED ARAB EMIRATES, N.E.S.	3,380.73	7,742	355,126	7,764
	UNITED STATES OF AMERICA	56,202.44	164,752	7,557,174	167,931
	VIETNAM	9,560.73	9,111	417,922	9,734
382450	Non-refractory mortars and concretes	4,730,516.87	2,396,844	109,943,234	2,616,778
	BELGIUM	32,306.37	13,548	621,447	15,365
	GERMANY	142,906.02	178,294	8,178,346	199,330
	HONG KONG, CHINA	41,979.45	46,233	2,120,708	50,329
	INDONESIA	299,151.99	77,667	3,562,585	87,348

TABLE 8 - Continued

PSCC CODE	COMMODITY AND COUNTRY OF ORIGIN	GROSS WEIGHT (GK)	FOB VALUE		CIF
			DOLLARS	PESOS	DOLLARS
	ITALY	15,564.08	5,389	247,193	5,517
	JAPAN	9,446.50	10,294	472,186	10,625
	MALAYSIA	776,723.10	459,204	21,063,687	475,253
	PEOPLE'S REPUBLIC OF CHINA	1,464,114.74	404,286	18,544,599	451,112
	REPUBLIC OF KOREA	127,894.70	68,310	3,133,380	71,554
	SAUDI ARABIA	16,483.53	17,801	816,532	17,829
	SINGAPORE	931,811.85	237,529	10,895,455	263,380
	SPAIN	287,532.47	73,778	3,384,197	82,744
	TAIWAN (REP. OF CHINA)	116,502.79	71,005	3,256,999	73,655
	THAILAND	83,907.29	29,998	1,376,008	31,739
	UNITED ARAB EMIRATES, N.E.S.	334,775.21	679,455	31,166,601	755,489
	UNITED STATES OF AMERICA	49,093.04	23,638	1,084,275	24,992
	VIETNAM	323.74	415	19,036	517
382460	Sorbitol other than that of subheading No. 2905.44	4,173,802.20	2,189,387	100,427,182	2,286,268
	FRANCE	366,358.57	201,951	9,263,492	215,698
	GERMANY	19,883.85	26,465	1,213,950	27,063
	INDONESIA	376,537.76	217,548	9,978,927	222,091
	PEOPLE'S REPUBLIC OF CHINA	3,411,022.02	1,743,423	79,970,813	1,821,416
382471	Mixtures containing acyclic hydrocarbons perhalogenated only with fluorine and chlorine	59,693.69	186,780	8,567,600	221,818
	AUSTRALIA	5,388.82	14,916	684,197	16,479
	BELGIUM	78.81	1,081	49,585	2,166
	FRANCE	11.91	2,013	92,336	2,070
	GERMANY	19,305.21	41,741	1,914,660	64,733
	HONG KONG, CHINA	9.35	170	7,798	182
	JAPAN	963.09	11,173	512,506	11,665
	PEOPLE'S REPUBLIC OF CHINA	14,791.28	79,011	3,624,235	86,694
	REPUBLIC OF KOREA	87.78	365	16,743	377
	SINGAPORE	11,691.87	11,162	512,001	11,196
	THAILAND	5,504.14	9,875	452,966	9,898
	UK OF GREAT BRITAIN AND N. IRELAND	34.11	1,310	60,090	1,570
	UNITED STATES OF AMERICA	1,827.32	13,963	640,483	14,788
382479	Other mixtures containing perhalogenated derivatives of acyclic hydrocarbons containing two or more different halogens	148,043.77	279,179	12,805,941	303,422
	HONG KONG, CHINA	23,053.07	26,054	1,195,097	31,858
	HUNGARY	5,503.61	3,085	141,509	4,678
	INDONESIA	28,488.07	31,289	1,435,226	33,225
	JAPAN	694.29	7,181	329,392	7,749
	MALAYSIA	452.16	3,339	153,160	3,772
	PEOPLE'S REPUBLIC OF CHINA	46,237.41	122,686	5,627,607	130,814
	SINGAPORE	6,377.51	4,301	197,287	5,074
	TAIWAN (REP. OF CHINA)	35,788.15	78,486	3,600,153	81,842
	UK OF GREAT BRITAIN AND N. IRELAND	798.69	519	23,807	643
	UNITED STATES OF AMERICA	650.81	2,239	102,703	3,767
382490	Other chemical products and preparations of the chemical or allied industries (including those consisting of mixtures of natural products), not elsewhere specified or included	40,652,608.63	65,916,550	3,023,592,147	69,342,321
	ARGENTINA	22,982.44	17,794	816,211	17,837
	AUSTRALIA	8,627,205.77	1,439,432	66,026,746	1,503,441
	AUSTRIA	361.27	7,037	322,787	7,801
	BAHRAIN	88.07	218	10,000	257
	BELGIUM	614,477.78	683,702	31,361,410	712,970
	BRAZIL	170,611.17	133,176	6,108,783	150,845
	CANADA	60,892.71	370,560	16,997,587	382,544

TABLE 8 - Continued

PSCC CODE	COMMODITY AND COUNTRY OF ORIGIN	GROSS WEIGHT (GK)	FOB VALUE		CIF
			DOLLARS	PESOS	DOLLARS
	DEMOCRATIC PEOPLE'S REP. OF KOREA	15,575.41	71,229	3,267,274	71,345
	DENMARK	430,890.96	1,611,315	73,911,019	1,687,837
	FINLAND	444.88	19,291	884,878	19,412
	FRANCE	1,212,333.43	2,506,412	114,969,118	2,626,816
	GERMANY	506,822.84	4,810,581	220,661,350	4,980,999
	HONG KONG, CHINA	156,335.89	402,207	18,449,235	437,611
	INDIA	662,223.89	1,176,433	53,962,982	1,217,355
	INDONESIA	621,725.49	659,198	30,237,412	692,295
	IRELAND	1,257.33	12,912	592,274	14,622
	ITALY	245,175.18	523,733	24,023,633	566,596
	JAPAN	1,064,483.91	5,262,772	241,403,353	5,579,810
	LIECHTENSTEIN	367.01	35,219	1,615,496	36,262
	MACAU	179.27	149	6,835	155
	MALAYSIA	2,122,217.44	3,877,557	177,863,540	4,016,361
	MEXICO	20,216.00	70,335	3,226,266	72,393
	MOROCCO	272,210.02	117,267	5,379,037	159,603
	NETHERLANDS	892,484.44	1,244,759	57,097,096	1,349,204
	NETHERLANDS ANTILLES	10,205.97	98,134	4,501,407	100,616
	NEW ZEALAND	17.44	211	9,679	239
	NORWAY	17,689.29	80,495	3,692,305	81,765
	PEOPLE'S REPUBLIC OF CHINA	15,113,709.39	15,111,454	693,162,395	15,855,495
	POLAND	5,595.03	11,775	540,119	12,112
	REPUBLIC OF KOREA	1,355,548.39	2,301,587	105,573,795	2,438,373
	SINGAPORE	1,388,149.53	4,336,330	198,907,457	4,587,564
	SOUTH AFRICA, REP. OF	33,176.37	15,037	689,747	18,368
	SPAIN	92,890.38	205,472	9,425,001	215,998
	SWEDEN	8,766.48	16,303	747,819	20,460
	SWITZERLAND	37,670.33	506,253	23,221,825	570,612
	TAIWAN (REP. OF CHINA)	818,130.52	1,690,784	77,556,261	1,786,576
	THAILAND	676,146.12	1,353,684	62,093,486	1,467,723
	UK OF GREAT BRITAIN AND N. IRELAND	265,089.40	893,393	40,979,936	932,961
	UNITED ARAB EMIRATES, N.E.S.	86,225.20	47,264	2,167,999	48,999
	UNITED STATES OF AMERICA	2,335,414.13	11,028,520	505,878,213	11,652,251
	URUGUAY	193,976.40	2,864,136	131,377,917	2,929,912
	VIETNAM	492,645.66	302,430	13,872,464	317,926
3825	Residual products of the chemical or allied industries, not elsewhere specified or included; municipal waste; sewage sludge; other wastes specified in Note 6 to this Chapter.	1,157.51	29,971	1,374,769	31,049
382510	Municipal waste	65.29	2,948	135,225	3,069
	JAPAN	65.29	2,948	135,225	3,069
382530	Clinical waste	347.11	8,498	389,803	8,857
	JAPAN	21.70	3,096	142,014	3,188
	MALAYSIA	61.95	89	4,082	100
	PEOPLE'S REPUBLIC OF CHINA	257.88	2,820	129,353	2,888
	UK OF GREAT BRITAIN AND N. IRELAND	2.51	143	6,559	162
	UNITED STATES OF AMERICA	3.07	2,350	107,795	2,519
382549	Waste organic solvents, not halogenated	6.25	2,238	102,657	2,335
	JAPAN	1.42	940	43,118	971
	TAIWAN (REP. OF CHINA)	4.83	1,298	59,539	1,364
382590	Other residual products of the chemical or allied industries, not elsewhere specified or included	738.86	16,287	747,084	16,788
	AUSTRALIA	623.72	13,505	619,474	13,886
	GERMANY	115.14	2,782	127,610	2,902

TABLE 8 - Continued

PSCC CODE	COMMODITY AND COUNTRY OF ORIGIN	GROSS WEIGHT (GK)	FOB VALUE		CIF DOLLARS
			DOLLARS	PESOS	
39	Plastics and articles thereof	1,100,882,556.49	1,972,904,608	90,497,134,457	2,102,746,166
3901	Polymers of ethylene, in primary forms.	223,970,497.82	302,404,767	13,871,306,665	317,141,259
390110	Polyethylene having a specific gravity of less than 0.94, in primary forms	111,631,443.98	152,198,878	6,981,362,535	159,551,538
	AUSTRALIA	658,943.67	845,269	38,772,489	853,742
	BELGIUM	1,360.35	6,662	305,586	6,881
	BRAZIL	44,580.00	51,656	2,369,461	53,225
	CANADA	2,115,148.64	2,507,439	115,016,227	2,608,231
	DEMOCRATIC PEOPLE'S REP. OF KOREA	7,378.66	6,961	319,301	6,961
	FINLAND	371,795.01	474,385	21,760,040	512,609
	GERMANY	1,063,970.64	1,932,668	88,651,481	2,060,203
	HONG KONG, CHINA	527,488.74	930,961	42,703,181	968,502
	INDIA	176,916.45	252,888	11,599,973	265,606
	INDONESIA	811,096.30	980,459	44,973,654	1,007,573
	JAPAN	2,579,008.05	4,813,233	220,782,999	5,024,006
	KUWAIT	375,567.96	475,011	21,788,754	496,839
	MALAYSIA	29,071,636.11	39,501,456	1,811,931,787	41,676,768
	NETHERLANDS	9,617.32	19,149	878,364	19,693
	OMAN	548,829.49	795,913	36,508,529	796,850
	PEOPLE'S REPUBLIC OF CHINA	299,672.86	378,703	17,371,106	407,688
	QATAR	13,101,985.82	16,318,367	748,523,493	17,149,330
	REPUBLIC OF KOREA	3,576,077.77	5,402,181	247,798,043	5,779,841
	SAUDI ARABIA	16,489,291.52	21,816,626	1,000,728,635	22,589,267
	SINGAPORE	25,400,470.60	34,297,037	1,573,205,087	35,990,391
	SPAIN	167,024.73	235,857	10,818,761	239,370
	TAIWAN (REP. OF CHINA)	2,203,921.68	3,032,482	139,099,950	3,175,319
	THAILAND	10,247,391.25	13,774,901	631,854,709	14,355,538
	UK OF GREAT BRITAIN AND N. IRELAND	2.50	6,462	296,412	6,687
	UKRAINE (UKRAINIAN S.S.R.)	15,512.75	39,039	1,790,719	39,123
	UNITED ARAB EMIRATES, N.E.S.	645,467.81	781,813	35,861,762	822,807
	UNITED STATES OF AMERICA	772,629.99	2,010,011	92,199,205	2,104,300
	VIETNAM	348,657.31	511,289	23,452,827	534,188
390120	Polyethylene having a specific gravity of 0.94 or more, in primary forms	63,687,845.13	82,810,682	3,798,525,983	86,736,175
	AUSTRIA	681.41	832	38,164	1,252
	BELGIUM	24,334.10	32,993	1,513,389	36,140
	HONG KONG, CHINA	28,138.14	54,848	2,515,878	57,195
	INDIA	15,935.04	27,056	1,241,059	29,649
	INDONESIA	921,659.14	1,206,688	55,350,778	1,244,635
	ITALY	1,993.75	1,994	91,465	2,050
	JAPAN	375,874.10	672,853	30,863,767	717,737
	KUWAIT	213,107.50	278,835	12,790,162	289,123
	MALAYSIA	14,032,292.65	18,150,977	832,585,315	18,909,684
	NETHERLANDS	444,104.01	683,447	31,349,714	718,303
	PEOPLE'S REPUBLIC OF CHINA	287,917.70	536,677	24,617,374	550,302
	QATAR	46,762.95	55,257	2,534,639	55,309
	REPUBLIC OF KOREA	266,876.58	485,851	22,285,985	504,719
	SAUDI ARABIA	4,742,217.01	6,067,464	278,314,573	6,492,445
	SINGAPORE	15,442,498.04	19,607,096	899,377,493	20,560,431
	TAIWAN (REP. OF CHINA)	250,306.20	234,112	10,738,717	248,479
	THAILAND	23,541,352.56	30,323,491	1,390,938,531	31,722,220
	UNITED ARAB EMIRATES, N.E.S.	2,732,018.90	3,397,181	155,828,693	3,569,588
	UNITED STATES OF AMERICA	312,751.74	890,480	40,846,318	923,063
	URUGUAY	7,023.61	102,550	4,703,969	103,851
390130	Ethylene-vinyl acetate copolymers, in primary forms	7,609,540.94	11,457,366	525,549,379	11,897,269
	BELGIUM	19,434.71	28,564	1,310,231	29,949
	CANADA	28,662.35	52,896	2,426,340	56,425
	FRANCE	84,812.95	153,249	7,029,531	159,087
	GERMANY	305,014.76	692,634	31,771,121	753,228
	HONG KONG, CHINA	231.98	1,183	54,264	1,368
	INDONESIA	284,036.12	609,818	27,972,352	648,983
	ITALY	2,660.61	18,578	852,173	19,199
	JAPAN	355,021.56	993,605	45,576,662	1,056,151
	MALAYSIA	984,038.70	1,013,636	46,495,483	1,047,590
	PEOPLE'S REPUBLIC OF CHINA	58,489.02	145,806	6,688,121	151,874
	REPUBLIC OF KOREA	655,845.33	737,760	33,841,051	773,669
	SAUDI ARABIA	22,418.81	33,230	1,524,260	34,167

TABLE 8 - Continued

PSCC CODE	COMMODITY AND COUNTRY OF ORIGIN	GROSS WEIGHT (GK)	FOB VALUE		CIF DOLLARS
			DOLLARS	PESOS	
	SINGAPORE	342,084.23	624,488	28,645,265	647,464
	SLOVENIA	50.05	478	21,926	499
	TAIWAN (REP. OF CHINA)	726,277.55	1,001,415	45,934,906	1,031,754
	THAILAND	3,647,202.06	5,170,899	237,189,137	5,292,404
	UNITED STATES OF AMERICA	93,260.15	179,127	8,216,556	193,458
390190	Other polymers of ethylene, in primary forms	41,041,667.77	55,937,841	2,565,868,768	58,956,277
	AUSTRALIA	2,547.14	21,946	1,006,663	22,565
	BELGIUM	1,121.89	4,131	189,489	4,527
	CANADA	742,545.70	839,371	38,501,948	983,133
	FRANCE	182,812.98	383,770	17,603,530	405,151
	GERMANY	95,611.16	280,043	12,845,572	296,232
	HONG KONG, CHINA	257,289.18	401,954	18,437,630	415,949
	JAPAN	2,212,177.17	4,140,429	189,921,479	4,391,778
	MALAYSIA	3,380,373.51	4,211,795	193,195,037	4,511,148
	NETHERLANDS	262,146.04	383,622	17,596,741	395,192
	PEOPLE'S REPUBLIC OF CHINA	1,198,626.16	1,737,519	79,699,997	1,799,018
	QATAR	2,843,277.51	3,607,100	165,457,677	3,783,986
	REPUBLIC OF KOREA	729,235.91	1,153,998	52,933,889	1,217,365
	SAUDI ARABIA	2,322,019.53	3,038,022	139,354,070	3,202,029
	SINGAPORE	13,581,176.24	17,835,762	818,126,403	18,618,614
	SPAIN	356,838.18	552,848	25,359,137	589,071
	SWITZERLAND	1.34	290	13,302	299
	TAIWAN (REP. OF CHINA)	298,033.05	372,832	17,101,803	387,618
	THAILAND	11,030,056.57	14,602,745	669,827,913	15,455,364
	UK OF GREAT BRITAIN AND N. IRELAND	148,008.28	204,691	9,389,177	235,739
	UNITED ARAB EMIRATES, N.E.S.	974,764.74	1,192,393	54,695,067	1,231,441
	UNITED STATES OF AMERICA	255,830.83	764,404	35,063,211	794,742
	VIETNAM	167,174.66	208,176	9,549,033	215,316
3902	Polymers of propylene or of other olefins, in primary forms.	108,787,223.29	145,650,001	6,680,965,546	152,660,197
390210	Polypropylene, in primary forms	64,986,439.44	84,020,924	3,854,039,782	88,345,120
	AUSTRALIA	1,034,102.48	1,473,166	67,574,124	1,516,769
	BELGIUM	55,502.04	217,527	9,977,963	232,060
	DEMOCRATIC PEOPLE'S REP. OF KOREA	328,772.70	445,034	20,413,710	460,347
	FRANCE	4,200.93	21,108	968,224	22,165
	GERMANY	3.35	104	4,770	107
	HONG KONG, CHINA	164,773.96	224,731	10,308,411	240,564
	INDIA	662,944.05	847,589	38,878,907	910,803
	INDONESIA	569,138.44	689,434	31,624,337	717,385
	JAPAN	1,216,556.93	2,674,689	122,687,984	2,911,234
	MALAYSIA	7,369,838.03	9,116,981	418,195,919	9,564,339
	NETHERLANDS	12,967.66	76,432	3,505,936	76,602
	OMAN	274,697.68	399,900	18,343,413	401,927
	PEOPLE'S REPUBLIC OF CHINA	540,305.55	856,369	39,281,647	897,276
	REPUBLIC OF KOREA	9,257,137.55	12,400,042	568,789,926	13,282,108
	SAUDI ARABIA	4,145,938.18	4,916,029	225,498,250	5,178,782
	SINGAPORE	10,867,288.71	13,877,088	636,542,026	14,614,185
	SPAIN	41.68	1,600	73,392	1,849
	TAIWAN (REP. OF CHINA)	929,786.71	1,257,848	57,697,488	1,322,239
	TANZANIA, UNITED REP. OF	17,630.12	15,096	692,454	17,439
	THAILAND	21,539,528.12	26,487,013	1,214,959,285	27,646,202
	UNITED ARAB EMIRATES, N.E.S.	480,340.38	580,648	26,634,324	615,486
	UNITED STATES OF AMERICA	757,922.03	1,877,460	86,119,090	1,975,434
	VIETNAM	4,757,022.16	5,565,036	255,268,202	5,739,818
390220	Polyisobutylene, in primary forms	534,021.54	1,611,554	73,921,980	1,741,436
	INDIA	13,258.92	17,404	798,321	18,595
	JAPAN	4,364.57	47,154	2,162,954	50,991
	MALAYSIA	221,574.59	266,524	12,225,455	296,614
	PEOPLE'S REPUBLIC OF CHINA	42.40	661	30,320	701
	REPUBLIC OF KOREA	106,418.16	180,196	8,265,590	201,892
	SINGAPORE	83,937.10	855,584	39,245,638	916,965
	TAIWAN (REP. OF CHINA)	1,348.04	17,560	805,477	18,056
	THAILAND	58,925.68	163,484	7,499,011	171,045
	UNITED ARAB EMIRATES, N.E.S.	44,078.52	61,268	2,810,363	64,094
	UNITED STATES OF AMERICA	73.56	1,719	78,851	2,483
390230	Propylene copolymers, in primary forms	38,550,535.96	51,661,974	2,369,734,751	53,767,441

TABLE 8 - Continued

PSCC CODE	COMMODITY AND COUNTRY OF ORIGIN	GROSS WEIGHT (GK)	FOB VALUE		CIF DOLLARS
			DOLLARS	PESOS	
	FRANCE	18,587.52	178,733	8,198,483	189,041
	GERMANY	25,279.72	241,391	11,072,606	253,129
	INDIA	103,820.31	148,559	6,814,401	165,559
	INDONESIA	104,546.19	186,301	8,545,627	197,434
	JAPAN	744,558.11	1,826,092	83,762,840	1,923,315
	MALAYSIA	1,922,309.98	2,387,554	109,517,102	2,526,369
	PEOPLE'S REPUBLIC OF CHINA	44,826.56	269,141	12,345,498	290,580
	QATAR	86,816.61	101,325	4,647,778	108,553
	REPUBLIC OF KOREA	680,425.58	1,085,784	49,804,912	1,145,619
	SAUDI ARABIA	228,029.88	295,243	13,542,797	309,898
	SINGAPORE	20,914,447.92	26,822,785	1,230,361,149	27,919,783
	TAIWAN (REP. OF CHINA)	756,042.22	915,725	42,004,306	935,869
	THAILAND	12,757,159.25	16,827,380	771,871,921	17,399,549
	UNITED ARAB EMIRATES, N.E.S.	25,134.37	31,976	1,466,739	33,731
	UNITED STATES OF AMERICA	75,807.24	271,827	12,468,704	294,330
	VIETNAM	62,744.50	72,158	3,309,888	74,682
390290	Other polymers of propylene or of other olefins, in primary forms	4,716,226.35	8,355,549	383,269,033	8,806,200
	CHILE	7,135.30	26,780	1,228,399	28,404
	FRANCE	1,323.43	8,203	376,272	8,525
	HONG KONG, CHINA	1,782,120.97	2,483,926	113,937,685	2,675,423
	JAPAN	133,075.83	460,896	21,141,300	481,242
	MALAYSIA	370,772.78	724,326	33,224,833	754,541
	NETHERLANDS	13,736.20	82,158	3,768,588	85,929
	PEOPLE'S REPUBLIC OF CHINA	147,356.60	449,433	20,615,492	460,754
	REPUBLIC OF KOREA	881,217.22	1,795,381	82,354,126	1,909,707
	SAUDI ARABIA	22,828.65	32,306	1,481,876	33,217
	SINGAPORE	330,994.93	788,160	36,152,899	817,919
	SWITZERLAND	41.66	1,447	66,374	2,248
	THAILAND	1,002,462.21	1,466,904	67,286,886	1,510,781
	UNITED ARAB EMIRATES, N.E.S.	21,156.57	23,140	1,061,432	24,584
	UNITED STATES OF AMERICA	409.95	7,947	364,529	8,301
	VIETNAM	1,594.05	4,542	208,342	4,625
3903	Polymers of styrene, in primary forms.	52,862,873.21	85,463,307	3,920,201,893	89,672,389
390311	Polystyrene, expandible, in primary forms	17,825,750.54	30,910,077	1,417,845,233	32,503,625
	FRANCE	121.14	5,187	237,928	5,330
	GERMANY	10,073.73	18,203	834,972	18,716
	HONG KONG, CHINA	111,922.67	161,334	7,400,391	169,313
	INDIA	1,114.92	2,229	102,244	2,246
	ITALY	2,239.63	17,439	799,927	17,931
	JAPAN	384,841.42	1,830,262	83,954,118	1,969,988
	MALAYSIA	937,975.35	1,388,681	63,698,798	1,443,373
	NETHERLANDS	233,449.17	396,977	18,209,335	405,537
	PEOPLE'S REPUBLIC OF CHINA	450,506.62	823,665	37,781,513	878,755
	REPUBLIC OF KOREA	196,952.85	334,616	15,348,836	356,684
	SINGAPORE	1,206,148.59	2,100,406	96,345,623	2,138,441
	TAIWAN (REP. OF CHINA)	10,064,798.72	17,479,855	801,800,949	18,444,299
	THAILAND	3,591,503.32	5,460,990	250,495,611	5,724,055
	UK OF GREAT BRITAIN AND N. IRELAND	1,696.40	9,417	431,958	9,551
	UNITED STATES OF AMERICA	1,459.60	32,887	1,508,527	34,267
	VIETNAM	630,946.41	847,929	38,894,503	885,139
390319	Other polystyrene, in primary forms	12,680,434.90	16,848,716	772,850,604	17,642,955
	GERMANY	1,098.65	3,740	171,554	7,050
	HONG KONG, CHINA	280,143.48	374,672	17,186,205	398,076
	INDONESIA	290,937.64	336,454	15,433,145	354,723
	JAPAN	50,671.26	211,544	9,703,523	238,885
	MALAYSIA	1,014,550.42	1,440,363	66,069,451	1,497,727
	PEOPLE'S REPUBLIC OF CHINA	136,047.05	239,464	10,984,214	249,096
	REPUBLIC OF KOREA	172,241.00	276,882	12,700,577	310,954
	SINGAPORE	5,590,180.71	7,191,773	329,886,627	7,437,173
	SPAIN	152,918.46	209,175	9,594,857	243,304
	TAIWAN (REP. OF CHINA)	1,611,806.29	2,341,420	107,400,936	2,503,088
	THAILAND	1,458,435.67	1,728,027	79,264,599	1,789,548
	UNITED STATES OF AMERICA	76,466.34	203,600	9,339,132	221,541
	VIETNAM	1,844,937.93	2,291,602	105,115,784	2,391,790
390320	Styren-acrylonitrile (SAN) copolymers, in primary forms	1,479,007.05	2,104,995	96,556,120	2,209,489

TABLE 8 - Continued

PSCC CODE	COMMODITY AND COUNTRY OF ORIGIN	GROSS WEIGHT (GK)	FOB VALUE		CIF
			DOLLARS	PESOS	DOLLARS
	BELGIUM	9,463.92	24,210	1,110,513	24,229
	ITALY	6,010.60	7,352	337,236	8,342
	JAPAN	34,366.61	200,689	9,205,605	212,877
	MALAYSIA	77,517.13	123,337	5,657,468	125,952
	PEOPLE'S REPUBLIC OF CHINA	1,245.96	2,727	125,087	2,816
	REPUBLIC OF KOREA	61,058.70	77,948	3,575,475	82,207
	TAIWAN (REP. OF CHINA)	1,198,966.80	1,509,896	69,258,929	1,588,294
	THAILAND	88,788.19	153,792	7,054,439	159,496
	UNITED STATES OF AMERICA	1,589.14	5,044	231,368	5,276
390330	Acrylonitrile-butadiene-styrene (ABS) copolymers, in primary forms	11,069,082.92	21,418,278	982,456,411	22,467,348
	BELGIUM	146.24	5,478	251,276	5,665
	DEMOCRATIC PEOPLE'S REP. OF KOREA	28,509.82	61,732	2,831,647	65,956
	FRANCE	4,507.54	16,757	768,644	17,218
	GERMANY	575.82	6,524	299,256	6,685
	HONG KONG, CHINA	51,073.72	161,848	7,423,968	170,008
	INDIA	6,366.53	9,015	413,518	9,270
	INDONESIA	744.31	1,327	60,869	1,415
	JAPAN	377,620.95	1,637,867	75,128,959	1,756,172
	MALAYSIA	1,746,924.35	2,817,591	129,242,899	2,966,351
	PEOPLE'S REPUBLIC OF CHINA	920,970.74	1,976,788	90,675,265	2,079,258
	REPUBLIC OF KOREA	4,058,844.44	8,181,204	375,271,827	8,567,775
	SINGAPORE	107,544.04	339,149	15,556,765	356,599
	SWITZERLAND	31.90	1,937	88,850	1,992
	TAIWAN (REP. OF CHINA)	3,438,125.36	5,359,495	245,840,036	5,584,203
	THAILAND	302,448.15	738,595	33,879,352	773,275
	UNITED STATES OF AMERICA	24,602.84	102,856	4,718,005	105,204
	VIETNAM	46.17	115	5,275	302
390390	Other polymers of styrene, in primary forms	9,808,597.80	14,181,241	650,493,525	14,848,972
	ARGENTINA	11,111.14	31,624	1,450,593	32,919
	AUSTRALIA	128.36	200	9,174	267
	GERMANY	13,672.86	36,768	1,686,548	37,701
	HONG KONG, CHINA	40,467.92	33,337	1,529,168	35,302
	INDIA	18,639.14	16,167	741,580	19,006
	INDONESIA	711,565.53	842,296	38,636,118	869,276
	ITALY	7.60	147	6,743	169
	JAPAN	279,253.75	1,189,150	54,546,310	1,270,371
	MALAYSIA	725,575.58	1,311,600	60,163,092	1,384,262
	NETHERLANDS	21,705.40	52,415	2,404,276	53,604
	OMAN	43,813.25	9,891	453,700	10,230
	PEOPLE'S REPUBLIC OF CHINA	2,372,070.43	1,586,275	72,762,435	1,655,770
	REPUBLIC OF KOREA	710,034.10	1,527,584	70,070,279	1,627,270
	SINGAPORE	615,337.45	1,593,172	73,078,800	1,668,777
	SWITZERLAND	7,263.22	6,740	309,164	6,930
	TAIWAN (REP. OF CHINA)	965,775.15	2,180,377	100,013,893	2,260,829
	THAILAND	1,683,940.45	2,094,463	96,073,017	2,153,871
	UK OF GREAT BRITAIN AND N. IRELAND	8,861.67	24,894	1,141,888	26,404
	UNITED STATES OF AMERICA	3,835.47	18,509	849,008	25,001
	VIETNAM	1,575,539.33	1,625,632	74,567,739	1,711,013
3904	Polymers of vinyl chloride or of other halogenated olefins, in primary forms.	35,954,046.05	39,480,604	1,810,975,305	41,650,035
390410	Polyvinyl chloride, not mixed with any other substances, in primary forms	28,548,699.05	25,467,614	1,168,199,455	26,962,074
	AUSTRIA	124.88	517	23,715	552
	FRANCE	19,700.10	15,506	711,260	16,162
	GERMANY	148,787.91	312,865	14,351,117	324,859
	GUAM	8,137.98	16,756	768,598	17,422
	HONG KONG, CHINA	8,933.74	27,015	1,239,179	27,791
	INDONESIA	5,545,461.81	4,398,646	201,765,892	4,767,378
	JAPAN	3,878,744.04	4,073,676	186,859,518	4,304,795
	MALAYSIA	117,968.43	326,014	14,954,262	338,239
	PEOPLE'S REPUBLIC OF CHINA	104,907.67	152,170	6,980,038	167,648
	REPUBLIC OF KOREA	73,215.41	170,055	7,800,423	182,233
	SINGAPORE	183,248.97	176,584	8,099,908	182,096
	SRI LANKA (CEYLON)	94,668.54	87,343	4,006,423	92,464
	SWEDEN	20,503.21	16,155	741,030	16,219
	TAIWAN (REP. OF CHINA)	389,867.90	422,190	19,365,856	439,424

TABLE 8 - Continued

PSCC CODE	COMMODITY AND COUNTRY OF ORIGIN	GROSS WEIGHT (GK)	FOB VALUE		CIF DOLLARS
			DOLLARS	PESOS	
	THAILAND	17,752,948.29	14,996,757	687,901,244	15,792,729
	UNITED STATES OF AMERICA	106,782.20	199,012	9,128,680	212,760
	VIETNAM	94,697.97	76,353	3,502,312	79,303
390421	Other polyvinyl chloride, non-plasticised, in primary forms	1,209,644.16	1,867,972	85,683,875	1,914,522
	AUSTRALIA	897.27	2,610	119,721	4,073
	SINGAPORE	87,466.86	122,291	5,609,488	125,590
	TAIWAN (REP. OF CHINA)	50,610.42	86,091	3,948,994	90,331
	THAILAND	1,052,072.95	1,622,976	74,445,909	1,659,565
	UK OF GREAT BRITAIN AND N. IRELAND	18,596.66	34,004	1,559,763	34,963
390422	Other polyvinyl chloride, plasticised, in primary forms	4,206,878.80	6,599,706	302,728,515	6,961,325
	CANADA	110.56	585	26,834	1,467
	GERMANY	309,105.72	603,206	27,669,059	640,429
	HONG KONG, CHINA	162,980.68	175,352	8,043,396	187,472
	INDONESIA	521.13	770	35,320	860
	JAPAN	210,180.26	324,161	14,869,265	356,988
	MALAYSIA	72,304.33	97,800	4,486,087	101,681
	NETHERLANDS	18,184.42	6,298	288,889	7,661
	PEOPLE'S REPUBLIC OF CHINA	1,825,104.48	2,491,131	114,268,179	2,613,983
	REPUBLIC OF KOREA	5,363.71	12,268	562,733	13,550
	SINGAPORE	321,875.85	676,974	31,052,798	716,157
	TAIWAN (REP. OF CHINA)	814,992.63	1,049,128	48,123,501	1,117,207
	THAILAND	245,190.91	370,493	16,994,514	392,936
	UNITED STATES OF AMERICA	220,731.92	789,958	36,235,374	809,247
	VIETNAM	232.20	1,582	72,566	1,687
390430	Vinyl chloride-vinyl acetate copolymers	176,795.12	461,867	21,185,839	475,436
	GERMANY	14,834.33	70,386	3,228,606	74,078
	JAPAN	31,506.73	175,976	8,072,019	179,562
	PEOPLE'S REPUBLIC OF CHINA	8,351.55	22,349	1,025,148	23,201
	REPUBLIC OF KOREA	857.14	1,000	45,870	1,029
	SINGAPORE	33,364.54	117,960	5,410,825	121,941
	TAIWAN (REP. OF CHINA)	83,979.36	65,948	3,025,035	67,144
	UNITED STATES OF AMERICA	3,901.47	8,248	378,336	8,481
390440	Other vinyl chloride copolymers	1,141,619.49	2,473,630	113,465,408	2,592,510
	GERMANY	274,584.51	792,325	36,343,948	832,439
	HONG KONG, CHINA	16.18	191	8,761	203
	JAPAN	54,622.35	321,772	14,759,681	340,808
	NETHERLANDS	8,991.11	32,852	1,506,921	33,755
	PEOPLE'S REPUBLIC OF CHINA	66,424.03	142,930	6,556,200	146,405
	REPUBLIC OF KOREA	705,912.87	1,068,371	49,006,178	1,119,030
	SINGAPORE	17,027.29	85,815	3,936,334	88,019
	TAIWAN (REP. OF CHINA)	11,825.15	16,689	765,524	16,772
	THAILAND	2,216.00	12,685	581,861	15,079
390450	Vinylidene chloride polymers	26,152.39	127,672	5,856,314	144,974
	JAPAN	26,152.39	127,672	5,856,314	144,974
390461	Flouro-polymers, polytetrafluoroethylene, in primary forms	11,124.42	105,274	4,828,918	110,528
	CANADA	2.50	1,414	64,860	1,902
	GERMANY	4.75	476	21,834	491
	JAPAN	1,015.10	20,562	943,179	23,045
	NETHERLANDS	14.70	2,284	104,767	2,347
	PEOPLE'S REPUBLIC OF CHINA	9,441.18	66,392	3,045,401	68,170
	REPUBLIC OF KOREA	12.48	94	4,312	100
	SINGAPORE	266.78	2,256	103,483	2,304
	TAIWAN (REP. OF CHINA)	5.87	367	16,834	380
	UK OF GREAT BRITAIN AND N. IRELAND	48.38	2,268	104,033	2,338
	UNITED STATES OF AMERICA	312.68	9,161	420,215	9,451
390469	Other flouro-polymers, in primary forms	24,226.67	37,836	1,735,537	38,431
	SINGAPORE	23,421.17	18,858	865,016	18,885
	UNITED STATES OF AMERICA	805.50	18,978	870,521	19,546

TABLE 8 - Continued

PSCC CODE	COMMODITY AND COUNTRY OF ORIGIN	GROSS WEIGHT (GK)	FOB VALUE		CIF
			DOLLARS	PESOS	DOLLARS
390490	Other polymers of vinyl chloride or of other halogenated olefins, in primary forms	608,905.95	2,339,033	107,291,444	2,450,235
	CANADA	131,636.99	155,578	7,136,363	160,845
	GERMANY	28,160.92	90,273	4,140,823	95,973
	HONG KONG, CHINA	733.84	4,461	204,626	4,804
	JAPAN	170,340.89	1,500,548	68,830,137	1,572,370
	KUWAIT	43,993.14	56,425	2,588,215	56,425
	MALAYSIA	1,805.08	4,531	207,837	4,984
	PEOPLE'S REPUBLIC OF CHINA	12,587.50	17,696	811,716	19,132
	REPUBLIC OF KOREA	22,650.57	155,276	7,122,510	159,765
	SINGAPORE	14,768.60	53,615	2,459,320	54,527
	SWITZERLAND	553.23	4,741	217,470	4,968
	THAILAND	3,750.06	9,832	450,993	10,287
	UNITED STATES OF AMERICA	33,994.23	106,990	4,907,631	111,028
	VIETNAM	143,930.90	179,067	8,213,803	195,127
3905	Polymers of vinyl acetate or of other vinyl esters, in primary forms; other vinyl polymers in primary forms.	5,901,092.39	13,447,391	616,831,830	14,144,687
390512	Polyvinyl acetate, in aqueous dispersion, in primary forms	239,835.30	452,468	20,754,708	482,982
	BELGIUM	458.86	803	36,834	826
	INDIA	8,771.49	8,940	410,078	9,192
	INDONESIA	186,144.55	281,445	12,909,882	294,422
	PEOPLE'S REPUBLIC OF CHINA	6,384.37	6,541	300,036	6,965
	REPUBLIC OF KOREA	29,365.56	145,757	6,685,874	162,019
	TAIWAN (REP. OF CHINA)	8,710.47	8,982	412,004	9,558
390519	Other polyvinyl acetate, in primary forms	273,988.17	442,074	20,277,935	462,560
	DEMOCRATIC PEOPLE'S REP. OF KOREA	15,826.14	15,851	727,085	16,500
	FRANCE	13,221.26	78,410	3,596,666	83,178
	GERMANY	13,195.99	23,376	1,072,257	26,413
	INDONESIA	131,737.52	109,772	5,035,242	116,099
	JAPAN	9,452.40	80,500	3,692,535	80,517
	MALAYSIA	1,990.36	5,565	255,267	5,900
	PEOPLE'S REPUBLIC OF CHINA	4,797.62	5,318	243,937	5,446
	REPUBLIC OF KOREA	17,227.61	17,593	806,991	19,762
	TAIWAN (REP. OF CHINA)	58,944.04	61,573	2,824,354	62,225
	THAILAND	5,746.73	31,747	1,456,235	33,549
	UNITED STATES OF AMERICA	1,848.50	12,369	567,366	12,971
390521	Vinyl acetate copolymers, in aqueous dispersion, in primary forms	1,289,649.41	1,221,688	56,038,830	1,267,779
	MALAYSIA	232,182.52	203,818	9,349,132	209,369
	NETHERLANDS	107,100.02	126,987	5,824,894	128,338
	NETHERLANDS ANTILLES	18,760.74	22,013	1,009,736	22,065
	PEOPLE'S REPUBLIC OF CHINA	58,272.60	60,502	2,775,227	62,588
	REPUBLIC OF KOREA	773,135.09	682,332	31,298,569	706,234
	SINGAPORE	37,146.59	48,083	2,205,567	54,301
	THAILAND	47,365.14	53,734	2,464,779	53,815
	UNITED STATES OF AMERICA	15,686.71	24,219	1,110,926	31,069
390529	Other vinyl acetate copolymers, in primary forms	1,792,516.91	3,595,334	164,917,970	3,813,356
	FRANCE	9,240.67	17,414	798,780	17,466
	GERMANY	1,061,618.13	2,256,714	103,515,471	2,393,481
	ITALY	9,845.45	19,034	873,090	19,642
	JAPAN	8,501.44	22,343	1,024,873	23,478
	PEOPLE'S REPUBLIC OF CHINA	488,840.51	854,034	39,174,539	906,180
	REPUBLIC OF KOREA	32,383.00	28,563	1,310,185	29,636
	SINGAPORE	38,857.11	75,379	3,457,634	81,378
	TAIWAN (REP. OF CHINA)	6,437.24	7,180	329,347	7,982
	THAILAND	128,505.88	243,694	11,178,244	252,431
	UNITED STATES OF AMERICA	8,287.48	70,979	3,255,807	81,682
390530	Polyvinyl alcohol, whether or not containing unhydrolysed acetate groups, in primary forms	1,403,079.75	2,991,532	137,221,574	3,143,870
	GERMANY	138.03	676	31,009	1,123
	HONG KONG, CHINA	0.90	869	39,861	880
	INDONESIA	187.76	1,225	56,191	1,806

TABLE 8 - Continued

PSCC CODE	COMMODITY AND COUNTRY OF ORIGIN	GROSS WEIGHT (GK)	FOB VALUE		CIF DOLLARS
			DOLLARS	PESOS	
	ITALY	11,801.71	10,183	467,094	15,184
	JAPAN	85,463.24	317,526	14,564,918	348,954
	MALAYSIA	262,274.54	232,352	10,657,986	249,762
	PEOPLE'S REPUBLIC OF CHINA	94,101.70	220,956	10,135,252	228,194
	SINGAPORE	414,815.59	1,081,480	49,607,488	1,127,401
	TAIWAN (REP. OF CHINA)	235,501.15	492,285	22,581,113	515,450
	UNITED STATES OF AMERICA	298,795.13	633,980	29,080,662	655,116
390591	Copolymers, in primary forms	297,141.92	748,823	34,348,510	785,976
	GERMANY	540.18	13,391	614,245	15,512
	INDIA	19,034.26	63,864	2,929,442	71,480
	JAPAN	1,505.32	6,594	302,467	7,053
	SINGAPORE	64,562.24	129,348	5,933,192	140,669
	TAIWAN (REP. OF CHINA)	20,307.97	32,115	1,473,115	33,910
	UNITED STATES OF AMERICA	191,191.95	503,511	23,096,049	517,352
390599	Other polymers of vinyl acetate or of other vinyl esters, in primary forms	604,880.93	3,995,472	183,272,303	4,188,164
	AUSTRALIA	36,999.56	231,722	10,629,088	241,365
	DENMARK	24.99	926	42,476	932
	FRANCE	2,138.10	1,005	46,099	1,306
	GERMANY	34,894.57	445,838	20,450,589	487,580
	HONG KONG, CHINA	77.90	7,073	324,439	7,080
	INDIA	20,897.45	40,057	1,837,415	42,847
	INDONESIA	50.74	1,751	80,318	1,879
	JAPAN	14,342.39	132,102	6,059,519	140,866
	MALAYSIA	11,833.24	16,142	740,434	16,598
	PEOPLE'S REPUBLIC OF CHINA	118,848.48	703,880	32,286,976	731,830
	REPUBLIC OF KOREA	5,133.60	36,834	1,689,576	40,804
	SINGAPORE	236,916.09	1,138,995	52,245,701	1,183,203
	SWITZERLAND	1,197.75	24,808	1,137,943	25,824
	TAIWAN (REP. OF CHINA)	22,148.02	50,228	2,303,959	52,093
	THAILAND	59.40	297	13,623	490
	UNITED ARAB EMIRATES, N.E.S.	60.22	46	2,110	50
	UNITED STATES OF AMERICA	99,258.43	1,163,768	53,382,038	1,213,417
3906	Acrylic polymers in primary forms.	37,393,394.21	56,195,827	2,577,702,587	58,687,615
390610	Polymethyl methacrylate	2,208,616.35	5,389,530	247,217,741	5,765,968
	AUSTRALIA	2,539.77	5,938	272,376	6,322
	BELGIUM	1,762.80	27,335	1,253,856	29,629
	FRANCE	1,950.66	39,586	1,815,810	45,903
	GERMANY	2,432.04	10,913	500,580	11,428
	INDIA	1,819.41	5,174	237,331	5,353
	INDONESIA	563,279.75	644,043	29,542,253	660,517
	ITALY	4,115.30	80,674	3,700,516	83,637
	JAPAN	132,560.02	703,222	32,256,794	797,375
	LIECHTENSTEIN	13.27	124	5,688	133
	MALAYSIA	122,331.46	185,510	8,509,344	195,038
	NETHERLANDS	659.92	79,306	3,637,766	82,023
	OMAN	14,705.10	21,415	982,306	22,419
	PEOPLE'S REPUBLIC OF CHINA	153,980.17	215,833	9,900,259	228,271
	REPUBLIC OF KOREA	97,143.24	180,608	8,284,489	190,664
	SINGAPORE	956,104.93	2,712,867	124,439,209	2,899,656
	SWITZERLAND	2,229.28	55,808	2,559,913	58,948
	TAIWAN (REP. OF CHINA)	81,542.81	144,931	6,647,985	151,112
	THAILAND	40,987.26	194,423	8,918,183	208,901
	UK OF GREAT BRITAIN AND N. IRELAND	68.50	269	12,339	288
	UNITED STATES OF AMERICA	28,390.66	81,551	3,740,744	88,351
390690	Other acrylic polymers in primary forms	35,184,777.86	50,806,297	2,330,484,846	52,921,647
	AUSTRALIA	167,587.55	448,198	20,558,842	467,500
	AUSTRIA	0.73	240	11,009	249
	BELGIUM	50,458.05	290,275	13,314,915	300,788
	BRAZIL	14,347.91	42,872	1,966,539	47,371
	CANADA	20.80	99	4,541	106
	COLOMBIA	936.83	1,226	56,237	1,230
	DEMOCRATIC PEOPLE'S REP. OF KOREA	9,016.16	6,136	281,458	6,778
	FINLAND	803.30	3,092	141,830	3,219
	FRANCE	19,018.71	155,429	7,129,528	167,364

TABLE 8 - Continued

PSCC CODE	COMMODITY AND COUNTRY OF ORIGIN	GROSS WEIGHT (GK)	FOB VALUE		CIF DOLLARS
			DOLLARS	PESOS	
	GERMANY	83,722.38	496,194	22,760,419	514,160
	HONG KONG, CHINA	12,341.92	21,349	979,278	22,839
	INDIA	88,330.25	180,684	8,287,975	189,276
	INDONESIA	6,409,992.80	7,967,913	365,488,169	8,265,014
	ITALY	12,165.59	17,323	794,606	18,493
	JAPAN	6,132,338.83	9,574,644	439,188,920	9,912,798
	KENYA	14,190.10	44,078	2,021,858	45,322
	MALAYSIA	585,878.79	684,628	31,403,887	724,454
	MEXICO	174,252.24	424,781	19,484,705	438,214
	NETHERLANDS	132,037.03	239,876	11,003,112	248,538
	PEOPLE'S REPUBLIC OF CHINA	5,711,299.98	7,661,603	351,437,730	8,004,032
	POLAND	91.52	827	37,934	1,351
	PORTUGAL	37,165.90	50,445	2,313,912	53,387
	REPUBLIC OF KOREA	1,619,260.41	2,758,989	126,554,826	2,892,548
	SINGAPORE	1,716,486.09	4,360,273	200,005,723	4,525,001
	SPAIN	5,433.16	18,090	829,788	18,679
	SWITZERLAND	2,601.71	16,063	736,809	20,212
	TAIWAN (REP. OF CHINA)	6,884,792.79	7,141,909	327,599,366	7,461,056
	THAILAND	4,853,014.87	6,791,195	311,512,115	6,981,222
	UK OF GREAT BRITAIN AND N. IRELAND	66,391.58	233,973	10,732,342	287,756
	UNITED STATES OF AMERICA	373,561.84	1,166,715	53,517,218	1,295,314
	VIETNAM	7,238.04	7,178	329,255	7,376
3907	Polyacetals, other polyethers and epoxide resins, in primary forms; polycarbonates, alkyd resins, polyallyl esters and other polyesters, in primary forms.	138,337,347.87	219,286,513	10,058,672,355	230,615,857
390710	Polyacetals, in primary forms	2,287,487.00	7,733,639	354,742,023	8,305,754
	GERMANY	1,666.28	10,221	468,837	10,510
	HONG KONG, CHINA	19,137.76	118,289	5,425,916	122,177
	JAPAN	671,874.85	3,094,674	141,952,696	3,349,204
	MALAYSIA	208,766.59	503,728	23,106,004	532,794
	NETHERLANDS	134.40	4,789	219,671	4,924
	PEOPLE'S REPUBLIC OF CHINA	28,438.74	164,657	7,552,817	185,698
	REPUBLIC OF KOREA	330,654.12	1,601,025	73,439,017	1,767,117
	SINGAPORE	159,743.04	373,113	17,114,694	398,356
	TAIWAN (REP. OF CHINA)	90,999.97	166,310	7,628,640	172,702
	THAILAND	774,820.47	1,676,758	76,912,890	1,740,831
	UNITED STATES OF AMERICA	1,250.78	20,075	920,841	21,441
390720	Other polyethers, in primary forms	26,508,199.03	47,052,806	2,158,312,211	49,795,568
	AUSTRALIA	173,698.59	550,427	25,248,086	572,820
	AUSTRIA	1,777.33	13,520	620,162	13,892
	BELGIUM	406.20	3,293	151,050	3,489
	DEMOCRATIC PEOPLE'S REP. OF KOREA	703.50	21,489	985,700	22,924
	GERMANY	104,981.94	340,985	15,640,982	359,424
	HONG KONG, CHINA	194,400.92	339,871	15,589,882	352,008
	INDIA	50,457.84	147,598	6,770,321	151,672
	INDONESIA	605.80	4,024	184,581	4,449
	ITALY	864.72	6,913	317,099	7,315
	JAPAN	618,177.86	1,926,323	88,360,436	2,038,984
	MALAYSIA	103,018.65	261,003	11,972,207	271,303
	MEXICO	7,942.67	25,488	1,169,135	26,585
	NETHERLANDS	267,036.99	610,148	27,987,489	628,102
	PEOPLE'S REPUBLIC OF CHINA	4,256,631.47	8,335,161	382,333,835	8,749,514
	REPUBLIC OF KOREA	2,429,796.88	4,844,780	222,230,059	4,995,179
	SINGAPORE	10,376,897.45	16,213,511	743,713,750	17,198,262
	SWEDEN	712.56	2,862	131,280	2,871
	TAIWAN (REP. OF CHINA)	2,329,874.32	3,837,344	176,018,970	4,149,500
	THAILAND	3,647,662.45	6,101,898	279,894,061	6,500,733
	UK OF GREAT BRITAIN AND N. IRELAND	1,120.42	5,747	263,615	7,838
	UNITED STATES OF AMERICA	1,941,430.47	3,460,421	158,729,511	3,738,704
390730	Epoxide resins, in primary forms	7,889,851.65	32,339,588	1,483,416,904	34,577,633
	AUSTRALIA	24,984.48	86,757	3,979,543	103,614
	BELGIUM	3,532.26	24,372	1,117,944	25,032
	CANADA	331.93	4,357	199,856	5,322
	DEMOCRATIC PEOPLE'S REP. OF KOREA	133.97	77	3,532	87
	DENMARK	270.25	1,150	52,751	2,487
	FRANCE	260.87	4,604	211,186	5,132
	GERMANY	95,918.10	355,780	16,319,629	370,044

TABLE 8 - Continued

PSCC CODE	COMMODITY AND COUNTRY OF ORIGIN	GROSS WEIGHT (GK)	FOB VALUE		CIF DOLLARS
			DOLLARS	PESOS	
	HONG KONG, CHINA	87,380.61	329,320	15,105,908	349,758
	INDIA	93,008.37	290,616	13,330,556	294,854
	ITALY	86.69	1,466	67,246	2,981
	JAPAN	656,960.38	7,061,632	323,917,059	7,609,732
	MALAYSIA	330,887.27	4,147,211	190,232,569	4,417,420
	MEXICO	99.91	1,542	70,732	1,647
	NETHERLANDS	195,316.64	546,003	25,045,158	565,818
	PEOPLE'S REPUBLIC OF CHINA	499,846.41	3,029,902	138,981,605	3,253,740
	REPUBLIC OF KOREA	406,948.29	3,665,845	168,152,310	3,911,015
	SAUDI ARABIA	15,171.23	17,305	793,780	18,489
	SINGAPORE	651,768.69	3,409,292	156,384,225	3,690,436
	SOUTH AFRICA, REP. OF	135.21	4,422	202,837	4,549
	SPAIN	200.53	2,625	120,409	2,670
	SWEDEN	0.50	497	22,797	579
	SWITZERLAND	9,341.89	57,499	2,637,479	59,832
	TAIWAN (REP. OF CHINA)	3,388,947.20	5,426,881	248,931,032	5,751,609
	THAILAND	1,030,389.93	2,503,064	114,815,546	2,647,725
	UK OF GREAT BRITAIN AND N. IRELAND	8,179.91	34,347	1,575,496	35,453
	UNITED ARAB EMIRATES, N.E.S.	2,271.10	9,231	423,426	12,863
	UNITED STATES OF AMERICA	378,462.42	1,311,401	60,153,964	1,420,957
	VIETNAM	9,016.61	12,390	568,329	13,788
390740	Polycarbonates, in primary forms	3,465,307.13	10,299,484	472,437,330	10,882,484
	BELGIUM	14,316.65	37,289	1,710,446	38,743
	GERMANY	1,970.03	7,340	336,686	7,350
	HONG KONG, CHINA	160,840.69	680,938	31,234,626	744,393
	INDIA	8,286.11	26,830	1,230,692	27,079
	INDONESIA	8,115.91	21,880	1,003,636	22,962
	ITALY	35.95	659	30,228	898
	JAPAN	279,932.50	1,482,565	68,005,257	1,548,802
	MALAYSIA	18,314.38	59,308	2,720,458	61,143
	PEOPLE'S REPUBLIC OF CHINA	475,572.20	1,153,969	52,932,558	1,204,661
	REPUBLIC OF KOREA	242,116.60	733,213	33,632,480	763,333
	SAUDI ARABIA	40,797.88	99,302	4,554,983	105,134
	SINGAPORE	777,131.61	2,532,615	116,171,050	2,651,631
	TAIWAN (REP. OF CHINA)	641,375.70	1,133,233	51,981,397	1,219,261
	THAILAND	744,503.34	2,149,112	98,579,768	2,295,006
	UK OF GREAT BRITAIN AND N. IRELAND	13,741.73	34,929	1,602,193	37,315
	UNITED ARAB EMIRATES, N.E.S.	55.27	716	32,843	764
	UNITED STATES OF AMERICA	37,987.44	144,682	6,636,563	153,086
	VIETNAM	213.14	904	41,466	923
390750	Alkyd resins, in primary forms	176,116.39	423,987	19,448,286	449,447
	BRAZIL	12,991.44	27,519	1,262,297	28,646
	GERMANY	2,233.74	9,851	451,866	10,910
	HONG KONG, CHINA	5,008.54	21,884	1,003,819	22,635
	INDONESIA	2,032.81	4,263	195,544	4,437
	JAPAN	11,092.39	63,058	2,892,471	67,473
	MALAYSIA	73,300.18	141,381	6,485,147	151,211
	PEOPLE'S REPUBLIC OF CHINA	12,968.63	35,065	1,608,432	40,951
	SINGAPORE	21,102.76	28,823	1,322,111	28,823
	SWITZERLAND	176.08	2,159	99,033	2,242
	THAILAND	34,506.37	87,828	4,028,670	89,889
	UNITED STATES OF AMERICA	703.45	2,156	98,896	2,230
390760	Polyethylene terephthalate, in primary forms	84,602,562.71	93,583,677	4,292,683,265	97,286,844
	AUSTRALIA	1,782.94	3,318	152,197	3,415
	BELGIUM	3,395.47	29,277	1,342,936	34,874
	DEMOCRATIC PEOPLE'S REP. OF KOREA	143,174.12	355,840	16,322,381	365,100
	GERMANY	4.20	1,293	59,310	1,346
	HONG KONG, CHINA	21,052.90	111,811	5,128,771	115,364
	INDONESIA	318,378.04	452,967	20,777,596	467,890
	JAPAN	109,010.02	688,954	31,602,320	756,847
	MALAYSIA	122,921.42	146,288	6,710,231	149,968
	PEOPLE'S REPUBLIC OF CHINA	80,639,224.03	87,221,849	4,000,866,214	90,637,426
	REPUBLIC OF KOREA	1,425,658.47	2,047,768	93,931,118	2,140,710
	SINGAPORE	254,128.11	581,998	26,696,248	604,496
	TAIWAN (REP. OF CHINA)	88,169.94	130,955	6,006,906	139,804
	THAILAND	1,461,404.86	1,763,276	80,881,470	1,818,065
	UNITED STATES OF AMERICA	1,563.92	9,344	428,609	10,838
	VIETNAM	12,694.27	38,739	1,776,958	40,701

TABLE 8 - Continued

PSCC CODE	COMMODITY AND COUNTRY OF ORIGIN	GROSS WEIGHT (GK)	FOB VALUE		CIF
			DOLLARS	PESOS	DOLLARS
390791	Other polyesters, unsaturated, in primary forms	5,221,953.31	9,931,159	455,542,263	10,540,178
	BAHRAIN	54.87	135	6,192	159
	BELGIUM	9,652.43	66,277	3,040,126	69,660
	CANADA	474.72	14,663	672,592	17,634
	FRANCE	8,836.84	34,954	1,603,340	36,081
	GERMANY	30,183.85	157,535	7,226,130	159,905
	HONG KONG, CHINA	1,406.53	2,419	110,960	2,584
	INDONESIA	522,403.41	780,469	35,800,113	824,698
	ITALY	9,173.41	47,137	2,162,174	52,574
	JAPAN	488,698.17	1,993,953	91,462,624	2,130,967
	MALAYSIA	412,250.86	619,475	28,415,318	647,186
	PEOPLE'S REPUBLIC OF CHINA	329,312.15	635,516	29,151,119	673,651
	REPUBLIC OF KOREA	595,421.05	771,092	35,369,990	810,547
	SAUDI ARABIA	16,240.00	26,796	1,229,133	30,837
	SINGAPORE	1,250,351.03	1,754,717	80,488,869	1,862,850
	TAIWAN (REP. OF CHINA)	1,104,674.82	1,765,923	81,002,888	1,873,632
	THAILAND	362,085.36	1,033,784	47,419,672	1,101,874
	UK OF GREAT BRITAIN AND N. IRELAND	63.88	1,313	60,227	1,350
	UNITED ARAB EMIRATES, N.E.S.	62,521.87	134,570	6,172,726	145,495
	UNITED STATES OF AMERICA	18,148.06	90,431	4,148,070	98,494
390799	Other polyesters, in primary forms	8,185,870.65	17,922,173	822,090,073	18,777,949
	BAHRAIN	15.94	178	8,165	183
	BELGIUM	1,037.74	9,379	430,214	10,265
	FRANCE	23,814.83	102,667	4,709,335	106,414
	GEORGIA	2,172.94	28,919	1,326,515	28,931
	GERMANY	34,682.38	240,010	11,009,259	249,698
	HONG KONG, CHINA	47,060.84	131,198	6,018,052	139,589
	INDIA	114,913.31	261,485	11,994,317	268,245
	INDONESIA	71,109.53	92,312	4,234,351	96,569
	ITALY	15,250.46	27,075	1,241,930	28,459
	JAPAN	762,960.39	4,202,622	192,774,271	4,409,271
	KUWAIT	80,025.80	102,640	4,708,097	121,856
	MALAYSIA	936,492.48	2,474,646	113,512,012	2,578,888
	NETHERLANDS	13,285.23	29,391	1,348,165	31,431
	PEOPLE'S REPUBLIC OF CHINA	630,047.10	1,811,974	83,115,247	1,899,048
	REPUBLIC OF KOREA	46,743.30	125,567	5,759,758	129,389
	SINGAPORE	386,308.91	724,213	33,219,650	767,309
	SWITZERLAND	316.00	2,190	100,455	2,286
	TAIWAN (REP. OF CHINA)	4,634,749.21	6,373,793	292,365,885	6,671,391
	THAILAND	272,614.75	814,811	37,375,381	852,957
	UK OF GREAT BRITAIN AND N. IRELAND	2,265.61	15,343	703,783	16,236
	UNITED ARAB EMIRATES, N.E.S.	13,177.46	25,045	1,148,814	25,515
	UNITED STATES OF AMERICA	96,445.08	323,981	14,861,008	340,759
	VIETNAM	381.36	2,734	125,409	3,260
3908	Polyamides in primary forms.	9,800,443.08	24,700,596	1,133,016,339	25,980,090
390810	Polyamide-6, -11, -12, 6,6, -6,10 or -6,12, in primary forms	7,065,372.65	17,482,841	801,937,917	18,509,709
	GERMANY	143,596.16	273,857	12,561,821	282,011
	HONG KONG, CHINA	401,121.70	595,748	27,326,961	620,331
	INDONESIA	581,340.41	853,333	39,142,384	884,905
	ITALY	9,737.31	53,571	2,457,302	54,638
	JAPAN	747,427.23	3,216,525	147,542,002	3,452,975
	MALAYSIA	70,481.79	200,689	9,205,605	212,163
	NETHERLANDS	68,131.00	241,084	11,058,523	254,307
	PEOPLE'S REPUBLIC OF CHINA	951,990.95	1,814,229	83,218,685	1,908,082
	REPUBLIC OF KOREA	14,435.23	47,991	2,201,347	51,822
	SINGAPORE	933,859.70	1,206,770	55,354,540	1,258,842
	TAIWAN (REP. OF CHINA)	188,306.38	306,620	14,064,659	321,895
	THAILAND	2,049,503.91	4,775,720	219,062,276	5,034,268
	UK OF GREAT BRITAIN AND N. IRELAND	20.89	518	23,761	636
	UNITED STATES OF AMERICA	905,419.99	3,896,186	178,718,051	4,172,834
390890	Other polyamide, in primary forms	2,735,070.43	7,217,755	331,078,422	7,470,381
	AUSTRALIA	448.18	3,667	168,205	3,796
	DENMARK	11,892.87	250,730	11,500,985	264,016
	FRANCE	137.42	5,417	248,478	5,642
	GERMANY	624.51	17,382	797,312	18,010

TABLE 8 - Continued

PSCC CODE	COMMODITY AND COUNTRY OF ORIGIN	GROSS WEIGHT (GK)	FOB VALUE		CIF
			DOLLARS	PESOS	DOLLARS
	HONG KONG, CHINA	60,186.99	235,846	10,818,256	242,504
	INDIA	37,478.42	109,708	5,032,306	113,630
	INDONESIA	498,463.70	710,040	32,569,535	735,360
	ITALY	9,516.07	47,913	2,197,769	55,612
	JAPAN	93,103.95	865,656	39,707,641	911,540
	MALAYSIA	19,193.19	52,294	2,398,725	55,222
	NETHERLANDS	899.50	4,882	223,937	4,934
	PEOPLE'S REPUBLIC OF CHINA	366,975.42	688,825	31,596,403	710,595
	POLAND	49.27	946	43,393	970
	REPUBLIC OF KOREA	66,510.29	160,726	7,372,502	176,886
	SINGAPORE	827,894.99	2,331,932	106,965,721	2,386,658
	SPAIN	66.52	9,188	421,454	9,447
	SWITZERLAND	313.92	6,053	277,651	6,288
	TAIWAN (REP. OF CHINA)	166,506.67	301,342	13,822,558	309,824
	THAILAND	201,083.45	486,767	22,328,002	501,375
	TURKEY	697.43	4,660	213,754	4,794
	UK OF GREAT BRITAIN AND N. IRELAND	1,304.42	31,693	1,453,758	32,696
	UNITED STATES OF AMERICA	371,585.83	889,224	40,788,705	917,511
	VIETNAM	137.42	2,864	131,372	3,071
3909	Amino-resins, phenolic resins and polyurethanes, in primary forms.	15,437,281.13	44,475,033	2,040,069,761	46,972,580
390910	Urea resins; thiourea resins, in primary forms	2,532,128.85	6,094,897	279,572,923	6,434,943
	AUSTRALIA	19,357.51	54,914	2,518,905	60,810
	BELGIUM	40.08	233	10,688	242
	CANADA	39,402.19	52,852	2,424,321	55,116
	DEMOCRATIC PEOPLE'S REP. OF KOREA	71,880.52	198,571	9,108,452	211,839
	EGYPT ARAB REPUBLIC	30,615.65	29,367	1,347,064	30,420
	FRANCE	98.04	3,311	151,876	3,439
	GERMANY	5,604.43	21,682	994,553	22,717
	HONG KONG, CHINA	13,080.11	115,099	5,279,591	121,316
	ITALY	34,449.15	48,594	2,229,007	51,192
	JAPAN	393,762.45	2,174,622	99,749,911	2,306,071
	MALAYSIA	103,405.92	185,439	8,506,087	192,955
	MALTA	1,061.84	4,294	196,966	4,588
	MEXICO	16,934.38	16,522	757,864	16,988
	NETHERLANDS	630.30	2,260	103,666	2,504
	NEW ZEALAND	501.05	4,827	221,414	5,611
	NORWAY	3,539.79	8,089	371,042	12,278
	PEOPLE'S REPUBLIC OF CHINA	787,134.37	736,949	33,803,851	783,764
	REPUBLIC OF KOREA	58,377.81	301,670	13,837,603	316,096
	SINGAPORE	447,940.50	1,143,332	52,444,638	1,195,100
	TAIWAN (REP. OF CHINA)	223,091.11	373,733	17,143,132	393,520
	THAILAND	206,518.77	448,517	20,573,475	471,187
	UK OF GREAT BRITAIN AND N. IRELAND	30,342.01	59,090	2,710,458	59,900
	UNITED STATES OF AMERICA	42,533.54	103,417	4,743,738	109,253
	VIETNAM	1,827.33	7,513	344,621	8,037
390920	Melamine resins, in primary forms	1,516,059.95	3,943,938	180,908,436	4,243,192
	GERMANY	7,460.48	20,021	918,363	20,674
	INDIA	4,279.82	9,617	441,132	9,626
	INDONESIA	81,236.42	118,764	5,447,705	125,099
	ITALY	9,900.05	19,660	901,804	20,937
	JAPAN	111,768.25	439,711	20,169,544	470,196
	MALAYSIA	52,274.30	236,928	10,867,887	257,475
	MEXICO	44.21	84	3,853	87
	NORWAY	7,224.22	20,782	953,270	22,397
	PEOPLE'S REPUBLIC OF CHINA	14,882.68	19,290	884,832	20,238
	REPUBLIC OF KOREA	53,383.48	294,034	13,487,340	318,197
	SINGAPORE	115,915.38	1,192,326	54,691,994	1,335,357
	TAIWAN (REP. OF CHINA)	13,730.38	29,550	1,355,459	32,816
	THAILAND	1,034,391.42	1,524,253	69,917,485	1,588,290
	UNITED STATES OF AMERICA	9,514.49	18,835	863,961	21,715
	VIETNAM	54.37	83	3,807	88
390930	Other amino-resins, in primary forms	2,757,259.11	8,631,196	395,912,960	9,081,487
	GERMANY	17.81	163	7,477	201
	INDIA	5,371.84	26,427	1,212,206	26,446
	ITALY	2,237.46	2,898	132,931	3,071
	JAMAICA (EXCLUDES CAYMAN IS., TURKS, CAICOS)	15.98	1,306	59,906	1,359

TABLE 8 - Continued

PSCC CODE	COMMODITY AND COUNTRY OF ORIGIN	GROSS WEIGHT (GK)	FOB VALUE		CIF DOLLARS
			DOLLARS	PESOS	
	JAPAN	106,224.02	1,094,647	50,211,457	1,169,213
	MALAYSIA	101,094.16	593,866	27,240,633	626,954
	NETHERLANDS	138.05	2,413	110,684	2,577
	NORWAY	3,087.02	19,606	899,327	20,646
	PEOPLE'S REPUBLIC OF CHINA	915,628.87	1,580,756	72,509,278	1,650,662
	REPUBLIC OF KOREA	1,227,063.25	2,237,389	102,629,034	2,323,614
	SINGAPORE	340,064.19	2,891,812	132,647,417	3,065,530
	TAIWAN (REP. OF CHINA)	34,219.43	72,217	3,312,594	75,191
	THAILAND	3,744.58	9,102	417,509	10,564
	UNITED STATES OF AMERICA	18,352.45	98,594	4,522,507	105,459
390940	Phenolic resins	3,104,220.10	11,404,827	523,139,413	12,130,473
	DEMOCRATIC PEOPLE'S REP. OF KOREA	15,323.48	37,565	1,723,107	38,473
	EGYPT ARAB REPUBLIC	15,132.25	25,136	1,152,988	25,149
	FRANCE	25,672.20	83,884	3,847,759	87,866
	GERMANY	180,124.87	576,212	26,430,844	601,630
	HONG KONG, CHINA	5,050.81	16,318	748,507	16,987
	INDIA	45,809.11	32,070	1,471,051	34,871
	INDONESIA	85,136.47	149,443	6,854,950	156,051
	ITALY	1.66	268	12,293	291
	JAPAN	595,323.30	3,782,350	173,496,394	4,066,594
	MALAYSIA	51,264.80	133,000	6,100,710	149,652
	NETHERLANDS	9,337.72	13,630	625,208	13,690
	PEOPLE'S REPUBLIC OF CHINA	607,826.64	823,955	37,794,816	859,145
	REPUBLIC OF KOREA	638,547.65	1,997,882	91,642,847	2,158,499
	SINGAPORE	231,423.69	1,979,927	90,819,252	2,088,158
	SOUTH AFRICA, REP. OF	24.55	483	22,155	608
	SWITZERLAND	0.85	156	7,156	167
	TAIWAN (REP. OF CHINA)	114,390.90	174,279	7,994,177	180,334
	THAILAND	135,681.05	515,835	23,661,351	537,750
	UK OF GREAT BRITAIN AND N. IRELAND	6,414.35	26,943	1,235,875	29,199
	UNITED STATES OF AMERICA	341,534.23	1,034,473	47,451,277	1,084,313
	VIETNAM	199.52	1,018	46,696	1,046
390950	Polyurethanes	5,527,613.12	14,400,175	660,536,029	15,082,485
	AUSTRALIA	8,492.58	40,970	1,879,294	43,627
	BELGIUM	198.10	2,103	96,465	2,246
	BRAZIL	121,997.85	415,915	19,078,021	424,311
	DEMOCRATIC PEOPLE'S REP. OF KOREA	51,608.66	122,699	5,628,203	131,108
	FRANCE	1,230.36	3,103	142,335	3,223
	GERMANY	73,229.59	224,735	10,308,594	237,544
	HONG KONG, CHINA	32,299.02	60,128	2,758,071	63,541
	INDIA	143,364.45	416,691	19,113,616	426,827
	INDONESIA	1,557.57	2,455	112,611	3,813
	ITALY	11,840.40	19,094	875,842	20,307
	JAPAN	597,338.60	1,964,884	90,129,229	2,091,006
	MALAYSIA	1,571,554.29	4,194,396	192,396,945	4,331,334
	NETHERLANDS	35,455.39	140,022	6,422,809	142,850
	PEOPLE'S REPUBLIC OF CHINA	540,776.82	1,278,542	58,646,722	1,314,914
	REPUBLIC OF KOREA	1,031,871.36	2,533,928	116,231,277	2,710,587
	SINGAPORE	384,530.08	1,181,416	54,191,552	1,235,831
	SPAIN	18,748.51	25,990	1,192,161	28,886
	SWITZERLAND	51,514.80	31,697	1,453,941	34,078
	TAIWAN (REP. OF CHINA)	530,739.34	780,733	35,812,223	817,131
	THAILAND	147,777.48	352,340	16,161,836	380,790
	UK OF GREAT BRITAIN AND N. IRELAND	6,438.55	28,342	1,300,048	29,468
	UNITED ARAB EMIRATES, N.E.S.	11.10	547	25,091	563
	UNITED STATES OF AMERICA	164,906.32	576,388	26,438,918	605,187
	VIETNAM	131.90	3,057	140,225	3,313
3910	Silicones in primary forms.	7,479,986.76	82,299,371	3,775,072,149	89,742,917
391000	Silicones in primary forms	7,479,986.76	82,299,371	3,775,072,149	89,742,917
	BELGIUM	30,987.85	127,068	5,828,610	132,668
	CANADA	0.13	52	2,385	55
	CZECH REPUBLIC (CZECHOSLOVAKIA)	12.88	253	11,605	261
	DEMOCRATIC PEOPLE'S REP. OF KOREA	656.77	4,746	217,699	5,066
	DENMARK	0.79	427	19,586	445
	FRANCE	18,494.67	42,543	1,951,447	44,427
	GERMANY	273,281.65	5,654,290	259,362,283	7,477,971
	HONG KONG, CHINA	186,579.59	5,072,910	232,694,382	5,423,387

TABLE 8 - Continued

PSCC CODE	COMMODITY AND COUNTRY OF ORIGIN	GROSS WEIGHT (GK)	FOB VALUE		CIF DOLLARS
			DOLLARS	PESOS	
	INDIA	666,262.34	1,268,656	58,193,251	1,381,751
	INDONESIA	53,036.18	216,347	9,923,837	239,770
	IRELAND	5,289.15	57,123	2,620,232	58,637
	ITALY	224.79	4,827	221,415	5,689
	JAMAICA (EXCLUDES CAYMAN IS., TURKS, CAICOS)	415.12	4,310	197,700	4,432
	JAPAN	2,217,252.86	21,731,595	996,828,263	23,132,845
	MALAYSIA	674,894.34	2,619,487	120,155,868	2,784,326
	NETHERLANDS	228.96	23,389	1,072,853	24,252
	NORWAY	12,376.72	2,068,038	94,860,903	2,628,036
	PEOPLE'S REPUBLIC OF CHINA	623,589.39	33,786,801	1,549,800,562	36,317,854
	POLAND	1.68	1,497	68,667	1,538
	PUERTO RICO	381.47	62,802	2,880,728	63,743
	REPUBLIC OF KOREA	624,878.82	1,317,175	60,418,818	1,358,452
	SINGAPORE	453,653.30	1,550,417	71,117,628	1,627,276
	SPAIN	93.15	1,904	87,336	1,999
	SWEDEN	198.97	2,776	127,335	2,898
	SWITZERLAND	114.87	8,140	373,382	9,254
	TAIWAN (REP. OF CHINA)	170,999.42	1,382,363	63,408,990	1,462,888
	THAILAND	1,256,644.98	3,924,590	180,020,944	4,103,240
	UK OF GREAT BRITAIN AND N. IRELAND	43,833.02	70,213	3,220,670	73,879
	UNITED STATES OF AMERICA	117,911.35	1,159,617	53,191,632	1,235,298
	VIETNAM	47,691.55	135,015	6,193,138	140,580
3911	Petroleum resins, coumarone-indene resins, polyterpenes, polysulphides, polysulphones and other products specified in Note 3 to this Chapter, not elsewhere specified or included, in primary forms.	6,490,988.46	15,088,789	692,122,752	15,846,204
391110	Petroleum resins, coumarone, indene or coumarone-indene resins and polyterpenes, in primary forms	1,917,654.77	4,397,177	201,698,510	4,567,416
	AUSTRALIA	1,536.21	4,268	195,773	4,471
	FRANCE	170,243.15	460,885	21,140,795	474,849
	GERMANY	82.76	2,446	112,198	2,822
	INDIA	40,870.53	40,085	1,838,699	41,186
	JAPAN	272,109.92	742,211	34,045,219	793,545
	MALAYSIA	3,539.49	4,071	186,737	4,203
	PEOPLE'S REPUBLIC OF CHINA	724,685.18	1,469,692	67,414,772	1,518,137
	REPUBLIC OF KOREA	461,588.45	1,223,031	56,100,432	1,262,759
	SINGAPORE	57,509.40	216,042	9,909,847	222,375
	SWITZERLAND	15.83	4,567	209,488	4,879
	TAIWAN (REP. OF CHINA)	171,303.27	192,164	8,814,563	200,003
	THAILAND	13,738.89	36,030	1,652,696	36,092
	UNITED STATES OF AMERICA	431.69	1,685	77,291	2,095
391190	Polysulphides, polysulphones and other products specified in Note 3 to this Chapter, not elsewhere specified or included, in primary forms	4,573,333.69	10,691,612	490,424,242	11,278,788
	AUSTRIA	11.67	205	9,403	219
	BELGIUM	51,460.31	201,262	9,231,888	214,684
	CHILE	19.98	808	37,063	946
	DENMARK	32.18	2,495	114,446	2,565
	FRANCE	49,510.89	160,242	7,350,300	166,728
	GERMANY	8,848.10	63,750	2,924,212	67,069
	HONG KONG, CHINA	19,459.04	103,913	4,766,489	108,290
	INDIA	83,016.71	169,952	7,795,699	176,021
	INDONESIA	14,830.06	27,337	1,253,948	28,155
	ITALY	12,272.94	29,401	1,348,624	30,097
	JAPAN	2,818,023.85	6,323,463	290,057,248	6,665,751
	MALAYSIA	15,113.00	35,908	1,647,100	38,909
	NETHERLANDS	6,572.02	36,430	1,671,044	36,502
	PEOPLE'S REPUBLIC OF CHINA	484,179.14	984,371	45,153,098	1,038,592
	REPUBLIC OF KOREA	84,151.44	367,203	16,843,601	388,963
	SINGAPORE	160,422.74	582,073	26,699,689	601,758
	SWITZERLAND	22,291.29	23,958	1,098,953	28,012
	TAIWAN (REP. OF CHINA)	394,253.41	668,720	30,674,187	716,192
	THAILAND	192,041.75	543,850	24,946,399	580,504
	UNITED STATES OF AMERICA	142,408.45	320,636	14,707,574	341,613
	VIETNAM	14,414.72	45,635	2,093,277	47,218
3912	Cellulose and its chemical derivatives, not elsewhere specified or included, in primary forms.	6,484,151.07	31,470,196	1,443,537,895	32,882,480

TABLE 8 - Continued

PSCC CODE	COMMODITY AND COUNTRY OF ORIGIN	GROSS WEIGHT (GK)	FOB VALUE		CIF
			DOLLARS	PESOS	DOLLARS
391211	Cellulose acetates, non-plasticised, in primary forms	98,159.26	992,790	45,539,277	1,010,362
	BELGIUM	17,798.14	174,324	7,996,242	177,118
	UNITED STATES OF AMERICA	80,361.12	818,466	37,543,035	833,244
391212	Cellulose acetates, plasticised, in primary forms	15,309.12	104,950	4,814,057	110,606
	HONG KONG, CHINA	434.81	21,110	968,316	21,125
	JAPAN	422.88	10,614	486,864	12,042
	UNITED STATES OF AMERICA	14,451.43	73,226	3,358,877	77,439
391220	Cellulose nitrates (including collodions), in primary forms	713,338.45	1,825,734	83,746,418	1,887,858
	HONG KONG, CHINA	286.19	1,270	58,255	1,277
	INDIA	7,453.81	20,662	947,766	21,487
	JAPAN	251.64	1,704	78,162	1,866
	MALAYSIA	38.95	229	10,504	238
	PEOPLE'S REPUBLIC OF CHINA	354,852.57	818,950	37,565,236	842,618
	REPUBLIC OF KOREA	3,724.22	37,139	1,703,566	37,208
	SINGAPORE	208.57	1,509	69,218	1,566
	TAIWAN (REP. OF CHINA)	141,449.02	362,754	16,639,526	367,404
	THAILAND	204,874.76	573,420	26,302,775	605,950
	UNITED STATES OF AMERICA	198.72	8,097	371,410	8,244
391231	Carboxymethylcellulose and its salts, in primary forms	2,060,048.80	4,069,249	186,656,454	4,272,512
	BRUNEI DARUSSALAM	4,895.54	9,431	432,600	9,698
	FINLAND	167,341.21	738,156	33,859,216	768,626
	FRANCE	1,977.16	27,999	1,284,314	34,920
	GERMANY	61,499.78	308,154	14,135,024	325,887
	HONG KONG, CHINA	2,071.30	3,385	155,270	3,396
	INDIA	268,869.09	253,426	11,624,651	265,877
	ITALY	15,330.00	24,892	1,141,796	25,577
	JAPAN	2,094.99	40,096	1,839,204	43,687
	MALAYSIA	13,303.33	24,832	1,139,044	25,533
	NETHERLANDS	1,249.91	19,748	905,841	21,225
	PEOPLE'S REPUBLIC OF CHINA	941,644.08	1,217,372	55,840,854	1,264,879
	REPUBLIC OF KOREA	10,124.60	14,992	687,683	16,018
	SRI LANKA (CEYLON)	305,594.86	234,778	10,769,267	239,912
	SWITZERLAND	127,805.08	647,410	29,696,697	707,721
	TAIWAN (REP. OF CHINA)	4,859.37	26,776	1,228,215	28,527
	THAILAND	16,880.31	32,840	1,506,371	34,490
	TURKEY	27,135.52	22,858	1,048,496	24,205
	UK OF GREAT BRITAIN AND N. IRELAND	29,700.49	64,606	2,963,477	67,787
	UNITED STATES OF AMERICA	53,751.09	327,288	15,012,701	332,927
	URUGUAY	3,921.09	30,210	1,385,733	31,620
391239	Other cellulose ethers, in primary forms	1,158,532.08	6,736,713	309,013,025	7,012,048
	AUSTRALIA	11,509.90	51,466	2,360,745	55,230
	BELGIUM	27,601.76	174,010	7,981,839	180,272
	FRANCE	904.22	10,865	498,378	11,680
	GERMANY	183,488.42	1,117,949	51,280,321	1,153,250
	INDIA	13,500.91	66,141	3,033,888	67,453
	JAPAN	33,393.87	269,292	12,352,424	300,407
	NETHERLANDS	75,832.99	486,421	22,312,131	513,726
	PEOPLE'S REPUBLIC OF CHINA	233,905.40	1,125,927	51,646,271	1,153,702
	REPUBLIC OF KOREA	154,422.35	755,494	34,654,510	791,572
	SINGAPORE	13,781.60	186,561	8,557,553	199,316
	SWEDEN	206,743.28	1,083,740	49,711,154	1,107,411
	SWITZERLAND	82,162.66	557,737	25,583,396	572,805
	TAIWAN (REP. OF CHINA)	13,152.24	37,528	1,721,409	37,927
	THAILAND	320.94	4,716	216,323	5,344
	UK OF GREAT BRITAIN AND N. IRELAND	16,070.49	40,798	1,871,404	44,984
	UNITED STATES OF AMERICA	91,741.05	768,068	35,231,279	816,969
391290	Other cellulose and its chemical derivatives, n.e.s. or included, in primary forms	2,438,763.36	17,740,760	813,768,664	18,589,094
	AUSTRALIA	9,502.74	6,345	291,045	6,605
	BELGIUM	876.96	6,781	311,045	7,323
	FRANCE	4,391.47	23,040	1,056,845	23,849
	GERMANY	145,037.05	662,596	30,393,279	675,674
	HONG KONG, CHINA	2.61	272	12,477	338

TABLE 8 - Continued

PSCC CODE	COMMODITY AND COUNTRY OF ORIGIN	GROSS WEIGHT (GK)	FOB VALUE		CIF
			DOLLARS	PESOS	DOLLARS
	INDIA	71,428.17	61,410	2,816,877	65,220
	INDONESIA	9,301.25	121,457	5,571,233	124,956
	IRELAND	359,191.95	2,232,023	102,382,895	2,371,408
	ITALY	813.33	1,591	72,979	1,721
	JAPAN	349,074.78	3,163,430	145,106,535	3,282,783
	PEOPLE'S REPUBLIC OF CHINA	188,743.56	657,898	30,177,781	672,265
	REPUBLIC OF KOREA	2,057.24	19,508	894,832	20,748
	SINGAPORE	1,356.65	32,555	1,493,298	35,039
	SWEDEN	25,933.85	112,436	5,157,439	114,337
	SWITZERLAND	94.33	4,487	205,819	6,508
	TAIWAN (REP. OF CHINA)	65,910.87	238,791	10,953,344	250,149
	THAILAND	43,764.21	356,181	16,338,022	402,475
	UK OF GREAT BRITAIN AND N. IRELAND	58,359.59	41,545	1,905,669	41,892
	UNITED STATES OF AMERICA	1,102,922.75	9,998,414	458,627,250	10,485,804
3913	Natural polymers (for example, alginic acid) and modified natural polymers (for example, hardened proteins, chemical derivatives of natural rubber), not elsewhere specified or included, in primary forms.	1,909,518.46	12,075,208	553,889,791	12,962,104
391310	Alginic acid, its salts and esters, in primary forms	437,424.29	5,757,149	264,080,423	6,289,998
	BELGIUM	66.13	299	13,715	335
	FRANCE	24,700.51	426,794	19,577,041	444,218
	JAPAN	70,952.31	663,799	30,448,460	681,160
	NORWAY	8,319.48	147,066	6,745,917	181,692
	PEOPLE'S REPUBLIC OF CHINA	216,324.44	2,825,713	129,615,455	3,177,383
	SINGAPORE	351.61	4,638	212,745	4,832
	SWITZERLAND	4.17	493	22,614	544
	TAIWAN (REP. OF CHINA)	5,968.40	7,715	353,887	7,976
	THAILAND	135.85	5,243	240,496	5,866
	UK OF GREAT BRITAIN AND N. IRELAND	110,601.39	1,675,389	76,850,093	1,785,992
391390	Other natural polymers (for example, alginic acid) and modified natural polymers (for example, hardened proteins, chemical derivatives or natural rubber), n.e.s. or in included, in primary forms	1,472,094.17	6,318,059	289,809,368	6,672,106
	AUSTRIA	31,511.93	76,193	3,494,973	79,585
	CANADA	369,158.41	965,622	44,293,081	1,001,768
	CZECH REPUBLIC (CZECHOSLOVAKIA)	1.01	423	19,403	440
	DENMARK	3,069.53	54,956	2,520,832	55,035
	FRANCE	81,592.47	781,322	35,839,240	812,950
	GERMANY	26,108.83	144,190	6,613,995	152,024
	HONG KONG, CHINA	70.69	1,684	77,245	2,449
	ICELAND	186.08	8,179	375,171	8,212
	INDIA	42,914.03	27,247	1,249,820	28,850
	INDONESIA	1,615.19	7,895	362,144	8,377
	JAPAN	171,603.33	1,359,441	62,357,559	1,523,082
	MALAYSIA	18.95	307	14,082	328
	NETHERLANDS	1,829.66	43,878	2,012,684	49,096
	PAKISTAN, ISLAMIC REP. OF	1,225.57	1,036	47,521	1,038
	PEOPLE'S REPUBLIC OF CHINA	550,508.26	1,460,979	67,015,107	1,515,736
	REPUBLIC OF KOREA	39.79	650	29,816	876
	SINGAPORE	24,217.29	122,271	5,608,571	126,559
	SLOVENIA	16,901.32	129,293	5,930,670	133,634
	SPAIN	11.31	3,759	172,425	4,234
	SWITZERLAND	22.00	630	28,898	697
	TAIWAN (REP. OF CHINA)	14,581.87	23,717	1,087,899	25,475
	THAILAND	4,708.48	25,447	1,167,254	25,837
	UNITED STATES OF AMERICA	108,802.05	835,370	38,318,422	866,649
	URUGUAY	21,396.12	243,570	11,172,556	249,175
3914	Ion-exchangers based on polymers of headings 39.01 to 39.13, in primary forms.	874,214.97	3,679,213	168,765,501	3,885,452
391400	Ion-exchangers based on polymers of headings Nos. 39.01 to 39.13, in primary forms	874,214.97	3,679,213	168,765,501	3,885,452
	AUSTRALIA	3,307.39	17,716	812,633	18,633
	FRANCE	24,317.04	190,628	8,744,107	200,849
	GERMANY	19,980.87	78,993	3,623,409	81,811
	INDIA	57,731.85	216,574	9,934,249	222,797
	INDONESIA	297.69	1,531	70,227	1,575

TABLE 8 - Continued

PSCC CODE	COMMODITY AND COUNTRY OF ORIGIN	GROSS WEIGHT (GK)	FOB VALUE		CIF DOLLARS
			DOLLARS	PESOS	
	ITALY	10,866.54	92,470	4,241,599	92,584
	JAPAN	97,938.93	809,692	37,140,573	854,846
	MALAYSIA	3,838.84	14,124	647,868	16,299
	NETHERLANDS	41.59	257	11,789	619
	NEW ZEALAND	2,919.19	27,414	1,257,480	28,911
	PEOPLE'S REPUBLIC OF CHINA	447,856.14	1,279,081	58,671,445	1,332,751
	REPUBLIC OF KOREA	46,102.95	271,395	12,448,888	317,317
	SAUDI ARABIA	22,437.65	31,390	1,439,859	32,276
	SINGAPORE	81,555.02	355,686	16,315,317	374,038
	SWITZERLAND	1,414.24	21,146	969,967	24,679
	TAIWAN (REP. OF CHINA)	26,495.18	50,095	2,297,858	53,326
	THAILAND	8,367.36	46,713	2,142,725	48,236
	UNITED STATES OF AMERICA	18,746.50	174,308	7,995,508	183,905
3915	Waste, parings and scrap, of plastics.	2,068,938.19	1,656,864	76,000,354	1,739,835
391510	Waste, parings and scrap of polymers of ethylene	684,636.96	249,448	11,442,180	257,792
	GERMANY	603,884.17	213,909	9,812,006	213,909
	JAPAN	35,160.20	8,677	398,014	10,649
	REPUBLIC OF KOREA	104.29	1,843	84,538	1,929
	UK OF GREAT BRITAIN AND N. IRELAND	45,488.30	25,019	1,147,622	31,305
391520	Waste, parings and scrap of polymers of styrene	89,743.27	102,683	4,710,069	109,535
	TAIWAN (REP. OF CHINA)	89,743.27	102,683	4,710,069	109,535
391530	Waste, parings and scrap of polymers of vinyl chloride	303,857.60	124,155	5,694,990	131,784
	JAPAN	52,330.05	16,978	778,781	19,012
	TAIWAN (REP. OF CHINA)	251,527.55	107,177	4,916,209	112,772
391590	Waste, parings and scrap of polymers of other plastics	990,700.36	1,180,578	54,153,115	1,240,724
	DENMARK	2,691.80	29,205	1,339,633	31,203
	GERMANY	17,205.67	201,352	9,236,017	215,335
	HONG KONG, CHINA	34,357.63	72,116	3,307,961	75,068
	INDONESIA	376,489.10	99,739	4,575,028	108,345
	ISRAEL	12,618.26	3,155	144,720	3,180
	ITALY	100,522.82	40,021	1,835,763	42,143
	JAPAN	48,023.00	95,424	4,377,099	102,446
	MALAYSIA	2,809.74	22,675	1,040,102	23,126
	NETHERLANDS	7.14	1,076	49,356	1,122
	PEOPLE'S REPUBLIC OF CHINA	99,255.15	403,084	18,489,463	414,980
	REPUBLIC OF KOREA	193,616.48	61,402	2,816,510	64,896
	SINGAPORE	11,386.39	21,604	990,976	23,166
	TAIWAN (REP. OF CHINA)	23,407.33	12,108	555,394	12,902
	THAILAND	6,911.97	26,238	1,203,537	27,569
	UK OF GREAT BRITAIN AND N. IRELAND	38,488.20	22,025	1,010,287	22,200
	UNITED STATES OF AMERICA	22,909.68	69,354	3,181,269	73,043
3916	Monofilament of which any cross-sectional dimension exceeds 1 mm, rods, sticks and profile shapes, whether or not surface-worked but not otherwise worked, of plastics.	1,915,001.03	3,736,257	171,382,115	3,975,890
391610	Monofilament of which any cross-sectional dimension exceeds 1mm, rods, sticks and profile shapes, whether or not surface-worked but not otherwise worked of polymers of ethylene	106,258.09	342,026	15,688,735	359,795
	AUSTRIA	510.96	3,465	158,940	3,745
	CANADA	1,212.23	4,779	219,213	4,975
	GERMANY	110.65	1,681	77,108	1,752
	HONG KONG, CHINA	19,615.31	51,175	2,347,397	51,815
	INDONESIA	33,226.54	142,475	6,535,329	149,438
	JAPAN	3,744.11	10,804	495,580	11,798
	LIECHTENSTEIN	0.83	668	30,641	714
	MALAYSIA	3,124.81	15,782	723,920	15,967
	PEOPLE'S REPUBLIC OF CHINA	27,982.55	34,628	1,588,386	37,278
	REPUBLIC OF KOREA	9,813.08	27,651	1,268,351	29,664
	SINGAPORE	4,174.39	16,776	769,515	17,091
	SWITZERLAND	30.79	3,540	162,380	4,504
	TAIWAN (REP. OF CHINA)	374.11	2,725	124,996	2,895
	THAILAND	1,877.59	17,739	813,689	18,335
	UK OF GREAT BRITAIN AND N. IRELAND	442.88	7,860	360,538	9,538

TABLE 8 - Continued

PSCC CODE	COMMODITY AND COUNTRY OF ORIGIN	GROSS WEIGHT (GK)	FOB VALUE		CIF DOLLARS
			DOLLARS	PESOS	
	UNITED STATES OF AMERICA	17.26	278	12,752	286
391620	Monofilament of which any cross-sectional dimension exceeds 1mm, rods, sticks and profile shapes, whether or not surface-worked but not otherwise worked of polymers of vinyl chloride	742,212.47	664,702	30,489,880	704,216
	AUSTRALIA	456.80	1,547	70,961	1,559
	CANADA	60.88	2,660	122,014	2,668
	FRANCE	4.11	23	1,055	25
	GERMANY	1,473.29	8,223	377,190	8,942
	HONG KONG, CHINA	2,464.20	8,592	394,115	8,901
	INDIA	346.99	72	3,303	81
	INDONESIA	10,489.53	82,298	3,775,010	86,966
	ITALY	45.93	906	41,558	1,030
	JAPAN	12,835.58	98,666	4,525,809	104,303
	MALAYSIA	3,904.90	14,806	679,151	15,981
	NETHERLANDS	0.78	71	3,257	74
	PEOPLE'S REPUBLIC OF CHINA	602,776.88	272,518	12,500,401	287,495
	REPUBLIC OF KOREA	899.38	10,353	474,892	10,824
	SINGAPORE	2,290.67	11,963	548,742	12,321
	SPAIN	27,872.88	12,112	555,577	14,241
	SWITZERLAND	44.17	140	6,422	272
	TAIWAN (REP. OF CHINA)	61,665.75	51,133	2,345,470	54,742
	THAILAND	12,799.09	68,394	3,137,233	72,337
	UK OF GREAT BRITAIN AND N. IRELAND	512.56	5,720	262,376	5,948
	UNITED STATES OF AMERICA	1,268.10	14,505	665,344	15,506
391690	Monofilament of which any cross-sectional dimension exceeds 1mm, rods, sticks and profile shapes, whether or not surface-worked but not otherwise worked of polymers of other plastics	1,066,530.47	2,729,529	125,203,500	2,911,879
	AUSTRALIA	724.45	1,742	79,906	1,861
	AUSTRIA	227.41	4,596	210,819	6,088
	BELGIUM	732.76	2,863	131,326	3,229
	FRANCE	398.92	17,592	806,945	18,212
	GERMANY	269.36	9,548	437,968	10,588
	HONG KONG, CHINA	21,374.44	238,211	10,926,740	253,440
	INDONESIA	34,618.80	250,621	11,495,985	260,010
	ISRAEL	3,237.81	18,539	850,384	19,705
	ITALY	1,454.59	1,606	73,667	1,652
	JAPAN	123,066.62	376,711	17,279,734	388,650
	KUWAIT	170,309.10	216,523	9,931,910	219,870
	MALAYSIA	47,918.58	102,548	4,703,877	107,416
	NETHERLANDS	8.84	565	25,916	590
	PEOPLE'S REPUBLIC OF CHINA	289,323.89	263,483	12,085,965	278,388
	REPUBLIC OF KOREA	89,710.25	141,995	6,513,312	158,805
	SINGAPORE	45,222.92	70,291	3,224,248	73,161
	SWITZERLAND	23.17	1,360	62,383	1,380
	TAIWAN (REP. OF CHINA)	223,267.32	209,929	9,629,444	237,549
	THAILAND	737.12	3,131	143,619	3,552
	TURKEY	29.23	365	16,743	661
	UNITED ARAB EMIRATES, N.E.S.	265.19	2,649	121,509	3,069
	UNITED STATES OF AMERICA	9,009.93	786,456	36,074,737	855,798
	VIETNAM	4,599.77	8,205	376,363	8,205
3917	Tubes, pipes and hoses, and fittings therefor (for example, joints, elbows, flanges), of plastics.	24,964,796.73	117,834,465	5,405,066,912	123,996,215
391710	Artificial guts (sausage casings) of hardened protein or of cellulosic materials	4,076,007.66	45,608,793	2,092,075,333	47,624,766
	AUSTRALIA	479.00	4,285	196,553	4,401
	BELGIUM	21,326.19	219,507	10,068,786	241,658
	CANADA	4,698.53	28,499	1,307,249	34,088
	CZECH REPUBLIC (CZECHOSLOVAKIA)	2,678.44	54,282	2,489,915	56,470
	DEMOCRATIC PEOPLE'S REP. OF KOREA	42.50	204	9,357	218
	FINLAND	400.21	5,247	240,680	5,461
	FRANCE	1,017,740.37	8,178,454	375,145,685	9,109,416
	GERMANY	5,878.89	111,022	5,092,578	117,934
	GREECE	16,975.62	100,640	4,616,357	102,701
	HONG KONG, CHINA	421.19	15,428	707,682	17,219
	ITALY	12.52	321	14,724	332
	JAPAN	68,970.19	582,480	26,718,357	596,958
	MALAYSIA	415.79	1,098	50,365	1,225

TABLE 8 - Continued

PSCC CODE	COMMODITY AND COUNTRY OF ORIGIN	GROSS WEIGHT (GK)	FOB VALUE		CIF DOLLARS
			DOLLARS	PESOS	
	MEXICO	24,737.84	268,211	12,302,839	268,507
	PEOPLE'S REPUBLIC OF CHINA	34,887.67	130,199	5,972,228	135,207
	REPUBLIC OF KOREA	28,696.39	89,714	4,115,182	94,187
	RUSSIAN FEDERATION	22,741.26	227,198	10,421,572	235,675
	SINGAPORE	37,569.69	114,067	5,232,253	121,000
	SPAIN	1,339,636.98	20,175,241	925,438,304	20,777,819
	TAIWAN (REP. OF CHINA)	5,001.15	31,364	1,438,667	32,912
	THAILAND	3,620.13	51,621	2,367,855	52,908
	UK OF GREAT BRITAIN AND N. IRELAND	2.94	488	22,385	580
	UKRAINE (UKRAINIAN S.S.R.)	1,838.10	24,803	1,137,714	25,503
	UNITED STATES OF AMERICA	1,437,236.07	15,194,420	696,968,046	15,592,387
391721	Tubes, pipes and hoses, rigid of polymers of ethylene	1,876,580.73	4,145,698	190,163,166	4,380,301
	AUSTRIA	1,696.79	3,829	175,636	4,018
	BELGIUM	3,727.87	24,378	1,118,219	25,376
	CANADA	2.83	233	10,688	242
	GERMANY	2,344.49	21,850	1,002,259	23,640
	HONG KONG, CHINA	24,378.22	68,802	3,155,947	72,131
	INDIA	6,118.40	19,289	884,786	22,070
	ISRAEL	3,956.52	10,453	479,479	17,767
	ITALY	91,964.81	179,703	8,242,976	190,682
	JAPAN	2,547.07	18,354	841,898	19,947
	MALAYSIA	24,414.46	7,338	336,594	8,201
	NETHERLANDS	25,838.25	69,542	3,189,892	74,813
	PEOPLE'S REPUBLIC OF CHINA	481,793.28	673,765	30,905,601	701,788
	REPUBLIC OF KOREA	33,277.16	33,420	1,532,975	33,626
	SINGAPORE	9,828.34	141,107	6,472,579	145,224
	TAIWAN (REP. OF CHINA)	3,816.87	5,456	250,267	6,153
	THAILAND	779,480.81	1,570,686	72,047,366	1,623,991
	UK OF GREAT BRITAIN AND N. IRELAND	375,956.90	1,271,174	58,308,751	1,383,503
	UNITED ARAB EMIRATES, N.E.S.	5,161.37	16,986	779,148	17,212
	UNITED STATES OF AMERICA	276.29	9,333	428,105	9,917
391722	Tubes, pipes and hoses, rigid of polymers of propylene	1,533,654.56	2,915,741	133,745,041	3,047,121
	AUSTRALIA	1,228.05	6,159	282,513	10,140
	GERMANY	141,117.40	406,176	18,631,293	424,224
	INDONESIA	19,276.68	50,041	2,295,381	52,159
	ITALY	6,322.31	4,753	218,020	6,051
	JAPAN	1,736.10	30,665	1,406,604	32,207
	MALAYSIA	51,138.41	180,244	8,267,793	189,383
	NETHERLANDS	21,477.05	58,201	2,669,680	59,732
	PEOPLE'S REPUBLIC OF CHINA	1,266,023.17	2,117,359	97,123,258	2,207,409
	REPUBLIC OF KOREA	708.80	1,037	47,567	1,155
	SINGAPORE	6,721.23	12,062	553,284	12,145
	TAIWAN (REP. OF CHINA)	6,936.22	35,058	1,608,110	36,038
	TURKEY	10,954.52	7,875	361,226	9,474
	UNITED STATES OF AMERICA	14.62	6,111	280,312	7,004
391723	Tubes, pipes and hoses, rigid of polymers of vinyl chloride	539,525.01	1,732,365	79,463,584	1,899,643
	AUSTRALIA	24.04	768	35,229	896
	BELGIUM	51.27	194	8,899	361
	CANADA	1,099.55	2,035	93,345	2,174
	DENMARK	84.41	371	17,018	1,118
	FRANCE	1,070.36	1,506	69,080	1,609
	GERMANY	452.83	6,461	296,366	6,804
	HONG KONG, CHINA	377.91	12,777	586,081	14,946
	INDIA	31,737.51	14,596	669,519	16,098
	ITALY	10.16	491	22,522	553
	JAPAN	57,699.28	770,972	35,364,485	860,221
	MALAYSIA	75,613.30	201,566	9,245,832	218,368
	NETHERLANDS	6.37	348	15,963	371
	NORWAY	33.04	366	16,788	377
	PEOPLE'S REPUBLIC OF CHINA	150,891.27	172,201	7,898,860	187,470
	REPUBLIC OF KOREA	27,069.68	36,986	1,696,548	43,599
	SINGAPORE	16,276.76	103,093	4,728,876	110,148
	SWITZERLAND	704.92	4,754	218,066	5,060
	TAIWAN (REP. OF CHINA)	69,020.92	82,905	3,802,853	87,059
	THAILAND	93,108.74	201,373	9,236,980	219,468
	TURKEY	1,622.61	1,306	59,906	1,562
	UK OF GREAT BRITAIN AND N. IRELAND	300.83	2,405	110,318	2,671
	UNITED STATES OF AMERICA	12,165.70	114,810	5,266,335	118,623

TABLE 8 - Continued

PSCC CODE	COMMODITY AND COUNTRY OF ORIGIN	GROSS WEIGHT (GK)	FOB VALUE		CIF DOLLARS
			DOLLARS	PESOS	
	VIETNAM	103.55	81	3,715	87
391729	Tubes, pipes and hoses, rigid of polymers of other plastics	3,196,202.24	13,611,888	624,377,305	14,842,033
	AUSTRALIA	12,398.85	87,673	4,021,561	98,089
	AUSTRIA	19.82	874	40,090	1,005
	BELGIUM	70.01	389	17,843	408
	CANADA	187.98	3,677	168,664	4,334
	CZECH REPUBLIC (CZECHOSLOVAKIA)	123.81	2,251	103,253	2,725
	DENMARK	0.43	101	4,633	105
	FRANCE	722.81	12,641	579,843	14,257
	GERMANY	494,985.18	3,421,442	156,941,545	3,893,993
	HONG KONG, CHINA	24,067.18	85,038	3,900,693	89,430
	INDIA	2.62	109	5,000	115
	INDONESIA	931.95	37,836	1,735,537	38,077
	ITALY	16,873.66	28,027	1,285,599	28,647
	JAPAN	341,203.89	1,903,067	87,293,684	2,100,208
	MALAYSIA	141,313.38	1,810,209	83,034,287	1,915,355
	NETHERLANDS	41.14	4,068	186,599	4,850
	NORWAY	177.98	2,749	126,096	2,958
	PEOPLE'S REPUBLIC OF CHINA	1,477,397.60	3,740,296	171,567,378	3,976,965
	POLAND	106.16	8,745	401,133	10,107
	REPUBLIC OF KOREA	162,605.86	875,382	40,153,772	923,234
	ROMANIA	39.15	864	39,632	1,042
	SINGAPORE	33,535.15	180,453	8,277,379	190,965
	SPAIN	9.07	348	15,963	428
	SWEDEN	0.83	1,183	54,264	1,264
	SWITZERLAND	1.73	65	2,982	68
	TAIWAN (REP. OF CHINA)	274,985.36	318,549	14,611,842	360,925
	THAILAND	17,263.72	64,468	2,957,147	68,569
	TURKEY	52,748.04	18,013	826,256	18,809
	UK OF GREAT BRITAIN AND N. IRELAND	328.28	9,069	415,996	9,426
	UNITED STATES OF AMERICA	143,748.83	992,529	45,527,306	1,083,540
	VIETNAM	311.77	1,773	81,328	2,135
391731	Flexible tubes, pipes and hoses, having a minimum burst pressure of 27.6 Mpa	1,830,938.97	8,039,576	368,775,349	8,350,463
	AUSTRALIA	11,469.12	42,740	1,960,484	53,751
	AUSTRIA	35,895.78	48,917	2,243,823	49,354
	BELGIUM	1.48	71	3,257	85
	CANADA	3.95	1,380	63,301	1,532
	CZECH REPUBLIC (CZECHOSLOVAKIA)	7.83	327	14,999	350
	DENMARK	8.62	390	17,889	406
	FRANCE	215.77	3,546	162,655	4,115
	GERMANY	43,610.99	652,678	29,938,340	671,459
	HONG KONG, CHINA	2,516.81	2,454	112,565	2,529
	INDIA	4,110.76	2,789	127,931	2,801
	ITALY	389.80	10,101	463,333	11,486
	JAPAN	71,871.47	1,380,440	63,320,782	1,448,370
	MALAYSIA	96,226.19	65,555	3,007,008	70,175
	MEXICO	66,808.73	1,623,354	74,463,248	1,683,703
	NETHERLANDS	61.63	2,732	125,317	3,068
	NEW ZEALAND	12.48	2,155	98,850	2,257
	PEOPLE'S REPUBLIC OF CHINA	1,296,831.58	3,746,462	171,850,211	3,862,823
	REPUBLIC OF KOREA	66,651.54	158,826	7,285,349	170,637
	SINGAPORE	17,356.79	93,201	4,275,131	98,794
	SLOVENIA	0.63	27	1,238	34
	SPAIN	2,081.38	6,047	277,376	6,453
	TAIWAN (REP. OF CHINA)	86,204.98	60,065	2,755,181	62,410
	THAILAND	91.18	2,476	113,573	2,787
	TURKEY	11,720.66	25,686	1,178,217	28,042
	UK OF GREAT BRITAIN AND N. IRELAND	152.65	6,332	290,449	6,696
	UNITED STATES OF AMERICA	15,982.75	100,090	4,591,128	105,586
	VIETNAM	653.42	735	33,714	760
391732	Other tubes, pipes and hoses, not reinforced or otherwise combined with other materials, without fittings	1,787,912.02	14,978,879	687,081,181	15,535,990
	AUSTRALIA	10,122.45	59,433	2,726,193	65,591
	AUSTRIA	97.62	418	19,174	430
	BELGIUM	5,986.97	72,741	3,336,630	73,004
	BRAZIL	1,441.13	2,700	123,849	2,782
	CANADA	4.31	3,436	157,609	3,665

TABLE 8 - Continued

PSCC CODE	COMMODITY AND COUNTRY OF ORIGIN	GROSS WEIGHT (GK)	FOB VALUE		CIF DOLLARS
			DOLLARS	PESOS	
	CZECH REPUBLIC (CZECHOSLOVAKIA)	8,591.55	44,180	2,026,537	44,567
	DENMARK	0.79	76	3,486	90
	DOMINICAN REPUBLIC	98.35	1,224	56,145	1,274
	FRANCE	78,351.59	1,098,297	50,378,883	1,138,893
	GERMANY	61,912.60	325,316	14,922,245	340,971
	GREECE	17,288.93	100,104	4,591,770	107,970
	HONG KONG, CHINA	22,008.97	173,879	7,975,830	190,328
	INDONESIA	17,305.73	105,292	4,829,744	111,079
	IRELAND	38.22	847	38,852	905
	ITALY	168.43	4,435	203,433	5,062
	JAPAN	292,881.18	4,649,359	213,266,097	4,812,285
	MALAYSIA	6,089.74	61,889	2,838,848	69,397
	NETHERLANDS	45.22	2,547	116,831	2,653
	NEW ZEALAND	278.07	20,514	940,977	21,240
	PEOPLE'S REPUBLIC OF CHINA	745,589.99	988,820	45,357,173	1,040,889
	REPUBLIC OF KOREA	36,618.12	62,579	2,870,498	67,396
	SINGAPORE	31,030.58	802,622	36,816,271	843,719
	SPAIN	204,280.70	3,364,017	154,307,460	3,453,993
	SWITZERLAND	17.82	450	20,642	772
	TAIWAN (REP. OF CHINA)	39,885.03	53,175	2,439,137	56,728
	TAJIKISTAN	13.53	317	14,541	329
	THAILAND	8,378.00	84,298	3,866,750	92,481
	UK OF GREAT BRITAIN AND N. IRELAND	1,891.58	20,889	958,178	22,843
	UNITED STATES OF AMERICA	180,043.09	2,738,426	125,611,601	2,823,986
	VIETNAM	17,451.73	136,599	6,265,797	140,668
391733	Other tubes, pipes and hoses, not reinforced or otherwise combined with other materials, with fittings	253,818.35	302,100	13,857,326	328,197
	AUSTRALIA	920.03	8,856	406,225	10,316
	AUSTRIA	167.58	4,034	185,039	5,389
	FRANCE	240.26	7,730	354,575	9,770
	GERMANY	86.63	3,117	142,977	6,215
	HONG KONG, CHINA	548.38	17,248	791,166	18,414
	ITALY	13.82	451	20,687	464
	JAPAN	1,917.69	12,476	572,274	12,738
	NETHERLANDS	24.46	1,429	65,548	1,637
	NORWAY	9.02	135	6,192	148
	PEOPLE'S REPUBLIC OF CHINA	227,447.83	192,579	8,833,599	202,860
	REPUBLIC OF KOREA	2,283.78	15,113	693,233	15,967
	SINGAPORE	5,684.95	13,079	599,933	14,853
	SWITZERLAND	71.59	2,617	120,042	3,704
	TAIWAN (REP. OF CHINA)	14,232.22	13,436	616,310	14,539
	UK OF GREAT BRITAIN AND N. IRELAND	59.11	1,324	60,732	1,395
	UNITED STATES OF AMERICA	111.00	8,476	388,794	9,788
391739	Other tubes, pipes and hoses n.e.s.	3,967,252.41	11,624,451	533,213,568	12,309,383
	AUSTRALIA	27,323.97	220,100	10,095,987	233,984
	AUSTRIA	214.12	10,426	478,241	10,780
	BELGIUM	100.32	4,847	222,332	5,166
	BRAZIL	26,579.39	20,286	930,519	21,400
	CANADA	1,177.13	11,028	505,854	11,482
	CZECH REPUBLIC (CZECHOSLOVAKIA)	77.38	1,990	91,281	2,728
	DENMARK	11.23	451	20,687	506
	DOMINICAN REPUBLIC	61.65	749	34,357	800
	FINLAND	54.81	3,250	149,077	3,621
	FRANCE	5,981.44	13,847	635,162	14,935
	GERMANY	198,551.98	1,275,608	58,512,139	1,287,477
	GUAM	2,558.59	5,543	254,257	5,700
	HONG KONG, CHINA	216,442.38	930,569	42,685,200	998,668
	HUNGARY	0.90	95	4,358	114
	INDIA	20,716.61	41,762	1,915,623	44,234
	INDONESIA	4,135.38	13,598	623,740	15,516
	IRELAND	20.70	1,402	64,310	1,749
	ITALY	7,171.09	20,502	940,427	22,490
	JAPAN	178,657.63	2,310,587	105,986,626	2,425,671
	LIECHTENSTEIN	0.85	71	3,257	76
	MALAYSIA	120,597.15	345,882	15,865,607	376,600
	NETHERLANDS	38,628.78	142,108	6,518,494	153,663
	NEW ZEALAND	0.54	108	4,954	112
	NORWAY	16.93	188	8,624	201
	PEOPLE'S REPUBLIC OF CHINA	2,534,437.07	3,451,893	158,338,332	3,683,355
	REPUBLIC OF KOREA	30,850.29	100,115	4,592,276	107,904

TABLE 8 - Continued

PSCC CODE	COMMODITY AND COUNTRY OF ORIGIN	GROSS WEIGHT (GK)	FOB VALUE		CIF DOLLARS
			DOLLARS	PESOS	
	SINGAPORE	73,196.04	586,027	26,881,058	622,419
	SPAIN	46.01	1,189	54,539	1,413
	SWEDEN	6.00	471	21,605	491
	SWITZERLAND	102.99	3,398	155,866	3,989
	TAIWAN (REP. OF CHINA)	103,249.32	148,147	6,795,503	158,534
	THAILAND	43,861.62	803,542	36,858,471	849,188
	TURKEY	2,926.38	1,031	47,292	1,507
	UK OF GREAT BRITAIN AND N. IRELAND	5,267.11	172,648	7,919,364	179,944
	UNITED ARAB EMIRATES, N.E.S.	269,120.60	688,178	31,566,725	735,437
	UNITED STATES OF AMERICA	54,754.61	291,927	13,390,691	326,595
	VIETNAM	353.42	888	40,733	934
391740	Fittings	5,902,904.78	14,874,974	682,315,059	15,678,318
	AUSTRALIA	2,680.87	35,593	1,632,651	41,806
	AUSTRIA	3,097.45	25,743	1,180,831	39,439
	BELGIUM	2,582.05	62,365	2,860,683	64,392
	CANADA	1,131.28	8,314	381,363	9,108
	CZECH REPUBLIC (CZECHOSLOVAKIA)	5.21	138	6,330	181
	DENMARK	14,070.54	48,222	2,211,943	50,589
	FRANCE	926.75	29,095	1,334,588	35,764
	GERMANY	253,018.60	1,862,513	85,433,471	1,943,451
	HONDURAS, REPUBLIC OF	2.64	44	2,018	44
	HONG KONG, CHINA	93,626.98	283,007	12,981,531	306,664
	ICELAND	29.22	955	43,806	1,092
	INDIA	11,836.07	53,204	2,440,467	55,448
	INDONESIA	4.36	102	4,679	115
	IRELAND	157.67	37,647	1,726,868	39,526
	ISRAEL	5,352.34	44,147	2,025,023	46,489
	ITALY	85,130.15	191,325	8,776,078	200,093
	JAPAN	220,518.85	1,452,369	66,620,166	1,537,801
	LEBANON	23,491.45	4,979	228,387	6,133
	MALAYSIA	390,464.97	1,355,997	62,199,582	1,454,239
	MEXICO	676.08	3,109	142,610	3,319
	MONACO	28.40	750	34,403	1,129
	NETHERLANDS	123,576.68	920,511	42,223,840	982,005
	NEW ZEALAND	5.76	861	39,494	891
	NORWAY	5.22	173	7,936	179
	PEOPLE'S REPUBLIC OF CHINA	3,407,601.30	3,944,076	180,914,766	4,124,650
	PORTUGAL	37.94	978	44,861	1,009
	REPUBLIC OF KOREA	30,051.95	96,703	4,435,767	108,920
	SINGAPORE	125,279.64	534,798	24,531,184	567,208
	SPAIN	1,854.09	13,632	625,300	14,660
	SWEDEN	42.57	1,505	69,034	1,596
	SWITZERLAND	349.85	25,109	1,151,750	28,315
	TAIWAN (REP. OF CHINA)	940,326.12	2,270,715	104,157,697	2,350,513
	THAILAND	47,604.96	245,770	11,273,470	257,472
	TURKEY	21,555.82	10,714	491,451	15,448
	UK OF GREAT BRITAIN AND N. IRELAND	3,979.95	78,107	3,582,768	82,354
	UNITED ARAB EMIRATES, N.E.S.	2,642.18	17,207	789,285	17,937
	UNITED STATES OF AMERICA	88,870.76	1,213,295	55,653,842	1,286,513
	VIETNAM	129.06	215	9,862	231
	VIRGIN ISLANDS (BRITISH)	159.00	987	45,274	1,595
3918	Floor coverings of plastics, whether or not self-adhesive, in rolls or in the forms of tiles; wall or ceiling coverings of plastics, as defined in Note 9 to this Chapter.	25,711,714.93	14,988,666	687,530,113	15,940,428
391810	Floor coverings of plastics, whether or not self-adhesive, in rolls or in the forms of tiles; wall or ceiling coverings of polymers or vinyl chloride	17,394,113.08	10,414,432	477,710,000	11,034,580
	AUSTRALIA	1,665.51	30,309	1,390,274	32,862
	BELGIUM	13.06	1,184	54,310	1,322
	DEMOCRATIC PEOPLE'S REP. OF KOREA	46,299.07	28,643	1,313,854	29,622
	DENMARK	46,122.25	73,949	3,392,041	94,691
	FRANCE	11,516.45	227,279	10,425,288	239,497
	GERMANY	109,360.98	81,506	3,738,680	86,874
	HONG KONG, CHINA	195,325.06	349,044	16,010,650	368,480
	HUNGARY	29,451.78	57,550	2,639,819	58,057
	ITALY	3,963.51	2,533	116,189	2,990
	JAPAN	1,064,982.91	523,931	24,032,715	559,170
	LIBYAN ARAB JAMAHIRIYA	10.57	802	36,788	834
	MALAYSIA	888,613.17	499,943	22,932,386	514,963

TABLE 8 - Continued

PSCC CODE	COMMODITY AND COUNTRY OF ORIGIN	GROSS WEIGHT (GK)	FOB VALUE		CIF DOLLARS
			DOLLARS	PESOS	
	MEXICO	17,030.61	4,544	208,433	5,778
	NETHERLANDS	609.14	10,130	464,663	12,429
	PEOPLE'S REPUBLIC OF CHINA	12,024,219.95	5,580,386	255,972,306	5,880,560
	REPUBLIC OF KOREA	1,586,474.89	1,233,660	56,587,983	1,304,887
	SINGAPORE	67,894.02	495,585	22,732,484	526,653
	SPAIN	6,764.13	10,430	478,424	10,834
	SWITZERLAND	443.74	11,503	527,643	11,895
	TAIWAN (REP. OF CHINA)	811,421.03	563,799	25,861,460	591,846
	THAILAND	234,904.71	72,306	3,316,676	77,133
	UK OF GREAT BRITAIN AND N. IRELAND	5,081.96	31,119	1,427,430	39,517
	UNITED ARAB EMIRATES, N.E.S.	1,588.33	9,181	421,133	9,539
	UNITED STATES OF AMERICA	240,356.25	515,116	23,628,371	574,147
391890	Floor coverings of plastics, whether or not self-adhesive, in rolls or in the forms of tiles; wall or ceiling coverings of other plastics	8,317,601.85	4,574,234	209,820,113	4,905,848
	AUSTRALIA	1,532.88	12,601	578,008	13,320
	EGYPT ARAB REPUBLIC	17,582.64	11,521	528,468	12,521
	FRANCE	14,224.18	6,616	303,476	8,631
	GERMANY	68,570.49	49,198	2,256,712	51,173
	HONG KONG, CHINA	148,270.41	48,484	2,223,962	54,080
	HUNGARY	13,466.31	29,885	1,370,825	32,028
	INDIA	128,644.08	29,443	1,350,550	30,814
	INDONESIA	68,689.10	61,994	2,843,665	64,665
	JAPAN	32,919.35	43,997	2,018,141	46,615
	LIECHTENSTEIN	15.17	1,490	68,346	1,532
	MALAYSIA	74,207.71	83,370	3,824,182	84,908
	NETHERLANDS	4,927.68	119,122	5,464,126	122,997
	PEOPLE'S REPUBLIC OF CHINA	5,037,175.33	1,812,899	83,157,677	1,965,516
	POLAND	4.16	114	5,229	157
	REPUBLIC OF KOREA	865,933.50	1,042,392	47,814,521	1,116,902
	SINGAPORE	14,310.56	42,590	1,953,603	45,401
	SPAIN	8.35	318	14,587	346
	SWITZERLAND	6.08	73	3,349	182
	TAIWAN (REP. OF CHINA)	289,346.04	315,325	14,463,958	326,392
	THAILAND	735,487.12	214,275	9,828,794	230,916
	UK OF GREAT BRITAIN AND N. IRELAND	9,250.01	48,353	2,217,952	49,109
	UNITED ARAB EMIRATES, N.E.S.	21,907.27	4,052	185,865	4,295
	UNITED STATES OF AMERICA	52,290.97	121,459	5,571,325	132,609
	VIETNAM	718,832.46	474,663	21,772,792	510,739
3919	Self-adhesive plates, sheets, film, foil, tape, strip and other flat shapes, of plastics, whether or not in rolls.	27,886,336.15	113,879,216	5,223,639,637	121,645,050
391910	Self-adhesive plates, sheets, film, foil, tape, strip and other flat shapes, of plastics in rolls of a width not exceeding 20 cm	4,516,490.29	16,528,632	758,168,345	17,583,624
	AUSTRALIA	350.32	375	17,201	466
	AUSTRIA	60.11	4,627	212,240	4,919
	BELGIUM	8,085.38	112,008	5,137,807	121,598
	CANADA	454.74	2,657	121,877	2,785
	DEMOCRATIC PEOPLE'S REP. OF KOREA	2,175.44	1,651	75,731	1,718
	DENMARK	3.33	328	15,045	350
	FINLAND	7.52	122	5,596	129
	FRANCE	643.63	10,877	498,928	13,475
	GERMANY	24,796.39	549,608	25,210,520	593,481
	GREECE	45.91	6,308	289,348	6,748
	HONG KONG, CHINA	118,911.82	678,875	31,139,996	739,002
	INDIA	42.54	1,466	67,245	1,537
	INDONESIA	12,350.25	254,266	11,663,181	269,330
	IRELAND	54.35	3,496	160,362	3,777
	ITALY	8,125.29	45,814	2,101,488	48,035
	JAPAN	384,195.30	5,174,670	237,362,113	5,465,096
	MACAU	448.60	15,675	719,012	15,901
	MALAYSIA	71,231.18	194,636	8,927,952	212,970
	MEXICO	224.47	6,870	315,127	8,427
	NETHERLANDS	569.84	14,315	656,629	14,862
	NEW ZEALAND	78.29	1,528	70,089	1,676
	PEOPLE'S REPUBLIC OF CHINA	2,799,673.71	3,207,817	147,142,566	3,399,232
	REPUBLIC OF KOREA	215,113.26	1,457,804	66,869,468	1,555,325
	SINGAPORE	81,685.86	540,503	24,792,873	579,031
	SPAIN	93.51	1,243	57,016	1,387
	SWEDEN	25.32	300	13,761	532
	SWITZERLAND	4,926.47	23,486	1,077,303	25,423

TABLE 8 - Continued

PSCC CODE	COMMODITY AND COUNTRY OF ORIGIN	GROSS WEIGHT (GK)	FOB VALUE		CIF DOLLARS
			DOLLARS	PESOS	
	TAIWAN (REP. OF CHINA)	649,499.19	2,455,133	112,616,951	2,622,878
	THAILAND	29,361.49	152,338	6,987,744	164,976
	UK OF GREAT BRITAIN AND N. IRELAND	2,319.64	119,506	5,481,740	135,954
	UNITED ARAB EMIRATES, N.E.S.	165.07	1,480	67,887	1,570
	UNITED STATES OF AMERICA	99,672.09	1,444,654	66,266,279	1,524,580
	VIETNAM	1,099.98	44,196	2,027,270	46,454
391990	Self-adhesive plates, sheets, film, foil, tape, strip and other flat shapes, of plastics other than in rolls	23,369,845.86	97,350,584	4,465,471,292	104,061,426
	ANDORRA	15.83	1,187	54,448	1,191
	AUSTRALIA	5,750.52	76,242	3,497,221	85,712
	AUSTRIA	2,330.64	41,968	1,925,072	50,491
	BAHRAIN	1.44	28	1,284	42
	BELGIUM	186,649.25	1,569,237	71,980,900	1,716,997
	BOSNIA AND HERZEGOVINA	652.80	272	12,477	284
	BRAZIL	1,127.72	17,585	806,624	18,065
	CAMBODIA (DEMOCRATIC KAMPUCHEA)	903.08	2,564	117,611	2,772
	CANADA	2,487.09	70,824	3,248,697	73,984
	CROATIA	15,160.75	66,258	3,039,254	69,032
	CZECH REPUBLIC (CZECHOSLOVAKIA)	104.31	822	37,705	912
	DEMOCRATIC PEOPLE'S REP. OF KOREA	3,226.40	16,077	737,452	16,521
	DENMARK	261.53	3,410	156,417	3,436
	FINLAND	1.81	50	2,294	56
	FRANCE	4,335.23	60,597	2,779,585	66,752
	GERMANY	68,650.15	1,175,061	53,900,048	1,228,419
	GREECE	42.50	1,100	50,457	1,131
	HONG KONG, CHINA	905,506.57	3,214,779	147,461,913	3,453,009
	HUNGARY	57,425.53	178,949	8,208,391	191,442
	INDIA	289,596.69	330,613	15,165,218	339,632
	INDONESIA	152,321.27	994,249	45,606,202	1,036,240
	IRELAND	17.11	1,501	68,851	1,631
	ISRAEL	163.87	1,550	71,099	1,648
	ITALY	105,953.97	487,292	22,352,084	507,075
	JAPAN	1,862,195.90	29,429,095	1,349,912,588	31,752,091
	MACAU	156.80	2,889	132,518	3,085
	MALAYSIA	3,056,294.02	9,690,519	444,504,107	10,269,725
	MEXICO	2,856.40	63,080	2,893,480	69,885
	NETHERLANDS	2,836.26	49,223	2,257,859	53,692
	NEW ZEALAND	14.32	128	5,871	152
	NORWAY	511.82	715	32,797	754
	PAKISTAN, ISLAMIC REP. OF	1,420.33	1,309	60,044	1,424
	PEOPLE'S REPUBLIC OF CHINA	10,510,120.42	10,558,745	484,329,633	11,184,377
	REPUBLIC OF KOREA	1,086,554.71	14,012,194	642,739,338	15,000,835
	SINGAPORE	680,686.56	8,322,132	381,736,195	8,735,787
	SLOVENIA	328.59	5,838	267,789	7,909
	SPAIN	3,412.89	15,384	705,664	15,743
	SWEDEN	23.65	613	28,118	667
	SWITZERLAND	2,712.16	87,600	4,018,212	100,065
	TAIWAN (REP. OF CHINA)	2,804,235.30	9,484,183	435,039,475	10,159,553
	THAILAND	1,071,616.20	3,228,373	148,085,470	3,461,395
	UK OF GREAT BRITAIN AND N. IRELAND	17,533.14	203,027	9,312,849	215,075
	UNITED ARAB EMIRATES, N.E.S.	38,714.09	157,542	7,226,452	164,732
	UNITED STATES OF AMERICA	240,579.94	3,557,479	163,181,562	3,820,394
	URUGUAY	1,420.47	22,139	1,015,516	22,634
	VIETNAM	182,935.83	146,162	6,704,451	154,978
3920	Other plates, sheets, film, foil and strip, of plastics, non-cellular and not reinforced, laminated, supported or similarly combined with other materials.	100,135,503.37	156,223,348	7,165,964,978	164,975,344
392010	Plates, sheets, film, foil and strip of polymers of ethylene	12,332,827.86	26,806,192	1,229,600,028	28,558,390
	AUSTRALIA	167.79	2,903	133,161	3,028
	AUSTRIA	352.24	5,267	241,597	5,544
	CANADA	2.29	110	5,046	116
	DENMARK	36.56	309	14,174	331
	FRANCE	2,396.77	6,367	292,054	6,622
	GERMANY	219,423.97	1,015,816	46,595,480	1,147,664
	HONG KONG, CHINA	104,593.94	536,403	24,604,806	576,895
	INDIA	3,910.11	15,444	708,416	15,803
	INDONESIA	824,085.76	1,007,043	46,193,062	1,053,837
	ISRAEL	480,672.05	1,143,651	52,459,271	1,208,678
	JAPAN	485,069.22	2,786,552	127,819,140	2,917,005

TABLE 8 - Continued

PSCC CODE	COMMODITY AND COUNTRY OF ORIGIN	GROSS WEIGHT (GK)	FOB VALUE		CIF DOLLARS
			DOLLARS	PESOS	
	MALAYSIA	3,642,685.60	8,720,228	399,996,859	9,097,252
	NEW ZEALAND	168,565.52	587,133	26,931,791	609,214
	PEOPLE'S REPUBLIC OF CHINA	2,176,625.28	4,561,038	209,214,813	5,129,457
	REPUBLIC OF KOREA	254,875.62	796,385	36,530,180	862,324
	SINGAPORE	600,055.45	1,623,370	74,463,982	1,681,485
	SPAIN	5,435.01	10,284	471,727	10,589
	SWEDEN	542.16	2,883	132,244	3,160
	SWITZERLAND	511.24	2,458	112,748	2,722
	TAIWAN (REP. OF CHINA)	2,676,004.88	1,401,606	64,291,668	1,510,082
	THAILAND	418,131.48	1,467,122	67,296,886	1,513,286
	UK OF GREAT BRITAIN AND N. IRELAND	62,969.83	305,681	14,021,588	323,911
	UNITED ARAB EMIRATES, N.E.S.	68,792.06	139,827	6,413,864	142,767
	UNITED STATES OF AMERICA	117,914.44	638,077	29,268,592	703,658
	VIETNAM	19,008.59	30,235	1,386,879	32,960
392020	Plates, sheets, film, foil and strip of polymers of propylene	31,045,140.06	32,078,610	1,471,445,842	33,640,786
	AUSTRALIA	739.56	1,431	65,640	1,503
	BELGIUM	10,335.27	29,277	1,342,936	31,729
	DEMOCRATIC PEOPLE'S REP. OF KOREA	103,544.42	28,128	1,290,231	28,568
	DENMARK	311.31	1,196	54,861	1,255
	FRANCE	1,065.54	22,869	1,049,001	23,609
	FRENCH SOUTHERN TERRITORY	17,310.70	47,896	2,196,990	47,896
	GERMANY	28,456.28	109,080	5,003,500	119,326
	HONG KONG, CHINA	271,481.70	302,315	13,867,188	333,123
	HUNGARY	265.07	1,791	82,153	2,052
	INDIA	38,459.12	62,128	2,849,811	66,034
	INDONESIA	4,591,103.97	10,270,032	471,086,368	10,607,653
	ITALY	40,744.69	11,167	512,230	11,339
	JAPAN	1,802,940.44	1,180,378	54,143,938	1,300,836
	MALAYSIA	1,795,039.60	2,485,852	114,026,031	2,625,461
	NETHERLANDS	16.49	833	38,210	982
	NEW ZEALAND	14,509.79	4,125	189,214	4,401
	OMAN	60,425.36	106,785	4,898,228	108,913
	PEOPLE'S REPUBLIC OF CHINA	13,503,269.92	5,851,301	268,399,176	6,255,988
	REPUBLIC OF KOREA	863,426.65	1,774,611	81,401,406	1,877,762
	SINGAPORE	77,573.25	264,596	12,137,019	282,546
	SPAIN	13.04	1,463	67,108	1,567
	SWEDEN	4,246.00	15,432	707,866	16,362
	SWITZERLAND	2,007.90	8,055	369,483	8,914
	TAIWAN (REP. OF CHINA)	1,330,032.80	1,109,499	50,892,720	1,167,897
	THAILAND	4,978,435.56	5,965,018	273,615,376	6,154,570
	UK OF GREAT BRITAIN AND N. IRELAND	91,653.96	423,241	19,414,065	442,333
	UNITED ARAB EMIRATES, N.E.S.	5,868.22	15,197	697,087	15,655
	UNITED STATES OF AMERICA	18,763.44	203,039	9,313,400	217,462
	VIETNAM	1,393,100.01	1,781,875	81,734,606	1,885,050
392030	Plates, sheets, film, foil and strip of polymers of styrene	2,552,993.24	4,572,235	209,728,420	4,939,691
	AUSTRIA	26,573.59	16,149	740,755	16,812
	FRANCE	0.87	184	8,440	207
	GERMANY	22,887.59	141,152	6,474,642	148,273
	HONG KONG, CHINA	86,551.94	140,052	6,424,185	160,693
	INDIA	15,526.80	50,590	2,320,563	53,280
	INDONESIA	50,286.30	87,136	3,996,928	91,888
	ITALY	1,026.41	6,259	287,101	7,086
	JAPAN	1,920.84	51,831	2,377,488	58,703
	MALAYSIA	354,932.09	80,356	3,685,930	93,127
	PEOPLE'S REPUBLIC OF CHINA	490,207.77	444,645	20,395,867	473,395
	QATAR	43,595.50	50,237	2,304,371	52,441
	REPUBLIC OF KOREA	229,701.49	461,423	21,165,473	622,901
	SINGAPORE	141,150.00	197,691	9,068,086	204,856
	SLOVENIA	425.75	15,801	724,792	16,496
	SPAIN	45.92	693	31,788	760
	TAIWAN (REP. OF CHINA)	526,052.36	1,107,384	50,795,704	1,160,792
	THAILAND	68,234.78	372,605	17,091,391	390,067
	UK OF GREAT BRITAIN AND N. IRELAND	0.87	1,095	50,228	1,129
	UNITED STATES OF AMERICA	1,234.12	20,530	941,711	24,952
	VIETNAM	492,638.25	1,326,422	60,842,977	1,361,833
392043	Plates, sheets, film, foil and strip of polymers of vinyl chloride, containing by weight not less than 6% of plasticizers	9,799,810.56	13,530,780	620,656,878	14,132,557
	AUSTRALIA	165.16	836	38,348	1,124

TABLE 8 - Continued

PSCC CODE	COMMODITY AND COUNTRY OF ORIGIN	GROSS WEIGHT (GK)	FOB VALUE		CIF DOLLARS
			DOLLARS	PESOS	
	AUSTRIA	422.06	125,621	5,762,235	130,039
	CANADA	2,093.18	59,451	2,727,017	59,647
	FRANCE	580.13	161,164	7,392,593	161,357
	GERMANY	24,855.03	108,106	4,958,822	109,034
	HONG KONG, CHINA	88,208.39	169,898	7,793,221	176,417
	INDIA	74,718.36	18,203	834,972	18,318
	INDONESIA	794,756.95	586,184	26,888,260	598,003
	ITALY	1,122.91	15,976	732,819	16,308
	JAPAN	95,888.70	3,046,147	139,726,763	3,152,138
	MACAU	926.03	4,727	216,827	4,768
	MALAYSIA	1,106,804.11	583,760	26,777,071	600,497
	NETHERLANDS	7.89	97	4,449	100
	NETHERLANDS ANTILLES	128,249.59	920,666	42,230,949	1,015,891
	OMAN	16,097.39	40,201	1,844,020	42,951
	PEOPLE'S REPUBLIC OF CHINA	5,830,431.27	5,393,746	247,411,129	5,650,281
	REPUBLIC OF KOREA	115,663.64	400,960	18,392,035	424,670
	SINGAPORE	5,871.06	25,996	1,192,436	26,926
	SWEDEN	14.49	17,132	785,845	17,688
	SWITZERLAND	5,246.37	30,309	1,390,274	31,178
	TAIWAN (REP. OF CHINA)	423,294.59	416,225	19,092,240	437,635
	THAILAND	345,113.10	852,665	39,111,744	871,311
	UK OF GREAT BRITAIN AND N. IRELAND	1,746.99	4,296	197,058	4,329
	UNITED STATES OF AMERICA	12,622.71	155,044	7,111,869	162,887
	VIETNAM	724,910.46	393,370	18,043,882	419,060
392049	Plates, sheets, film, foil and strip of other polymers of vinyl chloride	8,724,523.76	9,098,794	417,361,678	9,572,797
	AUSTRALIA	46,507.17	195,113	8,949,833	195,274
	BELGIUM	2,973.55	20,381	934,876	21,075
	BRAZIL	67,708.11	19,496	894,282	21,600
	CANADA	20.22	28	1,284	34
	COLOMBIA	19,216.95	4,866	223,203	5,500
	DENMARK	1,874.86	10,275	471,314	11,077
	EGYPT ARAB REPUBLIC	35,415.43	10,126	464,480	11,813
	FRANCE	8,435.33	4,409	202,241	4,915
	GERMANY	31,990.31	109,335	5,015,196	116,828
	HONG KONG, CHINA	89,273.79	159,871	7,333,283	170,488
	INDIA	28,727.07	93,594	4,293,157	95,629
	INDONESIA	171,224.36	149,797	6,871,189	155,828
	ITALY	626.51	5,207	238,845	7,847
	JAPAN	141,188.84	1,219,506	55,938,740	1,314,438
	MALAYSIA	510,409.02	388,949	17,841,090	415,750
	NEW ZEALAND	34,456.15	222,210	10,192,773	229,879
	OMAN	68,349.48	16,070	737,131	16,986
	PEOPLE'S REPUBLIC OF CHINA	5,482,450.58	2,389,502	109,606,457	2,526,217
	REPUBLIC OF KOREA	597,487.11	1,986,363	91,114,470	2,038,476
	RUSSIAN FEDERATION	241.49	1,374	63,025	1,468
	SINGAPORE	43,272.04	127,675	5,856,453	144,542
	SPAIN	1,191.28	11,935	547,459	12,824
	SWITZERLAND	996.46	7,709	353,612	15,925
	TAIWAN (REP. OF CHINA)	615,570.28	651,619	29,889,763	683,827
	THAILAND	566,482.69	606,763	27,832,218	626,341
	UK OF GREAT BRITAIN AND N. IRELAND	11.83	530	24,311	643
	UNITED STATES OF AMERICA	42,039.12	592,807	27,192,056	628,393
	VIETNAM	116,383.73	93,284	4,278,937	99,180
392051	Other plates, sheets, film, foil and strip of polymers of acrylic polymers of polymethyl methacrylate	282,726.06	515,402	23,641,490	551,313
	AUSTRALIA	1,663.50	2,892	132,656	3,118
	DEMOCRATIC PEOPLE'S REP. OF KOREA	16,172.19	7,137	327,374	7,819
	FRANCE	2.53	134	6,147	156
	HONG KONG, CHINA	1,049.33	2,113	96,923	2,897
	INDONESIA	27,957.60	77,162	3,539,421	79,622
	JAPAN	9.19	304	13,944	316
	PEOPLE'S REPUBLIC OF CHINA	116,247.25	204,309	9,371,654	217,454
	REPUBLIC OF KOREA	62,667.63	130,213	5,972,870	138,919
	SINGAPORE	36,499.02	44,903	2,059,701	51,394
	TAIWAN (REP. OF CHINA)	3,678.82	20,018	918,226	21,635
	THAILAND	16,779.00	26,217	1,202,574	27,983
392059	Other plates, sheets, film, foil and strip of polymers of other acrylic polymers	3,572,329.09	3,080,662	141,309,968	3,239,593

TABLE 8 - Continued

PSCC CODE	COMMODITY AND COUNTRY OF ORIGIN	GROSS WEIGHT (GK)	FOB VALUE		CIF
			DOLLARS	PESOS	DOLLARS
	AUSTRALIA	1,332.95	4,232	194,122	4,467
	DEMOCRATIC PEOPLE'S REP. OF KOREA	656.84	4,036	185,131	4,046
	DENMARK	64.51	4,142	189,994	4,147
	GERMANY	4,573.79	24,771	1,136,246	25,786
	HONG KONG, CHINA	147,739.27	171,517	7,867,485	181,166
	INDONESIA	40,773.84	137,440	6,304,373	142,604
	JAPAN	78,376.25	492,394	22,586,113	518,107
	MALAYSIA	112,334.90	72,024	3,303,741	75,043
	OMAN	18,997.66	4,592	210,635	5,344
	PEOPLE'S REPUBLIC OF CHINA	698,721.20	641,219	29,412,716	679,955
	REPUBLIC OF KOREA	87,327.21	155,694	7,141,684	170,323
	SINGAPORE	45,082.06	48,846	2,240,566	49,827
	TAIWAN (REP. OF CHINA)	350,812.92	257,365	11,805,333	275,954
	THAILAND	1,119,195.15	446,499	20,480,909	468,892
	UNITED STATES OF AMERICA	15,648.24	69,287	3,178,195	71,787
	VIETNAM	850,692.30	546,604	25,072,725	562,145
392061	Other plates, sheets, film, foil and strip of polycarbonates, alkyl resins, polyallyl esters or other polyesters of polycarbonates	3,193,273.56	5,687,953	260,906,402	5,983,564
	GERMANY	801.35	2,235	102,519	3,096
	HONG KONG, CHINA	18,488.38	135,125	6,198,184	144,060
	INDIA	8,986.44	27,675	1,269,452	30,818
	INDONESIA	92,728.22	328,283	15,058,341	341,447
	ISRAEL	36,005.20	136,844	6,277,034	150,038
	JAPAN	44,026.58	998,163	45,785,737	1,079,027
	MALAYSIA	28,534.19	61,443	2,818,391	64,436
	PEOPLE'S REPUBLIC OF CHINA	1,129,279.68	1,659,035	76,099,935	1,735,701
	REPUBLIC OF KOREA	149,094.24	588,745	27,005,732	616,011
	SINGAPORE	21,675.34	117,318	5,381,376	126,910
	SOUTH AFRICA, REP. OF	1.67	175	8,027	187
	SWEDEN	161.02	7,256	332,833	8,331
	TAIWAN (REP. OF CHINA)	408,008.51	551,532	25,298,773	580,108
	THAILAND	27,746.34	135,133	6,198,551	139,973
	UK OF GREAT BRITAIN AND N. IRELAND	781.78	5,802	266,138	5,972
	UNITED STATES OF AMERICA	1,494.60	20,680	948,591	23,754
	VIETNAM	1,225,460.02	912,509	41,856,788	933,695
392062	Other plates, sheets, film, foil and strip of polycarbonates, alkyl resins, polyallyl esters or other polyesters of polythelene terephthalate	12,083,093.82	20,102,549	922,103,920	21,567,587
	AUSTRIA	613.75	2,838	130,179	2,954
	FINLAND	49.34	58	2,660	285
	GERMANY	9.32	239	10,963	279
	HONG KONG, CHINA	771,083.74	324,780	14,897,658	342,338
	INDIA	107,689.42	168,364	7,722,857	181,432
	INDONESIA	653,997.78	1,130,186	51,841,631	1,169,743
	ISRAEL	57.34	1,812	83,116	1,887
	JAMAICA (EXCLUDES CAYMAN IS., TURKS, CAICOS)	115.19	4,728	216,873	5,031
	JAPAN	174,566.36	1,312,528	60,205,659	1,379,562
	KYRGYZSTAN	81.80	892	40,916	920
	MALAYSIA	272,752.34	689,937	31,647,411	730,443
	OMAN	17,213.61	24,377	1,118,173	25,570
	PEOPLE'S REPUBLIC OF CHINA	4,948,705.56	6,348,229	291,193,264	6,720,328
	REPUBLIC OF KOREA	572,651.90	2,622,353	120,287,333	2,782,021
	SINGAPORE	99,276.58	187,060	8,580,442	202,097
	TAIWAN (REP. OF CHINA)	693,813.38	1,045,474	47,955,892	1,104,016
	THAILAND	2,854,137.54	4,467,283	204,914,271	4,684,550
	UK OF GREAT BRITAIN AND N. IRELAND	5,875.31	13,399	614,613	14,571
	UNITED STATES OF AMERICA	46,149.29	514,303	23,591,078	909,977
	VIETNAM	864,254.27	1,243,709	57,048,931	1,309,583
392063	Other plates, sheets, film, foil and strip of polycarbonates, alkyl resins, polyallyl esters or other polyesters of unsaturated polyesters	469,227.14	769,852	35,313,113	805,448
	GERMANY	9,456.87	8,017	367,740	9,153
	INDONESIA	19,451.18	42,209	1,936,127	43,339
	JAPAN	68.07	4,597	210,865	4,692
	MALAYSIA	14,136.10	25,877	1,186,978	25,905
	PEOPLE'S REPUBLIC OF CHINA	405,291.27	655,192	30,053,657	687,766
	SINGAPORE	0.88	23	1,055	28

TABLE 8 - Continued

PSCC CODE	COMMODITY AND COUNTRY OF ORIGIN	GROSS WEIGHT (GK)	FOB VALUE		CIF
			DOLLARS	PESOS	DOLLARS
	TAIWAN (REP. OF CHINA)	11,315.37	30,603	1,403,760	30,603
	THAILAND	9,507.40	3,334	152,931	3,962
392069	Other plates, sheets, film, foil and strip of polycarbonates, alkyd resins, polyallyl esters or other polyesters of other polyesters	6,370,730.02	10,150,014	465,581,141	10,492,701
	AUSTRALIA	14,787.77	4,771	218,846	4,966
	CZECH REPUBLIC (CZECHOSLOVAKIA)	34,558.08	20,194	926,299	20,764
	DEMOCRATIC PEOPLE'S REP. OF KOREA	8,306.53	32,974	1,512,517	34,281
	GERMANY	1,209.36	9,385	430,490	10,027
	HONG KONG, CHINA	191,243.89	142,895	6,554,594	148,950
	INDIA	208,228.00	221,649	10,167,039	225,771
	INDONESIA	880,335.67	1,259,417	57,769,458	1,298,839
	ISRAEL	96.16	3,467	159,031	3,542
	ITALY	2,160.57	39,665	1,819,434	44,571
	JAPAN	4,566.53	88,194	4,045,459	93,500
	MALAYSIA	86,476.88	209,283	9,599,811	220,194
	NETHERLANDS	1,121.86	4,984	228,616	5,157
	PEOPLE'S REPUBLIC OF CHINA	1,715,590.19	1,790,355	82,123,583	1,826,281
	REPUBLIC OF KOREA	751,842.69	2,271,421	104,190,081	2,397,594
	SINGAPORE	69,384.89	78,048	3,580,062	81,545
	SWITZERLAND	28.55	3,629	166,462	3,837
	TAIWAN (REP. OF CHINA)	204,446.32	773,218	35,467,509	782,855
	THAILAND	2,125,649.59	3,048,876	139,851,942	3,136,474
	UK OF GREAT BRITAIN AND N. IRELAND	11.79	6,894	316,228	7,846
	UNITED ARAB EMIRATES, N.E.S.	41,071.54	86,477	3,966,700	88,696
	UNITED STATES OF AMERICA	29,613.16	54,218	2,486,980	57,011
392071	Other plates, sheets, film, foil and strip of cellulose or its chemical derivatives of regenerated cellulose	1,141,897.16	1,829,816	83,933,660	1,931,680
	AUSTRIA	870.49	1,172	53,760	1,175
	HONG KONG, CHINA	4.18	118	5,413	127
	INDONESIA	24,357.97	4,990	228,891	5,014
	JAPAN	81,901.17	617,870	28,341,696	638,774
	MALAYSIA	57,028.25	128,488	5,893,744	144,922
	PEOPLE'S REPUBLIC OF CHINA	782,194.90	570,136	26,152,139	607,699
	REPUBLIC OF KOREA	8,326.51	30,792	1,412,429	32,238
	SPAIN	2.67	32	1,468	49
	SWITZERLAND	1.70	232	10,642	247
	TAIWAN (REP. OF CHINA)	122,752.76	77,757	3,566,714	85,643
	THAILAND	483.71	925	42,429	1,104
	UK OF GREAT BRITAIN AND N. IRELAND	20,552.74	137,040	6,286,025	140,444
	UNITED STATES OF AMERICA	43,409.74	260,214	11,936,016	274,190
	VIETNAM	10.37	50	2,294	54
392072	Other plates, sheets, film, foil and strip of cellulose or its chemical derivatives of vulcanised fibre	47,127.43	40,612	1,862,873	45,115
	HONG KONG, CHINA	21.56	679	31,146	697
	JAPAN	1,140.78	13,941	639,474	16,515
	PEOPLE'S REPUBLIC OF CHINA	3,879.20	8,278	379,712	8,940
	REPUBLIC OF KOREA	2,497.65	1,706	78,254	1,838
	SINGAPORE	548.34	1,840	84,401	1,973
	TAIWAN (REP. OF CHINA)	39,039.90	14,168	649,886	15,152
392073	Other plates, sheets, film, foil and strip of cellulose or its chemical derivatives of cellulose acetate	18,364.51	20,109	922,400	20,867
	PEOPLE'S REPUBLIC OF CHINA	18,289.52	19,354	887,768	20,062
	UNITED STATES OF AMERICA	74.99	755	34,632	805
392079	Other plates, sheets, film, foil and strip of cellulose or its chemical derivatives of other cellulose derivatives	19,626.73	20,351	933,500	21,632
	PEOPLE'S REPUBLIC OF CHINA	19,626.73	20,351	933,500	21,632
392091	Other plates, sheets, film, foil and strip of other plastics of polyvinyl butyral	71,493.27	266,529	12,225,687	281,383
	GERMANY	5.22	928	42,567	962
	HONG KONG, CHINA	8,048.83	21,586	990,150	24,509
	INDONESIA	2,662.64	11,016	505,304	12,788
	ITALY	26.62	203	9,312	217

TABLE 8 - Continued

PSCC CODE	COMMODITY AND COUNTRY OF ORIGIN	GROSS WEIGHT (GK)	FOB VALUE		CIF DOLLARS
			DOLLARS	PESOS	
	JAPAN	1,834.26	25,738	1,180,602	27,855
	PEOPLE'S REPUBLIC OF CHINA	17,293.80	34,113	1,564,763	35,274
	REPUBLIC OF KOREA	1,017.23	6,587	302,146	7,722
	SINGAPORE	21,594.54	112,351	5,153,541	116,210
	SWITZERLAND	171.16	2,006	92,015	2,062
	TAIWAN (REP. OF CHINA)	3,434.76	3,434	157,518	3,553
	THAILAND	15,371.86	29,652	1,360,138	30,605
	UNITED STATES OF AMERICA	32.35	18,915	867,631	19,626
392092	Other plates, sheets, film, foil and strip of other plastics of polyamides	390,965.57	1,515,175	69,501,080	1,569,445
	DEMOCRATIC PEOPLE'S REP. OF KOREA	8,418.84	27,149	1,245,325	28,224
	FRANCE	34.59	2,956	135,592	3,039
	GERMANY	1,039.66	14,477	664,060	15,062
	HONG KONG, CHINA	4,718.29	14,023	643,234	14,623
	INDONESIA	65,742.03	290,357	13,318,676	301,091
	JAPAN	75,419.59	363,495	16,673,516	372,442
	PEOPLE'S REPUBLIC OF CHINA	100,915.24	326,146	14,960,317	346,946
	REPUBLIC OF KOREA	89,936.25	314,375	14,420,382	319,959
	TAIWAN (REP. OF CHINA)	701.81	2,903	133,161	3,011
	THAILAND	43,933.98	152,744	7,006,368	158,353
	UK OF GREAT BRITAIN AND N. IRELAND	39.57	1,150	52,751	1,168
	UNITED STATES OF AMERICA	65.72	5,400	247,698	5,527
392093	Other plates, sheets, film, foil and strip of other plastics of amino-resins	199,756.15	714,578	32,777,694	743,969
	GERMANY	337.50	230	10,550	264
	INDONESIA	30,503.93	184,073	8,443,429	188,819
	JAPAN	9,099.91	224,459	10,295,934	235,467
	MALAYSIA	11,909.93	53,388	2,448,908	55,448
	PEOPLE'S REPUBLIC OF CHINA	175.49	278	12,752	307
	REPUBLIC OF KOREA	147,621.26	250,985	11,512,682	262,435
	SINGAPORE	108.13	1,165	53,439	1,229
392094	Other plates, sheets, film, foil and strip of other plastics of phenolic resins	1,430,117.33	1,622,860	74,440,588	1,714,051
	JAPAN	3,431.62	33,897	1,554,855	35,621
	PEOPLE'S REPUBLIC OF CHINA	1,086,988.66	860,567	39,474,208	921,258
	REPUBLIC OF KOREA	762.43	55,484	2,545,051	60,209
	SINGAPORE	33.98	372	17,064	419
	TAIWAN (REP. OF CHINA)	65,310.69	32,102	1,472,518	35,319
	THAILAND	273,566.26	639,196	29,319,921	659,895
	UNITED STATES OF AMERICA	23.69	1,242	56,971	1,330
392099	Other plates, sheets, film, foil and strip of other plastics, n.e.s.	6,389,480.05	23,800,275	1,091,718,616	25,162,775
	AUSTRALIA	553.04	19,050	873,824	20,226
	AUSTRIA	15,968.88	24,538	1,125,558	24,575
	BELGIUM	11,163.52	14,846	680,986	14,920
	FRANCE	174.07	611	28,027	611
	GERMANY	1,888.96	128,157	5,878,561	137,894
	HONG KONG, CHINA	58,065.05	255,795	11,733,317	272,739
	INDIA	282,415.52	299,456	13,736,046	322,222
	INDONESIA	201,541.78	741,212	33,999,394	775,998
	ISRAEL	116.08	622	28,531	658
	ITALY	45.91	3,465	158,940	4,026
	JAPAN	750,960.46	5,105,963	234,210,523	5,640,301
	MALAYSIA	316,786.41	1,049,389	48,135,474	1,097,447
	MEXICO	183.33	280	12,844	299
	NETHERLANDS	1.36	202	9,266	210
	PEOPLE'S REPUBLIC OF CHINA	1,928,471.38	2,290,957	105,086,198	2,381,299
	REPUBLIC OF KOREA	197,156.47	590,888	27,104,032	683,125
	SINGAPORE	245,680.53	1,152,941	52,885,403	1,194,551
	SWITZERLAND	918.80	4,780	219,259	5,820
	TAIWAN (REP. OF CHINA)	375,720.69	287,826	13,202,579	303,302
	THAILAND	1,672,004.06	10,609,014	486,635,472	10,987,328
	UK OF GREAT BRITAIN AND N. IRELAND	34,021.29	202,465	9,287,070	205,928
	UNITED STATES OF AMERICA	52,172.05	652,020	29,908,157	717,218
	VIETNAM	243,470.41	365,798	16,779,155	372,078
3921	Other plates, sheets, film, foil and strip, of plastics.	74,457,115.59	130,654,830	5,993,137,058	138,314,387

TABLE 8 - Continued

PSCC CODE	COMMODITY AND COUNTRY OF ORIGIN	GROSS WEIGHT (GK)	FOB VALUE		CIF DOLLARS
			DOLLARS	PESOS	
392111	Cellular of polymers of styrene	2,070,265.25	6,409,357	293,997,205	6,996,850
	AUSTRALIA	1,270.21	9,212	422,554	9,771
	FRANCE	36.68	509	23,348	559
	GERMANY	1,088.92	22,843	1,047,808	24,881
	HONG KONG, CHINA	12,488.01	28,199	1,293,488	30,452
	INDONESIA	111,269.33	433,263	19,873,774	475,476
	JAPAN	77,081.47	777,122	35,646,586	843,244
	MALAYSIA	197,799.24	266,604	12,229,126	298,760
	PEOPLE'S REPUBLIC OF CHINA	427,116.25	428,014	19,633,002	450,737
	REPUBLIC OF KOREA	1,067,360.28	4,106,651	188,372,081	4,507,771
	SINGAPORE	21,726.61	18,624	854,283	22,370
	TAIWAN (REP. OF CHINA)	131,228.25	52,761	2,420,147	56,978
	THAILAND	8,998.46	203,681	9,342,847	204,207
	UK OF GREAT BRITAIN AND N. IRELAND	1,491.46	33,080	1,517,380	39,608
	UNITED STATES OF AMERICA	11,300.93	21,396	981,435	24,638
	VIETNAM	9.15	7,398	339,346	7,398
392112	Cellular of polymers of vinyl chloride	3,693,608.21	7,216,746	331,032,140	7,548,869
	BELGIUM	53.67	601	27,568	641
	BRAZIL	6.11	117	5,367	131
	DENMARK	2,540.45	4,633	212,516	5,529
	FRANCE	1,516.59	13,985	641,492	14,673
	GERMANY	3,015.75	20,891	958,270	22,527
	HONG KONG, CHINA	77,024.61	787,799	36,136,340	816,335
	INDIA	85,091.64	74,828	3,432,360	77,305
	INDONESIA	47,525.79	32,579	1,494,399	35,291
	JAPAN	79,324.97	562,786	25,814,994	588,734
	MACAU	2,141.63	1,026	47,063	1,068
	MALAYSIA	103,231.12	83,424	3,826,659	89,553
	PEOPLE'S REPUBLIC OF CHINA	2,392,947.64	1,921,451	88,136,957	2,038,674
	REPUBLIC OF KOREA	296,350.38	2,586,912	118,661,654	2,684,012
	SINGAPORE	346.20	1,801	82,612	2,025
	SPAIN	105.25	2,075	95,180	2,168
	TAIWAN (REP. OF CHINA)	377,350.09	383,232	17,578,852	401,619
	THAILAND	134,510.71	266,961	12,245,501	272,602
	UNITED STATES OF AMERICA	10,674.98	294,270	13,498,165	309,080
	VIETNAM	79,850.63	177,375	8,136,191	186,902
392113	Cellular of polymers of polyurethanes	4,946,938.07	8,362,789	383,601,131	8,759,963
	AUSTRALIA	27,241.60	124,464	5,709,164	134,770
	AUSTRIA	197.62	1,489	68,300	1,667
	BELGIUM	16,165.98	16,213	743,691	20,644
	FRANCE	6,368.33	19,748	905,841	21,512
	GERMANY	171.35	8,877	407,188	9,801
	HONG KONG, CHINA	237,245.45	1,157,401	53,089,984	1,205,279
	INDIA	13,287.17	4,041	185,361	4,152
	INDONESIA	60,780.34	56,630	2,597,619	58,885
	ITALY	406.05	5,982	274,394	6,337
	JAPAN	184,605.85	1,689,137	77,480,714	1,784,955
	MALAYSIA	396,149.05	1,057,895	48,525,643	1,071,685
	NETHERLANDS	427.97	11,027	505,808	11,503
	PEOPLE'S REPUBLIC OF CHINA	3,177,659.68	2,430,791	111,500,383	2,528,112
	REPUBLIC OF KOREA	105,241.46	249,819	11,459,197	282,842
	SINGAPORE	9,562.45	27,313	1,252,847	28,533
	SPAIN	0.85	44	2,018	51
	SWITZERLAND	5,776.56	20,731	950,931	21,315
	TAIWAN (REP. OF CHINA)	117,203.98	388,239	17,808,523	407,940
	THAILAND	113,827.37	460,862	21,139,740	492,777
	UK OF GREAT BRITAIN AND N. IRELAND	467.93	38,935	1,785,949	42,421
	UNITED STATES OF AMERICA	17,046.36	236,852	10,864,401	251,331
	VIETNAM	457,104.67	356,299	16,343,435	373,451
392114	Cellular of polymers of regenerated cellulose	42,805.52	1,389,073	63,716,778	1,461,675
	GERMANY	3,030.30	24,260	1,112,806	24,993
	HONG KONG, CHINA	1,362.14	88,385	4,054,220	97,839
	INDONESIA	3,910.05	11,654	534,569	12,131
	JAPAN	13,529.43	810,714	37,187,451	845,514
	PEOPLE'S REPUBLIC OF CHINA	13,236.41	436,714	20,032,071	462,552
	REPUBLIC OF KOREA	5,798.36	5,924	271,733	6,249

TABLE 8 - Continued

PSCC CODE	COMMODITY AND COUNTRY OF ORIGIN	GROSS WEIGHT (GK)	FOB VALUE		CIF DOLLARS
			DOLLARS	PESOS	
	SINGAPORE	368.88	2,372	108,804	2,442
	TAIWAN (REP. OF CHINA)	1,043.92	622	28,531	633
	UK OF GREAT BRITAIN AND N. IRELAND	1.67	2,318	106,327	2,397
	UNITED STATES OF AMERICA	524.36	6,110	280,266	6,925
392119	Cellular of polymers of other plastics	9,207,592.92	7,168,424	328,815,611	7,747,823
	AUSTRALIA	147,345.31	42,020	1,927,457	44,911
	BELGIUM	81,962.80	27,868	1,278,305	30,585
	CHILE	44,210.00	26,526	1,216,748	29,340
	FRANCE	49.72	216	9,908	225
	GERMANY	49,768.04	145,390	6,669,039	154,823
	GUATEMALA	29,640.10	9,485	435,077	10,134
	HONG KONG, CHINA	37,340.98	22,405	1,027,717	23,465
	INDIA	273,424.41	77,935	3,574,878	84,636
	INDONESIA	876,243.32	1,866,910	85,635,162	1,991,310
	IRELAND	187,112.61	85,630	3,927,848	88,199
	ISRAEL	25,818.81	9,037	414,527	10,011
	JAPAN	250,163.90	669,475	30,708,819	732,929
	LIECHTENSTEIN	508.72	16,020	734,837	17,519
	MALAYSIA	1,543,114.71	1,121,712	51,452,930	1,217,078
	NEW ZEALAND	167,330.51	71,335	3,272,136	78,255
	NIGERIA	44,262.14	15,492	710,618	17,162
	PEOPLE'S REPUBLIC OF CHINA	3,241,198.17	1,320,748	60,582,711	1,438,549
	REPUBLIC OF KOREA	250,904.86	566,680	25,993,612	591,994
	SAUDI ARABIA	166,134.29	58,147	2,667,203	63,506
	SINGAPORE	40,205.49	25,918	1,188,859	29,352
	SOUTH AFRICA, REP. OF	667.86	6,696	307,146	8,037
	SPAIN	68,765.33	22,959	1,053,130	23,968
	SWEDEN	35,200.00	10,560	484,387	11,515
	SWITZERLAND	181.97	2,015	92,428	3,453
	TAIWAN (REP. OF CHINA)	205,300.74	204,018	9,358,305	226,049
	THAILAND	198,275.67	278,977	12,796,675	311,547
	UK OF GREAT BRITAIN AND N. IRELAND	506,670.57	244,641	11,221,683	267,988
	UNITED STATES OF AMERICA	554,125.99	175,015	8,027,938	191,096
	VIETNAM	181,665.90	44,594	2,045,528	50,187
392190	Other plates, sheets, film, foil and strip of plastics	54,495,905.62	100,108,441	4,591,974,193	105,799,207
	ARGENTINA	28.65	3,217	147,564	3,231
	AUSTRALIA	10,916.24	99,268	4,553,423	104,747
	AUSTRIA	1,031.53	150,479	6,902,472	162,811
	BELGIUM	4,795.25	51,166	2,346,984	53,097
	CANADA	2,055.16	65,374	2,998,706	69,824
	DEMOCRATIC PEOPLE'S REP. OF KOREA	177,782.20	54,200	2,486,154	58,782
	DENMARK	331.90	1,066	48,897	1,111
	FRANCE	1,566.69	206,264	9,461,330	215,789
	GERMANY	116,767.67	548,162	25,144,191	659,338
	HONG KONG, CHINA	534,105.19	1,497,734	68,701,059	1,625,431
	INDIA	1,243,993.37	873,597	40,071,895	933,192
	INDONESIA	4,986,023.03	15,650,142	717,872,014	16,306,986
	ISRAEL	17,315.12	171,755	7,878,402	182,075
	ITALY	57,487.48	40,047	1,836,956	53,819
	JAPAN	1,160,282.55	11,458,749	525,612,817	12,486,050
	MACAU	514.42	4,153	190,498	4,952
	MALAYSIA	7,043,166.49	21,135,965	969,506,715	21,919,354
	MEXICO	62.75	1,003	46,008	1,100
	NETHERLANDS	28,832.39	215,924	9,904,434	223,364
	NETHERLANDS ANTILLES	56,803.29	111,379	5,108,955	122,899
	NEW ZEALAND	13,967.90	43,553	1,997,776	46,004
	OMAN	109,230.06	158,594	7,274,707	166,838
	PEOPLE'S REPUBLIC OF CHINA	26,438,262.70	13,451,512	617,020,855	14,284,157
	POLAND	12.18	325	14,908	346
	REPUBLIC OF KOREA	1,231,054.58	3,758,305	172,393,451	4,246,207
	SINGAPORE	1,071,714.51	4,014,032	184,123,647	4,181,982
	SPAIN	37,067.87	17,513	803,321	18,179
	SWEDEN	104.63	48,271	2,214,191	50,326
	SWITZERLAND	13,111.62	73,062	3,351,354	106,732
	TAIWAN (REP. OF CHINA)	3,015,995.70	3,210,173	147,250,636	3,338,922
	THAILAND	3,159,042.95	9,385,396	430,508,115	9,678,296
	TURKEY	2,205.10	1,686	77,337	1,885
	UK OF GREAT BRITAIN AND N. IRELAND	187,086.55	927,290	42,534,792	958,080
	UNITED ARAB EMIRATES, N.E.S.	647.29	3,504	160,728	4,178
	UNITED STATES OF AMERICA	1,481,589.63	8,272,810	379,473,795	8,996,359

TABLE 8 - Continued

PSCC CODE	COMMODITY AND COUNTRY OF ORIGIN	GROSS WEIGHT (GK)	FOB VALUE		CIF DOLLARS
			DOLLARS	PESOS	
	VIETNAM	2,290,950.98	4,402,771	201,955,106	4,532,764
3922	Baths, shower-baths, sinks, wash-basins, bidets, lavatory pans, seats and covers, flushing cisterns and similar sanitary ware, of plastics.	2,670,720.55	6,158,278	282,480,215	6,440,007
392210	Baths, shower-baths and wash-basins, of plastics	885,161.71	2,001,613	91,813,989	2,095,470
	AUSTRALIA	628.48	2,667	122,335	2,743
	GERMANY	1,223.73	26,700	1,224,729	27,667
	HONG KONG, CHINA	342.60	3,619	166,004	3,643
	INDONESIA	29.15	1,654	75,869	1,767
	ITALY	6,146.23	72,139	3,309,016	75,021
	JAPAN	19,094.14	31,261	1,433,942	34,691
	MALAYSIA	7,458.79	57,346	2,630,461	58,457
	NETHERLANDS	185.94	1,683	77,199	1,774
	PEOPLE'S REPUBLIC OF CHINA	744,317.22	1,381,695	63,378,350	1,442,702
	REPUBLIC OF KOREA	3,306.05	21,824	1,001,067	23,343
	SINGAPORE	56.81	661	30,320	714
	SPAIN	4.35	240	11,009	271
	SWITZERLAND	195.80	617	28,302	685
	TAIWAN (REP. OF CHINA)	9,002.53	59,476	2,728,164	61,800
	THAILAND	85,093.79	289,638	13,285,695	303,549
	TURKEY	2,019.73	6,094	279,532	6,427
	UK OF GREAT BRITAIN AND N. IRELAND	4.39	1,513	69,401	1,600
	UNITED STATES OF AMERICA	6,051.98	42,786	1,962,594	48,616
392220	Lavatory seats and covers, of plastics	661,984.27	2,379,151	109,131,657	2,471,991
	AUSTRALIA	5.07	38	1,743	43
	GERMANY	0.99	384	17,614	400
	HONG KONG, CHINA	596.34	299	13,715	366
	INDONESIA	633.58	12,846	589,246	13,212
	ITALY	2,031.82	7,777	356,731	9,530
	JAPAN	419.40	10,002	458,792	10,814
	MALAYSIA	9,571.16	29,326	1,345,184	31,768
	PEOPLE'S REPUBLIC OF CHINA	537,787.35	1,910,078	87,615,278	1,977,527
	REPUBLIC OF KOREA	813.16	15,867	727,820	16,881
	SINGAPORE	784.93	6,868	315,035	7,147
	TAIWAN (REP. OF CHINA)	608.68	367	16,834	420
	THAILAND	64,945.16	298,177	13,677,379	309,457
	UNITED STATES OF AMERICA	43,610.37	86,016	3,945,554	93,257
	VIETNAM	176.26	1,106	50,732	1,169
392290	Flushing cisterns and similar sanitary ware of plastics	1,123,574.57	1,777,514	81,534,569	1,872,546
	AUSTRALIA	2.90	147	6,743	151
	CANADA	1,269.58	883	40,503	970
	FRANCE	882.22	2,390	109,629	3,310
	GERMANY	220.42	10,944	502,001	14,804
	HONG KONG, CHINA	22,994.47	25,922	1,189,042	27,706
	INDIA	73.88	299	13,715	347
	INDONESIA	14,225.64	10,103	463,425	11,357
	ITALY	15,100.24	50,207	2,302,995	53,331
	JAPAN	1,305.56	12,663	580,852	13,675
	MALAYSIA	42,058.29	315,765	14,484,141	319,283
	NETHERLANDS	413.47	2,354	107,978	6,118
	PEOPLE'S REPUBLIC OF CHINA	838,965.63	845,753	38,794,690	894,933
	REPUBLIC OF KOREA	6,185.49	102,084	4,682,594	103,797
	SINGAPORE	5,555.39	18,941	868,824	19,734
	TAIWAN (REP. OF CHINA)	55,904.34	130,718	5,996,035	133,601
	THAILAND	35,304.92	88,091	4,040,735	94,017
	TURKEY	476.60	1,903	87,291	5,428
	UNITED STATES OF AMERICA	79,097.20	139,458	6,396,938	150,047
	VIETNAM	3,538.33	18,889	866,438	19,937
3923	Articles for the conveyance or packing of goods, of plastics; stoppers, lids, caps and other closures, of plastics.	64,322,931.35	154,666,290	7,094,542,732	178,323,662
392310	Boxes, cases, crates and similar articles, of plastics	22,993,861.47	43,762,050	2,007,365,236	58,892,295
	AUSTRALIA	349,579.21	155,579	7,136,409	169,865
	BELGIUM	29,907.84	54,481	2,499,044	57,105
	CANADA	3,485.36	11,419	523,790	12,503

TABLE 8 - Continued

PSCC CODE	COMMODITY AND COUNTRY OF ORIGIN	GROSS WEIGHT (GK)	FOB VALUE		CIF DOLLARS
			DOLLARS	PESOS	
	DEMOCRATIC PEOPLE'S REP. OF KOREA	49,623.15	140,699	6,453,863	150,047
	DENMARK	9,002.28	18,847	864,512	19,632
	FINLAND	44.27	808	37,063	1,098
	FRANCE	11,634.90	117,304	5,380,735	121,605
	GERMANY	8,554.22	131,944	6,052,272	137,039
	GUAM	2,947.50	131	6,009	149
	HONG KONG, CHINA	553,402.29	1,595,531	73,187,007	1,780,747
	INDIA	17,931.15	59,096	2,710,734	62,251
	INDONESIA	54,567.67	181,634	8,331,552	192,441
	ISRAEL	81,888.08	95,300	4,371,411	105,570
	ITALY	17,767.56	55,124	2,528,538	60,308
	JAPAN	14,157,041.15	18,602,618	853,302,087	31,959,540
	LUXEMBOURG	6,644.88	10,686	490,167	11,186
	MALAYSIA	721,858.97	2,939,696	134,843,855	3,103,319
	MEXICO	289.38	1,203	55,182	1,279
	NETHERLANDS	11,675.14	60,116	2,757,521	63,661
	NEW ZEALAND	236,343.22	1,476,739	67,738,018	1,530,515
	OKINAWA	1,959.74	81,656	3,745,561	93,514
	PEOPLE'S REPUBLIC OF CHINA	4,342,962.95	9,858,721	452,219,532	10,350,828
	PORTUGAL	4.51	30	1,376	32
	REPUBLIC OF KOREA	590,286.07	2,361,006	108,299,345	2,538,414
	SINGAPORE	125,896.36	668,529	30,665,425	711,864
	SLOVENIA	3,477.05	3,446	158,068	3,544
	SOUTH AFRICA, REP. OF	556.78	9,062	415,674	9,368
	SPAIN	48,548.44	49,019	2,248,502	51,800
	SRI LANKA (CEYLON)	356.18	450	20,642	522
	SWEDEN	988.59	10,483	480,855	12,041
	SWITZERLAND	94,951.37	307,991	14,127,547	319,865
	TAIWAN (REP. OF CHINA)	427,740.41	1,490,390	68,364,189	1,593,930
	THAILAND	102,193.69	512,784	23,521,402	547,034
	TURKEY	196.93	363	16,651	398
	UK OF GREAT BRITAIN AND N. IRELAND	2,933.45	12,071	553,697	13,233
	UNITED ARAB EMIRATES, N.E.S.	851.10	2,022	92,749	3,514
	UNITED STATES OF AMERICA	760,414.18	2,263,735	103,837,524	2,565,422
	VIETNAM	165,355.45	421,337	19,326,728	537,112
392321	Sacks and bags (including cones) of polymers of ethylene	7,314,276.45	20,020,706	918,349,785	21,712,122
	AUSTRALIA	19,563.96	123,770	5,677,330	133,718
	BELGIUM	21.86	245	11,238	262
	BRAZIL	14,449.06	89,397	4,100,640	92,796
	CANADA	2,533.49	48,654	2,231,759	54,933
	DENMARK	4.90	86	3,945	133
	FRANCE	822.54	16,044	735,939	17,302
	GERMANY	48,862.33	275,549	12,639,432	305,732
	HONG KONG, CHINA	190,635.81	800,042	36,697,927	831,378
	INDIA	4,455.38	11,286	517,689	11,499
	INDONESIA	179,575.25	253,384	11,622,723	260,824
	ISRAEL	4,720.28	5,373	246,460	5,580
	ITALY	18,109.89	73,887	3,389,197	74,835
	JAPAN	229,450.37	903,542	41,445,471	1,583,552
	MALAYSIA	1,256,538.68	4,936,781	226,450,145	5,106,766
	NETHERLANDS	3,745.73	15,540	712,820	16,239
	NEW ZEALAND	50,235.99	290,983	13,347,390	300,314
	PEOPLE'S REPUBLIC OF CHINA	3,327,047.60	6,358,344	291,657,239	6,696,333
	REPUBLIC OF KOREA	219,161.04	1,908,547	87,545,051	2,064,943
	RUSSIAN FEDERATION	14.22	80	3,670	83
	SINGAPORE	510,614.13	1,248,365	57,262,502	1,338,726
	SPAIN	1,261.16	27,856	1,277,755	30,679
	SWITZERLAND	61,526.04	72,366	3,319,429	77,339
	TAIWAN (REP. OF CHINA)	148,386.77	344,187	15,787,857	358,396
	THAILAND	202,127.76	1,426,511	65,434,060	1,484,877
	TURKEY	276.67	3,407	156,279	3,503
	UK OF GREAT BRITAIN AND N. IRELAND	4,986.37	13,169	604,061	15,122
	UNITED ARAB EMIRATES, N.E.S.	1,038.92	5,632	258,340	9,797
	UNITED STATES OF AMERICA	394,180.52	458,958	21,052,404	503,331
	VIETNAM	419,929.73	308,721	14,161,033	333,130
392329	Sacks and bags (including cones) of other plastics	7,715,492.47	13,201,458	605,550,877	14,464,492
	AUSTRALIA	54,216.13	337,444	15,478,556	366,661
	BELGIUM	12.46	250	11,468	257
	DENMARK	25.25	793	36,374	833
	FINLAND	62.21	1,744	79,997	2,078

TABLE 8 - Continued

PSCC CODE	COMMODITY AND COUNTRY OF ORIGIN	GROSS WEIGHT (GK)	FOB VALUE		CIF DOLLARS
			DOLLARS	PESOS	
	FRANCE	227.33	4,930	226,139	5,128
	GERMANY	2,771.54	34,323	1,574,396	36,706
	HONG KONG, CHINA	474,394.78	1,266,414	58,090,411	1,359,341
	INDIA	1,310.91	9,570	438,976	10,747
	INDONESIA	463,135.28	578,376	26,530,107	607,178
	ITALY	417.33	9,283	425,812	9,687
	JAPAN	285,022.60	3,833,410	175,838,516	4,198,211
	LIECHTENSTEIN	0.87	164	7,523	178
	MACAU	37.55	242	11,101	259
	MALAYSIA	143,696.18	446,799	20,494,670	490,836
	NETHERLANDS	71.25	863	39,585	963
	NEW ZEALAND	82,472.19	495,263	22,717,714	504,131
	PEOPLE'S REPUBLIC OF CHINA	4,503,039.48	3,231,423	148,225,372	3,445,941
	REPUBLIC OF KOREA	140,696.51	983,219	45,100,255	1,060,008
	SINGAPORE	95,837.68	513,467	23,552,731	818,481
	SOUTH AFRICA, REP. OF	4,894.19	9,328	427,875	10,329
	SPAIN	10,063.36	7,114	326,320	7,700
	SWEDEN	0.84	32	1,468	35
	SWITZERLAND	10.79	86	3,945	91
	TAIWAN (REP. OF CHINA)	142,928.25	440,443	20,203,120	478,502
	THAILAND	81,377.82	539,712	24,756,589	560,892
	TURKEY	79.09	333	15,275	653
	UK OF GREAT BRITAIN AND N. IRELAND	1,955.42	8,908	408,610	9,760
	UNITED ARAB EMIRATES, N.E.S.	567.27	48	2,202	54
	UNITED STATES OF AMERICA	23,098.26	68,303	3,133,059	81,302
	VIETNAM	1,203,069.65	379,174	17,392,711	397,550
392330	Carboys, bottles, flasks and similar articles	10,816,233.57	23,069,746	1,058,209,250	24,634,198
	ALBANIA	4.21	290	13,302	310
	AUSTRALIA	63,077.43	408,870	18,754,867	433,205
	BELGIUM	5,897.95	24,662	1,131,246	26,294
	CANADA	596.82	16,978	778,781	17,939
	CZECH REPUBLIC (CZECHOSLOVAKIA)	11.35	168	7,706	187
	DENMARK	65.37	1,448	66,420	1,583
	FINLAND	10.86	724	33,210	850
	FRANCE	4,084.06	22,412	1,028,039	24,869
	GEORGIA	128.34	797	36,558	852
	GERMANY	38,366.59	464,415	21,302,716	509,287
	HONG KONG, CHINA	145,717.55	288,419	13,229,780	301,085
	INDIA	85,805.68	237,101	10,875,823	238,404
	INDONESIA	369,565.02	955,442	43,826,125	1,119,898
	IRELAND	21,133.71	51,515	2,362,993	62,876
	ISRAEL	4,374.12	5,452	250,083	6,085
	ITALY	11,617.81	31,437	1,442,015	39,783
	JAPAN	234,584.79	554,047	25,414,135	588,127
	MACAU	34.88	423	19,403	440
	MALAYSIA	824,682.99	1,601,817	73,475,345	1,709,876
	MEXICO	38,109.48	184,590	8,467,143	192,634
	NETHERLANDS	1,121.08	1,185	54,356	1,236
	PEOPLE'S REPUBLIC OF CHINA	3,589,705.65	6,122,790	280,852,377	6,435,823
	POLAND	295.54	1,294	59,356	1,347
	REPUBLIC OF KOREA	502,853.78	860,781	39,484,025	918,313
	SINGAPORE	60,114.44	276,605	12,687,871	295,931
	SLOVENIA	35.00	250	11,468	859
	SPAIN	11.86	122	5,596	142
	SWEDEN	1.54	25	1,147	29
	SWITZERLAND	9,090.24	203,142	9,318,124	214,486
	TAIWAN (REP. OF CHINA)	267,129.16	516,170	23,676,718	548,976
	THAILAND	3,551,986.44	7,277,399	333,814,293	7,719,877
	TURKEY	582.55	4,391	201,415	10,513
	UK OF GREAT BRITAIN AND N. IRELAND	53,690.12	287,566	13,190,652	310,601
	UNITED ARAB EMIRATES, N.E.S.	449.96	464	21,284	498
	UNITED STATES OF AMERICA	157,751.31	667,815	30,632,674	818,650
	URUGUAY	20,187.18	75,894	3,481,258	80,667
	VIETNAM	753,358.71	1,922,846	88,200,946	2,001,666
392340	Spools, cops, bobbins, cones, cores, reels and similar supports	1,211,417.90	6,506,627	298,458,983	7,090,993
	AUSTRALIA	87.02	4,332	198,709	4,680
	AUSTRIA	248.35	3,390	155,499	3,485
	FRANCE	192.74	1,560	71,557	3,078
	GERMANY	170.48	1,647	75,548	1,752
	HONG KONG, CHINA	131,326.78	1,907,353	87,490,283	2,107,554

TABLE 8 - Continued

PSCC CODE	COMMODITY AND COUNTRY OF ORIGIN	GROSS WEIGHT (GK)	FOB VALUE		CIF DOLLARS
			DOLLARS	PESOS	
	INDIA	194.44	2,744	125,868	2,883
	INDONESIA	8,726.95	43,552	1,997,730	45,552
	JAPAN	62,326.02	869,182	39,869,379	930,489
	MALAYSIA	153,512.75	475,046	21,790,360	513,907
	PEOPLE'S REPUBLIC OF CHINA	539,529.75	1,528,524	70,113,396	1,625,414
	REPUBLIC OF KOREA	18,433.65	557,345	25,565,415	589,586
	SINGAPORE	231,745.36	683,007	31,329,531	794,720
	SPAIN	10,000.49	117,949	5,410,321	122,878
	SYRIAN ARAB REPUBLIC	5.07	38	1,743	41
	TAIWAN (REP. OF CHINA)	30,916.87	119,956	5,502,381	127,452
	THAILAND	21,430.36	82,067	3,764,413	93,532
	UNITED STATES OF AMERICA	193.55	9,102	417,510	9,759
	VIETNAM	2,377.27	99,833	4,579,340	114,231
392350	Stoppers, lids, caps and other closures	6,239,277.91	22,918,947	1,051,292,098	24,497,532
	ARGENTINA	331.70	381	17,476	464
	AUSTRALIA	106,899.37	579,694	26,590,564	607,780
	BELGIUM	7,026.64	10,038	460,443	11,056
	BRAZIL	1,104.34	4,742	217,516	4,876
	CANADA	2.59	135	6,192	144
	CHILE	32.75	500	22,935	517
	DENMARK	970.92	57,987	2,659,864	62,579
	FINLAND	7,043.71	26,850	1,231,610	29,227
	FRANCE	34,784.10	153,914	7,060,035	171,120
	GERMANY	39,382.39	344,286	15,792,399	362,687
	HONG KONG, CHINA	31,618.42	364,616	16,724,936	388,330
	INDIA	158,894.36	605,756	27,786,027	642,696
	INDONESIA	52,012.47	446,635	20,487,147	463,049
	IRELAND	915.71	12,883	590,943	13,566
	ITALY	96,964.51	378,035	17,340,466	441,725
	JAPAN	323,586.24	2,708,519	124,239,766	2,868,525
	LIECHTENSTEIN	0.89	1,962	89,997	2,017
	MALAYSIA	313,138.69	656,148	30,097,509	687,906
	MEXICO	5,377.73	21,461	984,416	23,408
	NETHERLANDS	16,553.32	112,469	5,158,953	118,549
	NEW ZEALAND	62.25	221	10,137	230
	OKINAWA	755.60	22,575	1,035,515	25,853
	PEOPLE'S REPUBLIC OF CHINA	2,164,538.06	6,683,564	306,575,081	7,250,874
	POLAND	4,194.56	51,427	2,358,957	55,094
	REPUBLIC OF KOREA	381,693.99	800,292	36,709,395	840,533
	SINGAPORE	159,695.28	808,143	37,069,519	851,414
	SLOVAK REPUBLIC (SLOVAKIA)	168.93	174	7,981	201
	SPAIN	62,056.78	167,593	7,687,491	195,487
	SWEDEN	264.15	3,957	181,508	4,106
	SWITZERLAND	162,084.73	182,382	8,365,862	199,292
	TAIWAN (REP. OF CHINA)	687,818.80	1,578,640	72,412,216	1,654,770
	THAILAND	903,509.89	3,371,498	154,650,614	3,555,499
	TURKEY	9,546.09	32,993	1,513,389	37,143
	UK OF GREAT BRITAIN AND N. IRELAND	10,812.84	95,761	4,392,557	103,249
	UNITED ARAB EMIRATES, N.E.S.	276.84	315	14,449	351
	UNITED STATES OF AMERICA	330,725.70	2,085,518	95,662,710	2,245,767
	VIETNAM	164,432.57	546,883	25,085,523	577,448
392390	Other articles for the convenience or packing of goods, of plastics and other similar sanitary ware	8,032,371.58	25,186,756	1,155,316,503	27,032,030
	AUSTRALIA	69,329.50	200,852	9,213,082	211,661
	AUSTRIA	269.60	5,528	253,569	6,258
	BELGIUM	16,497.01	87,360	4,007,203	89,766
	BOSNIA AND HERZEGOVINA	1,281.64	716	32,843	853
	BRAZIL	17.57	110	5,046	118
	BULGARIA	221.86	339	15,550	348
	CAMBODIA (DEMOCRATIC KAMPUCHEA)	20.49	51	2,339	53
	CANADA	9,008.35	144,538	6,629,958	149,825
	DEMOCRATIC PEOPLE'S REP. OF KOREA	16,916.19	15,042	689,977	16,929
	DENMARK	15,440.01	47,721	2,188,963	53,348
	FINLAND	115.66	3,804	174,490	4,389
	FRANCE	2,324.54	175,309	8,041,424	190,258
	GERMANY	110,876.29	561,871	25,773,023	612,652
	HONG KONG, CHINA	220,656.68	848,561	38,923,493	921,551
	INDIA	108,792.25	438,682	20,122,343	457,549
	INDONESIA	176,233.09	1,041,072	47,753,973	1,083,736
	IRELAND	10.43	339	15,550	389

TABLE 8 - Continued

PSCC CODE	COMMODITY AND COUNTRY OF ORIGIN	GROSS WEIGHT (GK)	FOB VALUE		CIF DOLLARS
			DOLLARS	PESOS	
	ITALY	34,706.91	179,158	8,217,978	224,916
	JAPAN	536,924.44	3,541,100	162,430,257	3,794,119
	LIECHTENSTEIN	2.51	36	1,651	39
	MALAYSIA	744,102.31	2,051,062	94,082,214	2,184,282
	MALTA	48.25	282	12,935	1,073
	MEXICO	4,472.39	110,222	5,055,883	114,609
	NETHERLANDS	213.47	22,352	1,025,286	23,008
	NEW ZEALAND	20,738.53	71,371	3,273,788	74,538
	PEOPLE'S REPUBLIC OF CHINA	3,461,091.38	5,154,040	236,415,815	5,483,451
	POLAND	269.55	1,319	60,503	1,373
	REPUBLIC OF KOREA	407,678.45	2,565,207	117,666,045	2,825,462
	SINGAPORE	274,018.15	618,272	28,360,137	650,968
	SLOVENIA	3,391.55	2,662	122,106	3,488
	SOUTH AFRICA, REP. OF	2,627.58	6,664	305,678	6,858
	SPAIN	1,077.37	2,168	99,446	2,232
	SRI LANKA (CEYLON)	385.54	5,994	274,945	6,196
	SWITZERLAND	66,865.12	126,203	5,788,932	137,182
	TAIWAN (REP. OF CHINA)	523,155.47	773,168	35,465,216	826,863
	THAILAND	390,791.60	3,357,867	154,025,360	3,673,856
	TURKEY	89.53	1,352	62,016	1,882
	UK OF GREAT BRITAIN AND N. IRELAND	1,033.84	8,214	376,777	9,064
	UNITED ARAB EMIRATES, N.E.S.	6,440.34	17,164	787,313	25,794
	UNITED STATES OF AMERICA	105,703.07	559,489	25,663,760	610,948
	VIETNAM	698,533.07	2,439,495	111,899,636	2,550,146
3924	Tableware, kitchenware, other household articles and toilet articles, of plastics.	38,699,509.28	49,491,936	2,270,195,107	55,801,180
392410	Tableware and kitchenware, of plastics	17,131,852.75	20,482,541	939,534,160	24,848,064
	AUSTRALIA	8,144.22	35,157	1,612,652	37,051
	AUSTRIA	4,237.15	14,678	673,280	15,323
	BELGIUM	2,228.90	11,829	542,596	12,423
	BRAZIL	3,635.47	17,846	818,596	18,371
	CANADA	223.62	3,367	154,444	3,460
	CHILE	462.14	238	10,917	254
	DEMOCRATIC PEOPLE'S REP. OF KOREA	1,181.90	4,562	209,259	4,710
	DENMARK	18,747.60	40,988	1,880,120	43,174
	FRANCE	945.31	4,318	198,067	5,828
	GERMANY	11,975.49	32,828	1,505,820	34,191
	HONG KONG, CHINA	290,042.21	477,055	21,882,513	508,419
	INDIA	150,420.00	548,034	25,138,320	568,948
	INDONESIA	467,375.86	1,647,826	75,585,779	4,690,595
	ISRAEL	100.04	3,798	174,214	4,212
	ITALY	6,395.86	38,148	1,749,849	41,761
	JAPAN	732,291.91	790,065	36,240,282	1,069,872
	MACAU	82.62	2,522	115,684	2,728
	MALAYSIA	378,727.76	1,186,595	54,429,113	1,235,745
	MEXICO	41,572.72	185,308	8,500,078	206,969
	NETHERLANDS	14,874.34	37,273	1,709,713	40,426
	NETHERLANDS ANTILLES	8.72	159	7,293	170
	NEW ZEALAND	9,190.21	10,387	476,452	11,729
	PEOPLE'S REPUBLIC OF CHINA	12,163,553.60	9,155,301	419,953,657	9,761,146
	REPUBLIC OF KOREA	336,001.27	898,718	41,224,195	941,460
	SAUDI ARABIA	1,363.55	915	41,971	946
	SINGAPORE	148,829.53	158,997	7,293,192	168,847
	SOUTH AFRICA, REP. OF	718.52	12,178	558,605	12,268
	SPAIN	5,847.27	18,902	867,035	20,159
	SWEDEN	483.40	3,597	164,994	3,843
	SWITZERLAND	39.41	1,472	67,521	1,513
	TAIWAN (REP. OF CHINA)	1,204,935.92	883,476	40,525,044	924,499
	THAILAND	300,791.21	1,151,337	52,811,828	1,216,446
	TURKEY	14,584.86	21,046	965,380	23,344
	UK OF GREAT BRITAIN AND N. IRELAND	12,328.20	83,349	3,823,219	91,023
	UNITED ARAB EMIRATES, N.E.S.	857.34	4,519	207,287	5,192
	UNITED STATES OF AMERICA	436,405.11	1,079,757	49,528,454	1,157,168
	VIETNAM	362,249.51	1,915,996	87,886,737	1,963,851
392490	Other tableware, kitchenware, other household articles and toilet articles, of plastics	21,567,656.53	29,009,395	1,330,660,947	30,953,116
	AUSTRALIA	6,261.02	11,127	510,395	12,740
	AUSTRIA	71.38	1,558	71,465	1,578
	BELGIUM	25,768.63	71,572	3,283,008	74,552

TABLE 8 - Continued

PSCC CODE	COMMODITY AND COUNTRY OF ORIGIN	GROSS WEIGHT (GK)	FOB VALUE		CIF
			DOLLARS	PESOS	DOLLARS
	BRUNEI DARUSSALAM	214.03	1,840	84,401	2,118
	CANADA	11,806.89	7,887	361,777	8,407
	CHILE	53.72	291	13,348	348
	DEMOCRATIC PEOPLE'S REP. OF KOREA	226.67	750	34,403	801
	DENMARK	461.83	2,851	130,775	3,127
	FRANCE	1,188.79	18,097	830,109	19,298
	GERMANY	3,564.28	22,609	1,037,075	28,622
	GUAM	1,771.93	4,852	222,561	5,698
	HONG KONG, CHINA	401,083.02	543,471	24,929,014	585,102
	HUNGARY	10,591.29	9,950	456,407	11,303
	INDIA	4,390.65	6,884	315,769	8,343
	INDONESIA	329,151.84	825,782	37,878,620	860,427
	ISRAEL	170,382.85	207,662	9,525,456	221,136
	ITALY	75,194.34	168,053	7,708,591	179,035
	JAPAN	256,324.89	782,439	35,890,477	831,893
	MACAU	22.43	132	6,055	146
	MALAYSIA	152,177.80	378,565	17,364,777	411,551
	MEXICO	12,736.74	315,931	14,491,755	327,593
	NETHERLANDS	6,494.84	12,900	591,723	13,226
	PEOPLE'S REPUBLIC OF CHINA	17,572,466.15	15,868,864	727,904,792	16,825,343
	POLAND	28,367.07	45,913	2,106,029	46,820
	QATAR	2,071.13	9,114	418,059	10,686
	REPUBLIC OF KOREA	224,479.69	394,529	18,097,045	431,943
	SINGAPORE	144,803.13	304,567	13,970,488	337,728
	SOUTH AFRICA, REP. OF	58.22	1,260	57,796	1,430
	SPAIN	20,398.73	59,343	2,722,063	64,827
	SRI LANKA (CEYLON)	71.54	1,173	53,806	1,299
	SWEDEN	96.83	5,887	270,037	6,609
	SWITZERLAND	6,244.61	33,998	1,559,488	36,457
	TAIWAN (REP. OF CHINA)	442,824.02	477,134	21,886,137	513,006
	THAILAND	547,734.96	5,330,543	244,512,007	5,719,265
	TURKEY	6,971.17	28,826	1,322,249	31,085
	UK OF GREAT BRITAIN AND N. IRELAND	27,014.51	132,866	6,094,563	144,401
	UNITED ARAB EMIRATES, N.E.S.	40,929.11	79,559	3,649,371	84,116
	UNITED STATES OF AMERICA	862,604.52	2,435,438	111,713,541	2,669,504
	VIETNAM	170,581.28	405,178	18,585,515	421,553
3925	Builders' ware of plastics, not elsewhere specified or included.	12,995,534.68	23,243,356	1,066,172,741	24,738,150
392510	Reservoirs, tanks, vats and similar containers, of a capacity exceeding 300 l, of plastics	1,294,157.58	3,267,477	149,879,169	3,472,395
	AUSTRALIA	17.47	267	12,247	285
	AUSTRIA	2,854.05	51,819	2,376,938	53,281
	BELGIUM	4,463.27	36,631	1,680,264	42,198
	GERMANY	6,360.36	67,805	3,110,215	70,291
	HONG KONG, CHINA	3,117.02	2,406	110,363	2,761
	INDONESIA	675.88	10,038	460,443	11,096
	JAPAN	562,616.62	1,118,800	51,319,356	1,186,103
	JORDAN	14,180.11	27,579	1,265,049	29,466
	MALAYSIA	280,234.30	944,674	43,332,196	980,906
	PEOPLE'S REPUBLIC OF CHINA	308,002.81	599,115	27,481,405	624,983
	REPUBLIC OF KOREA	56,351.52	152,791	7,008,523	193,801
	SINGAPORE	915.28	1,359	62,337	1,504
	SWITZERLAND	0.90	110	5,046	113
	TAIWAN (REP. OF CHINA)	22,290.77	65,738	3,015,402	73,457
	THAILAND	1,691.21	7,701	353,245	8,940
	UK OF GREAT BRITAIN AND N. IRELAND	71.35	1,890	86,694	1,983
	UNITED ARAB EMIRATES, N.E.S.	280.67	1,667	76,465	1,713
	UNITED STATES OF AMERICA	30,033.99	177,087	8,122,981	189,514
392520	Doors, windows and their frames and thresholds for doors, of plastics	1,337,383.32	1,598,778	73,335,948	1,730,007
	AUSTRALIA	1,577.80	35,968	1,649,852	37,995
	AUSTRIA	1,301.24	15,915	730,021	17,955
	BELGIUM	121.80	870	39,907	1,449
	DENMARK	6,527.28	9,344	428,609	9,602
	GERMANY	141,755.75	111,933	5,134,367	116,114
	HONG KONG, CHINA	13,840.01	19,104	876,300	20,887
	ISRAEL	162.71	3,872	177,609	3,961
	JAPAN	4,196.39	57,456	2,635,507	62,550
	MALAYSIA	3,118.12	78,073	3,581,209	89,942
	PEOPLE'S REPUBLIC OF CHINA	977,773.22	818,760	37,556,521	867,887

TABLE 8 - Continued

PSCC CODE	COMMODITY AND COUNTRY OF ORIGIN	GROSS WEIGHT (GK)	FOB VALUE		CIF DOLLARS
			DOLLARS	PESOS	
	REPUBLIC OF KOREA	73,844.97	197,694	9,068,224	213,571
	SINGAPORE	2,842.63	11,933	547,367	14,414
	SPAIN	216.43	1,824	83,667	4,810
	TAIWAN (REP. OF CHINA)	71,597.94	55,569	2,548,950	60,025
	THAILAND	23,594.03	37,285	1,710,263	38,270
	TURKEY	6,036.77	18,442	845,935	18,962
	UK OF GREAT BRITAIN AND N. IRELAND	278.46	4,290	196,782	6,138
	UNITED STATES OF AMERICA	8,597.77	120,446	5,524,858	145,475
392530	Shutters, blinds (including Venetian blinds) and similar articles and parts thereof, of plastics	1,073,632.47	1,042,239	47,807,503	1,109,800
	AUSTRALIA	1,064.79	3,197	146,646	3,349
	GERMANY	2,088.09	8,272	379,437	8,505
	HONG KONG, CHINA	742.45	4,970	227,974	5,142
	INDIA	9.35	162	7,431	168
	ITALY	13.35	438	20,091	528
	JAPAN	3,583.75	72,313	3,316,997	76,176
	MALAYSIA	4,620.83	90,001	4,128,346	113,456
	NETHERLANDS	783.42	9,575	439,205	11,274
	PEOPLE'S REPUBLIC OF CHINA	835,352.09	560,486	25,709,493	583,890
	REPUBLIC OF KOREA	6,727.96	15,315	702,499	16,410
	SINGAPORE	1,019.02	22,725	1,042,396	24,016
	TAIWAN (REP. OF CHINA)	214,304.79	241,285	11,067,743	252,052
	UK OF GREAT BRITAIN AND N. IRELAND	2,336.23	7,253	332,695	7,929
	UNITED STATES OF AMERICA	568.56	5,656	259,441	6,246
	VIETNAM	417.79	591	27,109	659
392590	Other builders' ware of plastics, not elsewhere specified or included	9,290,361.31	17,334,862	795,150,121	18,425,948
	AUSTRALIA	53,695.82	135,907	6,234,054	139,914
	AUSTRIA	2.60	97	4,449	132
	CANADA	40,322.47	59,547	2,731,421	67,701
	DENMARK	155,363.62	111,234	5,102,304	115,042
	EGYPT ARAB REPUBLIC	23,307.05	68,098	3,123,655	76,980
	FINLAND	24,008.06	46,884	2,150,569	51,300
	FRANCE	85,342.46	73,321	3,363,234	79,511
	GERMANY	148,657.00	231,113	10,601,153	244,576
	HONG KONG, CHINA	160,228.23	2,430,150	111,470,981	2,578,541
	INDIA	73,035.90	17,361	796,349	19,875
	INDONESIA	178.98	2,628	120,546	3,161
	ISRAEL	6,434.76	10,510	482,094	11,229
	ITALY	26,695.43	78,849	3,616,804	82,178
	JAPAN	158,136.95	1,583,279	72,625,008	1,655,833
	MALAYSIA	102,793.37	283,531	13,005,567	295,730
	MEXICO	16,143.61	3,789	173,801	4,423
	NETHERLANDS	16,443.13	19,916	913,547	22,288
	PEOPLE'S REPUBLIC OF CHINA	6,419,256.63	6,392,111	293,206,132	6,808,760
	POLAND	1,884.65	1,645	75,456	1,910
	PORTUGAL	70.40	470	21,559	502
	REPUBLIC OF KOREA	812,734.29	1,396,258	64,046,354	1,470,230
	SAUDI ARABIA	13,474.63	4,603	211,140	5,264
	SINGAPORE	159,063.51	451,601	20,714,938	474,771
	SLOVENIA	70.55	166	7,614	218
	SOUTH AFRICA, REP. OF	3.33	25	1,147	36
	SPAIN	15,873.73	88,936	4,079,494	93,594
	SWEDEN	423.08	8,702	399,161	9,202
	SWITZERLAND	12,032.98	5,485	251,597	5,636
	TAIWAN (REP. OF CHINA)	360,915.52	2,752,283	126,247,221	2,972,787
	THAILAND	86,326.52	213,533	9,794,759	221,216
	TURKEY	2,091.57	1,600	73,392	1,724
	UK OF GREAT BRITAIN AND N. IRELAND	6,621.84	60,923	2,794,538	64,224
	UNITED ARAB EMIRATES, N.E.S.	742.64	3,572	163,848	3,719
	UNITED STATES OF AMERICA	97,822.74	504,434	23,138,388	538,695
	VIETNAM	210,163.26	292,301	13,407,847	305,046
3926	Other articles of plastics and articles of other materials of headings 39.01 to 39.14.	73,371,395.87	124,654,286	5,717,892,126	134,012,152
392610	Office of school supplies, of plastics	5,795,513.25	5,720,570	262,402,547	6,031,616
	AUSTRALIA	26.22	1,521	69,768	1,570
	BELGIUM	142.00	6,755	309,852	6,940

TABLE 8 - Continued

PSCC CODE	COMMODITY AND COUNTRY OF ORIGIN	GROSS WEIGHT (GK)	FOB VALUE		CIF DOLLARS
			DOLLARS	PESOS	
	CANADA	259.51	200	9,174	216
	CYPRUS	395.85	3,497	160,407	3,752
	DENMARK	62.49	481	22,063	527
	FRANCE	7,507.12	51,291	2,352,718	52,123
	GERMANY	5,003.79	25,163	1,154,226	27,288
	HONG KONG, CHINA	325,034.96	277,564	12,731,861	290,974
	INDIA	2,287.41	2,236	102,565	2,263
	INDONESIA	9,456.73	50,008	2,293,867	50,688
	JAPAN	52,567.71	320,738	14,712,252	344,629
	MALAYSIA	36,028.83	1,011,684	46,405,945	1,037,245
	NEW ZEALAND	130.03	3,873	177,655	3,878
	PEOPLE'S REPUBLIC OF CHINA	4,999,099.44	3,035,006	139,215,725	3,213,946
	REPUBLIC OF KOREA	30,918.54	22,446	1,029,598	24,893
	SINGAPORE	15,740.82	54,573	2,503,263	61,195
	SRI LANKA (CEYLON)	1,156.19	1,001	45,916	1,030
	SWITZERLAND	1.69	150	6,881	176
	TAIWAN (REP. OF CHINA)	128,070.67	256,497	11,765,518	270,670
	THAILAND	116,917.87	368,255	16,891,858	386,204
	TURKEY	279.13	3,660	167,884	4,212
	TURKS AND CAICOS ISLANDS	29.89	59	2,706	63
	UK OF GREAT BRITAIN AND N. IRELAND	5,322.76	80,394	3,687,674	92,987
	UNITED ARAB EMIRATES, N.E.S.	835.59	688	31,559	707
	UNITED STATES OF AMERICA	48,609.94	140,479	6,443,772	150,692
	VIETNAM	9,628.07	2,351	107,840	2,748
392620	Articles of apparel and clothing accessories (including gloves), of plastics	31,831,548.78	7,354,444	337,348,346	7,846,881
	AUSTRALIA	1,261.86	21,962	1,007,397	23,609
	AUSTRIA	30.42	491	22,522	515
	CAMBODIA (DEMOCRATIC KAMPUCHEA)	13.92	27	1,238	27
	FRANCE	1,256.64	3,371	154,628	7,814
	GERMANY	15,892.67	33,933	1,556,506	34,892
	HONG KONG, CHINA	280,696.85	1,267,525	58,141,372	1,345,713
	INDIA	2,378.04	17,884	820,339	18,203
	INDONESIA	350.40	3,455	158,481	3,671
	ISRAEL	3,724.47	5,600	256,872	5,758
	ITALY	41.74	3,929	180,224	4,068
	JAPAN	100,727.33	429,205	19,687,634	451,965
	MACAU	189.04	1,412	64,768	1,487
	MALAYSIA	99,455.79	285,849	13,111,893	297,415
	MEXICO	336.33	13,623	624,887	15,313
	NETHERLANDS	2,155.82	27,242	1,249,591	28,108
	NEW ZEALAND	81.48	18,752	860,154	19,400
	NORWAY	64.21	3,553	162,976	3,654
	PAKISTAN, ISLAMIC REP. OF	160.84	1,277	58,576	1,459
	PEOPLE'S REPUBLIC OF CHINA	1,965,008.71	2,150,017	98,621,279	2,306,386
	PORTUGAL	6.59	28	1,284	56
	REPUBLIC OF KOREA	81,129.61	366,462	16,809,611	397,398
	SINGAPORE	30,549.24	499,386	22,906,836	524,055
	SPAIN	222.54	1,543	70,778	1,941
	SRI LANKA (CEYLON)	73.46	1,177	53,989	1,543
	SWITZERLAND	980.72	20,748	951,711	21,062
	TAIWAN (REP. OF CHINA)	29,118,264.51	1,704,685	78,193,902	1,836,342
	THAILAND	103,798.09	349,460	16,029,730	364,552
	TURKEY	11.73	650	29,816	762
	UK OF GREAT BRITAIN AND N. IRELAND	286.53	8,445	387,372	8,752
	UNITED STATES OF AMERICA	4,049.42	55,423	2,542,252	60,122
	VIETNAM	18,349.78	57,330	2,629,728	60,839
392630	Fittings for furniture, coachwork or the like	1,069,473.79	3,531,740	162,000,917	3,941,408
	AUSTRIA	22,582.48	30,179	1,384,311	30,916
	CANADA	6.60	186	8,532	194
	DENMARK	81.57	412	18,898	412
	FRANCE	46.11	114	5,229	119
	GERMANY	10,263.08	73,886	3,389,151	80,604
	HONG KONG, CHINA	7,934.27	106,833	4,900,430	112,516
	HUNGARY	5.97	40	1,835	43
	INDIA	6.02	52	2,385	94
	INDONESIA	539.67	5,122	234,946	6,244
	ITALY	870.63	6,763	310,219	7,048
	JAPAN	706,290.94	2,682,177	123,031,459	3,023,869
	MALAYSIA	152,334.52	152,517	6,995,955	162,170

TABLE 8 - Continued

PSCC CODE	COMMODITY AND COUNTRY OF ORIGIN	GROSS WEIGHT (GK)	FOB VALUE		CIF DOLLARS
			DOLLARS	PESOS	
	NETHERLANDS	2,807.95	7,565	347,007	8,070
	PEOPLE'S REPUBLIC OF CHINA	119,126.04	150,278	6,893,252	160,983
	REPUBLIC OF KOREA	6,822.44	26,434	1,212,528	30,496
	SINGAPORE	6,586.52	41,923	1,923,008	45,382
	SLOVENIA	238.79	1,138	52,200	1,188
	SWEDEN	19.51	450	20,642	472
	SWITZERLAND	104.53	1,134	52,017	1,191
	TAIWAN (REP. OF CHINA)	28,306.73	205,321	9,418,074	225,192
	THAILAND	322.02	4,918	225,589	5,251
	TURKEY	317.72	1,583	72,612	1,980
	UK OF GREAT BRITAIN AND N. IRELAND	121.99	996	45,687	1,122
	UNITED STATES OF AMERICA	3,637.75	28,516	1,308,029	32,430
	VIETNAM	99.94	3,203	146,922	3,422
392640	Statuettes and other ornamental articles, of plastics	3,204,803.39	2,338,762	107,279,015	2,520,745
	CANADA	4.83	550	25,229	566
	DENMARK	8,418.99	17,392	797,771	18,104
	FRANCE	269.25	982	45,044	1,035
	GERMANY	161.73	2,363	108,391	3,061
	HONG KONG, CHINA	27,270.56	89,764	4,117,475	95,263
	INDONESIA	994.12	472	21,651	494
	ITALY	185.24	4,201	192,700	4,934
	JAPAN	141,583.56	137,549	6,309,373	149,007
	MALAYSIA	1,933.66	9,234	423,564	9,697
	NETHERLANDS	4,980.79	5,667	259,945	5,698
	PAKISTAN, ISLAMIC REP. OF	28.64	113	5,183	123
	PEOPLE'S REPUBLIC OF CHINA	2,942,401.05	1,901,028	87,200,154	2,026,746
	REPUBLIC OF KOREA	55.68	87	3,991	98
	RUSSIAN FEDERATION	0.83	24	1,101	28
	SINGAPORE	2,874.78	47,421	2,175,201	53,140
	TAIWAN (REP. OF CHINA)	32,912.59	14,053	644,611	14,707
	THAILAND	8,174.30	12,001	550,486	36,502
	UK OF GREAT BRITAIN AND N. IRELAND	331.70	1,450	66,512	1,868
	UNITED STATES OF AMERICA	32,221.09	94,411	4,330,633	99,674
392690	Other articles of plastics and articles of other materials of headings Nos. 39.01 to 39.14	31,470,056.66	105,708,770	4,848,861,301	113,671,502
	ANDORRA	91.50	7,721	354,162	8,010
	AUSTRALIA	84,480.42	387,028	17,752,975	458,642
	AUSTRIA	2,790.64	44,105	2,023,096	54,131
	BELGIUM	100,808.32	566,558	25,988,017	589,427
	BOSNIA AND HERZEGOVINA	18.08	670	30,733	811
	BRAZIL	1,584.48	10,801	495,442	12,407
	CAMBODIA (DEMOCRATIC KAMPUCHEA)	14,105.88	44,089	2,022,362	65,969
	CANADA	31,160.29	107,723	4,941,253	135,706
	COSTA RICA	18.12	4,322	198,251	4,758
	CZECH REPUBLIC (CZECHOSLOVAKIA)	1,629.47	47,574	2,182,220	50,422
	DEMOCRATIC PEOPLE'S REP. OF KOREA	5,403.74	15,586	714,930	15,627
	DENMARK	39,733.97	107,196	4,917,081	114,364
	DOMINICAN REPUBLIC	230.99	4,783	219,396	4,986
	FINLAND	2,838.13	58,168	2,668,167	66,145
	FRANCE	119,003.49	1,622,359	74,417,606	1,795,756
	GERMANY	202,327.14	2,827,311	129,688,755	3,048,379
	GREECE	91.33	266	12,201	274
	GUAM	253.46	333	15,275	342
	HONG KONG, CHINA	1,636,678.71	7,399,676	339,423,139	7,949,420
	HUNGARY	14,668.13	34,920	1,601,781	37,395
	INDIA	357,176.17	1,871,363	85,839,421	1,957,674
	INDONESIA	274,311.21	557,394	25,567,662	605,156
	IRELAND	5,687.91	80,275	3,682,214	89,173
	ISRAEL	8,588.16	107,064	4,911,027	113,755
	ITALY	81,351.85	579,868	26,598,548	628,964
	JAPAN	2,309,352.83	23,522,579	1,078,980,700	24,983,847
	KENYA	5.20	65	2,982	68
	KUWAIT	900.83	140	6,422	149
	LATVIA (LATVIAN SOVIET SOCIALIST REP.)	65.83	50	2,294	59
	LIECHTENSTEIN	13.48	12,294	563,925	12,976
	LUXEMBOURG	7.14	198	9,083	420
	MACAU	55,855.34	422,129	19,363,057	496,769
	MALAYSIA	882,746.77	3,530,724	161,954,309	3,768,207
	MEXICO	28,271.66	206,824	9,487,017	219,300
	NETHERLANDS	92,873.02	384,200	17,623,255	408,662

TABLE 8 - Continued

PSCC CODE	COMMODITY AND COUNTRY OF ORIGIN	GROSS WEIGHT (GK)	FOB VALUE		CIF DOLLARS
			DOLLARS	PESOS	
	NETHERLANDS ANTILLES	1,322.24	5,322	244,120	5,374
	NEW ZEALAND	5.86	501	22,981	535
	NORWAY	427.45	30,107	1,381,008	32,234
	PAKISTAN, ISLAMIC REP. OF	54.23	725	33,256	965
	PEOPLE'S REPUBLIC OF CHINA	18,476,240.18	24,482,019	1,122,990,213	26,265,278
	POLAND	1,578.36	31,814	1,459,308	36,309
	PORTUGAL	539.01	2,558	117,335	2,731
	QATAR	22.33	882	40,457	1,089
	REPUBLIC OF KOREA	1,569,149.03	9,674,285	443,759,456	10,502,230
	ROMANIA	59.91	1,593	73,071	1,702
	SAUDI ARABIA	33.07	940	43,118	1,105
	SINGAPORE	518,614.15	4,819,063	221,050,421	5,104,859
	SLOVAK REPUBLIC (SLOVAKIA)	91.36	1,802	82,658	2,377
	SLOVENIA	275.36	1,516	69,539	1,544
	SOUTH AFRICA, REP. OF	206.44	4,123	189,123	4,403
	SPAIN	107,082.30	298,958	13,713,206	326,012
	SRI LANKA (CEYLON)	87.82	1,391	63,805	1,673
	SWEDEN	3,631.61	87,998	4,036,468	103,542
	SWITZERLAND	18,152.46	586,639	26,909,133	649,567
	TAIWAN (REP. OF CHINA)	1,738,567.33	3,624,618	166,261,228	3,865,164
	THAILAND	1,652,784.50	8,350,051	383,016,841	8,856,507
	TURKEY	20,059.73	100,619	4,615,395	106,916
	UK OF GREAT BRITAIN AND N. IRELAND	27,051.71	567,665	26,038,793	630,493
	UKRAINE (UKRAINIAN S.S.R.)	0.89	221	10,137	263
	UNITED ARAB EMIRATES, N.E.S.	1,210.14	4,622	212,011	6,283
	UNITED STATES OF AMERICA	606,300.53	6,147,291	281,976,238	6,849,268
	VIETNAM	370,511.70	2,314,231	106,153,776	2,614,026
	VIRGIN ISLANDS (BRITISH)	858.18	505	23,164	538
	VIRGIN ISLANDS (U.S.)	15.09	355	16,284	365
40	Rubber and articles thereof	209,575,555.73	417,161,459	19,135,196,138	440,497,151
4001	Natural rubber, balata, gutta-percha, guayule, chicle and similar natural gums, in primary forms or in plates, sheets or strip.	16,693,342.65	27,739,318	1,272,402,521	29,624,243
400110	Natural rubber latex, whether or not pre-vulcanised	49,484.05	120,333	5,519,676	125,803
	AUSTRALIA	2,678.28	16,538	758,598	16,580
	JAPAN	6,982.61	66,404	3,045,952	69,393
	MALAYSIA	15,679.27	9,890	453,654	10,169
	PEOPLE'S REPUBLIC OF CHINA	666.67	1,210	55,503	1,817
	REPUBLIC OF KOREA	672.56	633	29,036	653
	THAILAND	21,926.89	25,026	1,147,943	26,508
	UK OF GREAT BRITAIN AND N. IRELAND	877.77	632	28,990	683
400121	Natural rubber, smoked sheets	104,867.92	189,673	8,700,299	195,490
	AUSTRALIA	682.77	16,585	760,754	17,053
	JAPAN	332.36	6,012	275,770	6,711
	PEOPLE'S REPUBLIC OF CHINA	521.40	158	7,247	171
	REPUBLIC OF KOREA	1,454.00	1,712	78,529	1,760
	THAILAND	100,544.57	156,359	7,172,187	160,918
	UNITED STATES OF AMERICA	1,332.82	8,847	405,812	8,877
400122	Technically specified natural rubber (TSNR)	6,087,949.85	8,002,955	367,095,546	8,823,209
	GERMANY	864.13	4,748	217,790	4,989
	INDONESIA	3,725,907.62	4,633,664	212,546,168	5,136,581
	JAPAN	47,679.08	74,111	3,399,472	76,201
	MALAYSIA	41,778.88	64,132	2,941,734	67,583
	REPUBLIC OF KOREA	489,613.73	798,196	36,613,251	812,894
	THAILAND	1,782,106.41	2,428,104	111,377,131	2,724,961
400129	Natural rubber, n.e.s. in primary forms or in plates, sheets or strip	10,328,651.01	18,784,395	861,640,201	19,813,474
	BELGIUM	322.05	1,372	62,934	1,424
	DEMOCRATIC PEOPLE'S REP. OF KOREA	36,198.42	108,519	4,977,767	111,580
	HONG KONG, CHINA	7,635.27	22,579	1,035,699	24,092
	INDIA	131,298.25	166,618	7,642,768	178,279
	INDONESIA	2,261,237.13	3,065,724	140,624,760	3,082,076
	JAPAN	2,505,620.55	4,300,633	197,270,036	4,593,532
	MALAYSIA	218,291.38	350,064	16,057,436	368,757
	PEOPLE'S REPUBLIC OF CHINA	126,953.19	220,602	10,119,014	242,726

TABLE 8 - Continued

PSCC CODE	COMMODITY AND COUNTRY OF ORIGIN	GROSS WEIGHT (GK)	FOB VALUE		CIF DOLLARS
			DOLLARS	PESOS	
	REPUBLIC OF KOREA	1,267,116.95	2,104,332	96,525,709	2,207,830
	SINGAPORE	2,691,367.17	6,785,208	311,237,491	7,288,018
	TAIWAN (REP. OF CHINA)	117,704.44	160,235	7,349,979	184,045
	THAILAND	964,627.49	1,497,687	68,698,903	1,530,219
	UK OF GREAT BRITAIN AND N. IRELAND	5.00	110	5,046	161
	UNITED STATES OF AMERICA	273.72	712	32,659	735
400130	Balata, gutta-percha, guale, chicle and similar natural gums	122,389.82	641,962	29,446,799	666,267
	INDONESIA	50,926.82	87,926	4,033,166	89,228
	JAPAN	591.15	391,003	17,935,308	411,023
	MALAYSIA	15,851.00	24,625	1,129,549	25,633
	PEOPLE'S REPUBLIC OF CHINA	2,571.21	5,386	247,056	5,541
	THAILAND	31,110.92	106,059	4,864,926	107,063
	UK OF GREAT BRITAIN AND N. IRELAND	3,885.06	3,941	180,774	4,102
	UNITED STATES OF AMERICA	90.23	134	6,147	139
	VIETNAM	17,363.43	22,888	1,049,873	23,538
4002	Synthetic rubber and factice derived from oils, in primary forms or in plates, sheets or strip; mixtures of any product of heading 40.01 with any product of this heading, in primary forms or in plates, sheets or strip.	23,709,593.50	40,105,918	1,839,658,463	41,833,083
400211	Latex of styrene-butadiene rubber (SBR); carboxylated styrene-butadiene rubber (XSBR), in primary forms or in plates, sheets or strip	293,767.51	404,365	18,548,222	426,560
	FRANCE	5.40	45	2,064	47
	HONG KONG, CHINA	35,961.19	17,565	805,707	18,767
	INDONESIA	41,905.64	59,715	2,739,127	63,877
	JAPAN	5,342.85	19,778	907,217	21,155
	PEOPLE'S REPUBLIC OF CHINA	13,736.07	17,584	806,578	17,942
	SINGAPORE	3,461.65	3,597	164,994	3,605
	TAIWAN (REP. OF CHINA)	87,856.98	141,453	6,488,449	148,422
	THAILAND	105,437.47	143,797	6,595,968	151,766
	UNITED ARAB EMIRATES, N.E.S.	44.40	153	7,018	164
	UNITED STATES OF AMERICA	15.86	678	31,100	815
400219	Styrene-butadiene rubber (SBR); carboxylated styrene-butadiene rubber (XSBR), other than latex, in primary forms	11,224,732.24	16,434,813	753,864,873	17,157,325
	DEMOCRATIC PEOPLE'S REP. OF KOREA	88,534.59	137,835	6,322,491	141,625
	FRANCE	806,725.30	1,809,637	83,008,049	1,837,122
	INDIA	35,179.74	34,147	1,566,323	36,483
	INDONESIA	30,439.56	46,244	2,121,212	48,679
	JAPAN	1,159,610.66	1,577,479	72,358,962	1,687,799
	PEOPLE'S REPUBLIC OF CHINA	842,429.25	1,651,867	75,771,139	1,701,239
	POLAND	36,730.97	53,886	2,471,751	60,205
	REPUBLIC OF KOREA	2,701,405.90	4,056,935	186,091,608	4,151,442
	RUSSIAN FEDERATION	3,588,989.27	3,650,258	167,437,335	3,887,747
	SINGAPORE	568,186.92	1,292,791	59,300,324	1,364,317
	SOUTH AFRICA, REP. OF	65,254.03	91,281	4,187,059	98,791
	TAIWAN (REP. OF CHINA)	987,588.25	1,519,726	69,709,832	1,613,000
	THAILAND	308,239.72	488,350	22,400,614	503,487
	UNITED ARAB EMIRATES, N.E.S.	13.22	72	3,303	86
	UNITED STATES OF AMERICA	5,404.86	24,305	1,114,871	25,303
400220	Butadiene rubber (BR), in primary forms or in plates, sheets or strip	5,259,092.97	7,882,737	361,581,146	8,026,187
	INDIA	15,909.83	16,836	772,267	18,198
	INDONESIA	161,231.75	197,451	9,057,077	201,713
	ITALY	56,701.60	59,561	2,732,063	62,000
	JAPAN	618,154.67	1,070,561	49,106,633	1,096,934
	MALAYSIA	121,118.02	107,332	4,923,319	113,849
	PEOPLE'S REPUBLIC OF CHINA	408,495.33	512,413	23,504,384	530,299
	REPUBLIC OF KOREA	2,346,583.79	3,464,711	158,926,294	3,533,120
	SOUTH AFRICA, REP. OF	37,755.58	45,454	2,084,975	46,703
	TAIWAN (REP. OF CHINA)	380,692.18	513,802	23,568,098	525,138
	THAILAND	1,112,450.22	1,894,616	86,906,036	1,898,233
400231	Isobutene-ioprene (butyl) rubber (IIR), in primary forms, or in plates, sheets or strip	684,008.43	1,030,016	47,246,835	1,077,930

TABLE 8 - Continued

PSCC CODE	COMMODITY AND COUNTRY OF ORIGIN	GROSS WEIGHT (GK)	FOB VALUE		CIF
			DOLLARS	PESOS	DOLLARS
	JAPAN	26.58	147	6,743	158
	PEOPLE'S REPUBLIC OF CHINA	84,169.78	59,891	2,747,200	61,533
	RUSSIAN FEDERATION	546,113.00	865,641	39,706,953	906,894
	SINGAPORE	17,009.84	16,125	739,654	18,537
	TAIWAN (REP. OF CHINA)	36,689.23	88,212	4,046,285	90,808
400239	Halo-isobutene-isoprene rubber (CIIR or BIIR), in primary forms or in plates, sheets or strip	51,240.49	147,223	6,753,119	156,401
	JAPAN	26,898.99	79,171	3,631,573	82,678
	MALAYSIA	4,333.84	18,700	857,769	22,275
	PEOPLE'S REPUBLIC OF CHINA	39.55	462	21,192	465
	SINGAPORE	16,962.83	36,145	1,657,971	37,489
	TAIWAN (REP. OF CHINA)	1,664.04	4,397	201,691	4,903
	UNITED STATES OF AMERICA	1,341.24	8,348	382,923	8,591
400241	Latex of chloroprene (chlorobutadiene) rubber (CR), in primary forms of in plates, sheets or strip	499,626.20	1,369,922	62,838,322	1,440,877
	FRANCE	37,315.48	39,127	1,794,755	40,202
	GERMANY	139,506.56	456,361	20,933,279	478,167
	JAPAN	322,804.16	874,434	40,110,288	922,508
400249	Chloroprene (chlorobutadiene) rubber (CR), in primary forms of in plates, sheets or strip, (other than latex)	1,506,352.73	4,802,838	220,306,180	5,006,908
	FRANCE	8,598.20	9,015	413,518	9,264
	GERMANY	85,546.73	272,440	12,496,823	281,979
	JAPAN	1,329,512.49	4,273,359	196,018,977	4,453,114
	NETHERLANDS	6,165.16	19,496	894,282	20,020
	REPUBLIC OF KOREA	4,723.48	16,266	746,122	17,139
	TAIWAN (REP. OF CHINA)	2,474.20	4,978	228,341	5,419
	UNITED STATES OF AMERICA	69,332.47	207,284	9,508,117	219,973
400251	Latex of Acrylonitrile-butadiene rubber (NBR), in primary forms or in plates, sheets or strip	3,132.03	8,490	389,436	8,955
	JAPAN	3,132.03	8,490	389,436	8,955
400259	Acrylonitrile-butadiene rubber (NBR), in primary forms or in plates, sheets or strip, (other than latex)	500,404.41	736,951	33,803,942	772,802
	FRANCE	85,362.73	139,384	6,393,544	146,873
	GERMANY	31,177.06	62,633	2,872,975	64,876
	JAPAN	21,249.20	72,797	3,339,199	77,119
	NETHERLANDS	12,062.40	22,360	1,025,653	24,520
	PEOPLE'S REPUBLIC OF CHINA	1,472.06	9,456	433,747	9,492
	REPUBLIC OF KOREA	320,031.67	377,414	17,311,980	393,102
	THAILAND	2,457.57	3,720	170,636	3,730
	UNITED STATES OF AMERICA	26,591.72	49,187	2,256,208	53,090
400260	Isoprene rubber (IR), in primary forms or in plates, sheets or strip	26,680.97	76,420	3,505,386	80,455
	INDIA	2,350.48	13,794	632,731	15,095
	PEOPLE'S REPUBLIC OF CHINA	62.20	439	20,137	672
	REPUBLIC OF KOREA	5,643.61	7,873	361,135	8,842
	UNITED STATES OF AMERICA	18,624.68	54,314	2,491,383	55,846
400270	Ethylene-propylene-non-conjugated diene rubber (EPDM), in primary forms or in plates, sheets or strip	1,116,149.76	2,740,645	125,713,387	2,888,840
	GERMANY	25,658.83	19,546	896,575	24,809
	HONG KONG, CHINA	14,702.42	139,524	6,399,966	152,497
	INDONESIA	3,110.99	141,045	6,469,734	154,794
	JAPAN	68,625.84	160,155	7,346,310	168,355
	MALAYSIA	76,882.85	50,025	2,294,647	56,480
	NETHERLANDS	136,584.95	291,271	13,360,601	303,518
	PEOPLE'S REPUBLIC OF CHINA	416,116.22	1,248,615	57,273,970	1,299,689
	REPUBLIC OF KOREA	295,284.12	547,513	25,114,421	574,753
	SINGAPORE	44,974.56	42,204	1,935,897	45,749
	SWITZERLAND	3,757.32	1,710	78,438	2,005
	TAIWAN (REP. OF CHINA)	1,877.80	4,104	188,251	4,205
	THAILAND	7,170.66	11,252	516,129	12,190

TABLE 8 - Continued

PSCC CODE	COMMODITY AND COUNTRY OF ORIGIN	GROSS WEIGHT (GK)	FOB VALUE		CIF
			DOLLARS	PESOS	DOLLARS
	UK OF GREAT BRITAIN AND N. IRELAND	24.75	27,415	1,257,526	29,275
	UNITED ARAB EMIRATES, N.E.S.	633.04	5,333	244,625	6,179
	UNITED STATES OF AMERICA	20,663.93	50,891	2,334,370	54,297
	VIETNAM	81.48	42	1,927	45
400280	Mixtures of any product of heading No. 40.01 with any product of this heading	600,356.76	493,280	22,626,754	527,714
	HONG KONG, CHINA	26,650.91	18,604	853,365	19,877
	JAPAN	59,127.14	138,246	6,341,344	144,006
	PEOPLE'S REPUBLIC OF CHINA	19,698.90	57,716	2,647,433	63,141
	REPUBLIC OF KOREA	359,479.04	193,600	8,880,432	209,721
	SINGAPORE	6,722.17	5,354	245,588	5,734
	TAIWAN (REP. OF CHINA)	80,658.53	50,312	2,307,812	53,484
	THAILAND	48,018.66	28,741	1,318,350	31,010
	UNITED STATES OF AMERICA	1.41	707	32,430	741
400291	Latex of other synthetic rubber and factice derived from oils, in primary forms or in plates, sheets or strip	28,161.01	30,808	1,413,162	34,685
	JAPAN	27.00	36	1,651	43
	TAIWAN (REP. OF CHINA)	13,097.77	7,135	327,282	9,426
	THAILAND	15,036.24	23,637	1,084,229	25,216
400299	Other synthetic rubber and factice derived from oils, in primary forms or in plates, sheets or strip, (other than latex)	1,915,887.99	3,947,410	181,067,699	4,227,444
	FRANCE	8,748.37	15,497	710,847	16,133
	GERMANY	15,376.37	54,538	2,501,659	55,606
	HONG KONG, CHINA	11,513.59	9,166	420,444	9,824
	INDIA	749.03	387	17,752	413
	JAPAN	537,769.63	1,614,186	74,042,712	1,711,642
	MALAYSIA	14,953.83	9,133	418,931	10,011
	PEOPLE'S REPUBLIC OF CHINA	13,167.86	29,185	1,338,716	30,306
	REPUBLIC OF KOREA	191,615.66	152,576	6,998,661	156,645
	SINGAPORE	135,931.06	298,944	13,712,561	312,518
	SPAIN	0.63	163	7,477	170
	TAIWAN (REP. OF CHINA)	535,968.64	976,511	44,792,560	1,090,457
	THAILAND	350,175.68	429,803	19,715,064	454,042
	UNITED ARAB EMIRATES, N.E.S.	1.22	156	7,156	162
	UNITED STATES OF AMERICA	99,916.42	357,165	16,383,159	379,515
4003	Reclaimed rubber in primary forms or in plates, sheets or strip.	3,236,721.96	2,267,225	103,997,611	2,434,969
400300	Reclaimed rubber in primary forms or in plates, sheets or strip	3,236,721.96	2,267,225	103,997,611	2,434,969
	DENMARK	99.38	76	3,486	78
	HONG KONG, CHINA	38,670.78	53,292	2,444,504	59,050
	INDIA	1,354,432.77	989,250	45,376,898	1,078,153
	INDONESIA	82,318.63	32,421	1,487,151	33,367
	ISRAEL	75.61	6,073	278,569	6,303
	JAPAN	410.72	33,143	1,520,269	34,061
	MALAYSIA	588,725.21	384,031	17,615,502	403,917
	PEOPLE'S REPUBLIC OF CHINA	1,048,915.79	600,003	27,522,138	629,067
	SINGAPORE	32,307.09	99,772	4,576,542	118,042
	TAIWAN (REP. OF CHINA)	20,452.86	9,258	424,664	10,010
	THAILAND	66,142.90	58,679	2,691,606	61,688
	VIETNAM	4,170.22	1,227	56,282	1,233
4004	Waste, parings and scrap of rubber (other than hard rubber) and powders and granules obtained therefrom.	550,834.36	279,931	12,840,434	300,496
400400	Waste, parings and scrap or rubber (other than hard rubber) and powders and granules obtained therefrom	550,834.36	279,931	12,840,434	300,496
	HONG KONG, CHINA	20.61	2,675	122,702	2,813
	ITALY	1,328.93	10,098	463,195	10,433
	JAPAN	212.71	2,404	110,271	2,416
	MALAYSIA	61,211.13	51,519	2,363,177	53,800
	PEOPLE'S REPUBLIC OF CHINA	59,253.24	54,985	2,522,162	57,583
	REPUBLIC OF KOREA	17,310.82	8,799	403,610	9,540
	SRI LANKA (CEYLON)	22,254.72	27,934	1,281,333	28,626
	TAIWAN (REP. OF CHINA)	325,028.78	97,490	4,471,866	106,157
	THAILAND	45,294.15	12,452	571,173	14,040

TABLE 8 - Continued

PSCC CODE	COMMODITY AND COUNTRY OF ORIGIN	GROSS WEIGHT (GK)	FOB VALUE		CIF
			DOLLARS	PESOS	DOLLARS
	UNITED STATES OF AMERICA	550.70	5,146	236,047	6,639
	VIETNAM	18,368.57	6,429	294,898	8,449
4005	Compounded rubber, unvulcanised, in primary forms or in plates, sheets or strip.	1,676,959.24	6,776,416	310,834,203	7,269,124
400510	Rubber compounded with carbon black or silica, in primary forms or in plates, sheets or strip	619,930.88	2,515,011	115,363,556	2,656,000
	BRAZIL	570.83	4,167	191,140	4,285
	GERMANY	4,464.35	26,633	1,221,656	32,954
	HONG KONG, CHINA	163.25	3,507	160,866	3,616
	INDIA	2,004.97	5,265	241,506	5,481
	JAPAN	370,020.44	1,839,858	84,394,286	1,945,297
	MALAYSIA	18,791.26	61,665	2,828,574	65,280
	NETHERLANDS	20.00	3,032	139,078	3,241
	PEOPLE'S REPUBLIC OF CHINA	21,673.73	36,933	1,694,117	39,318
	REPUBLIC OF KOREA	53,030.71	137,155	6,291,300	143,172
	TAIWAN (REP. OF CHINA)	36,016.62	21,349	979,279	22,047
	THAILAND	109,818.57	332,255	15,240,537	345,458
	UK OF GREAT BRITAIN AND N. IRELAND	2,845.62	33,398	1,531,966	35,527
	UNITED STATES OF AMERICA	510.53	9,794	449,251	10,324
400520	Rubber compounded solutions; dispersions other than those or subheading No. 4005.10	277,104.01	762,059	34,955,646	805,900
	GERMANY	468.71	4,458	204,488	4,846
	JAPAN	10,592.52	213,261	9,782,282	231,905
	NETHERLANDS	13.96	155	7,110	519
	PEOPLE'S REPUBLIC OF CHINA	7,857.69	6,442	295,495	6,939
	REPUBLIC OF KOREA	162.05	1,437	65,915	1,521
	SINGAPORE	19.90	59	2,706	61
	THAILAND	256,836.13	521,830	23,936,342	545,224
	UNITED STATES OF AMERICA	1,153.05	14,417	661,308	14,885
400591	Compounded rubber other than No. 40.05, unvulcanized, in plates, sheets and strip	40,468.19	342,223	15,697,769	365,920
	BRAZIL	7,093.88	46,127	2,115,845	46,502
	GERMANY	330.88	3,887	178,297	4,120
	HONG KONG, CHINA	79.15	1,097	50,319	1,298
	ITALY	1,357.63	32,690	1,499,490	35,881
	JAPAN	6,355.22	38,616	1,771,316	40,363
	MALAYSIA	6,952.75	28,400	1,302,708	33,093
	PEOPLE'S REPUBLIC OF CHINA	2,648.80	66,332	3,042,649	67,527
	SINGAPORE	2,453.77	55,607	2,550,693	58,411
	SPAIN	1,189.45	16,949	777,451	17,539
	TAIWAN (REP. OF CHINA)	2.62	131	6,009	149
	UNITED STATES OF AMERICA	12,004.04	52,387	2,402,992	61,037
400599	Other compounded rubber, in primary forms, n.e.s.	739,456.16	3,157,123	144,817,232	3,441,304
	FRANCE	18,081.23	106,593	4,889,421	113,797
	GERMANY	34,168.92	185,985	8,531,132	196,115
	HONG KONG, CHINA	165.94	6,660	305,495	6,884
	ITALY	47.25	296	13,578	304
	JAPAN	294,944.16	2,032,872	93,247,838	2,252,527
	MALAYSIA	9,402.13	9,028	414,114	10,746
	PEOPLE'S REPUBLIC OF CHINA	108,734.85	42,797	1,963,099	45,042
	REPUBLIC OF KOREA	75.13	1,202	55,136	1,548
	SINGAPORE	19.92	564	25,870	589
	TAIWAN (REP. OF CHINA)	23,728.84	18,378	842,998	19,862
	THAILAND	249,677.81	708,425	32,495,455	746,738
	UNITED STATES OF AMERICA	335.62	7,550	346,318	8,115
	VIETNAM	74.36	36,773	1,686,778	39,037
4006	Other forms (for example, rods, tubes and profile shapes) and articles (for example, discs and rings), of unvulcanised rubber.	264,244.87	1,078,109	49,452,859	1,134,913
400610	"Camel-back" strips for retreading rubber tyres	79,439.82	414,154	18,997,243	427,060
	JAPAN	611.75	91,905	4,215,682	99,703
	MALAYSIA	9,915.14	5,258	241,184	5,961
	PEOPLE'S REPUBLIC OF CHINA	4,024.99	2,260	103,666	2,374

TABLE 8 - Continued

PSCC CODE	COMMODITY AND COUNTRY OF ORIGIN	GROSS WEIGHT (GK)	FOB VALUE		CIF DOLLARS
			DOLLARS	PESOS	
	SINGAPORE	2,592.77	23,500	1,077,945	24,195
	TAIWAN (REP. OF CHINA)	13.84	77	3,532	77
	THAILAND	62,281.33	291,154	13,355,234	294,750
400690	Other forms and art. or unvulcanized rubber, n.e.s.	184,805.05	663,955	30,455,616	707,853
	AUSTRIA	6.13	168	7,706	202
	BRAZIL	211.65	4,798	220,084	5,361
	FRANCE	286.22	1,146	52,567	1,311
	GERMANY	7,136.85	86,151	3,951,746	91,047
	HONG KONG, CHINA	261.36	11,302	518,423	11,467
	ITALY	1.35	741	33,990	762
	JAPAN	13,876.19	91,763	4,209,169	99,383
	MALAYSIA	89,170.26	119,960	5,502,565	128,519
	NETHERLANDS	3.68	119	5,459	141
	PEOPLE'S REPUBLIC OF CHINA	3,876.82	14,355	658,464	15,796
	REPUBLIC OF KOREA	3,899.46	29,089	1,334,313	30,431
	SINGAPORE	23.45	101	4,633	106
	SWITZERLAND	19.02	1,912	87,703	2,050
	TAIWAN (REP. OF CHINA)	69.86	2,336	107,152	2,453
	THAILAND	24,039.09	76,690	3,517,770	88,554
	UNITED STATES OF AMERICA	40,286.50	210,293	9,646,140	216,139
	VIETNAM	1,637.16	13,031	597,732	14,131
4007	Vulcanised rubber thread and cord.	520,576.24	2,555,426	117,217,389	2,713,462
400700	Vulcanized rubber thread and cord	520,576.24	2,555,426	117,217,389	2,713,462
	AUSTRALIA	43.65	215	9,862	255
	GERMANY	107.13	9,492	435,398	10,336
	HONG KONG, CHINA	19,419.97	267,592	12,274,445	284,967
	INDIA	8,394.45	9,591	439,939	11,322
	INDONESIA	9,771.68	599,243	27,487,276	660,962
	JAPAN	17,385.36	78,982	3,622,904	84,503
	MALAYSIA	162,191.46	461,559	21,171,711	481,801
	NEW ZEALAND	116.56	237	10,871	247
	PEOPLE'S REPUBLIC OF CHINA	56,198.18	494,707	22,692,210	527,806
	SINGAPORE	341.36	16,455	754,791	18,571
	TAIWAN (REP. OF CHINA)	760.60	573	26,284	617
	THAILAND	245,828.09	615,929	28,252,663	631,208
	UK OF GREAT BRITAIN AND N. IRELAND	1.49	117	5,367	120
	UNITED STATES OF AMERICA	13.91	707	32,430	717
	VIETNAM	2.35	27	1,238	30
4008	Plates, sheets, strip, rods and profile shapes, of vulcanised rubber other than hard rubber.	2,859,067.49	5,924,963	271,778,051	6,324,616
400811	Plates, sheets and strip, of unhardened vulcanized cellular rubber	698,845.13	1,537,279	70,514,988	1,665,229
	AUSTRALIA	0.27	125	5,734	130
	BELGIUM	3,057.87	6,581	301,870	6,851
	FRANCE	67.71	109	5,000	167
	GERMANY	56.93	6,339	290,770	6,596
	HONG KONG, CHINA	2,862.81	15,191	696,811	16,091
	INDIA	83.18	755	34,632	895
	JAPAN	97,367.90	625,476	28,690,584	668,616
	MALAYSIA	91,589.35	147,424	6,762,339	155,161
	NETHERLANDS	1.75	83	3,807	102
	PEOPLE'S REPUBLIC OF CHINA	147,358.39	317,782	14,576,660	330,097
	REPUBLIC OF KOREA	29,490.36	77,717	3,564,879	79,262
	SINGAPORE	8,693.22	87,391	4,008,625	92,389
	TAIWAN (REP. OF CHINA)	4,930.18	35,110	1,610,496	40,133
	THAILAND	312,807.75	208,756	9,575,638	259,111
	UK OF GREAT BRITAIN AND N. IRELAND	5.41	460	21,100	541
	UNITED STATES OF AMERICA	472.05	7,980	366,043	9,087
400819	Other plates, sheets and strip, of unhardened vulcanized cellular rubber	419,143.96	1,127,350	51,711,545	1,194,166
	AUSTRALIA	1,294.05	20,632	946,390	23,443
	BELGIUM	14,514.34	39,213	1,798,700	41,477
	DENMARK	44.42	183	8,394	188
	GERMANY	1,541.18	5,837	267,743	6,130

TABLE 8 - Continued

PSCC CODE	COMMODITY AND COUNTRY OF ORIGIN	GROSS WEIGHT (GK)	FOB VALUE		CIF
			DOLLARS	PESOS	DOLLARS
	HONG KONG, CHINA	344.19	10,032	460,168	10,446
	INDIA	3,313.62	12,452	571,173	12,484
	JAPAN	154,362.58	547,871	25,130,843	587,570
	MALAYSIA	27,096.90	89,705	4,114,768	96,309
	PEOPLE'S REPUBLIC OF CHINA	12,562.33	47,942	2,199,100	50,127
	REPUBLIC OF KOREA	158,078.08	269,902	12,380,405	276,210
	SINGAPORE	8,534.12	5,847	268,202	6,017
	SPAIN	257.04	1,353	62,062	3,031
	TAIWAN (REP. OF CHINA)	26,820.05	33,055	1,516,233	36,012
	THAILAND	7,956.48	17,871	819,743	18,603
	UNITED STATES OF AMERICA	2,424.58	25,455	1,167,621	26,119
400821	Plates, sheets and strip, of unhardened vulcanized non-cellular rubber	603,030.22	1,483,796	68,061,721	1,576,631
	AUSTRALIA	1,797.28	36,177	1,659,439	38,508
	BELGIUM	27.93	782	35,870	814
	BRAZIL	2,923.49	5,826	267,239	6,065
	FRANCE	27.97	14,308	656,308	14,891
	GERMANY	5,166.00	42,976	1,971,308	48,002
	GUAM	2,397.49	21,460	984,370	22,092
	HONG KONG, CHINA	2,640.33	63,368	2,906,690	63,484
	INDIA	14,665.00	36,087	1,655,311	38,707
	ITALY	725.33	25,684	1,178,125	26,450
	JAPAN	13,876.70	272,704	12,508,932	285,566
	MACAU	127.83	22,392	1,027,121	22,401
	MALAYSIA	35,584.63	113,254	5,194,961	126,343
	NETHERLANDS	933.80	6,112	280,357	6,314
	PEOPLE'S REPUBLIC OF CHINA	409,499.98	253,306	11,619,146	272,454
	PORTUGAL	0.62	1,043	47,842	1,072
	REPUBLIC OF KOREA	35,850.94	26,566	1,218,583	29,617
	SINGAPORE	1,957.92	33,577	1,540,178	38,933
	SLOVENIA	1,280.83	22,687	1,040,653	23,996
	SPAIN	52.88	285	13,073	301
	SRI LANKA (CEYLON)	15,552.70	46,113	2,115,203	52,742
	TAIWAN (REP. OF CHINA)	54,851.55	403,113	18,490,793	415,943
	THAILAND	676.68	5,359	245,817	5,518
	UK OF GREAT BRITAIN AND N. IRELAND	212.54	5,356	245,680	6,668
	UNITED STATES OF AMERICA	1,806.37	23,259	1,066,890	27,179
	VIETNAM	393.43	2,002	91,832	2,571
400829	Other plates, sheets and strip, of unhardened vulcanized non-cellular rubber	1,138,048.18	1,776,538	81,489,797	1,888,590
	AUSTRALIA	1,554.87	27,066	1,241,517	30,965
	BELGIUM	3,879.37	11,292	517,964	13,118
	FRANCE	16.36	724	33,210	752
	GERMANY	2,026.00	54,570	2,503,126	61,087
	HONG KONG, CHINA	1,883.43	55,892	2,563,766	58,862
	INDIA	17,648.76	9,205	422,233	19,598
	ITALY	38.27	1,596	73,209	1,610
	JAPAN	47,362.13	626,927	28,757,141	649,695
	MACAU	108.01	5,018	230,176	5,157
	MALAYSIA	86,346.34	124,470	5,709,439	141,306
	NETHERLANDS	1,537.73	24,628	1,129,686	25,323
	PEOPLE'S REPUBLIC OF CHINA	765,041.41	462,715	21,224,737	485,563
	REPUBLIC OF KOREA	17,611.18	26,171	1,200,464	27,506
	SAUDI ARABIA	70.72	634	29,082	1,634
	SINGAPORE	6,139.88	28,997	1,330,092	30,056
	SPAIN	91.21	2,658	121,922	2,668
	TAIWAN (REP. OF CHINA)	30,414.64	108,415	4,972,996	113,785
	THAILAND	146,862.72	81,351	3,731,570	87,818
	UK OF GREAT BRITAIN AND N. IRELAND	2,232.03	101,218	4,642,870	105,286
	UNITED ARAB EMIRATES, N.E.S.	4.92	147	6,743	153
	UNITED STATES OF AMERICA	5,792.42	15,876	728,232	17,579
	VIETNAM	1,385.78	6,968	319,622	9,069
4009	Tubes, pipes and hoses, of vulcanised rubber other than hard rubber, with or without their fittings (for example, joints, elbows, flanges).	3,361,924.17	12,189,715	559,142,227	12,865,074
400911	Tubes, pipes, and hoses, of vulcanized rubber other than hard rubber, not reinforced or otherwise combined with other materials, without fittings	824,953.51	2,412,427	110,658,027	2,581,811

TABLE 8 - Continued

PSCC CODE	COMMODITY AND COUNTRY OF ORIGIN	GROSS WEIGHT (GK)	FOB VALUE		CIF
			DOLLARS	PESOS	DOLLARS
	AUSTRALIA	816.79	14,880	682,545	18,393
	AUSTRIA	371.76	8,982	412,004	9,698
	BELGIUM	56.94	4,028	184,764	4,105
	CANADA	1,759.96	2,311	106,005	2,787
	CZECH REPUBLIC (CZECHOSLOVAKIA)	1.25	105	4,816	114
	FINLAND	4.35	213	9,770	221
	FRANCE	7.18	404	18,531	474
	GERMANY	433.08	13,959	640,300	15,578
	HONG KONG, CHINA	311.64	11,087	508,561	11,402
	INDIA	59.38	475	21,788	480
	ITALY	162.16	1,185	54,356	1,304
	JAMAICA (EXCLUDES CAYMAN IS.,TURKS,CAICOS)	1.77	144	6,605	150
	JAPAN	23,715.85	143,600	6,586,932	157,407
	MALAYSIA	601,958.86	1,407,011	64,539,595	1,522,833
	NETHERLANDS	72.51	3,218	147,610	3,420
	PEOPLE'S REPUBLIC OF CHINA	75,822.54	220,425	10,110,895	232,523
	REPUBLIC OF KOREA	7,114.45	50,690	2,325,150	51,806
	SINGAPORE	14,706.76	78,564	3,603,731	81,067
	SPAIN	94.35	1,341	61,512	1,417
	SWEDEN	20.05	6,881	315,632	7,182
	SWITZERLAND	8.86	1,962	89,997	2,062
	TAIWAN (REP. OF CHINA)	1,182.21	1,660	76,144	1,931
	THAILAND	83,069.79	373,627	17,138,271	383,999
	UK OF GREAT BRITAIN AND N. IRELAND	11.24	464	21,284	569
	UNITED STATES OF AMERICA	13,189.78	65,211	2,991,229	70,889
400912	Tubes, pipes, and hoses, of vulcanized rubber other than hard rubber, not reinforced or otherwise combined with other materials, with fittings	134,964.83	993,533	45,573,359	1,042,368
	AUSTRALIA	4,253.03	36,832	1,689,484	37,848
	BELGIUM	64.60	3,918	179,718	4,536
	GERMANY	1,893.61	113,614	5,211,474	126,248
	ITALY	85.12	2,782	127,611	2,957
	JAPAN	14,033.70	67,734	3,106,959	70,967
	MALAYSIA	30,005.92	584,209	26,797,667	595,065
	NETHERLANDS	33.68	994	45,594	1,073
	PEOPLE'S REPUBLIC OF CHINA	21,100.05	27,598	1,265,921	29,082
	POLAND	93.15	2,214	101,556	4,260
	REPUBLIC OF KOREA	473.52	3,245	148,848	3,415
	SINGAPORE	44,394.10	78,143	3,584,420	84,521
	SOUTH AFRICA, REP. OF	39.97	776	35,595	829
	SPAIN	10.02	514	23,577	535
	SWEDEN	89.27	1,208	55,411	2,585
	SWITZERLAND	0.53	96	4,404	99
	TAIWAN (REP. OF CHINA)	17,028.04	23,987	1,100,283	28,004
	UK OF GREAT BRITAIN AND N. IRELAND	211.58	5,634	258,431	5,903
	UNITED ARAB EMIRATES, N.E.S.	80.03	616	28,256	733
	UNITED STATES OF AMERICA	1,074.91	39,419	1,808,150	43,708
400921	Tubes, pipes, and hoses, of vulcanized rubber other than hard rubber, reinforced or otherwise combined with other materials, without fittings	336,719.26	1,275,844	58,522,965	1,332,582
	AUSTRIA	11,138.41	54,463	2,498,218	55,655
	BELGIUM	26.04	618	28,348	649
	CANADA	4.99	167	7,660	175
	FRANCE	11.05	3,142	144,124	3,439
	GERMANY	806.65	18,433	845,522	19,018
	HONG KONG, CHINA	10.04	1,710	78,438	1,806
	ITALY	9,815.31	9,258	424,664	10,681
	JAPAN	6,830.20	96,862	4,443,060	101,715
	MALAYSIA	22,173.30	33,272	1,526,187	34,463
	NETHERLANDS	22.04	2,538	116,418	2,629
	NORWAY	2.02	31	1,422	33
	PEOPLE'S REPUBLIC OF CHINA	144,238.43	375,259	17,213,131	389,369
	REPUBLIC OF KOREA	17,567.96	50,976	2,338,269	54,204
	SINGAPORE	12,119.29	56,847	2,607,572	58,233
	SWEDEN	14.67	1,297	59,493	1,420
	SWITZERLAND	8.00	3,013	138,206	3,214
	TAIWAN (REP. OF CHINA)	22,493.64	122,065	5,599,121	125,071
	THAILAND	42,137.52	143,675	6,590,372	147,788
	UNITED STATES OF AMERICA	47,299.70	302,218	13,862,740	323,020

TABLE 8 - Continued

PSCC CODE	COMMODITY AND COUNTRY OF ORIGIN	GROSS WEIGHT (GK)	FOB VALUE		CIF
			DOLLARS	PESOS	DOLLARS
400922	Tubes, pipes, and hoses, of vulcanized rubber other than hard rubber, reinforced or otherwise combined with other materials, with fittings	157,535.35	906,649	41,587,991	957,950
	AUSTRALIA	2,417.14	34,785	1,595,588	36,463
	AUSTRIA	54.96	1,418	65,044	1,430
	BELGIUM	622.77	8,204	376,317	11,257
	BULGARIA	0.73	1,543	70,777	1,546
	CANADA	0.37	102	4,679	108
	DENMARK	7.65	568	26,054	610
	FRANCE	21,734.02	407,753	18,703,630	419,759
	GERMANY	463.78	29,986	1,375,458	32,314
	HONG KONG, CHINA	209.42	6,035	276,825	6,502
	INDIA	143.57	1,226	56,237	1,615
	IRELAND	10.86	304	13,944	399
	ITALY	89.73	3,396	155,775	3,715
	JAPAN	2,300.25	33,319	1,528,343	36,242
	NETHERLANDS	124.30	9,226	423,197	9,554
	PEOPLE'S REPUBLIC OF CHINA	73,688.64	164,787	7,558,780	176,185
	REPUBLIC OF KOREA	162.38	7,453	341,869	7,818
	SINGAPORE	51,782.54	81,220	3,725,562	89,650
	SPAIN	17.38	299	13,715	439
	SWEDEN	415.92	17,983	824,880	20,641
	SWITZERLAND	19.84	6,306	289,256	6,317
	TAIWAN (REP. OF CHINA)	899.49	1,484	68,071	1,617
	THAILAND	0.40	25	1,147	27
	UK OF GREAT BRITAIN AND N. IRELAND	384.83	6,876	315,402	7,562
	UNITED ARAB EMIRATES, N.E.S.	6.61	387	17,752	401
	UNITED STATES OF AMERICA	1,977.77	81,964	3,759,689	85,779
400931	Tubes, pipes, and hoses, of vulcanized rubber other than hard rubber, reinforced or otherwise combined only with textile materials, without fittings	887,479.69	1,555,934	71,370,691	1,692,271
	AUSTRALIA	24,761.27	19,166	879,144	20,591
	BELGIUM	71.63	3,846	176,416	4,008
	CANADA	13.49	435	19,953	562
	DENMARK	100.27	689	31,604	708
	FINLAND	19.82	707	32,430	755
	FRANCE	48.12	924	42,384	968
	GERMANY	374.31	19,222	881,713	20,564
	HONG KONG, CHINA	801.74	5,590	256,413	5,671
	INDIA	676.85	5,079	232,974	5,390
	INDONESIA	10,789.88	54,559	2,502,621	57,610
	ITALY	10,204.51	11,009	504,983	13,581
	JAPAN	23,256.79	229,820	10,541,844	279,858
	MALAYSIA	98,915.12	113,553	5,208,676	120,481
	NETHERLANDS	482.50	22,894	1,050,148	23,526
	NEW ZEALAND	1,622.50	2,840	130,271	3,260
	PEOPLE'S REPUBLIC OF CHINA	129,174.65	77,709	3,564,512	83,086
	REPUBLIC OF KOREA	13,786.72	45,433	2,084,012	48,792
	SINGAPORE	66,221.67	192,060	8,809,792	199,786
	SPAIN	433.27	5,823	267,101	7,144
	SWEDEN	131.15	2,846	130,546	3,203
	SWITZERLAND	1.85	312	14,311	338
	TAIWAN (REP. OF CHINA)	308,989.00	223,893	10,269,972	235,880
	THAILAND	48,076.54	236,090	10,829,448	248,655
	TURKEY	114,345.34	96,204	4,412,878	111,205
	UK OF GREAT BRITAIN AND N. IRELAND	764.82	22,650	1,038,955	23,762
	UNITED ARAB EMIRATES, N.E.S.	122.72	255	11,697	303
	UNITED STATES OF AMERICA	30,136.93	161,040	7,386,904	171,229
	VIETNAM	3,156.23	1,286	58,989	1,355
400932	Tubes, pipes, and hoses, of vulcanized rubber other than hard rubber, reinforced or otherwise combined only with textile materials, with fittings	63,340.81	252,788	11,595,386	265,898
	AUSTRALIA	24.21	2,089	95,822	2,336
	BELGIUM	48.83	3,742	171,646	4,324
	CANADA	0.88	32	1,468	38
	FRANCE	13.38	219	10,046	260
	GERMANY	606.89	1,223	56,099	1,315
	HONG KONG, CHINA	42.57	4,831	221,598	5,122

TABLE 8 - Continued

PSCC CODE	COMMODITY AND COUNTRY OF ORIGIN	GROSS WEIGHT (GK)	FOB VALUE		CIF
			DOLLARS	PESOS	DOLLARS
	INDIA	4.49	22	1,009	48
	ITALY	0.12	398	18,256	415
	JAPAN	1,038.25	18,600	853,182	20,761
	MALAYSIA	1,235.02	77,755	3,566,622	78,798
	NETHERLANDS	25.26	2,744	125,867	2,912
	PEOPLE'S REPUBLIC OF CHINA	13,193.25	13,133	602,411	14,012
	REPUBLIC OF KOREA	20,909.30	7,347	337,007	7,756
	SINGAPORE	3,053.33	59,398	2,724,586	62,835
	SPAIN	447.37	6,321	289,944	6,494
	SWEDEN	10.88	169	7,752	191
	SWITZERLAND	7.96	233	10,688	431
	TAIWAN (REP. OF CHINA)	4,138.62	5,387	247,102	5,815
	THAILAND	16,128.98	6,794	311,641	7,421
	UK OF GREAT BRITAIN AND N. IRELAND	72.49	759	34,815	865
	UNITED STATES OF AMERICA	2,338.73	41,592	1,907,825	43,749
400941	Tubes, pipes, and hoses, of vulcanized rubber other than hard rubber, reinforced or otherwise combined with other materials, without fittings	108,128.49	311,438	14,285,661	326,505
	AUSTRALIA	2,891.53	27,168	1,246,196	28,928
	AUSTRIA	19.87	2,126	97,520	2,227
	BELGIUM	12.97	895	41,054	955
	DENMARK	3.32	35	1,605	37
	FRANCE	2.91	323	14,816	335
	GERMANY	10,924.53	56,054	2,571,197	57,391
	INDIA	127.86	521	23,898	604
	ITALY	0.83	225	10,321	234
	JAPAN	1,062.42	20,569	943,500	22,008
	MALAYSIA	37,808.55	52,762	2,420,193	54,171
	PEOPLE'S REPUBLIC OF CHINA	43,653.13	63,148	2,896,599	64,631
	REPUBLIC OF KOREA	192.68	921	42,246	1,012
	RUSSIAN FEDERATION	89.72	1,012	46,420	1,041
	SINGAPORE	6,280.64	57,089	2,618,673	63,168
	TAIWAN (REP. OF CHINA)	77.72	346	15,871	363
	THAILAND	3,898.15	3,374	154,766	3,458
	UK OF GREAT BRITAIN AND N. IRELAND	238.22	11,014	505,212	11,350
	UNITED ARAB EMIRATES, N.E.S.	245.70	6,874	315,310	7,332
	UNITED STATES OF AMERICA	597.74	6,982	320,264	7,260
400942	Tubes, pipes, and hoses, of vulcanized rubber other than hard rubber, reinforced or otherwise combined with other materials, with fittings	848,802.23	4,481,102	205,548,147	4,665,689
	AUSTRALIA	869.77	16,106	738,782	17,249
	AUSTRIA	14.80	695	31,879	803
	BELGIUM	1,296.09	15,793	724,425	16,986
	BRAZIL	3,908.58	3,506	160,820	3,833
	CANADA	12.69	2,783	127,656	2,971
	CZECH REPUBLIC (CZECHOSLOVAKIA)	0.78	25	1,147	27
	DENMARK	30.80	4,849	222,423	4,947
	FINLAND	2.32	322	14,770	351
	FRANCE	80.49	8,397	385,171	9,797
	GERMANY	6,315.39	174,474	8,003,122	185,293
	HONG KONG, CHINA	3,616.16	53,539	2,455,833	55,723
	HUNGARY	0.60	46	2,110	49
	INDIA	20,833.50	58,154	2,667,524	62,162
	INDONESIA	216.01	5,918	271,459	6,375
	IRELAND	4,290.62	30,354	1,392,338	32,332
	ITALY	16,994.02	153,300	7,031,871	155,154
	JAPAN	19,504.21	349,521	16,032,529	369,334
	KENYA	1,252.65	9,851	451,865	10,142
	MALAYSIA	57,380.76	101,117	4,638,237	106,391
	MEXICO	176.84	6,095	279,578	6,265
	MYANMAR, UNION OF (BURMA)	0.79	104	4,770	124
	NETHERLANDS	61.58	9,356	429,159	9,860
	NORWAY	26.07	265	12,156	273
	PEOPLE'S REPUBLIC OF CHINA	245,316.51	358,996	16,467,147	383,278
	POLAND	48.23	374	17,155	733
	REPUBLIC OF KOREA	19,222.80	80,114	3,674,829	85,865
	SAUDI ARABIA	3.54	77	3,532	80
	SINGAPORE	75,977.36	320,465	14,699,729	346,056
	SLOVENIA	7.23	375	17,201	405
	SOUTH AFRICA, REP. OF	7.90	27	1,238	57

TABLE 8 - Continued

PSCC CODE	COMMODITY AND COUNTRY OF ORIGIN	GROSS WEIGHT (GK)	FOB VALUE		CIF
			DOLLARS	PESOS	DOLLARS
	SPAIN	125.57	4,039	185,269	4,521
	SWEDEN	83.31	5,270	241,735	5,692
	SWITZERLAND	25.70	1,946	89,263	2,021
	TAIWAN (REP. OF CHINA)	92,246.72	84,229	3,863,585	89,808
	THAILAND	46,740.47	73,545	3,373,509	76,723
	TURKEY	10,664.88	12,758	585,209	13,116
	UK OF GREAT BRITAIN AND N. IRELAND	162,420.61	1,754,765	80,491,071	1,774,197
	UNITED ARAB EMIRATES, N.E.S.	499.26	3,990	183,022	4,582
	UNITED STATES OF AMERICA	58,526.62	775,562	35,575,029	822,114
4010	Conveyor or transmission belts or belting, of vulcanised rubber.	3,194,630.50	16,944,801	777,258,027	17,967,222
401011	Conveyor belts or belting reinforced only with metal	262,988.56	1,338,122	61,379,656	1,432,004
	AUSTRALIA	54.40	1,660	76,144	1,828
	FRANCE	37.42	2,683	123,069	2,840
	GERMANY	65,797.33	494,959	22,703,770	523,302
	HONG KONG, CHINA	2,467.36	1,084	49,723	1,179
	INDIA	14,267.27	8,266	379,161	9,403
	ITALY	954.58	10,484	480,901	11,186
	JAPAN	19,886.63	325,891	14,948,621	343,289
	MALAYSIA	70.45	734	33,668	825
	NETHERLANDS	2,188.40	39,972	1,833,516	41,252
	PEOPLE'S REPUBLIC OF CHINA	60,415.72	191,577	8,787,637	220,789
	REPUBLIC OF KOREA	2,502.28	33,624	1,542,333	37,273
	SINGAPORE	14.87	1,624	74,493	1,691
	SWITZERLAND	54.92	4,513	207,011	4,603
	TAIWAN (REP. OF CHINA)	70,868.64	66,833	3,065,630	70,009
	THAILAND	0.01	44	2,018	47
	UK OF GREAT BRITAIN AND N. IRELAND	1,130.29	35,130	1,611,413	36,249
	UNITED STATES OF AMERICA	90.77	16,801	770,662	17,888
	VIETNAM	22,187.22	102,243	4,689,886	108,351
401012	Conveyor belts or belting reinforced only with textile materials	1,010,883.84	4,544,918	208,475,388	4,901,626
	AUSTRALIA	4,002.66	40,935	1,877,688	42,576
	AUSTRIA	40.74	4,978	228,341	5,119
	GERMANY	115,280.52	494,320	22,674,458	519,988
	HONG KONG, CHINA	16.50	861	39,494	885
	HUNGARY	83,948.94	126,987	5,824,894	138,532
	INDIA	4,310.94	29,853	1,369,357	32,575
	ITALY	318.35	11,430	524,294	12,789
	JAPAN	491,205.37	3,114,619	142,867,574	3,399,159
	PEOPLE'S REPUBLIC OF CHINA	258,327.22	377,334	17,308,310	390,487
	REPUBLIC OF KOREA	3,942.56	19,127	877,356	19,815
	SINGAPORE	68.22	14,781	678,005	15,459
	SPAIN	1,208.72	15,305	702,040	15,896
	SWEDEN	0.74	120	5,504	140
	SWITZERLAND	631.56	10,471	480,305	10,821
	TAIWAN (REP. OF CHINA)	21,561.49	91,828	4,212,150	94,911
	THAILAND	11,305.04	64,724	2,968,890	64,740
	UK OF GREAT BRITAIN AND N. IRELAND	72.73	1,785	81,878	2,845
	UNITED STATES OF AMERICA	3,892.25	108,030	4,955,336	116,758
	VIETNAM	10,749.29	17,430	799,514	18,131
401013	Conveyor belts or belting reinforced only with plastics	296,552.30	1,849,597	84,841,015	1,928,973
	AUSTRALIA	197.53	13,733	629,933	14,397
	AUSTRIA	2.49	295	13,532	326
	BELGIUM	8,669.08	20,441	937,629	22,020
	FRANCE	61.35	3,306	151,646	3,743
	GERMANY	143.53	14,937	685,160	15,966
	HONG KONG, CHINA	28,210.03	16,546	758,965	16,591
	INDIA	2,774.75	14,029	643,510	15,188
	ISRAEL	799.60	43,786	2,008,464	48,626
	ITALY	50,612.84	812,174	37,254,421	840,562
	JAPAN	13,224.42	134,753	6,181,121	139,880
	MALAYSIA	425.68	14,355	658,464	15,017
	NETHERLANDS	64.10	4,290	196,782	5,094
	PEOPLE'S REPUBLIC OF CHINA	118,238.24	329,526	15,115,358	341,624
	REPUBLIC OF KOREA	30,096.28	103,046	4,726,720	107,440
	SINGAPORE	1,755.20	27,710	1,271,058	29,506
	SPAIN	7,495.34	49,436	2,267,629	53,385
	SWEDEN	0.83	247	11,330	264

TABLE 8 - Continued

PSCC CODE	COMMODITY AND COUNTRY OF ORIGIN	GROSS WEIGHT (GK)	FOB VALUE		CIF
			DOLLARS	PESOS	DOLLARS
	SWITZERLAND	9.73	1,683	77,199	1,769
	TAIWAN (REP. OF CHINA)	4,932.95	21,561	989,003	23,194
	THAILAND	17,580.92	82,668	3,791,981	85,455
	UK OF GREAT BRITAIN AND N. IRELAND	21.46	2,172	99,630	2,197
	UNITED STATES OF AMERICA	3,403.24	100,444	4,607,366	106,612
	VIETNAM	7,832.71	38,459	1,764,114	40,117
401019	Other conveyor belts or belting	480,600.73	1,206,960	55,363,256	1,257,099
	AUSTRALIA	1.25	75	3,440	83
	GERMANY	3,321.70	78,695	3,609,740	83,853
	HONG KONG, CHINA	703.74	1,446	66,328	1,545
	ISRAEL	62.09	3,460	158,710	3,558
	ITALY	24.80	3,038	139,353	3,231
	JAPAN	15,487.70	167,594	7,687,537	183,712
	MACAU	11.68	78	3,578	81
	NETHERLANDS	652.32	6,342	290,908	10,698
	PEOPLE'S REPUBLIC OF CHINA	363,179.01	684,946	31,418,473	700,558
	REPUBLIC OF KOREA	2,186.55	48,172	2,209,650	49,840
	SINGAPORE	1,229.42	9,305	426,820	9,966
	SWITZERLAND	9.57	738	33,852	806
	TAIWAN (REP. OF CHINA)	86,368.98	176,147	8,079,863	179,757
	THAILAND	4,744.23	18,877	865,888	19,832
	UNITED STATES OF AMERICA	2,617.69	8,047	369,116	9,579
401031	Endless transmission belts of trapezoidal cross-section (V- Belts), V-ribbed, of an outside circumference exceeding 60 cm but not exceeding 180 cm	111,376.08	517,595	23,742,084	541,254
	AUSTRALIA	539.63	11,831	542,688	12,032
	BELGIUM	128.10	3,502	160,637	3,713
	BRAZIL	0.79	27	1,238	32
	CANADA	40.36	11,153	511,588	11,171
	DENMARK	3.49	890	40,824	915
	FRANCE	4.94	998	45,778	1,055
	GERMANY	387.27	19,041	873,411	20,328
	HONG KONG, CHINA	5.55	963	44,173	992
	INDIA	185.48	1,463	67,108	1,538
	INDONESIA	3.27	80	3,670	85
	ITALY	126.77	38,951	1,786,682	40,605
	JAPAN	5,585.93	22,031	1,010,562	23,618
	MALAYSIA	6,864.75	107,649	4,937,860	111,932
	NETHERLANDS	28.08	1,271	58,301	1,333
	NEW ZEALAND	3.19	239	10,963	246
	PEOPLE'S REPUBLIC OF CHINA	78,967.44	78,287	3,591,025	82,213
	REPUBLIC OF KOREA	340.08	8,352	383,106	8,833
	SINGAPORE	522.98	11,615	532,780	12,724
	SPAIN	13.77	1,122	51,466	1,197
	SWEDEN	279.01	5,190	238,065	5,403
	SWITZERLAND	2.60	71	3,257	82
	TAIWAN (REP. OF CHINA)	2,781.91	14,548	667,317	15,391
	THAILAND	11,611.81	113,941	5,226,474	117,586
	UK OF GREAT BRITAIN AND N. IRELAND	134.36	6,446	295,678	6,901
	UNITED STATES OF AMERICA	2,814.52	57,934	2,657,433	61,329
401032	Endless transmission belts of trapezoidal cross-section (V- Belts), other than V-ribbed, of an outside circumference exceeding 60 cm but not exceeding 180 cm	11,795.85	57,316	2,629,087	64,730
	AUSTRIA	8.33	1,157	53,072	1,236
	BELGIUM	23.63	1,151	52,796	1,262
	GERMANY	92.94	3,389	155,453	3,727
	INDIA	3,311.99	7,163	328,567	7,177
	INDONESIA	2.47	42	1,927	45
	ISRAEL	0.31	38	1,743	41
	JAPAN	540.94	14,203	651,492	17,453
	NETHERLANDS	3.81	226	10,367	241
	PEOPLE'S REPUBLIC OF CHINA	7,584.62	23,957	1,098,908	27,272
	REPUBLIC OF KOREA	0.94	110	5,046	118
	SINGAPORE	4.19	78	3,578	82
	SWEDEN	8.32	183	8,394	196
	THAILAND	8.70	2,964	135,959	2,971
	UNITED STATES OF AMERICA	204.66	2,655	121,785	2,909

TABLE 8 - Continued

PSCC CODE	COMMODITY AND COUNTRY OF ORIGIN	GROSS WEIGHT (GK)	FOB VALUE		CIF
			DOLLARS	PESOS	DOLLARS
401033	Endless transmission belts of trapezoidal cross-section (V- Belts), V-ribbed, of an outside circumference exceeding 180 cm but not exceeding 240 cm	47,633.97	74,478	3,416,306	79,795
	FRANCE	926.31	2,131	97,749	3,103
	GERMANY	82.19	2,920	133,940	3,226
	INDIA	28.48	462	21,192	483
	JAPAN	160.46	5,869	269,211	6,069
	NETHERLANDS	2.15	119	5,459	127
	PEOPLE'S REPUBLIC OF CHINA	45,594.47	27,375	1,255,691	28,451
	SINGAPORE	750.60	33,617	1,542,012	36,082
	SWEDEN	16.72	613	28,118	690
	UK OF GREAT BRITAIN AND N. IRELAND	2.68	85	3,899	102
	UNITED STATES OF AMERICA	42.53	1,250	57,338	1,418
	VIETNAM	27.38	37	1,697	44
401034	Endless transmission belts of trapezoidal cross-section (V- Belts), other than V-ribbed, of an outside circumference exceeding 180 cm but not exceeding 240 cm	576.58	48,592	2,228,914	52,676
	COLOMBIA	8.33	1,258	57,704	1,344
	JAPAN	374.77	45,233	2,074,838	49,094
	REPUBLIC OF KOREA	166.60	1,227	56,282	1,311
	THAILAND	25.22	200	9,174	219
	UNITED STATES OF AMERICA	1.66	674	30,916	708
401035	Endless synchronous belts, of an outside circumference exceeding 60 cm but not exceeding 150 cm	1,322.01	26,471	1,214,225	31,068
	BELGIUM	8.34	912	41,833	1,173
	GERMANY	616.92	10,891	499,570	14,615
	HONG KONG, CHINA	8.45	344	15,779	402
	ITALY	1.03	87	3,991	101
	JAPAN	258.65	4,940	226,598	4,946
	NETHERLANDS	14.64	625	28,669	668
	PEOPLE'S REPUBLIC OF CHINA	167.27	184	8,440	210
	REPUBLIC OF KOREA	115.76	1,694	77,704	1,810
	SINGAPORE	81.80	4,260	195,406	4,441
	SWEDEN	42.10	1,339	61,420	1,440
	UNITED STATES OF AMERICA	7.05	1,195	54,815	1,262
401036	Endless synchronous belts, of an outside circumference exceeding 150 cm but not exceeding 198 cm	420.18	99,421	4,560,441	105,455
	BELGIUM	0.84	245	11,238	258
	GERMANY	289.20	25,524	1,170,786	26,478
	HONG KONG, CHINA	121.60	73,154	3,355,574	78,159
	JAPAN	8.54	498	22,843	560
401039	Other transmission belts or beltings, n.e.s.	970,480.40	7,181,331	329,407,655	7,572,542
	AUSTRALIA	179.27	20,542	942,262	21,602
	AUSTRIA	27.43	3,079	141,234	3,492
	BELGIUM	72.45	8,099	371,501	8,573
	CANADA	65.84	11,084	508,424	11,426
	CZECH REPUBLIC (CZECHOSLOVAKIA)	12.18	1,086	49,815	1,215
	DENMARK	5.37	2,071	94,997	2,196
	FINLAND	86.86	1,828	83,850	2,726
	FRANCE	671.75	49,671	2,278,409	54,389
	GERMANY	5,386.98	312,290	14,324,742	329,004
	HONG KONG, CHINA	25,497.14	414,216	19,000,088	450,433
	INDIA	24,011.55	65,251	2,993,063	68,269
	INDONESIA	29,976.53	116,982	5,365,965	120,206
	ISRAEL	0.74	87	3,991	130
	ITALY	13,665.56	249,316	11,436,125	261,884
	JAMAICA (EXCLUDES CAYMAN IS.,TURKS,CAICOS)	5.40	441	20,229	459
	JAPAN	59,399.59	1,399,891	64,213,000	1,475,394
	JORDAN	0.84	422	19,357	433
	LUXEMBOURG	2.50	1,676	76,878	1,791
	MALAYSIA	7,557.00	119,222	5,468,713	123,015
	NETHERLANDS	1,332.76	52,618	2,413,588	55,942
	NORWAY	0.39	41	1,881	49
	PEOPLE'S REPUBLIC OF CHINA	255,262.86	509,228	23,358,289	539,282
	REPUBLIC OF KOREA	10,579.04	107,937	4,951,070	117,176

TABLE 8 - Continued

PSCC CODE	COMMODITY AND COUNTRY OF ORIGIN	GROSS WEIGHT (GK)	FOB VALUE		CIF DOLLARS
			DOLLARS	PESOS	
	SINGAPORE	177,890.71	1,222,829	56,091,166	1,277,865
	SPAIN	60.87	10,343	474,433	10,796
	SWEDEN	1,028.42	18,468	847,128	19,893
	SWITZERLAND	426.82	39,519	1,812,737	42,312
	TAIWAN (REP. OF CHINA)	39,678.02	180,722	8,289,718	184,413
	THAILAND	268,927.03	1,650,605	75,713,252	1,715,533
	TURKEY	9,539.40	10,366	475,488	13,006
	UK OF GREAT BRITAIN AND N. IRELAND	754.93	84,986	3,898,307	88,814
	UNITED ARAB EMIRATES, N.E.S.	174.72	441	20,228	473
	UNITED STATES OF AMERICA	35,757.99	513,367	23,548,144	567,623
	VIETNAM	2,441.46	2,607	119,583	2,728
4011	New pneumatic tyres, of rubber.	123,051,506.98	188,821,890	8,661,260,090	198,642,333
401110	New pneumatic tyres, of rubber, of a kind used on motor cars (including station wagons and racing cars)	56,855,487.41	77,367,028	3,548,825,575	81,283,088
	AUSTRALIA	9.35	1,071	49,127	1,102
	BRAZIL	21,784.96	30,355	1,392,384	31,790
	CANADA	138.21	1,104	50,640	1,180
	CONGO, REP. OF	9,077.69	6,969	319,668	7,445
	COSTA RICA	9,046.70	8,141	373,428	8,370
	CZECH REPUBLIC (CZECHOSLOVAKIA)	1,584.74	13,041	598,191	13,647
	EGYPT ARAB REPUBLIC	12,329.41	11,496	527,322	11,531
	FRANCE	7,935.47	86,423	3,964,223	99,181
	GEORGIA	664.42	11,437	524,615	16,546
	GERMANY	2,035.97	16,184	742,360	18,329
	HONG KONG, CHINA	193,647.68	152,685	7,003,661	163,765
	INDIA	7,435,157.43	7,659,129	351,324,248	7,936,781
	INDONESIA	7,417,432.12	14,910,754	683,956,286	15,550,755
	ITALY	25,961.63	183,150	8,401,091	189,980
	JAPAN	2,555,251.08	7,934,943	363,975,835	8,309,868
	MALAYSIA	433,651.62	1,734,633	79,567,616	1,801,760
	NETHERLANDS	4,846.07	54,245	2,488,218	60,277
	PEOPLE'S REPUBLIC OF CHINA	27,728,511.90	16,851,336	772,970,783	18,098,901
	REPUBLIC OF KOREA	971,398.95	3,008,808	138,014,022	3,140,696
	ROMANIA	7,503.92	53,637	2,460,329	54,865
	SINGAPORE	725,170.22	741,091	33,993,844	778,658
	SOUTH AFRICA, REP. OF	7,160.79	43,419	1,991,630	43,497
	SRI LANKA (CEYLON)	259,264.92	164,446	7,543,138	176,757
	SWEDEN	20.87	597	27,384	758
	TAIWAN (REP. OF CHINA)	760,071.34	981,868	45,038,285	1,044,607
	THAILAND	7,297,945.92	20,257,057	929,191,205	21,126,953
	TURKEY	133,587.05	104,098	4,774,975	107,674
	UK OF GREAT BRITAIN AND N. IRELAND	26.91	2,034	93,300	2,041
	UNITED ARAB EMIRATES, N.E.S.	54,638.60	38,425	1,762,554	43,819
	UNITED STATES OF AMERICA	312,120.18	1,556,183	71,382,114	1,649,873
	VIETNAM	467,511.29	748,269	34,323,099	791,682
401120	New pneumatic tyres, of rubber, of a kind used on buses or lorries	51,594,061.26	76,741,733	3,520,143,290	80,834,079
	BRAZIL	20,181.38	33,831	1,551,828	37,863
	CZECH REPUBLIC (CZECHOSLOVAKIA)	3,219.30	19,424	890,979	20,219
	GERMANY	195.44	1,961	89,951	2,016
	HONG KONG, CHINA	14,849.03	6,922	317,512	8,001
	INDIA	9,657,119.74	9,001,856	412,915,134	9,857,813
	INDONESIA	7,767,590.71	17,772,271	815,214,070	18,361,162
	ISRAEL	4,878.51	18,771	861,026	19,043
	ITALY	34,941.37	249,969	11,466,079	273,337
	JAPAN	1,611,792.25	4,737,457	217,307,153	4,942,920
	MALAYSIA	1,280,718.35	3,389,085	155,457,329	3,549,751
	MICRONESIA, FEDERATED STATES OF	20.00	40	1,835	52
	NETHERLANDS	26,823.57	25,578	1,173,263	26,825
	PEOPLE'S REPUBLIC OF CHINA	22,103,666.91	15,304,327	702,009,479	16,419,216
	PORTUGAL	5,007.34	25,291	1,160,098	26,878
	REPUBLIC OF KOREA	293,135.73	441,624	20,257,292	458,024
	SINGAPORE	271,016.85	310,236	14,230,525	321,269
	SPAIN	4,532.47	30,458	1,397,108	32,542
	SRI LANKA (CEYLON)	115,287.90	88,158	4,043,807	95,343
	SWITZERLAND	32,158.05	40,837	1,873,193	41,989
	TAIWAN (REP. OF CHINA)	157,417.61	134,319	6,161,212	147,139
	THAILAND	7,194,025.52	23,646,565	1,084,667,937	24,632,174
	TURKEY	68,528.40	68,002	3,119,251	73,643

TABLE 8 - Continued

PSCC CODE	COMMODITY AND COUNTRY OF ORIGIN	GROSS WEIGHT (GK)	FOB VALUE		CIF DOLLARS
			DOLLARS	PESOS	
	UKRAINE (UKRAINIAN S.S.R.)	72.98	165	7,569	195
	UNITED ARAB EMIRATES, N.E.S.	100,543.42	65,044	2,983,568	68,325
	UNITED STATES OF AMERICA	255,723.95	968,267	44,414,408	1,024,976
	VIETNAM	570,614.48	361,275	16,571,684	393,364
401130	New pneumatic tyres, of rubber, of a kind used on aircraft	327,506.06	3,079,392	141,251,711	3,203,401
	AUSTRALIA	594.21	8,332	382,189	9,577
	CANADA	3,573.32	16,628	762,726	19,421
	FRANCE	4,592.28	30,170	1,383,898	31,021
	GERMANY	6.09	2,959	135,729	3,088
	HONG KONG, CHINA	138,032.54	1,879,979	86,234,637	1,944,667
	INDIA	47.34	971	44,540	1,029
	ITALY	2.91	544	24,953	617
	JAPAN	28,543.92	379,477	17,406,610	392,052
	PEOPLE'S REPUBLIC OF CHINA	18,431.72	54,652	2,506,887	58,113
	REPUBLIC OF KOREA	3,315.44	58,427	2,680,046	60,090
	SINGAPORE	7,201.15	150,676	6,911,508	156,673
	TAIWAN (REP. OF CHINA)	79.16	942	43,210	1,087
	THAILAND	109,828.89	286,616	13,147,076	310,128
	UK OF GREAT BRITAIN AND N. IRELAND	378.64	31,448	1,442,520	33,746
	UNITED STATES OF AMERICA	12,878.45	177,571	8,145,182	182,092
401140	New pneumatic tyres, of rubber, of a kind used on motorcycles	7,657,747.50	7,071,106	324,351,630	7,481,794
	BRAZIL	37,593.35	83,904	3,848,676	93,274
	GERMANY	19,342.01	106,400	4,880,568	117,833
	HONG KONG, CHINA	1,205.04	12,184	558,880	27,233
	INDIA	116,728.57	78,498	3,600,703	84,103
	INDONESIA	949,087.93	1,646,582	75,528,716	1,738,527
	JAPAN	1,824.97	10,538	483,378	11,169
	MALAYSIA	38,990.85	23,028	1,056,294	24,999
	PEOPLE'S REPUBLIC OF CHINA	4,018,303.08	1,862,353	85,426,132	2,012,236
	REPUBLIC OF KOREA	59,053.39	72,622	3,331,171	77,761
	SINGAPORE	15,853.76	7,849	360,034	9,112
	TAIWAN (REP. OF CHINA)	120,728.63	87,555	4,016,148	92,166
	THAILAND	1,440,372.73	1,736,228	79,640,778	1,809,028
	UNITED STATES OF AMERICA	138.79	2,353	107,932	2,660
	VIETNAM	838,524.40	1,341,012	61,512,220	1,381,693
401150	New pneumatic tyres, of rubber, of a kind used on bicycles	497,781.49	369,934	16,968,873	399,476
	CZECH REPUBLIC (CZECHOSLOVAKIA)	70.14	668	30,641	755
	FRANCE	1,509.41	4,556	208,984	4,779
	GERMANY	7,099.90	6,772	310,632	7,136
	INDONESIA	5,042.72	10,376	475,947	10,713
	JAPAN	7,969.12	15,843	726,718	16,946
	NETHERLANDS	213.64	459	21,054	541
	PEOPLE'S REPUBLIC OF CHINA	372,125.06	199,371	9,145,148	217,270
	REPUBLIC OF KOREA	95.73	456	20,917	601
	SINGAPORE	4,769.77	4,079	187,104	4,194
	TAIWAN (REP. OF CHINA)	76,164.36	52,036	2,386,891	56,286
	THAILAND	5,075.53	32,315	1,482,289	34,176
	VIETNAM	17,646.11	43,003	1,972,548	46,079
401161	Other new pneumatic tyres, of rubber, having a "herring-bone" or similar tread, of a kind used on agricultural or forestry vehicles and machines	811,976.08	1,083,972	49,721,795	1,133,929
	BRAZIL	4,824.62	12,944	593,741	13,309
	GERMANY	812.20	28,677	1,315,414	29,464
	INDIA	176,378.68	292,637	13,423,259	303,484
	INDONESIA	61.65	211	9,679	222
	JAPAN	48,385.20	47,030	2,157,266	48,913
	MALAYSIA	31,796.48	115,318	5,289,636	122,051
	PEOPLE'S REPUBLIC OF CHINA	238,566.40	217,410	9,972,596	227,037
	REPUBLIC OF KOREA	17,973.41	36,569	1,677,420	38,066
	SINGAPORE	18,673.68	37,334	1,712,510	38,960
	SRI LANKA (CEYLON)	53,489.98	29,767	1,365,413	31,327
	THAILAND	144,011.33	130,653	5,993,054	136,929
	UNITED STATES OF AMERICA	21,206.16	91,075	4,177,610	96,816
	VIETNAM	55,796.29	44,347	2,034,197	47,351

TABLE 8 - Continued

PSCC CODE	COMMODITY AND COUNTRY OF ORIGIN	GROSS WEIGHT (GK)	FOB VALUE		CIF
			DOLLARS	PESOS	DOLLARS
401162	Other new pneumatic tyres, of rubber, having a "herring-bone" or similar tread, of a kind used on agricultural or forestry vehicles and machines	201,610.98	184,551	8,465,355	197,561
	INDIA	21,434.23	38,344	1,758,840	43,941
	INDONESIA	232.18	867	39,769	913
	JAPAN	101,196.67	69,411	3,183,883	73,239
	PEOPLE'S REPUBLIC OF CHINA	78,378.55	73,888	3,389,242	76,797
	SINGAPORE	5.84	386	17,706	412
	TAIWAN (REP. OF CHINA)	280.83	145	6,651	175
	UNITED STATES OF AMERICA	82.68	1,510	69,264	2,084
401163	Other new pneumatic tyres, of rubber, having a "herring-bone" or similar tread, of a kind used on construction or industrial handling vehicles and machines having a rim size exceeding 61 cm	119,915.99	279,822	12,835,436	294,447
	BELGIUM	77.85	809	37,109	1,462
	INDIA	36,614.76	34,462	1,580,772	36,920
	ITALY	2,786.65	146,410	6,715,827	150,530
	JAPAN	3,843.45	14,770	677,500	15,620
	PEOPLE'S REPUBLIC OF CHINA	38,115.26	33,927	1,556,232	35,753
	SINGAPORE	6,586.75	8,137	373,244	8,155
	TAIWAN (REP. OF CHINA)	3,065.11	1,935	88,758	2,251
	UNITED STATES OF AMERICA	25,878.68	38,206	1,752,510	42,511
	VIETNAM	2,947.48	1,166	53,484	1,245
401169	Other new pneumatic tyres, of rubber, having a "herring-bone" or similar tread, n.e.s.	142,739.07	232,566	10,667,802	249,318
	INDIA	62,503.26	58,861	2,699,954	65,100
	JAPAN	916.43	45,023	2,065,205	48,380
	PEOPLE'S REPUBLIC OF CHINA	28,783.58	31,088	1,426,006	33,590
	THAILAND	50,501.57	96,226	4,413,887	100,613
	UNITED STATES OF AMERICA	34.23	1,368	62,750	1,635
401192	Other new pneumatic tyres, of rubber, of a kind used on agricultural or forestry vehicles and machines	99,331.62	146,806	6,733,991	158,297
	GERMANY	11,113.38	51,034	2,340,930	51,982
	INDIA	28,717.40	54,683	2,508,309	61,715
	JAPAN	917.38	321	14,724	387
	PEOPLE'S REPUBLIC OF CHINA	55,205.02	32,914	1,509,765	35,690
	THAILAND	2,910.16	6,705	307,558	6,938
	UNITED STATES OF AMERICA	468.28	1,149	52,705	1,585
401193	Other new pneumatic tyres, of rubber, of a kind used on construction or industrial handling vehicles and machines and having a rim size not exceeding 61 cm	429,978.38	771,976	35,410,540	972,572
	AUSTRALIA	662.44	10,880	499,066	10,907
	BELGIUM	114.82	757	34,724	808
	HONG KONG, CHINA	36.10	1,252	57,429	1,287
	INDIA	205,623.07	319,690	14,664,180	355,448
	INDONESIA	46,313.09	30,327	1,391,100	33,378
	ITALY	124.97	1,379	63,255	1,436
	JAPAN	52,506.54	265,304	12,169,495	417,860
	MALAYSIA	2,444.34	9,786	448,884	11,014
	PEOPLE'S REPUBLIC OF CHINA	108,494.64	114,471	5,250,784	120,500
	REPUBLIC OF KOREA	3.80	451	20,687	459
	SWEDEN	17.49	424	19,449	445
	TAIWAN (REP. OF CHINA)	65.79	279	12,798	289
	THAILAND	12,528.52	14,297	655,803	15,897
	UNITED STATES OF AMERICA	1,042.77	2,679	122,886	2,844
401194	Other new pneumatic tyres, of rubber, of a kind used on construction or industrial handling vehicles and machines and having a rim size exceeding 61 cm	2,256,607.92	12,841,678	589,047,769	13,478,259
	AUSTRALIA	27,167.31	179,774	8,246,233	193,266
	BRAZIL	257,338.23	1,745,453	80,063,929	1,783,191
	FRANCE	33,400.84	294,951	13,529,402	297,666
	INDIA	65,477.37	89,990	4,127,841	97,572
	ISRAEL	9,069.68	37,330	1,712,327	43,922

TABLE 8 - Continued

PSCC CODE	COMMODITY AND COUNTRY OF ORIGIN	GROSS WEIGHT (GK)	FOB VALUE		CIF DOLLARS
			DOLLARS	PESOS	
	JAPAN	1,228,064.05	7,969,926	365,580,506	8,445,244
	MALAYSIA	637.06	4,815	220,864	5,386
	PEOPLE'S REPUBLIC OF CHINA	312,270.45	891,204	40,879,527	941,687
	REPUBLIC OF KOREA	1,248.39	5,567	255,358	5,754
	ROMANIA	4,259.42	38,467	1,764,481	39,340
	SINGAPORE	48,254.58	117,899	5,408,028	123,607
	SPAIN	188,572.39	1,302,291	59,736,088	1,329,469
	TAIWAN (REP. OF CHINA)	15,333.13	10,479	480,672	11,698
	THAILAND	65,515.02	153,532	7,042,513	160,457
401199	Other new pneumatic tyres, of rubber, n.e.s.	2,056,763.22	8,651,326	396,836,323	8,956,112
	AUSTRALIA	13,293.55	82,895	3,802,394	86,954
	CZECH REPUBLIC (CZECHOSLOVAKIA)	307.20	1,389	63,713	1,636
	GERMANY	5,082.78	10,245	469,938	10,527
	HONG KONG, CHINA	0.30	105	4,816	111
	INDIA	402,137.02	1,002,677	45,992,794	1,047,939
	JAPAN	484,443.28	4,084,618	187,361,427	4,157,433
	MALAYSIA	105,493.72	225,277	10,333,456	230,039
	PEOPLE'S REPUBLIC OF CHINA	467,664.08	1,194,607	54,796,623	1,256,286
	REPUBLIC OF KOREA	18,726.63	58,021	2,661,424	59,967
	SINGAPORE	153,288.26	1,308,566	60,023,922	1,375,239
	SRI LANKA (CEYLON)	211,373.63	124,842	5,726,502	130,866
	TAIWAN (REP. OF CHINA)	45,763.67	167,141	7,666,758	180,610
	THAILAND	100,784.19	132,089	6,058,922	136,805
	UNITED STATES OF AMERICA	48,404.91	258,854	11,873,634	281,700
4012	Retreaded or used pneumatic tyres of rubber; solid or cushion tyres, tyre treads and tyre flaps, of rubber.	5,358,212.65	12,601,575	578,034,245	13,435,226
401211	Retreaded tyres, of rubber, of a kind used on motor cars (including station wagons and racing cars)	14,228.49	15,565	713,967	16,222
	JAPAN	393.78	495	22,706	608
	PEOPLE'S REPUBLIC OF CHINA	13,830.54	14,945	685,527	15,426
	UNITED STATES OF AMERICA	4.17	125	5,734	188
401212	Retreaded tyres, of rubber, of a kind used on buses or lorries	222,977.12	162,433	7,450,801	172,913
	INDIA	41,377.42	22,162	1,016,571	25,504
	NETHERLANDS	442.92	582	26,696	598
	PEOPLE'S REPUBLIC OF CHINA	167,908.00	117,323	5,381,606	123,149
	TAIWAN (REP. OF CHINA)	10,476.33	8,337	382,418	8,572
	THAILAND	2,772.45	14,029	643,510	15,090
401213	Retreaded tyres, of rubber, of a kind used on aircraft	182,941.27	4,213,155	193,257,420	4,559,834
	CANADA	132.43	2,118	97,153	2,263
	FRANCE	9.99	5,764	264,395	5,977
	HONG KONG, CHINA	11,167.89	811,428	37,220,202	886,784
	ITALY	188.69	4,902	224,855	5,610
	JAPAN	25,528.91	1,411,798	64,759,174	1,528,336
	MALAYSIA	4,628.64	135,131	6,198,459	146,640
	PEOPLE'S REPUBLIC OF CHINA	81,027.39	583,631	26,771,154	631,724
	REPUBLIC OF KOREA	5,417.27	258,594	11,861,707	284,488
	SINGAPORE	14,504.54	481,700	22,095,579	516,154
	SURINAME	199.89	20,985	962,582	22,421
	TAIWAN (REP. OF CHINA)	15,250.12	282,875	12,975,476	304,414
	THAILAND	19,423.49	80,600	3,697,122	85,607
	UNITED ARAB EMIRATES, N.E.S.	223.75	21,429	982,948	22,018
	UNITED STATES OF AMERICA	5,238.27	112,200	5,146,614	117,398
401219	Retreaded tyres, of rubbers, n.e.s.	491,223.26	401,812	18,431,117	432,196
	BELGIUM	1.77	169	7,752	180
	DEMOCRATIC PEOPLE'S REP. OF KOREA	5,175.55	2,679	122,886	2,931
	INDIA	92,810.88	68,531	3,143,517	73,884
	INDONESIA	8,661.63	22,485	1,031,387	25,216
	JAPAN	6,870.03	6,490	297,696	7,261
	MALAYSIA	98.51	6,584	302,008	6,758
	PEOPLE'S REPUBLIC OF CHINA	155,747.47	81,770	3,750,790	86,707
	REPUBLIC OF KOREA	16,200.99	9,904	454,296	10,830
	SINGAPORE	3,450.65	21,693	995,058	21,940
	SRI LANKA (CEYLON)	13,177.72	9,050	415,124	9,669

TABLE 8 - Continued

PSCC CODE	COMMODITY AND COUNTRY OF ORIGIN	GROSS WEIGHT (GK)	FOB VALUE		CIF DOLLARS
			DOLLARS	PESOS	
	THAILAND	188,396.29	119,032	5,459,998	126,970
	UNITED STATES OF AMERICA	631.77	53,425	2,450,605	59,850
401220	Used pneumatic tyres, of rubber, solid or cushion tyres	155,869.28	123,204	5,651,368	137,350
	ITALY	25.04	1,081	49,585	1,315
	JAPAN	709.46	1,835	84,172	1,982
	PEOPLE'S REPUBLIC OF CHINA	94,765.32	68,307	3,133,242	75,165
	REPUBLIC OF KOREA	298.04	537	24,632	556
	SINGAPORE	2,670.93	10,869	498,561	13,735
	TAIWAN (REP. OF CHINA)	24,061.40	15,205	697,453	16,361
	UNITED ARAB EMIRATES, N.E.S.	327.59	4,769	218,754	4,902
	UNITED STATES OF AMERICA	1,598.94	6,136	281,459	8,197
	VIETNAM	31,412.56	14,465	663,510	15,137
401290	Other retreaded or used pneumatic tyres, of rubber	4,290,973.23	7,685,406	352,529,572	8,116,711
	AUSTRALIA	110.08	2,198	100,822	2,336
	BELGIUM	19,382.63	9,003	412,967	11,803
	BRAZIL	85.80	3,057	140,225	3,266
	FRANCE	1,492.28	9,232	423,472	9,482
	GERMANY	358.18	7,441	341,318	7,803
	INDIA	902,019.51	490,942	22,519,510	543,284
	INDONESIA	74,754.58	37,714	1,729,941	40,026
	ITALY	426.49	2,599	119,216	2,747
	JAPAN	38,712.65	3,714,398	170,379,436	3,893,369
	MALAYSIA	123,600.26	285,928	13,115,517	305,194
	PEOPLE'S REPUBLIC OF CHINA	2,644,623.30	2,397,160	109,957,731	2,514,490
	REPUBLIC OF KOREA	106,380.50	73,479	3,370,481	77,168
	SINGAPORE	58,368.94	72,607	3,330,482	79,118
	SRI LANKA (CEYLON)	79,060.69	123,911	5,683,798	130,180
	SWEDEN	2.51	66	3,027	71
	TAIWAN (REP. OF CHINA)	372.41	10,505	481,864	11,929
	THAILAND	167,593.22	292,183	13,402,435	309,816
	UNITED STATES OF AMERICA	14,068.26	115,936	5,317,985	135,410
	VIETNAM	59,560.94	37,047	1,699,345	39,219
4013	Inner tubes, of rubber.	6,508,648.21	4,306,015	197,516,912	4,570,711
401310	Inner tubes, of rubber, of a kind used on motor cars (including station wagons and racing cars), buses or lorries	1,047,992.93	1,110,963	50,959,873	1,154,555
	AUSTRALIA	342.21	3,458	158,618	3,914
	FRANCE	1,085.27	12,546	575,485	12,981
	HONG KONG, CHINA	9.64	334	15,321	343
	INDIA	21,477.83	8,855	406,179	12,356
	ITALY	1,105.44	10,291	472,048	10,313
	JAPAN	2,166.02	16,113	739,104	18,642
	NETHERLANDS	1.67	145	6,651	152
	PEOPLE'S REPUBLIC OF CHINA	123,118.73	51,579	2,365,928	56,892
	REPUBLIC OF KOREA	386,712.87	463,435	21,257,763	480,475
	ROMANIA	316.45	3,652	167,517	3,757
	SINGAPORE	5,005.30	2,658	121,922	3,134
	SPAIN	8.86	1,279	58,668	1,328
	THAILAND	51,336.39	183,878	8,434,484	188,857
	VIETNAM	455,306.25	352,740	16,180,185	361,411
401320	Inner tubes, of rubber, of a kind used on bicycles	184,403.70	108,425	4,973,454	117,985
	FRANCE	491.45	2,224	102,015	2,376
	GERMANY	5,993.35	5,715	262,147	6,025
	INDONESIA	2,528.12	3,862	177,150	4,021
	ITALY	15.03	167	7,660	179
	JAPAN	333.43	1,655	75,915	1,809
	PEOPLE'S REPUBLIC OF CHINA	139,857.78	70,349	3,226,908	77,319
	REPUBLIC OF KOREA	20,279.28	7,951	364,712	8,563
	TAIWAN (REP. OF CHINA)	11,055.15	10,441	478,929	11,091
	THAILAND	3,850.11	6,061	278,018	6,602
401390	Other inner tubes, of rubber	5,276,251.58	3,086,627	141,583,585	3,298,171
	AUSTRIA	56,173.98	32,284	1,480,867	35,710
	DEMOCRATIC PEOPLE'S REP. OF KOREA	32,662.05	14,379	659,564	15,287
	GERMANY	102.35	14,070	645,391	14,824

TABLE 8 - Continued

PSCC CODE	COMMODITY AND COUNTRY OF ORIGIN	GROSS WEIGHT (GK)	FOB VALUE		CIF DOLLARS
			DOLLARS	PESOS	
	HONG KONG, CHINA	11,599.81	8,625	395,629	8,658
	INDIA	382,949.93	251,243	11,524,516	281,775
	INDONESIA	76,436.71	40,827	1,872,735	43,696
	ITALY	27.48	5,661	259,670	6,049
	JAPAN	47,456.59	669,577	30,713,498	717,983
	MALAYSIA	7,728.51	8,208	376,501	8,899
	NETHERLANDS	124.64	4,724	216,690	4,942
	PEOPLE'S REPUBLIC OF CHINA	2,741,881.57	1,097,529	50,343,657	1,170,545
	REPUBLIC OF KOREA	650,443.09	309,284	14,186,858	329,276
	SINGAPORE	637.07	11,257	516,359	11,842
	TAIWAN (REP. OF CHINA)	47,865.52	41,168	1,888,376	43,192
	THAILAND	1,074,191.60	393,051	18,029,250	409,575
	UK OF GREAT BRITAIN AND N. IRELAND	159.40	7,343	336,823	7,380
	UNITED STATES OF AMERICA	320.34	57,132	2,620,645	60,217
	VIETNAM	145,490.94	120,265	5,516,556	128,321
4014	Hygienic or pharmaceutical articles (including teats), of vulcanised rubber other than hard rubber, with or without fittings of hard rubber.	730,532.07	5,993,429	274,918,588	6,294,083
401410	Sheath contraceptives (condom)	306,572.68	3,231,772	148,241,382	3,361,610
	HONG KONG, CHINA	6,032.82	66,463	3,048,658	66,754
	INDIA	140,311.65	793,932	36,417,661	823,463
	JAPAN	129.08	3,361	154,169	3,591
	MALAYSIA	117,859.00	1,183,523	54,288,200	1,224,096
	PEOPLE'S REPUBLIC OF CHINA	12,443.15	104,979	4,815,387	110,646
	SINGAPORE	1,852.95	22,494	1,031,800	24,098
	TAIWAN (REP. OF CHINA)	419.25	11,946	547,963	12,272
	THAILAND	27,524.78	1,045,074	47,937,544	1,096,690
401490	Other hygienic or pharmaceutical articles, of vulcanized rubber other than hard rubber, with or without fittings or hard rubber	423,959.39	2,761,657	126,677,206	2,932,473
	FRANCE	15,897.87	114,008	5,229,547	127,571
	GERMANY	211.49	4,157	190,682	4,321
	HONG KONG, CHINA	3,281.04	5,613	257,468	5,833
	INDIA	11,901.89	55,822	2,560,555	57,897
	ITALY	8,362.66	16,202	743,186	17,334
	JAPAN	73,589.30	1,200,851	55,083,034	1,229,810
	MALAYSIA	28,997.82	23,401	1,073,404	23,929
	PAKISTAN, ISLAMIC REP. OF	731.72	477	21,880	510
	PEOPLE'S REPUBLIC OF CHINA	184,463.88	344,192	15,788,088	367,700
	REPUBLIC OF KOREA	9,934.12	551,302	25,288,223	619,197
	SINGAPORE	48,330.82	175,476	8,049,084	188,790
	TAIWAN (REP. OF CHINA)	13,232.85	142,474	6,535,282	147,207
	THAILAND	2,837.40	3,311	151,875	3,761
	TURKEY	156.49	2,824	129,537	3,566
	UK OF GREAT BRITAIN AND N. IRELAND	33.02	1,179	54,081	1,253
	UNITED STATES OF AMERICA	21,926.59	120,055	5,506,923	133,432
	VIETNAM	70.43	313	14,357	362
4015	Articles of apparel and clothing accessories (including gloves, mittens and mitts), for all purposes, of vulcanised rubber other than hard rubber.	4,242,913.76	9,611,358	440,872,992	10,063,676
401511	Surgical gloves	1,471,637.80	2,809,109	128,853,828	2,896,692
	CANADA	0.74	59	2,706	70
	GERMANY	0.10	28	1,284	30
	HONG KONG, CHINA	49,161.72	34,645	1,589,166	35,360
	INDIA	29,620.66	65,252	2,993,109	66,995
	JAPAN	15,641.45	65,431	3,001,320	70,037
	MALAYSIA	845,653.02	1,610,287	73,863,865	1,658,285
	NETHERLANDS	14.54	214	9,816	229
	PEOPLE'S REPUBLIC OF CHINA	214,378.82	297,456	13,644,307	312,762
	REPUBLIC OF KOREA	1,048.12	5,420	248,615	5,429
	TAIWAN (REP. OF CHINA)	56,992.18	41,532	1,905,073	43,137
	THAILAND	259,069.63	687,077	31,516,222	702,552
	UK OF GREAT BRITAIN AND N. IRELAND	13.36	1,404	64,401	1,488
	UNITED STATES OF AMERICA	43.46	304	13,944	318
401519	Gloves (other than surgical)	1,940,812.97	5,811,973	266,595,203	6,109,003

TABLE 8 - Continued

PSCC CODE	COMMODITY AND COUNTRY OF ORIGIN	GROSS WEIGHT (GK)	FOB VALUE		CIF DOLLARS
			DOLLARS	PESOS	
	AUSTRALIA	432.63	45,152	2,071,122	46,118
	CANADA	1.66	133	6,101	142
	DEMOCRATIC PEOPLE'S REP. OF KOREA	2,598.49	30,664	1,406,558	30,742
	DENMARK	27.63	1,763	80,869	1,801
	FRANCE	80.04	4,061	186,278	4,188
	HONG KONG, CHINA	40,833.45	43,107	1,977,318	46,163
	INDONESIA	30.88	1,946	89,263	2,013
	ITALY	769.64	2,829	129,766	3,187
	JAPAN	8,637.71	84,924	3,895,464	92,626
	MALAYSIA	739,067.73	3,704,593	169,929,681	3,869,810
	NETHERLANDS	284.00	284	13,027	338
	PAKISTAN, ISLAMIC REP. OF	2,860.72	4,225	193,801	4,749
	PEOPLE'S REPUBLIC OF CHINA	854,895.89	868,656	39,845,251	915,338
	REPUBLIC OF KOREA	14,772.21	317,384	14,558,404	337,584
	SINGAPORE	13,451.50	107,626	4,936,805	122,244
	SPAIN	96.48	2,478	113,666	2,811
	SRI LANKA (CEYLON)	73,999.65	206,662	9,479,586	211,705
	TAIWAN (REP. OF CHINA)	13,218.92	35,804	1,642,329	38,242
	THAILAND	162,888.14	248,236	11,386,585	264,647
	UK OF GREAT BRITAIN AND N. IRELAND	82.51	2,075	95,180	2,813
	UNITED ARAB EMIRATES, N.E.S.	40.99	265	12,156	276
	UNITED STATES OF AMERICA	5,074.02	89,073	4,085,779	100,732
	VIETNAM	6,668.08	10,033	460,214	10,734
401590	Other articles of apparel and clothing accessories, for all purposes, of vulcanized rubber other than hard rubber	830,462.99	990,276	45,423,961	1,057,981
	AUSTRALIA	41.99	2,037	93,438	2,200
	FRANCE	0.87	40	1,835	50
	GERMANY	166.99	5,244	240,543	5,455
	HONG KONG, CHINA	13,131.20	53,809	2,468,219	57,071
	INDIA	567.54	1,041	47,751	1,084
	JAPAN	2,848.82	16,429	753,598	17,930
	MALAYSIA	424,840.01	357,932	16,418,340	376,869
	NETHERLANDS	3.55	568	26,054	584
	NEW ZEALAND	1.56	346	15,871	369
	PAKISTAN, ISLAMIC REP. OF	527.93	1,152	52,842	1,229
	PEOPLE'S REPUBLIC OF CHINA	205,877.77	241,563	11,080,495	259,959
	REPUBLIC OF KOREA	2,299.21	12,854	589,612	13,660
	SINGAPORE	13,986.31	82,092	3,765,560	86,505
	SPAIN	101,010.00	22,533	1,033,589	23,456
	SRI LANKA (CEYLON)	35,791.68	39,879	1,829,250	42,879
	SWITZERLAND	2.42	170	7,798	178
	TAIWAN (REP. OF CHINA)	6,350.83	3,385	155,270	3,624
	THAILAND	8,822.25	62,697	2,875,911	71,722
	TURKEY	262.20	20,999	963,225	21,891
	UK OF GREAT BRITAIN AND N. IRELAND	821.78	11,469	526,083	11,735
	UNITED STATES OF AMERICA	2,974.85	40,594	1,862,046	45,367
	VIETNAM	10,133.23	13,443	616,631	14,164
4016	Other articles of vulcanised rubber other than hard rubber.	13,217,194.00	78,554,660	3,603,302,259	83,495,628
401610	Articles of unhardened cellular rubber	57,504.55	442,999	20,320,365	466,368
	AUSTRALIA	51.31	2,711	124,354	3,012
	GERMANY	137.53	5,553	254,716	5,903
	HONG KONG, CHINA	696.08	1,126	51,650	1,187
	ISRAEL	0.77	129	5,917	134
	JAPAN	4,615.63	296,221	13,587,657	306,061
	MALAYSIA	21,586.67	20,508	940,702	22,110
	PEOPLE'S REPUBLIC OF CHINA	27,514.00	69,213	3,174,800	74,349
	REPUBLIC OF KOREA	384.02	953	43,714	1,000
	SINGAPORE	375.17	16,195	742,865	17,094
	TAIWAN (REP. OF CHINA)	188.13	8,410	385,767	9,027
	THAILAND	44.98	360	16,513	462
	UK OF GREAT BRITAIN AND N. IRELAND	89.72	2,994	137,335	4,405
	UNITED ARAB EMIRATES, N.E.S.	69.17	55	2,523	1,591
	UNITED STATES OF AMERICA	1,751.37	18,571	851,852	20,033
401691	Floor coverings and mats, of unhardened non-cellular vulcanized rubber	3,693,320.45	4,774,102	218,988,059	5,196,974
	AUSTRALIA	28,977.69	293,165	13,447,478	303,188
	AUSTRIA	61.67	331	15,183	369

TABLE 8 - Continued

PSCC CODE	COMMODITY AND COUNTRY OF ORIGIN	GROSS WEIGHT (GK)	FOB VALUE		CIF DOLLARS
			DOLLARS	PESOS	
	BELGIUM	152.02	883	40,503	1,039
	CANADA	826.29	795	36,467	822
	CZECH REPUBLIC (CZECHOSLOVAKIA)	3.32	123	5,642	139
	DEMOCRATIC PEOPLE'S REP. OF KOREA	1,199.89	5,301	243,157	5,314
	FRANCE	4,388.88	70,214	3,220,716	109,265
	GERMANY	25,983.65	148,444	6,809,126	154,620
	HONG KONG, CHINA	118,559.68	601,346	27,583,741	693,564
	INDIA	22,061.83	21,680	994,462	22,441
	INDONESIA	31,547.62	335,092	15,370,670	358,172
	ITALY	63,743.86	28,760	1,319,221	31,891
	JAPAN	47,501.24	298,301	13,683,067	322,225
	MACAU	929.43	3,698	169,627	4,396
	MALAYSIA	90,933.74	124,768	5,723,108	129,021
	MEXICO	16.13	5,303	243,249	5,603
	PAKISTAN, ISLAMIC REP. OF	1,072.53	1,686	77,337	1,928
	PEOPLE'S REPUBLIC OF CHINA	2,831,524.09	2,073,533	95,112,958	2,200,177
	REPUBLIC OF KOREA	115,556.39	189,157	8,676,632	210,171
	SAUDI ARABIA	6,362.16	53,399	2,449,412	67,921
	SINGAPORE	36,353.21	154,854	7,103,153	173,071
	SPAIN	822.87	7,181	329,392	11,920
	SWEDEN	875.57	9,307	426,912	9,794
	TAIWAN (REP. OF CHINA)	117,766.95	154,719	7,096,961	164,309
	THAILAND	15,794.22	28,519	1,308,166	30,162
	TURKEY	1,606.31	7,153	328,109	7,614
	UK OF GREAT BRITAIN AND N. IRELAND	33,758.29	51,883	2,379,874	61,636
	UNITED ARAB EMIRATES, N.E.S.	81.57	368	16,880	379
	UNITED STATES OF AMERICA	94,859.35	104,139	4,776,856	115,823
401692	Erasers (pencil), of unhardened non-cellular vulcanized rubber	406,612.77	521,218	23,908,270	535,322
	CZECH REPUBLIC (CZECHOSLOVAKIA)	127.38	994	45,595	1,022
	FRANCE	755.47	5,476	251,184	5,603
	GERMANY	2,672.38	55,010	2,523,309	55,243
	HONG KONG, CHINA	5,123.73	21,584	990,058	22,245
	INDIA	8,899.75	16,875	774,056	17,279
	ITALY	1.69	598	27,430	618
	JAPAN	1,668.70	21,191	972,031	21,762
	MALAYSIA	21,220.14	59,102	2,711,009	59,964
	PEOPLE'S REPUBLIC OF CHINA	350,214.74	275,378	12,631,589	285,460
	REPUBLIC OF KOREA	1,293.03	998	45,778	1,049
	SINGAPORE	31.37	2,658	121,922	2,748
	SRI LANKA (CEYLON)	1,345.40	778	35,687	800
	SWEDEN	19.88	2,287	104,905	2,972
	TAIWAN (REP. OF CHINA)	1,458.20	2,640	121,097	2,693
	THAILAND	11,304.56	51,678	2,370,470	51,706
	UK OF GREAT BRITAIN AND N. IRELAND	133.44	3,256	149,353	3,362
	UNITED STATES OF AMERICA	342.91	715	32,797	796
401693	Gaskets, washers and other seals, of unhardened non-cellular vulcanized rubber	2,065,720.18	30,822,183	1,413,813,535	32,454,115
	ANDORRA	0.84	108	4,954	115
	AUSTRALIA	24,725.66	302,338	13,868,244	316,092
	AUSTRIA	1,830.76	65,003	2,981,687	68,223
	BELGIUM	9,366.77	190,723	8,748,464	200,888
	BRAZIL	10,659.27	11,856	543,835	13,372
	CANADA	415.05	38,302	1,756,913	40,086
	CHILE	7.88	3,760	172,471	3,848
	CROATIA	1.18	32	1,468	35
	CYPRUS	1.32	353	16,192	362
	CZECH REPUBLIC (CZECHOSLOVAKIA)	40.80	2,446	112,198	3,073
	DEMOCRATIC PEOPLE'S REP. OF KOREA	5.59	242	11,101	249
	DENMARK	1,076.27	102,021	4,679,704	112,358
	FINLAND	24.84	3,802	174,398	4,133
	FRANCE	15,466.60	408,273	18,727,482	435,025
	GERMANY	34,448.07	1,676,579	76,904,678	1,767,208
	GREECE	1.25	148	6,789	154
	HONG KONG, CHINA	47,752.45	1,118,939	51,325,732	1,187,592
	INDIA	14,121.70	83,613	3,835,328	89,769
	INDONESIA	30,592.66	259,870	11,920,237	277,485
	IRELAND	109.90	1,627	74,631	1,780
	ISRAEL	78.57	28,806	1,321,331	33,444
	ITALY	13,322.18	448,952	20,593,428	458,613
	JAMAICA (EXCLUDES CAYMAN IS., TURKS, CAICOS)	6.09	2,089	95,822	2,182

TABLE 8 - Continued

PSCC CODE	COMMODITY AND COUNTRY OF ORIGIN	GROSS WEIGHT (GK)	FOB VALUE		CIF
			DOLLARS	PESOS	DOLLARS
	JAPAN	532,314.59	11,786,538	540,648,498	12,319,428
	KENYA	346.36	3,594	164,857	3,744
	LUXEMBOURG	0.21	36	1,651	39
	MALAYSIA	33,746.65	256,863	11,782,306	278,596
	MEXICO	139.29	14,839	680,665	16,084
	MYANMAR, UNION OF (BURMA)	117.01	11,896	545,670	11,939
	NETHERLANDS	20,725.54	445,575	20,438,525	467,386
	NETHERLANDS ANTILLES	599.37	16,784	769,882	22,088
	NEW ZEALAND	22.22	35,807	1,642,467	37,026
	NORWAY	62.77	9,751	447,278	11,358
	PEOPLE'S REPUBLIC OF CHINA	603,325.16	2,679,962	122,929,857	2,773,355
	POLAND	447.79	21,317	977,811	24,204
	PUERTO RICO	1,240.67	12,057	553,055	12,313
	REPUBLIC OF KOREA	21,729.93	629,156	28,859,386	666,555
	ROMANIA	78.78	1,872	85,869	1,936
	SAUDI ARABIA	34.97	3,781	173,434	3,936
	SINGAPORE	191,218.31	3,577,738	164,110,843	3,776,050
	SLOVAK REPUBLIC (SLOVAKIA)	2.03	261	11,972	268
	SOUTH AFRICA, REP. OF	890.18	15,302	701,903	15,536
	SPAIN	177.25	20,444	937,767	21,672
	SRI LANKA (CEYLON)	7.51	1,046	47,980	1,143
	SWEDEN	9,208.94	329,076	15,094,716	354,169
	SWITZERLAND	4,608.35	596,206	27,347,969	609,610
	TAIWAN (REP. OF CHINA)	141,740.01	515,718	23,655,985	544,839
	THAILAND	163,871.01	1,935,712	88,791,110	2,072,467
	TURKEY	325.69	1,360	62,383	1,404
	UK OF GREAT BRITAIN AND N. IRELAND	3,771.41	245,709	11,270,671	260,703
	UNITED ARAB EMIRATES, N.E.S.	1,766.56	122,140	5,602,562	125,878
	UNITED STATES OF AMERICA	118,900.47	2,761,243	126,658,216	2,981,280
	VIETNAM	10,245.45	20,518	941,160	23,023
401694	Boat of dock fenders, whether or not inflatable	386,874.17	1,390,269	63,771,640	1,494,316
	AUSTRALIA	106.69	1,394	63,943	1,957
	GERMANY	192.05	1,002	45,962	1,170
	JAPAN	46,697.00	179,426	8,230,271	183,170
	MALAYSIA	4,835.25	12,894	591,448	15,144
	NETHERLANDS	90.71	1,007	46,191	1,036
	PEOPLE'S REPUBLIC OF CHINA	327,024.54	1,078,701	49,480,015	1,167,194
	REPUBLIC OF KOREA	363.97	36,747	1,685,585	37,820
	SINGAPORE	7,066.54	74,829	3,432,406	81,787
	TAIWAN (REP. OF CHINA)	17.17	586	26,880	631
	UNITED STATES OF AMERICA	237.33	712	32,659	843
	VIETNAM	242.92	2,971	136,280	3,564
401695	Other inflatable articles	354,167.02	488,367	22,401,397	518,084
	AUSTRALIA	48.50	7,311	335,356	7,323
	AUSTRIA	20.87	1,032	47,338	1,374
	CANADA	39.68	2,748	126,051	2,759
	FINLAND	12.18	501	22,981	531
	GERMANY	1,002.98	76,691	3,517,816	79,321
	HONG KONG, CHINA	702.99	528	24,219	568
	INDIA	2,074.36	2,402	110,180	2,695
	JAPAN	184.48	1,703	78,117	2,013
	MALAYSIA	7,523.36	5,804	266,229	5,847
	NETHERLANDS	11.48	732	33,577	847
	PEOPLE'S REPUBLIC OF CHINA	253,713.65	297,471	13,644,995	320,018
	REPUBLIC OF KOREA	5,737.56	10,749	493,057	10,884
	SINGAPORE	4.17	1,587	72,796	1,725
	SLOVENIA	92.82	5,056	231,919	5,380
	THAILAND	81,807.37	37,299	1,710,905	37,523
	UK OF GREAT BRITAIN AND N. IRELAND	79.13	18,157	832,862	18,900
	UNITED STATES OF AMERICA	431.00	17,065	782,772	18,802
	VIETNAM	680.44	1,531	70,227	1,574
401699	Other articles of vulcanized rubber other than hard rubber	6,252,994.86	40,115,522	1,840,098,993	42,830,449
	ANDORRA	0.83	675	30,962	721
	AUSTRALIA	15,176.19	353,320	16,206,788	386,238
	AUSTRIA	400.27	10,895	499,753	13,854
	BELGIUM	18,811.62	235,479	10,801,422	244,382
	CAMBODIA (DEMOCRATIC KAMPUCHEA)	137.67	142	6,514	157

TABLE 8 - Continued

PSCC CODE	COMMODITY AND COUNTRY OF ORIGIN	GROSS WEIGHT (GK)	FOB VALUE		CIF
			DOLLARS	PESOS	DOLLARS
	CANADA	7.16	289	13,256	301
	CZECH REPUBLIC (CZECHOSLOVAKIA)	4.18	372	17,064	416
	DENMARK	664.11	5,386	247,056	5,813
	FINLAND	37.95	4,153	190,498	4,472
	FRANCE	132,508.68	1,200,143	55,050,559	1,259,667
	GERMANY	32,335.37	596,632	27,367,511	636,531
	HONG KONG, CHINA	143,186.36	2,228,491	102,220,882	2,356,816
	HUNGARY	8.95	1,679	77,016	1,783
	INDIA	535,176.74	2,304,053	105,686,912	2,640,348
	INDONESIA	94,270.75	890,501	40,847,282	991,771
	IRELAND	46.63	2,638	121,005	2,795
	ISRAEL	2,095.67	22,082	1,012,901	24,810
	ITALY	15,224.84	409,481	18,782,894	429,126
	JAPAN	963,313.03	11,892,589	545,513,056	12,646,270
	JORDAN	95.77	2,201	100,960	2,351
	KENYA	24.35	300	13,761	314
	MALAYSIA	234,858.15	1,139,895	52,286,983	1,242,737
	MEXICO	259.32	5,828	267,330	6,609
	MYANMAR, UNION OF (BURMA)	1.74	188	8,624	218
	NETHERLANDS	1,357.02	110,401	5,064,094	119,610
	PEOPLE'S REPUBLIC OF CHINA	2,071,752.42	6,655,319	305,279,482	7,028,688
	POLAND	14.24	934	42,842	997
	PORTUGAL	10,647.56	107,887	4,948,777	110,495
	REPUBLIC OF KOREA	85,752.73	668,925	30,683,587	727,677
	SINGAPORE	133,350.26	1,434,189	65,786,249	1,525,628
	SLOVAK REPUBLIC (SLOVAKIA)	17,166.43	189,573	8,695,713	193,959
	SOUTH AFRICA, REP. OF	20.01	241	11,055	260
	SPAIN	278.70	159,232	7,303,972	165,100
	SWEDEN	915.84	24,712	1,133,539	26,786
	SWITZERLAND	515.60	28,375	1,301,561	30,624
	TAIWAN (REP. OF CHINA)	144,562.97	532,314	24,417,245	563,698
	THAILAND	1,392,371.28	7,315,022	335,540,059	7,759,738
	TURKEY	2,315.25	30,510	1,399,493	31,684
	UK OF GREAT BRITAIN AND N. IRELAND	3,747.69	113,730	5,216,796	120,233
	UNITED ARAB EMIRATES, N.E.S.	262.65	644	29,541	729
	UNITED STATES OF AMERICA	46,593.82	878,004	40,274,044	937,145
	VIETNAM	152,724.06	558,098	25,599,955	588,898
4017	Hard rubber (for example, ebonite) in all forms, including waste and scrap; articles of hard rubber.	398,653.08	1,410,710	64,709,267	1,528,292
401700	Hard rubber (for example, ebonite) in all forms, including waste and scrap; articles of hard rubber	398,653.08	1,410,710	64,709,267	1,528,292
	AUSTRALIA	593.92	11,133	510,671	12,815
	BELGIUM	3.34	883	40,503	941
	CYPRUS	0.05	27	1,238	31
	CZECH REPUBLIC (CZECHOSLOVAKIA)	9.18	177	8,119	265
	DENMARK	677.57	18,688	857,219	23,373
	GEORGIA	101,120.93	120,493	5,527,013	131,289
	GERMANY	1,036.41	14,445	662,593	14,916
	HONG KONG, CHINA	902.45	20,791	953,683	21,582
	INDIA	14,850.05	111,594	5,118,818	135,199
	JAPAN	29,659.14	305,949	14,033,880	322,476
	MALAYSIA	28.47	11,797	541,128	12,798
	PEOPLE'S REPUBLIC OF CHINA	118,559.24	207,208	9,504,630	219,420
	REPUBLIC OF KOREA	22,732.17	52,609	2,413,174	60,300
	SINGAPORE	9,168.53	140,277	6,434,506	145,139
	SPAIN	1,347.80	64,928	2,978,247	66,655
	SWEDEN	18.20	1,501	68,851	1,768
	SWITZERLAND	10.58	224	10,275	270
	TAIWAN (REP. OF CHINA)	13,659.55	112,027	5,138,679	131,010
	TURKEY	170.00	245	11,238	275
	UK OF GREAT BRITAIN AND N. IRELAND	1.33	45	2,064	47
	UNITED STATES OF AMERICA	84,104.17	215,669	9,892,738	227,723

TABLE 8 - *Continued*

PSCC CODE	COMMODITY AND COUNTRY OF ORIGIN	GROSS WEIGHT (GK)	FOB VALUE		CIF
			DOLLARS	PESOS	DOLLARS
41	Raw hides and skins (other than furskins) and leather	4,966,870.62	87,415,321	4,009,740,776	91,922,976
4101	Raw hides and skins of bovine (including buffalo) or equine animals (fresh, or salted, dried, limed, pickled or otherwise preserved, but not tanned, parchment-dressed or further prepared), whether or not dehaired or split.	301,319.62	363,711	16,683,424	385,229
410120	Whole hides and skins, of a weight per skin not exceeding 8 kg when simply dried, 10 kg when dry-salted, or 16 kg when fresh, wet-salted or otherwise preserved	2,894.16	5,099	233,891	5,420
	TAIWAN (REP. OF CHINA)	2,894.16	5,099	233,891	5,420
410150	Whole hides and skins, of a weight exceeding 16 kg	186,208.57	244,170	11,200,078	260,430
	AUSTRALIA	36,186.37	57,043	2,616,562	60,945
	DOMINICAN REPUBLIC	42,457.94	43,165	1,979,979	51,799
	JAPAN	13,442.47	29,447	1,350,734	30,755
	REPUBLIC OF KOREA	94,121.79	114,515	5,252,803	116,931
410190	Other raw hides and skins of bovine or equine animals, including butts, bends and bellies	112,216.89	114,442	5,249,455	119,379
	CANADA	18,103.84	25,917	1,188,813	26,032
	FRANCE	5.19	196	8,991	218
	ITALY	94,107.86	88,329	4,051,651	93,129
4103	Other raw hides and skins (fresh, or salted, dried, limed, pickled or otherwise preserved, but not tanned, parchment-dressed or further prepared), whether or not dehaired or split, other than those excluded by Note 1(b) or Note 1(c) to this Chapter.	106,873.37	947,526	43,463,018	964,335
410310	Goat or kid skins, raw, whether or not dehaired or split	599.96	75,791	3,476,533	76,234
	FRANCE	7.91	330	15,137	391
	ITALY	587.86	75,332	3,455,479	75,631
	JAPAN	4.19	129	5,917	212
410320	Reptile skins, raw, whether or not dehaired or split	66.34	1,252	57,429	1,364
	ITALY	6.34	877	40,228	963
	PEOPLE'S REPUBLIC OF CHINA	60.00	375	17,201	401
410330	Swine skins, raw, whether or not dehaired or split	101,381.55	175,051	8,029,590	183,992
	ITALY	13.43	1,647	75,548	1,652
	JAPAN	97,316.31	95,754	4,392,236	102,368
	REPUBLIC OF KOREA	4,051.81	77,650	3,561,806	79,972
410390	Other raw hides and skins, n.e.s., whether or not dehaired or split	4,825.52	695,432	31,899,466	702,745
	FRANCE	263.91	36,923	1,693,658	36,952
	HONG KONG, CHINA	0.78	825	37,843	859
	INDIA	95.71	9,010	413,289	9,010
	ITALY	4,281.54	633,866	29,075,433	640,534
	PAKISTAN, ISLAMIC REP. OF	69.61	4,960	227,515	4,960
	PEOPLE'S REPUBLIC OF CHINA	66.14	4,237	194,351	4,503
	THAILAND	47.83	5,611	257,377	5,927
4104	Tanned or crust hides and skins of bovine (including buffalo) or equine animals, without hair on, whether or not split, but not further prepared.	937,999.77	20,201,574	926,646,199	21,002,956
410411	Tanned or crust hides and skins of bovine or equine animals, without hair on, full grains, unsplit; grain splits, in the wet state (including wet-blue)	36,652.99	137,500	6,307,125	142,676
	BRAZIL	34,596.08	131,520	6,032,822	136,682
	VIETNAM	2,056.91	5,980	274,303	5,994
410419	Tanned or crust hides and skins of bovine or equine animals, without hair on, other than of item 410411, in the wet state (including wet-blue)	895,707.87	19,831,112	909,653,108	20,613,564

**RAW HIDES AND SKINS, LEATHER, FURSKINS, AND ARTICLES THEREOF; SADDLERY AND HARNESS;
TRAVEL GOODS, HANDBAGS AND SIMILAR CONTAINERS; ARTICLES OF ANIMAL GUT
(OTHER THAN SILK-WORM GUT)**

TABLE 8 - *Continued*

PSCC CODE	COMMODITY AND COUNTRY OF ORIGIN	GROSS WEIGHT (GK)	FOB VALUE		CIF
			DOLLARS	PESOS	DOLLARS
	BANGLADESH	3,043.09	1,927	88,391	2,054
	BRAZIL	76,052.86	1,152,962	52,886,367	1,190,488
	FRANCE	476.33	70,506	3,234,110	76,082
	HONG KONG, CHINA	15,745.23	212,021	9,725,403	220,251
	INDIA	1,781.79	74,275	3,406,995	80,929
	ITALY	25,389.18	590,643	27,092,794	642,992
	JAPAN	62,835.37	2,410,401	110,565,094	2,503,438
	MACAU	5.82	148	6,789	168
	NETHERLANDS	5,059.35	248,275	11,388,375	253,312
	PAKISTAN, ISLAMIC REP. OF	16,843.27	320,006	14,678,675	333,679
	PEOPLE'S REPUBLIC OF CHINA	105,084.26	1,828,969	83,894,808	1,879,004
	REPUBLIC OF KOREA	203,585.99	4,706,669	215,894,907	4,894,662
	SPAIN	100.77	7,477	342,970	7,989
	TAIWAN (REP. OF CHINA)	339,916.79	6,962,715	319,379,737	7,233,059
	THAILAND	7,616.25	180,955	8,300,406	187,675
	UK OF GREAT BRITAIN AND N. IRELAND	380.60	34,492	1,582,148	36,600
	UNITED STATES OF AMERICA	26,667.37	902,509	41,398,088	939,580
	VIETNAM	5,123.55	126,162	5,787,051	131,602
410449	Tanned or crust hides and skins of bovine or equine animals, without hair on, other than item 410441, in the dry state (including wet-blue)	5,638.91	232,962	10,685,966	246,716
	ARGENTINA	1,724.82	86,424	3,964,269	86,613
	BRAZIL	1,972.33	57,897	2,655,735	58,094
	FRANCE	7.77	1,048	48,072	1,091
	ITALY	10.18	905	41,512	967
	THAILAND	1,594.69	74,736	3,428,140	87,770
	UNITED STATES OF AMERICA	329.12	11,952	548,238	12,181
4105	Tanned or crust skins of sheep or lambs, without wool on, whether or not split, but not further prepared.	6,392.77	771,897	35,406,916	806,753
410510	Tanned or crust skins of sheep or lambs, in the wet state (including wet-Blue), without hair on, whether or not split, but not further prepared	6,392.77	771,897	35,406,916	806,753
	INDIA	327.16	19,168	879,236	20,682
	ITALY	5,384.25	725,656	33,285,841	757,178
	JAPAN	385.32	4,218	193,480	4,235
	PAKISTAN, ISLAMIC REP. OF	255.15	18,965	869,925	20,232
	URUGUAY	40.89	3,890	178,434	4,426
4106	Tanned or crust hides and skins of other animals, without wool or hair on, whether or not split, but not further prepared.	161,027.33	349,974	16,053,308	366,908
410631	Tanned or crust skins of swine, in the wet state (including wet-Blue), without hair on, whether or not split, but not further prepared	157,726.98	191,954	8,804,930	194,018
	JAPAN	157,726.98	191,954	8,804,930	194,018
410640	Tanned or crust skins of reptiles, without hair on, whether or not split, but not further prepared	735.52	49,901	2,288,958	51,632
	ITALY	99.19	31,981	1,466,968	33,698
	TAIWAN (REP. OF CHINA)	636.33	17,920	821,990	17,934
410691	Tanned or crust skins of other animals, in the wet state (including wet-Blue), without hair on, whether or not split, but not further prepared	378.31	14,891	683,051	15,720
	ITALY	40.89	13,726	629,612	14,517
	JAPAN	337.42	1,165	53,439	1,203
410692	Tanned or crust skins of other animals, in the dry state (crust), without hair on, whether or not split, but not further prepared	2,186.52	93,228	4,276,369	105,538
	HONG KONG, CHINA	462.19	31,016	1,422,704	31,059
	INDIA	3.33	25	1,147	27
	SPAIN	1,721.00	62,187	2,852,518	74,452

TABLE 8 - Continued

PSCC CODE	COMMODITY AND COUNTRY OF ORIGIN	GROSS WEIGHT (GK)	FOB VALUE		CIF
			DOLLARS	PESOS	DOLLARS
4107	Leather further prepared after tanning or crusting, including parchment-dressed leather, of bovine (including buffalo) or equine animals, without hair on, whether or not split, other than leather of heading 41.14.	1,912,207.29	41,715,941	1,913,510,216	44,264,709
410711	Tanned or crust hides and skins of bovine or equine animals, without hair on, full grains, unsplit	48,947.91	766,636	35,165,595	799,569
	GERMANY	1.79	174	7,981	204
	HONG KONG, CHINA	7,889.03	196,682	9,021,803	210,139
	INDIA	13,898.67	18,019	826,532	19,271
	INDONESIA	519.47	12,965	594,705	12,965
	ITALY	284.86	30,461	1,397,246	33,240
	JAPAN	4,127.09	132,923	6,097,178	139,833
	PEOPLE'S REPUBLIC OF CHINA	6,567.64	223,414	10,248,001	223,663
	REPUBLIC OF KOREA	4,241.09	126,467	5,801,041	131,125
	TAIWAN (REP. OF CHINA)	10,754.97	9,562	438,609	10,332
	THAILAND	13.05	596	27,339	644
	UNITED STATES OF AMERICA	650.25	15,373	705,160	18,153
410712	Tanned or crust hides and skins of bovine or equine animals, without hair on, grain splits	10,367.39	227,065	10,415,471	240,537
	FRANCE	0.83	537	24,632	610
	HONG KONG, CHINA	37.57	7,530	345,401	8,536
	INDONESIA	610.98	12,322	565,210	13,126
	ITALY	160.14	6,534	299,715	8,094
	PEOPLE'S REPUBLIC OF CHINA	9.94	116	5,321	161
	REPUBLIC OF KOREA	1,493.18	22,958	1,053,083	24,310
	SPAIN	117.13	4,068	186,599	4,265
	TAIWAN (REP. OF CHINA)	4,227.76	79,422	3,643,087	83,675
	UNITED STATES OF AMERICA	10.44	839	38,485	930
	VIETNAM	3,699.42	92,739	4,253,938	96,830
410719	Other tanned or crust hides and skins of bovine or equine animals, without hair on, n.e.s.	258,105.06	5,048,600	231,579,281	5,344,723
	HONG KONG, CHINA	654.64	17,565	805,707	18,092
	ITALY	107.08	3,105	142,427	3,930
	JAPAN	19,561.30	435,840	19,991,980	458,083
	MACAU	18.34	281	12,889	318
	PAKISTAN, ISLAMIC REP. OF	73,004.94	1,112,319	51,022,073	1,173,731
	PEOPLE'S REPUBLIC OF CHINA	661.84	13,182	604,659	14,179
	REPUBLIC OF KOREA	12,985.92	319,749	14,666,887	341,670
	TAIWAN (REP. OF CHINA)	36,287.96	724,887	33,250,566	773,612
	THAILAND	13,818.30	290,902	13,343,674	307,246
	UNITED STATES OF AMERICA	1,289.99	30,183	1,384,494	32,336
	VIETNAM	99,714.75	2,100,587	96,353,925	2,221,526
410791	Full grains, unsplit, including sides, of other bovine or equine animals	1.67	41	1,881	153
	AUSTRIA	1.67	41	1,881	153
410792	Grain splits, including sides, of other bovine or equine animals	368,401.91	9,148,293	419,632,199	9,789,682
	DEMOCRATIC PEOPLE'S REP. OF KOREA	48.33	1,044	47,888	1,115
	GERMANY	9,461.82	280,845	12,882,360	298,880
	HONG KONG, CHINA	20.00	567	26,008	618
	INDIA	73.56	1,821	83,529	2,162
	ITALY	68,721.32	1,891,824	86,777,967	2,128,839
	PEOPLE'S REPUBLIC OF CHINA	2,828.87	114,415	5,248,216	116,947
	REPUBLIC OF KOREA	201,738.02	5,101,059	233,985,576	5,390,415
	SPAIN	15,727.54	383,349	17,584,219	401,505
	TAIWAN (REP. OF CHINA)	14,175.24	220,054	10,093,877	230,856
	THAILAND	2,780.27	110,161	5,053,085	114,431
	UK OF GREAT BRITAIN AND N. IRELAND	6,512.97	327,083	15,003,297	350,642
	UNITED STATES OF AMERICA	879.83	38,761	1,777,967	42,816
	VIETNAM	45,434.14	677,310	31,068,210	710,456
410799	Other bovine or equine leather, parchment dressed/prepared after tanning, n.e.s.	1,226,383.35	26,525,306	1,216,715,789	28,090,045
	ARGENTINA	3,312.10	71,563	3,282,595	74,734

**RAW HIDES AND SKINS, LEATHER, FURSKINS, AND ARTICLES THEREOF; SADDLERY AND HARNESS;
TRAVEL GOODS, HANDBAGS AND SIMILAR CONTAINERS; ARTICLES OF ANIMAL GUT
(OTHER THAN SILK-WORM GUT)**

TABLE 8 - *Continued*

PSCC CODE	COMMODITY AND COUNTRY OF ORIGIN	GROSS WEIGHT (GK)	FOB VALUE		CIF DOLLARS
			DOLLARS	PESOS	
	BANGLADESH	4,329.67	7,831	359,208	8,461
	BRAZIL	20,201.08	401,414	18,412,861	418,162
	BULGARIA	20,326.16	40,967	1,879,156	42,093
	DEMOCRATIC PEOPLE'S REP. OF KOREA	485.83	11,074	507,964	11,639
	ECUADOR	55.09	3,617	165,912	4,137
	ETHIOPIA	4,220.05	201,997	9,265,602	230,277
	GERMANY	917.83	27,021	1,239,453	28,784
	HONG KONG, CHINA	16,528.53	202,314	9,280,143	207,463
	INDIA	10,953.71	404,357	18,547,856	421,472
	INDONESIA	88.57	4,711	216,094	5,407
	ITALY	317,829.97	8,198,981	376,087,258	8,984,392
	JAPAN	29,792.03	1,061,281	48,680,959	1,078,225
	MACAU	10.43	332	15,229	374
	NETHERLANDS	11.32	364	16,697	375
	NEW ZEALAND	8,301.93	180,164	8,264,123	183,355
	PAKISTAN, ISLAMIC REP. OF	65,157.55	1,259,132	57,756,385	1,336,327
	PEOPLE'S REPUBLIC OF CHINA	147,668.08	983,124	45,095,898	1,002,255
	REPUBLIC OF KOREA	286,162.45	6,950,857	318,835,811	7,325,064
	SPAIN	17,112.23	163,958	7,520,754	178,638
	SWITZERLAND	2,977.91	2,780	127,519	2,939
	TAIWAN (REP. OF CHINA)	11,393.79	241,841	11,093,247	251,321
	THAILAND	4,959.06	173,764	7,970,555	184,831
	UK OF GREAT BRITAIN AND N. IRELAND	719.99	35,235	1,616,229	37,934
	UNITED STATES OF AMERICA	14,307.44	346,217	15,880,974	364,779
	VIETNAM	238,560.55	5,550,410	254,597,307	5,706,607
4112	Leather further prepared after tanning or crusting, including parchment-dressed leather, of sheep or lamb, without wool on, whether or not split, other than leather of heading 41.14.	163,684.07	5,730,319	262,849,733	6,102,288
411200	Leather further prepared after tanning or crusting, including parchment-dressed leather, of sheep or lamb, without wool on, whether or not split, other than leather of heading 41.14.	163,684.07	5,730,319	262,849,733	6,102,288
	ETHIOPIA	6,855.92	271,601	12,458,338	303,091
	FRANCE	394.80	55,935	2,565,739	57,867
	HONG KONG, CHINA	414.13	17,361	796,349	17,832
	INDIA	16,425.38	1,090,403	50,016,785	1,130,108
	INDONESIA	377.54	31,056	1,424,539	31,934
	ITALY	101,851.51	2,813,541	129,057,125	3,003,335
	JAPAN	28.58	3,169	145,362	3,372
	NEW ZEALAND	204.29	26,308	1,206,748	27,603
	PAKISTAN, ISLAMIC REP. OF	1,441.67	99,463	4,562,368	104,149
	PEOPLE'S REPUBLIC OF CHINA	11,208.08	244,191	11,201,042	261,306
	REPUBLIC OF KOREA	8,752.59	238,823	10,954,811	247,134
	SOUTH AFRICA, REP. OF	5,123.72	263,447	12,084,314	293,117
	SPAIN	289.34	28,219	1,294,406	28,963
	SWEDEN	24.34	410	18,807	427
	TAIWAN (REP. OF CHINA)	70.43	1,976	90,639	2,279
	THAILAND	84.58	2,966	136,050	3,436
	TURKEY	80.22	8,624	395,583	8,779
	UK OF GREAT BRITAIN AND N. IRELAND	4,738.19	463,370	21,254,782	499,350
	UNITED STATES OF AMERICA	5,296.26	68,951	3,162,782	77,578
	VIETNAM	22.50	505	23,164	628
4113	Leather further prepared after tanning or crusting, including parchment-dressed leather, of other animals, without wool or hair on, whether or not split, other than leather of heading 41.14.	410,591.93	8,671,076	397,742,255	8,990,137
411310	Leather further prepared after tanning or crusting including parchment-dressed leather, of goats or kids, without wool or hair on, whether or not split	9,732.22	353,626	16,220,824	373,980
	FRANCE	10.29	586	26,880	611
	HONG KONG, CHINA	4,951.47	173,659	7,965,738	188,604
	INDIA	2,259.29	71,355	3,273,054	73,024
	ITALY	4.23	523	23,990	563
	JAPAN	7.09	104	4,770	141
	NETHERLANDS	1.77	1,479	67,842	1,521
	PAKISTAN, ISLAMIC REP. OF	1,323.03	71,629	3,285,622	74,185
	PEOPLE'S REPUBLIC OF CHINA	203.49	2,614	119,904	2,712
	REPUBLIC OF KOREA	29.95	2,760	126,601	2,760
	UK OF GREAT BRITAIN AND N. IRELAND	941.61	28,917	1,326,423	29,859

TABLE 8 - Continued

PSCC CODE	COMMODITY AND COUNTRY OF ORIGIN	GROSS WEIGHT (GK)	FOB VALUE		CIF DOLLARS
			DOLLARS	PESOS	
411320	Leather further prepared after tanning or crusting including parchment-dressed leather, of swine, without wool or hair on, whether or not split	5,647.48	87,710	4,023,257	91,528
	PEOPLE'S REPUBLIC OF CHINA	24.03	58	2,660	66
	REPUBLIC OF KOREA	2,640.48	50,736	2,327,260	54,015
	TAIWAN (REP. OF CHINA)	2,982.97	36,916	1,693,337	37,447
411330	Leather further prepared after tanning or crusting including parchment-dressed leather, of reptiles, without wool or hair on, whether or not split	3,021.51	110,804	5,082,579	114,207
	REPUBLIC OF KOREA	3,021.51	110,804	5,082,579	114,207
411390	Leather further prepared after tanning or crusting including parchment-dressed leather, of other animals, n.e.s., without wool or hair on, whether or not split	392,190.72	8,118,936	372,415,595	8,410,422
	FRANCE	38.24	2,913	133,619	3,345
	GERMANY	1,665.16	42,424	1,945,989	44,161
	HONG KONG, CHINA	18,322.94	218,609	10,027,595	226,567
	INDIA	2,560.92	104,318	4,785,067	111,800
	INDONESIA	0.83	62	2,844	67
	ITALY	78,954.08	2,340,254	107,347,451	2,421,816
	JAPAN	1,804.72	56,600	2,596,242	58,725
	NETHERLANDS	2,180.87	143,934	6,602,253	149,280
	PEOPLE'S REPUBLIC OF CHINA	35,199.96	264,220	12,119,771	279,468
	REPUBLIC OF KOREA	140,650.06	3,030,230	138,996,650	3,128,868
	SPAIN	15,537.59	406,833	18,661,430	419,046
	TAIWAN (REP. OF CHINA)	1,397.52	27,148	1,245,279	28,664
	THAILAND	346.12	13,752	630,804	14,213
	UK OF GREAT BRITAIN AND N. IRELAND	25.37	3,459	158,664	3,767
	UNITED STATES OF AMERICA	10,547.43	322,661	14,800,460	343,575
	VIETNAM	82,958.91	1,141,519	52,361,477	1,177,060
4114	Chamois (including combination chamois) leather; patent leather and patent laminated leather; metallised leather.	559,474.30	983,044	45,092,227	1,033,648
411410	Chamois (including combination chamois) leather	46,139.32	338,978	15,548,921	353,439
	FRANCE	2.56	114	5,229	130
	HONG KONG, CHINA	2,603.88	119,236	5,469,355	120,314
	JAPAN	2.26	146	6,697	237
	NEW ZEALAND	137.26	2,375	108,941	2,375
	PEOPLE'S REPUBLIC OF CHINA	41,338.90	213,502	9,793,337	226,594
	TAIWAN (REP. OF CHINA)	1,504.96	823	37,751	868
	UK OF GREAT BRITAIN AND N. IRELAND	250.75	1,603	73,530	1,664
	UNITED STATES OF AMERICA	298.75	1,179	54,081	1,257
411420	Patent leather and patent laminated leather; metallized leather	513,334.98	644,066	29,543,306	680,209
	HONG KONG, CHINA	3,506.19	7,207	330,585	7,794
	INDIA	253.74	11,799	541,220	13,717
	ITALY	11,217.27	130,159	5,970,393	138,789
	JAPAN	65.04	241	11,055	253
	PEOPLE'S REPUBLIC OF CHINA	245,966.50	329,652	15,121,137	344,992
	REPUBLIC OF KOREA	38,537.57	85,752	3,933,444	87,361
	TAIWAN (REP. OF CHINA)	191,357.39	71,590	3,283,833	78,705
	VIETNAM	22,431.28	7,666	351,639	8,598
4115	Composition leather with a basis of leather or leather fibre, in slabs, sheets or strip, whether or not in rolls; parings and other waste of leather or of composition leather, not suitable for the manufacture of leather, not suitable for the manufacture of leather articles; leather dust, powder and flour.	407,300.17	7,680,259	352,293,480	8,006,013
411510	Composition leather with a basis of leather or leather fibre, in slabs, sheets or strip, whether or not in rolls	376,487.30	7,619,252	349,495,089	7,943,502
	BRAZIL	9,940.39	145,565	6,677,067	152,156
	GERMANY	844.80	13,331	611,493	13,991
	HONG KONG, CHINA	4,861.90	109,636	5,029,003	112,529
	INDIA	10,271.28	150,508	6,903,802	154,314
	INDONESIA	4,222.18	113,832	5,221,474	117,982

**RAW HIDES AND SKINS, LEATHER, FURSKINS, AND ARTICLES THEREOF; SADDLERY AND HARNESS;
TRAVEL GOODS, HANDBAGS AND SIMILAR CONTAINERS; ARTICLES OF ANIMAL GUT
(OTHER THAN SILK-WORM GUT)**

TABLE 8 - *Continued*

PSCC CODE	COMMODITY AND COUNTRY OF ORIGIN	GROSS WEIGHT (GK)	FOB VALUE		CIF
			DOLLARS	PESOS	DOLLARS
	ITALY	2,327.02	107,294	4,921,576	114,349
	JAPAN	29,606.31	1,089,900	49,993,713	1,133,044
	NEW ZEALAND	7,584.55	167,736	7,694,050	172,346
	PAKISTAN, ISLAMIC REP. OF	7,298.36	145,886	6,691,791	151,748
	PEOPLE'S REPUBLIC OF CHINA	75,206.37	2,185,065	100,228,932	2,282,254
	REPUBLIC OF KOREA	137,619.86	1,766,206	81,015,869	1,835,449
	TAIWAN (REP. OF CHINA)	58,355.45	881,897	40,452,615	919,826
	THAILAND	3,773.49	87,428	4,010,322	94,584
	UK OF GREAT BRITAIN AND N. IRELAND	279.33	23,510	1,078,404	25,093
	UNITED STATES OF AMERICA	18,556.03	489,561	22,456,163	514,813
	VIETNAM	5,739.98	141,897	6,508,815	149,024
411520	Parings and other waste of leather or of composition leather, not suitable for the manufacture of leather articles; leather dust, powder and flour	30,812.87	61,007	2,798,391	62,511
	GERMANY	762.10	12,433	570,302	12,445
	HONG KONG, CHINA	1,678.19	15,384	705,664	15,447
	PAKISTAN, ISLAMIC REP. OF	8,365.07	12,446	570,898	12,915
	PEOPLE'S REPUBLIC OF CHINA	2,121.08	12,469	571,953	13,090
	REPUBLIC OF KOREA	17,886.43	8,275	379,574	8,614
42	Articles of leather; saddlery and harness; travel goods and, handbags and similar containers; articles of animal gut (other than silk-worm gut)	66,366,292.72	111,878,658	5,131,874,053	118,069,467
4201	Saddlery and harness for any animal (including traces, leads, knee pads, muzzles, saddle cloths, saddle bags, dog coats and the like), of any material.	463,478.81	532,919	24,444,996	561,580
420100	Saddlery and harness for any animal (including traces, leads, knee pads, muzzles, saddle cloths, saddle bags, dog coats and the like), of any material	463,478.81	532,919	24,444,996	561,580
	AUSTRALIA	385.92	2,279	104,538	2,387
	GERMANY	990.58	21,603	990,930	21,924
	HONG KONG, CHINA	6,224.37	84,926	3,895,556	86,873
	INDIA	2,559.00	2,559	117,381	2,802
	ITALY	1,178.63	2,159	99,033	2,564
	JAPAN	504.12	994	45,595	1,057
	MALAYSIA	7,605.67	3,337	153,068	3,480
	PEOPLE'S REPUBLIC OF CHINA	395,740.30	235,323	10,794,266	250,905
	REPUBLIC OF KOREA	5,381.57	17,556	805,294	17,632
	TAIWAN (REP. OF CHINA)	22,539.30	72,365	3,319,383	75,428
	THAILAND	10,519.27	12,422	569,797	12,599
	UNITED STATES OF AMERICA	9,850.08	77,396	3,550,155	83,929
4202	Trunks, suit-cases, vanity-cases, executive-cases, brief-cases, school satchels, spectacle cases, binocular cases, camera cases, musical instrument cases, gun cases, holsters and similar containers; travelling-bags, insulated food or beverages bags, toilet bags, rucksacks, handbags, shopping bags, wallets, purses, map-cases, cigarette-cases, tobacco-pouches, tool bags, sports bags, bottle-cases, jewellery boxes, powder-boxes, cutlery cases and similar containers, of leather or of composition leather, of plastic sheeting, of textile materials, of vulcanized fibre or of paperboard, or wholly or mainly covered with such materials or with paper.	59,943,459.95	94,731,112	4,345,316,109	99,984,055
420211	Trunks, suit-cases, vanity-cases, executive-cases, brief-cases, school satchels and similar containers, with outer surface of leather, of composition leather or of patent leather	6,117,734.69	5,047,282	231,518,830	5,458,492
	AUSTRALIA	3,376.33	3,992	183,113	4,195
	AUSTRIA	4.23	2,494	114,400	2,615
	CANADA	65.15	665	30,504	688
	CYPRUS	13.43	118,042	5,414,587	118,593
	DENMARK	0.89	42	1,927	50
	FIJI	54,996.61	11,282	517,505	13,725
	FRANCE	78.82	531	24,357	749
	GERMANY	52.16	5,042	231,277	5,219
	HONG KONG, CHINA	795,937.82	1,044,879	47,928,600	1,121,530
	INDONESIA	153.16	2,610	119,721	2,827

TABLE 8 - *Continued*

PSCC CODE	COMMODITY AND COUNTRY OF ORIGIN	GROSS WEIGHT (GK)	FOB VALUE		CIF DOLLARS
			DOLLARS	PESOS	
	ITALY	1,342.81	4,202	192,746	4,769
	JAPAN	14,794.37	37,210	1,706,823	39,571
	MALAYSIA	15,552.34	83,413	3,826,154	88,368
	MEXICO	0.24	23	1,055	28
	NETHERLANDS	2.09	292	13,394	304
	NEW ZEALAND	0.89	134	6,147	159
	PEOPLE'S REPUBLIC OF CHINA	4,992,497.83	2,912,533	133,597,889	3,165,117
	PORTUGAL	92.92	463	21,238	744
	REPUBLIC OF KOREA	102,114.71	32,825	1,505,683	35,809
	SINGAPORE	43,722.88	580,210	26,614,233	625,252
	SWEDEN	2.54	193	8,853	202
	SWITZERLAND	0.73	284	13,027	338
	TAIWAN (REP. OF CHINA)	33,488.15	45,033	2,065,664	51,760
	THAILAND	48,998.74	20,260	929,326	20,630
	TUNISIA	15.92	6,723	308,384	6,928
	UNITED STATES OF AMERICA	8,254.45	79,820	3,661,344	92,581
	VIETNAM	2,174.48	54,085	2,480,879	55,741
420212	Trunks, suit-cases, vanity-cases, executive-cases, brief-cases, school satchels and similar containers, with outer surface of plastics or of textile materials	7,694,008.07	20,915,502	959,394,073	21,766,953
	AUSTRALIA	108.01	4,075	186,921	4,625
	AUSTRIA	41.63	7,217	331,044	7,476
	BANGLADESH	1,549.62	56,999	2,614,544	59,023
	BELGIUM	456.41	3,761	172,517	3,872
	BELIZE (BRITISH HONDURAS)	17,016.12	9,527	437,003	11,599
	CAMBODIA (DEMOCRATIC KAMPUCHEA)	3,630.97	105,614	4,844,514	109,116
	CANADA	236.24	1,755	80,502	1,874
	DENMARK	197.98	8,836	405,307	9,292
	FRANCE	112.58	5,735	263,064	6,340
	GERMANY	1,084.04	24,283	1,113,861	26,695
	HONG KONG, CHINA	104,558.84	438,681	20,122,297	462,680
	INDIA	28,369.59	197,940	9,079,508	202,458
	INDONESIA	3,402.84	44,584	2,045,069	46,861
	ITALY	259.55	18,343	841,393	19,958
	JAPAN	3,963.33	27,195	1,247,435	30,558
	MALAYSIA	10,031.99	13,605	624,061	15,763
	MYANMAR, UNION OF (BURMA)	203.67	4,117	188,847	5,180
	NETHERLANDS	6.28	166	7,614	175
	NEW ZEALAND	6.68	598	27,430	682
	PEOPLE'S REPUBLIC OF CHINA	7,338,044.54	17,923,554	822,153,422	18,638,532
	PORTUGAL	17.98	106	4,862	184
	REPUBLIC OF KOREA	50,711.83	215,362	9,878,655	222,709
	SINGAPORE	23,666.98	267,525	12,271,372	284,486
	SPAIN	32,125.08	72,283	3,315,620	79,881
	SWEDEN	1.75	90	4,128	103
	SWITZERLAND	302.86	2,683	123,069	2,882
	TAIWAN (REP. OF CHINA)	5,282.16	24,124	1,106,568	25,740
	THAILAND	11,555.15	473,174	21,704,491	488,420
	UK OF GREAT BRITAIN AND N. IRELAND	310.14	20,805	954,325	21,971
	UNITED ARAB EMIRATES, N.E.S.	7,443.26	3,758	172,379	4,080
	UNITED STATES OF AMERICA	4,231.78	49,427	2,267,216	56,296
	VIETNAM	45,078.19	889,580	40,805,035	917,442
420219	Trunks, suit-cases, vanity-cases, executive-cases, brief-cases, school satchels and similar containers, with outer surface of other materials	3,309,531.66	2,774,246	127,254,664	2,931,258
	BELGIUM	0.11	27	1,238	30
	CANADA	80.39	761	34,907	791
	FRANCE	3.23	151	6,926	161
	GERMANY	130.48	10,494	481,360	11,249
	HONG KONG, CHINA	83,720.65	141,516	6,491,339	148,916
	INDIA	2,078.80	25,961	1,190,831	27,365
	INDONESIA	95.26	486	22,293	1,007
	JAPAN	562,961.74	522,627	23,972,901	555,270
	MALAYSIA	1,487.31	4,907	225,084	5,057
	PEOPLE'S REPUBLIC OF CHINA	2,650,392.39	1,983,145	90,966,861	2,094,605
	REPUBLIC OF KOREA	2,757.70	8,443	387,281	8,808
	SINGAPORE	1,904.70	27,032	1,239,958	27,743
	SWEDEN	33.36	972	44,586	1,038
	TAIWAN (REP. OF CHINA)	35.64	758	34,769	833
	THAILAND	2,085.00	8,369	383,886	8,810

**RAW HIDES AND SKINS, LEATHER, FURSKINS, AND ARTICLES THEREOF; SADDLERY AND HARNESS;
TRAVEL GOODS, HANDBAGS AND SIMILAR CONTAINERS; ARTICLES OF ANIMAL GUT
(OTHER THAN SILK-WORM GUT)**

TABLE 8 - *Continued*

PSCC CODE	COMMODITY AND COUNTRY OF ORIGIN	GROSS WEIGHT (GK)	FOB VALUE		CIF DOLLARS
			DOLLARS	PESOS	
	UK OF GREAT BRITAIN AND N. IRELAND	1.77	1,904	87,336	1,958
	UNITED STATES OF AMERICA	272.14	3,605	165,361	3,877
	VIETNAM	1,490.99	33,088	1,517,747	33,740
420221	Handbags, whether or not with shoulder strap, including those without handle, with outer surface of leather, of composition leather or of patent leather	3,348,781.54	9,124,797	418,554,437	9,724,105
	BANGLADESH	579.83	15,586	714,930	16,028
	BELGIUM	1,233.04	33,487	1,536,049	37,431
	FRANCE	969.49	717,193	32,897,643	767,174
	GERMANY	5.86	436	19,999	465
	HONG KONG, CHINA	87,566.14	565,330	25,931,687	608,648
	INDIA	6,891.21	6,944	318,521	7,890
	INDONESIA	200.59	4,991	228,937	5,371
	ITALY	682.89	26,227	1,203,032	28,029
	JAPAN	1,564.38	3,523	161,600	3,889
	MACAU	193.38	4,391	201,415	4,514
	MALAYSIA	6,222.30	3,461	158,756	6,135
	MOROCCO	7.25	309	14,174	356
	OMAN	8.08	1,379	63,255	1,418
	PEOPLE'S REPUBLIC OF CHINA	3,081,709.38	2,824,986	129,582,108	2,978,064
	REPUBLIC OF KOREA	32,256.41	221,929	10,179,883	228,947
	SINGAPORE	39,784.02	4,483,340	205,650,806	4,805,302
	SPAIN	225.98	7,159	328,383	7,868
	TAIWAN (REP. OF CHINA)	230.92	1,769	81,144	2,435
	THAILAND	38,800.11	13,868	636,125	15,788
	UNITED STATES OF AMERICA	45,876.89	47,929	2,198,503	49,957
	VIETNAM	3,773.39	140,560	6,447,487	148,396
420222	Handbags, whether or not with shoulder strap, including those without handle, with outer surface of plastic sheeting or of textile materials	3,255,030.83	10,840,001	497,230,847	11,344,011
	BANGLADESH	1,551.41	48,754	2,236,346	52,266
	BRAZIL	1,951.88	642	29,449	681
	CAMBODIA (DEMOCRATIC KAMPUCHEA)	2,546.08	168,747	7,740,425	178,869
	DEMOCRATIC PEOPLE'S REP. OF KOREA	98.23	266	12,201	281
	FRANCE	1,166.20	25,888	1,187,482	27,442
	GERMANY	23.82	1,090	49,999	1,254
	HONG KONG, CHINA	58,717.52	175,392	8,045,231	188,207
	INDIA	1,252.04	4,683	214,809	4,854
	INDONESIA	132,140.83	1,400,982	64,263,045	1,459,929
	ITALY	7.13	412	18,899	453
	JAPAN	8,570.01	140,969	6,466,248	145,295
	MALAYSIA	10,523.93	9,386	430,536	10,842
	MOROCCO	18.40	661	30,320	696
	NETHERLANDS	41.75	1,330	61,007	1,354
	PEOPLE'S REPUBLIC OF CHINA	2,724,126.63	7,939,429	364,181,609	8,300,438
	PORTUGAL	3,540.92	20,706	949,785	24,649
	REPUBLIC OF KOREA	105,103.18	39,229	1,799,434	43,334
	SINGAPORE	26,724.60	77,872	3,571,988	87,879
	SPAIN	931.71	35,701	1,637,604	39,646
	TAIWAN (REP. OF CHINA)	13,327.83	22,831	1,047,258	23,933
	THAILAND	7,872.76	3,664	168,068	4,182
	UK OF GREAT BRITAIN AND N. IRELAND	124.09	2,122	97,336	2,582
	UNITED STATES OF AMERICA	7,330.00	50,684	2,324,875	51,554
	VIETNAM	147,339.88	668,561	30,666,893	693,391
420229	Handbags, whether or not with shoulder strap, including those without handle, with outer surface of other materials	12,402,564.84	16,283,868	746,941,023	17,116,005
	AUSTRIA	8.92	104	4,770	112
	CAMBODIA (DEMOCRATIC KAMPUCHEA)	2,736.13	520	23,852	774
	CANADA	6,006.58	1,218	55,870	1,454
	CZECH REPUBLIC (CZECHOSLOVAKIA)	107.33	644	29,540	663
	DENMARK	81.67	2,622	120,271	2,694
	FRANCE	618.87	7,108	326,044	8,818
	GERMANY	210.32	16,612	761,992	18,948
	HONDURAS, REPUBLIC OF	5,842.11	1,215	55,732	1,378
	HONG KONG, CHINA	609,410.17	9,738,813	446,719,352	10,024,071
	INDIA	909.07	1,321	60,594	1,417
	INDONESIA	14,705.78	34,977	1,604,395	37,818
	ITALY	330.79	8,881	407,371	8,912

TABLE 8 - Continued

PSCC CODE	COMMODITY AND COUNTRY OF ORIGIN	GROSS WEIGHT (GK)	FOB VALUE		CIF DOLLARS
			DOLLARS	PESOS	
	JAPAN	360,867.54	160,906	7,380,758	185,131
	MALAYSIA	218,004.05	85,659	3,929,178	99,285
	MYANMAR, UNION OF (BURMA)	74.67	416	19,082	428
	PEOPLE'S REPUBLIC OF CHINA	9,283,998.09	5,092,453	233,590,819	5,467,049
	PORTUGAL	2,074.64	11,140	510,992	14,890
	REPUBLIC OF KOREA	1,293,097.47	422,293	19,370,580	463,280
	ROMANIA	356.49	5,868	269,165	6,270
	SINGAPORE	239,786.69	160,957	7,383,098	178,712
	SPAIN	121.94	542	24,862	1,005
	TAIWAN (REP. OF CHINA)	178,178.60	39,745	1,823,103	44,826
	THAILAND	49,219.54	292,512	13,417,525	325,857
	UK OF GREAT BRITAIN AND N. IRELAND	143.70	2,005	91,969	2,127
	UNITED ARAB EMIRATES, N.E.S.	2,998.36	608	27,889	649
	UNITED STATES OF AMERICA	116,762.77	169,350	7,768,085	191,361
	VIETNAM	15,912.55	25,379	1,164,135	28,076
420231	Articles of a kind normally carried in the pocket or in the handbag, with outer surface of leather, of composition leather or of patent leather	584,810.79	1,483,486	68,047,503	1,563,841
	AUSTRALIA	10.86	269	12,339	344
	CANADA	5.31	191	8,761	234
	FRANCE	44.38	481	22,063	544
	GERMANY	127.05	1,350	61,925	1,487
	HONG KONG, CHINA	32,102.10	244,342	11,207,968	256,937
	INDIA	32.24	1,596	73,209	1,748
	INDONESIA	303.78	15,753	722,590	16,349
	ITALY	11.76	1,275	58,484	1,347
	JAPAN	1,091.08	22,667	1,039,735	23,502
	MALAYSIA	6.54	136	6,238	141
	PEOPLE'S REPUBLIC OF CHINA	534,994.05	939,633	43,100,966	991,333
	REPUBLIC OF KOREA	2,084.57	4,233	194,168	4,534
	SINGAPORE	1,221.79	215,723	9,895,214	227,704
	SPAIN	20.36	123	5,642	202
	TAIWAN (REP. OF CHINA)	343.17	1,973	90,502	2,101
	THAILAND	18.11	820	37,613	905
	UK OF GREAT BRITAIN AND N. IRELAND	21.66	1,371	62,888	1,410
	UNITED ARAB EMIRATES, N.E.S.	38.29	1,943	89,125	2,230
	UNITED STATES OF AMERICA	12,333.69	29,607	1,358,073	30,789
420232	Articles of a kind normally carried in the pocket or in the handbag, with outer surface of plastic sheeting or of textile materials	670,303.99	1,622,468	74,422,608	1,700,172
	AUSTRALIA	38.67	1,098	50,365	1,129
	AUSTRIA	11.76	738	33,852	766
	DENMARK	1.02	237	10,871	263
	FRANCE	679.15	10,890	499,524	11,695
	GERMANY	55.92	2,096	96,144	2,222
	HONG KONG, CHINA	67,826.00	135,885	6,233,045	142,965
	INDONESIA	12,379.40	126,220	5,789,711	130,076
	IRELAND	19.97	1,216	55,778	1,286
	JAPAN	19,007.56	42,485	1,948,787	45,008
	MALAYSIA	130.98	4,498	206,323	5,446
	PEOPLE'S REPUBLIC OF CHINA	553,704.71	1,163,342	53,362,498	1,216,786
	PORTUGAL	325.08	1,619	74,264	1,957
	REPUBLIC OF KOREA	4,175.28	27,087	1,242,481	29,243
	RUSSIAN FEDERATION	0.81	22	1,009	25
	SINGAPORE	4,989.70	60,855	2,791,419	64,025
	SOUTH AFRICA, REP. OF	0.87	352	16,146	448
	SPAIN	126.23	4,673	214,351	5,025
	TAIWAN (REP. OF CHINA)	369.14	2,795	128,207	2,832
	THAILAND	633.33	75	3,440	97
	TUNISIA	0.83	95	4,358	99
	UK OF GREAT BRITAIN AND N. IRELAND	8.07	259	11,880	307
	UNITED STATES OF AMERICA	5,150.26	33,012	1,514,260	35,357
	VIETNAM	669.25	2,919	133,895	3,115
420239	Articles of a kind normally carried in the pocket or in the handbag, with outer surface of other materials	2,348,984.07	1,983,898	91,001,400	2,136,354
	BELGIUM	1,301.75	1,708	78,346	1,895
	DENMARK	167.42	113	5,183	120
	FRANCE	69.37	812	37,246	902

**RAW HIDES AND SKINS, LEATHER, FURSKINS, AND ARTICLES THEREOF; SADDLERY AND HARNESS;
TRAVEL GOODS, HANDBAGS AND SIMILAR CONTAINERS; ARTICLES OF ANIMAL GUT
(OTHER THAN SILK-WORM GUT)**

TABLE 8 - *Continued*

PSCC CODE	COMMODITY AND COUNTRY OF ORIGIN	GROSS WEIGHT (GK)	FOB VALUE		CIF
			DOLLARS	PESOS	DOLLARS
	GERMANY	425.92	6,211	284,899	6,381
	HONG KONG, CHINA	53,387.91	353,266	16,204,311	365,419
	INDIA	94.56	910	41,742	1,001
	INDONESIA	8,440.76	101,756	4,667,548	107,193
	ISRAEL	25.79	5,985	274,532	6,226
	ITALY	2.25	8,835	405,261	9,201
	JAPAN	6,067.37	64,799	2,972,330	68,855
	MALAYSIA	176.05	5,383	246,918	5,609
	PEOPLE'S REPUBLIC OF CHINA	2,219,359.80	1,219,198	55,924,612	1,330,441
	PORTUGAL	646.37	3,409	156,371	4,606
	REPUBLIC OF KOREA	21,340.24	6,035	276,825	6,309
	SINGAPORE	29,100.48	138,329	6,345,151	150,707
	SPAIN	10.92	70	3,211	131
	SWEDEN	73.76	8,714	399,711	9,738
	TAIWAN (REP. OF CHINA)	2,502.73	1,783	81,786	1,958
	UNITED ARAB EMIRATES, N.E.S.	81.01	365	16,743	376
	UNITED STATES OF AMERICA	5,709.61	56,217	2,578,674	59,286
420291	Other articles carried in pocket/handbag, with outer surface of leather, of composition leather or of patent leather	915,944.52	1,239,937	56,875,912	1,316,578
	FRANCE	101.12	1,869	85,731	1,901
	GERMANY	445.61	4,676	214,488	5,205
	HONG KONG, CHINA	45,230.68	32,748	1,502,151	35,568
	INDONESIA	9,653.33	29,045	1,332,294	29,861
	ITALY	16.88	194	8,899	211
	JAPAN	2,126.31	8,185	375,446	8,934
	MALAYSIA	2.46	152	6,973	172
	PAKISTAN, ISLAMIC REP. OF	64.15	231	10,596	265
	PEOPLE'S REPUBLIC OF CHINA	839,717.62	592,978	27,199,901	635,456
	REPUBLIC OF KOREA	3,985.65	3,034	139,170	3,316
	SINGAPORE	10,439.65	495,816	22,743,080	520,363
	TAIWAN (REP. OF CHINA)	119.08	2,324	106,602	2,436
	THAILAND	727.42	6,173	283,155	6,746
	UK OF GREAT BRITAIN AND N. IRELAND	58.20	4,125	189,214	4,307
	UNITED ARAB EMIRATES, N.E.S.	330.38	1,497	68,668	1,658
	UNITED STATES OF AMERICA	2,505.25	48,698	2,233,777	51,479
	VIETNAM	420.73	8,192	375,767	8,700
420292	Other articles carried in pocket/handbag, with outer surface plastic sheeting or of textile materials	3,674,443.08	13,277,599	609,043,464	13,988,734
	AUSTRALIA	59.09	1,771	81,236	2,053
	AUSTRIA	2.62	90	4,128	123
	BANGLADESH	255.39	8,686	398,427	9,425
	BELGIUM	1.74	435	19,953	490
	CAMBODIA (DEMOCRATIC KAMPUCHEA)	32,374.82	822,785	37,741,147	878,655
	CANADA	404.38	3,730	171,096	3,905
	DEMOCRATIC PEOPLE'S REP. OF KOREA	390.53	935	42,888	935
	DENMARK	53.84	1,759	80,686	1,943
	FRANCE	675.82	19,189	880,200	19,830
	GERMANY	2,285.22	11,354	520,808	12,705
	HONG KONG, CHINA	211,753.11	1,325,284	60,790,777	1,383,570
	INDIA	918.38	30,214	1,385,916	33,046
	INDONESIA	48,759.40	619,082	28,397,292	644,332
	ITALY	285.82	15,439	708,186	16,565
	JAPAN	14,058.68	110,499	5,068,590	116,586
	LUXEMBOURG	112.77	10,471	480,305	11,170
	MALAYSIA	16,057.90	137,780	6,319,969	141,398
	MEXICO	0.05	30	1,376	32
	NETHERLANDS	1,528.04	36,339	1,666,869	43,831
	PAKISTAN, ISLAMIC REP. OF	1,567.32	23,954	1,098,770	24,931
	PEOPLE'S REPUBLIC OF CHINA	3,085,523.75	6,324,713	290,114,584	6,690,766
	REPUBLIC OF KOREA	8,014.15	31,579	1,448,528	34,771
	SINGAPORE	114,496.77	709,998	32,567,608	749,770
	SPAIN	163.20	4,170	191,277	4,351
	SWEDEN	346.55	18,723	858,824	19,694
	SWITZERLAND	97.89	1,483	68,026	1,860
	TAIWAN (REP. OF CHINA)	1,740.39	5,810	266,504	9,094
	THAILAND	3,513.56	129,019	5,918,102	137,417
	UK OF GREAT BRITAIN AND N. IRELAND	104.14	6,312	289,531	6,652
	UNITED ARAB EMIRATES, N.E.S.	80.04	317	14,541	356
	UNITED STATES OF AMERICA	11,243.58	175,387	8,045,002	192,357
	VIETNAM	117,574.14	2,690,262	123,402,318	2,796,121

TABLE 8 - Continued

PSCC CODE	COMMODITY AND COUNTRY OF ORIGIN	GROSS WEIGHT (GK)	FOB VALUE		CIF
			DOLLARS	PESOS	DOLLARS
420299	Other articles carried in pocket/handbag, with outer surface of other materials	15,621,321.87	10,138,028	465,031,348	10,937,552
	AUSTRALIA	37.11	1,129	51,787	1,324
	BANGLADESH	707.40	44,590	2,045,343	44,705
	BELGIUM	234.58	6,013	275,816	6,880
	CAMBODIA (DEMOCRATIC KAMPUCHEA)	1,627.54	1,711	78,484	1,803
	DENMARK	31.28	2,343	107,474	2,382
	FRANCE	304.77	11,018	505,395	12,260
	GERMANY	3,265.27	9,239	423,793	10,850
	HONDURAS, REPUBLIC OF	14,568.96	2,078	95,318	2,095
	HONG KONG, CHINA	558,362.78	958,473	43,965,157	1,029,923
	INDIA	224.00	448	20,550	483
	INDONESIA	10,709.07	15,256	699,793	16,113
	ITALY	3,289.26	248,162	11,383,191	268,712
	JAPAN	52,286.70	56,232	2,579,362	70,276
	MACAU	17.11	630	28,898	656
	MALAYSIA	390,649.13	188,911	8,665,348	199,114
	NETHERLANDS	5.20	40	1,835	42
	PEOPLE'S REPUBLIC OF CHINA	13,275,014.42	6,995,941	320,903,813	7,523,841
	REPUBLIC OF KOREA	502,509.55	233,760	10,722,571	264,218
	SINGAPORE	291,459.72	383,047	17,570,366	410,034
	SLOVENIA	3.15	58	2,660	72
	SPAIN	661.08	5,543	254,258	6,663
	SWEDEN	4.01	133	6,101	153
	SWITZERLAND	27.54	605	27,752	648
	TAIWAN (REP. OF CHINA)	189,080.74	157,140	7,208,012	166,798
	THAILAND	169,681.28	331,081	15,186,686	382,188
	UK OF GREAT BRITAIN AND N. IRELAND	246.84	5,708	261,826	5,902
	UNITED STATES OF AMERICA	131,587.09	297,633	13,652,426	322,751
	VIETNAM	24,726.29	181,106	8,307,333	186,666
4203	Articles of apparel and clothing accessories, of leather or of composition leather.	5,633,476.07	13,762,390	631,280,834	14,491,954
420310	Articles of apparel, of leather or of composition leather	28,018.35	89,246	4,093,717	96,118
	BRAZIL	18.32	2,510	115,134	2,681
	GERMANY	1.68	26	1,193	30
	HONG KONG, CHINA	1,849.45	26,540	1,217,390	27,597
	INDIA	11.94	1,849	84,814	1,906
	ITALY	17.86	2,740	125,684	2,791
	MALAYSIA	657.67	16,085	737,819	18,588
	PAKISTAN, ISLAMIC REP. OF	13.31	1,026	47,063	1,161
	PEOPLE'S REPUBLIC OF CHINA	24,239.85	13,925	638,740	14,459
	REPUBLIC OF KOREA	16.70	1,172	53,760	1,285
	TURKEY	54.70	14,225	652,501	15,612
	UNITED STATES OF AMERICA	1,136.87	9,148	419,619	10,008
420321	Gloves, mittens and mitts, specially designed for used in sports, of leather or of composition leather	73,870.68	336,030	15,413,697	366,134
	CANADA	81.36	88	4,037	94
	HONG KONG, CHINA	4,035.02	27,182	1,246,838	27,874
	INDONESIA	3,877.31	40,589	1,861,818	42,585
	JAPAN	234.95	8,004	367,143	8,083
	MALAYSIA	9.83	431	19,770	657
	PAKISTAN, ISLAMIC REP. OF	18,955.24	38,342	1,758,748	41,112
	PEOPLE'S REPUBLIC OF CHINA	31,209.91	146,363	6,713,671	165,838
	REPUBLIC OF KOREA	745.16	16,959	777,909	17,437
	SINGAPORE	1,364.60	16,136	740,159	17,126
	SPAIN	30.42	3,837	176,003	4,167
	TAIWAN (REP. OF CHINA)	8,065.41	11,993	550,119	12,574
	THAILAND	1,804.61	1,725	79,126	1,921
	UNITED STATES OF AMERICA	3,456.86	24,381	1,118,356	26,666
420329	Gloves, mittens and mitts, specially designed not for sports, of leather or of composition leather	1,611,775.92	2,864,965	131,415,945	2,977,698
	AUSTRALIA	3,056.39	30,500	1,399,035	31,120
	BELGIUM	18.56	2,448	112,290	2,518
	CANADA	15.89	1,782	81,740	1,932
	FRANCE	102.63	12,520	574,293	13,400

**RAW HIDES AND SKINS, LEATHER, FURSKINS, AND ARTICLES THEREOF; SADDLERY AND HARNESS;
TRAVEL GOODS, HANDBAGS AND SIMILAR CONTAINERS; ARTICLES OF ANIMAL GUT
(OTHER THAN SILK-WORM GUT)**

TABLE 8 - *Continued*

PSCC CODE	COMMODITY AND COUNTRY OF ORIGIN	GROSS WEIGHT (GK)	FOB VALUE		CIF
			DOLLARS	PESOS	DOLLARS
	GERMANY	370.59	5,735	263,064	5,763
	HONG KONG, CHINA	41,705.90	182,396	8,366,504	189,033
	HUNGARY	2.60	52	2,385	55
	INDIA	161.79	3,747	171,875	3,997
	INDONESIA	3.11	161	7,385	165
	ITALY	38.76	1,117	51,237	1,154
	JAPAN	6,042.12	153,331	7,033,293	158,684
	MALAYSIA	550.10	8,605	394,712	9,194
	NORWAY	125.37	1,693	77,658	1,800
	PAKISTAN, ISLAMIC REP. OF	8,742.04	15,174	696,032	16,132
	PEOPLE'S REPUBLIC OF CHINA	1,399,002.02	958,366	43,960,248	998,771
	PORTUGAL	10.09	1,077	49,402	1,242
	REPUBLIC OF KOREA	115,736.40	1,303,246	59,779,894	1,346,288
	SINGAPORE	854.15	27,624	1,267,113	30,268
	TAIWAN (REP. OF CHINA)	7,762.68	108,865	4,993,638	115,498
	THAILAND	5.83	40	1,835	43
	UK OF GREAT BRITAIN AND N. IRELAND	440.42	1,182	54,218	1,254
	UNITED ARAB EMIRATES, N.E.S.	30.74	200	9,174	208
	UNITED STATES OF AMERICA	12,492.17	39,907	1,830,534	43,808
	VIETNAM	14,505.57	5,197	238,386	5,371
420330	Belts and bandoliers, of leather or of composition leather	3,216,363.60	2,644,720	121,313,306	2,841,813
	AUSTRALIA	35.48	2,011	92,245	2,067
	BANGLADESH	17.61	314	14,403	327
	BELGIUM	20.42	1,896	86,970	1,920
	CANADA	0.86	24	1,101	28
	DEMOCRATIC PEOPLE'S REP. OF KOREA	12.97	32	1,468	34
	FRANCE	1,103.55	14,686	673,647	15,771
	GERMANY	25.42	3,312	151,921	3,624
	HONG KONG, CHINA	72,653.71	181,111	8,307,562	191,132
	INDIA	58.93	706	32,384	783
	INDONESIA	1,244.62	12,875	590,576	13,511
	ITALY	34.41	5,905	270,862	6,283
	JAPAN	119,459.09	6,655	305,265	7,292
	MALAYSIA	932.99	20,592	944,555	21,602
	MEXICO	121.87	3,988	182,930	4,255
	PEOPLE'S REPUBLIC OF CHINA	2,927,322.90	1,873,870	85,954,417	2,032,797
	PORTUGAL	311.07	1,658	76,052	2,247
	REPUBLIC OF KOREA	49,947.10	340,398	15,614,056	354,664
	SINGAPORE	3,984.18	104,923	4,812,818	107,454
	SPAIN	15.06	379	17,385	484
	SWITZERLAND	236.64	16,428	753,552	16,440
	TAIWAN (REP. OF CHINA)	6,613.38	2,253	103,345	2,273
	THAILAND	14,910.80	23,447	1,075,514	24,765
	UK OF GREAT BRITAIN AND N. IRELAND	153.70	1,029	47,200	1,116
	UNITED STATES OF AMERICA	17,146.84	26,228	1,203,078	30,944
420340	Other clothing accessories, of leather or of composition leather	703,447.52	7,827,429	359,044,169	8,210,191
	DENMARK	13.84	229	10,504	251
	FRANCE	613.15	80,686	3,701,067	89,017
	GERMANY	93.43	121	5,550	131
	HONG KONG, CHINA	14,860.24	251,589	11,540,387	264,797
	INDIA	5,515.45	11,334	519,891	11,628
	ITALY	323.43	6,359	291,687	6,763
	JAPAN	398.22	3,857	176,921	4,878
	PAKISTAN, ISLAMIC REP. OF	961.04	3,282	150,545	3,372
	PEOPLE'S REPUBLIC OF CHINA	610,818.58	422,940	19,400,258	465,079
	REPUBLIC OF KOREA	10,873.63	181,123	8,308,112	198,214
	SINGAPORE	31,704.93	6,721,509	308,315,618	7,015,837
	TAIWAN (REP. OF CHINA)	14,230.60	27,025	1,239,637	28,015
	THAILAND	6,913.77	24,339	1,116,430	25,954
	UK OF GREAT BRITAIN AND N. IRELAND	158.40	396	18,165	462
	UNITED STATES OF AMERICA	5,966.82	92,300	4,233,801	95,439
	VIETNAM	1.99	340	15,596	354
4204	Articles of leather or of composition leather, of a kind used in machinery or mechanical appliances or for other technical uses.	3,393.25	140,735	6,455,514	144,866
420400	Articles of leather or of composition leather, of a kind used in machinery or mechanical appliances or for other technical uses	3,393.25	140,735	6,455,514	144,866
	BELGIUM	62.62	7,668	351,731	7,674

TABLE 8 - Continued

PSCC CODE	COMMODITY AND COUNTRY OF ORIGIN	GROSS WEIGHT (GK)	FOB VALUE		CIF
			DOLLARS	PESOS	DOLLARS
	HONG KONG, CHINA	1,725.33	30,976	1,420,869	32,096
	JAPAN	978.75	33,671	1,544,489	34,699
	NETHERLANDS	4.69	252	11,559	275
	SINGAPORE	615.50	67,714	3,106,041	69,624
	TAIWAN (REP. OF CHINA)	3.28	230	10,550	243
	UNITED STATES OF AMERICA	3.08	224	10,275	255
4205	Other articles of leather or of composition leather.	321,819.97	2,704,643	124,061,978	2,879,985
420500	Other articles of leather or of composition leather	321,819.97	2,704,643	124,061,978	2,879,985
	AUSTRALIA	411.10	1,219	55,916	1,324
	AUSTRIA	158.08	264	12,110	288
	BELGIUM	4.25	1,155	52,980	1,188
	BULGARIA	391.40	2,044	93,758	7,959
	CANADA	33.42	538	24,678	564
	DENMARK	37.63	7,739	354,988	8,032
	FRANCE	1,856.47	243,616	11,174,666	254,011
	GERMANY	85.73	11,097	509,020	12,407
	HONG KONG, CHINA	19,207.86	110,878	5,085,974	117,472
	INDIA	1,712.33	24,043	1,102,852	25,612
	INDONESIA	296.85	22,256	1,020,883	22,315
	ITALY	8,767.88	152,080	6,975,910	180,590
	JAPAN	6,962.02	246,487	11,306,359	254,617
	MACAU	92.04	9,931	455,535	10,386
	MALAYSIA	401.76	7,552	346,410	7,778
	NORWAY	1.12	65	2,982	70
	PAKISTAN, ISLAMIC REP. OF	2,749.81	50,137	2,299,784	52,995
	PEOPLE'S REPUBLIC OF CHINA	138,951.26	368,003	16,880,297	382,795
	REPUBLIC OF KOREA	60,341.98	560,544	25,712,153	579,315
	SINGAPORE	3,050.01	71,728	3,290,164	76,972
	SLOVAK REPUBLIC (SLOVAKIA)	44.69	3,256	149,353	3,564
	SWITZERLAND	16.29	825	37,843	856
	TAIWAN (REP. OF CHINA)	57,901.07	236,114	10,830,549	243,405
	THAILAND	10,496.03	445,059	20,414,856	500,655
	UK OF GREAT BRITAIN AND N. IRELAND	46.57	5,789	265,542	5,941
	UNITED STATES OF AMERICA	7,591.10	119,575	5,484,906	125,952
	VIETNAM	211.22	2,649	121,510	2,922
4206	Articles of gut (other than silk-worm gut), of goldbeater's skin, of bladders or of tendons.	664.67	6,859	314,622	7,027
420610	Articles of gut (other than silk-worm gut), of goldbeater's skin, of bladders or of tendons	371.28	1,453	66,649	1,472
	SINGAPORE	371.28	1,453	66,649	1,472
420690	Articles of gut (other than silk-worm gut), n.e.s.	293.39	5,406	247,973	5,555
	GERMANY	293.39	5,406	247,973	5,555
43	Furskins and artificial fur; manufactures thereof	64,575.83	4,301,511	197,310,311	4,651,696
4301	Raw furskins (including heads, tails, paws and other pieces or cuttings, suitable for furriers' use), other than raw hides and skins of heading 41.01, 41.02 or 41.03.	640.89	25,430	1,166,474	27,208
430110	Raw furskins of mink, whole, with or without head, tail or paws	469.49	17,353	795,982	18,039
	JAPAN	16.64	119	5,459	217
	MALAYSIA	450.52	16,560	759,607	17,121
	PEOPLE'S REPUBLIC OF CHINA	2.33	674	30,916	701
430160	Raw furskins of fox, whole, with or without head, tail or paws	12.47	1,748	80,181	1,823
	JAPAN	10.14	1,124	51,558	1,173
	PEOPLE'S REPUBLIC OF CHINA	2.33	624	28,623	650
430170	Raw furskins of seal, whole, with or without head, tail or paws	103.40	4,090	187,608	4,163
	SPAIN	103.40	4,090	187,608	4,163
430180	Other raw furskins, whole, with or without head, tail or paws	55.53	2,239	102,703	3,183

**RAW HIDES AND SKINS, LEATHER, FURSKINS, AND ARTICLES THEREOF; SADDLERY AND HARNESS;
TRAVEL GOODS, HANDBAGS AND SIMILAR CONTAINERS; ARTICLES OF ANIMAL GUT
(OTHER THAN SILK-WORM GUT)**

TABLE 8 - *Continued*

PSCC CODE	COMMODITY AND COUNTRY OF ORIGIN	GROSS WEIGHT (GK)	FOB VALUE		CIF
			DOLLARS	PESOS	DOLLARS
	SPAIN	55.53	2,239	102,703	3,183
4302	Tanned or dressed furskins (including heads, tails, paws and other pieces or cuttings), unassembled, or assembled (without the addition of other materials) other than those of heading 43.03.	43,480.15	3,884,447	178,179,583	4,204,077
430211	Tanned or dressed furskins of mink, whole, with or without head, tail or paws, not assembled	3,821.21	1,283,804	58,888,089	1,306,298
	ITALY	3,821.21	1,283,804	58,888,089	1,306,298
430213	Tanned or dressed furskins of lamb, the following: Astrakhan, Broadtail, Caracul, Persian and similar lamb, Indian, Chinese, Mongolian or Tibetan lamb, whole, with or without head, tail or paws	17,143.72	1,803,105	82,708,426	1,920,749
	CHILE	1,545.80	63,631	2,918,754	67,985
	FRANCE	34.73	10,147	465,443	10,355
	ITALY	2,823.03	761,389	34,924,913	787,043
	JAPAN	8.42	32	1,468	35
	NEW ZEALAND	7.55	798	36,604	888
	PEOPLE'S REPUBLIC OF CHINA	119.98	16,576	760,341	17,543
	URUGUAY	12,604.21	950,532	43,600,903	1,036,900
430219	Other tanned or dressed furskins, whole, with or without head, tail or paws	2,160.23	269,668	12,369,671	422,662
	JAPAN	18.57	227	10,412	382
	PEOPLE'S REPUBLIC OF CHINA	205.05	17,461	800,936	19,015
	URUGUAY	1,936.61	251,980	11,558,323	403,265
430220	Heads, tails, paws and other pieces or cuttings, tanned or dressed, not assembled	20,151.04	424,263	19,460,944	449,792
	HONG KONG, CHINA	1,002.40	3,140	144,032	3,249
	PEOPLE'S REPUBLIC OF CHINA	19,148.64	421,123	19,316,912	446,543
430230	Whole skins and pieces or cuttings thereof, tanned or dressed, assembled	203.95	103,607	4,752,453	104,576
	ITALY	203.95	103,607	4,752,453	104,576
4303	Articles of apparel, clothing accessories and other articles of furskin.	6,038.12	126,247	5,790,952	128,586
430310	Articles of apparel and clothing accessories of furskin	1,243.05	81,487	3,737,810	81,968
	ETHIOPIA	594.36	22,486	1,031,433	22,664
	HONG KONG, CHINA	614.94	31,402	1,440,410	31,590
	JAPAN	32.17	2,113	96,924	2,188
	PEOPLE'S REPUBLIC OF CHINA	1.58	25,486	1,169,043	25,526
430390	Other articles of furskin	4,795.07	44,760	2,053,142	46,618
	CANADA	908.43	1,218	55,870	1,220
	GERMANY	16.70	2,334	107,061	2,497
	ITALY	92.67	26,031	1,194,042	26,479
	JAPAN	187.69	2,383	109,308	2,535
	PEOPLE'S REPUBLIC OF CHINA	3,241.02	7,025	322,237	7,577
	REPUBLIC OF KOREA	197.11	534	24,495	637
	SINGAPORE	141.65	4,852	222,561	5,265
	UNITED STATES OF AMERICA	9.80	383	17,568	408
4304	Artificial fur and articles thereof.	14,416.67	265,387	12,173,302	291,825
430400	Artificial fur and articles thereof	14,416.67	265,387	12,173,302	291,825
	FRANCE	30.44	948	43,485	1,007
	GERMANY	34.93	131	6,009	159
	HONG KONG, CHINA	242.29	2,249	103,162	2,419
	ITALY	49.28	4,113	188,663	4,482
	JAPAN	6.76	456	20,917	499
	PEOPLE'S REPUBLIC OF CHINA	14,049.64	257,415	11,807,626	283,006
	UNITED STATES OF AMERICA	3.33	75	3,440	253

TABLE 8 - *Continued*

PSCC CODE	COMMODITY AND COUNTRY OF ORIGIN	GROSS WEIGHT (GK)	FOB VALUE		CIF
			DOLLARS	PESOS	DOLLARS
44	Wood and articles of wood; wood charcoal	828,769,118.78	361,031,353	16,560,508,167	388,056,016
4401	Fuel wood, in logs, in billets, in twigs, in faggots or in similar forms; wood in chips or particles; sawdust and wood waste and scrap, whether or not agglomerated in logs, briquettes, pellets or similar forms.	44,265,105.17	6,510,110	298,618,744	7,366,923
440110	Fuel wood, in logs, in billets, in twigs, in faggots or in similar forms	13,435,135.19	4,977,007	228,295,311	5,429,263
	CANADA	355,936.34	210,338	9,648,204	221,336
	SOLOMON ISLANDS (BRITISH)	13,077,200.04	4,750,741	217,916,490	5,190,909
	SPAIN	1,998.81	15,928	730,617	17,018
440121	Wood in chips or particles, coniferous	1,941.36	1,380	63,301	1,449
	UNITED STATES OF AMERICA	1,941.36	1,380	63,301	1,449
440122	Wood in chips or particles, non-coniferous	82,342.67	54,422	2,496,336	62,622
	GERMANY	54,534.87	25,312	1,161,061	32,193
	HONG KONG, CHINA	0.90	54	2,477	63
	PEOPLE'S REPUBLIC OF CHINA	22,113.33	9,951	456,452	10,225
	SINGAPORE	5,193.80	18,451	846,347	19,443
	UNITED STATES OF AMERICA	499.77	654	29,999	698
440130	Sawdust and wood waste and scrap, whether or not agglomerated in logs, briquettes, pellets or similar forms	30,745,685.95	1,477,301	67,763,796	1,873,589
	AUSTRALIA	3,764.25	11,768	539,798	12,484
	GERMANY	32,424.06	3,664	168,068	7,117
	HONG KONG, CHINA	428.04	866	39,724	892
	INDIA	2,912,569.55	202,066	9,268,767	247,129
	JAPAN	8.35	797	36,558	1,047
	MALAYSIA	2,263,050.26	135,783	6,228,366	141,343
	NETHERLANDS	17,392.17	77,743	3,566,071	89,032
	NETHERLANDS ANTILLES	24,991.26	953	43,714	1,018
	PEOPLE'S REPUBLIC OF CHINA	179,558.89	45,397	2,082,360	55,578
	SINGAPORE	24,528,156.65	772,675	35,442,602	1,064,523
	TAIWAN (REP. OF CHINA)	121,048.97	104,000	4,770,480	120,479
	THAILAND	153,814.26	47,588	2,182,862	55,512
	UNITED ARAB EMIRATES, N.E.S.	199.17	750	34,403	801
	UNITED STATES OF AMERICA	1,364.96	2,367	108,574	2,442
	VIETNAM	506,915.11	70,884	3,251,449	74,192
4402	Wood charcoal (including shell or nut charcoal), whether or not agglomerated.	68,891.52	68,079	3,122,781	70,595
440200	Wood charcoal (including shell or nut charcoal), whether or not agglomerated	68,891.52	68,079	3,122,781	70,595
	DENMARK	1,019.33	3,405	156,187	3,410
	GERMANY	196.66	1,146	52,567	1,178
	HONG KONG, CHINA	3,163.45	2,482	113,849	2,492
	JAPAN	1,274.86	10,041	460,580	10,471
	PEOPLE'S REPUBLIC OF CHINA	47,776.67	28,550	1,309,588	29,456
	REPUBLIC OF KOREA	749.70	4,014	184,122	4,320
	SINGAPORE	166.57	8,563	392,784	8,909
	TAIWAN (REP. OF CHINA)	14,480.94	9,819	450,398	10,285
	UNITED STATES OF AMERICA	63.34	59	2,706	74
4403	Wood in the rough, whether or not stripped of bark or sapwood, or roughly squared.	73,094,285.63	16,153,260	740,950,035	17,918,732
440310	Wood in the rough, whether or not stripped of bark or sapwood, or roughly squared, treated with paint, stains, creosote or other preservatives	4,179,731.04	1,858,333	85,241,735	2,076,325
	AUSTRALIA	766,998.79	253,851	11,644,146	316,676
	FRANCE	9.44	1,306	59,906	1,453
	MEXICO	10,133.24	9,947	456,269	9,961
	PEOPLE'S REPUBLIC OF CHINA	5,823.75	8,511	390,400	9,780
	UNITED STATES OF AMERICA	3,396,765.82	1,584,718	72,691,014	1,738,455

TABLE 8 - Continued

PSCC CODE	COMMODITY AND COUNTRY OF ORIGIN	GROSS WEIGHT (GK)	FOB VALUE		CIF
			DOLLARS	PESOS	DOLLARS
440320	Other wood in the rough, whether or not stripped of bark or sapwood, or roughly squared, treated with paint, stains, creosote or other preservatives, coniferous	312,418.67	167,506	7,683,499	192,315
	MALAYSIA	18,024.35	51,820	2,376,983	59,270
	NEW ZEALAND	32,053.00	21,098	967,765	24,961
	SINGAPORE	941.80	13,004	596,493	13,036
	UNITED STATES OF AMERICA	261,399.52	81,584	3,742,258	95,048
440341	Dark Red Meranti, Light Red Meranti and Meranti Bakau	907,195.80	1,587,070	72,798,901	1,685,955
	GERMANY	179,086.07	136,931	6,281,025	157,045
	MALAYSIA	728,109.73	1,450,139	66,517,876	1,528,910
440349	Other tropical wood in the rough, whether squared or half-squared	10,216,291.06	1,609,433	73,824,692	1,676,993
	MALAYSIA	3,093,256.20	481,679	22,094,616	482,575
	PAPUA NEW GUINEA	6,727,086.11	1,097,674	50,350,306	1,160,781
	SOUTH AFRICA, REP. OF	62,446.47	5,726	262,652	8,858
	URUGUAY	333,502.28	24,354	1,117,118	24,779
440391	Oak (Quercus spp.), in the rough, whether or not stripped of bark or sapwood, or roughly squared	320,275.92	46,166	2,117,635	50,108
	HONG KONG, CHINA	620.81	7,714	353,841	7,931
	UNITED STATES OF AMERICA	319,655.11	38,452	1,763,794	42,177
440392	Beech (Fagus spp.), in the rough, whether or not stripped of bark or sapwood, or roughly squared	21,286.09	15,318	702,637	15,750
	GERMANY	21,286.09	15,318	702,637	15,750
440399	Other wood in the rough, whether or not stripped of bark or sapwood, or roughly squared, n.e.s.	57,137,087.05	10,869,434	498,580,936	12,221,286
	AUSTRALIA	26,365.19	7,299	334,805	16,808
	BRAZIL	456,167.17	46,818	2,147,542	47,732
	CAMEROON	78,161.37	11,252	516,129	19,252
	JAPAN	449,183.26	232,392	10,659,820	243,688
	MALAYSIA	27,643,037.67	4,900,817	224,800,475	5,486,425
	PAPUA NEW GUINEA	14,592,424.65	3,252,107	149,174,148	3,608,683
	REPUBLIC OF KOREA	1,530.83	3,054	140,087	3,258
	SABAH (COMPRISES MALAYSIA)	734,528.75	587,623	26,954,267	690,126
	SINGAPORE	270,271.09	44,833	2,056,490	62,545
	SOLOMON ISLANDS (BRITISH)	4,994,496.86	919,146	42,161,227	1,111,239
	SOUTH AFRICA, REP. OF	140,842.23	11,737	538,376	12,068
	UNITED STATES OF AMERICA	16,160.83	1,763	80,869	4,177
	URUGUAY	7,733,917.15	850,593	39,016,701	915,285
4404	Hoopwood; split poles; piles, pickets and stakes of wood, pointed but not sawn lengthwise; wooden sticks, roughly trimmed but not turned, bent or otherwise worked, suitable for the manufacture of walking-sticks, umbrellas, tool handles or the like; chipwood and the like.	90,193.89	98,774	4,530,764	104,739
440410	Hoopwood; split poles; piles, pickets and stakes of wood, pointed but not sawn lengthwise; wooden sticks, roughly trimmed but not turned, bent or otherwise worked, suitable for the manufacture of walking-sticks, umbrellas, tool handles or the like; chipwood and the like, coniferous	20,368.22	21,529	987,535	23,517
	JAPAN	1,188.86	10,124	464,388	11,064
	NEW ZEALAND	19,179.36	11,405	523,147	12,453
440420	Hoopwood; split poles; piles, pickets and stakes of wood, pointed but not sawn lengthwise; wooden sticks, roughly trimmed but not turned, bent or otherwise worked, suitable for the manufacture of walking-sticks, umbrellas, tool handles or the like; chipwood and the like, non-coniferous	69,825.67	77,245	3,543,229	81,222
	HONG KONG, CHINA	382.26	1,803	82,704	1,949
	JAPAN	52.31	18,847	864,512	18,944
	PEOPLE'S REPUBLIC OF CHINA	69,391.10	56,595	2,596,013	60,329

TABLE 8 - Continued

PSCC CODE	COMMODITY AND COUNTRY OF ORIGIN	GROSS WEIGHT (GK)	FOB VALUE		CIF
			DOLLARS	PESOS	DOLLARS
4405	Wood wool; wood flour.	1,351,859.62	293,250	13,451,378	327,829
440500	Wood wool; wood flour	1,351,859.62	293,250	13,451,378	327,829
	GERMANY	119,642.64	61,446	2,818,528	65,964
	INDONESIA	274,906.74	33,823	1,551,461	38,193
	JAPAN	60.52	2,541	116,556	2,631
	MALAYSIA	331,062.89	43,501	1,995,391	47,963
	PEOPLE'S REPUBLIC OF CHINA	43,408.88	30,069	1,379,265	31,989
	TAIWAN (REP. OF CHINA)	852.76	43,020	1,973,327	44,669
	UK OF GREAT BRITAIN AND N. IRELAND	1,740.97	1,277	58,576	1,356
	UNITED STATES OF AMERICA	212.71	265	12,156	273
	VIETNAM	579,971.51	77,308	3,546,118	94,791
4406	Railway or tramway sleepers (cross- ties) of wood.	1,118.38	2,784	127,702	2,969
440690	Other railway or tramway sleepers (Cross-ties) of wood	1,118.38	2,784	127,702	2,969
	UNITED ARAB EMIRATES, N.E.S.	1,118.38	2,784	127,702	2,969
4407	Wood sawn or chipped lengthwise, sliced or peeled, whether or not planed, sanded or end-jointed, of a thickness exceeding 6 mm.	197,584,694.64	63,271,020	2,902,241,687	69,778,941
440710	Wood of coniferous species, sawn or chipped lengthwise, sliced or peeled, whether or not planed, sanded or finger-jointed, of a thickness exceeding 6 mm	18,478,222.05	10,206,167	468,156,881	11,161,215
	AUSTRALIA	17,930.99	26,599	1,220,096	27,897
	CANADA	10,867,621.65	6,331,181	290,411,272	6,938,614
	GERMANY	88,166.50	27,782	1,274,360	33,017
	JAPAN	9,388.01	8,879	407,280	9,124
	NETHERLANDS	145,179.19	45,466	2,085,525	55,851
	NEW ZEALAND	3,023,882.44	1,536,841	70,494,897	1,667,940
	PEOPLE'S REPUBLIC OF CHINA	150,963.87	110,688	5,077,259	118,668
	ROMANIA	20,374.74	18,009	826,073	19,600
	RUSSIAN FEDERATION	45,671.39	44,547	2,043,371	46,852
	UKRAINE (UKRAINIAN S.S.R.)	620,516.32	169,803	7,788,864	186,634
	UNITED STATES OF AMERICA	3,488,526.95	1,886,372	86,527,884	2,057,018
440724	Virola, Mahogany (Swietenia spp.), Imbuia, and Balsa, sawn or chipped lengthwise, sliced or peeled, whether or not planed, sanded or finger-jointed, of a thickness exceeding 6 mm	74,465.20	31,372	1,439,034	36,609
	NEW ZEALAND	74,439.86	30,925	1,418,530	36,124
	SINGAPORE	0.01	333	15,275	366
	UNITED STATES OF AMERICA	25.33	114	5,229	119
440725	Dark Red Meranti, Light Red Meranti, and Meranti Bakau, sawn or chipped lengthwise, sliced or peeled, whether or not planed, sanded or finger-jointed, of a thickness exceeding 6 mm	1,917,769.77	1,176,897	53,984,266	1,270,892
	MALAYSIA	621,336.87	605,043	27,753,323	637,044
	SOLOMON ISLANDS (BRITISH)	1,296,432.90	571,854	26,230,943	633,848
440726	White Lauan, White Meranti, White Seraya, Yellow Meranti and Alan, sawn or chipped lengthwise, sliced or peeled, whether or not planed, sanded or finger-jointed, of a thickness exceeding 6 mm	159.17	970	44,494	1,001
	GERMANY	82.52	695	31,880	716
	UNITED STATES OF AMERICA	76.65	275	12,614	285
440729	Other tropical wood, sawn or chipped lengthwise, sliced or peeled, whether or not planed, sanded or finger-jointed, of a thickness exceeding 6 mm	3,381,681.03	1,394,857	63,982,091	1,568,728
	CAMEROON	58,405.36	24,530	1,125,191	26,681
	CANADA	197,197.89	67,719	3,106,271	72,352
	FINLAND	68,810.39	20,859	956,802	47,449
	GERMANY	20,299.29	9,665	443,334	12,141
	JAPAN	1.67	580	26,605	663
	MALAYSIA	2,652,774.97	974,148	44,684,169	1,089,283

TABLE 8 - *Continued*

PSCC CODE	COMMODITY AND COUNTRY OF ORIGIN	GROSS WEIGHT (GK)	FOB VALUE		CIF DOLLARS
			DOLLARS	PESOS	
	MYANMAR, UNION OF (BURMA)	12,868.60	24,014	1,101,522	25,657
	NEW ZEALAND	234,001.10	134,977	6,191,395	150,930
	PEOPLE'S REPUBLIC OF CHINA	97.90	906	41,558	943
	UNITED STATES OF AMERICA	45,558.51	57,017	2,615,370	57,974
	VIETNAM	91,665.35	80,442	3,689,874	84,655
440791	Oak (<i>Quercus</i> spp.), sawn or chipped lengthwise, sliced or peeled, whether or not planed, sanded or finger-jointed, of a thickness exceeding 6 mm	383,275.62	336,325	15,427,228	356,269
	AUSTRIA	42,569.50	19,090	875,658	20,814
	CANADA	11,033.96	59,923	2,748,668	60,724
	FRANCE	143,071.26	53,888	2,471,843	56,392
	UNITED STATES OF AMERICA	186,600.90	203,424	9,331,059	218,339
440792	Beech (<i>Fagus</i> spp.), sawn or chipped lengthwise, sliced or peeled, whether or not planed, sanded or finger-jointed, of a thickness exceeding 6 mm	57,819.63	59,065	2,709,311	66,739
	PORTUGAL	37,430.71	35,604	1,633,155	39,833
	UNITED STATES OF AMERICA	18,533.43	22,951	1,052,762	26,250
	VIETNAM	1,855.49	510	23,394	656
440799	Other wood n.e.s., sawn or chipped lengthwise, sliced or peeled, whether or not planed, sanded or finger-jointed, of a thickness exceeding 6 mm	173,291,302.17	50,065,367	2,296,498,382	55,317,488
	AUSTRIA	121,801.44	87,582	4,017,386	98,624
	CAMEROON	107,514.53	20,395	935,519	22,389
	CANADA	33,265,697.55	22,626,024	1,037,855,721	25,238,309
	CROATIA	21,627.03	9,367	429,664	9,577
	FINLAND	262,965.17	175,045	8,029,314	201,118
	GABON	144,285.74	67,116	3,078,611	69,009
	GERMANY	1,497,247.90	1,089,977	49,997,244	1,189,719
	HONG KONG, CHINA	94,896.61	34,459	1,580,634	35,431
	INDONESIA	71,578.64	16,236	744,745	19,625
	JAPAN	34,799,845.59	1,180,053	54,129,031	1,285,249
	LITHUANIA	17,227.58	12,568	576,494	13,369
	MALAYSIA	89,395,142.44	17,891,074	820,663,564	19,477,028
	MEXICO	9,270.53	13,326	611,264	13,344
	NEW ZEALAND	253,627.99	137,415	6,303,226	160,207
	PAPUA NEW GUINEA	3,485,814.08	641,048	29,404,872	718,083
	PEOPLE'S REPUBLIC OF CHINA	171,425.94	102,104	4,683,511	115,040
	PERU	22,112.07	32,071	1,471,097	32,952
	PORTUGAL	21,569.34	15,974	732,727	18,681
	ROMANIA	426,493.89	350,740	16,088,444	385,205
	RUSSIAN FEDERATION	136,138.93	111,332	5,106,798	130,009
	SINGAPORE	2,378,764.08	1,682,729	77,186,779	1,898,621
	SLOVAK REPUBLIC (SLOVAKIA)	69,569.16	19,175	879,557	26,568
	SOLOMON ISLANDS (BRITISH)	836,179.53	318,888	14,627,393	386,593
	SOUTH AFRICA, REP. OF	621,641.10	278,723	12,785,024	288,061
	TAIWAN (REP. OF CHINA)	3,118.72	443	20,320	455
	THAILAND	234,222.31	98,669	4,525,947	130,587
	UNITED STATES OF AMERICA	4,788,306.12	3,018,697	138,467,631	3,314,013
	VIETNAM	33,218.16	34,137	1,565,865	39,622
4408	Sheets for veneering (including those obtained by slicing laminated wood), for plywood or for other similar laminated wood and other wood, sawn lengthwise, sliced or peeled, whether or not planed, sanded, spliced or end-jointed, of a thickness not exceeding 6 mm.	21,358,817.84	9,368,317	429,724,700	10,139,649
440810	Veneer sheets and sheets for plywood (whether or not spliced) and other wood sawn lengthwise, sliced or peeled, whether or not planed, sanded or finger-jointed, of a thickness not exceeding 6 mm, coniferous	5,139,157.06	2,762,826	126,730,829	2,941,798
	AUSTRALIA	1,764.99	14,245	653,418	14,647
	FRANCE	63.24	1,234	56,604	1,269
	GERMANY	2,062.85	9,492	435,398	11,062
	HONG KONG, CHINA	19,843.11	133,473	6,122,406	149,379
	ITALY	74,112.50	51,682	2,370,653	52,010
	JAPAN	110,875.46	312,548	14,336,577	342,013
	MALAYSIA	13,826.33	9,969	457,278	10,909

TABLE 8 - Continued

PSCC CODE	COMMODITY AND COUNTRY OF ORIGIN	GROSS WEIGHT (GK)	FOB VALUE		CIF DOLLARS
			DOLLARS	PESOS	
	NEW ZEALAND	64,698.66	58,600	2,687,982	66,240
	PEOPLE'S REPUBLIC OF CHINA	3,514,613.68	1,175,826	53,935,139	1,256,502
	SINGAPORE	36,619.56	226,605	10,394,371	235,554
	SOLOMON ISLANDS (BRITISH)	148,262.57	36,556	1,676,823	39,520
	SPAIN	15,843.08	71,310	3,270,990	72,981
	TAIWAN (REP. OF CHINA)	19,437.43	69,007	3,165,351	74,190
	UK OF GREAT BRITAIN AND N. IRELAND	2,015.37	46,722	2,143,138	50,449
	UNITED STATES OF AMERICA	5,174.73	15,836	726,398	19,517
	VIETNAM	1,109,943.50	529,721	24,298,303	545,556
440831	Dark Red Meranti, Light Red Meranti, and Meranti Bakau (whether or not spliced), sawn lengthwise, sliced or peeled, whether or not planed, sanded or finger-jointed, of a thickness not exceeding 6 mm				
		358.28	936	42,934	1,108
	HONG KONG, CHINA	358.28	936	42,934	1,108
440839	Other tropical wood (whether or not spliced), sawn lengthwise, sliced or peeled, whether or not planed, sanded or finger-jointed, of a thickness not exceeding 6 mm				
		5,416,674.08	2,080,048	95,411,802	2,347,968
	MALAYSIA	1,427,128.19	436,348	20,015,283	458,181
	PEOPLE'S REPUBLIC OF CHINA	1,161,869.76	638,924	29,307,444	685,253
	SOLOMON ISLANDS (BRITISH)	2,311,542.27	746,668	34,249,661	929,923
	TAIWAN (REP. OF CHINA)	10,135.85	7,320	335,768	8,196
	THAILAND	324.43	7,837	359,483	8,938
	VIETNAM	505,673.58	242,951	11,144,163	257,477
440890	Other wood n.e.s. (whether or not spliced), sawn lengthwise, sliced or peeled, whether or not planed, sanded or finger-jointed, of a thickness not exceeding 6 mm				
		10,802,628.42	4,524,507	207,539,135	4,848,775
	CANADA	125,140.60	206,442	9,469,495	216,272
	FRANCE	379.56	9,454	433,655	10,324
	GERMANY	8,388.27	47,777	2,191,531	50,915
	HONG KONG, CHINA	449.30	3,795	174,077	5,009
	INDIA	433.04	2,713	124,445	2,721
	ITALY	73,390.57	405,860	18,616,798	431,141
	JAPAN	1,460.10	7,735	354,804	8,166
	MALAYSIA	189,989.47	129,809	5,954,339	145,408
	NETHERLANDS	74.88	1,654	75,869	2,259
	NEW ZEALAND	5,281,269.48	1,210,834	55,540,956	1,299,297
	PEOPLE'S REPUBLIC OF CHINA	4,685,821.27	1,927,510	88,414,884	2,064,949
	REPUBLIC OF KOREA	4,338.92	4,747	217,745	5,072
	SINGAPORE	286,772.11	365,934	16,785,392	389,035
	SOLOMON ISLANDS (BRITISH)	73,614.96	22,329	1,024,231	22,796
	SPAIN	3,901.65	14,932	684,931	16,556
	TAIWAN (REP. OF CHINA)	21,739.41	65,962	3,025,677	72,764
	THAILAND	11,223.61	7,163	328,566	7,899
	UK OF GREAT BRITAIN AND N. IRELAND	415.93	7,708	353,566	7,937
	UNITED ARAB EMIRATES, N.E.S.	82.35	7,137	327,374	7,656
	UNITED STATES OF AMERICA	28,671.48	69,252	3,176,589	76,243
	VIETNAM	5,071.46	5,760	264,211	6,356
4409	Wood (including strips and friezes for parquet flooring, not assembled), continuously shaped (tongued, grooved, rebated, chamfered, V-jointed, beaded, moulded, rounded or the like) along any of its edges, ends or faces, whether or not planed, sanded or end-jointed.				
		5,180,569.57	5,705,873	261,728,393	6,045,416
440910	Wood (including strips and friezes for parquet flooring, not assembled), continuously shaped (tongued, grooved, rebated, chamfered, V-jointed, beaded, moulded, rounded or the like) along any of its edges or faces, whether or not planed, sanded or finger-jointed, coniferous				
		1,063,669.12	742,416	34,054,622	790,650
	CANADA	5,719.53	76,186	3,494,652	76,275
	FINLAND	36,399.05	40,688	1,866,359	43,823
	NEW ZEALAND	540,883.11	467,362	21,437,895	499,592
	PEOPLE'S REPUBLIC OF CHINA	471,566.83	154,522	7,087,924	167,143
	SINGAPORE	9,007.51	2,160	99,079	2,249
	UNITED STATES OF AMERICA	93.09	1,498	68,713	1,568

TABLE 8 - Continued

PSCC CODE	COMMODITY AND COUNTRY OF ORIGIN	GROSS WEIGHT (GK)	FOB VALUE		CIF DOLLARS
			DOLLARS	PESOS	
440920	Wood (including strips and friezes for parquet flooring, not assembled), continuously shaped (tongued, grooved, rebated, chamfered, V-jointed, beaded, moulded, rounded or the like) along any of its edges or faces, whether or not planed, sanded or finger-jointed, non-coniferous	4,116,900.45	4,963,457	227,673,771	5,254,766
	AUSTRIA	111,551.36	708,768	32,511,188	727,063
	CANADA	3.33	30	1,376	33
	FINLAND	10,484.04	11,977	549,385	12,829
	GERMANY	172,836.99	419,156	19,226,685	438,601
	GUYANA	21,285.28	18,261	837,632	18,776
	HONG KONG, CHINA	1,037.11	2,528	115,959	3,434
	INDONESIA	52,091.08	78,430	3,597,584	82,137
	ITALY	18,181.90	28,786	1,320,414	32,088
	JAPAN	1,988,215.56	1,112,298	51,021,110	1,232,597
	MALAYSIA	1,695.82	15,060	690,802	15,475
	MYANMAR, UNION OF (BURMA)	336.39	3,166	145,224	4,861
	NETHERLANDS	6,314.96	1,622	74,401	1,668
	NEW ZEALAND	61,320.41	66,253	3,039,025	68,242
	PEOPLE'S REPUBLIC OF CHINA	1,543,078.87	2,206,038	101,190,963	2,315,471
	REPUBLIC OF KOREA	517.84	6,363	291,871	6,728
	SINGAPORE	3,657.85	40,953	1,878,514	43,093
	SPAIN	7.91	459	21,054	543
	TAIWAN (REP. OF CHINA)	7,926.96	66,371	3,044,438	68,985
	THAILAND	108.13	1,389	63,713	1,756
	UNITED STATES OF AMERICA	80,414.18	124,709	5,720,402	129,072
	VIETNAM	35,834.48	50,840	2,332,031	51,314
4410	Particle board and similar board (for example, oriented strand board and waferboard) of wood or other ligneous materials, whether or not agglomerated with resins or other organic binding substances.	37,272,484.05	13,180,110	604,571,649	14,286,705
441021	Oriented strand board and waferboard, of wood, unworked or not further worked than sanded	1,089,158.61	359,630	16,496,228	395,038
	AUSTRIA	20,754.83	9,987	458,104	12,727
	CANADA	81,982.70	31,854	1,461,143	31,996
	HONG KONG, CHINA	2.00	1,040	47,705	1,190
	MALAYSIA	491,754.42	154,900	7,105,263	171,022
	PEOPLE'S REPUBLIC OF CHINA	450,126.43	144,916	6,647,297	159,055
	REPUBLIC OF KOREA	37.76	189	8,669	197
	TAIWAN (REP. OF CHINA)	1,427.60	83	3,807	89
	THAILAND	43,072.87	16,661	764,240	18,762
441029	Other particle board and similar board of wood, whether or not agglomerated with resins or other organic binding substances	3,486,664.82	1,334,690	61,222,231	1,521,941
	AUSTRIA	14,262.42	3,541	162,426	3,879
	HONG KONG, CHINA	143,727.14	12,344	566,219	21,041
	ITALY	104,267.46	51,571	2,365,562	60,702
	JAPAN	86,046.13	46,337	2,125,478	51,757
	MALAYSIA	1,417,511.91	600,939	27,565,072	689,906
	PEOPLE'S REPUBLIC OF CHINA	311,963.24	105,641	4,845,753	119,303
	SINGAPORE	64,222.44	34,340	1,575,176	40,309
	THAILAND	1,308,720.42	423,472	19,424,661	475,875
	VIETNAM	35,943.66	56,505	2,591,884	59,169
441031	Other particle board or similar board of wood, unworked or not further worked than sanded	18,203,803.07	6,217,291	285,187,139	6,532,210
	AUSTRIA	120,059.08	42,354	1,942,778	43,180
	CANADA	18,614.73	12,371	567,458	13,868
	GERMANY	131,171.94	57,231	2,625,186	63,715
	HONG KONG, CHINA	19,191.37	1,620	74,309	1,686
	INDONESIA	24,644.32	37,351	1,713,290	37,842
	ITALY	642,623.65	205,111	9,408,442	218,402
	JAPAN	576,847.63	251,988	11,558,690	268,705
	MALAYSIA	8,260,568.00	3,088,490	141,669,036	3,238,224
	PEOPLE'S REPUBLIC OF CHINA	1,320,544.16	517,240	23,725,799	542,907
	REPUBLIC OF KOREA	7,813.42	1,226	56,237	1,392
	ROMANIA	424,236.04	114,546	5,254,225	123,719
	SINGAPORE	9,263.73	32,017	1,468,620	32,868
	TAIWAN (REP. OF CHINA)	421.70	5,642	258,799	5,817

TABLE 8 - Continued

PSCC CODE	COMMODITY AND COUNTRY OF ORIGIN	GROSS WEIGHT (GK)	FOB VALUE		CIF DOLLARS
			DOLLARS	PESOS	
	THAILAND	5,962,214.62	1,685,259	77,302,830	1,766,612
	UNITED STATES OF AMERICA	19,423.10	8,204	376,317	9,384
	VIETNAM	666,165.58	156,641	7,185,123	163,889
441032	Other particle board or similar board of wood, surface-covered with melamine-impregnated paper	2,200,113.83	811,192	37,209,378	866,550
	HONG KONG, CHINA	47,142.36	18,888	866,393	19,835
	ITALY	19,268.35	5,588	256,322	7,187
	JAPAN	68.63	354	16,238	361
	MALAYSIA	49,912.89	25,417	1,165,878	27,157
	PEOPLE'S REPUBLIC OF CHINA	730,148.95	272,088	12,480,677	292,982
	TAIWAN (REP. OF CHINA)	2,748.99	1,806	82,841	1,930
	THAILAND	1,350,823.66	487,051	22,341,029	517,098
441033	Other particle board or similar board of wood, surface-covered with decorative laminates of plastics	1,449,935.42	499,154	22,896,194	585,907
	GERMANY	19,625.38	5,419	248,570	13,925
	INDONESIA	18,181.08	30,906	1,417,658	34,709
	ITALY	79,724.74	23,120	1,060,514	28,323
	JAPAN	64,953.38	90,624	4,156,923	94,650
	MALAYSIA	586,758.55	124,972	5,732,466	154,363
	PEOPLE'S REPUBLIC OF CHINA	106,395.01	30,315	1,390,549	36,958
	SINGAPORE	5,536.03	9,182	421,178	9,969
	THAILAND	568,761.25	184,616	8,468,336	213,010
441039	Other particle and similar boards of wood, n.e.s., whether or not agglomerated with resins or other organic binding substances	51,765.59	12,393	568,467	13,959
	AUSTRIA	20,915.08	7,579	347,649	8,892
	PEOPLE'S REPUBLIC OF CHINA	30,850.51	4,814	220,818	5,067
441090	Particle board and similar board of other ligneous materials	10,791,042.71	3,945,760	180,992,012	4,371,100
	AUSTRIA	252,344.50	94,252	4,323,339	100,139
	CANADA	8,034.07	4,111	188,572	4,798
	GERMANY	24,347.94	55,871	2,562,803	62,374
	HONG KONG, CHINA	76,555.46	21,760	998,131	26,547
	ITALY	131,600.55	38,164	1,750,583	47,785
	JAPAN	390,196.55	399,238	18,313,047	429,926
	MALAYSIA	2,760,532.04	984,801	45,172,822	1,103,376
	PEOPLE'S REPUBLIC OF CHINA	2,150,335.17	855,752	39,253,344	928,691
	REPUBLIC OF KOREA	13,802.68	12,363	567,091	13,553
	SINGAPORE	280,448.76	196,959	9,034,509	225,062
	SLOVENIA	20,277.51	5,420	248,615	6,308
	TAIWAN (REP. OF CHINA)	707.58	208	9,541	222
	THAILAND	4,680,992.70	1,267,588	58,144,262	1,412,883
	UNITED STATES OF AMERICA	867.20	9,273	425,353	9,436
4411	Fibreboard of wood or other ligneous materials, whether or not bonded with resins or other organic substances.	56,267,262.12	30,038,692	1,377,874,803	31,998,594
441111	Fiberboard of wood or other ligneous materials, of a density exceeding 0.8 g/cm ³ , not mechanically worked or surface covered	22,659,120.04	10,811,596	495,927,909	11,318,490
	AUSTRALIA	203,968.35	103,643	4,754,104	113,562
	AUSTRIA	142.86	1,033	47,384	1,107
	CHILE	10,930.61	10,523	482,690	12,161
	FRANCE	4,089.82	296,343	13,593,253	306,082
	GERMANY	95,387.98	43,818	2,009,932	46,188
	HONG KONG, CHINA	90,318.29	26,136	1,198,858	28,100
	INDONESIA	2,018,269.05	678,295	31,113,392	717,402
	IRELAND	1,520.31	28,237	1,295,231	28,997
	JAPAN	1,813,513.75	772,473	35,433,337	807,879
	MALAYSIA	6,031,615.77	3,489,133	160,046,531	3,635,948
	NEW ZEALAND	1,996,950.38	1,434,061	65,780,378	1,518,845
	PEOPLE'S REPUBLIC OF CHINA	3,367,436.72	1,616,210	74,135,553	1,685,911
	REPUBLIC OF KOREA	104,191.36	48,077	2,205,292	49,842
	SINGAPORE	59,751.23	22,762	1,044,093	25,517
	SLOVENIA	31,142.75	73,620	3,376,949	76,856
	SOLOMON ISLANDS (BRITISH)	174,789.80	61,286	2,811,189	61,630
	SPAIN	13.34	326	14,954	348

TABLE 8 - Continued

PSCC CODE	COMMODITY AND COUNTRY OF ORIGIN	GROSS WEIGHT (GK)	FOB VALUE		CIF
			DOLLARS	PESOS	DOLLARS
	SWITZERLAND	1,472.59	9,745	447,003	10,767
	TAIWAN (REP. OF CHINA)	51,168.55	42,083	1,930,347	43,892
	THAILAND	5,866,492.23	1,826,451	83,779,307	1,900,853
	UNITED ARAB EMIRATES, N.E.S.	1,094.80	4,969	227,928	5,457
	UNITED STATES OF AMERICA	17,711.96	13,500	619,245	13,936
	VIETNAM	717,147.54	208,872	9,580,959	227,210
441119	Fiberboard of wood or other ligneous materials, of a density exceeding 0.8 g/cm3, n.e.s.	6,177,274.34	3,398,924	155,908,644	3,789,212
	AUSTRALIA	21,857.63	19,761	906,437	23,240
	GERMANY	127,532.61	50,186	2,302,032	55,293
	HONG KONG, CHINA	118,718.95	41,616	1,908,926	45,215
	INDONESIA	716,619.58	216,541	9,932,736	254,415
	JAPAN	79,952.54	87,127	3,996,515	98,665
	MALAYSIA	730,222.82	607,231	27,853,686	671,559
	NEW ZEALAND	1,269,951.12	1,094,577	50,208,247	1,212,950
	PEOPLE'S REPUBLIC OF CHINA	2,084,132.49	898,481	41,213,323	998,636
	REPUBLIC OF KOREA	69,810.09	34,986	1,604,808	42,131
	SARAWAK (COMPRISES MALAYSIA)	37,563.16	47,027	2,157,128	49,171
	TAIWAN (REP. OF CHINA)	6,932.21	9,788	448,976	10,380
	THAILAND	913,981.14	291,603	13,375,830	327,557
441121	Fiberboard of wood or other ligneous materials, of a density exceeding 0.5 g/cm3 but not exceeding 0.8 g/cm3, not mechanically worked or surface covered	16,871,013.61	8,707,684	399,421,465	9,250,447
	AUSTRALIA	227,289.67	109,263	5,011,894	124,925
	GERMANY	391.28	558	25,595	595
	HONG KONG, CHINA	175,865.36	84,067	3,856,153	84,286
	INDONESIA	1,405,772.80	438,252	20,102,619	453,429
	JAPAN	359,148.41	66,380	3,044,851	74,270
	MALAYSIA	5,710,583.06	2,703,362	124,003,215	2,863,004
	NEW ZEALAND	4,122,915.64	3,532,191	162,021,601	3,771,719
	PEOPLE'S REPUBLIC OF CHINA	420,081.67	184,019	8,440,952	198,544
	REPUBLIC OF KOREA	1,505.20	1,832	84,034	2,120
	SINGAPORE	304,138.33	272,583	12,503,382	281,910
	THAILAND	2,579,264.05	858,510	39,379,854	918,809
	VIETNAM	1,564,058.14	456,667	20,947,315	476,836
441129	Fiberboard of wood or other ligneous materials, of a density exceeding 0.5 g/cm3 but not exceeding 0.8 g/cm3, n.e.s.	9,034,705.38	6,370,595	292,219,192	6,802,382
	AUSTRALIA	56,881.44	24,054	1,103,357	25,405
	BELGIUM	15.00	690	31,650	737
	CHILE	22,710.39	21,775	998,819	24,642
	GERMANY	1,747.97	545,534	25,023,645	546,220
	HONG KONG, CHINA	70,780.19	25,424	1,166,199	28,582
	INDONESIA	668,296.44	203,816	9,349,040	230,235
	ITALY	52.83	9,992	458,333	10,034
	JAPAN	370,998.64	196,733	9,024,143	248,352
	MALAYSIA	4,419,108.33	2,971,251	136,291,283	3,150,514
	NEW ZEALAND	1,464,713.08	1,227,923	56,324,828	1,312,376
	PEOPLE'S REPUBLIC OF CHINA	448,790.60	240,223	11,019,029	258,866
	REPUBLIC OF KOREA	160.70	4,959	227,469	5,123
	SINGAPORE	15,697.94	320,709	14,710,922	330,202
	SPAIN	323.65	31,633	1,451,006	31,951
	SWITZERLAND	36.00	8,549	392,143	8,852
	THAILAND	920,486.50	302,927	13,895,261	328,448
	UK OF GREAT BRITAIN AND N. IRELAND	3,332.53	5,058	232,010	5,427
	UNITED STATES OF AMERICA	2,943.52	38,431	1,762,830	41,792
	VIETNAM	567,629.63	190,914	8,757,225	214,624
441131	Fiberboard of wood or other ligneous materials, of a density exceeding 0.35 g/cm3 but not exceeding 0.5 g/cm3, not mechanically worked or surface covered	62,535.44	27,165	1,246,059	29,908
	PEOPLE'S REPUBLIC OF CHINA	332.74	3,196	146,601	3,734
	THAILAND	58,738.30	17,160	787,129	19,024
	UK OF GREAT BRITAIN AND N. IRELAND	3,464.40	6,809	312,329	7,150
441139	Fiberboard of wood or other ligneous materials, of a density exceeding 0.35 g/cm3 but not exceeding 0.5 g/cm3, n.e.s.	721,728.93	233,808	10,724,774	266,930

TABLE 8 - Continued

PSCC CODE	COMMODITY AND COUNTRY OF ORIGIN	GROSS WEIGHT (GK)	FOB VALUE		CIF DOLLARS
			DOLLARS	PESOS	
	AUSTRALIA	25,721.88	7,124	326,778	8,377
	GERMANY	898.56	1,895	86,924	1,947
	INDONESIA	276,976.45	83,691	3,838,906	96,138
	THAILAND	256,492.53	91,579	4,200,729	104,769
	VIETNAM	161,639.51	49,519	2,271,437	55,699
441191	Other fiberboard of wood or other ligneous materials, whether or not bonded with resins or other organic substances, not mechanically worked or surface covered	24,502.55	10,631	487,644	11,358
	PEOPLE'S REPUBLIC OF CHINA	21,162.09	4,643	212,974	4,961
	UK OF GREAT BRITAIN AND N. IRELAND	2,851.49	5,155	236,460	5,507
	UNITED STATES OF AMERICA	488.97	833	38,210	890
441199	Other fiberboard of wood or other ligneous materials, whether or not bonded with resins or other organic substances, n.e.s.	716,381.83	478,289	21,939,116	529,867
	AUSTRALIA	64,164.08	31,272	1,434,447	33,368
	CHILE	17,284.74	16,477	755,800	20,848
	INDONESIA	2,992.53	5,168	237,056	5,880
	JAPAN	11,664.12	39,815	1,826,314	41,246
	MALAYSIA	55,389.17	38,690	1,774,710	41,772
	NEW ZEALAND	208,885.23	180,037	8,258,297	202,342
	PEOPLE'S REPUBLIC OF CHINA	205,586.70	87,669	4,021,377	97,781
	TAIWAN (REP. OF CHINA)	16,815.60	3,833	175,820	4,507
	THAILAND	133,152.41	59,360	2,722,843	65,501
	UNITED STATES OF AMERICA	447.25	15,968	732,452	16,622
4412	Plywood, veneered panels and similar laminated wood.	257,616,597.30	119,544,919	5,483,525,432	128,086,635
441213	Plywood consisting solely of sheets of wood, each ply not exceeding 6 mm thickness, with at least one outer ply of tropical wood	6,261,449.62	6,219,415	285,284,565	6,487,276
	HONG KONG, CHINA	202.27	1,401	64,264	1,548
	INDONESIA	180,194.84	111,290	5,104,872	117,851
	JAPAN	347,999.10	504,898	23,159,671	529,573
	MALAYSIA	5,297,592.22	5,365,663	246,122,962	5,584,978
	PEOPLE'S REPUBLIC OF CHINA	307,259.02	113,458	5,204,318	122,969
	SABAH (COMPRISES MALAYSIA)	116,439.76	113,953	5,227,024	121,357
	VIETNAM	11,762.41	8,752	401,454	9,000
441214	Plywood consisting solely of sheets of wood, each ply not exceeding 6 mm thickness, with at least one outer ply of non-coniferous wood	85,129,527.29	33,042,927	1,515,679,062	34,856,246
	HONG KONG, CHINA	55,950.48	14,149	649,015	14,939
	PEOPLE'S REPUBLIC OF CHINA	84,939,942.03	32,970,921	1,512,376,146	34,780,233
	REPUBLIC OF KOREA	3,155.20	833	38,210	889
	RUSSIAN FEDERATION	83,848.57	30,178	1,384,265	32,104
	VIETNAM	46,631.01	26,846	1,231,426	28,081
441219	Other plywood consisting solely of sheets of wood, each ply not exceeding 6 mm thickness, n.e.s.	9,011,260.95	7,605,187	348,849,927	7,930,799
	ARGENTINA	22,705.75	8,134	373,107	9,498
	GERMANY	1,418.19	2,991	137,197	3,074
	HONG KONG, CHINA	2,449.20	2,456	112,657	2,523
	INDONESIA	130.50	435	19,953	473
	ITALY	626.52	27,364	1,255,187	31,958
	JAPAN	177,807.14	617,330	28,316,927	647,681
	MALAYSIA	3,109,567.35	4,620,526	211,943,528	4,796,187
	NETHERLANDS	1.97	240	11,009	250
	PEOPLE'S REPUBLIC OF CHINA	4,494,829.59	1,811,405	83,089,147	1,891,278
	REPUBLIC OF KOREA	833.33	460	21,100	492
	SINGAPORE	65.66	693	31,788	713
	TAIWAN (REP. OF CHINA)	22,793.47	37,297	1,710,813	38,456
	THAILAND	17,900.06	6,892	316,136	8,001
	UNITED STATES OF AMERICA	88.52	1,387	63,621	1,427
	VIETNAM	1,160,043.70	467,577	21,447,757	498,788
441222	Plywood, veneered panels and similar laminated wood, with at least one outer ply of non-coniferous wood; with at least one ply of tropical wood	4,109,623.27	2,741,415	125,748,706	2,907,243

TABLE 8 - Continued

PSCC CODE	COMMODITY AND COUNTRY OF ORIGIN	GROSS WEIGHT (GK)	FOB VALUE		CIF
			DOLLARS	PESOS	DOLLARS
	BELGIUM	6,193.23	4,637	212,699	5,190
	FRANCE	300.63	11,490	527,046	12,880
	GERMANY	334,700.24	161,875	7,425,206	171,781
	HONG KONG, CHINA	50,521.67	58,427	2,680,046	61,517
	INDONESIA	126,165.29	122,993	5,641,689	136,489
	ITALY	12,254.91	4,979	228,387	5,509
	JAPAN	260.46	1,916	87,887	2,627
	MALAYSIA	6,265.79	13,105	601,126	14,606
	PEOPLE'S REPUBLIC OF CHINA	2,990,338.87	2,033,037	93,255,407	2,142,479
	REPUBLIC OF KOREA	118,473.00	71,733	3,290,393	82,193
	ROMANIA	20,654.28	6,445	295,632	7,484
	SINGAPORE	39,648.64	52,139	2,391,616	53,619
	SPAIN	57.99	124	5,688	129
	TAIWAN (REP. OF CHINA)	135,064.59	78,052	3,580,245	82,558
	THAILAND	121,541.47	46,162	2,117,451	46,162
	UK OF GREAT BRITAIN AND N. IRELAND	4,584.03	16,454	754,745	17,676
	UNITED ARAB EMIRATES, N.E.S.	11.16	73	3,349	76
	UNITED STATES OF AMERICA	65,284.91	28,902	1,325,735	33,259
	VIETNAM	77,302.11	28,872	1,324,359	31,009
441223	Plywood, veneered panels and similar laminated wood, with at least one outer ply of non-coniferous wood, containing at least one layer of particle board	1,341,184.50	530,647	24,340,778	598,695
	PEOPLE'S REPUBLIC OF CHINA	1,341,182.76	530,238	24,322,017	598,234
	UNITED STATES OF AMERICA	1.74	409	18,761	461
441229	Other plywood, veneered panels and similar laminated wood, with at least one outer ply of non-coniferous wood, n.e.s.	56,431,227.58	22,209,088	1,018,730,866	24,455,014
	AUSTRALIA	19,710.95	9,680	444,022	10,076
	JAPAN	429,241.03	423,791	19,439,293	467,433
	MALAYSIA	1,171,353.43	1,423,266	65,285,211	1,554,819
	PEOPLE'S REPUBLIC OF CHINA	54,042,423.56	20,001,559	917,471,511	22,029,357
	REPUBLIC OF KOREA	6,516.39	15,351	704,150	16,337
	RUSSIAN FEDERATION	109,428.80	41,537	1,905,302	48,446
	TAIWAN (REP. OF CHINA)	169.15	340	15,596	378
	UNITED STATES OF AMERICA	14,932.15	31,618	1,450,318	33,664
	VIETNAM	637,452.12	261,946	12,015,463	294,504
441292	Other plywood, veneered panels and similar laminated wood, with at least one ply of tropical wood	1,440,499.62	554,944	25,455,282	652,309
	MALAYSIA	648,302.37	270,326	12,399,854	294,063
	PEOPLE'S REPUBLIC OF CHINA	456,737.21	158,973	7,292,092	172,717
	THAILAND	335,460.04	125,645	5,763,336	185,529
441293	Other plywood, veneered panels and similar laminated wood, containing at least one layer of particle board	457,159.20	260,382	11,943,722	271,620
	PEOPLE'S REPUBLIC OF CHINA	457,159.20	260,382	11,943,722	271,620
441299	Other plywood, veneered panels and similar laminated wood, n.e.s.	93,434,665.27	46,380,914	2,127,492,524	49,927,433
	AUSTRALIA	35,260.63	10,468	480,167	12,519
	AUSTRIA	1.66	89	4,082	95
	BELGIUM	638.54	12,978	595,301	13,346
	FRANCE	2,288.80	4,015	184,168	4,289
	HONG KONG, CHINA	310,356.28	182,779	8,384,073	203,451
	INDONESIA	255,370.62	167,416	7,679,372	189,625
	ITALY	2,741.62	1,258	57,704	1,509
	JAPAN	4,290,164.61	3,743,851	171,730,445	3,942,314
	MALAYSIA	9,285,622.93	11,639,196	533,889,920	12,376,325
	NEW ZEALAND	358,286.28	71,907	3,298,374	71,907
	OKINAWA	141.05	9,392	430,811	10,755
	PEOPLE'S REPUBLIC OF CHINA	76,749,531.77	29,294,021	1,343,716,744	31,749,727
	REPUBLIC OF KOREA	5,065.30	18,151	832,586	19,925
	SINGAPORE	356,695.38	347,382	15,934,412	376,410
	SPAIN	303.35	347	15,917	1,640
	TAIWAN (REP. OF CHINA)	48,044.56	43,354	1,988,648	47,489
	THAILAND	5,439.20	3,588	164,582	4,098
	UNITED ARAB EMIRATES, N.E.S.	11.82	78	3,578	81

TABLE 8 - Continued

PSCC CODE	COMMODITY AND COUNTRY OF ORIGIN	GROSS WEIGHT (GK)	FOB VALUE		CIF
			DOLLARS	PESOS	DOLLARS
	UNITED STATES OF AMERICA	26,504.94	11,222	514,753	11,718
	VIETNAM	1,702,195.93	819,422	37,586,887	890,210
4413	Densified wood, in blocks, plates, strips or profile shapes.	1,516,689.74	644,637	29,569,500	676,926
441300	Densified wood, in blocks, plates, strips or profile shapes	1,516,689.74	644,637	29,569,500	676,926
	GERMANY	22.61	300	13,761	484
	HONG KONG, CHINA	605,565.39	231,354	10,612,208	245,021
	INDIA	491.35	11,787	540,670	12,119
	JAPAN	0.01	450	20,642	462
	MALAYSIA	305,887.35	108,273	4,966,483	112,609
	PEOPLE'S REPUBLIC OF CHINA	1,657.23	736	33,760	870
	REPUBLIC OF KOREA	5,592.23	3,623	166,187	3,929
	SINGAPORE	43,608.79	14,019	643,052	16,710
	TAIWAN (REP. OF CHINA)	224,351.28	142,636	6,542,713	149,556
	THAILAND	328,218.84	124,506	5,711,090	128,020
	UK OF GREAT BRITAIN AND N. IRELAND	399.67	1,939	88,942	1,959
	UNITED STATES OF AMERICA	467.72	2,671	122,519	2,748
	VIETNAM	427.27	2,343	107,473	2,439
4414	Wooden frames for paintings, photographs, mirrors or similar objects.	2,503,697.82	1,156,419	53,044,941	1,249,524
441400	Wooden frames for paintings, photographs, mirrors or similar objects	2,503,697.82	1,156,419	53,044,941	1,249,524
	AUSTRALIA	5.84	2,087	95,731	2,387
	CANADA	93.29	723	33,164	773
	FRANCE	573.44	3,272	150,087	3,563
	GERMANY	1,331.93	233	10,688	249
	HONG KONG, CHINA	1,756.53	1,823	83,621	2,088
	INDIA	779.43	3,566	163,572	4,007
	INDONESIA	3,359.60	19,754	906,116	21,729
	JAPAN	5,622.99	30,861	1,415,594	38,430
	MALAYSIA	19,261.29	22,441	1,029,369	23,865
	PEOPLE'S REPUBLIC OF CHINA	2,410,004.73	988,942	45,362,770	1,062,403
	REPUBLIC OF KOREA	3,425.61	1,836	84,217	1,962
	SINGAPORE	204.37	3,802	174,398	4,051
	SPAIN	199.68	840	38,531	1,000
	TAIWAN (REP. OF CHINA)	333.03	5,750	263,753	6,185
	THAILAND	5,691.83	5,231	239,946	5,639
	UK OF GREAT BRITAIN AND N. IRELAND	2,148.99	1,897	87,015	1,951
	UNITED STATES OF AMERICA	48,905.24	63,361	2,906,369	69,242
4415	Packing cases, boxes, crates, drums and similar packings, of wood; cable-drums of wood; pallets, box pallets and other load boards, of wood; pallet collars of wood.	28,596,844.86	15,090,630	692,207,198	15,895,472
441510	Cases, boxes, crates, drums and similar packings; cabledrums	444,382.99	781,389	35,842,313	852,055
	AUSTRALIA	391.75	14,508	665,482	18,069
	CANADA	2.44	115	5,275	123
	FRANCE	532.76	1,803	82,704	2,070
	GERMANY	14,872.34	19,721	904,602	21,392
	HONG KONG, CHINA	44.81	1,724	79,080	1,734
	HUNGARY	35.76	291	13,348	311
	INDIA	925.42	1,214	55,686	1,214
	INDONESIA	1,669.38	2,671	122,519	3,261
	ITALY	250.87	2,497	114,537	2,545
	JAPAN	32,424.80	44,031	2,019,702	48,889
	MACAU	182.77	37	1,697	39
	MALAYSIA	133.51	621	28,485	760
	NETHERLANDS	6,295.28	1,587	72,796	4,683
	PEOPLE'S REPUBLIC OF CHINA	336,854.52	420,074	19,268,794	464,254
	REPUBLIC OF KOREA	18,924.91	207,912	9,536,923	212,306
	SINGAPORE	2,637.88	9,503	435,903	9,853
	SPAIN	2.56	52	2,385	54
	SWEDEN	134.34	918	42,109	980
	SWITZERLAND	33.11	257	11,789	276
	TAIWAN (REP. OF CHINA)	1,313.58	17,013	780,386	18,040
	THAILAND	234.27	1,315	60,319	1,432
	UK OF GREAT BRITAIN AND N. IRELAND	220.45	4,122	189,076	6,241
	UNITED STATES OF AMERICA	26,103.25	15,819	725,618	18,915

TABLE 8 - Continued

PSCC CODE	COMMODITY AND COUNTRY OF ORIGIN	GROSS WEIGHT (GK)	FOB VALUE		CIF DOLLARS
			DOLLARS	PESOS	
	VIETNAM	162.23	13,584	623,098	14,614
441520	Pallets, box pallets and other load boards; pallet collars	28,152,461.87	14,309,241	656,364,885	15,043,417
	ANDORRA	30,101.04	1,397	64,080	1,454
	AUSTRALIA	142,145.77	19,551	896,805	25,462
	FINLAND	36.00	24	1,101	28
	FRANCE	124.87	685	31,421	735
	GERMANY	30,110.05	24,497	1,123,678	26,603
	HONG KONG, CHINA	13,883.42	16,080	737,590	19,048
	INDONESIA	1.49	176	8,073	215
	ITALY	279.08	2,265	103,895	2,503
	JAMAICA (EXCLUDES CAYMAN IS.,TURKS,CAICOS)	852.02	102	4,679	106
	JAPAN	21,488,884.33	9,265,327	425,000,549	9,775,709
	MALAYSIA	3,955,192.97	4,024,334	184,596,201	4,170,710
	PAKISTAN, ISLAMIC REP. OF	6,824.69	915	41,971	953
	PEOPLE'S REPUBLIC OF CHINA	192,833.25	220,470	10,112,958	236,483
	POLAND	5.26	50	2,294	73
	REPUBLIC OF KOREA	2,052,563.09	334,790	15,356,817	355,948
	SAUDI ARABIA	1,301.20	72	3,303	82
	SINGAPORE	2,980.75	6,749	309,577	7,022
	SPAIN	17,622.82	4,717	216,369	5,063
	SWEDEN	4.20	757	34,724	785
	SWITZERLAND	1.58	112	5,137	115
	TAIWAN (REP. OF CHINA)	97,113.83	62,660	2,874,214	68,245
	THAILAND	46,021.22	14,595	669,473	15,438
	UK OF GREAT BRITAIN AND N. IRELAND	3,674.55	30,081	1,379,815	31,389
	UNITED ARAB EMIRATES, N.E.S.	31,568.66	1,601	73,438	1,797
	UNITED STATES OF AMERICA	19,891.60	261,213	11,981,840	280,212
	VIETNAM	18,444.13	16,021	734,883	17,239
4416	Casks, barrels, vats, tubs and other coopers' products and parts thereof, of wood, including staves.	601,829.57	1,784,711	81,864,695	1,900,453
441600	Casks, barrels, vats, tubs and other coopers products and parts thereof, of wood, including staves	601,829.57	1,784,711	81,864,695	1,900,453
	CANADA	81,196.08	48,915	2,243,731	50,339
	FINLAND	96.74	833	38,210	875
	HONG KONG, CHINA	30.60	102	4,679	108
	JAPAN	139.60	5,301	243,157	6,219
	PEOPLE'S REPUBLIC OF CHINA	9,738.07	26,533	1,217,069	27,641
	PUERTO RICO	1,973.16	1,740	79,814	3,840
	REPUBLIC OF KOREA	520.78	13,049	598,558	13,517
	SINGAPORE	0.01	293	13,440	323
	SPAIN	458.40	2,399	110,042	3,605
	TAIWAN (REP. OF CHINA)	5,508.51	12,525	574,522	13,590
	UK OF GREAT BRITAIN AND N. IRELAND	484.11	532	24,403	762
	UNITED STATES OF AMERICA	501,683.51	1,672,489	76,717,070	1,779,634
4417	Tools, tool bodies, tool handles, broom or brush bodies and handles, of wood; boot or shoe lasts and trees, of wood.	68,489.61	98,367	4,512,095	110,111
441700	Tools, tool bodies, tool handles, broom or brush bodies and handles, of wood; boot or shoe lasts and trees, of wood	68,489.61	98,367	4,512,095	110,111
	AUSTRALIA	205.46	144	6,605	172
	FRANCE	443.82	456	20,917	4,036
	INDONESIA	531.20	892	40,916	992
	JAPAN	2,329.34	330	15,137	351
	MALAYSIA	2,128.07	14,002	642,272	14,649
	NETHERLANDS	159.74	2,738	125,592	4,148
	PEOPLE'S REPUBLIC OF CHINA	60,833.21	73,966	3,392,821	78,968
	REPUBLIC OF KOREA	53.37	110	5,046	116
	SINGAPORE	291.51	301	13,807	316
	TAIWAN (REP. OF CHINA)	116.06	1,023	46,925	1,089
	UNITED ARAB EMIRATES, N.E.S.	52.02	853	39,127	1,275
	UNITED STATES OF AMERICA	1,345.81	3,552	162,930	3,999
4418	Builders' joinery and carpentry of wood, including cellular wood panels, assembled parquet panels, shingles and shakes.	92,773,353.94	68,495,832	3,141,903,817	72,016,935
441810	Windows, French-windows and their frames, of wood	409,897.82	1,209,290	55,470,135	1,288,273

TABLE 8 - Continued

PSCC CODE	COMMODITY AND COUNTRY OF ORIGIN	GROSS WEIGHT (GK)	FOB VALUE		CIF
			DOLLARS	PESOS	DOLLARS
	HONG KONG, CHINA	4,247.46	7,965	365,355	10,050
	JAPAN	13,339.93	6,733	308,843	7,139
	MALAYSIA	266.72	1,611	73,897	1,727
	PEOPLE'S REPUBLIC OF CHINA	138,358.85	163,762	7,511,763	172,487
	REPUBLIC OF KOREA	17.84	3,465	158,940	3,699
	SINGAPORE	10,130.81	27,980	1,283,443	28,696
	TAIWAN (REP. OF CHINA)	18.65	1,130	51,833	1,204
	THAILAND	11,569.31	138,855	6,369,279	144,512
	UNITED STATES OF AMERICA	231,359.27	838,410	38,457,867	898,586
	VIETNAM	588.98	19,379	888,915	20,173
441820	Doors and their frames and thresholds, of wood	4,748,928.11	6,139,830	281,634,003	6,469,200
	AUSTRALIA	188.82	11,118	509,983	12,722
	BRUNEI DARUSSALAM	334.92	473	21,697	536
	CANADA	173,816.34	94,602	4,339,394	96,910
	FRANCE	57.50	20,101	922,033	21,953
	GERMANY	65.12	789	36,191	1,252
	HONG KONG, CHINA	104,113.11	178,455	8,185,731	185,601
	INDIA	2,384.91	1,880	86,236	1,884
	INDONESIA	117,818.30	198,143	9,088,819	207,938
	IRELAND	156.03	43,941	2,015,574	46,533
	ITALY	438.01	1,414	64,860	1,474
	JAPAN	36,591.45	284,667	13,057,675	319,625
	MALAYSIA	474,004.62	382,050	17,524,633	402,311
	NETHERLANDS	96.58	9,695	444,710	9,695
	PEOPLE'S REPUBLIC OF CHINA	3,048,343.71	3,864,760	177,276,541	4,048,888
	REPUBLIC OF KOREA	58,048.19	43,224	1,982,685	47,044
	SINGAPORE	806.12	15,229	698,554	16,034
	SPAIN	37.58	493	22,614	587
	TAIWAN (REP. OF CHINA)	6,350.79	3,969	182,058	4,179
	THAILAND	614,921.47	599,691	27,507,827	629,881
	UK OF GREAT BRITAIN AND N. IRELAND	885.86	94,415	4,330,816	101,085
	UNITED STATES OF AMERICA	37,068.27	256,900	11,784,003	276,345
	VIETNAM	72,400.41	33,821	1,551,369	36,723
441830	Parquet panels, of wood	1,923,536.20	2,225,676	102,091,758	2,327,851
	AUSTRIA	2,518.31	736	33,760	785
	BELGIUM	22,079.38	34,696	1,591,506	35,674
	DEMOCRATIC PEOPLE'S REP. OF KOREA	16,287.04	8,339	382,510	9,040
	DENMARK	7,507.67	13,674	627,226	13,718
	GERMANY	198.14	233	10,688	248
	HONG KONG, CHINA	352.73	546	25,045	633
	INDONESIA	9,565.82	17,255	791,487	17,659
	ITALY	6,793.17	6,098	279,715	6,527
	MALAYSIA	362,403.68	636,483	29,195,475	663,709
	PEOPLE'S REPUBLIC OF CHINA	1,392,500.56	1,187,767	54,482,872	1,247,261
	REPUBLIC OF KOREA	12,025.79	2,789	127,931	2,880
	SPAIN	26.96	124	5,688	129
	TAIWAN (REP. OF CHINA)	52,241.86	158,135	7,253,652	164,563
	UK OF GREAT BRITAIN AND N. IRELAND	352.15	1,272	58,347	1,308
	UNITED STATES OF AMERICA	29,944.45	146,734	6,730,689	152,479
	VIETNAM	8,738.49	10,795	495,167	11,238
441840	Shuttering of concrete constructional work, of wood	79,110.39	95,936	4,400,584	101,331
	CANADA	24,137.56	48,527	2,225,933	49,895
	GERMANY	1,175.07	10,152	465,672	12,641
	PEOPLE'S REPUBLIC OF CHINA	53,797.76	37,257	1,708,979	38,795
441850	Shingles and shakes, of wood	37.42	548	25,137	577
	JAPAN	37.42	548	25,137	577

TABLE 8 - *Continued*

PSCC CODE	COMMODITY AND COUNTRY OF ORIGIN	GROSS WEIGHT (GK)	FOB VALUE		CIF DOLLARS
			DOLLARS	PESOS	
441890	Other builders' joinery and carpentry of wood, n.e.s.	85,611,844.00	58,824,552	2,698,282,200	61,829,703
	AUSTRALIA	44,134.63	28,808	1,321,423	31,204
	AUSTRIA	68,870.50	59,823	2,744,081	62,958
	BELGIUM	59,987.74	81,703	3,747,717	88,202
	CANADA	50,375,263.61	36,975,189	1,696,051,920	38,612,781
	DEMOCRATIC PEOPLE'S REP. OF KOREA	11,651.86	6,621	303,705	7,077
	FINLAND	11,988.17	12,827	588,374	13,749
	FRANCE	48,394.49	30,089	1,380,182	35,118
	GERMANY	4,384,533.19	3,088,382	141,664,082	3,227,269
	HONG KONG, CHINA	45,936.86	37,577	1,723,657	40,178
	INDONESIA	16,062.70	27,860	1,277,938	29,858
	ITALY	5,641.04	9,825	450,673	10,209
	JAPAN	2,551,653.28	1,568,335	71,939,526	1,647,878
	MALAYSIA	2,363,321.33	2,483,108	113,900,164	2,615,706
	MYANMAR, UNION OF (BURMA)	601.01	5,147	236,093	5,506
	NETHERLANDS	76,146.83	74,742	3,428,416	77,802
	NEW ZEALAND	310,527.74	373,824	17,147,307	398,795
	PEOPLE'S REPUBLIC OF CHINA	18,531,229.61	8,906,895	408,559,274	9,577,573
	PORTUGAL	22,038.37	23,167	1,062,670	24,785
	REPUBLIC OF KOREA	77,212.46	53,344	2,446,889	55,842
	ROMANIA	176,590.54	137,665	6,314,694	144,412
	RUSSIAN FEDERATION	44,153.01	43,330	1,987,547	49,863
	SINGAPORE	584,945.27	571,035	26,193,375	638,789
	SLOVENIA	216,066.55	151,022	6,927,379	155,195
	SPAIN	7,614.07	12,749	584,797	13,713
	TAIWAN (REP. OF CHINA)	63,176.62	35,703	1,637,697	37,844
	THAILAND	510,417.91	427,713	19,619,195	440,286
	TURKEY	23,679.32	29,593	1,357,431	30,771
	UK OF GREAT BRITAIN AND N. IRELAND	7,575.61	68,869	3,159,021	73,583
	UNITED STATES OF AMERICA	3,714,852.67	2,583,726	118,515,512	2,712,930
	VIETNAM	1,257,577.01	915,881	42,011,461	969,827
4419	Tableware and kitchenware, of wood.	3,147,009.16	1,862,759	85,444,756	1,985,026
441900	Tableware and kitchenware, of wood	3,147,009.16	1,862,759	85,444,756	1,985,026
	BRAZIL	3,147.47	5,552	254,670	5,931
	FRANCE	881.41	5,822	267,055	6,215
	GERMANY	390.13	3,621	166,095	3,912
	HONG KONG, CHINA	98,057.72	75,196	3,449,241	83,200
	INDIA	597.37	5,618	257,698	6,337
	INDONESIA	499.71	3,250	149,078	3,446
	ITALY	940.54	3,528	161,829	3,644
	JAPAN	64,491.81	112,618	5,165,788	118,873
	MALAYSIA	6.09	35	1,605	37
	NETHERLANDS	81.03	312	14,311	322
	PEOPLE'S REPUBLIC OF CHINA	2,787,068.61	1,407,723	64,572,254	1,496,270
	REPUBLIC OF KOREA	6,094.99	35,311	1,619,716	36,803
	SINGAPORE	117,077.00	68,488	3,141,545	73,111
	SPAIN	52.19	601	27,568	682
	TAIWAN (REP. OF CHINA)	24,149.82	12,188	559,064	13,065
	THAILAND	3,999.21	2,630	120,638	2,768
	UK OF GREAT BRITAIN AND N. IRELAND	65.08	1,739	79,768	1,810
	UNITED ARAB EMIRATES, N.E.S.	3,293.83	10,706	491,084	11,439
	UNITED STATES OF AMERICA	34,917.06	98,200	4,504,434	106,708
	VIETNAM	1,198.09	9,621	441,315	10,453
4420	Wood marquetry and inlaid wood; caskets and cases for jewellery or cutlery, and similar articles, of wood; statuettes and other ornaments, of wood; wooden articles of furniture not falling in Chapter 94.	771,245.40	1,350,256	61,936,242	1,416,274
442010	Statuettes and other ornaments, of wood	184,403.23	175,727	8,060,598	189,310

TABLE 8 - Continued

PSCC CODE	COMMODITY AND COUNTRY OF ORIGIN	GROSS WEIGHT (GK)	FOB VALUE		CIF
			DOLLARS	PESOS	DOLLARS
	DENMARK	5.00	45	2,064	46
	FRANCE	165.45	972	44,586	1,037
	GERMANY	4,177.23	6,996	320,907	7,397
	HONG KONG, CHINA	70.97	2,196	100,731	2,580
	INDIA	3,513.93	13,259	608,190	15,072
	INDONESIA	9,209.98	8,678	398,060	9,779
	JAPAN	889.06	969	44,448	1,122
	MALAYSIA	88.61	1,513	69,401	1,576
	MAURITIUS	6.00	24	1,101	27
	NETHERLANDS ANTILLES	68.06	473	21,697	505
	PEOPLE'S REPUBLIC OF CHINA	153,547.61	118,716	5,445,503	126,187
	REPUBLIC OF KOREA	0.80	78	3,578	92
	SPAIN	30.07	709	32,522	1,030
	THAILAND	10,890.55	9,714	445,581	10,423
	UK OF GREAT BRITAIN AND N. IRELAND	34.80	729	33,439	785
	UNITED STATES OF AMERICA	686.55	5,698	261,367	6,263
	VIETNAM	1,018.56	4,958	227,423	5,389
442090	Other wood marquetry and inlaid wood; caskets and cases for jewellery or cutlery, and similar articles, of wood	586,842.17	1,174,529	53,875,644	1,226,964
	FRANCE	237.58	2,404	110,271	2,557
	GERMANY	419.83	7,147	327,833	8,158
	HONG KONG, CHINA	2,265.29	14,397	660,390	15,397
	INDIA	237,862.62	630,752	28,932,594	648,935
	INDONESIA	57,142.26	146,665	6,727,524	153,079
	JAPAN	2,793.01	5,637	258,569	6,257
	MALAYSIA	103.98	1,390	63,759	2,033
	PEOPLE'S REPUBLIC OF CHINA	217,520.40	211,783	9,714,486	228,158
	REPUBLIC OF KOREA	3,385.84	7,819	358,657	8,537
	SINGAPORE	395.42	7,104	325,861	7,880
	SLOVENIA	0.78	343	15,733	357
	SWITZERLAND	574.65	12,043	552,412	13,752
	TAIWAN (REP. OF CHINA)	47,579.58	42,147	1,933,283	45,031
	THAILAND	82.35	28	1,284	50
	UK OF GREAT BRITAIN AND N. IRELAND	233.01	7,768	356,319	8,358
	UNITED STATES OF AMERICA	8,746.92	62,950	2,887,516	63,774
	VIETNAM	7,498.65	14,152	649,153	14,651
4421	Other articles of wood.	4,638,078.95	6,312,554	289,556,855	6,677,568
442110	Clothes hangers, of wood	487,658.29	426,365	19,557,363	469,978
	AUSTRALIA	10.85	106	4,862	214
	CAMBODIA (DEMOCRATIC KAMPUCHEA)	5,776.50	3,480	159,628	3,775
	CANADA	1,142.92	344	15,779	583
	FRANCE	22.27	196	8,991	222
	GERMANY	211.40	600	27,522	625
	HONG KONG, CHINA	34,014.64	55,514	2,546,427	58,599
	INDONESIA	326.91	412	18,898	426
	JAPAN	9,175.12	48,333	2,217,035	52,583
	PEOPLE'S REPUBLIC OF CHINA	408,428.32	246,776	11,319,615	275,988
	REPUBLIC OF KOREA	1,561.73	5,248	240,726	6,725
	SINGAPORE	67.64	647	29,678	769
	SPAIN	2,668.89	20,256	929,143	21,025
	SWEDEN	244.19	2,055	94,263	2,864
	TAIWAN (REP. OF CHINA)	11,874.98	34,221	1,569,717	36,604
	THAILAND	10,495.44	3,777	173,251	4,105
	UNITED ARAB EMIRATES, N.E.S.	81.80	413	18,944	484
	UNITED STATES OF AMERICA	658.19	3,263	149,674	3,615
	VIETNAM	896.50	724	33,210	772
442190	Other articles of wood, n.e.s.	4,150,420.66	5,886,189	269,999,492	6,207,590

TABLE 8 - Continued

PSCC CODE	COMMODITY AND COUNTRY OF ORIGIN	GROSS WEIGHT (GK)	FOB VALUE		CIF
			DOLLARS	PESOS	DOLLARS
	AUSTRALIA	7,617.93	78,424	3,597,309	80,700
	BELGIUM	245.97	664	30,458	685
	CANADA	2.33	341	15,642	355
	DENMARK	865.06	14,000	642,180	14,581
	FINLAND	68.02	818	37,522	848
	FRANCE	601.93	4,773	218,937	5,198
	GERMANY	75,893.75	71,450	3,277,412	74,551
	HONG KONG, CHINA	28,901.79	45,605	2,091,902	47,135
	INDIA	1,715.59	6,338	290,725	6,913
	INDONESIA	53,519.60	115,082	5,278,812	141,578
	ISRAEL	215.43	4,627	212,240	5,585
	ITALY	4,489.34	23,212	1,064,735	26,043
	JAPAN	400,092.32	273,248	12,533,885	304,127
	MALAYSIA	6,872.05	34,016	1,560,314	42,766
	MEXICO	16,583.46	99,544	4,566,083	99,544
	NETHERLANDS	136.74	1,556	71,373	1,739
	NETHERLANDS ANTILLES	2.13	39	1,789	42
	NEW ZEALAND	8.06	830	38,072	859
	PEOPLE'S REPUBLIC OF CHINA	1,955,486.17	1,804,690	82,781,131	1,888,247
	POLAND	3,978.10	3,741	171,600	4,342
	REPUBLIC OF KOREA	28,047.39	125,458	5,754,759	135,180
	SINGAPORE	6,515.31	51,142	2,345,884	59,289
	SPAIN	1,071.42	8,685	398,381	9,276
	SWITZERLAND	2,310.46	22,294	1,022,625	23,872
	TAIWAN (REP. OF CHINA)	554,424.89	1,184,223	54,320,309	1,221,909
	THAILAND	269,638.21	580,849	26,643,544	595,970
	UK OF GREAT BRITAIN AND N. IRELAND	2,781.72	2,244	102,932	5,352
	UNITED ARAB EMIRATES, N.E.S.	575.07	19,556	897,034	20,055
	UNITED STATES OF AMERICA	67,675.14	236,799	10,861,969	258,658
	VIETNAM	660,085.28	1,071,941	49,169,934	1,132,191
45	Cork and articles of cork	404,749.33	733,326	33,637,663	785,755
4501	Natural cork, raw or simply prepared; waste cork; crushed, granulated or ground cork.	69,753.48	92,638	4,249,305	103,420
450110	Natural cork, raw or simply prepared	38,711.79	15,627	716,811	18,249
	JAPAN	4.83	716	32,843	745
	PEOPLE'S REPUBLIC OF CHINA	38,534.20	13,850	635,300	15,328
	UNITED STATES OF AMERICA	172.76	1,061	48,668	2,176
450190	Waste cork; crushed, granulated or ground cork, n.e.s.	31,041.69	77,011	3,532,494	85,171
	GERMANY	63.35	359	16,467	418
	INDIA	0.83	1,622	74,401	1,722
	PORTUGAL	30,793.76	74,817	3,431,856	82,759
	UNITED STATES OF AMERICA	183.75	213	9,770	272
4502	Natural cork, debarked or roughly squared, or in rectangular (including square) blocks, plates, sheets or strip (including sharp-edged blanks for corks or stoppers).	462.43	9,344	428,609	9,728
450200	Natural cork, debarked or roughly squared, or in rectangular (including square) blocks, plates, sheets or strip (including sharp-edged blanks for corks or stoppers)	462.43	9,344	428,609	9,728
	JAPAN	50.62	466	21,375	486
	UK OF GREAT BRITAIN AND N. IRELAND	411.81	8,878	407,234	9,242
4503	Articles of natural cork.	41,214.09	99,581	4,567,779	106,034
450310	Corks and stoppers, of natural cork	4,539.26	47,852	2,194,971	52,023
	FRANCE	6.96	495	22,706	576
	HONG KONG, CHINA	0.87	116	5,321	118

TABLE 8 - Continued

PSCC CODE	COMMODITY AND COUNTRY OF ORIGIN	GROSS WEIGHT (GK)	FOB VALUE		CIF
			DOLLARS	PESOS	DOLLARS
	JAPAN	150.25	3,268	149,903	4,136
	PEOPLE'S REPUBLIC OF CHINA	212.90	1,998	91,648	2,229
	PORTUGAL	4,156.31	41,894	1,921,678	44,878
	REPUBLIC OF KOREA	6.67	59	2,706	63
	TAIWAN (REP. OF CHINA)	5.30	22	1,009	23
450390	Other articles of natural cork	36,674.83	51,729	2,372,808	54,011
	FRANCE	9.11	58	2,660	62
	JAPAN	3.46	153	7,018	164
	MALAYSIA	23.61	899	41,237	937
	PEOPLE'S REPUBLIC OF CHINA	3,027.04	4,835	221,781	5,128
	PORTUGAL	33,370.38	44,698	2,050,297	46,584
	REPUBLIC OF KOREA	82.67	62	2,844	67
	SINGAPORE	64.85	183	8,394	188
	SWEDEN	2.41	241	11,055	251
	TAIWAN (REP. OF CHINA)	91.30	600	27,522	630
4504	Agglomerated cork (with or without a binding substance) and articles of agglomerated cork.	293,319.33	531,763	24,391,970	566,573
450410	Blocks, plates, sheets and strip; tiles of any shape; solid cylinders, including discs, of agglomerated cork	87,646.06	252,840	11,597,772	270,271
	JAPAN	931.35	49,609	2,275,565	51,608
	NETHERLANDS	4,163.89	16,920	776,120	19,610
	PEOPLE'S REPUBLIC OF CHINA	22,055.60	55,257	2,534,639	59,393
	PORTUGAL	57,890.37	110,180	5,053,957	117,723
	REPUBLIC OF KOREA	1,253.08	543	24,907	628
	SINGAPORE	1.41	2,815	129,124	2,921
	TAIWAN (REP. OF CHINA)	5.22	133	6,101	141
	UK OF GREAT BRITAIN AND N. IRELAND	998.07	13,711	628,924	14,529
	UNITED STATES OF AMERICA	347.07	3,672	168,435	3,718
450490	Other agglomerated cork and articles of agglomerated cork, n.e.s.	205,673.27	278,923	12,794,198	296,302
	AUSTRIA	17,674.87	30,860	1,415,548	31,736
	GERMANY	37,823.59	6,221	285,357	6,663
	HONG KONG, CHINA	7.60	106	4,862	109
	HUNGARY	1.02	611	28,027	628
	ITALY	0.90	162	7,431	193
	JAPAN	453.14	8,734	400,628	9,462
	NETHERLANDS	17.91	1,845	84,630	2,197
	PEOPLE'S REPUBLIC OF CHINA	5,647.30	8,816	404,390	9,000
	PORTUGAL	67,374.52	131,603	6,036,630	142,473
	REPUBLIC OF KOREA	20.86	1,564	71,741	1,772
	SINGAPORE	3,487.45	32,738	1,501,692	33,473
	SPAIN	72,395.96	43,947	2,015,849	46,575
	TAIWAN (REP. OF CHINA)	49.95	666	30,549	712
	UK OF GREAT BRITAIN AND N. IRELAND	52.45	2,526	115,868	2,699
	UNITED STATES OF AMERICA	665.75	8,524	390,996	8,610
46	Manufactures of straw, of esparto or of other plaiting materials; basketware and wickerwork	644,017.51	1,039,825	47,696,771	1,100,672
4601	Plaits and similar products of plaiting materials, whether or not assembled into strips, plaiting materials, plaits and similar products of plaiting materials, bound together in parallel strands or woven, in sheet form, whether or not being finished articles (for example, mats, matting, screens).	259,955.12	371,954	17,061,531	400,795
460120	Mats, matting and screens of vegetable materials	69,421.96	57,800	2,651,286	62,411
	BANGLADESH	157.18	1,325	60,778	1,450
	HONG KONG, CHINA	9.32	111	5,092	130
	JAPAN	22,184.74	7,602	348,703	8,348

TABLE 8 - Continued

PSCC CODE	COMMODITY AND COUNTRY OF ORIGIN	GROSS WEIGHT (GK)	FOB VALUE		CIF
			DOLLARS	PESOS	DOLLARS
	PEOPLE'S REPUBLIC OF CHINA	46,855.72	44,939	2,061,352	48,480
	REPUBLIC OF KOREA	105.34	209	9,587	223
	SPAIN	65.46	139	6,376	144
	TAIWAN (REP. OF CHINA)	44.20	3,475	159,398	3,636
460191	Other plaiting materials, plaits and similar products of vegetable materials	98,053.23	106,542	4,887,082	116,666
	PEOPLE'S REPUBLIC OF CHINA	97,306.90	94,527	4,335,954	102,988
	SINGAPORE	746.33	12,015	551,128	13,678
460199	Other plaiting materials, plaits and similar products of plaiting materials, n.e.s. bound together in parallel strands or woven, in sheet form, whether or not being finished articles	92,479.93	207,612	9,523,163	221,718
	BANGLADESH	36.67	300	13,761	320
	FRANCE	12.14	390	17,889	415
	HONG KONG, CHINA	1,840.78	1,970	90,364	2,233
	INDONESIA	2,999.41	5,193	238,203	5,215
	ITALY	28.38	3,757	172,334	3,860
	JAPAN	6,069.13	103,195	4,733,555	110,437
	MALAYSIA	1,647.27	16,816	771,350	17,555
	PEOPLE'S REPUBLIC OF CHINA	76,637.88	66,892	3,068,336	72,076
	REPUBLIC OF KOREA	3,207.53	9,068	415,949	9,570
	SINGAPORE	0.74	31	1,422	37
4602	Basketwork, wickerwork and other articles, made directly to shape from plaiting materials or made up from goods of heading 46.01; articles of loofah.	384,062.39	667,871	30,635,240	699,877
460210	Basketwork, wickerwork and other articles, made directly to shape from plaiting materials or made up from goods of heading No. 46.01; articles of loofah	95,324.80	239,492	10,985,497	255,128
	DENMARK	9.02	81	3,715	83
	FRANCE	95.82	260	11,926	270
	HONG KONG, CHINA	5,502.40	3,332	152,839	3,571
	INDIA	27.48	612	28,072	648
	INDONESIA	1,640.04	9,411	431,683	9,567
	ITALY	36.59	4,270	195,865	4,392
	JAPAN	4,477.19	6,800	311,915	7,726
	MALAYSIA	395.21	2,864	131,372	3,146
	PEOPLE'S REPUBLIC OF CHINA	77,014.52	192,016	8,807,773	204,774
	REPUBLIC OF KOREA	187.95	3,116	142,931	3,202
	SINGAPORE	883.11	3,697	169,582	3,841
	SPAIN	65.16	139	6,376	207
	TAIWAN (REP. OF CHINA)	2,543.20	2,225	102,061	2,338
	UK OF GREAT BRITAIN AND N. IRELAND	1.74	217	9,954	244
	UNITED STATES OF AMERICA	962.83	7,618	349,438	7,844
	VIETNAM	1,482.54	2,834	129,995	3,275
460290	Other basketwork, wickerwork and other articles, n.e.s., made directly to shape from plaiting materials or made up from goods of heading No. 46.01; articles of loofah	288,737.59	428,379	19,649,743	444,749
	BANGLADESH	4,358.31	3,077	141,142	3,623
	FRANCE	5.81	44	2,018	48
	HONG KONG, CHINA	102.37	391	17,935	407
	INDONESIA	44,029.30	181,484	8,324,671	184,291
	ITALY	16.92	2,290	105,042	2,300
	JAPAN	775.09	2,560	117,427	2,657
	MALAYSIA	280.38	4,888	224,213	5,241
	PEOPLE'S REPUBLIC OF CHINA	236,815.82	218,338	10,015,164	229,825
	SINGAPORE	0.72	83	3,807	88
	THAILAND	136.60	638	29,265	682
	UK OF GREAT BRITAIN AND N. IRELAND	58.29	1,204	55,227	1,295
	UNITED ARAB EMIRATES, N.E.S.	11.76	122	5,596	146
	UNITED STATES OF AMERICA	1,877.27	11,478	526,496	12,351
	VIETNAM	268.95	1,782	81,740	1,795

TABLE 8 - Continued

PSCC CODE	COMMODITY AND COUNTRY OF ORIGIN	GROSS WEIGHT (GK)	FOB VALUE		CIF
			DOLLARS	PESOS	DOLLARS
47	Pulp of wood or of other fibrous cellulosic material; waste and scrap of paper or paperboard	142,983,176.15	57,737,727	2,648,429,533	62,273,399
4701	Mechanical wood pulp.	644,935.28	632,666	29,020,389	691,895
470100	Mechanical wood pulp	644,935.28	632,666	29,020,389	691,895
	CANADA	264,241.20	79,415	3,642,766	86,312
	GERMANY	379,671.77	550,897	25,269,645	602,887
	UNITED STATES OF AMERICA	1,022.31	2,354	107,978	2,696
4702	Chemical wood pulp, dissolving grades.	363,130.25	428,336	19,647,772	447,693
470200	Chemical wood pulp, dissolving grades	363,130.25	428,336	19,647,772	447,693
	BELGIUM	16,630.24	16,123	739,562	18,149
	GERMANY	327,933.88	403,476	18,507,444	419,774
	PEOPLE'S REPUBLIC OF CHINA	18,566.13	8,737	400,766	9,770
4703	Chemical wood pulp, soda or sulphate, other than dissolving grades.	55,550,889.20	32,670,548	1,498,598,036	35,728,898
470311	Chemical wood pulp, soda or sulphate, other than dissolving grades, unbleached, coniferous	7,885,962.29	4,545,654	208,509,149	4,938,161
	CHILE	1,808,658.31	1,073,370	49,235,482	1,107,330
	GERMANY	257,093.62	149,352	6,850,776	155,469
	NEW ZEALAND	3,857,578.09	2,353,888	107,972,843	2,450,630
	RUSSIAN FEDERATION	812,416.28	466,292	21,388,814	505,915
	UNITED STATES OF AMERICA	1,150,215.99	502,752	23,061,234	718,817
470319	Chemical wood pulp, soda or sulphate, other than dissolving grades, unbleached, non-coniferous	3,739,141.90	1,936,770	88,839,640	2,117,973
	CHILE	778,661.26	473,877	21,736,738	493,205
	SINGAPORE	2,802,353.07	1,369,917	62,838,093	1,531,211
	TAIWAN (REP. OF CHINA)	70,783.48	34,108	1,564,534	34,626
	UNITED STATES OF AMERICA	87,344.09	58,868	2,700,275	58,931
470321	Chemical wood pulp, soda or sulphate, other than dissolving grades, semi-bleached or bleached, coniferous	34,010,664.36	22,672,442	1,039,984,914	24,868,366
	CANADA	19,201.01	9,113	418,013	15,073
	GERMANY	247,745.03	165,135	7,574,742	174,023
	PEOPLE'S REPUBLIC OF CHINA	124,045.04	64,361	2,952,239	68,575
	UNITED STATES OF AMERICA	33,619,673.28	22,433,833	1,029,039,920	24,610,695
470329	Chemical wood pulp, soda or sulphate, other than dissolving grades, semi-bleached or bleached, non-coniferous	9,915,120.65	3,515,682	161,264,333	3,804,398
	BRAZIL	43,321.10	25,220	1,156,841	28,571
	CANADA	238,103.37	72,478	3,324,566	82,031
	CHILE	179,780.67	60,186	2,760,732	62,508
	INDONESIA	1,529,518.66	481,138	22,069,800	508,306
	SOUTH AFRICA, REP. OF	6,846,296.66	2,283,763	104,756,209	2,466,634
	UNITED STATES OF AMERICA	1,078,100.19	592,897	27,196,185	656,348
4704	Chemical wood pulp, sulphite, other than dissolving grades.	1,699,962.89	1,258,576	57,730,881	1,328,623
470411	Chemical wood pulp, sulphite, other than dissolving grades, unbleached coniferous	1,460,281.64	917,102	42,067,469	959,984
	NEW ZEALAND	1,460,281.64	917,102	42,067,469	959,984
470429	Chemical wood pulp, sulphite, other than dissolving grades, semi-bleached or bleached, non-coniferous	239,681.25	341,474	15,663,412	368,639
	GERMANY	159,609.19	226,483	10,388,775	243,890
	UNITED STATES OF AMERICA	80,072.06	114,991	5,274,637	124,749

TABLE 8 - Continued

PSCC CODE	COMMODITY AND COUNTRY OF ORIGIN	GROSS WEIGHT (GK)	FOB VALUE		CIF
			DOLLARS	PESOS	DOLLARS
4705	Wood pulp obtained by a combination of mechanical and chemical pulping processes.	176,065.77	131,076	6,012,456	138,045
470500	Semi-chemical wood pulp	176,065.77	131,076	6,012,456	138,045
	GERMANY	75,123.56	46,181	2,118,322	49,341
	NEW ZEALAND	19,387.67	7,293	334,530	8,325
	PEOPLE'S REPUBLIC OF CHINA	44,786.54	44,555	2,043,738	45,799
	TAIWAN (REP. OF CHINA)	36,768.00	33,047	1,515,866	34,580
4706	Pulps of fibres derived from recovered (waste and scrap) paper or paperboard or of other fibrous cellulosic material.	909,370.79	1,214,082	55,689,939	1,297,222
470610	Cotton linters pulp	375,777.69	408,441	18,735,188	415,792
	INDIA	61,419.13	41,474	1,902,412	43,860
	PEOPLE'S REPUBLIC OF CHINA	314,358.56	366,967	16,832,776	371,932
470620	Pulps of fibers derived from recovered (waste and scrap) paper or paperboard	353,826.41	262,507	12,041,196	294,697
	GEORGIA	13,801.12	5,501	252,331	5,713
	GERMANY	220,680.52	204,939	9,400,552	222,323
	UNITED STATES OF AMERICA	119,344.77	52,067	2,388,313	66,661
470691	Other pulps of fibers derived from recovered (waste and scrap) paper or paperboard, mechanical	19,909.38	34,815	1,596,963	36,831
	GERMANY	2,201.57	3,138	143,940	3,495
	HONG KONG, CHINA	3.89	546	25,045	568
	JAPAN	91.70	812	37,246	902
	POLAND	14,801.68	19,904	912,996	21,172
	TAIWAN (REP. OF CHINA)	2,810.54	10,415	477,736	10,694
470692	Other pulps of fibers derived from recovered (waste and scrap) paper or paperboard, chemical	21,857.74	94,304	4,325,724	109,366
	JAPAN	21,857.74	94,304	4,325,724	109,366
470693	Other pulps of fibers derived from recovered (waste and scrap) paper or paperboard, semi-chemical	137,999.57	414,015	18,990,868	440,536
	GERMANY	73,600.01	139,263	6,387,994	147,432
	JAPAN	59,445.68	255,616	11,725,106	273,104
	REPUBLIC OF KOREA	24.96	1,272	58,347	1,272
	TAIWAN (REP. OF CHINA)	2,098.88	9,345	428,655	9,984
	UNITED STATES OF AMERICA	2,830.04	8,519	390,766	8,744
4707	Recovered (waste and scrap) paper or paperboard.	83,638,821.97	21,402,443	981,730,060	22,641,023
470710	Recovered waste and scrap: of unbleached kraft paper or paperboard or of corrugated paper or paperboard	6,261,375.38	1,701,342	78,040,558	1,814,870
	AUSTRALIA	252,863.06	37,186	1,705,722	37,186
	FINLAND	2,638,759.73	595,118	27,298,063	624,477
	HONG KONG, CHINA	63,386.11	68,669	3,149,847	70,632
	NEW ZEALAND	688,018.02	135,139	6,198,826	141,537
	PEOPLE'S REPUBLIC OF CHINA	28,858.78	25,969	1,191,198	30,106
	REPUBLIC OF KOREA	19,036.21	20,137	923,684	25,736
	SWEDEN	878,014.90	337,568	15,484,244	382,868
	UNITED STATES OF AMERICA	1,692,438.57	481,556	22,088,974	502,328
470720	Recovered waste and scrap: of other paper or paperboard made mainly of bleached chemical pulp, not coloured in the mass	14,241,028.03	4,972,126	228,071,419	5,272,111
	AUSTRALIA	36,167.47	11,685	535,991	13,051
	GERMANY	170,931.37	67,941	3,116,454	89,537
	HONG KONG, CHINA	2,400,846.79	834,112	38,260,717	882,010
	JAMAICA (EXCLUDES CAYMAN IS., TURKS, CAICOS)	15,852.92	2,584	118,528	2,761

TABLE 8 - Continued

PSCC CODE	COMMODITY AND COUNTRY OF ORIGIN	GROSS WEIGHT (GK)	FOB VALUE		CIF
			DOLLARS	PESOS	DOLLARS
	JAPAN	525,022.61	201,978	9,264,731	213,593
	NETHERLANDS	212,850.00	45,763	2,099,149	48,957
	SINGAPORE	4,293,012.99	1,525,659	69,981,978	1,582,756
	SWEDEN	113,488.07	39,152	1,795,902	54,220
	TAIWAN (REP. OF CHINA)	1,440,968.65	494,645	22,689,366	535,872
	THAILAND	2,936,165.47	1,011,359	46,391,037	1,036,549
	UNITED STATES OF AMERICA	2,095,721.69	737,248	33,817,566	812,805
470730	Recovered waste and scrap: of paper or paperboard made mainly of mechanical pulp (for example, newspapers, journals and similar printed matter)	1,005,990.28	281,757	12,924,194	319,891
	CAMEROON	34,751.36	8,236	377,785	10,050
	CANADA	298,734.08	70,724	3,244,110	80,668
	JAPAN	339,339.08	105,569	4,842,450	119,006
	PEOPLE'S REPUBLIC OF CHINA	560.94	2,451	112,427	2,541
	THAILAND	3.47	165	7,569	186
	UNITED ARAB EMIRATES, N.E.S.	159,380.00	50,388	2,311,298	51,973
	UNITED STATES OF AMERICA	173,221.35	44,224	2,028,555	55,467
470790	Recovered waste and scrap: of other paper or paperboard, including unsorted waste and scrap	62,130,428.28	14,447,218	662,693,889	15,234,151
	AUSTRALIA	788,533.77	89,370	4,099,402	102,336
	BELGIUM	274,932.65	59,110	2,711,376	61,786
	GERMANY	671,749.48	96,747	4,437,785	100,038
	GREECE	352,558.40	82,813	3,798,632	85,732
	HONG KONG, CHINA	339,849.15	103,512	4,748,095	108,570
	INDONESIA	21,574.08	3,097	142,059	3,309
	JAMAICA (EXCLUDES CAYMAN IS., TURKS, CAICOS)	63,250.44	20,542	942,262	20,682
	JAPAN	57.57	31	1,422	33
	NETHERLANDS	12,580,955.27	2,861,163	131,241,547	2,987,160
	NEW ZEALAND	970,282.98	139,751	6,410,378	148,573
	NORWAY	2,041,551.31	341,142	15,648,184	378,749
	PANAMA	84,450.44	29,304	1,344,174	30,131
	PEOPLE'S REPUBLIC OF CHINA	38.65	79	3,624	85
	REPUBLIC OF KOREA	82,583.96	26,050	1,194,914	33,013
	SINGAPORE	11,650,317.07	2,593,120	118,946,414	2,791,651
	SOUTH AFRICA, REP. OF	1,536,920.14	333,397	15,292,920	380,698
	TAIWAN (REP. OF CHINA)	1,665.20	756	34,678	808
	THAILAND	8,099,528.06	2,650,841	121,594,077	2,741,527
	UK OF GREAT BRITAIN AND N. IRELAND	116,408.09	25,028	1,148,034	25,028
	UNITED ARAB EMIRATES, N.E.S.	688,425.13	165,699	7,600,613	183,346
	UNITED STATES OF AMERICA	20,463,854.17	4,358,898	199,942,651	4,571,807
	VIETNAM	1,300,942.27	466,768	21,410,648	479,089
48	Paper and paperboard; articles of paper pulp, of paper or of paperboard	1,069,867,762.07	872,247,551	40,009,995,170	932,758,709
4801	Newsprint, in rolls or sheets.	50,645,857.82	25,722,445	1,179,888,553	26,980,681
480100	Newsprint, in rolls or sheets	50,645,857.82	25,722,445	1,179,888,553	26,980,681
	AUSTRIA	366,755.52	170,598	7,825,330	171,632
	CANADA	596,014.73	358,579	16,448,019	415,320
	FINLAND	163,693.44	95,250	4,369,118	95,560
	FRANCE	3.56	212	9,724	288
	GERMANY	50,597.09	26,491	1,215,142	28,765
	HONG KONG, CHINA	11,641.35	15,310	702,270	16,025
	INDONESIA	437,998.79	194,862	8,938,320	225,211
	JAPAN	2,249,780.48	1,047,837	48,064,283	1,090,803
	MALAYSIA	38,277.62	19,659	901,758	21,753
	NETHERLANDS	81,673.65	51,730	2,372,855	55,005
	PEOPLE'S REPUBLIC OF CHINA	308,218.15	237,596	10,898,529	252,631
	REPUBLIC OF KOREA	41,589,225.17	21,235,803	974,086,284	22,217,484
	RUSSIAN FEDERATION	65,025.27	34,805	1,596,505	35,026
	TAIWAN (REP. OF CHINA)	10.53	872	39,999	908
	UK OF GREAT BRITAIN AND N. IRELAND	3,414,728.49	1,591,516	73,002,839	1,664,607
	UNITED STATES OF AMERICA	1,272,213.98	641,325	29,417,578	689,663

TABLE 8 - Continued

PSCC CODE	COMMODITY AND COUNTRY OF ORIGIN	GROSS WEIGHT (GK)	FOB VALUE		CIF
			DOLLARS	PESOS	DOLLARS
4802	Uncoated paper and paperboard, of a kind used for writing, printing or other graphic purposes, and non perforated punch-cards and punch tape paper, in rolls or rectangular (including square) sheets, of any size, other than paper of heading 48.01 or 48.03; hand-made paper and paperboard.	127,390,522.96	95,416,735	4,376,765,639	101,155,468
480210	Hand-made paper and paperboard, uncoated	326,703.58	551,918	25,316,479	580,941
	HONG KONG, CHINA	16,872.81	41,719	1,913,651	45,916
	INDIA	468.66	6,589	302,237	6,960
	PEOPLE'S REPUBLIC OF CHINA	243,635.05	76,175	3,494,147	81,330
	REPUBLIC OF KOREA	64,216.60	424,220	19,458,971	443,312
	TAIWAN (REP. OF CHINA)	1,379.04	2,873	131,785	3,069
	UNITED STATES OF AMERICA	131.42	342	15,688	354
480220	Paper and paperboard of a kind used as a base for photosensitive, heat-sensitive or electro-sensitive paper or paperboard, uncoated	489,130.37	1,243,436	57,036,409	1,308,999
	AUSTRALIA	6,487.36	10,386	476,406	10,844
	GERMANY	5.01	453	20,779	507
	HONG KONG, CHINA	43.46	6,066	278,247	6,728
	INDONESIA	44,144.66	59,273	2,718,853	62,999
	ITALY	42.48	506	23,210	520
	JAPAN	1,427.93	5,793	265,725	6,223
	PEOPLE'S REPUBLIC OF CHINA	415,423.35	1,097,510	50,342,784	1,154,342
	REPUBLIC OF KOREA	134.22	3,517	161,325	3,798
	SINGAPORE	19,690.68	46,897	2,151,165	48,766
	TAIWAN (REP. OF CHINA)	1,565.32	1,012	46,420	1,093
	UK OF GREAT BRITAIN AND N. IRELAND	2.18	33	1,514	39
	UNITED STATES OF AMERICA	163.72	11,990	549,981	13,140
480230	Carbonizing base paper, in rolls or sheets	62,256,683.70	45,227,412	2,074,581,387	47,332,909
	AUSTRALIA	1,418,392.32	947,573	43,465,174	1,037,700
	AUSTRIA	29,327.47	53,081	2,434,825	55,715
	BRAZIL	682,973.94	262,302	12,031,793	276,975
	CANADA	53,685.78	81,277	3,728,176	81,564
	FINLAND	84,237.54	45,635	2,093,277	49,792
	FRANCE	171,421.99	1,064,276	48,818,340	1,070,797
	GERMANY	389,357.11	382,040	17,524,175	395,780
	HONG KONG, CHINA	2,911.67	3,184	146,049	3,390
	INDIA	230,216.84	203,791	9,347,893	205,995
	INDONESIA	37,633,833.23	25,337,348	1,162,224,153	26,532,463
	ITALY	473,328.84	885,429	40,614,628	904,208
	JAPAN	1,678,760.49	1,196,188	54,869,144	1,232,614
	MALAYSIA	1,267,684.19	1,000,855	45,909,219	1,044,764
	PEOPLE'S REPUBLIC OF CHINA	8,791,468.40	6,369,804	292,182,910	6,571,921
	REPUBLIC OF KOREA	24,351.77	23,627	1,083,770	25,730
	SINGAPORE	4,561,149.79	2,652,931	121,689,945	2,951,162
	SPAIN	74,903.64	102,424	4,698,189	107,190
	SWEDEN	437,927.71	886,210	40,650,452	898,829
	SWITZERLAND	33.06	689	31,604	786
	TAIWAN (REP. OF CHINA)	23,615.69	26,112	1,197,757	27,436
	THAILAND	3,857,142.80	2,774,532	127,267,783	2,890,402
	UK OF GREAT BRITAIN AND N. IRELAND	94,230.22	545,904	25,040,616	555,100
	UNITED ARAB EMIRATES, N.E.S.	8.53	64	2,936	69
	UNITED STATES OF AMERICA	275,717.24	373,358	17,125,932	402,526
	VIETNAM	3.44	8,778	402,647	10,001
480240	Wallpaper base, in rolls or sheets	11,298.77	29,958	1,374,175	31,682
	FRANCE	14.14	277	12,706	313
	HONG KONG, CHINA	16.49	2,375	108,941	2,442
	JAPAN	32.57	3,571	163,802	3,794
	MALAYSIA	2.50	12,616	578,696	12,616
	PEOPLE'S REPUBLIC OF CHINA	2,212.21	1,419	65,090	1,552
	REPUBLIC OF KOREA	2,571.63	1,819	83,438	2,211
	SINGAPORE	6,435.92	5,803	266,184	6,301
	UNITED STATES OF AMERICA	13.31	2,078	95,318	2,453

TABLE 8 - Continued

PSCC CODE	COMMODITY AND COUNTRY OF ORIGIN	GROSS WEIGHT (GK)	FOB VALUE		CIF
			DOLLARS	PESOS	DOLLARS
480254	Other paper and paperboard, not containing fibers obtained by a mechanical or chemi-mechanical process or of which not more than 10% by weight of the total fiber content of such fiber, weighing less than 40 g/m2	720,963.20	623,737	28,610,816	690,098
	INDONESIA	58,242.00	42,417	1,945,668	46,002
	JAPAN	13,814.20	17,780	815,569	21,099
	PEOPLE'S REPUBLIC OF CHINA	243,069.48	403,691	18,517,306	436,039
	REPUBLIC OF KOREA	28.38	935	42,888	1,000
	THAILAND	268,855.23	58,101	2,665,093	67,110
	UNITED STATES OF AMERICA	136,953.91	100,813	4,624,292	118,848
480255	Other paper and paperboard, not containing fibers obtained by a mechanical or chemi-mechanical process or of which not more than 10% by weight of the total fiber content of such fiber, weighing 40 g/m2 or more than 150 g/m2, in rolls	47,279,904.87	35,057,187	1,608,073,168	37,609,281
	AUSTRALIA	394,242.61	254,117	11,656,347	277,323
	CANADA	407,930.48	436,714	20,032,072	463,109
	FINLAND	30,280.88	20,190	926,115	20,875
	FRANCE	303,026.62	1,862,751	85,444,389	1,888,937
	GERMANY	403,953.03	415,916	19,078,066	446,548
	HONG KONG, CHINA	18,092.58	20,366	934,188	20,703
	INDIA	20,379.42	11,922	546,862	12,738
	INDONESIA	32,167,982.98	22,512,356	1,032,641,771	24,301,685
	ITALY	40,017.45	24,428	1,120,512	26,318
	JAPAN	748,834.24	455,924	20,913,233	478,290
	MALAYSIA	743,805.91	376,117	17,252,487	423,129
	PEOPLE'S REPUBLIC OF CHINA	5,955,447.79	4,357,406	199,874,214	4,612,480
	POLAND	41,640.42	24,360	1,117,393	26,770
	REPUBLIC OF KOREA	92,409.75	74,450	3,415,021	85,236
	SINGAPORE	4,200,563.01	2,623,120	120,322,514	2,828,504
	SWEDEN	178,376.17	595,660	27,322,924	626,557
	SWITZERLAND	605.88	408	18,715	436
	TAIWAN (REP. OF CHINA)	153,015.16	95,578	4,384,163	104,432
	THAILAND	427,235.65	294,911	13,527,568	303,533
	UK OF GREAT BRITAIN AND N. IRELAND	2,837.46	2,276	104,400	2,340
	UNITED STATES OF AMERICA	949,227.38	598,217	27,440,214	659,338
480256	Other paper and paperboard, not containing fibers obtained by a mechanical or chemi-mechanical process or of which not more than 10% by weight of the total fiber content of such fiber, weighing 40 g/m2 or more but not more than 150 g/m2, in sheets with one side not exceeding 435 mm and the other side not exceeding 297mm in unfolded state	4,899,461.95	3,312,188	151,930,064	3,598,277
	BRAZIL	42,349.00	16,533	758,369	17,664
	CANADA	117,292.74	113,985	5,228,492	121,188
	FINLAND	34,097.75	22,763	1,044,139	27,899
	FRANCE	7.53	87	3,991	98
	GERMANY	18,286.28	20,154	924,464	21,327
	HONG KONG, CHINA	0.43	129	5,917	134
	INDONESIA	912,454.82	587,966	26,970,000	624,936
	ITALY	112,828.62	202,781	9,301,565	206,959
	JAPAN	540,157.04	279,109	12,802,729	297,720
	NETHERLANDS	22,109.89	5,977	274,165	6,805
	PEOPLE'S REPUBLIC OF CHINA	1,911,735.85	1,155,246	52,991,135	1,270,060
	REPUBLIC OF KOREA	786.93	2,406	110,363	2,504
	SINGAPORE	96,198.71	44,782	2,054,150	46,170
	SPAIN	35,801.67	41,644	1,910,210	43,987
	TAIWAN (REP. OF CHINA)	24,834.61	16,504	757,039	17,632
	THAILAND	948,401.43	741,795	34,026,136	827,243
	UK OF GREAT BRITAIN AND N. IRELAND	25,282.38	21,471	984,875	22,878
	UNITED STATES OF AMERICA	56,834.49	36,191	1,660,081	40,333
	VIETNAM	1.78	2,665	122,244	2,740
480257	Other paper and paperboard, not containing fibers obtained by a mechanical or chemi-mechanical process or of which not more than 10% by weight of the total fiber content of such fiber, weighing 40 g/m2 or more but not more than 150 g/m2, n.e.s.	3,223,784.19	3,480,588	159,654,572	3,705,536
	AUSTRALIA	809,373.11	523,392	24,007,991	559,201
	AUSTRIA	5,841.85	9,792	449,159	10,068
	BRAZIL	327,096.72	133,584	6,127,498	141,557

TABLE 8 - Continued

PSCC CODE	COMMODITY AND COUNTRY OF ORIGIN	GROSS WEIGHT (GK)	FOB VALUE		CIF
			DOLLARS	PESOS	DOLLARS
	DENMARK	448.71	1,427	65,456	1,777
	FRANCE	125,142.51	774,506	35,526,590	806,224
	GERMANY	12,052.73	499,511	22,912,570	514,049
	HONG KONG, CHINA	780.40	312	14,311	398
	INDONESIA	848,518.46	587,103	26,930,415	630,067
	ITALY	359.80	3,598	165,040	3,745
	JAPAN	4,835.40	88,031	4,037,982	97,828
	MALAYSIA	338,489.90	277,434	12,725,898	296,572
	PEOPLE'S REPUBLIC OF CHINA	247,273.79	158,737	7,281,267	191,125
	REPUBLIC OF KOREA	9,123.23	13,905	637,823	15,305
	RUSSIAN FEDERATION	0.82	47	2,156	53
	SINGAPORE	146,638.00	92,249	4,231,462	98,559
	SPAIN	17,452.03	20,527	941,573	21,931
	TAIWAN (REP. OF CHINA)	4,795.26	15,162	695,481	15,680
	THAILAND	325,560.61	281,220	12,899,561	301,285
	UNITED STATES OF AMERICA	0.86	51	2,339	112
480258	Other paper and paperboard, not containing fibers obtained by a mechanical or chemi-mechanical process or of which not more than 10% by weight of the total fiber content of such fiber, weighing more than 150 g/m2	2,251,269.19	1,878,858	86,183,216	1,996,321
	AUSTRIA	31,689.43	59,816	2,743,760	61,235
	GERMANY	127,784.62	151,764	6,961,414	156,278
	INDONESIA	1,259,427.10	995,875	45,680,785	1,042,472
	JAPAN	150,666.57	117,582	5,393,486	125,879
	NETHERLANDS	81.24	980	44,953	1,098
	PEOPLE'S REPUBLIC OF CHINA	351,013.46	302,047	13,854,896	316,221
	REPUBLIC OF KOREA	51,463.18	36,153	1,658,338	38,530
	SINGAPORE	85,018.60	53,272	2,443,587	68,337
	SWEDEN	124,601.49	89,564	4,108,301	96,987
	THAILAND	30,523.18	7,471	342,695	7,515
	UK OF GREAT BRITAIN AND N. IRELAND	2,652.33	7,957	364,988	21,504
	UNITED STATES OF AMERICA	36,347.99	56,377	2,586,013	60,265
480261	Other paper and paperboard, of which more than 10% by weight of the total fiber content consists of fibers obtained by a mechanical or chemi-mechanical process, in rolls	2,722,519.07	1,487,439	68,228,829	1,574,797
	FRANCE	75,491.60	49,611	2,275,657	51,390
	GERMANY	20,990.08	24,809	1,137,989	27,893
	INDIA	244,105.32	174,460	8,002,480	179,862
	INDONESIA	347,097.86	197,170	9,044,189	211,465
	JAPAN	96,575.15	41,339	1,896,220	44,715
	PEOPLE'S REPUBLIC OF CHINA	42,055.78	36,867	1,691,090	38,841
	REPUBLIC OF KOREA	1,271,211.53	625,562	28,694,529	661,712
	SINGAPORE	247,547.58	118,312	5,426,971	121,648
	TAIWAN (REP. OF CHINA)	48,902.73	37,037	1,698,887	38,646
	UK OF GREAT BRITAIN AND N. IRELAND	103,071.38	71,009	3,257,183	76,546
	UNITED STATES OF AMERICA	225,470.06	111,263	5,103,634	122,079
480262	Other paper and paperboard, of which more than 10% by weight of the total fiber content consists of fibers obtained by a mechanical or chemi-mechanical process, in sheets with one side not exceeding 435 mm and the other side not exceeding 297 mm in the unfolded state	2,149,528.37	1,956,460	89,742,820	2,019,631
	CANADA	172,338.48	142,315	6,527,989	144,085
	FINLAND	44,912.90	18,714	858,411	23,445
	FRANCE	26,376.15	18,351	841,760	20,304
	GERMANY	250,656.59	281,523	12,913,460	291,044
	HONG KONG, CHINA	60.42	161	7,385	173
	INDONESIA	137,453.73	161,726	7,418,372	164,334
	ITALY	17,925.17	19,942	914,740	19,981
	JAPAN	161,230.43	252,286	11,572,358	268,319
	NETHERLANDS	13,527.68	33,792	1,550,039	35,176
	NORWAY	44,741.06	26,456	1,213,537	27,202
	PEOPLE'S REPUBLIC OF CHINA	249,126.61	198,306	9,096,296	203,138
	REPUBLIC OF KOREA	152,988.84	110,110	5,050,746	115,738
	SWEDEN	140,817.01	186,285	8,544,893	186,698
	TAIWAN (REP. OF CHINA)	14,599.28	9,566	438,792	9,584
	THAILAND	64,513.47	98,771	4,530,626	100,413
	UNITED STATES OF AMERICA	658,260.55	398,156	18,263,416	409,997

TABLE 8 - Continued

PSCC CODE	COMMODITY AND COUNTRY OF ORIGIN	GROSS WEIGHT (GK)	FOB VALUE		CIF
			DOLLARS	PESOS	DOLLARS
480269	Other paper and paperboard, of which more than 10% by weight of the total fiber content consists of fibers obtained by a mechanical or chemi-mechanical process, n.e.s.	1,059,275.70	567,554	26,033,704	706,996
	FRANCE	179.08	542	24,862	577
	HONG KONG, CHINA	1,499.58	10,206	468,149	10,484
	INDIA	34,473.92	24,292	1,114,274	25,903
	INDONESIA	107,343.72	26,025	1,193,767	27,518
	JAPAN	908.24	30,353	1,392,293	33,483
	PEOPLE'S REPUBLIC OF CHINA	562,396.54	274,480	12,590,398	294,563
	REPUBLIC OF KOREA	330,793.13	111,074	5,094,965	129,172
	SINGAPORE	9.44	895	41,053	1,052
	TAIWAN (REP. OF CHINA)	4,683.96	2,168	99,446	2,184
	THAILAND	68.48	1,165	53,439	1,247
	UNITED STATES OF AMERICA	16,919.61	86,354	3,961,058	180,813
4803	Toilet or facial tissue stock, towel or napkin stock and similar paper of a kind used for household or sanitary purposes, cellulose wadding and webs of cellulose fibres, whether or not creped, crinkled, embossed, perforated, surface-coloured, surface-decorated or printed, in rolls or sheets.	23,175,311.72	25,062,325	1,149,608,849	26,839,792
480300	Toilet or facial tissue stock, towel or napkin stock and similar paper of a kind used for household or sanitary purposes, cellulose wadding and webs of cellulose fibers, whether or not creped, crinkled, embossed, perforated, surfaced-coloured, surface-decorated or printed, in rolls or sheets	23,175,311.72	25,062,325	1,149,608,849	26,839,792
	AUSTRALIA	1,022.54	2,428	111,372	3,220
	CANADA	3,319.60	1,445	66,282	1,603
	FRANCE	11,975.74	103,764	4,759,654	110,864
	GERMANY	387.19	145	6,651	196
	HONG KONG, CHINA	29,064.94	58,400	2,678,808	61,029
	INDIA	517,268.95	506,301	23,224,027	602,065
	INDONESIA	14,382,453.13	15,925,958	730,523,693	17,079,085
	ITALY	27,149.41	57,340	2,630,186	61,119
	JAPAN	85,000.10	75,217	3,450,204	84,082
	MALAYSIA	73,397.42	174,354	7,997,618	187,879
	NETHERLANDS	8,174.54	15,849	726,994	17,174
	PAKISTAN, ISLAMIC REP. OF	465.81	238	10,917	257
	PEOPLE'S REPUBLIC OF CHINA	4,603,842.12	4,452,444	204,233,606	4,710,013
	POLAND	2,538.62	6,347	291,137	6,386
	REPUBLIC OF KOREA	272,993.40	373,674	17,140,427	387,835
	SINGAPORE	8,656.22	4,411	202,333	4,860
	SLOVENIA	0.69	52	2,385	55
	SPAIN	852.68	2,338	107,244	3,196
	TAIWAN (REP. OF CHINA)	1,421,503.59	1,448,204	66,429,118	1,536,867
	THAILAND	48,455.08	76,617	3,514,422	80,607
	TURKEY	18.96	200	9,174	214
	UK OF GREAT BRITAIN AND N. IRELAND	1.78	58	2,660	62
	UNITED STATES OF AMERICA	157,608.83	287,697	13,196,662	304,471
	VIETNAM	1,519,160.38	1,488,844	68,293,275	1,596,653
4804	Uncoated kraft paper and paperboard, in rolls or sheets, other than that of heading 48.02 or 48.03.	233,481,008.10	135,877,547	6,232,703,082	148,978,680
480411	Kraftliner, uncoated, unbleached, in rolls or sheets	111,936,104.56	64,578,039	2,962,194,649	71,126,554
	AUSTRALIA	7,731,283.94	4,834,352	221,751,726	5,217,351
	BELGIUM	515,826.74	288,114	13,215,789	297,627
	BRAZIL	2,372,046.72	1,373,564	63,005,381	1,493,630
	CANADA	765,370.73	365,458	16,763,558	438,198
	FINLAND	543,480.10	299,659	13,745,358	384,429
	GERMANY	10,788,473.67	6,227,475	285,654,278	6,612,869
	INDONESIA	360,189.69	185,463	8,507,188	193,317
	JAPAN	1,189,263.90	517,162	23,722,221	554,190
	NEW ZEALAND	9,542,484.63	6,586,934	302,142,663	7,227,039
	PEOPLE'S REPUBLIC OF CHINA	3,269,894.48	1,814,866	83,247,903	1,920,802
	PORTUGAL	200,799.77	108,037	4,955,657	118,450
	REPUBLIC OF KOREA	247,269.04	165,318	7,583,137	177,222
	RUSSIAN FEDERATION	3,479,047.50	1,934,995	88,758,221	2,229,383
	SAUDI ARABIA	316,939.37	177,026	8,120,183	182,019
	SINGAPORE	10,464,341.71	6,034,604	276,807,285	6,612,075
	SOUTH AFRICA, REP. OF	74,518.19	62,595	2,871,233	65,158

TABLE 8 - Continued

PSCC CODE	COMMODITY AND COUNTRY OF ORIGIN	GROSS WEIGHT (GK)	FOB VALUE		CIF DOLLARS
			DOLLARS	PESOS	
	SWEDEN	1,558,945.52	843,695	38,700,290	884,324
	TAIWAN (REP. OF CHINA)	1,221,392.38	624,361	28,639,439	681,247
	THAILAND	204,370.72	113,789	5,219,501	116,176
	UK OF GREAT BRITAIN AND N. IRELAND	481,495.21	264,515	12,133,303	296,214
	UNITED STATES OF AMERICA	56,608,670.55	31,756,057	1,456,650,335	35,424,834
480419	Other kraftliner, uncoated, in rolls or sheets	77,849,678.09	44,228,825	2,028,776,204	48,738,215
	AUSTRALIA	13,894,958.79	8,544,717	391,946,169	9,217,755
	AUSTRIA	19,828.63	16,458	754,928	18,294
	BELGIUM	113,486.32	42,965	1,970,805	44,502
	BRAZIL	899,933.98	519,790	23,842,767	553,395
	CANADA	403,313.15	227,073	10,415,839	253,032
	GERMANY	7,488,552.99	3,971,070	182,152,981	4,231,846
	HONG KONG, CHINA	132,335.15	73,131	3,354,519	76,211
	INDONESIA	291,148.79	130,482	5,985,209	151,339
	JAPAN	3,012,709.85	1,534,131	70,370,589	1,599,987
	NEW ZEALAND	3,395,825.15	2,177,405	99,877,567	2,342,232
	NORFOLK ISLAND	62,664.89	66,486	3,049,713	75,412
	PEOPLE'S REPUBLIC OF CHINA	6,552,071.26	3,554,041	163,023,861	3,818,621
	REPUBLIC OF KOREA	244,221.25	138,850	6,369,050	148,805
	RUSSIAN FEDERATION	1,572,268.12	834,147	38,262,323	898,753
	SINGAPORE	1,959,084.14	1,194,120	54,774,284	1,398,623
	SPAIN	21,782.27	14,272	654,657	14,674
	SWEDEN	449,029.58	250,459	11,488,554	289,961
	TAIWAN (REP. OF CHINA)	1,679,166.00	871,554	39,978,182	921,007
	THAILAND	1,800,541.79	981,786	45,034,524	1,032,766
	UNITED STATES OF AMERICA	33,856,755.99	19,085,888	875,469,683	21,651,000
480421	Sack kraft paper, uncoated, unbleached, in rolls or sheets	13,919,361.78	10,390,194	476,598,201	10,985,737
	AUSTRIA	1,269,385.29	1,018,433	46,715,522	1,062,456
	BAHRAIN	17,723.56	13,532	620,713	14,653
	BULGARIA	36,763.21	34,073	1,562,929	34,163
	CZECH REPUBLIC (CZECHOSLOVAKIA)	41,185.15	38,302	1,756,913	41,223
	GERMANY	6,486,047.60	5,247,077	240,683,422	5,562,735
	JAPAN	3,640,062.65	2,307,483	105,844,245	2,414,912
	PEOPLE'S REPUBLIC OF CHINA	44,396.29	20,219	927,446	21,584
	REPUBLIC OF KOREA	118,035.37	68,217	3,129,114	70,539
	RUSSIAN FEDERATION	144,439.38	109,976	5,044,599	119,297
	SWEDEN	951,478.84	699,779	32,098,863	755,383
	TAIWAN (REP. OF CHINA)	65,836.67	21,872	1,003,269	23,549
	UNITED STATES OF AMERICA	1,104,007.77	811,231	37,211,166	865,243
480429	Other sack kraft paper, uncoated, in rolls or sheets	647,409.01	311,267	14,277,818	329,098
	AUSTRIA	92,639.58	42,531	1,950,897	44,194
	CANADA	109,361.91	49,229	2,258,134	55,361
	ESTONIA	21,952.14	10,098	463,195	10,376
	GERMANY	278,711.28	128,211	5,881,039	133,158
	PEOPLE'S REPUBLIC OF CHINA	14,522.64	11,019	505,442	12,075
	SWEDEN	21,129.73	9,508	436,132	9,539
	TAIWAN (REP. OF CHINA)	1,725.54	3,207	147,105	3,345
	UNITED STATES OF AMERICA	107,366.19	57,464	2,635,874	61,050
480431	Other kraft paper and paperboard weighing 150 g/m2 or less, uncoated, unbleached	1,252,419.05	800,069	36,699,165	880,435
	AUSTRALIA	525,673.17	314,892	14,444,096	353,527
	FRANCE	0.79	55	2,523	64
	GERMANY	126,989.64	51,760	2,374,232	56,059
	HONG KONG, CHINA	22,619.48	2,018	92,566	2,074
	ITALY	303.64	1,620	74,309	1,620
	JAPAN	108,518.49	104,324	4,785,342	114,137
	NETHERLANDS	19,458.35	19,944	914,831	23,629
	PEOPLE'S REPUBLIC OF CHINA	68,768.31	56,612	2,596,792	59,327
	REPUBLIC OF KOREA	65.05	206	9,449	219
	SINGAPORE	206.70	615	28,210	633
	TAIWAN (REP. OF CHINA)	104,335.78	50,793	2,329,875	60,354
	THAILAND	811.02	8,071	370,216	8,146
	TURKEY	221.11	796	36,513	1,347
	UNITED STATES OF AMERICA	274,447.52	188,363	8,640,211	199,299

TABLE 8 - Continued

PSCC CODE	COMMODITY AND COUNTRY OF ORIGIN	GROSS WEIGHT (GK)	FOB VALUE		CIF
			DOLLARS	PESOS	DOLLARS
480439	Other kraft paper and paperboard weighing 150 g/m2 or less, uncoated, other than unbleached	2,136,230.62	1,169,946	53,665,422	1,191,189
	GERMANY	7,623.58	51,028	2,340,654	52,430
	HONG KONG, CHINA	4.56	93	4,266	144
	INDONESIA	20,276.56	10,117	464,067	10,758
	JAPAN	199,886.95	119,231	5,469,126	122,438
	MALAYSIA	81,763.33	49,058	2,250,290	50,871
	NETHERLANDS	20,208.41	9,680	444,022	11,486
	PEOPLE'S REPUBLIC OF CHINA	1,682,493.76	835,031	38,302,872	845,209
	REPUBLIC OF KOREA	213.45	297	13,623	328
	SINGAPORE	1,887.81	3,938	180,636	4,018
	TAIWAN (REP. OF CHINA)	301.53	2,275	104,354	2,480
	THAILAND	8,843.84	10,177	466,819	10,497
	UNITED STATES OF AMERICA	101,265.95	73,491	3,371,032	74,844
	VIETNAM	11,460.89	5,530	253,661	5,686
480441	Other kraft paper and paperboard weighing more than 150 g/m2 but less than 225 g/m2, uncoated, unbleached	18,718,000.14	10,806,422	495,690,578	11,631,267
	AUSTRALIA	6,067,506.92	3,592,908	164,806,690	3,850,442
	AUSTRIA	149,929.59	83,661	3,837,530	100,401
	FINLAND	21,325.71	5,408	248,065	6,097
	GERMANY	1,054,702.66	571,271	26,204,201	634,464
	INDIA	18,691.57	20,245	928,638	20,801
	INDONESIA	40,218.94	25,384	1,164,364	27,392
	JAMAICA (EXCLUDES CAYMAN IS., TURKS, CAICOS)	4,414.59	148	6,789	152
	JAPAN	816,439.44	517,787	23,750,890	537,610
	MALAYSIA	6,412.00	6,412	294,118	6,932
	NEW ZEALAND	547,755.19	317,666	14,571,339	327,542
	PEOPLE'S REPUBLIC OF CHINA	6,240,730.16	3,400,573	155,984,284	3,664,764
	RUSSIAN FEDERATION	337,598.39	177,239	8,129,953	209,695
	SINGAPORE	229,403.47	171,275	7,856,384	176,242
	SWEDEN	2,474,186.05	1,516,975	69,583,643	1,630,691
	TAIWAN (REP. OF CHINA)	371,352.16	195,720	8,977,677	217,832
	UNITED STATES OF AMERICA	337,333.30	203,750	9,346,013	220,210
480442	Other kraft paper and paperboard weighing more than 150 g/m2 but less than 225 g/m2, uncoated, bleached uniformly throughout the mass and of which more than 95% by weight of the total fiber content consists of wood fibers obtained by a chemical process	137,858.67	193,467	8,874,331	199,715
	PEOPLE'S REPUBLIC OF CHINA	92,123.20	138,643	6,359,554	142,112
	UNITED STATES OF AMERICA	45,735.47	54,824	2,514,777	57,603
480449	Other kraft paper and paperboard weighing more than 150 g/m2 but less than 225 g/m2, uncoated, n.e.s.	1,896,671.17	692,285	31,755,112	762,680
	INDONESIA	1,364,713.49	408,676	18,745,968	439,524
	PEOPLE'S REPUBLIC OF CHINA	437,885.63	236,791	10,861,603	272,875
	REPUBLIC OF KOREA	54,459.54	17,767	814,972	18,983
	SPAIN	37,660.07	24,416	1,119,962	26,087
	TAIWAN (REP. OF CHINA)	1,952.44	4,635	212,607	5,211
480451	Other kraft paper and paperboard weighing 225 g/m2 or more, uncoated, unbleached	4,449,348.91	2,284,395	104,785,198	2,674,752
	AUSTRALIA	438,740.41	269,578	12,365,543	298,861
	CANADA	8,217.37	5,373	246,460	5,524
	GERMANY	1,857,970.55	926,769	42,510,894	1,098,669
	JAPAN	11,944.89	18,821	863,319	22,544
	MALAYSIA	380.71	1,775	81,419	2,031
	PEOPLE'S REPUBLIC OF CHINA	13,052.07	26,209	1,202,207	27,064
	RUSSIAN FEDERATION	410,714.95	205,204	9,412,707	271,071
	SINGAPORE	6,904.11	22,538	1,033,818	23,797
	SWEDEN	267,041.04	125,084	5,737,603	128,612
	TAIWAN (REP. OF CHINA)	983,416.77	451,902	20,728,745	497,135
	UNITED STATES OF AMERICA	450,966.04	231,142	10,602,483	299,444
480452	Other kraft paper and paperboard weighing 225 g/m2 or more, uncoated, bleached uniformly throughout the mass and of which more than 95% by weight of the total fiber content consists of wood fibers obtained by a chemical process	40,968.19	22,197	1,018,176	24,303

TABLE 8 - Continued

PSCC CODE	COMMODITY AND COUNTRY OF ORIGIN	GROSS WEIGHT (GK)	FOB VALUE		CIF
			DOLLARS	PESOS	DOLLARS
	JAPAN	40,968.19	22,197	1,018,176	24,303
480459	Other kraft paper and paperboard weighing 225 g/m2 or more, uncoated, n.e.s.	496,957.91	400,441	18,368,228	434,735
	AUSTRALIA	44,098.47	25,946	1,190,143	28,329
	HONG KONG, CHINA	6.64	161	7,385	167
	INDONESIA	65,052.42	19,097	875,979	21,840
	JAPAN	8,742.85	35,622	1,633,981	40,182
	PEOPLE'S REPUBLIC OF CHINA	41,232.20	23,662	1,085,376	25,316
	REPUBLIC OF KOREA	132,997.08	73,148	3,355,299	76,265
	SINGAPORE	73.88	343	15,733	397
	SWEDEN	31,533.68	46,359	2,126,487	50,778
	TAIWAN (REP. OF CHINA)	21.71	187	8,578	211
	UK OF GREAT BRITAIN AND N. IRELAND	111,835.47	140,388	6,439,598	154,451
	UNITED STATES OF AMERICA	61,363.51	35,528	1,629,669	36,799
4805	Other uncoated paper and paperboard, in rolls or sheets, not further worked or processed than as specified in Note 3 to this Chapter.	157,480,156.25	86,107,654	3,949,758,086	94,665,529
480511	Semi-chemical fluting paper, uncoated, in rolls or sheets	100,906,291.23	59,225,354	2,716,666,988	65,617,316
	AUSTRALIA	3,535,029.26	1,904,708	87,368,956	2,097,546
	AUSTRIA	85,735.29	54,013	2,477,576	54,013
	BRAZIL	649,183.35	423,253	19,414,615	458,965
	CANADA	166,840.90	45,746	2,098,369	61,642
	FINLAND	44,344,378.90	27,007,919	1,238,853,245	30,082,647
	GERMANY	6,103,686.26	3,650,753	167,460,040	4,118,312
	HONG KONG, CHINA	264,312.36	120,235	5,515,179	126,243
	INDONESIA	4,326,877.48	1,690,241	77,531,355	1,951,044
	JAPAN	3,881,025.55	1,390,207	63,768,795	1,553,935
	MALAYSIA	314,155.73	143,255	6,571,107	151,350
	NETHERLANDS	1,304,543.51	916,769	42,052,194	943,956
	NEW ZEALAND	7,001,589.75	4,754,878	218,106,254	5,197,133
	PEOPLE'S REPUBLIC OF CHINA	289,051.84	122,596	5,623,479	128,729
	POLAND	260,879.11	130,900	6,004,383	142,558
	REPUBLIC OF KOREA	4,945,888.07	1,878,618	86,172,208	2,091,937
	RUSSIAN FEDERATION	837,839.37	478,366	21,942,648	542,627
	SINGAPORE	165,052.99	114,712	5,261,839	122,721
	SOUTH AFRICA, REP. OF	19,520.35	12,103	555,165	12,103
	SWEDEN	17,066,891.86	11,147,344	511,328,669	12,268,766
	TAIWAN (REP. OF CHINA)	588,337.67	285,372	13,090,014	303,891
	THAILAND	501,909.84	196,704	9,022,812	204,287
	UNITED STATES OF AMERICA	4,253,561.79	2,756,662	126,448,086	3,002,911
480512	Straw fluting paper, uncoated, in rolls or sheets	7,918,791.45	3,082,002	141,371,432	3,461,513
	AUSTRALIA	1,651,194.17	624,626	28,651,595	687,938
	FINLAND	60,259.24	28,381	1,301,836	30,323
	GERMANY	224,189.62	114,439	5,249,317	150,500
	HONG KONG, CHINA	437,414.94	194,449	8,919,376	194,449
	INDONESIA	980,648.99	362,265	16,617,095	418,887
	JAPAN	2,221,999.23	791,290	36,296,472	882,126
	PEOPLE'S REPUBLIC OF CHINA	57,560.80	25,086	1,150,695	25,168
	REPUBLIC OF KOREA	301,049.68	102,080	4,682,410	121,604
	RUSSIAN FEDERATION	248,440.76	123,599	5,669,486	163,142
	SWEDEN	366,473.85	186,846	8,570,626	202,312
	TAIWAN (REP. OF CHINA)	1,369,501.72	528,364	24,236,057	584,439
	UNITED STATES OF AMERICA	58.45	577	26,467	625
480519	Other flutin paper, uncoated, in rolls or sheets	11,090,806.66	4,217,703	193,466,038	4,820,109
	AUSTRALIA	192,140.22	81,673	3,746,341	99,275
	GERMANY	261,470.29	150,995	6,926,141	159,083
	HONG KONG, CHINA	370,795.58	143,432	6,579,226	155,652
	INDONESIA	1,681,221.88	653,926	29,995,585	722,768
	JAPAN	3,207,054.74	1,136,714	52,141,071	1,469,441
	MALAYSIA	44,407.98	30,148	1,382,889	34,985
	NETHERLANDS	130,154.04	37,094	1,701,502	38,141
	PEOPLE'S REPUBLIC OF CHINA	1,061,206.53	426,252	19,552,180	461,986
	TAIWAN (REP. OF CHINA)	173,240.69	67,604	3,100,995	80,312
	THAILAND	3,968,931.93	1,489,648	68,330,154	1,598,186

TABLE 8 - Continued

PSCC CODE	COMMODITY AND COUNTRY OF ORIGIN	GROSS WEIGHT (GK)	FOB VALUE		CIF DOLLARS
			DOLLARS	PESOS	
	UNITED STATES OF AMERICA	182.78	217	9,954	280
480524	Testliner (recycled liner board), weighing 150 g/m2 or less	5,119,408.93	1,916,191	87,895,681	2,123,553
	HONG KONG, CHINA	120,076.37	54,436	2,496,979	56,665
	INDONESIA	117,043.17	51,145	2,346,022	54,920
	JAPAN	636,915.48	230,192	10,558,907	261,437
	PEOPLE'S REPUBLIC OF CHINA	541.19	482	22,109	563
	REPUBLIC OF KOREA	3,675,186.64	1,349,436	61,898,630	1,476,311
	TAIWAN (REP. OF CHINA)	385,465.12	149,713	6,867,335	190,207
	THAILAND	165,323.25	73,113	3,353,693	75,559
	VIETNAM	18,857.71	7,674	352,006	7,891
480525	Testliner (recycled liner board), weighing more than 150 g/m2	9,403,611.69	3,816,940	175,083,038	4,104,528
	AUSTRALIA	42,914.92	25,910	1,188,492	29,484
	AUSTRIA	84,468.94	51,600	2,366,892	51,876
	JAPAN	2,246,274.03	993,294	45,562,396	1,064,022
	NETHERLANDS	20,454.18	12,867	590,209	13,221
	PEOPLE'S REPUBLIC OF CHINA	267,276.01	123,493	5,664,624	133,511
	REPUBLIC OF KOREA	5,760,817.66	2,164,775	99,298,229	2,338,147
	TAIWAN (REP. OF CHINA)	420,144.42	184,338	8,455,584	205,497
	THAILAND	269,304.08	135,201	6,201,670	139,721
	UNITED STATES OF AMERICA	2,936.27	1,183	54,264	1,264
	VIETNAM	289,021.18	124,279	5,700,678	127,785
480530	Sulphite wrapping paper, in rolls or sheets	462,356.09	369,234	16,936,762	395,072
	AUSTRIA	842.33	3,553	162,976	3,995
	FRANCE	5.85	71	3,257	76
	GERMANY	109,458.97	136,492	6,260,888	149,391
	HONG KONG, CHINA	2,030.15	4,714	216,231	5,320
	INDONESIA	192.63	129	5,917	139
	NETHERLANDS	23.50	3,689	169,214	3,872
	PEOPLE'S REPUBLIC OF CHINA	285,154.60	132,391	6,072,775	139,304
	SINGAPORE	10.44	3,268	149,903	3,268
	SWEDEN	4.20	55	2,523	58
	TAIWAN (REP. OF CHINA)	64,545.38	84,345	3,868,905	89,091
	UK OF GREAT BRITAIN AND N. IRELAND	76.34	276	12,660	288
	UNITED STATES OF AMERICA	11.70	251	11,513	270
480540	Filter paper and paperboard, in rolls or sheets	610,798.41	3,543,315	162,531,859	3,784,584
	AUSTRALIA	138.29	754	34,586	804
	DENMARK	0.12	78	3,578	79
	FRANCE	112.42	1,786	81,924	1,905
	GERMANY	12,859.13	80,676	3,700,608	85,348
	HONG KONG, CHINA	3,982.45	386,736	17,739,580	396,526
	ITALY	34,593.04	111,033	5,093,084	116,615
	JAPAN	84,651.98	1,001,121	45,921,420	1,073,623
	MALAYSIA	9,849.51	76,139	3,492,496	82,129
	NETHERLANDS	22.83	190	8,715	201
	NORWAY	5.08	74	3,394	136
	PEOPLE'S REPUBLIC OF CHINA	179,479.47	517,595	23,742,083	542,568
	REPUBLIC OF KOREA	158,566.70	906,904	41,599,686	980,054
	SINGAPORE	80.27	1,431	65,640	1,565
	SWAZILAND	6.03	86	3,945	100
	SWITZERLAND	2,722.79	22,122	1,014,736	22,746
	TAIWAN (REP. OF CHINA)	3,496.14	16,900	775,203	17,570
	THAILAND	75,977.84	235,322	10,794,220	263,850
	UK OF GREAT BRITAIN AND N. IRELAND	16,711.02	90,649	4,158,070	96,308
	UNITED STATES OF AMERICA	27,543.30	93,719	4,298,891	102,457
480550	Felt paper and paperboard, in rolls or sheets	25,217.67	88,812	4,073,806	94,409
	FRANCE	4.98	83	3,807	89
	INDONESIA	22,736.67	74,274	3,406,948	78,994
	JAPAN	1,059.69	2,319	106,373	2,654
	PEOPLE'S REPUBLIC OF CHINA	1,389.36	11,709	537,092	12,231
	TAIWAN (REP. OF CHINA)	26.97	427	19,586	441
480591	Other uncoated paper and paperboard, in rolls or sheets, n.e.s., weighing 150 g/m2 or less	17,270,528.58	7,268,123	333,388,801	7,522,498

TABLE 8 - Continued

PSCC CODE	COMMODITY AND COUNTRY OF ORIGIN	GROSS WEIGHT (GK)	FOB VALUE		CIF
			DOLLARS	PESOS	DOLLARS
	AUSTRALIA	1,151,822.92	476,318	21,848,707	488,509
	GERMANY	110,377.88	41,041	1,882,550	42,727
	INDONESIA	5,732,467.37	2,371,631	108,786,714	2,471,177
	JAPAN	5,860,767.65	2,617,097	120,046,238	2,733,875
	PEOPLE'S REPUBLIC OF CHINA	1,189,732.35	522,872	23,984,138	534,299
	REPUBLIC OF KOREA	2,168,036.03	710,794	32,604,121	713,754
	SWEDEN	186,312.35	151,834	6,964,626	157,692
	TAIWAN (REP. OF CHINA)	820,105.01	335,026	15,367,643	337,459
	THAILAND	30,731.48	25,648	1,176,474	25,648
	UNITED STATES OF AMERICA	20,175.54	15,862	727,590	17,358
480592	Other uncoated paper and paperboard, in rolls or sheets, n.e.s., weighing more than 150 g/m2 but less than 225 g/m2	526,011.67	448,306	20,563,795	463,192
	PEOPLE'S REPUBLIC OF CHINA	385,113.45	202,581	9,292,390	212,839
	UNITED STATES OF AMERICA	140,898.22	245,725	11,271,405	250,353
480593	Other uncoated paper and paperboard, in rolls or sheets, n.e.s., weighing 150 g/m2 or more	4,146,333.87	2,131,674	97,779,886	2,278,755
	AUSTRALIA	2,331.33	6,877	315,448	7,158
	FINLAND	152,151.92	53,190	2,439,825	55,369
	GERMANY	25.02	4,641	212,883	4,990
	HONG KONG, CHINA	492.93	2,567	117,748	2,709
	INDIA	110,756.39	104,720	4,803,506	104,723
	INDONESIA	225,131.93	125,816	5,771,180	141,472
	JAPAN	41,391.53	96,567	4,429,528	102,342
	MALAYSIA	1,788,900.72	887,437	40,706,735	944,605
	NETHERLANDS	106,149.05	52,441	2,405,469	54,211
	PEOPLE'S REPUBLIC OF CHINA	1,247,079.71	479,251	21,983,244	517,488
	REPUBLIC OF KOREA	18,419.32	22,931	1,051,845	24,080
	SINGAPORE	6.27	47	2,156	49
	SWEDEN	15,106.43	15,127	693,875	17,220
	TAIWAN (REP. OF CHINA)	426,806.56	256,017	11,743,499	276,224
	THAILAND	10,008.74	12,125	556,174	13,004
	UNITED STATES OF AMERICA	1,429.34	3,888	178,343	4,498
	VIETNAM	146.68	8,032	368,428	8,613
4806	Vegetable parchment, greaseproof papers, tracing papers and glassine and other glazed transparent or translucent papers, in rolls or sheets.	3,479,478.84	3,476,422	159,463,477	3,612,483
480610	Vegetable parchment, in rolls or sheets	80,476.34	107,408	4,926,804	114,022
	CANADA	13.76	112	5,137	120
	PEOPLE'S REPUBLIC OF CHINA	51.44	406	18,623	480
	REPUBLIC OF KOREA	145.67	683	31,329	765
	RUSSIAN FEDERATION	60,016.94	76,874	3,526,210	81,417
	SWEDEN	20,248.53	29,333	1,345,505	31,240
480620	Greaseproof papers, in rolls or sheets	907,254.42	1,109,447	50,890,336	1,154,080
	AUSTRIA	42,258.43	57,103	2,619,315	60,141
	FRANCE	15,046.36	10,156	465,856	10,572
	GERMANY	120,894.51	201,946	9,263,263	208,463
	INDONESIA	316,750.99	352,411	16,165,093	364,156
	ITALY	64,844.45	102,046	4,680,850	106,372
	JAPAN	20,745.36	48,725	2,235,016	51,355
	PEOPLE'S REPUBLIC OF CHINA	173,994.77	155,026	7,111,043	162,292
	RUSSIAN FEDERATION	20,024.60	31,873	1,462,015	31,947
	SINGAPORE	434.74	2,836	130,087	3,028
	SWEDEN	97,651.68	95,539	4,382,374	101,376
	TAIWAN (REP. OF CHINA)	19,678.49	12,637	579,659	13,530
	UK OF GREAT BRITAIN AND N. IRELAND	9,151.55	36,733	1,684,943	38,078
	UNITED STATES OF AMERICA	5,778.49	2,416	110,822	2,770
480630	Tracing papers, in rolls or sheets	858,434.70	685,141	31,427,418	713,618
	BELGIUM	2,921.00	2,271	104,171	2,335
	GERMANY	59,187.91	82,287	3,774,505	87,445
	HONG KONG, CHINA	154.32	1,879	86,190	1,945
	INDIA	12,046.39	1,999	91,694	2,113
	INDONESIA	660,393.78	370,594	16,999,147	388,211
	ITALY	34,685.85	65,265	2,993,706	67,677

TABLE 8 - Continued

PSCC CODE	COMMODITY AND COUNTRY OF ORIGIN	GROSS WEIGHT (GK)	FOB VALUE		CIF
			DOLLARS	PESOS	DOLLARS
	JAPAN	15,529.50	101,839	4,671,355	102,310
	PEOPLE'S REPUBLIC OF CHINA	73,255.21	54,797	2,513,538	56,852
	SINGAPORE	52.42	2,298	105,409	2,658
	UK OF GREAT BRITAIN AND N. IRELAND	208.32	1,912	87,703	2,072
480640	Glassine and other glazed transparent or translucent papers	1,633,313.38	1,574,426	72,218,919	1,630,763
	GERMANY	3,889.45	48,275	2,214,374	51,578
	INDONESIA	1,039,763.78	1,093,974	50,180,587	1,124,203
	JAPAN	1.98	207	9,495	220
	MALAYSIA	16,946.85	32,897	1,508,985	33,802
	PEOPLE'S REPUBLIC OF CHINA	568,563.43	391,595	17,962,462	412,368
	TAIWAN (REP. OF CHINA)	4,102.40	3,626	166,325	4,159
	UNITED STATES OF AMERICA	45.49	3,852	176,691	4,433
4807	Composite paper and paperboard (made by sticking flat layers of paper or paperboard together with an adhesive), not surface-coated or impregnated, whether or not internally reinforced, in rolls or sheets.	3,348,410.88	2,804,568	128,645,536	3,018,651
480700	Composite paper and paperboard (made by sticking flat layers of paper or paperboard together with an adhesive), not surface-coated or impregnated, whether or not internally reinforced, in rolls or sheets.	3,348,410.88	2,804,568	128,645,536	3,018,651
	FRANCE	31.07	147	6,743	185
	HONG KONG, CHINA	42,602.24	21,066	966,297	22,408
	INDIA	111,768.01	183,460	8,415,310	205,103
	INDONESIA	2,206,456.07	1,488,242	68,265,661	1,629,180
	ITALY	2.34	167	7,660	169
	JAPAN	147,098.09	492,611	22,596,067	504,384
	MALAYSIA	68,378.35	48,263	2,213,824	51,110
	NETHERLANDS	20,793.86	16,594	761,167	19,643
	PEOPLE'S REPUBLIC OF CHINA	404,281.98	268,780	12,328,938	282,632
	REPUBLIC OF KOREA	13,936.91	25,541	1,171,566	27,029
	SINGAPORE	307,916.24	218,536	10,024,247	231,726
	TAIWAN (REP. OF CHINA)	11,213.42	10,362	475,305	10,965
	THAILAND	11,207.80	16,496	756,672	16,951
	UK OF GREAT BRITAIN AND N. IRELAND	18.60	88	4,037	92
	UNITED STATES OF AMERICA	2,705.90	14,215	652,042	17,074
4808	Paper and paperboard, corrugated (with or without glued flat surface sheets), creped, crinkled, embossed or perforated, in rolls or sheets, other than paper of the kind described in heading 48.03.	3,911,569.32	3,334,495	152,953,285	3,607,781
480810	Corrugated paper and paperboard, whether or not perforated, in rolls or sheets	584,099.83	558,762	25,630,413	598,271
	HONG KONG, CHINA	5,477.16	38,515	1,766,683	40,063
	INDONESIA	156,588.77	80,745	3,703,773	90,545
	JAPAN	79,594.78	137,243	6,295,336	148,886
	MALAYSIA	1,010.67	14,632	671,170	15,169
	PEOPLE'S REPUBLIC OF CHINA	136,977.41	81,179	3,723,681	82,062
	REPUBLIC OF KOREA	8,883.41	9,213	422,600	9,473
	SINGAPORE	188.22	1,455	66,741	1,561
	TAIWAN (REP. OF CHINA)	104,896.12	58,023	2,661,515	58,674
	UNITED STATES OF AMERICA	13,092.99	57,823	2,652,341	64,746
	VIETNAM	77,390.30	79,934	3,666,573	87,092
480820	Sack kraft paper, creped or crinkled, whether or not embossed or perforated, in rolls or sheets	70,080.28	105,627	4,845,111	112,357
	JAPAN	23,247.66	67,662	3,103,656	71,133
	PEOPLE'S REPUBLIC OF CHINA	46,832.62	37,965	1,741,455	41,224
480830	Other kraft paper, creped or crinkled, whether or not embossed or perforated	72,717.40	48,710	2,234,328	55,278
	INDIA	1,490.22	1,252	57,429	1,257
	JAPAN	133.02	1,172	53,760	1,470
	PEOPLE'S REPUBLIC OF CHINA	49,729.27	34,780	1,595,359	38,052
	SINGAPORE	91.57	894	41,008	919
	UNITED STATES OF AMERICA	21,273.32	10,612	486,772	13,580

TABLE 8 - Continued

PSCC CODE	COMMODITY AND COUNTRY OF ORIGIN	GROSS WEIGHT (GK)	FOB VALUE		CIF
			DOLLARS	PESOS	DOLLARS
480890	Other paper and paperboard, corrugated (with or without glued flat surface sheets), n.e.s., in rolls or sheets	3,184,671.81	2,621,396	120,243,433	2,841,875
	GERMANY	138,663.33	47,108	2,160,844	48,437
	HONG KONG, CHINA	12,236.75	16,864	773,552	16,964
	INDONESIA	321,596.05	302,260	13,864,666	315,414
	ITALY	20,645.48	12,413	569,384	13,246
	JAPAN	102,263.56	66,338	3,042,924	70,128
	MALAYSIA	11,396.11	11,461	525,716	13,625
	NETHERLANDS	3,379.75	4,703	215,727	5,131
	PEOPLE'S REPUBLIC OF CHINA	516,232.59	348,441	15,982,989	371,825
	REPUBLIC OF KOREA	181,481.16	218,489	10,022,090	224,754
	SINGAPORE	3,931.33	5,898	270,541	6,602
	SPAIN	10,947.96	45,454	2,084,975	47,100
	TAIWAN (REP. OF CHINA)	1,770,198.91	1,441,787	66,134,769	1,590,272
	THAILAND	0.82	54	2,477	54
	TURKEY	206.43	989	45,365	5,356
	UNITED STATES OF AMERICA	7,841.99	48,175	2,209,787	58,506
	VIETNAM	83,649.59	50,962	2,337,627	54,461
4809	Carbon paper, self-copy paper and other copying or transfer papers (including coated or impregnated paper for duplicating stencils or offset plates), whether or not printed, in rolls or sheets.	12,917,428.04	13,378,011	613,649,362	13,940,927
480910	Carbon or similar copying papers, whether or not printed, in rolls or sheets	3,228,279.08	3,278,938	150,404,885	3,443,517
	DEMOCRATIC PEOPLE'S REP. OF KOREA	9,117.86	9,137	419,114	9,950
	FRANCE	12,065.80	107,777	4,943,731	113,368
	GERMANY	268,526.91	318,652	14,616,567	331,075
	HONG KONG, CHINA	45,497.89	30,186	1,384,632	30,255
	INDIA	6,787.21	22,450	1,029,782	22,723
	INDONESIA	188,820.16	125,897	5,774,895	134,171
	JAPAN	6,473.38	109,256	5,011,572	111,096
	PEOPLE'S REPUBLIC OF CHINA	1,327,384.74	805,778	36,961,037	857,560
	REPUBLIC OF KOREA	579,869.09	489,793	22,466,805	523,377
	SINGAPORE	531,521.84	294,547	13,510,871	303,123
	TAIWAN (REP. OF CHINA)	153,168.40	870,576	39,933,321	905,221
	THAILAND	48,419.46	23,481	1,077,073	23,942
	UNITED STATES OF AMERICA	50,626.34	71,408	3,275,485	77,656
480920	Self-copy paper, whether or not printed, in rolls or sheets	9,332,836.46	9,302,532	426,707,143	9,613,753
	HONG KONG, CHINA	46,302.21	25,621	1,175,235	26,442
	INDONESIA	1,241,320.66	1,740,848	79,852,698	1,813,866
	PEOPLE'S REPUBLIC OF CHINA	6,874,645.20	6,516,383	298,906,488	6,716,926
	REPUBLIC OF KOREA	17,352.80	6,256	286,963	7,152
	TAIWAN (REP. OF CHINA)	323,226.94	213,881	9,810,721	231,631
	THAILAND	795,911.83	752,895	34,535,294	768,394
	UNITED STATES OF AMERICA	34,076.82	46,648	2,139,744	49,342
480990	Other copying or transfer papers (including coated or impregnated paper for duplicato stencils or offset plates), whether or not printed, in rolls or sheets	356,312.50	796,541	36,537,334	883,657
	CANADA	2,478.20	1,913	87,749	2,071
	FRANCE	37,043.53	305,349	14,006,359	309,321
	HONG KONG, CHINA	313.49	878	40,274	986
	INDONESIA	49,636.23	186,732	8,565,397	196,021
	JAPAN	223.80	3,745	171,783	3,897
	PEOPLE'S REPUBLIC OF CHINA	153,060.85	140,449	6,442,396	150,840
	REPUBLIC OF KOREA	46,594.49	54,842	2,515,602	110,754
	SINGAPORE	196.68	3,136	143,848	3,244
	TAIWAN (REP. OF CHINA)	452.79	1,535	70,410	1,841
	UNITED STATES OF AMERICA	66,312.44	97,962	4,493,516	104,682
4810	Paper and paperboard, coated on one or both sides with kaolin (China clay) or other inorganic substances, with or without a binder, and with no other coating, whether or not surface-coloured, surface-decorated or printed, in rolls or rectangular (including square) sheets, of any size.	266,318,091.52	166,212,879	7,624,184,761	175,191,834

TABLE 8 - Continued

PSCC CODE	COMMODITY AND COUNTRY OF ORIGIN	GROSS WEIGHT (GK)	FOB VALUE		CIF
			DOLLARS	PESOS	DOLLARS
481013	Paper and paperboard of a kind used for writing, printing or other graphic purposes, not containing fibers obtained by a mechanical or chemi-mechanical process or of which not more than 10% by weight of the total fiber content consists of such fibers, in rolls	45,868,283.38	30,695,096	1,407,984,052	32,360,089
	AUSTRALIA	417,879.12	230,021	10,551,063	241,897
	AUSTRIA	647,913.36	440,667	20,213,396	465,226
	BRAZIL	75,192.06	55,123	2,528,491	61,890
	CANADA	132,486.08	92,165	4,227,609	99,534
	CHILE	745,460.41	393,289	18,040,166	422,873
	FINLAND	4,108,118.55	3,422,567	156,993,148	3,615,544
	FRANCE	84,473.62	48,689	2,233,364	52,958
	GERMANY	1,449,286.98	842,511	38,645,980	880,239
	HONG KONG, CHINA	79,042.97	58,762	2,695,413	62,205
	INDONESIA	2,094,902.33	1,308,774	60,033,463	1,372,973
	ITALY	31,878.95	31,671	1,452,749	32,272
	JAPAN	6,489,585.81	6,103,935	279,987,498	6,450,898
	MALAYSIA	119,999.21	93,635	4,295,037	101,252
	NETHERLANDS	1,010,953.98	658,728	30,215,853	719,800
	NEW ZEALAND	225,690.48	107,939	4,951,162	110,991
	PEOPLE'S REPUBLIC OF CHINA	14,499,296.92	9,051,754	415,203,956	9,500,179
	REPUBLIC OF KOREA	2,949,747.22	1,784,125	81,837,814	1,900,976
	RUSSIAN FEDERATION	251,170.89	153,899	7,059,347	156,274
	SINGAPORE	2,395,798.28	1,168,502	53,599,187	1,242,741
	SWEDEN	993,392.29	644,202	29,549,546	673,123
	SWITZERLAND	4.44	32	1,468	34
	TAIWAN (REP. OF CHINA)	5,215,200.71	2,655,521	121,808,747	2,751,113
	THAILAND	51,320.40	24,939	1,143,952	27,000
	UK OF GREAT BRITAIN AND N. IRELAND	290,162.69	201,963	9,264,043	234,440
	UNITED STATES OF AMERICA	1,509,325.63	1,121,683	51,451,600	1,183,657
481014	Paper and paperboard of a kind used for writing, printing or other graphic purposes, not containing fibers obtained by a mechanical or chemi-mechanical process or of which not more than 10% by weight of the total fiber content consists of such fibers, in sheets with one side not exceeding 435 mm and the other side not exceeding 297 mm in the unfolded state	2,191,951.53	1,953,134	89,590,255	2,100,732
	AUSTRIA	1,375.94	3,485	159,857	3,688
	CANADA	94,111.28	153,158	7,025,357	161,870
	FINLAND	159,926.09	125,878	5,774,024	143,238
	GERMANY	60,687.04	82,676	3,792,348	94,851
	HONG KONG, CHINA	6,121.25	109,545	5,024,828	111,143
	INDONESIA	34,044.68	27,446	1,258,948	28,603
	JAPAN	78,238.69	76,674	3,517,036	76,674
	MALAYSIA	11,584.21	11,145	511,221	11,913
	PEOPLE'S REPUBLIC OF CHINA	530,317.53	408,493	18,737,575	433,375
	REPUBLIC OF KOREA	659,993.29	532,349	24,418,849	578,122
	SINGAPORE	64.66	482	22,109	505
	UK OF GREAT BRITAIN AND N. IRELAND	489,577.04	347,328	15,931,935	379,645
	UNITED STATES OF AMERICA	65,909.83	74,475	3,416,168	77,105
481019	Other paper and paperboard of a kind used for writing, printing or other graphic purposes, not containing fibers obtained by a mechanical or chemi-mechanical process or of which not more than 10% by weight of the total fiber content consists of such fibers, n.e.s	20,285,341.45	14,084,217	646,043,034	14,482,502
	AUSTRALIA	73,544.01	53,688	2,462,669	53,751
	AUSTRIA	502,560.15	343,138	15,739,741	380,357
	CANADA	226,039.51	320,086	14,682,344	344,079
	DEMOCRATIC PEOPLE'S REP. OF KOREA	47.78	205	9,403	205
	FINLAND	2,958,552.09	1,808,840	82,971,491	1,830,161
	GERMANY	1,209,654.68	785,648	36,037,673	810,179
	HONG KONG, CHINA	20,491.14	172,753	7,924,180	179,497
	INDIA	1,760.08	1,608	73,759	1,859
	INDONESIA	274,293.90	179,394	8,228,803	181,623
	JAPAN	2,922,566.19	1,948,022	89,355,770	2,000,065
	NETHERLANDS	134,173.57	62,192	2,852,747	64,739
	PEOPLE'S REPUBLIC OF CHINA	7,970,291.88	5,702,052	261,553,125	5,844,401
	REPUBLIC OF KOREA	1,717,846.05	1,215,923	55,774,388	1,270,013
	RUSSIAN FEDERATION	288,046.37	137,446	6,304,648	139,882
	SWEDEN	522,261.51	329,336	15,106,642	336,692

TABLE 8 - Continued

PSCC CODE	COMMODITY AND COUNTRY OF ORIGIN	GROSS WEIGHT (GK)	FOB VALUE		CIF
			DOLLARS	PESOS	DOLLARS
	TAIWAN (REP. OF CHINA)	195,415.85	135,891	6,233,320	136,692
	THAILAND	12.19	177	8,119	182
	UK OF GREAT BRITAIN AND N. IRELAND	1,015,221.86	718,551	32,959,934	728,917
	UNITED STATES OF AMERICA	252,562.64	169,267	7,764,278	179,208
481022	Paper and paperboard of a kind used for writing, printing or other graphic purposes, of which more than 10% by weight of the total fiber content consists of fibers obtained by a mechanical or chemical-mechanical process, light-weight coated paper	22,994,626.60	13,244,727	607,535,631	14,079,720
	AUSTRIA	406,374.20	251,155	11,520,480	276,298
	BELGIUM	17,470.21	8,237	377,831	8,574
	CANADA	460,265.58	251,974	11,558,048	271,084
	DEMOCRATIC PEOPLE'S REP. OF KOREA	160,998.38	81,487	3,737,809	86,446
	FINLAND	1,502,259.93	940,962	43,161,927	1,053,276
	GERMANY	304,448.50	180,411	8,275,453	204,078
	HONG KONG, CHINA	233,630.60	104,963	4,814,653	109,390
	INDONESIA	1,124,695.47	646,785	29,668,028	693,332
	JAPAN	3,534,134.31	2,004,265	91,935,635	2,119,093
	MACAU	87,179.09	41,386	1,898,376	42,524
	MALAYSIA	307,451.41	152,396	6,990,405	154,592
	NETHERLANDS	47,038.98	15,375	705,251	19,634
	PEOPLE'S REPUBLIC OF CHINA	8,212,209.21	5,047,850	231,544,881	5,312,001
	REPUBLIC OF KOREA	714,504.40	419,864	19,259,162	444,309
	RUSSIAN FEDERATION	204,892.93	122,578	5,622,653	130,032
	SINGAPORE	1,677,141.75	829,164	38,033,753	862,191
	SWEDEN	929,229.41	495,486	22,727,942	527,327
	TAIWAN (REP. OF CHINA)	1,437,640.57	709,494	32,544,490	737,106
	THAILAND	158,135.61	80,639	3,698,911	83,350
	UK OF GREAT BRITAIN AND N. IRELAND	354,048.10	232,262	10,653,858	260,548
	UNITED STATES OF AMERICA	1,120,877.96	627,994	28,806,085	684,535
481029	Other paper and paperboard of a kind used for writing, printing or other graphic purposes, of which more than 10% by weight of the total fiber content consists of fibers obtained by a mechanical process, n.e.s., in rolls or sheets	6,832,509.83	5,388,769	247,182,833	5,689,117
	AUSTRIA	177,278.56	112,443	5,157,760	114,125
	CHILE	141,785.48	97,824	4,487,187	114,650
	FINLAND	827,365.17	530,165	24,318,669	557,931
	GERMANY	581,145.60	387,005	17,751,920	410,400
	HONG KONG, CHINA	77,808.86	82,812	3,798,586	85,339
	INDONESIA	1,482,114.32	1,279,562	58,693,509	1,353,578
	JAPAN	216,074.25	141,218	6,477,670	147,540
	MACAU	114.61	2,498	114,583	2,508
	MALAYSIA	141,244.49	305,783	14,026,266	323,145
	NETHERLANDS	20,916.55	11,968	548,972	12,956
	PEOPLE'S REPUBLIC OF CHINA	1,743,967.68	1,515,245	69,504,287	1,586,562
	SWEDEN	536,803.28	327,208	15,009,031	350,861
	TAIWAN (REP. OF CHINA)	1,765.75	903	41,421	940
	UK OF GREAT BRITAIN AND N. IRELAND	82,012.94	47,653	2,185,843	48,621
	UNITED STATES OF AMERICA	802,112.29	546,482	25,067,129	579,961
481031	Kraft paper and paperboard, other than that of a kind used for writing, printing or other graphic purposes: bleached uniformly throughout the mass and of which more than 95% by weight of the total fiber content consists of wood fibers obtained by a chemical process, and weighing more than 150 g/m2 or less, in rolls or sheets	864,016.16	543,507	24,930,667	587,118
	GERMANY	233,314.52	42,134	1,932,687	49,042
	HONG KONG, CHINA	350.57	157	7,202	161
	INDIA	43,741.27	31,188	1,430,594	32,044
	ITALY	42,306.63	50,162	2,300,931	52,766
	JAPAN	97,763.45	126,852	5,818,701	135,194
	PEOPLE'S REPUBLIC OF CHINA	218,301.14	130,496	5,985,852	137,421
	REPUBLIC OF KOREA	26,845.70	20,403	935,886	24,190
	UNITED STATES OF AMERICA	201,392.88	142,115	6,518,814	156,300

TABLE 8 - Continued

PSCC CODE	COMMODITY AND COUNTRY OF ORIGIN	GROSS WEIGHT (GK)	FOB VALUE		CIF
			DOLLARS	PESOS	DOLLARS
481032	Kraft paper and paperboard, other than that of a kind used for writing, printing or other graphic purposes: bleached uniformly throughout the mass and of which more than 95% by weight of the total fiber content consists of wood fibers obtained by a chemical process, and weighing more than 150 g/m ² , in rolls or sheets	59,242,250.77	40,355,946	1,851,127,245	42,528,058
	AUSTRALIA	65,797.50	49,415	2,266,666	57,676
	AUSTRIA	736,652.50	402,046	18,441,850	499,990
	BELGIUM	182,121.38	78,389	3,595,703	88,208
	BRAZIL	34,443.54	22,125	1,014,874	22,192
	CANADA	131,404.16	66,981	3,072,418	69,116
	CHILE	2,782,238.44	2,093,254	96,017,561	2,237,637
	DENMARK	129,872.93	51,949	2,382,901	60,210
	FINLAND	6,269,530.92	5,266,932	241,594,171	5,541,480
	GERMANY	8,145,427.27	3,903,318	179,045,196	4,072,595
	HONG KONG, CHINA	508,197.42	371,064	17,020,706	389,246
	INDIA	45,667.35	22,741	1,043,130	27,045
	INDONESIA	2,949,125.68	1,997,713	91,635,096	2,063,493
	ITALY	5,085.06	22,450	1,029,782	23,037
	JAPAN	406,449.94	323,959	14,860,000	342,458
	MALAYSIA	85,764.84	111,537	5,116,202	129,470
	NETHERLANDS	94,453.11	66,832	3,065,584	67,013
	NEW ZEALAND	2,566,017.18	1,459,926	66,966,806	1,539,199
	NORFOLK ISLAND	341,593.75	358,182	16,429,808	384,403
	PEOPLE'S REPUBLIC OF CHINA	20,539,807.79	14,799,293	678,843,570	15,425,491
	REPUBLIC OF KOREA	885,118.45	619,038	28,395,273	654,820
	SINGAPORE	1,623.69	4,916	225,497	5,077
	SWEDEN	1,642,158.23	877,258	40,239,825	921,402
	TAIWAN (REP. OF CHINA)	1,149,284.06	559,353	25,657,522	590,557
	UK OF GREAT BRITAIN AND N. IRELAND	42,513.25	24,411	1,119,733	25,616
	UNITED STATES OF AMERICA	9,471,238.72	6,709,318	307,756,416	7,193,005
	VIETNAM	30,663.61	93,546	4,290,955	97,622
481039	Other kraft paper and paperboard, other than that of a kind used for writing, printing or other graphic purposes: n.e.s.	1,314,750.75	1,480,868	67,927,415	1,572,649
	AUSTRIA	82,076.90	109,708	5,032,306	115,936
	DEMOCRATIC PEOPLE'S REP. OF KOREA	35,239.43	158,340	7,263,056	165,600
	FINLAND	41,244.47	22,756	1,043,818	24,313
	GERMANY	67,359.37	133,239	6,111,673	143,096
	INDONESIA	60,606.91	93,239	4,276,873	95,528
	JAPAN	1,651.61	5,283	242,331	5,645
	PEOPLE'S REPUBLIC OF CHINA	303,728.47	207,275	9,507,704	215,527
	REPUBLIC OF KOREA	631,273.99	592,497	27,177,838	638,077
	TAIWAN (REP. OF CHINA)	73,004.11	34,216	1,569,488	37,673
	THAILAND	7,689.84	87,237	4,001,561	91,510
	UNITED STATES OF AMERICA	10,875.65	37,078	1,700,767	39,744
481092	Other multiply paper and paperboard, n.e.s.	78,560,930.24	44,333,822	2,033,592,414	46,988,455
	AUSTRIA	332,411.37	206,241	9,460,274	221,451
	CANADA	204,501.40	93,315	4,280,359	108,692
	CHILE	4,200,553.83	3,257,624	149,427,212	3,435,402
	FINLAND	3,219,579.14	1,945,583	89,243,893	2,124,913
	GERMANY	295,111.18	152,313	6,986,598	169,861
	HONG KONG, CHINA	222,037.18	107,994	4,953,685	116,139
	INDONESIA	1,862,826.51	968,089	44,406,242	1,029,523
	ITALY	338,613.86	164,971	7,567,220	180,423
	JAPAN	655,880.82	383,033	17,569,724	400,844
	MACAU	42,901.16	27,931	1,281,195	29,400
	MALAYSIA	21,494.58	13,515	619,933	18,845
	NETHERLANDS	244,660.01	165,823	7,606,301	241,761
	NEW ZEALAND	1,880,168.15	1,318,429	60,476,338	1,426,478
	PEOPLE'S REPUBLIC OF CHINA	18,889,511.67	11,354,548	520,833,117	11,986,957
	REPUBLIC OF KOREA	32,082,109.35	15,795,746	724,550,869	16,454,454
	RUSSIAN FEDERATION	416,848.05	205,068	9,406,469	221,530
	SINGAPORE	43,301.73	33,134	1,519,857	35,937
	SLOVENIA	54,656.72	32,194	1,476,739	39,092
	SPAIN	125,961.02	34,119	1,565,039	37,561
	SWEDEN	5,652,938.92	3,999,263	183,446,193	4,328,410
	TAIWAN (REP. OF CHINA)	6,202,978.72	2,971,805	136,316,695	3,174,120
	THAILAND	101,293.87	46,766	2,145,156	50,012
	TURKEY	9,865.71	34,530	1,583,891	55,258

TABLE 8 - Continued

PSCC CODE	COMMODITY AND COUNTRY OF ORIGIN	GROSS WEIGHT (GK)	FOB VALUE		CIF
			DOLLARS	PESOS	DOLLARS
	UNITED STATES OF AMERICA	1,460,725.29	1,021,788	46,869,415	1,101,392
481099	Other paper and paperboard, other than multiply, n.e.s.	28,163,430.81	14,132,793	648,271,215	14,803,394
	AUSTRIA	85,124.12	55,358	2,539,271	62,848
	BELGIUM	64,300.41	29,138	1,336,560	29,246
	CANADA	239,223.65	122,004	5,596,323	130,917
	CHILE	282,125.55	141,486	6,489,963	142,182
	FINLAND	3,028,253.15	1,832,776	84,069,435	1,859,788
	GEORGIA	61,870.97	30,069	1,379,265	33,789
	GERMANY	184,066.80	91,853	4,213,297	102,585
	HONG KONG, CHINA	218,239.99	115,087	5,279,041	163,843
	INDONESIA	768,690.15	502,103	23,031,465	549,769
	ITALY	47,025.76	22,499	1,032,029	23,191
	JAPAN	837,724.97	353,980	16,237,063	368,619
	MALAYSIA	231,900.24	112,812	5,174,686	119,484
	NETHERLANDS	86,058.77	58,433	2,680,322	68,860
	NEW ZEALAND	101,905.93	40,600	1,862,322	50,596
	PEOPLE'S REPUBLIC OF CHINA	12,139,227.20	5,838,841	267,827,637	6,076,171
	REPUBLIC OF KOREA	2,405,374.23	1,428,251	65,513,873	1,484,210
	SINGAPORE	2,131,014.31	937,116	42,985,511	1,007,998
	SWEDEN	669,532.54	304,063	13,947,370	309,756
	TAIWAN (REP. OF CHINA)	3,812,258.28	1,682,288	77,166,550	1,720,937
	THAILAND	125,330.51	57,652	2,644,497	61,384
	UK OF GREAT BRITAIN AND N. IRELAND	23,736.30	18,510	849,054	19,564
	UNITED STATES OF AMERICA	620,446.98	357,874	16,415,681	417,657
48111	Paper, paperboard, cellulose wadding and webs of cellulose fibres, coated, impregnated, covered, surface-coloured, surface-decorated or printed, in rolls or rectangular (including square) sheets, of any size, other than goods of the kind described in heading 48.03, 48.09 or 48.10.	24,807,604.02	38,683,718	1,774,422,152	40,667,624
481110	Tarred, bituminised or asphalted paper and paperboard, surface-coloured, surface-decorated or printed, in rolls or sheets	365,218.27	573,278	26,296,261	600,938
	AUSTRALIA	4.18	117	5,367	190
	CANADA	8,886.30	5,143	235,909	5,289
	DENMARK	6,362.24	17,275	792,404	19,812
	GERMANY	310.28	536	24,586	638
	HONG KONG, CHINA	30.86	398	18,256	411
	JAPAN	17,175.10	275,782	12,650,120	288,868
	MALAYSIA	39,213.09	91,183	4,182,564	91,523
	PEOPLE'S REPUBLIC OF CHINA	31,159.56	28,031	1,285,782	30,069
	REPUBLIC OF KOREA	2,330.94	7,432	340,906	7,757
	SINGAPORE	14,139.57	31,938	1,464,996	33,949
	TAIWAN (REP. OF CHINA)	189,037.18	88,553	4,061,927	93,275
	UNITED STATES OF AMERICA	56,529.87	26,469	1,214,133	28,548
	VIETNAM	39.10	421	19,311	609
481141	Gummed or adhesive paper and paperboard, self-adhesive, in rolls or rectangular sheets, of any size	9,045,522.83	10,328,667	473,775,957	10,774,299
	AUSTRALIA	362.02	2,622	120,271	2,742
	CANADA	6,059.63	24,450	1,121,522	25,389
	FRANCE	1,110.72	11,275	517,184	14,568
	GERMANY	27,343.13	73,828	3,386,491	77,483
	HONG KONG, CHINA	211,838.96	194,693	8,930,568	203,067
	INDONESIA	205,587.01	257,307	11,802,672	269,370
	ITALY	45,039.25	52,105	2,390,056	55,559
	JAPAN	110,511.19	543,468	24,928,877	567,480
	MALAYSIA	508,454.09	800,180	36,704,256	835,968
	MEXICO	40,499.17	155,154	7,116,914	161,884
	NETHERLANDS	248.70	37,563	1,723,015	37,632
	PEOPLE'S REPUBLIC OF CHINA	3,608,354.32	2,423,473	111,164,707	2,520,844
	REPUBLIC OF KOREA	14,377.19	125,124	5,739,438	130,458
	SINGAPORE	129,862.75	151,102	6,931,049	158,698
	SOUTH AFRICA, REP. OF	5.09	117	5,367	122
	SPAIN	3,159.06	3,235	148,389	3,643
	SWITZERLAND	0.87	384	17,614	397
	TAIWAN (REP. OF CHINA)	2,303,428.45	3,353,030	153,803,487	3,477,239
	THAILAND	1,694,331.21	1,712,224	78,539,715	1,804,746
	UK OF GREAT BRITAIN AND N. IRELAND	1,829.67	78,875	3,617,996	81,260
	UNITED ARAB EMIRATES, N.E.S.	7,874.80	33,283	1,526,691	34,848

TABLE 8 - Continued

PSCC CODE	COMMODITY AND COUNTRY OF ORIGIN	GROSS WEIGHT (GK)	FOB VALUE		CIF DOLLARS
			DOLLARS	PESOS	
	UNITED STATES OF AMERICA	107,733.75	266,398	12,219,677	278,323
	VIETNAM	17,511.80	28,777	1,320,001	32,579
481149	Other gummed or adhesive paper and paperboards, in rolls or in sheets	1,934,238.13	1,937,560	88,875,877	2,042,884
	CZECH REPUBLIC (CZECHOSLOVAKIA)	808.70	5,694	261,184	5,698
	FINLAND	15,730.23	10,297	472,323	10,368
	GERMANY	77.29	198	9,082	251
	HONG KONG, CHINA	21,656.10	11,859	543,972	12,828
	ITALY	22,431.66	16,336	749,333	16,842
	JAPAN	11,266.19	66,013	3,028,016	68,038
	MALAYSIA	15,453.44	10,200	467,874	10,488
	NETHERLANDS	138.50	223	10,229	250
	PEOPLE'S REPUBLIC OF CHINA	1,292,280.08	1,216,489	55,800,351	1,279,616
	REPUBLIC OF KOREA	11,092.14	11,122	510,166	11,432
	SINGAPORE	20,928.92	32,430	1,487,564	33,029
	SPAIN	14,391.49	98,735	4,528,974	100,608
	TAIWAN (REP. OF CHINA)	230,091.99	213,391	9,788,245	222,815
	THAILAND	147,394.66	79,101	3,628,363	84,607
	UK OF GREAT BRITAIN AND N. IRELAND	2,349.13	50,577	2,319,967	60,792
	UNITED STATES OF AMERICA	128,147.61	114,895	5,270,234	125,222
481151	Paper and paperboard coated, impregnated or covered with plastics (excluding adhesives), bleached, weighing more than 150 g/m2	1,074,514.82	2,501,236	114,731,696	2,617,911
	FRANCE	18,860.39	1,068,380	49,006,591	1,106,652
	GERMANY	958.60	4,586	210,360	5,259
	HONG KONG, CHINA	24,272.82	32,230	1,478,390	33,364
	INDONESIA	7,813.15	413,868	18,984,125	425,875
	JAPAN	2,337.32	12,487	572,779	13,301
	MALAYSIA	57,712.07	117,172	5,374,680	121,951
	NETHERLANDS	3,917.14	9,108	417,784	13,613
	PEOPLE'S REPUBLIC OF CHINA	754,975.46	443,162	20,327,841	458,208
	REPUBLIC OF KOREA	30,245.50	22,955	1,052,946	25,952
	SINGAPORE	46,077.22	93,950	4,309,486	102,874
	TAIWAN (REP. OF CHINA)	105,759.97	51,049	2,341,618	53,092
	UNITED STATES OF AMERICA	21,585.18	232,289	10,655,096	257,770
481159	Other paper and paperboard coated, impregnated or covered with plastics (excluding adhesives), bleached, n.e.s.	6,345,254.96	12,704,472	582,754,133	13,466,788
	DEMOCRATIC PEOPLE'S REP. OF KOREA	3,768.37	10,769	493,974	11,210
	GERMANY	50,151.98	194,732	8,932,357	365,283
	HONG KONG, CHINA	69,352.42	93,489	4,288,340	96,625
	INDONESIA	474,309.75	1,016,696	46,635,846	1,044,571
	JAPAN	43,144.65	30,460	1,397,200	33,259
	MALAYSIA	214,930.46	401,679	18,425,016	415,559
	NETHERLANDS	268,514.80	286,426	13,138,361	307,633
	PEOPLE'S REPUBLIC OF CHINA	2,182,019.34	2,315,060	106,191,803	2,385,105
	REPUBLIC OF KOREA	141,252.80	212,456	9,745,357	224,808
	SINGAPORE	426,020.69	1,302,788	59,758,886	1,434,043
	SWEDEN	61,541.67	427,163	19,593,967	427,782
	SWITZERLAND	50,539.29	217,016	9,954,524	250,372
	TAIWAN (REP. OF CHINA)	693,478.87	700,731	32,142,531	720,715
	THAILAND	1,259,546.69	5,009,961	229,806,911	5,232,696
	UK OF GREAT BRITAIN AND N. IRELAND	84,691.50	105,286	4,829,469	114,742
	UNITED STATES OF AMERICA	321,991.68	379,760	17,419,591	402,385
481160	Paper and paperboard, coated, impregnated or covered with wax, paraffin wax, stearin, oil or glycerol	2,942,584.95	5,745,019	263,524,022	6,055,936
	CHILE	5,386.28	5,470	250,909	5,624
	CYPRUS	78.47	693	31,788	743
	FRANCE	29,636.33	1,713,197	78,584,346	1,855,017
	GERMANY	6,191.00	20,633	946,436	22,280
	HONG KONG, CHINA	3,105.01	749	34,357	828
	INDONESIA	181,903.83	590,562	27,089,079	608,323
	JAPAN	238,842.94	172,433	7,909,502	185,795
	MALAYSIA	151,162.39	200,276	9,186,660	210,743
	PEOPLE'S REPUBLIC OF CHINA	1,736,963.35	2,220,028	101,832,684	2,301,966
	REPUBLIC OF KOREA	139,511.13	57,012	2,615,140	63,435
	SINGAPORE	8,742.08	2,108	96,694	2,358

TABLE 8 - Continued

PSCC CODE	COMMODITY AND COUNTRY OF ORIGIN	GROSS WEIGHT (GK)	FOB VALUE		CIF DOLLARS
			DOLLARS	PESOS	
	TAIWAN (REP. OF CHINA)	186,584.96	131,006	6,009,245	136,558
	THAILAND	22,962.31	54,073	2,480,329	56,944
	UNITED STATES OF AMERICA	39,208.80	102,435	4,698,694	117,281
	VIETNAM	192,306.07	474,344	21,758,159	488,041
481190	Other paper, paperboard, cellulose wadding and webs of cellulose fibers	3,100,270.06	4,893,486	224,464,206	5,108,868
	AUSTRALIA	19,625.36	82,227	3,771,753	84,831
	FRENCH POLYNESIA	5.20	340	15,596	396
	GEORGIA	298.86	1,757	80,594	3,273
	GERMANY	602,774.40	859,067	39,405,403	894,806
	HONG KONG, CHINA	77,277.09	113,290	5,196,612	118,057
	INDIA	5,837.39	19,201	880,750	19,819
	INDONESIA	140.83	305	13,990	318
	ITALY	7,943.05	21,754	997,856	23,924
	JAPAN	90,350.30	366,328	16,803,465	381,895
	MACAU	93.10	133	6,101	142
	MALAYSIA	141,149.83	577,130	26,472,954	591,939
	PEOPLE'S REPUBLIC OF CHINA	1,146,954.13	1,313,946	60,270,702	1,393,276
	REPUBLIC OF KOREA	565,666.59	848,349	38,913,768	881,500
	SINGAPORE	67,195.10	99,646	4,570,762	101,391
	SPAIN	3.88	152	6,972	158
	TAIWAN (REP. OF CHINA)	102,781.97	162,548	7,456,078	169,740
	THAILAND	138,641.53	141,379	6,485,055	144,650
	UK OF GREAT BRITAIN AND N. IRELAND	10,956.70	18,357	842,036	18,471
	UNITED ARAB EMIRATES, N.E.S.	15,791.30	52,950	2,428,817	56,399
	UNITED STATES OF AMERICA	91,926.06	155,833	7,148,061	162,969
	VIETNAM	14,857.39	58,794	2,696,881	60,914
4812	Filter blocks, slabs and plates, of paper pulp.	68,818.01	173,475	7,957,298	188,750
481200	Filter blocks, slabs and plates, of paper pulp	68,818.01	173,475	7,957,298	188,750
	AUSTRALIA	261.48	907	41,604	939
	GERMANY	682.77	2,841	130,317	2,948
	INDONESIA	60.90	1,016	46,604	1,178
	JAPAN	4,928.66	44,685	2,049,701	49,388
	PEOPLE'S REPUBLIC OF CHINA	46,499.85	73,230	3,359,060	79,065
	REPUBLIC OF KOREA	9,521.37	3,676	168,618	3,955
	SINGAPORE	617.87	16,967	778,276	17,611
	SPAIN	236.27	5,682	260,633	6,204
	SWITZERLAND	381.02	4,477	205,360	4,599
	UK OF GREAT BRITAIN AND N. IRELAND	5,417.27	17,192	788,597	19,734
	UNITED STATES OF AMERICA	210.55	2,802	128,528	3,129
4813	Cigarette paper, whether or not cut to size or in the form of booklets or tubes.	7,859,630.50	16,270,944	746,348,202	17,164,441
481310	Cigarette paper, whether or not cut in size, in the form of booklets or tubes	10,412.44	103,461	4,745,756	116,540
	HONG KONG, CHINA	3,952.64	25,136	1,152,988	28,432
	JAPAN	77.56	33,969	1,558,158	38,870
	REPUBLIC OF KOREA	6,369.65	44,163	2,025,757	48,884
	UNITED STATES OF AMERICA	12.59	193	8,853	354
481320	Cigarette paper, whether or not cut in size, in rolls of a width not exceeding 5 cm	5,214,414.63	10,437,852	478,784,271	10,862,511
	AUSTRIA	166.19	4,609	211,415	4,767
	CZECH REPUBLIC (CZECHOSLOVAKIA)	184,628.57	1,144,725	52,508,536	1,240,186
	FRANCE	54,019.15	138,235	6,340,839	148,723
	GERMANY	634,363.16	1,079,371	49,510,748	1,116,578
	HONG KONG, CHINA	863.05	3,852	176,691	4,207
	INDIA	46,117.68	136,048	6,240,522	139,886
	INDONESIA	802,823.60	1,261,132	57,848,125	1,314,145
	JAPAN	77,998.07	335,836	15,404,797	347,257
	LAO PEOPLE'S DEMOCRATIC REPUBLIC (LAOS)	5.94	28	1,284	84
	MALAYSIA	32,291.57	158,734	7,281,129	162,817
	PEOPLE'S REPUBLIC OF CHINA	979,541.23	2,106,102	96,606,898	2,193,961
	REPUBLIC OF KOREA	75,533.05	69,493	3,187,644	72,731
	SPAIN	42,238.77	89,078	4,086,008	94,118
	VIETNAM	2,283,824.60	3,910,609	179,379,635	4,023,051

TABLE 8 - Continued

PSCC CODE	COMMODITY AND COUNTRY OF ORIGIN	GROSS WEIGHT (GK)	FOB VALUE		CIF DOLLARS
			DOLLARS	PESOS	
481390	Cigarette paper, whether or not cut in size, n.e.s.	2,634,803.43	5,729,631	262,818,175	6,185,390
	AUSTRALIA	6,957.78	21,478	985,196	25,184
	AUSTRIA	1,265,337.88	2,711,770	124,388,890	2,952,426
	DEMOCRATIC PEOPLE'S REP. OF KOREA	2,602.78	16,567	759,928	17,461
	FRANCE	22,810.04	66,962	3,071,547	71,837
	GERMANY	234,108.37	534,162	24,502,011	586,227
	HONG KONG, CHINA	6,873.65	32,377	1,485,133	35,283
	INDONESIA	1,859.01	15,439	708,187	16,392
	PEOPLE'S REPUBLIC OF CHINA	1,040,053.78	2,207,076	101,238,576	2,350,511
	REPUBLIC OF KOREA	5,451.18	45,773	2,099,608	47,078
	THAILAND	469.08	1,452	66,603	2,499
	UNITED STATES OF AMERICA	0.83	225	10,321	255
	VIETNAM	48,279.05	76,350	3,502,175	80,237
4814	Wallpaper and similar wall coverings; window transparencies of paper.	799,124.06	1,513,801	69,438,053	1,617,617
481410	"Ingrain paper"	28,379.31	204,112	9,362,618	215,079
	FRANCE	114.82	2,011	92,245	3,025
	HONG KONG, CHINA	273.11	12,575	576,815	13,229
	INDONESIA	118.80	297	13,623	308
	JAPAN	639.90	7,324	335,952	7,795
	NETHERLANDS	1,944.04	34,306	1,573,616	34,487
	PEOPLE'S REPUBLIC OF CHINA	17,847.97	21,367	980,104	22,671
	SINGAPORE	1,606.88	35,146	1,612,147	35,277
	SPAIN	89.46	501	22,981	518
	SWEDEN	56.86	5,763	264,349	8,205
	TAIWAN (REP. OF CHINA)	5,013.54	9,540	437,600	10,986
	UK OF GREAT BRITAIN AND N. IRELAND	1.74	994	45,595	1,109
	UNITED STATES OF AMERICA	672.19	74,288	3,407,591	77,469
481420	Wallpaper and similar wall coverings, consisting of paper coated or covered, on the face side, with a grained, embossed, coloured, design-printed or otherwise decorated layer or plastics	515,744.63	818,271	37,534,091	860,390
	AUSTRALIA	53.30	937	42,980	1,001
	BELGIUM	5,145.22	11,465	525,900	12,334
	DEMOCRATIC PEOPLE'S REP. OF KOREA	3,746.25	999	45,824	1,068
	FRANCE	1,066.13	12,479	572,412	13,352
	GERMANY	4,841.18	8,579	393,519	10,005
	HONG KONG, CHINA	3,681.05	30,947	1,419,539	32,811
	ITALY	68.32	4,463	204,718	4,871
	JAPAN	5,828.66	32,677	1,498,894	35,918
	NETHERLANDS	1,689.10	12,615	578,650	14,121
	PEOPLE'S REPUBLIC OF CHINA	239,380.19	323,330	14,831,147	335,526
	REPUBLIC OF KOREA	220,917.73	151,053	6,928,801	160,649
	SINGAPORE	7,834.97	58,433	2,680,322	60,595
	TAIWAN (REP. OF CHINA)	13,198.62	13,822	634,015	14,378
	THAILAND	88.17	15,952	731,718	16,351
	UK OF GREAT BRITAIN AND N. IRELAND	267.13	19,706	903,914	20,256
	UNITED STATES OF AMERICA	7,938.61	120,814	5,541,738	127,154
481430	Wallpaper and similar wall coverings, consisting of paper covered, on the face side, with plaiting material, whether or not bound together in parallel strands or woven	16.24	327	15,000	369
	UK OF GREAT BRITAIN AND N. IRELAND	6.68	101	4,633	114
	UNITED STATES OF AMERICA	9.56	226	10,367	255
481490	Other wallpaper and similar wall coverings, window transparencies of paper	254,983.88	491,091	22,526,344	541,779
	BELGIUM	46.35	722	33,118	802
	CHILE	356.39	1,815	83,254	1,969
	FRANCE	73.03	1,278	58,622	1,423
	HONG KONG, CHINA	102.21	6,686	306,687	7,070
	ITALY	256.51	3,936	180,544	4,205
	JAPAN	974.38	11,706	536,954	13,565
	NETHERLANDS	153.28	1,610	73,851	1,705
	PEOPLE'S REPUBLIC OF CHINA	178,105.18	101,676	4,663,878	114,109
	REPUBLIC OF KOREA	2,437.79	12,769	585,714	13,727

TABLE 8 - Continued

PSCC CODE	COMMODITY AND COUNTRY OF ORIGIN	GROSS WEIGHT (GK)	FOB VALUE		CIF
			DOLLARS	PESOS	DOLLARS
	SINGAPORE	4,497.47	61,279	2,810,868	67,353
	SPAIN	8.88	436	19,999	454
	SWEDEN	24.18	2,238	102,657	2,801
	TAIWAN (REP. OF CHINA)	61,911.71	149,070	6,837,841	165,608
	UK OF GREAT BRITAIN AND N. IRELAND	1,433.86	26,555	1,218,078	29,424
	UNITED STATES OF AMERICA	4,602.66	109,315	5,014,279	117,564
4815	Floor coverings on a base of paper or of paperboard, whether or not cut to size.	73,263.81	65,135	2,987,742	67,555
481500	Floor coverings on a base of paper or of paperboard, whether or not cut to size	73,263.81	65,135	2,987,742	67,555
	INDONESIA	17,992.98	3,738	171,462	3,888
	PEOPLE'S REPUBLIC OF CHINA	55,270.83	61,397	2,816,280	63,667
4816	Carbon paper, self-copy paper and other copying or transfer papers (other than those of heading 48.09), duplicator stencils and offset plates, of paper, whether or not put up in boxes.	4,071,188.70	5,021,206	230,322,719	5,341,605
481610	Carbon or similar copying papers, whether or not put up in boxes	91,931.30	160,615	7,367,410	169,492
	GERMANY	22.04	2,090	95,868	2,184
	INDIA	21,784.03	92,066	4,223,067	92,242
	INDONESIA	57,891.47	38,345	1,758,885	45,485
	JAPAN	19.10	142	6,514	152
	PEOPLE'S REPUBLIC OF CHINA	944.60	310	14,220	319
	REPUBLIC OF KOREA	2,845.13	14,634	671,262	15,615
	THAILAND	8,424.93	13,028	597,594	13,495
481620	Self-copy paper, whether or not put up in boxes	1,287,829.63	1,218,993	55,915,210	1,267,660
	INDONESIA	227,689.24	105,303	4,830,249	113,402
	JAPAN	0.83	85	3,899	97
	PEOPLE'S REPUBLIC OF CHINA	1,060,083.93	1,112,453	51,028,219	1,152,678
	TAIWAN (REP. OF CHINA)	11.79	449	20,596	479
	UNITED STATES OF AMERICA	43.84	703	32,247	1,004
481630	Suplicator stencils, whether or not put up in boxes	755,916.91	1,758,800	80,676,154	1,916,093
	CANADA	49,676.01	110,559	5,071,341	118,124
	DEMOCRATIC PEOPLE'S REP. OF KOREA	632.03	1,289	59,126	1,520
	FRANCE	4.32	38	1,743	63
	HONG KONG, CHINA	4,413.19	107,282	4,921,025	110,715
	INDONESIA	78,620.59	52,172	2,393,130	53,930
	ITALY	21,780.26	15,897	729,195	16,056
	JAPAN	25,654.60	641,493	29,425,284	669,227
	MALAYSIA	4,017.07	21,300	977,031	23,506
	NETHERLANDS	44,250.67	23,158	1,062,257	23,501
	PEOPLE'S REPUBLIC OF CHINA	217,119.60	138,020	6,330,977	144,685
	REPUBLIC OF KOREA	41,741.57	33,582	1,540,406	91,917
	SINGAPORE	16,180.30	21,529	987,535	22,359
	SWITZERLAND	4,999.14	6,215	285,082	6,390
	THAILAND	31,575.47	15,324	702,912	16,183
	UNITED STATES OF AMERICA	215,252.09	570,942	26,189,110	617,917
481690	Other copying or transfer papers (other than those of heading No. 48.09), whether or not put up in boxes	1,935,510.86	1,882,798	86,363,945	1,988,360
	CANADA	84,895.07	188,929	8,666,173	201,798
	GERMANY	97,443.56	157,200	7,210,764	165,574
	HONG KONG, CHINA	2,525.14	14,636	671,354	15,248
	INDIA	5.00	205	9,403	232
	INDONESIA	156,312.33	87,197	3,999,726	93,653
	JAPAN	188,418.08	373,498	17,132,353	389,793
	NETHERLANDS	43,321.14	22,925	1,051,570	24,684
	NEW ZEALAND	4,121.62	9,872	452,829	10,476
	PEOPLE'S REPUBLIC OF CHINA	893,801.70	468,065	21,470,142	499,656
	REPUBLIC OF KOREA	197,326.90	316,041	14,496,801	329,866
	SINGAPORE	99.91	1,928	88,437	2,437
	TAIWAN (REP. OF CHINA)	146,338.40	107,360	4,924,603	113,509
	THAILAND	68,407.07	87,418	4,009,864	91,317
	UNITED STATES OF AMERICA	52,494.94	47,524	2,179,926	50,117

TABLE 8 - Continued

PSCC CODE	COMMODITY AND COUNTRY OF ORIGIN	GROSS WEIGHT (GK)	FOB VALUE		CIF
			DOLLARS	PESOS	DOLLARS
4817	Envelopes, letter cards, plain post cards and correspondence cards, of paper or paperboard; boxes, pouches, wallets and writing compendiums, of paper or paperboard, containing an assortment of paper stationery.	1,031,572.13	1,547,735	70,994,603	1,673,845
481710	Envelopes	511,832.31	990,070	45,414,510	1,053,523
	AUSTRALIA	1,756.42	3,607	165,453	3,974
	CANADA	967.24	2,243	102,886	2,306
	FRANCE	274.65	2,456	112,657	3,443
	HONG KONG, CHINA	22,769.74	45,179	2,072,361	53,434
	INDIA	4,612.97	5,335	244,716	5,905
	INDONESIA	8,669.74	14,757	676,904	15,361
	ITALY	13.34	321	14,724	343
	JAPAN	4,533.33	123,008	5,642,377	127,124
	PEOPLE'S REPUBLIC OF CHINA	358,097.46	443,006	20,320,685	468,368
	REPUBLIC OF KOREA	31.72	154	7,064	427
	SINGAPORE	65,885.68	228,416	10,477,442	237,936
	SPAIN	105.37	337	15,458	353
	SWITZERLAND	13.87	137	6,284	219
	TAIWAN (REP. OF CHINA)	21,425.27	73,688	3,380,069	78,910
	THAILAND	11.74	529	24,265	595
	UK OF GREAT BRITAIN AND N. IRELAND	169.57	1,735	79,584	5,710
	UNITED ARAB EMIRATES, N.E.S.	1.49	26	1,193	32
	UNITED STATES OF AMERICA	22,492.71	45,136	2,070,388	49,083
481720	Letter cards, plain postcards and correspondence cards	255,583.07	191,749	8,795,527	206,440
	FRANCE	90.96	812	37,246	1,138
	GERMANY	0.16	60	2,752	64
	HONG KONG, CHINA	3,227.77	9,544	437,783	10,387
	IRELAND	0.84	103	4,725	109
	ITALY	10.15	97	4,449	241
	JAPAN	1,981.83	86,056	3,947,389	91,978
	NEW ZEALAND	6.11	116	5,321	130
	PEOPLE'S REPUBLIC OF CHINA	246,314.35	86,955	3,988,626	92,497
	REPUBLIC OF KOREA	13.22	250	11,468	267
	SINGAPORE	2,233.44	4,292	196,874	4,744
	SPAIN	231.93	207	9,495	794
	TAIWAN (REP. OF CHINA)	941.85	650	29,816	676
	UNITED STATES OF AMERICA	530.46	2,607	119,583	3,415
481730	Boxes, pouches, wallets and writing compendiums, of paper or paperboard, containing an assortment of paper stationery	264,156.75	365,916	16,784,566	413,882
	CANADA	44.27	467	21,421	486
	FRANCE	95.15	848	38,898	1,189
	GERMANY	92.59	1,257	57,659	1,475
	HONG KONG, CHINA	16,653.78	25,382	1,164,272	26,616
	JAPAN	7,129.67	101,859	4,672,272	107,287
	PEOPLE'S REPUBLIC OF CHINA	206,166.84	116,580	5,347,525	127,748
	REPUBLIC OF KOREA	34.02	444	20,366	473
	SINGAPORE	17,609.44	34,270	1,571,965	40,099
	TAIWAN (REP. OF CHINA)	11,040.12	55,430	2,542,574	73,555
	UK OF GREAT BRITAIN AND N. IRELAND	231.02	4,204	192,837	7,353
	UNITED STATES OF AMERICA	5,059.85	25,175	1,154,777	27,601
4818	Toilet paper and similar paper, cellulose wadding or webs of cellulose fibres, of a kind used for household or sanitary purposes, in rolls of a width not exceeding 16 cm, or cut to size or shape; handkerchiefs, cleansing tissues, towels, tablecloths, serviettes, napkins for babies, tampons, bed sheets and similar household, sanitary or hospital articles, articles of apparel and clothing accessories, of paper pulp, paper, cellulose wadding or webs of cellulose fibres.	69,598,387.91	130,854,800	6,002,309,674	140,122,027
481810	Toilet paper	5,893,531.98	6,167,783	282,916,206	6,674,911
	CANADA	1,819.72	1,074	49,264	1,180
	HONG KONG, CHINA	46,791.34	48,432	2,221,576	51,184
	INDIA	50,589.46	50,170	2,301,298	62,353
	INDONESIA	2,485,315.47	3,386,052	155,318,205	3,733,040

TABLE 8 - Continued

PSCC CODE	COMMODITY AND COUNTRY OF ORIGIN	GROSS WEIGHT (GK)	FOB VALUE		CIF DOLLARS
			DOLLARS	PESOS	
	ITALY	1,825.29	30,789	1,412,291	35,668
	JAPAN	109.52	910	41,742	936
	MALAYSIA	149.30	107	4,908	114
	PEOPLE'S REPUBLIC OF CHINA	2,752,774.01	1,908,625	87,548,629	2,023,228
	REPUBLIC OF KOREA	47,992.40	75,849	3,479,194	81,238
	SINGAPORE	19,375.95	37,729	1,730,629	37,809
	TAIWAN (REP. OF CHINA)	84,655.90	138,826	6,367,949	142,804
	THAILAND	78,055.81	125,537	5,758,382	133,770
	UK OF GREAT BRITAIN AND N. IRELAND	13,081.94	152,145	6,978,891	153,452
	UNITED STATES OF AMERICA	310,995.87	211,538	9,703,248	218,135
481820	Handkerchiefs, cleansing or facial tissues and towels	8,388,984.62	9,038,930	414,615,718	9,659,109
	AUSTRALIA	8,964.01	24,438	1,120,971	30,129
	FRANCE	41.71	90	4,128	106
	GERMANY	3.06	525	24,082	549
	HONG KONG, CHINA	57,482.59	903,436	41,440,609	964,199
	INDIA	305.50	845	38,760	880
	INDONESIA	1,635,855.23	2,364,318	108,451,267	2,552,406
	ISRAEL	91,513.79	253,298	11,618,779	260,690
	ITALY	0.84	167	7,660	179
	JAPAN	87,443.90	316,957	14,538,818	330,401
	MACAU	59.02	93	4,266	110
	MALAYSIA	27,284.65	41,491	1,903,192	45,629
	NETHERLANDS	425.96	2,685	123,161	3,040
	PEOPLE'S REPUBLIC OF CHINA	4,901,793.95	3,297,682	151,264,673	3,504,082
	PORTUGAL	44.24	662	30,366	725
	REPUBLIC OF KOREA	492,487.49	792,580	36,355,645	838,590
	RUSSIAN FEDERATION	0.84	46	2,110	52
	SINGAPORE	163,865.74	96,086	4,407,465	105,408
	SPAIN	124.87	360	16,513	391
	TAIWAN (REP. OF CHINA)	306,136.85	97,755	4,484,022	101,780
	THAILAND	215,726.80	407,660	18,699,364	428,876
	TURKEY	30.99	129	5,917	148
	UK OF GREAT BRITAIN AND N. IRELAND	44,789.29	69,747	3,199,295	81,607
	UNITED ARAB EMIRATES, N.E.S.	164.91	274	12,568	314
	UNITED STATES OF AMERICA	352,259.73	362,540	16,629,710	403,052
	VIETNAM	2,178.66	5,066	232,377	5,766
481830	Tablecloths and serviettes	558,356.68	466,483	21,397,576	506,796
	AUSTRALIA	1,666.67	450	20,642	481
	FRANCE	16.92	125	5,734	133
	HONG KONG, CHINA	924.43	9,066	415,857	10,445
	INDIA	105.36	118	5,413	135
	INDONESIA	53,497.28	84,363	3,869,731	92,277
	JAPAN	1,130.68	2,707	124,170	3,027
	MALAYSIA	104.32	3,306	151,646	3,434
	PEOPLE'S REPUBLIC OF CHINA	390,884.22	287,698	13,196,707	304,806
	PORTUGAL	47.57	79	3,624	90
	REPUBLIC OF KOREA	184.41	7,192	329,897	7,198
	SINGAPORE	8.64	38	1,743	77
	TAIWAN (REP. OF CHINA)	67,477.44	56,116	2,574,041	68,010
	THAILAND	1,265.13	2,455	112,611	2,538
	UNITED ARAB EMIRATES, N.E.S.	101.31	168	7,706	194
	UNITED STATES OF AMERICA	40,942.30	12,602	578,054	13,951
481840	Sanitary towels and tampons, napkins and napkin liners for babies and similar sanitary articles	53,143,346.92	112,655,798	5,167,521,452	120,579,934
	AUSTRALIA	1,276.25	1,776	81,465	1,787
	CANADA	73,755.31	45,213	2,073,920	50,206
	DEMOCRATIC PEOPLE'S REP. OF KOREA	15,501.82	15,038	689,793	15,463
	FRANCE	10,898.47	48,749	2,236,117	48,858
	GERMANY	69,680.03	184,472	8,461,731	188,041
	HONG KONG, CHINA	42,137.29	39,123	1,794,572	44,579
	INDIA	83,443.36	506,572	23,236,458	510,347
	INDONESIA	657,649.35	2,136,439	97,998,457	2,242,210
	JAPAN	522,424.01	1,842,886	84,533,180	2,714,087
	MALAYSIA	3,330,940.34	8,635,877	396,127,678	9,177,727
	NETHERLANDS	53.37	946	43,393	1,011
	PANAMA	9,777.26	5,669	260,037	6,359
	PEOPLE'S REPUBLIC OF CHINA	38,693,926.38	69,887,158	3,205,723,937	74,984,604
	REPUBLIC OF KOREA	274,888.30	327,072	15,002,792	346,315

TABLE 8 - Continued

PSCC CODE	COMMODITY AND COUNTRY OF ORIGIN	GROSS WEIGHT (GK)	FOB VALUE		CIF DOLLARS
			DOLLARS	PESOS	
	SINGAPORE	2,697,980.03	7,364,365	337,803,422	7,815,425
	SRI LANKA (CEYLON)	35,735.61	137,710	6,316,758	142,493
	TAIWAN (REP. OF CHINA)	467,342.77	649,692	29,801,372	694,163
	THAILAND	5,921,985.91	19,698,253	903,558,865	20,411,940
	UK OF GREAT BRITAIN AND N. IRELAND	46.00	23	1,055	27
	UNITED STATES OF AMERICA	130,891.02	675,676	30,993,258	705,898
	VIETNAM	103,014.04	453,089	20,783,192	478,394
481850	Paper garments, articles of apparel and clothing accessories, of paper pulp	159,819.96	353,965	16,236,373	389,297
	GERMANY	0.71	83	3,807	92
	HONG KONG, CHINA	11,637.70	68,549	3,144,343	73,322
	INDONESIA	6,890.31	17,184	788,230	18,450
	JAPAN	112.03	934	42,843	1,082
	MACAU	23.83	953	43,714	1,016
	MALAYSIA	4,853.88	10,905	500,212	11,960
	PEOPLE'S REPUBLIC OF CHINA	91,607.70	147,216	6,752,798	160,607
	REPUBLIC OF KOREA	11,097.43	26,589	1,219,637	33,645
	SINGAPORE	16,650.48	52,628	2,414,046	56,052
	TAIWAN (REP. OF CHINA)	3,695.37	16,434	753,827	17,664
	UK OF GREAT BRITAIN AND N. IRELAND	13,250.52	12,490	572,916	15,407
481890	Other cellulose wadding or webs of cellulose fibers, of a kind used for household or sanitary purposes, n.e.s.	1,454,347.75	2,171,841	99,622,349	2,311,980
	AUSTRALIA	201.40	1,137	52,154	1,866
	DENMARK	6,068.29	8,718	399,895	9,971
	FINLAND	2,345.36	15,814	725,388	19,496
	FRANCE	8.21	48	2,202	52
	GERMANY	27,824.99	98,272	4,507,737	105,866
	HONG KONG, CHINA	88,632.58	127,171	5,833,334	134,829
	INDONESIA	15,856.58	12,898	591,632	14,629
	ITALY	960.50	2,146	98,437	5,337
	JAPAN	42,892.88	802,977	36,832,555	835,761
	MALAYSIA	5,721.17	24,551	1,126,155	26,746
	NETHERLANDS	0.04	22	1,009	24
	PEOPLE'S REPUBLIC OF CHINA	935,340.05	738,756	33,886,738	798,107
	REPUBLIC OF KOREA	12,484.15	17,376	797,037	18,826
	SINGAPORE	277.30	1,332	61,099	1,401
	TAIWAN (REP. OF CHINA)	76,905.17	30,686	1,407,567	34,465
	THAILAND	39,872.00	41,621	1,909,155	46,241
	TURKEY	4,084.50	21,789	999,461	22,637
	UK OF GREAT BRITAIN AND N. IRELAND	266.96	2,331	106,923	2,465
	UNITED STATES OF AMERICA	194,605.62	224,196	10,283,871	233,261
4819	Cartons, boxes, cases, bags and other packing containers, of paper, paperboard, cellulose wadding or webs of cellulose fibres; box files, letter trays, and similar articles, of paper or paperboard of a kind used in offices, shops or the like.	40,270,525.35	51,138,345	2,345,715,883	54,037,377
481910	Cartons, boxes and cases, of corrugated paper or paperboard	9,425,683.35	15,313,318	702,421,896	16,340,942
	ARGENTINA	13.30	65	2,982	77
	AUSTRALIA	49,770.76	138,106	6,334,922	143,288
	BANGLADESH	39.97	126	5,780	146
	BELGIUM	30.47	1,502	68,897	1,873
	CAMBODIA (DEMOCRATIC KAMPUCHEA)	828.15	541	24,816	593
	CANADA	1,799.45	23,216	1,064,918	23,353
	CHRISTMAS ISLAND	6,915.10	40,389	1,852,643	41,853
	DENMARK	7,973.97	36,933	1,694,117	42,910
	FRANCE	7.14	2,289	104,996	2,460
	GEORGIA	181.64	939	43,072	1,749
	GERMANY	8,447.57	33,935	1,556,598	41,658
	HONG KONG, CHINA	359,061.91	1,347,386	61,804,596	1,467,611
	INDIA	1,115,664.96	1,030,208	47,255,641	1,090,125
	INDONESIA	2,851,674.81	2,223,322	101,983,780	2,359,427
	ISRAEL	163.24	4,997	229,212	5,339
	ITALY	1,613.36	5,778	265,037	6,162
	JAPAN	180,031.05	1,651,166	75,738,984	1,737,979
	MALAYSIA	39,799.91	329,969	15,135,678	343,715
	MEXICO	65.45	260	11,926	276
	NETHERLANDS	1,699.24	1,807	82,887	1,991
	NORWAY	3,130.98	278	12,752	320

TABLE 8 - Continued

PSCC CODE	COMMODITY AND COUNTRY OF ORIGIN	GROSS WEIGHT (GK)	FOB VALUE		CIF DOLLARS
			DOLLARS	PESOS	
	PAKISTAN, ISLAMIC REP. OF	139.20	492	22,568	1,201
	PEOPLE'S REPUBLIC OF CHINA	3,420,682.50	5,162,118	236,786,353	5,467,360
	REPUBLIC OF KOREA	148,416.99	329,967	15,135,586	348,145
	SINGAPORE	28,854.45	127,704	5,857,782	158,834
	SPAIN	20.87	3,102	142,289	4,057
	SRI LANKA (CEYLON)	239.69	3,990	183,021	4,948
	SWEDEN	0.67	485	22,247	498
	SWITZERLAND	112.59	3,404	156,141	3,893
	TAIWAN (REP. OF CHINA)	513,876.19	1,069,379	49,052,415	1,161,094
	THAILAND	218,997.23	458,222	21,018,643	535,048
	UK OF GREAT BRITAIN AND N. IRELAND	14,111.00	11,960	548,605	15,350
	UNITED ARAB EMIRATES, N.E.S.	175.58	650	29,816	669
	UNITED STATES OF AMERICA	334,919.06	862,871	39,579,893	911,017
	VIETNAM	116,224.90	405,762	18,612,303	415,923
481920	Folding cartons, boxes and cases, of non-corrugated paper or paperboard	21,849,184.48	18,727,610	859,035,470	19,473,256
	AUSTRALIA	373.19	2,422	111,097	3,068
	AUSTRIA	60.91	15,826	725,939	17,653
	BANGLADESH	131.47	586	26,880	852
	BELGIUM	1,112.86	3,811	174,811	4,107
	BRAZIL	148.20	78	3,578	90
	DENMARK	172.50	3,662	167,976	4,064
	FINLAND	2.14	76	3,486	81
	FRANCE	5,391.78	15,889	728,828	17,762
	GEORGIA	43.86	179	8,211	198
	GERMANY	5,526.63	13,229	606,814	16,911
	HONG KONG, CHINA	252,157.33	832,567	38,189,848	873,047
	INDIA	182,454.53	514,658	23,607,362	597,570
	INDONESIA	750,214.34	1,022,073	46,882,489	1,075,255
	ISRAEL	423.99	2,661	122,060	2,736
	ITALY	12,016.70	11,517	528,285	15,051
	JAPAN	81,424.13	569,285	26,113,103	610,689
	LIECHTENSTEIN	5.91	9,372	429,894	10,131
	MALAYSIA	146,578.27	261,088	11,976,106	281,218
	MEXICO	71.72	1,712	78,529	1,820
	NETHERLANDS	704.04	2,962	135,867	3,291
	NEW ZEALAND	76.31	699	32,063	1,245
	NORWAY	3,964.85	5,335	244,716	5,597
	PAKISTAN, ISLAMIC REP. OF	372.31	392	17,981	1,131
	PEOPLE'S REPUBLIC OF CHINA	3,544,575.38	5,569,420	255,469,296	5,841,810
	PORTUGAL	51.87	215	9,862	423
	REPUBLIC OF KOREA	187,051.22	371,306	17,031,806	394,972
	SINGAPORE	45,854.93	175,952	8,070,918	185,148
	SPAIN	12,141.73	16,866	773,643	20,579
	SWEDEN	209.12	28,995	1,330,001	33,515
	SWITZERLAND	1,857.47	8,814	404,298	10,622
	TAIWAN (REP. OF CHINA)	14,522,760.57	1,206,828	55,357,201	1,256,106
	THAILAND	17,191.92	243,529	11,170,675	247,270
	TURKEY	2,660.17	6,830	313,292	24,692
	UK OF GREAT BRITAIN AND N. IRELAND	573.47	17,546	804,835	18,814
	UNITED ARAB EMIRATES, N.E.S.	1,615.72	1,778	81,557	1,926
	UNITED STATES OF AMERICA	101,461.53	231,870	10,635,877	257,780
	VIETNAM	1,967,751.41	7,557,582	346,666,286	7,636,032
481930	Sacks and bags, having a base of a width of 40 cm or more	953,580.50	1,664,230	76,338,231	1,756,841
	BELGIUM	1,237.25	2,216	101,648	2,406
	GEORGIA	77.77	161	7,385	300
	HONG KONG, CHINA	32,451.82	43,897	2,013,555	45,361
	INDONESIA	260,548.92	510,009	23,394,113	529,586
	ITALY	14,444.93	9,873	452,875	13,176
	JAPAN	1,790.22	8,053	369,391	8,547
	MALAYSIA	350,361.18	611,954	28,070,330	637,024
	PEOPLE'S REPUBLIC OF CHINA	170,230.38	177,425	8,138,485	188,979
	REPUBLIC OF KOREA	866.18	905	41,512	1,015
	SINGAPORE	15,909.15	52,925	2,427,670	58,007
	SPAIN	195.18	642	29,449	685
	TAIWAN (REP. OF CHINA)	2,935.01	6,252	286,779	6,721
	THAILAND	3,987.05	10,840	497,231	11,500
	UNITED STATES OF AMERICA	19,518.12	90,891	4,169,170	107,707
	VIETNAM	79,027.34	138,187	6,338,638	145,827

TABLE 8 - *Continued*

PSCC CODE	COMMODITY AND COUNTRY OF ORIGIN	GROSS WEIGHT (GK)	FOB VALUE		CIF
			DOLLARS	PESOS	DOLLARS
481940	Other sacks and bags, including cones	5,621,873.92	9,593,304	440,044,854	10,075,565
	AUSTRALIA	9,219.79	53,769	2,466,384	55,680
	BELGIUM	146,065.28	261,453	11,992,849	274,714
	DENMARK	7.54	134	6,147	172
	EL SALVADOR	332.43	3,666	168,159	5,543
	FRANCE	2,089.38	10,094	463,012	10,860
	GERMANY	5,038.71	65,840	3,020,081	74,309
	HONG KONG, CHINA	215,916.18	429,369	19,695,157	469,195
	INDIA	1,191.02	2,128	97,612	2,472
	INDONESIA	778,070.13	1,606,042	73,669,146	1,651,941
	IRELAND	10.83	72	3,303	75
	ITALY	13,544.08	53,622	2,459,642	66,427
	JAPAN	147,423.64	415,830	19,074,122	457,916
	MACAU	37.47	244	11,192	261
	MALAYSIA	49,543.38	137,474	6,305,932	150,904
	NETHERLANDS	254.42	378	17,339	497
	PEOPLE'S REPUBLIC OF CHINA	2,914,808.88	3,760,074	172,474,594	3,922,129
	PORTUGAL	57.58	237	10,871	466
	REPUBLIC OF KOREA	7,381.43	37,215	1,707,052	40,622
	SINGAPORE	218,407.73	567,761	26,043,197	616,608
	SPAIN	24,960.97	145,755	6,685,781	156,535
	SRI LANKA (CEYLON)	37.86	144	6,605	149
	SWITZERLAND	4,718.09	17,157	786,992	25,179
	TAIWAN (REP. OF CHINA)	201,357.14	283,047	12,983,366	291,693
	THAILAND	39,105.17	96,952	4,447,188	99,632
	TURKEY	9.31	55	2,523	64
	UK OF GREAT BRITAIN AND N. IRELAND	1,212.17	9,689	444,434	10,517
	UNITED ARAB EMIRATES, N.E.S.	807.91	3,196	146,601	3,201
	UNITED STATES OF AMERICA	26,825.07	99,558	4,566,725	109,513
	VIETNAM	813,440.33	1,532,349	70,288,848	1,578,291
481950	Other packing containers, including record sleeves	1,979,440.81	3,346,755	153,515,651	3,571,032
	AUSTRALIA	365.70	1,192	54,677	1,244
	CANADA	12,278.37	12,039	552,229	14,065
	FRANCE	1,714.87	34,541	1,584,396	37,060
	GERMANY	22,758.55	41,388	1,898,468	42,012
	GREECE	54.79	3,337	153,068	3,450
	HONG KONG, CHINA	67,786.14	187,960	8,621,725	216,105
	INDIA	3,007.44	3,470	159,169	3,798
	INDONESIA	32,306.11	42,520	1,950,392	44,364
	JAPAN	1,218,130.73	1,483,883	68,065,713	1,580,194
	MALAYSIA	1,437.74	9,118	418,243	9,331
	NETHERLANDS	187.00	1,104	50,640	1,154
	PEOPLE'S REPUBLIC OF CHINA	499,514.18	967,292	44,369,684	1,010,193
	REPUBLIC OF KOREA	18,346.82	145,993	6,696,698	168,271
	ROMANIA	46.59	133	6,101	155
	SINGAPORE	6,742.13	65,979	3,026,456	72,806
	TAIWAN (REP. OF CHINA)	31,154.83	172,297	7,903,263	179,738
	THAILAND	2,459.41	20,934	960,243	23,182
	TURKEY	3.31	48	2,202	89
	UK OF GREAT BRITAIN AND N. IRELAND	999.99	10,385	476,360	12,493
	UNITED ARAB EMIRATES, N.E.S.	1.36	108	4,954	116
	UNITED STATES OF AMERICA	59,509.23	139,858	6,415,287	147,119
	VIETNAM	635.52	3,176	145,683	4,093
481960	Box files, letter trays, storage boxes and similar articles, of a kind used in offices, shops or the like	440,762.29	2,493,128	114,359,781	2,819,741
	AUSTRALIA	340.52	3,066	140,637	3,373
	FINLAND	9.77	40	1,835	42
	GERMANY	12,119.72	554,783	25,447,896	587,428
	HONG KONG, CHINA	19,452.01	14,403	660,666	15,114
	INDIA	75.15	1,397	64,080	1,474
	JAPAN	7,266.06	1,372,899	62,974,877	1,477,882
	MALAYSIA	25,750.93	87,378	4,008,029	110,764
	PEOPLE'S REPUBLIC OF CHINA	344,708.07	322,209	14,779,727	454,823
	REPUBLIC OF KOREA	440.63	26,240	1,203,629	48,695
	SINGAPORE	619.48	15,426	707,591	16,672
	SWITZERLAND	178.65	1,678	76,970	2,561
	TAIWAN (REP. OF CHINA)	22,746.12	60,363	2,768,851	63,727
	THAILAND	2,628.82	1,835	84,171	2,006
	UNITED ARAB EMIRATES, N.E.S.	304.20	104	4,770	121

TABLE 8 - Continued

PSCC CODE	COMMODITY AND COUNTRY OF ORIGIN	GROSS WEIGHT (GK)	FOB VALUE		CIF DOLLARS
			DOLLARS	PESOS	
	UNITED STATES OF AMERICA	4,122.16	31,307	1,436,052	35,059
4820	Registers, account books, note books, order books, receipt books, letter pads, memorandum pads, diaries and similar articles, exercise books, blotting-pads, binders (loose-leaf or other), folders, file covers, manifold business forms, interleaved carbon sets and other articles of stationery, of paper or paperboard; albums for samples or for collections and book covers, of paper or paperboard.	17,557,731.96	10,220,668	468,822,042	11,002,368
482010	Registers, account books, note books, order books, receipt books, letter pads, memorandum pads, diaries and similar articles	12,186,417.97	6,788,862	311,405,099	7,287,014
	AUSTRALIA	13,180.19	12,727	583,787	13,138
	AUSTRIA	0.90	64	2,936	75
	BELGIUM	494.67	5,547	254,441	5,619
	CAMEROON	1,316.67	250	11,468	278
	CANADA	9,571.57	15,600	715,572	18,127
	FRANCE	1,114.23	12,946	593,833	14,652
	GERMANY	2,931.00	31,435	1,441,923	32,807
	HONDURAS, REPUBLIC OF	35.77	262	12,018	280
	HONG KONG, CHINA	311,718.71	210,251	9,644,213	222,714
	INDIA	3,599.81	14,607	670,023	15,500
	INDONESIA	1,987,592.44	1,009,171	46,290,674	1,070,224
	IRELAND	2.61	152	6,972	161
	ISRAEL	6.29	140	6,422	145
	ITALY	64.40	608	27,889	675
	JAPAN	81,215.05	403,945	18,528,957	439,395
	MALAYSIA	55,396.71	49,507	2,270,886	53,727
	NETHERLANDS	17,226.12	47,100	2,160,477	50,709
	NORWAY	140.48	170	7,798	178
	PEOPLE'S REPUBLIC OF CHINA	9,361,354.08	4,137,369	189,781,116	4,419,822
	REPUBLIC OF KOREA	37,321.04	62,615	2,872,150	67,358
	SINGAPORE	34,143.93	402,197	18,448,776	441,499
	SWEDEN	105.82	1,409	64,631	1,973
	SWITZERLAND	20.06	675	30,962	735
	TAIWAN (REP. OF CHINA)	67,095.91	65,237	2,992,421	67,845
	THAILAND	2,488.18	16,790	770,157	21,476
	TURKEY	65.12	44	2,018	873
	UK OF GREAT BRITAIN AND N. IRELAND	1,293.77	12,395	568,559	15,209
	UNITED ARAB EMIRATES, N.E.S.	2,563.70	5,915	271,321	7,307
	UNITED STATES OF AMERICA	70,584.77	182,178	8,356,505	207,883
	VIETNAM	123,773.97	87,556	4,016,194	96,630
482020	Exercise books	178,232.11	139,511	6,399,370	150,128
	AUSTRALIA	172.48	1,457	66,833	1,498
	HONG KONG, CHINA	11,193.60	4,521	207,378	4,535
	INDONESIA	126,358.78	66,491	3,049,942	73,223
	JAPAN	5,665.75	50,957	2,337,398	53,995
	PEOPLE'S REPUBLIC OF CHINA	33,756.28	13,167	603,970	13,793
	REPUBLIC OF KOREA	70.09	125	5,734	149
	UNITED STATES OF AMERICA	1,015.13	2,793	128,115	2,935
482030	Binders (other than book covers), folders and file covers	1,414,028.06	908,841	41,688,536	974,144
	AUSTRALIA	6,864.21	5,070	232,561	5,102
	DENMARK	32.58	310	14,220	619
	FRANCE	50,992.05	47,393	2,173,917	47,830
	GERMANY	90,054.68	38,737	1,776,866	42,397
	HONG KONG, CHINA	68,326.62	55,243	2,533,996	59,613
	INDIA	410.33	1,620	74,309	1,757
	INDONESIA	59,498.81	77,859	3,571,392	81,560
	ISRAEL	3.77	84	3,853	88
	ITALY	920.57	1,053	48,301	1,102
	JAMAICA (EXCLUDES CAYMAN IS., TURKS, CAICOS)	197.09	1,204	55,227	1,253
	JAPAN	55,938.35	85,953	3,942,664	88,516
	MALAYSIA	21,126.99	13,986	641,538	14,923
	NETHERLANDS	1.58	46	2,110	53
	PEOPLE'S REPUBLIC OF CHINA	1,012,125.42	515,102	23,627,729	554,552
	REPUBLIC OF KOREA	710.57	1,370	62,842	1,455
	SINGAPORE	165.81	1,213	55,640	1,389
	SWEDEN	470.72	8,955	410,766	11,023

TABLE 8 - Continued

PSCC CODE	COMMODITY AND COUNTRY OF ORIGIN	GROSS WEIGHT (GK)	FOB VALUE		CIF
			DOLLARS	PESOS	DOLLARS
	SWITZERLAND	110.10	173	7,936	908
	TAIWAN (REP. OF CHINA)	16,899.96	11,091	508,744	11,147
	THAILAND	4,684.79	11,669	535,257	11,989
	UNITED STATES OF AMERICA	24,493.06	30,710	1,408,668	36,868
482040	Manifold business forms and interleaved carbon sets	21,070.15	14,626	670,896	15,561
	CANADA	2.65	25	1,147	27
	JAPAN	765.30	1,134	52,017	1,404
	PEOPLE'S REPUBLIC OF CHINA	5,467.40	1,963	90,043	2,038
	REPUBLIC OF KOREA	3,654.87	5,833	267,560	6,023
	SINGAPORE	1,736.42	4,458	204,488	4,701
	TAIWAN (REP. OF CHINA)	9,418.51	1,088	49,907	1,235
	UNITED STATES OF AMERICA	25.00	125	5,734	133
482050	Albums for samples or for collections	499,140.64	318,878	14,626,934	333,610
	FRANCE	1,424.51	17,816	817,220	18,466
	GERMANY	134.72	695	31,880	884
	HONG KONG, CHINA	36,226.41	30,729	1,409,539	31,716
	JAPAN	3,195.52	39,927	1,831,451	41,249
	PEOPLE'S REPUBLIC OF CHINA	441,773.85	184,204	8,449,437	195,237
	TAIWAN (REP. OF CHINA)	16,232.24	43,986	2,017,638	44,066
	UK OF GREAT BRITAIN AND N. IRELAND	62.37	588	26,972	996
	UNITED STATES OF AMERICA	91.02	933	42,797	996
482090	Other articles, of paper or paperboard, n.e.s.	3,258,843.03	2,049,950	94,031,207	2,241,911
	ALBANIA	6.96	772	35,412	894
	AUSTRIA	76.65	1,101	50,503	1,551
	BANGLADESH	705.77	195	8,945	201
	BELGIUM	10.88	144	6,605	167
	CANADA	640.17	3,841	176,187	3,867
	CZECH REPUBLIC (CZECHOSLOVAKIA)	26.06	203	9,312	208
	FRANCE	58.19	696	31,925	795
	GERMANY	11,941.76	71,547	3,281,861	73,791
	HONG KONG, CHINA	89,860.25	173,337	7,950,969	195,322
	INDIA	5,303.82	12,433	570,302	13,291
	INDONESIA	109,043.19	75,526	3,464,378	85,761
	ISRAEL	21.56	266	12,201	277
	ITALY	2,319.15	5,867	269,119	6,111
	JAPAN	20,980.91	67,635	3,102,417	74,136
	MACAU	32.62	46	2,110	50
	MALAYSIA	8,441.93	133,311	6,114,976	151,585
	NETHERLANDS	490.35	1,237	56,741	1,361
	PEOPLE'S REPUBLIC OF CHINA	2,841,216.26	1,248,430	57,265,483	1,356,554
	REPUBLIC OF KOREA	1,726.81	17,704	812,082	19,265
	SINGAPORE	15,660.55	20,229	927,904	21,475
	SPAIN	13.28	467	21,422	557
	SWEDEN	27.70	493	22,614	518
	SWITZERLAND	40.11	590	27,064	635
	TAIWAN (REP. OF CHINA)	96,714.37	88,288	4,049,771	92,649
	THAILAND	1,607.74	3,703	169,856	4,070
	UK OF GREAT BRITAIN AND N. IRELAND	159.80	1,536	70,456	1,599
	UNITED ARAB EMIRATES, N.E.S.	1,082.93	4,289	196,737	8,405
	UNITED STATES OF AMERICA	34,381.50	63,478	2,911,736	70,616
	VIETNAM	16,251.76	52,586	2,412,119	56,200
4821	Paper or paperboard labels of all kinds, whether or not printed.	6,023,765.75	31,625,973	1,450,683,378	33,369,633
482110	Paper or paperboard labels that form part of packaging for jewelry or for small objects of personal adornment or for articles of personal use normally carried in the pocket, in the handbag or on the person	5,331,955.29	28,681,892	1,315,638,384	30,261,306
	ARGENTINA	5,012.26	7,164	328,613	7,739
	AUSTRALIA	919.42	23,413	1,073,954	25,240
	AUSTRIA	4.17	105	4,816	112
	BELGIUM	13,888.15	67,476	3,095,124	82,408
	CAMBODIA (DEMOCRATIC KAMPUCHEA)	6,483.79	5,486	251,643	5,960
	CANADA	22,259.21	347,005	15,917,119	359,144
	CHAD	3.33	60	2,752	64
	CZECH REPUBLIC (CZECHOSLOVAKIA)	58.78	1,097	50,319	1,286
	DEMOCRATIC PEOPLE'S REP. OF KOREA	525.61	4,300	197,241	4,625

TABLE 8 - Continued

PSCC CODE	COMMODITY AND COUNTRY OF ORIGIN	GROSS WEIGHT (GK)	FOB VALUE		CIF DOLLARS
			DOLLARS	PESOS	
	DENMARK	36.43	2,812	128,986	3,031
	FINLAND	0.44	573	26,284	589
	FRANCE	17,711.27	129,901	5,958,559	135,340
	GEORGIA	2.49	89	4,082	166
	GERMANY	45,257.65	284,903	13,068,500	302,702
	HONDURAS, REPUBLIC OF	1.73	78	3,578	78
	HONG KONG, CHINA	506,282.99	5,420,646	248,645,032	5,774,213
	INDIA	13,357.88	106,179	4,870,431	109,810
	INDONESIA	109,014.91	142,554	6,538,952	152,279
	ISRAEL	34.77	5,921	271,596	6,706
	ITALY	184.10	30,250	1,387,568	32,674
	JAPAN	161,797.63	3,998,770	183,423,580	4,247,513
	LUXEMBOURG	225.06	10,867	498,469	12,446
	MACAU	2,364.85	58,677	2,691,514	62,133
	MALAYSIA	473,434.41	3,091,541	141,808,986	3,186,703
	MEXICO	100.10	3,371	154,628	3,707
	NETHERLANDS	189.30	14,177	650,299	14,933
	NEW ZEALAND	8.85	132	6,055	233
	PAKISTAN, ISLAMIC REP. OF	532.10	1,212	55,594	1,214
	PEOPLE'S REPUBLIC OF CHINA	1,576,886.27	5,476,604	251,211,825	5,716,235
	REPUBLIC OF KOREA	774,066.01	2,273,057	104,265,124	2,450,419
	SINGAPORE	85,085.02	864,219	39,641,725	925,173
	SLOVENIA	1,465.26	23,463	1,076,248	26,013
	SPAIN	7,117.53	168,055	7,708,683	171,631
	SRI LANKA (CEYLON)	1,706.70	4,415	202,516	4,638
	SWEDEN	455.81	9,038	414,573	11,454
	SWITZERLAND	638.73	7,198	330,172	8,371
	TAIWAN (REP. OF CHINA)	1,159,837.84	1,800,842	82,604,623	1,923,794
	THAILAND	266,561.36	1,270,717	58,287,789	1,351,639
	TURKEY	5.04	47	2,156	87
	UK OF GREAT BRITAIN AND N. IRELAND	15,704.83	371,728	17,051,163	388,262
	UNITED ARAB EMIRATES, N.E.S.	13,433.68	48,524	2,225,796	60,369
	UNITED STATES OF AMERICA	40,411.21	1,164,486	53,414,973	1,237,430
	VIETNAM	8,888.32	1,440,740	66,086,744	1,452,743
482190	Other paper or paperboard labels of all kinds, whether or not printed	691,810.46	2,944,081	135,044,994	3,108,327
	AUSTRALIA	88.65	2,535	116,280	2,939
	CANADA	24.55	1,686	77,337	1,769
	FRANCE	4.96	62	2,844	71
	GERMANY	152.31	3,891	178,480	4,018
	HONG KONG, CHINA	52,318.10	393,728	18,060,303	416,662
	INDONESIA	51,585.63	19,357	887,906	20,682
	ITALY	12.48	921	42,246	1,034
	JAPAN	93,347.75	891,832	40,908,334	943,623
	MACAU	959.70	19,946	914,923	23,372
	MALAYSIA	42,932.11	62,004	2,844,123	64,198
	PEOPLE'S REPUBLIC OF CHINA	257,689.91	611,109	28,031,570	647,804
	REPUBLIC OF KOREA	18,055.06	126,927	5,822,141	133,434
	SINGAPORE	6,225.83	130,836	6,001,447	136,293
	SWITZERLAND	483.59	2,582	118,436	2,654
	TAIWAN (REP. OF CHINA)	109,295.10	310,693	14,251,488	335,776
	THAILAND	47,369.39	95,925	4,400,080	100,500
	UK OF GREAT BRITAIN AND N. IRELAND	928.70	13,422	615,667	14,044
	UNITED ARAB EMIRATES, N.E.S.	8,652.26	37,933	1,739,987	39,162
	UNITED STATES OF AMERICA	948.10	214,518	9,839,941	215,932
	VIETNAM	736.28	4,174	191,461	4,360
4822	Bobbins, spools, cops and similar supports of paper pulp, paper or paperboard (whether or not perforated or hardened).	564,897.64	684,067	31,378,156	743,111
482210	Bobbins, spools, cops and similar supports of paper pulp, paper or paperboard, of a kind used for winding textile yarn	181,415.22	212,132	9,730,495	222,784
	FRANCE	10.00	878	40,274	1,015
	GERMANY	0.41	126	5,780	301
	INDONESIA	111,326.93	122,674	5,627,056	127,818
	ISRAEL	23.06	3,129	143,527	3,217
	JAPAN	52.81	2,395	109,859	2,525
	MEXICO	46.79	98	4,495	101
	PEOPLE'S REPUBLIC OF CHINA	2,080.21	2,064	94,676	2,315
	REPUBLIC OF KOREA	9,354.31	18,470	847,219	19,845
	SINGAPORE	2.50	1,022	46,879	1,092

TABLE 8 - Continued

PSCC CODE	COMMODITY AND COUNTRY OF ORIGIN	GROSS WEIGHT (GK)	FOB VALUE		CIF DOLLARS
			DOLLARS	PESOS	
	TAIWAN (REP. OF CHINA)	48,915.56	49,276	2,260,290	51,719
	THAILAND	9,601.78	11,632	533,560	12,444
	UNITED STATES OF AMERICA	0.86	368	16,880	392
482290	Bobbins, spools, cops and similar supports of paper pulp, paper or paperboard, n.e.s.	383,482.42	471,935	21,647,661	520,327
	AUSTRALIA	3.46	32	1,468	73
	GERMANY	3.57	25	1,147	27
	HONG KONG, CHINA	9,870.85	27,242	1,249,591	32,224
	INDONESIA	154,044.67	162,077	7,434,472	171,223
	JAPAN	532.77	19,079	875,154	20,522
	PEOPLE'S REPUBLIC OF CHINA	25,068.17	12,964	594,659	13,792
	REPUBLIC OF KOREA	9,137.71	15,439	708,187	27,901
	SINGAPORE	414.67	34,555	1,585,038	37,389
	TAIWAN (REP. OF CHINA)	175,432.55	171,372	7,860,834	186,110
	THAILAND	8,937.36	10,728	492,093	11,167
	UK OF GREAT BRITAIN AND N. IRELAND	6.77	9,811	450,031	10,543
	UNITED STATES OF AMERICA	29.87	8,611	394,987	9,356
4823	Other paper, paperboard, cellulose wadding and webs of cellulose fibres, cut to size or shape; other articles of paper pulp, paper, paperboard, cellulose wadding or webs of cellulose fibres.	14,993,416.78	27,054,603	1,240,994,638	28,770,930
482312	Gummed or adhesive paper, in strips or rolls, self-adhesive	1,244,939.39	4,682,746	214,797,558	4,965,925
	AUSTRALIA	105.87	5,901	270,678	6,294
	AUSTRIA	13.73	2,938	134,766	3,089
	BELGIUM	1,411.02	12,875	590,576	13,620
	CANADA	9.98	4,575	209,855	4,779
	CZECH REPUBLIC (CZECHOSLOVAKIA)	11.03	333	15,275	357
	DEMOCRATIC PEOPLE'S REP. OF KOREA	7,480.81	3,774	173,113	4,266
	FINLAND	149.74	1,035	47,476	1,273
	FRANCE	300.53	8,750	401,362	10,082
	GERMANY	10,539.13	907,265	41,616,245	943,907
	HONG KONG, CHINA	17,494.36	269,497	12,361,828	288,795
	HUNGARY	2.73	285	13,073	294
	INDIA	1,978.43	16,391	751,855	17,199
	INDONESIA	29,076.54	4,394	201,553	4,575
	IRELAND	14.54	2,272	104,217	2,337
	ITALY	10,759.62	40,183	1,843,194	42,092
	JAPAN	44,577.54	213,927	9,812,831	223,984
	MALAYSIA	8,330.63	20,584	944,188	24,689
	NETHERLANDS	188.87	11,715	537,367	12,491
	PEOPLE'S REPUBLIC OF CHINA	852,130.73	961,494	44,103,730	1,032,421
	POLAND	53.67	3,203	146,922	3,473
	REPUBLIC OF KOREA	49,004.63	162,108	7,435,894	174,966
	SAUDI ARABIA	1,218.38	9,587	439,756	9,698
	SINGAPORE	22,121.36	119,283	5,471,511	126,077
	SLOVENIA	4.20	42	1,927	45
	SOUTH AFRICA, REP. OF	62.50	75	3,440	85
	SPAIN	524.06	51,626	2,368,085	56,082
	SWAZILAND	1,872.57	108,508	4,977,262	117,282
	SWEDEN	7,043.39	26,714	1,225,371	28,538
	SWITZERLAND	5,696.54	162,135	7,437,132	164,738
	TAIWAN (REP. OF CHINA)	73,222.34	412,496	18,921,191	447,779
	THAILAND	54,182.93	99,215	4,550,992	108,578
	UK OF GREAT BRITAIN AND N. IRELAND	9,171.38	20,043	919,373	21,218
	UNITED ARAB EMIRATES, N.E.S.	718.14	3,301	151,417	3,392
	UNITED STATES OF AMERICA	35,198.46	1,013,522	46,490,254	1,064,654
	VIETNAM	269.01	2,700	123,849	2,776
482319	Gummed or adhesive paper, in strips or rolls, other than self-adhesive	10,400.90	246,807	11,321,036	259,000
	HONG KONG, CHINA	4,444.45	54,004	2,477,163	59,016
	JAPAN	3,963.51	176,836	8,111,467	182,323
	PEOPLE'S REPUBLIC OF CHINA	81.83	1,060	48,622	1,202
	REPUBLIC OF KOREA	1,656.83	8,143	373,519	9,344
	TAIWAN (REP. OF CHINA)	207.09	5,811	266,551	6,000
	UNITED STATES OF AMERICA	10.00	240	11,009	334
	VIETNAM	37.19	713	32,705	781

TABLE 8 - Continued

PSCC CODE	COMMODITY AND COUNTRY OF ORIGIN	GROSS WEIGHT (GK)	FOB VALUE		CIF
			DOLLARS	PESOS	DOLLARS
482320	Filter paper and paperboard	309,358.82	1,405,406	64,465,973	1,538,232
	BELGIUM	23.53	358	16,421	541
	FRANCE	1,026.14	2,541	116,556	3,220
	GERMANY	7,572.66	26,823	1,230,370	30,264
	HONG KONG, CHINA	13,592.24	326,379	14,971,005	343,538
	JAPAN	22,530.62	282,741	12,969,330	293,211
	MEXICO	1.67	458	21,008	509
	NETHERLANDS	8.67	285	13,073	297
	PEOPLE'S REPUBLIC OF CHINA	112,468.00	174,401	7,999,774	185,419
	REPUBLIC OF KOREA	49,960.64	39,791	1,825,213	43,680
	SINGAPORE	5,371.21	18,945	869,008	20,867
	SWITZERLAND	2.54	162	7,431	169
	TAIWAN (REP. OF CHINA)	71.68	462	21,192	483
	THAILAND	79,600.77	260,129	11,932,117	302,834
	UK OF GREAT BRITAIN AND N. IRELAND	455.67	11,814	541,908	14,395
	UNITED STATES OF AMERICA	16,672.78	260,117	11,931,567	298,805
482340	Rolls, sheets and dials, printed for self-recording apparatus	249,622.10	725,005	33,255,981	774,198
	AUSTRALIA	2.91	1,680	77,062	1,760
	CANADA	1.21	808	37,063	841
	DENMARK	40.42	1,489	68,300	1,491
	FRANCE	2,794.82	87,950	4,034,266	92,453
	GERMANY	151.99	5,261	241,323	5,953
	HONG KONG, CHINA	3,322.18	8,642	396,408	10,364
	HUNGARY	0.53	3,512	161,095	3,611
	INDIA	293.65	633	29,036	655
	INDONESIA	3.58	537	24,632	539
	ISRAEL	7,174.99	17,997	825,522	18,710
	ITALY	2,066.96	14,573	668,464	17,353
	JAPAN	2,483.92	185,343	8,501,683	195,855
	MALAYSIA	6,845.25	20,823	955,151	21,037
	NORWAY	41.44	878	40,274	932
	PEOPLE'S REPUBLIC OF CHINA	86,579.02	99,847	4,579,982	107,426
	REPUBLIC OF KOREA	73,335.57	96,969	4,447,968	104,423
	SINGAPORE	3,514.29	43,714	2,005,162	46,607
	SPAIN	3,316.54	9,554	438,242	10,374
	SWITZERLAND	962.74	2,747	126,005	3,414
	TAIWAN (REP. OF CHINA)	32,592.31	92,613	4,248,158	95,332
	THAILAND	374.39	307	14,082	328
	UK OF GREAT BRITAIN AND N. IRELAND	95.87	2,036	93,392	2,496
	UNITED STATES OF AMERICA	23,627.52	27,092	1,242,711	32,244
482360	Trays, dishes, plates, cups and the like, of paper or paperboard	6,683,422.00	9,996,581	458,543,169	10,577,853
	AUSTRALIA	92.16	1,577	72,337	1,788
	AUSTRIA	117.24	629	28,852	702
	BANGLADESH	5.30	25	1,147	27
	CANADA	169.17	68	3,119	78
	DEMOCRATIC PEOPLE'S REP. OF KOREA	268.70	1,030	47,246	1,032
	DENMARK	172,991.79	79,930	3,666,389	85,819
	FRANCE	291.44	2,036	93,391	2,097
	HONG KONG, CHINA	108,470.41	181,657	8,332,607	199,816
	INDIA	200.09	767	35,182	865
	INDONESIA	294,870.31	947,300	43,452,651	974,878
	ITALY	87,689.39	383,968	17,612,612	432,900
	JAPAN	3,679.61	235,648	10,809,174	266,256
	MALAYSIA	38,176.02	22,547	1,034,231	25,383
	NETHERLANDS	149.88	868	39,815	933
	PEOPLE'S REPUBLIC OF CHINA	5,174,976.04	7,150,925	328,012,930	7,526,841
	REPUBLIC OF KOREA	131,479.47	334,068	15,323,699	354,913
	SAUDI ARABIA	99.38	71	3,257	76
	SINGAPORE	140,471.36	122,673	5,627,011	135,296
	SPAIN	1,478.67	6,636	304,393	6,994
	SRI LANKA (CEYLON)	44.50	89	4,082	93
	TAIWAN (REP. OF CHINA)	505,563.64	434,124	19,913,268	464,802
	THAILAND	2,539.91	35,639	1,634,761	38,618
	UNITED ARAB EMIRATES, N.E.S.	299.63	289	13,256	308
	UNITED STATES OF AMERICA	18,789.24	53,743	2,465,191	56,982
	VIETNAM	508.65	274	12,568	356
482370	Moulded or pressed articles of paper pulp	255,272.67	639,988	29,356,248	717,507

TABLE 8 - Continued

PSCC CODE	COMMODITY AND COUNTRY OF ORIGIN	GROSS WEIGHT (GK)	FOB VALUE		CIF DOLLARS
			DOLLARS	PESOS	
	BELGIUM	29.58	1,372	62,934	1,528
	DENMARK	238.20	2,736	125,500	2,923
	GERMANY	0.77	2,189	100,409	2,249
	HONG KONG, CHINA	223.76	3,919	179,764	4,100
	INDIA	7,439.71	3,799	174,260	3,812
	JAPAN	6,393.59	320,516	14,702,069	362,901
	MALAYSIA	101,769.48	76,263	3,498,184	91,008
	MEXICO	30,905.42	50,910	2,335,242	53,460
	NEW ZEALAND	0.17	314	14,403	334
	PEOPLE'S REPUBLIC OF CHINA	91,435.45	103,981	4,769,608	117,007
	REPUBLIC OF KOREA	538.52	2,994	137,335	3,298
	SINGAPORE	1,683.49	41,256	1,892,412	42,845
	TAIWAN (REP. OF CHINA)	12,504.22	15,621	716,535	16,946
	UK OF GREAT BRITAIN AND N. IRELAND	1,936.60	6,842	313,843	7,597
	UNITED STATES OF AMERICA	173.71	7,276	333,750	7,499
482390	Other articles of paper pulp, paper, paperboard, cellulose wadding or webs of cellulose fibers, n.e.s.	6,240,400.90	9,358,070	429,254,673	9,938,215
	ARGENTINA	3,614.17	12,040	552,275	13,826
	AUSTRIA	17,695.50	32,115	1,473,115	34,674
	BELGIUM	0.87	174	7,981	248
	BRAZIL	41,720.42	15,084	691,903	16,116
	CANADA	63.58	1,512	69,355	1,589
	CYPRUS	498.82	4,407	202,149	4,729
	DENMARK	34.80	113	5,184	122
	FRANCE	873.44	16,191	742,681	16,526
	GERMANY	2,708.32	68,130	3,125,123	71,326
	HONG KONG, CHINA	226,688.26	876,673	40,212,990	917,407
	INDIA	2,024.51	1,269	58,209	1,422
	INDONESIA	30,787.68	56,558	2,594,316	58,483
	ISRAEL	204.34	2,643	121,234	2,875
	ITALY	14,749.17	70,785	3,246,908	73,011
	JAPAN	451,670.46	1,477,476	67,771,825	1,621,525
	MACAU	958.56	3,156	144,766	3,702
	MALAYSIA	48,301.78	96,012	4,404,071	103,321
	NETHERLANDS	58.83	339	15,550	403
	PEOPLE'S REPUBLIC OF CHINA	4,125,205.13	4,574,562	209,835,160	4,816,332
	PERU	5.66	364	16,697	448
	REPUBLIC OF KOREA	886,758.41	1,016,656	46,634,011	1,065,793
	SINGAPORE	46,570.72	363,325	16,665,718	395,657
	SPAIN	1,159.16	6,856	314,485	7,126
	SWEDEN	1,978.46	7,898	362,281	7,926
	TAIWAN (REP. OF CHINA)	41,807.28	252,627	11,588,000	264,396
	THAILAND	9,216.92	21,766	998,406	22,871
	TURKEY	5,133.82	27,850	1,277,479	30,596
	UK OF GREAT BRITAIN AND N. IRELAND	42,132.16	23,936	1,097,944	31,311
	UNITED ARAB EMIRATES, N.E.S.	39.72	409	18,761	486
	UNITED STATES OF AMERICA	237,739.95	327,144	15,006,096	353,968
49	Printed books, newspapers, pictures and other products of the printing industry; manuscripts, typescripts and plans	25,200,307.61	165,115,717	7,573,857,944	173,514,744
4901	Printed books, brochures, leaflets and similar printed matter, whether or not in single sheets.	14,849,949.78	63,124,092	2,895,502,099	68,242,579
490110	Printed books, brochures, leaflets and similar printed matter, in single sheets, whether or not folded	50,301.80	906,660	41,588,493	950,364
	AUSTRALIA	1,295.11	18,623	854,237	19,897
	CANADA	214.91	301	13,807	311
	DENMARK	641.19	870	39,907	894
	FRANCE	85.03	2,895	132,794	2,978
	GERMANY	1,081.95	188,262	8,635,578	194,291
	HONG KONG, CHINA	323.26	25,689	1,178,354	26,304
	INDIA	132.12	3,166	145,224	3,283
	INDONESIA	197.11	84	3,853	90
	IRELAND	4.29	18,109	830,660	18,683
	JAPAN	3,694.88	115,458	5,296,058	119,142
	MALAYSIA	1,797.12	5,403	247,835	5,630
	MEXICO	0.83	48	2,202	52
	NETHERLANDS	17,600.82	83,441	3,827,438	88,481
	PEOPLE'S REPUBLIC OF CHINA	4,611.54	24,523	1,124,870	25,646
	POLAND	505.80	12,936	593,374	13,464

TABLE 8 - Continued

PSCC CODE	COMMODITY AND COUNTRY OF ORIGIN	GROSS WEIGHT (GK)	FOB VALUE		CIF
			DOLLARS	PESOS	DOLLARS
	REPUBLIC OF KOREA	261.25	2,757	126,464	3,086
	SINGAPORE	661.57	67,197	3,082,326	69,798
	SOUTH AFRICA, REP. OF	1,803.00	5,409	248,111	5,599
	SWITZERLAND	65.56	14,512	665,665	14,537
	TAIWAN (REP. OF CHINA)	373.14	8,758	401,729	9,022
	THAILAND	1,821.97	22,270	1,021,525	23,428
	UK OF GREAT BRITAIN AND N. IRELAND	85.77	3,251	149,124	3,502
	UNITED ARAB EMIRATES, N.E.S.	7.51	1,878	86,144	2,286
	UNITED STATES OF AMERICA	13,036.07	280,820	12,881,214	299,960
490191	Dictionaries and encyclopaedias, and serial installments thereof	38,855.45	161,509	7,408,417	234,726
	AUSTRALIA	37.98	977	44,815	1,229
	FRANCE	779.50	3,797	174,168	3,952
	GERMANY	6,628.49	17,647	809,468	18,144
	INDIA	13,109.77	31,220	1,432,061	34,164
	PEOPLE'S REPUBLIC OF CHINA	1,063.22	147	6,743	171
	SINGAPORE	183.83	607	27,843	1,285
	UK OF GREAT BRITAIN AND N. IRELAND	17,031.95	106,205	4,871,623	174,680
	UNITED STATES OF AMERICA	20.71	909	41,696	1,101
490199	Other printed books, brochures, leaflets and similar printed matter, in single sheets, whether or not folded, n.e.s.	14,760,792.53	62,055,923	2,846,505,189	67,057,489
	AFGHANISTAN	3.18	112	5,137	130
	AUSTRALIA	106,988.02	691,504	31,719,289	740,270
	AUSTRIA	484.29	6,351	291,320	6,886
	BELGIUM	2,084.20	7,302	334,943	7,737
	BRUNEI DARUSSALAM	108.98	1,519	69,677	2,195
	CANADA	49,815.44	73,080	3,352,180	78,125
	CHILE	37.54	624	28,623	659
	CZECH REPUBLIC (CZECHOSLOVAKIA)	17.66	49	2,248	52
	DEMOCRATIC PEOPLE'S REP. OF KOREA	839.02	2,755	126,372	2,921
	DENMARK	195.88	1,781	81,694	1,832
	FRANCE	1,411.45	19,821	909,190	22,443
	GEORGIA	661.96	467	21,421	486
	GERMANY	96,635.49	4,723,580	216,670,614	4,754,497
	HONG KONG, CHINA	686,512.75	2,586,461	118,640,965	2,702,174
	INDIA	269,736.19	1,761,659	80,807,298	1,841,684
	INDONESIA	4,350,405.50	5,115,348	234,641,012	5,322,084
	IRELAND	11.86	971	44,539	1,106
	ISRAEL	111.30	2,684	123,115	4,136
	ITALY	9,313.70	29,428	1,349,863	35,642
	JAPAN	1,815,030.88	4,014,256	184,133,923	4,169,151
	MALAYSIA	450,217.38	2,985,667	136,952,545	3,047,890
	MEXICO	339.78	2,659	121,968	5,601
	NETHERLANDS	178.75	3,119	143,068	3,587
	NETHERLANDS ANTILLES	8.96	164	7,523	175
	PEOPLE'S REPUBLIC OF CHINA	883,050.20	2,443,645	112,089,996	2,545,456
	REPUBLIC OF KOREA	21,464.22	43,436	1,992,409	47,794
	RUSSIAN FEDERATION	134.82	878	40,274	992
	SINGAPORE	516,304.26	6,763,314	310,233,211	7,147,130
	SPAIN	4,774.73	28,252	1,295,920	42,898
	SRI LANKA (CEYLON)	10.18	65	2,982	68
	SWEDEN	615.87	8,315	381,411	10,925
	SWITZERLAND	65,821.92	2,229,285	102,257,303	2,239,573
	TAIWAN (REP. OF CHINA)	60,693.12	165,328	7,583,596	174,492
	THAILAND	15,222.06	135,191	6,201,211	145,129
	TURKEY	353.96	548	25,137	1,733
	UK OF GREAT BRITAIN AND N. IRELAND	745,816.15	8,285,208	380,042,491	8,699,448
	UNITED ARAB EMIRATES, N.E.S.	37,548.72	59,713	2,739,036	63,237
	UNITED STATES OF AMERICA	4,564,434.72	19,845,790	910,326,388	23,170,394
	VIETNAM	3,397.44	15,594	715,297	16,757
4902	Newspapers, journals and periodicals, whether or not illustrated or containing advertising material.	354,900.46	846,816	38,843,449	902,723
490210	Newspapers, journals and periodicals, appearing at least four times a week	24,267.14	26,238	1,203,537	26,670
	HONG KONG, CHINA	24,267.14	26,238	1,203,537	26,670
490290	Newspapers, journals and periodicals, other than appearing at least four times a week	330,633.32	820,578	37,639,912	876,053

TABLE 8 - Continued

PSCC CODE	COMMODITY AND COUNTRY OF ORIGIN	GROSS WEIGHT (GK)	FOB VALUE		CIF DOLLARS
			DOLLARS	PESOS	
	AUSTRALIA	54.67	2,978	136,601	3,073
	BELGIUM	26.02	174	7,981	199
	CZECH REPUBLIC (CZECHOSLOVAKIA)	40.11	8,805	403,885	9,715
	DENMARK	661.36	1,939	88,942	3,615
	FRANCE	16.31	841	38,577	966
	GERMANY	2,786.96	15,159	695,343	23,005
	HONG KONG, CHINA	68,695.24	56,416	2,587,801	60,072
	ITALY	20.92	1,361	62,429	1,400
	JAPAN	67,370.68	198,784	9,118,222	207,076
	MALAYSIA	22,841.41	13,428	615,943	14,553
	PEOPLE'S REPUBLIC OF CHINA	13,904.19	45,233	2,074,838	47,146
	QATAR	17.36	105	4,816	118
	REPUBLIC OF KOREA	8,229.21	48,646	2,231,392	51,663
	SINGAPORE	33,564.13	197,274	9,048,958	202,594
	SWITZERLAND	273.31	1,333	61,145	2,520
	TAIWAN (REP. OF CHINA)	246.09	1,633	74,906	1,698
	THAILAND	29.85	2,485	113,987	2,684
	UK OF GREAT BRITAIN AND N. IRELAND	600.29	4,855	222,699	5,675
	UNITED STATES OF AMERICA	111,255.21	219,129	10,051,447	238,281
4903	Children's picture, drawing or colouring books.	258,645.84	481,063	22,066,359	502,776
490300	Children's picture, drawing or colouring books	258,645.84	481,063	22,066,359	502,776
	HONG KONG, CHINA	5,196.82	12,124	556,128	12,919
	INDIA	29,182.43	126,412	5,798,518	131,525
	MALAYSIA	384.62	2,306	105,776	2,391
	NETHERLANDS	18.00	210	9,633	228
	PEOPLE'S REPUBLIC OF CHINA	214,241.36	306,517	14,059,935	318,862
	REPUBLIC OF KOREA	1.67	321	14,724	363
	UK OF GREAT BRITAIN AND N. IRELAND	568.28	4,597	210,864	4,722
	UNITED STATES OF AMERICA	9,052.66	28,576	1,310,781	31,766
4904	Music, printed or in manuscript, whether or not bound or illustrated.	66,508.99	35,658	1,635,633	39,973
490400	Music, printed or in manuscript, whether or not bound or illustrated	66,508.99	35,658	1,635,633	39,973
	HONG KONG, CHINA	11.08	633	29,036	661
	JAPAN	8.35	11,486	526,863	13,137
	PEOPLE'S REPUBLIC OF CHINA	1,722.45	716	32,843	822
	REPUBLIC OF KOREA	61,834.86	18,835	863,961	20,763
	UNITED STATES OF AMERICA	2,932.25	3,988	182,930	4,590
4905	Maps and hydrographic and similar charts of all kinds, including atlases, wall maps, topographical plans and globes, printed.	332,790.82	1,138,261	52,212,034	1,323,720
490510	Globes	25,904.96	75,652	3,470,158	82,619
	PEOPLE'S REPUBLIC OF CHINA	20,135.12	18,903	867,081	20,807
	TAIWAN (REP. OF CHINA)	3,236.85	17,542	804,652	18,576
	THAILAND	81.62	8,120	372,464	8,675
	UNITED STATES OF AMERICA	2,451.37	31,087	1,425,961	34,561
490591	Maps and hydrographic or similar charts in book form	136.03	3,793	173,986	4,352
	JAPAN	102.54	2,934	134,583	3,168
	UK OF GREAT BRITAIN AND N. IRELAND	20.87	526	24,128	706
	UNITED STATES OF AMERICA	12.62	333	15,275	478
490599	Other maps and hydrographic or similar charts of all kinds, including atlases, walls maps, topographical plans, printed	306,749.83	1,058,816	48,567,890	1,236,749
	CANADA	5.33	48	2,202	51
	DENMARK	20.06	407	18,669	461
	FRANCE	20.11	124	5,688	140
	GREECE	3.89	1,040	47,705	1,083
	ITALY	8.03	403	18,486	482
	JAPAN	236.84	46,289	2,123,276	49,054
	NETHERLANDS	1.55	85	3,899	89
	PEOPLE'S REPUBLIC OF CHINA	304,988.79	866,366	39,740,208	1,030,153
	REPUBLIC OF KOREA	16.69	2,298	105,409	2,433

TABLE 8 - *Continued*

PSCC CODE	COMMODITY AND COUNTRY OF ORIGIN	GROSS WEIGHT (GK)	FOB VALUE		CIF
			DOLLARS	PESOS	DOLLARS
	SINGAPORE	125.40	15,407	706,719	16,463
	TAIWAN (REP. OF CHINA)	98.17	280	12,844	418
	UK OF GREAT BRITAIN AND N. IRELAND	1,184.82	121,241	5,561,325	130,912
	UNITED STATES OF AMERICA	40.15	4,828	221,460	5,010
4906	Plans and drawings for architectural, engineering, industrial, commercial, topographical or similar purposes, being originals drawn by hand; handwritten texts; photographic reproductions on sensitised paper and carbon copies of the foregoing.	8,107.18	54,168	2,484,686	66,140
490600	Plans and drawings for architectural, engineering, industrial, commercial, topographical or similar purposes, being originals drawn by hand; handwritten texts; photographic reproductions on sensitised paper and carbon copies of the foregoing	8,107.18	54,168	2,484,686	66,140
	FRANCE	0.50	347	15,917	378
	GERMANY	44.12	443	20,320	707
	JAPAN	2,241.24	37,230	1,707,740	42,720
	PEOPLE'S REPUBLIC OF CHINA	4,577.99	4,253	195,085	5,443
	REPUBLIC OF KOREA	534.01	818	37,521	922
	SINGAPORE	76.28	300	13,761	371
	SLOVAK REPUBLIC (SLOVAKIA)	128.63	1,093	50,136	4,659
	TAIWAN (REP. OF CHINA)	0.89	141	6,468	162
	THAILAND	12.60	42	1,927	45
	UK OF GREAT BRITAIN AND N. IRELAND	13.72	235	10,779	286
	UNITED STATES OF AMERICA	477.20	9,266	425,032	10,447
4907	Unused postage, revenue or similar stamps of current or new issue in the country in which they have, or will have, a recognised face value; stamp-impressed paper; banknotes; cheque forms; stock, share or bond certificates and similar documents of title.	2,866,322.10	83,253,966	3,818,859,421	84,978,043
490700	Unused postage, revenue or similar stamps of current of new issue in the country to which they are destined; stamp-impressed paper; banknotes; cheque forms; stock, share or bond certificates and similar documents of title	2,866,322.10	83,253,966	3,818,859,421	84,978,043
	AUSTRALIA	7.79	614	28,165	669
	BELGIUM	57.02	2,620	120,179	3,025
	CANADA	12.02	599	27,476	685
	FRANCE	0.84	178	8,165	201
	GERMANY	543,987.50	16,291,959	747,312,160	16,654,592
	INDIA	3.32	83	3,807	94
	ITALY	845.84	199,081	9,131,845	208,925
	JAPAN	4,125.40	448,291	20,563,108	491,236
	KENYA	197,390.40	9,216,637	422,767,139	9,319,558
	MALAYSIA	606,802.07	16,908,241	775,581,015	17,398,932
	PEOPLE'S REPUBLIC OF CHINA	2,261.88	6,620	303,660	6,803
	REPUBLIC OF KOREA	1,054.65	6,206	284,669	6,680
	SINGAPORE	75.08	6,294	288,705	6,805
	SRI LANKA (CEYLON)	229,050.12	10,318,122	473,292,256	10,467,252
	SWEDEN	796,976.05	9,024,092	413,935,100	9,317,255
	SWITZERLAND	252.88	5,857	268,661	6,097
	TAIWAN (REP. OF CHINA)	10,107.55	71,725	3,290,026	74,235
	THAILAND	34,246.86	1,062,891	48,754,810	1,162,523
	UK OF GREAT BRITAIN AND N. IRELAND	438,858.25	19,642,264	900,990,650	19,808,790
	UNITED STATES OF AMERICA	206.58	41,592	1,907,825	43,686
4908	Transfer (decalcomanias).	107,327.36	358,049	16,423,710	383,226
490810	Transfer (decalcomanias), vitrifiable	2,306.69	21,488	985,655	22,812
	AUSTRALIA	0.84	63	2,890	75
	HONG KONG, CHINA	21.83	880	40,366	934
	INDONESIA	9.18	459	21,054	492
	ITALY	25.04	5,893	270,312	6,172
	JAPAN	65.80	5,667	259,945	6,055
	PEOPLE'S REPUBLIC OF CHINA	144.31	6,415	294,256	6,785
	REPUBLIC OF KOREA	2,037.42	2,000	91,740	2,184
	SINGAPORE	0.49	24	1,101	25
	UNITED STATES OF AMERICA	1.78	87	3,991	90
490890	Industrial transfers (decalcomanias), other than vitrifiable	105,020.67	336,561	15,438,055	360,414

TABLE 8 - Continued

PSCC CODE	COMMODITY AND COUNTRY OF ORIGIN	GROSS WEIGHT (GK)	FOB VALUE		CIF
			DOLLARS	PESOS	DOLLARS
	AUSTRALIA	8.16	463	21,237	520
	CANADA	2.50	561	25,733	600
	GERMANY	84.50	15,079	691,674	17,046
	HONG KONG, CHINA	303.94	17,542	804,652	19,548
	INDONESIA	45.71	2,649	121,510	2,740
	IRELAND	0.84	48	2,202	52
	ITALY	21.35	5,810	266,505	5,970
	JAPAN	585.52	36,392	1,669,301	37,066
	PEOPLE'S REPUBLIC OF CHINA	61,251.10	71,784	3,292,732	76,225
	REPUBLIC OF KOREA	4,287.46	24,541	1,125,696	26,430
	SINGAPORE	150.51	4,019	184,352	4,458
	SWITZERLAND	3.38	269	12,339	319
	TAIWAN (REP. OF CHINA)	37,533.89	145,666	6,681,700	156,452
	UK OF GREAT BRITAIN AND N. IRELAND	23.59	3,331	152,793	3,491
	UNITED STATES OF AMERICA	718.22	8,407	385,629	9,497
4909	Printed or illustrated postcards; printed cards bearing personal greetings, messages or announcements, whether or not illustrated, with or without envelopes or trimmings.	1,230,702.52	561,468	25,754,538	624,271
490900	Printed or illustrated postcards; printed cards bearing personal greetings, messages or announcements, whether or not illustrated, with or without envelopes or trimmings	1,230,702.52	561,468	25,754,538	624,271
	AUSTRALIA	158.23	5,406	247,973	5,776
	FRANCE	4.35	87	3,991	100
	HONG KONG, CHINA	19,028.07	10,389	476,543	11,632
	INDIA	16,353.47	30,666	1,406,650	33,102
	ITALY	113.28	1,072	49,173	1,145
	JAPAN	136.94	3,233	148,297	3,470
	MALAYSIA	90.77	11,418	523,744	12,125
	MEXICO	9.02	36	1,651	38
	NETHERLANDS	4.17	55	2,523	64
	PEOPLE'S REPUBLIC OF CHINA	1,184,764.87	441,829	20,266,697	482,751
	REPUBLIC OF KOREA	4,145.55	6,583	301,963	7,764
	SINGAPORE	305.85	3,261	149,582	3,636
	SPAIN	14.78	1,270	58,255	1,354
	SWITZERLAND	44.36	705	32,338	965
	TAIWAN (REP. OF CHINA)	1,724.89	13,033	597,823	13,622
	UK OF GREAT BRITAIN AND N. IRELAND	1,874.65	13,132	602,366	20,183
	UNITED ARAB EMIRATES, N.E.S.	268.00	335	15,366	489
	UNITED STATES OF AMERICA	1,661.27	18,958	869,603	26,055
4910	Calendars of any kind, printed, including calendar blocks.	916,769.94	663,018	30,412,635	759,215
491000	Calendars of any kind, printed, including calendar blocks	916,769.94	663,018	30,412,635	759,215
	AUSTRALIA	8.71	613	28,118	667
	AUSTRIA	19.88	335	15,366	500
	BELGIUM	408.06	4,186	192,012	4,487
	DENMARK	2,011.64	9,988	458,150	10,678
	FRANCE	67.98	900	41,283	991
	GERMANY	5,160.87	37,981	1,742,188	49,314
	HONG KONG, CHINA	33,178.29	37,763	1,732,189	40,576
	INDIA	2,270.69	11,860	544,018	13,610
	INDONESIA	368.31	605	27,751	1,315
	ITALY	348.05	14,399	660,482	15,557
	JAPAN	21,389.80	135,301	6,206,257	156,698
	MALAYSIA	1,994.66	7,076	324,576	7,694
	NETHERLANDS	2,504.34	27,334	1,253,811	40,471
	PEOPLE'S REPUBLIC OF CHINA	787,724.85	294,679	13,516,926	317,706
	REPUBLIC OF KOREA	8,799.49	5,906	270,908	9,809
	SINGAPORE	6,002.56	29,153	1,337,248	34,991

TABLE 8 - Continued

PSCC CODE	COMMODITY AND COUNTRY OF ORIGIN	GROSS WEIGHT (GK)	FOB VALUE		CIF
			DOLLARS	PESOS	DOLLARS
	SPAIN	19.14	516	23,669	551
	SRI LANKA (CEYLON)	13.29	93	4,266	99
	SWEDEN	30.05	865	39,678	1,000
	SWITZERLAND	747.15	8,211	376,639	10,137
	TAIWAN (REP. OF CHINA)	40,612.48	16,567	759,928	18,639
	THAILAND	399.82	3,412	156,508	4,384
	UK OF GREAT BRITAIN AND N. IRELAND	29.47	1,020	46,787	1,154
	UNITED ARAB EMIRATES, N.E.S.	283.10	806	36,971	861
	UNITED STATES OF AMERICA	2,377.26	13,449	616,906	17,326
4911	Other printed matter, including printed pictures and photographs.	4,208,282.62	14,599,158	669,663,380	15,692,078
491110	Trade advertising material, commercial catalogues and the like	1,037,116.19	2,784,231	127,712,674	3,130,078
	AUSTRALIA	7,554.43	28,784	1,320,322	32,000
	AUSTRIA	421.66	3,309	151,784	5,737
	BANGLADESH	23.43	82	3,761	86
	BELGIUM	1,789.65	18,735	859,374	22,583
	BRAZIL	1,584.95	1,305	59,860	1,365
	CANADA	3,145.34	5,603	257,010	27,130
	CZECH REPUBLIC (CZECHOSLOVAKIA)	22.91	64	2,936	817
	DENMARK	96.44	1,137	52,154	1,772
	FINLAND	1,012.43	4,913	225,359	4,931
	FRANCE	1,568.47	14,138	648,510	18,468
	GERMANY	17,010.66	82,358	3,777,761	103,560
	GREECE	9.58	401	18,394	427
	HONG KONG, CHINA	145,586.58	281,341	12,905,112	312,603
	INDIA	3,977.87	8,754	401,546	9,531
	INDONESIA	235.14	1,149	52,705	1,754
	IRELAND	851.72	91,534	4,198,665	96,605
	ISRAEL	182.33	2,220	101,831	2,455
	ITALY	7,538.78	20,723	950,564	22,520
	JAPAN	16,046.14	411,266	18,864,771	432,887
	LIECHTENSTEIN	3.36	3,691	169,306	4,000
	MACAU	654.46	621	28,485	647
	MALAYSIA	9,053.44	52,761	2,420,147	56,139
	MEXICO	84.33	2,085	95,639	2,440
	NETHERLANDS	1,439.65	7,279	333,888	14,567
	NEW ZEALAND	18.27	468	21,467	527
	NORWAY	53.91	1,118	51,283	1,290
	PEOPLE'S REPUBLIC OF CHINA	451,423.79	762,876	34,993,122	819,005
	POLAND	27.59	59	2,706	64
	PORTUGAL	44.25	78	3,578	81
	REPUBLIC OF KOREA	250,625.71	293,062	13,442,754	317,061
	ROMANIA	580.80	694	31,834	877
	SINGAPORE	43,595.23	321,128	14,730,141	342,325
	SPAIN	5,361.53	4,184	191,920	5,689
	SWEDEN	661.52	7,585	347,924	13,197
	SWITZERLAND	7,859.94	52,884	2,425,789	104,414
	TAIWAN (REP. OF CHINA)	15,859.43	44,251	2,029,793	51,305
	THAILAND	4,026.25	30,746	1,410,319	33,693
	TURKEY	582.97	755	34,632	3,297
	UK OF GREAT BRITAIN AND N. IRELAND	3,122.08	42,261	1,938,512	57,285
	UNITED ARAB EMIRATES, N.E.S.	216.34	252	11,559	2,187
	UNITED STATES OF AMERICA	32,974.83	176,750	8,107,523	201,826
	VIETNAM	188.00	827	37,934	931
491191	Pictures, designs and photographs	220,018.12	603,004	27,659,795	678,427
	AUSTRALIA	2,578.51	176,668	8,103,761	185,837
	AUSTRIA	62.94	645	29,586	2,309
	BELGIUM	57.23	1,706	78,254	2,167
	DENMARK	999.07	3,253	149,215	7,700

TABLE 8 - Continued

PSCC CODE	COMMODITY AND COUNTRY OF ORIGIN	GROSS WEIGHT (GK)	FOB VALUE		CIF
			DOLLARS	PESOS	DOLLARS
	FINLAND	59.20	925	42,430	1,065
	FRANCE	79.02	137	6,285	148
	GERMANY	244.70	3,643	167,104	5,323
	HONG KONG, CHINA	9,488.04	39,890	1,829,754	47,896
	INDIA	368.23	462	21,192	484
	ISRAEL	3.14	70	3,211	73
	JAPAN	1,669.74	23,746	1,089,230	25,019
	MALAYSIA	398.21	2,045	93,804	2,215
	NETHERLANDS	388.79	5,560	255,037	5,685
	PEOPLE'S REPUBLIC OF CHINA	153,431.08	113,767	5,218,493	124,316
	REPUBLIC OF KOREA	1,408.86	10,363	475,351	10,828
	SENEGAL	432.04	1,856	85,135	2,148
	SINGAPORE	1,382.24	25,451	1,167,438	26,999
	SPAIN	68.12	1,107	50,778	1,217
	SWEDEN	1,257.69	12,057	553,054	17,821
	SWITZERLAND	145.05	2,162	99,171	2,671
	TAIWAN (REP. OF CHINA)	20,223.52	45,832	2,102,314	51,397
	THAILAND	11.26	207	9,495	215
	TURKEY	80.65	291	13,348	541
	UK OF GREAT BRITAIN AND N. IRELAND	1,027.18	11,833	542,780	21,510
	UNITED ARAB EMIRATES, N.E.S.	36.73	304	13,944	358
	UNITED STATES OF AMERICA	23,245.12	116,401	5,339,314	129,792
	VIETNAM	871.76	2,623	120,317	2,693
491199	Other printed matter, n.e.s.	2,951,148.31	11,211,923	514,290,911	11,883,573
	AUSTRALIA	11,144.65	556,034	25,505,280	573,640
	AUSTRIA	50.83	7,578	347,603	8,648
	BAHRAIN	272.34	1,802	82,658	2,030
	BELGIUM	2,855.37	35,669	1,636,137	39,196
	CANADA	200,577.06	2,317,467	106,302,212	2,402,649
	CROATIA	67.36	225	10,321	895
	DENMARK	112.49	1,440	66,053	1,598
	FINLAND	883.88	6,358	291,641	9,170
	FRANCE	23,716.40	190,758	8,750,069	196,946
	GERMANY	5,542.96	123,594	5,669,257	132,318
	GREECE	49.71	233	10,688	242
	HONG KONG, CHINA	224,252.57	1,147,156	52,620,046	1,268,077
	INDIA	104,851.20	105,635	4,845,477	113,346
	INDONESIA	171,468.94	210,114	9,637,929	218,372
	IRELAND	30.91	2,626	120,455	2,812
	ISRAEL	55.97	946	43,393	1,077
	ITALY	705.33	6,819	312,788	8,596
	JAPAN	32,574.58	360,776	16,548,795	389,441
	JORDAN	2.50	25	1,147	27
	LUXEMBOURG	136.52	13,081	600,025	14,980
	MACAU	23.27	699	32,063	727
	MALAYSIA	50,706.74	217,006	9,954,065	224,788
	MEXICO	1,528.16	93,049	4,268,158	101,932
	NETHERLANDS	1,290.84	6,308	289,348	8,449
	NEW ZEALAND	10.04	170	7,798	197
	PEOPLE'S REPUBLIC OF CHINA	1,328,171.16	2,035,227	93,355,862	2,131,535
	PUERTO RICO	11.69	19,032	872,998	20,352
	REPUBLIC OF KOREA	94,261.05	256,655	11,772,765	277,330
	SINGAPORE	41,077.57	1,192,821	54,714,699	1,256,334
	SLOVAK REPUBLIC (SLOVAKIA)	204.13	1,565	71,787	1,728
	SPAIN	296.26	840	38,531	2,213
	SWEDEN	1,132.85	11,653	534,523	15,513
	SWITZERLAND	663.83	46,430	2,129,744	47,811
	TAIWAN (REP. OF CHINA)	26,206.79	138,610	6,358,041	144,148
	THAILAND	59,304.28	395,493	18,141,264	421,289
	UK OF GREAT BRITAIN AND N. IRELAND	4,529.62	77,005	3,532,219	87,534
	UNITED ARAB EMIRATES, N.E.S.	714.64	17,018	780,616	17,922
	UNITED STATES OF AMERICA	560,461.97	1,583,212	72,621,935	1,705,994
	VIETNAM	1,201.85	30,794	1,412,521	33,717

TABLE 8 - Continued

PSCC CODE	COMMODITY AND COUNTRY OF ORIGIN	GROSS WEIGHT (GK)	FOB VALUE		CIF
			DOLLARS	PESOS	DOLLARS
50	Silk	375,882.37	5,047,537	231,530,521	5,428,415
5001	Silk-worm cocoons suitable for reeling.	5,728.54	18,813	862,952	19,951
500100	Silk-worm cocoons suitable for reeling	5,728.54	18,813	862,952	19,951
	PEOPLE'S REPUBLIC OF CHINA	4,939.27	6,843	313,888	7,652
	REPUBLIC OF KOREA	789.27	11,970	549,064	12,299
5002	Raw silk (not thrown).	349.82	1,248	57,245	1,334
500200	Raw silk (not thrown)	349.82	1,248	57,245	1,334
	PEOPLE'S REPUBLIC OF CHINA	244.00	244	11,192	261
	REPUBLIC OF KOREA	105.82	1,004	46,053	1,073
5003	Silk waste (including cocoons unsuitable for reeling, yarn waste and garnetted stock).	531.09	3,281	150,499	3,500
500310	Silk waste (including cocoons unsuitable for reeling, yarn waste and garnetted stock), not carded or combed	531.09	3,281	150,499	3,500
	INDONESIA	15.53	91	4,174	91
	REPUBLIC OF KOREA	515.56	3,190	146,325	3,409
5004	Silk yarn (other than yarn spun from silk waste) not put up for retail sale.	963.87	26,176	1,200,693	28,346
500400	Silk yarn (other than yarn spun from silk waste) not put up for retail sale	963.87	26,176	1,200,693	28,346
	PEOPLE'S REPUBLIC OF CHINA	231.33	18,862	865,200	19,381
	REPUBLIC OF KOREA	710.07	7,054	323,567	8,515
	UNITED STATES OF AMERICA	22.47	260	11,926	450
5005	Yarn spun from silk waste, not put up for retail sale.	2,426.10	48,823	2,239,512	52,164
500500	Yarn spun from silk waste, not put up for retail sale	2,426.10	48,823	2,239,512	52,164
	PEOPLE'S REPUBLIC OF CHINA	1,837.30	41,310	1,894,890	44,137
	REPUBLIC OF KOREA	459.71	4,219	193,526	4,507
	TAIWAN (REP. OF CHINA)	129.09	3,294	151,096	3,520
5006	Silk yarn and yarn spun from silk waste, put up for retail sale; silk-worm gut.	1.68	929	42,613	993
500600	Silk yarn and yarn spun from silk waste, put up for retail sale; silk-worm gut	1.68	929	42,613	993
	NETHERLANDS	1.68	929	42,613	993
5007	Woven fabrics of silk or of silk waste.	365,881.27	4,948,267	226,977,007	5,322,127
500710	Woven fabrics, of noil silk	869.73	8,557	392,510	9,160
	ITALY	61.60	7,455	341,961	7,958
	PEOPLE'S REPUBLIC OF CHINA	808.13	1,102	50,549	1,202
500720	Other woven fabrics, containing 85% or more by weight of silk or of silk waste other than noil silk	9,038.67	677,275	31,066,604	709,509
	BELGIUM	237.74	3,135	143,802	4,543
	HONG KONG, CHINA	3.59	390	17,889	458
	INDIA	31.08	3,678	168,710	3,829
	ITALY	117.08	18,629	854,512	19,615
	PEOPLE'S REPUBLIC OF CHINA	1,104.05	81,947	3,758,909	88,995
	REPUBLIC OF KOREA	4,506.64	490,674	22,507,216	508,385
	ROMANIA	13.96	3,352	153,756	3,724
	SWITZERLAND	263.54	32,304	1,481,785	34,759
	UK OF GREAT BRITAIN AND N. IRELAND	4.16	517	23,715	599
	UNITED STATES OF AMERICA	2,756.83	42,649	1,956,310	44,602
500790	Other woven silk fabrics	355,972.87	4,262,435	195,517,893	4,603,458

TABLE 8 - Continued

PSCC CODE	COMMODITY AND COUNTRY OF ORIGIN	GROSS WEIGHT (GK)	FOB VALUE		CIF
			DOLLARS	PESOS	DOLLARS
	DEMOCRATIC PEOPLE'S REP. OF KOREA	79.22	615	28,210	632
	GERMANY	0.87	442	20,275	477
	HONG KONG, CHINA	15,604.93	232,488	10,664,225	257,777
	INDIA	491.59	6,736	308,980	6,920
	ITALY	863.17	21,601	990,838	23,835
	PEOPLE'S REPUBLIC OF CHINA	62,125.74	599,005	27,476,359	639,515
	REPUBLIC OF KOREA	242,354.51	3,137,050	143,896,484	3,401,531
	SINGAPORE	2.77	190	8,715	195
	SWITZERLAND	2.31	405	18,577	428
	TAIWAN (REP. OF CHINA)	970.58	20,882	957,857	21,355
	UNITED STATES OF AMERICA	25.54	1,004	46,053	1,221
	VIETNAM	33,451.64	242,017	11,101,320	249,572
51	Wool, fine or coarse animal hair, horsehair yarn and woven fabric	541,467.50	6,994,851	320,853,817	7,537,286
5101	Wool, not carded or combed.	118,679.05	2,597,699	119,156,453	2,703,234
510119	Other wool, greasy (including fleece-washed wool)	116,888.35	2,593,368	118,957,790	2,698,606
	HONG KONG, CHINA	194.91	3,376	154,857	3,607
	ITALY	1,047.36	37,011	1,697,695	38,526
	JAPAN	707.07	13,982	641,354	14,958
	PEOPLE'S REPUBLIC OF CHINA	25,126.50	358,912	16,463,293	378,827
	REPUBLIC OF KOREA	84,522.68	2,104,325	96,525,388	2,184,357
	UNITED STATES OF AMERICA	5,289.83	75,762	3,475,203	78,331
510129	Other wool, degreased (not carbonized)	1,790.70	4,331	198,663	4,628
	THAILAND	1,790.70	4,331	198,663	4,628
5102	Fine or coarse animal hair, not carded or combed.	11,460.24	268,943	12,336,415	281,886
510211	Fine animal hair, of cashmere (cashmere) goats, not carded or combed	8,009.71	266,953	12,245,134	279,867
	ITALY	1,088.58	39,847	1,827,782	41,479
	PEOPLE'S REPUBLIC OF CHINA	6,921.13	227,106	10,417,352	238,388
510219	Other fine animal hair, n.e.s, not carded or combed	3,450.53	1,990	91,281	2,019
	PEOPLE'S REPUBLIC OF CHINA	3,450.53	1,990	91,281	2,019
5105	Wool and fine or coarse animal hair, carded or combed (including combed wool in fragments).	1,092.15	6,739	309,118	6,946
510510	Carded wool	1,092.15	6,739	309,118	6,946
	ITALY	96.24	118	5,413	142
	UK OF GREAT BRITAIN AND N. IRELAND	995.91	6,621	303,705	6,804
5106	Yarn of carded wool, not put up for retail sale.	767.25	18,328	840,705	19,593
510610	Yarn of carded wool, not put up for retail sale, containing 85% or more by weight of wool	517.53	10,189	467,369	10,836
	HONG KONG, CHINA	167.85	767	35,182	767
	JAPAN	343.59	9,220	422,921	9,836
	SINGAPORE	6.09	202	9,266	233
510620	Yarn of carded wool, not put up for retail sale, containing less than 85% by weight of wool	249.72	8,139	373,336	8,757
	NEW ZEALAND	249.72	8,139	373,336	8,757
5107	Yarn of combed wool, not put up for retail sale.	7,215.41	55,827	2,560,785	57,923
510710	Yarn of combed wool, not put up for retail sale, containing 85 % or more by weight of wool	7,184.80	55,161	2,530,235	57,113
	JAPAN	8.71	257	11,789	297
	PEOPLE'S REPUBLIC OF CHINA	7,176.09	54,904	2,518,446	56,816

TABLE 8 - Continued

PSCC CODE	COMMODITY AND COUNTRY OF ORIGIN	GROSS WEIGHT (GK)	FOB VALUE		CIF
			DOLLARS	PESOS	DOLLARS
510720	Yarn of combed wool, not put up for retail sale, containing less than 85% by weight of wool	30.61	666	30,550	810
	JAPAN	12.26	147	6,743	205
	REPUBLIC OF KOREA	18.35	519	23,807	605
5108	Yarn of fine animal hair (carded or combed), not put up for retail sale.	1,505.95	70,484	3,233,101	78,602
510820	Yarn of fine animal, combed, not put up for retail sale	1,505.95	70,484	3,233,101	78,602
	PEOPLE'S REPUBLIC OF CHINA	1,440.98	68,590	3,146,223	76,578
	PERU	64.97	1,894	86,878	2,024
5109	Yarn of wool or of fine animal hair, put up for retail sale.	19,230.28	71,648	3,286,495	77,465
510910	Yarn of wool or of fine animal hair, containing 85% or more by weight of wool or of fine animal hair, put up for retail sale	12,361.89	61,221	2,808,208	65,754
	HONG KONG, CHINA	11,466.36	57,085	2,618,489	61,439
	JAPAN	42.39	501	22,981	521
	PEOPLE'S REPUBLIC OF CHINA	234.37	1,150	52,751	1,196
	REPUBLIC OF KOREA	576.00	1,943	89,125	2,034
	UNITED STATES OF AMERICA	42.77	542	24,862	564
510990	Yarn of wool or of fine animal hair, containing less than 85% by weight of wool or of fine animal hair, put up for retail sale	6,868.39	10,427	478,287	11,711
	GERMANY	3,851.11	4,365	200,223	4,387
	PEOPLE'S REPUBLIC OF CHINA	3,017.28	6,062	278,064	7,324
5110	Yarn of coarse animal hair or of horsehair (including gimped horsehair yarn), whether or not put up for retail sale.	325.06	5,676	260,358	5,847
511000	Yarn of coarse animal hair or of horse hair (including gimped horsehair yarn), whether or not put up for retail sale	325.06	5,676	260,358	5,847
	CAMBODIA (DEMOCRATIC KAMPUCHEA)	325.06	5,676	260,358	5,847
5111	Woven fabrics of carded wool or of carded fine animal hair.	79,563.27	2,619,915	120,175,503	2,842,779
511111	Woven fabrics of carded wool or of carded fine animal hair, containing 85% or more by weight of wool or of fine animal hair, of a weight not exceeding 300 g/m2	25,291.97	896,925	41,141,950	994,886
	PEOPLE'S REPUBLIC OF CHINA	21,121.94	804,047	36,881,636	882,314
	REPUBLIC OF KOREA	4,170.03	92,878	4,260,314	112,572
511119	Other woven fabrics of carded wool or of carded fine animal hair, containing 85% or more by weight of wool or of fine animal hair	18,036.01	583,510	26,765,604	633,883
	ITALY	1,085.80	50,355	2,309,784	58,239
	PEOPLE'S REPUBLIC OF CHINA	9,361.93	323,497	14,838,807	341,398
	REPUBLIC OF KOREA	6,825.09	174,969	8,025,828	198,000
	SWITZERLAND	64.51	8,778	402,647	9,143
	UK OF GREAT BRITAIN AND N. IRELAND	698.68	25,911	1,188,538	27,103
511120	Other woven fabrics of carded wool or of carded fine animal hair, containing less than 85% of wool or of carded fine animal, mixed mainly or solely with man-made filaments	10,166.00	376,592	17,274,276	403,423
	ITALY	7.35	873	40,045	984
	JAPAN	5,012.82	306,834	14,074,476	319,103
	MOROCCO	86.27	3,756	172,288	5,003
	PEOPLE'S REPUBLIC OF CHINA	1,890.90	4,362	200,085	4,737
	REPUBLIC OF KOREA	3,168.66	60,767	2,787,382	73,596
511130	Other woven fabrics of carded wool or of carded fine animal hair, containing less than 85% of wool or of fine animal, mixed mainly or solely with man-made staple fibers	5,549.09	198,198	9,091,342	223,838
	DENMARK	14.99	2,448	112,290	2,616
	GERMANY	499.37	10,020	459,618	10,311
	HONG KONG, CHINA	199.06	2,482	113,849	2,552

TABLE 8 - Continued

PSCC CODE	COMMODITY AND COUNTRY OF ORIGIN	GROSS WEIGHT (GK)	FOB VALUE		CIF
			DOLLARS	PESOS	DOLLARS
	ITALY	3,854.20	151,957	6,970,267	174,933
	JAPAN	19.83	246	11,284	289
	PEOPLE'S REPUBLIC OF CHINA	961.64	31,045	1,424,034	33,137
511190	Other woven fabrics of carded wool or of carded fine animal hair, n.e.s.	20,520.20	564,690	25,902,331	586,749
	GERMANY	625.38	8,926	409,436	9,291
	HONG KONG, CHINA	194.30	688	31,559	707
	ITALY	1,133.47	53,271	2,443,541	55,504
	JAPAN	566.81	38,558	1,768,655	39,646
	PEOPLE'S REPUBLIC OF CHINA	7,940.18	207,528	9,519,309	211,789
	REPUBLIC OF KOREA	10,060.06	255,719	11,729,831	269,812
5112	Woven fabrics of combed wool or of combed fine animal hair.	301,403.17	1,271,389	58,318,612	1,454,576
511211	Woven fabrics of combed wool or of combed fine animal hair, containing 85% or more by weight of wool or of fine animal hair, of a weight not exceeding 200 g/m2	12,995.18	283,642	13,010,658	338,733
	FRANCE	0.87	45	2,064	52
	HONG KONG, CHINA	101.22	1,114	51,099	1,146
	ITALY	83.19	4,712	216,139	5,166
	PEOPLE'S REPUBLIC OF CHINA	5,808.52	168,305	7,720,150	199,066
	REPUBLIC OF KOREA	6,951.23	106,818	4,899,742	130,352
	ROMANIA	50.15	2,648	121,464	2,951
511219	Other woven fabrics of combed wool or of combed fine animal hair, containing 85% or more by weight of wool or of fine animal hair	273,989.24	503,798	23,109,214	556,438
	GERMANY	1,071.75	13,473	618,007	13,916
	HONG KONG, CHINA	255.07	4,137	189,764	4,271
	ITALY	528.12	10,160	466,039	10,886
	JAPAN	63.93	787	36,100	923
	PEOPLE'S REPUBLIC OF CHINA	266,444.85	335,723	15,399,614	359,542
	REPUBLIC OF KOREA	178.30	1,529	70,135	2,296
	SWITZERLAND	498.21	36,001	1,651,366	39,762
	TURKEY	4,608.79	94,820	4,349,393	117,017
	UNITED STATES OF AMERICA	340.22	7,168	328,796	7,825
511220	Other woven fabrics of combed wool or of combed fine animal hair, containing less than 85% of wool or of fine animal, mixed mainly or solely with man-made filaments	308.06	5,326	244,303	5,474
	HONG KONG, CHINA	308.06	5,326	244,303	5,474
511230	Other woven fabrics of combed wool or of combed fine animal hair, containing less than 85% of wool or of fine animal, mixed mainly or solely with man-made staple fibers	11,352.51	424,041	19,450,761	492,934
	ITALY	8,894.47	368,170	16,887,958	430,187
	PEOPLE'S REPUBLIC OF CHINA	2,447.25	55,680	2,554,042	62,551
	REPUBLIC OF KOREA	10.79	191	8,761	196
511290	Other woven fabrics of combed wool or of combed fine animal hair, containing less than 85% of wool or of fine animal, n.e.s.	2,758.18	54,582	2,503,676	60,997
	ITALY	189.49	17,160	787,129	17,604
	PEOPLE'S REPUBLIC OF CHINA	719.92	30,086	1,380,045	35,334
	UNITED STATES OF AMERICA	1,848.77	7,336	336,502	8,059
5113	Woven fabrics of coarse animal hair or of horsehair.	225.67	8,203	376,272	8,435
511300	Woven fabrics of coarse animal hair or of horsehair	225.67	8,203	376,272	8,435
	ITALY	225.67	8,203	376,272	8,435
52	Cotton	41,014,507.10	121,807,447	5,587,307,589	128,577,704
5201	Cotton, not carded or combed.	13,228,859.94	21,638,194	992,543,959	22,484,592
520100	Cotton, not carded or combed	13,228,859.94	21,638,194	992,543,959	22,484,592

TABLE 8 - Continued

PSCC CODE	COMMODITY AND COUNTRY OF ORIGIN	GROSS WEIGHT (GK)	FOB VALUE		CIF DOLLARS
			DOLLARS	PESOS	
	ARGENTINA	245,827.98	285,566	13,098,912	307,216
	AUSTRALIA	579,446.16	1,236,272	56,707,797	1,245,281
	BRAZIL	1,126,888.31	1,847,686	84,753,357	1,914,611
	FRANCE	445,575.00	739,536	33,922,516	740,216
	GREECE	174,564.45	283,232	12,991,852	295,497
	HONG KONG, CHINA	10,158.02	77,872	3,571,989	82,053
	INDIA	43.78	1,281	58,759	1,366
	JAPAN	1,518.06	44,503	2,041,353	46,008
	MALAYSIA	18,169.81	14,232	652,822	14,634
	PAKISTAN, ISLAMIC REP. OF	338,719.33	369,600	16,953,552	380,744
	PEOPLE'S REPUBLIC OF CHINA	370,762.65	832,551	38,189,114	877,598
	REPUBLIC OF KOREA	111.19	4,811	220,681	4,986
	SINGAPORE	114,122.65	173,955	7,979,316	182,243
	SOUTH AFRICA, REP. OF	271,565.45	499,023	22,890,185	509,829
	SWITZERLAND	345,045.39	493,382	22,631,432	508,755
	TAIWAN (REP. OF CHINA)	2,381.30	41,660	1,910,944	44,444
	THAILAND	78,398.36	78,601	3,605,428	81,674
	UK OF GREAT BRITAIN AND N. IRELAND	212,903.40	403,436	18,505,609	422,909
	UNITED STATES OF AMERICA	8,892,658.65	14,210,995	651,858,341	14,824,528
5202	Cotton waste (including yarn waste and garnetted stock).	645,601.78	598,598	27,457,689	635,364
520210	Cotton yarn waste (including thread waste)	271.34	119	5,459	134
	PEOPLE'S REPUBLIC OF CHINA	271.34	119	5,459	134
520299	Other cotton waste	645,330.44	598,479	27,452,230	635,230
	AUSTRALIA	6.65	499	22,889	499
	HONG KONG, CHINA	1,909.02	7,076	324,576	8,511
	INDIA	4,776.02	4,355	199,764	4,370
	INDONESIA	551,998.85	490,444	22,496,666	521,537
	PEOPLE'S REPUBLIC OF CHINA	16,215.28	39,635	1,818,057	40,735
	TAIWAN (REP. OF CHINA)	290.19	429	19,678	487
	UNITED STATES OF AMERICA	7,130.00	30,536	1,400,686	31,572
	VIETNAM	63,004.43	25,505	1,169,914	27,519
5203	Cotton, carded or combed.	607,313.90	551,946	25,317,763	581,852
520300	Cotton, carded or combed	607,313.90	551,946	25,317,763	581,852
	INDIA	17,221.37	10,052	461,085	10,077
	INDONESIA	353,796.66	173,955	7,979,316	182,899
	JAPAN	1,311.36	48,433	2,221,622	49,936
	MALAYSIA	3,186.32	230	10,550	335
	PAKISTAN, ISLAMIC REP. OF	40,315.61	157,962	7,245,717	159,066
	PEOPLE'S REPUBLIC OF CHINA	189,937.59	156,748	7,190,031	174,679
	REPUBLIC OF KOREA	0.25	60	2,752	64
	UNITED STATES OF AMERICA	1,544.74	4,506	206,690	4,796
5204	Cotton sewing thread, whether or not put up for retail sale.	2,652,576.32	3,061,809	140,445,180	3,240,985
520411	Cotton sewing thread, containing 85% or more by weight of cotton, not put up for retail sale	42,545.42	487,688	22,370,249	507,887
	HONG KONG, CHINA	387.24	4,126	189,260	4,461
	INDIA	342.30	3,032	139,078	3,174
	ITALY	0.40	100	4,587	106
	PEOPLE'S REPUBLIC OF CHINA	27,654.06	339,453	15,570,709	351,695
	REPUBLIC OF KOREA	14,141.89	140,792	6,458,129	148,114
	UNITED STATES OF AMERICA	19.53	185	8,486	337
520419	Cotton sewing thread, containing less than 85% by weight of cotton, not put up for retail sale	2,030,200.21	1,739,693	79,799,719	1,857,238
	CAMBODIA (DEMOCRATIC KAMPUCHEA)	81.82	242	11,101	448
	COLOMBIA	33.98	115	5,275	153
	DEMOCRATIC PEOPLE'S REP. OF KOREA	1,235.12	3,025	138,757	3,025
	FRANCE	52.42	1,711	78,484	1,711
	GERMANY	125.25	5,438	249,441	5,707
	HONG KONG, CHINA	17,354.04	166,294	7,627,906	177,673
	ITALY	100.33	1,043	47,842	1,191
	JAPAN	6,919.01	70,638	3,240,165	74,706
	MACAU	345.63	21,403	981,756	25,492

TABLE 8 - Continued

PSCC CODE	COMMODITY AND COUNTRY OF ORIGIN	GROSS WEIGHT (GK)	FOB VALUE		CIF DOLLARS
			DOLLARS	PESOS	
	NETHERLANDS	63.15	1,906	87,428	2,071
	PEOPLE'S REPUBLIC OF CHINA	1,758,551.10	710,321	32,582,424	764,112
	REPUBLIC OF KOREA	121,415.26	613,814	28,155,648	647,148
	SINGAPORE	475.48	806	36,971	848
	SWITZERLAND	34.97	1,025	47,017	1,095
	TAIWAN (REP. OF CHINA)	11,619.90	103,732	4,758,187	109,586
	THAILAND	111,584.81	36,141	1,657,788	39,840
	UNITED STATES OF AMERICA	207.94	2,039	93,529	2,432
520420	Cotton sewing thread, put up for retail sale	579,830.69	834,428	38,275,212	875,860
	FRANCE	0.87	33	1,514	39
	HONG KONG, CHINA	18,343.50	212,486	9,746,733	219,408
	INDIA	39,211.28	103,342	4,740,298	110,412
	INDONESIA	33,767.88	76,881	3,526,531	81,969
	JAPAN	562.72	8,639	396,271	9,090
	PEOPLE'S REPUBLIC OF CHINA	446,464.78	250,587	11,494,426	262,813
	REPUBLIC OF KOREA	21,387.34	114,006	5,229,455	118,663
	ROMANIA	6.39	198	9,082	203
	TAIWAN (REP. OF CHINA)	3,027.15	17,527	803,963	18,725
	THAILAND	16,878.08	47,167	2,163,550	50,394
	UNITED STATES OF AMERICA	45.91	3,511	161,050	4,084
	VIETNAM	134.79	51	2,339	60
5205	Cotton yarn (other than sewing thread), containing 85% or more by weight of cotton, not put up for retail sale.	2,548,432.89	7,286,534	334,233,317	7,560,774
520511	Single yarn, of uncombed fibers, containing 85% or more by weight of cotton, measuring 714.29 decitex or more (not exceeding 14 metric number), not put up for retail sale	136,478.21	335,817	15,403,927	350,146
	INDIA	32,965.72	149,050	6,836,924	153,146
	INDONESIA	27,055.51	24,224	1,111,155	25,566
	PAKISTAN, ISLAMIC REP. OF	49,253.38	118,431	5,432,430	122,232
	PEOPLE'S REPUBLIC OF CHINA	19,883.04	32,494	1,490,500	37,179
	TAIWAN (REP. OF CHINA)	7,308.74	11,592	531,725	11,995
	UNITED STATES OF AMERICA	11.82	26	1,193	28
520512	Single yarn, of uncombed fibers, containing 85% or more by weight of cotton, measuring less than 714.29 decitex but not less than 232.56 decitex (exceeding 14 metric number but not exceeding 43 metric number), not put up for retail sale	502,655.17	1,258,090	57,708,588	1,296,016
	HONG KONG, CHINA	32,358.30	81,476	3,737,304	83,730
	INDIA	421,136.43	1,006,008	46,145,587	1,029,213
	JAPAN	3,116.93	10,512	482,185	11,251
	PEOPLE'S REPUBLIC OF CHINA	20,087.78	65,594	3,008,797	66,527
	REPUBLIC OF KOREA	8,192.19	49,256	2,259,373	58,806
	VIETNAM	17,763.54	45,244	2,075,342	46,489
520513	Single yarn, of uncombed fibers, containing 85% or more by weight of cotton, measuring less than 232.56 decitex but not less than 192.31 decitex (exceeding 43 metric number but not exceeding 52 metric number), not put up for retail sale	56,292.28	187,646	8,607,322	221,717
	INDIA	56,292.28	187,646	8,607,322	221,717
520515	Single yarn, of uncombed fibers, containing 85% or more by weight of cotton, measuring less than 125 decitex (exceeding 80 metric number), not put up for retail sale	970.29	8,907	408,564	9,684
	TAIWAN (REP. OF CHINA)	970.29	8,907	408,564	9,684
520521	Single yarn, of combed fibers, containing 85% or more by weight of cotton, measuring 714.29 decitex or more (not exceeding 14 metric number), not put up for retail sale	350,291.76	1,179,659	54,110,959	1,263,341
	INDIA	168,702.40	533,955	24,492,516	576,656
	INDONESIA	6,780.42	12,561	576,173	13,076
	JAPAN	3,678.38	5,117	234,717	5,688
	PAKISTAN, ISLAMIC REP. OF	129,280.99	374,600	17,182,902	384,963
	PEOPLE'S REPUBLIC OF CHINA	8,530.63	78,626	3,606,575	82,256
	REPUBLIC OF KOREA	24,278.09	149,257	6,846,419	174,193
	TAIWAN (REP. OF CHINA)	9,040.85	25,543	1,171,657	26,509

TABLE 8 - Continued

PSCC CODE	COMMODITY AND COUNTRY OF ORIGIN	GROSS WEIGHT (GK)	FOB VALUE		CIF
			DOLLARS	PESOS	DOLLARS
520522	Single yarn, of combed fibers, containing 85% or more by weight of cotton, measuring less than 714.29 decitex but not less than 232.56 decitex (exceeding 14 metric number but not exceeding 43 metric number), not put up for retail sale	123,306.15	345,678	15,856,250	353,863
	HONG KONG, CHINA	18,371.56	53,421	2,450,421	53,462
	INDIA	97,351.90	240,786	11,044,854	246,262
	PEOPLE'S REPUBLIC OF CHINA	7,561.42	51,316	2,353,865	53,980
	TAIWAN (REP. OF CHINA)	21.27	155	7,110	159
520523	Single yarn, of combed fibers, containing 85% or more by weight of cotton, measuring less than 232.56 decitex but not less than 192.31 decitex (exceeding 43 metric number but not exceeding 52 metric number), not put up for retail sale	524,315.21	1,423,895	65,314,064	1,466,675
	INDIA	432,630.93	1,169,895	53,663,084	1,207,152
	INDONESIA	7,771.74	26,378	1,209,959	27,710
	PAKISTAN, ISLAMIC REP. OF	58,675.94	121,199	5,559,398	123,773
	PEOPLE'S REPUBLIC OF CHINA	8,602.85	55,413	2,541,794	56,976
	REPUBLIC OF KOREA	16,633.75	51,010	2,339,829	51,064
520526	Single yarn, of combed fibers, containing 85% or more by weight of cotton, measuring less than 125 decitex but not less than 106.38 decitex (exceeding 80 metric number but not exceeding 94 metric number), not put up for retail sale	6,565.58	26,643	1,222,114	31,670
	INDIA	6,565.58	26,643	1,222,114	31,670
520531	Multiple (folded) or cabled yarn, of uncombed fibers, containing 85% or more by weight of cotton, measuring per single yarn 714.29 decitex or more (not exceeding 14 metric number per single yarn), not put up for retail sale	9,008.77	50,762	2,328,453	52,355
	HONG KONG, CHINA	1,761.18	11,653	534,523	11,667
	INDIA	7,247.59	39,109	1,793,930	40,688
520532	Multiple (folded) or cabled yarn, of uncombed fibers, containing 85% or more by weight of cotton, measuring per single yarn less than 714.29 decitex but not less than 232.56 decitex (exceeding 14 metric number but not exceeding 43 metric number per single yarn), not put up for retail sale	641.56	12,311	564,706	12,698
	HUNGARY	505.80	8,962	411,087	9,255
	JAPAN	135.76	3,349	153,619	3,443
520543	Multiple (folded) or cabled yarn, of combed fibers, containing 85% or more by weight of cotton, measuring per single yarn less than 232.56 decitex but not less than 192.31 decitex (exceeding 43 metric number but not exceeding 52 metric number per single yarn), not put up for retail sale	266.77	4,980	228,433	8,664
	HUNGARY	266.77	4,980	228,433	8,664
520544	Multiple (folded) or cabled yarn, of combed fibers, containing 85% or more by weight of cotton, measuring per single yarn less than 192.31 decitex but not less than 125 decitex (exceeding 52 metric number but not exceeding 80 metric number per single yarn), not put up for retail sale	1,157.12	6,755	309,852	6,945
	PEOPLE'S REPUBLIC OF CHINA	1,157.12	6,755	309,852	6,945
520548	Multiple (folded) or cabled yarn, of combed fibers, containing 85% or more by weight of cotton, measuring per single yarn less than 83.33 decitex (exceeding 120 metric number single yarn), not put up for retail sale	836,484.02	2,445,391	112,170,085	2,487,000
	INDIA	765,419.35	2,094,883	96,092,283	2,122,431
	PEOPLE'S REPUBLIC OF CHINA	11,651.33	40,402	1,853,240	41,649
	REPUBLIC OF KOREA	59,413.34	310,106	14,224,562	322,920
5206	Cotton yarn (other than sewing thread), containing less than 85% by weight of cotton, not put up for retail sale.	1,167,048.62	2,893,989	132,747,276	3,012,304

TABLE 8 - Continued

PSCC CODE	COMMODITY AND COUNTRY OF ORIGIN	GROSS WEIGHT (GK)	FOB VALUE		CIF
			DOLLARS	PESOS	DOLLARS
520611	Single yarn, of uncombed fibers, containing less than 85% by weight of cotton, measuring 714.29 decitex or more (not exceeding 14 metric number), not put up for retail sale	26,461.82	95,237	4,368,521	99,294
	PEOPLE'S REPUBLIC OF CHINA	1,270.69	8,218	376,960	8,528
	TAIWAN (REP. OF CHINA)	7,446.22	57,522	2,638,534	60,843
	VIETNAM	17,744.91	29,497	1,353,027	29,923
520613	Single yarn, of uncombed fibers, containing less than 85% by weight of cotton, measuring less than 232.56 decitex but not less than 192.31 decitex (exceeding 43 metric number but not exceeding 52 metric number), not put up for retail sale	29,302.28	96,078	4,407,098	97,591
	INDONESIA	24,855.47	79,260	3,635,656	80,338
	TAIWAN (REP. OF CHINA)	928.29	7,296	334,668	7,718
	THAILAND	3,518.52	9,522	436,774	9,535
520621	Single yarn, of combed fibers, containing less than 85% by weight of cotton, measuring 714.29 decitex or more (not exceeding 14 metric number), not put up for retail sale	48,589.59	227,279	10,425,288	244,168
	PEOPLE'S REPUBLIC OF CHINA	36,637.36	208,132	9,547,015	224,006
	TAIWAN (REP. OF CHINA)	11,807.30	18,778	861,347	19,768
	THAILAND	144.93	369	16,926	394
520622	Single yarn, of combed fibers, containing less than 85% by weight of cotton, measuring less than 714.29 decitex but not less than 232.56 decitex (exceeding 14 metric number but not exceeding 43 metric number), not put up for retail sale	382,259.33	873,702	40,076,711	909,016
	HONG KONG, CHINA	18,381.09	8,002	367,052	8,673
	INDONESIA	328,007.89	797,864	36,598,022	829,352
	TAIWAN (REP. OF CHINA)	3,094.39	22,947	1,052,579	23,937
	VIETNAM	32,775.96	44,889	2,059,058	47,054
520623	Single yarn, of combed fibers, containing less than 85% by weight of cotton, measuring less than 232.56 decitex but not less than 192.31 decitex (exceeding 43 metric number but not exceeding 52 metric number), not put up for retail sale	324,244.96	900,403	41,301,486	923,915
	INDONESIA	264,071.96	732,124	33,582,528	748,134
	THAILAND	55,381.69	155,226	7,120,217	162,197
	VIETNAM	4,791.31	13,053	598,741	13,584
520625	Single yarn, of combed fibers, containing less than 85% by weight of cotton, measuring less than 125 decitex (exceeding 80 metric number), not put up for retail sale	17,295.65	2,400	110,088	3,326
	TAIWAN (REP. OF CHINA)	17,295.65	2,400	110,088	3,326
520641	Multiple (folded) or cabled yarn, of combed fibers, containing less than 85% by weight of cotton, measuring per single yarn 714.29 decitex or more (not exceeding 14 metric number per single yarn), not put up for retail sale	134,218.08	243,760	11,181,271	268,117
	INDONESIA	15,010.10	27,421	1,257,801	29,945
	JAPAN	85,145.92	101,620	4,661,309	108,397
	PEOPLE'S REPUBLIC OF CHINA	12,703.59	22,379	1,026,525	23,908
	REPUBLIC OF KOREA	3,618.34	66,193	3,036,273	77,265
	THAILAND	17,740.13	26,147	1,199,363	28,602
520642	Multiple (folded) or cabled yarn, of combed fibers, containing less than 85% by weight of cotton, measuring per single yarn less than 714.29 decitex but not less than 232.56 decitex (exceeding 14 metric number but not exceeding 43 metric number per single yarn), not put up for retail sale	96,816.25	252,554	11,584,652	253,877
	PAKISTAN, ISLAMIC REP. OF	96,816.25	252,554	11,584,652	253,877
520645	Multiple (folded) or cabled yarn, of combed fibers, containing less than 85% by weight of cotton, measuring per single yarn less than 125 decitex (exceeding 80 metric number per single yarn), not put up for retail sale	107,860.66	202,576	9,292,161	213,000

TABLE 8 - Continued

PSCC CODE	COMMODITY AND COUNTRY OF ORIGIN	GROSS WEIGHT (GK)	FOB VALUE		CIF
			DOLLARS	PESOS	DOLLARS
	PAKISTAN, ISLAMIC REP. OF	81,292.79	190,610	8,743,281	200,552
	PEOPLE'S REPUBLIC OF CHINA	26,567.87	11,966	548,880	12,448
5207	Cotton yarn (other than sewing thread) put up for retail sale.	486,109.29	2,625,769	120,444,024	2,838,876
520710	Cotton yarn (other than sewing thread), containing 85% or more by weight of cotton, not put up for retail sale	135,619.19	1,269,230	58,219,581	1,364,478
	HONG KONG, CHINA	51,201.92	422,701	19,389,295	436,304
	MACAU	43,313.58	445,297	20,425,773	518,934
	PAKISTAN, ISLAMIC REP. OF	82.04	1,750	80,273	1,752
	PEOPLE'S REPUBLIC OF CHINA	33,139.99	259,765	11,915,421	267,221
	SINGAPORE	7,851.42	139,499	6,398,819	139,998
	UNITED STATES OF AMERICA	30.24	218	10,000	269
520790	Cotton yarn (other than sewing thread), containing less than 85% by weight of cotton, not put up for retail sale	350,490.10	1,356,539	62,224,443	1,474,398
	HONG KONG, CHINA	3,328.55	46,105	2,114,836	46,590
	INDIA	221,117.20	607,695	27,874,970	674,592
	ITALY	3.16	197	9,036	204
	JAPAN	5,543.97	117,480	5,388,808	126,843
	PAKISTAN, ISLAMIC REP. OF	34,377.14	121,729	5,583,709	129,013
	PEOPLE'S REPUBLIC OF CHINA	55,667.38	318,644	14,616,200	341,552
	REPUBLIC OF KOREA	5,714.58	52,102	2,389,919	53,813
	SINGAPORE	20,974.59	61,997	2,843,802	62,061
	UNITED STATES OF AMERICA	3,763.53	30,590	1,403,163	39,730
5208	Woven fabrics of cotton, containing 85% or more by weight of cotton, weighing not more than 200 g/m2.	5,632,586.77	50,128,975	2,299,416,081	53,461,872
520811	Plain weave fabrics of cotton, containing 85% or more by weight of cotton, unbleached, weighing not more than 100 g/m2	59,314.91	446,909	20,499,715	477,692
	HONG KONG, CHINA	47.67	1,597	73,254	1,747
	INDIA	122.30	6,804	312,099	6,992
	INDONESIA	533.95	9,725	446,086	9,836
	JAPAN	108.60	5,345	245,175	6,010
	PANAMA	1.28	275	12,614	292
	PEOPLE'S REPUBLIC OF CHINA	30,179.55	186,370	8,548,792	200,778
	REPUBLIC OF KOREA	18,371.57	172,521	7,913,538	184,505
	SRI LANKA (CEYLON)	27.62	433	19,862	478
	TAIWAN (REP. OF CHINA)	9,143.08	57,216	2,624,498	60,286
	UK OF GREAT BRITAIN AND N. IRELAND	71.84	4,226	193,847	4,345
	UNITED STATES OF AMERICA	656.13	1,708	78,346	1,713
	VIETNAM	51.32	689	31,604	710
520812	Plain weave fabrics of cotton, containing 85% or more by weight of cotton, unbleached, weighing more than 100 g/m2	794,207.16	8,594,507	394,230,037	9,245,730
	HONG KONG, CHINA	265,954.61	2,188,307	100,377,642	2,395,568
	INDIA	22,805.27	473,830	21,734,582	520,883
	INDONESIA	1,059.16	44,834	2,056,536	51,127
	JAPAN	11,592.30	453,413	20,798,054	484,989
	PAKISTAN, ISLAMIC REP. OF	105,267.32	344,680	15,810,472	369,053
	PEOPLE'S REPUBLIC OF CHINA	189,949.97	2,708,785	124,251,968	2,948,820
	SINGAPORE	26.54	417	19,128	432
	TAIWAN (REP. OF CHINA)	197,551.16	2,380,191	109,179,361	2,474,719
	UNITED STATES OF AMERICA	0.83	50	2,294	139
520813	3-thread or 4-thread twill, including cross twill of cotton, containing 85% or more by weight of cotton, unbleached, weighing not more than 200 g/m2	69,422.91	304,061	13,947,278	308,320
	HONG KONG, CHINA	239.88	3,041	139,491	3,125
	INDONESIA	66,369.64	267,727	12,280,637	271,759
	PEOPLE'S REPUBLIC OF CHINA	2,812.49	33,256	1,525,453	33,397
	REPUBLIC OF KOREA	0.90	37	1,697	39
520819	Other woven fabrics of cotton, containing 85% or more by weight of cotton, unbleached, weighing not more than 200 g/m2, n.e.s.	458,397.95	2,954,137	135,506,265	3,079,658
	HONG KONG, CHINA	2,474.51	34,981	1,604,578	36,906

TABLE 8 - Continued

PSCC CODE	COMMODITY AND COUNTRY OF ORIGIN	GROSS WEIGHT (GK)	FOB VALUE		CIF
			DOLLARS	PESOS	DOLLARS
	INDIA	1,253.90	1,218	55,870	1,327
	INDONESIA	172.62	4,177	191,599	4,338
	ITALY	4,639.98	136,775	6,273,869	142,389
	JAPAN	3,422.36	62,903	2,885,361	64,898
	PAKISTAN, ISLAMIC REP. OF	38,840.24	135,333	6,207,725	141,602
	PEOPLE'S REPUBLIC OF CHINA	197,493.12	1,177,259	54,000,870	1,251,955
	REPUBLIC OF KOREA	181,375.96	1,228,403	56,346,846	1,250,790
	SINGAPORE	305.91	35,593	1,632,651	35,675
	TAIWAN (REP. OF CHINA)	22,411.43	80,419	3,688,820	81,500
	TURKEY	2,710.15	18,051	827,999	27,792
	UK OF GREAT BRITAIN AND N. IRELAND	220.87	6,409	293,981	7,184
	UNITED STATES OF AMERICA	1,751.49	16,606	761,717	16,840
	VIETNAM	1,325.41	16,010	734,379	16,462
520821	Plain weave fabrics of cotton, containing 85% or more by weight of cotton, bleached, weighing not more than 100 g/m2	50,164.67	59,751	2,740,779	64,555
	HONG KONG, CHINA	6,161.75	1,318	60,457	1,318
	ITALY	763.72	4,616	211,736	4,746
	PEOPLE'S REPUBLIC OF CHINA	43,221.58	47,415	2,174,926	51,903
	SWITZERLAND	0.89	5,953	273,064	6,121
	UK OF GREAT BRITAIN AND N. IRELAND	16.73	449	20,596	467
520822	Plain weave fabrics of cotton, containing 85% or more by weight of cotton, bleached, weighing more than 100 g/m2	6,464.84	21,687	994,783	24,346
	PAKISTAN, ISLAMIC REP. OF	6,453.46	21,024	964,371	23,508
	UK OF GREAT BRITAIN AND N. IRELAND	11.38	663	30,412	838
520823	3-thread or 4-thread twill, including cross twill of cotton, containing 85% or more by weight of cotton, bleached, weighing not more than 200 g/m2	6,377.78	50,413	2,312,445	51,867
	HONG KONG, CHINA	6,367.70	50,371	2,310,518	51,782
	PEOPLE'S REPUBLIC OF CHINA	10.08	42	1,927	85
520829	Other woven fabrics of cotton, containing 85% or more by weight of cotton, bleached, weighing not more than 200 g/m2, n.e.s.	107,207.51	988,577	45,346,028	1,058,673
	BAHRAIN	89.67	432	19,816	810
	DENMARK	41.59	1,453	66,649	1,575
	HONG KONG, CHINA	33,874.30	296,058	13,580,180	307,761
	INDIA	440.42	947	43,439	1,045
	ITALY	852.47	26,071	1,195,877	28,265
	JAPAN	1,190.38	30,099	1,380,641	37,651
	PAKISTAN, ISLAMIC REP. OF	4,155.95	38,393	1,761,087	41,020
	PEOPLE'S REPUBLIC OF CHINA	54,064.16	476,472	21,855,771	508,694
	REPUBLIC OF KOREA	11,555.58	101,705	4,665,208	112,491
	SINGAPORE	447.14	856	39,265	964
	SPAIN	20.70	453	20,779	609
	SWITZERLAND	161.02	11,988	549,890	12,828
	TAIWAN (REP. OF CHINA)	120.25	889	40,778	1,380
	THAILAND	18.33	250	11,468	267
	TURKEY	109.21	1,422	65,227	2,001
	UNITED STATES OF AMERICA	53.80	972	44,586	1,187
	VIETNAM	12.54	117	5,367	125
520831	Plain weave fabrics of cotton, containing 85% or more by weight of cotton, dyed, weighing not more than 100 g/m2	1,236.70	18,452	846,393	20,203
	HONG KONG, CHINA	762.94	10,891	499,570	11,636
	PEOPLE'S REPUBLIC OF CHINA	471.85	7,536	345,676	8,539
	SWEDEN	1.91	25	1,147	28
520832	Plain weave fabrics of cotton, containing 85% or more by weight of cotton, dyed, weighing more than 100 g/m2	1,124,848.33	8,018,526	367,809,785	8,461,683
	BELGIUM	30.01	406	18,623	433
	DEMOCRATIC PEOPLE'S REP. OF KOREA	2,521.08	31,453	1,442,749	33,604
	FRANCE	18.20	1,438	65,961	1,716
	GERMANY	40,508.26	629,670	28,882,963	655,365
	HONG KONG, CHINA	123,444.88	1,326,671	60,854,399	1,389,520
	INDIA	7,213.51	61,958	2,842,013	66,459

TABLE 8 - Continued

PSCC CODE	COMMODITY AND COUNTRY OF ORIGIN	GROSS WEIGHT (GK)	FOB VALUE		CIF DOLLARS
			DOLLARS	PESOS	
	INDONESIA	498.20	2,322	106,510	2,900
	ITALY	1,040.33	24,562	1,126,659	26,368
	JAPAN	3,403.73	121,599	5,577,746	128,534
	PAKISTAN, ISLAMIC REP. OF	46,966.90	423,206	19,412,459	452,288
	PEOPLE'S REPUBLIC OF CHINA	671,630.94	4,722,866	216,637,863	4,986,893
	REPUBLIC OF KOREA	21,323.24	154,305	7,077,970	162,051
	SINGAPORE	330.60	3,099	142,151	3,188
	SWITZERLAND	494.26	22,772	1,044,552	24,665
	TAIWAN (REP. OF CHINA)	48,136.02	191,308	8,775,298	207,023
	THAILAND	545.54	8,672	397,785	9,265
	TURKEY	2,528.87	43,382	1,989,932	46,401
	UK OF GREAT BRITAIN AND N. IRELAND	141.59	4,327	198,479	4,624
	UNITED ARAB EMIRATES, N.E.S.	14.53	443	20,320	455
	UNITED STATES OF AMERICA	151,175.82	218,655	10,029,705	233,615
	VIETNAM	2,881.82	25,412	1,165,648	26,316
520833	3-thread or 4-thread twill, including cross twill of cotton, containing 85% or more by weight of cotton, dyed, weighing not more than 200 g/m2	200,919.27	842,018	38,623,365	898,456
	HONG KONG, CHINA	170,344.30	546,546	25,070,065	560,914
	JAPAN	82.35	13,783	632,226	15,771
	PEOPLE'S REPUBLIC OF CHINA	27,889.92	250,758	11,502,269	290,263
	REPUBLIC OF KOREA	163.40	1,972	90,456	2,278
	TAIWAN (REP. OF CHINA)	109.23	362	16,605	409
	THAILAND	1,837.64	21,098	967,765	21,117
	UK OF GREAT BRITAIN AND N. IRELAND	236.72	1,182	54,218	1,224
	UNITED STATES OF AMERICA	255.71	6,317	289,761	6,480
520839	Other woven fabrics of cotton, containing 85% or more by weight of cotton, dyed, weighing not more than 200 g/m2, n.e.s.	2,326,847.43	25,231,241	1,157,357,024	27,060,023
	AUSTRALIA	11,532.75	407,093	18,673,356	413,853
	BELGIUM	291.51	12,946	593,833	13,464
	BRAZIL	109.93	2,301	105,547	2,815
	DEMOCRATIC PEOPLE'S REP. OF KOREA	98.69	1,220	55,961	1,254
	FRANCE	333.89	4,066	186,507	4,271
	GERMANY	367.13	8,442	387,235	8,769
	HONG KONG, CHINA	300,548.07	2,697,198	123,720,472	2,875,802
	INDIA	52,873.03	357,968	16,419,992	386,657
	INDONESIA	34,634.65	142,697	6,545,511	145,579
	ITALY	6,924.93	280,508	12,866,902	299,581
	JAPAN	14,420.97	374,187	17,163,958	382,965
	MACAU	520.70	7,837	359,483	8,053
	PAKISTAN, ISLAMIC REP. OF	5,047.75	13,574	622,639	15,053
	PEOPLE'S REPUBLIC OF CHINA	883,011.83	9,096,062	417,236,364	9,578,074
	REPUBLIC OF KOREA	110,852.21	1,344,532	61,673,683	1,444,767
	SINGAPORE	19.62	861	39,494	951
	SPAIN	87.13	2,424	111,189	2,502
	SWITZERLAND	2,850.86	116,345	5,336,745	125,464
	TAIWAN (REP. OF CHINA)	864,820.23	9,383,569	430,424,310	10,297,645
	THAILAND	919.73	11,954	548,330	12,248
	TURKEY	14,289.42	195,842	8,983,273	216,800
	UNITED STATES OF AMERICA	15,563.26	721,800	33,108,966	771,774
	VIETNAM	6,729.14	47,815	2,193,274	51,682
520841	Plain weave fabrics of cotton, containing 85% or more by weight of cotton, of yarns of different colors, weighing not more than 100 g/m2	2,210.51	8,205	376,363	8,425
	PEOPLE'S REPUBLIC OF CHINA	2,210.51	8,205	376,363	8,425
520842	Plain weave fabrics of cotton, containing 85% or more by weight of cotton, of yarns of different colors, weighing more than 100 g/m2	21,000.34	284,081	13,030,795	288,568
	GERMANY	652.31	735	33,714	759
	HONG KONG, CHINA	11,396.36	178,976	8,209,629	180,728
	ITALY	47.59	2,083	95,547	2,386
	PEOPLE'S REPUBLIC OF CHINA	3,774.20	54,272	2,489,457	55,010
	SWITZERLAND	0.85	105	4,816	111
	THAILAND	5,129.03	47,910	2,197,632	49,574

TABLE 8 - Continued

PSCC CODE	COMMODITY AND COUNTRY OF ORIGIN	GROSS WEIGHT (GK)	FOB VALUE		CIF
			DOLLARS	PESOS	DOLLARS
520843	3-thread or 4-thread twill, including cross twill of cotton, containing 85% or more by weight of cotton, of yarns of different colors, weighing not more than 200 g/m2	229.85	12,085	554,339	12,579
	JAPAN	229.85	12,085	554,339	12,579
520849	Other woven fabrics of cotton, containing 85% or more by weight of cotton, of yarns of different colors, weighing not more than 200 g/m2, n.e.s.	241,055.44	560,380	25,704,630	579,474
	HONG KONG, CHINA	65.24	1,437	65,915	1,920
	JAPAN	277.97	7,052	323,475	7,526
	MALAYSIA	32,465.87	24,142	1,107,394	26,158
	PEOPLE'S REPUBLIC OF CHINA	207,419.11	520,775	23,887,949	536,609
	REPUBLIC OF KOREA	827.25	6,974	319,897	7,261
520851	Plain weave fabrics of cotton, containing 85% or more by weight of cotton, printed, weighing not more than 100 g/m2	8,161.31	190,913	8,757,179	196,113
	DENMARK	0.83	1,665	76,374	1,805
	INDONESIA	165.52	3,204	146,967	3,336
	JAPAN	6,185.15	153,502	7,041,137	158,378
	PEOPLE'S REPUBLIC OF CHINA	1,804.44	31,804	1,458,849	31,831
	UK OF GREAT BRITAIN AND N. IRELAND	5.37	738	33,852	763
520852	Plain weave fabrics of cotton, containing 85% or more by weight of cotton, printed, weighing more than 100 g/m2	25,771.20	387,009	17,752,103	412,859
	GERMANY	1,204.47	28,623	1,312,937	29,668
	HONG KONG, CHINA	4,910.83	90,426	4,147,841	97,546
	INDONESIA	211.19	9,669	443,517	11,059
	ITALY	5.22	2,080	95,410	2,426
	MALAYSIA	123.39	1,437	65,915	1,655
	NETHERLANDS	2,866.25	76,752	3,520,614	79,544
	PEOPLE'S REPUBLIC OF CHINA	14,961.36	166,387	7,632,172	172,623
	REPUBLIC OF KOREA	1,475.23	11,367	521,404	18,059
	UK OF GREAT BRITAIN AND N. IRELAND	12.46	217	9,954	226
	UNITED STATES OF AMERICA	0.80	51	2,339	53
520853	3-thread or 4-thread twill, including cross twill of cotton, containing 85% or more by weight of cotton, printed, weighing not more than 200 g/m2	56,799.49	408,105	18,719,776	421,612
	AUSTRALIA	10.95	400	18,348	489
	CAMBODIA (DEMOCRATIC KAMPUCHEA)	7.31	98	4,495	98
	DENMARK	65.63	2,579	118,299	2,651
	FRANCE	69.78	2,852	130,821	2,932
	HONG KONG, CHINA	9,907.87	90,056	4,130,869	92,595
	INDIA	431.38	7,660	351,364	7,709
	INDONESIA	266.34	2,604	119,445	2,711
	ITALY	7.51	1,908	87,520	2,011
	JAPAN	186.66	4,322	198,250	4,453
	PEOPLE'S REPUBLIC OF CHINA	27,770.95	191,875	8,801,306	197,686
	REPUBLIC OF KOREA	13,839.76	25,145	1,153,401	25,795
	TAIWAN (REP. OF CHINA)	788.64	27,708	1,270,966	29,576
	THAILAND	3,371.75	49,703	2,279,877	51,197
	TURKEY	54.78	977	44,815	1,463
	VIETNAM	20.18	218	10,000	246
520859	Other woven fabrics of cotton, containing 85% or more by weight of cotton, printed, weighing not more than 200 g/m2, n.e.s.	71,949.17	747,918	34,306,999	791,036
	HONG KONG, CHINA	7,230.18	89,229	4,092,934	92,607
	INDONESIA	1,288.98	40,318	1,849,387	45,380
	ITALY	357.29	55,975	2,567,573	57,502
	JAPAN	287.79	9,840	451,361	11,174
	PEOPLE'S REPUBLIC OF CHINA	45,850.64	460,607	21,128,043	483,872
	REPUBLIC OF KOREA	12,562.10	48,426	2,221,301	55,677
	TAIWAN (REP. OF CHINA)	1,330.07	2,769	127,014	3,366
	THAILAND	3,041.51	40,712	1,867,459	41,413
	UNITED STATES OF AMERICA	0.61	42	1,927	45

TABLE 8 - Continued

PSCC CODE	COMMODITY AND COUNTRY OF ORIGIN	GROSS WEIGHT (GK)	FOB VALUE		CIF
			DOLLARS	PESOS	DOLLARS
5209	Woven fabrics of cotton, containing 85% or more by weight of cotton, weighing more than 200 g/m2.	3,910,628.34	12,719,224	583,430,803	13,287,729
520911	Plain weave fabrics of cotton, containing 85% or more by weight of cotton, unbleached, weighing more than 200 g/m2	85,262.22	53,308	2,445,238	56,056
	ITALY	803.78	19,863	911,116	19,997
	PEOPLE'S REPUBLIC OF CHINA	0.87	308	14,128	328
	REPUBLIC OF KOREA	366.37	3,159	144,903	3,159
	TAIWAN (REP. OF CHINA)	84,091.20	29,978	1,375,091	32,572
520919	Other woven fabrics of cotton, containing 85% or more by weight of cotton, unbleached, weighing more than 200 g/m2, n.e.s.	370,448.91	619,956	28,437,382	654,502
	FRANCE	101.47	1,147	52,613	1,196
	HONG KONG, CHINA	3,096.71	74,796	3,430,893	78,539
	INDONESIA	1,443.89	19,574	897,859	22,199
	ITALY	13.34	371	17,018	440
	JAPAN	1,185.98	20,382	934,922	21,827
	PEOPLE'S REPUBLIC OF CHINA	30,811.95	163,035	7,478,415	166,260
	REPUBLIC OF KOREA	14,561.37	201,142	9,226,384	210,694
	TAIWAN (REP. OF CHINA)	316,435.23	86,484	3,967,021	96,750
	TURKEY	2,725.53	51,053	2,341,801	54,617
	UK OF GREAT BRITAIN AND N. IRELAND	73.44	1,972	90,456	1,980
520921	Plain weave fabrics of cotton, containing 85% or more by weight of cotton, bleached, weighing more than 200 g/m2	1,506.16	19,198	880,613	19,800
	PEOPLE'S REPUBLIC OF CHINA	15.89	87	3,991	87
	REPUBLIC OF KOREA	1,490.27	19,111	876,622	19,713
520922	3-thread or 4-thread twill, including cross twill of cotton, containing 85% or more by weight of cotton, bleached, weighing not more than 200 g/m2	389.52	6,086	279,165	6,300
	HONG KONG, CHINA	389.52	6,086	279,165	6,300
520929	Other woven fabrics of cotton, containing 85% or more by weight of cotton, bleached, weighing more than 200 g/m2, n.e.s.	22,175.82	238,662	10,947,425	248,994
	HONG KONG, CHINA	1,681.18	38,352	1,759,206	39,726
	INDIA	4,376.71	78,291	3,591,208	81,177
	INDONESIA	5,368.45	1,837	84,263	2,170
	JAPAN	21.76	94	4,312	106
	PEOPLE'S REPUBLIC OF CHINA	8,656.10	77,387	3,549,742	78,876
	REPUBLIC OF KOREA	1,143.50	19,690	903,180	22,548
	SWITZERLAND	111.59	6,330	290,357	6,998
	UNITED STATES OF AMERICA	816.53	16,681	765,157	17,393
520931	Plain weave fabrics of cotton, containing 85% or more by weight of cotton, dyed, weighing more than 200 g/m2	476,352.11	953,564	43,739,979	994,054
	BELGIUM	498.93	3,535	162,150	3,983
	BRUNEI DARUSSALAM	88.90	87	3,991	91
	HONG KONG, CHINA	2,399.59	27,331	1,253,673	28,555
	ITALY	29.28	784	35,962	1,134
	JAPAN	60,839.78	435,765	19,988,540	456,192
	MALAYSIA	7.82	459	21,054	490
	PAKISTAN, ISLAMIC REP. OF	189.92	4,585	210,314	5,365
	PEOPLE'S REPUBLIC OF CHINA	405,883.53	373,806	17,146,481	384,123
	REPUBLIC OF KOREA	2,397.25	56,861	2,608,214	61,596
	TAIWAN (REP. OF CHINA)	3,380.85	45,427	2,083,736	47,555
	THAILAND	636.26	4,924	225,864	4,970
520932	3-thread or 4-thread twill, including cross twill of cotton, containing 85% or more by weight of cotton, dyed, weighing not more than 200 g/m2	114,986.91	1,526,920	70,039,820	1,564,507
	GERMANY	8,171.64	158,335	7,262,826	159,873
	HONG KONG, CHINA	13,959.29	596,992	27,384,023	619,433
	INDIA	176.65	2,601	119,308	2,960
	JAPAN	826.13	34,141	1,566,048	34,263
	PEOPLE'S REPUBLIC OF CHINA	85,403.35	662,505	30,389,104	675,020

TABLE 8 - Continued

PSCC CODE	COMMODITY AND COUNTRY OF ORIGIN	GROSS WEIGHT (GK)	FOB VALUE		CIF
			DOLLARS	PESOS	DOLLARS
	REPUBLIC OF KOREA	2,036.71	12,210	560,073	12,554
	TAIWAN (REP. OF CHINA)	3,668.84	50,614	2,321,664	50,828
	THAILAND	744.30	9,522	436,774	9,576
520939	Other woven fabrics of cotton, containing 85% or more by weight of cotton, dyed, weighing more than 200 g/m2, n.e.s.	231,764.07	2,071,765	95,031,860	2,228,241
	BELGIUM	1,186.27	15,778	723,737	23,384
	HONG KONG, CHINA	31,520.17	330,907	15,178,704	350,373
	INDIA	321.67	5,135	235,542	5,646
	ITALY	396.49	13,638	625,575	14,013
	JAPAN	1,819.98	48,103	2,206,485	52,173
	PAKISTAN, ISLAMIC REP. OF	13,182.46	32,498	1,490,683	33,129
	PEOPLE'S REPUBLIC OF CHINA	166,669.18	1,392,979	63,895,947	1,503,490
	REPUBLIC OF KOREA	8,706.67	132,323	6,069,656	140,844
	TAIWAN (REP. OF CHINA)	1,460.62	15,214	697,866	16,149
	TURKEY	6,458.06	85,020	3,899,867	88,858
	UNITED STATES OF AMERICA	42.50	170	7,798	182
520941	Plain weave fabrics of cotton, containing 85% or more by weight of cotton, of yarns of different colors, weighing more than 200 g/m2	13,723.70	94,785	4,347,788	95,834
	PEOPLE'S REPUBLIC OF CHINA	13,723.70	94,785	4,347,788	95,834
520942	3-thread or 4-thread twill, including cross twill of cotton, containing 85% or more by weight of cotton, of yarns of different colors, weighing not more than 200 g/m2	953,866.45	4,707,313	215,924,448	4,868,642
	BAHRAIN	15,606.90	172,358	7,906,061	204,645
	HONG KONG, CHINA	83,851.68	364,040	16,698,515	372,463
	INDIA	31,570.71	246,653	11,313,973	258,240
	ITALY	58.88	926	42,476	992
	JAPAN	175.10	9,071	416,087	9,193
	PAKISTAN, ISLAMIC REP. OF	30,617.15	163,458	7,497,818	163,826
	PEOPLE'S REPUBLIC OF CHINA	639,706.71	2,620,617	120,207,702	2,712,078
	REPUBLIC OF KOREA	146.25	1,426	65,411	1,484
	TAIWAN (REP. OF CHINA)	148,696.75	1,082,757	49,666,064	1,097,077
	TURKEY	3,436.32	46,007	2,110,341	48,644
520943	Other woven fabrics of 3-thread or 4-thread twill, including cross twill, containing 85% or more by weight of cotton, weighing more than 200 g/m2	39,545.98	285,488	13,095,335	294,001
	JAPAN	11,164.77	20,664	947,858	23,126
	PEOPLE'S REPUBLIC OF CHINA	28,381.21	264,824	12,147,477	270,875
520949	Other woven fabrics of cotton, containing 85% or more by weight of cotton, of yarns of different, weighing more than 200 g/m2, n.e.s.	67,012.08	611,285	28,039,643	626,864
	FRANCE	20.02	383	17,568	431
	HONG KONG, CHINA	34,515.90	300,850	13,799,990	304,957
	ITALY	8.33	190	8,715	215
	PEOPLE'S REPUBLIC OF CHINA	32,467.83	309,862	14,213,370	321,261
520951	Plain weave fabrics of cotton, containing 85% or more by weight of cotton, printed, weighing more than 200 g/m2	10,857.88	147,845	6,781,649	149,979
	BELGIUM	660.46	9,467	434,251	9,531
	HONG KONG, CHINA	5.54	527	24,173	544
	JAPAN	495.18	28,345	1,300,185	28,407
	NETHERLANDS	18.36	614	28,164	637
	PEOPLE'S REPUBLIC OF CHINA	1,530.51	13,172	604,200	13,793
	THAILAND	8,147.83	95,720	4,390,676	97,067
520952	3-thread or 4-thread twill, including cross twill of cotton, containing 85% or more by weight of cotton, printed, weighing not more than 200 g/m2	38,740.19	199,613	9,156,248	201,239
	DEMOCRATIC PEOPLE'S REP. OF KOREA	395.50	4,683	214,809	4,814
	HONG KONG, CHINA	1,449.46	19,381	889,006	19,777
	JAPAN	2,240.09	124,079	5,691,504	124,661
	PEOPLE'S REPUBLIC OF CHINA	32,903.35	41,676	1,911,678	42,004

TABLE 8 - Continued

PSCC CODE	COMMODITY AND COUNTRY OF ORIGIN	GROSS WEIGHT (GK)	FOB VALUE		CIF
			DOLLARS	PESOS	DOLLARS
	REPUBLIC OF KOREA	23.30	508	23,302	529
	TAIWAN (REP. OF CHINA)	1,495.59	5,550	254,579	5,703
	TURKEY	232.90	3,736	171,370	3,751
520959	Other woven fabrics of cotton, containing 85% or more by weight of cotton, printed, weighing more than 200 g/m2, n.e.s.	1,483,996.34	1,183,436	54,284,210	1,278,716
	DEMOCRATIC PEOPLE'S REP. OF KOREA	135.73	1,672	76,695	1,787
	FRANCE	896.54	3,186	146,142	3,243
	GERMANY	253.36	796	36,513	2,429
	HONG KONG, CHINA	3,186.56	28,200	1,293,534	28,571
	INDIA	8,771.72	25,060	1,149,502	27,434
	ITALY	8,326.05	163,975	7,521,533	192,857
	JAPAN	9.66	308	14,128	349
	NETHERLANDS	2.56	41	1,881	48
	PEOPLE'S REPUBLIC OF CHINA	1,303,711.45	648,504	29,746,878	691,286
	REPUBLIC OF KOREA	704.61	8,074	370,354	9,468
	SINGAPORE	19.14	1,911	87,658	2,027
	TAIWAN (REP. OF CHINA)	153,897.21	226,598	10,394,050	236,371
	TURKEY	2,094.16	28,968	1,328,762	29,929
	UK OF GREAT BRITAIN AND N. IRELAND	1,155.98	26,788	1,228,766	28,344
	UNITED STATES OF AMERICA	831.61	19,355	887,814	24,573
5210	Woven fabrics of cotton, containing less than 85% by weight of cotton, mixed mainly or solely with man-made fibres, weighing not more than 200 g/m2.	1,613,231.18	9,664,493	443,310,291	10,397,575
521011	Plain weave fabrics of cotton, containing less than 85% by weight of cotton, mixed mainly or solely with man-made fibers, unbleached, weighing not more than 200 g/m2	27,700.13	76,170	3,493,918	79,600
	JAPAN	16.53	1,246	57,154	1,275
	PEOPLE'S REPUBLIC OF CHINA	26,683.66	69,439	3,185,167	72,684
	REPUBLIC OF KOREA	999.94	5,485	251,597	5,641
521012	3-thread or 4-thread twill, including cross twill of cotton, containing less than 85% by weight of cotton, mixed mainly or solely with man-made fibers, unbleached, weighing not more than 200 g/m2	14,604.29	136,924	6,280,704	141,349
	GERMANY	112.70	2,729	125,179	2,870
	ITALY	199.05	12,677	581,494	12,685
	PAKISTAN, ISLAMIC REP. OF	5,591.75	16,431	753,690	16,473
	PEOPLE'S REPUBLIC OF CHINA	8,699.97	105,055	4,818,873	109,286
	UK OF GREAT BRITAIN AND N. IRELAND	0.82	32	1,468	35
521019	Other woven fabrics of cotton, containing less than 85% by weight of cotton, mixed mainly or solely with man-made fibers, unbleached, weighing not more than 200 g/m2	24,476.13	96,437	4,423,565	100,647
	PEOPLE'S REPUBLIC OF CHINA	24,476.13	96,437	4,423,565	100,647
521021	Plain weave fabrics of cotton, containing less than 85% by weight of cotton, mixed mainly or solely with man-made fibers, bleached, weighing not more than 200 g/m2	2,047.56	10,220	468,792	10,275
	ITALY	557.98	1,172	53,760	1,205
	PEOPLE'S REPUBLIC OF CHINA	1,488.71	8,846	405,766	8,853
	SWITZERLAND	0.87	202	9,266	217
521022	3-thread or 4-thread twill, including cross twill of cotton, containing less than 85% by weight of cotton, mixed mainly or solely with man-made fibers, bleached, weighing not more than 200 g/m2	248,257.81	972,809	44,622,748	995,189
	HONG KONG, CHINA	926.51	11,136	510,808	11,449
	PAKISTAN, ISLAMIC REP. OF	7,723.40	26,245	1,203,858	26,300
	PEOPLE'S REPUBLIC OF CHINA	238,865.21	928,405	42,585,937	949,998
	TAIWAN (REP. OF CHINA)	742.69	7,023	322,145	7,442
521029	Other woven fabrics of cotton, containing less than 85% by weight of cotton, mixed mainly or solely with man-made fibers, bleached, weighing not more than 200 g/m2	99,680.41	124,664	5,718,338	133,204

TABLE 8 - Continued

PSCC CODE	COMMODITY AND COUNTRY OF ORIGIN	GROSS WEIGHT (GK)	FOB VALUE		CIF
			DOLLARS	PESOS	DOLLARS
	PAKISTAN, ISLAMIC REP. OF	9,141.24	31,063	1,424,860	33,539
	PEOPLE'S REPUBLIC OF CHINA	72,309.31	87,482	4,012,799	92,502
	REPUBLIC OF KOREA	18,229.86	6,119	280,679	7,163
521031	Plain weave fabrics of cotton, containing less than 85% by weight of cotton, mixed mainly or solely with man-made fibers, dyed, weighing not more than 200 g/m2	173,829.42	2,250,719	103,240,480	2,559,857
	GERMANY	10,390.51	57,577	2,641,057	59,845
	HONG KONG, CHINA	7,345.81	94,189	4,320,449	98,782
	ITALY	108.77	4,531	207,837	5,380
	JAPAN	203.94	268	12,293	1,572
	LUXEMBOURG	205.35	7,470	342,649	7,470
	NETHERLANDS	372.30	32,732	1,501,417	33,654
	PEOPLE'S REPUBLIC OF CHINA	97,637.16	1,195,114	54,819,879	1,420,818
	REPUBLIC OF KOREA	37,264.62	604,505	27,728,644	662,902
	SWITZERLAND	3.12	129	5,917	137
	TAIWAN (REP. OF CHINA)	4,373.68	68,252	3,130,719	71,381
	THAILAND	5,729.72	62,339	2,859,490	66,037
	TURKEY	4,278.34	71,955	3,300,576	76,908
	UK OF GREAT BRITAIN AND N. IRELAND	9.16	494	22,660	528
	VIETNAM	5,906.94	51,164	2,346,893	54,443
521032	3-thread or 4-thread twill, including cross twill of cotton, containing less than 85% by weight of cotton, mixed mainly or solely with man-made fibers, dyed, weighing not more than 200 g/m2	5.23	82	3,761	119
	PEOPLE'S REPUBLIC OF CHINA	5.23	82	3,761	119
521039	Other woven fabrics of cotton, containing less than 85% by weight of cotton, mixed mainly or solely with man-made fibers, dyed, weighing not more than 200 g/m2	459,708.02	4,647,133	213,163,989	4,985,842
	AUSTRALIA	11.69	558	25,595	636
	HONG KONG, CHINA	49,443.33	551,354	25,290,608	565,610
	INDIA	2,341.52	20,566	943,362	20,654
	INDONESIA	275.33	9,813	450,122	11,229
	ITALY	4.17	291	13,348	311
	JAPAN	3,849.20	157,675	7,232,552	173,657
	PEOPLE'S REPUBLIC OF CHINA	307,506.13	2,938,500	134,788,995	3,205,971
	REPUBLIC OF KOREA	47,343.06	406,046	18,625,330	426,058
	SINGAPORE	267.46	2,469	113,253	2,539
	SPAIN	65.07	1,733	79,493	1,781
	SWITZERLAND	26.76	889	40,778	1,155
	TAIWAN (REP. OF CHINA)	37,735.58	448,515	20,573,383	463,722
	THAILAND	7,130.31	77,391	3,549,925	79,466
	TURKEY	5.82	202	9,266	228
	UK OF GREAT BRITAIN AND N. IRELAND	364.64	11,710	537,138	12,044
	UNITED STATES OF AMERICA	81.33	1,494	68,530	1,782
	VIETNAM	3,256.62	17,927	822,311	18,999
521041	Plain weave fabrics of cotton, containing less than 85% by weight of cotton, mixed mainly or solely with man-made fibers, of yarns of different colors, weighing not more than 200 g/m2	37,009.35	313,585	14,384,144	325,054
	PEOPLE'S REPUBLIC OF CHINA	7,073.92	50,061	2,296,298	52,532
	THAILAND	29,935.43	263,524	12,087,846	272,522
521042	3-thread or 4-thread twill, including cross twill of cotton, containing less than 85% by weight of cotton, mixed mainly or solely with man-made fibers, of yarns of different colors, weighing not more than 200 g/m2	39,584.41	35,541	1,630,265	37,120
	ITALY	7.07	622	28,531	694
	PEOPLE'S REPUBLIC OF CHINA	22,727.99	8,907	408,564	9,700
	THAILAND	16,849.35	26,012	1,193,170	26,726
521049	Other woven fabrics of cotton, containing less than 85% by weight of cotton, mixed mainly or solely with man-made fibers, of yarns of different colors, weighing not more than 200 g/m2	1,651.10	564	25,871	615
	PEOPLE'S REPUBLIC OF CHINA	1,651.10	564	25,871	615

TABLE 8 - Continued

PSCC CODE	COMMODITY AND COUNTRY OF ORIGIN	GROSS WEIGHT (GK)	FOB VALUE		CIF
			DOLLARS	PESOS	DOLLARS
521051	Plain weave fabrics of cotton, containing less than 85% by weight of cotton, mixed mainly or solely with man-made fibers, printed, weighing not more than 200 g/m2	594.50	8,584	393,749	8,733
	HONG KONG, CHINA	158.04	3,442	157,885	3,585
	MALAYSIA	436.46	5,142	235,864	5,148
521052	3-thread or 4-thread twill, including cross twill of cotton, containing less than 85% by weight of cotton, mixed mainly or solely with man-made fibers, printed, weighing not more than 200 g/m2	271,281.54	455,544	20,895,803	470,012
	HONG KONG, CHINA	21,767.91	6,990	320,631	7,010
	JAPAN	3,865.07	69,677	3,196,084	70,696
	MALAYSIA	558.03	343	15,733	388
	PEOPLE'S REPUBLIC OF CHINA	223,904.79	128,343	5,887,093	133,174
	REPUBLIC OF KOREA	657.28	6,219	285,266	6,635
	TAIWAN (REP. OF CHINA)	4,597.00	58,401	2,678,854	58,504
	THAILAND	15,872.97	183,661	8,424,530	190,465
	UK OF GREAT BRITAIN AND N. IRELAND	58.49	1,910	87,612	3,140
521059	Other woven fabrics of cotton, containing less than 85% by weight of cotton, mixed mainly or solely with man-made fibers, printed, weighing not more than 200 g/m2	212,801.28	535,517	24,564,164	549,959
	JAPAN	2,571.42	46,343	2,125,753	46,673
	PEOPLE'S REPUBLIC OF CHINA	190,909.01	374,591	17,182,489	381,201
	TAIWAN (REP. OF CHINA)	10,920.26	23,867	1,094,779	24,926
	THAILAND	5,456.51	65,303	2,995,449	70,565
	VIETNAM	2,944.08	25,413	1,165,694	26,594
5211	Woven fabrics of cotton, containing less than 85% by weight of cotton, mixed mainly or solely with man-made fibres, weighing more than 200 g/m2.	6,649,419.78	8,759,969	401,819,779	9,126,129
521111	Plain weave fabrics of cotton, containing less than 85% by weight of cotton, mixed mainly or solely with man-made fibers, unbleached, weighing more than 200 g/m2	8,378.71	110,907	5,087,304	114,799
	HONG KONG, CHINA	194.06	6,917	317,283	7,379
	PEOPLE'S REPUBLIC OF CHINA	8,184.65	103,990	4,770,021	107,420
521119	Other woven fabrics of cotton, containing less than 85% by weight of cotton, mixed mainly or solely with man-made fibers, unbleached, weighing more than 200 g/m2	27,788.93	53,142	2,437,624	55,743
	PEOPLE'S REPUBLIC OF CHINA	27,179.16	46,377	2,127,313	48,654
	TAIWAN (REP. OF CHINA)	114.17	125	5,734	306
	TURKEY	269.48	1,787	81,970	1,831
	UK OF GREAT BRITAIN AND N. IRELAND	226.12	4,853	222,607	4,952
521122	3-thread or 4-thread twill, including cross twill of cotton, containing less than 85% by weight of cotton, mixed mainly or solely with man-made fibers, bleached, weighing more than 200 g/m2	1,183.35	588	26,972	621
	PEOPLE'S REPUBLIC OF CHINA	1,183.35	588	26,972	621
521129	Other woven fabrics of cotton, containing less than 85% by weight of cotton, mixed mainly or solely with man-made fibers, bleached, weighing more than 200 g/m2	44,056.82	13,734	629,979	15,789
	BELGIUM	32.30	403	18,486	727
	PEOPLE'S REPUBLIC OF CHINA	44,024.52	13,331	611,493	15,062
521131	Plain weave fabrics of cotton, containing less than 85% by weight of cotton, mixed mainly or solely with man-made fibers, dyed, weighing more than 200 g/m2	81,455.11	645,277	29,598,856	676,334
	BELGIUM	230.59	2,908	133,390	3,937
	GERMANY	354.77	10,244	469,892	11,045
	HONG KONG, CHINA	37,867.69	258,448	11,855,010	276,310
	INDIA	774.78	3,360	154,123	4,638
	PEOPLE'S REPUBLIC OF CHINA	17,646.96	239,811	11,000,131	243,785

TABLE 8 - Continued

PSCC CODE	COMMODITY AND COUNTRY OF ORIGIN	GROSS WEIGHT (GK)	FOB VALUE		CIF
			DOLLARS	PESOS	DOLLARS
	SINGAPORE	15.41	379	17,385	430
	VIETNAM	24,564.91	130,127	5,968,925	136,189
521132	3-thread or 4-thread twill, including cross twill of cotton, containing less than 85% by weight of cotton, mixed mainly or solely with man-made fibers, dyed, weighing more than 200 g/m2	27,869.01	266,802	12,238,208	300,033
	BELGIUM	21.05	231	10,596	407
	PEOPLE'S REPUBLIC OF CHINA	27,847.96	266,571	12,227,612	299,626
521139	Other woven fabrics of cotton, containing less than 85% by weight of cotton, mixed mainly or solely with man-made fibers, dyed, weighing more than 200 g/m2	270,573.38	2,442,233	112,025,227	2,563,513
	BELGIUM	13,418.76	135,353	6,208,642	161,832
	HONG KONG, CHINA	17,441.32	180,808	8,293,663	199,283
	INDONESIA	627.63	3,661	167,930	4,380
	JAPAN	5,546.84	44,377	2,035,573	50,863
	PEOPLE'S REPUBLIC OF CHINA	137,741.82	1,179,624	54,109,353	1,214,122
	REPUBLIC OF KOREA	76,170.68	719,903	33,021,951	738,621
	SINGAPORE	16.64	327	14,999	349
	SPAIN	736.11	6,860	314,668	7,496
	SWITZERLAND	0.37	31	1,422	35
	TAIWAN (REP. OF CHINA)	7,398.68	12,959	594,429	15,831
	TURKEY	11,283.97	152,618	7,000,588	164,205
	UNITED STATES OF AMERICA	35.01	3,907	179,214	4,577
	VIETNAM	155.55	1,805	82,795	1,919
521141	Plain weave fabrics of cotton, containing less than 85% by weight of cotton, mixed mainly or solely with man-made fibers, of yarns of different colors, weighing more than 200 g/m2	23,931.15	204,740	9,391,423	212,891
	BELGIUM	2,856.87	40,682	1,866,083	40,738
	PEOPLE'S REPUBLIC OF CHINA	10,306.31	58,107	2,665,368	59,116
	THAILAND	10,767.97	105,951	4,859,972	113,037
521142	3-thread or 4-thread twill, including cross twill of cotton, containing less than 85% by weight of cotton, mixed mainly or solely with man-made fibers, of yarns of different colors, weighing more than 200 g/m2	4,333,481.23	3,525,413	161,710,695	3,629,062
	HONG KONG, CHINA	326,521.98	358,479	16,443,432	366,541
	INDIA	6,284.20	45,690	2,095,800	45,779
	INDONESIA	48,742.83	23,446	1,075,468	24,462
	PEOPLE'S REPUBLIC OF CHINA	3,924,311.94	2,895,149	132,800,485	2,983,217
	REPUBLIC OF KOREA	2,062.52	4,439	203,617	4,621
	TAIWAN (REP. OF CHINA)	19,111.53	194,184	8,907,220	199,733
	THAILAND	6,446.23	4,026	184,673	4,709
521143	Other woven fabrics of 3-thread or 4-thread twill, including cross twill, containing less than 85% by weight of cotton, mixed mainly or solely with manmade fibers, weighing more than 200 g/m2	1,120,297.64	1,145,222	52,531,334	1,170,736
	BELGIUM	3.95	57	2,615	59
	ITALY	34.76	719	32,981	767
	PEOPLE'S REPUBLIC OF CHINA	1,120,026.13	1,144,155	52,482,390	1,169,608
	TAIWAN (REP. OF CHINA)	232.80	291	13,348	302
521149	Other woven fabrics of cotton, containing less than 85% by weight of cotton, mixed mainly or solely with man-made fibers, of yarns of different colors, weighing more than 200 g/m2	40,245.63	53,319	2,445,743	58,276
	BELGIUM	432.87	5,440	249,533	5,667
	GERMANY	107.90	8,969	411,408	9,942
	ITALY	180.70	2,657	121,877	2,986
	NEW ZEALAND	25.04	1,309	60,044	1,522
	PEOPLE'S REPUBLIC OF CHINA	39,246.43	27,112	1,243,627	29,996
	REPUBLIC OF KOREA	85.15	1,268	58,163	1,302
	SINGAPORE	139.69	2,149	98,575	2,154
	UK OF GREAT BRITAIN AND N. IRELAND	4.84	524	24,036	559
	UNITED STATES OF AMERICA	23.01	3,891	178,480	4,148

TABLE 8 - Continued

PSCC CODE	COMMODITY AND COUNTRY OF ORIGIN	GROSS WEIGHT (GK)	FOB VALUE		CIF
			DOLLARS	PESOS	DOLLARS
521151	Plain weave fabrics of cotton, containing less than 85% by weight of cotton, mixed mainly or solely with man-made fibers, printed, weighing more than 200 g/m2	233.28	2,174	99,721	2,236
	INDIA	233.28	2,174	99,721	2,236
521152	3-thread or 4-thread twill, including cross twill of cotton, containing less than 85% by weight of cotton, mixed mainly or solely with man-made fibers, printed, weighing more than 200 g/m2	11,772.07	47,141	2,162,357	48,979
	JAPAN	9,103.25	9,114	418,059	9,762
	PEOPLE'S REPUBLIC OF CHINA	2,668.82	38,027	1,744,298	39,217
521159	Other woven fabrics of cotton, containing less than 85% by weight of cotton, mixed mainly or solely with man-made fibers, printed, weighing more than 200 g/m2	658,153.47	249,277	11,434,336	277,117
	GERMANY	375.64	11,424	524,019	12,205
	HONG KONG, CHINA	43,847.64	14,546	667,225	16,927
	INDIA	83.44	186	8,532	216
	JAPAN	4.18	56	2,569	60
	PEOPLE'S REPUBLIC OF CHINA	513,164.12	181,669	8,333,157	200,769
	SINGAPORE	245.56	1,401	64,264	1,625
	TAIWAN (REP. OF CHINA)	100,207.29	36,382	1,668,842	41,128
	UK OF GREAT BRITAIN AND N. IRELAND	64.98	1,944	89,171	2,474
	UNITED STATES OF AMERICA	160.62	1,669	76,557	1,713
5212	Other woven fabrics of cotton.	1,872,698.29	1,877,947	86,141,427	1,949,652
521211	Other woven fabrics of cotton, unbleached, weighing not more than 200 g/m2	22,965.38	39,863	1,828,515	42,045
	HONG KONG, CHINA	97.13	6,485	297,467	6,569
	INDIA	156.98	3,363	154,261	3,458
	PEOPLE'S REPUBLIC OF CHINA	21,658.03	13,484	618,511	13,930
	REPUBLIC OF KOREA	679.60	9,551	438,104	10,205
	TAIWAN (REP. OF CHINA)	367.13	6,914	317,145	7,817
	VIETNAM	6.51	66	3,027	66
521212	Other woven fabrics of cotton, bleached, weighing not more than 200 g/m2	11,090.08	21,411	982,122	23,034
	HONG KONG, CHINA	10,907.53	16,689	765,524	17,730
	SINGAPORE	165.46	3,887	178,297	4,435
	SWITZERLAND	17.09	835	38,301	869
521213	Other woven fabrics of cotton, dyed, weighing not more than 200 g/m2	30,357.36	186,498	8,554,664	200,439
	GERMANY	1,721.45	24,332	1,116,109	25,697
	HONG KONG, CHINA	461.26	6,088	279,257	6,130
	INDIA	74.83	2,198	100,822	2,759
	PEOPLE'S REPUBLIC OF CHINA	11,141.69	121,650	5,580,086	130,833
	REPUBLIC OF KOREA	16,932.25	31,494	1,444,630	34,157
	SWITZERLAND	25.88	736	33,760	863
521214	Other woven fabrics of cotton, of yarns of different of colors, weighing not more than 200 g/m2	21,606.06	22,937	1,052,120	24,020
	INDIA	109.86	15,736	721,810	16,410
	ITALY	7.35	2,062	94,584	2,119
	PEOPLE'S REPUBLIC OF CHINA	21,488.85	5,139	235,726	5,491
521215	Other woven fabrics of cotton, printed, weighing not more than 200 g/m2	32,515.77	32,574	1,494,169	36,944
	BELGIUM	104.76	11,054	507,047	12,853
	GERMANY	18.19	838	38,439	872
	INDONESIA	8,552.67	4,459	204,534	5,284
	PEOPLE'S REPUBLIC OF CHINA	23,840.15	16,223	744,149	17,935
521221	Other woven fabrics of cotton, unbleached, weighing more than 200 g/m2	201,506.16	576,893	26,462,081	581,876

TABLE 8 - Continued

PSCC CODE	COMMODITY AND COUNTRY OF ORIGIN	GROSS WEIGHT (GK)	FOB VALUE		CIF
			DOLLARS	PESOS	DOLLARS
	HONG KONG, CHINA	1,628.05	10,759	493,515	11,612
	PEOPLE'S REPUBLIC OF CHINA	71,526.69	259,286	11,893,449	263,073
	TAIWAN (REP. OF CHINA)	4,998.97	20,674	948,316	20,701
	VIETNAM	123,352.45	286,174	13,126,801	286,490
521222	Other woven fabrics of cotton, bleached, weighing more than 200 g/m2	18,751.00	147,989	6,788,255	151,587
	DEMOCRATIC PEOPLE'S REP. OF KOREA	3,364.42	27,215	1,248,352	27,589
	PEOPLE'S REPUBLIC OF CHINA	3,019.73	19,759	906,345	20,148
	REPUBLIC OF KOREA	12,366.85	101,015	4,633,558	103,850
521223	Other woven fabrics of cotton, dyed, weighing more than 200 g/m2	34,623.38	117,313	5,381,147	121,604
	BELGIUM	3,501.77	34,261	1,571,552	36,042
	PEOPLE'S REPUBLIC OF CHINA	31,121.61	83,052	3,809,595	85,562
521224	Other woven fabrics of cotton, of yarns of different of colors, weighing more than 200 g/m2	8,407.20	27,391	1,256,425	27,731
	PEOPLE'S REPUBLIC OF CHINA	8,393.28	26,667	1,223,215	26,878
	UK OF GREAT BRITAIN AND N. IRELAND	13.92	724	33,210	853
521225	Other woven fabrics of cotton, printed, weighing more than 200 g/m2	1,490,875.90	705,078	32,341,929	740,372
	HONG KONG, CHINA	1,811.31	45,343	2,079,883	46,542
	JAPAN	7.50	883	40,503	943
	PAKISTAN, ISLAMIC REP. OF	253.70	1,211	55,549	1,215
	PEOPLE'S REPUBLIC OF CHINA	1,485,468.48	636,273	29,185,843	666,730
	REPUBLIC OF KOREA	652.11	377	17,293	388
	THAILAND	310.28	3,641	167,013	4,053
	UNITED STATES OF AMERICA	2,372.52	17,350	795,845	20,501
53	Other vegetable textile fibres; paper yarn and woven fabrics of paper yarn	2,751,101.10	10,899,352	499,953,275	11,508,298
5302	True hemp (Cannabis sativa L.), raw or processed but not spun; tow and waste of true hemp (including yarn waste and garnetted stock).	2.50	120	5,504	128
530290	True hemp, processed, not spun; tow and waste of true hemp (including yarn waste and garnetted stock)	2.50	120	5,504	128
	TAIWAN (REP. OF CHINA)	2.50	120	5,504	128
5303	Jute and other textile bast fibres (excluding flax, true hemp and ramie), raw or processed but not spun; tow and waste of these fibres (including yarn waste and garnetted stock).	143,638.78	130,057	5,965,715	131,014
530310	Jute and other textile bast fibers (excluding flax, true hemp and ramie), raw or retted	12,080.82	17,457	800,753	18,377
	INDIA	12,080.82	17,457	800,753	18,377
530390	Jute and other textile bast fibers, processed but not spun, tow and waste of these fibers (including yarn waste and garnetted stock)	131,557.96	112,600	5,164,962	112,637
	BANGLADESH	130,474.12	112,208	5,146,981	112,210
	PEOPLE'S REPUBLIC OF CHINA	1,083.84	392	17,981	427
5304	Sisal and other textile fibres of the genus Agave, raw or processed but not spun; tow and waste of these fibres (including yarn waste and garnetted stock).	1,154,377.93	2,680,401	122,949,993	2,766,541
530410	Sisal and other textile fibers of the genus Agave, raw	1,154,377.93	2,680,401	122,949,993	2,766,541
	BRAZIL	43,408.20	73,056	3,351,079	73,058
	KENYA	505,843.58	1,323,665	60,716,513	1,381,682
	PEOPLE'S REPUBLIC OF CHINA	3,551.37	6,031	276,642	6,201
	TANZANIA, UNITED REP. OF	552,846.31	1,170,690	53,699,550	1,198,641

TABLE 8 - Continued

PSCC CODE	COMMODITY AND COUNTRY OF ORIGIN	GROSS WEIGHT (GK)	FOB VALUE		CIF
			DOLLARS	PESOS	DOLLARS
	THAILAND	48,728.47	106,959	4,906,209	106,959
5305	Coconut, abaca (Manila hemp or <i>Musa textilis</i> Nee), ramie and other vegetable textile fibres, not elsewhere specified or included, raw or processed but not spun; tow, noils and waste of these fibres (including yarn waste and garnetted stock).	1,062,966.60	2,015,873	92,468,093	2,165,989
530511	Coconut fibers (coir), raw	746,233.82	1,500,217	68,814,953	1,614,985
	COSTA RICA	20,909.96	39,775	1,824,479	42,483
	ECUADOR	707,123.86	1,460,026	66,971,392	1,572,076
	TAIWAN (REP. OF CHINA)	18,200.00	416	19,082	426
530519	Coconut fibers (coir), processed but not spun	173,121.66	208,143	9,547,519	212,207
	BANGLADESH	126,828.79	114,844	5,267,894	116,144
	ECUADOR	42,127.40	89,938	4,125,456	92,475
	HONG KONG, CHINA	2,165.97	2,795	128,207	2,985
	PEOPLE'S REPUBLIC OF CHINA	1,999.50	566	25,962	603
530521	Abaca fiber, raw	143,611.12	307,513	14,105,621	338,797
	COSTA RICA	16,315.29	30,738	1,409,952	33,485
	ECUADOR	127,259.13	276,151	12,667,046	304,662
	UNITED STATES OF AMERICA	36.70	624	28,623	650
5306	Flax yarn.	134.80	2,856	131,005	3,308
530620	Flax yarn, multiple (folded) or cabled	134.80	2,856	131,005	3,308
	ITALY	134.80	2,856	131,005	3,308
5307	Yarn of jute or of other textile bast fibres of heading 53.03.	16,928.92	47,109	2,160,890	58,786
530720	Yarn of jute or of other textile bast fibers of heading No. 53.03, multiple (folded) or cabled	16,928.92	47,109	2,160,890	58,786
	INDIA	16,923.78	47,001	2,155,936	58,667
	JAPAN	5.13	53	2,431	60
	SINGAPORE	0.01	55	2,523	59
5308	Yarn of other vegetable textile fibres; paper yarn.	1,384.11	17,586	806,670	18,813
530890	Yarn of other vegetable textile fibers, n.e.s.	1,384.11	17,586	806,670	18,813
	PEOPLE'S REPUBLIC OF CHINA	1,384.11	17,586	806,670	18,813
5309	Woven fabrics of flax.	302,231.24	5,550,610	254,606,480	5,886,504
530911	Woven fabrics of flax, unbleached or bleached, containing 85% or more by weight of flax	26,110.08	706,325	32,399,127	762,066
	HONG KONG, CHINA	1,084.61	28,060	1,287,112	28,686
	INDONESIA	1,449.88	56,598	2,596,150	58,916
	ITALY	1,418.74	45,729	2,097,589	47,779
	PEOPLE'S REPUBLIC OF CHINA	14,436.45	393,782	18,062,780	437,063
	SWITZERLAND	1.01	84	3,853	94
	UK OF GREAT BRITAIN AND N. IRELAND	7,555.59	177,234	8,129,724	184,492
	UNITED STATES OF AMERICA	163.80	4,838	221,919	5,036
530919	Woven fabrics of flax, other than unbleached or bleached, containing 85% or more by weight of flax	158,312.82	2,568,383	117,811,729	2,663,160
	AUSTRALIA	31.72	1,343	61,603	1,532
	GERMANY	108.68	1,365	62,613	1,564
	HONG KONG, CHINA	23,696.14	417,777	19,163,431	428,018
	INDIA	11,073.65	233,561	10,713,443	266,944
	ITALY	852.61	33,948	1,557,195	38,783
	JAPAN	4,675.12	60,080	2,755,870	64,958
	PEOPLE'S REPUBLIC OF CHINA	76,109.80	994,747	45,629,045	1,034,144
	REPUBLIC OF KOREA	41,686.37	819,378	37,584,869	820,900
	SWITZERLAND	0.89	4,016	184,214	4,130
	UNITED STATES OF AMERICA	77.84	2,168	99,446	2,187

TABLE 8 - Continued

PSCC CODE	COMMODITY AND COUNTRY OF ORIGIN	GROSS WEIGHT (GK)	FOB VALUE		CIF
			DOLLARS	PESOS	DOLLARS
530921	Woven fabrics of flax, unbleached or bleached, containing less than 85% by weight of flax	22,899.44	104,752	4,804,974	117,865
	HONG KONG, CHINA	15,116.51	40,671	1,865,579	41,904
	PEOPLE'S REPUBLIC OF CHINA	7,782.93	64,081	2,939,395	75,961
530929	Woven fabrics of flax, other than unbleached or bleached, containing less than 85% by weight of flax	94,908.90	2,171,150	99,590,650	2,343,413
	BELGIUM	2,307.22	34,607	1,587,423	40,265
	HONG KONG, CHINA	14,015.84	293,092	13,444,130	310,068
	INDIA	5,551.02	114,491	5,251,702	122,324
	PEOPLE'S REPUBLIC OF CHINA	58,282.71	1,470,526	67,453,028	1,598,996
	REPUBLIC OF KOREA	11,677.44	123,813	5,679,302	127,540
	SINGAPORE	10.99	354	16,238	409
	TURKEY	241.53	4,684	214,855	5,004
	UK OF GREAT BRITAIN AND N. IRELAND	167.10	4,009	183,893	4,491
	UNITED STATES OF AMERICA	2,655.05	125,574	5,760,079	134,316
5310	Woven fabrics of jute or of other textile bast fibers of heading 53.03.	38,505.61	23,650	1,084,825	25,450
531010	Woven fabrics of jute or of other textile bast fibers of heading No. 53.03, unbleached	19,823.63	11,816	542,000	12,300
	BANGLADESH	19,823.63	11,816	542,000	12,300
531090	Woven fabrics of jute or of other textile bast fibers of heading No. 53.03, n.e.s., other than unbleached	18,681.98	11,834	542,825	13,150
	BANGLADESH	18,426.44	10,516	482,369	11,652
	HONG KONG, CHINA	8.67	52	2,385	55
	INDIA	127.50	697	31,971	743
	PEOPLE'S REPUBLIC OF CHINA	4.44	48	2,202	50
	UK OF GREAT BRITAIN AND N. IRELAND	114.93	521	23,898	650
5311	Woven fabrics of other vegetable textile fibres; woven fabrics of paper yarn.	30,930.61	431,090	19,774,100	451,765
531100	Woven fabrics of other vegetable textile fibers, woven fabrics of paper yarn	30,930.61	431,090	19,774,100	451,765
	HONG KONG, CHINA	14.32	187	8,578	222
	INDIA	12,427.41	27,588	1,265,462	28,596
	ITALY	4,186.08	133,334	6,116,031	139,250
	JAPAN	4,139.39	124,167	5,695,540	133,857
	PEOPLE'S REPUBLIC OF CHINA	8,589.28	131,300	6,022,731	134,108
	ROMANIA	16.63	860	39,448	1,021
	SPAIN	160.77	1,247	57,200	1,332
	SWITZERLAND	34.88	440	20,183	483
	TAIWAN (REP. OF CHINA)	875.28	8,094	371,272	8,371
	THAILAND	77.16	3,450	158,252	4,046
	UNITED STATES OF AMERICA	409.41	423	19,403	479
54	Man-made filaments	37,895,082.23	108,004,316	4,954,157,983	114,657,988
5401	Sewing thread of man-made filaments, whether or not put up for retail sale.	3,656,690.66	7,645,011	350,676,656	8,306,439
540110	Sewing thread of man-made synthetic filaments, whether or not put up for retail sale	3,608,333.67	7,542,617	345,979,841	8,195,731
	GERMANY	145.72	3,812	174,856	4,422
	HONG KONG, CHINA	22,064.36	270,073	12,388,248	281,686
	INDIA	90,883.67	31,983	1,467,060	34,387
	INDONESIA	5,815.77	91,640	4,203,527	103,910
	ISRAEL	24.15	1,259	57,750	1,345
	ITALY	4.27	99	4,541	105
	JAPAN	50,393.07	210,913	9,674,579	223,636
	PEOPLE'S REPUBLIC OF CHINA	555,155.59	509,967	23,392,186	562,571
	REPUBLIC OF KOREA	1,808,563.98	4,082,754	187,275,926	4,441,422
	SINGAPORE	103.53	656	30,091	679
	TAIWAN (REP. OF CHINA)	11,645.47	149,499	6,857,520	157,119
	THAILAND	1,044,821.87	2,063,966	94,674,121	2,249,694

TABLE 8 - Continued

PSCC CODE	COMMODITY AND COUNTRY OF ORIGIN	GROSS WEIGHT (GK)	FOB VALUE		CIF
			DOLLARS	PESOS	DOLLARS
	UK OF GREAT BRITAIN AND N. IRELAND	1,362.52	48,515	2,225,383	50,329
	UNITED ARAB EMIRATES, N.E.S.	1,181.08	15,380	705,481	15,842
	UNITED STATES OF AMERICA	3,177.24	56,807	2,605,737	62,929
	VIETNAM	12,991.38	5,294	242,835	5,655
540120	Sewing thread of man-made artificial filaments, whether or not put up for retail sale	48,356.99	102,394	4,696,815	110,708
	HONG KONG, CHINA	3,204.24	8,418	386,134	10,083
	INDIA	8,242.69	18,410	844,467	18,950
	ISRAEL	1,278.46	19,144	878,135	19,684
	ITALY	2,939.10	4,078	187,058	4,354
	JAPAN	3,204.34	23,292	1,068,404	24,283
	MALAYSIA	11.91	309	14,174	342
	PEOPLE'S REPUBLIC OF CHINA	25,591.60	10,457	479,663	11,083
	PORTUGAL	2,392.33	1,960	89,905	2,080
	REPUBLIC OF KOREA	606.33	6,819	312,788	9,853
	TAIWAN (REP. OF CHINA)	600.99	642	29,449	710
	UNITED STATES OF AMERICA	61.75	6,909	316,916	7,306
	VIETNAM	223.25	1,956	89,722	1,980
5402	Synthetic filament yarn (other than sewing thread), not put up for retail sale, including synthetic monofilament of less than 67 decitex.	15,577,739.86	41,759,029	1,915,486,668	43,977,525
540210	High tenacity yarn of nylon or other polyamides, not put up for retail sale	4,393,477.60	11,252,529	516,153,507	11,833,747
	FRANCE	2.50	125	5,734	133
	HONG KONG, CHINA	4.06	30	1,376	33
	INDONESIA	19,347.36	8,479	388,932	9,162
	ITALY	1,405.49	14,656	672,271	15,333
	JAPAN	710,580.02	2,428,149	111,379,195	2,792,476
	NETHERLANDS	10.12	2,270	104,125	2,421
	PEOPLE'S REPUBLIC OF CHINA	1,620,431.99	4,248,203	194,865,072	4,351,030
	REPUBLIC OF KOREA	62,333.74	188,414	8,642,550	198,423
	SINGAPORE	65,591.16	127,908	5,867,140	133,100
	TAIWAN (REP. OF CHINA)	425,730.89	870,898	39,948,091	897,356
	THAILAND	1,466,240.91	3,334,226	152,940,947	3,400,970
	UNITED STATES OF AMERICA	6.82	530	24,311	552
	VIETNAM	21,792.54	28,641	1,313,763	32,758
540220	High tenacity yarn of polyesters, not put up for retail sale	2,520,026.03	4,684,483	214,877,237	4,907,568
	AUSTRALIA	49.29	511	23,440	511
	HONG KONG, CHINA	779.52	9,715	445,627	10,022
	INDIA	3,902.00	14,133	648,281	15,100
	INDONESIA	57,776.28	25,663	1,177,162	27,730
	JAPAN	120,664.41	375,694	17,233,084	420,161
	NETHERLANDS	192.01	1,688	77,429	1,958
	PEOPLE'S REPUBLIC OF CHINA	1,005,658.34	1,884,246	86,430,364	1,947,386
	PORTUGAL	3.48	47	2,156	76
	REPUBLIC OF KOREA	94,698.10	411,365	18,869,313	450,763
	SINGAPORE	25,282.36	47,736	2,189,650	54,755
	TAIWAN (REP. OF CHINA)	751,241.24	1,165,847	53,477,402	1,218,677
	THAILAND	459,183.69	728,520	33,417,212	740,554
	UK OF GREAT BRITAIN AND N. IRELAND	208.39	10,668	489,341	10,988
	UNITED STATES OF AMERICA	386.92	8,650	396,776	8,887
540231	Synthetic filament yarn, textured, of nylon or other polyamides, measuring per single yarn not more than 50 tex, not put up for retail sale	1,022,181.33	2,312,549	106,076,623	2,420,431
	HONG KONG, CHINA	18,364.08	7,864	360,722	8,202
	INDONESIA	127,026.10	375,885	17,241,845	386,492
	JAPAN	65,718.61	195,272	8,957,127	232,398
	MALAYSIA	46,893.35	185,478	8,507,876	187,554
	PEOPLE'S REPUBLIC OF CHINA	540,652.54	827,808	37,971,553	862,310
	REPUBLIC OF KOREA	12,710.55	75,412	3,459,148	84,774
	TAIWAN (REP. OF CHINA)	106,093.32	326,329	14,968,711	334,165
	THAILAND	86,198.79	275,484	12,636,451	280,306
	VIETNAM	18,523.99	43,017	1,973,190	44,230

TABLE 8 - Continued

PSCC CODE	COMMODITY AND COUNTRY OF ORIGIN	GROSS WEIGHT (GK)	FOB VALUE		CIF
			DOLLARS	PESOS	DOLLARS
540232	Synthetic filament yarn, textured, of nylon or other polyamides measuring per single yarn more than 50 tex, not put up for retail sale	2,299,208.49	10,554,215	484,121,843	11,050,210
	CANADA	11,895.45	53,618	2,459,458	55,131
	INDONESIA	13,681.38	43,156	1,979,566	45,262
	JAPAN	330,727.20	1,110,273	50,928,223	1,269,664
	PEOPLE'S REPUBLIC OF CHINA	1,862,252.16	9,037,076	414,530,676	9,339,401
	REPUBLIC OF KOREA	60,939.14	206,695	9,481,100	233,646
	TAIWAN (REP. OF CHINA)	19,713.16	103,397	4,742,820	107,106
540233	Synthetic filament yarn, textured, of polyesters, not put up for retail sale	2,788,339.51	4,342,462	199,188,732	4,724,815
	AUSTRALIA	41.17	342	15,688	526
	HONG KONG, CHINA	1,834.86	35,607	1,633,293	37,344
	INDIA	467,424.45	777,570	35,667,136	818,862
	INDONESIA	57,846.48	48,362	2,218,365	50,672
	JAPAN	17,113.47	70,528	3,235,119	74,686
	MALAYSIA	140,132.10	200,811	9,211,201	204,863
	PEOPLE'S REPUBLIC OF CHINA	725,088.40	899,802	41,273,918	941,575
	REPUBLIC OF KOREA	497,427.40	1,030,693	47,277,888	1,192,148
	TAIWAN (REP. OF CHINA)	454,641.27	489,805	22,467,355	519,130
	THAILAND	304,210.68	614,444	28,184,546	689,561
	TURKEY	31,116.83	123,960	5,686,045	135,887
	UNITED STATES OF AMERICA	1,319.45	7,772	356,502	12,055
	VIETNAM	90,142.95	42,766	1,961,676	47,506
540239	Other synthetic filament yarn, textured, not put up for retail sale	262,854.37	1,594,992	73,162,284	1,641,823
	HONG KONG, CHINA	131.70	303	13,899	339
	JAPAN	20,257.66	93,225	4,276,231	97,249
	PEOPLE'S REPUBLIC OF CHINA	134,049.41	664,347	30,473,597	689,590
	TAIWAN (REP. OF CHINA)	101,838.41	790,603	36,264,960	799,642
	TURKEY	5,234.92	20,761	952,307	27,965
	UK OF GREAT BRITAIN AND N. IRELAND	1,342.27	25,753	1,181,290	27,038
540241	Yarn, non-textured, single, untwisted or with a twist not exceeding 50 turns per meter, of nylon or other polyamides, not put up for retail sale	269,087.70	1,347,512	61,810,376	1,399,895
	HONG KONG, CHINA	127.72	6,593	302,421	6,600
	INDONESIA	69,638.72	217,054	9,956,267	223,165
	MALAYSIA	7,791.84	30,957	1,419,998	32,171
	PEOPLE'S REPUBLIC OF CHINA	52,257.86	270,531	12,409,257	276,272
	REPUBLIC OF KOREA	13,436.60	110,061	5,048,498	125,007
	SINGAPORE	75,484.04	361,948	16,602,555	374,995
	TAIWAN (REP. OF CHINA)	3,882.87	4,036	185,131	4,052
	THAILAND	37,505.03	274,869	12,608,241	286,056
	UK OF GREAT BRITAIN AND N. IRELAND	8,963.02	71,463	3,278,008	71,577
540243	Yarn, non-textured, single, untwisted or with a twist not exceeding 50 turns per meter, of polyesters, n.e.s., not put up for retail sale	124,077.00	423,368	19,419,891	447,621
	FRANCE	2,974.02	109,850	5,038,820	110,620
	HONG KONG, CHINA	1,124.93	6,176	283,293	6,852
	INDONESIA	8,105.07	15,462	709,242	15,898
	JAPAN	1,139.12	90,925	4,170,730	96,880
	PEOPLE'S REPUBLIC OF CHINA	86,741.52	130,011	5,963,605	135,892
	REPUBLIC OF KOREA	3,162.91	30,220	1,386,191	35,330
	TAIWAN (REP. OF CHINA)	7,625.15	14,243	653,326	15,232
	THAILAND	13,201.78	26,326	1,207,574	30,751
	UNITED STATES OF AMERICA	2.50	155	7,110	166
540249	Other yarn, non-textured, single, untwisted or with a twist not exceeding 50 turns per meter, n.e.s., not put up for retail sale	85,403.05	592,184	27,163,480	637,374
	FRANCE	1,036.58	63,321	2,904,534	64,198
	HONG KONG, CHINA	4.99	69	3,165	71
	INDONESIA	21,614.78	67,829	3,111,316	70,908
	JAPAN	418.20	2,063	94,630	2,147
	PEOPLE'S REPUBLIC OF CHINA	10.75	105	4,816	153
	REPUBLIC OF KOREA	20,335.56	140,152	6,428,772	167,134

TABLE 8 - Continued

PSCC CODE	COMMODITY AND COUNTRY OF ORIGIN	GROSS WEIGHT (GK)	FOB VALUE		CIF
			DOLLARS	PESOS	DOLLARS
	SINGAPORE	11,324.62	116,017	5,321,700	121,502
	TAIWAN (REP. OF CHINA)	1,080.41	388	17,798	446
	THAILAND	26,727.97	186,077	8,535,352	194,195
	VIETNAM	2,849.19	16,163	741,397	16,620
540251	Yarn, non-textured, single, with a twist exceeding 50 turns per meter, of nylon or other polyamides, not put up for retail sale	104,712.85	247,305	11,343,880	249,886
	JAPAN	2.97	189	8,669	197
	PEOPLE'S REPUBLIC OF CHINA	118.56	3,287	150,775	3,383
	REPUBLIC OF KOREA	1,238.03	6,977	320,035	7,288
	TAIWAN (REP. OF CHINA)	103,353.29	236,852	10,864,401	239,018
540252	Yarn, non-textured, single, with a twist exceeding 50 turns per meter, of polyesters, not put up for retail sale	94,417.02	88,633	4,065,596	99,767
	HONG KONG, CHINA	2.55	2,564	117,611	2,637
	JAPAN	7.62	2,098	96,235	2,217
	MALAYSIA	22,596.00	8,872	406,959	9,796
	PEOPLE'S REPUBLIC OF CHINA	20,881.37	44,261	2,030,252	51,888
	TAIWAN (REP. OF CHINA)	8,634.37	8,521	390,858	8,869
	THAILAND	42,295.11	22,317	1,023,681	24,360
540259	Other yarn, non-textured, single, with a twist exceeding 50 turns per meter, n.e.s., not put up for retail sale	10,730.59	3,021	138,573	3,639
	PEOPLE'S REPUBLIC OF CHINA	5,220.00	783	35,916	1,063
	TAIWAN (REP. OF CHINA)	5,510.59	2,238	102,657	2,576
540261	Yarn, non-textured, multiple (folded) or cabled, of nylon or other polyamides, not put up for retail sale	71,589.46	374,027	17,156,619	385,712
	HONG KONG, CHINA	7,340.59	23,256	1,066,753	24,277
	INDONESIA	7,897.30	19,217	881,484	20,480
	PEOPLE'S REPUBLIC OF CHINA	36,903.78	172,855	7,928,859	178,190
	REPUBLIC OF KOREA	11,929.08	107,869	4,947,951	111,054
	TAIWAN (REP. OF CHINA)	6,989.71	39,926	1,831,406	40,796
	THAILAND	529.00	10,904	500,166	10,915
540262	Yarn, non-textured, multiple (folded) or cabled, of polyesters, not put up for retail sale	343,231.19	1,561,050	71,605,364	1,625,697
	HONG KONG, CHINA	2,890.39	22,296	1,022,718	23,003
	INDIA	21,367.85	168,498	7,729,003	177,079
	INDONESIA	2,043.01	19,085	875,429	19,290
	JAPAN	14,953.00	45,514	2,087,727	52,292
	PEOPLE'S REPUBLIC OF CHINA	230,767.25	1,252,055	57,431,763	1,292,547
	TAIWAN (REP. OF CHINA)	71,209.69	53,602	2,458,724	61,486
540269	Other yarn, non-textured, multiple (folded) or cabled, n.e.s., not put up for retail sale	1,188,403.67	2,380,699	109,202,663	2,549,340
	AFGHANISTAN	1,794.37	8,226	377,327	9,424
	DEMOCRATIC PEOPLE'S REP. OF KOREA	169.32	83	3,807	94
	INDONESIA	18,988.93	13,706	628,694	14,412
	JAPAN	70,310.08	224,566	10,300,842	249,513
	MALAYSIA	221.16	4,083	187,287	4,119
	PEOPLE'S REPUBLIC OF CHINA	569,941.73	1,222,573	56,079,424	1,293,176
	REPUBLIC OF KOREA	14,229.25	28,831	1,322,478	29,644
	SPAIN	0.87	314	14,403	354
	TAIWAN (REP. OF CHINA)	498,562.66	848,306	38,911,796	917,571
	THAILAND	14,069.22	29,341	1,345,872	30,323
	UNITED STATES OF AMERICA	116.08	670	30,733	710
5403	Artificial filament yarn (other than sewing thread), not put up for retail sale, including artificial monofilament of less than 67 decitex.	1,107,271.95	1,219,442	55,935,805	1,277,360
540310	High tenacity yarn of viscose rayon, not put up for retail sale	70,490.86	393,903	18,068,330	414,394
	HONG KONG, CHINA	1,029.72	14,961	686,261	16,270
	PEOPLE'S REPUBLIC OF CHINA	44,516.28	319,600	14,660,052	334,508
	REPUBLIC OF KOREA	4,643.57	50,807	2,330,517	54,519
	TAIWAN (REP. OF CHINA)	20,301.29	8,535	391,500	9,097

TABLE 8 - Continued

PSCC CODE	COMMODITY AND COUNTRY OF ORIGIN	GROSS WEIGHT (GK)	FOB VALUE		CIF
			DOLLARS	PESOS	DOLLARS
540320	Textured artificial filament yarn, not put up for retail sale	490,250.78	261,749	12,006,427	269,292
	BELGIUM	845.76	13,024	597,411	13,257
	GERMANY	5,543.29	19,038	873,273	21,097
	HONG KONG, CHINA	79.20	1,597	73,254	1,639
	INDIA	34,133.13	15,073	691,399	15,138
	INDONESIA	105,600.93	45,609	2,092,085	46,949
	ITALY	19.19	15,960	732,085	17,074
	JAPAN	0.87	152	6,972	152
	PEOPLE'S REPUBLIC OF CHINA	295,497.79	107,551	4,933,364	109,078
	SWITZERLAND	0.87	73	3,349	79
	TAIWAN (REP. OF CHINA)	15.91	62	2,844	66
	THAILAND	12,937.71	17,519	803,597	17,714
	UNITED STATES OF AMERICA	3,510.87	11,893	545,532	12,781
	VIETNAM	32,065.26	14,198	651,262	14,268
540331	Filament yarn, single, of viscose rayon, untwisted or with a twist not exceeding 120 turns per meter, not put up for retail sale	41,516.20	173,036	7,937,162	174,662
	INDONESIA	20,428.48	63,946	2,933,203	65,319
	PEOPLE'S REPUBLIC OF CHINA	17,050.60	100,917	4,629,063	100,939
	TAIWAN (REP. OF CHINA)	4,037.12	8,173	374,896	8,404
540332	Filament yarn, single, of viscose rayon, with a twist exceeding 120 turns per meter, not put up for retail sale	284.99	14,150	649,061	14,539
	PEOPLE'S REPUBLIC OF CHINA	284.99	14,150	649,061	14,539
540339	Other artificial (regenerated) filament yarn, single, not put up for retail sale, n.e.s.	69,963.58	37,721	1,730,263	41,659
	PEOPLE'S REPUBLIC OF CHINA	69,779.56	35,772	1,640,862	39,379
	REPUBLIC OF KOREA	172.86	1,880	86,236	2,208
	SINGAPORE	11.16	69	3,165	72
540341	Filament yarn (other than sewing thread), multiple (folded) or cabled, of viscose rayon, not put up for retail sale (including monofilament of less than 67 decitex)	19,518.38	111,225	5,101,891	114,188
	PEOPLE'S REPUBLIC OF CHINA	19,518.38	111,225	5,101,891	114,188
540349	Filament yarn (other than sewing thread), multiple (folded) or cabled, not put up for retail sale (including monofilament of less than 67 decitex), n.e.s.	415,247.16	227,658	10,442,671	248,626
	BELGIUM	160.83	2,400	110,088	2,498
	GERMANY	14,955.05	45,472	2,085,801	47,334
	INDIA	34,239.25	14,990	687,591	16,906
	INDONESIA	23,301.67	13,758	631,079	15,966
	JAPAN	0.85	1,275	58,484	1,360
	PAKISTAN, ISLAMIC REP. OF	18,096.02	8,560	392,647	9,128
	PEOPLE'S REPUBLIC OF CHINA	52,952.97	22,329	1,024,231	24,665
	TAIWAN (REP. OF CHINA)	13,244.91	5,013	229,946	5,845
	VIETNAM	258,295.61	113,861	5,222,804	124,924
5404	Synthetic monofilament of 67 decitex or more and of which no cross-sectional dimension exceeds 1 mm; strip and the like (for example, artificial straw) of synthetic textile materials of an apparent width not exceeding 5 mm.	1,342,554.52	1,902,763	87,279,738	2,135,266
540410	Synthetic monofilament of 67 decitex or more and of which no cross-sectional dimension exceeds 1 mm	39,231.22	263,469	12,085,323	270,398
	FRANCE	1.56	28	1,284	34
	HONG KONG, CHINA	26.11	564	25,871	564
	INDONESIA	16,346.56	7,158	328,337	7,846
	ITALY	796.17	12,061	553,238	12,458
	JAPAN	695.96	15,086	691,995	16,112
	PEOPLE'S REPUBLIC OF CHINA	11,399.89	128,791	5,907,643	129,442
	REPUBLIC OF KOREA	398.24	82,134	3,767,487	85,111
	THAILAND	9,557.16	17,106	784,652	18,279
	UNITED STATES OF AMERICA	9.57	541	24,816	552

TABLE 8 - Continued

PSCC CODE	COMMODITY AND COUNTRY OF ORIGIN	GROSS WEIGHT (GK)	FOB VALUE		CIF
			DOLLARS	PESOS	DOLLARS
540490	Strip and the like (for example, artificial straw) of synthetic textile materials of an apparent width not exceeding 5 mm	1,303,323.30	1,639,294	75,194,415	1,864,868
	HONG KONG, CHINA	10.03	275	12,614	289
	INDIA	228,121.72	95,676	4,388,658	113,686
	INDONESIA	145,631.36	57,994	2,660,185	74,779
	ITALY	12,183.29	66,055	3,029,943	68,760
	JAPAN	4,320.87	3,685	169,031	3,789
	PAKISTAN, ISLAMIC REP. OF	20,209.14	7,357	337,466	7,781
	PEOPLE'S REPUBLIC OF CHINA	471,446.43	230,413	10,569,044	250,639
	REPUBLIC OF KOREA	53,626.65	1,014,700	46,544,289	1,165,922
	TAIWAN (REP. OF CHINA)	133,367.85	62,889	2,884,718	69,208
	THAILAND	106,343.98	43,821	2,010,069	48,054
	UK OF GREAT BRITAIN AND N. IRELAND	3.16	190	8,715	210
	VIETNAM	128,058.82	56,239	2,579,683	61,751
5405	Artificial monofilament of 67 decitex or more and of which no cross-sectional dimension exceeds 1 mm; strip and the like (for example, artificial straw) of artificial textile materials of an apparent width not exceeding 5 mm.	12,409.18	67,280	3,086,134	70,343
540500	Artificial monofilament of 67 decitex or more and of which no cross-sectional dimension exceeds 1 mm; strip and the like (for example, artificial straw) of artificial textile materials of an apparent width not exceeding 5 mm	12,409.18	67,280	3,086,134	70,343
	ITALY	12,409.18	67,280	3,086,134	70,343
5406	Man-made filament yarn (other than sewing thread), put up for retail sale.	54,477.85	202,574	9,292,069	212,953
540610	Synthetic filament yarn (other than sewing thread), put up for retail sale	31,384.34	194,640	8,928,137	201,655
	HONG KONG, CHINA	2,567.26	25,724	1,179,960	26,839
	INDONESIA	15,663.17	4,971	228,020	5,112
	JAPAN	4,073.47	157,347	7,217,507	162,657
	PEOPLE'S REPUBLIC OF CHINA	7,594.43	4,645	213,066	4,820
	REPUBLIC OF KOREA	1,448.55	522	23,944	576
	TAIWAN (REP. OF CHINA)	31.33	1,375	63,071	1,593
	UNITED STATES OF AMERICA	6.13	56	2,569	58
540620	Artificial filament yarn (other than sewing thread), put up for retail sale	23,093.51	7,934	363,932	11,298
	INDONESIA	16,629.26	5,344	245,129	7,398
	TAIWAN (REP. OF CHINA)	6,464.25	2,590	118,803	3,900
5407	Woven fabrics of synthetic filament yarn, including woven fabrics obtained from materials of heading 54.04.	9,924,989.03	43,620,090	2,000,853,526	46,472,797
540710	Woven fabrics obtained from high tenacity yarn of nylon or other polyamides or of polyesters	1,571,395.21	7,617,273	349,404,311	7,994,544
	GERMANY	937.35	54,531	2,501,337	57,458
	HONG KONG, CHINA	9,411.47	75,127	3,446,075	80,708
	INDIA	8,411.66	31,109	1,426,970	31,146
	INDONESIA	3,520.27	2,832	129,904	2,912
	JAPAN	8,394.10	168,828	7,744,141	191,465
	MACAU	155.48	637	29,219	663
	MALAYSIA	41,844.71	177,856	8,158,255	197,393
	OMAN	57.52	1,295	59,402	1,553
	PAKISTAN, ISLAMIC REP. OF	17,078.50	7,426	340,631	7,850
	PEOPLE'S REPUBLIC OF CHINA	1,189,382.99	4,854,776	222,688,575	5,076,112
	REPUBLIC OF KOREA	222,499.50	1,914,320	87,809,858	2,009,463
	SINGAPORE	1,109.53	7,006	321,365	7,191
	SRI LANKA (CEYLON)	4,600.80	11,935	547,458	12,271
	SWITZERLAND	0.50	38	1,743	40
	TAIWAN (REP. OF CHINA)	57,207.13	192,141	8,813,507	197,076
	THAILAND	1,047.74	882	40,457	907
	UK OF GREAT BRITAIN AND N. IRELAND	475.04	3,416	156,692	3,732
	UNITED STATES OF AMERICA	5,198.35	112,562	5,163,218	116,002
	VIETNAM	62.57	556	25,504	602

TABLE 8 - Continued

PSCC CODE	COMMODITY AND COUNTRY OF ORIGIN	GROSS WEIGHT (GK)	FOB VALUE		CIF
			DOLLARS	PESOS	DOLLARS
540720	Woven fabrics of synthetic filament yarn obtained from strip or the like	262,383.98	608,741	27,922,952	633,947
	BELGIUM	252.19	18,282	838,595	18,365
	HONG KONG, CHINA	18,501.97	86,092	3,949,041	90,014
	INDONESIA	117,121.30	180,967	8,300,956	188,461
	JAPAN	6,511.87	11,602	532,184	13,259
	NETHERLANDS	46.96	6,957	319,118	6,998
	PEOPLE'S REPUBLIC OF CHINA	41,007.79	147,500	6,765,825	153,916
	REPUBLIC OF KOREA	22,412.47	55,115	2,528,126	58,642
	UNITED STATES OF AMERICA	166.82	1,263	57,934	1,336
	VIETNAM	56,362.61	100,963	4,631,173	102,956
540730	Fabrics specified in Note 9 to Section XI, consisting of layers synthetic filament yarns	11,307.98	130,953	6,006,814	135,171
	HONG KONG, CHINA	2,366.71	29,093	1,334,496	30,808
	INDIA	633.44	6,806	312,191	8,054
	PEOPLE'S REPUBLIC OF CHINA	1,323.46	18,251	837,173	19,431
	REPUBLIC OF KOREA	6,984.37	76,803	3,522,954	76,878
540741	Other woven fabrics, containing 85% or more by weight of filaments of nylon or other polyamides, unbleached	389,364.79	1,339,232	61,430,571	1,468,552
	AUSTRALIA	1,395.07	10,072	462,003	10,761
	DENMARK	0.83	844	38,714	915
	HONG KONG, CHINA	27,293.81	154,255	7,075,677	162,250
	JAPAN	87,083.93	377,860	17,332,439	430,912
	PEOPLE'S REPUBLIC OF CHINA	84,630.28	377,487	17,315,328	416,270
	REPUBLIC OF KOREA	157,006.56	126,374	5,796,775	132,408
	TAIWAN (REP. OF CHINA)	31,573.29	289,697	13,288,401	308,581
	UNITED STATES OF AMERICA	381.02	2,643	121,234	6,455
540742	Other woven fabrics, containing 85% or more by weight of filaments of nylon or other polyamides, dyed	467,663.73	4,941,707	226,676,100	5,159,811
	CANADA	159.82	3,162	145,041	3,293
	HONG KONG, CHINA	5,429.04	102,478	4,700,666	106,577
	ITALY	47.72	2,239	102,703	2,410
	JAPAN	1,457.15	51,872	2,379,369	53,915
	PEOPLE'S REPUBLIC OF CHINA	66,242.37	565,754	25,951,136	596,133
	REPUBLIC OF KOREA	273,140.25	3,077,059	141,144,696	3,209,854
	TAIWAN (REP. OF CHINA)	119,680.87	1,120,960	51,418,435	1,167,436
	THAILAND	180.42	1,900	87,153	1,912
	UNITED STATES OF AMERICA	1,326.09	16,283	746,901	18,281
540743	Other woven fabrics, containing 85% or more by weight of filaments of nylon or other polyamides, of yarns of different colors	114,604.00	546,814	25,082,358	563,421
	JAPAN	1,233.08	46,185	2,118,506	47,731
	PEOPLE'S REPUBLIC OF CHINA	70,130.30	49,892	2,288,546	52,166
	REPUBLIC OF KOREA	561.11	6,055	277,743	6,296
	SWITZERLAND	0.87	83	3,807	89
	TAIWAN (REP. OF CHINA)	42,678.64	444,599	20,393,756	457,139
540744	Other woven fabrics, containing 85% or more by weight of filaments of nylon or other polyamides, printed	43,700.00	178,552	8,190,180	185,822
	JAPAN	723.51	11,121	510,120	11,427
	PEOPLE'S REPUBLIC OF CHINA	34,152.67	105,238	4,827,267	110,953
	VIETNAM	8,823.82	62,193	2,852,793	63,442
540751	Other woven fabrics, containing 85% or more by weight of textured polyester filaments, unbleached	497,946.26	5,251,212	240,873,095	5,671,709
	ANGUILLA	3,132.28	26,839	1,231,105	27,925
	BELGIUM	430.48	1,694	77,704	1,832
	CAMBODIA (DEMOCRATIC KAMPUCHEA)	1,016.87	9,872	452,829	10,516
	HONG KONG, CHINA	1,961.06	16,309	748,094	16,977
	INDIA	854.55	933	42,797	1,025
	ITALY	43.01	448	20,550	534
	JAPAN	386.15	14,216	652,088	14,790
	MALAYSIA	23,021.19	38,768	1,778,288	38,812

TABLE 8 - Continued

PSCC CODE	COMMODITY AND COUNTRY OF ORIGIN	GROSS WEIGHT (GK)	FOB VALUE		CIF
			DOLLARS	PESOS	DOLLARS
	NETHERLANDS	16.67	95	4,358	102
	PEOPLE'S REPUBLIC OF CHINA	72,012.68	608,488	27,911,344	666,135
	REPUBLIC OF KOREA	324.70	6,661	305,540	7,383
	TAIWAN (REP. OF CHINA)	221,871.23	3,134,961	143,800,661	3,391,757
	THAILAND	84,820.68	834,950	38,299,156	889,889
	TURKS AND CAICOS ISLANDS	32.62	213	9,770	224
	VIETNAM	88,022.09	556,765	25,538,811	603,808
540752	Other woven fabrics, containing 85% or more by weight of textured polyester filaments, dyed	940,030.14	5,143,236	235,920,235	5,547,552
	BELGIUM	28,742.69	294,260	13,497,706	351,845
	CAMBODIA (DEMOCRATIC KAMPUCHEA)	118.28	1,928	88,437	2,063
	HONG KONG, CHINA	8,345.90	73,373	3,365,620	77,587
	INDIA	7,326.66	87,712	4,023,349	101,711
	INDONESIA	839.59	18,308	839,788	18,580
	JAPAN	4,047.39	93,931	4,308,615	100,582
	MALAYSIA	20,880.00	7,825	358,933	8,491
	MYANMAR, UNION OF (BURMA)	41.75	177	8,119	356
	PEOPLE'S REPUBLIC OF CHINA	611,511.17	2,976,346	136,524,991	3,158,868
	REPUBLIC OF KOREA	132,131.81	708,515	32,499,583	755,157
	SWITZERLAND	195.32	6,394	293,293	6,823
	TAIWAN (REP. OF CHINA)	104,012.91	618,619	28,376,054	678,705
	THAILAND	15,807.86	201,741	9,253,860	223,008
	TURKEY	49.90	1,843	84,538	1,998
	UNITED STATES OF AMERICA	645.61	8,906	408,518	13,119
	VIETNAM	5,333.30	43,358	1,988,831	48,659
540753	Other woven fabrics, containing 85% or more by weight of textured polyester filaments, of yarns of different colors	492,574.62	1,688,801	77,465,304	1,749,182
	BELGIUM	7,989.74	76,470	3,507,679	85,225
	DENMARK	0.83	1,070	49,081	1,160
	GERMANY	102.69	2,487	114,079	2,616
	HONG KONG, CHINA	3,585.40	2,611	119,767	2,649
	INDONESIA	13,054.99	80,134	3,675,747	83,546
	PEOPLE'S REPUBLIC OF CHINA	343,492.00	324,872	14,901,879	336,648
	REPUBLIC OF KOREA	104,881.75	1,025,151	47,023,676	1,052,149
	SINGAPORE	56.68	2,911	133,528	3,378
	THAILAND	19,397.11	172,547	7,914,731	181,226
	UNITED STATES OF AMERICA	13.43	548	25,137	585
540754	Other woven fabrics, containing 85% or more by weight of textured polyester filaments, printed	700,010.18	2,331,102	106,927,649	2,475,253
	INDONESIA	50,151.14	215,970	9,906,544	224,466
	ITALY	1,019.28	10,086	462,645	10,798
	PEOPLE'S REPUBLIC OF CHINA	256,182.05	704,451	32,313,167	742,271
	REPUBLIC OF KOREA	104,763.29	281,240	12,900,479	299,386
	SINGAPORE	25.07	1,241	56,925	1,533
	TAIWAN (REP. OF CHINA)	230,932.23	756,212	34,687,444	821,755
	THAILAND	56,899.31	358,699	16,453,523	371,418
	UNITED STATES OF AMERICA	37.81	3,203	146,922	3,626
540761	Other woven fabrics, containing 85% or more by weight of non-textured polyester filaments, n.e.s.	1,702,928.08	6,823,607	312,998,852	7,366,055
	BELGIUM	17,310.68	141,946	6,511,063	163,985
	DEMOCRATIC PEOPLE'S REP. OF KOREA	74.82	810	37,155	810
	FRANCE	161.03	8,787	403,059	9,469
	GERMANY	2,500.28	46,945	2,153,367	47,724
	HONG KONG, CHINA	57,115.22	487,304	22,352,635	519,582
	INDIA	1,512.73	19,408	890,245	20,105
	ITALY	3,288.01	45,146	2,070,847	56,348
	JAPAN	5,440.15	351,021	16,101,333	363,147
	PEOPLE'S REPUBLIC OF CHINA	1,434,162.28	4,187,405	192,076,267	4,452,767
	REPUBLIC OF KOREA	125,041.36	1,217,778	55,859,476	1,356,900
	SINGAPORE	20.01	1,573	72,154	1,685
	SWITZERLAND	8.25	1,203	55,182	1,254
	TAIWAN (REP. OF CHINA)	43,374.49	191,196	8,770,161	232,892
	THAILAND	833.76	7,598	348,520	7,676
	TURKEY	381.01	4,072	186,783	4,183
	UK OF GREAT BRITAIN AND N. IRELAND	10.76	389	17,843	406
	UNITED STATES OF AMERICA	6,832.58	73,476	3,370,344	81,897

TABLE 8 - Continued

PSC CODE	COMMODITY AND COUNTRY OF ORIGIN	GROSS WEIGHT (GK)	FOB VALUE		CIF DOLLARS
			DOLLARS	PESOS	
	VIETNAM	4,860.66	37,550	1,722,418	45,225
540769	Other woven fabrics, containing 85% or more by weight of polyester filaments, n.e.s.	960,565.25	1,110,106	50,920,562	1,195,822
	BELGIUM	10,873.22	75,177	3,448,369	82,191
	CANADA	154.77	4,832	221,644	4,969
	HONG KONG, CHINA	34,079.71	11,309	518,744	11,787
	INDIA	297.66	4,532	207,883	4,718
	JAPAN	407.60	423	19,403	436
	MALAYSIA	647.83	7,391	339,025	7,622
	PEOPLE'S REPUBLIC OF CHINA	884,718.11	837,007	38,393,511	885,466
	REPUBLIC OF KOREA	21,937.32	133,355	6,116,994	156,520
	TAIWAN (REP. OF CHINA)	2,471.42	23,500	1,077,945	28,024
	TURKEY	1.89	145	6,651	164
	UNITED STATES OF AMERICA	4,975.72	12,435	570,393	13,925
540771	Other woven fabrics, containing 85% or more by weight of synthetic filaments, unbleached	59,573.98	455,489	20,893,280	470,650
	DEMOCRATIC PEOPLE'S REP. OF KOREA	84.93	1,911	87,658	2,042
	GERMANY	4,698.48	5,791	265,633	6,915
	HONG KONG, CHINA	2,330.17	40,135	1,840,993	41,139
	JAPAN	2,289.46	19,459	892,584	20,067
	PEOPLE'S REPUBLIC OF CHINA	42,335.89	270,412	12,403,798	281,937
	REPUBLIC OF KOREA	7,168.56	112,131	5,143,449	112,460
	TAIWAN (REP. OF CHINA)	254.04	2,001	91,786	2,057
	THAILAND	393.36	3,514	161,187	3,603
	UNITED STATES OF AMERICA	19.09	135	6,192	430
540772	Other woven fabrics, containing 85% or more by weight of synthetic filaments, dyed	250,061.50	2,148,152	98,535,733	2,276,511
	DEMOCRATIC PEOPLE'S REP. OF KOREA	2,400.61	22,567	1,035,148	26,487
	GERMANY	451.57	19,871	911,483	22,727
	HONG KONG, CHINA	10,176.11	93,591	4,293,019	102,043
	INDONESIA	17,111.13	219,451	10,066,217	229,391
	ITALY	19,578.23	233,691	10,719,406	262,474
	PEOPLE'S REPUBLIC OF CHINA	108,279.59	898,795	41,227,727	939,338
	REPUBLIC OF KOREA	32,351.37	439,629	20,165,782	454,217
	TAIWAN (REP. OF CHINA)	30,978.35	67,140	3,079,712	69,744
	TURKEY	1,205.33	10,734	492,369	12,616
	UNITED STATES OF AMERICA	1,420.36	30,287	1,389,265	31,731
	VIETNAM	26,108.85	112,396	5,155,605	125,743
540773	Other woven fabrics, containing 85% or more by weight of synthetic filaments, of yarns of different colors	159,199.15	343,310	15,747,629	363,677
	BELGIUM	2,062.90	19,856	910,795	25,118
	INDIA	62.46	1,599	73,346	1,709
	INDONESIA	26,303.03	115,727	5,308,397	119,673
	ISRAEL	28.33	1,144	52,475	1,222
	PEOPLE'S REPUBLIC OF CHINA	79,953.95	129,814	5,954,568	137,576
	REPUBLIC OF KOREA	43,673.39	50,132	2,299,555	51,608
	SPAIN	6,891.45	16,585	760,754	17,837
	UK OF GREAT BRITAIN AND N. IRELAND	213.65	7,810	358,245	8,247
	UNITED STATES OF AMERICA	9.99	643	29,494	687
540774	Other woven fabrics, containing 85% or more by weight of synthetic filaments, printed	79,568.00	496,213	22,761,289	558,414
	ITALY	65.22	3,966	181,920	4,589
	PEOPLE'S REPUBLIC OF CHINA	31,707.59	158,783	7,283,376	182,583
	REPUBLIC OF KOREA	41,727.88	301,560	13,832,557	337,244
	TAIWAN (REP. OF CHINA)	6,067.31	31,904	1,463,436	33,998
540781	Other woven fabrics, containing less than 85% by weight of synthetic filaments, mixed mainly or solely with cotton, unbleached or bleached	13,598.06	81,473	3,737,166	83,982
	BELGIUM	2,532.56	9,962	456,957	10,773
	INDONESIA	6,442.01	43,806	2,009,381	44,716
	PEOPLE'S REPUBLIC OF CHINA	1,220.36	835	38,301	891
	TAIWAN (REP. OF CHINA)	3,403.13	26,870	1,232,527	27,602

TABLE 8 - *Continued*

PSCC CODE	COMMODITY AND COUNTRY OF ORIGIN	GROSS WEIGHT (GK)	FOB VALUE		CIF
			DOLLARS	PESOS	DOLLARS
540782	Other woven fabrics, containing less than 85% by weight of synthetic filaments, mixed mainly or solely with cotton, dyed	600,516.74	961,162	44,088,500	1,048,479
	BELGIUM	18,291.22	161,471	7,406,675	197,291
	HONG KONG, CHINA	10,121.98	113,805	5,220,235	117,460
	INDIA	802.87	9,866	452,553	10,541
	INDONESIA	23,995.65	6,779	310,953	7,880
	PEOPLE'S REPUBLIC OF CHINA	199,344.06	327,100	15,004,077	350,759
	REPUBLIC OF KOREA	318,762.46	280,834	12,881,856	301,234
	TAIWAN (REP. OF CHINA)	7,474.02	6,474	296,962	6,729
	THAILAND	2,501.10	21,016	964,004	21,608
	UK OF GREAT BRITAIN AND N. IRELAND	398.88	5,281	242,239	5,374
	VIETNAM	18,824.50	28,536	1,308,946	29,603
540783	Other woven fabrics, containing less than 85% by weight of synthetic filaments, mixed mainly or solely with cotton, of yarns of different colors	28,079.38	69,121	3,170,581	75,489
	BELGIUM	2,299.81	29,079	1,333,854	33,274
	ITALY	1,448.24	13,239	607,273	13,987
	PEOPLE'S REPUBLIC OF CHINA	645.01	1,924	88,254	1,926
	REPUBLIC OF KOREA	53.59	809	37,109	863
	SINGAPORE	2.61	266	12,201	282
	SPAIN	646.39	6,219	285,266	6,390
	TAIWAN (REP. OF CHINA)	577.40	1,987	91,144	2,309
	THAILAND	669.63	2,920	133,940	2,949
	VIETNAM	21,736.70	12,678	581,540	13,509
540784	Other woven fabrics, containing less than 85% by weight of synthetic filaments, mixed mainly or solely with cotton, printed	558.72	3,607	165,453	3,853
	REPUBLIC OF KOREA	558.72	3,607	165,453	3,853
540791	Other woven fabrics of synthetic filament yarn, including woven fabrics obtained from materials of heading No. 54.04, n.e.s. unbleached or bleached	49,168.44	401,936	18,436,805	417,847
	BELGIUM	487.08	1,916	87,887	2,071
	HONG KONG, CHINA	14,044.23	95,879	4,397,970	100,314
	ITALY	62.05	895	41,054	955
	PEOPLE'S REPUBLIC OF CHINA	16,709.38	211,484	9,700,771	218,313
	REPUBLIC OF KOREA	1,204.35	6,110	280,266	6,527
	SPAIN	4,124.13	17,956	823,642	19,288
	TAIWAN (REP. OF CHINA)	7,282.20	46,754	2,144,606	48,301
	UK OF GREAT BRITAIN AND N. IRELAND	5,255.02	20,942	960,609	22,078
540792	Other woven fabrics of synthetic filament yarn, including woven fabrics obtained from materials of heading No. 54.04, n.e.s., dyed	40,831.00	455,225	20,881,171	502,785
	AUSTRALIA	73.46	1,061	48,668	1,305
	BELGIUM	6,546.08	75,769	3,475,524	86,266
	HONG KONG, CHINA	83.13	4,656	213,571	4,869
	JAPAN	6.10	392	17,981	446
	PEOPLE'S REPUBLIC OF CHINA	32,579.83	363,256	16,662,553	398,835
	REPUBLIC OF KOREA	169.37	3,932	180,361	4,072
	SPAIN	351.25	3,572	163,848	4,139
	SWITZERLAND	21.89	1,898	87,061	2,102
	THAILAND	999.89	689	31,604	751
540793	Other woven fabrics of synthetic filament yarn, including woven fabrics obtained from materials of heading No. 54.04, n.e.s., of yarns of different colors	7,252.71	80,439	3,689,736	85,560
	BELGIUM	1,876.73	13,637	625,529	14,915
	GERMANY	252.92	6,116	280,541	6,432
	HONG KONG, CHINA	62.15	3,166	145,224	3,295
	INDONESIA	296.26	1,939	88,942	1,997
	REPUBLIC OF KOREA	926.62	11,966	548,880	12,323
	TURKEY	3,662.69	37,545	1,722,189	37,636
	UNITED STATES OF AMERICA	175.34	6,070	278,431	8,962

TABLE 8 - Continued

PSCC CODE	COMMODITY AND COUNTRY OF ORIGIN	GROSS WEIGHT (GK)	FOB VALUE		CIF
			DOLLARS	PESOS	DOLLARS
540794	Other woven fabrics of synthetic filament yarn, including woven fabrics obtained from materials of heading No. 54.04, n.e.s., printed	482,107.13	412,627	18,927,200	438,709
	BELGIUM	18.38	310	14,220	351
	GERMANY	23.81	921	42,246	984
	HONG KONG, CHINA	3,495.52	14,663	672,592	15,798
	JAPAN	2.61	53	2,431	53
	PEOPLE'S REPUBLIC OF CHINA	452,239.55	290,405	13,320,877	310,936
	REPUBLIC OF KOREA	8,376.42	90,909	4,169,996	93,364
	SPAIN	34.52	606	27,797	634
	TAIWAN (REP. OF CHINA)	17,908.81	13,977	641,125	15,699
	UNITED STATES OF AMERICA	7.51	783	35,916	890
5408	Woven fabrics of artificial filament yarn, including woven fabrics obtained from materials of heading 54.05.	6,218,949.18	11,588,127	531,547,387	12,205,305
540810	Woven fabrics obtained from high tenacity yarn, of viscose rayon	517,168.59	4,325,546	198,412,795	4,521,962
	CAMBODIA (DEMOCRATIC KAMPUCHEA)	3,574.25	7,429	340,768	7,734
	HONG KONG, CHINA	6,754.59	94,730	4,345,265	99,924
	INDONESIA	25,414.49	8,353	383,152	8,627
	ITALY	45.12	971	44,540	1,173
	JAPAN	1,744.27	15,901	729,379	16,576
	PEOPLE'S REPUBLIC OF CHINA	107,778.74	880,205	40,375,003	909,692
	REPUBLIC OF KOREA	246,941.61	2,564,302	117,624,532	2,684,812
	TAIWAN (REP. OF CHINA)	305.34	17,526	803,918	17,957
	UNITED STATES OF AMERICA	140.88	2,488	114,125	2,703
	VIETNAM	124,469.30	733,641	33,652,113	772,764
540821	Other woven fabrics, containing 85% or more by weight of artificial filament or strip or the like, unbleached or bleached	15,547.43	5,502	252,377	6,197
	HONG KONG, CHINA	27.91	138	6,330	143
	PEOPLE'S REPUBLIC OF CHINA	26.36	965	44,265	1,030
	REPUBLIC OF KOREA	144.68	2,603	119,399	2,869
	UNITED STATES OF AMERICA	15,348.48	1,796	82,383	2,155
540822	Other woven fabrics, containing 85% or more by weight of artificial filament or strip or the like, dyed	302,454.18	4,811,957	220,724,468	5,098,316
	CAMBODIA (DEMOCRATIC KAMPUCHEA)	29.70	33	1,514	36
	HONG KONG, CHINA	6,881.19	114,836	5,267,527	119,845
	ITALY	5,698.62	298,791	13,705,543	311,781
	JAPAN	3,306.06	85,088	3,902,987	85,088
	PEOPLE'S REPUBLIC OF CHINA	171,143.45	2,480,922	113,799,893	2,656,416
	REPUBLIC OF KOREA	61,492.82	864,353	39,647,872	922,164
	ROMANIA	11.23	189	8,669	197
	TAIWAN (REP. OF CHINA)	1,482.79	22,745	1,043,313	24,185
	TURKEY	50,242.94	922,480	42,314,157	954,516
	UNITED STATES OF AMERICA	569.60	6,787	311,320	7,252
	VIETNAM	1,595.78	15,733	721,673	16,836
540823	Other woven fabrics, containing 85% or more by weight of artificial filament or strip or the like, of yarns of different colors	1,028,107.40	520,688	23,883,958	540,499
	INDONESIA	386,191.86	163,629	7,505,662	167,122
	PEOPLE'S REPUBLIC OF CHINA	635,664.23	353,983	16,237,200	370,214
	TAIWAN (REP. OF CHINA)	6,251.31	3,076	141,096	3,163
540824	Other woven fabrics, containing 85% or more by weight of artificial filament or strip or the like, Printed	9,768.25	95,495	4,380,356	103,446
	HONG KONG, CHINA	2,849.72	7,784	357,052	8,222
	PEOPLE'S REPUBLIC OF CHINA	6,918.53	87,711	4,023,304	95,224
540831	Other woven fabrics of artificial filament yarn, including woven fabrics obtained from materials of heading No. 54.05, n.e.s., unbleached or bleached	4,309,850.56	1,491,892	68,433,087	1,554,323
	HONG KONG, CHINA	67,763.26	47,352	2,172,036	49,789
	INDIA	21,696.75	8,096	371,364	8,680
	INDONESIA	283,310.28	86,960	3,988,855	89,349

TABLE 8 - Continued

PSCC CODE	COMMODITY AND COUNTRY OF ORIGIN	GROSS WEIGHT (GK)	FOB VALUE		CIF
			DOLLARS	PESOS	DOLLARS
	MALAYSIA	1,507,996.09	473,038	21,698,253	493,112
	PEOPLE'S REPUBLIC OF CHINA	362,802.82	156,704	7,188,013	166,650
	TAIWAN (REP. OF CHINA)	2,066,280.53	719,717	33,013,419	746,714
	THAILAND	0.83	25	1,147	29
540832	Other woven fabrics of artificial filament yarn, including woven fabrics obtained from materials of heading No. 54.05, n.e.s., dyed	22,574.26	98,169	4,503,012	103,738
	HONG KONG, CHINA	9,851.70	31,097	1,426,419	31,217
	ITALY	14.82	606	27,797	623
	PEOPLE'S REPUBLIC OF CHINA	12,390.65	60,526	2,776,328	65,248
	REPUBLIC OF KOREA	300.56	4,548	208,617	5,187
	THAILAND	16.53	1,392	63,851	1,463
540833	Other woven fabrics of artificial filament yarn, including woven fabrics obtained from materials of heading No. 54.05, n.e.s., of yarns of different colors	1,111.82	12,435	570,393	13,037
	AUSTRALIA	468.63	5,775	264,899	5,939
	PEOPLE'S REPUBLIC OF CHINA	469.42	3,133	143,711	3,340
	SINGAPORE	101.33	228	10,458	258
	TAIWAN (REP. OF CHINA)	5.24	96	4,404	130
	TURKEY	52.52	1,630	74,768	1,697
	UK OF GREAT BRITAIN AND N. IRELAND	11.65	405	18,577	422
	UNITED STATES OF AMERICA	3.03	1,168	53,576	1,251
540834	Other woven fabrics of artificial filament yarn, including woven fabrics obtained from materials of heading No. 54.05, n.e.s., printed	12,366.69	226,443	10,386,941	263,787
	FRANCE	1.67	591	27,109	675
	PEOPLE'S REPUBLIC OF CHINA	12,357.67	224,964	10,319,099	262,220
	SWITZERLAND	7.35	888	40,733	892
55	Man-made staple fibres	99,339,247.78	205,421,382	9,422,678,798	215,153,741
5501	Synthetic filament tow.	1,966,561.96	3,879,622	177,958,261	4,001,258
550110	Synthetic filament tow, of nylon or other polyamides	6,728.93	48,778	2,237,447	52,217
	JAPAN	6,723.91	48,005	2,201,989	51,354
	TAIWAN (REP. OF CHINA)	5.02	773	35,458	863
550120	Synthetic filament tow, of polyesters	20,480.78	28,208	1,293,901	30,443
	HONG KONG, CHINA	861.28	8,359	383,427	8,618
	PEOPLE'S REPUBLIC OF CHINA	19,619.50	19,849	910,474	21,825
550130	Acrylic or modacrylic tow	1,905,687.45	3,681,594	168,874,717	3,790,536
	JAPAN	10,755.39	37,799	1,733,840	38,812
	MALAYSIA	37,098.45	75,124	3,445,938	75,225
	REPUBLIC OF KOREA	252,524.89	492,825	22,605,883	508,890
	SINGAPORE	130.76	922	42,292	948
	THAILAND	1,605,177.96	3,074,924	141,046,764	3,166,661
550190	Synthetic filament tow, n.e.s.	33,664.80	121,042	5,552,196	128,062
	HONG KONG, CHINA	10,728.71	50,969	2,337,948	54,137
	PEOPLE'S REPUBLIC OF CHINA	4,703.46	17,244	790,982	18,295
	SINGAPORE	31.27	582	26,696	608
	TAIWAN (REP. OF CHINA)	18,201.36	52,247	2,396,570	55,022
5502	Artificial filament tow.	8,851,322.42	47,593,643	2,183,120,403	49,094,769
550200	Artificial filament tow	8,851,322.42	47,593,643	2,183,120,403	49,094,769
	GERMANY	835,702.94	5,331,338	244,548,474	5,555,526
	INDONESIA	21,107.76	138,533	6,354,509	142,268
	JAPAN	3,734,955.21	18,806,920	862,673,420	19,267,282
	PEOPLE'S REPUBLIC OF CHINA	359,980.18	2,144,866	98,385,003	2,222,787
	REPUBLIC OF KOREA	2,757,131.47	14,273,004	654,702,693	14,718,451
	UNITED STATES OF AMERICA	1,142,444.86	6,898,982	316,456,304	7,188,455

TABLE 8 - Continued

PSCC CODE	COMMODITY AND COUNTRY OF ORIGIN	GROSS WEIGHT (GK)	FOB VALUE		CIF
			DOLLARS	PESOS	DOLLARS
5503	Synthetic staple fibres, not carded, combed or otherwise processed for spinning.	18,204,734.50	18,044,841	827,716,857	18,817,548
550320	Synthetic staple fibers, of polyesters, not carded, combed or otherwise processed for spinning	17,690,400.32	17,102,873	784,508,785	17,832,062
	GERMANY	10.83	802	36,788	855
	HONG KONG, CHINA	167,855.69	104,451	4,791,167	109,923
	INDIA	26,283.81	35,911	1,647,238	38,562
	INDONESIA	499,054.54	476,285	21,847,193	492,711
	JAPAN	27,574.98	292,098	13,398,535	301,181
	MEXICO	470.89	24,154	1,107,944	24,225
	PEOPLE'S REPUBLIC OF CHINA	3,666,213.40	2,607,647	119,612,768	2,751,469
	REPUBLIC OF KOREA	2,750,986.09	2,769,771	127,049,396	2,916,350
	TAIWAN (REP. OF CHINA)	394,698.34	530,492	24,333,668	546,583
	THAILAND	9,836,958.51	9,987,038	458,105,433	10,352,307
	VIETNAM	320,293.24	274,224	12,578,655	297,896
550330	Acrylic or modacrylic, not carded, combed or otherwise processed for spinning	272,008.95	552,194	25,329,139	569,317
	JAPAN	22.50	400	18,348	427
	REPUBLIC OF KOREA	35,701.91	57,569	2,640,690	59,914
	THAILAND	236,284.54	494,225	22,670,101	508,976
550340	Synthetic staple fibers, of polypropylene, not carded, combed or otherwise processed for spinning	118,269.06	291,986	13,393,398	310,863
	BELGIUM	49,262.74	142,735	6,547,254	151,847
	INDONESIA	49,492.82	135,964	6,236,669	144,237
	PEOPLE'S REPUBLIC OF CHINA	77.73	171	7,844	178
	THAILAND	19,435.77	13,116	601,631	14,601
550390	Other synthetic staple fibers, not carded, combed or otherwise processed for spinning	124,056.17	97,788	4,485,535	105,306
	GERMANY	52.98	1,865	85,548	1,917
	NEW ZEALAND	405.13	7,205	330,493	8,450
	PEOPLE'S REPUBLIC OF CHINA	90,053.64	69,139	3,171,406	73,507
	REPUBLIC OF KOREA	3.34	206	9,449	233
	THAILAND	33,531.33	19,306	885,566	21,130
	UNITED STATES OF AMERICA	9.75	67	3,073	69
5504	Artificial staple fibres, not carded, combed or otherwise processed for spinning.	571,780.16	838,084	38,442,913	875,486
550410	Artificial staple fibers, of viscose rayon, not carded, combed or otherwise processed for spinning	279,103.98	622,490	28,553,617	645,422
	INDIA	239,079.25	567,984	26,053,426	588,835
	PEOPLE'S REPUBLIC OF CHINA	21,625.67	23,173	1,062,946	24,393
	TAIWAN (REP. OF CHINA)	18,399.06	31,333	1,437,245	32,194
550490	Other artificial staple fibers, not carded, combed or otherwise processed for spinning	292,676.18	215,594	9,889,296	230,064
	GERMANY	6,163.13	32,553	1,493,206	34,781
	JAPAN	24.54	2,832	129,904	3,267
	PEOPLE'S REPUBLIC OF CHINA	280,069.22	146,182	6,705,368	156,676
	UNITED STATES OF AMERICA	6,419.29	34,027	1,560,818	35,340
5505	Waste (including noils, yarn waste and garnetted stock) of man-made fibres.	5,458,322.14	18,513,328	849,206,359	19,044,981
550520	Waste (including noils, yarn waste and garnetted stock), of artificial fibers	5,458,322.14	18,513,328	849,206,359	19,044,981
	BULGARIA	335.86	4,919	225,635	5,384
	DEMOCRATIC PEOPLE'S REP. OF KOREA	18,273.00	190,325	8,730,208	194,873
	FRANCE	9,212.12	168,193	7,715,013	170,019
	GERMANY	188.23	2,995	137,381	3,200
	HONG KONG, CHINA	181,702.52	2,736,211	125,509,999	2,789,853
	INDIA	6,153.04	4,929	226,093	5,065

TABLE 8 - Continued

PSCC CODE	COMMODITY AND COUNTRY OF ORIGIN	GROSS WEIGHT (GK)	FOB VALUE		CIF
			DOLLARS	PESOS	DOLLARS
	INDONESIA	23,263.91	7,903	362,511	7,953
	ITALY	91,614.55	2,041,580	93,647,275	2,072,461
	JAPAN	26,337.11	628,842	28,844,983	666,166
	MACAU	92.58	509	23,348	530
	MALAYSIA	129,880.44	41,294	1,894,156	41,924
	PAKISTAN, ISLAMIC REP. OF	11,931.48	22,707	1,041,570	23,564
	PEOPLE'S REPUBLIC OF CHINA	4,234,108.38	8,682,688	398,274,899	8,891,989
	REPUBLIC OF KOREA	244,019.97	2,321,312	106,478,581	2,440,724
	ROMANIA	9.76	2,212	101,464	2,275
	SINGAPORE	0.78	357	16,376	371
	SPAIN	18.34	271	12,431	290
	SWITZERLAND	7.33	1,779	81,603	1,853
	TAIWAN (REP. OF CHINA)	325,655.05	680,227	31,202,012	701,328
	THAILAND	9,512.93	10,310	472,920	10,905
	TURKEY	31,128.25	378,811	17,376,061	401,525
	UK OF GREAT BRITAIN AND N. IRELAND	508.25	33,062	1,516,554	34,707
	UNITED STATES OF AMERICA	3,318.54	54,745	2,511,153	57,935
	VIETNAM	111,049.72	497,147	22,804,133	520,087
5506	Synthetic staple fibres, carded, combed or otherwise processed for spinning.	192,292.37	338,896	15,545,160	355,642
550610	Synthetic staple fibers, of nylon or other polyamides, carded, combed or otherwise processed for spinning	18,567.78	30,948	1,419,585	33,471
	PEOPLE'S REPUBLIC OF CHINA	1,798.95	1,653	75,823	1,682
	TAIWAN (REP. OF CHINA)	16,768.83	29,295	1,343,762	31,789
550620	Synthetic staple fibers, of polyesters, carded, combed or otherwise processed for spinning	43,012.11	39,740	1,822,874	43,635
	PEOPLE'S REPUBLIC OF CHINA	43,012.11	39,740	1,822,874	43,635
550630	Acrylic or modacrylic, carded, combed or otherwise processed for spinning	130,527.33	258,416	11,853,542	267,495
	THAILAND	130,527.33	258,416	11,853,542	267,495
550690	Other synthetic staple fibers, carded, combed or otherwise processed for spinning	185.15	9,792	449,159	11,041
	ITALY	58.27	7,885	361,685	7,905
	PEOPLE'S REPUBLIC OF CHINA	12.49	283	12,981	302
	SWITZERLAND	0.85	360	16,513	421
	UNITED STATES OF AMERICA	113.54	1,264	57,980	2,413
5507	Artificial staple fibres, carded, combed or otherwise processed for spinning.	396.05	215	9,862	278
550700	Artificial staple fibers, carded, combed or otherwise processed for spinning	396.05	215	9,862	278
	UNITED STATES OF AMERICA	396.05	215	9,862	278
5508	Sewing thread of man-made staple fibres, whether or not put up for retail sale.	1,920,084.42	2,768,224	126,978,437	2,975,961
550810	Sewing thread, or synthetic staple fibers, whether or not put up for retail sale	1,706,270.66	2,546,785	116,821,029	2,741,437
	FRANCE	5.76	429	19,678	441
	GERMANY	195.79	7,944	364,391	8,353
	HONG KONG, CHINA	142,772.10	294,181	13,494,083	314,190
	INDIA	474.47	7,424	340,539	7,981
	JAPAN	10,370.99	273,932	12,565,261	292,958
	PEOPLE'S REPUBLIC OF CHINA	1,399,218.85	961,949	44,124,601	1,010,337
	REPUBLIC OF KOREA	76,580.27	544,649	24,983,050	635,323
	TAIWAN (REP. OF CHINA)	76,572.64	455,178	20,879,015	470,281
	THAILAND	60.02	678	31,100	1,091
	UNITED STATES OF AMERICA	19.77	421	19,311	482
550820	Sewing thread, or artificial staple fibers, whether or not put up for retail sale	213,813.76	221,439	10,157,408	234,524

TABLE 8 - Continued

PSCC CODE	COMMODITY AND COUNTRY OF ORIGIN	GROSS WEIGHT (GK)	FOB VALUE		CIF
			DOLLARS	PESOS	DOLLARS
	GERMANY	15.66	952	43,668	1,367
	HONG KONG, CHINA	16,680.00	74,747	3,428,645	80,229
	JAPAN	106.30	6,792	311,549	7,126
	MACAU	194.70	965	44,265	1,030
	PEOPLE'S REPUBLIC OF CHINA	126,223.93	93,337	4,281,368	97,365
	REPUBLIC OF KOREA	1,754.42	15,755	722,682	16,723
	SINGAPORE	6.96	834	38,256	860
	TAIWAN (REP. OF CHINA)	21,788.84	7,016	321,824	8,149
	THAILAND	46,987.15	15,242	699,151	15,479
	UK OF GREAT BRITAIN AND N. IRELAND	55.80	5,799	266,000	6,196
5509	Yarn (other than sewing thread) of synthetic staple fibres, not put up for retail sale.	5,899,800.13	14,276,031	654,841,542	14,806,489
550911	Single yarn, containing 85% or more by weight of staple fibers of nylon or other polyamides, not put up for retail sale, not put up for retail sale	3,511.08	32,542	1,492,701	32,665
	HONG KONG, CHINA	60.59	489	22,430	548
	PEOPLE'S REPUBLIC OF CHINA	805.48	3,177	145,729	3,183
	TAIWAN (REP. OF CHINA)	2,638.15	28,005	1,284,589	28,039
	UNITED STATES OF AMERICA	6.86	871	39,953	895
550912	Multiple (folded) or cabled yarn, containing 85% or more by weight of staple fibers of nylon or other polyamides, not put up for retail sale	33,903.77	447,858	20,543,246	478,775
	HONG KONG, CHINA	650.16	2,512	115,225	2,595
	PEOPLE'S REPUBLIC OF CHINA	17,438.43	95,239	4,368,613	99,642
	REPUBLIC OF KOREA	15,815.18	350,107	16,059,408	376,538
550921	Single yarn, containing 85% or more by weight of polyester staple fibers, not put up for retail sale	308,030.81	455,820	20,908,464	471,588
	INDONESIA	205,822.67	282,168	12,943,046	292,221
	PEOPLE'S REPUBLIC OF CHINA	176.55	1,402	64,310	1,605
	REPUBLIC OF KOREA	119.91	1,334	61,191	1,425
	TAIWAN (REP. OF CHINA)	18,179.12	21,848	1,002,168	23,386
	VIETNAM	83,732.56	149,068	6,837,749	152,951
550922	Multiple (folded) or cabled yarn, containing 85% or more by weight of polyester staple fibers, not put up for retail sale	281,931.79	726,624	33,330,242	764,418
	INDIA	49,433.62	213,338	9,785,814	222,250
	INDONESIA	138,623.21	280,605	12,871,351	287,554
	JAPAN	14.82	138	6,330	151
	PEOPLE'S REPUBLIC OF CHINA	17,605.05	42,468	1,948,007	49,198
	VIETNAM	76,255.09	190,075	8,718,740	205,265
550931	Single yarn, containing 85% or more by weight of acrylic or modacrylic staple fibers, not put up for retail sale	7,699.66	39,043	1,790,902	41,877
	JAPAN	666.74	4,658	213,662	5,258
	PEOPLE'S REPUBLIC OF CHINA	290.26	164	7,523	173
	TAIWAN (REP. OF CHINA)	6,349.92	23,383	1,072,578	25,090
	UNITED STATES OF AMERICA	330.12	10,274	471,268	10,754
	VIETNAM	62.62	564	25,871	602
550932	Multiple (folded) or cabled yarn, containing 85% or more by weight of acrylic or modacrylic staple fibers, not put up for retail sale	81,878.92	331,381	15,200,446	340,623
	HONG KONG, CHINA	2,246.79	6,953	318,934	6,972
	INDIA	5,974.15	26,431	1,212,390	28,239
	INDONESIA	13,078.17	44,900	2,059,563	44,921
	PEOPLE'S REPUBLIC OF CHINA	60,579.81	253,097	11,609,559	260,491
550942	Multiple (folded) or cabled yarn, containing 85% or more by weight of other yarn of synthetic staple fibers, not put up for retail sale	673,788.33	2,420,909	111,047,096	2,495,091
	HONG KONG, CHINA	276.90	1,341	61,512	2,726
	INDONESIA	326,927.33	1,555,548	71,352,987	1,597,274
	MALAYSIA	6,453.99	12,779	586,173	13,302

TABLE 8 - Continued

PSCC CODE	COMMODITY AND COUNTRY OF ORIGIN	GROSS WEIGHT (GK)	FOB VALUE		CIF
			DOLLARS	PESOS	DOLLARS
	MAURITIUS	4,692.88	27,266	1,250,691	28,016
	PEOPLE'S REPUBLIC OF CHINA	316,317.09	782,067	35,873,413	809,041
	TAIWAN (REP. OF CHINA)	19,120.14	41,908	1,922,320	44,732
550951	Yarn of polyester staple fibers, mixed mainly or solely with artificial staple fibers, not put up for retail sale	285,273.13	587,747	26,959,955	617,406
	HONG KONG, CHINA	24.51	284	13,027	327
	INDONESIA	66,214.61	146,626	6,725,734	150,268
	JAPAN	1,116.32	13,531	620,667	14,065
	PEOPLE'S REPUBLIC OF CHINA	30,304.75	89,123	4,088,072	91,844
	TAIWAN (REP. OF CHINA)	18,652.99	41,187	1,889,248	42,349
	THAILAND	149,103.63	226,686	10,398,087	244,987
	TURKEY	303.54	5,865	269,028	6,105
	UNITED STATES OF AMERICA	319.13	12,755	585,072	13,759
	VIETNAM	19,233.65	51,690	2,371,020	53,702
550952	Yarn of polyester staple fibers, mixed mainly or solely with wool or fine animal hair, not put up for retail sale	10,375.16	35,853	1,644,577	37,408
	PEOPLE'S REPUBLIC OF CHINA	10,372.66	35,648	1,635,174	37,189
	TAIWAN (REP. OF CHINA)	2.50	205	9,403	219
550953	Yarn of polyester staple fibers, mixed mainly or solely with cotton, not put up for retail sale	2,181,087.17	4,242,474	194,602,282	4,395,865
	INDIA	228,690.83	593,013	27,201,506	599,878
	INDONESIA	509,340.52	1,301,166	59,684,485	1,344,701
	PEOPLE'S REPUBLIC OF CHINA	387,742.94	409,424	18,780,279	430,896
	REPUBLIC OF KOREA	14,053.88	41,122	1,886,266	41,176
	TAIWAN (REP. OF CHINA)	211,657.19	415,157	19,043,252	437,404
	THAILAND	58,463.80	99,168	4,548,836	102,288
	VIETNAM	771,138.01	1,383,424	63,457,658	1,439,522
550959	Yarn of polyester staple fibers, mixed mainly or solely with other fibers, not put up for retail sale	28,361.94	92,994	4,265,635	96,615
	AUSTRALIA	44.36	80	3,670	94
	PEOPLE'S REPUBLIC OF CHINA	2,413.62	4,174	191,461	4,382
	REPUBLIC OF KOREA	8,121.94	54,855	2,516,199	56,690
	TAIWAN (REP. OF CHINA)	346.16	687	31,513	706
	VIETNAM	17,435.86	33,198	1,522,792	34,743
550962	Yarn of acrylic or modacrylic staple fibers, mixed mainly or solely with cotton, not put up for retail sale	26,180.94	162,362	7,447,545	165,428
	PEOPLE'S REPUBLIC OF CHINA	26,180.94	162,362	7,447,545	165,428
550969	Yarn of acrylic or modacrylic staple fibers, mixed mainly or solely with other fibers, not put up for retail sale	49,297.31	442,908	20,316,190	453,928
	PEOPLE'S REPUBLIC OF CHINA	30,856.32	233,773	10,723,168	241,481
	TAIWAN (REP. OF CHINA)	18,440.99	209,135	9,593,022	212,447
550991	Other yarn of synthetic staple fibers, mixed mainly or solely with wool or fine animal hair, not put up for retail sale	260.07	10,068	461,819	10,078
	JAPAN	260.07	10,068	461,819	10,078
550992	Other yarn of synthetic staple fibers, mixed mainly or solely with cotton, not put up for retail sale	339,635.69	564,992	25,916,184	597,692
	THAILAND	321,424.74	535,166	24,548,065	565,874
	VIETNAM	18,210.95	29,826	1,368,119	31,818
550999	Other yarn of synthetic staple fibers, mixed mainly or solely with other fibers, not put up for retail sale	1,588,584.36	3,682,456	168,914,258	3,807,032
	FRANCE	5.27	30	1,376	32
	INDIA	48,594.49	71,302	3,270,623	74,550
	INDONESIA	263,618.00	739,779	33,933,663	765,237
	JAPAN	180.15	2,256	103,483	2,532
	PEOPLE'S REPUBLIC OF CHINA	109,588.38	140,081	6,425,516	146,890
	REPUBLIC OF KOREA	31,514.62	324,551	14,887,154	335,764

TABLE 8 - Continued

PSCC CODE	COMMODITY AND COUNTRY OF ORIGIN	GROSS WEIGHT (GK)	FOB VALUE		CIF
			DOLLARS	PESOS	DOLLARS
	TAIWAN (REP. OF CHINA)	194,920.16	436,279	20,012,118	450,678
	THAILAND	171,391.54	422,122	19,362,736	441,807
	VIETNAM	768,771.75	1,546,056	70,917,589	1,589,542
5510	Yarn (other than sewing thread) of artificial staple fibres, not put up for retail sale.	2,405,843.02	2,206,274	101,201,790	2,287,915
551011	Single yarn, containing 85% or more by weight of artificial staple fibers, not put up for retail sale	109,408.19	314,459	14,424,234	320,885
	PAKISTAN, ISLAMIC REP. OF	67,951.61	143,307	6,573,492	143,622
	PEOPLE'S REPUBLIC OF CHINA	11,369.15	76,604	3,513,825	76,971
	REPUBLIC OF KOREA	6,716.98	80,046	3,671,710	84,681
	TAIWAN (REP. OF CHINA)	20,871.82	7,739	354,988	8,838
	THAILAND	2,498.63	6,763	310,219	6,773
551030	Other yarn of artificial staple fibers, mixed mainly or solely with cotton, not put up for retail sale	10,608.56	31,786	1,458,024	31,824
	PEOPLE'S REPUBLIC OF CHINA	10,608.56	31,786	1,458,024	31,824
551090	Other yarn of artificial staple fibers, mixed mainly or solely with other fibers, not put up for retail sale	2,285,826.27	1,860,029	85,319,532	1,935,206
	BANGLADESH	13,040.34	5,838	267,789	6,958
	HONG KONG, CHINA	490.38	6,928	317,787	7,245
	INDIA	611,315.87	172,365	7,906,383	175,042
	INDONESIA	62,315.77	23,542	1,079,872	23,738
	JAPAN	7,834.38	38,395	1,761,179	41,006
	MALAYSIA	184,254.71	320,388	14,696,198	331,328
	PEOPLE'S REPUBLIC OF CHINA	720,115.47	332,804	15,265,719	343,932
	REPUBLIC OF KOREA	3,608.08	842	38,623	898
	TAIWAN (REP. OF CHINA)	506,444.85	680,036	31,193,251	715,618
	THAILAND	59,276.02	23,593	1,082,211	23,812
	UNITED STATES OF AMERICA	996.63	109,542	5,024,692	115,229
	VIETNAM	116,133.77	145,756	6,685,828	150,400
5511	Yarn (other than sewing thread) of man-made staple fibres, put up for retail sale.	28,803,790.93	11,815,122	541,959,646	12,648,435
551110	Yarn (other than sewing thread) of synthetic staple fibers, containing 85% or more by weight of such fibers, put up for retail sale	2,089,903.00	1,017,608	46,677,678	1,108,066
	HONG KONG, CHINA	40,859.95	22,836	1,047,487	25,137
	INDIA	281,200.91	117,557	5,392,340	132,238
	INDONESIA	111,848.52	45,489	2,086,580	50,284
	PEOPLE'S REPUBLIC OF CHINA	1,243,159.25	630,263	28,910,164	674,942
	REPUBLIC OF KOREA	66.84	354	16,238	410
	TAIWAN (REP. OF CHINA)	138,958.26	59,644	2,735,870	66,980
	THAILAND	50,605.02	21,489	985,700	24,606
	UNITED STATES OF AMERICA	1,969.07	19,720	904,556	21,564
	VIETNAM	221,235.18	100,256	4,598,743	111,905
551120	Yarn (other than sewing thread) of synthetic staple fibers, containing less than 85% by weight of such fibers, put up for retail sale	26,020,882.04	10,499,149	481,595,965	11,210,960
	BANGLADESH	50,134.91	23,345	1,070,835	23,440
	GERMANY	7,197.00	6,257	287,009	6,852
	HONG KONG, CHINA	163,683.34	67,342	3,088,978	71,775
	INDIA	3,249,858.35	1,336,469	61,303,833	1,431,430
	INDONESIA	1,742,853.73	667,079	30,598,914	715,918
	JAPAN	19.89	36	1,651	38
	PAKISTAN, ISLAMIC REP. OF	219,529.26	99,226	4,551,497	104,227
	PEOPLE'S REPUBLIC OF CHINA	7,908,050.81	3,095,852	142,006,731	3,316,512
	REPUBLIC OF KOREA	152,831.70	64,605	2,963,431	68,642
	RUSSIAN FEDERATION	19,814.02	7,815	358,474	8,524
	SINGAPORE	355,568.10	134,129	6,152,497	141,585
	SRI LANKA (CEYLON)	20,776.66	7,588	348,062	7,802
	TAIWAN (REP. OF CHINA)	4,035,198.01	1,720,120	78,901,904	1,832,624
	THAILAND	3,385,661.86	1,322,807	60,677,157	1,416,230
	VIETNAM	4,709,704.40	1,946,479	89,284,992	2,065,361

TABLE 8 - *Continued*

PSCC CODE	COMMODITY AND COUNTRY OF ORIGIN	GROSS WEIGHT (GK)	FOB VALUE		CIF
			DOLLARS	PESOS	DOLLARS
551130	Yarn (other than sewing thread) of artificial staple fibers, put up for retail sale	693,005.89	298,365	13,686,003	329,409
	BELGIUM	79.05	999	45,824	1,594
	INDIA	116,121.49	46,865	2,149,698	51,148
	INDONESIA	18,838.52	5,545	254,349	9,787
	PEOPLE'S REPUBLIC OF CHINA	274,821.00	125,035	5,735,355	135,503
	RUSSIAN FEDERATION	18,539.14	7,161	328,475	7,862
	TAIWAN (REP. OF CHINA)	125,960.19	53,250	2,442,578	59,033
	THAILAND	34,165.40	14,084	646,033	15,344
	VIETNAM	104,481.10	45,426	2,083,691	49,138
5512	Woven fabrics of synthetic staple fibres, containing 85% or more by weight of synthetic staple fibres.	3,164,585.14	23,386,707	1,072,748,248	24,769,099
551211	Woven fabrics, containing 85% or more by weight of polyester staple fibers, unbleached or bleached	124,849.52	1,432,697	65,717,811	1,559,211
	DENMARK	33.60	957	43,898	1,021
	HONG KONG, CHINA	4,352.91	54,578	2,503,493	58,206
	INDIA	554.79	4,974	228,157	5,096
	INDONESIA	605.43	9,069	415,995	9,441
	MACAU	12,017.92	129,217	5,927,184	149,690
	PEOPLE'S REPUBLIC OF CHINA	49,634.42	656,197	30,099,756	710,242
	REPUBLIC OF KOREA	35,123.79	423,606	19,430,807	461,691
	SWITZERLAND	0.39	26	1,193	28
	TAIWAN (REP. OF CHINA)	9,542.04	94,761	4,346,687	102,096
	UNITED STATES OF AMERICA	12,736.25	58,013	2,661,056	60,348
	VIETNAM	247.98	1,299	59,585	1,352
551219	Woven fabrics, containing 85% or more by weight of polyester staple fibers, other than unbleached or bleached	2,784,272.38	20,472,624	939,079,263	21,608,066
	AUSTRALIA	29.59	1,001	45,916	1,001
	BELGIUM	294.40	3,857	176,921	5,557
	DEMOCRATIC PEOPLE'S REP. OF KOREA	2,923.83	34,333	1,574,855	39,015
	GERMANY	2,717.00	44,689	2,049,884	46,476
	HONG KONG, CHINA	62,244.98	564,114	25,875,909	599,128
	INDIA	82.61	1,651	75,731	1,739
	INDONESIA	6,925.66	121,526	5,574,398	145,283
	ITALY	1,538.58	55,885	2,563,445	60,207
	JAPAN	12,656.15	57,868	2,654,405	64,590
	MALAYSIA	132,165.66	49,886	2,288,271	53,987
	PEOPLE'S REPUBLIC OF CHINA	1,505,004.26	10,298,125	472,374,994	10,846,065
	REPUBLIC OF KOREA	712,401.32	7,362,751	337,729,388	7,746,565
	SINGAPORE	98.10	148	6,789	229
	SPAIN	172.68	3,052	139,995	3,184
	SRI LANKA (CEYLON)	3,670.36	101,126	4,638,650	105,921
	SWITZERLAND	3.91	789	36,191	843
	TAIWAN (REP. OF CHINA)	283,269.99	1,203,767	55,216,792	1,258,795
	THAILAND	19,166.32	159,049	7,295,578	164,896
	TURKEY	13,745.59	142,783	6,549,456	169,729
	UK OF GREAT BRITAIN AND N. IRELAND	71.01	1,386	63,576	1,410
	UNITED ARAB EMIRATES, N.E.S.	45.83	575	26,375	614
	UNITED STATES OF AMERICA	7,901.51	124,596	5,715,219	146,354
	VIETNAM	17,143.04	139,667	6,406,525	146,478
551221	Woven fabrics, containing 85% or more by weight of acrylic or modacrylic staple fibers, unbleached or bleached	24,069.84	30,242	1,387,200	33,022
	HONG KONG, CHINA	207.09	705	32,338	842
	PEOPLE'S REPUBLIC OF CHINA	22,411.83	24,592	1,128,035	25,639
	UNITED STATES OF AMERICA	1,450.92	4,945	226,827	6,541
551229	Woven fabrics, containing 85% or more by weight of acrylic or modacrylic staple fibers, other than unbleached or bleached	90,318.69	457,147	20,969,333	513,369
	BELGIUM	1,750.95	23,743	1,089,091	31,126
	FRANCE	26.09	801	36,742	825
	GERMANY	3,129.41	92,419	4,239,260	104,182
	HONG KONG, CHINA	5,043.85	92,713	4,252,745	100,019
	ITALY	1,242.34	27,203	1,247,802	28,058
	MEXICO	75.79	7,559	346,731	8,076
	PEOPLE'S REPUBLIC OF CHINA	67,777.48	46,783	2,145,936	48,753

TABLE 8 - Continued

PSCC CODE	COMMODITY AND COUNTRY OF ORIGIN	GROSS WEIGHT (GK)	FOB VALUE		CIF
			DOLLARS	PESOS	DOLLARS
	REPUBLIC OF KOREA	1,015.03	8,473	388,657	9,719
	SAUDI ARABIA	288.00	8,166	374,574	8,223
	SINGAPORE	895.76	1,506	69,080	1,568
	TAIWAN (REP. OF CHINA)	696.48	2,873	131,785	3,410
	UK OF GREAT BRITAIN AND N. IRELAND	102.41	6,207	284,715	6,675
	UNITED STATES OF AMERICA	8,275.10	138,701	6,362,215	162,735
551291	Woven fabrics, containing 85% or more by weight of other synthetic staple fibers, unbleached or bleached	35,309.99	156,380	7,173,151	163,286
	HONG KONG, CHINA	182.51	385	17,660	448
	PEOPLE'S REPUBLIC OF CHINA	34,456.69	145,726	6,684,452	151,866
	REPUBLIC OF KOREA	670.45	10,235	469,479	10,936
	UK OF GREAT BRITAIN AND N. IRELAND	0.34	34	1,560	36
551299	Woven fabrics, containing 85% or more by weight of other synthetic staple fibers, other than unbleached or bleached	105,764.72	837,617	38,421,490	892,145
	AUSTRALIA	34.16	1,093	50,136	1,168
	BELGIUM	531.53	7,605	348,841	8,503
	DENMARK	5.77	944	43,301	971
	GERMANY	34.35	2,583	118,482	2,854
	HONG KONG, CHINA	3,258.25	23,307	1,069,092	24,123
	INDIA	36.14	506	23,210	540
	ITALY	8.35	583	26,742	677
	JAPAN	51.58	1,183	54,264	1,269
	PEOPLE'S REPUBLIC OF CHINA	40,118.12	88,384	4,054,174	93,697
	REPUBLIC OF KOREA	16,863.65	450,937	20,684,480	487,008
	SINGAPORE	523.58	3,608	165,499	3,683
	SWITZERLAND	5.55	559	25,641	589
	TAIWAN (REP. OF CHINA)	42,727.59	184,045	8,442,144	189,856
	THAILAND	70.01	596	27,339	620
	UK OF GREAT BRITAIN AND N. IRELAND	113.52	3,882	178,067	3,992
	UNITED STATES OF AMERICA	311.50	2,601	119,308	2,933
	VIETNAM	1,071.07	65,201	2,990,770	69,662
5513	Woven fabrics of synthetic staple fibres, containing less than 85% by weight of such fibres, mixed mainly or solely with cotton, of a weight not exceeding 170 g/m2.	3,936,787.70	21,506,419	986,499,438	22,574,487
551311	Plain weave, of polyester staple fibers, containing less than 85% by weight of such fibers, mixed mainly or solely with cotton, of a weight not exceeding 170 g/m2, unbleached or bleached	1,067,707.36	1,558,583	71,492,202	1,637,352
	HONG KONG, CHINA	20,309.35	72,097	3,307,089	75,653
	INDIA	277.40	4,881	223,891	4,898
	JAPAN	5.22	87	3,991	139
	PEOPLE'S REPUBLIC OF CHINA	996,795.06	1,271,801	58,337,512	1,336,528
	REPUBLIC OF KOREA	7,657.83	78,815	3,615,244	85,404
	TAIWAN (REP. OF CHINA)	42,505.70	130,678	5,994,200	134,468
	VIETNAM	156.80	224	10,275	262
551312	3-thread or 4-thread twill, including cross twill, of polyester staple fibers, containing less than 85% by weight of such fibers, mixed mainly or solely with cotton, of a weight not exceeding 170 g/m2, unbleached or bleached	247,821.96	905,908	41,554,000	925,781
	HONG KONG, CHINA	84,777.10	257,856	11,827,855	266,571
	PEOPLE'S REPUBLIC OF CHINA	163,044.86	648,052	29,726,145	659,210
551313	Other woven fabrics of polyester staple fibers, containing less than 85% by weight of such fibers, mixed mainly or solely with cotton, of a weight not exceeding 170 g/m2, unbleached or bleached	31,380.58	189,923	8,711,768	207,006
	HONG KONG, CHINA	1,781.56	22,969	1,053,588	23,850
	MALAYSIA	3,309.44	30,763	1,411,099	32,898
	NETHERLANDS	200.03	2,623	120,317	3,005
	PEOPLE'S REPUBLIC OF CHINA	24,221.93	106,799	4,898,870	119,476
	REPUBLIC OF KOREA	1,867.62	26,769	1,227,894	27,777

TABLE 8 - Continued

PSCC CODE	COMMODITY AND COUNTRY OF ORIGIN	GROSS WEIGHT (GK)	FOB VALUE		CIF
			DOLLARS	PESOS	DOLLARS
551319	Woven fabrics, n.e.s., other synthetic staple fibers, containing less than 85% by weight of such fibers, mixed mainly or solely with cotton, of a weight not exceeding 170 g/m2, unbleached or bleached	331,718.07	3,330,569	152,773,199	3,453,430
	HONG KONG, CHINA	4,246.90	56,790	2,604,957	59,850
	INDIA	4,209.51	42,559	1,952,181	47,021
	INDONESIA	86.99	615	28,210	731
	ITALY	1,101.36	37,714	1,729,941	41,731
	JAPAN	320.36	6,693	307,008	6,724
	MACAU	1,098.34	12,767	585,622	14,790
	PEOPLE'S REPUBLIC OF CHINA	187,433.94	1,832,164	84,041,363	1,898,947
	REPUBLIC OF KOREA	120,325.94	1,212,972	55,639,026	1,249,813
	SINGAPORE	198.24	1,889	86,648	1,960
	TAIWAN (REP. OF CHINA)	2,543.11	33,213	1,523,480	34,299
	THAILAND	489.51	7,109	326,090	8,105
	TURKEY	4,503.77	34,448	1,580,130	37,663
	UK OF GREAT BRITAIN AND N. IRELAND	4.51	46	2,110	50
	UNITED STATES OF AMERICA	804.15	3,667	168,205	3,752
	VIETNAM	4,351.44	47,923	2,198,228	47,994
551321	Plain weave, of polyester staple fibers, containing less than 85% by weight of such fibers, mixed mainly or solely with cotton, of a weight not exceeding 170 g/m2, dyed	274,459.84	1,417,107	65,002,699	1,494,918
	HONG KONG, CHINA	22,537.32	193,260	8,864,836	201,547
	NETHERLANDS	104.33	1,832	84,034	2,315
	PEOPLE'S REPUBLIC OF CHINA	208,877.52	1,052,671	48,286,019	1,102,678
	REPUBLIC OF KOREA	379.68	4,455	204,351	6,104
	TAIWAN (REP. OF CHINA)	39,027.61	126,503	5,802,693	129,310
	THAILAND	1,086.26	9,050	415,124	9,123
	UK OF GREAT BRITAIN AND N. IRELAND	1,145.78	15,401	706,444	21,959
	UNITED STATES OF AMERICA	1,215.48	13,646	625,942	21,585
	VIETNAM	85.86	289	13,256	297
551322	3-thread or 4-thread twill, including cross twill, of polyester staple fibers, containing less than 85% by weight of such fibers, mixed mainly or solely with cotton, of a weight not exceeding 170 g/m2, dyed	47,735.20	64,980	2,980,633	68,037
	PEOPLE'S REPUBLIC OF CHINA	47,735.20	64,980	2,980,633	68,037
551323	Other woven fabrics of polyester staple fibers, containing less than 85% by weight of such fibers, mixed mainly or solely with cotton, of a weight not exceeding 170 g/m2, dyed	174,078.95	172,270	7,902,025	180,138
	MALAYSIA	62,385.55	47,097	2,160,339	49,721
	PEOPLE'S REPUBLIC OF CHINA	111,455.33	122,818	5,633,662	127,619
	THAILAND	238.07	2,355	108,024	2,798
551329	Woven fabrics, n.e.s., other synthetic staple fibers, containing less than 85% by weight of such fibers, mixed mainly or solely with cotton, of a weight not exceeding 170 g/m2, dyed	1,316,981.92	9,241,281	423,897,557	9,596,870
	AUSTRIA	2.79	60	2,752	150
	BELGIUM	20.91	358	16,421	403
	HONG KONG, CHINA	25,758.34	376,436	17,267,119	388,155
	INDONESIA	1,579.84	9,012	413,380	9,381
	ITALY	18,964.58	272,030	12,478,016	279,847
	JAPAN	144.84	5,499	252,239	5,654
	PEOPLE'S REPUBLIC OF CHINA	909,329.24	6,488,041	297,606,441	6,706,515
	REPUBLIC OF KOREA	315,434.55	1,789,845	82,100,190	1,860,431
	SINGAPORE	721.32	6,720	308,246	6,908
	SPAIN	13.27	353	16,192	376
	SRI LANKA (CEYLON)	29,060.42	75,385	3,457,910	77,512
	TAIWAN (REP. OF CHINA)	6,449.47	45,883	2,104,653	47,989
	THAILAND	4,146.24	61,701	2,830,225	63,531
	TURKEY	4,526.26	102,777	4,714,381	140,470
	UK OF GREAT BRITAIN AND N. IRELAND	117.86	2,544	116,693	3,215
	UNITED STATES OF AMERICA	308.03	2,513	115,271	4,033
	VIETNAM	403.96	2,124	97,428	2,300

TABLE 8 - Continued

PSCC CODE	COMMODITY AND COUNTRY OF ORIGIN	GROSS WEIGHT (GK)	FOB VALUE		CIF
			DOLLARS	PESOS	DOLLARS
551331	Plain weave, of polyester staple fibers, containing less than 85% by weight of such fibers, mixed mainly or solely with cotton, of a weight not exceeding 170 g/m2, of yarns of different colors				
		16,024.80	136,658	6,268,503	142,422
	PEOPLE'S REPUBLIC OF CHINA	1,383.55	9,803	449,664	10,252
	THAILAND	14,641.25	126,855	5,818,839	132,170
551332	3-thread or 4-thread twill, including cross twill, of polyester staple fibers, containing less than 85% by weight of such fibers, mixed mainly or solely with cotton, of a weight not exceeding 170 g/m2, of yarns of different colors				
		2,198.18	18,268	837,953	19,144
	HONG KONG, CHINA	704.35	6,740	309,164	6,962
	PEOPLE'S REPUBLIC OF CHINA	1,227.90	8,952	410,628	9,316
	REPUBLIC OF KOREA	90.46	1,129	51,787	1,129
	TAIWAN (REP. OF CHINA)	162.41	1,151	52,796	1,230
	UK OF GREAT BRITAIN AND N. IRELAND	13.06	296	13,578	507
551339	Woven fabrics, n.e.s., other synthetic staple fibers, containing less than 85% by weight of such fibers, mixed mainly or solely with cotton, of a weight not exceeding 170 g/m2, of yarns of different colors				
		7.84	122	5,596	137
	PEOPLE'S REPUBLIC OF CHINA	7.84	122	5,596	137
551341	Plain weave, of polyester staple fibers, containing less than 85% by weight of such fibers, mixed mainly or solely with cotton, of a weight not exceeding 170 g/m2, printed				
		32,267.86	161,583	7,411,812	165,582
	HONG KONG, CHINA	120.60	1,084	49,723	1,128
	JAPAN	54.83	161	7,385	161
	PEOPLE'S REPUBLIC OF CHINA	12,966.75	130,023	5,964,155	133,731
	TAIWAN (REP. OF CHINA)	19,125.68	30,315	1,390,549	30,562
551342	3-thread or 4-thread twill, including cross twill, of polyester staple fibers, containing less than 85% by weight of such fibers, mixed mainly or solely with cotton, of a weight not exceeding 170 g/m2, printed				
		373,739.41	4,041,800	185,397,366	4,361,656
	CAMBODIA (DEMOCRATIC KAMPUCHEA)	50.90	127	5,825	127
	FRANCE	616.26	54,997	2,522,712	55,382
	GERMANY	15.64	192	8,807	192
	HONG KONG, CHINA	68,775.90	611,207	28,036,065	652,241
	INDIA	507.32	7,340	336,686	7,340
	INDONESIA	279.18	1,647	75,548	1,753
	ITALY	1,248.04	30,291	1,389,448	31,080
	JAPAN	18,108.30	375,404	17,219,781	414,003
	MALAYSIA	14,688.12	7,548	346,227	8,790
	NETHERLANDS	176.14	10,180	466,957	10,182
	PEOPLE'S REPUBLIC OF CHINA	19,400.70	187,615	8,605,900	196,061
	REPUBLIC OF KOREA	34,559.20	614,979	28,209,087	670,637
	SINGAPORE	14,557.47	222,999	10,228,964	260,707
	TAIWAN (REP. OF CHINA)	87,777.40	916,426	42,036,461	988,474
	THAILAND	44,170.26	565,423	25,935,953	614,268
	UNITED STATES OF AMERICA	3,120.53	53,576	2,457,531	55,338
	VIETNAM	65,688.05	381,849	17,515,414	395,081
551343	Other woven fabrics of polyester staple fibers, containing less than 85% by weight of such fibers, mixed mainly or solely with cotton, of a weight not exceeding 170 g/m2, printed				
		109.93	1,868	85,685	2,504
	SINGAPORE	109.93	1,868	85,685	2,504
551349	Woven fabrics, n.e.s., other synthetic staple fibers, containing less than 85% by weight of such fibers, mixed mainly or solely with cotton, of a weight not exceeding 170 g/m2, printed				
		20,555.80	265,499	12,178,440	319,510
	HONG KONG, CHINA	170.90	5,078	232,928	5,274
	INDIA	12.47	301	13,807	341
	JAPAN	904.27	975	44,723	1,154
	LUXEMBOURG	14.20	233	10,688	250
	PEOPLE'S REPUBLIC OF CHINA	4,503.82	61,756	2,832,748	73,347
	REPUBLIC OF KOREA	1,422.47	31,318	1,436,557	36,025

TABLE 8 - Continued

PSCC CODE	COMMODITY AND COUNTRY OF ORIGIN	GROSS WEIGHT (GK)	FOB VALUE		CIF
			DOLLARS	PESOS	DOLLARS
	SINGAPORE	4,165.39	65,409	3,000,311	85,310
	TAIWAN (REP. OF CHINA)	8,957.82	98,680	4,526,452	115,788
	THAILAND	221.30	1,468	67,337	1,726
	VIETNAM	183.16	281	12,889	295
5514	Woven fabrics of synthetic staple fibres, containing less than 85% by weight of such fibres, mixed mainly or solely with cotton, of a weight exceeding 170 g/m2.	12,586,874.18	6,192,801	284,063,782	6,682,223
551411	Plain weave, of polyester staple fibers, containing less than 85% by weight of such fibers, mixed mainly or solely with cotton, of a weight exceeding 170 g/m2, unbleached or bleached	1,760,239.34	688,745	31,592,734	739,394
	INDONESIA	20,082.32	6,080	278,890	6,496
	PEOPLE'S REPUBLIC OF CHINA	1,503,541.18	574,387	26,347,132	617,851
	REPUBLIC OF KOREA	45,747.75	27,183	1,246,884	29,126
	TAIWAN (REP. OF CHINA)	190,868.09	81,095	3,719,828	85,921
551412	3-thread or 4-thread twill, including cross twill, of polyester staple fibers, containing less than 85% by weight of such fibers, mixed mainly or solely with cotton, of a weight exceeding 170 g/m2, unbleached or bleached	26,056.89	14,664	672,638	16,361
	PEOPLE'S REPUBLIC OF CHINA	26,056.89	14,664	672,638	16,361
551413	Other woven fabrics of polyester staple fibers, containing less than 85% by weight of such fibers, mixed mainly or solely with cotton, of a weight exceeding 170 g/m2, unbleached or bleached	19,844.14	32,551	1,493,115	37,515
	HONG KONG, CHINA	19.86	177	8,119	182
	PEOPLE'S REPUBLIC OF CHINA	18,417.26	10,824	496,497	12,794
	TAIWAN (REP. OF CHINA)	26.97	234	10,734	234
	THAILAND	10.46	61	2,798	61
	UK OF GREAT BRITAIN AND N. IRELAND	1,369.59	21,255	974,967	24,244
551419	Woven fabrics, n.e.s., other synthetic staple fibers, containing less than 85% by weight of such fibers, mixed mainly or solely with cotton, of a weight exceeding 170 g/m2, unbleached or bleached	836,708.40	362,486	16,627,233	402,445
	HONG KONG, CHINA	22,122.61	7,697	353,061	8,311
	PEOPLE'S REPUBLIC OF CHINA	779,490.33	339,426	15,569,471	377,069
	REPUBLIC OF KOREA	16,743.49	7,548	346,227	8,618
	ROMANIA	2.61	135	6,192	153
	TAIWAN (REP. OF CHINA)	18,349.36	7,680	352,282	8,294
551421	Plain weave, of polyester staple fibers, containing less than 85% by weight of such fibers, mixed mainly or solely with cotton, of a weight exceeding 170 g/m2, dyed	245,677.15	247,147	11,336,633	275,427
	BELGIUM	39.09	258	11,834	299
	HONG KONG, CHINA	21,052.26	7,688	352,649	8,302
	JAPAN	3,308.45	41,383	1,898,238	48,639
	PEOPLE'S REPUBLIC OF CHINA	194,717.32	123,982	5,687,054	131,765
	REPUBLIC OF KOREA	8,244.94	65,678	3,012,650	77,526
	TAIWAN (REP. OF CHINA)	18,290.15	7,665	351,594	8,279
	THAILAND	24.94	493	22,614	617
551422	3-thread or 4-thread twill, including cross twill, of polyester staple fibers, containing less than 85% by weight of such fibers, mixed mainly or solely with cotton, of a weight exceeding 170 g/m2, dyed	2,084.12	24,334	1,116,200	26,119
	HONG KONG, CHINA	1,040.27	2,052	94,125	2,168
	JAPAN	567.13	9,859	452,232	10,898
	REPUBLIC OF KOREA	476.72	12,423	569,843	13,053
551423	Other woven fabrics of polyester staple fibers, containing less than 85% by weight of such fibers, mixed mainly or solely with cotton, of a weight exceeding 170 g/m2, dyed	86,060.00	413,600	18,971,832	423,656
	HONG KONG, CHINA	154.64	2,638	121,005	2,706

TABLE 8 - Continued

PSCC CODE	COMMODITY AND COUNTRY OF ORIGIN	GROSS WEIGHT (GK)	FOB VALUE		CIF
			DOLLARS	PESOS	DOLLARS
	PEOPLE'S REPUBLIC OF CHINA	67,463.25	190,929	8,757,913	193,648
	REPUBLIC OF KOREA	17,802.88	210,851	9,671,735	218,042
	SINGAPORE	10.02	749	34,357	809
	VIETNAM	629.21	8,433	386,822	8,451
551429	Woven fabrics, n.e.s., other synthetic staple fibers, containing less than 85% by weight of such fibers, mixed mainly or solely with cotton, of a weight exceeding 170 g/m2, dyed	29,511.02	127,116	5,830,811	141,065
	HONG KONG, CHINA	1,195.28	21,547	988,361	21,965
	PEOPLE'S REPUBLIC OF CHINA	28,315.74	105,569	4,842,450	119,100
551431	Plain weave, of polyester staple fibers, containing less than 85% by weight of such fibers, mixed mainly or solely with cotton, of a weight exceeding 170 g/m2, of yarns of different colors	2,899.68	22,349	1,025,148	22,945
	BELGIUM	339.87	2,230	102,290	2,269
	FRANCE	7.49	352	16,146	376
	NEW ZEALAND	61.75	3,282	150,545	3,589
	PEOPLE'S REPUBLIC OF CHINA	2,490.57	16,485	756,167	16,711
551439	Woven fabrics, n.e.s., other synthetic staple fibers, containing less than 85% by weight of such fibers, mixed mainly or solely with cotton, of a weight exceeding 170 g/m2, of yarns of different colors	11,771.14	8,027	368,198	8,638
	HONG KONG, CHINA	37.04	685	31,421	728
	JAPAN	0.89	683	31,329	702
	PEOPLE'S REPUBLIC OF CHINA	10,823.89	5,991	274,807	6,436
	THAILAND	909.32	668	30,641	772
551441	Plain weave, of polyester staple fibers, containing less than 85% by weight of such fibers, mixed mainly or solely with cotton, of a weight exceeding 170 g/m2, printed	74,153.40	71,591	3,283,880	73,840
	PEOPLE'S REPUBLIC OF CHINA	74,148.12	70,550	3,236,129	72,769
	UNITED STATES OF AMERICA	5.28	1,041	47,751	1,071
551442	3-thread or 4-thread twill, including cross twill, of polyester staple fibers, containing less than 85% by weight of such fibers, mixed mainly or solely with cotton, of a weight exceeding 170 g/m2, printed	27,101.70	13,014	596,952	15,158
	PEOPLE'S REPUBLIC OF CHINA	8,214.51	5,928	271,917	6,530
	TAIWAN (REP. OF CHINA)	18,887.19	7,086	325,035	8,628
551443	Other woven fabrics of polyester staple fibers, containing less than 85% by weight of such fibers, mixed mainly or solely with cotton, of a weight exceeding 170 g/m2, printed	91,120.78	102,693	4,710,528	109,576
	PEOPLE'S REPUBLIC OF CHINA	49,706.57	21,625	991,939	24,027
	TAIWAN (REP. OF CHINA)	41,414.21	81,068	3,718,589	85,549
551449	Woven fabrics, n.e.s., other synthetic staple fibers, containing less than 85% by weight of such fibers, mixed mainly or solely with cotton, of a weight exceeding 170 g/m2, printed	9,373,646.42	4,064,484	186,437,880	4,390,084
	FRANCE	14.79	388	17,798	437
	HONG KONG, CHINA	251,689.22	150,630	6,909,398	162,645
	INDONESIA	137,446.40	167,391	7,678,225	180,091
	ITALY	1,423.93	1,554	71,282	1,617
	JAPAN	35,978.26	21,245	974,508	24,101
	MACAU	20.01	1,775	81,419	1,916
	MALAYSIA	399,441.12	141,652	6,497,577	151,230
	NETHERLANDS	104.36	268	12,293	287
	PAKISTAN, ISLAMIC REP. OF	23,233.95	6,999	321,044	7,478
	PEOPLE'S REPUBLIC OF CHINA	5,655,775.54	2,061,221	94,548,207	2,233,211
	REPUBLIC OF KOREA	240,230.18	135,915	6,234,421	151,530
	SINGAPORE	19,787.05	6,969	319,668	7,489
	TAIWAN (REP. OF CHINA)	2,182,691.64	943,311	43,269,676	1,019,091
	THAILAND	249,814.74	95,741	4,391,640	108,553
	UK OF GREAT BRITAIN AND N. IRELAND	156.10	745	34,173	766
	UNITED STATES OF AMERICA	111.35	3,835	175,911	4,084

TABLE 8 - Continued

PSCC CODE	COMMODITY AND COUNTRY OF ORIGIN	GROSS WEIGHT (GK)	FOB VALUE		CIF
			DOLLARS	PESOS	DOLLARS
	VIETNAM	175,727.78	324,845	14,900,640	335,558
5515	Other woven fabrics of synthetic staple fibres.	4,306,572.23	27,864,600	1,278,149,206	29,501,647
551511	Woven fabrics, of polyester staple fibers, mixed mainly or solely with viscose rayon staple fibers	1,808,494.95	6,852,674	314,332,156	7,257,311
	BELGIUM	160.52	3,120	143,114	3,967
	GERMANY	1,392.58	3,110	142,656	3,238
	HONG KONG, CHINA	106,443.58	799,237	36,661,001	815,828
	INDIA	2,161.44	6,607	303,063	8,901
	INDONESIA	28,692.13	47,504	2,179,008	49,266
	JAPAN	10,230.59	202,305	9,279,730	212,132
	MOROCCO	127.71	3,974	182,287	4,086
	NETHERLANDS	4,125.90	84,403	3,871,566	88,512
	PEOPLE'S REPUBLIC OF CHINA	420,609.17	2,196,846	100,769,326	2,328,736
	REPUBLIC OF KOREA	657,501.55	2,654,263	121,751,044	2,770,166
	SPAIN	104.11	3,075	141,050	3,201
	TAIWAN (REP. OF CHINA)	153,375.96	209,077	9,590,362	225,960
	TURKEY	34,707.84	408,750	18,749,363	508,195
	UK OF GREAT BRITAIN AND N. IRELAND	39.10	265	12,156	298
	UNITED STATES OF AMERICA	38.31	830	38,072	896
	VIETNAM	388,784.46	229,308	10,518,358	233,929
551512	Woven fabrics, of polyester staple fibers, mixed mainly or solely with man-made filaments	6,093.80	105,164	4,823,873	114,917
	BELGIUM	1,880.18	23,599	1,082,486	26,580
	GERMANY	180.30	4,363	200,131	4,589
	PEOPLE'S REPUBLIC OF CHINA	3,089.44	46,234	2,120,754	48,152
	REPUBLIC OF KOREA	808.72	25,306	1,160,786	29,436
	TURKEY	49.91	5,225	239,671	5,711
	VIETNAM	85.25	437	20,045	449
551513	Woven fabrics, of polyester staple fibers, mixed mainly or solely with wool or fine animal hair	17,336.49	236,650	10,855,137	277,288
	DENMARK	25.07	1,848	84,768	1,855
	IRELAND	954.41	54,025	2,478,127	63,347
	ITALY	67.58	1,932	88,621	3,892
	PEOPLE'S REPUBLIC OF CHINA	8,667.45	130,588	5,990,072	153,861
	REPUBLIC OF KOREA	7,591.11	47,486	2,178,183	52,966
	UNITED STATES OF AMERICA	30.87	771	35,366	1,367
551519	Woven fabrics, of polyester staple fibers, mixed mainly or solely with other synthetic staple fibers	536,654.38	3,093,705	141,908,248	3,405,965
	BELGIUM	114.60	1,066	48,897	1,531
	FRANCE	22.77	437	20,045	519
	HONG KONG, CHINA	2,159.43	28,665	1,314,864	90,491
	INDIA	7,074.03	11,171	512,414	12,285
	ITALY	18.26	1,602	73,484	1,703
	JAPAN	536.44	15,056	690,619	16,028
	PEOPLE'S REPUBLIC OF CHINA	191,162.33	742,291	34,048,888	800,390
	REPUBLIC OF KOREA	319,292.42	2,114,401	96,987,574	2,292,959
	SINGAPORE	2,219.25	30,329	1,391,191	31,286
	TAIWAN (REP. OF CHINA)	4,621.57	47,167	2,163,550	50,340
	THAILAND	440.32	10,124	464,388	11,178
	TURKEY	1,151.04	17,783	815,706	20,064
	UK OF GREAT BRITAIN AND N. IRELAND	47.50	3,622	166,141	4,096
	UNITED STATES OF AMERICA	238.02	4,197	192,516	4,989
	VIETNAM	7,556.40	65,794	3,017,971	68,106
551521	Woven fabrics, of acrylic or modacrylic staple fibers, mixed mainly or solely with man-made filaments	678.08	11,194	513,469	12,683
	BELGIUM	480.23	6,125	280,954	7,209
	GERMANY	197.85	5,069	232,515	5,474
551522	Woven fabrics, of acrylic or modacrylic staple fibers, mixed mainly or solely with wool or fine animal hair	2,298.13	30,862	1,415,640	33,512
	HONG KONG, CHINA	712.18	19,283	884,511	21,407
	PEOPLE'S REPUBLIC OF CHINA	1,585.95	11,579	531,129	12,105

TABLE 8 - Continued

PSC CODE	COMMODITY AND COUNTRY OF ORIGIN	GROSS WEIGHT (GK)	FOB VALUE		CIF
			DOLLARS	PESOS	DOLLARS
551529	Woven fabrics, of acrylic or modacrylic staple fibers, mixed mainly or solely with other synthetic staple fibers	23,776.14	250,850	11,506,490	273,962
	GERMANY	21.65	388	17,798	415
	HONG KONG, CHINA	47.16	322	14,770	343
	INDIA	4,703.71	14,883	682,683	17,706
	ITALY	4,387.39	70,284	3,223,927	72,631
	PEOPLE'S REPUBLIC OF CHINA	5,532.48	45,491	2,086,672	46,820
	REPUBLIC OF KOREA	7,010.53	84,810	3,890,235	96,676
	TAIWAN (REP. OF CHINA)	1,980.08	31,063	1,424,860	35,746
	UNITED STATES OF AMERICA	93.14	3,609	165,545	3,625
551591	Woven fabrics, of other woven fabrics, mixed mainly or solely with man-made filaments	105,378.71	1,165,049	53,440,799	1,200,628
	ITALY	357.74	10,941	501,864	11,294
	PEOPLE'S REPUBLIC OF CHINA	11,908.24	49,550	2,272,859	51,073
	REPUBLIC OF KOREA	10,897.42	115,438	5,295,141	119,279
	TAIWAN (REP. OF CHINA)	9,908.61	11,009	504,983	11,931
	TURKEY	72,276.39	977,354	44,831,228	1,006,263
	UNITED STATES OF AMERICA	30.31	757	34,724	788
551592	Woven fabrics, of other woven fabrics, mixed mainly or solely with wool or fine animal hair	791,027.02	8,005,890	367,230,175	8,495,221
	AUSTRALIA	4,756.34	9,973	457,462	11,192
	HONDURAS, REPUBLIC OF	584.97	10,213	468,470	10,580
	HONG KONG, CHINA	238,966.55	3,719,601	170,618,098	3,882,188
	INDONESIA	9,075.85	9,636	442,003	10,367
	ITALY	3,913.01	108,033	4,955,474	115,701
	JAPAN	3,049.16	85,976	3,943,719	91,262
	MACAU	57.65	498	22,843	519
	PEOPLE'S REPUBLIC OF CHINA	411,227.20	2,932,032	134,492,308	3,122,111
	REPUBLIC OF KOREA	63,830.24	568,725	26,087,416	599,870
	TAIWAN (REP. OF CHINA)	15,750.81	108,388	4,971,758	112,092
	THAILAND	8,135.68	9,065	415,812	9,783
	TURKEY	14,813.93	246,298	11,297,689	324,354
	UK OF GREAT BRITAIN AND N. IRELAND	118.95	7,166	328,704	7,538
	UNITED STATES OF AMERICA	2,705.85	77,392	3,549,971	79,875
	VIETNAM	14,040.83	112,894	5,178,448	117,789
551599	Woven fabrics, of other woven fabrics, mixed mainly or solely with other synthetic staple fibers	1,014,834.53	8,112,562	372,123,219	8,430,160
	BELGIUM	26.10	402	18,440	453
	FRANCE	4,798.41	68,910	3,160,902	79,469
	HONG KONG, CHINA	178,515.09	3,399,846	155,950,936	3,482,834
	INDONESIA	10,816.73	11,475	526,358	12,238
	ITALY	5,507.85	119,127	5,464,355	123,236
	JAPAN	313.54	7,491	343,612	7,859
	PEOPLE'S REPUBLIC OF CHINA	510,352.77	2,227,857	102,191,801	2,303,702
	REPUBLIC OF KOREA	156,026.11	1,755,886	80,542,491	1,882,270
	TAIWAN (REP. OF CHINA)	92,645.23	254,265	11,663,136	262,510
	THAILAND	38,147.25	14,666	672,729	16,669
	TURKEY	8,449.87	141,872	6,507,669	143,993
	UNITED STATES OF AMERICA	3,201.08	83,806	3,844,181	87,242
	VIETNAM	6,034.50	26,959	1,236,609	27,685
5516	Woven fabrics of artificial staple fibres.	1,069,500.43	6,196,575	284,236,894	6,717,523
551611	Woven fabrics of artificial staple fibers, containing 85% or more by weight of artificial staple fibers, unbleached or bleached	16,365.90	73,609	3,376,445	117,778
	PEOPLE'S REPUBLIC OF CHINA	1,221.58	17,616	808,046	21,425
	UNITED STATES OF AMERICA	15,144.32	55,993	2,568,399	96,353
551612	Woven fabrics of artificial staple fibers, containing 85% or more by weight of artificial staple fibers, dyed	328,658.52	3,431,309	157,394,143	3,755,672
	HONG KONG, CHINA	59,218.42	440,371	20,199,818	473,149
	INDONESIA	827.95	5,314	243,753	5,569
	JAPAN	70.70	1,929	88,483	2,008
	PEOPLE'S REPUBLIC OF CHINA	182,939.07	2,118,243	97,163,806	2,340,180

TABLE 8 - Continued

PSCC CODE	COMMODITY AND COUNTRY OF ORIGIN	GROSS WEIGHT (GK)	FOB VALUE		CIF
			DOLLARS	PESOS	DOLLARS
	REPUBLIC OF KOREA	66,940.44	719,484	33,002,731	779,715
	TAIWAN (REP. OF CHINA)	53.97	422	19,357	436
	UNITED STATES OF AMERICA	52.17	400	18,348	1,151
	VIETNAM	18,555.80	145,146	6,657,847	153,464
551613	Woven fabrics of artificial staple fibers, containing 85% or more by weight of artificial staple fibers, of yarns of different colors	1,548.43	19,782	907,400	20,499
	NEW ZEALAND	64.46	3,690	169,260	3,891
	PEOPLE'S REPUBLIC OF CHINA	1,051.14	7,044	323,108	7,526
	REPUBLIC OF KOREA	432.83	9,048	415,032	9,082
551614	Woven fabrics of artificial staple fibers, containing 85% or more by weight of artificial staple fibers, printed	68,296.68	682,430	31,303,065	710,714
	HONG KONG, CHINA	1,991.14	23,594	1,082,257	23,633
	PEOPLE'S REPUBLIC OF CHINA	8,000.23	83,326	3,822,164	95,628
	REPUBLIC OF KOREA	28,120.24	335,318	15,381,037	347,634
	VIETNAM	30,185.07	240,192	11,017,607	243,819
551621	Woven fabrics of artificial staple fibers, containing less than 85% by weight of artificial staple fibers, mixed mainly or solely with man-made filament, unbleached or bleached	223,722.95	99,717	4,574,018	108,637
	HONG KONG, CHINA	1,183.16	963	44,173	991
	PEOPLE'S REPUBLIC OF CHINA	52,339.87	25,907	1,188,354	28,142
	REPUBLIC OF KOREA	16,449.46	5,924	271,734	6,866
	SINGAPORE	90.30	53	2,431	55
	SPAIN	76.66	2,058	94,400	2,200
	SWITZERLAND	264.29	7,427	340,676	7,804
	TAIWAN (REP. OF CHINA)	20,656.34	6,988	320,540	7,747
	THAILAND	132,662.87	50,397	2,311,710	54,832
551622	Woven fabrics of artificial staple fibers, containing less than 85% by weight of artificial staple fibers, mixed mainly or solely with man-made filament, dyed	107,163.18	939,887	43,112,616	990,448
	BELGIUM	22.21	351	16,100	397
	INDONESIA	3,349.57	22,190	1,017,855	22,854
	JAPAN	64.91	131	6,009	131
	PEOPLE'S REPUBLIC OF CHINA	94,616.56	808,146	37,069,657	851,509
	REPUBLIC OF KOREA	5,023.01	58,756	2,695,138	60,194
	SWITZERLAND	67.62	970	44,494	1,051
	TAIWAN (REP. OF CHINA)	2,855.60	22,982	1,054,184	23,805
	TURKEY	1,147.87	25,715	1,179,547	29,837
	UNITED STATES OF AMERICA	15.83	646	29,632	670
551623	Woven fabrics of artificial staple fibers, containing less than 85% by weight of artificial staple fibers, mixed mainly or solely with man-made filament, of yarns of different colors	9,476.53	63,734	2,923,478	68,303
	BELGIUM	1,071.13	12,385	568,100	13,676
	PEOPLE'S REPUBLIC OF CHINA	7,989.20	49,578	2,274,143	52,481
	UK OF GREAT BRITAIN AND N. IRELAND	35.20	1,390	63,759	1,717
	UNITED STATES OF AMERICA	381.00	381	17,476	429
551631	Woven fabrics of artificial staple fibers, containing less than 85% by weight of artificial staple fibers, mixed mainly or solely with wool or fine animal hair, unbleached or bleached	9,049.89	49,091	2,251,805	54,197
	PEOPLE'S REPUBLIC OF CHINA	909.09	8,857	406,271	9,625
	UNITED STATES OF AMERICA	8,140.80	40,234	1,845,534	44,572
551632	Woven fabrics of artificial staple fibers, containing less than 85% by weight of artificial staple fibers, mixed mainly or solely with wool or fine animal hair, dyed	1,356.59	36,527	1,675,493	38,598
	PEOPLE'S REPUBLIC OF CHINA	1,356.59	36,527	1,675,493	38,598
551633	Woven fabrics of artificial staple fibers, containing less than 85% by weight of artificial staple fibers, mixed mainly or solely with wool or fine animal hair, of yarns of different colors	396.79	41,004	1,880,853	46,187
	SWITZERLAND	396.79	41,004	1,880,853	46,187

TABLE 8 - Continued

PSCC CODE	COMMODITY AND COUNTRY OF ORIGIN	GROSS WEIGHT (GK)	FOB VALUE		CIF
			DOLLARS	PESOS	DOLLARS
551642	Woven fabrics of artificial staple fibers, containing less than 85% by weight of artificial staple fibers, mixed mainly or solely with cotton, dyed	226,549.24	339,534	15,574,424	360,647
	HONG KONG, CHINA	1,261.63	7,969	365,538	9,316
	ITALY	1.66	63	2,890	68
	JAPAN	842.85	22,967	1,053,496	24,501
	PEOPLE'S REPUBLIC OF CHINA	223,266.10	298,715	13,702,057	315,460
	REPUBLIC OF KOREA	1,177.00	9,820	450,443	11,302
551643	Woven fabrics of artificial staple fibers, containing less than 85% by weight of artificial staple fibers, mixed mainly or solely with cotton, of yarns of different colors	10,002.97	75,343	3,455,984	77,476
	BELGIUM	357.82	4,996	229,167	5,146
	PEOPLE'S REPUBLIC OF CHINA	9,622.74	68,905	3,160,672	70,848
	UNITED STATES OF AMERICA	22.41	1,442	66,145	1,482
551644	Woven fabrics of artificial staple fibers, containing less than 85% by weight of artificial staple fibers, mixed mainly or solely with cotton, printed	52,697.68	105,314	4,830,754	114,931
	PEOPLE'S REPUBLIC OF CHINA	50,980.10	97,796	4,485,903	107,413
	REPUBLIC OF KOREA	1,717.58	7,518	344,851	7,518
551692	Other woven fabrics of artificial staple fibers, n.e.s., with other fibers, dyed	13,514.24	212,539	9,749,164	224,320
	HONG KONG, CHINA	465.22	12,534	574,935	13,500
	PEOPLE'S REPUBLIC OF CHINA	10,471.66	164,213	7,532,450	171,319
	REPUBLIC OF KOREA	511.28	2,121	97,290	2,874
	TURKEY	1,989.28	32,160	1,475,179	34,406
	UNITED STATES OF AMERICA	76.80	1,511	69,310	2,221
551693	Other woven fabrics of artificial staple fibers, n.e.s., with other fibers, of yarns of different colors	130.18	2,357	108,116	3,407
	BELGIUM	88.42	1,273	58,393	1,764
	HONG KONG, CHINA	41.76	1,084	49,723	1,643
551694	Other woven fabrics of artificial staple fibers, n.e.s., with other fibers, printed	570.66	24,398	1,119,136	25,709
	HONG KONG, CHINA	37.64	18,662	856,026	19,326
	JAPAN	21.69	751	34,448	804
	PEOPLE'S REPUBLIC OF CHINA	437.37	3,455	158,481	3,554
	SINGAPORE	27.86	702	32,201	842
	UNITED STATES OF AMERICA	46.10	828	37,980	1,183
56	Wadding, felt and nonwovens; special yarns; twine, cordage, ropes and cables and articles thereof	28,673,930.32	46,942,699	2,153,261,603	49,648,046
5601	Wadding of textile materials and articles thereof; textile fibres, not exceeding 5 mm in length (flock), textile dust and mill neps.	2,546,421.14	5,433,239	249,222,673	5,725,868
560110	Sanitary towels and tampons, napkins and napkin liners for babies and similar sanitary articles, of wadding	434,600.99	457,620	20,991,030	504,526
	PEOPLE'S REPUBLIC OF CHINA	413,033.32	396,988	18,209,840	436,597
	TAIWAN (REP. OF CHINA)	11,403.79	10,118	464,113	11,303
	THAILAND	9,352.91	40,366	1,851,588	46,007
	UNITED STATES OF AMERICA	810.97	10,148	465,489	10,619
560121	Articles of cotton wadding, other than sub-items 560110	1,835,242.30	4,022,871	184,529,093	4,182,284
	DEMOCRATIC PEOPLE'S REP. OF KOREA	15.22	2,241	102,795	2,246
	FRANCE	5.57	304	13,944	318
	GERMANY	941.87	4,755	218,112	5,376
	HONG KONG, CHINA	73,329.29	26,652	1,222,527	27,620
	JAPAN	824.76	11,522	528,514	12,426
	MALAYSIA	130,952.22	559,552	25,666,651	590,084
	NETHERLANDS	17,888.66	136,460	6,259,420	141,058
	PEOPLE'S REPUBLIC OF CHINA	1,072,657.09	508,804	23,338,840	530,712

TABLE 8 - Continued

PSCC CODE	COMMODITY AND COUNTRY OF ORIGIN	GROSS WEIGHT (GK)	FOB VALUE		CIF DOLLARS
			DOLLARS	PESOS	
	REPUBLIC OF KOREA	10.61	1,826	83,759	1,877
	TAIWAN (REP. OF CHINA)	4,018.81	7,647	350,768	8,185
	THAILAND	531,252.93	2,759,694	126,587,163	2,858,698
	UK OF GREAT BRITAIN AND N. IRELAND	777.41	2,154	98,804	2,273
	UNITED STATES OF AMERICA	2,567.86	1,260	57,796	1,411
560122	Articles of wadding, of man-made fibers, other than sub-items				
560110		63,989.73	351,455	16,121,241	371,967
	GERMANY	492.95	669	30,687	695
	HONG KONG, CHINA	5,206.32	1,939	88,942	2,046
	INDONESIA	7,865.90	174,619	8,009,774	182,777
	JAPAN	5,424.05	16,347	749,837	17,753
	MALAYSIA	2,271.46	16,890	774,744	17,583
	PAKISTAN, ISLAMIC REP. OF	14,053.57	98,323	4,510,076	103,673
	PEOPLE'S REPUBLIC OF CHINA	27,466.72	31,373	1,439,079	35,033
	REPUBLIC OF KOREA	788.03	10,340	474,296	11,020
	SINGAPORE	39.51	372	17,064	743
	SWITZERLAND	6.83	73	3,349	78
	TAIWAN (REP. OF CHINA)	374.39	510	23,393	566
560129	Articles of wadding, of other textile materials, other than sub-items				
560110		146,627.85	382,472	17,543,991	426,416
	FRANCE	32.46	802	36,788	965
	HONG KONG, CHINA	927.89	613	28,118	665
	INDIA	1,717.10	10,207	468,195	11,980
	INDONESIA	14,973.23	298,237	13,680,131	332,503
	JAPAN	3,314.52	587	26,926	638
	MALAYSIA	66.73	88	4,037	104
	PEOPLE'S REPUBLIC OF CHINA	125,272.89	71,339	3,272,320	78,869
	UNITED STATES OF AMERICA	323.03	599	27,476	692
560130	Textile flock and dust and mil neps	65,960.27	218,821	10,037,318	240,675
	CANADA	6,501.55	9,654	442,829	11,126
	GERMANY	514.88	4,166	191,094	4,280
	HONG KONG, CHINA	3,166.73	9,026	414,023	9,134
	JAPAN	859.52	18,674	856,576	22,626
	PEOPLE'S REPUBLIC OF CHINA	38,115.56	35,106	1,610,312	38,761
	REPUBLIC OF KOREA	9,501.01	30,156	1,383,255	34,121
	SINGAPORE	29.77	25,023	1,147,805	26,694
	UNITED ARAB EMIRATES, N.E.S.	144.45	3,163	145,087	6,246
	UNITED STATES OF AMERICA	7,126.80	83,853	3,846,337	87,687
5602	Felt, whether or not impregnated, coated, covered or laminated.	278,495.69	1,428,956	65,546,214	1,507,655
560210	Needleloom felt and stitch-bonded fiber fabrics	61,463.95	230,988	10,595,420	246,374
	GERMANY	25.65	1,086	49,815	1,118
	JAPAN	3,968.76	52,802	2,422,028	55,346
	PEOPLE'S REPUBLIC OF CHINA	15,558.32	26,613	1,220,738	28,115
	REPUBLIC OF KOREA	2,991.71	13,269	608,649	14,838
	TAIWAN (REP. OF CHINA)	38,919.51	137,218	6,294,190	146,957
560221	Felt, not impregnated, coated or covered or laminated, of wool or fine animal hair	13,710.49	101,970	4,677,364	112,228
	FRANCE	20.00	413	18,944	474
	GERMANY	5.88	78	3,578	92
	HONG KONG, CHINA	85.24	833	38,210	858
	JAPAN	840.63	20,140	923,822	20,726
	PEOPLE'S REPUBLIC OF CHINA	8,983.35	5,671	260,129	6,744
	TAIWAN (REP. OF CHINA)	2,909.92	13,790	632,547	14,640
	UNITED STATES OF AMERICA	865.47	61,045	2,800,134	68,694
560229	Felt, not impregnated, coated or covered or laminated, of other textile materials	43,082.06	226,379	10,384,005	235,891
	GERMANY	4.36	61	2,798	63
	HONG KONG, CHINA	1,471.36	10,044	460,718	10,414
	INDIA	9,306.55	14,424	661,629	15,981
	INDONESIA	2,641.14	7,279	333,888	7,853
	JAPAN	243.06	5,208	238,891	5,786

TABLE 8 - Continued

PSCC CODE	COMMODITY AND COUNTRY OF ORIGIN	GROSS WEIGHT (GK)	FOB VALUE		CIF
			DOLLARS	PESOS	DOLLARS
	MACAU	155.93	15,137	694,334	15,524
	MEXICO	1,895.34	100,842	4,625,623	102,503
	PEOPLE'S REPUBLIC OF CHINA	26,166.66	39,111	1,794,021	42,440
	TAIWAN (REP. OF CHINA)	650.27	2,070	94,951	2,214
	UNITED STATES OF AMERICA	547.39	32,203	1,477,152	33,113
560290	Felt, not impregnated, coated or covered or laminated, n.e.s.	160,239.19	869,619	39,889,425	913,162
	AUSTRALIA	1,999.68	102,751	4,713,188	107,655
	BELGIUM	18,441.38	206,216	9,459,128	211,882
	GERMANY	25.34	642	29,449	686
	HONG KONG, CHINA	450.16	17,465	801,119	17,787
	ITALY	12.53	973	44,632	1,001
	JAPAN	9,397.76	79,697	3,655,702	82,763
	PEOPLE'S REPUBLIC OF CHINA	34,063.12	96,410	4,422,327	102,007
	REPUBLIC OF KOREA	64,337.16	148,382	6,806,282	155,428
	SINGAPORE	7,553.80	32,154	1,474,904	35,531
	SWITZERLAND	90.99	4,864	223,112	5,002
	TAIWAN (REP. OF CHINA)	14,852.67	52,274	2,397,809	54,314
	THAILAND	2,375.30	75,838	3,478,689	78,206
	UK OF GREAT BRITAIN AND N. IRELAND	3,011.27	32,620	1,496,279	40,487
	UNITED STATES OF AMERICA	3,628.03	19,333	886,805	20,413
5603	Nonwovens, whether or not impregnated, coated, covered or laminated.	15,669,001.96	28,262,992	1,296,423,444	29,872,123
560311	Nonwovens of man-made filament, weighing not more than 25 g/m2, whether or not impregnated, coated, covered or laminated	7,934,682.61	14,579,345	668,754,557	15,394,763
	GERMANY	52,274.30	147,981	6,787,889	152,406
	HONG KONG, CHINA	131,852.21	1,707,057	78,302,705	1,830,667
	JAPAN	3,145.68	26,387	1,210,372	31,066
	MACAU	22,659.65	277,967	12,750,346	326,864
	MALAYSIA	1,257,516.83	3,067,384	140,700,904	3,194,272
	PEOPLE'S REPUBLIC OF CHINA	5,042,574.11	8,060,227	369,722,613	8,420,487
	REPUBLIC OF KOREA	74,143.55	507,921	23,298,336	555,629
	TAIWAN (REP. OF CHINA)	1,323,463.18	750,354	34,418,738	845,483
	THAILAND	24,500.06	24,361	1,117,439	28,004
	VIETNAM	2,553.04	9,706	445,215	9,885
560312	Nonwovens of man-made filament, weighing more than 25 g/m2 but not more than 70 g/m2, whether or not impregnated, coated, covered or laminated	773,553.03	1,445,655	66,312,194	1,488,350
	GERMANY	14,126.29	87,353	4,006,882	88,241
	HONG KONG, CHINA	6,697.76	24,221	1,111,017	25,855
	JAPAN	84,936.44	346,592	15,898,175	352,958
	PEOPLE'S REPUBLIC OF CHINA	653,983.24	962,689	44,158,545	995,897
	REPUBLIC OF KOREA	148.85	2,103	96,465	2,169
	SWITZERLAND	11.79	245	11,238	266
	THAILAND	841.79	9,484	435,031	9,848
	TURKEY	66.64	1,766	81,006	1,887
	UNITED STATES OF AMERICA	12,740.23	11,202	513,835	11,229
560313	Nonwovens of man-made filament, weighing more than 70 g/m2 but not more than 150 g/m2, whether or not impregnated, coated, covered or laminated	168,516.81	916,059	42,019,628	958,417
	CANADA	27.92	759	34,815	906
	FRANCE	1,968.57	23,850	1,094,000	24,779
	GERMANY	10,623.95	64,198	2,944,763	66,387
	HONG KONG, CHINA	15,798.11	167,761	7,695,197	176,093
	JAPAN	5,199.66	67,277	3,085,996	72,133
	MALAYSIA	17,176.68	51,217	2,349,324	52,266
	NETHERLANDS	12.32	365	16,743	392
	PEOPLE'S REPUBLIC OF CHINA	101,159.59	252,433	11,579,102	266,377
	REPUBLIC OF KOREA	4,639.80	157,289	7,214,847	159,702
	SINGAPORE	36.63	313	14,357	342
	TAIWAN (REP. OF CHINA)	6,111.87	65,222	2,991,733	69,618
	THAILAND	3,998.62	39,230	1,799,480	40,931
	UNITED STATES OF AMERICA	1,176.59	20,501	940,381	22,493
	VIETNAM	586.50	5,644	258,890	5,998

TABLE 8 - Continued

PSCC CODE	COMMODITY AND COUNTRY OF ORIGIN	GROSS WEIGHT (GK)	FOB VALUE		CIF
			DOLLARS	PESOS	DOLLARS
560314	Nonwovens of man-made filament, weighing more than 150 g/m2, whether or not impregnated, coated, covered or laminated	560,530.57	2,181,203	100,051,781	2,362,720
	AUSTRALIA	62.61	3,892	178,526	4,158
	CANADA	2,068.02	5,708	261,826	6,428
	DENMARK	2.48	53	2,431	57
	FRANCE	1,707.89	19,653	901,483	21,257
	GERMANY	224.89	997	45,732	1,065
	HONG KONG, CHINA	67,863.70	326,489	14,976,051	358,772
	INDIA	4,297.22	20,972	961,986	20,976
	ISRAEL	31.88	458	21,008	477
	JAPAN	11,164.51	265,649	12,185,319	283,440
	MALAYSIA	46,849.79	143,854	6,598,583	172,763
	PEOPLE'S REPUBLIC OF CHINA	323,532.77	530,708	24,343,576	569,202
	REPUBLIC OF KOREA	18,278.64	93,299	4,279,625	105,558
	SINGAPORE	517.67	8,700	399,069	9,247
	TAIWAN (REP. OF CHINA)	60,293.24	515,049	23,625,298	549,382
	THAILAND	20,470.63	213,299	9,784,025	225,950
	UK OF GREAT BRITAIN AND N. IRELAND	10.78	242	11,101	279
	UNITED STATES OF AMERICA	1,724.96	15,818	725,571	16,308
	VIETNAM	1,428.89	16,363	750,571	17,401
560391	Nonwovens of other textile materials, weighing not more than 25 g/m2, whether or not impregnated, coated, covered or laminated	205,053.49	228,702	10,490,560	239,061
	GERMANY	7.77	746	34,219	777
	HONG KONG, CHINA	2,282.11	14,484	664,381	15,018
	JAPAN	1,058.15	5,913	271,229	6,092
	MALAYSIA	4,215.12	11,645	534,156	12,603
	PEOPLE'S REPUBLIC OF CHINA	197,467.00	195,803	8,981,484	204,446
	REPUBLIC OF KOREA	7.87	59	2,706	71
	SINGAPORE	15.47	52	2,385	54
560392	Nonwovens of other textile materials, weighing more than 25 g/m2 but not more than 70 g/m2, whether or not impregnated, coated, covered or laminated	2,777,175.44	3,285,658	150,713,131	3,451,852
	CAMBODIA (DEMOCRATIC KAMPUCHEA)	8,856.09	13,553	621,676	14,181
	CANADA	91.62	633	29,036	677
	FRANCE	38.28	1,812	83,116	1,863
	HONG KONG, CHINA	14,060.88	44,426	2,037,821	48,268
	JAPAN	16,608.67	64,746	2,969,899	69,876
	MALAYSIA	5,990.70	9,843	451,498	10,754
	PEOPLE'S REPUBLIC OF CHINA	2,321,069.84	2,137,152	98,031,162	2,251,995
	REPUBLIC OF KOREA	24,218.99	176,062	8,075,964	188,810
	SINGAPORE	36,730.28	531,736	24,390,730	541,712
	TAIWAN (REP. OF CHINA)	336,225.13	229,781	10,540,054	247,700
	THAILAND	13,284.96	75,914	3,482,175	76,016
560393	Nonwovens of other textile materials, weighing more than 70 g/m2 but not more than 150 g/m2, whether or not impregnated, coated, covered or laminated	1,107,440.60	1,881,480	86,303,487	1,957,351
	BELGIUM	18.27	1,266	58,071	1,444
	DENMARK	103.61	1,124	51,558	1,156
	GERMANY	198,856.11	1,212,328	55,609,485	1,238,723
	HONG KONG, CHINA	18,508.22	15,676	719,058	16,983
	JAPAN	49,005.33	28,896	1,325,460	37,694
	MALAYSIA	595.14	1,018	46,696	1,190
	NETHERLANDS	0.47	104	4,770	111
	PEOPLE'S REPUBLIC OF CHINA	823,005.98	525,393	24,099,777	557,632
	REPUBLIC OF KOREA	19.12	83,940	3,850,328	89,713
	SINGAPORE	116.60	2,492	114,308	2,662
	SWITZERLAND	99.67	1,758	80,639	1,808
	TAIWAN (REP. OF CHINA)	16,953.54	5,121	234,900	5,674
	THAILAND	95.50	1,431	65,640	1,566
	UNITED STATES OF AMERICA	63.04	933	42,797	995
560394	Nonwovens of other textile materials, weighing more than 150 g/m2, whether or not impregnated, coated, covered or laminated	2,142,049.41	3,744,890	171,778,106	4,019,609
	CZECH REPUBLIC (CZECHOSLOVAKIA)	5.22	3,064	140,546	3,470
	DENMARK	3,646.48	3,634	166,692	5,591
	FRANCE	118.10	1,339	61,420	1,395

TABLE 8 - Continued

PSCC CODE	COMMODITY AND COUNTRY OF ORIGIN	GROSS WEIGHT (GK)	FOB VALUE		CIF DOLLARS
			DOLLARS	PESOS	
	GERMANY	19,867.04	120,968	5,548,802	127,341
	HONG KONG, CHINA	104,088.27	222,583	10,209,882	236,155
	INDONESIA	33,126.64	84,796	3,889,593	91,578
	ITALY	193.81	3,503	160,683	6,031
	JAPAN	13,230.73	103,802	4,761,398	112,106
	MACAU	447.15	937	42,980	976
	PEOPLE'S REPUBLIC OF CHINA	1,619,121.60	1,747,885	80,175,485	1,899,650
	REPUBLIC OF KOREA	33,698.70	428,723	19,665,524	445,165
	SINGAPORE	2,612.25	14,170	649,978	14,775
	SRI LANKA (CEYLON)	1,862.57	4,754	218,066	4,888
	SWITZERLAND	0.84	107	4,908	114
	TAIWAN (REP. OF CHINA)	130,994.96	304,492	13,967,048	323,850
	THAILAND	156,769.28	599,731	27,509,661	641,218
	UNITED STATES OF AMERICA	4,190.36	28,046	1,286,470	28,546
	VIETNAM	18,075.41	72,356	3,318,970	76,760
5604	Rubber thread and cord, textile covered; textile yarn, and strip and the like of heading 54.04 or 54.05, impregnated, coated, covered or sheathed with rubber or plastics.	5,532,621.54	4,881,704	223,923,762	5,187,520
560410	Rubber thread and cord, textile covered	530,358.92	908,126	41,655,739	959,926
	AUSTRALIA	2,601.35	10,935	501,588	11,571
	AUSTRIA	594.47	9,743	446,911	10,177
	HONG KONG, CHINA	44,571.54	215,409	9,880,811	224,403
	ICELAND	12.48	376	17,247	460
	JAPAN	15,862.14	135,824	6,230,247	142,531
	MALAYSIA	43,710.79	14,610	670,161	15,586
	NETHERLANDS	0.07	50	2,294	52
	PEOPLE'S REPUBLIC OF CHINA	53,413.24	125,467	5,755,171	132,213
	REPUBLIC OF KOREA	5,149.59	38,844	1,781,774	46,566
	SINGAPORE	637.18	4,961	227,561	8,717
	TAIWAN (REP. OF CHINA)	2,544.02	9,266	425,031	9,755
	THAILAND	361,143.29	342,291	15,700,888	357,532
	UK OF GREAT BRITAIN AND N. IRELAND	1.03	96	4,404	102
	UNITED STATES OF AMERICA	117.73	254	11,651	261
560420	High tenacity yarn of polyesters, of nylon or other polyamides or of viscose rayon, impregnated or coated	4,263,833.72	3,638,161	166,882,445	3,860,351
	BELGIUM	66.22	149	6,835	185
	CANADA	19,944.85	7,656	351,181	7,673
	DENMARK	4.26	207	9,495	222
	HONG KONG, CHINA	23,084.54	87,177	3,998,809	89,568
	INDIA	40,846.37	21,282	976,205	21,944
	INDONESIA	1,558,687.05	638,746	29,299,279	668,900
	ITALY	1,017.71	8,795	403,427	9,291
	JAPAN	3,996.28	59,276	2,718,990	61,238
	MALAYSIA	5,294.35	40,462	1,855,992	41,575
	PEOPLE'S REPUBLIC OF CHINA	1,773,039.05	827,060	37,937,242	877,099
	REPUBLIC OF KOREA	1,776.65	11,775	540,119	13,095
	SINGAPORE	6,579.64	74,636	3,423,553	77,225
	TAIWAN (REP. OF CHINA)	720,175.60	1,782,261	81,752,312	1,904,475
	THAILAND	18,617.71	7,162	328,521	8,084
	UK OF GREAT BRITAIN AND N. IRELAND	658.70	10,106	463,562	14,864
	UNITED STATES OF AMERICA	2,017.16	25,848	1,185,648	26,960
	VIETNAM	88,027.58	35,563	1,631,275	37,953
560490	Other textile yarn and strip and the like of heading No. 54.04 or 54.05, impregnated, coated, covered or sheathed with rubber or plastics	738,428.90	335,417	15,385,578	367,243
	HONG KONG, CHINA	432.75	3,980	182,563	4,143
	INDIA	39,305.32	16,600	761,442	18,050
	INDONESIA	401,860.19	175,500	8,050,185	191,722
	JAPAN	14,410.81	17,753	814,330	19,666
	MACAU	73.82	1,300	59,631	1,353
	PEOPLE'S REPUBLIC OF CHINA	191,918.03	75,472	3,461,901	83,099
	REPUBLIC OF KOREA	83.72	892	40,916	1,012
	TAIWAN (REP. OF CHINA)	71,142.41	35,367	1,622,284	38,959
	VIETNAM	19,201.85	8,553	392,326	9,239

TABLE 8 - Continued

PSCC CODE	COMMODITY AND COUNTRY OF ORIGIN	GROSS WEIGHT (GK)	FOB VALUE		CIF
			DOLLARS	PESOS	DOLLARS
5605	Metallised yarn, whether or not gimped, being textile yarn, or strip or the like of heading 54.04 or 54.05, combined with metal in the form of thread, strip or powder or covered with metal.	7,764.00	137,905	6,325,702	142,475
560500	Metallized yarn, whether or not gimped, being textile yarn, or strip or the like of heading No. 54.04 or 54.05, or combined with metal in the form of thread, strip or powder or covered with metal	7,764.00	137,905	6,325,702	142,475
	JAPAN	192.84	3,934	180,453	4,213
	NEW ZEALAND	13.96	215	9,862	268
	PEOPLE'S REPUBLIC OF CHINA	649.15	3,068	140,729	3,240
	REPUBLIC OF KOREA	345.63	990	45,411	990
	SINGAPORE	238.75	5,064	232,286	5,496
	SWITZERLAND	21.94	43	1,972	46
	TAIWAN (REP. OF CHINA)	112.72	2,247	103,070	2,310
	UK OF GREAT BRITAIN AND N. IRELAND	6,029.61	117,228	5,377,248	120,656
	UNITED STATES OF AMERICA	159.40	5,116	234,671	5,256
5606	Gimped yarn, and strip and the like of heading 54.04 or 54.05, gimped (other than those of heading 56.05 and gimped horsehair yarn); chenille yarn (including flock chenille yarn); loop wale-yarn.	15,145.42	115,700	5,307,159	124,292
560600	Gimped yarn, and strip and the like of heading No. 54.04 or 54.05, gimped (other than those of heading No. 56.05 and gimped horsehair yarn); chenille yarn (including flock chenille yarn); loop wale-yarn	15,145.42	115,700	5,307,159	124,292
	HONG KONG, CHINA	3,602.62	34,929	1,602,193	37,899
	JAPAN	18.69	3,743	171,691	3,897
	PEOPLE'S REPUBLIC OF CHINA	5,545.50	3,426	157,151	3,628
	TAIWAN (REP. OF CHINA)	5,974.75	73,079	3,352,134	78,310
	UNITED STATES OF AMERICA	3.86	523	23,990	558
5607	Twine, cordage, ropes and cables, whether or not plaited or braided and whether or not impregnated, coated, covered or sheathed with rubber or plastics.	2,106,878.89	4,014,627	184,150,937	4,244,736
560710	Twine, cordage, ropes and cables, of jute or other textile bast fibers of heading No. 53.03	949,411.45	992,557	45,528,588	1,049,716
	CZECH REPUBLIC (CZECHOSLOVAKIA)	136.58	1,819	83,438	2,011
	GERMANY	1,578.25	11,666	535,119	12,437
	HONG KONG, CHINA	1,310.11	18,151	832,586	18,676
	ITALY	20.42	2,026	92,933	2,099
	JAPAN	1,367.58	33,222	1,523,893	35,616
	MALAYSIA	2.30	94	4,312	116
	NETHERLANDS	414.39	65,960	3,025,585	67,821
	PEOPLE'S REPUBLIC OF CHINA	310,750.75	162,812	7,468,186	168,878
	REPUBLIC OF KOREA	570,181.47	251,267	11,525,617	257,405
	SINGAPORE	129.91	1,976	90,639	2,164
	TAIWAN (REP. OF CHINA)	22,983.68	402,467	18,461,161	440,315
	UK OF GREAT BRITAIN AND N. IRELAND	25.24	886	40,641	1,006
	UNITED STATES OF AMERICA	669.28	15,474	709,792	16,090
	VIETNAM	39,841.49	24,737	1,134,686	25,082
560721	Binder or baler twine, of sisal or other textile fibers of the genus Agave	433.70	616	28,256	658
	UNITED STATES OF AMERICA	433.70	616	28,256	658
560729	Other twine, cordage, ropes and cables, of sisal or other textile fibers of the genus Agave	24,430.33	197,690	9,068,039	203,692
	GERMANY	8.86	582	26,696	598
	PEOPLE'S REPUBLIC OF CHINA	1,106.78	719	32,981	785
	REPUBLIC OF KOREA	21,745.33	189,381	8,686,906	195,145
	SINGAPORE	754.38	3,944	180,911	4,000
	TAIWAN (REP. OF CHINA)	743.56	1,490	68,346	1,532
	UK OF GREAT BRITAIN AND N. IRELAND	8.87	1,490	68,346	1,532
	UNITED STATES OF AMERICA	62.55	84	3,853	100
560741	Binder or baler twine, of polyethylene or polypropylene	385.00	590	27,063	642

TABLE 8 - Continued

PSCC CODE	COMMODITY AND COUNTRY OF ORIGIN	GROSS WEIGHT (GK)	FOB VALUE		CIF
			DOLLARS	PESOS	DOLLARS
	PEOPLE'S REPUBLIC OF CHINA	375.83	345	15,825	369
	UNITED STATES OF AMERICA	9.17	245	11,238	273
560749	Other twine, cordage, ropes and cables, of polyethylene or polypropylene	652,763.83	756,818	34,715,241	803,251
	AUSTRIA	53.78	424	19,449	443
	FRANCE	7,393.93	4,525	207,562	4,832
	GERMANY	19.72	303	13,899	361
	HONG KONG, CHINA	645.68	1,441	66,099	1,676
	JAPAN	38,893.54	25,152	1,153,722	26,760
	MALAYSIA	359.77	4,478	205,406	4,784
	MEXICO	24.58	1,892	86,786	2,101
	PEOPLE'S REPUBLIC OF CHINA	376,213.89	364,998	16,742,458	385,135
	REPUBLIC OF KOREA	142,888.80	115,174	5,283,031	121,320
	SINGAPORE	1,067.12	3,401	156,004	3,702
	TAIWAN (REP. OF CHINA)	22,592.05	33,973	1,558,341	36,669
	THAILAND	1,420.70	1,452	66,603	1,538
	UK OF GREAT BRITAIN AND N. IRELAND	75.36	1,624	74,493	1,935
	UNITED STATES OF AMERICA	14,405.68	106,477	4,884,100	118,671
	VIETNAM	46,709.23	91,504	4,197,288	93,324
560750	Twine, cordage, ropes and cables, of other synthetic fibers, whether or not plaited or braided and whether or not impregnated, coated, covered or sheathed with rubber or plastics	320,065.68	1,704,136	78,168,718	1,798,394
	AUSTRALIA	468.87	2,598	119,170	2,830
	AUSTRIA	579.92	5,750	263,752	6,182
	CZECH REPUBLIC (CZECHOSLOVAKIA)	1,976.92	6,174	283,201	6,427
	DENMARK	4.34	163	7,477	165
	FRANCE	510.69	17,616	808,046	18,591
	GERMANY	33.46	694	31,834	722
	HONG KONG, CHINA	18,206.48	223,187	10,237,588	234,118
	ITALY	502.21	7,765	356,181	8,527
	JAPAN	7,553.63	83,845	3,845,970	87,459
	MALAYSIA	23.17	1,134	52,017	1,261
	NORWAY	0.90	243	11,146	253
	PEOPLE'S REPUBLIC OF CHINA	102,535.99	143,342	6,575,097	152,026
	QATAR	77.72	2,191	100,501	2,642
	REPUBLIC OF KOREA	4,500.16	46,262	2,122,038	49,472
	SINGAPORE	1,580.19	6,108	280,174	6,627
	SPAIN	88.73	1,084	49,723	1,211
	SWEDEN	8.40	103	4,725	106
	SWITZERLAND	2,025.30	8,360	383,473	13,137
	TAIWAN (REP. OF CHINA)	25,437.04	369,623	16,954,607	387,699
	THAILAND	127,676.47	599,691	27,507,826	618,760
	UNITED STATES OF AMERICA	12,083.30	127,234	5,836,224	147,123
	VIETNAM	14,191.79	50,969	2,337,948	53,056
560790	Other twine, cordage, ropes and cables, n.e.s. whether or not plaited or braided and whether or not impregnated, coated, covered or sheathed with rubber or plastics	159,388.90	362,220	16,615,032	388,383
	AUSTRALIA	57.10	602	27,614	844
	GERMANY	660.76	18,337	841,118	19,623
	HONG KONG, CHINA	19,761.05	102,946	4,722,133	109,942
	INDIA	11.75	239	10,963	249
	JAPAN	28.13	1,178	54,035	1,226
	PEOPLE'S REPUBLIC OF CHINA	63,314.67	76,633	3,515,156	81,471
	REPUBLIC OF KOREA	1,418.74	5,647	259,028	6,119
	SINGAPORE	1,760.97	38,803	1,779,893	39,018
	TAIWAN (REP. OF CHINA)	9,505.46	45,090	2,068,278	50,806
	UK OF GREAT BRITAIN AND N. IRELAND	185.79	6,755	309,852	7,107
	UNITED STATES OF AMERICA	4,736.48	28,004	1,284,544	31,499
	VIETNAM	57,948.00	37,986	1,742,418	40,479
5608	Knotted netting of twine, cordage or rope; made up fishing nets and other made up nets, of textile materials.	2,155,504.55	2,049,310	94,001,850	2,179,854
560811	Made-up fishing nets, of man-made textile materials	1,210,393.99	867,259	39,781,171	922,154
	INDONESIA	13,622.87	17,999	825,614	20,080
	ITALY	25,325.71	6,648	304,944	8,067

TABLE 8 - Continued

PSCC CODE	COMMODITY AND COUNTRY OF ORIGIN	GROSS WEIGHT (GK)	FOB VALUE		CIF
			DOLLARS	PESOS	DOLLARS
	JAPAN	768,810.12	695,265	31,891,806	728,031
	PEOPLE'S REPUBLIC OF CHINA	183,968.69	61,744	2,832,197	69,277
	REPUBLIC OF KOREA	120,031.18	23,995	1,100,651	27,973
	TAIWAN (REP. OF CHINA)	2,994.96	7,757	355,814	8,050
	VIETNAM	95,640.46	53,851	2,470,145	60,676
560819	Made-up nets (other than fishing nets), of man-made textile materials	352,510.05	670,185	30,741,386	709,224
	CAMBODIA (DEMOCRATIC KAMPUCHEA)	2.48	53	2,431	62
	GERMANY	3.16	288	13,211	296
	HONG KONG, CHINA	4,006.99	5,572	255,588	5,801
	JAPAN	4,062.78	211,216	9,688,478	224,389
	PEOPLE'S REPUBLIC OF CHINA	291,680.30	316,770	14,530,239	330,388
	REPUBLIC OF KOREA	724.28	36,355	1,667,604	40,757
	SINGAPORE	0.88	57	2,615	64
	SRI LANKA (CEYLON)	3,222.44	16,159	741,213	17,239
	TAIWAN (REP. OF CHINA)	5,388.15	4,438	203,571	4,639
	THAILAND	37,401.65	31,125	1,427,704	32,807
	UNITED STATES OF AMERICA	1,430.59	5,651	259,211	6,123
	VIETNAM	4,586.35	42,501	1,949,521	46,659
560890	Knotted netting of twine, cordage or rope, of textile materials other than man-made	592,600.51	511,866	23,479,293	548,476
	GERMANY	5,679.53	47,881	2,196,301	49,231
	HONG KONG, CHINA	0.83	366	16,788	366
	ITALY	47.59	1,375	63,071	1,461
	JAPAN	28,196.51	18,261	837,632	20,070
	MALAYSIA	25,101.33	43,062	1,975,254	47,928
	PEOPLE'S REPUBLIC OF CHINA	378,904.93	246,541	11,308,836	268,129
	REPUBLIC OF KOREA	24,404.95	8,855	406,179	9,144
	SINGAPORE	31.47	501	22,981	535
	SRI LANKA (CEYLON)	434.36	2,673	122,611	2,783
	TAIWAN (REP. OF CHINA)	22,278.94	8,212	376,684	8,805
	THAILAND	78,713.16	96,823	4,441,271	100,553
	UK OF GREAT BRITAIN AND N. IRELAND	13.31	268	12,293	276
	UNITED STATES OF AMERICA	386.00	12,499	573,329	13,788
	VIETNAM	28,407.60	24,549	1,126,063	25,407
5609	Article of yarn, strip or the like of heading 54.04 or 54.05, twine, cordage, rope or cables, not elsewhere specified or included.	362,097.13	618,266	28,359,862	663,523
560900	Articles of yarn, strip or the like of heading No. 54.04 or 54.05, twine, cordage, rope or cables, not elsewhere specified or included	362,097.13	618,266	28,359,862	663,523
	AUSTRALIA	8.87	162	7,431	172
	CAMBODIA (DEMOCRATIC KAMPUCHEA)	35.28	42	1,927	45
	DENMARK	0.84	31	1,422	37
	GERMANY	250.19	1,667	76,465	1,802
	HONG KONG, CHINA	5,491.55	10,206	468,149	10,969
	ICELAND	53.08	7,236	331,915	7,666
	INDIA	733.68	10,295	472,232	10,542
	INDONESIA	33.08	273	12,523	289
	JAPAN	832.67	17,297	793,413	18,193
	MALAYSIA	19,522.85	52,815	2,422,624	53,248
	NETHERLANDS	3.23	487	22,339	508
	NEW ZEALAND	13.43	1,092	50,090	1,094
	PEOPLE'S REPUBLIC OF CHINA	308,558.28	352,361	16,162,799	376,225
	REPUBLIC OF KOREA	3,050.81	3,236	148,435	3,565
	SINGAPORE	475.71	10,040	460,535	11,948
	SPAIN	182.96	4,875	223,616	5,861
	SWEDEN	87.65	1,723	79,034	1,851
	SWITZERLAND	10.38	77	3,532	206
	TAIWAN (REP. OF CHINA)	15,043.70	95,693	4,389,438	108,479
	TURKEY	265.26	1,816	83,300	1,866
	UNITED ARAB EMIRATES, N.E.S.	96.50	1,094	50,182	1,163
	UNITED STATES OF AMERICA	7,324.66	45,198	2,073,232	47,220
	VIETNAM	22.47	550	25,229	574
57	Carpets and other textile floor coverings	8,619,614.99	12,905,269	591,964,681	13,739,092

TABLE 8 - Continued

PSCC CODE	COMMODITY AND COUNTRY OF ORIGIN	GROSS WEIGHT (GK)	FOB VALUE		CIF
			DOLLARS	PESOS	DOLLARS
5701	Carpets and other textile floor coverings knotted, whether or not made up.	839,955.83	768,597	35,255,541	813,984
570110	Carpets and other textile floor coverings, knotted, whether or not made up, of wool or fine animal hair	24,830.83	134,173	6,154,515	145,591
	AUSTRALIA	374.21	790	36,237	1,228
	GERMANY	49.59	6,547	300,311	6,804
	INDIA	401.22	3,388	155,408	3,396
	JAPAN	163.61	23,144	1,061,615	26,471
	PEOPLE'S REPUBLIC OF CHINA	6,255.62	34,943	1,602,835	38,211
	THAILAND	17,449.30	63,781	2,925,634	67,669
	UNITED STATES OF AMERICA	137.28	1,580	72,475	1,812
570190	Carpets and other textile floor coverings, knotted, whether or not made up, of other textile materials	815,125.00	634,424	29,101,026	668,393
	BELGIUM	52,769.97	39,937	1,831,910	40,250
	HONG KONG, CHINA	20,397.58	6,531	299,577	6,583
	INDIA	906.03	11,608	532,459	11,898
	INDONESIA	108,738.44	35,555	1,630,908	38,056
	ITALY	110.65	3,042	139,537	3,080
	JAPAN	3,715.77	2,195	100,684	2,457
	MALAYSIA	13,609.39	3,011	138,115	3,581
	NETHERLANDS	239.19	10,246	469,984	10,608
	PEOPLE'S REPUBLIC OF CHINA	201,491.43	341,466	15,663,044	360,292
	REPUBLIC OF KOREA	251,385.28	59,766	2,741,466	64,155
	SINGAPORE	104,781.78	74,074	3,397,774	78,003
	SWITZERLAND	294.26	5,846	268,156	6,012
	TAIWAN (REP. OF CHINA)	45,320.32	19,781	907,354	21,012
	THAILAND	243.25	840	38,531	872
	TURKEY	83.19	7,996	366,777	8,195
	UK OF GREAT BRITAIN AND N. IRELAND	208.21	5,012	229,900	5,355
	UNITED STATES OF AMERICA	10,830.26	7,518	344,850	7,984
5702	Carpets and other textile floor coverings, woven, not tufted or flocked, whether or not made up, including "Kelem", "Schumacks", "Karamanie" and similar hand-woven rugs.	1,052,543.03	2,300,994	105,546,595	2,440,618
570210	"Kelem", "Schumacks", "Karamanie" and similar hand-woven rugs	1,320.21	10,969	503,148	11,920
	BANGLADESH	26.04	464	21,284	481
	INDIA	280.20	4,442	203,755	4,952
	MALAYSIA	435.58	5,889	270,128	6,287
	PEOPLE'S REPUBLIC OF CHINA	578.39	174	7,981	200
570220	Floor coverings of coconut fibers (coir)	14,976.78	16,813	771,212	17,880
	INDIA	156.56	1,374	63,025	1,389
	ITALY	78.27	2,837	130,133	2,974
	MALAYSIA	22.61	447	20,504	469
	PEOPLE'S REPUBLIC OF CHINA	9,033.45	4,759	218,295	5,068
	POLAND	21.40	210	9,633	220
	SINGAPORE	5,649.79	6,839	313,705	7,266
	SWITZERLAND	14.70	347	15,917	494
570231	Carpets and other textile floor coverings, woven, of pile construction, not made up, of wool fine animal hair	65,926.80	691,878	31,736,444	727,793
	INDIA	1,618.83	11,293	518,010	11,631
	PEOPLE'S REPUBLIC OF CHINA	35,557.72	144,605	6,633,031	152,515
	SWITZERLAND	283.38	6,691	306,916	9,527
	THAILAND	27,965.48	517,757	23,749,514	541,799
	UK OF GREAT BRITAIN AND N. IRELAND	501.39	11,532	528,973	12,321
570232	Carpets and other textile floor coverings, woven, of pile construction, not made-up of man-made textile materials,	20,996.63	58,834	2,698,716	63,889
	HONG KONG, CHINA	187.59	4,195	192,425	5,090
	INDIA	448.23	5,594	256,597	5,944
	PEOPLE'S REPUBLIC OF CHINA	20,347.68	48,646	2,231,392	52,374
	UK OF GREAT BRITAIN AND N. IRELAND	13.13	399	18,302	481

TABLE 8 - Continued

PSCC CODE	COMMODITY AND COUNTRY OF ORIGIN	GROSS WEIGHT (GK)	FOB VALUE		CIF
			DOLLARS	PESOS	DOLLARS
570239	Carpets and other textile floor coverings, woven, of pile construction, not made up, of other textile materials	285,554.42	298,718	13,702,196	312,516
	AUSTRALIA	52.78	216	9,908	232
	HONG KONG, CHINA	792.59	1,329	60,961	1,512
	INDIA	60,377.77	36,218	1,661,320	38,340
	JAPAN	238.77	210	9,633	222
	MALAYSIA	39.21	663	30,412	710
	PEOPLE'S REPUBLIC OF CHINA	188,274.09	224,915	10,316,851	234,046
	REPUBLIC OF KOREA	7,414.52	11,962	548,697	12,835
	SINGAPORE	27.02	366	16,788	558
	SPAIN	64.30	785	36,008	855
	TAIWAN (REP. OF CHINA)	535.81	72	3,303	77
	THAILAND	60.13	679	31,146	1,116
	UK OF GREAT BRITAIN AND N. IRELAND	460.44	4,717	216,369	4,756
	UNITED STATES OF AMERICA	27,216.99	16,586	760,800	17,257
570241	Carpets and other textile floor coverings, woven, of pile construction, made up, of wool fine animal hair	67,579.53	467,789	21,457,481	497,403
	FRANCE	27.00	378	17,339	389
	HONG KONG, CHINA	1,165.85	2,786	127,794	2,800
	INDIA	11,336.18	95,509	4,380,998	97,724
	ITALY	274.57	6,329	290,311	6,434
	PEOPLE'S REPUBLIC OF CHINA	38,506.05	228,321	10,473,084	245,942
	REPUBLIC OF KOREA	174.80	1,170	53,668	2,236
	SINGAPORE	6,533.72	6,738	309,072	6,838
	SWITZERLAND	3.47	82	3,761	117
	THAILAND	7,694.01	121,371	5,567,288	129,675
	UK OF GREAT BRITAIN AND N. IRELAND	3.38	612	28,072	632
	UNITED STATES OF AMERICA	1,860.50	4,493	206,094	4,616
570242	Carpets and other textile floor coverings, woven, of pile construction, made-up of man-made textile materials,	489,838.69	528,550	24,244,589	567,308
	HONG KONG, CHINA	21,713.78	5,490	251,826	6,154
	INDIA	725.53	4,808	220,543	5,304
	INDONESIA	193,813.33	142,113	6,518,723	161,501
	ITALY	16.53	523	23,990	661
	MALAYSIA	14,227.87	19,635	900,657	20,886
	PEOPLE'S REPUBLIC OF CHINA	199,850.91	298,217	13,679,214	311,691
	REPUBLIC OF KOREA	2,425.80	9,894	453,838	10,590
	SINGAPORE	10,441.99	11,780	540,349	11,811
	TAIWAN (REP. OF CHINA)	16,578.64	20,857	956,711	22,670
	TURKEY	30,044.31	15,233	698,738	16,040
570249	Carpets and other textile floor coverings, woven, of pile construction, made up, of other textile materials	29,615.17	51,200	2,348,544	54,671
	HONG KONG, CHINA	104.89	1,262	57,888	1,420
	INDIA	1,044.43	10,994	504,295	11,986
	JAPAN	645.39	8,089	371,042	8,591
	MALAYSIA	58.23	1,102	50,549	1,163
	PEOPLE'S REPUBLIC OF CHINA	7,182.62	6,370	292,192	7,460
	SINGAPORE	27.80	278	12,752	313
	UNITED STATES OF AMERICA	20,551.81	23,105	1,059,826	23,738
570251	Carpets and other textile floor coverings, woven, not of pile construction, not made up, of wool fine animal hair	178.26	843	38,668	901
	UNITED ARAB EMIRATES, N.E.S.	178.26	843	38,668	901
570259	Carpets and other textile floor coverings, woven, not of pile construction, not made up, of other textile materials	1,229.21	1,425	65,364	1,589
	PEOPLE'S REPUBLIC OF CHINA	1,229.21	1,425	65,364	1,589
570291	Carpets and other textile floor coverings, woven, not of pile construction, made up, of wool fine animal hair	6,127.52	57,657	2,644,726	60,131
	INDIA	3,835.11	37,312	1,711,501	39,223
	REPUBLIC OF KOREA	1,803.60	501	22,981	558
	SWEDEN	484.31	19,799	908,180	20,297
	UNITED STATES OF AMERICA	4.50	45	2,064	53

TABLE 8 - Continued

PSCC CODE	COMMODITY AND COUNTRY OF ORIGIN	GROSS WEIGHT (GK)	FOB VALUE		CIF
			DOLLARS	PESOS	DOLLARS
570292	Carpets and other textile floor coverings, woven, not of pile construction, made-up of man-made textile materials,	2,316.19	8,706	399,344	9,233
	FRANCE	28.48	1,112	51,008	1,162
	HONG KONG, CHINA	1,933.26	774	35,503	894
	INDIA	336.34	5,366	246,138	5,679
	PEOPLE'S REPUBLIC OF CHINA	16.65	174	7,981	176
	SINGAPORE	1.46	1,280	58,714	1,322
570299	Carpets and other textile floor coverings, woven, not of pile construction, made up, of other textile materials	66,883.62	107,612	4,936,163	115,384
	BELGIUM	463.73	2,359	108,207	2,883
	FRANCE	5.00	30	1,376	33
	HONG KONG, CHINA	98.01	557	25,549	596
	INDIA	3,349.90	23,429	1,074,688	24,622
	INDONESIA	11,719.67	4,964	227,699	5,168
	ITALY	464.25	1,128	51,742	1,256
	MALAYSIA	3,867.57	3,270	149,995	3,415
	PEOPLE'S REPUBLIC OF CHINA	40,287.06	43,852	2,011,491	48,126
	REPUBLIC OF KOREA	3,128.27	1,020	46,788	1,320
	SINGAPORE	49.92	1,762	80,823	1,793
	THAILAND	3,320.54	24,372	1,117,944	25,224
	UNITED STATES OF AMERICA	129.70	869	39,861	948
5703	Carpets and other textile floor coverings, tufted, whether or not made up.	2,208,442.38	5,100,907	233,978,598	5,425,762
570310	Carpets and other textile floor coverings, tufted, whether or not made up, of wool or fine animal hair	601,949.11	1,121,907	51,461,873	1,172,415
	DENMARK	538.87	8,058	369,620	8,610
	FRANCE	1,018.74	7,689	352,694	8,064
	HONG KONG, CHINA	71,630.90	32,457	1,488,803	34,553
	INDIA	22,306.66	134,174	6,154,561	138,747
	INDONESIA	456.66	6,535	299,761	6,735
	JAPAN	613.52	2,848	130,637	3,519
	NETHERLANDS	1,081.72	12,515	574,063	12,756
	PEOPLE'S REPUBLIC OF CHINA	378,556.66	253,540	11,629,879	270,386
	REPUBLIC OF KOREA	8,443.28	19,165	879,099	20,126
	SINGAPORE	6,724.84	36,754	1,685,906	38,158
	SWEDEN	1,050.83	41,093	1,884,936	41,924
	TAIWAN (REP. OF CHINA)	72,579.02	243,014	11,147,053	250,914
	THAILAND	20,862.54	260,151	11,933,126	270,509
	UK OF GREAT BRITAIN AND N. IRELAND	85.69	7,566	347,052	9,470
	UNITED STATES OF AMERICA	15,999.18	56,348	2,584,683	57,944
570320	Carpets and other textile floor coverings, tufted, whether or not made up, of nylon or other polyamides	967,096.59	2,770,664	127,090,357	2,962,945
	BELGIUM	11,074.93	5,894	270,358	5,934
	DENMARK	338.60	3,888	178,342	5,603
	GERMANY	5,913.51	66,623	3,055,997	71,694
	HONG KONG, CHINA	23,710.61	11,509	527,918	11,562
	INDIA	468.71	3,054	140,087	3,414
	ITALY	762.77	1,598	73,300	1,655
	JAPAN	5,376.46	15,141	694,518	16,210
	PEOPLE'S REPUBLIC OF CHINA	441,361.27	1,123,543	51,536,918	1,183,989
	POLAND	8.70	87	3,991	90
	SINGAPORE	6.50	187	8,577	204
	THAILAND	441,217.19	1,472,220	67,530,731	1,589,494
	UK OF GREAT BRITAIN AND N. IRELAND	19,894.38	35,535	1,629,990	36,918
	UNITED STATES OF AMERICA	16,962.96	31,385	1,439,630	36,178
570330	Carpets and other textile floor coverings, tufted, whether or not made up, of other man-made textile materials	385,376.81	771,051	35,368,107	826,415
	AUSTRALIA	82.11	98	4,495	101
	BELGIUM	10,209.78	5,216	239,258	5,429
	FRANCE	195.99	1,586	72,750	1,646
	GERMANY	364.49	17,054	782,267	17,535
	HONG KONG, CHINA	411.80	1,181	54,172	1,229
	INDIA	11,767.76	18,323	840,476	19,113

TABLE 8 - Continued

PSCC CODE	COMMODITY AND COUNTRY OF ORIGIN	GROSS WEIGHT (GK)	FOB VALUE		CIF
			DOLLARS	PESOS	DOLLARS
	INDONESIA	16,369.17	5,321	244,074	5,471
	ITALY	3,250.49	10,552	484,020	10,599
	JAPAN	26,934.25	39,554	1,814,342	42,068
	MALAYSIA	6,504.65	28,730	1,317,845	30,618
	NEW ZEALAND	6,480.30	40,828	1,872,780	40,918
	PEOPLE'S REPUBLIC OF CHINA	299,045.85	566,567	25,988,428	612,136
	REPUBLIC OF KOREA	327.04	717	32,889	744
	SINGAPORE	626.53	7,174	329,071	9,929
	THAILAND	375.94	945	43,347	947
	UNITED STATES OF AMERICA	2,430.66	27,205	1,247,893	27,932
570390	Carpets and other textile floor coverings, tufted, whether or not made up, of other textile materials	254,019.87	437,285	20,058,261	463,987
	FRANCE	276.99	1,626	74,585	1,689
	HONG KONG, CHINA	5,001.80	11,090	508,698	11,801
	INDIA	58,811.57	110,008	5,046,066	112,074
	JAPAN	255.70	1,272	58,346	1,398
	MALAYSIA	18,094.13	12,080	554,110	12,678
	NETHERLANDS	823.51	10,930	501,359	11,109
	PEOPLE'S REPUBLIC OF CHINA	79,323.49	78,832	3,616,025	88,708
	POLAND	96.60	947	43,439	963
	REPUBLIC OF KOREA	15,078.83	6,370	292,192	6,385
	SINGAPORE	391.95	7,129	327,007	9,472
	TAIWAN (REP. OF CHINA)	9,319.39	7,412	339,988	7,900
	THAILAND	50,885.88	122,950	5,639,716	128,587
	UNITED STATES OF AMERICA	12,707.72	64,619	2,964,073	69,120
	VIETNAM	2,952.31	2,020	92,657	2,103
5704	Carpets and other textile floor coverings, of felt, not tufted or flocked, whether or not made up.	2,062,321.84	2,471,745	113,378,943	2,635,262
570410	Tiles, of felt, not tufted or flocked, whether or not made up, having a maximum surface area of 0.3 m2	32,571.04	118,336	5,428,073	124,116
	HONG KONG, CHINA	2,430.62	14,602	669,794	14,663
	JAPAN	2,099.95	2,814	129,078	3,133
	PEOPLE'S REPUBLIC OF CHINA	6,829.64	3,547	162,701	3,883
	SINGAPORE	21,210.83	97,373	4,466,500	102,437
570490	Carpets and other textile floor coverings, of felt, not tufted or flocked, whether or not made up, n.e.s.	2,029,750.80	2,353,409	107,950,870	2,511,146
	FRANCE	511.23	5,897	270,495	6,138
	GERMANY	210.14	1,543	70,777	1,589
	HONG KONG, CHINA	19,023.62	19,521	895,428	21,524
	INDIA	2,013.01	3,421	156,921	3,553
	INDONESIA	80,907.14	27,232	1,249,132	29,513
	ITALY	16.66	1,361	62,429	1,454
	JAPAN	85,091.92	89,669	4,113,117	91,031
	NETHERLANDS	26,047.81	18,623	854,237	20,645
	PEOPLE'S REPUBLIC OF CHINA	1,212,808.88	921,784	42,282,232	971,574
	REPUBLIC OF KOREA	18,584.32	39,682	1,820,213	44,218
	SINGAPORE	217,868.19	261,871	12,012,023	296,377
	TAIWAN (REP. OF CHINA)	26,946.36	23,364	1,071,707	24,814
	THAILAND	196,959.22	722,302	33,131,993	753,197
	UK OF GREAT BRITAIN AND N. IRELAND	7,611.40	41,910	1,922,412	49,090
	UNITED ARAB EMIRATES, N.E.S.	96,445.60	35,585	1,632,284	37,465
	UNITED STATES OF AMERICA	38,705.30	139,644	6,405,470	158,964
5705	Other carpets and other textile floor coverings, whether or not made up.	2,456,351.91	2,263,026	103,805,004	2,423,466
570500	Other carpets and other textile floor coverings, whether or not made up	2,456,351.91	2,263,026	103,805,004	2,423,466
	AUSTRALIA	2,184.41	11,576	530,991	11,731
	FRANCE	413.62	7,329	336,181	7,619
	GERMANY	1,157.43	42,433	1,946,401	47,718
	HONG KONG, CHINA	2,441.56	5,634	258,432	6,354
	INDIA	35,199.32	175,598	8,054,681	180,151
	INDONESIA	137,019.30	34,786	1,595,635	37,688
	ITALY	886.81	11,934	547,413	13,520
	JAPAN	17,875.97	27,682	1,269,773	38,966

TABLE 8 - Continued

PSCC CODE	COMMODITY AND COUNTRY OF ORIGIN	GROSS WEIGHT (GK)	FOB VALUE		CIF
			DOLLARS	PESOS	DOLLARS
	MALAYSIA	62,856.07	33,465	1,535,040	35,218
	NETHERLANDS	149.43	4,593	210,681	4,888
	PEOPLE'S REPUBLIC OF CHINA	1,509,923.70	797,245	36,569,628	843,783
	REPUBLIC OF KOREA	381,530.85	126,841	5,818,196	138,691
	SINGAPORE	9,466.61	106,947	4,905,658	120,084
	SOUTH AFRICA, REP. OF	124.97	774	35,503	827
	SPAIN	247.15	2,896	132,840	2,941
	SWITZERLAND	3,797.70	106,651	4,892,082	119,873
	TAIWAN (REP. OF CHINA)	199,817.31	501,408	22,999,585	528,397
	THAILAND	8,166.41	80,620	3,698,040	83,826
	UK OF GREAT BRITAIN AND N. IRELAND	207.74	13,483	618,465	14,644
	UNITED ARAB EMIRATES, N.E.S.	45,943.85	17,370	796,762	18,271
	UNITED STATES OF AMERICA	36,941.70	153,761	7,053,017	168,276
58	Special woven fabrics; tufted textile fabrics; lace; tapestries; trimmings, embroidery	41,697,992.44	53,669,446	2,461,817,498	57,438,117
5801	Woven pile fabrics and chenille fabrics, other than fabrics of heading 58.02 or 58.06.	29,042,665.45	14,264,304	654,303,629	15,217,977
580110	Woven pile fabrics and chenille fabrics, of wool or fine animal hair	26,002.13	94,062	4,314,623	104,179
	HONG KONG, CHINA	1.67	35	1,605	54
	PEOPLE'S REPUBLIC OF CHINA	21,846.89	52,630	2,414,138	60,352
	REPUBLIC OF KOREA	2,869.40	23,837	1,093,403	24,986
	SWITZERLAND	53.71	4,951	227,102	5,403
	UNITED STATES OF AMERICA	1,230.46	12,609	578,375	13,384
580121	Uncut weft pile fabrics, of cotton	1,543,344.96	509,123	23,353,472	568,728
	HONG KONG, CHINA	32.84	1,065	48,852	1,180
	PEOPLE'S REPUBLIC OF CHINA	1,533,253.33	503,968	23,117,012	563,087
	TAIWAN (REP. OF CHINA)	10,058.79	4,090	187,608	4,461
580122	Cut corduroy, of cotton	27,120.90	90,929	4,170,913	93,787
	AUSTRALIA	62.94	3,917	179,673	4,024
	MALAYSIA	322.62	391	17,935	441
	PAKISTAN, ISLAMIC REP. OF	316.59	2,509	115,088	3,348
	PEOPLE'S REPUBLIC OF CHINA	26,252.06	80,436	3,689,599	81,973
	TAIWAN (REP. OF CHINA)	147.78	918	42,109	1,122
	UNITED STATES OF AMERICA	18.91	2,758	126,509	2,879
580123	Other weft pile fabrics, of cotton	118,139.65	54,724	2,510,191	61,127
	HONG KONG, CHINA	850.14	12,379	567,825	13,408
	PEOPLE'S REPUBLIC OF CHINA	60,309.35	22,287	1,022,305	24,346
	TAIWAN (REP. OF CHINA)	55,343.40	19,542	896,392	22,767
	THAILAND	1,636.76	516	23,669	606
580124	Warp pile fabrics, epingle (uncut), of cotton	7,035.47	13,061	599,109	14,183
	HONG KONG, CHINA	468.51	6,973	319,852	7,729
	NETHERLANDS	22.18	746	34,219	767
	PEOPLE'S REPUBLIC OF CHINA	6,527.34	5,233	240,038	5,557
	REPUBLIC OF KOREA	17.44	109	5,000	130
580125	Warp pile fabrics, cut, of cotton	1,129.72	3,773	173,068	3,928
	PEOPLE'S REPUBLIC OF CHINA	1,129.72	3,773	173,068	3,928
580126	Chenille fabrics, of cotton	1,053,677.10	399,948	18,345,616	426,640
	BELGIUM	30.77	388	17,798	413
	HONG KONG, CHINA	1,392.08	288	13,211	313
	INDONESIA	21,913.10	9,818	450,352	10,307
	PAKISTAN, ISLAMIC REP. OF	7,934.89	12,153	557,458	12,932
	PEOPLE'S REPUBLIC OF CHINA	920,653.75	332,855	15,268,059	355,483
	TAIWAN (REP. OF CHINA)	53,210.86	22,419	1,028,360	23,703
	THAILAND	48,541.65	22,027	1,010,378	23,489
580131	Uncut weft pile fabrics, of man-made fibers	178.74	2,597	119,124	3,795
	BELGIUM	106.07	1,369	62,796	2,237

TABLE 8 - Continued

PSCC CODE	COMMODITY AND COUNTRY OF ORIGIN	GROSS WEIGHT (GK)	FOB VALUE		CIF DOLLARS
			DOLLARS	PESOS	
	HONG KONG, CHINA	8.02	331	15,183	367
	PEOPLE'S REPUBLIC OF CHINA	64.65	897	41,145	1,191
580132	Cut corduroy, of man-made fibers	98.26	1,184	54,310	1,277
	PEOPLE'S REPUBLIC OF CHINA	93.24	1,082	49,631	1,168
	UK OF GREAT BRITAIN AND N. IRELAND	5.02	102	4,679	109
580133	Other weft pile fabrics, of man-made fibers	6,165,675.42	3,677,809	168,701,099	3,909,162
	AUSTRALIA	4.36	231	10,596	260
	BELGIUM	5,160.69	6,464	296,504	7,105
	FRANCE	19.13	586	26,880	739
	GERMANY	106.27	637	29,219	738
	HONG KONG, CHINA	96,268.06	104,726	4,803,782	107,490
	INDIA	14,438.07	45,758	2,098,919	46,823
	INDONESIA	15,712.20	6,425	294,715	6,800
	ITALY	7,022.59	114,747	5,263,445	118,109
	MALAYSIA	273,178.65	100,513	4,610,531	108,478
	PEOPLE'S REPUBLIC OF CHINA	4,950,309.24	2,634,258	120,833,414	2,811,479
	REPUBLIC OF KOREA	41,514.22	109,871	5,039,783	125,679
	TAIWAN (REP. OF CHINA)	659,569.84	271,284	12,443,797	285,844
	THAILAND	90,912.24	50,800	2,330,196	52,981
	TURKEY	10,023.04	197,720	9,069,416	201,959
	UK OF GREAT BRITAIN AND N. IRELAND	36.64	1,833	84,080	1,958
	UNITED STATES OF AMERICA	1,227.31	29,876	1,370,412	30,582
	VIETNAM	172.87	2,080	95,410	2,138
580134	Warp pile fabrics, epingle (uncut), of man-made fibers	43,479.91	166,033	7,615,934	182,302
	AUSTRIA	92.54	448	20,550	452
	BELGIUM	6,643.64	90,695	4,160,180	104,610
	JAPAN	86.16	1,360	62,383	1,451
	PEOPLE'S REPUBLIC OF CHINA	24,285.19	34,069	1,562,745	36,083
	TAIWAN (REP. OF CHINA)	12,193.60	37,069	1,700,355	37,153
	THAILAND	167.96	1,871	85,823	1,997
	UK OF GREAT BRITAIN AND N. IRELAND	10.82	521	23,898	556
580135	Warp pile fabrics, cut, of man-made fibers	1,536.85	20,815	954,785	22,007
	BELGIUM	403.29	5,365	246,093	5,584
	HONG KONG, CHINA	929.61	13,018	597,136	13,892
	PEOPLE'S REPUBLIC OF CHINA	194.24	1,787	81,970	1,860
	UK OF GREAT BRITAIN AND N. IRELAND	9.71	645	29,586	671
580136	Chenille fabrics, of man-made fibers	1,278,810.50	780,393	35,796,627	862,576
	BELGIUM	23,049.80	254,484	11,673,181	300,741
	GERMANY	64.12	991	45,457	1,053
	HONG KONG, CHINA	2,224.84	1,000	45,870	1,083
	INDONESIA	29,788.30	10,482	480,809	10,957
	NETHERLANDS	10.83	495	22,706	529
	PEOPLE'S REPUBLIC OF CHINA	884,313.27	360,182	16,521,548	379,833
	POLAND	31.20	741	33,990	762
	TAIWAN (REP. OF CHINA)	329,384.20	146,349	6,713,029	161,399
	THAILAND	9,893.45	4,044	185,498	4,300
	TURKEY	3.92	47	2,156	55
	UNITED STATES OF AMERICA	46.57	1,578	72,383	1,864
580190	Woven pile and chenille fabrics, n.e.s., of textile materials	18,776,435.84	8,449,853	387,594,758	8,964,286
	AUSTRALIA	227.10	1,653	75,823	2,964
	BELGIUM	4,437.02	14,866	681,903	18,228
	CAMBODIA (DEMOCRATIC KAMPUCHEA)	63,242.08	34,454	1,580,405	35,525
	FRANCE	1,297.56	46,805	2,146,945	49,376
	GERMANY	84.56	173	7,936	180
	GREECE	58.03	2,426	111,281	2,493
	HONG KONG, CHINA	372,740.52	247,061	11,332,688	259,866
	INDIA	54,841.33	39,131	1,794,939	41,735
	INDONESIA	178,246.40	69,907	3,206,634	73,577
	ITALY	2,878.95	41,985	1,925,852	46,376
	JAPAN	15.31	2,191	100,501	2,251
	MACAU	11.70	75	3,440	78
	MALAYSIA	400,124.27	127,311	5,839,756	138,239

TABLE 8 - Continued

PSCC CODE	COMMODITY AND COUNTRY OF ORIGIN	GROSS WEIGHT (GK)	FOB VALUE		CIF
			DOLLARS	PESOS	DOLLARS
	MYANMAR, UNION OF (BURMA)	16,393.62	6,628	304,026	6,899
	PAKISTAN, ISLAMIC REP. OF	45,167.25	13,446	616,768	13,887
	PEOPLE'S REPUBLIC OF CHINA	14,273,057.95	6,053,599	277,678,586	6,415,522
	REPUBLIC OF KOREA	87,663.22	59,466	2,727,705	63,490
	SINGAPORE	6,762.30	23,664	1,085,468	25,618
	SPAIN	2,259.17	3,673	168,481	4,689
	TAIWAN (REP. OF CHINA)	2,352,154.86	972,151	44,592,567	1,028,388
	THAILAND	708,565.10	264,583	12,136,422	275,448
	TURKEY	1,242.49	6,153	282,238	6,327
	UNITED STATES OF AMERICA	97,192.67	360,451	16,533,888	391,130
	VIETNAM	107,772.38	58,001	2,660,506	62,000
5802	Terry towelling and similar woven terry fabrics, other than narrow fabrics of heading 58.06; tufted textile fabrics, other than products of heading 57.03.	423,973.13	302,274	13,865,308	326,986
580219	Terry towelling and similar woven terry fabrics, of cotton, other than unbleached	235,377.38	161,207	7,394,566	173,595
	INDIA	26,075.39	32,086	1,471,785	33,034
	PAKISTAN, ISLAMIC REP. OF	21,615.97	26,679	1,223,766	29,194
	PEOPLE'S REPUBLIC OF CHINA	187,686.02	102,442	4,699,015	111,367
580220	Terry towelling and similar woven terry fabrics, of other textile materials	88,416.14	84,437	3,873,125	92,137
	INDIA	16,815.10	37,621	1,725,675	40,222
	PAKISTAN, ISLAMIC REP. OF	19,502.51	25,831	1,184,868	29,511
	PEOPLE'S REPUBLIC OF CHINA	49,598.21	18,013	826,256	18,799
	UNITED STATES OF AMERICA	2,500.32	2,972	136,326	3,605
580230	Tufted textile fabrics	100,179.61	56,630	2,597,617	61,254
	HONG KONG, CHINA	183.63	2,979	136,647	3,056
	JAPAN	76.96	666	30,549	689
	NETHERLANDS	9.57	743	34,081	837
	PEOPLE'S REPUBLIC OF CHINA	78,170.84	43,963	2,016,583	47,454
	SINGAPORE	23.70	727	33,347	752
	TAIWAN (REP. OF CHINA)	20,708.21	6,414	294,210	7,319
	UNITED STATES OF AMERICA	1,006.70	1,138	52,200	1,147
5803	Gauze, other than narrow fabrics of heading 58.06.	304,000.57	307,510	14,105,484	322,928
580310	Gauze, other than narrow fabrics of heading No. 58.06, of cotton	39,631.06	52,372	2,402,304	55,118
	JAPAN	60.07	3,311	151,876	3,418
	PEOPLE'S REPUBLIC OF CHINA	39,570.99	49,061	2,250,428	51,700
580390	Gauze, other than narrow fabrics of heading No. 58.06, of other textile materials	264,369.51	255,138	11,703,180	267,810
	GERMANY	1,163.83	2,208	101,281	2,799
	HONG KONG, CHINA	2,767.71	2,522	115,684	2,624
	JAPAN	195.74	967	44,356	1,067
	PEOPLE'S REPUBLIC OF CHINA	255,181.44	178,552	8,190,181	187,746
	REPUBLIC OF KOREA	945.73	13,321	611,034	13,583
	UK OF GREAT BRITAIN AND N. IRELAND	3,913.65	55,115	2,528,125	57,372
	UNITED STATES OF AMERICA	201.41	2,453	112,519	2,619
5804	Tulles and other net fabrics, not including woven, knitted or crocheted fabrics; lace in the piece, in strips or in motifs, other than fabrics of headings 60.02 to 60.06.	2,076,892.24	8,562,093	392,743,206	9,086,785
580410	Tulles and other net fabrics	451,994.91	1,660,753	76,178,738	1,778,417
	CANADA	104.99	1,574	72,199	1,639
	GERMANY	32.49	1,582	72,566	1,659
	HONG KONG, CHINA	22,864.70	55,864	2,562,482	58,803
	INDIA	5.92	167	7,660	174
	ITALY	1.74	243	11,146	260
	JAPAN	1,910.12	89,222	4,092,613	98,238
	PEOPLE'S REPUBLIC OF CHINA	322,831.80	929,081	42,616,945	975,546
	REPUBLIC OF KOREA	49,125.07	302,794	13,889,161	322,979
	SINGAPORE	1.79	191	8,761	227

TABLE 8 - Continued

PSCC CODE	COMMODITY AND COUNTRY OF ORIGIN	GROSS WEIGHT (GK)	FOB VALUE		CIF DOLLARS
			DOLLARS	PESOS	
	SWITZERLAND	102.59	1,367	62,704	1,517
	TAIWAN (REP. OF CHINA)	49,750.70	272,960	12,520,675	309,658
	UK OF GREAT BRITAIN AND N. IRELAND	120.00	24	1,101	28
	UNITED STATES OF AMERICA	138.25	3,652	167,517	5,591
	VIETNAM	5,004.75	2,032	93,208	2,098
580421	Mechanically made lade, of man-made fibers	264,028.63	4,256,145	195,229,372	4,520,889
	AUSTRIA	161.56	31,424	1,441,419	32,804
	CANADA	57.30	1,700	77,979	2,068
	FRANCE	2,377.70	772,171	35,419,484	817,081
	HONG KONG, CHINA	39,489.54	1,069,787	49,071,130	1,113,521
	INDONESIA	84.95	2,018	92,566	2,156
	ITALY	2,155.67	106,651	4,892,081	117,082
	JAPAN	117.11	7,605	348,841	8,143
	MALAYSIA	38.06	779	35,733	832
	PEOPLE'S REPUBLIC OF CHINA	144,076.75	1,263,321	57,948,534	1,359,452
	REPUBLIC OF KOREA	22,778.64	333,715	15,307,507	350,185
	SWITZERLAND	213.51	26,217	1,202,574	28,412
	TAIWAN (REP. OF CHINA)	44,442.05	415,721	19,069,122	439,855
	THAILAND	1,455.61	94,255	4,323,477	99,519
	TURKEY	1,706.80	27,348	1,254,453	42,166
	UNITED STATES OF AMERICA	4,809.52	102,986	4,723,968	107,154
	VIETNAM	63.86	447	20,504	459
580429	Mechanically made lade, of other textile materials	1,197,985.35	2,442,554	112,039,953	2,574,113
	FRANCE	49.65	11,683	535,899	12,653
	HONG KONG, CHINA	38,985.50	282,899	12,976,577	296,571
	INDIA	73.59	1,983	90,960	2,197
	INDONESIA	468.38	585	26,834	689
	ITALY	167.42	12,764	585,485	13,214
	JAPAN	569.57	13,163	603,787	14,102
	PAKISTAN, ISLAMIC REP. OF	42,853.95	15,580	714,655	16,666
	PEOPLE'S REPUBLIC OF CHINA	957,767.65	1,504,834	69,026,736	1,583,359
	REPUBLIC OF KOREA	17,321.95	193,500	8,875,845	209,464
	SWITZERLAND	346.98	22,528	1,033,359	24,659
	TAIWAN (REP. OF CHINA)	130,312.22	101,718	4,665,805	106,156
	THAILAND	2,469.37	133,671	6,131,489	139,681
	TURKEY	48.15	570	26,146	593
	UNITED STATES OF AMERICA	6,550.97	147,076	6,746,376	154,109
580430	Hand-made lace	162,883.35	202,641	9,295,143	213,366
	HONG KONG, CHINA	92.61	4,509	206,828	5,153
	JAPAN	1,492.72	90,537	4,152,932	93,337
	PEOPLE'S REPUBLIC OF CHINA	161,243.81	106,041	4,864,101	113,112
	UNITED STATES OF AMERICA	54.21	1,554	71,282	1,764
5805	Hand woven tapestries of the type Gobelins, Flanders, Aubusson, Beauvais and the like, and needle-worked tapestries (for example, petit point, cross stitch), whether or not made up.	2,366.06	32,048	1,470,042	34,872
580500	Hand woven tapestries of the type Gobelins, Flanders, Aubusson, Beauvais and the like, and needle-worked tapestries (for example, petit point, cross stitch), whether or not made up	2,366.06	32,048	1,470,042	34,872
	AUSTRALIA	2,182.74	24,495	1,123,586	27,293
	JAPAN	183.32	7,553	346,456	7,579
5806	Narrow woven fabrics, other than goods of heading 58.07; narrow fabrics consisting of warp without weft assembled by means of an adhesive (bolducs).	8,469,146.49	15,329,807	703,178,251	16,342,580
580610	Woven pile fabrics (including terry towelling and similar terry fabrics) and chenille fabrics	6,568,240.11	3,776,744	173,239,251	4,090,813
	ANDORRA	2,437.17	349	16,009	373
	AUSTRALIA	647.91	1,348	61,833	1,476
	CANADA	11,462.88	582,414	26,715,330	593,974
	FRANCE	26.29	1,973	90,502	2,261
	GERMANY	65.21	761	34,907	873
	HONG KONG, CHINA	10,414.43	56,853	2,607,847	58,782
	INDIA	3,043.89	4,578	209,993	5,228

TABLE 8 - Continued

PSCC CODE	COMMODITY AND COUNTRY OF ORIGIN	GROSS WEIGHT (GK)	FOB VALUE		CIF DOLLARS
			DOLLARS	PESOS	
	INDONESIA	63,845.78	29,474	1,351,972	33,444
	ITALY	1.74	173	7,936	304
	JAPAN	23,898.85	19,750	905,933	20,534
	MALAYSIA	64.56	490	22,476	643
	NETHERLANDS	2.63	152	6,973	208
	PEOPLE'S REPUBLIC OF CHINA	4,042,509.49	1,345,565	61,721,067	1,466,661
	PORTUGAL	1,855.45	209,840	9,625,361	236,067
	REPUBLIC OF KOREA	687,400.40	348,911	16,004,548	399,946
	SINGAPORE	130.68	7,252	332,649	7,846
	SWITZERLAND	117.47	15,372	705,114	17,492
	TAIWAN (REP. OF CHINA)	1,056,555.87	543,375	24,924,611	581,773
	THAILAND	47,939.49	24,148	1,107,669	26,322
	UNITED STATES OF AMERICA	10,852.86	247,582	11,356,587	258,921
	VIETNAM	604,967.06	336,384	15,429,934	377,685
580620	Other woven fabrics, containing by weight 5% or more of elastomeric yarn or rubber thread	607,005.13	5,498,686	252,224,726	5,903,189
	AUSTRALIA	5.92	420	19,265	435
	AUSTRIA	9.85	89	4,082	95
	FRANCE	956.01	43,081	1,976,125	46,431
	GERMANY	825.53	22,385	1,026,800	23,830
	HONG KONG, CHINA	197,100.88	2,702,508	123,964,042	2,903,279
	INDONESIA	7,318.43	42,419	1,945,760	59,234
	ITALY	644.19	24,536	1,125,466	27,418
	JAPAN	5,606.35	65,634	3,010,632	69,801
	MACAU	100.79	1,740	79,814	1,866
	MALAYSIA	10,286.24	7,070	324,301	7,092
	PEOPLE'S REPUBLIC OF CHINA	204,349.55	1,061,465	48,689,400	1,119,735
	REPUBLIC OF KOREA	102,754.06	949,746	43,564,849	1,036,359
	SINGAPORE	7.25	659	30,228	712
	TAIWAN (REP. OF CHINA)	34,751.33	259,632	11,909,320	273,697
	THAILAND	2,161.59	59,727	2,739,677	64,024
	UK OF GREAT BRITAIN AND N. IRELAND	377.73	15,330	703,187	15,930
	UNITED STATES OF AMERICA	6,101.60	97,621	4,477,875	105,209
	VIETNAM	33,647.83	144,624	6,633,903	148,042
580631	Other woven fabrics, of cotton	135,177.43	1,093,994	50,181,506	1,136,481
	AUSTRALIA	1,003.21	8,804	403,839	9,046
	GERMANY	10,017.85	784,766	35,997,216	804,453
	HONG KONG, CHINA	9,722.60	118,409	5,431,421	125,721
	INDIA	18.68	121	5,550	125
	INDONESIA	1.67	50	2,294	54
	JAPAN	1,422.07	26,223	1,202,849	28,095
	MACAU	52.83	11,834	542,826	14,096
	PEOPLE'S REPUBLIC OF CHINA	92,295.12	73,614	3,376,675	78,755
	REPUBLIC OF KOREA	4,057.64	43,370	1,989,382	46,585
	SINGAPORE	13.86	925	42,430	934
	SWITZERLAND	3.08	593	27,201	641
	TAIWAN (REP. OF CHINA)	16,568.82	25,285	1,159,823	27,976
580632	Other woven fabrics, of man-made fibers	957,288.29	4,711,635	216,122,697	4,947,285
	AUSTRALIA	942.34	9,563	438,654	10,181
	FRANCE	541.21	18,769	860,934	22,349
	GEORGIA	40.89	1,287	59,035	2,397
	GERMANY	765.39	18,110	830,706	18,359
	HONG KONG, CHINA	90,242.95	822,684	37,736,515	867,954
	INDIA	56.04	624	28,623	705
	INDONESIA	304.57	5,095	233,708	5,167
	ITALY	725.28	9,691	444,526	11,542
	JAPAN	10,921.91	97,125	4,455,124	103,719
	KYRGYZSTAN	667.63	22,963	1,053,313	24,497
	MACAU	129.37	982	45,044	1,022
	MYANMAR, UNION OF (BURMA)	2,380.00	595	27,293	635
	NETHERLANDS	1.68	112	5,137	131
	PAKISTAN, ISLAMIC REP. OF	48.21	277	12,706	324
	PEOPLE'S REPUBLIC OF CHINA	514,053.90	851,350	39,051,424	901,926
	REPUBLIC OF KOREA	182,575.07	1,501,840	68,889,400	1,570,212
	SINGAPORE	4,201.57	24,067	1,103,953	25,148
	TAIWAN (REP. OF CHINA)	49,898.82	652,956	29,951,092	684,597
	THAILAND	1,560.21	5,712	262,009	5,992
	UK OF GREAT BRITAIN AND N. IRELAND	3,247.02	118,907	5,454,264	123,799

TABLE 8 - Continued

PSCC CODE	COMMODITY AND COUNTRY OF ORIGIN	GROSS WEIGHT (GK)	FOB VALUE		CIF
			DOLLARS	PESOS	DOLLARS
	UNITED STATES OF AMERICA	22,701.88	371,449	17,038,366	383,676
	VIETNAM	71,282.35	177,477	8,140,871	182,953
580639	Other woven fabrics, of other textile materials	196,733.52	220,256	10,103,143	233,280
	AUSTRALIA	0.42	1,284	58,897	1,375
	FRANCE	6,824.34	2,560	117,427	2,618
	HONG KONG, CHINA	127.31	1,126	51,650	1,622
	ITALY	4.81	240	11,009	295
	JAPAN	1,852.77	5,535	253,891	5,857
	NETHERLANDS	51.60	675	30,962	721
	PEOPLE'S REPUBLIC OF CHINA	179,118.12	116,053	5,323,351	125,193
	REPUBLIC OF KOREA	429.80	10,145	465,351	10,985
	TAIWAN (REP. OF CHINA)	3,312.70	41,285	1,893,743	41,659
	THAILAND	5,006.61	39,614	1,817,094	40,941
	UK OF GREAT BRITAIN AND N. IRELAND	1.70	267	12,247	348
	UNITED STATES OF AMERICA	3.34	1,472	67,521	1,666
580640	Fabrics consisting of warp without weft, assembled by means of an adhesive (bolducs)	4,702.01	28,492	1,306,928	31,532
	AUSTRIA	571.52	4,558	209,075	4,818
	GERMANY	380.93	2,941	134,904	3,014
	HONG KONG, CHINA	614.34	15,101	692,683	15,795
	ITALY	336.54	2,308	105,868	2,851
	JAPAN	94.32	1,540	70,640	1,761
	PEOPLE'S REPUBLIC OF CHINA	2,536.11	1,407	64,539	1,581
	SAUDI ARABIA	168.25	637	29,219	1,712
5807	Labels, badges and similar articles of textile materials, embroidered.	869,816.97	12,505,129	573,610,271	13,597,780
580710	Labels, badges and similar articles of textile materials, in the piece, in strips or cut to shape or size, not embroidered, woven	312,471.87	5,584,172	256,145,972	5,983,298
	ANDORRA	59.39	585	26,834	609
	CAMBODIA (DEMOCRATIC KAMPUCHEA)	9.19	1,414	64,860	1,509
	CANADA	47.31	14,185	650,666	15,736
	DEMOCRATIC PEOPLE'S REP. OF KOREA	1,616.05	1,457	66,833	1,554
	FRANCE	2.53	124	5,688	145
	GERMANY	110.14	1,806	82,841	2,086
	HONG KONG, CHINA	104,977.85	2,171,811	99,620,971	2,328,388
	INDIA	174.09	1,018	46,696	1,251
	IRELAND	0.87	26	1,193	26
	ITALY	44.91	1,843	84,538	2,218
	JAPAN	1,907.52	393,586	18,053,790	410,927
	MACAU	642.54	41,882	1,921,127	48,205
	NETHERLANDS	17.33	3,007	137,931	3,266
	PEOPLE'S REPUBLIC OF CHINA	42,652.51	538,218	24,688,060	567,680
	REPUBLIC OF KOREA	110,370.19	1,204,835	55,265,781	1,332,464
	SINGAPORE	157.61	1,954	89,630	2,130
	SPAIN	54.64	5,119	234,809	5,498
	SWITZERLAND	10.83	793	36,375	847
	TAIWAN (REP. OF CHINA)	22,963.57	783,899	35,957,447	821,878
	THAILAND	7.08	150	6,881	179
	TURKEY	24,995.49	250,047	11,469,656	257,103
	UK OF GREAT BRITAIN AND N. IRELAND	3.16	200	9,174	205
	UNITED STATES OF AMERICA	723.70	110,010	5,046,159	120,501
	VIETNAM	923.37	56,203	2,578,032	58,893
580790	Other labels, badges and similar articles of textile materials, in the piece, in strips or cut to shape or size, not embroidered	557,345.10	6,920,957	317,464,299	7,614,482
	AUSTRALIA	3.40	45	2,064	52
	AUSTRIA	430.78	3,173	145,546	3,526
	CANADA	12.50	625	28,669	668
	GERMANY	107.91	5,568	255,404	6,411
	HONG KONG, CHINA	133,834.85	1,842,091	84,496,714	1,983,683
	INDIA	2,041.02	17,102	784,469	18,296
	INDONESIA	54.11	318	14,587	360
	IRELAND	0.85	123	5,642	131
	JAPAN	61,709.97	2,329,778	106,866,917	2,711,702
	MACAU	21.30	1,817	83,346	1,819
	MALAYSIA	15.02	177	8,119	315

TABLE 8 - Continued

PSCC CODE	COMMODITY AND COUNTRY OF ORIGIN	GROSS WEIGHT (GK)	FOB VALUE		CIF
			DOLLARS	PESOS	DOLLARS
	PEOPLE'S REPUBLIC OF CHINA	171,754.73	1,154,451	52,954,667	1,222,470
	REPUBLIC OF KOREA	113,422.33	348,399	15,981,062	371,978
	SINGAPORE	108.15	9,852	451,911	10,690
	SWITZERLAND	11.30	747	34,265	817
	TAIWAN (REP. OF CHINA)	59,787.84	829,596	38,053,569	880,068
	THAILAND	93.34	6,493	297,834	7,354
	TURKEY	12,294.18	151,178	6,934,535	156,040
	UK OF GREAT BRITAIN AND N. IRELAND	9.17	715	32,797	764
	UNITED STATES OF AMERICA	1,268.02	215,949	9,905,581	234,542
	VIETNAM	364.33	2,760	126,601	2,796
5808	Brads in the piece; ornamental trimmings in the piece, without embroidery, other than knitted or crocheted; tassels, pompons and similar articles.	213,945.86	1,142,397	52,401,749	1,203,856
580810	Brads in the piece	29,063.10	37,322	1,711,959	41,714
	FRANCE	226.61	6,354	291,458	7,613
	HONG KONG, CHINA	321.56	2,481	113,803	2,716
	PEOPLE'S REPUBLIC OF CHINA	26,567.84	23,343	1,070,743	25,338
	REPUBLIC OF KOREA	173.84	638	29,265	1,033
	TAIWAN (REP. OF CHINA)	1,761.34	4,290	196,782	4,789
	UNITED STATES OF AMERICA	11.91	216	9,908	225
580890	Ornamental trimmings in the piece, without embroidery, other than knitted or crocheted; tassels, pompons and similar articles	184,882.76	1,105,075	50,689,790	1,162,142
	BELGIUM	1,048.55	4,699	215,543	5,097
	CANADA	27.47	328	15,045	371
	DEMOCRATIC PEOPLE'S REP. OF KOREA	1,279.53	10,949	502,231	11,103
	FRANCE	466.55	13,053	598,741	14,803
	HONG KONG, CHINA	6,960.19	89,185	4,090,915	95,331
	INDIA	39.27	856	39,265	943
	IRELAND	13.29	443	20,320	455
	ITALY	39.14	2,690	123,390	3,116
	JAPAN	6,675.53	109,663	5,030,242	117,750
	PEOPLE'S REPUBLIC OF CHINA	119,798.68	444,798	20,402,885	478,040
	REPUBLIC OF KOREA	31,467.18	285,317	13,087,491	290,149
	TAIWAN (REP. OF CHINA)	536.52	4,655	213,525	4,911
	THAILAND	4.22	248	11,376	271
	UK OF GREAT BRITAIN AND N. IRELAND	31.85	1,643	75,364	1,741
	UNITED STATES OF AMERICA	119.63	5,438	249,441	5,983
	VIETNAM	16,375.16	131,110	6,014,016	132,078
5809	Woven fabrics of metal thread and woven fabrics of metallised yarn of heading 56.05, of a kind used in apparel, as furnishing fabrics or for similar purposes, not elsewhere specified or included.	207,265.03	481,801	22,100,213	520,788
580900	Woven fabrics of metal thread and woven fabrics of metallized yarn of heading No. 56.05, of a kind used in apparel, as furnishing fabrics or for similar purposes, not elsewhere specified or included	207,265.03	481,801	22,100,213	520,788
	AUSTRALIA	100.17	1,962	89,997	2,249
	DENMARK	3.33	517	23,715	552
	HONG KONG, CHINA	769.27	8,608	394,849	8,959
	INDIA	931.02	13,201	605,530	17,060
	INDONESIA	150,661.74	92,601	4,247,608	109,520
	ITALY	2.53	125	5,734	189
	JAPAN	136.47	3,270	149,995	3,400
	PEOPLE'S REPUBLIC OF CHINA	48,818.55	311,091	14,269,744	319,581
	REPUBLIC OF KOREA	3,431.32	44,154	2,025,344	52,528
	SINGAPORE	88.29	695	31,880	742
	TAIWAN (REP. OF CHINA)	2,322.34	5,577	255,817	6,008
5810	Embroidery in the piece, in strips or in motifs.	71,330.62	641,890	29,443,492	680,181
581010	Embroidery in the piece, in strips or in motifs, without visible ground	19.98	9,280	425,674	9,598
	SWITZERLAND	19.98	9,280	425,674	9,598

TABLE 8 - Continued

PSCC CODE	COMMODITY AND COUNTRY OF ORIGIN	GROSS WEIGHT (GK)	FOB VALUE		CIF
			DOLLARS	PESOS	DOLLARS
581091	Labels, imbroidered, and other embroidery, in the piece, strips or in motifs, of cotton	8,713.03	82,800	3,798,036	87,715
	HAWAII	1.67	179	8,211	203
	HONG KONG, CHINA	1,019.62	55,624	2,551,473	58,859
	JAPAN	5.22	402	18,440	453
	PEOPLE'S REPUBLIC OF CHINA	6,931.03	12,412	569,338	13,325
	SINGAPORE	730.61	12,630	579,338	13,188
	TAIWAN (REP. OF CHINA)	6.98	143	6,559	161
	UNITED STATES OF AMERICA	17.90	1,410	64,677	1,526
581092	Labels, imbroidered, and other embroidery, in the piece, strips or in motifs, of man-made fibers	55,169.94	283,135	12,987,401	302,332
	BELGIUM	694.72	9,041	414,710	10,778
	FRANCE	2.93	400	18,348	466
	GERMANY	3.01	400	18,348	466
	HONG KONG, CHINA	273.70	10,727	492,047	11,598
	JAPAN	1,382.30	34,358	1,576,002	35,374
	PEOPLE'S REPUBLIC OF CHINA	51,245.82	204,248	9,368,856	218,567
	REPUBLIC OF KOREA	115.31	6,618	303,568	6,686
	SINGAPORE	1,221.05	4,419	202,699	4,666
	SPAIN	15.82	498	22,843	532
	SWITZERLAND	3.57	2,005	91,970	2,168
	TAIWAN (REP. OF CHINA)	14.21	2,271	104,170	2,335
	THAILAND	13.43	5,399	247,652	5,669
	UNITED STATES OF AMERICA	184.07	2,751	126,188	3,027
581099	Labels, imbroidered, and other embroidery, in the piece, strips or in motifs, of other textile materials	7,427.67	266,675	12,232,381	280,536
	BELGIUM	1,346.04	18,328	840,705	18,681
	FRANCE	217.11	7,038	322,833	7,509
	HONG KONG, CHINA	802.34	74,286	3,407,499	79,180
	JAPAN	274.64	19,808	908,593	21,190
	PEOPLE'S REPUBLIC OF CHINA	4,685.51	119,679	5,489,675	124,981
	REPUBLIC OF KOREA	45.69	731	33,531	878
	SWITZERLAND	41.35	23,621	1,083,495	24,725
	THAILAND	6.23	2,600	119,262	2,777
	UNITED STATES OF AMERICA	8.76	584	26,788	615
5811	Quilted textile products in the piece, composed of one or more layers of textile materials assembled with padding by stitching or otherwise, other than embroidery of heading 58.10.	16,590.02	100,193	4,595,853	103,384
581100	Quilted textile products in the piece, composed of one or more layers of textile materials assembled with padding by stitching or otherwise, other than embroidery of heading No. 58.10	16,590.02	100,193	4,595,853	103,384
	CANADA	773.39	9,044	414,848	9,414
	FRANCE	8,877.70	59,305	2,720,320	60,977
	JAPAN	3.33	495	22,706	511
	PEOPLE'S REPUBLIC OF CHINA	6,885.04	28,999	1,330,184	30,061
	REPUBLIC OF KOREA	44.83	2,157	98,942	2,220
	UK OF GREAT BRITAIN AND N. IRELAND	5.73	193	8,853	201
59	Impregnated, coated, covered or laminated textile fabrics; textile articles of a kind suitable for industrial use	58,914,556.20	80,037,562	3,671,322,979	84,290,601
5901	Textile fabrics coated with gum or amylaceous substances, of a kind used for the outer covers of books or the like; tracing cloth; prepared painting canvas; buckram and similar stiffened textile fabrics of a kind used for hat foundations.	1,813,671.47	4,267,015	195,727,978	4,624,610
590110	Textile fabrics coated with gum or amylaceous substances, of a kind used for the outer covers of books or the like	95,974.06	314,272	14,415,656	331,111
	FRANCE	242.10	9,395	430,949	10,330
	ITALY	311.77	6,699	307,283	7,797
	JAPAN	2,003.80	6,683	306,549	7,188
	PEOPLE'S REPUBLIC OF CHINA	18,172.13	88,043	4,038,532	94,942
	REPUBLIC OF KOREA	74,946.60	193,420	8,872,175	199,298
	UNITED STATES OF AMERICA	297.66	10,032	460,168	11,556

TABLE 8 - Continued

PSCC CODE	COMMODITY AND COUNTRY OF ORIGIN	GROSS WEIGHT (GK)	FOB VALUE		CIF
			DOLLARS	PESOS	DOLLARS
590190	Tracing cloth; prepared painting canvas; buckram and similar stiffened textile fabrics of a kind used for hat foundations	1,717,697.41	3,952,743	181,312,322	4,293,499
	AUSTRALIA	3,520.77	27,201	1,247,710	28,812
	AUSTRIA	0.83	127	5,825	135
	BELGIUM	49.24	2,461	112,886	2,554
	DENMARK	39.14	897	41,145	958
	FRANCE	2.61	209	9,587	300
	GABON	2,396.26	33,970	1,558,204	34,933
	GERMANY	1,639.59	42,774	1,962,043	45,452
	GREECE	7,567.42	13,958	640,253	14,913
	HONG KONG, CHINA	10,643.03	223,276	10,241,670	228,961
	INDIA	5,538.12	25,134	1,152,897	26,250
	INDONESIA	7,911.70	50,920	2,335,700	56,157
	IRELAND	25.03	1,260	57,796	3,129
	ITALY	115.74	4,013	184,076	4,981
	JAPAN	62,585.09	823,223	37,761,239	910,653
	MALAYSIA	140,638.72	249,853	11,460,757	303,383
	PEOPLE'S REPUBLIC OF CHINA	1,376,062.20	2,029,009	93,070,643	2,172,862
	PORTUGAL	133.26	5,925	271,780	6,330
	REPUBLIC OF KOREA	58,004.65	129,884	5,957,780	147,810
	SINGAPORE	4,995.99	64,566	2,961,643	68,942
	TAIWAN (REP. OF CHINA)	23,797.42	64,741	2,969,670	68,872
	THAILAND	5,354.80	95,345	4,373,475	98,243
	UK OF GREAT BRITAIN AND N. IRELAND	262.42	2,987	137,014	3,264
	UNITED STATES OF AMERICA	6,413.38	61,010	2,798,529	65,605
5902	Tyre cord fabric of high tenacity yarn of nylon or other polyamides, polyesters or viscose rayon.	4,726,277.28	15,881,930	728,504,128	16,515,094
590210	Tyre cord fabric of high tenacity yarn of nylon or other polyamides	2,459,976.85	8,608,468	394,870,427	9,014,005
	HONG KONG, CHINA	2,250.21	39,150	1,795,811	42,166
	JAPAN	82,722.80	733,853	33,661,837	775,522
	PEOPLE'S REPUBLIC OF CHINA	2,028,199.61	6,364,614	291,944,844	6,691,007
	TAIWAN (REP. OF CHINA)	160,642.79	757,445	34,744,002	774,046
	UNITED STATES OF AMERICA	108.31	1,228	56,328	1,296
	VIETNAM	186,053.13	712,178	32,667,605	729,968
590220	Tyre cord fabric of high tenacity yarn of polyesters	2,247,616.36	7,181,526	329,416,597	7,401,336
	HONG KONG, CHINA	613,062.33	1,925,112	88,304,888	2,026,756
	JAPAN	4,037.72	50,736	2,327,260	56,170
	PEOPLE'S REPUBLIC OF CHINA	955,723.02	2,930,690	134,430,750	3,019,428
	REPUBLIC OF KOREA	626,066.99	2,116,623	97,089,497	2,139,851
	SPAIN	81.46	797	36,558	911
	TAIWAN (REP. OF CHINA)	283.16	2,982	136,784	3,170
	UNITED STATES OF AMERICA	109.86	1,864	85,502	2,209
	VIETNAM	48,251.82	152,722	7,005,358	152,841
590290	Tyre cord fabric of high tenacity yarn of viscose rayon	18,684.07	91,936	4,217,104	99,753
	HONG KONG, CHINA	16,598.42	88,447	4,057,064	95,886
	JAPAN	2,084.78	3,300	151,371	3,660
	UNITED STATES OF AMERICA	0.87	189	8,669	207
5903	Textile fabrics impregnated, coated, covered or laminated with plastics, other than those of heading 59.02.	23,910,149.32	30,432,505	1,395,939,010	32,082,229
590310	Textile fabrics impregnated, coated, covered or laminated with polyvinyl chloride	1,750,685.31	1,853,406	85,015,735	2,052,511
	AUSTRALIA	294.08	1,348	61,832	2,600
	BANGLADESH	3,607.21	2,809	128,849	2,996
	BELGIUM	2,640.54	20,861	956,894	26,932
	GERMANY	373.31	8,057	369,574	8,124
	HONG KONG, CHINA	45,953.33	192,132	8,813,095	210,064
	INDONESIA	51,446.88	84,071	3,856,337	90,439
	JAPAN	2,050.42	39,313	1,803,288	42,197
	MACAU	517.07	1,111	50,962	1,156
	MALAYSIA	1,465.29	10,425	478,195	13,805
	PEOPLE'S REPUBLIC OF CHINA	1,254,364.64	770,506	35,343,111	839,953
	REPUBLIC OF KOREA	75,838.24	515,444	23,643,416	580,610

TABLE 8 - Continued

PSCC CODE	COMMODITY AND COUNTRY OF ORIGIN	GROSS WEIGHT (GK)	FOB VALUE		CIF DOLLARS
			DOLLARS	PESOS	
	SINGAPORE	5,409.89	60,623	2,780,777	74,015
	TAIWAN (REP. OF CHINA)	39,993.97	60,196	2,761,191	64,600
	THAILAND	232.65	226	10,367	232
	UK OF GREAT BRITAIN AND N. IRELAND	73.64	1,817	83,346	1,868
	UNITED STATES OF AMERICA	3,489.21	14,708	674,656	16,743
	VIETNAM	262,934.94	69,759	3,199,845	76,177
590320	Textile fabrics impregnated, coated, covered or laminated with polyurethane	12,500,040.62	15,709,433	720,591,691	16,413,043
	AUSTRALIA	726.94	9,483	434,985	9,976
	BAHRAIN	37.26	701	32,155	729
	BELGIUM	25,098.68	30,807	1,413,117	31,898
	CAMBODIA (DEMOCRATIC KAMPUCHEA)	201.62	485	22,247	518
	CANADA	12,288.29	6,890	316,044	10,539
	COLOMBIA	23,557.29	118,779	5,448,393	122,044
	FRANCE	511.45	16,471	755,525	17,656
	GERMANY	9,258.90	284,732	13,060,657	298,026
	HONG KONG, CHINA	272,731.86	444,689	20,397,884	476,047
	INDIA	9.97	26	1,193	29
	INDONESIA	22,719.62	10,209	468,287	10,604
	ITALY	62,892.43	1,603,421	73,548,921	1,695,115
	JAPAN	9,899.20	308,642	14,157,409	322,061
	LUXEMBOURG	1.67	36	1,651	39
	MALAYSIA	743,190.54	522,315	23,958,589	534,268
	NETHERLANDS	106.27	617	28,302	661
	PAKISTAN, ISLAMIC REP. OF	47,711.97	14,669	672,867	15,160
	PEOPLE'S REPUBLIC OF CHINA	9,451,647.27	6,369,058	292,148,690	6,604,927
	REPUBLIC OF KOREA	380,857.36	3,940,533	180,752,249	4,142,592
	SINGAPORE	5,142.54	45,096	2,068,553	46,121
	SPAIN	314.98	5,033	230,863	6,943
	SWITZERLAND	1.74	199	9,128	215
	TAIWAN (REP. OF CHINA)	1,368,091.14	1,365,303	62,626,449	1,412,580
	THAILAND	29,851.38	157,012	7,202,140	178,143
	TURKEY	3,221.32	60,108	2,757,154	60,703
	UK OF GREAT BRITAIN AND N. IRELAND	1,393.29	29,576	1,356,651	29,604
	UNITED STATES OF AMERICA	15,892.36	279,138	12,804,061	290,450
	VIETNAM	12,683.28	85,405	3,917,527	95,395
590390	Textile fabrics impregnated, coated, covered or laminated with plastics, other than those of heading No. 59.02	9,659,423.39	12,869,666	590,331,584	13,616,675
	AUSTRALIA	4,162.59	76,721	3,519,192	79,784
	BELGIUM	18,399.94	218,679	10,030,806	267,075
	BRAZIL	533.91	19,549	896,713	20,100
	CANADA	94.16	6,755	309,852	7,034
	FRANCE	107.49	3,915	179,581	4,044
	GERMANY	378.16	8,074	370,355	8,812
	HONG KONG, CHINA	699,037.62	1,022,695	46,911,020	1,089,260
	INDIA	42,531.40	18,854	864,833	20,310
	INDONESIA	44,678.47	101,268	4,645,163	105,770
	ISRAEL	3,843.08	20,594	944,647	21,767
	ITALY	22,113.80	285,079	13,076,574	302,730
	JAPAN	24,513.18	492,018	22,568,866	513,498
	LUXEMBOURG	9.58	256	11,743	292
	MALAYSIA	261,877.36	74,567	3,420,389	89,027
	NETHERLANDS	2,036.33	72,587	3,329,566	79,820
	NEW ZEALAND	46.67	329	15,091	342
	PEOPLE'S REPUBLIC OF CHINA	8,072,786.87	6,503,707	298,325,041	6,873,815
	REPUBLIC OF KOREA	163,065.17	1,468,939	67,380,232	1,544,103
	SINGAPORE	18,185.82	31,444	1,442,337	32,707
	SPAIN	566.37	5,718	262,285	6,703
	SWITZERLAND	15.20	268	12,293	276
	TAIWAN (REP. OF CHINA)	230,122.28	1,456,552	66,812,040	1,497,458
	THAILAND	14,863.31	253,413	11,624,055	264,625
	TURKEY	2,252.84	18,771	861,026	42,351
	UK OF GREAT BRITAIN AND N. IRELAND	2,008.35	11,525	528,651	12,731
	UNITED STATES OF AMERICA	24,444.95	654,650	30,028,795	687,554
	VIETNAM	6,748.49	42,739	1,960,438	44,687
5904	Linoleum, whether or not cut to shape; floor coverings consisting of a coating or covering applied on a textile backing, whether or not cut to shape.	16,401,039.59	3,975,302	182,347,103	4,154,552

TABLE 8 - *Continued*

PSCC CODE	COMMODITY AND COUNTRY OF ORIGIN	GROSS WEIGHT (GK)	FOB VALUE		CIF DOLLARS
			DOLLARS	PESOS	
590410	Linoleum, whether or not cut to shape	14,596,497.16	3,466,763	159,020,419	3,615,682
	HONG KONG, CHINA	521,654.37	136,726	6,271,622	145,171
	INDIA	667,664.79	124,228	5,698,338	129,662
	MALAYSIA	200,773.62	52,519	2,409,047	53,228
	NETHERLANDS	717.65	2,504	114,858	2,545
	PEOPLE'S REPUBLIC OF CHINA	10,418,638.55	2,595,942	119,075,860	2,708,114
	REPUBLIC OF KOREA	1,053,101.41	210,492	9,655,268	215,777
	THAILAND	1,249,507.31	245,715	11,270,947	258,346
	UNITED ARAB EMIRATES, N.E.S.	159,140.35	35,636	1,634,623	37,158
	VIETNAM	325,299.11	63,001	2,889,856	65,681
590490	Floor coverings consisting of a coating or covering applied on a textile backing, whether or not cut to shape	1,804,542.43	508,539	23,326,684	538,870
	HONG KONG, CHINA	246.67	130	5,963	146
	NETHERLANDS	0.78	378	17,339	393
	PEOPLE'S REPUBLIC OF CHINA	1,690,880.25	486,626	22,321,535	515,403
	TAIWAN (REP. OF CHINA)	222.06	1,836	84,217	1,911
	THAILAND	45,926.50	7,799	357,740	8,021
	UNITED ARAB EMIRATES, N.E.S.	67,266.17	11,770	539,890	12,996
5905	Textile wall coverings.	31,225.53	408,719	18,747,941	438,257
590500	Textile wall coverings	31,225.53	408,719	18,747,941	438,257
	AUSTRALIA	283.36	4,736	217,240	4,744
	BELGIUM	151.17	6,861	314,714	7,130
	HONG KONG, CHINA	705.98	14,334	657,501	15,293
	ITALY	51.44	5,078	232,928	5,221
	JAPAN	640.07	7,589	348,107	7,808
	MALAYSIA	1,967.72	10,453	479,479	10,867
	NEW ZEALAND	2,218.33	24,148	1,107,669	25,762
	PEOPLE'S REPUBLIC OF CHINA	22,803.43	225,788	10,356,896	233,065
	REPUBLIC OF KOREA	153.60	4,800	220,176	4,920
	SINGAPORE	1,327.93	62,841	2,882,517	79,006
	UK OF GREAT BRITAIN AND N. IRELAND	565.50	2,966	136,050	4,243
	UNITED STATES OF AMERICA	357.00	39,125	1,794,664	40,198
5906	Rubberized textile fabrics, other than those of heading 59.02.	1,277,722.92	7,588,707	348,093,994	7,996,385
590610	Rubber adhesive tape, of textile fabrics, of a width not exceeding 20 cm.	904,111.43	5,862,156	268,897,096	6,128,889
	AUSTRALIA	761.01	12,792	586,769	14,751
	BELGIUM	12,915.94	141,644	6,497,210	145,659
	CANADA	124.33	6,803	312,054	7,437
	FRANCE	195.15	4,387	201,232	7,410
	GERMANY	49,706.50	513,186	23,539,842	530,492
	HONG KONG, CHINA	52,722.16	93,697	4,297,881	97,387
	JAPAN	107,858.82	1,457,352	66,848,736	1,554,419
	MALAYSIA	2,404.33	50,147	2,300,243	56,239
	PEOPLE'S REPUBLIC OF CHINA	297,040.85	407,802	18,705,878	421,924
	REPUBLIC OF KOREA	160,645.33	850,943	39,032,755	900,248
	SINGAPORE	98,421.83	1,568,100	71,928,747	1,608,180
	SWITZERLAND	642.50	7,033	322,604	7,226
	TAIWAN (REP. OF CHINA)	19,697.39	48,157	2,208,962	50,466
	THAILAND	6,689.66	39,138	1,795,260	40,898
	UNITED STATES OF AMERICA	94,204.23	660,931	30,316,905	686,101
	VIETNAM	81.40	44	2,018	52
590691	Rubberized textile fabrics, othe than those of heading No. 59.02, knitted or crocheted	136,573.77	623,603	28,604,670	662,834
	HONG KONG, CHINA	20.03	357	16,376	410
	INDONESIA	79,485.76	432,816	19,853,270	457,943
	PEOPLE'S REPUBLIC OF CHINA	22,262.01	9,463	434,068	10,507
	REPUBLIC OF KOREA	2,062.81	24,617	1,129,182	26,986
	TURKEY	32,739.82	155,336	7,125,262	165,847
	UK OF GREAT BRITAIN AND N. IRELAND	3.34	1,014	46,512	1,141
590699	Rubberized textile fabrics, othe than those of heading No. 59.02, n.e.s.	237,037.72	1,102,948	50,592,228	1,204,662

TABLE 8 - Continued

PSCC CODE	COMMODITY AND COUNTRY OF ORIGIN	GROSS WEIGHT (GK)	FOB VALUE		CIF
			DOLLARS	PESOS	DOLLARS
	AUSTRALIA	3.40	1,188	54,494	1,222
	BELGIUM	62.08	2,577	118,207	2,649
	CANADA	0.85	382	17,522	395
	HONG KONG, CHINA	19,601.44	239,955	11,006,736	254,407
	INDIA	34,683.00	124,803	5,724,714	127,963
	INDONESIA	263.85	367	16,834	460
	ISRAEL	1,909.98	29,057	1,332,845	30,727
	JAPAN	26,687.35	166,120	7,619,925	178,053
	MALAYSIA	19,749.17	20,748	951,711	22,667
	NEPAL	2.91	822	37,705	877
	PANAMA	1.25	139	6,376	212
	PEOPLE'S REPUBLIC OF CHINA	49,804.88	212,507	9,747,697	239,076
	REPUBLIC OF KOREA	14,271.21	109,798	5,036,434	138,978
	SINGAPORE	1,037.75	4,802	220,268	5,088
	TAIWAN (REP. OF CHINA)	67,924.91	171,088	7,847,807	181,463
	THAILAND	128.30	146	6,697	150
	TURKEY	22.28	1,234	56,604	1,447
	UK OF GREAT BRITAIN AND N. IRELAND	1.34	125	5,734	133
	UNITED ARAB EMIRATES, N.E.S.	38.72	304	13,944	313
	UNITED STATES OF AMERICA	843.05	16,786	769,974	18,382
5907	Textile fabrics otherwise impregnated, coated or covered; painted canvas being theatrical scenery, studio back-cloths or the like.	8,751,907.13	5,916,100	271,371,508	6,382,254
590700	Textile fabrics otherwise impregnated, coated or covered; painted canvas being theatrica scenery, studio back-cloths or the like	8,751,907.13	5,916,100	271,371,508	6,382,254
	AUSTRALIA	4,277.98	4,474	205,222	4,768
	AUSTRIA	72.84	3,939	180,682	4,341
	BELGIUM	70.52	699	32,063	736
	CANADA	21,320.05	7,556	346,594	7,880
	FIJI	8,745.33	2,770	127,060	3,232
	GERMANY	2,337.22	21,078	966,848	21,297
	HONG KONG, CHINA	82,451.97	66,593	3,054,620	70,071
	INDIA	19,182.85	65,549	3,006,733	70,472
	INDONESIA	66,639.45	30,554	1,401,512	33,679
	JAPAN	16,822.90	345,245	15,836,388	378,605
	MALAYSIA	18,597.26	14,072	645,483	15,163
	PAKISTAN, ISLAMIC REP. OF	49,147.82	14,067	645,253	14,116
	PEOPLE'S REPUBLIC OF CHINA	7,767,391.02	2,497,580	114,563,996	2,729,728
	REPUBLIC OF KOREA	173,383.34	1,942,507	89,102,796	2,027,947
	SINGAPORE	3,796.47	45,702	2,096,351	47,074
	SOUTH AFRICA, REP. OF	3,871.95	4,374	200,635	4,662
	SPAIN	211.62	7,106	325,952	7,192
	TAIWAN (REP. OF CHINA)	494,803.75	712,885	32,700,034	806,466
	THAILAND	1,312.47	943	43,256	1,056
	TURKEY	98.93	757	34,724	799
	UK OF GREAT BRITAIN AND N. IRELAND	97.87	840	38,531	896
	UNITED ARAB EMIRATES, N.E.S.	129.16	1,982	90,914	2,115
	UNITED STATES OF AMERICA	15,965.13	111,321	5,106,295	116,294
	VIETNAM	1,179.23	13,507	619,566	13,665
5908	Textile wicks, woven, plaited or knitted, for lamps, stoves, lighters, candles or the like; incandescent gas mantles and tubular knitted gas mantle fabric therefor, whether or not impregnated.	68,229.44	116,159	5,328,214	122,248
590800	Textile wicks, woven, plaited or knitted, for lamps, stoves, lighters, candles or the like; incandescent gas mantles and tubular knitted gas mantle fabric therefor, whether or not impregnated	68,229.44	116,159	5,328,214	122,248
	GERMANY	3,788.13	67,075	3,076,730	69,313
	PEOPLE'S REPUBLIC OF CHINA	54,218.15	25,096	1,151,154	27,316
	REPUBLIC OF KOREA	8,698.97	8,769	402,234	9,552
	SLOVENIA	48.79	377	17,293	388
	UK OF GREAT BRITAIN AND N. IRELAND	150.56	13,225	606,631	13,922
	UNITED STATES OF AMERICA	1,324.84	1,617	74,172	1,757
5909	Textile hosepiping and similar textile tubing, with or without lining, armour or accessories of other materials.	369,094.46	1,321,310	60,608,490	1,377,839

TABLE 8 - Continued

PSCC CODE	COMMODITY AND COUNTRY OF ORIGIN	GROSS WEIGHT (GK)	FOB VALUE		CIF
			DOLLARS	PESOS	DOLLARS
590900	Textile hosepiping and similar textile tubing, with or without lining, armour or accessories of other materials	369,094.46	1,321,310	60,608,490	1,377,839
	AUSTRALIA	192.55	479	21,972	526
	BELGIUM	27.96	801	36,742	824
	BRAZIL	228.42	156	7,156	162
	DENMARK	8.33	270	12,385	308
	FINLAND	311.29	29,273	1,342,753	30,099
	GERMANY	193.23	11,866	544,294	12,302
	HONG KONG, CHINA	4,115.47	72,549	3,327,822	74,696
	INDIA	130.67	531	24,357	568
	INDONESIA	1,589.67	8,984	412,096	10,280
	JAPAN	385.21	12,014	551,083	13,459
	MOROCCO	203.90	2,020	92,658	2,224
	NETHERLANDS	6.21	2,759	126,555	2,837
	NORWAY	238.65	691	31,696	733
	PEOPLE'S REPUBLIC OF CHINA	313,822.77	677,728	31,087,383	704,801
	REPUBLIC OF KOREA	1,684.05	14,575	668,554	16,013
	SINGAPORE	2,395.66	8,584	393,748	8,969
	TAIWAN (REP. OF CHINA)	15,519.75	6,740	309,164	7,581
	THAILAND	4.25	74	3,394	78
	UK OF GREAT BRITAIN AND N. IRELAND	452.01	16,530	758,231	18,680
	UNITED STATES OF AMERICA	27,584.41	454,686	20,856,447	472,699
5910	Transmission or conveyor belts or belting, of textile material, whether or not impregnated, coated, covered or laminated with plastics, or reinforced with metal or other material.	180,838.25	2,010,582	92,225,398	2,096,923
591000	Transmission or conveyor belts or belting, of textile material, whether or not impregnated, coated, covered or laminated with plastics, or reinforced with metal or other material	180,838.25	2,010,582	92,225,398	2,096,923
	AUSTRALIA	12.49	5,650	259,166	6,036
	AUSTRIA	4.47	766	35,136	912
	BELGIUM	0.31	73	3,349	78
	DENMARK	1,177.58	7,657	351,227	7,751
	FINLAND	2.96	107	4,908	114
	FRANCE	174.42	5,557	254,900	6,806
	GERMANY	2,250.71	381,643	17,505,965	395,689
	HONG KONG, CHINA	3,962.16	7,660	351,364	8,118
	INDIA	1,917.80	6,005	275,449	6,039
	INDONESIA	283.97	223	10,229	238
	ISRAEL	1.27	155	7,110	166
	ITALY	2,095.74	64,144	2,942,285	65,582
	JAPAN	5,447.09	82,884	3,801,889	84,886
	MALAYSIA	679.34	31,776	1,457,565	33,098
	NETHERLANDS	3,562.78	54,544	2,501,933	61,394
	PEOPLE'S REPUBLIC OF CHINA	53,979.52	375,021	17,202,214	385,921
	PORTUGAL	1.67	610	27,981	651
	REPUBLIC OF KOREA	1,782.73	31,715	1,454,767	33,935
	SINGAPORE	18,687.29	196,353	9,006,712	206,157
	SPAIN	354.88	11,547	529,661	13,811
	SWEDEN	0.73	33	1,514	40
	SWITZERLAND	2,804.55	154,046	7,066,090	156,078
	TAIWAN (REP. OF CHINA)	51,942.19	111,092	5,095,790	115,505
	THAILAND	67.27	4,658	213,662	5,055
	UK OF GREAT BRITAIN AND N. IRELAND	5,498.24	215,485	9,884,297	228,114
	UNITED STATES OF AMERICA	24,146.09	261,178	11,980,235	274,749
5911	Textile products and articles, for technical uses, specified in Note 7 to this Chapter.	1,384,400.81	8,119,233	372,429,215	8,500,210
591110	Textile fabrics, felt and felt-line woven fabrics, coated, covered or laminated with rubber, leather or other material, of a kind used for card clothing, and similar fabrics of a kind used for other technical purposes, including narrow fabrics made of velvet impregnated with rubber, for covering weaving spindles (weaving beams)	281,880.32	3,041,835	139,528,970	3,155,750
	BELGIUM	55,446.48	666,253	30,561,025	689,004
	BRAZIL	50.80	1,240	56,879	1,325
	CANADA	34.95	1,130	51,833	1,379
	FRANCE	1.74	312	14,311	352
	GERMANY	68,433.55	864,653	39,661,633	885,825

TABLE 8 - Continued

PSCC CODE	COMMODITY AND COUNTRY OF ORIGIN	GROSS WEIGHT (GK)	FOB VALUE		CIF DOLLARS
			DOLLARS	PESOS	
	HONG KONG, CHINA	10,136.38	267,456	12,268,207	276,818
	INDIA	7,241.61	94,752	4,346,274	96,356
	INDONESIA	3.27	46	2,110	48
	ISRAEL	98.50	27,812	1,275,736	28,765
	ITALY	18.37	866	39,723	1,087
	JAPAN	7,569.68	181,696	8,334,396	190,789
	MALAYSIA	243.29	8,090	371,088	8,441
	NETHERLANDS	167.60	5,129	235,267	5,274
	PEOPLE'S REPUBLIC OF CHINA	25,426.82	431,438	19,790,061	446,393
	REPUBLIC OF KOREA	62,504.46	149,323	6,849,446	154,698
	SINGAPORE	3,686.22	13,244	607,502	13,433
	SPAIN	7,162.75	25,003	1,146,888	26,713
	TAIWAN (REP. OF CHINA)	26,816.44	92,858	4,259,396	95,393
	UK OF GREAT BRITAIN AND N. IRELAND	1,015.05	45,780	2,099,929	47,809
	UNITED STATES OF AMERICA	5,822.36	164,754	7,557,266	185,848
591120	Bolting cloth, whether or not made up	31,546.58	450,062	20,644,343	501,763
	AUSTRALIA	609.99	15,003	688,188	15,700
	GERMANY	17,101.64	160,029	7,340,530	182,999
	INDIA	559.23	3,728	171,003	3,855
	INDONESIA	115.66	1,497	68,667	1,557
	JAPAN	508.06	43,727	2,005,757	45,745
	MALAYSIA	121.13	9,882	453,287	10,527
	PEOPLE'S REPUBLIC OF CHINA	5,218.27	24,753	1,135,420	27,203
	REPUBLIC OF KOREA	42.75	2,934	134,583	3,239
	SINGAPORE	2,154.53	26,916	1,234,637	32,829
	SWITZERLAND	1,589.97	139,219	6,385,976	153,890
	TAIWAN (REP. OF CHINA)	3,525.35	22,374	1,026,295	24,219
591131	Textile fabrics and felts, engless or fitted with linking devices, of a kind used in paper-making or similar machines (for example, for pulp or asbestos-cement), weighing less than 650 g/m2	5,626.41	170,879	7,838,219	176,079
	FRANCE	440.04	11,813	541,862	11,880
	INDIA	3,123.83	32,654	1,497,839	33,575
	ITALY	464.55	22,614	1,037,304	23,612
	JAPAN	1,110.81	85,421	3,918,261	87,039
	PEOPLE'S REPUBLIC OF CHINA	152.55	4,062	186,324	4,177
	SINGAPORE	126.88	7,717	353,979	7,937
	THAILAND	207.75	6,598	302,650	7,859
591132	Textile fabrics and felts, engless or fitted with linking devices, of a kind used in paper-making or similar machines (for example, for pulp or asbestos-cement), weighing 650 g/m2 or more	58,492.69	1,357,884	62,286,138	1,424,938
	FRANCE	1,729.43	30,579	1,402,659	31,936
	GERMANY	3,261.96	86,126	3,950,600	97,880
	INDIA	1,167.75	9,636	442,003	10,263
	INDONESIA	1,519.21	13,758	631,079	14,146
	ITALY	199.68	7,539	345,814	7,848
	JAPAN	15,483.58	467,436	21,441,289	486,661
	MALAYSIA	6,859.79	141,898	6,508,861	151,006
	PEOPLE'S REPUBLIC OF CHINA	15,754.19	316,958	14,538,863	331,083
	REPUBLIC OF KOREA	8,967.79	171,688	7,875,329	179,201
	TAIWAN (REP. OF CHINA)	2,849.81	75,561	3,465,983	77,200
	UNITED STATES OF AMERICA	699.50	36,705	1,683,658	37,714
591140	Straining cloth of a kind used in oil presses or the like, including that of human hair	52,685.86	316,318	14,509,508	333,659
	DENMARK	18.65	5,658	259,532	5,816
	GERMANY	236.26	1,813	83,162	1,947
	HONG KONG, CHINA	0.14	22	1,009	24
	INDONESIA	7.73	165	7,569	178
	ITALY	12.49	596	27,339	637
	JAPAN	523.30	8,431	386,730	8,502
	PEOPLE'S REPUBLIC OF CHINA	8,155.41	108,287	4,967,125	115,063
	REPUBLIC OF KOREA	2,661.03	16,741	767,910	19,393
	SINGAPORE	577.54	8,761	401,867	10,116
	TAIWAN (REP. OF CHINA)	40,467.10	164,757	7,557,404	170,639
	UNITED STATES OF AMERICA	26.21	1,087	49,861	1,344
591190	Textile products and articles, for technical uses, n.e.s.	954,168.95	2,782,255	127,622,037	2,908,021

TABLE 8 - Continued

PSCC CODE	COMMODITY AND COUNTRY OF ORIGIN	GROSS WEIGHT (GK)	FOB VALUE		CIF DOLLARS
			DOLLARS	PESOS	
	AUSTRALIA	271.90	13,939	639,382	14,478
	AUSTRIA	1.47	183	8,394	188
	BELGIUM	5.21	92	4,220	94
	CANADA	26.10	13,605	624,061	13,988
	CZECH REPUBLIC (CZECHOSLOVAKIA)	3.64	1,885	86,465	1,981
	DENMARK	123.42	4,052	185,865	4,084
	FINLAND	291.93	8,302	380,813	8,314
	FRANCE	43.51	1,679	77,016	2,070
	GERMANY	1,049.87	30,368	1,392,980	35,127
	GREECE	22,774.40	41,659	1,910,898	48,994
	HONG KONG, CHINA	2,000.76	35,571	1,631,642	37,210
	INDIA	5,055.54	29,250	1,341,698	30,366
	INDONESIA	3,163.78	37,201	1,706,410	38,238
	ITALY	40.20	1,461	67,016	1,541
	JAPAN	11,906.03	170,551	7,823,175	179,351
	MALAYSIA	187,412.68	467,946	21,464,683	481,109
	MEXICO	106.39	6,876	315,402	7,707
	NETHERLANDS	136.43	1,983	90,960	2,732
	PEOPLE'S REPUBLIC OF CHINA	646,094.67	1,543,654	70,807,409	1,606,941
	PORTUGAL	12.66	440	20,183	457
	REPUBLIC OF KOREA	2,398.72	27,533	1,262,938	28,687
	SINGAPORE	10,775.22	40,793	1,871,175	43,030
	SOUTH AFRICA, REP. OF	11,223.39	28,087	1,288,351	29,078
	SPAIN	106.34	414	18,990	430
	SWEDEN	0.83	213	9,770	241
	SWITZERLAND	165.24	5,149	236,185	6,481
	TAIWAN (REP. OF CHINA)	15,690.40	29,956	1,374,082	32,119
	THAILAND	2,230.04	41,143	1,887,229	42,672
	TURKEY	14,588.44	18,326	840,614	18,368
	UK OF GREAT BRITAIN AND N. IRELAND	226.72	5,390	247,239	7,423
	UNITED STATES OF AMERICA	16,243.02	174,554	8,006,792	184,522
60	Knitted or crocheted fabrics	46,084,164.63	204,434,169	9,377,395,333	219,055,191
6001	Pile fabrics, including "long pile" fabrics and terry fabrics, knitted or crocheted.	4,940,802.01	10,022,305	459,723,130	10,714,043
600110	"Long pile" fabrics, knitted or crocheted	903,765.05	1,290,401	59,190,694	1,431,718
	FRANCE	21.88	1,728	79,263	1,728
	HONG KONG, CHINA	23,239.23	161,976	7,429,839	176,578
	INDIA	106.04	1,070	49,081	1,686
	INDONESIA	8,825.82	6,957	319,118	7,475
	ITALY	17.39	494	22,660	494
	JAPAN	310.07	23,500	1,077,945	24,378
	PEOPLE'S REPUBLIC OF CHINA	605,569.13	439,844	20,175,644	473,688
	REPUBLIC OF KOREA	32,397.00	329,673	15,122,101	386,442
	SINGAPORE	3.07	69	3,165	73
	TAIWAN (REP. OF CHINA)	199,322.99	215,987	9,907,324	233,896
	THAILAND	23,980.81	46,565	2,135,936	50,645
	UK OF GREAT BRITAIN AND N. IRELAND	19.53	474	21,742	487
	UNITED ARAB EMIRATES, N.E.S.	8.32	1,074	49,264	1,226
	UNITED STATES OF AMERICA	1,852.36	17,317	794,331	25,788
	VIETNAM	8,091.41	43,673	2,003,281	47,134
600121	Looped pile fabrics, of cotton, knitted or crocheted	112,241.61	286,339	13,134,369	310,240
	AUSTRALIA	58.72	229	10,504	778
	HONG KONG, CHINA	3,362.62	48,534	2,226,254	55,479
	INDONESIA	33,932.82	19,653	901,483	20,036
	ITALY	1,784.40	44,882	2,058,738	51,051
	PAKISTAN, ISLAMIC REP. OF	5,744.45	1,692	77,612	1,739
	PEOPLE'S REPUBLIC OF CHINA	62,970.00	122,211	5,605,818	126,824
	REPUBLIC OF KOREA	3,087.15	24,865	1,140,558	25,594
	SWITZERLAND	231.01	11,890	545,394	13,506
	TAIWAN (REP. OF CHINA)	675.15	8,709	399,482	9,061
	UK OF GREAT BRITAIN AND N. IRELAND	42.59	1,990	91,281	2,046
	UNITED STATES OF AMERICA	352.70	1,684	77,245	4,126
600122	Looped pile fabrics, of man-made fibers, knitted or crocheted	6,947.15	68,156	3,126,316	72,350
	BELGIUM	2,740.93	15,634	717,132	16,310
	HONG KONG, CHINA	600.51	7,939	364,162	8,482

TABLE 8 - Continued

PSCC CODE	COMMODITY AND COUNTRY OF ORIGIN	GROSS WEIGHT (GK)	FOB VALUE		CIF
			DOLLARS	PESOS	DOLLARS
	ITALY	460.35	9,355	429,114	10,870
	PEOPLE'S REPUBLIC OF CHINA	1,659.95	11,215	514,432	11,386
	SLOVENIA	69.28	3,966	181,920	4,291
	THAILAND	1,409.38	19,939	914,602	20,898
	UNITED STATES OF AMERICA	6.75	108	4,954	113
600129	Looped pile fabrics, of other textile materials, knitted or crocheted	1,477,584.46	884,625	40,577,749	932,426
	HONG KONG, CHINA	1,063.89	15,531	712,407	15,562
	INDONESIA	52,817.49	28,453	1,305,139	30,318
	PAKISTAN, ISLAMIC REP. OF	70,569.78	20,750	951,803	22,522
	PEOPLE'S REPUBLIC OF CHINA	1,011,831.07	616,497	28,278,718	647,807
	REPUBLIC OF KOREA	38,969.49	15,008	688,417	16,742
	TAIWAN (REP. OF CHINA)	302,235.62	185,471	8,507,554	196,441
	UNITED STATES OF AMERICA	97.12	2,915	133,711	3,034
600191	Other pile fabrics, of cotton, knitted or crocheted	1,112,684.51	442,399	20,292,841	478,543
	MALAYSIA	79,711.00	26,134	1,198,767	29,362
	PAKISTAN, ISLAMIC REP. OF	2,838.48	2,098	96,235	2,230
	PEOPLE'S REPUBLIC OF CHINA	622,732.00	278,313	12,766,217	300,321
	SWEDEN	58.28	706	32,384	754
	TAIWAN (REP. OF CHINA)	406,037.56	126,805	5,816,545	136,561
	UNITED STATES OF AMERICA	1,307.19	8,343	382,693	9,315
600192	Other pile fabrics, of man-made fibers, knitted or crocheted	758,166.55	4,410,311	202,300,967	4,596,190
	AUSTRALIA	511.18	1,103	50,595	1,503
	BELGIUM	4,453.55	23,416	1,074,092	24,701
	CANADA	5.96	498	22,843	532
	DEMOCRATIC PEOPLE'S REP. OF KOREA	134.45	1,388	63,668	1,445
	HONG KONG, CHINA	19,419.21	18,786	861,714	19,162
	INDONESIA	25,298.14	237,587	10,898,116	260,485
	ITALY	9.20	260	11,926	341
	JAPAN	12.90	475	21,788	624
	MALAYSIA	22,248.81	22,234	1,019,874	24,120
	PEOPLE'S REPUBLIC OF CHINA	380,583.73	1,753,465	80,431,439	1,826,357
	REPUBLIC OF KOREA	92,356.95	742,415	34,054,576	770,586
	SINGAPORE	6.66	692	31,742	732
	SPAIN	236.40	4,300	197,241	4,338
	TAIWAN (REP. OF CHINA)	200,964.48	1,540,189	70,648,470	1,595,082
	THAILAND	9,473.81	48,105	2,206,576	49,410
	TURKEY	787.40	6,987	320,494	8,033
	UNITED STATES OF AMERICA	1,663.72	8,411	385,813	8,739
600199	Other pile fabrics, of other textile materials, knitted or crocheted	569,412.68	2,640,074	121,100,194	2,892,576
	AUSTRALIA	5,106.04	35,017	1,606,230	49,412
	FRANCE	33.83	1,295	59,402	1,653
	GERMANY	952.00	595	27,293	635
	HONG KONG, CHINA	25,943.78	207,042	9,497,016	216,232
	INDIA	328.66	2,698	123,757	4,080
	INDONESIA	7,163.50	20,308	931,528	21,103
	ITALY	1,720.17	16,116	739,241	17,321
	JAPAN	84.14	1,617	74,172	1,728
	NEW ZEALAND	75.52	359	16,467	833
	PAKISTAN, ISLAMIC REP. OF	7,705.52	38,542	1,767,922	40,136
	PEOPLE'S REPUBLIC OF CHINA	355,972.87	1,130,564	51,858,970	1,183,656
	REPUBLIC OF KOREA	77,473.44	591,696	27,141,096	647,355
	SINGAPORE	121.17	1,578	72,383	2,562
	TAIWAN (REP. OF CHINA)	24,095.52	207,826	9,532,978	226,196
	THAILAND	45,160.55	256,406	11,761,343	283,944
	TURKEY	6,448.88	38,479	1,765,032	71,259
	UK OF GREAT BRITAIN AND N. IRELAND	956.16	21,544	988,223	23,317
	UNITED STATES OF AMERICA	8,475.84	59,134	2,712,477	89,394
	VIETNAM	1,595.09	9,258	424,664	11,760
6002	Knitted or crocheted fabrics of a width not exceeding 30 cm, containing by weight 5% or more of elastomeric yarn or rubber thread, other than those of heading 60.01.	2,602,336.68	12,777,697	586,112,961	13,689,889

TABLE 8 - Continued

PSCC CODE	COMMODITY AND COUNTRY OF ORIGIN	GROSS WEIGHT (GK)	FOB VALUE		CIF
			DOLLARS	PESOS	DOLLARS
600240	Knitted or crocheted fabrics of a width not exceeding 30 cm, containing by weight 5% or more of elastomeric yarn or rubber thread, other than those of heading 60.01	24,825.43	372,569	17,089,740	379,417
	HONG KONG, CHINA	10,666.77	237,815	10,908,574	238,011
	PEOPLE'S REPUBLIC OF CHINA	1,900.40	9,071	416,087	9,524
	REPUBLIC OF KOREA	12,258.26	125,683	5,765,079	131,882
600290	Other knitted or crocheted fabrics of a width not exceeding 30 cm. n.e.s.	2,577,511.25	12,405,128	569,023,221	13,310,472
	CAMBODIA (DEMOCRATIC KAMPUCHEA)	14,032.96	18,166	833,274	19,409
	HONG KONG, CHINA	117,635.72	946,379	43,410,405	1,214,633
	INDIA	10.20	306	14,036	326
	INDONESIA	6,700.74	71,667	3,287,365	75,995
	JAPAN	188.98	50,957	2,337,398	53,933
	MALAYSIA	36,655.68	18,236	836,485	18,255
	PEOPLE'S REPUBLIC OF CHINA	1,599,458.34	4,404,256	202,023,223	4,611,764
	REPUBLIC OF KOREA	651,554.52	5,737,843	263,194,858	6,015,899
	TAIWAN (REP. OF CHINA)	116,235.51	898,830	41,229,332	1,021,511
	THAILAND	21,327.22	187,856	8,616,955	204,411
	VIETNAM	13,711.38	70,632	3,239,890	74,336
6003	Knitted or crocheted fabrics of a width not exceeding 30 cm, other than those of heading 60.01 or 60.02.	4,668,422.54	20,583,752	944,176,703	21,511,930
600310	Knitted or crocheted fabrics of a width not exceeding 3 cm, of wool or fine animal hair	707.89	3,789	173,801	3,789
	PEOPLE'S REPUBLIC OF CHINA	707.89	3,789	173,801	3,789
600320	Knitted or crocheted fabrics of a width not exceeding 3 cm, of cotton	686,349.19	5,608,909	257,280,655	5,961,099
	DEMOCRATIC PEOPLE'S REP. OF KOREA	604.78	7,436	341,089	7,649
	HONG KONG, CHINA	207,437.52	1,495,429	68,595,328	1,583,509
	INDIA	10,771.41	100,767	4,622,182	116,173
	ITALY	9.40	777	35,641	799
	JAPAN	496.84	13,718	629,245	14,635
	MACAU	26,294.61	250,559	11,493,141	298,777
	PEOPLE'S REPUBLIC OF CHINA	282,211.19	2,647,263	121,429,954	2,763,306
	REPUBLIC OF KOREA	100,059.92	619,144	28,400,135	647,416
	TAIWAN (REP. OF CHINA)	34,341.47	343,420	15,752,675	393,126
	UNITED STATES OF AMERICA	706.26	10,317	473,241	10,609
	VIETNAM	23,415.79	120,079	5,508,024	125,100
600330	Knitted or crocheted fabrics of a width not exceeding 3 cm, of synthetic fibers	260,573.59	1,398,494	64,148,919	1,482,605
	HONG KONG, CHINA	11,307.55	174,813	8,018,672	182,979
	PEOPLE'S REPUBLIC OF CHINA	70,633.26	108,621	4,982,445	117,086
	REPUBLIC OF KOREA	161,247.27	849,656	38,973,721	905,731
	TAIWAN (REP. OF CHINA)	15,090.68	257,440	11,808,773	268,127
	UNITED STATES OF AMERICA	42.98	358	16,421	612
	VIETNAM	2,251.85	7,606	348,887	8,070
600340	Knitted or crocheted fabrics of a width not exceeding 3 cm, of artificial fibers	240,543.35	1,000,758	45,904,770	1,019,458
	HONG KONG, CHINA	3,931.30	31,393	1,439,997	34,825
	JAPAN	7,005.29	324,232	14,872,522	328,626
	PEOPLE'S REPUBLIC OF CHINA	32,099.29	110,201	5,054,920	114,238
	REPUBLIC OF KOREA	195,626.97	525,472	24,103,401	532,013
	TAIWAN (REP. OF CHINA)	1,717.14	8,536	391,546	8,740
	VIETNAM	163.36	924	42,384	1,016
600390	Knitted or crocheted fabrics of a width not exceeding 3 cm, of other textile materials, n.e.s.	3,480,248.52	12,571,802	576,668,558	13,044,979
	CAMBODIA (DEMOCRATIC KAMPUCHEA)	7.32	69	3,165	69
	FRANCE	22.30	61	2,798	66
	GERMANY	1,684.93	46,676	2,141,028	49,299
	HONG KONG, CHINA	482,652.12	3,351,473	153,732,067	3,442,502
	INDIA	6.50	49	2,248	51

TABLE 8 - Continued

PSCC CODE	COMMODITY AND COUNTRY OF ORIGIN	GROSS WEIGHT (GK)	FOB VALUE		CIF
			DOLLARS	PESOS	DOLLARS
	INDONESIA	13,025.46	19,543	896,437	20,105
	ITALY	22,350.86	458,234	21,019,194	472,212
	JAPAN	44,946.76	668,434	30,661,068	687,006
	MACAU	877.26	373,121	17,115,060	443,444
	MALAYSIA	15,952.82	6,530	299,531	6,551
	PEOPLE'S REPUBLIC OF CHINA	506,396.12	2,868,051	131,557,499	2,976,433
	REPUBLIC OF KOREA	1,911,222.33	2,573,066	118,026,537	2,679,113
	TAIWAN (REP. OF CHINA)	143,222.67	1,432,068	65,688,959	1,470,619
	THAILAND	38,709.18	455,685	20,902,271	471,943
	UNITED STATES OF AMERICA	1,148.12	12,141	556,908	12,252
	VIETNAM	298,023.77	306,601	14,063,788	313,314
6004	Knitted or crocheted fabrics of a width exceeding 30 cm, containing by weight 5% or more of elastomeric yarn or rubber thread, other than those of heading 60.01.	2,141,347.85	7,076,537	324,600,750	7,581,775
600410	Knitted or crocheted fabrics of a width exceeding 30 cm, containing by weight 5% or more of elastomeric yarn but not containing rubber thread	229,063.75	2,869,692	131,632,772	3,068,701
	FRANCE	438.02	9,403	431,316	10,011
	HONG KONG, CHINA	52,521.67	700,956	32,152,852	741,376
	ITALY	6,412.54	173,548	7,960,647	189,950
	JAPAN	4.16	123	5,642	123
	PEOPLE'S REPUBLIC OF CHINA	51,162.36	622,406	28,549,763	659,499
	REPUBLIC OF KOREA	62,453.72	531,563	24,382,795	597,963
	SLOVENIA	90.03	3,549	162,793	3,815
	SWITZERLAND	5,081.33	367,042	16,836,216	387,439
	TAIWAN (REP. OF CHINA)	24,182.41	188,555	8,649,018	193,963
	THAILAND	15,481.02	239,512	10,986,415	249,317
	VIETNAM	11,236.49	33,035	1,515,315	35,245
600490	Other knitted or crocheted fabrics of a width exceeding 30 cm, n.e.s.	1,912,284.10	4,206,845	192,967,978	4,513,074
	FRANCE	228.83	4,558	209,075	7,286
	HONG KONG, CHINA	37,781.39	580,542	26,629,461	624,278
	INDONESIA	38.44	319	14,633	328
	ITALY	5,523.35	160,424	7,358,649	183,259
	JAPAN	7,395.19	269,516	12,362,699	272,784
	MACAU	376.77	33,661	1,544,030	35,909
	PEOPLE'S REPUBLIC OF CHINA	1,522,951.21	1,198,870	54,992,167	1,293,097
	REPUBLIC OF KOREA	117,112.53	872,480	40,020,657	913,681
	SLOVENIA	57.42	2,312	106,051	2,635
	SWITZERLAND	1,408.25	100,412	4,605,898	112,261
	TAIWAN (REP. OF CHINA)	203,253.30	809,625	37,137,499	841,076
	THAILAND	5,085.53	93,843	4,304,578	99,538
	UNITED STATES OF AMERICA	1,463.53	7,616	349,346	16,889
	VIETNAM	9,608.36	72,667	3,333,235	110,053
6005	Warp knit fabrics (including those made on galloon knitting machines), other than those of headings 60.01 to 60.04.	859,365.00	5,615,077	257,563,583	6,196,194
600510	Warp knit fabrics (including those made on galloon knitting machines), of wool or fine animal hair	9,443.39	58,714	2,693,211	61,885
	JAPAN	115.02	20,842	956,023	21,962
	PEOPLE'S REPUBLIC OF CHINA	2,902.97	2,874	131,830	3,044
	REPUBLIC OF KOREA	575.37	2,115	97,015	2,373
	TAIWAN (REP. OF CHINA)	640.10	4,323	198,296	4,466
	THAILAND	4,674.98	26,127	1,198,445	27,561
	VIETNAM	534.95	2,433	111,602	2,479
600521	Warp knit fabrics (including those made on galloon knitting machines), of cotton, unbleached or bleached	13,201.35	5,850	268,340	6,090
	PEOPLE'S REPUBLIC OF CHINA	13,201.35	5,850	268,340	6,090
600522	Warp knit fabrics (including those made on galloon knitting machines), of cotton, dyed	112,814.45	850,844	39,028,214	968,734
	DEMOCRATIC PEOPLE'S REP. OF KOREA	526.76	6,254	286,871	7,306
	FRANCE	38.59	700	32,109	720
	HONG KONG, CHINA	31,324.87	373,548	17,134,647	414,116

TABLE 8 - Continued

PSC CODE	COMMODITY AND COUNTRY OF ORIGIN	GROSS WEIGHT (GK)	FOB VALUE		CIF
			DOLLARS	PESOS	DOLLARS
	INDONESIA	4,087.22	1,374	63,025	1,584
	ITALY	147.34	5,042	231,277	5,686
	JAPAN	327.52	5,413	248,294	5,683
	PAKISTAN, ISLAMIC REP. OF	266.19	3,161	144,995	3,693
	PEOPLE'S REPUBLIC OF CHINA	25,585.69	150,936	6,923,434	180,643
	REPUBLIC OF KOREA	3,356.62	32,122	1,473,436	37,643
	SLOVENIA	21.20	987	45,274	1,027
	TAIWAN (REP. OF CHINA)	44,639.60	219,028	10,046,814	246,411
	THAILAND	157.67	7,855	360,309	8,297
	UK OF GREAT BRITAIN AND N. IRELAND	563.93	17,199	788,918	18,427
	UNITED STATES OF AMERICA	1,771.25	27,225	1,248,811	37,498
600524	Warp knit fabrics (including those made on galloon knitting machines), of cotton, printed	14.79	931	42,705	1,054
	HONG KONG, CHINA	6.09	160	7,339	185
	UK OF GREAT BRITAIN AND N. IRELAND	8.70	771	35,366	869
600531	Warp knit fabrics (including those made on galloon knitting machines), of synthetic fibers, unbleached or bleached	28,531.37	262,326	12,032,893	279,937
	CAMBODIA (DEMOCRATIC KAMPUCHEA)	30.33	52	2,385	177
	GERMANY	740.32	9,015	413,518	9,394
	HONG KONG, CHINA	11,306.78	155,985	7,155,032	166,919
	INDONESIA	8,333.12	7,733	354,713	7,939
	ITALY	79.31	2,058	94,400	2,817
	JAPAN	3.44	69	3,165	69
	PEOPLE'S REPUBLIC OF CHINA	7,812.27	85,069	3,902,115	90,200
	TAIWAN (REP. OF CHINA)	202.47	2,081	95,455	2,158
	THAILAND	23.33	264	12,110	264
600532	Warp knit fabrics (including those made on galloon knitting machines), of synthetic fibers, dyed	610,949.68	3,786,452	173,684,554	4,143,555
	BELGIUM	4,637.02	36,124	1,657,008	42,520
	CANADA	0.76	1,768	81,098	1,861
	GERMANY	3.17	111	5,092	128
	HONG KONG, CHINA	91,468.66	510,701	23,425,855	572,167
	ITALY	1,091.23	16,741	767,910	17,213
	MACAU	45.66	1,515	69,493	1,805
	MALAYSIA	220.91	2,270	104,125	2,445
	PEOPLE'S REPUBLIC OF CHINA	335,925.70	1,330,522	61,031,044	1,418,917
	REPUBLIC OF KOREA	127,595.58	1,011,379	46,391,955	1,164,584
	TAIWAN (REP. OF CHINA)	5,712.52	49,738	2,281,482	52,763
	THAILAND	41,989.35	809,749	37,143,187	849,908
	TURKEY	23.69	820	37,613	843
	UK OF GREAT BRITAIN AND N. IRELAND	108.13	2,779	127,473	3,651
	VIETNAM	2,127.30	12,235	561,219	14,750
600534	Warp knit fabrics (including those made on galloon knitting machines), of synthetic fibers, printed	12,139.02	69,246	3,176,314	71,375
	BELGIUM	15.02	146	6,697	155
	PEOPLE'S REPUBLIC OF CHINA	11,869.67	65,406	3,000,173	66,819
	THAILAND	254.33	3,694	169,444	4,401
600542	Warp knit fabrics (including those made on galloon knitting machines), of artificial fibers, dyed	7,849.56	139,333	6,391,205	149,105
	HONG KONG, CHINA	58.25	216	9,908	231
	REPUBLIC OF KOREA	7,791.31	139,117	6,381,297	148,874
600544	Warp knit fabrics (including those made on galloon knitting machines), of artificial fibers, printed	231.47	496	22,752	548
	PEOPLE'S REPUBLIC OF CHINA	231.47	496	22,752	548
600590	Warp knit fabrics (including those made on galloon knitting machines), of other textile materials	64,189.92	440,885	20,223,395	513,911
	PEOPLE'S REPUBLIC OF CHINA	39,415.39	205,867	9,443,119	244,186
	REPUBLIC OF KOREA	12,031.37	127,065	5,828,472	154,250
	SOUTH AFRICA, REP. OF	55.89	700	32,109	720
	TAIWAN (REP. OF CHINA)	143.53	949	43,531	1,046

TABLE 8 - Continued

PSCC CODE	COMMODITY AND COUNTRY OF ORIGIN	GROSS WEIGHT (GK)	FOB VALUE		CIF
			DOLLARS	PESOS	DOLLARS
	THAILAND	12,535.46	106,229	4,872,724	113,629
	TURKS AND CAICOS ISLANDS	2.49	29	1,330	32
	VIETNAM	5.79	46	2,110	48
6006	Other knitted or crocheted fabrics.	30,871,890.55	148,358,801	6,805,218,206	159,361,360
600610	Other knitted or crocheted fabrics, of wool or fine animal hair	0.87	103	4,725	109
	SWITZERLAND	0.87	103	4,725	109
600621	Other knitted or crocheted fabrics, of cotton, unbleached or bleached	30,157.50	123,139	5,648,386	127,779
	JAPAN	161.13	6,331	290,403	6,518
	PEOPLE'S REPUBLIC OF CHINA	29,996.37	116,808	5,357,983	121,261
600622	Other knitted or crocheted fabrics, of cotton, dyed	7,444,424.22	51,712,487	2,372,051,780	55,535,354
	CAMBODIA (DEMOCRATIC KAMPUCHEA)	2,309.27	4,979	228,387	5,183
	DEMOCRATIC PEOPLE'S REP. OF KOREA	5.17	31	1,422	36
	GERMANY	291.33	288	13,211	308
	HONG KONG, CHINA	1,667,430.67	13,924,261	638,705,852	14,699,771
	INDIA	51,841.44	201,621	9,248,355	219,797
	INDONESIA	47,784.61	947,553	43,464,256	969,210
	ITALY	3,099.37	44,695	2,050,160	52,435
	JAPAN	2,210.85	96,611	4,431,547	115,037
	MACAU	97,598.49	1,126,857	51,688,931	1,338,897
	MALAYSIA	1,903.76	27,604	1,266,195	28,496
	PAKISTAN, ISLAMIC REP. OF	7,945.74	25,823	1,184,501	60,955
	PEOPLE'S REPUBLIC OF CHINA	2,404,222.73	14,525,754	666,296,336	15,671,298
	REPUBLIC OF KOREA	1,915,029.28	13,106,816	601,209,650	14,372,649
	SINGAPORE	747.95	10,996	504,387	11,005
	TAIWAN (REP. OF CHINA)	866,813.96	5,945,397	272,715,360	6,157,355
	THAILAND	89,929.86	337,978	15,503,051	357,801
	TURKEY	22,191.48	294,469	13,507,293	332,701
	UK OF GREAT BRITAIN AND N. IRELAND	691.69	23,408	1,073,725	24,372
	UNITED STATES OF AMERICA	566.14	4,122	189,076	6,132
	VIETNAM	261,810.43	1,063,224	48,770,085	1,111,916
600623	Other knitted or crocheted fabrics, of cotton, of yarns of different colors	91,364.66	677,879	31,094,310	720,418
	HONG KONG, CHINA	2,744.50	44,555	2,043,738	46,471
	PEOPLE'S REPUBLIC OF CHINA	51,051.48	328,657	15,075,497	343,334
	REPUBLIC OF KOREA	37,568.68	304,667	13,975,075	330,613
600624	Other knitted or crocheted fabrics, of cotton, printed	49,025.58	283,963	13,025,383	318,653
	HONG KONG, CHINA	4,385.06	22,064	1,012,076	22,866
	ITALY	40.74	1,665	76,374	1,733
	PEOPLE'S REPUBLIC OF CHINA	33,148.55	147,790	6,779,127	165,239
	REPUBLIC OF KOREA	10,986.88	103,190	4,733,325	119,187
	TAIWAN (REP. OF CHINA)	464.35	9,254	424,481	9,628
600631	Other knitted or crocheted fabrics, of synthetic fibers, unbleached or bleached	936,491.48	1,823,155	83,628,121	2,064,111
	GERMANY	343.45	8,832	405,124	9,684
	HONG KONG, CHINA	2,965.96	103,776	4,760,205	121,154
	ITALY	99.31	1,319	60,503	1,356
	JAPAN	53,439.70	98,044	4,497,279	115,921
	MALAYSIA	43,732.29	16,412	752,818	17,764
	PEOPLE'S REPUBLIC OF CHINA	157,567.09	569,523	26,124,020	625,893
	REPUBLIC OF KOREA	665,301.88	967,677	44,387,344	1,103,718
	SINGAPORE	205.36	1,709	78,392	1,709
	TAIWAN (REP. OF CHINA)	12,684.27	52,050	2,387,534	62,207
	UNITED STATES OF AMERICA	152.17	3,813	174,902	4,705
600632	Other knitted or crocheted fabrics, of synthetic fibers, dyed	5,784,810.98	27,883,332	1,279,008,438	30,531,003
	ANGUILLA	637.09	5,822	267,055	5,822
	BELGIUM	85.78	1,111	50,962	1,213
	BRITISH INDIAN OCEAN TERRITORY	213.69	5,556	254,854	5,566
	CAMBODIA (DEMOCRATIC KAMPUCHEA)	29.70	33	1,514	36

TABLE 8 - Continued

PSCC CODE	COMMODITY AND COUNTRY OF ORIGIN	GROSS WEIGHT (GK)	FOB VALUE		CIF
			DOLLARS	PESOS	DOLLARS
	CANADA	85.00	320	14,678	342
	FRANCE	73.34	2,559	117,381	2,816
	GERMANY	15,207.18	111,957	5,135,467	122,028
	HONG KONG, CHINA	367,848.42	3,210,189	147,251,370	3,404,219
	INDIA	138.29	1,763	80,869	2,173
	INDONESIA	28,130.26	181,891	8,343,340	204,355
	ITALY	5,471.57	95,815	4,395,034	110,751
	JAPAN	10,953.25	380,030	17,431,976	406,077
	MALAYSIA	1,733.28	27,447	1,258,994	28,479
	NETHERLANDS	2.49	128	5,871	136
	PEOPLE'S REPUBLIC OF CHINA	2,107,090.73	7,871,191	361,051,532	8,499,082
	REPUBLIC OF KOREA	2,456,163.55	11,917,872	546,672,789	13,305,362
	SINGAPORE	432.28	8,290	380,262	8,857
	SPAIN	20.87	467	21,421	486
	TAIWAN (REP. OF CHINA)	474,359.14	3,042,867	139,576,309	3,285,179
	THAILAND	34,254.73	403,388	18,503,408	447,778
	TURKEY	9,719.45	116,329	5,336,011	132,103
	UK OF GREAT BRITAIN AND N. IRELAND	32.28	2,679	122,885	3,085
	UNITED ARAB EMIRATES, N.E.S.	2,149.06	39,689	1,820,534	39,759
	UNITED STATES OF AMERICA	7,616.48	112,746	5,171,659	125,875
	VIETNAM	262,363.07	343,193	15,742,263	389,424
600633	Other knitted or crocheted fabrics, of synthetic fibers, of yarns of different colors	45,013.78	160,797	7,375,758	175,787
	HONG KONG, CHINA	6.70	36	1,651	39
	INDONESIA	2,230.76	10,403	477,186	10,744
	PEOPLE'S REPUBLIC OF CHINA	38,124.20	101,403	4,651,355	106,075
	REPUBLIC OF KOREA	4,454.93	48,476	2,223,594	58,377
	TAIWAN (REP. OF CHINA)	197.19	479	21,972	552
600634	Other knitted or crocheted fabrics, of synthetic fibers, printed	421,052.00	2,263,724	103,837,021	2,606,356
	GREECE	0.87	264	12,110	297
	HONG KONG, CHINA	6,936.68	293,778	13,475,597	296,947
	INDONESIA	777.70	8,326	381,914	10,160
	JAPAN	766.19	57,410	2,633,397	61,878
	PEOPLE'S REPUBLIC OF CHINA	77,992.64	293,743	13,473,992	328,124
	REPUBLIC OF KOREA	280,295.75	1,524,436	69,925,879	1,807,761
	SINGAPORE	0.83	25	1,147	27
	TAIWAN (REP. OF CHINA)	7,669.21	38,512	1,766,545	45,989
	THAILAND	90.62	1,468	67,337	1,650
	VIETNAM	46,521.51	45,762	2,099,103	53,523
600641	Other knitted or crocheted fabrics, of artificial fibers, unbleached or bleached	40,667.46	442,927	20,317,062	464,201
	HONG KONG, CHINA	36,738.36	376,382	17,264,642	392,522
	ITALY	349.68	2,075	95,180	2,207
	JAPAN	100.15	4,740	217,424	5,368
	PEOPLE'S REPUBLIC OF CHINA	1,808.62	32,333	1,483,115	33,917
	REPUBLIC OF KOREA	881.99	11,473	526,267	13,665
	TAIWAN (REP. OF CHINA)	788.66	15,924	730,434	16,522
600642	Other knitted or crocheted fabrics, of artificial fibers, dyed	619,156.55	5,834,862	267,645,119	6,606,406
	HONG KONG, CHINA	135,517.81	1,024,348	46,986,842	1,161,125
	INDONESIA	537.14	3,414	156,600	3,486
	ITALY	14,803.49	916,004	42,017,103	951,671
	PEOPLE'S REPUBLIC OF CHINA	191,497.67	1,295,497	59,424,448	1,507,224
	REPUBLIC OF KOREA	237,276.72	2,334,249	107,072,002	2,701,043
	TAIWAN (REP. OF CHINA)	12,262.20	108,835	4,992,261	120,191
	THAILAND	294.62	4,974	228,157	5,155
	VIETNAM	26,966.90	147,541	6,767,706	156,511
600643	Other knitted or crocheted fabrics, of artificial fibers, of yarns of different colors	1,273.15	7,485	343,337	9,089
	PEOPLE'S REPUBLIC OF CHINA	1,273.15	7,485	343,337	9,089
600644	Other knitted or crocheted fabrics, of artificial fibers, printed	49,100.06	413,864	18,983,943	479,651
	HONG KONG, CHINA	203.76	2,370	108,712	2,729
	PEOPLE'S REPUBLIC OF CHINA	19,503.47	55,458	2,543,859	63,193

TABLE 8 - Continued

PSCC CODE	COMMODITY AND COUNTRY OF ORIGIN	GROSS WEIGHT (GK)	FOB VALUE		CIF DOLLARS
			DOLLARS	PESOS	
	REPUBLIC OF KOREA	29,392.83	356,036	16,331,372	413,729
600690	Other knitted or crocheted fabrics, of other textile materials	15,359,352.26	56,731,084	2,602,254,823	59,722,443
	BANGLADESH	1,410.05	3,508	160,912	3,864
	CAMBODIA (DEMOCRATIC KAMPUCHEA)	20,668.58	18,118	831,073	19,236
	DEMOCRATIC PEOPLE'S REP. OF KOREA	17,633.31	216,644	9,937,460	229,755
	DENMARK	6.29	536	24,586	553
	GERMANY	2,521.79	44,955	2,062,086	55,220
	HONG KONG, CHINA	934,364.25	5,843,229	268,028,914	6,127,798
	INDIA	56,930.40	255,327	11,711,849	297,810
	INDONESIA	71,729.88	382,676	17,553,348	408,001
	ITALY	21,891.08	378,012	17,339,410	458,970
	JAPAN	8,204.01	256,906	11,784,278	270,487
	JORDAN	5.00	40	1,835	43
	MALAYSIA	645,061.52	229,278	10,516,982	243,992
	PEOPLE'S REPUBLIC OF CHINA	9,084,007.01	21,178,586	971,461,740	22,290,245
	REPUBLIC OF KOREA	1,851,761.39	18,316,228	840,165,378	19,256,854
	SPAIN	351.25	3,572	163,848	4,133
	SRI LANKA (CEYLON)	3,011.38	18,330	840,797	18,623
	SWITZERLAND	192.78	14,402	660,620	14,992
	TAIWAN (REP. OF CHINA)	2,094,870.76	6,929,939	317,876,302	7,222,580
	THAILAND	181,863.21	392,926	18,023,516	411,617
	TURKEY	36,987.51	224,653	10,304,833	237,225
	UK OF GREAT BRITAIN AND N. IRELAND	2,444.10	30,621	1,404,585	34,192
	UNITED STATES OF AMERICA	13,182.03	165,096	7,572,954	171,734
	VIETNAM	310,254.68	1,827,502	83,827,517	1,944,519
61	Articles of apparel and clothing accessories, knitted or crocheted	60,223,653.38	136,645,344	6,267,921,934	144,282,666
6101	Men's or boys' overcoats, car-coats, capes, cloaks, anoraks (including ski-jackets), wind-cheaters, wind-jackets and similar articles, knitted or crocheted, other than those of heading 61.03.	1,234,600.27	2,314,347	106,159,097	2,712,586
610110	Men's or boys' overcoats, car-coats, capes, cloaks, anoraks (including ski-jackets), wind-cheaters, wind-jackets and similar articles, of wool or fine animal hair, knitted or crocheted	24,170.17	148,200	6,797,933	156,278
	HONG KONG, CHINA	6.62	1,762	80,823	1,812
	JAPAN	399.74	49,829	2,285,656	51,168
	MALAYSIA	525.91	8,135	373,152	8,471
	PEOPLE'S REPUBLIC OF CHINA	17,548.65	22,656	1,039,231	23,650
	UNITED STATES OF AMERICA	5,667.54	65,135	2,987,742	70,476
	VIETNAM	21.71	683	31,329	701
610120	Men's or boys' overcoats, car-coats, capes, cloaks, anoraks (including ski-jackets), wind-cheaters, wind-jackets and similar articles, of cotton, knitted or crocheted	25,990.09	383,550	17,593,438	421,812
	BANGLADESH	3,805.48	7,510	344,484	8,090
	CAMBODIA (DEMOCRATIC KAMPUCHEA)	4,808.64	24,485	1,123,127	25,649
	HONG KONG, CHINA	13.92	1,120	51,374	1,202
	INDIA	1.74	125	5,734	140
	INDONESIA	394.14	4,406	202,103	4,534
	JAPAN	164.17	5,045	231,414	7,629
	MALAYSIA	3,566.23	55,257	2,534,639	57,504
	PEOPLE'S REPUBLIC OF CHINA	5,015.53	115,739	5,308,948	128,151
	SINGAPORE	5,695.08	116,037	5,322,617	127,612
	SRI LANKA (CEYLON)	396.11	7,014	321,732	7,429
	THAILAND	3.33	383	17,568	434
	UNITED STATES OF AMERICA	2,125.72	46,429	2,129,698	53,438
610130	Men's or boys' overcoats, car-coats, capes, cloaks, anoraks (including ski-jackets), wind-cheaters, wind-jackets and similar articles, of man-made fibers, knitted or crocheted	1,183,510.08	1,779,879	81,643,052	2,130,276
	AUSTRALIA	32.98	1,303	59,769	1,307
	CAMBODIA (DEMOCRATIC KAMPUCHEA)	162.29	2,170	99,538	2,246
	CANADA	7,082.18	8,511	390,400	9,722
	FRANCE	482.49	3,519	161,417	3,618
	GERMANY	809.20	12,107	555,348	12,364
	HONG KONG, CHINA	47,300.13	98,001	4,495,306	100,732
	INDIA	619.46	677	31,054	700

TABLE 8 - Continued

PSCC CODE	COMMODITY AND COUNTRY OF ORIGIN	GROSS WEIGHT (GK)	FOB VALUE		CIF
			DOLLARS	PESOS	DOLLARS
	INDONESIA	9,346.05	11,949	548,101	12,369
	MALAYSIA	145.63	634	29,082	694
	NETHERLANDS	3.17	123	5,642	129
	PEOPLE'S REPUBLIC OF CHINA	937,912.47	505,592	23,191,505	531,632
	SINGAPORE	4.18	102	4,679	109
	SPAIN	115,280.10	840,872	38,570,799	1,128,441
	SRI LANKA (CEYLON)	164.60	4,308	197,608	4,775
	TAIWAN (REP. OF CHINA)	4,884.79	2,361	108,299	2,443
	THAILAND	4,336.84	6,484	297,421	6,911
	UNITED STATES OF AMERICA	6,619.63	30,368	1,392,980	31,501
	VIETNAM	48,323.89	250,798	11,504,104	280,583
610190	Men's or boys' overcoats, car-coats, capes, cloaks, anoraks (including ski-jackets), wind-cheaters, wind-jackets and similar articles, of other textile materials, knitted or crocheted	929.93	2,718	124,674	4,220
	GERMANY	63.14	605	27,751	1,946
	PEOPLE'S REPUBLIC OF CHINA	866.79	2,113	96,923	2,274
6102	Women's or girls' overcoats, car-coats, capes, cloaks, anoraks (including ski-jackets), wind-cheaters, wind-jackets and similar articles, knitted or crocheted, other than those of heading 61.04.	2,603,973.02	6,632,327	304,224,838	7,268,149
610210	Women's or girls' overcoats, car-coats, capes, cloaks, anoraks (including ski-jackets), wind-cheaters, wind-jackets and similar articles, of wool or fine animal hair, knitted or crocheted	965.51	11,872	544,569	16,554
	BANGLADESH	33.20	472	21,651	504
	MALAYSIA	29.32	591	27,109	624
	PEOPLE'S REPUBLIC OF CHINA	97.54	2,199	100,868	2,306
	SINGAPORE	805.45	8,610	394,941	13,120
610220	Women's or girls' overcoats, car-coats, capes, cloaks, anoraks (including ski-jackets), wind-cheaters, wind-jackets and similar articles, of cotton, knitted or crocheted	2,579,891.08	6,119,520	280,702,382	6,729,284
	ANGUILLA	1,611.96	76,528	3,510,339	77,192
	BANGLADESH	2,811.08	40,787	1,870,900	43,246
	CAMBODIA (DEMOCRATIC KAMPUCHEA)	64.26	1,095	50,228	1,141
	HONG KONG, CHINA	55,191.14	354,425	16,257,475	374,277
	INDONESIA	36,847.07	195,969	8,989,098	207,480
	ITALY	8.35	563	25,825	643
	JAPAN	4,620.58	217,591	9,980,899	229,192
	MACAU	67,312.72	1,588,914	72,883,485	1,888,379
	MALAYSIA	820.42	17,090	783,918	17,910
	PEOPLE'S REPUBLIC OF CHINA	636,140.18	1,332,655	61,128,885	1,411,253
	REPUBLIC OF KOREA	1,522,709.04	843,738	38,702,262	906,546
	SINGAPORE	10,820.79	176,938	8,116,146	183,726
	SWITZERLAND	5.84	528	24,219	644
	TAIWAN (REP. OF CHINA)	64,417.75	754,074	34,589,374	843,609
	THAILAND	1,839.51	18,454	846,485	19,643
	UNITED STATES OF AMERICA	33.50	3,555	163,068	3,744
	VIETNAM	174,636.89	496,616	22,779,776	520,659
610230	Women's or girls' overcoats, car-coats, capes, cloaks, anoraks (including ski-jackets), wind-cheaters, wind-jackets and similar articles, of man-made fibers, knitted or crocheted	21,349.01	457,988	21,007,909	474,213
	CAMBODIA (DEMOCRATIC KAMPUCHEA)	775.12	15,418	707,224	15,942
	CANADA	20.05	68	3,119	505
	HONG KONG, CHINA	71.81	2,612	119,812	2,684
	MALAYSIA	89.49	1,846	84,676	1,968
	MOROCCO	15.76	717	32,889	814
	PEOPLE'S REPUBLIC OF CHINA	6,344.53	146,564	6,722,891	151,926
	SINGAPORE	4,053.92	73,867	3,388,279	75,964
	SPAIN	39.19	692	31,742	814
	THAILAND	93.99	1,590	72,933	1,637
	UNITED STATES OF AMERICA	0.54	29	1,330	31
	VIETNAM	9,844.61	214,585	9,843,014	221,928
610290	Women's or girls' overcoats, car-coats, capes, cloaks, anoraks (including ski-jackets), wind-cheaters, wind-jackets and similar articles, of other textile materials, knitted or crocheted	1,767.42	42,947	1,969,978	48,098

TABLE 8 - Continued

PSCC CODE	COMMODITY AND COUNTRY OF ORIGIN	GROSS WEIGHT (GK)	FOB VALUE		CIF
			DOLLARS	PESOS	DOLLARS
	BANGLADESH	126.88	1,804	82,749	1,854
	CANADA	68.74	2,411	110,593	2,525
	HONG KONG, CHINA	8.73	566	25,962	594
	INDONESIA	203.09	4,393	201,507	4,584
	MALAYSIA	890.33	14,652	672,087	15,337
	PEOPLE'S REPUBLIC OF CHINA	352.19	14,986	687,408	18,878
	TURKEY	102.07	3,029	138,940	3,033
	UNITED STATES OF AMERICA	15.39	1,106	50,732	1,293
6103	Men's or boys' suits, ensembles, jackets, blazers, trousers, bib and brace overalls, breeches and shorts (other than swimwear), knitted or crocheted.	1,956,078.07	11,691,206	536,275,623	12,396,248
610311	Men's or boys' suits, of wool or fine animal hair, knitted or crocheted	1,839.37	68,816	3,156,590	72,090
	BANGLADESH	236.98	3,617	165,912	3,763
	INDIA	4.35	81	3,715	85
	PEOPLE'S REPUBLIC OF CHINA	324.70	8,802	403,748	9,010
	SINGAPORE	1,273.34	56,316	2,583,215	59,232
610312	Men's or boys' suits, of synthetic fibers, knitted or crocheted	127.12	7,922	363,382	8,187
	PEOPLE'S REPUBLIC OF CHINA	84.58	7,437	341,135	7,670
	SINGAPORE	42.54	485	22,247	517
610319	Men's or boys' suits, of other textile materials, knitted or crocheted	325.37	5,614	257,514	5,979
	BAHRAIN	193.44	2,571	117,932	2,701
	MALAYSIA	129.43	2,636	120,913	2,817
	UNITED STATES OF AMERICA	2.50	407	18,669	461
610321	Men's or boys' ensembles, of wool or fine animal hair, knitted or crocheted	1,794.30	9,807	449,847	10,208
	BANGLADESH	1,589.13	1,842	84,493	1,848
	HONG KONG, CHINA	1.66	225	10,321	225
	JAPAN	103.49	5,537	253,982	5,854
	MALAYSIA	48.34	1,093	50,136	1,095
	PEOPLE'S REPUBLIC OF CHINA	0.84	43	1,972	47
	TAIWAN (REP. OF CHINA)	50.84	1,067	48,943	1,139
610322	Men's or boys' ensembles, of cotton, knitted or crocheted	6,568.71	59,715	2,739,127	61,996
	BANGLADESH	1,310.42	17,116	785,111	17,745
	PEOPLE'S REPUBLIC OF CHINA	5,258.29	42,599	1,954,016	44,251
610323	Men's or boys' ensembles, of synthetic fibers, knitted or crocheted	957.00	2,559	117,382	2,762
	BANGLADESH	892.70	1,048	48,072	1,203
	PEOPLE'S REPUBLIC OF CHINA	64.30	1,511	69,310	1,559
610329	Men's or boys' ensembles, of other textile materials, knitted or crocheted	230.12	6,566	301,182	6,599
	INDONESIA	230.12	6,566	301,182	6,599
610331	Men's or boys' jackets and blazers, of wool or fine animal hair, knitted or crocheted	186.45	3,592	164,765	3,706
	BANGLADESH	144.14	2,060	94,492	2,118
	INDIA	15.23	936	42,934	968
	PEOPLE'S REPUBLIC OF CHINA	27.08	596	27,339	620
610332	Men's or boys' jackets and blazers, of cotton, knitted or crocheted	30,038.32	564,057	25,873,295	597,234
	AUSTRALIA	111.69	4,538	208,158	5,042
	BANGLADESH	311.00	5,428	248,982	6,069
	CAMBODIA (DEMOCRATIC KAMPUCHEA)	4,120.09	13,041	598,191	13,905
	HONG KONG, CHINA	1,911.03	17,188	788,414	17,727
	INDIA	75.11	918	42,109	963

TABLE 8 - Continued

PSCC CODE	COMMODITY AND COUNTRY OF ORIGIN	GROSS WEIGHT (GK)	FOB VALUE		CIF
			DOLLARS	PESOS	DOLLARS
	INDONESIA	71.55	3,854	176,783	4,167
	JAPAN	11.06	514	23,577	776
	MALAYSIA	804.56	15,671	718,829	16,479
	PEOPLE'S REPUBLIC OF CHINA	15,041.91	188,678	8,654,660	198,194
	REPUBLIC OF KOREA	28.47	237	10,871	250
	SINGAPORE	66.14	1,483	68,025	2,648
	SPAIN	7,148.55	290,982	13,347,344	307,867
	SRI LANKA (CEYLON)	37.47	1,484	68,071	1,586
	SWITZERLAND	2.41	584	26,788	608
	UNITED STATES OF AMERICA	47.76	1,364	62,567	1,571
	VIETNAM	249.52	18,093	829,926	19,382
610333	Men's or boys' jackets and blazers, of synthetic fibers, knitted or crocheted	106,451.71	763,081	35,002,524	801,489
	AUSTRALIA	478.67	7,268	333,383	8,178
	BANGLADESH	16.32	994	45,595	1,035
	CANADA	148.58	2,369	108,666	2,601
	FRANCE	115.21	1,774	81,373	1,861
	HONG KONG, CHINA	7,707.11	10,269	471,039	10,652
	INDONESIA	1,399.85	66,757	3,062,144	68,268
	ITALY	25.08	1,467	67,291	1,475
	MACAU	96.33	227	10,412	319
	MALAYSIA	59.33	2,274	104,308	2,334
	PEOPLE'S REPUBLIC OF CHINA	90,867.58	456,888	20,957,453	478,539
	ROMANIA	2.60	59	2,706	130
	SINGAPORE	1,263.87	12,433	570,302	19,482
	SRI LANKA (CEYLON)	72.12	2,737	125,546	2,831
	TAIWAN (REP. OF CHINA)	21.60	27	1,238	29
	THAILAND	1,061.43	1,881	86,281	1,925
	UK OF GREAT BRITAIN AND N. IRELAND	38.93	3,233	148,298	3,807
	UNITED STATES OF AMERICA	116.83	9,495	435,536	10,080
	VIETNAM	2,960.27	182,929	8,390,953	187,943
610339	Men's or boys' jackets and blazers, of other textile materials, knitted or crocheted	99,066.77	288,235	13,221,341	307,329
	AUSTRALIA	639.69	20,408	936,114	25,168
	BANGLADESH	3,091.70	28,267	1,296,607	29,064
	CAMBODIA (DEMOCRATIC KAMPUCHEA)	50.70	987	45,274	1,015
	GERMANY	177.08	794	36,421	826
	HONG KONG, CHINA	208.55	6,996	320,907	7,620
	INDIA	354.73	14,015	642,868	14,835
	INDONESIA	345.15	13,387	614,061	14,363
	ITALY	964.61	10,849	497,644	11,788
	JAPAN	162.72	1,433	65,732	1,473
	NETHERLANDS	153.71	6,979	320,127	7,834
	PEOPLE'S REPUBLIC OF CHINA	85,730.82	120,515	5,528,024	127,386
	REPUBLIC OF KOREA	2,175.00	957	43,898	1,109
	SINGAPORE	1.15	77	3,532	82
	SRI LANKA (CEYLON)	197.01	9,781	448,654	10,209
	THAILAND	3,640.56	1,802	82,658	1,865
	UNITED STATES OF AMERICA	578.83	26,007	1,192,942	27,089
	VIETNAM	594.76	24,981	1,145,878	25,603
610341	Men's or boys' trousers, bib and brace overalls, breeches and shorts, of wool or fine animal hair, knitted or crocheted	1,429.18	2,895	132,794	3,277
	PEOPLE'S REPUBLIC OF CHINA	1,420.84	2,623	120,317	2,978
	UNITED STATES OF AMERICA	8.34	272	12,477	299
610342	Men's or boys' trousers, bib and brace overalls, breeches and shorts, of cotton, knitted or crocheted	174,756.67	1,509,710	69,250,399	1,570,883
	BAHRAIN	187.72	2,854	130,913	2,980
	BANGLADESH	30,498.83	163,089	7,480,892	170,429
	CAMBODIA (DEMOCRATIC KAMPUCHEA)	15,932.49	121,915	5,592,241	128,237
	HONG KONG, CHINA	19,476.41	120,064	5,507,336	124,548
	INDIA	221.47	4,524	207,516	4,665
	INDONESIA	1,298.63	16,261	745,892	17,433
	MALAYSIA	5,391.57	97,573	4,475,674	102,074
	PEOPLE'S REPUBLIC OF CHINA	90,993.75	618,414	28,366,650	639,158
	REPUBLIC OF KOREA	62.27	518	23,761	542
	SINGAPORE	5,243.35	176,832	8,111,284	182,419

TABLE 8 - Continued

PSCC CODE	COMMODITY AND COUNTRY OF ORIGIN	GROSS WEIGHT (GK)	FOB VALUE		CIF
			DOLLARS	PESOS	DOLLARS
	SPAIN	2,144.99	116,176	5,328,993	119,453
	THAILAND	235.00	5,578	255,863	5,951
	TURKEY	50.16	880	40,366	939
	UK OF GREAT BRITAIN AND N. IRELAND	94.41	1,980	90,823	2,170
	UNITED STATES OF AMERICA	117.83	2,414	110,730	2,753
	VIETNAM	2,807.79	60,638	2,781,465	67,132
610343	Men's or boys' trousers, bib and brace overalls, breeches and shorts, of synthetic fibers, knitted or crocheted	715,342.77	1,627,702	74,662,692	1,706,032
	BANGLADESH	3,686.50	8,367	383,794	8,867
	CAMBODIA (DEMOCRATIC KAMPUCHEA)	2,584.76	59,835	2,744,631	62,192
	FRANCE	114.69	1,326	60,824	1,439
	HONG KONG, CHINA	11,313.24	27,991	1,283,947	29,413
	INDIA	13.22	395	18,119	412
	INDONESIA	10,056.97	174,384	7,998,994	180,255
	ITALY	20.34	139	6,376	161
	MALAYSIA	593.81	16,626	762,635	17,891
	NETHERLANDS	22.54	1,878	86,144	2,112
	PAKISTAN, ISLAMIC REP. OF	70.12	1,788	82,016	1,855
	PEOPLE'S REPUBLIC OF CHINA	635,148.98	751,808	34,485,433	790,995
	REPUBLIC OF KOREA	5,763.61	2,237	102,611	2,559
	SINGAPORE	1,365.23	28,026	1,285,553	29,724
	SPAIN	104.33	10,385	476,360	10,920
	SRI LANKA (CEYLON)	473.36	20,365	934,143	21,169
	THAILAND	27,533.89	414,614	19,018,344	431,113
	UK OF GREAT BRITAIN AND N. IRELAND	1.70	706	32,384	776
	UNITED STATES OF AMERICA	13,397.53	42,715	1,959,337	44,033
	VIETNAM	3,077.95	64,117	2,941,047	70,146
610349	Men's or boys' trousers, bib and brace overalls, breeches and shorts, of other textile materials, knitted or crocheted	816,964.21	6,770,935	310,582,789	7,238,477
	BAHRAIN	5,298.38	73,132	3,354,565	76,292
	BANGLADESH	40,979.43	592,292	27,168,433	617,058
	CAMBODIA (DEMOCRATIC KAMPUCHEA)	33.31	807	37,017	862
	CANADA	155.35	5,525	253,432	5,785
	DENMARK	13.81	696	31,926	742
	GERMANY	2,618.72	42,725	1,959,796	42,829
	HONG KONG, CHINA	14,726.28	104,114	4,775,709	108,090
	INDONESIA	12,179.65	5,084	233,203	5,458
	ITALY	215.70	18,198	834,742	19,746
	JAPAN	33.31	599	27,477	805
	MALAYSIA	25,600.08	18,743	859,741	19,665
	NETHERLANDS	50.89	911	41,788	948
	PEOPLE'S REPUBLIC OF CHINA	63,363.83	233,094	10,692,022	247,775
	REPUBLIC OF KOREA	83,215.26	21,658	993,452	23,856
	SINGAPORE	231.97	15,794	724,471	16,702
	SPAIN	894.58	2,944	135,041	3,141
	SRI LANKA (CEYLON)	405.94	12,099	554,981	12,544
	TAIWAN (REP. OF CHINA)	557,076.04	5,454,611	250,203,007	5,843,327
	THAILAND	8,961.48	150,001	6,880,546	171,624
	TURKEY	12.53	323	14,816	384
	UNITED STATES OF AMERICA	383.70	6,377	292,513	8,809
	VIETNAM	513.97	11,208	514,111	12,035
6104	Women's or girls' suits, ensembles, jackets, blazers, dresses, skirts, divided skirts, trousers, bib and brace overalls, breeches and shorts (other than swimwear), knitted or crocheted.	2,735,317.65	13,037,678	598,038,293	13,674,249
610411	Women's or girls' suits, of wool or fine animal hair, knitted or crocheted	8,322.19	9,040	414,665	9,695
	AUSTRALIA	10.31	176	8,073	182
	BANGLADESH	36.87	558	25,595	580
	CANADA	16.09	1,144	52,475	1,152
	HONG KONG, CHINA	162.75	718	32,935	754
	JAPAN	12.96	137	6,284	219
	MALAYSIA	40.31	919	42,155	951
	PEOPLE'S REPUBLIC OF CHINA	6,225.85	3,064	140,546	3,150
	REPUBLIC OF KOREA	1,796.49	1,538	70,548	1,862
	SRI LANKA (CEYLON)	7.83	437	20,045	482
	UNITED STATES OF AMERICA	12.73	349	16,009	363

TABLE 8 - Continued

PSCC CODE	COMMODITY AND COUNTRY OF ORIGIN	GROSS WEIGHT (GK)	FOB VALUE		CIF
			DOLLARS	PESOS	DOLLARS
610412	Women's or girls' suits, of cotton, knitted or crocheted	69,720.15	29,609	1,358,165	33,201
	AUSTRALIA	9,400.88	6,186	283,752	7,084
	BANGLADESH	76.50	1,177	53,989	1,399
	INDONESIA	28,695.66	7,249	332,512	7,521
	NEW ZEALAND	20,730.71	11,192	513,377	13,209
	PEOPLE'S REPUBLIC OF CHINA	6,785.69	2,551	117,014	2,729
	THAILAND	4,030.71	1,254	57,521	1,259
610413	Women's or girls' suits, of synthetic fibers, knitted or crocheted	9,305.91	25,778	1,182,437	26,989
	BANGLADESH	23.88	384	17,614	409
	MALAYSIA	57.53	1,039	47,659	1,111
	PEOPLE'S REPUBLIC OF CHINA	9,214.94	24,182	1,109,228	25,244
	REPUBLIC OF KOREA	1.18	39	1,789	42
	SINGAPORE	8.38	134	6,147	183
610419	Women's or girls' suits, of other textile materials, knitted or crocheted	204.18	4,218	193,480	4,407
	MALAYSIA	44.01	903	41,421	964
	PEOPLE'S REPUBLIC OF CHINA	160.17	3,315	152,059	3,443
610421	Women's or girls' ensembles, of wool or fine animal hair, knitted or crocheted	12,615.53	76,628	3,514,927	78,947
	BANGLADESH	4,775.41	8,852	406,041	9,173
	HONG KONG, CHINA	4,643.80	5,296	242,928	5,442
	PEOPLE'S REPUBLIC OF CHINA	3,196.32	62,480	2,865,958	64,332
610422	Women's or girls' ensembles, of cotton, knitted or crocheted	1,402.10	25,206	1,156,199	26,321
	BANGLADESH	387.10	5,335	244,716	5,598
	MALAYSIA	312.37	5,803	266,184	6,212
	PEOPLE'S REPUBLIC OF CHINA	701.76	13,856	635,575	14,273
	SINGAPORE	0.87	212	9,724	238
610423	Women's or girls' ensembles, of synthetic fibers, knitted or crocheted	6,356.59	11,094	508,882	11,945
	CAMBODIA (DEMOCRATIC KAMPUCHEA)	6,247.03	8,694	398,794	9,271
	MALAYSIA	77.89	1,370	62,842	1,479
	PEOPLE'S REPUBLIC OF CHINA	31.67	1,030	47,246	1,195
610429	Women's or girls' ensembles, of other textile materials, knitted or crocheted	1,345.57	3,536	162,197	4,074
	BANGLADESH	1,254.54	1,474	67,613	1,695
	SINGAPORE	91.03	2,062	94,584	2,379
610431	Women's or girls' jackets and blazers, of wool or fine animal hair, knitted or crocheted	440.15	299	13,715	336
	CAMBODIA (DEMOCRATIC KAMPUCHEA)	440.15	299	13,715	336
610432	Women's or girls' jackets and blazers, of cotton, knitted or crocheted	43,926.34	652,560	29,932,927	689,021
	BANGLADESH	14.22	247	11,330	256
	FRANCE	46.19	2,331	106,923	2,485
	HONG KONG, CHINA	289.53	9,325	427,738	9,432
	INDIA	9.84	213	9,770	254
	INDONESIA	294.24	5,617	257,652	5,810
	MALAYSIA	519.43	9,314	427,233	9,861
	MOROCCO	6.34	270	12,385	312
	PEOPLE'S REPUBLIC OF CHINA	38,506.28	261,833	12,010,280	274,490
	REPUBLIC OF KOREA	28.77	227	10,412	237
	SINGAPORE	19.12	256	11,743	273
	SPAIN	4,192.38	362,927	16,647,461	385,611
610433	Women's or girls' jackets and blazers, of synthetic fibers, knitted or crocheted	537,814.50	591,924	27,151,554	625,346
	AUSTRALIA	1.31	164	7,523	191

TABLE 8 - Continued

PSCC CODE	COMMODITY AND COUNTRY OF ORIGIN	GROSS WEIGHT (GK)	FOB VALUE		CIF
			DOLLARS	PESOS	DOLLARS
	CAMBODIA (DEMOCRATIC KAMPUCHEA)	144.42	4,248	194,856	4,400
	CANADA	90.98	2,404	110,271	3,741
	FRANCE	28.49	1,663	76,282	1,951
	GERMANY	58.30	1,132	51,925	1,210
	HONG KONG, CHINA	36,091.89	15,275	700,664	16,542
	INDONESIA	91.10	2,547	116,831	2,643
	MALAYSIA	398.49	7,652	350,997	8,183
	PEOPLE'S REPUBLIC OF CHINA	500,710.30	556,451	25,524,407	585,577
	VIETNAM	199.22	388	17,798	908
610439	Women's or girls' jackets and blazers, of other textile materials, knitted or crocheted	7,796.85	237,683	10,902,519	249,692
	BANGLADESH	242.49	4,214	193,297	4,414
	HONG KONG, CHINA	1.74	27	1,238	29
	INDONESIA	4.23	82	3,761	96
	MALAYSIA	81.35	1,615	74,080	1,749
	PEOPLE'S REPUBLIC OF CHINA	7,383.06	227,134	10,418,636	238,295
	ROMANIA	6.03	473	21,697	486
	SPAIN	13.08	587	26,926	611
	THAILAND	6.96	589	27,017	628
	TURKEY	48.35	2,337	107,198	2,707
	VIETNAM	9.56	625	28,669	677
610441	Women's or girls' dresses, of wool or fine animal hair, knitted or crocheted	482.27	9,714	445,582	10,054
	BANGLADESH	386.11	5,618	257,698	5,825
	PEOPLE'S REPUBLIC OF CHINA	96.16	4,096	187,884	4,229
610442	Women's or girls' dresses, of cotton, knitted or crocheted	231,814.89	937,786	43,016,244	983,996
	BAHRAIN	362.70	5,059	232,056	5,303
	BANGLADESH	13,933.24	156,010	7,156,179	160,593
	CAMBODIA (DEMOCRATIC KAMPUCHEA)	4,131.20	74,636	3,423,553	77,560
	FRANCE	27.69	217	9,954	265
	HONG KONG, CHINA	12,866.53	112,792	5,173,769	117,562
	INDIA	119.83	2,283	104,721	2,421
	INDONESIA	2,336.01	3,891	178,480	4,374
	MALAYSIA	1,512.67	33,092	1,517,930	34,769
	MOROCCO	19.21	892	40,916	998
	PEOPLE'S REPUBLIC OF CHINA	178,082.31	313,864	14,396,942	330,712
	PORTUGAL	10.83	380	17,431	406
	SINGAPORE	474.95	17,884	820,339	18,257
	SPAIN	243.77	8,397	385,170	11,641
	TAIWAN (REP. OF CHINA)	106.61	5,264	241,460	5,624
	UNITED STATES OF AMERICA	11,615.38	80,210	3,679,233	82,040
	VIETNAM	5,971.96	122,915	5,638,111	131,471
610443	Women's or girls' dresses, of synthetic fibers, knitted or crocheted	103,190.49	1,167,513	53,553,819	1,225,895
	BANGLADESH	585.36	8,779	402,693	8,841
	CAMBODIA (DEMOCRATIC KAMPUCHEA)	12,265.53	222,552	10,208,460	228,889
	FRANCE	3.98	259	11,880	276
	HONG KONG, CHINA	9,523.61	13,768	631,538	14,303
	INDIA	11.96	243	11,146	287
	INDONESIA	2,713.20	8,189	375,629	8,603
	ITALY	27.25	1,881	86,281	1,958
	MALAYSIA	1,607.10	32,659	1,498,068	34,058
	MOROCCO	80.51	3,260	149,536	3,666
	PEOPLE'S REPUBLIC OF CHINA	67,824.98	704,067	32,295,553	737,335
	ROMANIA	26.97	1,166	53,484	1,427
	SINGAPORE	270.01	5,637	258,569	6,219
	SPAIN	326.54	16,980	778,873	18,703
	THAILAND	965.92	744	34,127	795
	UNITED STATES OF AMERICA	112.29	1,680	77,062	1,747
	VIETNAM	6,845.28	145,649	6,680,920	158,788
610444	Women's or girls' dresses, of artificial fibers, knitted or crocheted	13,426.83	323,139	14,822,385	339,261
	CAMBODIA (DEMOCRATIC KAMPUCHEA)	3,849.78	65,461	3,002,696	66,760
	FRANCE	14.71	989	45,365	1,067

TABLE 8 - Continued

PSCC CODE	COMMODITY AND COUNTRY OF ORIGIN	GROSS WEIGHT (GK)	FOB VALUE		CIF
			DOLLARS	PESOS	DOLLARS
	ITALY	20.87	1,435	65,823	1,508
	MALAYSIA	1,454.03	31,447	1,442,474	32,906
	MOROCCO	76.88	3,028	138,894	3,337
	PEOPLE'S REPUBLIC OF CHINA	6,201.07	172,788	7,925,786	181,838
	SINGAPORE	400.49	15,509	711,398	16,068
	SPAIN	154.97	6,569	301,320	7,251
	TURKEY	20.03	922	42,292	1,032
	VIETNAM	1,234.00	24,991	1,146,337	27,494
610449	Women's or girls' dresses, of other textile materials, knitted or crocheted	27,597.40	349,124	16,014,319	362,310
	BAHRAIN	91.87	1,397	64,080	1,458
	BANGLADESH	171.84	3,179	145,821	3,290
	HONG KONG, CHINA	1,442.21	792	36,329	824
	INDONESIA	907.24	1,200	55,044	1,232
	JAPAN	330.05	2,993	137,289	3,256
	MACAU	16.68	427	19,586	468
	MALAYSIA	327.26	6,750	309,623	6,961
	PEOPLE'S REPUBLIC OF CHINA	21,894.86	308,149	14,134,795	318,258
	RUSSIAN FEDERATION	0.83	317	14,541	359
	SINGAPORE	200.01	10,709	491,222	12,252
	SPAIN	51.43	7,356	337,420	7,666
	THAILAND	2,109.80	800	36,696	876
	UNITED STATES OF AMERICA	24.62	4,321	198,204	4,656
	VIETNAM	28.70	734	33,669	754
610451	Women's or girls' skirts and divided skirts, of wool or fine animal hair, knitted or crocheted	481.26	8,787	403,059	9,474
	BANGLADESH	389.83	6,145	281,871	6,682
	JAPAN	5.23	82	3,761	133
	MALAYSIA	17.74	327	14,999	349
	PEOPLE'S REPUBLIC OF CHINA	68.46	2,233	102,428	2,310
610452	Women's or girls' skirts and divided skirts, of cotton, knitted or crocheted	38,295.68	329,162	15,098,663	343,724
	BAHRAIN	24.53	373	17,110	390
	BANGLADESH	1,616.74	25,000	1,146,750	26,431
	CAMBODIA (DEMOCRATIC KAMPUCHEA)	368.52	6,448	295,770	6,738
	FRANCE	1.06	63	2,890	65
	HONG KONG, CHINA	633.74	10,002	458,792	10,227
	INDIA	133.48	2,067	94,813	2,217
	MALAYSIA	607.72	11,779	540,303	12,717
	MOROCCO	6.48	283	12,981	318
	PEOPLE'S REPUBLIC OF CHINA	32,410.20	227,110	10,417,536	235,301
	SINGAPORE	1,381.75	24,648	1,130,604	25,326
	SPAIN	14.12	547	25,091	684
	VIETNAM	1,097.34	20,842	956,023	23,310
610453	Women's or girls' skirts and divided skirts, of synthetic fibers, knitted or crocheted	18,022.51	362,598	16,632,373	384,392
	BANGLADESH	210.88	3,273	150,133	3,491
	BULGARIA	5.22	296	13,578	338
	CAMBODIA (DEMOCRATIC KAMPUCHEA)	2,040.36	36,403	1,669,806	37,893
	FRANCE	40.85	2,433	111,602	2,636
	HONG KONG, CHINA	31.27	1,201	55,090	1,355
	INDIA	17.77	2,038	93,483	2,140
	INDONESIA	35.76	1,087	49,861	1,126
	ITALY	31.34	2,131	97,749	2,194
	MALAYSIA	991.78	20,834	955,656	22,100
	PEOPLE'S REPUBLIC OF CHINA	9,770.18	148,677	6,819,814	156,498
	PORTUGAL	4.36	177	8,119	216
	SINGAPORE	13.03	172	7,890	177
	SPAIN	2,277.55	97,751	4,483,838	105,903
	THAILAND	17.90	1,238	56,787	1,434
	TURKEY	10.74	357	16,376	425
	VIETNAM	2,523.52	44,530	2,042,591	46,466
610459	Women's or girls' skirts and divided skirts, of other textile materials, knitted or crocheted	21,231.84	88,220	4,046,651	93,669

TABLE 8 - Continued

PSCC CODE	COMMODITY AND COUNTRY OF ORIGIN	GROSS WEIGHT (GK)	FOB VALUE		CIF DOLLARS
			DOLLARS	PESOS	
	BANGLADESH	53.98	952	43,668	1,054
	CAMBODIA (DEMOCRATIC KAMPUCHEA)	257.98	4,717	216,369	5,067
	FRANCE	10.91	685	31,421	765
	INDONESIA	17,173.88	4,948	226,965	5,359
	MALAYSIA	414.64	8,537	391,592	8,794
	PEOPLE'S REPUBLIC OF CHINA	3,289.16	67,111	3,078,381	71,230
	SINGAPORE	7.52	248	11,376	265
	SPAIN	23.77	1,022	46,879	1,135
610461	Women's or girls' trousers, bib and brace overalls, breeches and shorts, of wool or fine animal hair, knitted or crocheted	168.06	4,394	201,553	5,103
	BANGLADESH	92.50	1,384	63,484	1,464
	PEOPLE'S REPUBLIC OF CHINA	75.56	3,010	138,069	3,639
610462	Women's or girls' trousers, bib and brace overalls, breeches and shorts, of cotton, knitted or crocheted	1,284,817.38	5,706,971	261,778,760	5,981,031
	BAHRAIN	108.33	1,647	75,548	1,720
	BANGLADESH	22,045.14	275,353	12,630,442	285,473
	CAMBODIA (DEMOCRATIC KAMPUCHEA)	5,228.44	89,372	4,099,494	92,259
	FRANCE	78.53	2,248	103,116	2,369
	HONG KONG, CHINA	6,838.90	78,270	3,590,245	81,820
	INDIA	366.52	7,104	325,860	7,771
	INDONESIA	1,227.16	8,782	402,830	9,228
	ITALY	0.73	40	1,835	48
	JAPAN	7,188.96	132,261	6,066,812	136,909
	MALAYSIA	5,312.28	94,556	4,337,284	99,127
	MOROCCO	3.21	111	5,092	114
	PAKISTAN, ISLAMIC REP. OF	42.58	819	37,568	850
	PEOPLE'S REPUBLIC OF CHINA	1,172,172.44	2,556,312	117,258,031	2,675,323
	REPUBLIC OF KOREA	335.38	2,791	128,023	2,919
	SINGAPORE	4,367.49	89,605	4,110,181	93,479
	SPAIN	45,330.25	2,206,525	101,213,302	2,320,187
	SRI LANKA (CEYLON)	882.41	35,273	1,617,973	36,784
	TAIWAN (REP. OF CHINA)	17.94	35	1,605	38
	THAILAND	898.44	1,758	80,639	1,807
	TURKEY	148.58	3,009	138,023	3,128
	UNITED STATES OF AMERICA	17.52	599	27,476	667
	VIETNAM	12,206.15	120,501	5,527,381	129,011
610463	Women's or girls' trousers, bib and brace overalls, breeches and shorts, of synthetic fibers, knitted or crocheted	257,722.15	1,716,095	78,717,276	1,792,711
	BANGLADESH	369.24	7,107	325,998	7,678
	CAMBODIA (DEMOCRATIC KAMPUCHEA)	8,467.11	283,329	12,996,301	294,680
	FRANCE	1.47	102	4,679	122
	HONG KONG, CHINA	3,851.21	27,682	1,269,773	28,267
	INDONESIA	13,379.24	178,824	8,202,657	184,797
	ITALY	72.55	6,329	290,311	7,095
	MALAYSIA	3,741.19	97,685	4,480,811	102,003
	MOROCCO	13.71	775	35,549	886
	PEOPLE'S REPUBLIC OF CHINA	199,886.72	721,252	33,083,829	757,446
	SINGAPORE	1,164.71	39,397	1,807,140	40,796
	SPAIN	13.24	568	26,054	632
	SRI LANKA (CEYLON)	765.44	23,337	1,070,468	24,387
	TAIWAN (REP. OF CHINA)	26.53	185	8,486	195
	THAILAND	15,555.85	238,751	10,951,508	247,365
	TURKEY	14.01	652	29,907	679
	UNITED STATES OF AMERICA	296.10	8,064	369,896	8,511
	VIETNAM	10,103.83	82,056	3,763,909	87,172
610469	Women's or girls' trousers, bib and brace overalls, breeches and shorts, of other textile materials, knitted or crocheted	38,816.83	366,600	16,815,942	382,655
	BAHRAIN	3,868.47	55,002	2,522,942	57,209
	BANGLADESH	2,314.62	36,507	1,674,576	37,835
	CAMBODIA (DEMOCRATIC KAMPUCHEA)	1,888.35	35,495	1,628,155	36,560
	CANADA	1.32	82	3,761	88
	FRANCE	83.62	5,454	250,175	5,653
	HONG KONG, CHINA	15.30	325	14,908	343
	INDIA	590.93	12,203	559,752	12,883
	INDONESIA	1,503.58	14,182	650,528	14,733
	ITALY	347.95	25,321	1,161,474	27,320

TABLE 8 - Continued

PSCC CODE	COMMODITY AND COUNTRY OF ORIGIN	GROSS WEIGHT (GK)	FOB VALUE		CIF DOLLARS
			DOLLARS	PESOS	
	JAPAN	4.65	545	24,999	643
	MALAYSIA	1,642.21	26,752	1,227,115	28,131
	PEOPLE'S REPUBLIC OF CHINA	23,268.01	81,914	3,757,395	85,266
	REPUBLIC OF KOREA	663.45	148	6,789	157
	SINGAPORE	30.10	1,496	68,622	1,562
	SPAIN	120.13	6,813	312,512	7,376
	SRI LANKA (CEYLON)	2,332.46	59,132	2,712,385	61,363
	TAIWAN (REP. OF CHINA)	2.48	133	6,101	137
	THAILAND	102.93	3,612	165,682	3,670
	TURKEY	20.60	825	37,843	982
	UNITED STATES OF AMERICA	3.47	124	5,688	133
	VIETNAM	12.20	535	24,540	611
6105	Men's or boys' shirts, knitted or crocheted.	1,248,291.01	13,802,666	633,128,288	14,283,991
610510	Men's or boys' shirts, of cotton, knitted or crocheted	764,649.97	11,384,747	522,218,343	11,758,359
	AUSTRALIA	414.48	17,228	790,248	17,708
	BAHRAIN	270.57	4,114	188,709	4,294
	BANGLADESH	23,839.31	228,249	10,469,781	235,705
	BELGIUM	163.54	267	12,247	285
	CAMBODIA (DEMOCRATIC KAMPUCHEA)	762.42	13,577	622,777	14,090
	DENMARK	42.73	209	9,587	224
	EGYPT ARAB REPUBLIC	788.85	18,017	826,440	20,308
	FRANCE	5,123.08	10,008	459,067	11,183
	GERMANY	432.97	24,091	1,105,054	26,702
	HONG KONG, CHINA	11,953.32	265,685	12,186,971	272,896
	INDIA	20,600.09	212,992	9,769,943	218,997
	INDONESIA	24,451.49	76,256	3,497,863	80,436
	ITALY	24.70	4,523	207,470	4,581
	JAPAN	77.39	2,690	123,391	2,940
	MALAYSIA	368.48	4,659	213,708	5,053
	NETHERLANDS	43.50	2,670	122,473	3,081
	PAKISTAN, ISLAMIC REP. OF	7,560.80	107,961	4,952,171	112,835
	PEOPLE'S REPUBLIC OF CHINA	518,998.82	6,716,931	308,105,625	6,879,514
	PORTUGAL	1.67	167	7,660	189
	REPUBLIC OF KOREA	14.40	120	5,504	126
	ROMANIA	24.99	2,420	111,005	2,601
	SINGAPORE	14,707.19	736,373	33,777,429	766,472
	SPAIN	14,921.20	893,211	40,971,588	933,797
	SRI LANKA (CEYLON)	622.49	20,884	957,949	22,653
	SWEDEN	15.83	1,530	70,181	1,535
	SWITZERLAND	23.33	140	6,422	145
	TAIWAN (REP. OF CHINA)	3,099.34	1,502	68,897	1,563
	THAILAND	38,783.71	575,988	26,420,570	597,942
	TURKEY	2.50	169	7,752	191
	UK OF GREAT BRITAIN AND N. IRELAND	128.60	14,218	652,180	15,132
	UNITED STATES OF AMERICA	391.62	21,318	977,856	23,575
	VIETNAM	75,996.56	1,406,580	64,519,825	1,481,606
610520	Men's or boys' shirts, of man-made fibers, knitted or crocheted	169,382.10	1,926,879	88,385,938	2,005,848
	BANGLADESH	2,314.81	9,703	445,076	10,073
	CAMBODIA (DEMOCRATIC KAMPUCHEA)	273.08	8,581	393,610	8,864
	CANADA	177.41	12,124	556,128	12,954
	GERMANY	4.37	313	14,357	333
	HONDURAS, REPUBLIC OF	28.38	1,106	50,732	1,513
	HONG KONG, CHINA	4,284.06	78,546	3,602,906	82,031
	INDIA	383.28	7,645	350,676	7,672
	INDONESIA	866.58	22,701	1,041,295	23,691
	MALAYSIA	124.16	4,636	212,653	4,701
	PEOPLE'S REPUBLIC OF CHINA	66,139.02	169,492	7,774,598	179,337
	SINGAPORE	4,761.67	453,187	20,787,687	456,555
	THAILAND	3,002.61	78,385	3,595,520	81,767
	UNITED STATES OF AMERICA	11,187.32	22,706	1,041,524	22,937
	VIETNAM	75,835.35	1,057,754	48,519,176	1,113,420
610590	Men's or boys' shirts, of other textile materials, knitted or crocheted	314,258.94	491,040	22,524,007	519,784
	BANGLADESH	15,057.04	76,342	3,501,807	79,415
	CAMBODIA (DEMOCRATIC KAMPUCHEA)	34,010.57	36,970	1,695,814	41,378
	CANADA	1.69	66	3,027	70
	EGYPT ARAB REPUBLIC	43.51	1,359	62,337	1,415

TABLE 8 - Continued

PSCC CODE	COMMODITY AND COUNTRY OF ORIGIN	GROSS WEIGHT (GK)	FOB VALUE		CIF
			DOLLARS	PESOS	DOLLARS
	HONG KONG, CHINA	10,542.54	54,617	2,505,282	56,347
	INDONESIA	10,477.13	15,474	709,793	17,580
	JAPAN	4.21	32	1,468	38
	MALAYSIA	600.49	1,546	70,915	2,872
	NETHERLANDS	10.77	193	8,853	201
	PAKISTAN, ISLAMIC REP. OF	606.43	18,783	861,576	19,872
	PEOPLE'S REPUBLIC OF CHINA	155,972.98	144,287	6,618,445	151,299
	REPUBLIC OF KOREA	357.87	516	23,669	551
	SINGAPORE	65,134.08	26,961	1,236,702	28,795
	SPAIN	1,347.60	46,942	2,153,230	49,477
	TAIWAN (REP. OF CHINA)	8.97	183	8,394	217
	THAILAND	13.65	1,065	48,852	1,117
	UK OF GREAT BRITAIN AND N. IRELAND	3,910.66	7,645	350,676	8,294
	UNITED STATES OF AMERICA	23.49	1,686	77,337	1,764
	VIETNAM	16,135.26	56,373	2,585,830	59,082
6106	Women's or girls' blouses, shirts and shirt-blouses, knitted or crocheted.	1,359,164.42	3,951,573	181,258,651	4,156,445
610610	Women's or girls' blouses, shirts and shirt-blouses, of cotton, knitted or crocheted	351,198.21	2,265,526	103,919,678	2,358,179
	BAHRAIN	104.44	1,588	72,842	1,658
	BANGLADESH	32,177.53	69,401	3,183,424	73,486
	CAMBODIA (DEMOCRATIC KAMPUCHEA)	3,094.36	10,248	470,076	10,813
	DENMARK	14.09	1,496	68,622	1,812
	FRANCE	5.35	421	19,311	453
	GERMANY	74.10	3,875	177,746	5,016
	HONG KONG, CHINA	44,023.57	94,990	4,357,191	97,435
	INDIA	1,078.35	17,706	812,174	18,708
	INDONESIA	23,314.21	27,166	1,246,104	29,345
	ITALY	30.47	2,102	96,419	2,162
	JAPAN	41.07	954	43,760	1,017
	MALAYSIA	1,613.18	18,044	827,678	19,272
	MOROCCO	4.16	154	7,064	165
	NETHERLANDS	8.35	725	33,256	812
	PEOPLE'S REPUBLIC OF CHINA	174,537.29	1,414,136	64,866,418	1,462,942
	REPUBLIC OF KOREA	7,618.38	4,570	209,626	5,321
	SINGAPORE	12,921.37	432,801	19,852,582	444,479
	SPAIN	5,751.78	33,837	1,552,103	44,064
	SRI LANKA (CEYLON)	137.40	7,305	335,080	7,448
	TAIWAN (REP. OF CHINA)	410.97	400	18,348	442
	THAILAND	27,007.92	54,411	2,495,833	59,202
	UNITED STATES OF AMERICA	728.08	100	4,587	116
	VIETNAM	16,501.79	69,096	3,169,434	72,011
610620	Women's or girls' blouses, shirts and shirt-blouses, of man-made fibers, knitted or crocheted	623,911.38	598,047	27,432,413	654,482
	AUSTRALIA	81.21	6,367	292,054	6,384
	BANGLADESH	2,441.75	5,578	255,863	5,815
	CAMBODIA (DEMOCRATIC KAMPUCHEA)	2,029.64	44,058	2,020,940	46,445
	CANADA	15.00	720	33,026	770
	DEMOCRATIC PEOPLE'S REP. OF KOREA	9,812.05	7,037	322,787	7,060
	FRANCE	158.47	8,483	389,115	8,798
	HONG KONG, CHINA	79,299.35	113,461	5,204,456	129,806
	INDIA	79.93	2,715	124,537	2,849
	INDONESIA	19,578.09	23,997	1,100,742	25,403
	ITALY	36.89	2,520	115,592	2,593
	MALAYSIA	3,095.22	68,027	3,120,398	71,704
	MOROCCO	18.62	861	39,494	971
	PAKISTAN, ISLAMIC REP. OF	4,591.05	1,586	72,750	1,815
	PEOPLE'S REPUBLIC OF CHINA	462,163.02	158,198	7,256,542	180,967
	REPUBLIC OF KOREA	215.18	165	7,569	176
	SINGAPORE	4,829.55	70,538	3,235,578	72,786
	SPAIN	131.09	5,582	256,046	6,130
	SRI LANKA (CEYLON)	744.40	17,928	822,357	18,604
	THAILAND	16,952.32	8,898	408,151	10,403
	TURKEY	113.11	7,655	351,135	7,866
	UNITED STATES OF AMERICA	197.80	795	36,467	823
	VIETNAM	17,327.64	42,878	1,966,814	46,314
610690	Women's or girls' blouses, shirts and shirt-blouses, of other textile materials, knitted or crocheted	384,054.83	1,088,000	49,906,560	1,143,784

TABLE 8 - Continued

PSC CODE	COMMODITY AND COUNTRY OF ORIGIN	GROSS WEIGHT (GK)	FOB VALUE		CIF
			DOLLARS	PESOS	DOLLARS
	AUSTRALIA	30,697.10	20,932	960,151	21,478
	BANGLADESH	5,807.51	73,567	3,374,518	76,054
	CAMBODIA (DEMOCRATIC KAMPUCHEA)	10.26	195	8,945	202
	FRANCE	25.16	821	37,660	1,422
	GERMANY	179.15	5,399	247,652	7,193
	HONG KONG, CHINA	165,027.31	428,632	19,661,350	458,537
	INDIA	32.62	3,651	167,471	3,783
	INDONESIA	45,516.05	190,580	8,741,904	197,392
	ITALY	1.68	32	1,468	35
	MALAYSIA	394.77	6,528	299,440	6,880
	PAKISTAN, ISLAMIC REP. OF	53.76	1,384	63,484	1,482
	PEOPLE'S REPUBLIC OF CHINA	129,961.39	216,759	9,942,735	228,002
	REPUBLIC OF KOREA	1,039.15	24,754	1,135,466	24,771
	SINGAPORE	2,242.13	85,271	3,911,381	85,383
	SPAIN	104.39	7,388	338,888	7,695
	THAILAND	104.06	4,324	198,342	4,490
	TURKEY	152.14	3,517	161,325	3,661
	UK OF GREAT BRITAIN AND N. IRELAND	2,088.87	5,939	272,421	6,565
	UNITED STATES OF AMERICA	617.33	8,327	381,959	8,759
6107	Men's or boys' underpants, briefs, nightshirts, pyjamas, bathrobes, dressing gowns and similar articles, knitted or crocheted.	2,169,704.21	4,231,589	194,102,989	4,436,038
610711	Men's or boys' underpants and briefs, of cotton, knitted or crocheted	1,113,007.14	1,981,388	90,886,269	2,078,008
	BANGLADESH	3,158.02	47,660	2,186,164	49,824
	CAMBODIA (DEMOCRATIC KAMPUCHEA)	2,596.63	48,479	2,223,732	51,043
	CANADA	5,734.58	1,510	69,264	1,553
	HONG KONG, CHINA	69,641.97	89,178	4,090,595	96,335
	INDIA	317.34	4,693	215,268	4,906
	MALAYSIA	496.11	9,502	435,857	9,882
	PEOPLE'S REPUBLIC OF CHINA	1,019,723.18	1,681,138	77,113,800	1,760,808
	REPUBLIC OF KOREA	22.12	184	8,440	192
	SINGAPORE	905.93	24,719	1,133,861	25,459
	SPAIN	130.78	7,702	353,291	8,264
	SRI LANKA (CEYLON)	133.05	7,061	323,888	7,200
	THAILAND	9,561.39	25,499	1,169,639	26,046
	UK OF GREAT BRITAIN AND N. IRELAND	237.55	871	39,953	988
	VIETNAM	348.49	33,192	1,522,517	35,508
610712	Men's or boys' underpants and briefs, of man-made fibers, knitted or crocheted	37,914.95	392,190	17,989,754	409,654
	CAMBODIA (DEMOCRATIC KAMPUCHEA)	24.99	1,358	62,291	1,451
	HONG KONG, CHINA	41.88	2,031	93,162	2,093
	PEOPLE'S REPUBLIC OF CHINA	37,307.68	368,070	16,883,371	384,680
	SINGAPORE	201.18	12,897	591,585	13,235
	UNITED STATES OF AMERICA	193.74	783	35,916	845
	VIETNAM	145.48	7,051	323,429	7,350
610719	Men's or boys' underpants and briefs, of other textile materials, knitted or crocheted	622,308.57	408,384	18,732,576	452,571
	BANGLADESH	15.60	241	11,055	250
	CAMBODIA (DEMOCRATIC KAMPUCHEA)	1.67	30	1,376	33
	HONG KONG, CHINA	23,817.19	28,159	1,291,654	30,983
	INDONESIA	28.71	348	15,963	362
	JAPAN	6.36	56	2,569	59
	MALAYSIA	1,171.84	25,045	1,148,814	26,028
	PEOPLE'S REPUBLIC OF CHINA	587,586.15	343,295	15,746,942	383,234
	REPUBLIC OF KOREA	7,617.04	5,684	260,725	5,771
	SINGAPORE	1,079.53	1,298	59,539	1,387
	TAIWAN (REP. OF CHINA)	102.88	3,126	143,390	3,139
	UK OF GREAT BRITAIN AND N. IRELAND	881.60	1,102	50,549	1,325
610721	Men's or boys' nightshirts and pyjamas, of cotton, knitted or crocheted	140,610.44	1,061,328	48,683,114	1,094,698
	BANGLADESH	833.03	12,091	554,614	12,562
	CAMBODIA (DEMOCRATIC KAMPUCHEA)	38.88	479	21,972	506
	DEMOCRATIC PEOPLE'S REP. OF KOREA	111.58	1,652	75,777	1,765

TABLE 8 - Continued

PSCC CODE	COMMODITY AND COUNTRY OF ORIGIN	GROSS WEIGHT (GK)	FOB VALUE		CIF
			DOLLARS	PESOS	DOLLARS
	FRANCE	77.42	1,437	65,915	1,782
	HONG KONG, CHINA	4,006.16	62,668	2,874,581	65,542
	INDIA	5,500.35	15,184	696,490	15,505
	MALAYSIA	27.51	351	16,100	370
	PAKISTAN, ISLAMIC REP. OF	18,937.19	65,078	2,985,128	69,515
	PEOPLE'S REPUBLIC OF CHINA	73,620.22	707,739	32,463,988	730,989
	REPUBLIC OF KOREA	32,022.30	179,373	8,227,840	179,598
	THAILAND	2,709.35	4,404	202,011	4,694
	UK OF GREAT BRITAIN AND N. IRELAND	2,282.45	4,405	202,057	5,100
	UNITED STATES OF AMERICA	444.00	6,467	296,641	6,770
610722	Men's or boys' nightshirts and pyjamas, of man-made fibers, knitted or crocheted	16,633.12	10,241	469,755	11,608
	PEOPLE'S REPUBLIC OF CHINA	15,956.32	8,972	411,546	10,144
	UK OF GREAT BRITAIN AND N. IRELAND	676.80	1,269	58,209	1,464
610729	Men's or boys' nightshirts and pyjamas, of other textile materials, knitted or crocheted	1,023.15	930	42,660	1,021
	HONG KONG, CHINA	333.33	250	11,468	286
	PEOPLE'S REPUBLIC OF CHINA	689.82	680	31,192	735
610791	Men's or boys' bathrobes, dressing gowns and similar articles, of cotton, knitted or crocheted	163,158.70	284,305	13,041,071	289,273
	BAHRAIN	10.73	163	7,477	170
	BANGLADESH	126.72	1,992	91,373	2,057
	FRANCE	672.47	8,391	384,895	8,810
	HONG KONG, CHINA	18,909.13	31,085	1,425,869	31,178
	INDIA	162.98	2,065	94,722	2,079
	INDONESIA	188.17	11,801	541,312	11,820
	MALAYSIA	33.23	729	33,439	749
	PEOPLE'S REPUBLIC OF CHINA	140,709.28	169,199	7,761,158	172,132
	REPUBLIC OF KOREA	30.90	257	11,789	268
	SINGAPORE	1,158.15	4,012	184,030	4,122
	SPAIN	582.22	25,153	1,153,768	26,183
	UNITED STATES OF AMERICA	0.51	93	4,266	96
	VIETNAM	574.21	29,365	1,346,973	29,609
610792	Men's or boys' bathrobes, dressing gowns and similar articles, of man-made fibers, knitted or crocheted	58,259.33	78,954	3,621,619	84,524
	CAMBODIA (DEMOCRATIC KAMPUCHEA)	5,273.84	3,581	164,260	4,027
	HONG KONG, CHINA	6,031.58	6,731	308,751	7,522
	PEOPLE'S REPUBLIC OF CHINA	45,835.50	30,859	1,415,502	32,894
	REPUBLIC OF KOREA	613.70	35,156	1,612,606	37,340
	TAIWAN (REP. OF CHINA)	70.97	2,114	96,969	2,169
	UNITED STATES OF AMERICA	433.74	513	23,531	572
610799	Men's or boys' bathrobes, dressing gowns and similar articles, of other textile materials, knitted or crocheted	16,788.81	13,869	636,171	14,681
	BANGLADESH	520.01	9,661	443,150	10,203
	PEOPLE'S REPUBLIC OF CHINA	16,268.80	4,208	193,021	4,478
6108	Women's or girls' slips, petticoats, briefs, panties, nightdresses, pyjamas, negliges, bathrobes, dressing gowns and similar articles, knitted or crocheted.	1,016,332.79	5,582,345	256,062,164	5,827,800
610811	Women's or girls' slips and petticoats, of man-made fibers, knitted or crocheted	915.30	23,610	1,082,991	24,269
	BANGLADESH	437.48	7,010	321,549	7,460
	PEOPLE'S REPUBLIC OF CHINA	477.82	16,600	761,442	16,809
610819	Women's or girls' slips and petticoats, of other textile materials, knitted or crocheted	39,902.75	44,282	2,031,215	50,576
	BANGLADESH	1.71	26	1,193	28
	HONG KONG, CHINA	7,812.02	5,961	273,431	6,639
	MALAYSIA	121.27	2,341	107,381	2,595
	PAKISTAN, ISLAMIC REP. OF	990.75	2,985	136,922	3,069
	PEOPLE'S REPUBLIC OF CHINA	30,774.38	24,416	1,119,962	28,217

TABLE 8 - Continued

PSCC CODE	COMMODITY AND COUNTRY OF ORIGIN	GROSS WEIGHT (GK)	FOB VALUE		CIF
			DOLLARS	PESOS	DOLLARS
	REPUBLIC OF KOREA	65.00	26	1,193	28
	SPAIN	122.62	8,497	389,757	9,969
	TAIWAN (REP. OF CHINA)	15.00	30	1,376	31
610821	Women's or girls' briefs and panties, of cotton, knitted or crocheted	357,640.08	1,676,499	76,901,008	1,758,193
	BAHRAIN	43.78	666	30,549	695
	BANGLADESH	2,475.51	43,725	2,005,666	45,521
	CAMBODIA (DEMOCRATIC KAMPUCHEA)	305.35	5,795	265,817	6,033
	FRANCE	234.01	1,979	90,777	2,160
	HONG KONG, CHINA	418.09	124,591	5,714,989	147,688
	INDONESIA	6.97	358	16,421	368
	JAPAN	8.07	207	9,495	245
	MALAYSIA	15,302.24	58,812	2,697,706	61,463
	PEOPLE'S REPUBLIC OF CHINA	323,352.48	993,172	45,556,800	1,025,277
	SINGAPORE	1,165.56	49,892	2,288,546	51,285
	SRI LANKA (CEYLON)	15.56	413	18,944	430
	TAIWAN (REP. OF CHINA)	8,342.99	15,479	710,022	16,029
	THAILAND	3,695.65	244,528	11,216,499	255,960
	UNITED STATES OF AMERICA	492.53	49,798	2,284,234	54,172
	VIETNAM	1,781.29	87,084	3,994,543	90,867
610822	Women's or girls' briefs and panties, of man-made fibers, knitted or crocheted	156,029.44	2,561,547	117,498,161	2,670,988
	BANGLADESH	244.75	3,910	179,352	4,080
	CAMBODIA (DEMOCRATIC KAMPUCHEA)	13.47	328	15,045	388
	HONG KONG, CHINA	17,589.85	12,204	559,797	12,883
	INDONESIA	891.02	48,009	2,202,173	48,989
	JAPAN	2.50	546	25,045	584
	MALAYSIA	1,291.09	54,195	2,485,925	57,686
	PEOPLE'S REPUBLIC OF CHINA	117,419.96	1,321,503	60,617,343	1,382,711
	SINGAPORE	2,157.94	118,269	5,424,999	124,344
	TAIWAN (REP. OF CHINA)	214.86	337	15,458	349
	THAILAND	11,357.52	742,679	34,066,686	769,064
	UNITED STATES OF AMERICA	22.03	3,674	168,526	3,771
	VIETNAM	4,824.45	255,893	11,737,812	266,139
610829	Women's or girls' briefs and panties, of other textile materials, knitted or crocheted	179,750.58	466,312	21,389,731	483,144
	BANGLADESH	38.71	573	26,284	594
	DENMARK	5.67	285	13,073	305
	HONG KONG, CHINA	106.61	3,987	182,884	4,260
	INDONESIA	4,966.31	237,559	10,896,831	246,016
	JAPAN	17.37	153	7,018	164
	MALAYSIA	675.61	19,614	899,694	20,663
	PEOPLE'S REPUBLIC OF CHINA	173,207.18	85,387	3,916,701	92,110
	SINGAPORE	265.13	92,969	4,264,488	93,064
	TAIWAN (REP. OF CHINA)	263.10	6,016	275,954	6,125
	UNITED STATES OF AMERICA	204.89	19,769	906,804	19,843
610831	Women's or girls' nightdresses and pyjamas, of cotton, knitted or crocheted	124,054.66	136,727	6,271,667	145,239
	BANGLADESH	648.69	9,763	447,829	10,230
	CAMBODIA (DEMOCRATIC KAMPUCHEA)	375.31	5,952	273,018	6,233
	HONG KONG, CHINA	1,723.57	2,960	135,775	3,307
	INDIA	141.13	2,520	115,592	2,716
	MALAYSIA	329.12	5,971	273,890	6,397
	PEOPLE'S REPUBLIC OF CHINA	120,824.11	108,733	4,987,583	115,504
	UNITED STATES OF AMERICA	12.73	828	37,980	852
610832	Women's or girls' nightdresses and pyjamas, of man-made fibers, knitted or crocheted	446.87	9,484	435,032	10,273
	BANGLADESH	14.53	246	11,284	256
	CAMBODIA (DEMOCRATIC KAMPUCHEA)	20.81	507	23,256	528
	INDIA	3.39	94	4,312	110
	MALAYSIA	178.09	3,741	171,600	4,077
	PEOPLE'S REPUBLIC OF CHINA	215.05	4,696	215,406	5,028
	SINGAPORE	15.00	200	9,174	274

TABLE 8 - Continued

PSCC CODE	COMMODITY AND COUNTRY OF ORIGIN	GROSS WEIGHT (GK)	FOB VALUE		CIF
			DOLLARS	PESOS	DOLLARS
610839	Women's or girls' nightdresses and pyjamas, of other textile materials, knitted or crocheted	478.97	10,611	486,726	10,973
	HONG KONG, CHINA	3.32	162	7,431	173
	INDONESIA	110.14	8,509	390,308	8,750
	JAPAN	2.81	62	2,844	67
	MALAYSIA	57.45	712	32,659	759
	PEOPLE'S REPUBLIC OF CHINA	275.27	598	27,430	617
	UNITED STATES OF AMERICA	29.98	568	26,054	607
610891	Women's or girls' negliges, bathrobes, dressing gowns and similar articles, of cotton, knitted or crocheted	51,444.17	96,684	4,434,895	102,333
	AUSTRALIA	217.01	843	38,668	923
	BANGLADESH	902.05	13,341	611,952	13,849
	HONG KONG, CHINA	3,949.96	4,043	185,452	4,430
	INDONESIA	334.13	3,156	144,766	3,309
	MALAYSIA	55.73	1,007	46,191	1,074
	PEOPLE'S REPUBLIC OF CHINA	45,873.00	71,560	3,282,457	75,040
	UNITED STATES OF AMERICA	112.29	2,734	125,409	3,708
610892	Women's or girls' negliges, bathrobes, dressing gowns and similar articles, of man-made fibers, knitted or crocheted	44,015.45	485,685	22,278,371	497,222
	AUSTRALIA	1,372.53	8,100	371,547	8,750
	CAMBODIA (DEMOCRATIC KAMPUCHEA)	166.34	1,962	89,997	2,050
	CANADA	2,262.23	618	28,348	647
	HONG KONG, CHINA	49.91	2,860	131,188	2,961
	MALAYSIA	135.13	2,711	124,354	2,866
	PEOPLE'S REPUBLIC OF CHINA	38,034.04	405,464	18,598,633	413,586
	SINGAPORE	1,493.89	59,404	2,724,861	61,574
	UNITED STATES OF AMERICA	484.36	4,155	190,590	4,349
	VIETNAM	17.02	411	18,853	439
610899	Women's or girls' negliges, bathrobes, dressing gowns and similar articles, of other textile materials, knitted or crocheted	61,654.52	70,904	3,252,367	74,590
	BANGLADESH	67.24	1,088	49,907	1,222
	HONG KONG, CHINA	822.68	1,494	68,530	1,681
	INDONESIA	252.42	19,766	906,666	20,330
	MALAYSIA	135.03	2,883	132,243	3,089
	PEOPLE'S REPUBLIC OF CHINA	52,159.33	34,655	1,589,625	36,698
	SRI LANKA (CEYLON)	5.23	270	12,385	304
	TAIWAN (REP. OF CHINA)	1,349.47	1,206	55,319	1,284
	UNITED STATES OF AMERICA	6,841.95	9,246	424,114	9,674
	VIETNAM	21.17	296	13,578	308
6109	T-shirts, singlets and other vests, knitted or crocheted.	21,035,526.78	35,995,120	1,651,096,160	38,036,466
610910	T-shirts, singlets and other vests, of cotton, knitted or crocheted	8,853,801.50	25,958,540	1,190,718,233	27,386,213
	AUSTRALIA	403.10	17,214	789,606	17,868
	AUSTRIA	4.18	41	1,881	43
	BAHRAIN	4,567.13	48,456	2,222,676	50,762
	BANGLADESH	438,538.26	2,659,939	122,011,402	2,753,126
	BRAZIL	61.27	1,331	61,053	1,395
	BULGARIA	92.17	1,140	52,292	1,168
	CAMBODIA (DEMOCRATIC KAMPUCHEA)	49,916.21	782,104	35,875,111	808,338
	CANADA	23.33	1,268	58,163	1,525
	DOMINICAN REPUBLIC	737.08	13,664	626,768	16,055
	EGYPT ARAB REPUBLIC	498.66	12,164	557,963	15,040
	EL SALVADOR	542.80	13,273	608,833	14,141
	FRANCE	220.50	14,494	664,840	15,182
	GERMANY	2,789.77	50,160	2,300,839	53,115
	GUATEMALA	2,204.46	57,857	2,653,901	69,016
	HAITI	8.71	323	14,816	385
	HONG KONG, CHINA	402,320.31	805,108	36,930,304	877,641
	INDIA	10,961.13	177,876	8,159,172	186,008
	INDONESIA	92,771.99	273,650	12,552,325	290,039
	ISRAEL	252.19	5,682	260,633	6,119
	ITALY	419.19	27,395	1,256,609	32,263
	JAPAN	1,198.77	27,238	1,249,407	28,235
	JORDAN	278.96	8,100	371,547	8,389
	MALAYSIA	10,949.36	188,066	8,626,587	197,734

TABLE 8 - Continued

PSCC CODE	COMMODITY AND COUNTRY OF ORIGIN	GROSS WEIGHT (GK)	FOB VALUE		CIF
			DOLLARS	PESOS	DOLLARS
	MEXICO	1.71	66	3,027	71
	MOROCCO	182.90	7,581	347,740	8,663
	NETHERLANDS	1,959.91	76,797	3,522,678	93,694
	PAKISTAN, ISLAMIC REP. OF	9,071.58	86,114	3,950,050	91,266
	PEOPLE'S REPUBLIC OF CHINA	7,227,239.29	10,614,311	486,878,446	11,255,213
	PERU	6,117.15	794,056	36,423,349	800,119
	PORTUGAL	5.83	145	6,651	155
	REPUBLIC OF KOREA	23,275.71	14,471	663,785	16,648
	SINGAPORE	157,068.30	2,803,979	128,618,517	2,907,666
	SPAIN	74,781.54	4,246,518	194,787,781	4,497,863
	SRI LANKA (CEYLON)	14,867.99	351,316	16,114,865	372,808
	TAIWAN (REP. OF CHINA)	7,886.15	2,871	131,693	3,035
	THAILAND	206,075.93	358,513	16,444,991	378,290
	TURKEY	2,363.55	69,430	3,184,754	74,222
	UK OF GREAT BRITAIN AND N. IRELAND	5,825.38	39,948	1,832,415	42,072
	UNITED ARAB EMIRATES, N.E.S.	6,443.94	5,568	255,405	6,066
	UNITED STATES OF AMERICA	31,375.31	244,658	11,222,463	271,388
	VIETNAM	59,499.80	1,055,655	48,422,895	1,123,387
610990	T-shirts, singlets and other vests, of other textile materials, knitted or crocheted	12,181,725.28	10,036,580	460,377,927	10,650,253
	AFGHANISTAN	431.44	13,736	630,071	14,572
	AUSTRALIA	164.74	15,223	698,279	16,528
	BAHRAIN	154.37	2,459	112,794	2,566
	BANGLADESH	243,508.92	280,996	12,889,287	296,369
	CAMBODIA (DEMOCRATIC KAMPUCHEA)	41,325.08	354,323	16,252,796	366,833
	CANADA	15.80	998	45,778	1,233
	DENMARK	113.52	86	3,945	91
	EL SALVADOR	16.05	436	19,999	819
	FRANCE	805.94	49,822	2,285,335	50,467
	GERMANY	74.47	800	36,696	921
	GREECE	4.35	243	11,146	274
	HONG KONG, CHINA	453,908.46	298,532	13,693,662	319,676
	INDIA	538.75	16,958	777,864	18,288
	INDONESIA	213,510.38	347,606	15,944,688	362,363
	ISRAEL	823.67	15,901	729,379	19,098
	ITALY	170.64	8,027	368,199	8,283
	JAPAN	103.32	1,070	49,081	1,136
	JORDAN	8.08	299	13,715	721
	MALAYSIA	7,264.64	153,775	7,053,660	161,267
	MOROCCO	81.60	3,421	156,921	3,685
	NETHERLANDS	2,236.74	12,875	590,576	19,635
	PAKISTAN, ISLAMIC REP. OF	61.33	1,078	49,448	1,136
	PANAMA	275.54	1,433	65,732	1,491
	PEOPLE'S REPUBLIC OF CHINA	10,770,523.16	5,612,028	257,423,725	6,019,010
	PORTUGAL	6.68	227	10,412	242
	REPUBLIC OF KOREA	13,202.35	44,740	2,052,224	46,423
	SINGAPORE	92,350.00	574,421	26,348,690	596,519
	SPAIN	16,731.62	827,861	37,973,984	849,687
	SRI LANKA (CEYLON)	10,305.13	319,299	14,646,245	333,467
	TAIWAN (REP. OF CHINA)	10,687.43	15,859	727,453	16,307
	THAILAND	225,037.21	501,393	22,998,897	526,811
	TURKEY	603.26	19,548	896,667	20,978
	UK OF GREAT BRITAIN AND N. IRELAND	2,138.67	18,868	865,475	20,682
	UNITED ARAB EMIRATES, N.E.S.	44,964.86	18,191	834,421	18,953
	UNITED STATES OF AMERICA	4,558.68	60,427	2,771,787	68,733
	VIETNAM	25,018.40	443,621	20,348,896	464,989
6110	Jerseys, pullovers, cardigans, waistcoats and similar articles, knitted or crocheted.	774,060.93	12,779,773	586,208,187	13,333,955
611011	Jerseys, pullovers, cardigans, waistcoats and similar articles, of wool, knitted or crocheted	11,675.34	348,391	15,980,696	362,412
	BANGLADESH	3,015.43	42,226	1,936,907	43,864
	CAMBODIA (DEMOCRATIC KAMPUCHEA)	596.47	9,249	424,252	9,532
	MALAYSIA	26.10	984	45,136	1,041
	PEOPLE'S REPUBLIC OF CHINA	6,541.23	242,802	11,137,328	252,925
	SINGAPORE	755.27	31,154	1,429,034	32,432
	UNITED STATES OF AMERICA	3.91	158	7,247	200
	VIETNAM	736.93	21,818	1,000,792	22,418

TABLE 8 - Continued

PSCC CODE	COMMODITY AND COUNTRY OF ORIGIN	GROSS WEIGHT (GK)	FOB VALUE		CIF
			DOLLARS	PESOS	DOLLARS
611012	Jerseys, pullovers, cardigans, waistcoats and similar articles, of Kashmir (cashmere) goats, knitted or crocheted	249.97	15,945	731,397	16,472
	CAMBODIA (DEMOCRATIC KAMPUCHEA)	135.61	2,899	132,977	3,004
	PEOPLE'S REPUBLIC OF CHINA	114.36	13,046	598,420	13,468
611019	Jerseys, pullovers, cardigans, waistcoats and similar articles, of other fine animal hair, knitted or crocheted	21,351.82	322,577	14,796,606	335,430
	BAHRAIN	24.66	375	17,201	392
	BANGLADESH	6,686.34	99,517	4,564,845	103,383
	CAMBODIA (DEMOCRATIC KAMPUCHEA)	413.88	6,737	309,026	6,992
	CANADA	0.37	27	1,238	29
	HONG KONG, CHINA	6.09	253	11,605	285
	ITALY	16.87	113	5,183	132
	MALAYSIA	32.56	703	32,247	723
	PEOPLE'S REPUBLIC OF CHINA	13,872.22	200,116	9,179,321	207,956
	REPUBLIC OF KOREA	18.27	1,271	58,301	1,312
	SINGAPORE	65.94	2,161	99,125	2,227
	VIETNAM	214.62	11,304	518,514	11,999
611020	Jerseys, pullovers, cardigans, waistcoats and similar articles, of cotton, knitted or crocheted	341,296.66	6,071,043	278,478,742	6,371,146
	BAHRAIN	380.75	5,789	265,541	6,044
	BANGLADESH	47,868.81	695,644	31,909,190	722,513
	CAMBODIA (DEMOCRATIC KAMPUCHEA)	12,183.32	221,786	10,173,324	231,035
	CANADA	31.64	2,878	132,014	3,075
	FRANCE	4,720.39	60,396	2,770,365	65,931
	GERMANY	1,186.70	2,510	115,134	2,775
	HONG KONG, CHINA	1,938.76	62,020	2,844,857	63,502
	INDIA	147.43	1,865	85,548	1,993
	INDONESIA	313.26	3,840	176,141	3,951
	ITALY	49.73	3,454	158,435	3,550
	JAPAN	277.97	6,693	307,008	6,891
	MALAYSIA	11,911.53	207,512	9,518,575	218,205
	MOROCCO	120.52	5,284	242,377	6,030
	PAKISTAN, ISLAMIC REP. OF	6.98	51	2,339	54
	PEOPLE'S REPUBLIC OF CHINA	199,511.74	3,578,428	164,142,492	3,722,293
	REPUBLIC OF KOREA	74.28	618	28,348	647
	SINGAPORE	14,426.96	310,359	14,236,167	321,462
	SPAIN	6,355.93	298,177	13,677,379	307,432
	SRI LANKA (CEYLON)	357.02	11,005	504,799	11,606
	SWEDEN	12.50	456	20,917	487
	THAILAND	138.95	1,896	86,970	2,049
	TURKEY	193.00	5,532	253,753	5,911
	UNITED STATES OF AMERICA	1,145.63	35,689	1,637,054	38,359
	VIETNAM	37,942.86	549,161	25,190,015	625,351
611030	Jerseys, pullovers, cardigans, waistcoats and similar articles, of man-made fibers, knitted or crocheted	365,878.98	5,551,596	254,651,708	5,759,164
	AUSTRALIA	532.46	36,758	1,686,089	39,279
	BAHRAIN	127.56	1,940	88,988	2,025
	BANGLADESH	5,039.60	72,885	3,343,235	76,553
	CAMBODIA (DEMOCRATIC KAMPUCHEA)	19,342.13	330,687	15,168,612	342,650
	FRANCE	3,187.55	58,547	2,685,551	60,777
	GERMANY	0.86	31	1,422	37
	HONG KONG, CHINA	6,507.11	47,568	2,181,944	49,128
	INDONESIA	563.92	13,514	619,887	14,318
	ITALY	386.64	26,534	1,217,115	27,280
	LAO PEOPLE'S DEMOCRATIC REPUBLIC (LAOS)	36.74	3,150	144,491	3,724
	MALAYSIA	2,723.59	55,764	2,557,895	59,008
	MEXICO	34.02	1,400	64,218	1,402
	MOROCCO	41.48	1,741	79,860	1,973
	PAKISTAN, ISLAMIC REP. OF	3.38	137	6,284	159
	PEOPLE'S REPUBLIC OF CHINA	285,638.84	2,869,269	131,613,369	2,975,941
	REPUBLIC OF KOREA	4,892.26	32,643	1,497,334	37,565
	SINGAPORE	9,449.20	195,238	8,955,567	204,096
	SPAIN	19,307.09	1,411,089	64,726,652	1,454,888
	SRI LANKA (CEYLON)	128.05	5,491	251,872	5,818
	SWEDEN	1.27	52	2,385	55
	TAIWAN (REP. OF CHINA)	40.30	757	34,724	784
	THAILAND	2,757.59	144,738	6,639,132	148,592

TABLE 8 - Continued

PSCC CODE	COMMODITY AND COUNTRY OF ORIGIN	GROSS WEIGHT (GK)	FOB VALUE		CIF DOLLARS
			DOLLARS	PESOS	
	TURKEY	21.25	993	45,549	1,156
	UK OF GREAT BRITAIN AND N. IRELAND	10.01	266	12,201	301
	UNITED STATES OF AMERICA	505.61	32,903	1,509,261	34,884
	VIETNAM	4,600.47	207,501	9,518,071	216,771
611090	Jerseys, pullovers, cardigans, waistcoats and similar articles, of other textile fibers, knitted or crocheted	33,608.16	470,221	21,569,038	489,331
	AUSTRALIA	12.01	106	4,862	109
	BAHRAIN	10.44	159	7,293	166
	BANGLADESH	5,367.60	76,672	3,516,945	79,375
	CAMBODIA (DEMOCRATIC KAMPUCHEA)	2,303.23	68,535	3,143,701	70,039
	CANADA	122.62	2,418	110,914	2,454
	EGYPT ARAB REPUBLIC	294.25	5,897	270,495	6,059
	EL SALVADOR	4.35	290	13,302	326
	FRANCE	25.45	1,670	76,603	1,936
	HONG KONG, CHINA	10.23	1,453	66,649	1,512
	INDIA	38.27	775	35,549	814
	INDONESIA	165.11	2,772	127,152	2,856
	IRELAND	0.96	28	1,284	42
	ITALY	29.30	137	6,284	142
	JAPAN	1,343.63	32,942	1,511,049	33,153
	LAO PEOPLE'S DEMOCRATIC REPUBLIC (LAOS)	139.14	10,674	489,616	10,714
	MALAYSIA	1,305.19	21,008	963,637	21,986
	PAKISTAN, ISLAMIC REP. OF	82.41	602	27,614	627
	PEOPLE'S REPUBLIC OF CHINA	15,444.56	101,624	4,661,493	106,394
	REPUBLIC OF KOREA	738.54	10,637	487,919	11,199
	SINGAPORE	33.57	742	34,036	796
	SPAIN	1,392.24	67,153	3,080,308	72,504
	TAIWAN (REP. OF CHINA)	1,671.38	3,366	154,399	3,632
	THAILAND	382.34	30,592	1,403,255	31,968
	TURKEY	120.27	2,909	133,436	3,028
	UK OF GREAT BRITAIN AND N. IRELAND	10.82	119	5,459	124
	UNITED STATES OF AMERICA	1,962.08	4,340	199,076	4,415
	VIETNAM	598.17	22,601	1,036,708	22,961
6111	Babies' garments and clothing accessories, knitted or crocheted.	788,516.94	3,477,998	159,535,773	3,705,826
611110	Babies' garments and clothing accessories, of wool or fine animal hair, knitted or crocheted	348,806.70	302,053	13,855,171	314,135
	BANGLADESH	330.95	5,015	230,038	5,160
	CANADA	43.61	5,450	249,992	5,480
	FRANCE	124.10	19,285	884,603	20,604
	HONG KONG, CHINA	11,140.38	18,413	844,604	19,290
	INDONESIA	23,757.95	27,603	1,266,150	28,037
	JAPAN	750.42	594	27,247	678
	MALAYSIA	563.20	10,505	481,864	10,829
	PEOPLE'S REPUBLIC OF CHINA	261,505.43	155,780	7,145,629	162,308
	REPUBLIC OF KOREA	27,257.73	10,981	503,698	11,388
	SINGAPORE	110.53	13,589	623,327	13,850
	SRI LANKA (CEYLON)	7.37	84	3,853	155
	TAIWAN (REP. OF CHINA)	237.95	2,913	133,619	3,022
	THAILAND	19,622.71	9,041	414,711	9,557
	UK OF GREAT BRITAIN AND N. IRELAND	273.56	13,595	623,603	13,707
	UNITED STATES OF AMERICA	108.92	1,812	83,116	1,936
	VIETNAM	2,971.89	7,393	339,117	8,134
611120	Babies' garments and clothing accessories, of cotton, knitted or crocheted	422,008.73	3,036,436	139,281,323	3,245,789
	BAHRAIN	264.60	4,023	184,535	4,200
	BANGLADESH	14,229.88	174,549	8,006,563	181,885
	CAMBODIA (DEMOCRATIC KAMPUCHEA)	2,730.28	50,184	2,301,940	52,288
	HONG KONG, CHINA	28,951.16	288,774	13,246,064	299,933
	INDIA	959.13	15,294	701,535	16,103
	INDONESIA	105.57	2,781	127,565	2,859
	JAPAN	1,895.29	45,369	2,081,076	53,101
	MACAU	49,299.70	552,265	25,332,396	639,768
	MALAYSIA	2,363.57	44,032	2,019,748	46,663
	PAKISTAN, ISLAMIC REP. OF	16,450.44	90,033	4,129,814	97,563
	PEOPLE'S REPUBLIC OF CHINA	70,653.01	436,433	20,019,183	461,851
	REPUBLIC OF KOREA	218,360.38	1,165,259	53,450,430	1,214,209

TABLE 8 - Continued

PSCC CODE	COMMODITY AND COUNTRY OF ORIGIN	GROSS WEIGHT (GK)	FOB VALUE		CIF
			DOLLARS	PESOS	DOLLARS
	SINGAPORE	1,209.39	22,833	1,047,350	23,543
	TAIWAN (REP. OF CHINA)	658.85	370	16,972	397
	THAILAND	11,018.63	121,370	5,567,242	123,288
	TURKEY	4.95	85	3,899	89
	UK OF GREAT BRITAIN AND N. IRELAND	1,606.22	9,279	425,628	14,053
	UNITED STATES OF AMERICA	435.82	4,924	225,864	5,334
	VIETNAM	811.86	8,579	393,519	8,662
611130	Babies' garments and clothing accessories, of synthetic, knitted or crocheted	15,972.16	135,599	6,219,928	141,831
	BANGLADESH	104.19	1,614	74,035	1,710
	CAMBODIA (DEMOCRATIC KAMPUCHEA)	725.80	13,034	597,870	13,644
	HONG KONG, CHINA	3.50	35	1,605	40
	INDIA	34.79	694	31,834	729
	INDONESIA	3,668.62	4,409	202,241	4,921
	MALAYSIA	11.69	192	8,807	202
	PEOPLE'S REPUBLIC OF CHINA	11,285.92	114,138	5,235,510	119,033
	TAIWAN (REP. OF CHINA)	136.78	1,359	62,338	1,413
	UNITED STATES OF AMERICA	0.87	124	5,688	139
611190	Babies' garments and clothing accessories, of other textile materials, knitted or crocheted	1,729.35	3,910	179,351	4,071
	BANGLADESH	37.13	593	27,200	617
	GUATEMALA	35.75	1,130	51,833	1,176
	JAPAN	1,156.51	785	36,008	818
	PEOPLE'S REPUBLIC OF CHINA	499.96	1,402	64,310	1,460
61112	Track suits, ski suits and swimwear, knitted or crocheted.	148,605.03	1,356,948	62,243,203	1,421,503
611211	Track suits, of cotton, knitted or crocheted	468.20	7,649	350,859	7,943
	INDIA	24.26	282	12,935	290
	PAKISTAN, ISLAMIC REP. OF	195.81	770	35,320	840
	PEOPLE'S REPUBLIC OF CHINA	196.26	4,820	221,093	4,975
	SRI LANKA (CEYLON)	51.87	1,777	81,511	1,838
611212	Track suits, of synthetic fibers, knitted or crocheted	7,297.02	324,430	14,881,604	333,479
	CAMBODIA (DEMOCRATIC KAMPUCHEA)	23.51	599	27,476	620
	HONG KONG, CHINA	125.36	8,740	400,904	9,533
	INDONESIA	101.74	3,500	160,545	3,599
	PEOPLE'S REPUBLIC OF CHINA	7,046.41	311,591	14,292,679	319,727
611219	Track suits, of other textile materials, knitted or crocheted	7,535.90	139,559	6,401,571	149,820
	HONG KONG, CHINA	7.35	1,424	65,319	1,433
	INDONESIA	390.96	9,015	413,518	9,022
	ITALY	57.90	1,582	72,566	1,626
	JAPAN	6.09	1,484	68,071	1,486
	PEOPLE'S REPUBLIC OF CHINA	2,873.68	50,324	2,308,362	53,277
	SINGAPORE	5.83	218	10,000	233
	SRI LANKA (CEYLON)	95.30	3,429	157,288	3,960
	VIETNAM	4,098.79	72,083	3,306,447	78,783
611231	Men's or boy's swimwear, of synthetic fibers, knitted or crocheted	9,220.13	81,268	3,727,764	85,415
	AUSTRALIA	5.84	126	5,780	161
	BANGLADESH	7.17	103	4,725	123
	CAMBODIA (DEMOCRATIC KAMPUCHEA)	5.22	168	7,706	174
	HONG KONG, CHINA	1,106.16	40,629	1,863,652	41,889
	JAPAN	7.18	1,772	81,282	1,822
	MALAYSIA	16.50	296	13,578	318
	PEOPLE'S REPUBLIC OF CHINA	8,072.06	38,174	1,751,041	40,928
611239	Men's or boy's swimwear, of other textile materials, knitted or crocheted	13,157.16	19,032	872,997	20,053
	BANGLADESH	25.47	397	18,210	409
	HONG KONG, CHINA	5,799.56	7,366	337,878	7,752
	MALAYSIA	13.28	223	10,229	236
	PEOPLE'S REPUBLIC OF CHINA	3,263.10	6,614	303,384	6,948

TABLE 8 - Continued

PSCC CODE	COMMODITY AND COUNTRY OF ORIGIN	GROSS WEIGHT (GK)	FOB VALUE		CIF
			DOLLARS	PESOS	DOLLARS
	UNITED STATES OF AMERICA	4,005.33	3,397	155,821	3,610
	VIETNAM	50.42	1,035	47,475	1,098
611241	Women's or girls' swimwear, of synthetic fibers, knitted or crocheted	13,686.16	181,910	8,344,211	187,639
	AUSTRALIA	131.11	10,262	470,718	10,288
	BANGLADESH	237.93	4,354	199,718	4,670
	CAMBODIA (DEMOCRATIC KAMPUCHEA)	139.38	3,140	144,032	3,597
	FRANCE	174.71	3,423	157,013	3,901
	HONG KONG, CHINA	1,390.23	56,884	2,609,269	58,654
	ITALY	1.66	391	17,935	443
	JAPAN	10.64	2,625	120,409	2,699
	MALAYSIA	405.53	8,462	388,152	9,005
	PEOPLE'S REPUBLIC OF CHINA	11,172.84	91,340	4,189,765	93,298
	SINGAPORE	2.39	74	3,394	78
	UK OF GREAT BRITAIN AND N. IRELAND	9.16	616	28,256	658
	UNITED STATES OF AMERICA	10.58	339	15,550	348
611249	Women's or girls' swimwear, of other textile materials, knitted or crocheted	97,240.46	603,100	27,664,197	637,154
	CAMBODIA (DEMOCRATIC KAMPUCHEA)	8,436.93	354,884	16,278,529	374,377
	FRANCE	177.22	1,614	74,034	1,746
	MALAYSIA	25.95	459	21,054	546
	PEOPLE'S REPUBLIC OF CHINA	87,071.23	237,221	10,881,328	251,136
	REPUBLIC OF KOREA	806.13	1,664	76,327	1,717
	SPAIN	11.67	70	3,211	76
	UNITED STATES OF AMERICA	711.33	7,188	329,714	7,556
6113	Garments, made up of knitted or crocheted fabrics of heading 59.03, 59.06 or 59.07.	14,666,337.09	5,525,679	253,462,896	5,894,283
611300	Garments, made up of knitted or crocheted fabrics of heading No. 59.03, 59.06 or 59.07	14,666,337.09	5,525,679	253,462,896	5,894,283
	AUSTRALIA	4,574.76	5,157	236,552	5,581
	BANGLADESH	70,391.34	51,849	2,378,313	56,873
	CAMBODIA (DEMOCRATIC KAMPUCHEA)	18,365.86	71,753	3,291,311	73,491
	CAMEROON	4,677.62	893	40,962	919
	CANADA	34,218.69	15,709	720,572	16,327
	FIJI	2,768.89	712	32,659	846
	GERMANY	1,736.66	1,797	82,428	1,852
	HONG KONG, CHINA	900,616.58	400,886	18,388,642	426,079
	INDIA	13,281.12	5,294	242,836	5,816
	INDONESIA	145,246.30	61,664	2,828,528	66,939
	ITALY	583.54	17,300	793,551	17,646
	MALAYSIA	55,029.90	19,570	897,676	20,489
	PEOPLE'S REPUBLIC OF CHINA	12,573,046.62	4,435,421	203,452,761	4,736,084
	REPUBLIC OF KOREA	47,188.23	16,788	770,066	18,631
	SINGAPORE	51,087.56	50,549	2,318,682	53,966
	SPAIN	1.36	59	2,706	62
	TAIWAN (REP. OF CHINA)	41,663.12	37,346	1,713,061	38,619
	THAILAND	645,250.68	258,046	11,836,569	274,373
	UK OF GREAT BRITAIN AND N. IRELAND	9,659.26	20,082	921,162	21,181
	UNITED STATES OF AMERICA	253.75	15,779	723,782	16,278
	VIETNAM	46,695.25	39,025	1,790,077	42,231
6114	Other garments, knitted or crocheted.	470,248.90	1,910,976	87,656,466	1,993,105
611410	Other garments, of wool or fine animal hair, knitted or crocheted	200,300.78	587,732	26,959,267	617,594
	BANGLADESH	21,903.48	26,806	1,229,591	28,730
	DENMARK	8.49	2,622	120,271	2,696
	FRANCE	108.28	708	32,476	756
	GERMANY	0.82	27	1,238	30
	HONG KONG, CHINA	82,478.08	451,765	20,722,461	473,086
	INDIA	3.76	56	2,569	59
	INDONESIA	7,774.34	2,748	126,051	2,936
	JAPAN	44.91	3,276	150,270	3,662
	PEOPLE'S REPUBLIC OF CHINA	85,419.72	84,960	3,897,115	89,176
	QATAR	58.45	1,144	52,475	1,416
	SINGAPORE	84.08	3,242	148,711	3,740
	SOUTH AFRICA, REP. OF	6.80	40	1,835	45

TABLE 8 - Continued

PSCC CODE	COMMODITY AND COUNTRY OF ORIGIN	GROSS WEIGHT (GK)	FOB VALUE		CIF
			DOLLARS	PESOS	DOLLARS
	TAIWAN (REP. OF CHINA)	41.26	178	8,165	219
	THAILAND	1,980.52	2,367	108,574	2,568
	TUNISIA	21.26	1,998	91,648	2,053
	UK OF GREAT BRITAIN AND N. IRELAND	5.82	524	24,036	607
	UNITED ARAB EMIRATES, N.E.S.	50.39	227	10,412	234
	UNITED STATES OF AMERICA	288.87	3,673	168,481	4,162
	VIETNAM	21.45	1,371	62,888	1,419
611420	Other garments, of cotton, knitted or crocheted	41,566.84	204,188	9,366,103	213,993
	AUSTRIA	38.01	204	9,357	228
	BAHRAIN	6.65	101	4,633	106
	BANGLADESH	13,358.96	66,922	3,069,712	70,310
	CAMBODIA (DEMOCRATIC KAMPUCHEA)	532.13	10,479	480,672	11,152
	INDIA	395.15	6,824	313,017	7,335
	INDONESIA	4,228.13	1,353	62,062	1,360
	MALAYSIA	559.40	10,318	473,287	10,827
	PEOPLE'S REPUBLIC OF CHINA	21,762.39	84,310	3,867,300	88,121
	REPUBLIC OF KOREA	352.00	121	5,550	130
	SINGAPORE	33.70	444	20,366	456
	TAIWAN (REP. OF CHINA)	231.49	20,982	962,444	21,643
	UNITED STATES OF AMERICA	68.83	2,130	97,703	2,325
611430	Other garments, of man-made fibers, knitted or crocheted	155,412.01	718,663	32,965,068	749,976
	BAHRAIN	31.51	479	21,972	500
	BANGLADESH	6,895.09	10,188	467,323	11,624
	CAMBODIA (DEMOCRATIC KAMPUCHEA)	6,172.98	43,034	1,973,969	44,640
	CANADA	10.42	420	19,265	436
	FRANCE	5.00	741	33,990	792
	HONG KONG, CHINA	256.75	4,805	220,405	4,999
	INDIA	55.27	1,164	53,392	1,343
	INDONESIA	80.05	837	38,393	861
	IRELAND	30.53	136	6,238	145
	MALAYSIA	321.78	7,097	325,539	7,382
	PEOPLE'S REPUBLIC OF CHINA	140,649.49	589,186	27,025,961	612,043
	QATAR	22.38	1,870	85,777	2,197
	REPUBLIC OF KOREA	62.51	8,078	370,538	8,093
	SINGAPORE	552.05	25,424	1,166,199	28,346
	SPAIN	14.87	668	30,641	695
	SRI LANKA (CEYLON)	14.79	583	26,742	667
	THAILAND	97.33	6,560	300,907	6,597
	UNITED STATES OF AMERICA	87.55	7,378	338,429	8,053
	VIETNAM	51.66	10,015	459,388	10,563
611490	Other garments, of other textile materials, knitted or crocheted	72,969.27	400,393	18,366,028	411,542
	BANGLADESH	12.21	196	8,991	203
	CAMBODIA (DEMOCRATIC KAMPUCHEA)	127.13	2,356	108,070	2,441
	HONG KONG, CHINA	64,794.38	362,072	16,608,243	371,017
	INDIA	54.97	847	38,852	871
	MALAYSIA	31.41	668	30,641	726
	PEOPLE'S REPUBLIC OF CHINA	6,900.07	15,936	730,984	17,111
	SINGAPORE	41.58	2,363	108,391	2,748
	UNITED STATES OF AMERICA	438.86	1,416	64,952	1,456
	VIETNAM	568.66	14,539	666,904	14,969
6115	Panty hose, tights, stockings, socks and other hosiery, including stockings for varicose veins and footwear without applied soles, knitted or crocheted.	5,369,165.94	8,308,399	381,106,258	8,728,916
611511	Panty hose and tights, of synthetic fibers, measuring per single yarn less than 67 decitex, knitted or crocheted	36,551.08	182,180	8,356,596	198,337
	BANGLADESH	15.69	237	10,871	247
	FRANCE	1.47	108	4,954	112
	GERMANY	498.85	10,126	464,480	11,074
	HONG KONG, CHINA	1,087.03	3,335	152,976	3,349
	INDIA	193.66	5,259	241,230	5,416
	ITALY	865.20	32,968	1,512,242	37,462
	MALAYSIA	699.62	13,113	601,493	13,869
	PAKISTAN, ISLAMIC REP. OF	36.91	66	3,027	71
	PEOPLE'S REPUBLIC OF CHINA	27,844.65	21,818	1,000,792	23,562
	REPUBLIC OF KOREA	568.53	12,214	560,256	12,558

TABLE 8 - Continued

PSCC CODE	COMMODITY AND COUNTRY OF ORIGIN	GROSS WEIGHT (GK)	FOB VALUE		CIF DOLLARS
			DOLLARS	PESOS	
	TAIWAN (REP. OF CHINA)	4,214.91	60,738	2,786,052	64,631
	UNITED STATES OF AMERICA	496.56	22,142	1,015,654	25,920
	VIETNAM	28.00	56	2,569	66
611512	Panty hose and tights, of synthetic fibers, measuring per single yarn 67 decitex or more, knitted or crocheted	13,736.09	110,667	5,076,294	116,361
	BANGLADESH	12.50	441	20,229	472
	FRANCE	2.21	104	4,770	124
	JAPAN	1,102.84	47,811	2,193,091	50,021
	MALAYSIA	319.36	5,308	243,478	5,616
	MOROCCO	5.84	291	13,348	326
	PEOPLE'S REPUBLIC OF CHINA	11,385.66	18,725	858,915	19,647
	SINGAPORE	307.32	12,678	581,540	13,547
	SPAIN	9.01	366	16,788	377
	UNITED STATES OF AMERICA	24.96	461	21,146	493
	VIETNAM	566.39	24,482	1,122,989	25,738
611519	Panty hose and tights, of other textile materials, knitted or crocheted	2,531,464.45	2,527,722	115,946,608	2,653,199
	BANGLADESH	21.29	303	13,899	323
	BULGARIA	1,905.41	39,693	1,820,718	44,086
	CAMBODIA (DEMOCRATIC KAMPUCHEA)	49.51	1,301	59,676	1,366
	FRANCE	30.77	334	15,321	386
	HONG KONG, CHINA	6,968.34	8,802	403,748	9,568
	INDIA	18.87	1,045	47,934	1,110
	ISRAEL	232.77	12,398	568,696	13,015
	JAPAN	441.30	5,320	244,028	5,354
	MALAYSIA	2,742.09	50,690	2,325,151	52,720
	PAKISTAN, ISLAMIC REP. OF	3,769.51	66,942	3,070,630	69,967
	PEOPLE'S REPUBLIC OF CHINA	2,497,347.29	1,989,599	91,262,906	2,086,460
	REPUBLIC OF KOREA	843.52	10,149	465,535	10,868
	SINGAPORE	8,259.18	226,313	10,380,977	237,443
	TAIWAN (REP. OF CHINA)	2,327.22	13,480	618,328	14,329
	THAILAND	1,326.88	32,693	1,499,628	33,916
	TURKEY	131.03	4,166	191,094	4,587
	UNITED STATES OF AMERICA	4,916.14	60,406	2,770,823	63,503
	VIETNAM	133.33	4,088	187,516	4,198
611520	Women's full-length or knee-length hosiery, measuring per single yarn less than 67 decitex, knitted or crocheted	618,251.68	445,308	20,426,277	479,336
	CAMBODIA (DEMOCRATIC KAMPUCHEA)	20.57	584	26,788	691
	FRANCE	5.74	69	3,165	74
	HONG KONG, CHINA	3,655.03	19,358	887,951	20,350
	INDIA	2.53	38	1,743	50
	ITALY	10.61	607	27,843	647
	JAPAN	412.56	4,869	223,341	5,409
	MALAYSIA	1,171.80	20,918	959,508	22,326
	PEOPLE'S REPUBLIC OF CHINA	608,670.66	242,279	11,113,338	259,495
	REPUBLIC OF KOREA	4.99	2,454	112,565	2,522
	SINGAPORE	1,606.04	66,335	3,042,786	74,398
	TAIWAN (REP. OF CHINA)	1,252.62	66,094	3,031,732	70,616
	TURKEY	39.16	1,502	68,897	1,562
	UK OF GREAT BRITAIN AND N. IRELAND	930.29	1,776	81,465	2,016
	VIETNAM	469.08	18,425	845,155	19,180
611591	Socks and other hosiery, including stockings for varicose veins and footwear without applied soles, of wool or fine animal hair, knitted or crocheted	56,468.27	51,408	2,358,085	56,623
	ITALY	33.16	373	17,110	405
	MALAYSIA	10.43	206	9,449	217
	PEOPLE'S REPUBLIC OF CHINA	56,374.72	45,637	2,093,369	50,548
	SPAIN	49.96	5,192	238,157	5,453
611592	Socks and other hosiery, including stockings for varicose veins and footwear without applied soles, of cotton, knitted or crocheted	1,086,480.34	2,018,781	92,601,484	2,119,372
	BANGLADESH	67.10	962	44,127	1,015
	FRANCE	4.40	227	10,412	270
	HONG KONG, CHINA	31,753.24	26,617	1,220,922	27,584

TABLE 8 - Continued

PSCC CODE	COMMODITY AND COUNTRY OF ORIGIN	GROSS WEIGHT (GK)	FOB VALUE		CIF
			DOLLARS	PESOS	DOLLARS
	INDIA	2,051.78	44,709	2,050,802	45,099
	INDONESIA	5,462.22	88,729	4,069,999	92,082
	ISRAEL	49.72	3,735	171,324	4,141
	ITALY	14.06	492	22,568	565
	JAPAN	1,793.17	4,522	207,424	4,993
	MALAYSIA	4,751.67	74,937	3,437,360	78,540
	MOROCCO	12.07	515	23,623	594
	PAKISTAN, ISLAMIC REP. OF	553.31	9,168	420,536	10,249
	PEOPLE'S REPUBLIC OF CHINA	1,003,965.16	1,396,488	64,056,905	1,475,506
	POLAND	31.04	1,483	68,025	1,525
	REPUBLIC OF KOREA	417.72	3,216	147,518	3,401
	SINGAPORE	3,335.69	63,682	2,921,093	66,337
	SLOVENIA	115.88	4,103	188,205	5,066
	SPAIN	189.91	13,339	611,860	13,925
	TAIWAN (REP. OF CHINA)	26,988.77	215,322	9,876,820	217,463
	THAILAND	2,198.37	25,741	1,180,739	27,496
	TURKEY	197.53	3,881	178,022	3,995
	UNITED ARAB EMIRATES, N.E.S.	876.61	1,992	91,373	2,103
	UNITED STATES OF AMERICA	1,650.92	34,921	1,601,827	37,423
611593	Socks and other hosiery, including stockings for varicose veins and footwear without applied soles, of synthetic fibers, knitted or crocheted	716,245.33	2,205,137	101,149,635	2,294,399
	BANGLADESH	35.71	571	26,192	591
	BULGARIA	205.77	4,863	223,066	5,516
	CAMBODIA (DEMOCRATIC KAMPUCHEA)	142.48	5,860	268,798	6,066
	FIJI	2,768.50	791	36,283	925
	FRANCE	2.47	28	1,284	31
	GERMANY	78.24	1,018	46,696	1,529
	HONG KONG, CHINA	26,865.20	22,337	1,024,599	24,960
	INDIA	873.54	20,646	947,032	21,403
	INDONESIA	2,453.21	60,797	2,788,759	62,976
	ISRAEL	38.54	2,683	123,069	3,053
	JAPAN	716.80	2,116	97,061	2,271
	MALAYSIA	945.61	16,800	770,616	17,926
	MOROCCO	3.58	153	7,018	177
	PAKISTAN, ISLAMIC REP. OF	1,694.86	27,568	1,264,544	29,439
	PEOPLE'S REPUBLIC OF CHINA	601,910.85	1,332,245	61,110,078	1,391,362
	REPUBLIC OF KOREA	1,014.51	15,985	733,232	17,079
	SINGAPORE	1,570.68	25,575	1,173,125	26,958
	SPAIN	44.09	1,994	91,465	2,116
	TAIWAN (REP. OF CHINA)	59,368.90	463,127	21,243,635	468,806
	THAILAND	10,060.77	176,726	8,106,422	184,665
	TURKEY	361.98	8,945	410,307	10,231
	UK OF GREAT BRITAIN AND N. IRELAND	507.69	550	25,229	669
	UNITED STATES OF AMERICA	447.57	9,849	451,773	11,156
	VIETNAM	4,133.78	3,910	179,352	4,494
611599	Socks and other hosiery, including stockings for varicose veins and footwear without applied soles, of other textile materials, knitted or crocheted	309,968.70	767,196	35,191,279	811,289
	BANGLADESH	12.40	197	9,036	204
	BULGARIA	201.89	4,417	202,608	4,956
	CAMBODIA (DEMOCRATIC KAMPUCHEA)	247.71	12,369	567,366	12,381
	FRANCE	15.65	180	8,257	205
	HONG KONG, CHINA	4,250.06	7,347	337,007	7,715
	INDONESIA	3,900.36	7,133	327,190	7,386
	JAPAN	52.30	35	1,605	41
	MALAYSIA	385.87	7,401	339,484	7,901
	MOROCCO	19.09	741	33,990	782
	PAKISTAN, ISLAMIC REP. OF	356.31	6,983	320,310	7,904
	PEOPLE'S REPUBLIC OF CHINA	259,798.68	279,114	12,802,959	299,688
	REPUBLIC OF KOREA	5.92	114	5,229	120
	SINGAPORE	1,487.17	30,855	1,415,319	34,794
	SPAIN	21.05	830	38,072	854
	TAIWAN (REP. OF CHINA)	36,792.18	383,054	17,570,687	393,695
	THAILAND	234.98	2,741	125,730	3,021
	TURKEY	251.68	5,235	240,129	10,249
	UNITED STATES OF AMERICA	1,911.06	18,198	834,742	19,101
	VIETNAM	24.34	252	11,559	292
61116	Gloves, mittens and mitts, knitted or crocheted.	1,885,103.19	2,601,349	119,323,877	2,736,782

TABLE 8 - Continued

PSCC CODE	COMMODITY AND COUNTRY OF ORIGIN	GROSS WEIGHT (GK)	FOB VALUE		CIF
			DOLLARS	PESOS	DOLLARS
611610	Gloves, mittens and mitts, impregnated, coated or covered with plastics or rubber, knitted or crocheted	240,940.14	721,433	33,092,132	753,624
	AUSTRALIA	1,197.78	53,585	2,457,944	55,074
	CANADA	0.36	26	1,193	28
	DENMARK	141.92	11,595	531,863	11,992
	FRANCE	480.54	8,451	387,647	8,511
	GERMANY	257.17	6,881	315,631	7,233
	HONG KONG, CHINA	611.84	1,699	77,933	1,826
	ITALY	16.81	392	17,981	428
	JAPAN	4,468.66	100,157	4,594,202	100,627
	MALAYSIA	23,387.69	259,542	11,905,192	268,697
	NEW ZEALAND	0.33	192	8,807	201
	PAKISTAN, ISLAMIC REP. OF	12,192.55	28,243	1,295,506	29,780
	PEOPLE'S REPUBLIC OF CHINA	189,617.18	179,094	8,215,042	193,441
	REPUBLIC OF KOREA	3,923.09	46,696	2,141,946	48,882
	SRI LANKA (CEYLON)	1,165.70	14,364	658,877	15,500
	TAIWAN (REP. OF CHINA)	2,102.15	7,189	329,759	7,521
	UK OF GREAT BRITAIN AND N. IRELAND	1.48	59	2,706	70
	UNITED ARAB EMIRATES, N.E.S.	34.65	46	2,110	48
	UNITED STATES OF AMERICA	1,331.79	2,628	120,546	3,120
	VIETNAM	8.45	594	27,247	645
611691	Other gloves, mittens and mitts, of wool or fine animal hair, knitted or crocheted	98.40	3,609	165,545	3,723
	PEOPLE'S REPUBLIC OF CHINA	98.40	3,609	165,545	3,723
611692	Other gloves, mittens and mitts, of cotton, knitted or crocheted	397,969.74	271,761	12,465,678	287,554
	HONG KONG, CHINA	8,763.56	5,770	264,670	6,426
	ITALY	17.00	170	7,798	203
	JAPAN	192.84	1,647	75,548	1,751
	MACAU	209.34	69	3,165	72
	MALAYSIA	4,107.78	3,498	160,453	3,603
	PEOPLE'S REPUBLIC OF CHINA	352,036.13	202,687	9,297,253	213,116
	REPUBLIC OF KOREA	997.94	10,304	472,644	11,806
	SINGAPORE	704.35	142	6,514	168
	SWEDEN	12.49	239	10,963	256
	TAIWAN (REP. OF CHINA)	17,653.25	24,208	1,110,421	24,606
	UK OF GREAT BRITAIN AND N. IRELAND	0.36	61	2,798	64
	UNITED ARAB EMIRATES, N.E.S.	274.75	1,787	81,970	1,861
	UNITED STATES OF AMERICA	7.12	403	18,486	462
	VIETNAM	12,992.83	20,776	952,995	23,160
611693	Other gloves, mittens and mitts, of synthetic fibers, knitted or crocheted	1,120,466.61	1,263,666	57,964,359	1,341,819
	AUSTRALIA	500.38	13,987	641,584	14,500
	CAMBODIA (DEMOCRATIC KAMPUCHEA)	23.82	2,174	99,721	2,235
	DENMARK	241.35	1,003	46,008	1,222
	FRANCE	72.63	1,228	56,328	1,360
	GERMANY	130.54	4,979	228,387	5,645
	HONG KONG, CHINA	7,115.90	30,872	1,416,098	33,307
	INDIA	449.74	581	26,650	668
	INDONESIA	256.44	15,192	696,857	16,726
	JAPAN	6,404.96	100,335	4,602,367	108,638
	MALAYSIA	193,444.90	126,173	5,787,555	133,173
	PAKISTAN, ISLAMIC REP. OF	5,359.14	3,134	143,757	3,140
	PEOPLE'S REPUBLIC OF CHINA	641,039.41	587,763	26,960,689	616,959
	REPUBLIC OF KOREA	9,486.64	43,051	1,974,749	46,832
	SINGAPORE	3,683.33	34,003	1,559,718	37,005
	SRI LANKA (CEYLON)	12,990.54	7,136	327,328	7,351
	TAIWAN (REP. OF CHINA)	5,947.07	9,523	436,820	10,444
	THAILAND	192.68	176	8,073	190
	UK OF GREAT BRITAIN AND N. IRELAND	308.72	15,084	691,903	16,199
	UNITED ARAB EMIRATES, N.E.S.	69.20	408	18,715	425
	UNITED STATES OF AMERICA	3,272.95	22,662	1,039,506	26,128
	VIETNAM	229,476.27	244,202	11,201,546	259,672
611699	Other gloves, mittens and mitts, of other textile materials, knitted or crocheted	125,628.30	340,880	15,636,163	350,062

TABLE 8 - Continued

PSCC CODE	COMMODITY AND COUNTRY OF ORIGIN	GROSS WEIGHT (GK)	FOB VALUE		CIF
			DOLLARS	PESOS	DOLLARS
	AUSTRALIA	98.96	1,664	76,328	1,718
	CAMBODIA (DEMOCRATIC KAMPUCHEA)	15.22	1,243	57,016	1,576
	HONG KONG, CHINA	148.43	97	4,449	102
	JAPAN	296.59	1,598	73,300	1,660
	MALAYSIA	9,511.03	78,059	3,580,566	79,078
	NETHERLANDS	1.70	28	1,284	45
	PAKISTAN, ISLAMIC REP. OF	72.68	431	19,770	450
	PEOPLE'S REPUBLIC OF CHINA	99,568.30	142,885	6,554,135	148,011
	REPUBLIC OF KOREA	2,543.39	25,413	1,165,694	26,491
	SINGAPORE	6,672.41	74,670	3,425,113	74,879
	SRI LANKA (CEYLON)	32.39	207	9,495	280
	SWEDEN	2.60	131	6,009	139
	TAIWAN (REP. OF CHINA)	5,925.00	8,374	384,115	9,096
	UK OF GREAT BRITAIN AND N. IRELAND	29.78	713	32,705	746
	UNITED STATES OF AMERICA	709.82	5,367	246,184	5,791
6117	Other made up clothing accessories, knitted or crocheted; knitted or crocheted parts of garments or of clothing accessories.				
		762,627.14	3,445,371	158,039,171	3,676,324
611710	Shawls, scarves, mufflers, mantillas, veils and the like, knitted or crocheted				
		249,468.01	415,886	19,076,692	432,185
	BANGLADESH	6,484.89	6,825	313,063	6,887
	BELGIUM	16.49	79	3,624	85
	CAMBODIA (DEMOCRATIC KAMPUCHEA)	19.40	1,446	66,328	1,486
	GERMANY	631.48	2,333	107,015	2,344
	HONG KONG, CHINA	351.85	2,342	107,428	2,466
	INDIA	132.69	221	10,137	253
	INDONESIA	87,037.73	23,792	1,091,339	26,421
	ITALY	13.81	685	31,421	772
	JAPAN	3,937.14	155,670	7,140,583	160,492
	MALAYSIA	143.49	1,902	87,245	2,032
	PEOPLE'S REPUBLIC OF CHINA	142,991.09	159,834	7,331,586	166,468
	REPUBLIC OF KOREA	4,494.97	33,417	1,532,838	34,341
	SINGAPORE	15.05	459	21,054	485
	TAIWAN (REP. OF CHINA)	470.69	3,714	170,361	3,859
	THAILAND	2,080.56	749	34,357	922
	UNITED STATES OF AMERICA	16.77	1,350	61,924	1,637
	VIETNAM	629.91	21,068	966,389	21,235
611720	Ties, bow ties and cravats, knitted or crocheted				
		29,538.79	65,431	3,001,320	70,223
	FRANCE	613.14	6,403	293,706	7,693
	HONG KONG, CHINA	827.98	5,927	271,871	6,459
	PAKISTAN, ISLAMIC REP. OF	18.35	85	3,899	89
	PEOPLE'S REPUBLIC OF CHINA	23,519.39	36,418	1,670,494	38,319
	PORTUGAL	1,143.88	5,982	274,394	6,283
	SINGAPORE	31.41	146	6,697	151
	SPAIN	35.84	232	10,642	371
	TAIWAN (REP. OF CHINA)	690.46	5,729	262,789	5,890
	THAILAND	2,493.76	1,330	61,007	1,552
	UK OF GREAT BRITAIN AND N. IRELAND	119.73	529	24,265	590
	UNITED STATES OF AMERICA	44.85	2,650	121,556	2,826
611780	Made-up clothing accessories, n.e.s., knitted or crocheted				
		235,630.47	1,324,011	60,732,386	1,426,939
	AFGHANISTAN	196.73	6,235	285,999	6,614
	BANGLADESH	11.81	186	8,532	192
	FRANCE	90.44	3,598	165,040	3,719
	HONG KONG, CHINA	32,487.79	86,858	3,984,177	92,034
	INDONESIA	102.09	2,146	98,437	2,160
	JAPAN	3.52	211	9,679	218
	MALAYSIA	148.25	2,991	137,197	3,195
	PEOPLE'S REPUBLIC OF CHINA	130,324.10	859,997	39,448,062	922,625
	REPUBLIC OF KOREA	26,968.86	127,681	5,856,728	143,889
	SINGAPORE	1,016.01	44,338	2,033,784	46,749
	SPAIN	8.43	2,951	135,362	3,034
	SRI LANKA (CEYLON)	538.86	14,157	649,382	14,711
	TAIWAN (REP. OF CHINA)	42,501.59	152,504	6,995,359	165,561
	THAILAND	102.05	3,485	159,857	3,616
	TURKEY	599.65	2,272	104,217	2,428
	UK OF GREAT BRITAIN AND N. IRELAND	22.27	197	9,036	439
	UNITED STATES OF AMERICA	472.62	12,343	566,174	13,798

TABLE 8 - Continued

PSCC CODE	COMMODITY AND COUNTRY OF ORIGIN	GROSS WEIGHT (GK)	FOB VALUE		CIF
			DOLLARS	PESOS	DOLLARS
	VIETNAM	35.40	1,861	85,364	1,957
611790	Parts of garments or of clothing accessories, knitted or crocheted	247,989.87	1,640,043	75,228,773	1,746,977
	HONG KONG, CHINA	6,073.50	240,016	11,009,534	265,712
	INDONESIA	2,260.88	10,599	486,176	10,898
	ITALY	1.74	262	12,018	262
	JAPAN	116.94	3,863	177,196	4,312
	MALAYSIA	2,416.60	4,136	189,718	4,226
	PEOPLE'S REPUBLIC OF CHINA	147,367.28	818,234	37,532,394	851,947
	REPUBLIC OF KOREA	66,366.06	329,513	15,114,761	355,285
	SINGAPORE	7.91	355	16,284	390
	TAIWAN (REP. OF CHINA)	23,292.43	232,000	10,641,840	252,880
	VIETNAM	86.53	1,065	48,852	1,065
62	Articles of apparel and clothing accessories, not knitted or crocheted	67,964,604.61	189,842,889	8,708,093,339	198,387,693
6201	Men's or boys' overcoats, car-coats, capes, cloaks, anoraks (including ski-jackets), wind-cheaters, wind-jackets and similar articles, other than those of heading 62.03.	1,287,657.23	2,770,424	127,079,351	2,905,580
620111	Men's or boys' overcoats, raincoats, car-coats, capes, cloaks, and similar articles, of wool or fine animal hair, not knitted or crocheted	734.45	20,968	961,802	21,780
	MALAYSIA	143.29	3,383	155,178	3,562
	PEOPLE'S REPUBLIC OF CHINA	591.16	17,585	806,624	18,218
620112	Men's or boys' overcoats, raincoats, car-coats, capes, cloaks, and similar articles, of cotton, not knitted or crocheted	46,291.19	198,306	9,096,294	206,450
	AUSTRALIA	2.14	59	2,706	63
	BANGLADESH	498.00	7,838	359,529	8,059
	HONG KONG, CHINA	39.75	2,281	104,629	2,361
	JAPAN	1.06	237	10,871	244
	PEOPLE'S REPUBLIC OF CHINA	44,454.25	180,808	8,293,663	188,187
	THAILAND	1,010.27	383	17,568	408
	UNITED STATES OF AMERICA	31.57	837	38,393	960
	VIETNAM	254.15	5,863	268,935	6,168
620113	Men's or boys' overcoats, raincoats, car-coats, capes, cloaks, and similar articles, of man-made fibers, not knitted or crocheted	49,878.74	182,862	8,387,880	190,934
	BANGLADESH	6,803.00	7,744	355,218	8,622
	INDIA	681.22	2,661	122,060	2,736
	MALAYSIA	217.88	14,742	676,216	15,886
	PEOPLE'S REPUBLIC OF CHINA	36,911.47	134,531	6,170,937	139,717
	REPUBLIC OF KOREA	12.21	29	1,330	31
	TAIWAN (REP. OF CHINA)	2,608.85	746	34,219	859
	UK OF GREAT BRITAIN AND N. IRELAND	66.81	3,674	168,526	3,825
	UNITED STATES OF AMERICA	5.83	751	34,448	850
	VIETNAM	2,571.47	17,984	824,926	18,408
620119	Men's or boys' overcoats, raincoats, car-coats, capes, cloaks, and similar articles, of other textile materials, not knitted or crocheted	196,028.52	400,128	18,353,872	412,952
	AUSTRALIA	27.46	476	21,834	509
	FRANCE	131.42	3,427	157,196	3,427
	HONG KONG, CHINA	12,979.04	216,198	9,917,003	219,756
	INDONESIA	62.69	3,332	152,839	3,428
	JAPAN	914.01	7,106	325,952	7,121
	MALAYSIA	22.87	361	16,559	412
	NETHERLANDS	70.80	1,511	69,310	1,614
	PEOPLE'S REPUBLIC OF CHINA	181,590.92	149,903	6,876,051	157,945
	REPUBLIC OF KOREA	39.88	842	38,623	866
	SPAIN	135.87	12,331	565,623	13,004
	TAIWAN (REP. OF CHINA)	10.74	231	10,596	275
	UNITED STATES OF AMERICA	4.21	107	4,908	112
	VIETNAM	38.61	4,303	197,378	4,483

TABLE 8 - Continued

PSCC CODE	COMMODITY AND COUNTRY OF ORIGIN	GROSS WEIGHT (GK)	FOB VALUE		CIF
			DOLLARS	PESOS	DOLLARS
620191	Men's or boys' anoraks (including ski-jackets), wind-cheaters, wind jackets and similar articles, of wool or fine animal hair, not knitted or crocheted	9,900.57	171,963	7,887,943	181,003
	PEOPLE'S REPUBLIC OF CHINA	9,900.57	171,963	7,887,943	181,003
620192	Men's or boys' anoraks (including ski-jackets), wind-cheaters, wind jackets and similar articles, of cotton, not knitted or crocheted	68,946.68	197,929	9,079,004	208,341
	BANGLADESH	25,477.58	101,971	4,677,410	106,172
	FRANCE	16.53	2,493	114,354	2,742
	PEOPLE'S REPUBLIC OF CHINA	43,407.52	92,067	4,223,113	97,916
	REPUBLIC OF KOREA	35.46	718	32,935	738
	SINGAPORE	0.90	94	4,312	113
	UNITED STATES OF AMERICA	8.69	586	26,880	660
620193	Men's or boys' anoraks (including ski-jackets), wind-cheaters, wind jackets and similar articles, of man-made fibers, not knitted or crocheted	43,316.58	1,215,676	55,763,059	1,266,683
	BANGLADESH	3,306.01	4,217	193,434	4,697
	CAMBODIA (DEMOCRATIC KAMPUCHEA)	42.61	1,889	86,648	1,902
	CANADA	37.44	128	5,871	951
	GERMANY	20.88	770	35,320	927
	HONG KONG, CHINA	21.09	1,395	63,989	1,505
	INDONESIA	794.87	49,562	2,273,409	50,960
	MALAYSIA	226.44	4,667	214,075	4,916
	NETHERLANDS	5.84	566	25,962	650
	PEOPLE'S REPUBLIC OF CHINA	20,351.89	583,142	26,748,724	605,465
	REPUBLIC OF KOREA	481.45	4,508	206,782	4,631
	SINGAPORE	7,195.20	213,402	9,788,750	220,405
	SWEDEN	5.28	255	11,697	305
	THAILAND	71.80	2,096	96,144	2,164
	UNITED STATES OF AMERICA	152.22	13,338	611,814	16,730
	VIETNAM	10,603.56	335,741	15,400,440	350,475
620199	Men's or boys' anoraks (including ski-jackets), wind-cheaters, wind jackets and similar articles, of other textile materials, not knitted or crocheted	872,560.50	382,592	17,549,497	417,437
	BANGLADESH	89,266.09	47,316	2,170,385	49,782
	CAMBODIA (DEMOCRATIC KAMPUCHEA)	16.66	958	43,943	1,023
	DENMARK	10.05	506	23,210	540
	HONG KONG, CHINA	3,925.88	2,666	122,290	2,768
	JAPAN	43.05	1,568	71,924	1,632
	MALAYSIA	284.26	1,217	55,824	1,272
	PEOPLE'S REPUBLIC OF CHINA	775,116.50	307,246	14,093,374	338,389
	REPUBLIC OF KOREA	650.51	15,157	695,252	15,552
	SINGAPORE	1,242.93	2,418	110,914	2,644
	TAIWAN (REP. OF CHINA)	1,562.45	1,550	71,099	1,688
	THAILAND	422.49	1,272	58,347	1,331
	UK OF GREAT BRITAIN AND N. IRELAND	8.31	207	9,495	221
	UNITED STATES OF AMERICA	11.32	511	23,440	595
6202	Women's or girls' overcoats, car-coats, capes, cloaks, anoraks (including ski-jackets), wind-cheaters, wind-jackets and similar articles, other than those of heading 62.04.	2,556,684.33	14,695,384	674,077,269	14,929,355
620211	Women's or girls' overcoats, raincoats, car-coats, capes, cloaks, and similar articles, of wool or fine animal hair, not knitted or crocheted	1,097.84	56,182	2,577,069	58,916
	GERMANY	15.22	1,294	59,356	1,623
	HONG KONG, CHINA	4.43	87	3,991	91
	ITALY	23.10	3,920	179,810	4,054
	MALAYSIA	51.88	1,288	59,081	1,354
	MOROCCO	12.90	550	25,229	635
	PEOPLE'S REPUBLIC OF CHINA	967.33	47,945	2,199,237	49,434
	ROMANIA	22.98	1,098	50,365	1,725
620212	Women's or girls' overcoats, raincoats, car-coats, capes, cloaks, and similar articles, of cotton, not knitted or crocheted	8,351.97	309,617	14,202,132	319,083

TABLE 8 - Continued

PSCC CODE	COMMODITY AND COUNTRY OF ORIGIN	GROSS WEIGHT (GK)	FOB VALUE		CIF
			DOLLARS	PESOS	DOLLARS
	CAMBODIA (DEMOCRATIC KAMPUCHEA)	52.16	872	39,999	900
	FRANCE	952.21	11,045	506,634	12,289
	HONG KONG, CHINA	4,549.05	167,814	7,697,628	170,938
	MALAYSIA	8.34	168	7,706	177
	PEOPLE'S REPUBLIC OF CHINA	1,837.99	58,576	2,686,881	60,580
	SRI LANKA (CEYLON)	664.93	40,940	1,877,918	42,647
	TAIWAN (REP. OF CHINA)	188.82	27,552	1,263,810	28,831
	VIETNAM	98.47	2,650	121,556	2,721
620213	Women's or girls' overcoats, raincoats, car-coats, capes, cloaks, and similar articles, of man-made fibers, not knitted or crocheted	11,874.43	179,209	8,220,316	188,765
	BANGLADESH	62.72	1,336	61,282	1,384
	HONG KONG, CHINA	180.78	9,990	458,241	10,322
	MALAYSIA	150.02	2,915	133,711	3,116
	PEOPLE'S REPUBLIC OF CHINA	10,540.37	132,040	6,056,675	139,539
	VIETNAM	940.54	32,928	1,510,407	34,404
620219	Women's or girls' overcoats, raincoats, car-coats, capes, cloaks, and similar articles, of other textile materials, not knitted or crocheted	321,810.82	12,274,530	563,032,692	12,394,601
	FRANCE	181.49	1,828	83,850	2,219
	HONG KONG, CHINA	306,813.56	11,854,329	543,758,071	11,950,673
	INDONESIA	458.83	342	15,688	390
	ISRAEL	39.09	1,523	69,860	1,671
	MALAYSIA	89.92	1,841	84,447	1,964
	PEOPLE'S REPUBLIC OF CHINA	7,297.02	24,181	1,109,183	25,324
	SINGAPORE	121.68	15,168	695,756	15,236
	SPAIN	1,495.01	115,961	5,319,131	135,438
	SRI LANKA (CEYLON)	5,314.22	259,357	11,896,706	261,686
620291	Anoraks (including ski-jackets), wind-cheaters, wind jackets and similar articles, other than those of heading 62.04, of wool or fine animal hair	268.61	4,337	198,938	4,497
	BANGLADESH	268.61	4,337	198,938	4,497
620292	Anoraks (including ski-jackets), wind-cheaters, wind jackets and similar articles, other than those of heading 62.04, of cotton	41,758.19	249,507	11,444,887	259,829
	BANGLADESH	4,199.75	68,688	3,150,719	71,048
	CANADA	132.72	2,116	97,061	2,323
	GERMANY	3.65	187	8,578	191
	HONG KONG, CHINA	7,265.50	3,347	153,527	3,483
	MALAYSIA	65.80	1,336	61,282	1,427
	MOROCCO	16.45	608	27,889	670
	PEOPLE'S REPUBLIC OF CHINA	23,678.29	48,738	2,235,612	52,035
	SINGAPORE	3,065.96	1,814	83,208	1,925
	SPAIN	1,247.10	116,594	5,348,167	120,334
	THAILAND	1,938.55	488	22,385	601
	VIETNAM	144.42	5,591	256,459	5,792
620293	Anoraks (including ski-jackets), wind-cheaters, wind jackets and similar articles, other than those of heading 62.04, of man-made fibers	22,962.10	757,646	34,753,224	804,604
	CANADA	18.38	63	2,890	463
	FRANCE	42.36	2,633	120,776	2,812
	GERMANY	36.52	1,365	62,613	1,402
	HONG KONG, CHINA	163.39	8,354	383,198	8,670
	INDONESIA	1,221.82	46,337	2,125,478	49,698
	JAPAN	34.23	2,806	128,711	16,967
	MALAYSIA	24.97	503	23,073	540
	MOROCCO	8.47	361	16,559	417
	PEOPLE'S REPUBLIC OF CHINA	12,539.36	349,803	16,045,464	362,139
	SINGAPORE	4,924.70	183,947	8,437,649	189,597
	SPAIN	46.22	1,926	88,346	2,326
	SRI LANKA (CEYLON)	51.94	1,345	61,695	1,558
	THAILAND	95.26	5,130	235,313	5,280
	VIETNAM	3,754.48	153,073	7,021,459	162,735

TABLE 8 - *Continued*

PSCC CODE	COMMODITY AND COUNTRY OF ORIGIN	GROSS WEIGHT (GK)	FOB VALUE		CIF
			DOLLARS	PESOS	DOLLARS
620299	Anoraks (including ski-jackets), wind-cheaters, wind jackets and similar articles, other than those of heading 62.04, of other textile materials	2,148,560.37	864,356	39,648,011	899,060
	HONG KONG, CHINA	22,240.04	13,879	636,630	15,184
	MALAYSIA	75.80	1,373	62,980	1,457
	PEOPLE'S REPUBLIC OF CHINA	2,125,566.23	749,097	34,361,080	779,653
	SINGAPORE	15.89	913	41,879	947
	UK OF GREAT BRITAIN AND N. IRELAND	0.79	51,304	2,353,314	51,425
	UNITED STATES OF AMERICA	119.26	10,641	488,103	11,105
	VIETNAM	542.36	37,149	1,704,025	39,289
6203	Men's or boys' suits, ensembles, jackets, blazers, trousers, bib and brace overalls, breeches and shorts (other than swimwear).	6,093,906.53	37,328,526	1,712,259,478	39,137,617
620311	Men's or boys' suits, of wool or fine animal hair, not knitted or crocheted	2.69	770	35,320	798
	SWITZERLAND	2.69	770	35,320	798
620312	Men's or boys' suits, of synthetic fibers, not knitted or crocheted	30,008.82	169,511	7,775,469	178,310
	HONG KONG, CHINA	878.42	308	14,128	355
	INDONESIA	27.39	344	15,779	389
	PEOPLE'S REPUBLIC OF CHINA	29,103.01	168,859	7,745,562	177,566
620319	Men's or boys' suits, of other textile materials, not knitted or crocheted	119,401.37	1,496,437	68,641,566	1,565,202
	BANGLADESH	1,953.91	32,885	1,508,435	35,135
	CAMBODIA (DEMOCRATIC KAMPUCHEA)	1,220.48	23,890	1,095,834	26,120
	FRANCE	23.02	963	44,173	1,027
	HONG KONG, CHINA	56,424.19	851,486	39,057,663	892,591
	INDIA	6.76	798	36,604	825
	INDONESIA	1,093.48	15,325	702,958	16,740
	JAPAN	7.79	1,165	53,439	1,280
	PEOPLE'S REPUBLIC OF CHINA	55,876.52	543,294	24,920,895	562,503
	REPUBLIC OF KOREA	354.41	4,178	191,645	4,354
	SWEDEN	41.00	6,969	319,668	7,652
	TAIWAN (REP. OF CHINA)	883.78	5,170	237,148	6,105
	THAILAND	945.36	763	34,999	803
	UNITED STATES OF AMERICA	338.29	6,375	292,422	6,679
	VIETNAM	232.38	3,176	145,683	3,388
620321	Men's or boys' ensembles, of wool or fine animal hair, not knitted or crocheted	50,184.09	40,477	1,856,679	42,103
	INDONESIA	1,815.07	890	40,824	978
	JAPAN	299.38	16,012	734,470	16,876
	PEOPLE'S REPUBLIC OF CHINA	47,975.63	21,135	969,462	21,489
	SINGAPORE	68.51	2,270	104,125	2,578
	TAIWAN (REP. OF CHINA)	25.50	170	7,798	182
620322	Men's or boys' ensembles, of cotton, not knitted or crocheted	58,938.09	615,626	28,238,765	629,407
	BANGLADESH	1,759.02	27,088	1,242,527	28,194
	CAMBODIA (DEMOCRATIC KAMPUCHEA)	44.95	785	36,008	808
	MEXICO	471.32	9,075	416,270	9,972
	PEOPLE'S REPUBLIC OF CHINA	56,554.23	577,973	26,511,622	589,699
	UNITED ARAB EMIRATES, N.E.S.	108.57	705	32,338	734
620323	Men's or boys' ensembles, of synthetic fibers, not knitted or crocheted	187,839.48	1,263,735	57,967,524	1,300,102
	DENMARK	8.25	1,399	64,172	1,438
	HONG KONG, CHINA	1,090.92	1,106	50,732	1,137
	JAPAN	522.86	708	32,476	756
	NEW ZEALAND	3.50	87	3,991	93
	PEOPLE'S REPUBLIC OF CHINA	185,721.41	1,253,552	57,500,431	1,288,453
	REPUBLIC OF KOREA	400.26	3,166	145,224	3,698
	SINGAPORE	40.76	3,528	161,829	4,321
	TAIWAN (REP. OF CHINA)	51.52	189	8,669	206

TABLE 8 - Continued

PSCC CODE	COMMODITY AND COUNTRY OF ORIGIN	GROSS WEIGHT (GK)	FOB VALUE		CIF
			DOLLARS	PESOS	DOLLARS
620329	Men's or boys' ensembles, of other textile materials, not knitted or crocheted	23,935.34	9,237	423,701	9,850
	PEOPLE'S REPUBLIC OF CHINA	22,846.65	8,537	391,592	9,122
	TAIWAN (REP. OF CHINA)	1,088.69	700	32,109	728
620331	Men's or boys' jackets and blazers, of wool or fine animal hair, not knitted or crocheted	2,859.57	96,702	4,435,721	99,992
	GERMANY	17.19	1,461	67,016	1,832
	HONG KONG, CHINA	1.74	299	13,715	339
	MALAYSIA	543.65	11,473	526,267	12,155
	PEOPLE'S REPUBLIC OF CHINA	2,272.70	81,987	3,760,744	84,116
	ROMANIA	19.52	1,251	57,383	1,287
	SPAIN	0.74	46	2,110	48
	UNITED STATES OF AMERICA	4.03	185	8,486	215
620332	Men's or boys' jackets and blazers, of cotton, not knitted or crocheted	255,647.20	2,135,140	97,938,871	2,230,126
	BANGLADESH	2,483.41	42,144	1,933,145	44,027
	CAMBODIA (DEMOCRATIC KAMPUCHEA)	231.26	1,984	91,006	2,156
	FRANCE	42.98	7,601	348,658	8,331
	GREECE	919.17	21,308	977,398	22,633
	HONG KONG, CHINA	53,733.92	908,827	41,687,894	933,942
	INDIA	12.35	2,017	92,520	2,088
	INDONESIA	4,355.54	39,858	1,828,286	43,800
	JAPAN	6,662.81	61,968	2,842,472	64,973
	MALAYSIA	16,265.20	292,657	13,424,177	304,160
	PEOPLE'S REPUBLIC OF CHINA	154,402.69	464,331	21,298,863	494,133
	SINGAPORE	6,429.40	165,469	7,590,063	168,260
	SRI LANKA (CEYLON)	127.83	6,783	311,136	6,916
	TAIWAN (REP. OF CHINA)	21.98	475	21,788	491
	TURKEY	324.18	8,358	383,381	9,107
	UNITED STATES OF AMERICA	3,991.07	19,403	890,016	21,485
	VIETNAM	5,643.41	91,957	4,218,068	103,624
620333	Men's or boys' jackets and blazers, of synthetic fibers, not knitted or crocheted	130,354.94	1,309,063	60,046,721	1,378,023
	AUSTRALIA	1.67	234	10,734	265
	BANGLADESH	1,344.76	25,065	1,149,732	25,986
	CAMBODIA (DEMOCRATIC KAMPUCHEA)	85.12	1,735	79,584	1,802
	FRANCE	1,672.55	53,152	2,438,082	56,994
	HONG KONG, CHINA	14,376.41	257,259	11,800,470	264,850
	INDONESIA	1,860.10	22,986	1,054,368	24,711
	JAPAN	49.97	747	34,265	798
	MALAYSIA	6,876.95	121,731	5,583,801	127,086
	PEOPLE'S REPUBLIC OF CHINA	102,810.37	749,007	34,356,951	793,545
	ROMANIA	7.51	1,880	86,236	1,995
	SINGAPORE	104.44	5,973	273,982	7,039
	SRI LANKA (CEYLON)	117.39	6,261	287,192	6,383
	THAILAND	380.42	25,765	1,181,841	26,999
	VIETNAM	667.28	37,268	1,709,483	39,570
620339	Men's or boys' jackets and blazers, of other textile materials, not knitted or crocheted	48,905.17	695,303	31,893,549	715,321
	AUSTRALIA	53.30	6,164	282,743	6,586
	BANGLADESH	3,607.47	62,261	2,855,912	64,603
	CAMBODIA (DEMOCRATIC KAMPUCHEA)	39.74	254	11,651	271
	CHILE	8.33	135	6,192	143
	FRANCE	357.55	21,476	985,104	22,214
	GERMANY	24.55	1,062	48,714	1,153
	HONG KONG, CHINA	403.48	16,669	764,608	17,378
	INDONESIA	4,152.15	31,288	1,435,181	33,472
	JAPAN	22.57	1,751	80,318	1,909
	MALAYSIA	625.32	10,361	475,259	10,953
	PAKISTAN, ISLAMIC REP. OF	2,060.13	5,082	233,111	5,222
	PEOPLE'S REPUBLIC OF CHINA	31,806.36	94,297	4,325,404	98,521
	SINGAPORE	9.24	691	31,696	710
	SPAIN	5,380.87	415,641	19,065,453	423,006
	SWEDEN	3.96	42	1,927	60
	SWITZERLAND	5.51	1,678	76,970	1,779

TABLE 8 - Continued

PSCC CODE	COMMODITY AND COUNTRY OF ORIGIN	GROSS WEIGHT (GK)	FOB VALUE		CIF DOLLARS
			DOLLARS	PESOS	
	THAILAND	71.39	3,294	151,096	3,582
	TURKEY	6.09	704	32,292	790
	UK OF GREAT BRITAIN AND N. IRELAND	6.67	236	10,825	292
	UNITED STATES OF AMERICA	201.10	16,219	743,965	16,272
	VIETNAM	59.39	5,998	275,128	6,405
620341	Men's or boys' trousers, bib and brace overalls, breeches and shorts, of wool or fine animal hair, not knitted or crocheted	25,706.82	60,105	2,757,016	64,165
	MALAYSIA	226.95	5,283	242,332	5,520
	PEOPLE'S REPUBLIC OF CHINA	22,274.12	43,576	1,998,831	46,660
	ROMANIA	8.51	774	35,503	826
	SINGAPORE	3,194.70	9,928	455,397	10,595
	SWITZERLAND	2.54	544	24,953	564
620342	Men's or boys' trousers, bib and brace overalls, breeches and shorts, of cotton, not knitted or crocheted	2,957,822.98	23,935,656	1,097,928,538	25,096,080
	AUSTRALIA	194.43	7,136	327,328	7,253
	BAHRAIN	1,153.76	25,690	1,178,400	26,768
	BANGLADESH	179,752.04	2,326,215	106,703,482	2,437,243
	CAMBODIA (DEMOCRATIC KAMPUCHEA)	45,609.88	757,915	34,765,561	818,805
	CANADA	69.40	114,264	5,241,290	130,695
	COLOMBIA	4,375.87	65,970	3,026,044	70,561
	DOMINICAN REPUBLIC	3,298.19	54,360	2,493,493	59,681
	EGYPT ARAB REPUBLIC	16,892.12	249,013	11,422,226	268,551
	FRANCE	940.08	27,998	1,284,268	28,852
	GERMANY	850.83	14,253	653,785	15,000
	GREECE	797.96	19,789	907,721	21,095
	HAITI	419.51	8,895	408,014	8,915
	HONG KONG, CHINA	56,025.19	1,255,269	57,579,189	1,284,305
	INDIA	12,925.07	235,700	10,811,559	246,048
	INDONESIA	45,855.12	119,096	5,462,934	130,437
	ITALY	13.22	582	26,696	645
	JAPAN	3,002.20	84,454	3,873,905	86,256
	LESOTHO	4,197.72	39,713	1,821,635	42,941
	MALAYSIA	12,384.89	231,597	10,623,354	244,079
	MEXICO	45,740.97	821,081	37,662,985	900,606
	NICARAGUA	6,377.62	95,057	4,360,265	108,378
	NIGERIA	400.06	6,571	301,412	8,808
	PAKISTAN, ISLAMIC REP. OF	39,619.81	582,770	26,731,659	626,254
	PEOPLE'S REPUBLIC OF CHINA	1,996,847.36	11,747,185	538,843,376	12,158,000
	POLAND	7,137.88	154,664	7,094,438	180,392
	REPUBLIC OF KOREA	72,416.29	40,544	1,859,753	42,419
	SINGAPORE	142,859.39	2,726,574	125,067,950	2,846,228
	SOUTH AFRICA, REP. OF	6,556.76	59,620	2,734,769	63,112
	SPAIN	33.33	254	11,651	441
	SRI LANKA (CEYLON)	1,301.76	22,689	1,040,744	25,652
	THAILAND	2,369.21	9,231	423,426	9,258
	TURKEY	2,930.30	62,839	2,882,425	77,970
	UK OF GREAT BRITAIN AND N. IRELAND	2,205.44	42,379	1,943,925	45,278
	UNITED STATES OF AMERICA	7,576.59	117,774	5,402,293	125,458
	VIETNAM	234,692.73	1,808,515	82,956,583	1,949,696
620343	Men's or boys' trousers, bib and brace overalls, breeches and shorts, of synthetic fibers, not knitted or crocheted	590,624.34	4,741,112	217,474,804	5,001,859
	AUSTRALIA	300.45	898	41,191	1,008
	BANGLADESH	17,795.79	290,361	13,318,859	301,274
	CAMBODIA (DEMOCRATIC KAMPUCHEA)	1,295.84	42,337	1,941,998	43,149
	DENMARK	73.88	5,474	251,092	5,564
	FINLAND	93.96	1,975	90,593	2,886
	FRANCE	4.80	320	14,678	375
	GERMANY	15.82	4,336	198,892	4,633
	HAITI	193.94	4,098	187,975	4,449
	HONG KONG, CHINA	10,588.91	29,787	1,366,330	30,449
	INDIA	145.54	6,047	277,376	6,301
	INDONESIA	4,690.66	57,271	2,627,020	61,223
	ITALY	2.92	62	2,844	65
	MALAYSIA	1,376.77	26,910	1,234,361	28,275
	PEOPLE'S REPUBLIC OF CHINA	499,113.95	1,849,367	84,830,465	1,929,455
	SINGAPORE	10,548.01	568,041	26,056,040	592,892
	SPAIN	30,127.58	1,400,559	64,243,641	1,505,728
	SWEDEN	4.42	153	7,018	164

TABLE 8 - Continued

PSCC CODE	COMMODITY AND COUNTRY OF ORIGIN	GROSS WEIGHT (GK)	FOB VALUE		CIF DOLLARS
			DOLLARS	PESOS	
	THAILAND	2,345.83	45,430	2,083,874	47,407
	TURKEY	15.58	759	34,815	790
	UK OF GREAT BRITAIN AND N. IRELAND	90.27	2,132	97,795	2,273
	UNITED STATES OF AMERICA	57.81	947	43,439	1,020
	VIETNAM	11,741.61	403,848	18,524,508	432,479
620349	Men's or boys' trousers, bib and brace overalls, breeches and shorts, of other synthetic materials, not knitted or crocheted	1,611,675.63	759,652	34,845,234	826,279
	AUSTRALIA	17.70	1,167	53,530	1,200
	BANGLADESH	8,890.63	102,589	4,705,757	106,178
	CAMBODIA (DEMOCRATIC KAMPUCHEA)	102.96	2,335	107,106	2,337
	GERMANY	10.68	97	4,449	100
	HONG KONG, CHINA	66.04	2,279	104,537	2,576
	INDONESIA	10,546.45	11,744	538,697	12,753
	JAPAN	71.60	5,818	266,872	6,041
	MALAYSIA	52.01	1,054	48,347	1,128
	NETHERLANDS	3.25	123	5,642	221
	PEOPLE'S REPUBLIC OF CHINA	1,580,455.03	545,689	25,030,754	603,319
	REPUBLIC OF KOREA	31.74	1,722	78,988	1,998
	SINGAPORE	3,828.89	53,536	2,455,696	55,813
	SPAIN	7.22	79	3,624	83
	THAILAND	6,492.87	2,543	116,647	2,777
	TURKEY	2.56	93	4,266	98
	UNITED STATES OF AMERICA	4.48	5,033	230,864	5,205
	VIETNAM	1,091.52	23,751	1,089,458	24,452
6204	Women's or girls' suits, ensembles, jackets, blazers, dresses, skirts, divided skirts, trousers, bib and brace overalls, breeches and shorts (other than swimwear).	11,633,859.13	22,480,844	1,031,196,325	23,824,798
620411	Women's or girls' suits, of wool or fine animal hair, not knitted or crocheted	2,381.21	1,214	55,686	1,364
	PEOPLE'S REPUBLIC OF CHINA	2,381.21	1,214	55,686	1,364
620412	Women's or girls' suits, of cotton, not knitted or crocheted	206,134.35	222,296	10,196,717	240,296
	HONG KONG, CHINA	8,381.42	46,522	2,133,964	47,966
	ITALY	2.61	134	6,147	194
	JAPAN	73.46	1,874	85,960	2,265
	PEOPLE'S REPUBLIC OF CHINA	181,512.70	165,777	7,604,191	180,175
	REPUBLIC OF KOREA	11,832.77	6,323	290,036	7,630
	SINGAPORE	2.70	36	1,651	43
	THAILAND	4,328.69	1,630	74,768	2,023
620413	Women's or girls' suits, of synthetic fibers, not knitted or crocheted	66,621.33	246,098	11,288,516	255,943
	BANGLADESH	3,698.02	6,365	291,963	6,856
	FRANCE	5,265.25	65,316	2,996,045	69,280
	HONG KONG, CHINA	675.08	5,840	267,881	6,101
	INDIA	288.51	5,799	266,000	5,845
	INDONESIA	51.59	2,314	106,143	2,318
	MALAYSIA	138.60	3,241	148,665	3,328
	MOROCCO	35.71	1,677	76,924	1,703
	PEOPLE'S REPUBLIC OF CHINA	52,842.45	142,859	6,552,942	147,118
	PORTUGAL	142.46	732	33,577	774
	SINGAPORE	3,333.16	8,663	397,372	8,904
	SPAIN	128.95	1,909	87,566	2,254
	THAILAND	21.55	1,383	63,438	1,462
620419	Women's or girls' suits, of other textile materials, not knitted or crocheted	5,003,984.00	1,747,037	80,136,588	1,891,413
	BANGLADESH	88.24	1,441	66,099	1,491
	HONG KONG, CHINA	429,797.19	164,058	7,525,341	179,173
	JAPAN	10.39	5,869	269,211	5,987
	PEOPLE'S REPUBLIC OF CHINA	4,301,065.33	1,468,637	67,366,379	1,587,463
	SINGAPORE	3,025.38	1,266	58,072	1,430
	THAILAND	269,064.14	87,277	4,003,396	96,791
	VIETNAM	933.33	18,489	848,090	19,078
620422	Women's or girls' ensembles, of cotton, not knitted or crocheted	179,707.96	107,982	4,953,134	112,556

TABLE 8 - Continued

PSCC CODE	COMMODITY AND COUNTRY OF ORIGIN	GROSS WEIGHT (GK)	FOB VALUE		CIF
			DOLLARS	PESOS	DOLLARS
	BANGLADESH	1,653.98	27,166	1,246,104	28,396
	CAMBODIA (DEMOCRATIC KAMPUCHEA)	49.52	1,043	47,842	1,081
	FRANCE	671.61	7,726	354,392	8,229
	INDIA	225.96	1,397	64,080	1,855
	MALAYSIA	112.17	2,348	107,703	2,412
	PAKISTAN, ISLAMIC REP. OF	143.30	1,318	60,457	1,408
	PEOPLE'S REPUBLIC OF CHINA	176,332.73	59,141	2,712,798	60,795
	UK OF GREAT BRITAIN AND N. IRELAND	96.63	7,774	356,593	8,307
	UNITED STATES OF AMERICA	422.06	69	3,165	73
620423	Women's or girls' ensembles, of synthetic fibers, not knitted or crocheted	91,971.79	144,027	6,606,518	151,771
	BANGLADESH	2,583.91	1,415	64,906	1,537
	FRANCE	2.37	204	9,357	241
	HONG KONG, CHINA	51,163.80	126,783	5,815,536	133,604
	PEOPLE'S REPUBLIC OF CHINA	38,221.71	15,625	716,719	16,389
620429	Women's or girls' ensembles, of other textile materials, not knitted or crocheted	9,757.80	8,302	380,814	9,390
	BANGLADESH	80.58	1,378	63,209	1,596
	CANADA	1.08	80	3,670	85
	HONG KONG, CHINA	84.19	926	42,476	989
	INDIA	4.47	153	7,018	158
	PEOPLE'S REPUBLIC OF CHINA	9,546.43	5,229	239,854	5,984
	SINGAPORE	6.08	188	8,624	195
	THAILAND	29.60	203	9,312	211
	UNITED STATES OF AMERICA	5.37	145	6,651	172
620431	Women's or girls' jackets and blazers, of wool or fine animal hair, not knitted or crocheted	695.54	22,153	1,016,158	23,423
	CANADA	2.98	201	9,220	296
	MALAYSIA	218.47	4,817	220,956	4,824
	PEOPLE'S REPUBLIC OF CHINA	446.74	15,168	695,756	15,625
	ROMANIA	27.35	1,967	90,226	2,678
620432	Women's or girls' jackets and blazers, of cotton, not knitted or crocheted	69,177.19	485,451	22,267,638	503,906
	BANGLADESH	1,413.92	24,813	1,138,172	26,032
	DEMOCRATIC PEOPLE'S REP. OF KOREA	14,468.28	11,476	526,404	11,800
	FRANCE	378.08	6,465	296,550	7,149
	HONG KONG, CHINA	1,382.91	52,808	2,422,303	53,732
	INDIA	106.39	2,951	135,362	3,079
	INDONESIA	88.44	2,878	132,014	3,085
	ITALY	36.91	2,574	118,069	2,648
	JAPAN	9,898.03	98,894	4,536,268	99,016
	MALAYSIA	499.94	9,693	444,618	10,224
	PEOPLE'S REPUBLIC OF CHINA	38,897.80	265,311	12,169,816	278,648
	ROMANIA	1.79	451	20,687	467
	SINGAPORE	5.00	179	8,211	191
	SPAIN	90.67	1,286	58,989	1,602
	SRI LANKA (CEYLON)	58.41	131	6,009	140
	TURKEY	2.50	225	10,321	422
	UNITED ARAB EMIRATES, N.E.S.	485.75	2,189	100,409	2,251
	UNITED STATES OF AMERICA	6.14	224	10,275	240
	VIETNAM	1,356.23	2,903	133,161	3,180
620433	Women's or girls' jackets and blazers, of synthetic fibers, not knitted or crocheted	46,187.21	595,577	27,319,117	632,359
	BANGLADESH	1,439.90	22,574	1,035,469	23,824
	FRANCE	217.95	2,821	129,399	3,148
	HONG KONG, CHINA	573.74	30,178	1,384,265	30,836
	INDIA	42.98	4,619	211,874	4,971
	INDONESIA	149.01	15,089	692,132	15,915
	MALAYSIA	2,387.00	42,490	1,949,016	45,215
	MOROCCO	36.51	1,434	65,778	1,588
	PEOPLE'S REPUBLIC OF CHINA	39,988.20	407,648	18,698,814	433,662
	ROMANIA	1.77	473	21,697	486
	SINGAPORE	11.79	743	34,081	750

TABLE 8 - Continued

PSCC CODE	COMMODITY AND COUNTRY OF ORIGIN	GROSS WEIGHT (GK)	FOB VALUE		CIF
			DOLLARS	PESOS	DOLLARS
	SPAIN	68.99	8,231	377,556	8,587
	SRI LANKA (CEYLON)	46.96	2,522	115,684	2,903
	VIETNAM	1,222.41	56,755	2,603,352	60,474
620439	Women's or girls' jackets and blazers, of other textile materials, not knitted or crocheted	36,668.30	312,526	14,335,567	359,179
	AUSTRALIA	1,088.13	28,513	1,307,891	30,418
	BANGLADESH	312.21	5,492	251,918	5,705
	CANADA	1.56	110	5,046	113
	CHILE	647.30	1,296	59,448	1,332
	FRANCE	3,158.99	48,360	2,218,273	50,779
	GERMANY	22.47	1,759	80,685	2,093
	HONG KONG, CHINA	343.01	8,901	408,289	9,206
	INDIA	34.12	4,686	214,947	4,861
	INDONESIA	11,258.35	2,344	107,519	2,444
	JAPAN	4.25	121	5,550	185
	KUWAIT	3.48	2,749	126,097	3,097
	MALAYSIA	402.13	8,037	368,657	8,300
	PEOPLE'S REPUBLIC OF CHINA	15,104.14	173,044	7,937,528	182,821
	ROMANIA	20.12	1,541	70,686	1,631
	SINGAPORE	104.61	1,801	82,612	1,883
	SPAIN	3,750.25	21,620	991,709	52,084
	UK OF GREAT BRITAIN AND N. IRELAND	411.39	1,968	90,272	2,036
	UNITED STATES OF AMERICA	1.79	184	8,440	191
620441	Women's or girls' dresses, of wool or fine animal hair, not knitted or crocheted	9,429.39	2,933	134,537	3,359
	PEOPLE'S REPUBLIC OF CHINA	9,429.39	2,933	134,537	3,359
620442	Women's or girls' dresses, of cotton, not knitted or crocheted	505,499.29	1,260,505	57,819,363	1,343,157
	BANGLADESH	1,217.14	21,676	994,278	22,922
	CAMBODIA (DEMOCRATIC KAMPUCHEA)	217.07	4,077	187,012	4,215
	FRANCE	2,813.21	34,873	1,599,625	38,571
	HONG KONG, CHINA	10,596.90	163,498	7,499,653	167,459
	INDIA	872.02	23,490	1,077,486	24,117
	INDONESIA	45,975.84	18,889	866,438	23,624
	JAPAN	1,078.03	12,531	574,797	13,110
	MALAYSIA	1,461.69	28,440	1,304,543	29,485
	MOROCCO	15.01	636	29,173	726
	PEOPLE'S REPUBLIC OF CHINA	419,377.82	673,320	30,885,188	724,816
	SINGAPORE	5,576.46	95,457	4,378,613	102,140
	SPAIN	928.15	59,198	2,715,412	62,987
	SRI LANKA (CEYLON)	339.03	14,515	665,803	15,135
	THAILAND	3,810.15	2,799	128,390	3,004
	UNITED ARAB EMIRATES, N.E.S.	47.50	75	3,440	687
	UNITED STATES OF AMERICA	9,814.07	104,301	4,784,287	107,246
	VIETNAM	1,359.20	2,730	125,225	2,913
620443	Women's or girls' dresses, of synthetic fibers, not knitted or crocheted	404,019.42	1,657,194	76,015,492	1,724,937
	BANGLADESH	417.25	11,833	542,780	12,234
	FRANCE	233.67	14,617	670,482	15,195
	HONG KONG, CHINA	130,778.70	188,872	8,663,559	194,931
	INDIA	2,034.88	44,556	2,043,784	45,669
	INDONESIA	37.41	897	41,145	923
	ITALY	39.04	2,665	122,244	2,753
	MALAYSIA	7,119.81	145,125	6,656,884	150,917
	MOROCCO	83.75	3,260	149,536	3,580
	PEOPLE'S REPUBLIC OF CHINA	252,747.78	960,857	44,074,511	1,002,868
	PORTUGAL	39.60	249	11,422	392
	SINGAPORE	1,664.16	53,971	2,475,650	56,212
	SPAIN	455.92	19,457	892,493	21,738
	SRI LANKA (CEYLON)	133.92	7,131	327,099	7,271
	TAIWAN (REP. OF CHINA)	35.52	86	3,945	91
	THAILAND	7,891.58	200,347	9,189,917	206,325
	TURKEY	26.65	1,377	63,163	1,645
	VIETNAM	279.78	1,894	86,878	2,193
620444	Women's or girls' dresses, of artificial fibers, not knitted or crocheted	98,509.50	770,034	35,321,460	807,580

TABLE 8 - Continued

PSCC CODE	COMMODITY AND COUNTRY OF ORIGIN	GROSS WEIGHT (GK)	FOB VALUE		CIF
			DOLLARS	PESOS	DOLLARS
	FRANCE	171.38	11,276	517,230	11,828
	HONG KONG, CHINA	32.07	2,285	104,813	2,362
	INDIA	609.78	10,440	478,883	11,026
	ITALY	12.84	880	40,366	981
	MALAYSIA	2,238.29	47,707	2,188,320	49,966
	MOROCCO	277.57	11,985	549,752	12,968
	PEOPLE'S REPUBLIC OF CHINA	94,516.86	662,004	30,366,123	692,242
	ROMANIA	62.94	2,328	106,785	2,392
	SINGAPORE	128.67	2,111	96,832	2,220
	SPAIN	357.11	15,170	695,848	17,429
	SRI LANKA (CEYLON)	64.27	2,474	113,482	2,667
	TURKEY	5.01	232	10,642	323
	VIETNAM	32.71	1,142	52,384	1,176
620449	Women's or girls' dresses, of other textile materials, not knitted or crocheted	1,073,049.95	880,355	40,381,888	952,073
	AUSTRALIA	13,457.11	15,096	692,454	16,837
	BANGLADESH	209.87	3,436	157,610	3,550
	CANADA	13.55	646	29,632	683
	FRANCE	17.02	1,124	51,558	1,170
	HONG KONG, CHINA	96,214.95	351,967	16,144,727	375,801
	INDIA	23.61	3,682	168,893	3,841
	INDONESIA	9,707.34	5,415	248,386	5,849
	JAPAN	51.88	177	8,119	435
	MALAYSIA	212.86	5,006	229,626	5,334
	PEOPLE'S REPUBLIC OF CHINA	949,963.12	487,374	22,355,846	531,866
	REPUBLIC OF KOREA	2,418.38	2,503	114,813	2,576
	ROMANIA	3.33	158	7,247	162
	SINGAPORE	41.19	1,541	70,686	1,645
	TAIWAN (REP. OF CHINA)	52.86	999	45,825	1,030
	UNITED STATES OF AMERICA	662.88	1,231	56,466	1,294
620451	Women's or girls' skirts and divided skirts, of wool or fine animal hair, not knitted or crocheted	275.69	9,995	458,471	10,376
	PEOPLE'S REPUBLIC OF CHINA	275.69	9,995	458,471	10,376
620452	Women's or girls' skirts and divided skirts, of cotton, not knitted or crocheted	74,073.31	572,008	26,238,006	600,731
	BANGLADESH	1,281.61	22,055	1,011,663	23,210
	FRANCE	641.47	14,060	644,932	15,066
	HONG KONG, CHINA	3,866.46	105,147	4,823,093	107,852
	INDIA	117.77	2,025	92,887	2,253
	INDONESIA	746.12	18,112	830,797	19,490
	ITALY	77.00	5,182	237,698	5,332
	JAPAN	2,233.45	2,816	129,170	3,221
	MALAYSIA	1,051.28	22,174	1,017,121	23,334
	PAKISTAN, ISLAMIC REP. OF	14,021.71	288,880	13,250,926	302,856
	PEOPLE'S REPUBLIC OF CHINA	48,672.94	86,081	3,948,535	91,965
	REPUBLIC OF KOREA	17.07	142	6,514	148
	SINGAPORE	53.94	1,043	47,842	1,190
	SPAIN	20.01	806	36,971	930
	TURKEY	21.09	855	39,219	939
	VIETNAM	1,251.39	2,630	120,638	2,945
620453	Women's or girls' skirts and divided skirts, of synthetic materials, not knitted or crocheted	54,814.94	409,718	18,793,765	435,866
	BANGLADESH	1,017.57	17,972	824,376	18,689
	FRANCE	76.75	3,790	173,847	4,126
	HONG KONG, CHINA	421.59	19,471	893,135	19,760
	INDIA	285.96	6,748	309,531	7,290
	INDONESIA	234.43	5,171	237,194	5,780
	ITALY	19.79	1,294	59,356	1,416
	MALAYSIA	690.73	16,669	764,607	17,626
	PEOPLE'S REPUBLIC OF CHINA	51,449.95	315,075	14,452,490	335,430
	SINGAPORE	36.29	1,483	68,025	1,536
	SPAIN	137.20	13,752	630,804	14,501
	TAIWAN (REP. OF CHINA)	47.47	275	12,614	294
	VIETNAM	397.21	8,018	367,786	9,418

TABLE 8 - Continued

PSCC CODE	COMMODITY AND COUNTRY OF ORIGIN	GROSS WEIGHT (GK)	FOB VALUE		CIF
			DOLLARS	PESOS	DOLLARS
620459	Women's or girls' skirts and divided skirts, of other textile materials, not knitted or crocheted	94,401.56	102,947	4,722,180	110,299
	BANGLADESH	1,845.49	3,287	150,775	3,422
	FRANCE	107.29	7,274	333,658	7,766
	HONG KONG, CHINA	342.20	1,453	66,649	1,520
	INDIA	33.22	690	31,650	718
	INDONESIA	6,524.46	3,824	175,407	4,098
	ITALY	20.85	1,402	64,310	1,562
	JAPAN	15.87	274	12,568	310
	MALAYSIA	394.06	9,960	456,866	10,626
	MOROCCO	5.38	190	8,715	197
	PEOPLE'S REPUBLIC OF CHINA	78,359.33	70,777	3,246,541	75,729
	SINGAPORE	8.32	288	13,211	308
	THAILAND	2,661.68	979	44,907	1,075
	TURKEY	16.69	857	39,311	1,270
	VIETNAM	4,066.72	1,692	77,612	1,698
620461	Women's or girls' trousers, bib and brace overalls, breeches and shorts (other than swimwear), of wool or fine animal hair, not knitted or crocheted	581.56	14,789	678,372	16,007
	BANGLADESH	101.52	1,588	72,842	1,647
	HONG KONG, CHINA	1.73	26	1,193	29
	MALAYSIA	11.09	259	11,880	307
	PEOPLE'S REPUBLIC OF CHINA	440.35	10,029	460,030	10,838
	SINGAPORE	26.87	2,887	132,427	3,186
620462	Women's or girls' trousers, bib and brace overalls, breeches and shorts (other than swimwear), of cotton, not knitted or crocheted	2,160,606.66	9,964,748	457,082,991	10,483,806
	AUSTRALIA	238.98	7,638	350,355	8,430
	BAHRAIN	926.14	16,147	740,663	16,685
	BANGLADESH	60,427.31	1,105,639	50,715,661	1,145,481
	CAMBODIA (DEMOCRATIC KAMPUCHEA)	16,616.76	317,894	14,581,798	342,355
	CANADA	17,536.69	5,135	235,542	5,650
	EGYPT ARAB REPUBLIC	1,495.29	23,859	1,094,412	24,532
	FRANCE	3,394.80	54,298	2,490,649	58,372
	GERMANY	182.31	6,961	319,301	7,047
	HONG KONG, CHINA	9,455.24	123,794	5,678,431	128,447
	INDIA	1,364.51	22,940	1,052,258	23,797
	INDONESIA	2,770.63	10,555	484,158	11,219
	ITALY	12.73	821	37,659	919
	JAPAN	190.92	6,632	304,210	6,837
	MALAYSIA	23,209.74	482,919	22,151,495	504,590
	MOROCCO	117.77	5,252	240,909	5,900
	PAKISTAN, ISLAMIC REP. OF	11,862.22	106,352	4,878,366	115,927
	PEOPLE'S REPUBLIC OF CHINA	1,127,907.20	4,427,337	203,081,948	4,626,330
	REPUBLIC OF KOREA	1,317.39	6,019	276,092	6,237
	ROMANIA	3.14	80	3,670	96
	SINGAPORE	32,580.57	507,592	23,283,245	526,031
	SOUTH AFRICA, REP. OF	180.27	3,269	149,949	3,403
	SPAIN	16,306.22	650,557	29,841,050	682,998
	SRI LANKA (CEYLON)	25,053.56	492,160	22,575,379	527,079
	THAILAND	728,427.71	273,977	12,567,325	308,556
	TURKEY	1,787.92	64,374	2,952,835	76,391
	UK OF GREAT BRITAIN AND N. IRELAND	663.82	4,385	201,140	5,085
	UNITED STATES OF AMERICA	16,694.51	123,438	5,662,101	130,854
	VIETNAM	59,882.31	1,114,724	51,132,390	1,184,558
620463	Women's or girls' trousers, bib and brace overalls, breeches and shorts (other than swimwear), of synthetic fibers, not knitted or crocheted	461,273.40	1,625,438	74,558,844	1,726,935
	AUSTRALIA	460.27	12,348	566,403	13,680
	BANGLADESH	18,356.32	108,301	4,967,767	113,773
	CAMBODIA (DEMOCRATIC KAMPUCHEA)	90.03	3,386	155,316	3,513
	DEMOCRATIC PEOPLE'S REP. OF KOREA	5,061.25	2,661	122,060	2,736
	FRANCE	147.34	2,725	124,996	3,005
	HONG KONG, CHINA	6,313.11	51,971	2,383,910	53,038
	INDIA	1,303.57	27,195	1,247,435	28,285
	INDONESIA	3,843.19	99,442	4,561,405	103,943
	JAPAN	2,253.23	42,650	1,956,356	43,977
	MALAYSIA	4,998.49	113,541	5,208,126	118,635

TABLE 8 - Continued

PSCC CODE	COMMODITY AND COUNTRY OF ORIGIN	GROSS WEIGHT (GK)	FOB VALUE		CIF DOLLARS
			DOLLARS	PESOS	
	MOROCCO	119.62	4,665	213,984	5,194
	PEOPLE'S REPUBLIC OF CHINA	394,376.56	789,766	36,226,566	856,616
	REPUBLIC OF KOREA	635.84	2,426	111,281	2,464
	ROMANIA	9.81	1,011	46,375	1,046
	SINGAPORE	7,114.64	161,552	7,410,390	167,618
	SPAIN	136.89	5,823	267,101	6,532
	SWEDEN	1.52	77	3,532	80
	THAILAND	8,528.04	67,926	3,115,766	69,369
	TURKEY	17.80	1,268	58,163	1,537
	UNITED STATES OF AMERICA	4.58	243	11,146	250
	VIETNAM	7,501.30	126,461	5,800,766	131,644
620469	Women's or girls' trousers, bib and brace overalls, breeches and shorts (other than swimwear), of other textile materials, not knitted or crocheted	984,037.78	1,317,517	60,434,503	1,428,072
	AUSTRALIA	212.91	6,241	286,274	7,454
	BANGLADESH	7,968.82	19,582	898,226	20,742
	CAMBODIA (DEMOCRATIC KAMPUCHEA)	91.66	1,686	77,337	1,740
	FRANCE	55.28	3,393	155,637	3,703
	GERMANY	38.67	371	17,018	418
	HONG KONG, CHINA	19,717.14	231,840	10,634,501	246,275
	INDIA	69.00	1,205	55,273	1,262
	INDONESIA	4,682.89	6,043	277,192	7,005
	JAPAN	202.11	1,058	48,531	1,206
	MALAYSIA	2,033.28	40,568	1,860,854	42,230
	MOROCCO	11.58	498	22,843	541
	PEOPLE'S REPUBLIC OF CHINA	915,269.14	681,362	31,254,075	720,579
	REPUBLIC OF KOREA	31.74	1,722	78,988	1,998
	SINGAPORE	57.07	2,312	106,051	2,462
	SPAIN	3,988.07	48,154	2,208,824	70,779
	SRI LANKA (CEYLON)	7,514.19	141,445	6,488,082	148,394
	SWEDEN	21.66	799	36,650	848
	TURKEY	34.37	1,097	50,319	1,166
	UK OF GREAT BRITAIN AND N. IRELAND	504.32	3,155	144,720	6,602
	UNITED STATES OF AMERICA	15,068.18	98,116	4,500,581	114,585
	VIETNAM	6,465.70	26,870	1,232,527	28,083
6205	Men's or boys' shirts.	6,194,325.81	40,339,262	1,850,361,945	41,743,895
620510	Men's or boys' shirts, of wool or fine animal hair, not knitted or crocheted	55,250.71	338,193	15,512,913	347,851
	BANGLADESH	6,221.15	1,785	81,878	1,836
	HONG KONG, CHINA	16,359.97	87,020	3,991,607	89,512
	JAPAN	115.69	3,370	154,582	3,465
	JORDAN	202.99	5,831	267,468	5,850
	MALAYSIA	276.55	2,911	133,528	3,264
	PAKISTAN, ISLAMIC REP. OF	213.95	3,378	154,949	3,667
	PEOPLE'S REPUBLIC OF CHINA	27,111.24	181,438	8,322,561	184,460
	THAILAND	3,602.61	40,361	1,851,359	42,358
	UNITED STATES OF AMERICA	1,146.56	12,099	554,981	13,439
620520	Men's or boys' shirts, of cotton, not knitted or crocheted	3,642,392.46	37,174,683	1,705,202,708	38,366,032
	AUSTRALIA	1,947.94	54,523	2,500,970	56,588
	BAHRAIN	89.69	3,662	167,976	4,863
	BANGLADESH	122,445.55	2,185,472	100,247,600	2,258,452
	CAMBODIA (DEMOCRATIC KAMPUCHEA)	5,168.46	16,476	755,754	17,384
	CANADA	1.86	106	4,862	131
	CZECH REPUBLIC (CZECHOSLOVAKIA)	27.78	77	3,532	985
	DEMOCRATIC PEOPLE'S REP. OF KOREA	15,565.08	5,752	263,844	5,770
	DENMARK	163.86	3,783	173,526	4,841
	FRANCE	12,365.12	346,503	15,894,093	359,056
	GERMANY	34.51	280	12,844	288
	HONG KONG, CHINA	772,418.29	14,848,009	681,078,173	15,209,472
	INDIA	9,816.52	153,470	7,039,669	161,830
	INDONESIA	28,079.89	32,337	1,483,298	35,234
	ITALY	37.77	4,245	194,718	4,769
	JAPAN	16,266.17	310,573	14,245,984	317,046
	MALAYSIA	108,563.01	2,344,097	107,523,730	2,410,466
	MAURITIUS	564.75	16,701	766,075	17,908
	NORWAY	200.39	399	18,302	410
	PEOPLE'S REPUBLIC OF CHINA	2,068,744.11	6,582,098	301,920,835	6,899,490

TABLE 8 - Continued

PSCC CODE	COMMODITY AND COUNTRY OF ORIGIN	GROSS WEIGHT (GK)	FOB VALUE		CIF
			DOLLARS	PESOS	DOLLARS
	REPUBLIC OF KOREA	10,096.46	7,371	338,108	8,632
	SINGAPORE	140,292.23	4,525,622	207,590,281	4,636,659
	SPAIN	46,116.48	3,241,453	148,685,449	3,321,270
	SRI LANKA (CEYLON)	728.97	30,849	1,415,043	31,923
	SWEDEN	0.73	39	1,789	41
	SWITZERLAND	3.93	252	11,559	287
	TAIWAN (REP. OF CHINA)	488.22	197	9,036	231
	THAILAND	126,263.00	1,213,319	55,654,943	1,273,063
	TURKEY	11.31	376	17,247	790
	UK OF GREAT BRITAIN AND N. IRELAND	1.67	760	34,861	860
	UNITED ARAB EMIRATES, N.E.S.	19.17	30	1,376	272
	UNITED STATES OF AMERICA	68,604.83	833,229	38,220,214	885,838
	VIETNAM	87,264.71	412,623	18,927,017	441,183
620530	Men's or boys' shirts, of man-made fibers, not knitted or crocheted	419,585.24	1,412,926	64,810,914	1,480,644
	AUSTRALIA	25.14	1,886	86,511	2,059
	BANGLADESH	36,854.33	134,759	6,181,395	141,824
	FRANCE	0.85	28	1,284	33
	HONG KONG, CHINA	5,746.15	79,045	3,625,794	81,607
	INDIA	455.06	7,006	321,365	7,345
	INDONESIA	5,259.25	3,790	173,847	4,309
	MALAYSIA	706.62	11,870	544,477	12,536
	PAKISTAN, ISLAMIC REP. OF	4,611.25	4,466	204,855	5,080
	PEOPLE'S REPUBLIC OF CHINA	271,093.85	636,952	29,216,988	665,329
	REPUBLIC OF KOREA	13,918.54	6,602	302,834	7,608
	SINGAPORE	34,129.01	33,951	1,557,332	37,581
	SPAIN	6,087.74	333,354	15,290,948	351,205
	SRI LANKA (CEYLON)	13.96	1,106	50,732	1,109
	THAILAND	9,602.11	116,692	5,352,662	118,327
	UK OF GREAT BRITAIN AND N. IRELAND	20.88	1,478	67,796	1,711
	UNITED STATES OF AMERICA	11.19	1,634	74,952	1,885
	VIETNAM	31,049.31	38,307	1,757,142	41,096
620590	Men's or boys' shirts, of other textile materials, not knitted or crocheted	2,077,097.40	1,413,460	64,835,410	1,549,368
	ARGENTINA	2.21	59	2,706	70
	AUSTRALIA	117.01	4,854	222,653	5,045
	BANGLADESH	112,277.62	131,125	6,014,704	141,320
	CHILE	8.36	148	6,789	156
	CZECH REPUBLIC (CZECHOSLOVAKIA)	26.97	75	3,440	78
	EGYPT ARAB REPUBLIC	28.34	217	9,954	224
	FRANCE	280.61	34,530	1,583,891	37,091
	GERMANY	38.02	258	11,834	347
	HONG KONG, CHINA	114,769.80	44,559	2,043,921	48,932
	INDIA	15,160.41	26,597	1,220,005	28,688
	INDONESIA	13,142.20	13,515	619,933	14,908
	IRELAND	13.54	765	35,091	792
	ITALY	5.23	229	10,504	246
	JAPAN	53.65	2,723	124,904	2,823
	LAO PEOPLE'S DEMOCRATIC REPUBLIC (LAOS)	13.45	1,728	79,263	1,730
	MALAYSIA	820.81	1,681	77,107	1,728
	PAKISTAN, ISLAMIC REP. OF	5,292.59	3,665	168,114	3,916
	PANAMA	280.73	1,460	66,970	1,780
	PEOPLE'S REPUBLIC OF CHINA	1,629,778.98	720,202	33,035,666	812,672
	REPUBLIC OF KOREA	11,593.15	3,319	152,243	3,788
	SINGAPORE	12,549.58	158,454	7,268,285	168,920
	SRI LANKA (CEYLON)	50.80	1,159	53,163	1,207
	TAIWAN (REP. OF CHINA)	672.41	321	14,724	375
	THAILAND	84,948.26	199,472	9,149,781	205,783
	UK OF GREAT BRITAIN AND N. IRELAND	14.37	698	32,017	718
	UNITED ARAB EMIRATES, N.E.S.	5,920.94	4,483	205,635	4,493
	UNITED STATES OF AMERICA	4,952.94	12,275	563,054	13,055
	VIETNAM	64,284.42	44,889	2,059,059	48,483
6206	Women's or girls' blouses, shirts and shirt-blouses.	4,942,605.24	13,256,346	608,068,592	13,886,516
620610	Women's or girls' blouses, shirts and shirt-blouses, of silk or silk waste, not knitted or crocheted	353,274.51	146,588	6,723,992	155,317
	PEOPLE'S REPUBLIC OF CHINA	353,274.51	146,588	6,723,992	155,317

TABLE 8 - Continued

PSCC CODE	COMMODITY AND COUNTRY OF ORIGIN	GROSS WEIGHT (GK)	FOB VALUE		CIF
			DOLLARS	PESOS	DOLLARS
620620	Women's or girls' blouses, shirts and shirt-blouses, of wool or fine animal hair, not knitted or crocheted	6,218.58	25,595	1,174,042	27,853
	BANGLADESH	536.33	12,890	591,264	13,485
	CANADA	0.87	103	4,725	107
	MALAYSIA	124.48	2,605	119,491	2,676
	PEOPLE'S REPUBLIC OF CHINA	2,577.91	2,258	103,574	2,525
	ROMANIA	22.27	1,568	71,924	2,265
	SINGAPORE	2.20	234	10,734	260
	THAILAND	2,675.58	661	30,320	736
	VIETNAM	278.94	5,276	242,010	5,799
620630	Women's or girls' blouses, shirts and shirt-blouses, of cotton, not knitted or crocheted	1,309,364.34	7,694,052	352,926,166	8,023,234
	AUSTRALIA	791.03	29,067	1,333,303	31,175
	BANGLADESH	16,885.99	260,498	11,949,043	271,117
	CAMBODIA (DEMOCRATIC KAMPUCHEA)	164.54	2,916	133,757	3,020
	CANADA	1.13	77	3,532	82
	DEMOCRATIC PEOPLE'S REP. OF KOREA	38,778.54	22,894	1,050,148	23,495
	FRANCE	108,891.61	459,083	21,058,137	488,524
	HONG KONG, CHINA	36,348.36	1,480,040	67,889,435	1,501,835
	INDIA	3,202.10	56,994	2,614,315	59,322
	INDONESIA	24,683.73	79,759	3,658,545	85,342
	ITALY	24.29	3,394	155,683	3,632
	MADAGASCAR, DEMOCRATIC REP. OF	65.12	4,788	219,626	5,163
	MALAYSIA	2,325.59	44,798	2,054,884	47,437
	MOROCCO	77.50	3,216	147,518	3,664
	NETHERLANDS	4.25	1,400	64,218	1,439
	PEOPLE'S REPUBLIC OF CHINA	788,950.43	2,284,914	104,809,005	2,367,339
	REPUBLIC OF KOREA	5,646.06	4,393	201,507	4,822
	ROMANIA	5.91	865	39,678	992
	SINGAPORE	20,241.30	321,040	14,726,105	332,667
	SOUTH AFRICA, REP. OF	48.11	3,301	151,417	3,586
	SPAIN	38,796.54	2,115,657	97,045,187	2,244,149
	SRI LANKA (CEYLON)	3,750.53	160,955	7,383,006	167,733
	SWITZERLAND	24.92	9,421	432,141	9,681
	THAILAND	184,184.03	126,102	5,784,299	133,631
	TURKEY	7.34	412	18,898	637
	UK OF GREAT BRITAIN AND N. IRELAND	1,273.57	4,513	207,011	7,094
	UNITED STATES OF AMERICA	8,302.74	49,980	2,292,583	53,446
	VIETNAM	25,889.08	163,575	7,503,185	172,210
620640	Women's or girls' blouses, shirts and shirt-blouses, of man-made fibers, not knitted or crocheted	886,736.00	4,311,846	197,784,376	4,507,574
	AUSTRALIA	61.79	2,618	120,088	2,925
	BANGLADESH	7,615.74	67,498	3,096,133	70,860
	CAMBODIA (DEMOCRATIC KAMPUCHEA)	4,969.42	5,143	235,909	5,419
	FRANCE	2,072.93	57,143	2,621,149	60,425
	GERMANY	27.18	1,390	63,759	1,692
	HONG KONG, CHINA	12,387.63	73,746	3,382,729	78,382
	INDIA	4,237.15	97,292	4,462,784	101,169
	INDONESIA	31,266.29	47,330	2,171,027	50,280
	ITALY	210.52	14,418	661,354	14,705
	JAPAN	2,457.07	11,709	537,092	14,865
	MALAYSIA	12,787.63	269,053	12,341,461	281,168
	MOROCCO	404.38	15,807	725,067	17,507
	PEOPLE'S REPUBLIC OF CHINA	476,092.26	1,625,501	74,561,731	1,698,812
	REPUBLIC OF KOREA	29,959.42	16,788	770,066	18,163
	SINGAPORE	1,722.94	21,581	989,920	23,750
	SPAIN	29,263.56	1,640,457	75,247,763	1,699,903
	SRI LANKA (CEYLON)	737.92	31,300	1,435,731	33,129
	SWEDEN	0.87	71	3,257	87
	TAIWAN (REP. OF CHINA)	2,871.88	4,755	218,112	4,952
	THAILAND	40,419.31	92,403	4,238,526	98,105
	TURKEY	498.34	24,155	1,107,990	27,793
	UK OF GREAT BRITAIN AND N. IRELAND	2,742.05	13,459	617,364	13,666
	UNITED STATES OF AMERICA	889.45	11,743	538,651	12,698
	VIETNAM	223,040.27	166,486	7,636,713	177,119
620690	Women's or girls' blouses, shirts and shirt-blouses, of other textile materials, not knitted or crocheted	2,387,011.81	1,078,265	49,460,016	1,172,538

TABLE 8 - Continued

PSCC CODE	COMMODITY AND COUNTRY OF ORIGIN	GROSS WEIGHT (GK)	FOB VALUE		CIF
			DOLLARS	PESOS	DOLLARS
	BAHAMAS	1,391.27	1,173	53,806	1,253
	BANGLADESH	39,042.18	39,073	1,792,279	42,849
	HONG KONG, CHINA	138,974.17	58,947	2,703,899	64,960
	INDIA	200.30	8,997	412,692	9,425
	INDONESIA	54,023.92	16,578	760,433	17,879
	JAPAN	935.23	1,285	58,943	1,622
	MALAYSIA	366.53	7,062	323,934	7,591
	PAKISTAN, ISLAMIC REP. OF	2,078.57	873	40,045	1,029
	PEOPLE'S REPUBLIC OF CHINA	1,964,080.56	781,484	35,846,671	850,408
	REPUBLIC OF KOREA	51,760.32	19,113	876,713	21,740
	ROMANIA	4.66	221	10,137	228
	SINGAPORE	40,002.23	76,187	3,494,698	81,659
	SPAIN	523.48	33,406	1,532,333	34,864
	SRI LANKA (CEYLON)	177.41	5,504	252,468	5,881
	THAILAND	84,038.73	23,832	1,093,174	26,551
	UNITED STATES OF AMERICA	354.63	641	29,403	685
	VIETNAM	9,057.62	3,889	178,388	3,914
6207	Men's or boys' singlets and other vests, underpants, briefs, nightshirts, pyjamas, bathrobes, dressing gowns and similar articles.	1,700,472.74	937,566	43,006,151	1,005,773
620711	Men's or boys' underpants and briefs, of cotton, not knitted or crocheted	1,326,198.49	676,252	31,019,678	726,997
	CAMBODIA (DEMOCRATIC KAMPUCHEA)	5,023.45	2,662	122,106	2,922
	HONG KONG, CHINA	28,522.83	21,174	971,251	21,987
	PEOPLE'S REPUBLIC OF CHINA	1,286,722.98	582,051	26,698,679	628,823
	SINGAPORE	5,493.16	68,174	3,127,141	71,005
	UNITED STATES OF AMERICA	436.07	2,191	100,501	2,260
620719	Men's or boys' underpants and briefs, of other textile materials, not knitted or crocheted	127,288.07	83,564	3,833,081	86,523
	HONG KONG, CHINA	7,592.34	28,706	1,316,744	29,711
	INDONESIA	41.78	442	20,275	477
	PEOPLE'S REPUBLIC OF CHINA	119,653.95	54,416	2,496,062	56,335
620721	Men's or boys' nightshirts and pyjamas, of cotton, not knitted or crocheted	17,263.48	6,784	311,182	7,879
	BANGLADESH	25.68	466	21,375	489
	PEOPLE'S REPUBLIC OF CHINA	17,237.80	6,318	289,807	7,390
620722	Men's or boys' nightshirts and pyjamas, of man-made fibers, not knitted or crocheted	7,586.25	3,068	140,729	3,324
	PEOPLE'S REPUBLIC OF CHINA	7,586.25	3,068	140,729	3,324
620729	Men's or boys' nightshirts and pyjamas, of other textile materials, not knitted or crocheted	11,642.37	2,803	128,574	3,138
	PEOPLE'S REPUBLIC OF CHINA	11,642.37	2,803	128,574	3,138
620791	Men's or boys' singlets and other vests, bathrobes, dressing gowns and similar articles, of cotton, not knitted or crocheted	4,124.46	39,659	1,819,158	41,480
	HONG KONG, CHINA	1,315.39	13,098	600,805	13,495
	MALAYSIA	3.33	308	14,128	329
	PEOPLE'S REPUBLIC OF CHINA	2,647.31	22,012	1,009,690	23,264
	TAIWAN (REP. OF CHINA)	94.81	2,455	112,611	2,556
	UNITED STATES OF AMERICA	63.62	1,786	81,924	1,836
620792	Men's or boys' singlets and other vests, bathrobes, dressing gowns and similar articles, of man-made fibers, not knitted or crocheted	144,250.63	78,965	3,622,124	85,552
	AUSTRALIA	156.82	1,368	62,750	1,486
	HONG KONG, CHINA	4,838.44	436	19,999	466
	JAPAN	5.22	945	43,347	945
	PEOPLE'S REPUBLIC OF CHINA	138,720.68	63,167	2,897,470	68,937
	SPAIN	2.42	25	1,147	30
	THAILAND	16.52	988	45,320	1,074
	UNITED STATES OF AMERICA	510.53	12,036	552,091	12,614

TABLE 8 - Continued

PSCC CODE	COMMODITY AND COUNTRY OF ORIGIN	GROSS WEIGHT (GK)	FOB VALUE		CIF
			DOLLARS	PESOS	DOLLARS
620799	Men's or boys' singlets and other vests, bathrobes, dressing gowns and similar articles, of other textile materials, not knitted or crocheted	62,118.99	46,471	2,131,625	50,880
	AUSTRALIA	5.60	172	7,890	202
	JAPAN	9.00	21	963	23
	MALAYSIA	110.65	2,363	108,391	2,429
	PEOPLE'S REPUBLIC OF CHINA	61,784.72	39,058	1,791,590	42,967
	SINGAPORE	110.21	1,556	71,374	1,604
	TAIWAN (REP. OF CHINA)	41.60	1,251	57,383	1,538
	UNITED STATES OF AMERICA	57.21	2,050	94,034	2,117
6208	Women's or girls' singlets and other vests, slips, petticoats, briefs, panties, nightdresses, pyjamas, negligés, bathrobes, dressing gowns and similar articles.	1,528,897.46	2,083,566	95,573,171	2,189,552
620819	Women's or girls' slips and petticoats, of other textile materials, not knitted or crocheted	18,151.02	40,970	1,879,295	47,085
	JAPAN	4.17	541	24,816	577
	PEOPLE'S REPUBLIC OF CHINA	2,564.51	12,157	557,642	13,620
	TAIWAN (REP. OF CHINA)	15,582.34	28,272	1,296,837	32,888
620821	Women's or girls' nightdresses and pyjamas, of cotton, not knitted or crocheted	8,939.04	116,320	5,335,598	124,776
	BANGLADESH	47.52	822	37,705	852
	FRANCE	349.95	2,977	136,555	3,370
	INDIA	17.47	381	17,476	407
	JAPAN	3,262.31	75,646	3,469,882	82,240
	MALAYSIA	24.22	466	21,375	493
	PEOPLE'S REPUBLIC OF CHINA	5,071.18	26,773	1,228,078	27,937
	SINGAPORE	6.66	332	15,229	355
	SRI LANKA (CEYLON)	121.74	6,452	295,953	6,580
	UNITED STATES OF AMERICA	37.99	2,471	113,345	2,542
620822	Women's or girls' nightdresses and pyjamas, of man-made fibers, not knitted or crocheted	1,772.68	15,714	720,800	16,731
	FRANCE	43.51	408	18,715	518
	HONG KONG, CHINA	464.46	1,266	58,071	1,268
	INDIA	25.82	538	24,678	575
	INDONESIA	3.47	125	5,734	159
	JAPAN	246.00	246	11,284	263
	MALAYSIA	132.77	2,652	121,647	2,855
	PEOPLE'S REPUBLIC OF CHINA	720.12	3,244	148,802	3,715
	SRI LANKA (CEYLON)	136.53	7,235	331,869	7,378
620829	Women's or girls' nightdresses and pyjamas, of other textile materials, not knitted or crocheted	2,304.33	31,531	1,446,326	32,726
	BANGLADESH	103.74	1,623	74,447	1,889
	FRANCE	134.20	1,383	63,438	1,567
	PEOPLE'S REPUBLIC OF CHINA	2,061.38	28,258	1,296,194	28,985
	SINGAPORE	5.01	267	12,247	285
620891	Women's or girls' singlets and other vests, briefs, panties, negligés, bathrobes, dressing gowns and similar articles, of cotton, not knitted or crocheted	802,732.22	772,946	35,455,034	801,369
	BANGLADESH	1,610.57	1,043	47,842	1,114
	HONG KONG, CHINA	252,855.31	200,245	9,185,238	202,210
	INDIA	40.30	918	42,109	950
	MALAYSIA	3,404.13	129,144	5,923,835	132,802
	PEOPLE'S REPUBLIC OF CHINA	507,654.34	391,872	17,975,168	412,271
	REPUBLIC OF KOREA	0.85	508	23,302	593
	SINGAPORE	7.55	99	4,541	135
	SRI LANKA (CEYLON)	9.18	434	19,908	499
	TAIWAN (REP. OF CHINA)	259.28	7,933	363,887	7,970
	THAILAND	35,723.54	21,107	968,179	21,916
	TURKEY	195.31	3,933	180,407	4,048
	UNITED STATES OF AMERICA	878.38	12,300	564,201	13,355
	VIETNAM	93.48	3,410	156,417	3,506

TABLE 8 - Continued

PSCC CODE	COMMODITY AND COUNTRY OF ORIGIN	GROSS WEIGHT (GK)	FOB VALUE		CIF
			DOLLARS	PESOS	DOLLARS
620892	Women's or girls' singlets and other vests, briefs, panties, negliges, bathrobes, dressing gowns and similar articles, of man-made fibers, not knitted or crocheted	455,115.57	587,839	26,964,175	618,362
	BANGLADESH	1,595.47	1,701	78,025	1,870
	CAMBODIA (DEMOCRATIC KAMPUCHEA)	10.45	372	17,064	386
	HONG KONG, CHINA	11,087.60	6,833	313,430	7,535
	INDIA	4.23	297	13,623	320
	MALAYSIA	144.39	2,891	132,610	3,045
	PEOPLE'S REPUBLIC OF CHINA	438,942.79	456,553	20,942,086	485,698
	REPUBLIC OF KOREA	2,921.02	286	13,119	338
	SINGAPORE	346.00	117,120	5,372,294	117,334
	UNITED STATES OF AMERICA	63.62	1,786	81,924	1,836
620899	Women's or girls' singlets and other vests, briefs, panties, negliges, bathrobes, dressing gowns and similar articles, of other textile materials, not knitted or crocheted	239,882.60	518,246	23,771,943	548,503
	BANGLADESH	16,347.26	13,645	625,896	14,888
	HONG KONG, CHINA	6,414.62	1,306	59,906	1,408
	INDONESIA	1,542.47	1,299	59,585	1,423
	MALAYSIA	103.59	2,091	95,914	2,243
	PEOPLE'S REPUBLIC OF CHINA	208,546.14	107,076	4,911,576	114,183
	REPUBLIC OF KOREA	2,437.36	43,271	1,984,841	46,990
	SINGAPORE	3,986.88	345,968	15,869,552	363,527
	UNITED STATES OF AMERICA	504.28	3,590	164,673	3,841
6209	Babies' garments and clothing accessories.	621,150.97	4,664,475	213,959,469	4,911,739
620910	Babies' garments and clothing accessories, of wool or fine animal hair, not knitted or crocheted	51,475.94	86,973	3,989,450	95,183
	FRANCE	883.36	10,258	470,534	11,185
	HONG KONG, CHINA	2,267.88	15,584	714,838	16,968
	INDIA	9.56	285	13,073	300
	INDONESIA	8,433.38	6,534	299,714	7,124
	ITALY	0.87	281	12,889	316
	JAPAN	8.28	82	3,761	88
	MALAYSIA	54.04	1,288	59,081	1,352
	PEOPLE'S REPUBLIC OF CHINA	28,232.76	41,412	1,899,568	45,071
	REPUBLIC OF KOREA	5.00	1,124	51,558	1,201
	SINGAPORE	491.46	1,404	64,402	1,492
	SPAIN	19.00	122	5,596	178
	THAILAND	7,684.40	3,772	173,022	4,311
	VIETNAM	3,385.95	4,827	221,414	5,597
620920	Babies' garments and clothing accessories, of cotton, not knitted or crocheted	510,180.83	4,166,549	191,119,603	4,383,652
	BANGLADESH	5,580.55	68,129	3,125,076	71,089
	CAMBODIA (DEMOCRATIC KAMPUCHEA)	47.21	973	44,632	1,093
	FRANCE	203.77	2,981	136,739	3,281
	HONG KONG, CHINA	2,310.98	4,645	213,066	4,718
	INDIA	615.39	13,846	635,116	14,327
	INDONESIA	2,387.46	823	37,751	856
	MALAYSIA	652.32	11,509	527,918	12,214
	PEOPLE'S REPUBLIC OF CHINA	383,254.22	338,103	15,508,785	359,817
	REPUBLIC OF KOREA	19,824.84	11,965	548,834	14,579
	SINGAPORE	326.82	4,495	206,186	5,174
	SPAIN	68,610.94	3,674,838	168,564,819	3,859,793
	TAIWAN (REP. OF CHINA)	56.61	323	14,816	345
	THAILAND	23,722.81	18,449	846,256	20,349
	UK OF GREAT BRITAIN AND N. IRELAND	482.85	333	15,275	424
	UNITED ARAB EMIRATES, N.E.S.	14.38	22	1,009	200
	UNITED STATES OF AMERICA	2,089.68	15,115	693,325	15,393
620930	Babies' garments and clothing accessories, of synthetic fibers, not knitted or crocheted	49,990.31	357,630	16,404,491	377,010
	BANGLADESH	161.36	2,956	135,592	3,054
	CAMBODIA (DEMOCRATIC KAMPUCHEA)	30.11	973	44,632	1,000
	FRANCE	54.30	1,049	48,118	1,122
	HONG KONG, CHINA	6,972.56	128,092	5,875,580	131,899

TABLE 8 - Continued

PSCC CODE	COMMODITY AND COUNTRY OF ORIGIN	GROSS WEIGHT (GK)	FOB VALUE		CIF
			DOLLARS	PESOS	DOLLARS
	JAPAN	71.26	1,656	75,960	1,926
	MALAYSIA	160.55	3,619	166,004	3,860
	PAKISTAN, ISLAMIC REP. OF	2,067.29	492	22,568	509
	PANAMA	16.73	87	3,991	91
	PEOPLE'S REPUBLIC OF CHINA	34,867.05	36,147	1,658,063	38,155
	REPUBLIC OF KOREA	2,139.48	91,958	4,218,114	96,728
	SINGAPORE	54.19	573	26,284	769
	SPAIN	1,862.37	87,679	4,021,836	95,336
	TAIWAN (REP. OF CHINA)	506.89	505	23,165	585
	UK OF GREAT BRITAIN AND N. IRELAND	1,026.17	1,844	84,584	1,976
620990	Babies' garments and clothing accessories, of other textile materials, not knitted or crocheted	9,503.89	53,323	2,445,925	55,894
	BANGLADESH	117.03	1,899	87,107	1,978
	HONG KONG, CHINA	3,340.97	35,146	1,612,147	35,397
	JAPAN	0.33	24	1,101	26
	PANAMA	17.12	89	4,082	108
	PEOPLE'S REPUBLIC OF CHINA	4,864.46	3,418	156,783	3,839
	SINGAPORE	4.36	176	8,073	198
	TURKEY	15.98	487	22,339	532
	UNITED STATES OF AMERICA	1,136.97	11,799	541,220	13,494
	VIETNAM	6.67	285	13,073	322
6210	Garments, made up of fabrics of heading 56.02, 56.03, 59.03, 59.06 or 59.07.	3,151,266.50	3,009,461	138,043,981	3,175,511
621010	Garments, made up of fabrics of heading No. 56.02 or 56.03, not knitted or crocheted	274,585.65	1,228,751	56,362,810	1,292,399
	AUSTRALIA	172.46	6,810	312,375	7,004
	EL SALVADOR	45.09	1,052	48,255	1,718
	FRANCE	43.30	503	23,073	537
	GERMANY	127.29	2,620	120,179	2,773
	HONG KONG, CHINA	2,461.93	25,076	1,150,236	26,018
	INDIA	6,598.75	438,973	20,135,691	445,883
	INDONESIA	327.27	3,769	172,884	4,427
	ITALY	4.41	103	4,725	108
	JAPAN	759.83	12,536	575,027	13,512
	MEXICO	4.18	198	9,082	258
	NETHERLANDS	5.44	544	24,954	910
	NORWAY	120.87	3,995	183,251	4,332
	PEOPLE'S REPUBLIC OF CHINA	219,423.16	475,742	21,822,286	503,307
	REPUBLIC OF KOREA	596.25	2,214	101,556	2,357
	ROMANIA	2.34	316	14,495	358
	SINGAPORE	7,180.97	106,444	4,882,586	115,302
	SLOVAK REPUBLIC (SLOVAKIA)	72.41	25,735	1,180,464	26,853
	SPAIN	4.44	24	1,101	26
	SWITZERLAND	1,021.61	7,049	323,338	8,796
	TAIWAN (REP. OF CHINA)	481.83	745	34,174	841
	THAILAND	1,416.23	13,392	614,291	13,762
	UK OF GREAT BRITAIN AND N. IRELAND	486.36	10,681	489,937	11,849
	UNITED STATES OF AMERICA	23,803.04	80,416	3,688,682	90,090
	VIETNAM	9,426.19	9,814	450,168	11,378
621020	Other garments, of the type described in subheadings 6201.11 to 6201.19, not knitted or crocheted	21,244.86	298,051	13,671,600	311,655
	FRANCE	2,521.08	30,112	1,381,237	31,526
	HONG KONG, CHINA	1,093.25	1,003	46,008	1,113
	INDIA	91.11	2,143	98,300	2,358
	JAPAN	817.97	46,676	2,141,028	47,907
	PEOPLE'S REPUBLIC OF CHINA	11,952.57	122,596	5,623,479	128,417
	REPUBLIC OF KOREA	2,107.39	74,514	3,417,957	77,123
	SINGAPORE	105.64	5,145	236,001	6,127
	SPAIN	164.31	1,068	48,989	1,455
	UK OF GREAT BRITAIN AND N. IRELAND	308.36	1,553	71,236	1,609
	UNITED STATES OF AMERICA	43.01	6,569	301,320	6,832
	VIETNAM	2,040.17	6,672	306,045	7,188
621030	Other garments, of the type described in subheadings 6202.11 to 6202.19, not knitted or crocheted	2,566,209.46	883,326	40,518,164	929,007
	HONG KONG, CHINA	101.84	6,004	275,403	6,731

TABLE 8 - Continued

PSCC CODE	COMMODITY AND COUNTRY OF ORIGIN	GROSS WEIGHT (GK)	FOB VALUE		CIF
			DOLLARS	PESOS	DOLLARS
	INDONESIA	17,967.96	5,076	232,836	5,423
	JAPAN	318.22	3,226	147,977	3,365
	MALAYSIA	19.15	1,967	90,226	2,032
	PEOPLE'S REPUBLIC OF CHINA	2,541,848.66	850,465	39,010,830	894,047
	REPUBLIC OF KOREA	10.62	897	41,145	907
	SINGAPORE	3,262.45	8,682	398,244	9,207
	UNITED STATES OF AMERICA	2,680.56	7,009	321,503	7,295
621040	Other men's or boys' garments, not knitted or crocheted	11,130.98	104,680	4,801,672	111,336
	CAMBODIA (DEMOCRATIC KAMPUCHEA)	103.28	2,004	91,923	2,141
	FRANCE	5.22	1,483	68,025	1,532
	INDONESIA	164.45	16,994	779,515	17,915
	JAPAN	0.84	68	3,119	75
	NEW ZEALAND	4.17	1,931	88,575	2,063
	PEOPLE'S REPUBLIC OF CHINA	10,774.85	76,208	3,495,661	80,655
	REPUBLIC OF KOREA	31.56	3,203	146,922	3,735
	SINGAPORE	10.85	96	4,404	103
	UNITED STATES OF AMERICA	35.76	2,693	123,528	3,117
621050	Other women's or girls' garments, not knitted or crocheted	278,095.55	494,653	22,689,735	531,114
	CAMBODIA (DEMOCRATIC KAMPUCHEA)	35.67	676	31,008	700
	GERMANY	11,492.89	31,957	1,465,868	34,881
	HONG KONG, CHINA	256.71	5,900	270,633	6,321
	INDONESIA	8.76	1,048	48,072	1,131
	JAPAN	0.96	37	1,697	40
	MOROCCO	3.73	159	7,293	184
	PEOPLE'S REPUBLIC OF CHINA	152,461.00	125,820	5,771,364	131,917
	REPUBLIC OF KOREA	537.05	647	29,678	761
	SINGAPORE	94,859.44	230,732	10,583,677	248,787
	TAIWAN (REP. OF CHINA)	186.98	4,222	193,663	4,668
	THAILAND	17,894.90	71,433	3,276,632	77,906
	UNITED STATES OF AMERICA	29.71	2,599	119,217	2,911
	VIETNAM	327.75	19,423	890,933	20,907
6211	Track suits, ski suits and swimwear; other garments.	1,140,815.93	2,216,690	101,679,575	2,338,448
621111	Men's or boys' swimwear, not knitted or crocheted	22,840.96	315,923	14,491,388	329,965
	AUSTRALIA	230.92	17,780	815,569	17,825
	BANGLADESH	64.68	1,060	48,622	1,183
	CAMBODIA (DEMOCRATIC KAMPUCHEA)	485.80	10,349	474,708	10,361
	HONG KONG, CHINA	50.93	4,196	192,471	4,570
	ITALY	20.42	5,739	263,248	6,034
	JAPAN	11.48	3,178	145,775	3,271
	MALAYSIA	8.05	1,223	56,099	1,284
	PEOPLE'S REPUBLIC OF CHINA	20,803.72	250,750	11,501,902	263,024
	REPUBLIC OF KOREA	160.01	3,970	182,104	4,150
	SRI LANKA (CEYLON)	52.24	3,299	151,325	3,428
	TAIWAN (REP. OF CHINA)	252.05	6,945	318,567	7,141
	THAILAND	366.34	116	5,321	129
	VIETNAM	334.32	7,318	335,677	7,565
621112	Women's or girls' swimwear, not knitted or crocheted	28,973.92	100,118	4,592,412	109,340
	HONG KONG, CHINA	3,767.98	2,756	126,418	2,764
	ITALY	25.42	7,579	347,648	7,898
	JAPAN	21.55	6,058	277,880	6,071
	MALAYSIA	53.41	1,088	49,906	1,232
	PEOPLE'S REPUBLIC OF CHINA	24,630.16	59,667	2,736,925	65,512
	SINGAPORE	2.50	136	6,238	145
	SLOVAK REPUBLIC (SLOVAKIA)	14.72	5,334	244,671	5,563
	SPAIN	26.99	380	17,431	440
	SRI LANKA (CEYLON)	205.16	9,320	427,509	9,710
	UK OF GREAT BRITAIN AND N. IRELAND	63.83	5,712	262,009	6,361
	UNITED STATES OF AMERICA	162.20	2,088	95,777	3,644
621120	Ski suits, not knitted or crocheted	186.22	672	30,824	788
	PEOPLE'S REPUBLIC OF CHINA	171.34	68	3,119	73
	SPAIN	14.88	604	27,705	715

TABLE 8 - Continued

PSCC CODE	COMMODITY AND COUNTRY OF ORIGIN	GROSS WEIGHT (GK)	FOB VALUE		CIF
			DOLLARS	PESOS	DOLLARS
621131	Other garments, men's or boys', of wool or fine animal hair, not knitted or crocheted	3,499.49	223,332	10,244,238	230,216
	INDIA	37.47	1,384	63,484	1,440
	JAPAN	80.70	2,693	123,528	2,783
	PEOPLE'S REPUBLIC OF CHINA	2,292.47	33,205	1,523,113	37,945
	REPUBLIC OF KOREA	259.57	2,236	102,565	4,093
	TAIWAN (REP. OF CHINA)	384.62	8,021	367,923	8,021
	UNITED STATES OF AMERICA	444.66	175,793	8,063,625	175,934
621132	Other garments, men's or boys', of cotton, not knitted or crocheted	21,784.30	149,427	6,854,218	163,668
	FINLAND	0.87	1,154	52,934	1,358
	FRANCE	10.68	1,902	87,245	1,987
	HONG KONG, CHINA	99.80	5,704	261,642	5,904
	INDONESIA	7,040.24	1,038	47,613	1,109
	ITALY	17.53	1,032	47,338	1,181
	JAPAN	6.09	1,919	88,025	2,231
	MALAYSIA	60.89	1,324	60,732	1,440
	NETHERLANDS	435.13	19,518	895,291	27,492
	PAKISTAN, ISLAMIC REP. OF	1,234.04	11,926	547,046	11,952
	PEOPLE'S REPUBLIC OF CHINA	10,217.42	12,867	590,209	14,627
	SINGAPORE	2,218.49	83,675	3,838,172	86,718
	SWEDEN	6.77	88	4,037	93
	UNITED STATES OF AMERICA	136.63	6,738	309,072	6,997
	VIETNAM	299.72	542	24,862	579
621133	Other garments, men's or boys', of man-made fibers, not knitted or crocheted	27,836.80	142,284	6,526,569	150,399
	AUSTRALIA	474.22	1,699	77,933	1,797
	DENMARK	163.26	709	32,522	738
	FRANCE	1.52	119	5,459	138
	HONG KONG, CHINA	5,944.35	2,320	106,418	2,513
	INDIA	17.30	573	26,284	589
	ITALY	93.49	2,288	104,951	2,431
	JAPAN	56.21	20,050	919,694	20,063
	NETHERLANDS	11.06	154	7,064	164
	PEOPLE'S REPUBLIC OF CHINA	18,403.57	47,283	2,168,871	51,322
	REPUBLIC OF KOREA	84.19	7,650	350,906	8,141
	SINGAPORE	478.62	48,703	2,234,007	50,988
	TAIWAN (REP. OF CHINA)	1,926.51	3,341	153,252	3,478
	UK OF GREAT BRITAIN AND N. IRELAND	9.17	125	5,734	133
	UNITED ARAB EMIRATES, N.E.S.	13.30	1,951	89,492	2,006
	UNITED STATES OF AMERICA	118.11	3,606	165,407	4,029
	VIETNAM	41.92	1,713	78,575	1,869
621139	Other garments, men's or boys', of other textile materials, not knitted or crocheted	24,973.04	19,207	881,024	21,388
	BANGLADESH	58.61	1,136	52,108	1,180
	HONG KONG, CHINA	5,459.00	3,120	143,114	3,256
	JAPAN	8.46	792	36,329	848
	MALAYSIA	57.56	941	43,164	1,013
	PEOPLE'S REPUBLIC OF CHINA	11,046.87	7,206	330,539	8,312
	REPUBLIC OF KOREA	8,342.54	6,012	275,770	6,779
621142	Other garments, women's or girls', of cotton, not knitted or crocheted	51,656.57	61,841	2,836,649	67,352
	BANGLADESH	51.29	793	36,375	842
	FRANCE	48.14	340	15,596	353
	HONG KONG, CHINA	281.74	302	13,853	355
	INDIA	186.99	6,920	317,421	7,442
	JAPAN	14.35	367	16,834	378
	MALAYSIA	281.38	5,050	231,644	5,376
	PEOPLE'S REPUBLIC OF CHINA	49,578.87	45,966	2,108,461	50,437
	REPUBLIC OF KOREA	1,173.97	1,641	75,273	1,688
	SINGAPORE	14.90	196	8,991	201
	VIETNAM	24.94	266	12,201	280
621143	Other garments, women's or girls', of man-made fibers, not knitted or crocheted	325,059.26	805,677	36,956,405	838,765

TABLE 8 - Continued

PSCC CODE	COMMODITY AND COUNTRY OF ORIGIN	GROSS WEIGHT (GK)	FOB VALUE		CIF DOLLARS
			DOLLARS	PESOS	
	BANGLADESH	294.57	5,562	255,129	5,974
	DENMARK	44.88	34	1,560	36
	HONG KONG, CHINA	2,622.43	35,755	1,640,082	36,881
	INDIA	1,274.56	25,828	1,184,730	26,398
	INDONESIA	51,055.74	15,708	720,526	16,467
	JAPAN	56.00	2,458	112,748	2,670
	MALAYSIA	1,934.90	36,776	1,686,916	39,033
	MOROCCO	39.54	1,798	82,474	2,070
	PEOPLE'S REPUBLIC OF CHINA	262,557.21	638,449	29,285,656	664,190
	REPUBLIC OF KOREA	547.91	696	31,926	718
	SINGAPORE	139.97	1,453	66,649	1,593
	SPAIN	6.83	277	12,706	285
	TAIWAN (REP. OF CHINA)	1,417.67	451	20,687	539
	THAILAND	1,493.55	14,212	651,904	14,228
	TURKEY	1.67	171	7,844	183
	UK OF GREAT BRITAIN AND N. IRELAND	5.88	507	23,256	525
	UNITED STATES OF AMERICA	1,202.15	5,841	267,927	6,085
	VIETNAM	363.80	19,701	903,685	20,890
621149	Other garments, women's or girls', of other textile materials, not knitted or crocheted	634,005.37	398,209	18,265,848	426,567
	AUSTRALIA	42.60	875	40,136	1,208
	FRANCE	6.05	57	2,615	95
	HONG KONG, CHINA	12,236.52	31,449	1,442,566	32,661
	INDIA	29.59	509	23,348	529
	INDONESIA	54,077.13	15,773	723,507	16,875
	ISRAEL	0.86	70	3,211	107
	ITALY	305.48	24,634	1,129,962	26,197
	JAPAN	24.98	1,031	47,292	1,102
	MALAYSIA	82.38	1,447	66,374	1,449
	PAKISTAN, ISLAMIC REP. OF	163.31	120	5,504	129
	PEOPLE'S REPUBLIC OF CHINA	561,510.94	182,884	8,388,889	200,972
	REPUBLIC OF KOREA	325.95	2,234	102,474	2,720
	SINGAPORE	4,553.43	130,978	6,007,961	135,973
	SWITZERLAND	5.80	1,852	84,952	1,963
	TAIWAN (REP. OF CHINA)	314.74	184	8,440	195
	UNITED STATES OF AMERICA	320.84	4,028	184,764	4,305
	VIETNAM	4.77	84	3,853	87
6212	Brassieres, girdles, corsets, braces, suspenders, garters and similar articles and parts thereof, whether or not knitted or crocheted.	2,566,672.41	15,666,249	718,610,843	16,420,058
621210	Brassieres, whether or not knitted or crocheted	1,671,928.69	9,525,267	436,923,998	9,974,397
	AFGHANISTAN	360.23	11,469	526,083	12,166
	BAHRAIN	77.33	1,179	54,081	1,230
	BANGLADESH	17,297.14	70,895	3,251,954	73,860
	CANADA	5,658.58	1,570	72,016	1,648
	FRANCE	729.26	6,104	279,990	7,063
	GERMANY	84.60	1,434	65,778	1,445
	HONG KONG, CHINA	68,939.42	350,283	16,067,482	367,317
	INDONESIA	17,073.50	702,576	32,227,161	730,467
	ISRAEL	12.52	1,399	64,172	1,682
	JAPAN	7.07	1,049	48,118	1,120
	MALAYSIA	26,721.88	799,119	36,655,589	833,158
	PEOPLE'S REPUBLIC OF CHINA	1,436,084.25	3,459,039	158,666,119	3,667,061
	REPUBLIC OF KOREA	165.93	151	6,926	151
	SINGAPORE	10,451.19	450,287	20,654,664	466,947
	SRI LANKA (CEYLON)	8,493.46	298,164	13,676,782	312,817
	TAIWAN (REP. OF CHINA)	98.22	900	41,283	3,468
	THAILAND	35,253.40	2,592,589	118,922,058	2,679,413
	UK OF GREAT BRITAIN AND N. IRELAND	345.29	1,191	54,631	1,256
	UNITED STATES OF AMERICA	9,392.75	182,679	8,379,486	194,961
	VIETNAM	34,682.67	593,190	27,209,625	617,167
621220	Girdles and panty-girdles, whether or not knitted or crocheted	58,365.36	994,628	45,623,586	1,046,671
	FRANCE	23.50	753	34,540	847
	HONG KONG, CHINA	1,565.89	1,418	65,044	1,645
	INDONESIA	661.59	34,366	1,576,368	37,459
	MALAYSIA	96.74	3,406	156,234	3,616

TABLE 8 - Continued

PSCC CODE	COMMODITY AND COUNTRY OF ORIGIN	GROSS WEIGHT (GK)	FOB VALUE		CIF
			DOLLARS	PESOS	DOLLARS
	PEOPLE'S REPUBLIC OF CHINA	34,157.83	137,777	6,319,831	141,835
	SINGAPORE	4,356.69	585,804	26,870,829	620,343
	SPAIN	153.25	5,931	272,055	6,336
	TAIWAN (REP. OF CHINA)	15,848.73	117,159	5,374,083	122,705
	THAILAND	1,501.14	108,014	4,954,602	111,885
621230	Corselettes, whether or not knitted or crocheted	102,735.16	190,677	8,746,355	202,510
	HONG KONG, CHINA	3,039.20	10,547	483,791	11,461
	INDONESIA	94.13	7,619	349,484	8,147
	JAPAN	402.27	476	21,834	518
	MALAYSIA	33.78	773	35,458	819
	PEOPLE'S REPUBLIC OF CHINA	99,165.78	171,262	7,855,788	181,565
621290	Braces, suspenders, garters, and similar articles and parts thereof, whether or not knitted or crocheted	733,643.20	4,955,677	227,316,904	5,196,480
	AUSTRIA	11.87	1,395	63,989	1,534
	BANGLADESH	10,671.30	13,087	600,301	13,538
	DEMOCRATIC PEOPLE'S REP. OF KOREA	492.42	2,121	97,290	2,127
	FRANCE	72.84	1,611	73,897	1,811
	GERMANY	54.90	2,717	124,629	2,919
	HONG KONG, CHINA	77,753.32	1,706,210	78,263,853	1,815,477
	INDONESIA	1,911.73	63,642	2,919,259	66,537
	ITALY	38.20	1,686	77,337	1,976
	JAPAN	32,169.59	941,658	43,193,853	967,874
	MALAYSIA	4,185.62	102,363	4,695,390	104,717
	PEOPLE'S REPUBLIC OF CHINA	525,591.09	684,540	31,399,849	722,094
	REPUBLIC OF KOREA	16,068.53	140,818	6,459,322	150,277
	SINGAPORE	5,918.91	977,601	44,842,557	1,011,898
	TAIWAN (REP. OF CHINA)	52,919.63	235,759	10,814,265	247,930
	THAILAND	1,126.26	31,651	1,451,832	32,910
	UNITED STATES OF AMERICA	2,329.92	38,478	1,764,986	42,066
	VIETNAM	2,327.07	10,340	474,295	10,795
6213	Handkerchiefs.	1,304,637.28	1,312,021	60,182,404	1,378,380
621310	Handkerchiefs, of silk or silk waste	398,209.52	204,031	9,358,901	221,519
	HONG KONG, CHINA	11,548.02	6,150	282,101	6,858
	INDONESIA	43,506.33	12,135	556,632	13,171
	JAPAN	31.21	54	2,477	56
	MALAYSIA	2.89	58	2,660	61
	PEOPLE'S REPUBLIC OF CHINA	343,120.24	185,574	8,512,279	201,305
	SINGAPORE	0.83	60	2,752	68
621320	Handkerchiefs, of cotton	531,588.93	892,344	40,931,820	929,116
	CAMEROON	2,185.32	875	40,136	961
	HONG KONG, CHINA	5,480.77	3,349	153,619	3,583
	INDIA	37.64	311	14,266	325
	INDONESIA	14,452.17	3,799	174,260	4,014
	JAPAN	14,644.56	2,171	99,584	2,242
	MALAYSIA	9,252.40	123,934	5,684,853	130,936
	PEOPLE'S REPUBLIC OF CHINA	479,958.36	756,141	34,684,188	785,060
	REPUBLIC OF KOREA	2,322.14	835	38,301	1,024
	TAIWAN (REP. OF CHINA)	3,226.24	812	37,246	837
	UK OF GREAT BRITAIN AND N. IRELAND	29.33	117	5,367	134
621390	Handkerchiefs, of other textile materials	374,838.83	215,646	9,891,683	227,745
	HONG KONG, CHINA	5,798.78	3,985	182,792	4,201
	INDONESIA	45,366.54	13,240	607,319	14,113
	JAPAN	3,861.06	623	28,577	640
	MALAYSIA	1.97	33	1,514	35
	PEOPLE'S REPUBLIC OF CHINA	318,441.80	195,057	8,947,265	205,743
	REPUBLIC OF KOREA	1,368.68	2,708	124,216	3,013
6214	Shawls, scarves, mufflers, mantillas, veils and the like.	515,663.97	621,812	28,522,516	664,181
621410	Shawls, scarves, mufflers, mantillas, veils and the like, of silk or silk waste, not knitted or crocheted	210,617.91	133,937	6,143,688	143,339
	HONG KONG, CHINA	13,206.82	5,370	246,322	5,926

TABLE 8 - Continued

PSCC CODE	COMMODITY AND COUNTRY OF ORIGIN	GROSS WEIGHT (GK)	FOB VALUE		CIF
			DOLLARS	PESOS	DOLLARS
	INDIA	16.12	566	25,962	591
	INDONESIA	13,879.20	5,066	232,377	5,818
	ITALY	155.75	24,074	1,104,274	24,624
	MALAYSIA	6.06	97	4,449	104
	PEOPLE'S REPUBLIC OF CHINA	183,267.27	95,093	4,361,916	102,430
	PORTUGAL	42.70	226	10,367	236
	REPUBLIC OF KOREA	9.17	175	8,027	249
	RUSSIAN FEDERATION	0.84	67	3,073	76
	SPAIN	22.42	158	7,247	167
	SWITZERLAND	3.67	463	21,238	479
	TAIWAN (REP. OF CHINA)	3.96	1,607	73,713	1,609
	UK OF GREAT BRITAIN AND N. IRELAND	0.73	112	5,137	117
	UNITED STATES OF AMERICA	3.20	863	39,586	913
621420	Shawls, scarves, mufflers, mantillas, veils and the like, of wool or fine animal hair, not knitted or crocheted	3,021.41	4,872	223,479	5,132
	MALAYSIA	80.95	2,319	106,373	2,438
	PEOPLE'S REPUBLIC OF CHINA	2,940.46	2,553	117,106	2,694
621430	Shawls, scarves, mufflers, mantillas, veils and the like, of synthetic fibers, not knitted or crocheted	104,105.50	221,898	10,178,461	236,908
	FRANCE	99.90	1,872	85,869	2,111
	HONG KONG, CHINA	5,738.69	19,345	887,355	22,550
	INDIA	10.45	195	8,945	242
	INDONESIA	15,997.01	6,059	277,926	6,918
	ITALY	30.48	2,036	93,391	2,095
	MALAYSIA	239.91	4,777	219,121	5,364
	PEOPLE'S REPUBLIC OF CHINA	81,040.95	179,625	8,239,399	188,522
	PORTUGAL	274.10	1,607	73,713	2,647
	SINGAPORE	1.47	55	2,523	66
	UNITED STATES OF AMERICA	672.54	6,327	290,219	6,393
621440	Shawls, scarves, mufflers, mantillas, veils and the like, of artificial fibers, not knitted or crocheted	12,776.31	76,681	3,517,358	79,765
	HONG KONG, CHINA	162.25	9,273	425,353	9,608
	INDIA	44.05	808	37,063	913
	INDONESIA	1,653.00	957	43,898	1,064
	ITALY	12.84	841	38,577	938
	MALAYSIA	15.44	308	14,128	330
	PEOPLE'S REPUBLIC OF CHINA	10,842.17	61,250	2,809,537	63,567
	UNITED STATES OF AMERICA	46.56	3,244	148,802	3,345
621490	Shawls, scarves, mufflers, mantillas, veils and the like, of other textile materials, not knitted or crocheted	185,142.84	184,424	8,459,530	199,037
	FRANCE	366.27	4,661	213,800	5,225
	HONG KONG, CHINA	1,233.97	1,392	63,851	1,605
	INDIA	433.77	620	28,439	659
	INDONESIA	23,764.39	7,103	325,815	7,511
	ITALY	2.50	841	38,577	1,309
	JAPAN	68.58	48	2,202	56
	MALAYSIA	1,285.94	9,053	415,261	13,258
	PEOPLE'S REPUBLIC OF CHINA	155,314.82	140,915	6,463,771	147,182
	PORTUGAL	320.87	1,532	70,273	2,865
	REPUBLIC OF KOREA	2,303.76	1,152	52,842	1,202
	SINGAPORE	24.54	15,282	700,986	15,959
	UNITED STATES OF AMERICA	17.59	1,499	68,759	1,808
	VIETNAM	5.84	326	14,954	398
6215	Ties, bow ties and cravats.	226,561.27	529,274	24,277,800	547,966
621510	Ties, bow ties and cravats, of silk or silk waste, not knitted or crocheted	12,867.67	93,050	4,268,204	95,045
	BANGLADESH	11.95	230	10,550	240
	DENMARK	3.04	940	43,118	967
	HONG KONG, CHINA	297.18	16,729	767,359	17,296
	ITALY	13.10	55	2,523	168
	MALAYSIA	9.53	195	8,945	209
	PEOPLE'S REPUBLIC OF CHINA	5,661.27	71,168	3,264,476	72,066
	THAILAND	6,835.43	3,268	149,903	3,601

TABLE 8 - Continued

PSC CODE	COMMODITY AND COUNTRY OF ORIGIN	GROSS WEIGHT (GK)	FOB VALUE		CIF
			DOLLARS	PESOS	DOLLARS
	UK OF GREAT BRITAIN AND N. IRELAND	36.17	465	21,330	498
621520	Ties, bow ties and cravats, of man-made fibers, not knitted or crocheted	36,294.09	128,535	5,895,901	133,066
	HONG KONG, CHINA	181.89	6,048	277,422	6,264
	PEOPLE'S REPUBLIC OF CHINA	26,235.39	118,817	5,450,136	122,650
	SINGAPORE	0.83	40	1,835	43
	THAILAND	9,868.86	3,101	142,243	3,503
	UNITED STATES OF AMERICA	7.12	529	24,265	606
621590	Ties, bow ties and cravats, of other textile materials, not knitted or crocheted	177,399.51	307,689	14,113,695	319,855
	HONG KONG, CHINA	2,331.05	6,190	283,935	6,813
	INDONESIA	3,581.54	1,164	53,393	1,378
	MALAYSIA	14.20	291	13,348	308
	PEOPLE'S REPUBLIC OF CHINA	51,808.25	245,454	11,258,975	252,409
	REPUBLIC OF KOREA	27.76	1,443	66,191	1,628
	THAILAND	119,531.38	38,395	1,761,179	41,584
	UNITED STATES OF AMERICA	105.33	14,752	676,674	15,735
6216	Gloves, mittens and mitts.	1,940,313.32	1,672,166	76,702,258	1,846,162
621600	Gloves, mittens and mitts, not knitted or crocheted	1,940,313.32	1,672,166	76,702,258	1,846,162
	CAMBODIA (DEMOCRATIC KAMPUCHEA)	120.77	4,740	217,424	4,875
	FRANCE	66.89	9,649	442,600	9,742
	GERMANY	29.09	3,292	151,004	3,474
	HONG KONG, CHINA	131,623.64	62,997	2,889,672	66,740
	INDIA	8,151.94	5,960	273,386	6,780
	INDONESIA	420.60	1,333	61,144	1,407
	ITALY	27.25	401	18,394	432
	JAPAN	2,044.06	39,626	1,817,645	43,342
	MALAYSIA	206,535.53	305,467	14,011,772	318,276
	NETHERLANDS	24.96	1,546	70,915	1,955
	PAKISTAN, ISLAMIC REP. OF	572.11	2,298	105,409	2,368
	PEOPLE'S REPUBLIC OF CHINA	1,552,277.12	970,276	44,506,560	1,042,798
	REPUBLIC OF KOREA	7,894.32	136,212	6,248,044	143,931
	SINGAPORE	1,598.48	13,276	608,971	14,354
	SPAIN	15.68	78	3,578	82
	SWITZERLAND	1.65	33	1,514	58
	TAIWAN (REP. OF CHINA)	2,078.62	8,468	388,427	8,878
	THAILAND	10,934.01	4,415	202,516	4,988
	TURKEY	21.09	384	17,614	495
	UK OF GREAT BRITAIN AND N. IRELAND	20.96	2,891	132,610	3,151
	UNITED ARAB EMIRATES, N.E.S.	22.26	365	16,743	546
	UNITED STATES OF AMERICA	7,196.96	29,407	1,348,900	33,849
	VIETNAM	8,635.33	69,052	3,167,416	133,641
6217	Other made-up clothing accessories; parts of garments or of clothing accessories, other than those of heading 62.12.	20,559,114.49	26,258,823	1,204,492,211	27,482,162
621710	Other made-up clothing accessories, other than those of heading No. 62.12, not knitted or crocheted	20,189,704.12	22,755,954	1,043,815,609	23,739,599
	BANGLADESH	17,558.29	6,463	296,458	6,998
	BELGIUM	1.25	850	38,990	920
	CANADA	0.48	41	1,881	43
	DEMOCRATIC PEOPLE'S REP. OF KOREA	3.68	441	20,229	457
	DENMARK	2.01	34	1,560	36
	FRANCE	111.46	1,558	71,465	1,861
	GERMANY	6,398.01	7,401	339,484	8,289
	HONG KONG, CHINA	603,858.44	5,581,398	256,018,727	5,821,276
	INDIA	3,446,759.23	1,744,905	80,038,792	1,786,912
	INDONESIA	1,273,295.20	768,122	35,233,756	788,291
	ITALY	8,647.24	532,010	24,403,299	556,910
	JAPAN	6,848.76	279,497	12,820,527	289,744
	MALAYSIA	198,177.26	359,782	16,503,200	378,288
	NETHERLANDS	2,362.77	17,578	806,303	18,074
	PAKISTAN, ISLAMIC REP. OF	127,669.80	113,598	5,210,740	115,623
	PANAMA	1.66	813	37,292	983
	PEOPLE'S REPUBLIC OF CHINA	7,671,532.09	6,778,315	310,921,309	7,158,637
	PORTUGAL	2,597.94	4,931	226,185	5,268

TABLE 8 - Continued

PSCC CODE	COMMODITY AND COUNTRY OF ORIGIN	GROSS WEIGHT (GK)	FOB VALUE		CIF
			DOLLARS	PESOS	DOLLARS
	REPUBLIC OF KOREA	566,888.13	2,789,500	127,954,365	2,919,539
	SINGAPORE	7,913.61	15,200	697,224	16,428
	SPAIN	235.26	9,874	452,920	10,256
	SRI LANKA (CEYLON)	18,200.05	7,051	323,429	7,340
	SWEDEN	179.78	4,327	198,479	4,520
	SWITZERLAND	1.34	2,616	119,996	2,696
	TAIWAN (REP. OF CHINA)	2,270,420.01	1,602,891	73,524,610	1,658,658
	THAILAND	2,205,854.34	905,121	41,517,900	923,673
	UK OF GREAT BRITAIN AND N. IRELAND	1,732.49	4,651	213,341	4,935
	UNITED STATES OF AMERICA	57,109.07	107,806	4,945,061	115,286
	UZBEKISTAN	17,426.87	14,835	680,481	14,878
	VIETNAM	1,677,917.60	1,094,345	50,197,606	1,122,780
621790	Parts of garments or of clothing accessories, other than those of heading No. 62.12, not knitted or crocheted	369,410.37	3,502,869	160,676,602	3,742,563
	CANADA	158.28	4,665	213,984	5,128
	GERMANY	238.69	43	1,972	82
	HONG KONG, CHINA	76,356.98	850,155	38,996,610	894,621
	INDIA	520.33	125	5,734	146
	INDONESIA	942.33	11,295	518,102	13,643
	ISRAEL	72.00	2,216	101,648	2,306
	ITALY	1,609.08	34,060	1,562,332	35,841
	JAPAN	93,768.72	274,179	12,576,591	295,628
	PEOPLE'S REPUBLIC OF CHINA	84,619.89	970,753	44,528,440	1,048,146
	PORTUGAL	131.67	250	11,468	267
	REPUBLIC OF KOREA	85,317.37	953,408	43,732,825	1,035,739
	SINGAPORE	118.79	20,850	956,390	21,432
	SPAIN	26.72	461	21,146	472
	TAIWAN (REP. OF CHINA)	22,808.91	355,374	16,301,005	361,772
	UK OF GREAT BRITAIN AND N. IRELAND	23.68	2,952	135,408	3,314
	UNITED STATES OF AMERICA	764.97	10,483	480,855	11,433
	VIETNAM	1,931.96	11,600	532,092	12,593
63	Other made up textile articles; sets; worn clothing and worn textile articles; rags	133,869,894.36	68,687,174	3,150,680,671	73,681,992
6301	Blankets and travelling rugs.	3,244,809.51	1,650,941	75,728,662	1,797,852
630110	Electric blankets	89,562.52	25,047	1,148,907	27,479
	MALAYSIA	1,845.49	679	31,146	838
	NETHERLANDS	1.68	42	1,927	45
	REPUBLIC OF KOREA	87,714.51	24,254	1,112,531	26,509
	UNITED STATES OF AMERICA	0.84	72	3,303	87
630120	Blankets (other than electric blankets) and travelling rugs, of wool or of fine animal hair	28,414.22	33,880	1,554,075	37,005
	AUSTRALIA	11.61	404	18,531	432
	PEOPLE'S REPUBLIC OF CHINA	28,402.61	33,476	1,535,544	36,573
630130	Blankets (other than electric blankets) and travelling rugs, of cotton	1,103,010.02	520,452	23,873,133	577,335
	HONG KONG, CHINA	18,773.14	102,514	4,702,317	113,664
	INDIA	137.70	1,529	70,135	1,676
	INDONESIA	33,616.82	9,134	418,977	9,563
	JAPAN	572.83	858	39,356	1,026
	MALAYSIA	217.72	2,509	115,088	2,710
	PEOPLE'S REPUBLIC OF CHINA	817,614.54	324,103	14,866,605	363,585
	REPUBLIC OF KOREA	194,215.87	55,763	2,557,849	59,784
	SINGAPORE	23,977.99	4,299	197,195	4,400
	TAIWAN (REP. OF CHINA)	13,518.97	3,521	161,508	4,095
	UK OF GREAT BRITAIN AND N. IRELAND	0.83	5,622	257,881	6,006
	UNITED STATES OF AMERICA	363.61	10,600	486,222	10,826
630140	Blankets (other than electric blankets) and travelling rugs, of synthetic fibers	1,351,637.34	732,363	33,593,490	775,161
	GERMANY	49.24	1,185	54,356	1,246
	HONG KONG, CHINA	10,696.63	64,374	2,952,835	70,548
	INDIA	13,762.41	9,912	454,663	10,219
	INDONESIA	70,214.33	16,754	768,506	18,630

TABLE 8 - Continued

PSCC CODE	COMMODITY AND COUNTRY OF ORIGIN	GROSS WEIGHT (GK)	FOB VALUE		CIF
			DOLLARS	PESOS	DOLLARS
	JAPAN	27,134.39	6,012	275,771	6,224
	MALAYSIA	46,659.69	11,185	513,056	11,910
	NETHERLANDS	4.41	682	31,283	706
	NEW ZEALAND	5,826.93	10,100	463,287	10,514
	PEOPLE'S REPUBLIC OF CHINA	675,685.16	466,033	21,376,934	485,058
	PORTUGAL	20.64	539	24,724	554
	REPUBLIC OF KOREA	278,838.96	69,191	3,173,791	77,553
	SINGAPORE	105,897.40	17,268	792,083	18,500
	TAIWAN (REP. OF CHINA)	80,744.25	32,377	1,485,133	35,368
	THAILAND	33.39	46	2,110	54
	TURKS AND CAICOS ISLANDS	3,194.32	731	33,531	847
	UNITED STATES OF AMERICA	32,875.19	25,974	1,191,427	27,230
630190	Other blankets and travelling rugs	672,185.41	339,199	15,559,057	380,872
	AUSTRALIA	129.81	564	25,871	602
	GERMANY	261.09	2,275	104,354	3,364
	HONG KONG, CHINA	676.66	6,855	314,439	7,184
	INDIA	19,327.03	6,987	320,494	7,865
	INDONESIA	2,241.44	7,982	366,134	8,599
	JAPAN	5,982.31	21,191	972,031	22,270
	MALAYSIA	230.74	4,398	201,736	4,694
	NEW ZEALAND	5,935.39	10,288	471,910	11,931
	PEOPLE'S REPUBLIC OF CHINA	570,413.67	241,946	11,098,063	273,520
	REPUBLIC OF KOREA	61,860.57	16,441	754,148	18,922
	SINGAPORE	297.84	4,899	224,717	5,223
	TAIWAN (REP. OF CHINA)	23.73	242	11,101	252
	THAILAND	2,219.31	7,041	322,971	7,676
	UNITED STATES OF AMERICA	2,585.82	8,090	371,088	8,770
6302	Bed linen, table linen, toilet linen and kitchen linen.	13,724,546.36	10,450,825	479,379,340	11,211,324
630210	Bed linen, knitted or crocheted	386,762.51	190,156	8,722,457	211,366
	AUSTRALIA	122.50	70	3,211	79
	CANADA	4,005.24	1,018	46,696	1,214
	HONDURAS, REPUBLIC OF	6,985.57	1,522	69,814	1,760
	INDIA	291.87	5,836	267,697	6,164
	INDONESIA	3,503.08	1,518	69,631	1,728
	JAPAN	86.78	151	6,926	190
	MALAYSIA	63,323.17	18,109	830,660	20,832
	PAKISTAN, ISLAMIC REP. OF	26,575.11	9,294	426,316	11,254
	PEOPLE'S REPUBLIC OF CHINA	84,968.88	92,162	4,227,471	101,472
	PERU	4.14	58	2,660	62
	PORTUGAL	775.63	16,349	749,929	16,450
	REPUBLIC OF KOREA	52,274.63	14,264	654,290	15,786
	SINGAPORE	1,534.86	1,171	53,714	1,228
	TAIWAN (REP. OF CHINA)	96,109.27	18,784	861,622	21,787
	UNITED ARAB EMIRATES, N.E.S.	1,998.69	508	23,302	542
	UNITED STATES OF AMERICA	44,203.09	9,342	428,518	10,818
630221	Bed linen, not knitted or crocheted, printed, of cotton	365,745.43	653,109	29,958,110	707,190
	BANGLADESH	3,269.38	36,697	1,683,291	38,137
	HONG KONG, CHINA	2,634.65	26,209	1,202,207	27,404
	INDIA	12,062.84	33,417	1,532,838	36,393
	INDONESIA	18,902.07	7,268	333,383	7,623
	ISRAEL	855.69	20,102	922,079	21,680
	JAPAN	1,046.59	10,805	495,625	11,349
	MALAYSIA	688.00	12,718	583,375	13,578
	PAKISTAN, ISLAMIC REP. OF	32,976.07	110,979	5,090,607	116,116
	PEOPLE'S REPUBLIC OF CHINA	244,035.83	147,470	6,764,449	165,230
	PORTUGAL	457.58	11,990	549,981	13,609
	REPUBLIC OF KOREA	22,213.08	5,709	261,872	6,546
	SINGAPORE	3,281.04	129,110	5,922,276	134,393
	THAILAND	827.75	24,930	1,143,539	29,888
	UNITED STATES OF AMERICA	22,494.86	75,705	3,472,588	85,244
630222	Bed linen, not knitted or crocheted, printed, of man-made fibers	896,313.96	480,119	22,023,059	544,544
	AUSTRALIA	13.33	2,050	94,034	2,191
	BANGLADESH	703.33	11,901	545,899	12,096
	HONG KONG, CHINA	18,043.88	60,398	2,770,456	63,173
	INDIA	12,855.53	6,237	286,091	6,861

TABLE 8 - Continued

PSCC CODE	COMMODITY AND COUNTRY OF ORIGIN	GROSS WEIGHT (GK)	FOB VALUE		CIF DOLLARS
			DOLLARS	PESOS	
	INDONESIA	5,318.88	3,901	178,939	4,484
	ISRAEL	19.14	616	28,256	681
	JAPAN	10,191.75	3,288	150,821	4,119
	MALAYSIA	6,281.27	2,352	107,886	2,760
	PAKISTAN, ISLAMIC REP. OF	58,049.00	26,651	1,222,481	30,619
	PEOPLE'S REPUBLIC OF CHINA	729,570.41	285,145	13,079,601	332,237
	PORTUGAL	4.84	176	8,073	181
	REPUBLIC OF KOREA	31,964.07	8,626	395,675	10,361
	SINGAPORE	974.98	9,047	414,986	9,551
	THAILAND	2,194.40	32,449	1,488,436	34,091
	UNITED STATES OF AMERICA	20,129.15	27,282	1,251,425	31,139
630229	Bed linen, not knitted or crocheted, printed, of other textile materials	356,342.53	512,054	23,487,917	559,377
	BANGLADESH	21,738.91	90,679	4,159,446	96,798
	HONG KONG, CHINA	3,813.45	4,323	198,296	4,619
	JAPAN	104.92	100	4,587	118
	PAKISTAN, ISLAMIC REP. OF	109,850.58	270,838	12,423,339	294,641
	PEOPLE'S REPUBLIC OF CHINA	210,794.80	142,582	6,540,236	159,161
	REPUBLIC OF KOREA	9,868.12	3,079	141,234	3,275
	SINGAPORE	101.67	362	16,605	377
	TAIWAN (REP. OF CHINA)	70.08	91	4,174	388
630231	Bed linen, not knitted or crocheted, of cotton, other than of sub-item 630221	1,462,986.37	846,827	38,843,955	943,170
	AUSTRALIA	18,740.77	5,414	248,340	5,784
	BANGLADESH	1,318.83	17,568	805,844	18,308
	FRANCE	2,267.92	14,870	682,087	15,513
	HONG KONG, CHINA	2,516.66	3,349	153,619	4,012
	INDIA	6,904.42	16,255	745,617	17,008
	INDONESIA	10,288.91	2,456	112,657	3,254
	ISRAEL	27.69	829	38,026	855
	ITALY	6,536.46	26,056	1,195,189	30,071
	MALAYSIA	27,010.85	8,463	388,198	9,650
	PAKISTAN, ISLAMIC REP. OF	14,677.09	36,745	1,685,493	40,054
	PEOPLE'S REPUBLIC OF CHINA	961,800.05	559,435	25,661,283	629,010
	PORTUGAL	22.81	448	20,550	521
	REPUBLIC OF KOREA	223,757.05	63,293	2,903,250	68,882
	SINGAPORE	24,340.48	53,495	2,453,816	58,629
	TAIWAN (REP. OF CHINA)	155,505.44	31,658	1,452,152	34,154
	THAILAND	784.98	991	45,457	1,063
	UNITED STATES OF AMERICA	6,485.96	5,502	252,377	6,402
630232	Bed linen, not knitted or crocheted, of man-made fibers, other than of sub-item 630222	3,650,286.10	2,208,519	101,304,766	2,293,323
	BANGLADESH	771.67	12,083	554,247	12,806
	DEMOCRATIC PEOPLE'S REP. OF KOREA	265.93	622	28,531	648
	HONG KONG, CHINA	14,267.35	32,173	1,475,776	33,303
	INDIA	31,973.42	32,987	1,513,114	33,683
	INDONESIA	93,299.87	19,099	876,071	20,435
	ISRAEL	1,474.26	33,247	1,525,040	33,646
	ITALY	5,762.40	70,595	3,238,193	72,751
	JAPAN	20,218.95	10,166	466,314	10,407
	KENYA	3,048.73	652	29,907	770
	MALAYSIA	236,051.88	246,493	11,306,634	252,713
	PAKISTAN, ISLAMIC REP. OF	140,376.04	171,015	7,844,458	176,413
	PEOPLE'S REPUBLIC OF CHINA	2,303,704.03	1,237,691	56,772,886	1,282,569
	PORTUGAL	138.95	3,412	156,508	3,508
	REPUBLIC OF KOREA	330,707.49	93,093	4,270,176	104,449
	SINGAPORE	161,719.92	78,012	3,578,410	80,636
	TAIWAN (REP. OF CHINA)	155,871.88	34,186	1,568,112	38,256
	THAILAND	10,030.69	7,798	357,694	8,123
	UNITED STATES OF AMERICA	140,602.64	125,195	5,742,695	128,207
630239	Bed linen, not knitted or crocheted, of other textile materials, other than of sub-item 630229	87,745.60	70,860	3,250,348	77,327
	HONG KONG, CHINA	421.38	323	14,816	424
	ITALY	55.67	929	42,613	1,065
	JAPAN	32.53	351	16,100	373
	MALTA	2,244.47	1,853	84,997	2,026

TABLE 8 - Continued

PSCC CODE	COMMODITY AND COUNTRY OF ORIGIN	GROSS WEIGHT (GK)	FOB VALUE		CIF
			DOLLARS	PESOS	DOLLARS
	PAKISTAN, ISLAMIC REP. OF	898.36	170	7,798	204
	PEOPLE'S REPUBLIC OF CHINA	68,608.65	37,158	1,704,437	40,325
	SINGAPORE	15.83	30	1,376	33
	THAILAND	1,369.53	596	27,339	657
	UNITED STATES OF AMERICA	14,099.18	29,450	1,350,872	32,220
630240	Table linen, knitted or crocheted	201,201.83	122,978	5,641,001	131,315
	FRANCE	25.83	1,577	72,337	1,926
	HONG KONG, CHINA	53,124.41	14,745	676,353	15,737
	JAPAN	13,589.87	3,854	176,783	4,290
	PEOPLE'S REPUBLIC OF CHINA	89,535.16	86,572	3,971,058	92,259
	REPUBLIC OF KOREA	44,647.80	11,114	509,799	11,823
	TAIWAN (REP. OF CHINA)	92.50	610	27,981	651
	THAILAND	186.26	4,506	206,690	4,629
630251	Other table linen, of cotton	478,216.60	656,169	30,098,471	709,952
	BANGLADESH	498.60	6,535	299,760	6,896
	FRANCE	261.78	4,968	227,882	5,666
	HONG KONG, CHINA	196.99	4,327	198,479	4,446
	INDIA	6,427.73	247,441	11,350,119	256,569
	INDONESIA	20.94	566	25,962	614
	JAPAN	5,756.20	2,109	96,740	2,418
	MALAYSIA	14,834.41	8,679	398,106	9,943
	NETHERLANDS	102.11	1,666	76,419	1,871
	PAKISTAN, ISLAMIC REP. OF	8,797.40	5,172	237,240	5,525
	PEOPLE'S REPUBLIC OF CHINA	219,273.55	308,286	14,141,079	340,479
	REPUBLIC OF KOREA	89,097.99	21,777	998,911	26,037
	RUSSIAN FEDERATION	0.82	37	1,697	42
	SINGAPORE	81,344.85	16,167	741,580	18,329
	TAIWAN (REP. OF CHINA)	17,938.39	2,962	135,867	3,447
	TURKEY	243.61	3,298	151,279	3,304
	UNITED STATES OF AMERICA	33,421.23	22,179	1,017,351	24,366
630252	Other table linen, of flax	52,520.44	61,292	2,811,464	67,771
	FRANCE	51.59	358	16,421	380
	HONG KONG, CHINA	177.43	2,803	128,574	2,995
	INDIA	14.99	184	8,440	268
	ITALY	187.96	7,971	365,630	9,007
	JAPAN	35.75	181	8,302	194
	PEOPLE'S REPUBLIC OF CHINA	51,472.58	42,548	1,951,677	46,881
	REPUBLIC OF KOREA	92.11	4,230	194,030	4,658
	UNITED STATES OF AMERICA	488.03	3,017	138,390	3,388
630253	Other table linen, of man-made fibers	824,741.59	472,906	21,692,198	489,323
	BANGLADESH	129.27	2,028	93,024	2,308
	FRANCE	2.43	104	4,770	110
	GERMANY	18.38	441	20,229	464
	HONG KONG, CHINA	54,112.65	34,749	1,593,936	35,927
	INDIA	22,134.43	19,947	914,969	20,455
	ITALY	290.26	12,467	571,861	12,545
	JAPAN	166.09	292	13,394	319
	MALAYSIA	1,592.58	410	18,807	468
	NETHERLANDS	29.75	785	36,008	819
	PAKISTAN, ISLAMIC REP. OF	9,355.14	3,455	158,481	3,466
	PEOPLE'S REPUBLIC OF CHINA	722,129.43	341,231	15,652,266	354,312
	REPUBLIC OF KOREA	11,633.13	26,592	1,219,775	27,159
	SINGAPORE	997.49	19,885	912,125	20,240
	TAIWAN (REP. OF CHINA)	19.05	125	5,734	133
	UNITED STATES OF AMERICA	2,131.51	10,395	476,819	10,598
630259	Other table linen, of other textile materials	7,879.46	18,730	859,145	20,436
	HONG KONG, CHINA	734.00	367	16,834	508
	INDIA	6.03	199	9,128	221
	PEOPLE'S REPUBLIC OF CHINA	6,950.64	16,100	738,507	17,554
	SINGAPORE	30.16	438	20,091	482
	UNITED STATES OF AMERICA	158.63	1,626	74,585	1,671
630260	Toilet linen and kitchen linen, of terry towelling or similar terry fabrics, of cotton	2,467,296.63	2,794,002	128,160,873	2,950,502

TABLE 8 - Continued

PSCC CODE	COMMODITY AND COUNTRY OF ORIGIN	GROSS WEIGHT (GK)	FOB VALUE		CIF
			DOLLARS	PESOS	DOLLARS
	BANGLADESH	25,080.51	103,749	4,758,967	112,764
	CAMBODIA (DEMOCRATIC KAMPUCHEA)	3,124.01	4,290	196,782	4,993
	CANADA	2,397.46	1,930	88,529	2,053
	DENMARK	8.05	322	14,770	333
	EGYPT ARAB REPUBLIC	3,878.89	3,767	172,792	3,922
	FRANCE	252.23	1,935	88,758	2,023
	GERMANY	86.00	499	22,889	540
	HONG KONG, CHINA	24,471.71	138,880	6,370,426	147,420
	INDIA	149,464.74	133,787	6,136,810	143,299
	INDONESIA	10,016.21	77,138	3,538,320	80,638
	JAPAN	8,789.35	31,437	1,442,015	33,066
	MALAYSIA	5,729.42	32,298	1,481,509	33,868
	NETHERLANDS	12.55	220	10,091	258
	PAKISTAN, ISLAMIC REP. OF	281,640.47	666,741	30,583,410	716,518
	PEOPLE'S REPUBLIC OF CHINA	1,892,127.00	1,398,002	64,126,352	1,457,177
	PORTUGAL	953.88	13,914	638,235	14,833
	REPUBLIC OF KOREA	20,352.81	5,680	260,542	6,038
	SINGAPORE	2,982.78	44,950	2,061,857	48,395
	SPAIN	660.42	5,111	234,442	5,461
	THAILAND	11,456.54	40,673	1,865,671	43,864
	TURKEY	1,129.88	18,793	862,035	19,713
	UK OF GREAT BRITAIN AND N. IRELAND	837.44	3,824	175,407	3,980
	UNITED ARAB EMIRATES, N.E.S.	5,440.32	8,984	412,096	10,289
	UNITED STATES OF AMERICA	16,403.96	57,078	2,618,168	59,057
630291	Toilet linen and kitchen linen, of cotton, n.e.s.	421,287.52	396,840	18,203,048	445,857
	BANGLADESH	22.90	363	16,651	374
	BRAZIL	158.40	913	41,879	2,134
	DENMARK	7.76	322	14,770	418
	FRANCE	20.63	167	7,660	173
	HONG KONG, CHINA	18,398.20	21,879	1,003,590	25,218
	INDIA	10,804.27	12,899	591,677	13,799
	INDONESIA	3,156.93	26,585	1,219,454	27,866
	JAPAN	1,072.66	1,675	76,832	1,857
	MALAYSIA	135.42	2,413	110,684	2,573
	PEOPLE'S REPUBLIC OF CHINA	365,806.22	264,305	12,123,670	301,075
	PORTUGAL	68.48	927	42,521	983
	REPUBLIC OF KOREA	0.85	436	19,999	509
	SINGAPORE	5,657.68	12,658	580,622	14,087
	TAIWAN (REP. OF CHINA)	4,158.73	262	12,018	304
	THAILAND	5,594.13	6,323	290,036	7,499
	TURKEY	181.09	2,278	104,492	2,439
	UNITED STATES OF AMERICA	6,043.17	42,435	1,946,493	44,549
630292	Toilet linen and kitchen linen, of flax	1,590,885.92	654,463	30,020,216	713,489
	HONG KONG, CHINA	26,932.12	10,349	474,709	11,073
	INDIA	3,336.60	2,881	132,151	3,078
	ITALY	1,398.26	52,905	2,426,752	60,525
	JAPAN	533.65	886	40,641	1,003
	MACAU	47.36	4,975	228,203	5,287
	PAKISTAN, ISLAMIC REP. OF	47,070.16	18,627	854,420	20,552
	PEOPLE'S REPUBLIC OF CHINA	1,499,877.51	522,415	23,963,176	567,624
	SINGAPORE	2,380.87	17,945	823,137	18,753
	TAIWAN (REP. OF CHINA)	3,133.82	938	43,026	1,005
	THAILAND	5,954.16	18,815	863,044	20,246
	UNITED STATES OF AMERICA	221.41	3,727	170,957	4,343
630293	Toilet linen and kitchen linen, of man-made fibers	90,470.78	127,661	5,855,810	137,967
	CAMBODIA (DEMOCRATIC KAMPUCHEA)	73.31	1,366	62,658	1,422
	DEMOCRATIC PEOPLE'S REP. OF KOREA	396.44	2,488	114,125	2,662
	HONG KONG, CHINA	2,216.95	1,969	90,318	2,190
	INDIA	40,230.71	28,285	1,297,433	30,939
	PEOPLE'S REPUBLIC OF CHINA	44,473.63	71,847	3,295,622	77,565
	SINGAPORE	544.81	5,706	261,734	6,034
	UK OF GREAT BRITAIN AND N. IRELAND	638.83	603	27,660	639
	UNITED STATES OF AMERICA	1,896.10	15,397	706,260	16,516
630299	Toilet linen and kitchen linen, of other textile materials	383,863.09	184,140	8,446,502	208,415
	HONG KONG, CHINA	2,864.23	28,096	1,288,764	31,790

TABLE 8 - Continued

PSCC CODE	COMMODITY AND COUNTRY OF ORIGIN	GROSS WEIGHT (GK)	FOB VALUE		CIF
			DOLLARS	PESOS	DOLLARS
	JAPAN	345.10	1,106	50,732	1,258
	PEOPLE'S REPUBLIC OF CHINA	379,390.88	150,274	6,893,068	170,408
	UNITED STATES OF AMERICA	1,262.88	4,664	213,938	4,959
6303	Curtains (including drapes) and interior blinds; curtain or bed valances.	7,411,008.49	3,368,604	154,517,870	3,690,971
630311	Curtains (including drapes) and interior blinds; curtain or bed valances, of cotton, knitted or crocheted	951,072.83	298,723	13,702,426	338,870
	AUSTRALIA	1,895.83	550	25,229	588
	DENMARK	12.47	153	7,018	164
	HONG KONG, CHINA	13,575.62	1,302	59,723	1,391
	INDONESIA	7,317.23	5,465	250,680	6,362
	JAPAN	6,745.97	1,242	56,971	1,521
	MALAYSIA	69,341.50	14,738	676,032	17,350
	PAKISTAN, ISLAMIC REP. OF	28,145.23	18,445	846,072	20,880
	PEOPLE'S REPUBLIC OF CHINA	534,655.28	163,256	7,488,553	180,947
	REPUBLIC OF KOREA	193,342.69	56,703	2,600,967	61,438
	SINGAPORE	43,501.42	9,024	413,931	10,157
	TAIWAN (REP. OF CHINA)	41,064.43	7,794	357,511	9,486
	UNITED STATES OF AMERICA	11,475.16	20,051	919,739	28,586
630312	Curtains (including drapes) and interior blinds; curtain or bed valances, of synthetic fibers, knitted or crocheted	150,232.72	184,417	8,459,208	205,045
	AUSTRALIA	713.80	18,782	861,530	22,685
	PEOPLE'S REPUBLIC OF CHINA	79,624.73	125,771	5,769,116	133,685
	REPUBLIC OF KOREA	38,488.42	11,637	533,789	13,883
	SINGAPORE	19.10	856	39,265	1,066
	TAIWAN (REP. OF CHINA)	30,223.97	7,838	359,529	8,626
	UNITED STATES OF AMERICA	1,162.70	19,533	895,979	25,100
630319	Curtains (including drapes) and interior blinds; curtain or bed valances, of other textile materials, knitted or crocheted	1,427,463.62	460,398	21,118,457	518,896
	CANADA	7,935.98	1,370	62,842	1,636
	HONDURAS, REPUBLIC OF	11,481.54	2,238	102,657	2,592
	HONG KONG, CHINA	8,034.64	4,401	201,874	4,776
	INDIA	4,331.38	6,819	312,788	7,343
	INDONESIA	1,418.44	801	36,742	967
	ITALY	191.71	727	33,347	822
	JAPAN	52,111.52	20,899	958,637	23,650
	MALAYSIA	180,433.24	38,715	1,775,857	44,650
	PAKISTAN, ISLAMIC REP. OF	27,806.01	15,231	698,646	16,852
	PEOPLE'S REPUBLIC OF CHINA	548,209.78	224,680	10,306,072	249,254
	REPUBLIC OF KOREA	340,038.22	95,484	4,379,851	109,050
	SINGAPORE	67,400.06	13,846	635,116	16,547
	TAIWAN (REP. OF CHINA)	106,317.74	19,880	911,896	23,041
	UNITED ARAB EMIRATES, N.E.S.	3,996.28	716	32,843	765
	UNITED STATES OF AMERICA	67,757.08	14,591	669,289	16,951
630391	Curtains (including drapes) and interior blinds; curtain or bed valances, of cotton, not knitted or crocheted	228,499.76	140,978	6,466,661	152,531
	BANGLADESH	104.04	1,621	74,355	1,823
	HONG KONG, CHINA	491.13	8,067	370,033	8,335
	INDIA	1,066.39	5,141	235,818	5,280
	JAPAN	268.03	237	10,871	302
	MALAYSIA	16,695.39	4,332	198,709	4,826
	PAKISTAN, ISLAMIC REP. OF	681.59	8,873	407,005	9,371
	PEOPLE'S REPUBLIC OF CHINA	179,354.29	99,560	4,566,817	108,808
	REPUBLIC OF KOREA	18,771.65	5,845	268,110	6,173
	SINGAPORE	10,585.81	5,064	232,286	5,253
	UNITED STATES OF AMERICA	481.44	2,238	102,657	2,360
630392	Curtains (including drapes) and interior blinds; curtain or bed valances, of synthetic fibers, not knitted or crocheted	2,262,989.32	1,394,161	63,950,166	1,505,148
	AUSTRALIA	670.95	18,156	832,816	21,882
	BANGLADESH	78.07	1,020	46,787	1,080
	DEMOCRATIC PEOPLE'S REP. OF KOREA	458.19	1,038	47,613	1,109
	FRANCE	82.78	87	3,991	98
	GERMANY	55.11	1,331	61,053	1,400

TABLE 8 - *Continued*

PSCC CODE	COMMODITY AND COUNTRY OF ORIGIN	GROSS WEIGHT (GK)	FOB VALUE		CIF DOLLARS
			DOLLARS	PESOS	
	HONDURAS, REPUBLIC OF	21,445.00	3,371	154,628	3,400
	HONG KONG, CHINA	3,497.72	13,827	634,244	14,795
	INDONESIA	30,100.79	4,990	228,891	5,060
	JAPAN	24,956.98	7,419	340,310	8,293
	MALAYSIA	175,380.95	173,884	7,976,059	212,867
	PAKISTAN, ISLAMIC REP. OF	21.71	205	9,403	280
	PEOPLE'S REPUBLIC OF CHINA	1,178,552.72	940,811	43,155,001	985,080
	REPUBLIC OF KOREA	378,994.06	105,773	4,851,808	117,625
	SINGAPORE	185,404.51	39,044	1,790,948	41,276
	SPAIN	40.76	465	21,330	502
	SWEDEN	9.33	1,100	50,457	1,581
	TAIWAN (REP. OF CHINA)	187,457.37	40,415	1,853,836	46,071
	UK OF GREAT BRITAIN AND N. IRELAND	9.62	1,245	57,108	1,296
	UNITED ARAB EMIRATES, N.E.S.	22.62	825	37,843	848
	UNITED STATES OF AMERICA	75,750.08	39,155	1,796,040	40,605
630399	Curtains (including drapes) and interior blinds; curtain or bed valances, of other textile materials, not knitted or crocheted	2,390,750.24	889,927	40,820,952	970,481
	DENMARK	1.03	37	1,697	38
	FRANCE	15.83	1,233	56,558	1,235
	GERMANY	255.35	4,526	207,608	6,634
	HONG KONG, CHINA	7,728.94	11,336	519,982	12,167
	INDIA	1,200.03	5,301	243,157	5,791
	JAPAN	37,728.45	65,529	3,005,815	76,332
	MALAYSIA	398.24	1,148	52,659	1,151
	PEOPLE'S REPUBLIC OF CHINA	2,144,636.36	673,798	30,907,114	730,567
	REPUBLIC OF KOREA	28,075.81	8,747	401,225	9,993
	SINGAPORE	1,508.04	65,352	2,997,696	67,217
	SPAIN	38.19	824	37,797	858
	SWEDEN	57.41	2,946	135,133	3,115
	TAIWAN (REP. OF CHINA)	160,940.59	37,001	1,697,236	42,027
	TURKEY	144.06	2,700	123,849	2,774
	UNITED STATES OF AMERICA	8,021.91	9,449	433,426	10,582
6304	Other furnishing articles, excluding those of heading 94.04.	3,285,168.64	3,967,532	181,990,689	4,193,167
630419	Bedspreads, not knitted or crocheted	1,522,153.03	734,334	33,683,903	792,439
	AUSTRALIA	2,342.07	592	27,156	630
	BAHRAIN	61.34	928	42,567	969
	CANADA	7,007.36	1,268	58,163	1,514
	HONDURAS, REPUBLIC OF	9,988.54	1,981	90,868	2,295
	HONG KONG, CHINA	2,807.58	982	45,044	1,073
	INDIA	9,843.95	6,835	313,521	7,651
	INDONESIA	5,168.92	2,301	105,547	2,619
	JAPAN	76,984.25	27,231	1,249,086	30,608
	MALAYSIA	244,215.62	123,102	5,646,689	136,843
	PAKISTAN, ISLAMIC REP. OF	2,296.17	626	28,715	716
	PEOPLE'S REPUBLIC OF CHINA	239,795.37	91,752	4,208,665	99,947
	REPUBLIC OF KOREA	390,875.22	93,683	4,297,240	107,677
	SINGAPORE	187,375.57	37,547	1,722,281	43,451
	TAIWAN (REP. OF CHINA)	188,660.46	33,843	1,552,378	39,456
	UNITED ARAB EMIRATES, N.E.S.	3,498.16	633	29,036	677
	UNITED STATES OF AMERICA	68,096.49	14,611	670,207	16,891
	VIETNAM	83,135.96	296,419	13,596,740	299,422
630491	Other furnishing articles, excluding those of heading No. 94.04, knitted or crocheted	685,116.06	1,344,839	61,687,762	1,432,418
	BANGLADESH	25.23	411	18,853	444
	HONG KONG, CHINA	4.92	99	4,541	102
	INDIA	191.54	4,535	208,020	4,830
	JAPAN	2,586.09	6,991	320,677	7,294
	MALAYSIA	2,222.57	15,120	693,554	16,713
	PAKISTAN, ISLAMIC REP. OF	18,912.72	106,958	4,906,163	109,852
	PEOPLE'S REPUBLIC OF CHINA	412,616.81	330,860	15,176,548	355,338
	REPUBLIC OF KOREA	6,093.90	2,405	110,317	2,629
	SINGAPORE	178.11	4,181	191,782	4,351
	UNITED STATES OF AMERICA	481.76	4,144	190,085	4,510
	VIETNAM	241,802.41	869,135	39,867,222	926,355
630492	Other furnishing articles, excluding those of heading No. 94.04, of cotton, not knitted or crocheted	124,657.55	359,803	16,504,160	379,983

TABLE 8 - Continued

PSCC CODE	COMMODITY AND COUNTRY OF ORIGIN	GROSS WEIGHT (GK)	FOB VALUE		CIF
			DOLLARS	PESOS	DOLLARS
	BANGLADESH	1,058.87	13,891	637,180	14,701
	GERMANY	130.21	3,145	144,261	3,308
	HONG KONG, CHINA	65.03	342	15,688	364
	INDIA	2,661.20	38,136	1,749,297	40,193
	ISRAEL	3.39	78	3,578	91
	ITALY	310.64	4,344	199,259	4,642
	JAPAN	17,175.80	2,892	132,656	2,976
	MALAYSIA	3,251.61	41,858	1,920,026	44,745
	PAKISTAN, ISLAMIC REP. OF	1,684.48	22,495	1,031,845	22,830
	PEOPLE'S REPUBLIC OF CHINA	89,417.96	221,689	10,168,874	234,614
	PORTUGAL	18.23	390	17,889	452
	REPUBLIC OF KOREA	4,882.15	1,181	54,172	1,227
	SINGAPORE	447.98	8,723	400,124	9,183
	TAIWAN (REP. OF CHINA)	3,550.00	639	29,311	657
630493	Other furnishing articles, excluding those of heading No. 94.04, of synthetic fibers, not knitted or crocheted	410,201.07	442,813	20,311,834	459,606
	BANGLADESH	219.21	3,411	156,463	3,470
	CANADA	13.91	607	27,843	701
	GERMANY	122.36	4,708	215,956	4,858
	HONG KONG, CHINA	6.69	232	10,642	270
	INDIA	12,594.91	57,549	2,639,773	58,801
	INDONESIA	709.45	807	37,017	830
	ISRAEL	8.48	178	8,165	208
	ITALY	136.99	603	27,660	643
	JAPAN	111.63	5,626	258,065	5,963
	MALAYSIA	29,481.16	67,106	3,078,152	69,594
	PAKISTAN, ISLAMIC REP. OF	9,056.02	14,043	644,152	14,496
	PEOPLE'S REPUBLIC OF CHINA	286,335.20	242,690	11,132,191	252,517
	REPUBLIC OF KOREA	33,521.58	12,701	582,595	14,151
	SINGAPORE	1,640.27	8,939	410,032	9,115
	SPAIN	3.30	38	1,743	41
	TAIWAN (REP. OF CHINA)	10,667.54	5,456	250,267	5,473
	THAILAND	670.45	381	17,476	398
	UK OF GREAT BRITAIN AND N. IRELAND	3.35	284	13,027	325
	UNITED STATES OF AMERICA	24,898.57	17,454	800,615	17,752
630499	Other furnishing articles, excluding those of heading No. 94.04, of other textile materials, not knitted or crocheted	543,040.93	1,085,743	49,803,030	1,128,721
	FRANCE	57.47	1,517	69,585	1,589
	HONG KONG, CHINA	236.93	1,680	77,061	1,726
	INDIA	8,313.28	77,275	3,544,604	81,946
	ISRAEL	4.47	84	3,853	100
	ITALY	2.21	254	11,651	264
	JAPAN	2.50	181	8,302	193
	MALAYSIA	759.08	5,123	234,992	5,231
	PAKISTAN, ISLAMIC REP. OF	7,618.19	1,835	84,171	2,056
	PEOPLE'S REPUBLIC OF CHINA	299,475.16	175,715	8,060,047	191,582
	REPUBLIC OF KOREA	632.94	538	24,678	705
	SINGAPORE	275.14	10,332	473,929	10,777
	UNITED STATES OF AMERICA	1,297.49	10,970	503,194	11,003
	VIETNAM	224,366.07	800,239	36,706,963	821,549
6305	Sacks and bags, of a kind used for the packing of goods.	25,071,696.38	13,830,003	634,382,241	14,721,753
630510	Sacks and bags, of jute or of other textile bast fibers of heading No. 53.03	5,862,359.46	1,754,212	80,465,706	1,882,579
	BANGLADESH	47,590.43	22,347	1,025,057	25,237
	HONG KONG, CHINA	49,842.68	22,102	1,013,819	25,048
	INDONESIA	591,040.57	200,296	9,187,577	221,395
	JAPAN	254.00	254	11,651	337
	PEOPLE'S REPUBLIC OF CHINA	5,151,016.15	1,497,658	68,697,573	1,596,512
	REPUBLIC OF KOREA	5.91	38	1,743	40
	SINGAPORE	693.22	5,783	265,267	8,248
	TAIWAN (REP. OF CHINA)	21,916.50	5,734	263,019	5,762
630520	Sacks and bags, of cotton	640,594.93	427,855	19,625,710	443,288
	HONG KONG, CHINA	45.95	385	17,660	407
	JAPAN	1,234.09	55,998	2,568,629	56,051

TABLE 8 - Continued

PSCC CODE	COMMODITY AND COUNTRY OF ORIGIN	GROSS WEIGHT (GK)	FOB VALUE		CIF
			DOLLARS	PESOS	DOLLARS
	MALAYSIA	575.25	3,598	165,041	3,698
	PEOPLE'S REPUBLIC OF CHINA	638,049.85	356,906	16,371,278	371,630
	SINGAPORE	689.79	10,968	503,102	11,502
630532	Flexible intermediate bulk containers, of man-made textile materials	6,597,092.66	4,454,621	204,333,465	4,686,137
	AUSTRALIA	11,096.08	46,738	2,143,872	48,057
	BRAZIL	40.07	1,025	47,017	1,250
	FRANCE	5,347.43	17,646	809,422	17,704
	GERMANY	25.41	292	13,394	300
	HONG KONG, CHINA	1,388.16	11,668	535,211	12,023
	INDIA	19,758.97	55,292	2,536,244	63,367
	INDONESIA	68,922.02	276,003	12,660,258	290,454
	JAPAN	3,399.68	35,473	1,627,147	37,472
	MALAYSIA	4,532.58	18,338	841,164	19,287
	PAKISTAN, ISLAMIC REP. OF	772.27	10,507	481,956	10,575
	PEOPLE'S REPUBLIC OF CHINA	6,147,205.84	3,768,253	172,849,765	3,960,817
	QATAR	86.11	835	38,301	1,043
	REPUBLIC OF KOREA	38,026.41	70,720	3,243,926	76,733
	SINGAPORE	866.71	4,102	188,159	4,632
	SPAIN	4.47	392	17,981	406
	TAIWAN (REP. OF CHINA)	22,662.83	12,340	566,036	13,223
	THAILAND	20.55	318	14,587	327
	TURKEY	566.55	2,386	109,446	2,548
	UK OF GREAT BRITAIN AND N. IRELAND	1,940.89	14,566	668,142	15,162
	UNITED STATES OF AMERICA	765.28	2,716	124,582	2,981
	VIETNAM	269,664.35	105,011	4,816,855	107,776
630533	Sacks and bags, of man-made textile materials, of polyethylene or polypropylene strip or the like	4,774,654.55	3,948,394	181,112,832	4,156,361
	HONG KONG, CHINA	2,300.39	7,956	364,942	8,446
	INDONESIA	85,714.11	147,829	6,780,916	151,558
	ITALY	0.01	302	13,853	371
	JAPAN	24,428.46	42,574	1,952,869	47,347
	MALAYSIA	2,785.65	18,283	838,641	18,357
	PAKISTAN, ISLAMIC REP. OF	500.22	7,335	336,456	7,749
	PEOPLE'S REPUBLIC OF CHINA	3,482,598.61	1,465,425	67,219,045	1,564,576
	REPUBLIC OF KOREA	13,539.76	12,920	592,640	13,937
	SINGAPORE	3,038.12	4,279	196,278	4,441
	TAIWAN (REP. OF CHINA)	107,478.49	30,997	1,421,832	32,156
	THAILAND	67,503.05	302,301	13,866,547	327,997
	TURKEY	31.29	28	1,284	295
	UNITED STATES OF AMERICA	12,596.25	21,984	1,008,406	24,545
	VIETNAM	972,140.14	1,886,181	86,519,123	1,954,586
630539	Sacks and bags, of man-made textile materials, n.e.s.	4,194,673.32	1,256,227	57,623,133	1,401,269
	HONG KONG, CHINA	4,580.26	44,160	2,025,619	46,173
	JAPAN	185.26	3,142	144,124	6,888
	MALAYSIA	84.75	3,789	173,801	3,951
	PEOPLE'S REPUBLIC OF CHINA	3,684,900.76	1,053,536	48,325,696	1,176,197
	REPUBLIC OF KOREA	17,093.53	23,743	1,089,091	25,788
	SINGAPORE	750.66	3,822	175,316	4,429
	UNITED STATES OF AMERICA	1,673.85	12,378	567,779	13,665
	VIETNAM	485,404.25	111,657	5,121,707	124,178
630590	Sacks and bags, of other textile materials	3,002,321.46	1,988,694	91,221,395	2,152,119
	AUSTRALIA	8,959.66	41,279	1,893,468	44,181
	GERMANY	105.68	456	20,917	1,043
	HONG KONG, CHINA	18,275.90	9,779	448,563	10,728
	INDONESIA	10.83	25	1,147	27
	JAPAN	28,665.31	9,129	418,747	10,088
	MALAYSIA	148,071.31	709,701	32,553,985	768,704
	PEOPLE'S REPUBLIC OF CHINA	2,739,943.39	1,149,186	52,713,162	1,238,248
	REPUBLIC OF KOREA	349.41	660	30,274	687
	SINGAPORE	6,699.48	31,867	1,461,739	36,711
	SPAIN	16.91	744	34,127	895
	TAIWAN (REP. OF CHINA)	45,639.98	13,217	606,264	15,126
	UK OF GREAT BRITAIN AND N. IRELAND	1.74	107	4,908	169
	UNITED STATES OF AMERICA	5,555.52	22,519	1,032,947	25,482
	VIETNAM	26.34	25	1,147	30

TABLE 8 - Continued

PSCC CODE	COMMODITY AND COUNTRY OF ORIGIN	GROSS WEIGHT (GK)	FOB VALUE		CIF
			DOLLARS	PESOS	DOLLARS
6306	Tarpaulins, awnings and sunblinds; tents; sails for boats, sailboards or landcraft; camping goods.	23,486,227.39	10,278,864	471,491,497	10,877,404
630611	Tarpaulins, awnings and sunblinds, of cotton	76,465.54	20,605	945,151	22,378
	PEOPLE'S REPUBLIC OF CHINA	76,116.02	20,091	921,574	21,808
	THAILAND	349.52	514	23,577	570
630612	Tarpaulins, awnings and sunblinds, of synthetic fibers	12,508,572.06	4,905,759	225,027,165	5,093,848
	ANDORRA	37,298.30	10,055	461,223	10,467
	AUSTRALIA	45,774.02	15,093	692,316	15,947
	FRANCE	277.64	1,469	67,383	1,472
	HONG KONG, CHINA	29,657.73	7,955	364,896	8,043
	INDIA	10,376.67	24,410	1,119,687	25,099
	INDONESIA	65,536.97	16,111	739,012	16,637
	JAPAN	15,083.52	4,225	193,801	4,247
	MALAYSIA	7,091.61	19,645	901,116	19,759
	PEOPLE'S REPUBLIC OF CHINA	12,029,724.89	4,682,443	214,783,660	4,863,517
	REPUBLIC OF KOREA	164,638.03	62,227	2,854,352	64,116
	SINGAPORE	45.71	2,151	98,666	2,208
	SWITZERLAND	636.01	3,665	168,114	3,938
	TAIWAN (REP. OF CHINA)	13,150.04	32,781	1,503,664	33,865
	THAILAND	14.14	153	7,018	176
	UNITED ARAB EMIRATES, N.E.S.	788.87	768	35,228	978
	UNITED STATES OF AMERICA	7.69	1,505	69,034	1,551
	VIETNAM	88,470.22	21,103	967,995	21,828
630619	Tarpaulins, awnings and sunblinds, of other textile materials	8,810,208.35	2,990,896	137,192,400	3,259,100
	AUSTRALIA	47.50	100	4,587	117
	BELGIUM	1,520.63	541	24,816	578
	DENMARK	48.28	778	35,687	810
	GERMANY	156.56	915	41,971	943
	HONG KONG, CHINA	2,468.94	1,277	58,576	1,459
	INDONESIA	137,521.35	35,582	1,632,146	38,294
	ITALY	101.50	4,324	198,342	6,403
	PEOPLE'S REPUBLIC OF CHINA	8,196,868.72	2,806,311	128,725,486	3,058,146
	REPUBLIC OF KOREA	305,094.39	99,025	4,542,277	106,613
	SINGAPORE	442.11	513	23,531	923
	SPAIN	41.20	562	25,779	585
	UNITED ARAB EMIRATES, N.E.S.	105.14	126	5,780	160
	UNITED STATES OF AMERICA	47.52	854	39,173	917
	URUGUAY	176.44	812	37,246	899
	VIETNAM	165,568.07	39,176	1,797,003	42,253
630621	Tents, of cotton	209,550.20	64,830	2,973,753	70,775
	AUSTRALIA	402.58	196	8,991	245
	INDONESIA	43,235.74	10,526	482,828	11,087
	JAPAN	50.00	50	2,294	55
	PEOPLE'S REPUBLIC OF CHINA	165,861.02	54,027	2,478,218	59,352
	SPAIN	0.86	31	1,422	36
630622	Tents, of synthetic fibers	315,966.04	525,956	24,125,603	554,941
	AUSTRALIA	233.13	1,119	51,329	1,165
	FRANCE	8,695.93	20,445	937,812	22,065
	GERMANY	1,149.74	61,093	2,802,336	65,863
	HONG KONG, CHINA	401.27	438	20,091	462
	INDONESIA	42,879.60	10,526	482,828	11,087
	MALAYSIA	18,781.81	41,287	1,893,835	48,184
	NEW ZEALAND	1,086.67	652	29,907	853
	PEOPLE'S REPUBLIC OF CHINA	238,511.46	362,888	16,645,673	376,477
	REPUBLIC OF KOREA	2,068.82	10,538	483,378	10,547
	UNITED STATES OF AMERICA	2,157.61	16,970	778,414	18,238
630629	Tents, of other textile materials	1,361,167.57	875,072	40,139,553	929,482
	AUSTRALIA	15,065.43	9,506	436,040	10,122

TABLE 8 - Continued

PSCC CODE	COMMODITY AND COUNTRY OF ORIGIN	GROSS WEIGHT (GK)	FOB VALUE		CIF
			DOLLARS	PESOS	DOLLARS
	GERMANY	377.34	6,880	315,586	7,420
	HONG KONG, CHINA	3,691.49	3,114	142,839	3,482
	JAPAN	610.20	441	20,229	484
	MALAYSIA	21,878.98	76,442	3,506,395	82,629
	NEW ZEALAND	2,148.87	1,855	85,089	1,866
	PAKISTAN, ISLAMIC REP. OF	23,813.27	114,814	5,266,518	118,072
	PEOPLE'S REPUBLIC OF CHINA	1,289,126.71	648,560	29,749,447	690,931
	REPUBLIC OF KOREA	1,579.95	2,156	98,896	2,334
	TAIWAN (REP. OF CHINA)	2,360.10	1,784	81,832	2,028
	UK OF GREAT BRITAIN AND N. IRELAND	24.98	622	28,531	665
	UNITED STATES OF AMERICA	490.25	8,898	408,151	9,449
630631	Sails for boats, sailboards or landcraft, of synthetic fibers	7,473.07	179,220	8,220,821	204,999
	AUSTRALIA	164.73	3,872	177,609	9,062
	AUSTRIA	15.08	181	8,302	186
	DENMARK	21.75	435	19,953	533
	GERMANY	1,538.20	45,910	2,105,892	49,320
	HONG KONG, CHINA	1,347.56	16,247	745,250	16,833
	JAPAN	116.83	1,321	60,594	1,427
	NETHERLANDS	1,028.96	37,693	1,728,978	44,239
	PEOPLE'S REPUBLIC OF CHINA	1,188.78	5,389	247,193	6,664
	SINGAPORE	33.81	2,588	118,712	2,931
	SPAIN	162.58	1,232	56,512	1,338
	UK OF GREAT BRITAIN AND N. IRELAND	271.30	12,499	573,329	14,463
	UNITED STATES OF AMERICA	1,583.49	51,853	2,378,497	58,003
630639	Sails for boats, sailboards or landcraft, of other textile materials	1,310.32	33,982	1,558,755	40,089
	GERMANY	311.45	4,950	227,057	5,857
	JAPAN	2.51	122	5,596	138
	NETHERLANDS	197.39	8,203	376,272	9,676
	THAILAND	177.84	1,117	51,237	1,119
	UK OF GREAT BRITAIN AND N. IRELAND	98.83	7,222	331,273	8,820
	UNITED STATES OF AMERICA	522.30	12,368	567,320	14,479
630641	Pneumatic mattresses, of cotton	5,616.63	1,616	74,126	1,802
	PEOPLE'S REPUBLIC OF CHINA	5,616.63	1,616	74,126	1,802
630649	Pneumatic mattresses, of other textile materials	8,759.00	12,322	565,211	13,283
	PEOPLE'S REPUBLIC OF CHINA	8,620.59	6,189	283,890	6,664
	SINGAPORE	3.89	245	11,238	255
	UNITED STATES OF AMERICA	134.52	5,888	270,083	6,364
630691	Camping goods, n.e.s., of cotton	139,865.19	652,147	29,913,984	669,109
	AUSTRALIA	626.45	2,346	107,611	2,414
	CANADA	135.20	49	2,248	58
	GERMANY	160.68	5,486	251,643	5,721
	HONG KONG, CHINA	1,484.42	7,818	358,612	7,818
	JAPAN	63,809.94	382,712	17,554,999	382,745
	NETHERLANDS	2,124.05	89,279	4,095,228	94,364
	PEOPLE'S REPUBLIC OF CHINA	60,883.16	23,379	1,072,395	24,184
	REPUBLIC OF KOREA	935.62	9,709	445,352	10,778
	SPAIN	1,745.96	23,240	1,066,019	25,344
	TAIWAN (REP. OF CHINA)	12.22	48	2,202	48
	THAILAND	361.50	4,348	199,443	4,350
	UK OF GREAT BRITAIN AND N. IRELAND	3.08	112	5,137	115
	UNITED STATES OF AMERICA	7,582.91	103,621	4,753,095	111,170
630699	Camping goods, n.e.s., of other textile materials	41,273.42	16,459	754,975	17,598
	BELGIUM	3.35	3,190	146,325	3,376
	CANADA	0.43	26	1,193	29

TABLE 8 - Continued

PSCC CODE	COMMODITY AND COUNTRY OF ORIGIN	GROSS WEIGHT (GK)	FOB VALUE		CIF
			DOLLARS	PESOS	DOLLARS
	MALAYSIA	10.86	121	5,550	126
	PEOPLE'S REPUBLIC OF CHINA	41,144.89	12,949	593,971	13,863
	TAIWAN (REP. OF CHINA)	109.40	93	4,266	108
	UNITED STATES OF AMERICA	4.49	80	3,670	96
6307	Other made up articles, including dress patterns.	6,879,080.23	11,659,540	534,823,093	12,418,324
630710	Floor-cloths, dish-cloths, dusters and similar cleaning cloths	3,877,696.45	4,173,902	191,456,884	4,415,505
	AUSTRIA	11.67	145	6,651	155
	CANADA	230.40	6,845	313,980	7,274
	DEMOCRATIC PEOPLE'S REP. OF KOREA	860.90	19,289	884,786	19,407
	DENMARK	518.51	29,619	1,358,623	29,956
	FINLAND	51.65	1,581	72,521	1,770
	FRANCE	6.11	221	10,137	262
	GERMANY	151.86	2,705	124,078	3,098
	HONG KONG, CHINA	96,186.29	141,283	6,480,652	154,727
	INDIA	37.48	704	32,293	737
	INDONESIA	4,421.04	20,730	950,885	21,432
	ITALY	8,391.24	30,820	1,413,713	33,507
	JAPAN	35,051.95	386,024	17,706,921	404,754
	MALAYSIA	15,198.11	67,900	3,114,573	70,016
	NETHERLANDS	509.84	3,021	138,573	3,552
	NORWAY	4.64	97	4,449	101
	PAKISTAN, ISLAMIC REP. OF	8,846.36	8,742	400,996	8,760
	PEOPLE'S REPUBLIC OF CHINA	3,461,858.12	2,734,238	125,419,497	2,892,592
	REPUBLIC OF KOREA	17,206.98	330,624	15,165,723	345,080
	SINGAPORE	8,016.52	41,081	1,884,385	43,968
	SPAIN	129.66	426	19,541	455
	SWEDEN	3.11	257	11,789	276
	SWITZERLAND	16.57	123	5,642	283
	TAIWAN (REP. OF CHINA)	11,771.16	65,955	3,025,355	69,151
	THAILAND	44,560.50	52,116	2,390,561	54,991
	TURKEY	157.00	395	18,119	444
	UK OF GREAT BRITAIN AND N. IRELAND	143.08	963	44,173	1,117
	UNITED ARAB EMIRATES, N.E.S.	21.56	121	5,550	127
	UNITED STATES OF AMERICA	110,225.87	163,821	7,514,469	180,276
	VIETNAM	53,108.27	64,056	2,938,249	67,237
630720	Life jackets and life-belts	119,658.23	568,196	26,063,149	597,669
	AUSTRALIA	42.03	2,053	94,171	2,608
	AUSTRIA	20.89	437	20,045	581
	CANADA	9.16	1,258	57,704	1,344
	FRANCE	45.25	4,433	203,342	5,152
	HONG KONG, CHINA	31.63	586	26,880	621
	INDIA	32.21	569	26,100	678
	JAPAN	11.42	631	28,944	657
	MALAYSIA	212.04	7,098	325,585	7,374
	NEW ZEALAND	9.86	792	36,329	820
	PEOPLE'S REPUBLIC OF CHINA	101,772.55	288,885	13,251,155	303,914
	REPUBLIC OF KOREA	3,772.45	11,045	506,634	12,322
	ROMANIA	9.30	932	42,751	958
	SINGAPORE	727.01	16,378	751,258	17,904
	TAIWAN (REP. OF CHINA)	8,850.90	20,249	928,821	21,313
	THAILAND	1,261.40	54,071	2,480,237	56,307
	UK OF GREAT BRITAIN AND N. IRELAND	474.11	94,464	4,333,064	98,449
	UNITED ARAB EMIRATES, N.E.S.	1,660.36	18,829	863,686	19,321
	UNITED STATES OF AMERICA	715.66	45,486	2,086,443	47,346
630790	Other made up articles, including dress patterns, n.e.s.	2,881,725.55	6,917,442	317,303,060	7,405,150
	AUSTRALIA	3,561.61	34,213	1,569,350	37,248
	AUSTRIA	40.83	468	21,467	1,686

TABLE 8 - Continued

PSCC CODE	COMMODITY AND COUNTRY OF ORIGIN	GROSS WEIGHT (GK)	FOB VALUE		CIF
			DOLLARS	PESOS	DOLLARS
	BANGLADESH	24.20	307	14,082	329
	BELGIUM	306.91	7,827	359,024	8,841
	BELIZE (BRITISH HONDURAS)	799.52	528	24,219	627
	CAMBODIA (DEMOCRATIC KAMPUCHEA)	1.77	47	2,156	55
	CANADA	1,029.22	2,279	104,538	2,699
	CZECH REPUBLIC (CZECHOSLOVAKIA)	159.10	1,429	65,548	1,449
	DENMARK	874.26	13,350	612,365	13,912
	FRANCE	623.22	65,281	2,994,439	70,716
	GERMANY	4,019.03	59,316	2,720,825	73,200
	HONG KONG, CHINA	48,828.38	351,291	16,113,718	373,034
	INDIA	8,286.86	68,078	3,122,738	71,847
	INDONESIA	58.69	1,735	79,585	1,808
	IRELAND	5.08	310	14,220	321
	ISRAEL	4.70	88	4,037	104
	ITALY	17,511.98	49,593	2,274,831	53,292
	JAPAN	67,063.67	449,756	20,630,307	479,402
	LUXEMBOURG	60.04	3,064	140,546	3,470
	MALAWI	2,128.79	1,641	75,273	1,688
	MALAYSIA	31,133.10	61,443	2,818,389	64,750
	NETHERLANDS	144.23	3,406	156,233	3,528
	NEW ZEALAND	503.39	2,294	105,226	2,385
	NORWAY	105.67	944	43,301	982
	PAKISTAN, ISLAMIC REP. OF	54.50	196	8,990	223
	PEOPLE'S REPUBLIC OF CHINA	2,422,066.61	3,684,127	168,990,905	3,869,652
	QATAR	38.25	812	37,246	1,015
	REPUBLIC OF KOREA	13,121.32	286,382	13,136,342	308,724
	SINGAPORE	32,137.71	590,147	27,070,042	683,843
	SPAIN	130.05	2,184	100,181	2,370
	SRI LANKA (CEYLON)	59.69	1,067	48,943	1,134
	SWEDEN	808.05	26,589	1,219,637	32,325
	SWITZERLAND	615.84	6,576	301,640	9,164
	TAIWAN (REP. OF CHINA)	122,952.09	223,619	10,257,404	237,440
	THAILAND	14,347.97	100,530	4,611,311	105,710
	TURKEY	204.78	3,327	152,609	3,595
	UK OF GREAT BRITAIN AND N. IRELAND	3,780.80	36,950	1,694,896	43,799
	UNITED ARAB EMIRATES, N.E.S.	8,559.04	52,902	2,426,615	55,567
	UNITED STATES OF AMERICA	74,138.15	703,014	32,247,252	762,080
	VIETNAM	1,249.33	20,222	927,584	21,018
	VIRGIN ISLANDS (BRITISH)	187.12	110	5,046	118
6308	Sets consisting of woven fabric and yarn, whether or not with accessories, for making up into rugs, tapestries, embroidered tablecloths or serviettes, or similar textile articles, put up in packings for retail sale.	253,750.83	64,027	2,936,919	68,012
630800	Sets consisting of woven fabric and yarn, whether or not with accessories, for making up into rugs, tapestries, embroidered tablecloths or serviettes, or similar textile articles, put up in packings for retail sale	253,750.83	64,027	2,936,919	68,012
	HONG KONG, CHINA	964.25	650	29,816	770
	INDONESIA	190,737.57	28,159	1,291,653	29,697
	PEOPLE'S REPUBLIC OF CHINA	55,558.18	19,538	896,208	21,339
	REPUBLIC OF KOREA	6,028.23	7,725	354,346	7,775
	SPAIN	254.01	6,915	317,191	7,388
	UK OF GREAT BRITAIN AND N. IRELAND	208.59	1,040	47,705	1,043
6309	Worn clothing and other worn articles.	15,494,950.56	4,392,664	201,491,497	4,896,963
630900	Worn clothing and other worn articles	15,494,950.56	4,392,664	201,491,497	4,896,963
	AUSTRALIA	503.60	5,836	267,698	5,897
	BANGLADESH	33,422.28	10,789	494,891	13,195
	BELGIUM	12,028.70	6,400	293,568	7,143
	CAMBODIA (DEMOCRATIC KAMPUCHEA)	9,696.68	4,015	184,168	4,729

TABLE 8 - Continued

PSCC CODE	COMMODITY AND COUNTRY OF ORIGIN	GROSS WEIGHT (GK)	FOB VALUE		CIF
			DOLLARS	PESOS	DOLLARS
	CANADA	728,962.45	288,039	13,212,350	314,093
	DENMARK	17,965.82	17,072	783,092	18,499
	FRANCE	11.03	467	21,421	484
	GERMANY	2,352.90	342	15,688	368
	HAWAII	71,895.00	10,672	489,525	12,513
	HONDURAS, REPUBLIC OF	6,271.70	896	41,100	921
	HONG KONG, CHINA	199,460.51	61,846	2,836,875	70,063
	ICELAND	12,136.14	2,008	92,107	2,388
	INDIA	447,997.30	145,730	6,684,635	158,092
	INDONESIA	199,694.86	62,640	2,873,297	75,243
	ISRAEL	201,891.92	34,727	1,592,927	38,755
	ITALY	942.21	1,483	68,025	1,662
	JAPAN	2,616,289.63	784,294	35,975,565	871,613
	MALAYSIA	989,807.60	217,492	9,976,359	238,914
	MEXICO	1,504.17	133	6,101	253
	NETHERLANDS	136.56	503	23,073	520
	PAKISTAN, ISLAMIC REP. OF	180,626.20	79,807	3,660,747	89,022
	PEOPLE'S REPUBLIC OF CHINA	1,052,202.12	536,954	24,630,080	592,011
	REPUBLIC OF KOREA	3,323,836.40	702,299	32,214,455	756,358
	SINGAPORE	190,494.52	69,618	3,193,378	85,898
	SWEDEN	1.69	100	4,587	106
	TAIWAN (REP. OF CHINA)	261,714.20	59,584	2,733,118	66,199
	THAILAND	127,311.74	86,343	3,960,553	94,651
	UK OF GREAT BRITAIN AND N. IRELAND	0.83	205	9,403	232
	UNITED ARAB EMIRATES, N.E.S.	43,065.42	17,616	808,046	20,050
	UNITED STATES OF AMERICA	4,709,798.78	1,165,162	53,445,980	1,333,827
	VIETNAM	52,927.60	19,592	898,685	23,264
6310	Used or new rags, scrap twine, cordage, rope and cables and worn out articles of twine, cordage, rope or cables, of textile materials.	35,018,655.97	9,024,174	413,938,863	9,806,222
631010	Used or new rags, scrap twine, cordage, rope and cables and worn out articles of twine, cordage, rope or cables, of textile materials, sorted	27,668.18	12,103	555,165	12,916
	HONG KONG, CHINA	42.88	177	8,119	182
	PEOPLE'S REPUBLIC OF CHINA	27,590.55	11,639	533,881	12,427
	THAILAND	0.60	217	9,954	232
	UNITED ARAB EMIRATES, N.E.S.	34.15	70	3,211	75
631090	Used or new rags, scrap twine, cordage, rope and cables and worn out articles of twine, cordage, rope or cables, of textile materials, other than sorted	34,990,987.79	9,012,071	413,383,698	9,793,306
	AUSTRALIA	187,188.97	84,806	3,890,051	88,096
	BANGLADESH	175.53	1,212	55,594	1,362
	BELGIUM	48.31	1,302	59,723	1,392
	CANADA	178,403.47	55,112	2,527,988	64,220
	HONDURAS, REPUBLIC OF	2,843.75	607	27,843	729
	HONG KONG, CHINA	323,453.58	75,483	3,462,405	92,537
	INDIA	238,770.15	66,564	3,053,291	73,717
	INDONESIA	2,282,521.01	338,079	15,507,684	355,304
	ISRAEL	19,162.88	2,861	131,234	3,361
	ITALY	20,965.99	1,644	75,410	1,882
	JAPAN	10,301,310.18	2,455,078	112,614,428	2,866,585
	MALAYSIA	694,031.18	108,758	4,988,729	122,566
	PAKISTAN, ISLAMIC REP. OF	45,938.50	3,607	165,453	3,911
	PEOPLE'S REPUBLIC OF CHINA	273,778.08	393,030	18,028,287	426,085
	REPUBLIC OF KOREA	3,418,402.31	749,072	34,359,933	850,913
	SINGAPORE	55,125.52	1,124,576	51,584,301	1,171,481
	TAIWAN (REP. OF CHINA)	100,058.42	67,975	3,118,013	73,034
	UK OF GREAT BRITAIN AND N. IRELAND	0.84	26	1,193	28
	UNITED ARAB EMIRATES, N.E.S.	48,124.13	9,625	441,499	9,790
	UNITED STATES OF AMERICA	16,800,026.15	3,468,864	159,116,792	3,582,153
	VIETNAM	658.84	3,790	173,847	4,160

TABLE 8 - Continued

PSCC CODE	COMMODITY AND COUNTRY OF ORIGIN	GROSS WEIGHT (GK)	FOB VALUE		CIF
			DOLLARS	PESOS	DOLLARS
64	Footwear, gaiters and the like; parts of such articles	121,698,050.66	206,735,268	9,482,946,745	217,517,219
6401	Waterproof footwear with outer soles and uppers of rubber or of plastics, the uppers of which are neither fixed to the sole nor assembled by stitching, riveting, nailing, screwing, plugging or similar processes.	2,186,926.64	3,096,990	142,058,932	3,304,957
640110	Footwear incorporating a protective metal toe-cap	270,628.51	1,220,344	55,977,180	1,274,861
	DENMARK	21.14	597	27,384	624
	GERMANY	1.60	306	14,036	324
	HONG KONG, CHINA	1,196.98	3,938	180,636	4,117
	INDIA	14.78	60	2,752	69
	INDONESIA	21,529.62	209,300	9,600,591	218,126
	JAPAN	2,042.87	56,700	2,600,829	60,213
	MALAYSIA	3,414.17	27,523	1,262,480	29,976
	PEOPLE'S REPUBLIC OF CHINA	233,256.86	805,672	36,956,175	838,941
	REPUBLIC OF KOREA	6,254.04	79,139	3,630,106	83,242
	SINGAPORE	2,077.51	31,876	1,462,153	33,809
	SWITZERLAND	0.90	61	2,798	72
	TAIWAN (REP. OF CHINA)	426.92	921	42,247	1,006
	THAILAND	266.13	1,210	55,503	1,244
	UK OF GREAT BRITAIN AND N. IRELAND	3.07	81	3,715	86
	UNITED STATES OF AMERICA	121.92	2,960	135,775	3,012
640191	Waterproof footwear with outer soles and uppers of rubber or of plastics, covering the knee	416,858.96	959,472	44,010,982	1,070,390
	HONG KONG, CHINA	684.05	519	23,807	578
	INDONESIA	19,957.77	84,955	3,896,886	87,869
	JAPAN	183.72	2,975	136,463	3,197
	PEOPLE'S REPUBLIC OF CHINA	369,854.15	195,591	8,971,759	203,391
	REPUBLIC OF KOREA	8,464.69	610,340	27,996,296	706,980
	SINGAPORE	9,970.90	18,260	837,586	19,150
	TAIWAN (REP. OF CHINA)	1,331.97	2,350	107,795	2,756
	THAILAND	3,510.16	909	41,696	946
	UNITED STATES OF AMERICA	2,901.55	43,573	1,998,694	45,523
640192	Waterproof footwear with outer soles and uppers of rubber or of plastics, covering the ankle but not covering the knee	8,847.92	36,267	1,663,567	38,884
	PEOPLE'S REPUBLIC OF CHINA	8,847.92	36,267	1,663,567	38,884
640199	Other waterproof footwear, with outer soles and uppers of rubber or of plastics, the uppers of which are neither fixed to the sole nor assembled by stitching, riveting, nailing, screwing, plugging or similar processes	1,490,591.25	880,907	40,407,203	920,822
	AUSTRALIA	19,459.84	18,071	828,917	20,128
	CHILE	1,197.10	753	34,540	779
	FRANCE	3.05	27	1,238	29
	GERMANY	560.10	1,801	82,612	1,875
	HONG KONG, CHINA	1,053.90	1,063	48,760	1,201
	INDONESIA	7,209.81	70,535	3,235,440	73,930
	ITALY	926.26	8,240	377,969	8,577
	JAPAN	1,196.60	2,174	99,721	2,277
	PEOPLE'S REPUBLIC OF CHINA	1,456,271.52	763,120	35,004,314	796,030
	PORTUGAL	99.85	499	22,889	529
	REPUBLIC OF KOREA	13.38	224	10,275	224
	SINGAPORE	362.32	9,365	429,573	9,615
	SPAIN	2.63	134	6,147	140
	TAIWAN (REP. OF CHINA)	218.01	2,227	102,152	2,476
	THAILAND	1,082.73	604	27,705	626
	UNITED STATES OF AMERICA	934.15	2,070	94,951	2,386
6402	Other footwear with outer soles and uppers of rubber or of plastics.	21,849,058.07	41,217,850	1,890,662,778	43,258,939
640212	Ski boots, cross-country ski footwear and snowboard boots, with outer soles and uppers of rubber or of plastics	59,740.92	501,375	22,998,071	526,707
	PEOPLE'S REPUBLIC OF CHINA	38,263.22	26,084	1,196,473	27,375
	VIETNAM	21,477.70	475,291	21,801,598	499,332

TABLE 8 - *Continued*

PSCC CODE	COMMODITY AND COUNTRY OF ORIGIN	GROSS WEIGHT (GK)	FOB VALUE		CIF
			DOLLARS	PESOS	DOLLARS
640219	Other sports footwear, with outer soles and uppers of rubber or of plastics	144,712.78	1,434,799	65,814,230	1,496,698
	CAMBODIA (DEMOCRATIC KAMPUCHEA)	1,035.70	18,038	827,403	18,973
	HONG KONG, CHINA	20.00	848	38,898	898
	INDIA	50.48	1,025	47,017	1,067
	INDONESIA	2,712.92	49,525	2,271,712	52,200
	ITALY	52.29	3,618	165,958	4,066
	JAPAN	376.02	17,335	795,156	17,940
	MACAU	1,449.76	48,677	2,232,814	59,366
	MALAYSIA	4.41	233	10,688	242
	PEOPLE'S REPUBLIC OF CHINA	112,510.36	791,929	36,325,783	820,899
	SINGAPORE	794.25	62,303	2,857,839	64,680
	TAIWAN (REP. OF CHINA)	993.18	1,674	76,786	1,853
	UNITED STATES OF AMERICA	17.49	1,666	76,419	1,780
	VIETNAM	24,695.92	437,928	20,087,757	452,734
640220	Footwear with upper straps or thongs assembled into the sole by means of plugs	2,846,106.75	10,170,209	466,507,489	10,584,783
	AUSTRALIA	6.68	162	7,431	207
	BRAZIL	62,247.33	743,891	34,122,280	772,588
	CAMBODIA (DEMOCRATIC KAMPUCHEA)	2,273.38	61,246	2,809,354	61,483
	FRANCE	2.61	318	14,587	359
	HONG KONG, CHINA	104,314.59	422,070	19,360,351	439,588
	INDIA	85.55	2,168	99,446	2,257
	INDONESIA	44,325.50	759,648	34,845,054	787,061
	JAPAN	2,319.53	4,813	220,772	5,425
	MALAYSIA	14.25	449	20,596	464
	NETHERLANDS	16,053.35	617,889	28,342,568	632,703
	PEOPLE'S REPUBLIC OF CHINA	2,323,215.37	3,103,955	142,378,416	3,253,993
	PORTUGAL	10.07	47	2,156	94
	REPUBLIC OF KOREA	69,170.84	21,937	1,006,250	23,536
	SINGAPORE	13,525.91	298,341	13,684,902	306,688
	SPAIN	12,900.11	568,057	26,056,775	575,440
	SRI LANKA (CEYLON)	118.64	541	24,816	579
	TAIWAN (REP. OF CHINA)	4,730.78	5,225	239,671	5,758
	THAILAND	28,708.10	934,247	42,853,910	956,475
	UNITED STATES OF AMERICA	12,079.01	109,063	5,002,720	114,841
	VIETNAM	150,005.15	2,516,142	115,415,434	2,645,244
640230	Other footwear, with outer soles and uppers of rubber or of plastics incorporating a protective metal toe-cap	9,751,184.39	16,209,337	743,522,288	16,887,924
	AUSTRALIA	10.30	309	14,174	321
	BANGLADESH	142.35	2,214	101,556	2,216
	BRAZIL	39,458.90	393,262	18,038,928	408,014
	CAMBODIA (DEMOCRATIC KAMPUCHEA)	13,713.05	379,865	17,424,408	399,553
	FRANCE	89.51	2,223	101,969	2,484
	HONG KONG, CHINA	94,049.95	163,960	7,520,845	175,706
	INDONESIA	39,471.84	741,604	34,017,375	767,891
	ITALY	17,898.15	7,118	326,503	7,876
	JAPAN	551.39	23,086	1,058,955	24,958
	MALAYSIA	3,100.27	36,255	1,663,017	37,638
	NETHERLANDS	5.46	297	13,623	305
	NEW ZEALAND	1.20	125	5,734	133
	NORWAY	139.67	1,468	67,337	1,546
	PEOPLE'S REPUBLIC OF CHINA	9,054,945.66	8,652,381	396,884,716	9,077,019
	PORTUGAL	71.39	370	16,972	539
	REPUBLIC OF KOREA	773.46	4,812	220,726	5,163
	RUSSIAN FEDERATION	0.83	146	6,697	165
	SINGAPORE	78,883.10	1,512,114	69,360,669	1,540,490
	SPAIN	1,550.77	44,429	2,037,958	48,137
	SWEDEN	23.91	882	40,457	937
	TAIWAN (REP. OF CHINA)	192.76	417	19,128	438
	THAILAND	54,418.45	32,150	1,474,721	34,522
	TURKEY	1,497.23	2,034	93,300	2,712
	UNITED ARAB EMIRATES, N.E.S.	8,068.67	4,821	221,139	5,018
	UNITED STATES OF AMERICA	1,030.28	4,039	185,269	4,665
	VIETNAM	341,095.84	4,198,956	192,606,112	4,339,478
640291	Other footwear with outer soles and uppers of rubber or of plastics, covering the ankle	283,422.25	524,601	24,063,446	552,145

TABLE 8 - Continued

PSCC CODE	COMMODITY AND COUNTRY OF ORIGIN	GROSS WEIGHT (GK)	FOB VALUE		CIF DOLLARS
			DOLLARS	PESOS	
	CAMBODIA (DEMOCRATIC KAMPUCHEA)	3,324.09	42,695	1,958,419	42,878
	FRANCE	40.55	1,988	91,190	2,047
	HONG KONG, CHINA	46,857.45	81,344	3,731,249	85,945
	INDONESIA	4,675.85	55,620	2,551,289	57,898
	JAPAN	322.09	5,889	270,128	6,155
	MALAYSIA	1,294.68	17,822	817,495	19,008
	PEOPLE'S REPUBLIC OF CHINA	216,509.07	221,913	10,179,149	236,640
	SINGAPORE	1,487.41	6,129	281,137	6,491
	SPAIN	314.83	8,589	393,977	9,871
	TAIWAN (REP. OF CHINA)	2,592.02	11,698	536,587	12,494
	UNITED STATES OF AMERICA	4.42	356	16,330	370
	VIETNAM	5,999.79	70,558	3,236,496	72,348
640299	Other footwear with outer soles and uppers of rubber or of plastics, other than 6402.91	8,763,890.98	12,377,529	567,757,254	13,210,682
	AFGHANISTAN	2.62	48	2,202	55
	AUSTRALIA	0.87	147	6,743	166
	BANGLADESH	87.63	1,513	69,401	1,577
	BELGIUM	8.72	238	10,917	268
	BRAZIL	144,240.97	955,298	43,819,519	997,112
	CAMBODIA (DEMOCRATIC KAMPUCHEA)	7,557.85	217,719	9,986,771	227,092
	FRANCE	15.03	1,374	63,025	1,480
	GERMANY	5.97	180	8,257	188
	HONG KONG, CHINA	161,809.61	215,395	9,880,168	224,754
	INDONESIA	18,234.90	98,983	4,540,351	103,532
	IRAQ	8.71	108	4,954	121
	ITALY	20,382.32	12,047	552,596	12,534
	JAPAN	2,100.37	58,969	2,704,908	60,884
	MALAYSIA	3,099.47	34,448	1,580,130	36,351
	NORWAY	9.67	266	12,201	273
	PEOPLE'S REPUBLIC OF CHINA	8,144,890.89	8,641,733	396,396,293	9,306,922
	PORTUGAL	27.77	175	8,027	276
	REPUBLIC OF KOREA	23,363.83	8,354	383,198	9,991
	SINGAPORE	3,279.08	14,930	684,839	16,527
	SPAIN	989.64	16,641	763,322	20,940
	TAIWAN (REP. OF CHINA)	492.14	2,428	111,372	2,656
	THAILAND	57,467.23	27,020	1,239,408	29,823
	UNITED ARAB EMIRATES, N.E.S.	8,219.40	4,991	228,937	5,626
	UNITED STATES OF AMERICA	335.63	12,278	563,191	17,749
	VIETNAM	167,260.66	2,052,246	94,136,524	2,133,785
6403	Footwear with outer soles of rubber, plastics, leather or composition leather and uppers of leather.	9,215,316.28	37,832,861	1,735,393,333	39,681,073
640312	Ski boots, cross-country ski footwear and snowboard boots, with outer soles of rubber, plastics, leather or composition leather and uppers of leather	173.70	950	43,577	1,013
	GERMANY	166.67	650	29,816	695
	JAPAN	7.03	300	13,761	318
640319	Other sports footwear, with outer soles of rubber, plastics, leather or composition leather and uppers of leather	2,332,883.28	7,321,490	335,836,748	7,669,902
	AUSTRALIA	20.55	792	36,329	845
	BRAZIL	307,895.72	3,603,410	165,288,417	3,700,790
	CANADA	0.57	42	1,927	45
	FRANCE	422.43	3,917	179,673	4,580
	GERMANY	41.18	1,349	61,879	1,531
	HONG KONG, CHINA	46,212.23	139,645	6,405,516	153,615
	INDIA	39,423.04	175,444	8,047,616	186,501
	INDONESIA	7,726.32	167,724	7,693,501	173,356
	ITALY	1,652.83	58,289	2,673,717	62,429
	JAPAN	252.37	5,529	253,615	5,803
	MALAYSIA	6,647.19	4,441	203,709	4,769
	NETHERLANDS	5.24	124	5,688	139
	PEOPLE'S REPUBLIC OF CHINA	1,773,133.36	1,645,812	75,493,397	1,795,178
	PORTUGAL	100.80	631	28,944	1,131
	REPUBLIC OF KOREA	25,058.71	9,162	420,261	10,907
	SINGAPORE	3,197.88	292,614	13,422,204	303,575
	TAIWAN (REP. OF CHINA)	41,384.05	19,131	877,538	21,007
	THAILAND	33,594.75	287,248	13,176,066	293,067
	UNITED STATES OF AMERICA	6,708.14	78,536	3,602,446	81,325

TABLE 8 - Continued

PSCC CODE	COMMODITY AND COUNTRY OF ORIGIN	GROSS WEIGHT (GK)	FOB VALUE		CIF
			DOLLARS	PESOS	DOLLARS
	VIETNAM	39,405.92	827,650	37,964,305	869,309
640320	Footwear with outer soles of leather, and uppers which consist of leather straps across the instep and around the big toe	325,513.30	442,955	20,318,346	460,120
	AUSTRALIA	21.26	2,607	119,583	2,678
	CAMBODIA (DEMOCRATIC KAMPUCHEA)	595.86	32,225	1,478,161	35,083
	CANADA	6.94	248	11,376	256
	HONG KONG, CHINA	12,886.40	9,052	415,215	10,273
	INDONESIA	650.67	38,621	1,771,545	40,090
	JAPAN	173.48	8,239	377,923	8,766
	MALAYSIA	61.74	1,152	52,842	1,230
	PEOPLE'S REPUBLIC OF CHINA	284,889.77	107,369	4,925,016	117,571
	REPUBLIC OF KOREA	6,790.99	2,399	110,042	2,457
	SINGAPORE	19,401.82	239,648	10,992,654	240,065
	SPAIN	34.37	1,395	63,989	1,651
640330	Footwear made on a base or platform of wood, not having an inner sole or protective metal toe-cap	824,871.41	5,073,091	232,702,683	5,243,640
	AUSTRALIA	126.42	1,680	77,062	2,148
	CANADA	15.81	561	25,733	679
	FINLAND	73.60	4,204	192,837	4,550
	FRANCE	66.70	1,784	81,832	1,858
	GERMANY	4,981.60	179,560	8,236,417	187,568
	GREECE	3,234.19	81,393	3,733,497	86,456
	HONG KONG, CHINA	1,926.53	122,577	5,622,607	123,556
	INDIA	20,237.53	305,845	14,029,110	315,536
	INDONESIA	15,471.69	371,335	17,033,136	379,878
	JAPAN	530.06	25,713	1,179,455	26,620
	MALAYSIA	235.44	5,392	247,331	5,661
	PEOPLE'S REPUBLIC OF CHINA	608,347.22	2,103,924	96,506,994	2,174,275
	REPUBLIC OF KOREA	87,769.70	33,691	1,545,406	34,878
	SINGAPORE	24,531.70	624,729	28,656,319	632,272
	SPAIN	3,336.87	135,082	6,196,211	141,721
	TAIWAN (REP. OF CHINA)	464.28	96	4,404	96
	THAILAND	732.86	35,811	1,642,651	36,889
	TURKEY	361.02	729	33,439	972
	UNITED STATES OF AMERICA	26.77	298	13,669	311
	VIETNAM	52,401.42	1,038,687	47,644,573	1,087,716
640340	Other footwear, with outer soles of rubber, plastics, leather or composition leather and uppers of leather, incorporating a protective metal toe-cap	507,171.94	4,704,702	215,804,681	4,868,698
	AUSTRALIA	2,187.28	61,260	2,809,996	76,803
	BRAZIL	23,683.14	115,271	5,287,481	119,375
	FRANCE	4.18	195	8,945	237
	GERMANY	8.04	150	6,881	155
	HONG KONG, CHINA	8,814.15	50,799	2,330,150	52,645
	INDIA	4,175.20	36,335	1,666,686	37,428
	INDONESIA	105,786.20	1,264,330	57,994,817	1,304,803
	ITALY	22.93	483	22,155	647
	JAPAN	701.80	17,799	816,440	19,054
	MALAYSIA	50.14	1,137	52,154	1,139
	PEOPLE'S REPUBLIC OF CHINA	159,141.14	700,764	32,144,045	736,459
	REPUBLIC OF KOREA	16,299.10	146,165	6,704,589	153,432
	SINGAPORE	174,654.88	2,072,977	95,087,455	2,120,156
	THAILAND	1,720.59	24,702	1,133,081	25,523
	UK OF GREAT BRITAIN AND N. IRELAND	304.71	9,383	430,398	12,315
	UNITED STATES OF AMERICA	154.66	4,016	184,214	4,227
	VIETNAM	9,463.80	198,936	9,125,194	204,300
640351	Other footwear, with outer soles of leather, covering the ankle	1,964,515.79	1,295,679	59,432,796	1,360,453
	GERMANY	140.58	11,209	514,157	13,295
	HONG KONG, CHINA	47,999.97	20,734	951,068	22,860
	INDIA	15,837.65	160,434	7,359,108	166,727
	MALAYSIA	146.29	3,071	140,867	3,279
	PEOPLE'S REPUBLIC OF CHINA	1,773,184.18	688,537	31,583,192	727,054
	REPUBLIC OF KOREA	127,196.96	410,425	18,826,195	425,825
	SINGAPORE	1.69	690	31,650	818
	UNITED STATES OF AMERICA	8.47	579	26,559	595

TABLE 8 - Continued

PSCC CODE	COMMODITY AND COUNTRY OF ORIGIN	GROSS WEIGHT (GK)	FOB VALUE		CIF
			DOLLARS	PESOS	DOLLARS
640359	Other footwear, with outer soles of leather, other than 6403.51	1,387,544.34	7,133,357	327,207,082	7,578,251
	AUSTRALIA	2,314.02	53,892	2,472,026	59,216
	BANGLADESH	29.96	481	22,063	652
	FRANCE	1,507.41	50,290	2,306,802	53,210
	GERMANY	4,687.68	108,985	4,999,142	147,088
	HONG KONG, CHINA	54,316.92	680,366	31,208,388	715,385
	INDIA	584.53	12,790	586,677	13,081
	INDONESIA	3,190.45	71,357	3,273,146	71,511
	ITALY	1,862.54	305,650	14,020,165	316,605
	JAPAN	315.23	15,962	732,177	17,493
	MALAYSIA	1,223.85	30,754	1,410,686	32,605
	PEOPLE'S REPUBLIC OF CHINA	1,220,875.09	3,364,547	154,331,770	3,582,948
	REPUBLIC OF KOREA	7,450.49	6,924	317,604	7,927
	SINGAPORE	3,503.07	96,900	4,444,803	103,486
	SPAIN	35,624.17	1,169,221	53,632,167	1,242,880
	TAIWAN (REP. OF CHINA)	747.95	2,963	135,913	3,235
	THAILAND	15,885.77	8,024	368,060	8,469
	UNITED STATES OF AMERICA	4,187.11	60,078	2,755,777	73,345
	VIETNAM	29,238.10	1,094,173	50,189,716	1,129,115
640391	Other footwear, with outer soles of other materials, n.e.s., covering the ankle	201,567.55	867,979	39,814,198	935,270
	AUSTRALIA	179.65	3,817	175,086	4,627
	HONG KONG, CHINA	6,227.46	133,450	6,121,352	138,414
	INDIA	2,614.54	26,388	1,210,418	28,038
	INDONESIA	110.08	5,786	265,404	5,985
	JAPAN	2,956.36	542	24,862	761
	MALAYSIA	2,007.45	17,342	795,478	18,476
	PEOPLE'S REPUBLIC OF CHINA	167,339.41	518,540	23,785,430	551,215
	REPUBLIC OF KOREA	12,882.08	5,275	241,964	6,196
	SINGAPORE	3,396.96	484	22,201	718
	UNITED STATES OF AMERICA	7.99	381	17,476	394
	VIETNAM	3,845.57	155,974	7,154,527	180,446
640399	Other footwear, with outer soles of other materials, n.e.s., other than 6403.91	1,671,074.97	10,992,658	504,233,222	11,563,726
	AUSTRALIA	543.78	13,119	601,769	14,079
	BANGLADESH	95.63	1,564	71,741	1,611
	BRAZIL	2,786.15	45,248	2,075,525	48,484
	CAMBODIA (DEMOCRATIC KAMPUCHEA)	11,562.11	241,371	11,071,687	254,068
	CANADA	11.11	476	21,834	519
	FINLAND	38.96	2,685	123,161	2,758
	FRANCE	166.29	3,589	164,627	4,998
	GERMANY	2,863.28	116,477	5,342,800	124,453
	HONG KONG, CHINA	33,600.85	382,876	17,562,522	401,409
	INDIA	3,906.18	60,905	2,793,712	63,328
	INDONESIA	17,398.79	549,664	25,213,088	574,717
	JAPAN	16,700.75	70,241	3,221,955	74,952
	MALAYSIA	12,332.84	96,914	4,445,445	103,476
	MYANMAR, UNION OF (BURMA)	71.98	1,364	62,567	1,494
	NETHERLANDS	10,268.99	112,076	5,140,927	129,880
	NEW ZEALAND	32.14	2,402	110,180	2,405
	PEOPLE'S REPUBLIC OF CHINA	916,514.56	3,282,457	150,566,302	3,443,749
	POLAND	2,445.35	6,205	284,623	6,629
	PORTUGAL	79.11	6,662	305,586	7,279
	REPUBLIC OF KOREA	443,358.39	157,150	7,208,470	170,017
	SINGAPORE	29,973.43	489,091	22,434,604	496,027
	SPAIN	3,453.07	200,589	9,201,017	214,257
	SWEDEN	7.89	273	12,523	290
	TAIWAN (REP. OF CHINA)	23,577.60	9,261	424,802	9,703
	THAILAND	3,601.26	136,262	6,250,338	138,372
	UK OF GREAT BRITAIN AND N. IRELAND	0.88	30	1,376	34
	UNITED STATES OF AMERICA	492.71	12,864	590,072	13,915
	VIETNAM	135,190.89	4,990,843	228,929,969	5,260,823
6404	Footwear with outer soles of rubber, plastics, leather or composition leather and uppers of textile materials.	14,546,198.47	49,656,322	2,277,735,489	52,108,669
640411	Sports footwear; tennis shoes, basketball shoes, gym shoes, training shoes and the like, with outer soles of rubber or plastics	10,170,971.89	27,717,512	1,271,402,273	29,066,077

TABLE 8 - Continued

PSCC CODE	COMMODITY AND COUNTRY OF ORIGIN	GROSS WEIGHT (GK)	FOB VALUE		CIF
			DOLLARS	PESOS	DOLLARS
	BRAZIL	6.17	27	1,238	29
	CAMBODIA (DEMOCRATIC KAMPUCHEA)	8,681.71	61,605	2,825,821	66,447
	CANADA	7,678.82	1,474	67,612	1,760
	FRANCE	251.53	1,098	50,365	1,129
	GERMANY	9.16	184	8,440	284
	HONG KONG, CHINA	496,111.90	1,309,723	60,076,994	1,369,954
	INDIA	2,661.15	53,139	2,437,486	54,181
	INDONESIA	228,813.99	2,781,897	127,605,615	2,897,080
	ITALY	125.25	3,133	143,711	3,339
	JAPAN	123,436.84	57,011	2,615,094	65,200
	MALAYSIA	44,661.34	14,359	658,647	15,999
	PEOPLE'S REPUBLIC OF CHINA	7,149,728.75	13,609,607	624,272,673	14,343,785
	REPUBLIC OF KOREA	1,301,815.59	362,271	16,617,371	390,612
	SINGAPORE	56,303.15	287,950	13,208,267	299,307
	SPAIN	4,256.49	65,876	3,021,732	72,751
	TAIWAN (REP. OF CHINA)	59,834.59	66,695	3,059,299	77,805
	THAILAND	13,053.72	118,621	5,441,145	121,101
	UNITED ARAB EMIRATES, N.E.S.	17,470.94	10,170	466,498	10,833
	UNITED STATES OF AMERICA	60,159.19	140,261	6,433,772	150,414
	URUGUAY	3,587.10	93,061	4,268,708	95,083
	VIETNAM	592,324.51	8,679,350	398,121,785	9,028,984
640419	Other sports footwear with outer soles of rubber or plastics	3,558,229.96	20,523,392	941,407,993	21,538,469
	AUSTRIA	12,429.44	135,577	6,218,917	160,403
	BANGLADESH	1,517.78	22,771	1,044,506	24,059
	BRAZIL	14.41	199	9,128	213
	CAMBODIA (DEMOCRATIC KAMPUCHEA)	298.29	4,815	220,864	5,080
	FRANCE	56.35	1,572	72,108	1,741
	GERMANY	5,909.09	162,397	7,449,150	200,672
	HONG KONG, CHINA	303,707.59	568,238	26,065,077	595,385
	INDONESIA	184,242.18	2,179,695	99,982,610	2,265,801
	ISRAEL	47.61	1,646	75,502	1,692
	ITALY	2,377.51	46,673	2,140,891	48,098
	JAPAN	8,312.27	7,862	360,630	8,546
	MALAYSIA	8,760.16	77,521	3,555,888	81,681
	MEXICO	104.61	89	4,082	93
	MYANMAR, UNION OF (BURMA)	42.30	1,780	81,649	1,789
	PAKISTAN, ISLAMIC REP. OF	896.69	2,212	101,464	2,273
	PEOPLE'S REPUBLIC OF CHINA	2,204,464.36	10,846,609	497,533,955	11,376,172
	REPUBLIC OF KOREA	206,742.56	59,588	2,733,302	69,085
	SINGAPORE	92,403.36	1,910,718	87,644,635	1,984,645
	SPAIN	4,896.14	211,832	9,716,734	239,105
	TAIWAN (REP. OF CHINA)	83,365.89	89,388	4,100,228	99,113
	THAILAND	19,278.60	70,800	3,247,596	73,724
	TURKEY	417.51	461	21,146	615
	UK OF GREAT BRITAIN AND N. IRELAND	5.71	135	6,192	212
	UNITED STATES OF AMERICA	95,575.44	109,719	5,032,811	112,306
	VIETNAM	322,364.11	4,011,095	183,988,928	4,185,966
640420	Footwear with outer soles of leather or composition leather	816,996.62	1,415,418	64,925,223	1,504,123
	AUSTRALIA	27.21	1,888	86,603	1,940
	DEMOCRATIC PEOPLE'S REP. OF KOREA	50.75	589	27,017	638
	GERMANY	7,267.47	131,016	6,009,704	134,834
	HONG KONG, CHINA	3,096.45	8,845	405,721	9,250
	INDONESIA	4,726.50	95,224	4,367,925	99,217
	ITALY	263.66	3,939	180,682	4,161
	JAPAN	243.79	16,956	777,772	17,935
	MALAYSIA	1,155.66	3,622	166,141	4,197
	PEOPLE'S REPUBLIC OF CHINA	440,315.39	914,153	41,932,198	977,550
	REPUBLIC OF KOREA	328,608.39	98,758	4,530,029	107,564
	SINGAPORE	236.98	10,656	488,791	11,337
	TAIWAN (REP. OF CHINA)	19,029.50	31,446	1,442,428	33,110
	THAILAND	1,560.87	917	42,062	1,016
	UK OF GREAT BRITAIN AND N. IRELAND	1.74	220	10,091	248
	UNITED STATES OF AMERICA	3,812.88	2,199	100,868	2,231
	VIETNAM	6,599.38	94,990	4,357,191	98,895
6405	Other footwear.	67,969,895.57	64,657,800	2,965,853,285	68,241,264
640510	Other footwear with uppers of leather or composition leather	2,827,029.31	5,384,923	247,006,417	5,610,948
	AUSTRALIA	109.10	1,913	87,749	2,044

TABLE 8 - Continued

PSCC CODE	COMMODITY AND COUNTRY OF ORIGIN	GROSS WEIGHT (GK)	FOB VALUE		CIF DOLLARS
			DOLLARS	PESOS	
	BELGIUM	20.38	888	40,733	913
	DENMARK	62.67	3,191	146,371	3,697
	FRANCE	4,192.77	28,665	1,314,863	30,941
	GERMANY	141.72	4,999	229,304	5,217
	HONG KONG, CHINA	170,904.06	2,925,560	134,195,438	2,998,406
	INDIA	596.22	9,884	453,379	10,372
	INDONESIA	3,978.60	66,125	3,033,153	68,852
	ITALY	3,746.96	22,422	1,028,497	22,923
	JAPAN	2,154.88	43,680	2,003,602	45,184
	MALAYSIA	30,728.56	7,289	334,346	7,980
	MEXICO	2,579.37	55,870	2,562,757	59,693
	NETHERLANDS	45.16	456	20,917	469
	PEOPLE'S REPUBLIC OF CHINA	2,300,434.04	1,645,043	75,458,122	1,762,455
	PORTUGAL	706.02	3,919	179,765	5,234
	REPUBLIC OF KOREA	181,297.15	55,573	2,549,133	61,674
	SINGAPORE	9,960.44	62,982	2,888,985	66,240
	SPAIN	13.87	89	4,082	168
	SWEDEN	3,493.91	8,447	387,464	8,612
	SWITZERLAND	0.87	340	15,596	418
	TAIWAN (REP. OF CHINA)	56,501.71	49,038	2,249,373	51,041
	THAILAND	14,971.69	6,954	318,980	7,947
	UK OF GREAT BRITAIN AND N. IRELAND	71.35	340	15,596	395
	UNITED STATES OF AMERICA	39,110.26	367,781	16,870,114	376,157
	VIETNAM	1,207.55	13,475	618,098	13,916
640520	Other footwear with uppers of textile materials	953,597.38	4,009,135	183,899,023	4,172,954
	FINLAND	66.19	5,011	229,855	5,664
	HONG KONG, CHINA	15,605.82	146,250	6,708,487	150,939
	JAPAN	3,179.37	17,290	793,092	17,407
	MALAYSIA	25.31	443	20,321	474
	PEOPLE'S REPUBLIC OF CHINA	837,127.79	3,111,578	142,728,082	3,235,888
	REPUBLIC OF KOREA	86,359.47	658,144	30,189,065	689,353
	SINGAPORE	126.10	2,241	102,795	2,355
	SPAIN	125.90	9,417	431,958	9,705
	THAILAND	5,535.28	2,926	134,216	3,184
	TURKEY	342.50	2,137	98,024	2,459
	UNITED STATES OF AMERICA	21.67	250	11,468	267
	VIETNAM	5,081.98	53,448	2,451,660	55,259
640590	Other footwear with uppers of other materials, n.e.s.	64,189,268.88	55,263,742	2,534,947,845	58,457,362
	AUSTRALIA	7,176.09	30,541	1,400,916	32,357
	BANGLADESH	2,168.37	10,908	500,350	11,704
	BELIZE (BRITISH HONDURAS)	138.54	285	13,073	308
	BRAZIL	442,725.72	2,577,575	118,233,365	2,622,311
	CAMBODIA (DEMOCRATIC KAMPUCHEA)	5,048.95	67,645	3,102,876	71,837
	CHILE	2,447.10	4,795	219,947	5,515
	DEMOCRATIC PEOPLE'S REP. OF KOREA	1,448.42	1,584	72,658	1,664
	FIJI	2,137.91	1,742	79,906	1,913
	FRANCE	127.17	5,849	268,294	6,174
	GERMANY	5,563.94	146,928	6,739,587	185,194
	HONDURAS, REPUBLIC OF	12,481.30	2,206	101,189	2,551
	HONG KONG, CHINA	1,101,391.45	1,484,010	68,071,539	1,578,080
	INDIA	4,207.89	27,338	1,253,994	28,178
	INDONESIA	95,889.03	438,915	20,133,031	451,696
	ISRAEL	1,540.23	4,517	207,195	4,972
	ITALY	2,427.48	10,644	488,240	12,461
	JAPAN	86,700.03	270,169	12,392,652	286,795
	KENYA	4,553.14	1,429	65,548	1,604
	MACAU	159.74	475	21,788	554
	MALAYSIA	301,795.16	137,426	6,303,730	149,413
	NEW ZEALAND	154.00	154	7,064	174
	PEOPLE'S REPUBLIC OF CHINA	58,789,132.42	46,976,874	2,154,829,210	49,774,080
	REPUBLIC OF KOREA	1,192,306.83	317,508	14,564,092	351,449
	SINGAPORE	325,790.25	403,334	18,500,930	435,227
	SPAIN	4,723.54	145,180	6,659,407	149,325
	TAIWAN (REP. OF CHINA)	576,369.03	219,941	10,088,694	236,718
	THAILAND	708,125.58	322,322	14,784,911	348,597
	UK OF GREAT BRITAIN AND N. IRELAND	379.22	9,295	426,362	9,490
	UNITED ARAB EMIRATES, N.E.S.	4,329.41	736	33,760	787
	UNITED STATES OF AMERICA	141,295.45	119,345	5,474,355	129,259
	URUGUAY	1,855.34	43,639	2,001,721	43,693
	VIETNAM	364,680.15	1,480,433	67,907,461	1,523,282

TABLE 8 - *Continued*

PSCC CODE	COMMODITY AND COUNTRY OF ORIGIN	GROSS WEIGHT (GK)	FOB VALUE		CIF
			DOLLARS	PESOS	DOLLARS
6406	Parts of footwear (including uppers whether or not attached to soles other than outer soles); removable in-soles, heel cushions and similar articles; gaiters, leggings and similar articles, and parts thereof.	5,930,655.63	10,273,445	471,242,928	10,922,317
640610	Uppers of footwear and parts thereof, other than stiffeners	835,269.07	3,768,066	172,841,190	4,031,204
	CHILE	1,531.16	445	20,412	463
	FINLAND	24.20	1,600	73,392	1,838
	HONG KONG, CHINA	76,633.83	750,314	34,416,904	803,071
	INDIA	4,938.61	59,585	2,733,164	61,500
	INDONESIA	27,328.76	5,846	268,156	6,374
	JAMAICA (EXCLUDES CAYMAN IS., TURKS, CAICOS)	102.79	61	2,798	63
	JAPAN	17,417.61	22,258	1,020,974	24,474
	PEOPLE'S REPUBLIC OF CHINA	650,516.90	2,851,778	130,811,058	3,052,315
	PORTUGAL	44.69	263	12,064	458
	REPUBLIC OF KOREA	590.04	28,115	1,289,635	28,780
	SINGAPORE	205.57	1,761	80,778	2,017
	TAIWAN (REP. OF CHINA)	18,080.60	9,009	413,243	9,521
	THAILAND	37,649.95	33,918	1,555,819	37,030
	UNITED STATES OF AMERICA	204.36	3,113	142,793	3,300
640620	Outer soles and heels of footwear, of rubber or plastics	2,445,660.32	3,332,228	152,849,299	3,532,656
	BELGIUM	28.20	3,037	139,307	3,046
	FRANCE	5,553.58	65,710	3,014,118	68,158
	GERMANY	3,543.64	32,705	1,500,178	34,125
	HONG KONG, CHINA	124,787.93	501,756	23,015,548	531,918
	INDIA	3,796.68	9,763	447,829	10,197
	INDONESIA	16,820.98	21,412	982,169	22,882
	ITALY	5,399.61	69,669	3,195,717	71,590
	MALAYSIA	2,250.77	2,038	93,483	2,161
	NETHERLANDS	1,406.28	43,218	1,982,410	47,864
	PEOPLE'S REPUBLIC OF CHINA	2,125,051.45	2,420,950	111,048,976	2,568,001
	REPUBLIC OF KOREA	16,505.29	32,328	1,482,885	34,157
	SINGAPORE	151.33	741	33,990	860
	SPAIN	3,112.63	24,607	1,128,723	28,563
	TAIWAN (REP. OF CHINA)	53,192.64	27,059	1,241,196	28,292
	THAILAND	40,265.16	30,999	1,421,924	31,334
	UNITED STATES OF AMERICA	1,510.86	25,086	1,150,695	28,264
	VIETNAM	42,283.29	21,150	970,151	21,244
640691	Parts of footwear, of wood	54,492.09	62,302	2,857,793	63,315
	PEOPLE'S REPUBLIC OF CHINA	54,492.09	62,302	2,857,793	63,315
640699	Parts of footwear, of other materials	2,595,234.15	3,110,849	142,694,646	3,295,142
	AUSTRALIA	57,648.78	59,712	2,738,990	62,655
	BRAZIL	956.49	7,133	327,191	7,457
	CANADA	13.05	5,354	245,588	5,582
	CHILE	1,420.88	4,997	229,212	5,399
	ESTONIA	0.87	178	8,165	200
	GERMANY	2,449.87	37,702	1,729,391	38,058
	HONG KONG, CHINA	21,157.63	162,502	7,453,968	167,163
	INDIA	131.79	502	23,027	585
	INDONESIA	34,156.54	27,287	1,251,655	28,636
	ITALY	2,266.84	8,909	408,656	9,942
	JAPAN	1,050.12	15,408	706,764	17,254
	MALAYSIA	1,195.02	16,067	736,993	16,679
	NETHERLANDS	9,170.28	251,575	11,539,745	256,639
	PEOPLE'S REPUBLIC OF CHINA	2,184,801.02	1,411,272	64,735,047	1,518,537
	REPUBLIC OF KOREA	95,629.79	622,458	28,552,149	666,689
	SINGAPORE	1,075.31	8,711	399,574	10,329
	TAIWAN (REP. OF CHINA)	126,159.00	224,318	10,289,466	232,613
	THAILAND	38,597.57	38,552	1,768,380	39,895
	UK OF GREAT BRITAIN AND N. IRELAND	1,669.21	10,226	469,067	10,896
	UNITED STATES OF AMERICA	4,413.34	193,615	8,881,120	195,333
	VIETNAM	11,270.75	4,371	200,498	4,601
65	Headgear and parts thereof	5,582,588.11	10,913,409	500,598,069	11,511,603

TABLE 8 - Continued

PSCC CODE	COMMODITY AND COUNTRY OF ORIGIN	GROSS WEIGHT (GK)	FOB VALUE		CIF
			DOLLARS	PESOS	DOLLARS
6501	Hat-forms, hat bodies and hoods of felt, neither blocked to shape nor with made brims; plateaux and manchons (including slit manchons), of felt.	2,143.72	2,360	108,253	2,767
650100	Hat-forms, hat bodies and hoods of felt, neither blocked to shape nor with made brims; plateaux and machons (including slit manchons), of felt	2,143.72	2,360	108,253	2,767
	INDIA	211.00	211	9,679	237
	PEOPLE'S REPUBLIC OF CHINA	421.05	622	28,531	686
	UNITED STATES OF AMERICA	1,511.67	1,527	70,043	1,844
6502	Hat-shapes, plaited or made by assembling strips of any material, neither blocked to shape, nor with made brims, nor lined, nor trimmed.	9,187.15	4,360	199,993	4,388
650200	Hat-forms, plaited or made by assembling strips of any material, neither blocked to shape, nor with made brims, nor lined, nor trimmed	9,187.15	4,360	199,993	4,388
	PEOPLE'S REPUBLIC OF CHINA	9,187.15	4,360	199,993	4,388
6503	Felt hats and other felt headgear, made from the hat bodies, hoods or plateaux of heading 65.01, whether or not lined or trimmed.	1,292,866.63	1,194,190	54,777,497	1,257,933
650300	Felt hats and other felt headgear, made from the hat bodies, hoods or plateaux of heading No. 65.01, whether or not lined or trimmed	1,292,866.63	1,194,190	54,777,497	1,257,933
	AUSTRALIA	86.14	2,580	118,345	2,802
	AUSTRIA	12.28	1,820	83,483	1,920
	BANGLADESH	1,258.79	33,849	1,552,654	35,032
	CAMBODIA (DEMOCRATIC KAMPUCHEA)	10.50	193	8,853	231
	CANADA	76.22	4,489	205,910	4,831
	DENMARK	205.87	287	13,165	303
	FRANCE	109.98	1,483	68,025	1,681
	GERMANY	46.29	1,023	46,925	1,156
	HONG KONG, CHINA	13,077.88	21,418	982,444	23,039
	INDIA	1.71	26	1,193	28
	INDONESIA	4,164.55	15,617	716,352	16,457
	IRELAND	47.56	851	39,035	1,038
	ITALY	18.43	302	13,853	343
	JAPAN	1,346.61	40,995	1,880,441	44,178
	MALAYSIA	1,527.52	4,816	220,910	5,108
	NETHERLANDS	18.95	1,202	55,136	1,550
	PEOPLE'S REPUBLIC OF CHINA	964,395.55	827,041	37,936,371	868,903
	PORTUGAL	91.21	473	21,697	602
	REPUBLIC OF KOREA	289,688.78	66,739	3,061,318	71,069
	SINGAPORE	999.96	34,535	1,584,120	36,767
	SWITZERLAND	3.18	39	1,789	46
	TAIWAN (REP. OF CHINA)	4,402.68	18,727	859,007	19,475
	THAILAND	118.69	7,952	364,758	8,512
	UK OF GREAT BRITAIN AND N. IRELAND	14.19	580	26,605	683
	UNITED ARAB EMIRATES, N.E.S.	383.39	131	6,009	152
	UNITED STATES OF AMERICA	3,707.08	36,982	1,696,364	38,674
	VIETNAM	7,052.64	70,040	3,212,735	73,353
6504	Hats and other headgear, plaited or made by assembling strips of any material, whether or not lined or trimmed.	604,852.70	386,877	17,746,048	413,740
650400	Hats and other headgear, plaited or made by assembling strips of any material, whether or not lined or trimmed	604,852.70	386,877	17,746,048	413,740
	AUSTRALIA	5.84	126	5,780	149
	FRANCE	2.53	167	7,660	174
	GERMANY	1.79	96	4,404	115
	HONG KONG, CHINA	12,531.56	24,913	1,142,760	26,174
	INDIA	13.43	239	10,963	284
	JAPAN	283.60	1,480	67,888	1,629
	MALAYSIA	1.57	37	1,697	44
	PEOPLE'S REPUBLIC OF CHINA	514,312.47	262,582	12,044,636	282,818
	REPUBLIC OF KOREA	32,877.40	10,637	487,919	12,212
	SINGAPORE	49.54	440	20,183	490

TABLE 8 - Continued

PSCC CODE	COMMODITY AND COUNTRY OF ORIGIN	GROSS WEIGHT (GK)	FOB VALUE		CIF
			DOLLARS	PESOS	DOLLARS
	SPAIN	54.51	204	9,357	422
	SWITZERLAND	1.58	86	3,945	101
	TAIWAN (REP. OF CHINA)	28,877.49	28,394	1,302,433	30,343
	THAILAND	6,200.35	3,729	171,049	4,003
	UNITED STATES OF AMERICA	986.09	47,460	2,176,990	47,951
	VIETNAM	1,319.14	1,972	90,455	2,398
	VIRGIN ISLANDS (BRITISH)	7,333.81	4,315	197,929	4,433
6505	Hats and other headgear, knitted or crocheted, or made up from lace, felt or other textile fabric, in the piece (but not in strips), whether or not lined or trimmed; hair-nets of any material, whether or not lined or trimmed.	747,240.81	1,417,806	65,034,758	1,501,134
650510	Hair-nets of any material, whether or not lined or trimmed	22,095.72	82,273	3,773,862	84,974
	BANGLADESH	15.08	267	12,247	277
	HONG KONG, CHINA	1,012.72	1,353	62,062	1,414
	JAPAN	128.18	59,004	2,706,513	60,760
	PEOPLE'S REPUBLIC OF CHINA	20,675.20	15,038	689,793	15,589
	REPUBLIC OF KOREA	228.16	5,250	240,818	5,563
	UNITED STATES OF AMERICA	36.38	1,361	62,429	1,371
650590	Hats and headgear, knitted or crocheted, or made up from lace, felt or other textile fabric, in the piece (but not in strips), whether or not lined or trimmed	725,145.09	1,335,533	61,260,896	1,416,160
	AUSTRALIA	4,914.89	35,369	1,622,376	36,151
	AUSTRIA	0.85	23	1,055	25
	BANGLADESH	77.53	3,899	178,847	4,328
	BRAZIL	119.32	1,220	55,961	1,469
	CAMBODIA (DEMOCRATIC KAMPUCHEA)	17.80	354	16,238	366
	DENMARK	7.69	359	16,467	413
	FRANCE	29.10	521	23,898	578
	GERMANY	13.90	630	28,898	722
	HONG KONG, CHINA	19,004.95	51,784	2,375,332	56,909
	INDONESIA	2,719.64	2,304	105,684	4,963
	ITALY	211.67	1,479	67,842	5,081
	JAPAN	4,908.10	8,964	411,179	10,058
	MALAYSIA	2,040.84	3,779	173,343	4,066
	NIGER	4,479.22	1,581	72,520	1,691
	PEOPLE'S REPUBLIC OF CHINA	404,891.44	682,121	31,288,890	721,921
	PORTUGAL	17.28	102	4,679	178
	REPUBLIC OF KOREA	174,364.02	46,959	2,154,009	53,716
	SINGAPORE	2,278.28	71,693	3,288,558	76,221
	SPAIN	149.63	492	22,568	525
	SWITZERLAND	3.74	890	40,824	890
	TAIWAN (REP. OF CHINA)	11,438.83	19,758	906,299	21,007
	THAILAND	83,394.42	242,836	11,138,887	244,777
	UK OF GREAT BRITAIN AND N. IRELAND	1.47	129	5,917	135
	UNITED STATES OF AMERICA	1,362.03	52,384	2,402,854	56,104
	VIETNAM	8,698.45	105,903	4,857,771	113,866
6506	Other headgear, whether or not lined or trimmed.	2,389,055.26	7,249,686	332,543,096	7,641,765
650610	Safety headgear, whether or not lined or trimmed	2,097,233.40	6,712,919	307,921,592	7,069,506
	AUSTRALIA	9,020.15	84,072	3,856,383	86,548
	DEMOCRATIC PEOPLE'S REP. OF KOREA	2,619.26	109,127	5,005,655	109,247
	FINLAND	3.34	191	8,761	226
	FRANCE	344.69	17,616	808,045	18,154
	GERMANY	988.16	15,460	709,151	15,733
	HONG KONG, CHINA	9,646.08	25,201	1,155,970	27,355
	INDIA	170.58	1,152	52,842	1,329
	INDONESIA	196,676.50	1,166,214	53,494,236	1,218,092
	ITALY	1,703.36	15,687	719,563	15,883
	JAPAN	10,972.08	106,681	4,893,457	111,619
	MALAYSIA	520.05	16,024	735,021	18,138
	MEXICO	2,231.62	1,956	89,722	2,139
	NEW ZEALAND	312.23	21,174	971,251	23,237
	NORWAY	13.07	129	5,917	133
	PEOPLE'S REPUBLIC OF CHINA	1,635,836.69	4,307,432	197,581,905	4,532,999
	REPUBLIC OF KOREA	6,815.46	36,478	1,673,245	41,397
	SINGAPORE	1,803.77	13,233	606,997	14,731
	SPAIN	2.34	25	1,147	30

TABLE 8 - Continued

PSCC CODE	COMMODITY AND COUNTRY OF ORIGIN	GROSS WEIGHT (GK)	FOB VALUE		CIF DOLLARS
			DOLLARS	PESOS	
	SWEDEN	215.56	2,091	95,915	2,218
	SWITZERLAND	136.52	380	17,431	2,452
	TAIWAN (REP. OF CHINA)	161,721.62	384,232	17,624,722	406,992
	THAILAND	10,731.82	34,115	1,564,855	36,278
	UK OF GREAT BRITAIN AND N. IRELAND	5,787.21	87,984	4,035,826	94,464
	UNITED ARAB EMIRATES, N.E.S.	60.49	1,028	47,154	1,142
	UNITED STATES OF AMERICA	23,789.71	206,377	9,466,513	226,434
	VIETNAM	8,551.22	26,623	1,221,197	28,206
	VIRGIN ISLANDS (BRITISH)	6,559.82	32,237	1,478,711	34,330
650691	Other headgear, of rubber or of plastics	98,501.01	309,904	14,215,295	329,794
	AUSTRALIA	1,401.04	982	45,044	1,178
	GERMANY	444.33	1,501	68,851	1,563
	HONG KONG, CHINA	9,146.77	4,728	216,873	5,404
	JAPAN	968.40	47,198	2,164,972	50,351
	MALAYSIA	346.24	3,923	179,948	4,019
	PEOPLE'S REPUBLIC OF CHINA	40,981.28	144,485	6,627,527	151,372
	REPUBLIC OF KOREA	34.93	998	45,778	1,158
	SINGAPORE	107.34	2,784	127,702	3,277
	TAIWAN (REP. OF CHINA)	31,684.64	56,375	2,585,921	58,635
	THAILAND	7,443.23	21,345	979,095	21,823
	TURKEY	3,801.37	8,734	400,629	9,544
	UNITED STATES OF AMERICA	2,141.44	16,851	772,955	21,470
650699	Other headgear, of other materials	193,320.85	226,863	10,406,209	242,465
	AUSTRALIA	355.90	9,720	445,856	10,759
	AUSTRIA	3.25	179	8,211	227
	CANADA	4.53	529	24,265	564
	FRANCE	7.79	71	3,257	118
	GERMANY	0.89	279	12,798	289
	HONG KONG, CHINA	12,289.59	22,821	1,046,800	25,324
	INDIA	12.25	49	2,248	57
	INDONESIA	0.73	47	2,156	55
	ITALY	141.53	499	22,890	548
	JAPAN	3,446.31	12,040	552,275	12,579
	MALAYSIA	65.95	438	20,091	506
	PEOPLE'S REPUBLIC OF CHINA	146,902.32	105,210	4,825,983	111,329
	REPUBLIC OF KOREA	2,345.69	3,309	151,784	3,512
	SINGAPORE	5,071.44	44,217	2,028,233	47,397
	SPAIN	470.65	3,477	159,490	3,695
	SRI LANKA (CEYLON)	2.03	53	2,431	55
	TAIWAN (REP. OF CHINA)	21,040.90	15,539	712,774	16,571
	UK OF GREAT BRITAIN AND N. IRELAND	458.08	4,200	192,654	4,350
	UNITED ARAB EMIRATES, N.E.S.	8.47	55	2,523	58
	UNITED STATES OF AMERICA	151.46	3,813	174,903	4,134
	VIRGIN ISLANDS (BRITISH)	541.09	318	14,587	338
6507	Head-bands, linings, covers, hat foundations, hat frames, peaks and chinstraps, for headgear.	537,241.84	658,130	30,188,424	689,876
650700	Head-bands, linings, covers, hat foundations, hat frames, peaks and chinstraps, for headgear	537,241.84	658,130	30,188,424	689,876
	AUSTRALIA	364.57	13,175	604,337	13,400
	FRANCE	172.75	4,042	185,407	4,434
	GERMANY	359.81	2,095	96,098	2,223
	HONG KONG, CHINA	7,245.81	20,267	929,647	21,841
	INDIA	7.90	177	8,119	186
	INDONESIA	87.05	606	27,797	637
	ITALY	269.92	1,971	90,410	1,978
	JAPAN	9,084.15	165,628	7,597,357	168,538
	MALAYSIA	253.34	3,076	141,096	3,104
	NETHERLANDS	63.45	2,148	98,529	2,714
	NORWAY	22.85	182	8,348	186
	PEOPLE'S REPUBLIC OF CHINA	383,374.10	208,157	9,548,162	219,009
	PORTUGAL	72.32	371	17,018	392
	REPUBLIC OF KOREA	5,380.40	59,904	2,747,796	61,665
	SINGAPORE	1,432.56	4,418	202,654	6,034
	TAIWAN (REP. OF CHINA)	125,572.71	122,508	5,619,442	127,441
	THAILAND	270.22	1,830	83,942	1,846
	UK OF GREAT BRITAIN AND N. IRELAND	1,120.74	24,575	1,127,255	25,270
	UNITED STATES OF AMERICA	1,957.47	22,924	1,051,524	28,897

TABLE 8 - *Continued*

PSCC CODE	COMMODITY AND COUNTRY OF ORIGIN	GROSS WEIGHT (GK)	FOB VALUE		CIF DOLLARS
			DOLLARS	PESOS	
	VIRGIN ISLANDS (BRITISH)	129.72	76	3,486	81
66	Umbrellas, sun umbrellas, walking-sticks, seat-sticks, whips, riding-crops and parts thereof	16,837,234.00	12,008,444	550,827,326	12,724,512
6601	Umbrellas and sun umbrellas (including walking-stick umbrellas, garden umbrellas and similar umbrellas).	15,861,796.47	10,965,313	502,978,907	11,632,590
660110	Garden or similar umbrellas	1,858,666.12	1,107,565	50,804,008	1,173,350
	AUSTRALIA	39,457.29	33,050	1,516,004	35,838
	BELGIUM	34.98	732	33,577	782
	FIJI	4,352.86	831	38,118	1,007
	FRANCE	79.65	480	22,018	512
	HONG KONG, CHINA	9,497.23	55,325	2,537,758	56,899
	INDIA	159.46	132	6,055	136
	JAPAN	3,382.50	2,617	120,042	2,939
	NEW ZEALAND	3,178.35	2,908	133,390	3,271
	PEOPLE'S REPUBLIC OF CHINA	1,790,441.75	950,629	43,605,352	1,008,106
	REPUBLIC OF KOREA	2.61	66	3,027	69
	SINGAPORE	294.93	2,811	128,941	3,016
	SOUTH AFRICA, REP. OF	28.66	488	22,385	506
	UNITED ARAB EMIRATES, N.E.S.	66.54	230	10,550	267
	UNITED STATES OF AMERICA	7,689.31	57,266	2,626,791	60,002
660191	Umbrellas having a telescopic shaft	1,656,069.18	2,755,337	126,387,308	2,882,331
	FRANCE	38.38	1,929	88,483	2,008
	HONG KONG, CHINA	73,496.27	487,281	22,351,579	522,027
	INDIA	5.27	29	1,330	30
	JAPAN	690.98	8,577	393,427	9,206
	MALAYSIA	33,497.49	223,665	10,259,514	235,486
	PEOPLE'S REPUBLIC OF CHINA	1,545,168.24	1,936,348	88,820,283	2,011,506
	REPUBLIC OF KOREA	6.66	93	4,266	96
	ROMANIA	13.99	9,447	433,334	9,834
	SINGAPORE	1,272.00	34,636	1,588,753	35,241
	SWEDEN	5.00	179	8,211	191
	TAIWAN (REP. OF CHINA)	1,702.46	47,044	2,157,908	50,294
	THAILAND	3.88	808	37,063	841
	UNITED STATES OF AMERICA	0.76	2,375	108,941	2,520
	VIETNAM	167.80	2,926	134,216	3,051
660199	Other umbrellas and sun umbrellas	12,347,061.17	7,102,411	325,787,591	7,576,909
	AUSTRALIA	20,215.43	11,921	546,816	15,196
	FRANCE	6.80	187	8,578	213
	GERMANY	271.15	266	12,201	329
	HONG KONG, CHINA	53,117.08	89,753	4,116,970	95,104
	ITALY	6,788.38	13,401	614,704	13,791
	JAPAN	292,420.72	199,154	9,135,194	235,600
	MALAYSIA	7.34	278	12,752	405
	NETHERLANDS	40.01	621	28,485	699
	NIGERIA	10,643.13	3,969	182,058	4,081
	PEOPLE'S REPUBLIC OF CHINA	11,924,370.82	6,673,336	306,105,922	7,087,074
	REPUBLIC OF KOREA	9,183.02	8,321	381,684	9,034
	SINGAPORE	4,750.76	32,572	1,494,078	39,016
	SWEDEN	59.62	2,881	132,151	3,452
	TAIWAN (REP. OF CHINA)	7,019.23	9,970	457,324	10,181
	THAILAND	2,354.62	3,829	175,636	4,211
	UK OF GREAT BRITAIN AND N. IRELAND	139.35	1,952	89,538	2,206
	UNITED ARAB EMIRATES, N.E.S.	219.78	1,008	46,237	1,069
	UNITED STATES OF AMERICA	4,365.07	17,099	784,331	20,794
	VIETNAM	11,088.86	31,893	1,462,932	34,454
6602	Walking-sticks, seat-sticks, whips, riding-crops and the like.	88,897.47	326,384	14,971,234	337,814
660200	Walking-sticks, seat-sticks, whips, riding-crops and the like	88,897.47	326,384	14,971,234	337,814
	JAPAN	2,066.38	1,217	55,824	1,400
	PEOPLE'S REPUBLIC OF CHINA	54,614.92	110,770	5,081,020	115,948
	TAIWAN (REP. OF CHINA)	30,702.88	211,812	9,715,816	217,640
	UNITED STATES OF AMERICA	1,513.29	2,585	118,574	2,826

TABLE 8 - Continued

PSCC CODE	COMMODITY AND COUNTRY OF ORIGIN	GROSS WEIGHT (GK)	FOB VALUE		CIF
			DOLLARS	PESOS	DOLLARS
6603	Parts, trimmings and accessories of articles of heading 66.01 or 66.02.	886,540.06	716,747	32,877,185	754,108
660310	Handles and knobs, of articles of heading No. 66.01 or 66.02	142,916.32	215,255	9,873,748	225,896
	FRANCE	32.14	194	8,899	208
	HONG KONG, CHINA	18,327.00	83,604	3,834,915	86,829
	INDONESIA	102.10	595	27,293	615
	PEOPLE'S REPUBLIC OF CHINA	121,672.23	123,158	5,649,258	129,884
	REPUBLIC OF KOREA	0.84	49	2,248	52
	TAIWAN (REP. OF CHINA)	227.63	1,244	57,062	1,363
	VIETNAM	2,554.38	6,411	294,073	6,945
660320	Umbrella frames, including frames mounted on shafts (sticks)	442,060.58	299,994	13,760,725	314,508
	HONG KONG, CHINA	34,623.79	26,779	1,228,353	27,799
	JAPAN	461.50	336	15,412	370
	PEOPLE'S REPUBLIC OF CHINA	406,971.12	272,688	12,508,199	286,135
	UK OF GREAT BRITAIN AND N. IRELAND	4.17	191	8,761	204
660390	Other parts, trimmings and accessories of articles of heading No. 66.01 or 66.02	301,563.16	201,498	9,242,712	213,704
	HONG KONG, CHINA	259.91	158	7,247	184
	INDONESIA	44.90	704	32,292	750
	JAPAN	24,354.34	14,666	672,729	15,353
	PEOPLE'S REPUBLIC OF CHINA	276,596.44	174,583	8,008,122	184,579
	UNITED STATES OF AMERICA	34.87	86	3,945	190
	VIETNAM	272.70	11,301	518,377	12,648
67	Prepared feathers and articles made therewith; artificial flowers; articles of human hair	1,847,199.90	5,783,057	265,268,822	6,410,170
6701	Skins and other parts of birds with their feathers or down, feathers, parts of feathers, down and articles thereof (other than goods of heading 05.05 and worked quills and scapes).	3,504.46	3,375	154,811	3,589
670100	Skins and other parts of birds with their feathers or down, feathers, parts of feathers, down and articles thereof (other than goods of heading No. 05.05 and worked quills and scapes)	3,504.46	3,375	154,811	3,589
	JAPAN	167.99	1,840	84,401	1,901
	PEOPLE'S REPUBLIC OF CHINA	3,332.49	1,500	68,805	1,651
	UNITED STATES OF AMERICA	3.98	35	1,605	37
6702	Artificial flowers, foliage and fruit and parts thereof; articles made of artificial flowers, foliage or fruit.	1,757,745.93	1,711,067	78,486,643	1,837,934
670210	Artificial flowers, foliage and fruit and parts thereof; articles made of artificial flowers, foliage or fruit, of plastics	1,263,713.84	980,276	44,965,259	1,051,799
	AUSTRALIA	85.94	409	18,761	421
	FRANCE	130.08	881	40,411	915
	HONG KONG, CHINA	31,240.50	14,865	681,858	15,462
	JAPAN	9,772.70	56,358	2,585,141	56,446
	MALAYSIA	10.45	101	4,633	170
	PEOPLE'S REPUBLIC OF CHINA	1,213,593.23	885,765	40,630,040	952,437
	REPUBLIC OF KOREA	92.50	37	1,697	43
	SINGAPORE	1,584.95	2,338	107,244	2,802
	SPAIN	22.30	91	4,174	95
	TAIWAN (REP. OF CHINA)	1,843.63	4,148	190,269	4,697
	UK OF GREAT BRITAIN AND N. IRELAND	333.21	868	39,815	968
	UNITED STATES OF AMERICA	5,004.35	14,415	661,216	17,343
670290	Artificial flowers, foliage and fruit and parts thereof; articles made of artificial flowers, foliage or fruit, of other materials	494,032.09	730,791	33,521,384	786,135
	FRANCE	6.51	53	2,431	55
	HONG KONG, CHINA	2,474.58	3,706	169,994	4,033
	INDIA	1,807.29	2,230	102,290	2,257
	INDONESIA	25.00	170	7,798	182
	JAPAN	19,654.05	24,076	1,104,366	24,103
	PEOPLE'S REPUBLIC OF CHINA	278,582.10	487,811	22,375,891	526,533
	PORTUGAL	97.55	171	7,844	176

TABLE 8 - *Continued*

PSCC CODE	COMMODITY AND COUNTRY OF ORIGIN	GROSS WEIGHT (GK)	FOB VALUE		CIF
			DOLLARS	PESOS	DOLLARS
	REPUBLIC OF KOREA	186,457.42	131,299	6,022,685	145,038
	SWITZERLAND	17.70	1,695	77,750	1,868
	TAIWAN (REP. OF CHINA)	455.12	5,645	258,936	5,825
	THAILAND	106.86	2,142	98,254	2,145
	UNITED STATES OF AMERICA	4,347.91	71,793	3,293,145	73,920
6703	Human hair, dressed, thinned, bleached or otherwise worked; wool or other animal hair or other textile materials, prepared for use in making wigs or the like.	50,207.68	1,966,158	90,187,666	2,245,224
670300	Human hair, dressed, thinned, bleached or otherwise worked; wool or other animal hair or other textile materials, prepared for use in making wigs or the like	50,207.68	1,966,158	90,187,666	2,245,224
	GERMANY	107.31	528	24,219	1,414
	HONG KONG, CHINA	67.60	23,399	1,073,312	24,357
	INDIA	637.65	232,797	10,678,398	353,343
	ITALY	1.67	1,645	75,456	1,759
	JAPAN	26,915.81	435,699	19,985,513	484,870
	PEOPLE'S REPUBLIC OF CHINA	21,759.28	1,057,665	48,515,093	1,150,965
	REPUBLIC OF KOREA	352.24	73,184	3,356,950	76,515
	SINGAPORE	10.44	2,022	92,749	2,077
	THAILAND	342.98	137,034	6,285,750	147,479
	UNITED STATES OF AMERICA	12.70	2,185	100,226	2,445
6704	Wigs, false beards, eyebrows and eyelashes, switches and the like, of human or animal hair or of textile materials; articles of human hair not elsewhere specified or included.	35,741.83	2,102,457	96,439,702	2,323,423
670411	Complete wigs, of synthetic textile materials	10,613.15	151,120	6,931,876	159,350
	HONG KONG, CHINA	31.33	309	14,174	362
	JAPAN	1,301.80	143,750	6,593,813	150,409
	MALAYSIA	0.84	43	1,972	46
	NETHERLANDS	3.50	88	4,037	96
	PEOPLE'S REPUBLIC OF CHINA	9,266.14	5,994	274,945	7,351
	SPAIN	4.67	203	9,312	217
	UNITED STATES OF AMERICA	4.87	733	33,623	869
670419	Wigs (other than complete), false beards, eyebrows and eyelashes, switches and the like, of synthetic textile materials	10,601.19	44,445	2,038,692	50,213
	CANADA	488.80	13,422	615,667	17,269
	GERMANY	8.75	49	2,248	50
	HONG KONG, CHINA	297.26	1,112	51,007	1,245
	JAPAN	13.36	4,247	194,810	4,421
	PEOPLE'S REPUBLIC OF CHINA	9,655.47	20,406	936,023	21,661
	REPUBLIC OF KOREA	18.11	2,936	134,674	3,082
	SINGAPORE	55.59	2,000	91,740	2,189
	TAIWAN (REP. OF CHINA)	55.00	150	6,881	161
	UNITED STATES OF AMERICA	8.85	123	5,642	135
670420	Wigs, false beards, eyebrows and eyelashes, switches and the like, of human hair	11,720.76	1,854,765	85,078,070	2,058,266
	CANADA	2.30	168	7,706	178
	GERMANY	2.60	98	4,495	110
	HONG KONG, CHINA	7,929.87	1,314,708	60,305,656	1,438,001
	INDIA	2,207.23	292,581	13,420,690	317,161
	JAPAN	103.31	4,653	213,433	5,748
	MALAYSIA	0.90	179	8,211	210
	PEOPLE'S REPUBLIC OF CHINA	1,455.85	241,976	11,099,439	296,403
	SINGAPORE	18.70	402	18,440	455
670490	Wigs, false beards, eyebrows and eyelashes, switches and the like, of other materials	2,806.73	52,127	2,391,064	55,594
	GERMANY	122.72	5,721	262,422	6,212
	HONG KONG, CHINA	1.19	22	1,009	25
	JAPAN	416.46	15,315	702,499	17,103
	PEOPLE'S REPUBLIC OF CHINA	2,219.94	7,428	340,722	7,754
	REPUBLIC OF KOREA	6.08	243	11,146	292
	SINGAPORE	16.05	1,227	56,282	1,312
	SWITZERLAND	24.29	22,171	1,016,984	22,896

TABLE 8 - Continued

PSCC CODE	COMMODITY AND COUNTRY OF ORIGIN	GROSS WEIGHT (GK)	FOB VALUE		CIF
			DOLLARS	PESOS	DOLLARS
68	Articles of stone, plaster, cement, asbestos, mica or similar materials	387,827,190.54	159,144,427	7,299,954,866	172,012,791
6801	Setts, curbstones and flagstones, of natural stone (except slate).	305,232.20	85,570	3,925,097	93,813
680100	Setts, curbstones and flagstones, of natural stone (except slate)	305,232.20	85,570	3,925,097	93,813
	AUSTRALIA	10.43	533	24,449	617
	HONG KONG, CHINA	4,414.41	3,487	159,949	3,856
	INDIA	55,338.85	14,723	675,344	15,897
	PAKISTAN, ISLAMIC REP. OF	99.82	4,625	212,149	5,168
	PEOPLE'S REPUBLIC OF CHINA	145,236.22	44,229	2,028,784	47,354
	REPUBLIC OF KOREA	21,491.25	6,502	298,247	7,849
	SINGAPORE	10,823.37	1,005	46,099	1,502
	THAILAND	20,804.54	5,103	234,075	5,244
	VIETNAM	47,013.31	5,363	246,001	6,326
6802	Worked monumental or building stone (except slate) and articles thereof, other than goods of heading 68.01; mosaic cubes and the like, of natural stone (including slate), whether or not on a backing; artificially coloured granules, chippings and powder, of natural stone (including slate).	49,415,574.34	19,722,556	904,673,647	20,892,581
680210	Tiles, cubes and similar articles, whether or not rectangular (including square), the largest surface area of which is capable of being enclosed in a square the side of which is less than 7 cm; artificially coloured granules, chippings and powder	288,138.97	93,171	4,273,755	99,353
	CZECH REPUBLIC (CZECHOSLOVAKIA)	56.33	336	15,412	350
	HONG KONG, CHINA	621.36	400	18,348	417
	JAPAN	415.90	4,717	216,369	4,769
	PEOPLE'S REPUBLIC OF CHINA	286,192.21	82,698	3,793,358	88,666
	REPUBLIC OF KOREA	0.83	3,040	139,445	3,113
	SINGAPORE	852.34	1,980	90,823	2,038
680221	Marble, travertine and alabaster, simply cut or sawn, with a flat or even surface	2,808,660.39	2,679,205	122,895,134	2,818,741
	FRANCE	17,762.59	131,691	6,040,666	138,353
	GREECE	143,273.81	41,795	1,917,137	45,211
	HONG KONG, CHINA	1,193.99	947	43,439	995
	INDONESIA	41,281.18	21,048	965,472	21,114
	ITALY	50,836.99	793,170	36,382,708	822,568
	JAPAN	50,484.04	36,787	1,687,420	38,065
	PEOPLE'S REPUBLIC OF CHINA	2,131,608.20	1,553,684	71,267,485	1,641,762
	REPUBLIC OF KOREA	251,195.23	61,459	2,819,124	69,045
	SPAIN	16,164.87	9,020	413,747	9,043
	THAILAND	11,718.76	6,173	283,156	6,470
	TURKEY	93,140.73	23,431	1,074,780	26,115
680222	Calcareous stone and articles, simply cut or sawn, with a flat or even surface	682,508.07	280,548	12,868,737	292,557
	INDIA	183,078.38	49,342	2,263,318	50,598
	INDONESIA	23,947.28	12,239	561,403	12,610
	ITALY	13,711.96	4,914	225,405	5,470
	JAPAN	50.13	66	3,027	66
	PEOPLE'S REPUBLIC OF CHINA	312,935.03	168,475	7,727,948	176,125
	REPUBLIC OF KOREA	6.61	485	22,247	517
	SINGAPORE	141,780.06	37,933	1,739,987	39,592
	TAIWAN (REP. OF CHINA)	23.91	31	1,422	33
	THAILAND	6,974.71	7,063	323,980	7,546
680223	Granite and articles, simply cut or sawn, with a flat or even surface	22,615,971.86	6,600,761	302,776,907	6,988,264
	CHILE	1,298.63	1,141	52,338	1,288
	FRANCE	19.92	127	5,825	135
	GREECE	163,999.23	74,224	3,404,655	80,974
	HONG KONG, CHINA	79,847.49	70,843	3,249,568	72,778
	INDIA	2,825,968.86	812,607	37,274,283	860,865
	ITALY	99,379.29	47,868	2,195,705	51,694
	JAPAN	762.29	5,307	243,432	5,412
	PEOPLE'S REPUBLIC OF CHINA	19,377,311.55	5,564,472	255,242,331	5,888,257
	REPUBLIC OF KOREA	3,250.00	750	34,403	801

TABLE 8 - Continued

PSCC CODE	COMMODITY AND COUNTRY OF ORIGIN	GROSS WEIGHT (GK)	FOB VALUE		CIF DOLLARS
			DOLLARS	PESOS	
	SPAIN	41,556.77	12,529	574,705	13,855
	TAIWAN (REP. OF CHINA)	190.71	178	8,165	190
	UNITED ARAB EMIRATES, N.E.S.	21,991.11	4,948	226,965	5,792
	UNITED STATES OF AMERICA	396.01	5,767	264,532	6,223
680229	Other monumental or building stone and articles thereof, simply cut or sawn, with a flat or even surface	1,435,017.77	498,413	22,862,204	544,847
	FRANCE	13,025.87	80,521	3,693,498	85,518
	GREECE	21,146.30	11,419	523,790	12,473
	GREENLAND	58,565.24	17,807	816,807	19,556
	INDIA	214,002.50	59,916	2,748,347	65,332
	INDONESIA	20,982.00	5,937	272,330	6,805
	JAPAN	46.64	269	12,339	288
	PEOPLE'S REPUBLIC OF CHINA	1,090,464.11	317,235	14,551,569	349,085
	SINGAPORE	16,708.57	4,352	199,626	4,530
	UNITED STATES OF AMERICA	76.54	957	43,898	1,260
680291	Marble, travertine and alabaster, molded, turned, polished, etc	6,577,483.67	4,216,447	193,408,425	4,417,257
	FRANCE	82.66	504	23,118	537
	GREECE	1,220,756.04	405,865	18,617,027	436,087
	HONG KONG, CHINA	3,870.21	1,958	89,813	2,461
	INDIA	76,368.68	20,553	942,767	20,667
	ITALY	378,915.79	253,833	11,643,320	276,688
	JAPAN	1,739.33	3,309	151,784	3,309
	MALAYSIA	18,692.50	5,439	251,964	5,962
	PEOPLE'S REPUBLIC OF CHINA	3,761,264.69	3,144,656	144,245,371	3,264,584
	PORTUGAL	582.92	707	32,430	755
	REPUBLIC OF KOREA	434.21	424	19,449	461
	SINGAPORE	139,434.68	54,381	2,494,457	55,799
	SPAIN	96,035.83	51,819	2,376,937	58,384
	THAILAND	1,472.50	575	26,375	614
	TURKEY	874,677.91	251,835	11,551,672	269,576
	UNITED ARAB EMIRATES, N.E.S.	3,155.72	20,535	941,941	21,373
680292	Calcareous stone, molded, turned, polished, etc	16,121.88	34,108	1,564,534	36,016
	FRANCE	10,838.62	6,503	298,293	7,176
	PEOPLE'S REPUBLIC OF CHINA	5,283.26	27,605	1,266,241	28,840
680293	Granite, molded, turned, polished, etc	11,129,912.60	3,709,537	170,156,462	3,982,783
	GERMANY	85.98	1,531	70,227	1,978
	GREECE	291,429.10	160,286	7,352,319	174,506
	INDIA	1,971,020.88	781,820	35,862,083	833,004
	JAPAN	85.15	2,010	92,199	2,013
	PEOPLE'S REPUBLIC OF CHINA	8,788,661.67	2,705,546	124,103,395	2,909,650
	REPUBLIC OF KOREA	408.93	467	21,421	486
	SPAIN	41,341.63	15,224	698,325	15,544
	TAIWAN (REP. OF CHINA)	36,822.95	42,321	1,941,264	45,238
	UNITED STATES OF AMERICA	56.31	332	15,229	364
680299	Other stone, molded, turned, polished, etc	3,861,759.13	1,610,366	73,867,489	1,712,763
	FRANCE	79.82	464	21,284	482
	GERMANY	0.21	141	6,468	146
	GREECE	110,690.38	57,031	2,616,012	62,324
	HONG KONG, CHINA	5,568.27	4,672	214,305	5,468
	INDIA	323,589.44	69,025	3,166,177	75,039
	INDONESIA	9,599.89	7,346	336,961	8,106
	ITALY	24,976.95	108,108	4,958,914	113,941
	JAPAN	19,284.99	54,326	2,491,934	56,181
	PEOPLE'S REPUBLIC OF CHINA	3,323,580.41	1,225,520	56,214,602	1,299,590
	REPUBLIC OF KOREA	26,569.82	40,694	1,866,634	45,052
	SPAIN	1,381.98	2,160	99,079	2,252
	THAILAND	10,055.92	20,415	936,436	21,812
	UK OF GREAT BRITAIN AND N. IRELAND	19.85	3,435	157,563	3,584
	UNITED STATES OF AMERICA	444.79	5,484	251,551	6,416
	VIETNAM	5,916.41	11,545	529,569	12,370
6803	Worked slate and articles of slate or of agglomerated slate.	1,323,180.58	538,664	24,708,517	564,902
680300	Worked slate and articles of slate or of agglomerated slate	1,323,180.58	538,664	24,708,517	564,902
	AUSTRIA	38.14	761	34,907	782
	BRAZIL	22,486.85	12,825	588,283	13,703
	CZECH REPUBLIC (CZECHOSLOVAKIA)	18,411.77	9,942	456,040	10,222

TABLE 8 - Continued

PSCC CODE	COMMODITY AND COUNTRY OF ORIGIN	GROSS WEIGHT (GK)	FOB VALUE		CIF DOLLARS
			DOLLARS	PESOS	
	FRANCE	0.89	414	18,990	426
	INDIA	81,197.17	32,277	1,480,546	36,857
	PEOPLE'S REPUBLIC OF CHINA	1,198,538.79	471,742	21,638,805	490,685
	TAIWAN (REP. OF CHINA)	29.79	298	13,669	325
	UNITED ARAB EMIRATES, N.E.S.	39.57	137	6,284	158
	UNITED STATES OF AMERICA	2,437.61	10,268	470,993	11,744
6804	Millstones, grindstones, grinding wheels and the like, without frameworks, for grinding, sharpening, polishing, trueing or cutting, hand sharpening or polishing stones, and parts thereof, of natural stone, of agglomerated natural or artificial abrasives, or of ceramics, with or without parts of other materials.	3,966,193.55	28,475,952	1,306,191,919	29,716,450
680410	Millstones and grindstones for milling, grinding or pulping	990,411.71	3,748,665	171,951,264	3,975,570
	AUSTRALIA	19.36	464	21,284	480
	AUSTRIA	30.82	1,006	46,145	1,306
	FRANCE	160.43	1,051	48,209	1,081
	GERMANY	21,637.87	127,253	5,837,095	136,091
	HONG KONG, CHINA	1,001.74	4,164	191,003	4,290
	INDONESIA	100.81	5,835	267,651	6,053
	ISRAEL	3,945.55	26,253	1,204,225	26,280
	ITALY	2,454.84	2,050	94,034	2,191
	JAPAN	62,135.39	560,903	25,728,621	594,326
	MACAU	46.56	1,882	86,327	1,959
	MALAYSIA	670.76	1,719	78,851	1,966
	NETHERLANDS	4,315.95	5,113	234,533	5,548
	NORWAY	7.81	118	5,413	122
	PEOPLE'S REPUBLIC OF CHINA	460,179.85	771,434	35,385,678	809,884
	REPUBLIC OF KOREA	24,256.11	50,451	2,314,187	52,652
	SINGAPORE	148,793.21	194,346	8,914,651	203,708
	SPAIN	31.63	482	22,109	648
	SWEDEN	27.12	3,815	174,994	4,377
	SWITZERLAND	209.53	7,472	342,741	8,169
	TAIWAN (REP. OF CHINA)	127,172.22	1,311,728	60,168,963	1,407,460
	THAILAND	131,028.65	569,319	26,114,663	601,487
	UK OF GREAT BRITAIN AND N. IRELAND	559.76	8,467	388,381	8,902
	UNITED STATES OF AMERICA	1,625.74	93,340	4,281,506	96,590
680421	Other millstones, grindstones, grinding wheels and the like, of agglomerated synthetic or natural diamond	95,004.27	1,098,360	50,381,773	1,153,119
	AUSTRALIA	30.08	244	11,192	368
	AUSTRIA	58.31	1,979	90,777	2,702
	CANADA	7.67	5,312	243,661	5,475
	DENMARK	34.78	1,538	70,548	1,624
	FRANCE	111.50	4,409	202,241	4,939
	GERMANY	1,260.66	48,980	2,246,713	52,317
	HONG KONG, CHINA	9,437.15	20,776	952,995	21,347
	INDONESIA	4.17	196	8,991	209
	JAPAN	22,872.28	235,089	10,783,532	249,086
	LIECHTENSTEIN	215.17	421	19,311	449
	MALAYSIA	219.23	175,820	8,064,863	183,843
	PEOPLE'S REPUBLIC OF CHINA	26,204.44	307,102	14,086,769	317,157
	REPUBLIC OF KOREA	2,974.70	57,383	2,632,158	60,490
	SINGAPORE	16,587.89	143,578	6,585,923	150,090
	SWITZERLAND	1,401.37	51,657	2,369,507	56,775
	TAIWAN (REP. OF CHINA)	317.69	7,861	360,584	8,346
	THAILAND	12,980.85	8,362	383,565	8,716
	UNITED ARAB EMIRATES, N.E.S.	134.86	6,048	277,422	6,807
	UNITED STATES OF AMERICA	151.47	21,605	991,021	22,379
680422	Other millstones, grindstones, grinding wheels and the like, of other agglomerated abrasives or of ceramics	2,171,557.42	22,833,068	1,047,352,832	23,724,393
	AUSTRALIA	83.12	1,481	67,933	1,635
	AUSTRIA	57.46	3,199	146,737	3,511
	CANADA	2.02	1,602	73,484	1,668
	DEMOCRATIC PEOPLE'S REP. OF KOREA	61,155.80	55,073	2,526,199	57,415
	DENMARK	482.70	7,740	355,034	8,159
	FINLAND	60,668.23	246,737	11,317,826	254,267
	FRANCE	90.36	7,617	349,392	8,125
	GERMANY	149,203.12	1,325,988	60,823,069	1,355,704
	HONG KONG, CHINA	5,949.43	29,236	1,341,055	30,103
	INDIA	1,912.09	8,291	380,309	8,657
	INDONESIA	112,271.15	137,725	6,317,446	142,903

TABLE 8 - Continued

PSCC CODE	COMMODITY AND COUNTRY OF ORIGIN	GROSS WEIGHT (GK)	FOB VALUE		CIF DOLLARS
			DOLLARS	PESOS	
	ITALY	13,399.41	23,777	1,090,652	26,204
	JAMAICA (EXCLUDES CAYMAN IS.,TURKS,CAICOS)	4.57	83	3,807	88
	JAPAN	72,091.68	1,104,601	50,668,048	1,153,682
	MALAYSIA	16,099.19	13,862,465	635,871,269	14,452,338
	NETHERLANDS	279.54	10,711	491,313	11,251
	PEOPLE'S REPUBLIC OF CHINA	683,202.98	1,052,298	48,268,909	1,101,611
	POLAND	133.98	870	39,907	1,429
	REPUBLIC OF KOREA	54,505.86	139,893	6,416,893	148,357
	SINGAPORE	41,959.06	218,172	10,007,550	224,150
	SWEDEN	8,078.67	15,401	706,444	15,772
	SWITZERLAND	147.27	6,624	303,844	7,507
	TAIWAN (REP. OF CHINA)	97,945.77	515,189	23,631,720	539,935
	THAILAND	636,800.01	3,084,178	141,471,245	3,141,490
	UK OF GREAT BRITAIN AND N. IRELAND	113.95	5,685	260,771	5,841
	UNITED STATES OF AMERICA	154,920.00	968,432	44,421,976	1,022,591
680423	Other millstones, grindstones, grinding wheels and the like, of natural stone	133,234.60	267,097	12,251,739	285,429
	CZECH REPUBLIC (CZECHOSLOVAKIA)	17,604.78	8,714	399,711	11,307
	GERMANY	42.68	513	23,531	529
	JAPAN	6,324.59	56,594	2,595,967	60,254
	PEOPLE'S REPUBLIC OF CHINA	44,662.54	29,621	1,358,715	31,734
	REPUBLIC OF KOREA	1,136.78	5,765	264,440	6,106
	SINGAPORE	14,638.17	14,327	657,180	15,848
	TAIWAN (REP. OF CHINA)	6,123.13	18,093	829,926	18,928
	THAILAND	42,647.16	131,116	6,014,291	138,197
	UNITED STATES OF AMERICA	54.77	2,354	107,978	2,526
680430	Hand sharpening or polishing stones	575,985.55	528,762	24,254,311	577,939
	FRANCE	157.50	35	1,605	38
	GERMANY	180.65	3,522	161,554	3,636
	HONG KONG, CHINA	3,761.74	63,474	2,911,552	71,072
	ISRAEL	64.31	1,128	51,741	1,143
	ITALY	3,637.01	9,190	421,545	10,636
	JAPAN	21,456.82	133,425	6,120,204	145,644
	MALAYSIA	48.50	172	7,890	208
	NETHERLANDS	1.84	220	10,091	235
	PEOPLE'S REPUBLIC OF CHINA	492,987.16	194,422	8,918,138	211,055
	REPUBLIC OF KOREA	95.54	6,338	290,724	6,814
	SINGAPORE	1,114.45	8,428	386,592	9,009
	SPAIN	9.86	147	6,743	152
	SWEDEN	1.74	854	39,173	949
	SWITZERLAND	11.57	654	29,999	769
	TAIWAN (REP. OF CHINA)	19,820.59	18,398	843,917	20,267
	THAILAND	32,284.81	68,322	3,133,930	74,937
	UK OF GREAT BRITAIN AND N. IRELAND	0.88	43	1,972	53
	UNITED STATES OF AMERICA	349.74	19,912	913,363	21,240
	YEMEN, REPUBLIC OF	0.84	78	3,578	82
6805	Natural or artificial abrasive powder or grain, on a base of textile material, of paper, of paperboard or of other materials, whether or not cut to shape or sewn or otherwise made up.	4,235,351.39	13,905,458	637,843,360	14,655,120
680510	Natural or artificial abrasive powder or grain, on a base of woven textile fabric only	185,870.63	799,403	36,668,616	849,995
	DEMOCRATIC PEOPLE'S REP. OF KOREA	6,648.46	8,572	393,198	9,225
	FINLAND	14,885.68	49,711	2,280,244	53,531
	FRANCE	6,884.50	50,531	2,317,857	60,105
	GERMANY	9,355.66	56,261	2,580,692	59,846
	HONG KONG, CHINA	146.97	22,041	1,011,021	23,389
	JAPAN	4,545.99	53,636	2,460,283	58,687
	MALAYSIA	1,934.83	8,870	406,867	9,618
	PEOPLE'S REPUBLIC OF CHINA	94,513.58	224,605	10,302,631	237,232
	REPUBLIC OF KOREA	15,710.70	96,957	4,447,418	100,685
	SINGAPORE	6,779.39	76,448	3,506,670	78,973
	SWITZERLAND	0.11	120	5,504	127
	TAIWAN (REP. OF CHINA)	20,678.78	106,504	4,885,338	112,410
	THAILAND	324.07	873	40,045	875
	UNITED STATES OF AMERICA	3,461.91	44,274	2,030,848	45,292

TABLE 8 - Continued

PSCC CODE	COMMODITY AND COUNTRY OF ORIGIN	GROSS WEIGHT (GK)	FOB VALUE		CIF
			DOLLARS	PESOS	DOLLARS
680520	Natural or artificial abrasive powder or grain, on a base of paper or paperboard only	2,909,502.56	6,072,799	278,559,288	6,402,100
	DEMOCRATIC PEOPLE'S REP. OF KOREA	105,270.45	90,161	4,135,685	96,908
	DENMARK	1.69	82	3,761	96
	FINLAND	80,712.28	287,216	13,174,598	296,691
	FRANCE	64.61	10,471	480,305	10,930
	GERMANY	113,901.45	566,224	25,972,694	584,969
	HONG KONG, CHINA	1,065.99	105,374	4,833,506	108,171
	INDONESIA	138,903.35	125,578	5,760,263	127,912
	ITALY	608.02	5,048	231,552	5,242
	JAPAN	199,444.53	530,178	24,319,265	650,995
	MALAYSIA	178,331.84	104,314	4,784,883	109,269
	NETHERLANDS	6.33	846	38,806	873
	NORWAY	71,992.24	45,881	2,104,561	52,035
	PEOPLE'S REPUBLIC OF CHINA	1,032,814.67	1,654,242	75,880,081	1,719,258
	REPUBLIC OF KOREA	846,697.70	1,700,053	77,981,431	1,750,858
	SINGAPORE	14,536.96	203,314	9,326,013	215,419
	SPAIN	662.99	3,490	160,086	3,588
	SWEDEN	8,064.27	11,901	545,899	14,443
	SWITZERLAND	35,505.41	175,690	8,058,900	181,499
	TAIWAN (REP. OF CHINA)	14,252.25	74,210	3,404,012	76,838
	THAILAND	17,643.63	84,979	3,897,986	89,692
	UK OF GREAT BRITAIN AND N. IRELAND	31.46	1,121	51,421	1,298
	UNITED ARAB EMIRATES, N.E.S.	49.90	530	24,311	557
	UNITED STATES OF AMERICA	48,940.54	291,896	13,389,269	304,559
680530	Natural or artificial abrasive powder or grain, on a base of other materials	1,139,978.20	7,033,256	322,615,456	7,403,025
	BELGIUM	308.03	3,895	178,664	4,157
	CANADA	14,119.47	103,031	4,726,032	104,712
	DENMARK	3.16	332	15,229	343
	FINLAND	15,077.46	46,885	2,150,615	49,701
	FRANCE	1,846.34	1,024	46,971	1,478
	GERMANY	696.46	13,697	628,281	14,639
	HONG KONG, CHINA	6,197.33	87,212	4,000,415	89,125
	INDIA	128.80	1,892	86,786	2,154
	ITALY	42.07	1,778	81,557	1,898
	JAPAN	96,979.74	1,341,001	61,511,716	1,392,150
	MALAYSIA	79,296.44	110,288	5,058,911	132,419
	MEXICO	4,377.43	24,907	1,142,485	27,266
	PEOPLE'S REPUBLIC OF CHINA	155,041.01	341,219	15,651,716	361,650
	REPUBLIC OF KOREA	187,600.85	2,015,446	92,448,508	2,089,485
	SINGAPORE	16,098.64	203,578	9,338,123	232,820
	SPAIN	5.58	60	2,752	63
	SWEDEN	0.83	103	4,725	110
	SWITZERLAND	253.97	7,416	340,172	7,921
	TAIWAN (REP. OF CHINA)	422,877.04	453,256	20,790,853	487,714
	THAILAND	115,429.27	1,076,490	49,378,596	1,110,018
	UK OF GREAT BRITAIN AND N. IRELAND	1,395.44	34,887	1,600,267	35,849
	UNITED ARAB EMIRATES, N.E.S.	5.34	358	16,421	382
	UNITED STATES OF AMERICA	14,003.62	1,140,316	52,306,295	1,230,173
	VIETNAM	8,193.88	24,185	1,109,366	26,798
6806	Slag wool, rock wool and similar mineral wools; exfoliated vermiculite, expanded clays, foamed slag and similar expanded mineral materials; mixtures and articles of heat-insulating, sound-insulating or sound-absorbing mineral materials, other than those of heading 68.11 or 68.12 or of Chapter 69.	17,587,152.08	23,311,052	1,069,277,954	25,122,099
680610	Slag wool, rock wool and similar mineral wools (including intermixtures thereof), in bulk, sheets or rolls	7,083,243.47	5,234,656	240,113,669	5,630,505
	DENMARK	53,401.59	61,699	2,830,133	64,442
	FRANCE	10,251.85	13,085	600,209	14,122
	GERMANY	176,473.24	877,154	40,235,054	911,517
	HONG KONG, CHINA	484,419.97	552,414	25,339,230	590,929
	INDIA	38,957.06	35,504	1,628,568	42,351
	INDONESIA	96,679.78	101,309	4,647,044	115,375
	JAPAN	1,154.69	12,397	568,650	15,310
	MALAYSIA	65,442.45	114,509	5,252,528	124,588
	NETHERLANDS	133,604.09	14,191	650,941	17,498
	PEOPLE'S REPUBLIC OF CHINA	5,936,350.82	3,327,538	152,634,168	3,594,967

TABLE 8 - *Continued*

PSCC CODE	COMMODITY AND COUNTRY OF ORIGIN	GROSS WEIGHT (GK)	FOB VALUE		CIF
			DOLLARS	PESOS	DOLLARS
	REPUBLIC OF KOREA	36,248.14	40,479	1,856,772	45,840
	SINGAPORE	257.54	1,015	46,558	1,065
	TAIWAN (REP. OF CHINA)	6,234.61	9,020	413,747	14,326
	THAILAND	42,373.72	34,055	1,562,103	35,016
	UK OF GREAT BRITAIN AND N. IRELAND	156.72	9,206	422,279	9,421
	UNITED ARAB EMIRATES, N.E.S.	10.56	69	3,165	72
	UNITED STATES OF AMERICA	1,226.64	31,012	1,422,520	33,666
680620	Exfoliated vermiculite, expanded clays, foamed slag and similar expanded mineral materials (including intermixtures thereof)	2,398,833.13	10,227,382	469,130,011	11,053,859
	AUSTRALIA	219,658.65	169,478	7,773,956	179,469
	BELGIUM	2.30	1,636	75,043	1,682
	GERMANY	249.74	8,517	390,675	8,866
	HONG KONG, CHINA	2,996.11	8,804	403,839	9,581
	JAPAN	264.92	41,213	1,890,440	44,021
	MALAYSIA	62.59	266	12,201	274
	NETHERLANDS	8,596.76	2,982	136,784	5,569
	PEOPLE'S REPUBLIC OF CHINA	2,121,636.33	9,862,101	452,374,573	10,665,206
	REPUBLIC OF KOREA	1,067.75	7,519	344,897	7,842
	TAIWAN (REP. OF CHINA)	236.02	1,170	53,668	1,296
	UK OF GREAT BRITAIN AND N. IRELAND	4.35	107	4,908	144
	UNITED STATES OF AMERICA	44,057.61	123,589	5,669,027	129,909
680690	Mixtures and articles of heat-insulating, sound-insulating or sound-absorbing mineral materials, other than those of heading No. 68.11 or 68.12 or of Chapter 69	8,105,075.48	7,849,014	360,034,274	8,437,735
	AUSTRALIA	2,756.86	18,879	865,980	20,555
	AUSTRIA	6.98	110	5,046	110
	CANADA	7.50	334	15,321	378
	DENMARK	14,102.80	15,278	700,802	16,835
	FRANCE	29,453.60	150,061	6,883,298	172,014
	GERMANY	366,194.32	618,442	28,367,934	670,424
	HONG KONG, CHINA	44,071.74	124,924	5,730,264	144,995
	INDIA	25,707.53	43,979	2,017,317	44,681
	ISRAEL	14,056.79	95,936	4,400,584	99,896
	ITALY	85,617.48	10,378	476,039	11,844
	JAPAN	71,102.45	193,844	8,891,624	203,697
	MALAYSIA	13,323.54	49,497	2,270,428	52,383
	NETHERLANDS	22,706.25	130,830	6,001,172	135,757
	PEOPLE'S REPUBLIC OF CHINA	6,585,541.92	4,404,503	202,034,553	4,699,141
	POLAND	39,186.64	85,308	3,913,078	92,636
	REPUBLIC OF KOREA	81,407.57	83,115	3,812,485	90,628
	SINGAPORE	18,708.01	65,087	2,985,541	70,548
	SWITZERLAND	43.96	1,651	75,731	1,844
	TAIWAN (REP. OF CHINA)	47,075.73	457,051	20,964,929	478,452
	THAILAND	182,642.75	431,841	19,808,547	445,866
	UK OF GREAT BRITAIN AND N. IRELAND	95.43	4,810	220,635	5,006
	UNITED ARAB EMIRATES, N.E.S.	24,257.31	130,959	6,007,089	134,448
	UNITED STATES OF AMERICA	436,935.11	730,888	33,525,833	844,234
	VIETNAM	73.21	1,309	60,044	1,363
6807	Articles of asphalt or of similar material (for example, petroleum bitumen or coal tar pitch).	13,071,838.77	5,782,190	265,229,054	6,184,437
680710	Articles of asphalt or of similar material (for example, petroleum bitumen or coal tar pitch), in rolls	6,594,691.04	2,469,276	113,265,690	2,667,461
	BELGIUM	176,365.55	85,673	3,929,821	92,428
	EGYPT ARAB REPUBLIC	22,541.68	9,109	417,830	10,128
	FRANCE	462,941.40	225,828	10,358,730	241,153
	ITALY	4,656,650.25	1,421,179	65,189,480	1,556,636
	JAPAN	2,051.81	6,845	313,980	7,115
	PAKISTAN, ISLAMIC REP. OF	26,833.48	24,904	1,142,346	25,781
	PEOPLE'S REPUBLIC OF CHINA	562,402.30	234,780	10,769,359	246,209
	REPUBLIC OF KOREA	23,866.32	42,195	1,935,485	43,642
	SAUDI ARABIA	278,692.82	222,935	10,226,029	234,260
	SINGAPORE	131,840.49	49,045	2,249,694	51,707
	SPAIN	229,542.70	134,293	6,160,020	145,212
	TAIWAN (REP. OF CHINA)	20,962.24	12,490	572,916	13,190
680790	Other articles of asphalt or of similar material	6,477,147.73	3,312,914	151,963,364	3,516,976

TABLE 8 - Continued

PSCC CODE	COMMODITY AND COUNTRY OF ORIGIN	GROSS WEIGHT (GK)	FOB VALUE		CIF DOLLARS
			DOLLARS	PESOS	
	BELGIUM	373.74	398	18,256	424
	CANADA	1,412,923.92	342,344	15,703,319	388,000
	GERMANY	174.86	194	8,899	201
	HONG KONG, CHINA	65.81	1,412	64,768	1,509
	INDIA	19,838.90	11,785	540,578	12,312
	INDONESIA	141,994.49	68,301	3,132,967	73,011
	IRAN, ISLAMIC REP. OF	233,743.99	118,936	5,455,594	123,331
	ITALY	169,649.01	89,882	4,122,887	102,313
	JAPAN	197.12	393	18,027	629
	MALAYSIA	914,629.22	871,299	39,966,485	904,698
	PEOPLE'S REPUBLIC OF CHINA	1,110,282.10	479,536	21,996,316	498,353
	REPUBLIC OF KOREA	868,515.63	594,557	27,272,330	623,892
	SINGAPORE	14.80	37	1,697	40
	TAIWAN (REP. OF CHINA)	103,983.50	56,771	2,604,086	61,813
	UK OF GREAT BRITAIN AND N. IRELAND	8,852.17	6,000	275,220	6,008
	UNITED STATES OF AMERICA	1,491,908.47	671,069	30,781,935	720,442
6808	Panels, boards, tiles, blocks and similar articles of vegetable fibre, of straw or of shavings, chips, particles, sawdust or other waste, of wood, agglomerated with cement, plaster or other mineral binders.	5,941,184.99	2,828,106	129,725,221	3,060,080
680800	Panels, boards, tiles, blocks and similar articles of vegetable fiber, of straw or of shavings, chips, particles, sawdust or other waste, of wood, agglomerated with cement, plaster or other mineral binders	5,941,184.99	2,828,106	129,725,221	3,060,080
	AUSTRALIA	187.41	514	23,577	516
	DEMOCRATIC PEOPLE'S REP. OF KOREA	46,651.72	23,770	1,090,330	25,396
	FRANCE	22,112.50	53,978	2,475,971	62,995
	GERMANY	200,331.13	57,612	2,642,662	66,956
	HONG KONG, CHINA	12,691.50	10,614	486,864	11,617
	INDIA	28,186.78	19,497	894,327	20,150
	INDONESIA	260,229.71	127,005	5,825,719	135,929
	ITALY	50,487.53	30,185	1,384,586	31,102
	JAPAN	2,305,535.85	1,274,633	58,467,416	1,356,373
	MALAYSIA	162,246.78	51,382	2,356,892	60,263
	NETHERLANDS	678.02	2,862	131,280	3,058
	PEOPLE'S REPUBLIC OF CHINA	1,968,171.29	753,648	34,569,834	821,646
	REPUBLIC OF KOREA	115,233.51	57,416	2,633,672	61,386
	SINGAPORE	25,000.69	81,957	3,759,368	82,353
	SPAIN	1,551.30	17,851	818,825	20,542
	TAIWAN (REP. OF CHINA)	63,041.91	48,412	2,220,658	50,978
	THAILAND	671,904.31	204,389	9,375,323	232,393
	TURKEY	6,090.66	4,367	200,314	5,568
	UK OF GREAT BRITAIN AND N. IRELAND	4.16	371	17,018	397
	UNITED ARAB EMIRATES, N.E.S.	52.27	342	15,688	355
	UNITED STATES OF AMERICA	524.38	6,934	318,063	9,727
	VIETNAM	271.58	367	16,834	380
6809	Articles of plaster or of compositions based on plaster.	101,868,457.85	16,779,521	769,676,628	18,470,603
680911	Boards, sheets, panels, tiles and similar articles, not ornamented, faced or reinforced with paper or paperboard only	44,503,414.32	7,217,843	331,082,459	8,008,030
	INDONESIA	9,643,409.60	1,543,118	70,782,823	1,686,223
	JAPAN	260,577.06	54,467	2,498,401	63,352
	MALAYSIA	4,683,813.46	567,564	26,034,161	650,787
	PEOPLE'S REPUBLIC OF CHINA	3,960,720.59	891,209	40,879,757	968,579
	REPUBLIC OF KOREA	66,964.71	94,462	4,332,972	111,537
	TAIWAN (REP. OF CHINA)	116.95	92	4,220	96
	THAILAND	25,887,811.95	4,066,931	186,550,125	4,527,456
680919	Boards, sheets, panels, tiles and similar articles, not ornamented, other than sub-item 680911	50,988,396.83	7,703,896	353,377,709	8,452,311
	INDONESIA	227,758.91	41,854	1,919,843	48,509
	JAPAN	207,822.18	80,472	3,691,251	90,784
	NETHERLANDS	28.80	498	22,843	2,218
	PEOPLE'S REPUBLIC OF CHINA	1,528,121.36	297,209	13,632,977	336,329
	REPUBLIC OF KOREA	4,997.14	10,159	465,993	10,946
	SINGAPORE	161,807.82	35,182	1,613,798	39,223
	THAILAND	48,744,946.16	7,214,051	330,908,519	7,894,328
	UNITED STATES OF AMERICA	112,914.46	24,471	1,122,485	29,974

TABLE 8 - Continued

PSCC CODE	COMMODITY AND COUNTRY OF ORIGIN	GROSS WEIGHT (GK)	FOB VALUE		CIF
			DOLLARS	PESOS	DOLLARS
680990	Other articles of plaster or of compositions based on plaster	6,376,646.70	1,857,782	85,216,460	2,010,262
	DENMARK	1.84	392	17,981	422
	INDONESIA	17,142.64	9,618	441,178	9,934
	JAPAN	5,564,567.75	1,231,003	56,466,108	1,305,650
	PEOPLE'S REPUBLIC OF CHINA	278,517.29	118,307	5,426,742	128,141
	REPUBLIC OF KOREA	34,622.83	24,735	1,134,594	27,390
	TAIWAN (REP. OF CHINA)	16,823.40	376,170	17,254,918	423,368
	THAILAND	456,197.06	86,806	3,981,791	100,031
	UK OF GREAT BRITAIN AND N. IRELAND	45.22	37	1,697	47
	UNITED STATES OF AMERICA	8,728.67	10,714	491,451	15,279
6810	Articles of cement, of concrete or of artificial stone, whether or not reinforced.	68,683,173.16	14,092,162	646,407,471	16,680,705
681011	Building blocks and bricks, of cement, of concrete or of artificial stone, whether or not reinforced	8,384,702.58	1,190,781	54,621,125	1,330,490
	INDIA	186,619.92	39,477	1,810,810	43,219
	IRAN, ISLAMIC REP. OF	37,902.43	7,817	358,566	8,872
	JAPAN	389.88	5,634	258,432	6,044
	PEOPLE'S REPUBLIC OF CHINA	7,671,380.88	1,017,232	46,660,432	1,137,061
	REPUBLIC OF KOREA	465,988.89	103,549	4,749,793	116,346
	TAIWAN (REP. OF CHINA)	14,836.07	4,304	197,424	5,013
	THAILAND	887.92	9,985	458,012	10,325
	UNITED STATES OF AMERICA	6,696.59	2,783	127,656	3,610
681019	Tiles, flagstones and similar articles, of cement, of concrete or of artificial stone, whether or not reinforced	1,783,230.95	823,710	37,783,578	886,292
	HONG KONG, CHINA	1,268.25	6,116	280,541	6,289
	INDONESIA	114,185.65	12,069	553,605	12,736
	ITALY	6,091.22	11,578	531,083	11,807
	JAPAN	7,450.65	1,894	86,878	2,064
	MALAYSIA	551,705.56	363,092	16,655,030	390,897
	OMAN	517,180.24	82,261	3,773,312	84,236
	PEOPLE'S REPUBLIC OF CHINA	477,712.83	262,297	12,031,563	282,647
	REPUBLIC OF KOREA	55,652.41	57,965	2,658,855	66,834
	TAIWAN (REP. OF CHINA)	1,269.56	666	30,549	712
	THAILAND	28,729.54	16,676	764,928	18,357
	UNITED ARAB EMIRATES, N.E.S.	200.40	400	18,348	418
	UNITED STATES OF AMERICA	578.83	4,756	218,158	5,126
	VIETNAM	21,205.81	3,940	180,728	4,169
681091	Prefabricated structural components for building or civil engineering	54,453,494.76	9,399,991	431,177,587	11,443,668
	HONG KONG, CHINA	12.51	2,167	99,400	2,318
	ITALY	1,554.35	715	32,797	745
	JAPAN	3,174.16	9,463	434,067	10,075
	MALAYSIA	159,365.50	40,797	1,871,358	41,948
	PEOPLE'S REPUBLIC OF CHINA	31,445,704.25	7,737,786	354,932,244	9,270,394
	REPUBLIC OF KOREA	51,927.53	77,088	3,536,027	82,430
	TAIWAN (REP. OF CHINA)	13.93	195	8,945	225
	THAILAND	7,889.77	68,479	3,141,132	76,809
	VIETNAM	22,783,852.76	1,463,301	67,121,617	1,958,724
681099	Other articles of cement, of concrete or of artificial stone, n.e.s., whether or not reinforced	4,061,744.87	2,677,680	122,825,181	3,020,255
	AUSTRIA	30,059.54	15,958	731,993	18,033
	FRANCE	156.68	1,088	49,907	1,151
	GERMANY	61,021.45	170,394	7,815,973	174,244
	HONG KONG, CHINA	2,255.42	21,005	963,500	24,786
	INDIA	467.15	3,502	160,637	7,203
	INDONESIA	18,777.43	14,947	685,618	16,504
	ITALY	58.36	1,037	47,567	1,629
	JAPAN	266,498.57	545,973	25,043,782	567,136
	MALAYSIA	17,259.08	241,454	11,075,495	254,523
	NETHERLANDS	339,225.05	53,426	2,450,651	70,908
	PEOPLE'S REPUBLIC OF CHINA	3,139,767.99	1,205,894	55,314,358	1,458,100
	REPUBLIC OF KOREA	84,063.20	222,642	10,212,589	234,007
	SINGAPORE	12,169.73	101,002	4,632,961	105,953

TABLE 8 - Continued

PSCC CODE	COMMODITY AND COUNTRY OF ORIGIN	GROSS WEIGHT (GK)	FOB VALUE		CIF DOLLARS
			DOLLARS	PESOS	
	SPAIN	55,910.37	43,158	1,979,657	45,194
	TAIWAN (REP. OF CHINA)	20,543.66	7,375	338,291	7,673
	THAILAND	2,655.92	1,421	65,181	1,536
	TURKEY	538.14	1,221	56,007	3,705
	UNITED STATES OF AMERICA	10,317.13	26,183	1,201,014	27,970
6811	Articles of asbestos-cement, of cellulose fibre-cement or the like.	115,806,785.13	27,348,126	1,254,458,540	29,830,103
681110	Corrugated sheets of asbestos-cement, of cellulose fiber-cement or the like	1,823,243.48	3,547,502	162,723,916	3,781,014
	GERMANY	82,935.81	31,407	1,440,639	36,154
	HONG KONG, CHINA	25.03	654	29,999	682
	INDIA	39.92	466	21,375	483
	INDONESIA	10.00	250	11,468	267
	JAPAN	347.87	3,666	168,159	3,969
	MALAYSIA	582,046.13	110,600	5,073,222	111,068
	PEOPLE'S REPUBLIC OF CHINA	657,561.12	216,805	9,944,845	230,689
	REPUBLIC OF KOREA	24,190.75	83,081	3,810,925	84,413
	SINGAPORE	361.84	16,085	737,819	17,798
	SWEDEN	6.44	611	28,027	644
	TAIWAN (REP. OF CHINA)	185,435.19	2,673,378	122,627,849	2,856,288
	THAILAND	290,274.68	403,423	18,505,013	431,054
	UNITED STATES OF AMERICA	8.70	7,076	324,576	7,505
681120	Other sheets, panels, tiles and similar articles, of asbestos-cement, of cellulose fiber-cement or the like	72,899,991.91	14,723,399	675,362,313	16,027,864
	GERMANY	363.37	88	4,037	91
	HONG KONG, CHINA	17,113.47	7,808	358,153	8,342
	INDONESIA	1,588,937.90	306,806	14,073,191	319,189
	JAPAN	11,527.14	54,211	2,486,659	57,554
	MALAYSIA	9,296,521.31	1,882,560	86,353,027	2,024,581
	NETHERLANDS	16.63	340	15,596	348
	PEOPLE'S REPUBLIC OF CHINA	1,941,875.62	456,870	20,956,627	478,657
	THAILAND	60,043,265.23	12,012,798	551,027,044	13,137,162
	UNITED STATES OF AMERICA	371.24	1,918	87,979	1,940
681130	Tubes, pipes and tube or pipe fittings, of asbestos-cement, of cellulose fiber-cement or the like	4,074,028.89	1,425,441	65,384,979	1,594,925
	GERMANY	2.82	633	29,036	659
	HONG KONG, CHINA	108.47	766	35,136	876
	INDIA	332.52	5,953	273,064	6,116
	INDONESIA	196,965.26	38,418	1,762,234	46,839
	JAPAN	10,574.74	18,687	857,173	19,231
	MALAYSIA	45,540.59	115,395	5,293,169	128,445
	PEOPLE'S REPUBLIC OF CHINA	78,605.86	70,279	3,223,698	74,109
	REPUBLIC OF KOREA	42,970.07	14,489	664,610	15,539
	SINGAPORE	1.67	2,054	94,217	2,138
	TAIWAN (REP. OF CHINA)	21,915.61	186,979	8,576,727	194,438
	THAILAND	3,676,959.51	970,642	44,523,348	1,104,868
	UNITED STATES OF AMERICA	51.77	1,146	52,567	1,667
681190	Other articles of asbestos-cement, of cellulose fiber-cement or the like	37,009,520.85	7,651,784	350,987,332	8,426,300
	DENMARK	0.86	24	1,101	27
	GERMANY	12.35	1,176	53,943	1,205
	INDONESIA	397,892.13	49,373	2,264,740	58,852
	JAPAN	11,327.24	67,732	3,106,867	70,147
	MALAYSIA	423,167.60	84,722	3,886,198	102,602
	PEOPLE'S REPUBLIC OF CHINA	497,114.07	111,742	5,125,606	121,037
	REPUBLIC OF KOREA	135,988.90	45,086	2,068,095	47,263
	SINGAPORE	6.77	2,066	94,767	2,068
	SWITZERLAND	1.70	267	12,247	284
	THAILAND	35,543,914.66	7,288,715	334,333,357	8,021,875
	UNITED STATES OF AMERICA	94.57	881	40,411	940

TABLE 8 - Continued

PSCC CODE	COMMODITY AND COUNTRY OF ORIGIN	GROSS WEIGHT (GK)	FOB VALUE		CIF
			DOLLARS	PESOS	DOLLARS
6812	Fabricated asbestos fibres; mixtures with a basis of asbestos or with a basis of asbestos and magnesium carbonate; articles of such mixtures or of asbestos (for example, thread, woven fabric, clothing, headgear, footwear, gaskets), whether or not reinforced, other than goods of heading 68.11 or 68.13.	1,349,910.71	2,011,949	92,288,100	2,110,229
681250	Clothing, clothing accessories, footwear and headgear, with a basis of asbestos or with a basis of asbestos and magnesium carbonate	167,246.56	191,451	8,781,858	202,276
	AUSTRALIA	16.56	204	9,357	209
	GERMANY	375.78	6,483	297,375	6,719
	GREECE	53.74	1,511	69,310	2,059
	HONG KONG, CHINA	559.97	6,633	304,256	6,830
	JAPAN	1,458.98	40,449	1,855,396	43,124
	MALAYSIA	350.93	1,353	62,062	1,355
	PEOPLE'S REPUBLIC OF CHINA	135,656.49	97,999	4,495,214	102,121
	REPUBLIC OF KOREA	4.73	154	7,064	170
	SINGAPORE	911.06	6,813	312,513	8,901
	TAIWAN (REP. OF CHINA)	1,051.73	6,669	305,907	7,095
	UNITED STATES OF AMERICA	26,806.59	23,183	1,063,404	23,693
681260	Paper, millboard and felt, with a basis of asbestos or with a basis of asbestos and magnesium carbonate	127,631.79	449,955	20,639,436	470,849
	FRANCE	5.23	149	6,835	154
	JAPAN	7,753.85	37,569	1,723,290	39,533
	PEOPLE'S REPUBLIC OF CHINA	1,198.01	2,662	122,106	2,883
	REPUBLIC OF KOREA	8,806.49	26,511	1,216,060	27,589
	SINGAPORE	2.47	203	9,312	211
	TAIWAN (REP. OF CHINA)	105,940.52	365,681	16,773,787	382,757
	THAILAND	3,919.21	16,836	772,267	17,311
	UNITED STATES OF AMERICA	6.01	344	15,779	411
681270	Compressed asbestos fiber jointing, in sheets or rolls	203,287.81	547,585	25,117,724	565,627
	HONG KONG, CHINA	46,974.64	156,100	7,160,307	163,324
	INDIA	26,842.46	24,478	1,122,806	24,844
	INDONESIA	214.61	7,138	327,420	7,339
	JAPAN	2,365.12	11,627	533,330	13,512
	PEOPLE'S REPUBLIC OF CHINA	92,074.87	128,179	5,879,571	130,300
	REPUBLIC OF KOREA	27,839.13	162,453	7,451,719	166,689
	TAIWAN (REP. OF CHINA)	4,433.59	44,874	2,058,370	46,828
	TURKEY	2,241.64	2,580	118,345	2,593
	UNITED STATES OF AMERICA	293.87	10,107	463,608	10,113
	VIETNAM	7.88	49	2,248	85
681290	Other articles, with a basis of asbestos or with a basis of asbestos and magnesium carbonate	851,744.55	822,958	37,749,082	871,477
	AUSTRALIA	149.94	6,285	288,292	6,546
	BELGIUM	3.22	50	2,294	53
	CANADA	6.09	1,274	58,438	1,353
	DENMARK	17.78	329	15,091	338
	FRANCE	18.28	161	7,385	267
	GERMANY	1,256.63	40,552	1,860,120	42,169
	HONG KONG, CHINA	130.64	759	34,816	819
	INDIA	30,448.67	26,299	1,206,335	29,092
	ISRAEL	33.79	2,602	119,354	2,611
	ITALY	50.86	16,089	738,002	16,533
	JAPAN	63,615.24	52,063	2,388,129	55,994
	NETHERLANDS	2.66	568	26,054	584
	NORWAY	79.25	18,060	828,412	18,800
	PEOPLE'S REPUBLIC OF CHINA	507,391.11	352,768	16,181,469	367,903
	REPUBLIC OF KOREA	198,969.04	172,795	7,926,107	187,853
	SINGAPORE	1,293.82	25,551	1,172,024	27,146
	SWITZERLAND	0.05	56	2,569	58
	TAIWAN (REP. OF CHINA)	1,876.67	2,062	94,584	2,263
	THAILAND	20,787.55	16,594	761,167	18,905
	UK OF GREAT BRITAIN AND N. IRELAND	38.85	2,976	136,509	3,120
	UNITED ARAB EMIRATES, N.E.S.	0.18	483	22,155	515
	UNITED STATES OF AMERICA	1,342.13	42,423	1,945,943	44,833
	VIETNAM	24,232.10	42,159	1,933,833	43,722

TABLE 8 - Continued

PSCC CODE	COMMODITY AND COUNTRY OF ORIGIN	GROSS WEIGHT (GK)	FOB VALUE		CIF
			DOLLARS	PESOS	DOLLARS
6813	Friction material and articles thereof (for example, sheets, rolls, strips, segments, discs, washers, pads), not mounted, for brakes, for clutches or the like, with a basis of asbestos, of other mineral substances or of cellulose, whether or not combined with textile or other materials.	2,229,697.98	2,081,987	95,500,739	2,224,264
681310	Brake linings and pads	1,721,205.32	1,383,247	63,449,537	1,477,856
	AUSTRALIA	29.57	1,327	60,869	1,421
	AUSTRIA	0.87	527	24,173	614
	BRAZIL	301.24	2,116	97,061	2,150
	FRANCE	145.25	2,712	124,399	2,779
	GERMANY	10,799.42	80,998	3,715,378	86,436
	HONG KONG, CHINA	599.33	10,262	470,718	10,685
	INDIA	14,302.32	8,398	385,216	8,635
	INDONESIA	54.98	3,415	156,646	3,648
	ITALY	685.00	4,690	215,130	4,840
	JAPAN	14,569.67	73,122	3,354,106	79,107
	MALAYSIA	15,534.53	23,581	1,081,660	24,795
	MEXICO	31.58	1,519	69,677	1,782
	NETHERLANDS	73.91	4,205	192,883	5,000
	PEOPLE'S REPUBLIC OF CHINA	1,425,770.40	525,106	24,086,612	564,179
	REPUBLIC OF KOREA	108,454.21	411,871	18,892,523	440,230
	SINGAPORE	2,736.19	65,952	3,025,218	68,508
	SPAIN	103.86	6,710	307,788	6,715
	SWEDEN	7.81	4,871	223,433	5,012
	TAIWAN (REP. OF CHINA)	66,069.45	25,644	1,176,290	27,223
	THAILAND	50,811.10	27,391	1,256,425	29,489
	UK OF GREAT BRITAIN AND N. IRELAND	1,231.70	31,787	1,458,070	34,808
	UNITED STATES OF AMERICA	8,892.93	67,043	3,075,262	69,800
681390	Other friction materials and articles, with a basis of asbestos, of other mineral substances or of cellulose, whether or not combined with textile or other materials	508,492.66	698,740	32,051,202	746,408
	AUSTRALIA	44.26	1,936	88,804	2,100
	BELGIUM	25.37	5,364	246,047	5,654
	CANADA	40.89	4,006	183,755	4,402
	FINLAND	39.89	8,505	390,124	8,722
	FRANCE	54.79	4,484	205,681	4,651
	GERMANY	1,085.58	31,068	1,425,089	32,387
	HONG KONG, CHINA	2,497.19	13,910	638,052	16,645
	HUNGARY	0.86	77	3,532	80
	ICELAND	18.32	2,836	130,087	3,030
	INDIA	27,976.09	32,467	1,489,261	33,794
	INDONESIA	5,746.08	40,466	1,856,175	43,101
	ITALY	67.21	7,266	333,291	7,489
	JAPAN	3,855.26	38,093	1,747,326	41,273
	MALAYSIA	14.17	10,184	467,140	10,864
	NETHERLANDS	4.29	386	17,706	411
	PEOPLE'S REPUBLIC OF CHINA	130,392.60	93,072	4,269,213	101,821
	REPUBLIC OF KOREA	24,516.44	38,227	1,753,472	39,724
	SINGAPORE	2,181.11	48,748	2,236,071	53,608
	SPAIN	327.53	19,038	873,273	20,538
	SWEDEN	79.37	4,009	183,893	4,189
	SWITZERLAND	317.73	15,101	692,683	17,059
	TAIWAN (REP. OF CHINA)	264,017.98	140,858	6,461,156	148,848
	THAILAND	40,592.58	43,884	2,012,959	46,408
	UK OF GREAT BRITAIN AND N. IRELAND	17.63	10,639	488,011	11,183
	UNITED ARAB EMIRATES, N.E.S.	4,095.24	9,198	421,912	9,713
	UNITED STATES OF AMERICA	484.20	74,918	3,436,489	78,714
6814	Worked mica and articles of mica, including agglomerated or reconstituted mica, whether or not on a support of paper, paperboard or other materials.	14,169.68	65,050	2,983,844	67,742
681410	Plates, sheets and strips of agglomerated or reconstituted mica, whether or not on a support	12,964.68	51,464	2,360,654	53,470
	AUSTRIA	1.58	114	5,229	119
	GERMANY	2.23	218	10,000	227
	ITALY	4.31	893	40,962	929
	JAPAN	29.68	1,807	82,887	1,928
	MALAYSIA	1,873.18	28,378	1,301,699	29,282

TABLE 8 - Continued

PSCC CODE	COMMODITY AND COUNTRY OF ORIGIN	GROSS WEIGHT (GK)	FOB VALUE		CIF DOLLARS
			DOLLARS	PESOS	
	PEOPLE'S REPUBLIC OF CHINA	11,041.65	18,246	836,944	19,108
	REPUBLIC OF KOREA	0.73	35	1,605	42
	SINGAPORE	0.73	608	27,889	629
	UNITED STATES OF AMERICA	10.59	1,165	53,439	1,206
681490	Other worked mica and articles of mica	1,205.00	13,586	623,190	14,272
	BELGIUM	6.27	171	7,844	245
	GERMANY	1.91	1,266	58,071	1,320
	JAPAN	93.13	3,638	166,875	3,900
	MALAYSIA	482.93	7,485	343,337	7,694
	PEOPLE'S REPUBLIC OF CHINA	620.76	1,026	47,063	1,113
6815	Articles of stone or of other mineral substances (including carbon fibres, articles of carbon fibres and articles of peat), not elsewhere specified or included.	2,029,288.13	2,116,084	97,064,775	2,339,663
681510	Non-electrical articles of graphite or other carbon	494,131.58	1,333,827	61,182,645	1,404,627
	AUSTRIA	57.85	2,571	117,932	3,413
	FRANCE	406.37	10,906	500,258	11,264
	GERMANY	1,161.26	122,933	5,638,937	129,106
	HONG KONG, CHINA	45.34	741	33,990	810
	HUNGARY	4,987.11	111,755	5,126,202	131,343
	INDONESIA	21,039.79	10,546	483,745	10,988
	ITALY	63.70	7,374	338,245	8,524
	JAPAN	325.77	28,070	1,287,570	29,428
	MALAYSIA	2,231.32	11,819	542,138	13,310
	MEXICO	8.08	396	18,165	413
	PAKISTAN, ISLAMIC REP. OF	116,074.62	81,489	3,737,900	84,642
	PEOPLE'S REPUBLIC OF CHINA	291,541.66	317,395	14,558,908	331,663
	REPUBLIC OF KOREA	40,924.20	358,144	16,428,066	369,000
	SINGAPORE	1,656.62	87,691	4,022,386	89,558
	SPAIN	175.47	1,265	58,026	1,294
	TAIWAN (REP. OF CHINA)	11,550.38	59,101	2,710,963	61,877
	THAILAND	851.43	4,855	222,699	5,080
	UK OF GREAT BRITAIN AND N. IRELAND	294.44	64,864	2,975,312	68,171
	UNITED ARAB EMIRATES, N.E.S.	6.08	3,501	160,591	3,633
	UNITED STATES OF AMERICA	730.09	48,411	2,220,612	51,110
681591	Other articles of other mineral substances, containing magnesite, dolomite or chromite	95,499.83	40,206	1,844,249	45,922
	INDONESIA	76,714.99	10,108	463,654	11,482
	MALAYSIA	18,784.84	30,098	1,380,595	34,440
681599	Articles of stone or of other mineral substances, n.e.s.	1,439,656.72	742,051	34,037,881	889,114
	AUSTRALIA	12.77	1,266	58,071	1,302
	BELGIUM	21,300.94	2,531	116,097	3,662
	CZECH REPUBLIC (CZECHOSLOVAKIA)	22.00	588	26,972	612
	FRANCE	0.82	42	1,927	48
	GERMANY	205,059.43	97,624	4,478,013	158,907
	HONG KONG, CHINA	58,317.38	19,892	912,446	21,717
	INDIA	38,004.92	7,547	346,181	8,182
	INDONESIA	1,815.55	930	42,659	971
	ITALY	7.18	418	19,174	478
	JAPAN	3,703.65	7,934	363,933	8,531
	MALAYSIA	104,140.27	132,789	6,091,031	138,435
	PEOPLE'S REPUBLIC OF CHINA	846,672.31	362,318	16,619,527	402,267
	REPUBLIC OF KOREA	35,549.78	20,477	939,280	21,166
	SINGAPORE	114.14	1,380	63,301	1,507
	SPAIN	11,599.14	6,834	313,476	7,397
	SWITZERLAND	25.82	1,231	56,466	1,315
	TAIWAN (REP. OF CHINA)	24,472.80	32,506	1,491,050	35,733
	THAILAND	4.16	1,094	50,182	1,169
	UK OF GREAT BRITAIN AND N. IRELAND	639.95	15,339	703,600	16,065
	UNITED STATES OF AMERICA	88,193.71	29,311	1,344,495	59,650
69	Ceramic products	859,744,328.51	309,031,024	14,175,253,080	328,214,325
6901	Bricks, blocks, tiles and other ceramic goods of siliceous fossil meals (for example, kieselguhr, tripolite or diatomite) or of similar siliceous earths.	29,028,344.20	7,938,921	364,158,306	8,335,247

TABLE 8 - Continued

PSCC CODE	COMMODITY AND COUNTRY OF ORIGIN	GROSS WEIGHT (GK)	FOB VALUE		CIF DOLLARS
			DOLLARS	PESOS	
690100	Bricks, blocks, tiles and other ceramic goods of siliceous fossil meals (for example, kieselguhr, tripolite or diatomite) or of similar siliceous earths)	29,028,344.20	7,938,921	364,158,306	8,335,247
	AUSTRALIA	3,181.30	4,213	193,251	5,284
	AUSTRIA	1.74	61	2,798	83
	GERMANY	4,233.03	11,484	526,771	11,782
	HONG KONG, CHINA	65,259.92	25,867	1,186,519	26,296
	INDIA	44,063.84	12,633	579,476	13,569
	INDONESIA	118,443.46	28,426	1,303,901	28,542
	ITALY	144,679.26	79,230	3,634,280	82,437
	JAPAN	4,273.30	40,514	1,858,377	42,572
	KUWAIT	13,355.87	9,875	452,966	10,951
	MALAYSIA	266.32	744	34,127	796
	PEOPLE'S REPUBLIC OF CHINA	28,580,832.01	7,676,451	352,118,807	8,060,011
	REPUBLIC OF KOREA	2,112.64	4,802	220,268	5,340
	SINGAPORE	79.76	840	38,531	1,002
	SPAIN	46,550.55	38,402	1,761,500	39,530
	TAIWAN (REP. OF CHINA)	868.83	535	24,540	553
	UNITED STATES OF AMERICA	142.37	4,844	222,194	6,499
6902	Refractory bricks, blocks, tiles and similar refractory ceramic constructional goods, other than those of siliceous fossil meals or similar siliceous earths.	19,047,166.55	24,150,648	1,107,790,229	25,939,191
690210	Refractory bricks, blocks, tiles and similar refractory ceramic constructional goods, other than those of siliceous fossil meals or similar siliceous earths, containing by weight, singly or together, more than 50% of the elements Mg, Ca or Cr, expressed as MgO, CaO or Cr2O3	5,676,640.94	5,620,365	257,806,144	5,945,493
	GERMANY	213,134.98	362,371	16,621,958	373,357
	INDIA	49,805.96	26,910	1,234,362	28,517
	INDONESIA	20,197.76	10,341	474,342	10,633
	PEOPLE'S REPUBLIC OF CHINA	4,985,906.76	4,697,448	215,471,940	4,994,736
	REPUBLIC OF KOREA	42,475.98	45,807	2,101,167	48,839
	SINGAPORE	378.40	1,103	50,595	3,927
	SPAIN	13,925.14	13,499	619,199	16,115
	TAIWAN (REP. OF CHINA)	361.15	379	17,385	404
	THAILAND	349,649.98	457,149	20,969,425	463,424
	UNITED STATES OF AMERICA	804.83	5,358	245,771	5,541
690220	Refractory bricks, blocks, tiles and similar refractory ceramic constructional goods, other than those of siliceous fossil meals or similar siliceous earths, containing by weight, singly or together, more than 50% of alumina (Al2O3), of silica (SiO2) or of a mixture or compound of these products	5,378,051.21	3,581,910	164,302,214	3,775,143
	AUSTRALIA	66,941.79	29,327	1,345,229	35,688
	AUSTRIA	65,724.66	28,793	1,320,735	29,973
	GERMANY	287,841.36	421,171	19,319,114	423,660
	INDIA	72,719.14	95,471	4,379,255	120,982
	ITALY	157.36	1,941	89,034	2,379
	JAPAN	30,752.60	44,715	2,051,078	50,995
	MALAYSIA	753.60	2,483	113,895	2,585
	PEOPLE'S REPUBLIC OF CHINA	3,208,477.51	1,748,346	80,196,632	1,846,262
	REPUBLIC OF KOREA	1,703.72	6,933	318,017	6,970
	SINGAPORE	5.38	2,114	96,969	2,419
	TAIWAN (REP. OF CHINA)	276,994.74	81,585	3,742,304	85,047
	THAILAND	1,365,877.79	1,118,370	51,299,632	1,167,477
	UK OF GREAT BRITAIN AND N. IRELAND	101.56	661	30,320	706
690290	Refractory bricks, blocks, tiles and similar refractory ceramic constructional goods, other than those of siliceous fossil meals or similar siliceous earths, n.e.s.	7,992,474.40	14,948,373	685,681,871	16,218,555
	AUSTRIA	8,608.24	21,304	977,214	25,484
	BELGIUM	17,773.13	549,486	25,204,923	626,798
	BRAZIL	731,800.49	724,553	33,235,246	818,889
	DENMARK	1,923.60	2,579	118,299	2,588
	FINLAND	398.00	7,977	365,905	8,196
	FRANCE	6,672.34	32,785	1,503,848	39,813
	GERMANY	158,093.40	531,758	24,391,740	537,168

TABLE 8 - Continued

PSCC CODE	COMMODITY AND COUNTRY OF ORIGIN	GROSS WEIGHT (GK)	FOB VALUE		CIF DOLLARS
			DOLLARS	PESOS	
	HONG KONG, CHINA	539.16	2,813	129,032	2,956
	INDIA	309,372.03	359,313	16,481,688	384,592
	ITALY	170.16	3,829	175,636	4,530
	JAPAN	311,004.80	547,606	25,118,687	614,534
	MALAYSIA	271,518.63	752,581	34,520,890	816,597
	NETHERLANDS	321,043.27	217,994	9,999,385	250,134
	PEOPLE'S REPUBLIC OF CHINA	2,888,352.23	2,697,824	123,749,187	2,896,533
	POLAND	131,976.80	52,179	2,393,451	59,214
	REPUBLIC OF KOREA	3,467.28	58,720	2,693,486	60,070
	SINGAPORE	10,499.46	39,742	1,822,966	45,934
	SRI LANKA (CEYLON)	9,916.67	5,145	236,001	5,289
	SWEDEN	76,140.84	69,907	3,206,634	70,438
	SWITZERLAND	0.85	118	5,413	126
	TAIWAN (REP. OF CHINA)	2,706,874.14	7,755,539	355,746,574	8,340,848
	THAILAND	8,923.61	2,094	96,052	2,155
	UK OF GREAT BRITAIN AND N. IRELAND	139.81	2,341	107,382	2,536
	UNITED STATES OF AMERICA	17,265.46	510,186	23,402,232	603,133
6903	Other refractory ceramic goods (for example, retorts, crucibles, muffles, nozzles, plugs, supports, cupels, tubes, pipes, sheaths and rods), other than those of siliceous fossil meals or of similar siliceous earths.	1,033,164.60	2,491,681	114,293,406	2,611,277
690310	Other refractory ceramic goods (for example, retorts, crucibles, muffles, nozzles, plugs, supports, cupels, tubes, pipes, sheaths and rods), other than those of siliceous fossil meals or of similar siliceous earths, containing by weight more than 50% of graphite or other carbon or of a mixture of these products	74,479.46	95,794	4,394,070	101,372
	AUSTRIA	8.70	321	14,724	350
	ITALY	127.68	1,079	49,494	1,141
	JAPAN	349.17	8,721	400,032	9,330
	PEOPLE'S REPUBLIC OF CHINA	72,840.75	69,821	3,202,689	73,707
	REPUBLIC OF KOREA	227.34	3,316	152,105	3,543
	SINGAPORE	0.87	452	20,733	480
	TAIWAN (REP. OF CHINA)	14.61	81	3,715	84
	UNITED STATES OF AMERICA	910.34	12,003	550,578	12,737
690320	Other refractory ceramic goods (for example, retorts, crucibles, muffles, nozzles, plugs, supports, cupels, tubes, pipes, sheaths and rods), other than those of siliceous fossil meals or of similar siliceous earths, containing by weight more than 50% of alumina (Al ₂ O ₃) or of a mixture or compound of alumina and of silica (SiO ₂)	246,832.19	482,545	22,134,339	494,410
	AUSTRALIA	10,159.23	36,579	1,677,879	37,018
	CANADA	11,758.25	61,882	2,838,527	63,996
	GERMANY	55.84	588	26,972	599
	INDIA	75,560.83	32,314	1,482,243	33,002
	JAPAN	7,773.85	50,586	2,320,380	52,547
	PEOPLE'S REPUBLIC OF CHINA	111,880.45	188,084	8,627,413	190,764
	SINGAPORE	6,004.83	22,391	1,027,075	23,154
	SWITZERLAND	0.27	68	3,119	73
	TAIWAN (REP. OF CHINA)	19,675.76	47,065	2,158,872	47,161
	UK OF GREAT BRITAIN AND N. IRELAND	437.18	4,552	208,800	5,271
	UNITED STATES OF AMERICA	3,525.70	38,436	1,763,059	40,825
690390	Other refractory ceramic goods (for example, retorts, crucibles, muffles, nozzles, plugs, supports, cupels, tubes, pipes, sheaths and rods), other than those of siliceous fossil meals or of similar siliceous earths, n.e.s.	711,852.95	1,913,342	87,764,997	2,015,495
	AUSTRALIA	73,063.75	221,983	10,182,360	234,494
	AUSTRIA	14,252.43	112,060	5,140,192	114,606
	DENMARK	21,374.92	7,082	324,851	7,143
	GERMANY	3,183.23	20,445	937,812	22,457
	INDIA	313,304.66	497,334	22,812,711	514,123
	ITALY	495.38	17,600	807,312	18,152
	JAPAN	20,317.29	232,763	10,676,839	249,949
	MALAYSIA	57,039.89	51,283	2,352,351	53,927
	NEW ZEALAND	0.62	1,097	50,319	1,128
	PEOPLE'S REPUBLIC OF CHINA	154,543.21	497,608	22,825,279	507,627
	REPUBLIC OF KOREA	1,617.48	23,776	1,090,605	24,950
	SINGAPORE	199.60	7,071	324,347	7,436

TABLE 8 - Continued

PSCC CODE	COMMODITY AND COUNTRY OF ORIGIN	GROSS WEIGHT (GK)	FOB VALUE		CIF DOLLARS
			DOLLARS	PESOS	
	SWITZERLAND	3.60	28	1,284	31
	TAIWAN (REP. OF CHINA)	36,867.71	75,777	3,475,891	78,308
	THAILAND	183.45	4,719	216,461	4,852
	UK OF GREAT BRITAIN AND N. IRELAND	418.57	4,445	203,892	4,461
	UNITED STATES OF AMERICA	14,987.16	138,271	6,342,491	171,851
6904	Ceramic building bricks, flooring blocks, support or filler tiles and the like.	598,276.96	228,785	10,494,368	254,162
690410	Building bricks, of ceramic	186,559.16	34,671	1,590,359	38,569
	JAPAN	0.83	115	5,275	119
	MALAYSIA	165,629.83	31,345	1,437,795	34,075
	PEOPLE'S REPUBLIC OF CHINA	20,928.50	3,211	147,289	4,375
690490	Flooring blocks, support or filler tiles and the like, of ceramic	411,717.80	194,114	8,904,009	215,593
	FRANCE	1,862.00	22,965	1,053,405	23,597
	JAPAN	81.16	93	4,266	109
	PEOPLE'S REPUBLIC OF CHINA	175,264.69	21,074	966,664	22,853
	REPUBLIC OF KOREA	12,039.93	9,144	419,435	9,166
	SPAIN	176,812.87	62,277	2,856,646	76,493
	TAIWAN (REP. OF CHINA)	2,860.68	50,488	2,315,885	53,077
	THAILAND	39,442.28	13,721	629,382	14,196
	UNITED STATES OF AMERICA	3,354.19	14,352	658,326	16,102
6905	Roofing tiles, chimney-pots, cowls, chimney liners, architectural ornaments and other ceramic constructional goods.	8,885,790.00	2,254,975	103,435,701	2,421,367
690510	Roofing tiles, of ceramic	7,085,041.87	1,370,795	62,878,365	1,485,527
	AUSTRALIA	109.09	1,907	87,474	2,037
	FRANCE	222,633.68	61,626	2,826,785	75,728
	GERMANY	52,962.57	10,428	478,332	12,301
	INDONESIA	428,220.52	104,221	4,780,617	112,354
	JAPAN	4,574,660.30	630,697	28,930,071	679,382
	MALAYSIA	446,869.83	176,546	8,098,165	191,085
	PEOPLE'S REPUBLIC OF CHINA	301,028.60	71,284	3,269,797	76,007
	REPUBLIC OF KOREA	21,541.85	12,921	592,686	13,054
	SINGAPORE	980.85	666	30,549	707
	SPAIN	941,910.64	157,209	7,211,177	175,342
	THAILAND	34,431.53	19,381	889,006	20,226
	UNITED STATES OF AMERICA	59,692.41	123,909	5,683,706	127,304
690590	Chimney-pots, cowls, chimney liners, architectural ornaments and other ceramic constructional goods, of ceramic	1,800,748.13	884,180	40,557,336	935,840
	BRAZIL	47.67	39	1,789	50
	GERMANY	31,202.57	6,048	277,422	8,859
	HONG KONG, CHINA	18.13	228	10,458	243
	INDONESIA	2,345.79	24,703	1,133,127	24,735
	ITALY	798.28	361	16,559	372
	JAPAN	984,437.65	127,009	5,825,903	152,437
	MALAYSIA	70,635.96	15,143	694,609	16,908
	NETHERLANDS	16,618.97	89,386	4,100,136	92,441
	PEOPLE'S REPUBLIC OF CHINA	322,078.59	423,505	19,426,174	430,389
	REPUBLIC OF KOREA	289,049.58	175,621	8,055,735	185,537
	SINGAPORE	1,679.72	1,705	78,208	1,839
	SPAIN	63,841.52	14,291	655,528	15,637
	THAILAND	17,993.70	6,141	281,688	6,393
6906	Ceramic pipes, conduits, guttering and pipe fittings.	34,434.45	51,933	2,382,167	59,826
690600	Ceramic pipes, conduits, guttering and pipe fittings	34,434.45	51,933	2,382,167	59,826
	GERMANY	10,486.43	2,005	91,969	5,249
	GUAM	2,429.59	443	20,320	455
	ITALY	6.26	203	9,312	271
	JAPAN	2,073.63	12,318	565,027	12,947
	PEOPLE'S REPUBLIC OF CHINA	17,001.44	24,738	1,134,732	25,770
	SINGAPORE	908.76	4,029	184,810	4,799
	THAILAND	1,283.01	763	34,999	813
	UNITED STATES OF AMERICA	245.33	7,434	340,998	9,522

TABLE 8 - Continued

PSCC CODE	COMMODITY AND COUNTRY OF ORIGIN	GROSS WEIGHT (GK)	FOB VALUE		CIF
			DOLLARS	PESOS	DOLLARS
6907	Unglazed ceramic flags and paving, hearth or wall tiles; unglazed ceramic mosaic cubes and the like, whether or not on a backing.	25,589,964.04	11,125,019	510,304,619	11,819,628
690710	Unglazed ceramic flags and paving, hearth or wall tiles, cubes and similar articles, whether or not rectangular, the largest surface area of which is capable of being enclosed in a square the side of which is less than 7 cm	2,370,977.48	1,074,919	49,306,534	1,118,386
	JAPAN	90.56	416	19,082	444
	PEOPLE'S REPUBLIC OF CHINA	2,298,536.17	1,048,945	48,115,107	1,089,131
	REPUBLIC OF KOREA	53,999.16	18,999	871,484	22,039
	SPAIN	18,179.77	5,853	268,477	6,018
	THAILAND	171.82	706	32,384	754
690790	Unglazed ceramic mosaic cubes and the like, whether or not on a backing,	23,218,986.56	10,050,100	460,998,085	10,701,242
	AUSTRALIA	27.89	163	7,477	173
	BRAZIL	2,117.45	828	37,980	1,065
	GERMANY	37,031.01	25,051	1,149,089	25,757
	INDONESIA	15,212.72	21,710	995,838	22,919
	ITALY	354,960.26	199,832	9,166,294	218,171
	JAPAN	930.28	25,028	1,148,034	25,934
	MALAYSIA	818,254.87	347,766	15,952,026	363,178
	PEOPLE'S REPUBLIC OF CHINA	20,408,728.20	8,760,958	401,865,143	9,338,847
	REPUBLIC OF KOREA	18,705.18	6,435	295,173	7,428
	SPAIN	187,031.78	67,229	3,083,794	77,661
	SWITZERLAND	12,763.01	17,875	819,926	17,875
	THAILAND	102,095.87	46,060	2,112,772	48,436
	VIETNAM	1,261,128.04	531,165	24,364,539	553,798
6908	Glazed ceramic flags and paving, hearth or wall tiles; glazed ceramic mosaic cubes and the like, whether or not on a backing.	690,947,689.58	196,638,849	9,019,824,005	208,816,610
690810	Glazed ceramic flags and paving, hearth or wall tiles, cubes and similar articles, whether or not rectangular, the largest surface area of which is capable of being enclosed in a square the side of which is less than 7 cm	23,073,121.70	6,575,087	301,599,241	7,166,371
	HONG KONG, CHINA	3,880.07	24,509	1,124,228	28,180
	INDONESIA	323,530.48	57,459	2,635,644	62,361
	ITALY	662,130.08	346,689	15,902,625	377,800
	MALAYSIA	4,075.70	978	44,861	1,075
	PEOPLE'S REPUBLIC OF CHINA	19,300,879.14	5,273,094	241,876,821	5,734,168
	PORTUGAL	19,020.56	9,878	453,104	10,554
	REPUBLIC OF KOREA	10,315.09	2,321	106,464	2,655
	SPAIN	604,158.35	231,363	10,612,621	262,131
	THAILAND	1,264,304.23	315,522	14,472,994	344,801
	VIETNAM	880,828.00	313,274	14,369,879	342,646
690890	Glazed ceramic mosaic cubes and the like, whether or not on a backing,	667,874,567.88	190,063,762	8,718,224,764	201,650,239
	AUSTRALIA	26,821.93	19,495	894,236	24,121
	BRAZIL	58,295.23	24,979	1,145,787	31,278
	BULGARIA	187,009.06	116,768	5,356,148	121,550
	GERMANY	20,409.84	26,528	1,216,839	29,262
	HONG KONG, CHINA	182,366.28	64,515	2,959,303	69,511
	INDIA	29,279.27	38,823	1,780,811	40,261
	INDONESIA	38,080,945.38	8,997,465	412,713,719	9,437,121
	ISRAEL	64,699.12	48,125	2,207,494	49,483
	ITALY	7,113,171.26	4,265,506	195,658,760	4,447,044
	JAPAN	160,747.81	115,422	5,294,407	123,821
	MALAYSIA	3,372,877.06	1,216,888	55,818,653	1,293,564
	PEOPLE'S REPUBLIC OF CHINA	562,360,201.38	156,861,422	7,195,233,427	166,598,165
	REPUBLIC OF KOREA	22,921.52	31,624	1,450,593	37,363
	SINGAPORE	28,958.11	13,577	622,777	14,099
	SPAIN	14,718,657.68	5,930,719	272,042,080	6,273,720
	SWITZERLAND	680.31	5,007	229,671	6,321
	TAIWAN (REP. OF CHINA)	57,115.80	65,412	3,000,449	67,776
	THAILAND	9,450,983.75	2,720,860	124,805,848	3,045,619
	TURKEY	95,881.06	67,513	3,096,821	70,183

TABLE 8 - Continued

PSCC CODE	COMMODITY AND COUNTRY OF ORIGIN	GROSS WEIGHT (GK)	FOB VALUE		CIF
			DOLLARS	PESOS	DOLLARS
	UK OF GREAT BRITAIN AND N. IRELAND	21,332.56	49,164	2,255,153	55,075
	UNITED STATES OF AMERICA	2,383.86	4,209	193,067	4,328
	VIETNAM	31,818,829.61	9,379,741	430,248,721	9,810,574
6909	Ceramic wares for laboratory, chemical or other technical uses; ceramic troughs, tubs and similar receptacles of a kind used in agriculture; ceramic pots, jars and similar articles of a kind used for the conveyance or packing of goods.	1,271,163.68	3,211,390	147,306,461	3,397,566
690911	Ceramic wares for laboratory, chemical or other technical uses, of porcelain or china	200,744.94	79,283	3,636,712	91,908
	FRANCE	143.28	6,238	286,137	7,220
	ITALY	98.27	94	4,312	100
	MALAYSIA	701.61	17,286	792,909	18,204
	PEOPLE'S REPUBLIC OF CHINA	46,636.14	24,225	1,111,201	27,327
	SINGAPORE	0.87	212	9,724	218
	TAIWAN (REP. OF CHINA)	5.21	463	21,238	494
	THAILAND	153,072.42	25,739	1,180,648	32,566
	UNITED STATES OF AMERICA	87.14	5,026	230,543	5,779
690912	Ceramic wares for laboratory, chemical or other technical uses, of articles having hardness equivalent to 9 or more on the Mohs scale	256,859.27	306,107	14,041,128	342,528
	GERMANY	192.87	126,118	5,785,033	143,555
	PEOPLE'S REPUBLIC OF CHINA	236,429.74	139,227	6,386,342	156,599
	TAIWAN (REP. OF CHINA)	1.67	2,212	101,464	2,300
	THAILAND	20,234.99	38,550	1,768,289	40,074
690919	Ceramic wares for laboratory, chemical or other technical uses, n.e.s., other than porcelain or china	683,776.74	2,458,823	112,786,211	2,573,362
	AUSTRALIA	54,825.30	72,175	3,310,667	72,491
	AUSTRIA	141.22	14,501	665,161	14,991
	CANADA	71.44	19,671	902,309	20,458
	FRANCE	24,737.02	31,817	1,459,446	32,864
	GERMANY	46.50	15,774	723,553	17,122
	HONG KONG, CHINA	8,285.84	80,170	3,677,398	83,373
	ISRAEL	2.09	510	23,394	525
	JAPAN	3,344.63	113,721	5,216,382	122,763
	LIECHTENSTEIN	1,110.36	294,935	13,528,668	316,706
	MALAYSIA	22.89	15,991	733,507	16,686
	NETHERLANDS	7.77	806	36,971	833
	PAKISTAN, ISLAMIC REP. OF	5.85	76	3,486	101
	PEOPLE'S REPUBLIC OF CHINA	558,777.96	543,164	24,914,933	562,432
	REPUBLIC OF KOREA	17,958.34	109,250	5,011,298	112,576
	SINGAPORE	2,483.62	649,038	29,771,373	686,969
	SWITZERLAND	13.79	1,876	86,052	2,015
	TAIWAN (REP. OF CHINA)	2,405.57	11,302	518,423	12,003
	UNITED STATES OF AMERICA	9,536.55	484,046	22,203,190	498,454
690990	Ceramic troughs, tubs and similar receptacles of a kind used in agriculture; ceramic pots, jars and similar articles of a kind used for the conveyance or packing of goods	129,782.73	367,177	16,842,410	389,768
	AUSTRALIA	1.39	79	3,624	82
	AUSTRIA	126.89	3,799	174,260	4,097
	GERMANY	431.67	10,039	460,489	10,615
	HONG KONG, CHINA	7,415.11	24,550	1,126,108	26,168
	INDIA	27.73	444	20,366	477
	INDONESIA	299.38	2,105	96,556	2,246
	JAPAN	13,501.42	116,393	5,338,947	122,257
	PEOPLE'S REPUBLIC OF CHINA	32,337.28	21,679	994,416	23,970
	PUERTO RICO	3,635.35	3,334	152,931	3,813
	REPUBLIC OF KOREA	16,491.36	60,584	2,778,988	63,558
	SINGAPORE	39,500.29	74,492	3,416,948	79,491
	SWITZERLAND	1.06	244	11,192	268
	TAIWAN (REP. OF CHINA)	2,279.85	8,768	402,189	9,785
	THAILAND	13,276.16	15,439	708,187	16,669
	TURKEY	14.73	273	12,523	390
	UK OF GREAT BRITAIN AND N. IRELAND	0.83	63	2,890	128
	UNITED STATES OF AMERICA	442.23	24,892	1,141,796	25,754

TABLE 8 - Continued

PSCC CODE	COMMODITY AND COUNTRY OF ORIGIN	GROSS WEIGHT (GK)	FOB VALUE		CIF
			DOLLARS	PESOS	DOLLARS
6910	Ceramic sinks, wash basins, wash basin pedestals, baths, bidets, water closet pans, flushing cisterns, urinals and similar sanitary fixtures.	32,850,355.02	33,080,771	1,517,414,968	34,831,284
691010	Ceramic sinks, wash basins, wash basin pedestals, baths, bidets, water closet pans, flushing cisterns, urinals and similar sanitary fixtures, of porcelain or china	21,007,840.00	21,362,381	979,892,418	22,437,347
	EGYPT ARAB REPUBLIC	6,757.66	10,854	497,873	11,630
	GERMANY	3,699.65	10,735	492,414	12,261
	HONG KONG, CHINA	1,824.07	2,955	135,546	3,038
	INDONESIA	26,665.69	124,947	5,731,319	130,651
	ITALY	2,999.32	33,734	1,547,379	34,175
	JAPAN	2,478.61	16,202	743,186	17,281
	MALAYSIA	307.19	1,234	56,604	1,296
	PEOPLE'S REPUBLIC OF CHINA	17,644,821.44	16,599,816	761,433,560	17,406,718
	REPUBLIC OF KOREA	3,250.34	27,993	1,284,039	31,547
	SINGAPORE	6,244.68	33,164	1,521,233	34,488
	SPAIN	25,750.67	76,334	3,501,441	82,114
	TAIWAN (REP. OF CHINA)	31,483.16	53,156	2,438,266	55,336
	THAILAND	380,372.43	843,994	38,714,005	885,028
	UK OF GREAT BRITAIN AND N. IRELAND	2,493.73	96,829	4,441,546	99,587
	UNITED STATES OF AMERICA	235.62	1,066	48,897	1,424
	VIETNAM	2,868,455.74	3,429,368	157,305,110	3,630,773
691090	Ceramic sinks, wash basins, wash basin pedestals, baths, bidets, water closet pans, flushing cisterns, urinals and similar sanitary fixtures, n.e.s., other than porcelain or china	11,842,515.02	11,718,390	537,522,550	12,393,937
	AUSTRALIA	1,266.93	2,764	126,785	2,877
	FRANCE	64.01	690	31,650	1,557
	GEORGIA	3,029.41	11,944	547,871	15,340
	GERMANY	42,680.80	192,602	8,834,654	204,833
	HONG KONG, CHINA	27,111.50	170,155	7,805,010	184,003
	INDONESIA	26,976.60	11,769	539,844	12,471
	ITALY	120.37	2,793	128,115	2,952
	JAPAN	10,280.19	129,972	5,961,816	138,733
	MALAYSIA	38,694.31	66,440	3,047,603	74,673
	NETHERLANDS	24,442.31	96,098	4,408,015	101,059
	PEOPLE'S REPUBLIC OF CHINA	9,086,563.57	6,424,839	294,707,365	6,852,629
	PORTUGAL	49.80	456	20,917	567
	REPUBLIC OF KOREA	9,510.53	46,803	2,146,854	50,928
	SINGAPORE	1,747.01	5,567	255,358	5,750
	TAIWAN (REP. OF CHINA)	12,691.01	21,389	981,113	22,590
	THAILAND	2,439,112.36	4,302,954	197,376,500	4,483,621
	TURKEY	59.16	131	6,009	144
	UK OF GREAT BRITAIN AND N. IRELAND	1,418.75	20,715	950,197	21,891
	UNITED STATES OF AMERICA	3,642.23	73,594	3,375,757	77,240
	VIETNAM	113,054.17	136,715	6,271,117	140,079
6911	Tableware, kitchenware, other household articles and toilet articles, of porcelain or china.	35,932,446.76	18,570,252	851,817,459	19,667,417
691110	Tableware and kitchenware, of porcelain or china	31,354,662.84	16,467,049	755,343,538	17,383,567
	ALBANIA	62.49	784	35,962	837
	AUSTRALIA	405.02	1,742	79,906	1,773
	BANGLADESH	746.36	6,053	277,651	6,666
	CZECH REPUBLIC (CZECHOSLOVAKIA)	45.91	1,384	63,484	1,658
	DENMARK	23.10	130	5,963	133
	FRANCE	2,440.78	29,912	1,372,063	31,889
	GERMANY	1,832.76	35,901	1,646,779	40,649
	HONG KONG, CHINA	116,075.43	31,738	1,455,822	33,729
	INDIA	4,427.15	1,978	90,731	2,041
	INDONESIA	28,784.31	15,095	692,408	16,746
	ITALY	2,435.17	11,852	543,652	13,181
	JAPAN	336,528.56	321,150	14,731,151	360,961
	MALAYSIA	6,318.55	2,220	101,831	3,467
	NETHERLANDS	346.08	1,808	82,933	1,904
	PEOPLE'S REPUBLIC OF CHINA	30,478,656.23	15,297,366	701,690,178	16,111,194
	REPUBLIC OF KOREA	78,541.61	108,182	4,962,308	115,209
	SINGAPORE	88,587.84	73,889	3,389,288	79,742
	SPAIN	144.68	3,370	154,582	3,463
	SRI LANKA (CEYLON)	54,866.74	371,788	17,053,916	387,621

TABLE 8 - Continued

PSCC CODE	COMMODITY AND COUNTRY OF ORIGIN	GROSS WEIGHT (GK)	FOB VALUE		CIF DOLLARS
			DOLLARS	PESOS	
	SWITZERLAND	6.74	101	4,633	105
	TAIWAN (REP. OF CHINA)	14,120.84	10,181	467,003	11,455
	THAILAND	70,982.69	36,747	1,685,585	39,406
	UK OF GREAT BRITAIN AND N. IRELAND	9,326.06	26,139	1,198,995	30,322
	UNITED ARAB EMIRATES, N.E.S.	5,459.47	12,275	563,054	16,600
	UNITED STATES OF AMERICA	53,498.27	65,264	2,993,660	72,816
691190	Other household articles and toilet articles, of porcelain or china	4,577,783.92	2,103,203	96,473,921	2,283,850
	AUSTRALIA	561.67	1,027	47,108	1,289
	CZECH REPUBLIC (CZECHOSLOVAKIA)	19.23	270	12,385	323
	FRANCE	692.97	1,045	47,934	1,576
	GERMANY	322.81	3,390	155,499	4,158
	HONG KONG, CHINA	44,679.61	19,975	916,253	22,507
	INDONESIA	43,160.84	14,150	649,061	14,909
	ITALY	5,354.44	3,361	154,169	3,512
	JAPAN	17,514.69	46,958	2,153,963	51,341
	MALAYSIA	104.40	348	15,963	378
	PAPUA NEW GUINEA	1,938.56	624	28,623	1,299
	PEOPLE'S REPUBLIC OF CHINA	4,414,875.79	1,937,580	88,876,795	2,086,662
	PORTUGAL	142.37	857	39,311	1,361
	REPUBLIC OF KOREA	6,994.39	5,457	250,313	6,273
	SINGAPORE	728.42	6,742	309,256	7,304
	SPAIN	123.59	94	4,312	198
	TAIWAN (REP. OF CHINA)	11,811.08	7,889	361,868	8,553
	THAILAND	7,555.71	25,752	1,181,244	27,145
	UK OF GREAT BRITAIN AND N. IRELAND	3,968.06	8,878	407,234	11,655
	UNITED ARAB EMIRATES, N.E.S.	717.14	1,198	54,952	10,936
	UNITED STATES OF AMERICA	5,439.69	13,327	611,309	18,015
	VIETNAM	11,078.46	4,281	196,369	4,456
6912	Ceramic tableware, kitchenware, other household articles and toilet articles, other than of porcelain or china.	11,600,575.90	6,475,024	297,009,351	7,004,442
691200	Ceramic tableware, kitchenware, other household articles and toilet articles, other than of porcelain or china	11,600,575.90	6,475,024	297,009,351	7,004,442
	AUSTRALIA	517.01	4,389	201,323	4,476
	CAMBODIA (DEMOCRATIC KAMPUCHEA)	91.85	167	7,660	203
	CANADA	4.34	164	7,523	193
	FRANCE	3,256.74	42,725	1,959,796	46,545
	GERMANY	3,507.45	5,971	273,890	7,214
	HONG KONG, CHINA	288,385.25	309,387	14,191,581	328,529
	INDONESIA	16,386.31	35,406	1,624,073	36,079
	ITALY	4,756.50	27,967	1,282,846	29,660
	JAPAN	163,346.31	153,016	7,018,843	202,620
	MALAYSIA	18,118.61	19,192	880,337	20,103
	NEW ZEALAND	75,664.54	26,504	1,215,738	34,524
	PEOPLE'S REPUBLIC OF CHINA	10,664,971.16	5,332,154	244,585,904	5,732,349
	PORTUGAL	5,799.07	30,903	1,417,521	32,632
	REPUBLIC OF KOREA	82,317.55	44,320	2,032,959	48,122
	RUSSIAN FEDERATION	0.83	24	1,101	28
	SINGAPORE	6,469.07	25,271	1,159,181	26,943
	SOUTH AFRICA, REP. OF	56.70	396	18,165	407
	SPAIN	25,497.83	55,343	2,538,583	59,327
	SWEDEN	1.08	76	3,486	87
	TAIWAN (REP. OF CHINA)	27,653.42	25,230	1,157,301	28,020
	THAILAND	40,124.00	54,187	2,485,558	58,355
	UK OF GREAT BRITAIN AND N. IRELAND	98.69	3,225	147,931	3,799
	UNITED ARAB EMIRATES, N.E.S.	552.60	3,722	170,728	6,964
	UNITED STATES OF AMERICA	172,998.99	275,285	12,627,323	297,263
6913	Statuettes and other ornamental ceramic articles.	2,169,131.05	1,792,017	82,199,820	1,920,011
691310	Statuettes and other ornamental ceramic articles, of porcelain or china	486,909.61	479,087	21,975,722	517,810
	DENMARK	27.48	95	4,358	97
	FRANCE	156.71	1,115	51,145	1,172
	GERMANY	733.47	3,592	164,765	3,739
	HONG KONG, CHINA	144.27	2,524	115,776	2,648
	ITALY	362.40	1,624	74,493	1,970
	JAPAN	2,481.71	15,201	697,270	16,933
	MALAYSIA	20,113.16	8,592	394,115	9,411

TABLE 8 - Continued

PSCC CODE	COMMODITY AND COUNTRY OF ORIGIN	GROSS WEIGHT (GK)	FOB VALUE		CIF DOLLARS
			DOLLARS	PESOS	
	NETHERLANDS	16.17	1,225	56,191	1,265
	PEOPLE'S REPUBLIC OF CHINA	456,574.29	364,330	16,711,817	395,242
	REPUBLIC OF KOREA	750.50	262	12,018	273
	SINGAPORE	2.51	67	3,073	72
	SRI LANKA (CEYLON)	5,539.11	70,341	3,226,542	74,439
	UNITED STATES OF AMERICA	7.83	10,119	464,159	10,549
691390	Statuettes and other ornamental ceramic articles, n.e.s., other than porcelain or china	1,682,221.44	1,312,930	60,224,098	1,402,201
	AUSTRALIA	42.00	42	1,927	42
	CZECH REPUBLIC (CZECHOSLOVAKIA)	0.88	493	22,614	556
	FRANCE	34.71	1,448	66,420	1,544
	GERMANY	2,078.00	9,344	428,609	9,568
	HONG KONG, CHINA	20,472.28	60,410	2,771,007	63,680
	INDIA	862.61	1,259	57,750	1,339
	INDONESIA	596.82	295	13,532	315
	ITALY	3,379.21	11,012	505,120	12,518
	JAPAN	160,131.84	112,244	5,148,632	123,092
	MALAYSIA	2,102.17	1,674	76,786	1,822
	NETHERLANDS	13,310.94	10,400	477,048	11,169
	PEOPLE'S REPUBLIC OF CHINA	1,348,700.34	876,683	40,213,449	924,001
	PORTUGAL	1,183.14	6,275	287,834	6,328
	REPUBLIC OF KOREA	3,133.37	3,018	138,436	3,094
	RUSSIAN FEDERATION	0.83	89	4,082	100
	SINGAPORE	3,717.28	51,690	2,371,020	54,022
	SPAIN	1,557.17	5,254	241,001	6,095
	TAIWAN (REP. OF CHINA)	30,450.38	13,992	641,813	14,628
	THAILAND	3,148.09	4,268	195,773	4,422
	UNITED STATES OF AMERICA	77,900.41	131,864	6,048,602	152,026
	VIETNAM	9,418.97	11,176	512,643	11,840
6914	Other ceramic articles.	755,825.72	1,020,759	46,822,220	1,136,297
691410	Other ceramic articles, of porcelain or china	54,418.78	69,775	3,200,581	96,530
	HONG KONG, CHINA	0.83	50	2,294	54
	ITALY	4,837.71	22,802	1,045,928	43,881
	JAPAN	1,349.91	2,660	122,014	3,048
	MALAYSIA	12.06	150	6,881	161
	PEOPLE'S REPUBLIC OF CHINA	47,815.20	31,385	1,439,630	35,908
	REPUBLIC OF KOREA	63.43	5,775	264,899	6,067
	TAIWAN (REP. OF CHINA)	272.15	650	29,816	695
	UK OF GREAT BRITAIN AND N. IRELAND	67.46	5,592	256,505	5,975
	UNITED STATES OF AMERICA	0.03	711	32,614	741
691490	Other ceramic articles, n.e.s., other than porcelain or china	701,406.94	950,984	43,621,639	1,039,767
	AUSTRALIA	182.20	5,823	267,101	6,315
	CAMBODIA (DEMOCRATIC KAMPUCHEA)	11,014.76	3,146	144,307	3,425
	CANADA	13.06	92	4,220	97
	FRANCE	1,183.65	11,693	536,358	12,568
	GERMANY	4,106.51	67,751	3,107,738	72,578
	HONG KONG, CHINA	782.22	31,579	1,448,529	33,277
	INDIA	3,804.39	7,749	355,447	8,377
	INDONESIA	878.01	13,139	602,686	13,677
	ITALY	1,170.78	17,802	816,578	18,961
	JAPAN	67,532.86	213,350	9,786,365	244,890
	KUWAIT	5,643.66	2,379	109,125	2,638
	MALAYSIA	0.85	1,011	46,375	1,079
	NETHERLANDS	6.05	2,026	92,933	2,115
	PEOPLE'S REPUBLIC OF CHINA	277,237.88	299,702	13,747,331	329,705
	REPUBLIC OF KOREA	49.08	12,884	590,989	13,511
	SINGAPORE	388.61	46,361	2,126,579	46,910
	SPAIN	16,802.72	25,049	1,148,998	27,005
	SWITZERLAND	231.75	566	25,962	799
	TAIWAN (REP. OF CHINA)	2,111.21	35,774	1,640,953	35,852
	THAILAND	3,979.80	103	4,725	118
	UK OF GREAT BRITAIN AND N. IRELAND	5.83	471	21,605	503
	UNITED STATES OF AMERICA	1,262.58	58,941	2,703,624	63,094
	VIETNAM	303,018.48	93,593	4,293,111	102,273
70	Glass and glassware	324,447,788.75	202,186,129	9,274,277,745	216,422,367

TABLE 8 - Continued

PSCC CODE	COMMODITY AND COUNTRY OF ORIGIN	GROSS WEIGHT (GK)	FOB VALUE		CIF
			DOLLARS	PESOS	DOLLARS
7001	Cullet and other waste and scrap of glass; glass in the mass.	299,112.68	104,168	4,778,186	111,442
700100	Cullet and other waste and scrap of glass; glass in the mass	299,112.68	104,168	4,778,186	111,442
	AUSTRALIA	4,020.72	3,363	154,261	4,048
	JAPAN	267,918.58	72,674	3,333,556	77,313
	PEOPLE'S REPUBLIC OF CHINA	26,381.07	12,684	581,815	14,034
	REPUBLIC OF KOREA	783.07	1,326	60,824	1,508
	SWEDEN	5.83	568	26,054	607
	UNITED STATES OF AMERICA	3.41	13,553	621,676	13,932
7002	Glass in balls (other than microspheres of heading 70.18), rods or tubes, unworked.	371,377.95	4,647,389	213,175,732	4,831,055
700210	Glass in balls (other than microspheres of heading No. 70.18), unworked	2,578.72	83,085	3,811,110	94,858
	JAPAN	2,227.58	81,642	3,744,919	93,322
	PEOPLE'S REPUBLIC OF CHINA	339.21	802	36,788	859
	TAIWAN (REP. OF CHINA)	4.43	186	8,532	191
	UNITED STATES OF AMERICA	7.50	455	20,871	486
700220	Glass in rods, unworked	3,147.85	157,621	7,230,075	170,824
	AUSTRALIA	0.87	39	1,789	42
	BRAZIL	4.53	147	6,743	206
	FRANCE	2.61	1,676	76,878	1,780
	GERMANY	6.62	2,722	124,858	2,852
	HONG KONG, CHINA	75.00	4,932	226,231	5,182
	INDIA	8.32	272	12,477	283
	ITALY	9.99	1,106	50,732	1,172
	JAPAN	1,196.12	113,021	5,184,273	121,284
	MALAYSIA	91.31	2,054	94,217	2,353
	PEOPLE'S REPUBLIC OF CHINA	552.17	4,415	202,516	4,976
	REPUBLIC OF KOREA	31.04	1,913	87,749	2,047
	SINGAPORE	491.52	14,478	664,106	16,885
	SPAIN	2.16	91	4,174	103
	TAIWAN (REP. OF CHINA)	9.78	248	11,376	252
	UNITED STATES OF AMERICA	657.40	10,454	479,525	11,347
	VIETNAM	8.41	53	2,431	60
700231	Glass in tubes, of fused quartz or other fused silica unworked	252,672.33	192,490	8,829,517	197,091
	HONG KONG, CHINA	52.69	2,874	131,830	2,970
	INDONESIA	20,554.09	17,305	793,780	17,356
	JAPAN	149.53	6,763	310,219	7,265
	PEOPLE'S REPUBLIC OF CHINA	143,154.73	80,513	3,693,131	82,331
	REPUBLIC OF KOREA	6,634.57	32,759	1,502,656	33,496
	SINGAPORE	23.39	4,088	187,517	4,292
	THAILAND	81,726.87	37,860	1,736,638	38,660
	UK OF GREAT BRITAIN AND N. IRELAND	271.98	6,271	287,651	6,528
	UNITED STATES OF AMERICA	104.48	4,057	186,095	4,193
700232	Glass in tubes, of other glass having a linear coefficient of expansion not exceeding 5×10^{-6} per Kelvin within a temperature range of 0°C to 300°C, unworked	90,579.19	3,103,075	142,338,049	3,214,264
	AUSTRALIA	0.32	344	15,779	367
	AUSTRIA	4.02	517	23,715	552
	FRANCE	1.70	1,224	56,145	1,363
	JAPAN	192.65	2,461	112,886	2,838
	LIECHTENSTEIN	0.86	44	2,018	48
	PEOPLE'S REPUBLIC OF CHINA	13,669.91	1,491,896	68,433,269	1,534,997
	SINGAPORE	71.22	4,699	215,543	4,891
	TAIWAN (REP. OF CHINA)	73,725.59	1,596,915	73,250,491	1,663,699
	UK OF GREAT BRITAIN AND N. IRELAND	1.58	315	14,449	373
	UNITED STATES OF AMERICA	2,911.34	4,660	213,754	5,136
700239	Other glass, n.e.s., unworked	22,399.86	1,111,118	50,966,981	1,154,018
	BAHRAIN	0.96	29	1,330	43
	CANADA	22.87	5,151	236,276	5,475
	GERMANY	89.23	4,155	190,589	4,240
	JAPAN	10,661.03	652,561	29,932,973	678,611

TABLE 8 - Continued

PSCC CODE	COMMODITY AND COUNTRY OF ORIGIN	GROSS WEIGHT (GK)	FOB VALUE		CIF DOLLARS
			DOLLARS	PESOS	
	PEOPLE'S REPUBLIC OF CHINA	3,674.09	69,051	3,167,369	69,589
	SINGAPORE	0.21	89	4,082	93
	SOUTH AFRICA, REP. OF	26.16	603	27,660	628
	TAIWAN (REP. OF CHINA)	6,890.26	205,401	9,421,744	214,305
	UNITED STATES OF AMERICA	1,035.05	174,078	7,984,958	181,034
7003	Cast glass and rolled glass, in sheets or profiles, whether or not having an absorbent, reflecting or non-reflecting layer, but not otherwise worked.	14,687,238.99	2,405,486	110,339,643	2,739,133
700312	Cast glass and rolled glass, non-wired sheets, coloured throughout the mass (body tinted), opacified, flashed or having an absorbent, reflecting or non-reflecting layer	1,804,601.32	410,636	18,835,873	446,873
	BELGIUM	5.21	232	10,642	260
	FRANCE	4.13	192	8,807	200
	GERMANY	1.79	6,522	299,164	6,958
	JAPAN	398.16	2,191	100,501	2,438
	NETHERLANDS	11.87	1,737	79,676	1,742
	PEOPLE'S REPUBLIC OF CHINA	1,275,547.16	309,206	14,183,280	323,522
	REPUBLIC OF KOREA	15.02	2,913	133,619	3,293
	SINGAPORE	13.59	245	11,238	302
	SWEDEN	11.20	200	9,174	240
	THAILAND	528,587.80	81,452	3,736,203	101,920
	UNITED STATES OF AMERICA	5.39	5,746	263,569	5,998
700319	Cast glass and rolled glass, non-wired sheets, n.e.s., whether or not having an absorbent, reflecting or non-reflecting layer, but not otherwise worked	12,833,670.53	1,955,209	89,685,437	2,250,367
	INDONESIA	327,303.06	115,043	5,277,022	131,563
	JAPAN	8.16	57	2,615	59
	PEOPLE'S REPUBLIC OF CHINA	10,203,468.19	1,447,748	66,408,201	1,646,094
	SOUTH AFRICA, REP. OF	37,729.16	19,735	905,244	21,445
	TAIWAN (REP. OF CHINA)	95,703.82	16,534	758,415	21,992
	THAILAND	1,843,130.48	272,584	12,503,428	329,112
	UNITED STATES OF AMERICA	319.60	209	9,587	3,219
	VIETNAM	326,008.06	83,299	3,820,925	96,883
700320	Cast glass and rolled glass, in wired sheets, whether or not having and absorbent, reflecting or non-reflecting layer, but not otherwise worked	22,517.38	31,734	1,455,639	33,028
	INDONESIA	15,670.91	19,875	911,666	20,772
	PEOPLE'S REPUBLIC OF CHINA	3,954.21	6,473	296,917	6,650
	UNITED STATES OF AMERICA	2,892.26	5,386	247,056	5,606
700330	Cast glass and rolled glass, in profiles, whether or not having and absorbent, reflecting or non-reflecting layer, but not otherwise worked	26,449.76	7,907	362,694	8,865
	JAPAN	3.34	551	25,274	589
	PEOPLE'S REPUBLIC OF CHINA	26,057.33	7,070	324,301	7,891
	TAIWAN (REP. OF CHINA)	389.09	286	13,119	385
7004	Drawn glass and blown glass, in sheets, whether or not having an absorbent, reflecting or non-reflecting layer, but not otherwise worked.	676,284.87	257,487	11,810,931	273,816
700420	Drawn glass and blown glass, in sheets, colored throughout the mass (body tinted), opacified, flashed or having and absorbent, reflecting or non-reflecting layer, but not otherwise worked	274,920.43	105,287	4,829,516	109,519
	INDONESIA	186.17	2,907	133,344	3,009
	JAPAN	0.60	167	7,660	172
	PEOPLE'S REPUBLIC OF CHINA	274,683.67	99,760	4,575,991	103,551
	SINGAPORE	26.79	25	1,147	27
	SWITZERLAND	16.88	1,190	54,586	1,447
	TAIWAN (REP. OF CHINA)	0.87	365	16,743	411
	THAILAND	1.77	193	8,853	198
	UNITED STATES OF AMERICA	3.68	680	31,192	704
700490	Drawn glass and blown glass, in sheets, n.e.s. not otherwise worked	401,364.44	152,200	6,981,415	164,297

TABLE 8 - Continued

PSCC CODE	COMMODITY AND COUNTRY OF ORIGIN	GROSS WEIGHT (GK)	FOB VALUE		CIF DOLLARS
			DOLLARS	PESOS	
	AUSTRALIA	0.87	360	16,513	405
	GERMANY	2.61	169	7,752	190
	HONG KONG, CHINA	4,058.53	980	44,953	1,109
	INDONESIA	842.69	826	37,889	901
	IRELAND	0.83	409	18,761	463
	JAPAN	351.95	33,511	1,537,150	35,024
	PEOPLE'S REPUBLIC OF CHINA	395,904.58	114,482	5,251,290	124,588
	SINGAPORE	201.55	1,066	48,897	1,167
	UNITED STATES OF AMERICA	0.83	397	18,210	450
7005	Float glass and surface ground or polished glass, in sheets, whether or not having an absorbent, reflecting or non-reflecting layer, but not otherwise worked.	106,589,670.95	27,063,203	1,241,389,123	29,072,743
700510	Float glass and surface ground or polished glass, non-wired, in sheets, having an absorbent, reflecting or non-reflecting layer	19,322,233.75	8,816,131	404,395,930	9,402,851
	AUSTRIA	0.48	25	1,147	27
	CANADA	188,519.02	200,590	9,201,064	221,740
	FINLAND	0.79	956	43,852	958
	INDONESIA	487,022.64	262,654	12,047,939	287,524
	JAPAN	4,658,305.81	5,065,933	232,374,347	5,376,272
	PEOPLE'S REPUBLIC OF CHINA	13,865,707.04	3,226,278	147,989,371	3,450,204
	REPUBLIC OF KOREA	11.61	4,801	220,222	4,975
	TAIWAN (REP. OF CHINA)	91,099.90	29,693	1,362,018	33,176
	UNITED STATES OF AMERICA	31,566.46	25,201	1,155,970	27,975
700521	Float glass and surface ground or polished glass, other non-wired, in sheets, colored throughout the mass (body tinted), opacified, flashed or merely surface ground	32,618,453.63	7,138,180	327,428,317	7,781,507
	GERMANY	1,231.31	29,809	1,367,339	29,825
	INDONESIA	7,568,920.90	2,521,807	115,675,287	2,704,711
	JAPAN	2,421.44	35,411	1,624,303	37,760
	MALAYSIA	35,065.46	6,793	311,595	6,936
	PEOPLE'S REPUBLIC OF CHINA	24,937,023.33	4,517,996	207,240,477	4,974,265
	POLAND	123.34	1,630	74,768	1,764
	REPUBLIC OF KOREA	17,529.37	6,566	301,182	6,992
	TAIWAN (REP. OF CHINA)	116.58	783	35,916	807
	THAILAND	56,010.10	15,415	707,086	16,354
	UNITED STATES OF AMERICA	11.80	1,970	90,364	2,093
700529	Float glass and surface ground or polished glass, other non-wired, in sheets, n.e.s., whether or not having an absorbent, reflecting or non-reflecting layer, but not otherwise worked	53,122,184.02	10,481,230	480,774,020	11,211,668
	HONG KONG, CHINA	101,603.19	55,963	2,567,023	59,725
	INDONESIA	6,534,774.95	1,646,054	75,504,497	1,771,543
	ITALY	54.15	66	3,027	78
	JAPAN	9.57	1,169	53,622	1,281
	MALAYSIA	193.18	3,218	147,610	3,274
	PEOPLE'S REPUBLIC OF CHINA	43,327,779.00	7,847,651	359,971,751	8,393,010
	REPUBLIC OF KOREA	446.60	957	43,898	1,021
	SINGAPORE	241,440.82	199,232	9,138,772	209,259
	TAIWAN (REP. OF CHINA)	1,134,249.41	362,547	16,630,031	392,248
	THAILAND	1,393,651.71	276,152	12,667,092	291,610
	VIETNAM	387,981.44	88,221	4,046,697	88,619
700530	Float glass and surface ground or polished glass, wired, in sheets, whether or not having an absorbent, reflecting or non-reflecting layer, but not otherwise worked	1,526,799.55	627,662	28,790,856	676,717
	JAPAN	46,043.36	103,168	4,732,316	108,692
	PEOPLE'S REPUBLIC OF CHINA	1,301,822.39	465,356	21,345,880	503,221
	TAIWAN (REP. OF CHINA)	177,271.10	55,917	2,564,913	61,385
	UNITED STATES OF AMERICA	1,662.70	3,221	147,747	3,419
7006	Glass of heading 70.03, 70.04 or 70.05, bent, edge-worked, engraved, drilled, enamelled or otherwise worked, but not framed or fitted with other materials.	443,016.84	569,541	26,124,846	620,805

TABLE 8 - Continued

PSCC CODE	COMMODITY AND COUNTRY OF ORIGIN	GROSS WEIGHT (GK)	FOB VALUE		CIF
			DOLLARS	PESOS	DOLLARS
700600	Glass of heading No. 70.03, 70.04 or 70.05, bent, edge-worked, engraved, drilled, enamelled or otherwise worked, but not framed or fitted with other materials	443,016.84	569,541	26,124,846	620,805
	FRANCE	78.45	834	38,256	910
	GERMANY	1,934.85	38,713	1,775,765	45,608
	HONG KONG, CHINA	50.72	224,503	10,297,953	245,696
	INDIA	3.34	51	2,339	55
	ITALY	430.36	5,934	272,193	6,177
	JAPAN	7,506.69	54,733	2,510,603	59,264
	NETHERLANDS	4.70	2,249	103,162	2,347
	PEOPLE'S REPUBLIC OF CHINA	416,565.97	224,547	10,299,970	239,763
	REPUBLIC OF KOREA	417.37	692	31,742	737
	SINGAPORE	2,463.32	5,839	267,835	6,305
	TAIWAN (REP. OF CHINA)	13,470.85	8,516	390,629	9,333
	UNITED ARAB EMIRATES, N.E.S.	5.54	653	29,953	762
	UNITED STATES OF AMERICA	84.68	2,277	104,446	3,848
7007	Safety glass, consisting of toughened (tempered) or laminated glass.	23,731,496.71	25,927,330	1,189,286,630	27,974,888
700711	Toughened (tempered) safety glass, of size and shape suitable for incorporation in vehicles, aircraft, spacecraft or vessels	3,421,914.47	6,223,593	285,476,212	6,465,175
	AUSTRALIA	23.86	4,585	210,314	5,409
	BELGIUM	8.52	1,104	50,640	1,137
	COLOMBIA	621.02	14,470	663,739	14,577
	FRANCE	418.67	23,985	1,100,192	25,596
	GERMANY	361.01	106,544	4,887,173	109,358
	HONG KONG, CHINA	270.61	4,138	189,810	4,341
	INDIA	2,915.05	20,032	918,868	21,081
	INDONESIA	948,270.80	1,578,776	72,418,455	1,627,605
	ITALY	770.96	26,262	1,204,638	27,339
	JAPAN	13,124.79	1,433,685	65,763,131	1,487,990
	MALAYSIA	1,472.05	30,948	1,419,585	34,729
	NETHERLANDS	55.66	1,306	59,906	2,709
	PEOPLE'S REPUBLIC OF CHINA	1,414,927.46	1,000,429	45,889,678	1,064,421
	PERU	1,794.52	12,082	554,201	19,855
	REPUBLIC OF KOREA	25,418.75	87,789	4,026,882	93,017
	SINGAPORE	2,896.47	18,642	855,109	20,126
	SPAIN	169.69	4,298	197,149	4,550
	SWEDEN	5.09	118	5,413	123
	TAIWAN (REP. OF CHINA)	123.51	1,219	55,916	1,365
	THAILAND	1,003,670.13	1,743,095	79,955,768	1,785,578
	TURKEY	310.32	2,104	96,510	2,163
	UK OF GREAT BRITAIN AND N. IRELAND	60.51	3,929	180,224	4,845
	UNITED STATES OF AMERICA	4,225.02	104,053	4,772,911	107,261
700719	Toughened (tempered) safety glass, other than sub-item 7007.11	12,801,912.43	11,472,671	526,251,420	12,826,946
	AUSTRALIA	412.02	13,356	612,640	15,245
	GERMANY	6,232.33	4,221	193,617	4,859
	HONG KONG, CHINA	30,820.91	52,096	2,389,644	55,617
	INDONESIA	107,918.09	164,136	7,528,918	168,038
	JAPAN	668,343.01	542,378	24,878,879	990,447
	MALAYSIA	20,358.27	30,470	1,397,659	30,992
	PEOPLE'S REPUBLIC OF CHINA	11,916,397.44	10,530,924	483,053,484	11,407,878
	REPUBLIC OF KOREA	942.79	6,197	284,256	6,633
	SINGAPORE	659.01	4,678	214,580	4,874
	SWITZERLAND	0.26	192	8,807	200
	TAIWAN (REP. OF CHINA)	1,633.98	4,371	200,498	4,764
	THAILAND	42,739.92	77,417	3,551,118	80,091
	UK OF GREAT BRITAIN AND N. IRELAND	15.45	293	13,440	318
	UNITED STATES OF AMERICA	5,438.95	41,942	1,923,880	56,990
700721	Laminated safety glass, of size and shape suitable for incorporation in vehicles, aircraft, spacecraft or vessels	988,000.09	1,899,638	87,136,397	2,039,697
	COLOMBIA	2,518.90	52,278	2,397,992	65,438
	FRANCE	409.00	5,433	249,212	10,346
	GERMANY	1,220.53	4,625	212,149	4,995
	INDIA	60.25	339	15,550	356
	INDONESIA	309,709.52	591,251	27,120,683	627,667

TABLE 8 - Continued

PSCC CODE	COMMODITY AND COUNTRY OF ORIGIN	GROSS WEIGHT (GK)	FOB VALUE		CIF DOLLARS
			DOLLARS	PESOS	
	ITALY	69.16	5,687	260,863	6,493
	JAPAN	3,129.24	4,188	192,104	5,382
	MALAYSIA	531.13	6,233	285,908	13,172
	PANAMA	225.39	5,593	256,551	7,236
	PEOPLE'S REPUBLIC OF CHINA	356,097.94	563,176	25,832,883	595,669
	PERU	1,075.74	22,464	1,030,424	29,118
	SINGAPORE	314.03	7,561	346,823	10,919
	SWEDEN	11.57	217	9,954	306
	THAILAND	310,768.00	586,233	26,890,508	608,800
	TURKEY	283.68	811	37,201	3,175
	UK OF GREAT BRITAIN AND N. IRELAND	78.99	11,488	526,954	12,818
	UNITED STATES OF AMERICA	1,497.02	32,061	1,470,638	37,807
700729	Laminated safety glass, other than sub-item 7007.21	6,519,669.72	6,331,428	290,422,601	6,643,070
	AUSTRALIA	364.19	12,460	571,540	13,089
	AUSTRIA	2,956.66	86,724	3,978,030	87,726
	COLOMBIA	3,659.71	66,689	3,059,024	67,915
	GERMANY	393.62	7,851	360,125	8,148
	HONG KONG, CHINA	6,273.91	14,599	669,656	15,042
	INDIA	72.46	491	22,522	881
	INDONESIA	21,502.75	35,795	1,641,917	38,781
	JAPAN	698,787.17	560,690	25,718,850	592,744
	MALAYSIA	14,299.36	9,290	426,132	9,742
	NORWAY	84.43	3,313	151,967	3,449
	PEOPLE'S REPUBLIC OF CHINA	5,379,460.89	4,599,052	210,958,515	4,828,100
	PERU	7,266.70	128,483	5,893,515	142,033
	REPUBLIC OF KOREA	19,369.75	28,397	1,302,571	29,384
	SINGAPORE	7,854.23	75,366	3,457,038	79,365
	SPAIN	576.39	2,408	110,455	2,572
	SWEDEN	120.10	2,276	104,400	2,365
	TAIWAN (REP. OF CHINA)	2,510.76	20,464	938,684	21,177
	THAILAND	348,514.37	628,733	28,839,983	634,665
	TURKEY	1,609.71	7,866	360,813	23,926
	UK OF GREAT BRITAIN AND N. IRELAND	49.33	1,507	69,126	1,581
	UNITED STATES OF AMERICA	3,943.23	38,974	1,787,738	40,385
7008	Multiple-walled insulating units of glass.	7,924,825.84	26,949,258	1,236,162,465	28,311,307
700800	Multiple-walled insulating units of glass	7,924,825.84	26,949,258	1,236,162,465	28,311,307
	CANADA	16.97	3,441	157,839	3,671
	FRANCE	55,534.73	53,538	2,455,788	57,221
	HONG KONG, CHINA	2,504.52	3,057	140,225	4,200
	MALAYSIA	2,253.19	6,505	298,384	7,817
	PEOPLE'S REPUBLIC OF CHINA	7,731,253.31	26,635,156	1,221,754,606	27,973,586
	REPUBLIC OF KOREA	38,112.06	18,910	867,402	20,797
	SINGAPORE	2,038.88	4,845	222,240	4,977
	SPAIN	19,575.77	18,084	829,513	19,346
	TAIWAN (REP. OF CHINA)	18,838.20	136,186	6,246,852	140,028
	THAILAND	1,689.40	2,672	122,565	2,747
	TURKEY	52,248.80	62,481	2,866,003	72,454
	UNITED STATES OF AMERICA	760.01	4,383	201,048	4,463
7009	Glass mirrors, whether or not framed, including rear-view mirrors.	11,402,958.14	6,576,412	301,660,015	7,014,141
700910	Rear-view mirrors for vehicles	714,276.64	1,278,131	58,627,869	1,359,095
	AUSTRALIA	81.82	1,611	73,897	1,751
	DEMOCRATIC PEOPLE'S REP. OF KOREA	79.45	92	4,220	101
	FRANCE	8.90	125	5,734	133
	GERMANY	284.23	3,649	167,380	4,161
	HONG KONG, CHINA	7,156.18	11,381	522,046	11,737
	INDIA	1,221.52	12,273	562,963	13,974
	INDONESIA	56.64	589	27,017	612
	ITALY	3.32	122	5,596	130
	JAPAN	5,050.20	69,518	3,188,791	75,334
	MALAYSIA	269.42	8,368	383,840	9,353
	NETHERLANDS	2.38	169	7,752	186
	PEOPLE'S REPUBLIC OF CHINA	613,482.04	902,244	41,385,932	952,728
	REPUBLIC OF KOREA	3,319.66	28,437	1,304,405	30,038
	SINGAPORE	1,614.86	47,643	2,185,384	51,047
	SPAIN	0.90	851	39,035	971

TABLE 8 - Continued

PSCC CODE	COMMODITY AND COUNTRY OF ORIGIN	GROSS WEIGHT (GK)	FOB VALUE		CIF DOLLARS
			DOLLARS	PESOS	
	SWEDEN	95.63	2,507	114,996	3,106
	TAIWAN (REP. OF CHINA)	67,135.17	68,133	3,125,261	74,225
	THAILAND	9,278.43	95,627	4,386,410	102,511
	UK OF GREAT BRITAIN AND N. IRELAND	129.03	2,780	127,519	3,330
	UNITED ARAB EMIRATES, N.E.S.	45.10	532	24,403	732
	UNITED STATES OF AMERICA	4,961.76	21,480	985,288	22,935
700991	Other glass mirrors, unframed	6,926,404.11	2,857,877	131,090,817	3,051,348
	FRANCE	175.34	1,020	46,787	1,059
	GERMANY	85.31	1,521	69,768	1,664
	HONG KONG, CHINA	52,976.73	25,860	1,186,198	28,484
	INDIA	234.37	1,215	55,732	1,750
	INDONESIA	324,095.04	196,163	8,997,997	209,662
	ITALY	423.24	1,155	52,980	1,290
	JAPAN	22,672.64	10,713	491,405	11,695
	MALAYSIA	1,023.41	5,703	261,597	5,911
	NETHERLANDS	3.53	189	8,669	197
	PEOPLE'S REPUBLIC OF CHINA	5,455,681.64	1,937,083	88,853,997	2,072,198
	REPUBLIC OF KOREA	1,784.15	59,935	2,749,218	62,236
	SINGAPORE	370.85	6,954	318,980	7,240
	SPAIN	8.75	70	3,211	83
	SWITZERLAND	0.87	186	8,532	192
	TAIWAN (REP. OF CHINA)	25,288.69	23,426	1,074,551	23,880
	THAILAND	520,233.15	337,435	15,478,143	355,786
	UK OF GREAT BRITAIN AND N. IRELAND	30.36	845	38,760	1,063
	UNITED ARAB EMIRATES, N.E.S.	11,866.72	33,848	1,552,608	40,205
	UNITED STATES OF AMERICA	680.75	1,602	73,484	1,734
	VIETNAM	508,768.57	212,954	9,768,200	225,019
700992	Other glass mirrors, framed	3,762,277.39	2,440,404	111,941,329	2,603,698
	AUSTRALIA	262.75	1,136	52,108	1,153
	CAMBODIA (DEMOCRATIC KAMPUCHEA)	1,591.77	647	29,678	956
	FRANCE	840.77	5,914	271,275	7,075
	GERMANY	1,007.06	12,852	589,521	14,340
	HONG KONG, CHINA	54,914.95	192,019	8,807,912	203,630
	INDIA	3,761.26	21,591	990,379	22,552
	INDONESIA	1,182.68	10,343	474,433	10,822
	ITALY	5,473.87	39,834	1,827,186	41,821
	JAPAN	27,286.08	308,037	14,129,657	331,630
	MACAU	1,785.63	6,576	301,641	6,721
	MALAYSIA	622.65	1,258	57,704	1,443
	NETHERLANDS	360.38	1,002	45,962	1,057
	PEOPLE'S REPUBLIC OF CHINA	3,487,997.71	1,476,497	67,726,917	1,563,272
	REPUBLIC OF KOREA	7,967.61	27,376	1,255,737	28,469
	SINGAPORE	5,046.25	109,791	5,036,113	113,455
	SPAIN	52.21	225	10,321	300
	SWEDEN	17.33	574	26,329	600
	SWITZERLAND	133.52	985	45,182	1,116
	TAIWAN (REP. OF CHINA)	134,368.19	78,404	3,596,391	82,616
	THAILAND	7,411.28	66,830	3,065,492	70,432
	UK OF GREAT BRITAIN AND N. IRELAND	520.80	14,486	664,473	16,702
	UNITED STATES OF AMERICA	15,507.85	54,451	2,497,667	73,846
	VIETNAM	4,164.79	9,576	439,251	9,690
7010	Carboys, bottles, flasks, jars, pots, phials, ampoules and other containers, of glass, of a kind used for the conveyance or packing of goods; preserving jars of glass; stoppers, lids and other closures, of glass.	107,324,108.52	50,169,459	2,301,273,085	54,145,157
701010	Glass ampoules	14,558.21	187,047	8,579,846	194,522
	INDONESIA	14,531.97	183,680	8,425,402	190,884
	JAPAN	7.83	1,147	52,613	1,305
	SINGAPORE	0.87	1,168	53,576	1,210
	UNITED STATES OF AMERICA	17.54	1,052	48,255	1,123
701020	Stoppers, lids and other closures, of glass	2,568,160.37	1,548,281	71,019,650	1,604,478
	AUSTRALIA	2,879.76	14,837	680,573	15,246
	GERMANY	2,573.47	8,417	386,088	8,672
	HONG KONG, CHINA	11,506.63	14,686	673,647	15,971
	ITALY	7,998.42	8,897	408,105	10,275

TABLE 8 - Continued

PSCC CODE	COMMODITY AND COUNTRY OF ORIGIN	GROSS WEIGHT (GK)	FOB VALUE		CIF DOLLARS
			DOLLARS	PESOS	
	JAPAN	45,615.75	452,921	20,775,486	476,753
	MACAU	11.63	250	11,468	260
	MALAYSIA	29,824.20	22,947	1,052,579	25,077
	NETHERLANDS	0.01	49	2,248	59
	OMAN	360,608.11	124,599	5,715,356	129,701
	PEOPLE'S REPUBLIC OF CHINA	2,068,496.22	750,128	34,408,371	765,923
	REPUBLIC OF KOREA	144.59	80,702	3,701,801	84,485
	SINGAPORE	191.66	3,858	176,966	4,137
	SPAIN	862.60	4,246	194,764	4,365
	TAIWAN (REP. OF CHINA)	23,304.90	27,278	1,251,242	27,887
	THAILAND	12,364.08	22,031	1,010,562	22,126
	UNITED STATES OF AMERICA	1,777.93	12,319	565,073	13,387
	VIETNAM	0.41	116	5,321	154
701090	Bottles, flasks, jars, pots, phials, and other containers, of glass, of a kind used for the conveyance or packing of goods; preserving jars of glass	104,741,389.94	48,434,131	2,221,673,589	52,346,157
	AUSTRALIA	86.02	3,687	169,122	3,984
	CZECH REPUBLIC (CZECHOSLOVAKIA)	7.07	174	7,981	182
	DENMARK	547.97	420,991	19,310,857	433,141
	FRANCE	134,302.25	394,455	18,093,651	424,617
	GERMANY	6,801.17	41,097	1,885,120	44,087
	HONG KONG, CHINA	99,604.78	42,652	1,956,448	47,503
	INDIA	2,895,579.01	1,406,154	64,500,284	1,493,303
	INDONESIA	21,857,208.72	8,235,835	377,777,751	9,073,604
	ITALY	614,081.70	552,136	25,326,478	628,116
	JAPAN	55,827.88	580,364	26,621,297	610,473
	MACAU	460.13	740	33,944	771
	MALAYSIA	596,865.63	306,412	14,055,120	340,697
	MEXICO	9,205.30	4,309	197,654	4,505
	NETHERLANDS	11,695.36	12,758	585,209	22,122
	OMAN	8,232,423.93	2,792,908	128,110,689	3,203,664
	PEOPLE'S REPUBLIC OF CHINA	47,676,723.15	21,974,888	1,007,988,112	23,640,548
	REPUBLIC OF KOREA	4,292.27	16,285	746,993	17,818
	SAUDI ARABIA	2,063,837.90	773,108	35,462,464	839,189
	SINGAPORE	16,170.59	30,024	1,377,201	33,828
	SPAIN	172.38	3,520	161,463	3,622
	SRI LANKA (CEYLON)	199,961.85	91,123	4,179,812	97,758
	SWITZERLAND	6.06	1,512	69,355	1,582
	TAIWAN (REP. OF CHINA)	1,346,873.09	1,349,773	61,914,087	1,438,824
	THAILAND	1,201,775.41	605,504	27,774,468	646,177
	TURKEY	12,351.76	7,787	357,190	8,694
	UK OF GREAT BRITAIN AND N. IRELAND	125,087.65	156,238	7,166,638	223,532
	UNITED ARAB EMIRATES, N.E.S.	9,294,896.89	4,441,953	203,752,384	4,675,474
	UNITED STATES OF AMERICA	7,348.88	22,042	1,011,066	23,837
	VIETNAM	8,277,195.14	4,165,702	191,080,751	4,364,505
7011	Glass envelopes (including bulbs and tubes), open and glass parts thereof, without fittings, for electric lamps, cathode-ray tubes or the like.	484,845.07	346,887	15,911,706	389,549
701110	Glass envelopes (including bulbs and tubes), open and glass parts thereof, without fittings, for electric lighting	435,269.99	274,458	12,589,387	309,550
	HONG KONG, CHINA	36.71	8,751	401,408	9,016
	INDONESIA	10,935.09	8,658	397,142	9,363
	JAPAN	106.84	396	18,165	408
	PEOPLE'S REPUBLIC OF CHINA	77,903.84	70,685	3,242,321	77,554
	REPUBLIC OF KOREA	380.23	636	29,173	682
	SINGAPORE	387.24	10,581	485,350	10,887
	TAIWAN (REP. OF CHINA)	1.57	62	2,844	65
	THAILAND	345,518.47	174,689	8,012,984	201,575
701120	Glass envelopes (including bulbs and tubes), open and glass parts thereof, without fittings, for cathode-ray tubes	28,272.49	12,020	551,357	14,259
	MALAYSIA	28,272.49	12,020	551,357	14,259
701190	Other glass envelopes (including bulbs and tubes), open and glass parts thereof	21,302.59	60,409	2,770,962	65,740
	CANADA	144.00	1,202	55,136	1,242
	GERMANY	24.90	6,510	298,613	7,385

TABLE 8 - Continued

PSCC CODE	COMMODITY AND COUNTRY OF ORIGIN	GROSS WEIGHT (GK)	FOB VALUE		CIF
			DOLLARS	PESOS	DOLLARS
	HONG KONG, CHINA	25.00	15,101	692,683	16,110
	HUNGARY	4.13	42	1,927	50
	ISRAEL	5.01	1,085	49,769	1,186
	JAPAN	7.97	3,246	148,894	3,430
	PEOPLE'S REPUBLIC OF CHINA	21,024.77	21,066	966,298	23,229
	REPUBLIC OF KOREA	0.83	819	37,568	875
	SINGAPORE	3.48	3,708	170,086	3,858
	SPAIN	3.33	682	31,283	728
	TAIWAN (REP. OF CHINA)	1.58	26	1,193	28
	UNITED STATES OF AMERICA	57.59	6,922	317,512	7,619
7012	Glass inners for vacuum flasks or for other vacuum vessels.	1,150,407.48	3,685,194	169,039,849	3,990,112
701200	Glass inners for vacuum flasks or for other vacuum vessels	1,150,407.48	3,685,194	169,039,849	3,990,112
	AUSTRALIA	83.47	4,526	207,608	4,918
	AUSTRIA	31.36	1,119	51,329	1,363
	CANADA	9.40	2,068	94,859	2,133
	FRANCE	5.82	14,816	679,610	15,292
	GERMANY	14.37	315	14,449	372
	HONG KONG, CHINA	1,329.12	257,131	11,794,599	262,527
	INDIA	2,254.74	4,006	183,755	4,378
	INDONESIA	3.67	93	4,266	99
	ITALY	96.01	1,744	79,997	1,827
	JAPAN	3,628.56	274,819	12,605,948	283,578
	MALAYSIA	301.11	3,002	137,702	3,207
	NETHERLANDS	5.75	867	39,769	904
	PEOPLE'S REPUBLIC OF CHINA	602,024.54	1,764,627	80,943,440	1,955,967
	REPUBLIC OF KOREA	1,070.29	2,380	109,171	2,592
	SINGAPORE	1,212.54	12,259	562,320	13,087
	SPAIN	35.16	7,006	321,365	7,395
	SWITZERLAND	14.78	2,115	97,015	2,345
	TAIWAN (REP. OF CHINA)	98,384.86	984,184	45,144,520	1,040,885
	THAILAND	388,255.50	179,431	8,230,500	198,287
	UK OF GREAT BRITAIN AND N. IRELAND	45.92	2,630	120,638	2,753
	UNITED STATES OF AMERICA	51,600.51	166,056	7,616,989	186,203
7013	Glassware of a kind used for table, kitchen, toilet, office, indoor decoration or similar purposes (other than that of heading 70.10 or 70.18).	31,704,109.52	19,630,623	900,456,676	21,066,826
701310	Glassware of a kind used for table, kitchen, toilet, office, indoor decoration or similar purposes (other than that of heading No. 70.10 or 70.18), of glass-ceramics	2,306,659.14	1,335,500	61,259,385	1,431,473
	AUSTRALIA	20.46	134	6,147	143
	AUSTRIA	1,725.98	9,019	413,702	9,274
	BELGIUM	42.50	45	2,064	49
	FRANCE	326.03	27,447	1,258,994	28,568
	GERMANY	11,826.03	6,613	303,338	7,066
	HONG KONG, CHINA	9,293.97	40,594	1,862,046	42,816
	INDONESIA	73,764.62	29,646	1,359,862	33,543
	ITALY	15,217.42	5,451	250,037	6,213
	JAPAN	46,676.30	160,948	7,382,685	181,394
	MALAYSIA	201.57	9,268	425,123	9,888
	NETHERLANDS	28.61	401	18,394	433
	PEOPLE'S REPUBLIC OF CHINA	1,981,156.81	803,282	36,846,545	853,255
	REPUBLIC OF KOREA	5,721.30	15,086	691,995	15,808
	SINGAPORE	11,607.52	28,335	1,299,726	30,230
	TAIWAN (REP. OF CHINA)	11,509.57	9,870	452,737	10,525
	THAILAND	2,232.59	127,587	5,852,416	135,712
	TURKEY	116,834.54	37,122	1,702,786	40,128
	UK OF GREAT BRITAIN AND N. IRELAND	4,814.90	2,979	136,647	3,156
	UNITED STATES OF AMERICA	13,658.42	21,673	994,141	23,272
701321	Drinking glasses, of lead crystal	134,309.22	76,118	3,491,534	87,784
	AUSTRIA	386.51	2,793	128,115	2,984
	BELGIUM	3,427.52	2,221	101,877	2,721
	FRANCE	10.94	205	9,404	371
	GERMANY	2,807.74	4,280	196,324	5,775
	HONG KONG, CHINA	541.63	322	14,770	438
	ITALY	1,963.02	752	34,494	1,012
	JAPAN	746.15	610	27,981	727

TABLE 8 - Continued

PSCC CODE	COMMODITY AND COUNTRY OF ORIGIN	GROSS WEIGHT (GK)	FOB VALUE		CIF DOLLARS
			DOLLARS	PESOS	
	MALAYSIA	490.61	214	9,816	222
	NETHERLANDS	27.48	269	12,339	288
	PEOPLE'S REPUBLIC OF CHINA	123,498.12	62,365	2,860,683	70,313
	SINGAPORE	311.12	700	32,109	783
	TURKEY	49.92	253	11,605	281
	UNITED STATES OF AMERICA	48.46	1,134	52,017	1,869
701329	Drinking glasses, n.e.s.	12,219,009.76	6,830,222	313,302,283	7,221,283
	AUSTRIA	1,298.25	6,436	295,219	9,132
	BELGIUM	11,681.21	8,135	373,152	8,582
	BRAZIL	16,585.30	25,701	1,178,905	26,716
	BULGARIA	115,565.41	42,433	1,946,402	43,151
	CZECH REPUBLIC (CZECHOSLOVAKIA)	37.63	925	42,430	963
	FRANCE	2,232.03	6,831	313,338	7,751
	GERMANY	12,663.95	83,015	3,807,898	91,216
	HONG KONG, CHINA	8,898.41	88,098	4,041,055	95,157
	INDIA	12,480.15	12,063	553,330	12,576
	INDONESIA	1,083,054.86	514,603	23,604,840	534,768
	ITALY	19,765.30	44,654	2,048,279	47,340
	JAPAN	3,994.53	8,889	407,738	9,038
	MALAYSIA	323.38	434	19,908	482
	MEXICO	24,631.07	10,383	476,268	10,808
	NETHERLANDS	58.40	381	17,476	449
	PAKISTAN, ISLAMIC REP. OF	21,735.86	5,284	242,377	5,310
	PEOPLE'S REPUBLIC OF CHINA	10,172,462.51	5,195,518	238,318,411	5,492,526
	REPUBLIC OF KOREA	2,326.87	655	30,045	797
	RUSSIAN FEDERATION	0.83	176	8,073	199
	SINGAPORE	2,051.30	113,631	5,212,254	123,231
	SOUTH AFRICA, REP. OF	4.11	34	1,560	39
	SPAIN	53,772.08	89,095	4,086,788	102,495
	TAIWAN (REP. OF CHINA)	9,277.62	4,390	201,369	4,581
	THAILAND	519,286.63	306,542	14,061,082	319,492
	TURKEY	49,318.35	34,567	1,585,588	35,180
	UK OF GREAT BRITAIN AND N. IRELAND	15,453.50	93,290	4,279,212	100,381
	UNITED STATES OF AMERICA	60,050.22	134,059	6,149,286	138,923
701331	Glassware of a kind used for table (other than drinking glasses) or kitchen purposes, of lead crystal	916,107.05	463,806	21,274,780	511,205
	FRANCE	36,171.45	11,689	536,174	12,019
	HONG KONG, CHINA	13,791.85	47,282	2,168,825	54,747
	INDONESIA	265,569.61	68,349	3,135,168	76,587
	JAPAN	172,775.70	89,296	4,096,008	100,703
	MALAYSIA	15,500.15	5,366	246,138	5,517
	PEOPLE'S REPUBLIC OF CHINA	184,053.29	88,420	4,055,826	94,175
	REPUBLIC OF KOREA	166,791.44	80,541	3,694,416	87,957
	SINGAPORE	115.97	24,326	1,115,833	26,362
	TAIWAN (REP. OF CHINA)	52,235.57	21,944	1,006,571	23,850
	THAILAND	8,073.82	8,080	370,630	8,394
	UNITED STATES OF AMERICA	1,028.20	18,513	849,191	20,894
701332	Glassware of a kind used for table (other than drinking glasses) or kitchen purposes, of glass having a linear coefficient of expansion not exceeding 5x10-6 per Kelvin within a temperature range of 0 oC to 30 oC	47,902.35	23,852	1,094,091	28,203
	ITALY	120.17	1,306	59,906	2,369
	PEOPLE'S REPUBLIC OF CHINA	47,755.42	22,224	1,019,415	25,292
	UNITED STATES OF AMERICA	26.76	322	14,770	542
701339	Glassware of a kind used for table (other than drinking glasses) or kitchen purposes, n.e.s.	10,507,357.45	6,539,990	299,989,339	7,005,023
	BELGIUM	2,026.21	6,405	293,797	6,949
	BRAZIL	53,726.82	63,459	2,910,864	67,811
	BULGARIA	70,671.30	43,614	2,000,574	47,046
	CZECH REPUBLIC (CZECHOSLOVAKIA)	0.86	21	963	23
	EGYPT ARAB REPUBLIC	27,345.39	10,615	486,910	12,546
	FRANCE	93,022.02	65,551	3,006,824	68,961
	GERMANY	6,288.28	53,497	2,453,907	58,704
	HONG KONG, CHINA	40,622.61	55,296	2,536,428	58,356
	INDIA	40,425.43	39,695	1,820,810	42,045
	INDONESIA	3,326,461.26	1,226,751	56,271,068	1,304,474

TABLE 8 - Continued

PSCC CODE	COMMODITY AND COUNTRY OF ORIGIN	GROSS WEIGHT (GK)	FOB VALUE		CIF
			DOLLARS	PESOS	DOLLARS
	ITALY	123,038.05	92,584	4,246,828	99,915
	JAPAN	67,195.04	96,429	4,423,198	104,286
	MALAYSIA	25,545.41	11,151	511,496	11,590
	NETHERLANDS	982.41	1,334	61,191	1,887
	PEOPLE'S REPUBLIC OF CHINA	5,123,321.93	3,337,543	153,093,097	3,601,465
	REPUBLIC OF KOREA	121,254.83	351,002	16,100,462	360,988
	SINGAPORE	409.54	432	19,816	562
	SPAIN	42,439.19	25,422	1,166,107	25,885
	TAIWAN (REP. OF CHINA)	4,620.37	2,615	119,950	2,886
	THAILAND	203,084.50	176,762	8,108,073	183,634
	TURKEY	441,821.37	338,792	15,540,389	359,322
	UK OF GREAT BRITAIN AND N. IRELAND	166.69	273	12,523	290
	UNITED ARAB EMIRATES, N.E.S.	254,448.92	72,368	3,319,520	87,694
	UNITED STATES OF AMERICA	402,639.02	373,235	17,120,289	400,524
	VIETNAM	35,800.00	95,144	4,364,255	97,180
701391	Other glasswares, of lead crystal	697,117.78	314,774	14,438,684	351,690
	BULGARIA	40,140.60	16,578	760,433	18,854
	FRANCE	3.48	982	45,044	1,075
	INDONESIA	256,621.98	73,054	3,350,987	83,440
	ITALY	13,708.00	15,289	701,306	18,148
	JAPAN	3,174.58	4,204	192,837	4,797
	MALAYSIA	1,457.63	1,671	76,649	1,842
	PEOPLE'S REPUBLIC OF CHINA	363,577.78	195,710	8,977,218	214,277
	SINGAPORE	6.38	256	11,743	315
	TAIWAN (REP. OF CHINA)	18,398.46	6,319	289,853	8,102
	UNITED STATES OF AMERICA	28.89	711	32,614	840
701399	Other glasswares, n.e.s.	4,875,646.77	4,046,361	185,606,580	4,430,165
	AUSTRALIA	780.41	4,231	194,076	4,387
	AUSTRIA	162.18	6,994	320,815	8,568
	BELGIUM	1,005.21	139	6,376	148
	BRAZIL	4,280.80	5,862	268,890	6,254
	CAMBODIA (DEMOCRATIC KAMPUCHEA)	2,493.38	1,405	64,447	1,408
	CANADA	1,156.71	587	26,926	653
	CHILE	510.51	434	19,908	514
	CZECH REPUBLIC (CZECHOSLOVAKIA)	185.56	23,173	1,062,946	26,887
	DENMARK	372.76	8,410	385,767	8,817
	FINLAND	26.09	1,795	82,337	2,597
	FRANCE	28,371.34	28,828	1,322,340	35,942
	GERMANY	10,404.11	20,933	960,197	22,354
	GREECE	147.74	6,797	311,778	8,528
	HONG KONG, CHINA	122,202.82	166,352	7,630,566	176,395
	INDIA	34,098.59	79,644	3,653,270	88,067
	INDONESIA	530,210.13	161,953	7,428,784	175,835
	ITALY	4,581.67	43,584	1,999,198	45,924
	JAPAN	131,889.13	100,157	4,594,202	131,237
	LATVIA (LATVIAN SOVIET SOCIALIST REP.)	12,313.74	9,646	442,462	10,876
	MALAYSIA	125,454.25	73,547	3,373,601	89,030
	MEXICO	32,873.70	8,745	401,133	9,343
	NETHERLANDS	584.33	3,221	147,747	3,381
	NORWAY	2.61	208	9,541	256
	PEOPLE'S REPUBLIC OF CHINA	3,094,876.56	2,309,275	105,926,444	2,471,352
	REPUBLIC OF KOREA	33,272.47	26,282	1,205,555	29,453
	SINGAPORE	15,853.11	112,353	5,153,632	118,418
	SPAIN	6,077.62	4,496	206,232	4,712
	SWITZERLAND	640.74	4,123	189,122	4,996
	TAIWAN (REP. OF CHINA)	67,234.75	27,972	1,283,076	30,135
	THAILAND	133,732.96	106,741	4,896,210	112,881
	TURKEY	41,966.80	32,623	1,496,417	37,574
	UK OF GREAT BRITAIN AND N. IRELAND	4,016.84	6,014	275,862	7,197
	UNITED STATES OF AMERICA	364,061.82	641,125	29,408,404	736,066
	VIETNAM	69,805.33	18,712	858,319	19,980
7014	Signalling glassware and optical elements of glass (other than those of heading 70.15), not optically worked.	4,338.92	115,630	5,303,949	127,406
701400	Signalling glassware and optical elements of glass (other than those of heading No. 70.15), not optically worked	4,338.92	115,630	5,303,949	127,406
	DENMARK	3.47	152	6,972	172
	GERMANY	11.07	919	42,155	969

TABLE 8 - Continued

PSCC CODE	COMMODITY AND COUNTRY OF ORIGIN	GROSS WEIGHT (GK)	FOB VALUE		CIF DOLLARS
			DOLLARS	PESOS	
	HONG KONG, CHINA	1,144.30	42,137	1,932,824	44,932
	INDIA	45.90	119	5,459	127
	INDONESIA	70.44	2,485	113,987	2,553
	JAPAN	299.87	13,699	628,373	15,598
	PEOPLE'S REPUBLIC OF CHINA	1,781.15	9,752	447,324	10,581
	SINGAPORE	3.90	538	24,678	566
	SPAIN	355.51	4,678	214,580	4,687
	TAIWAN (REP. OF CHINA)	0.31	31	1,422	34
	THAILAND	574.05	39,311	1,803,196	45,199
	UK OF GREAT BRITAIN AND N. IRELAND	39.33	1,061	48,668	1,119
	UNITED STATES OF AMERICA	9.62	748	34,311	869
7015	Clock or watch glasses and similar glasses, glasses for non-corrective or corrective spectacles, curved, bent, hollowed or the like, not optically worked; hollow glass spheres and their segments, for the manufacture of such glasses.	3,129.10	146,526	6,721,149	153,971
701510	Glasses for corrective spectacles, not optically worked	507.84	595	27,293	632
	HONG KONG, CHINA	0.83	216	9,908	245
	JAPAN	2.61	185	8,486	185
	PEOPLE'S REPUBLIC OF CHINA	504.40	194	8,899	202
701590	Clock and watch and similar glasses, glass for non-corrective spectacles, not optically worked	2,621.26	145,931	6,693,856	153,339
	AUSTRALIA	12.76	1,137	52,154	1,169
	HONG KONG, CHINA	93.98	123,175	5,650,038	129,963
	INDONESIA	5.57	197	9,036	211
	JAPAN	5.06	1,949	89,401	2,087
	NORWAY	11.67	232	10,642	246
	PEOPLE'S REPUBLIC OF CHINA	2,315.52	894	41,008	948
	REPUBLIC OF KOREA	46.07	14,315	656,629	14,667
	TAIWAN (REP. OF CHINA)	40.17	3,560	163,297	3,563
	UNITED STATES OF AMERICA	90.46	472	21,651	485
7016	Paving blocks, slabs, bricks, squares, tiles and other articles of pressed or moulded glass, whether or not wired, of a kind used for building or construction purposes; glass cubes and other glass smallwares, whether or not on a backing, for mosaics or similar decorative purposes; leaded lights and the like; multicellular or foam glass in blocks, panels, plates, shells or similar forms.	6,500,961.10	3,683,329	168,954,300	3,902,273
701610	Glass cubes and other glass smallwares, whether or not on a backing, for mosaics or similar decorative purposes	404,067.45	272,759	12,511,456	296,200
	GERMANY	1,045.79	3,199	146,738	4,005
	INDIA	160.93	555	25,458	903
	ITALY	813.93	20,018	918,226	22,491
	PEOPLE'S REPUBLIC OF CHINA	391,330.04	233,947	10,731,149	248,092
	THAILAND	10,374.87	6,131	281,229	6,695
	UNITED ARAB EMIRATES, N.E.S.	341.89	8,909	408,656	14,014
701690	Paving blocks, slabs, bricks, squares, tiles and other articles of pressed or moulded glass, whether or not wired, of a kind used for building or construction purposes; leaded lights and the like; multicellular or foam glass in blocks, panels, plates, shells or similar forms	6,096,893.65	3,410,570	156,442,844	3,606,073
	AUSTRALIA	75.13	242	11,101	259
	AUSTRIA	944.50	13,457	617,273	14,378
	BELGIUM	6,029.49	2,916	133,757	2,998
	CUBA	9,418.00	4,986	228,708	4,998
	FRANCE	41,867.88	42,613	1,954,658	46,965
	GERMANY	1,656.32	21,416	982,352	22,498
	HONG KONG, CHINA	22,507.63	10,017	459,480	10,597
	HUNGARY	284.01	8,643	396,454	8,997
	INDIA	40,675.34	64,602	2,963,294	65,614
	INDONESIA	290,046.51	124,081	5,691,595	132,805
	ITALY	759.04	3,304	151,554	3,332
	JAPAN	523.82	68,889	3,159,938	71,547
	MALAYSIA	1,837.60	2,262	103,758	2,413
	PEOPLE'S REPUBLIC OF CHINA	4,235,042.75	1,783,994	81,831,805	1,878,670

TABLE 8 - Continued

PSCC CODE	COMMODITY AND COUNTRY OF ORIGIN	GROSS WEIGHT (GK)	FOB VALUE		CIF
			DOLLARS	PESOS	DOLLARS
	REPUBLIC OF KOREA	1,762.79	9,440	433,012	10,038
	SINGAPORE	29,785.60	187,933	8,620,487	192,871
	SPAIN	122,377.63	118,058	5,415,320	127,422
	TAIWAN (REP. OF CHINA)	11.30	313	14,357	353
	THAILAND	916,624.22	523,195	23,998,954	550,546
	TURKEY	353,064.92	359,083	16,471,137	389,010
	UK OF GREAT BRITAIN AND N. IRELAND	1,008.34	5,888	270,083	5,994
	UNITED ARAB EMIRATES, N.E.S.	18,266.13	51,960	2,383,405	60,192
	UNITED STATES OF AMERICA	2,324.70	3,278	150,362	3,576
7017	Laboratory, hygienic or pharmaceutical glassware, whether or not graduated or calibrated.	530,349.53	2,262,964	103,802,162	2,413,857
701710	Laboratory, hygienic or pharmaceutical glassware, of fused quartz or other fused silica	16,519.32	135,927	6,234,973	146,082
	AUSTRALIA	40.42	3,710	170,178	3,948
	GERMANY	11.62	1,331	61,053	1,457
	HONG KONG, CHINA	86.49	1,281	58,760	1,344
	INDIA	1,202.02	6,959	319,209	7,713
	ITALY	8.86	31	1,422	37
	JAPAN	528.79	13,691	628,006	14,803
	LIECHTENSTEIN	0.83	3,821	175,269	4,143
	MALAYSIA	27.52	4,664	213,938	5,009
	PEOPLE'S REPUBLIC OF CHINA	12,576.54	34,258	1,571,414	35,945
	SINGAPORE	946.79	12,750	584,843	14,066
	SPAIN	5.25	126	5,780	134
	SWEDEN	0.49	70	3,211	81
	TAIWAN (REP. OF CHINA)	2.04	852	39,081	909
	UK OF GREAT BRITAIN AND N. IRELAND	688.80	7,487	343,429	8,489
	UNITED STATES OF AMERICA	392.86	44,896	2,059,380	48,004
701720	Laboratory, hygienic or pharmaceutical glassware, of other glass having a linear coefficient of expansion not exceeding 5x10 ⁻⁶ per Kelvin within a temperature range of 0 oC to 300 oC	10,160.41	484,455	22,221,951	504,090
	CZECH REPUBLIC (CZECHOSLOVAKIA)	37.43	746	34,219	767
	GERMANY	1,925.82	30,947	1,419,539	31,827
	MALAYSIA	2.94	403	18,486	479
	PEOPLE'S REPUBLIC OF CHINA	59.23	544	24,953	579
	SINGAPORE	134.99	2,814	129,078	2,836
	SWITZERLAND	9.35	1,811	83,071	1,988
	UK OF GREAT BRITAIN AND N. IRELAND	354.42	8,243	378,106	8,777
	UNITED STATES OF AMERICA	7,636.23	438,947	20,134,499	456,837
701790	Laboratory, hygienic or pharmaceutical glassware, n.e.s.	503,669.80	1,642,582	75,345,238	1,763,685
	AUSTRALIA	515.78	16,618	762,268	17,464
	DENMARK	3,096.94	51,868	2,379,185	53,533
	FRANCE	145.74	15,679	719,196	16,962
	GERMANY	7,068.39	119,299	5,472,245	124,020
	HONG KONG, CHINA	3,471.70	83,880	3,847,576	86,334
	INDIA	4,203.81	49,362	2,264,235	53,841
	ITALY	2,038.80	16,259	745,800	17,143
	JAPAN	11,174.70	168,784	7,742,122	182,947
	MALAYSIA	303.12	17,499	802,679	17,952
	NETHERLANDS	3.51	355	16,284	365
	PAKISTAN, ISLAMIC REP. OF	123.56	1,643	75,364	2,188
	PEOPLE'S REPUBLIC OF CHINA	378,974.94	451,557	20,712,920	489,487
	REPUBLIC OF KOREA	39.43	2,686	123,207	2,977
	SINGAPORE	1,259.15	47,401	2,174,284	50,958
	SPAIN	682.23	3,386	155,316	3,652
	SWEDEN	6.23	1,788	82,016	1,924
	SWITZERLAND	210.19	81,324	3,730,332	83,644
	TAIWAN (REP. OF CHINA)	18,359.43	31,211	1,431,649	32,697
	THAILAND	3,139.35	59,075	2,709,770	68,631
	TURKEY	197.34	3,429	157,288	4,016
	UK OF GREAT BRITAIN AND N. IRELAND	532.01	14,134	648,327	15,141
	UNITED STATES OF AMERICA	68,123.45	405,345	18,593,175	437,809

TABLE 8 - Continued

PSCC CODE	COMMODITY AND COUNTRY OF ORIGIN	GROSS WEIGHT (GK)	FOB VALUE		CIF
			DOLLARS	PESOS	DOLLARS
7018	Glass beads, imitation pearls, imitation precious or semi-precious stones and similar glass smallwares, and articles thereof other than imitation jewellery; glass eyes other than prosthetic articles; statuettes and other ornaments of lamp-worked glass, other than imitation jewellery; glass microspheres not exceeding 1 mm in diameter.	2,354,054.06	3,066,158	140,644,668	3,264,142
701810	Glass beads, imitation pearls, imitation precious or semiprecious stones and similar glass smallwares	1,311,051.76	1,163,052	53,349,196	1,255,990
	AUSTRALIA	373,681.90	348,666	15,993,309	372,348
	AUSTRIA	11,179.15	81,832	3,753,634	94,382
	CZECH REPUBLIC (CZECHOSLOVAKIA)	12.56	3,330	152,747	3,805
	FRANCE	18,620.50	11,181	512,872	12,445
	GERMANY	100.37	39,773	1,824,388	41,308
	HONG KONG, CHINA	1,677.31	4,165	191,049	4,599
	INDIA	24.38	2,095	96,098	2,241
	ITALY	150.56	15,301	701,857	17,684
	JAPAN	4,022.45	41,885	1,921,265	45,970
	LIECHTENSTEIN	0.83	3,216	147,518	3,487
	LUXEMBOURG	3.39	244	11,192	261
	MALAYSIA	12,784.54	16,293	747,360	17,448
	PEOPLE'S REPUBLIC OF CHINA	630,464.06	387,431	17,771,460	411,182
	REPUBLIC OF KOREA	146.00	452	20,733	487
	SINGAPORE	26,567.66	28,375	1,301,561	31,487
	TAIWAN (REP. OF CHINA)	220,154.07	135,403	6,210,936	148,903
	THAILAND	10,994.15	3,501	160,591	3,886
	UNITED STATES OF AMERICA	467.88	39,909	1,830,626	44,067
701820	Glass microspheres not exceeding 1 mm in diameter	424,380.43	468,153	21,474,177	504,021
	AUSTRALIA	50,166.99	205,755	9,437,982	220,561
	DENMARK	139.80	699	32,063	727
	HONG KONG, CHINA	43,480.00	13,044	598,328	14,537
	JAPAN	552.15	29,413	1,349,174	31,365
	MALAYSIA	15,084.18	43,522	1,996,354	46,545
	PEOPLE'S REPUBLIC OF CHINA	283,233.31	142,385	6,531,200	150,986
	TAIWAN (REP. OF CHINA)	29,299.49	9,922	455,122	14,587
	UNITED STATES OF AMERICA	2,424.51	23,413	1,073,954	24,713
701890	Glass eyes other than prosthetic articles; statuettes and other ornaments of lamp-worked glass, other than imitation jewellery	618,621.87	1,434,953	65,821,295	1,504,131
	AUSTRALIA	3,378.73	15,464	709,334	15,903
	FRANCE	3.41	1,135	52,062	1,172
	GERMANY	1.17	161	7,385	167
	HONG KONG, CHINA	2,111.71	13,322	611,080	13,794
	ITALY	1,657.37	36,289	1,664,577	38,815
	JAPAN	2,330.42	90,790	4,164,537	95,424
	PEOPLE'S REPUBLIC OF CHINA	567,689.93	1,176,117	53,948,486	1,229,709
	REPUBLIC OF KOREA	73.95	739	33,898	808
	SINGAPORE	244.01	17,294	793,276	18,351
	TAIWAN (REP. OF CHINA)	40,834.10	63,869	2,929,672	66,590
	UNITED STATES OF AMERICA	297.07	19,773	906,988	23,398
7019	Glass fibres (including glass wool) and articles thereof (for example, yarn, woven fabrics).	7,540,462.87	20,794,873	953,860,823	21,985,741
701911	Chopped strands, of a length of not more than 50 mm, of glass fibers	581,316.60	862,519	39,563,746	919,532
	JAPAN	97,776.79	332,327	15,243,839	348,495
	MALAYSIA	266.38	177	8,119	185
	PEOPLE'S REPUBLIC OF CHINA	445,472.77	487,567	22,364,698	522,931
	REPUBLIC OF KOREA	128.47	10,219	468,746	10,771
	SINGAPORE	163.61	14,815	679,564	16,933
	TAIWAN (REP. OF CHINA)	37,258.73	15,105	692,866	16,820
	UNITED STATES OF AMERICA	249.85	2,309	105,914	3,397
701912	Rovings, of glass fibers	225,241.04	263,008	12,064,177	274,690
	JAPAN	1,832.64	6,553	300,586	6,861
	PEOPLE'S REPUBLIC OF CHINA	221,844.08	251,982	11,558,414	263,185
	TAIWAN (REP. OF CHINA)	724.24	671	30,779	738
	UK OF GREAT BRITAIN AND N. IRELAND	840.08	3,802	174,398	3,906

TABLE 8 - Continued

PSCC CODE	COMMODITY AND COUNTRY OF ORIGIN	GROSS WEIGHT (GK)	FOB VALUE		CIF
			DOLLARS	PESOS	DOLLARS
701919	Slivers, yarn and chopped strands other than those sub-item 701911, of glass fibers	859,473.49	4,589,854	210,536,603	4,843,523
	CANADA	900.68	9,753	447,370	10,118
	DENMARK	0.82	180	8,257	200
	FRANCE	66.03	3,214	147,426	3,309
	GERMANY	2.50	60	2,752	74
	HONG KONG, CHINA	7,700.10	38,023	1,744,115	39,427
	ITALY	8,343.37	33,910	1,555,452	40,157
	JAPAN	61,928.63	503,587	23,099,536	526,601
	KUWAIT	16,246.94	6,047	277,376	7,489
	MALAYSIA	80.58	967	44,356	1,758
	NETHERLANDS	93,254.25	524,646	24,065,512	555,582
	PEOPLE'S REPUBLIC OF CHINA	190,438.06	288,968	13,254,963	301,673
	SINGAPORE	58,040.68	1,273,642	58,421,958	1,330,866
	TAIWAN (REP. OF CHINA)	170,852.58	168,574	7,732,489	176,996
	THAILAND	166,001.90	1,295,082	59,405,411	1,367,737
	UK OF GREAT BRITAIN AND N. IRELAND	4,295.76	81,979	3,760,377	85,336
	UNITED STATES OF AMERICA	76,133.34	334,563	15,346,405	367,609
	VIETNAM	5,187.27	26,659	1,222,848	28,591
701931	Mats, of glass fibers (including glass wool) and articles thereof	1,784,695.93	2,030,864	93,155,734	2,191,688
	GERMANY	8,449.81	60,287	2,765,365	60,738
	INDIA	4,283.23	20,157	924,602	22,401
	JAPAN	16,525.69	64,830	2,973,752	73,634
	NETHERLANDS	125,215.00	18,365	842,403	23,538
	PEOPLE'S REPUBLIC OF CHINA	1,480,743.54	1,715,441	78,687,279	1,851,967
	REPUBLIC OF KOREA	125,258.02	113,147	5,190,053	119,192
	SINGAPORE	21,705.24	32,033	1,469,354	32,810
	TAIWAN (REP. OF CHINA)	2,507.39	4,502	206,507	5,245
	UNITED STATES OF AMERICA	8.01	2,102	96,419	2,163
701932	Thin sheets (voiles), of glass fibers (including glass wool)	17,972.79	147,815	6,780,275	156,995
	GERMANY	159.06	5,030	230,726	5,374
	HONG KONG, CHINA	225.37	112,670	5,168,173	120,136
	INDONESIA	9.52	137	6,284	154
	PEOPLE'S REPUBLIC OF CHINA	17,023.81	14,817	679,656	15,268
	SPAIN	38.43	42	1,927	50
	UK OF GREAT BRITAIN AND N. IRELAND	476.87	7,549	346,273	8,230
	UNITED STATES OF AMERICA	39.73	7,570	347,236	7,783
701939	Webs, mattresses, boards and similar nonwoven products, of glass fibers (including glass wool)	1,473,424.33	1,917,688	87,964,348	2,046,249
	AUSTRALIA	2,947.55	2,402	110,180	2,644
	GERMANY	627.92	13,814	633,648	16,401
	HONG KONG, CHINA	1,561.42	20,990	962,811	22,236
	JAPAN	86.76	1,380	63,301	1,499
	MALAYSIA	12,352.20	13,199	605,438	13,606
	PEOPLE'S REPUBLIC OF CHINA	1,243,764.08	1,362,291	62,488,288	1,437,924
	REPUBLIC OF KOREA	5,791.80	7,332	336,319	7,392
	THAILAND	205,942.20	461,900	21,187,353	502,876
	UK OF GREAT BRITAIN AND N. IRELAND	48.36	1,699	77,933	1,954
	UNITED STATES OF AMERICA	302.04	32,681	1,499,077	39,717
701940	Woven fabrics of rovings, of glass fibers (including glass wool)	492,318.26	1,399,996	64,217,817	1,531,580
	PEOPLE'S REPUBLIC OF CHINA	427,564.51	379,577	17,411,197	402,730
	REPUBLIC OF KOREA	2,252.78	6,416	294,302	6,597
	SINGAPORE	30.82	2,598	119,170	2,752
	UK OF GREAT BRITAIN AND N. IRELAND	56,965.44	944,773	43,336,738	1,049,705
	UNITED STATES OF AMERICA	5,504.71	66,632	3,056,410	69,796
701951	Other woven fabrics, of glass fibers, of a width not exceeding 30 cm	3,626.68	24,374	1,118,035	25,745
	JAPAN	0.58	1,163	53,347	1,271
	PEOPLE'S REPUBLIC OF CHINA	3,535.39	18,581	852,310	19,570
	UNITED STATES OF AMERICA	90.71	4,630	212,378	4,904
701952	Other woven fabrics, of a width exceeding 30 cm, plain weave, weighing less than 250 g/m ² , of filaments measuring per single yarn not more than 136 tex	46.38	3,046	139,720	3,459

TABLE 8 - Continued

PSCC CODE	COMMODITY AND COUNTRY OF ORIGIN	GROSS WEIGHT (GK)	FOB VALUE		CIF DOLLARS
			DOLLARS	PESOS	
	UNITED STATES OF AMERICA	46.38	3,046	139,720	3,459
701959	Other woven fabrics, of glass fiber	296,534.31	692,256	31,753,783	724,370
	AUSTRALIA	15.53	426	19,541	454
	BAHRAIN	11,349.02	24,532	1,125,283	28,419
	CANADA	484.82	3,819	175,178	4,075
	CZECH REPUBLIC (CZECHOSLOVAKIA)	871.40	6,138	281,550	6,144
	FRANCE	88.90	1,301	59,677	1,493
	GERMANY	192.58	7,683	352,419	8,189
	HONG KONG, CHINA	2.61	1,392	63,851	1,438
	INDONESIA	48.94	111	5,092	119
	ITALY	339.35	3,004	137,793	3,010
	JAPAN	4,684.69	31,222	1,432,153	33,294
	PEOPLE'S REPUBLIC OF CHINA	241,231.13	258,976	11,879,229	269,692
	REPUBLIC OF KOREA	12,948.53	170,522	7,821,844	179,174
	SINGAPORE	18.32	770	35,320	819
	THAILAND	5,909.20	1,343	61,603	1,382
	UK OF GREAT BRITAIN AND N. IRELAND	685.92	3,678	168,710	3,833
	UNITED ARAB EMIRATES, N.E.S.	56.24	426	19,541	500
	UNITED STATES OF AMERICA	17,607.13	176,913	8,114,999	182,335
701990	Other glass fibers (including glass wool) and articles, n.e.s.	1,805,813.06	8,863,453	406,566,585	9,267,910
	AUSTRALIA	9,838.18	32,134	1,473,987	34,005
	BAHRAIN	21,946.09	46,538	2,134,698	50,934
	CANADA	1,115.14	14,901	683,509	16,623
	DENMARK	34.56	2,662	122,106	2,699
	FRANCE	19,749.66	23,333	1,070,284	27,715
	GERMANY	1,095.68	15,654	718,049	16,658
	HONG KONG, CHINA	36,244.54	137,983	6,329,279	148,827
	INDIA	159.75	2,927	134,261	3,342
	JAPAN	42,084.81	287,338	13,180,194	301,441
	MALAYSIA	113,327.84	277,010	12,706,448	291,138
	NEW ZEALAND	1.01	401	18,394	413
	PEOPLE'S REPUBLIC OF CHINA	1,323,110.91	1,765,279	80,973,347	1,878,849
	REPUBLIC OF KOREA	47,202.35	5,211,215	239,038,432	5,356,546
	SINGAPORE	7,491.28	31,982	1,467,015	33,894
	SPAIN	5.88	100	4,587	105
	TAIWAN (REP. OF CHINA)	104,917.96	178,839	8,203,345	192,215
	THAILAND	29,625.14	15,819	725,617	21,456
	UK OF GREAT BRITAIN AND N. IRELAND	1,439.39	7,118	326,503	7,665
	UNITED ARAB EMIRATES, N.E.S.	273.31	2,902	133,114	3,059
	UNITED STATES OF AMERICA	46,149.58	809,318	37,123,416	880,326
7020	Other articles of glass.	725,039.61	3,784,212	173,581,807	4,034,003
702000	Other articles of glass	725,039.61	3,784,212	173,581,807	4,034,003
	AUSTRALIA	24,171.97	17,220	789,881	19,936
	AUSTRIA	23.25	1,052	48,255	1,121
	BAHRAIN	17,136.12	81,282	3,728,405	90,314
	CANADA	13,040.43	102,578	4,705,252	106,439
	CZECH REPUBLIC (CZECHOSLOVAKIA)	57.95	1,424	65,319	1,482
	FRANCE	217.71	73,218	3,358,510	75,946
	GERMANY	12,703.07	141,146	6,474,368	145,403
	HONG KONG, CHINA	30,605.21	439,357	20,153,306	456,130
	INDIA	1,115.41	11,253	516,175	12,079
	INDONESIA	3,555.52	9,754	447,416	10,116
	ITALY	1,161.10	16,028	735,204	17,242
	JAPAN	37,885.86	665,036	30,505,201	696,364
	MALAYSIA	2,541.60	20,526	941,528	21,910
	PEOPLE'S REPUBLIC OF CHINA	381,991.90	1,188,405	54,512,137	1,299,949
	REPUBLIC OF KOREA	24,297.54	66,512	3,050,906	71,601
	SINGAPORE	5,670.48	36,435	1,671,273	41,006
	SPAIN	13,355.49	11,868	544,385	12,994
	SWEDEN	8.82	266	12,201	291
	SWITZERLAND	311.88	39,794	1,825,351	44,711
	TAIWAN (REP. OF CHINA)	58,324.40	513,325	23,546,218	535,119
	THAILAND	20,209.72	114,662	5,259,546	129,017
	UK OF GREAT BRITAIN AND N. IRELAND	18,064.66	34,704	1,591,873	35,269
	UNITED ARAB EMIRATES, N.E.S.	1,179.41	14,034	643,740	14,543
	UNITED STATES OF AMERICA	57,396.64	183,401	8,412,606	194,021
	VIETNAM	13.47	932	42,751	1,000

TABLE 8 - Continued

PSCC CODE	COMMODITY AND COUNTRY OF ORIGIN	GROSS WEIGHT (GK)	FOB VALUE		CIF
			DOLLARS	PESOS	DOLLARS
71	Natural or cultured pearls, precious or semi-precious stones, precious metals, metals clad with precious metals and articles thereof; imitation jewellery; coin	8,660,976.27	63,578,699	2,916,354,927	66,630,713
7101	Pearls, natural or cultured, whether or not worked or graded but not strung, mounted or set; pearls, natural or cultured, temporarily strung for convenience of transport.	184.44	394,289	18,086,036	400,382
710110	Natural pearls	12.68	163,095	7,481,167	165,580
	FRANCE	0.87	7,346	336,961	7,625
	HONG KONG, CHINA	5.93	149,789	6,870,821	151,989
	JAPAN	5.88	5,960	273,385	5,966
710121	Cultured pearls, unworked	157.88	225,304	10,334,694	228,745
	HONG KONG, CHINA	34.22	217,706	9,986,174	220,902
	JAPAN	123.66	7,598	348,520	7,843
710122	Cultured pearls, worked	13.88	5,890	270,175	6,057
	HONG KONG, CHINA	12.18	1,225	56,191	1,265
	PEOPLE'S REPUBLIC OF CHINA	1.70	4,665	213,984	4,792
7102	Diamonds, whether or not worked, but not mounted or set.	149.67	77,357	3,548,366	80,447
710210	Diamonds, rough, unsorted	1.01	1,084	49,723	1,152
	SINGAPORE	1.01	1,084	49,723	1,152
710221	Industrial diamond, sorted, unworked or simply sawn, cleaved or bruted	1.30	1,274	58,438	1,382
	TAIWAN (REP. OF CHINA)	1.30	1,274	58,438	1,382
710229	Industrial diamond, sorted, otherwise unworked	96.02	71,435	3,276,724	74,144
	HONG KONG, CHINA	0.49	62,715	2,876,737	65,089
	JAPAN	54.48	4,603	211,140	4,825
	TAIWAN (REP. OF CHINA)	41.05	4,117	188,847	4,230
710239	Non-industrial diamond, sorted, otherwise unworked	51.34	3,564	163,481	3,769
	JAPAN	44.96	2,248	103,116	2,376
	REPUBLIC OF KOREA	1.24	1,074	49,264	1,132
	SINGAPORE	5.14	242	11,101	261
7103	Precious stones (other than diamonds) and semi-precious stones, whether or not worked or graded but not strung, mounted or set; ungraded precious stones (other than diamonds) and semi-precious stones, temporarily strung for convenience of transport.	694,421.40	353,509	16,215,458	374,708
710310	Precious stones (other than diamonds) and semi-precious stones, unworked or simply sawn or roughly shaped	143.25	13,687	627,823	14,030
	HONG KONG, CHINA	137.41	13,288	609,521	13,596
	PEOPLE'S REPUBLIC OF CHINA	5.84	399	18,302	434
710399	Precious stones (other than diamonds) and semi-precious stones, otherwise worked, n.e.s.	694,278.15	339,822	15,587,635	360,678
	AUSTRALIA	440,844.56	221,608	10,165,159	235,733
	DOMINICAN REPUBLIC	26.04	832	38,164	967
	GERMANY	7.25	163	7,477	174
	HONG KONG, CHINA	85.95	18,757	860,384	19,040
	INDONESIA	39,918.59	9,590	439,893	10,410
	JAPAN	10.02	101	4,633	108
	PEOPLE'S REPUBLIC OF CHINA	229.74	18,604	853,365	19,326
	REPUBLIC OF KOREA	2,265.22	4,445	203,892	5,271
	UNITED ARAB EMIRATES, N.E.S.	210,890.43	65,213	2,991,320	69,119
	UNITED STATES OF AMERICA	0.35	509	23,348	530

TABLE 8 - Continued

PSCC CODE	COMMODITY AND COUNTRY OF ORIGIN	GROSS WEIGHT (GK)	FOB VALUE		CIF
			DOLLARS	PESOS	DOLLARS
7104	Synthetic or reconstructed precious or semi-precious stones, whether or not worked or graded but not strung, mounted or set; ungraded synthetic or reconstructed precious or semi-precious stones, temporarily strung for convenience of transport.	95,990.33	87,336	4,006,104	91,815
710410	Piezo-electric quartz	2.22	3,242	148,711	3,407
	INDONESIA	0.31	1,010	46,329	1,051
	PEOPLE'S REPUBLIC OF CHINA	1.78	1,816	83,300	1,928
	SWITZERLAND	0.13	416	19,082	428
710420	Synthetic or reconstructed precious or semi-precious stones, other than piezo-electric quartz, unworked	902.80	25,652	1,176,658	26,697
	HONG KONG, CHINA	5.09	140	6,422	163
	LUXEMBOURG	4.22	23,965	1,099,275	24,902
	UNITED STATES OF AMERICA	893.49	1,547	70,961	1,632
710490	Other synthetic or reconstructed precious or semi-precious stones, n.e.s.	95,085.31	58,442	2,680,735	61,711
	FRANCE	7.24	253	11,605	253
	INDIA	3.83	34	1,560	37
	PEOPLE'S REPUBLIC OF CHINA	356.80	865	39,678	937
	THAILAND	94,716.61	56,087	2,572,710	59,108
	UNITED STATES OF AMERICA	0.83	1,203	55,182	1,376
7105	Dust and powder of natural or synthetic precious or semi-precious stones.	9,309.21	197,076	9,039,876	206,086
710510	Dust and powder, of diamonds	539.44	188,003	8,623,697	196,455
	JAPAN	10.43	2,090	95,868	2,391
	UK OF GREAT BRITAIN AND N. IRELAND	2.47	4,424	202,929	4,595
	UNITED STATES OF AMERICA	526.54	181,489	8,324,900	189,469
710590	Dust and powder, of natural or synthetic precious or semi-precious stones	8,769.77	9,073	416,179	9,631
	AUSTRALIA	8,769.77	9,073	416,179	9,631
7106	Silver (including silver plated with gold or platinum), unwrought or in semi-manufactured forms, or in powder form.	19,819.03	639,554	29,336,342	656,131
710610	Silver (including silver plated with gold or platinum), in powder form	17.16	2,920	133,941	3,059
	GERMANY	1.74	2,724	124,950	2,842
	PEOPLE'S REPUBLIC OF CHINA	15.42	196	8,991	217
710691	Silver (including silver plated with gold or platinum), unwrought	18,840.42	322,788	14,806,285	328,545
	GERMANY	9.20	239,236	10,973,755	239,380
	ITALY	3.79	3,849	176,554	3,980
	JAPAN	13,499.73	53,475	2,452,898	57,064
	REPUBLIC OF KOREA	8.38	98	4,495	105
	THAILAND	5,317.12	25,514	1,170,327	27,219
	UNITED STATES OF AMERICA	2.20	616	28,256	797
710692	Silver (including silver plated with gold or platinum), in semi-manufactured forms, n.e.s.	961.45	313,846	14,396,116	324,527
	AUSTRALIA	146.79	2,067	94,813	2,330
	BELGIUM	0.90	90	4,128	107
	GERMANY	41.48	5,741	263,340	6,017
	HONG KONG, CHINA	4.16	1,331	61,053	1,331
	INDIA	15.83	1,013	46,466	1,073
	PEOPLE'S REPUBLIC OF CHINA	176.18	946	43,393	1,009
	REPUBLIC OF KOREA	279.30	7,824	358,887	7,831
	SWITZERLAND	22.69	934	42,843	1,113
	UNITED ARAB EMIRATES, N.E.S.	13.92	609	27,935	685
	UNITED STATES OF AMERICA	260.20	293,291	13,453,258	303,031

TABLE 8 - Continued

PSCC CODE	COMMODITY AND COUNTRY OF ORIGIN	GROSS WEIGHT (GK)	FOB VALUE		CIF
			DOLLARS	PESOS	DOLLARS
7107	Base metals clad with silver, not further worked than semi-manufactured.	53.02	14,419	661,400	15,589
710700	Base metals clad with silver, not further worked than semi-manufactured	53.02	14,419	661,400	15,589
	FRANCE	8.00	94	4,312	99
	JAPAN	45.02	14,325	657,088	15,490
7108	Gold (including gold plated with platinum) unwrought or in semi-manufactured forms, or in powder form.	5,128.71	16,073,931	737,311,212	16,923,903
710811	Gold, non-monetary, in powder form	16.98	70,600	3,238,422	73,360
	PEOPLE'S REPUBLIC OF CHINA	16.98	70,600	3,238,422	73,360
710812	Other unwrought gold, non-monetary	57.19	399,746	18,336,348	429,918
	GERMANY	5.98	9,274	425,398	9,780
	JAPAN	32.07	325,700	14,939,859	353,616
	PEOPLE'S REPUBLIC OF CHINA	13.05	60,281	2,765,089	61,722
	SINGAPORE	6.09	4,491	206,002	4,800
710813	Other semi-manufactured forms, non-monetary	5,054.54	15,603,585	715,736,442	16,420,625
	BELGIUM	3.03	170	7,798	177
	GERMANY	23.48	23,236	1,065,835	26,951
	HONG KONG, CHINA	113.04	4,556	208,984	5,318
	ITALY	1.70	1,662	76,235	1,804
	JAPAN	265.88	1,718,287	78,817,825	1,900,184
	LUXEMBOURG	0.06	1,191	54,631	1,225
	MALAYSIA	14.32	5,164	236,873	5,514
	PEOPLE'S REPUBLIC OF CHINA	49.95	486,366	22,309,608	506,233
	REPUBLIC OF KOREA	1,040.18	2,488,194	114,133,459	2,621,527
	SINGAPORE	2,682.06	10,762,098	493,657,435	11,232,149
	SWITZERLAND	0.02	1,058	48,530	1,095
	UNITED STATES OF AMERICA	859.43	110,320	5,060,378	116,854
	VIETNAM	1.39	1,283	58,851	1,594
7109	Base metals or silver, clad with gold, not further worked than semi-manufactured.	93.64	153	7,018	164
710900	Base metals or silver, clad with gold, not further worked than semi-manufactured	93.64	153	7,018	164
	THAILAND	93.64	153	7,018	164
7110	Platinum, unwrought or in semi-manufactured forms, or in powder form.	321.56	45,610	2,092,129	47,405
711011	Platinum, unwrought or in powder form	2.62	197	9,036	209
	JAPAN	2.62	197	9,036	209
711019	Platinum, semi-manufactured forms	297.34	30,027	1,377,338	31,414
	AUSTRALIA	0.83	1,718	78,805	1,836
	CANADA	0.90	16,204	743,277	17,198
	GERMANY	2.23	3,590	164,673	3,592
	JAPAN	44.03	951	43,622	978
	PEOPLE'S REPUBLIC OF CHINA	1.00	509	23,348	556
	UK OF GREAT BRITAIN AND N. IRELAND	248.35	7,055	323,613	7,254
711029	Palladium, semi-manufactured forms	10.60	13,635	625,437	14,025
	SINGAPORE	8.90	883	40,503	908
	UNITED STATES OF AMERICA	1.70	12,752	584,934	13,117
711039	Rhodium, semi-manufactured forms	11.00	1,751	80,318	1,757
	ITALY	11.00	1,751	80,318	1,757
7111	Base metals, silver or gold, clad with platinum, not further worked than semi-manufactured.	681.85	2,156,740	98,929,664	2,323,224

TABLE 8 - *Continued*

PSCC CODE	COMMODITY AND COUNTRY OF ORIGIN	GROSS WEIGHT (GK)	FOB VALUE		CIF
			DOLLARS	PESOS	DOLLARS
711100	Base metals, silver or gold, clad with platinum, not further worked than semi-manufactured	681.85	2,156,740	98,929,664	2,323,224
	GERMANY	55.81	6,161	282,605	6,629
	HONG KONG, CHINA	11.91	450	20,642	481
	ITALY	2.04	816	37,430	839
	JAPAN	194.48	1,840,301	84,414,607	1,988,762
	PEOPLE'S REPUBLIC OF CHINA	289.41	4,253	195,085	4,507
	REPUBLIC OF KOREA	47.48	129,984	5,962,366	138,877
	SINGAPORE	71.36	160,206	7,348,649	167,930
	UNITED STATES OF AMERICA	9.36	14,569	668,280	15,199
7112	Waste and scrap of precious metal or of metal clad with precious metal; other waste and scrap containing precious metal or precious metal compounds, of a kind used principally for the recovery of precious metal.	0.87	124	5,688	139
711299	Other waste and scrap containing precious metal or precious metal compounds, of a kind used principally for the recovery of precious metal	0.87	124	5,688	139
	UNITED STATES OF AMERICA	0.87	124	5,688	139
7113	Articles of jewellery and parts thereof, of precious metal or of metal clad with precious metal.	4,849.15	6,287,402	288,403,131	6,578,247
711311	Articles of jewelry and parts thereof, of silver, whether or not plated or clad with other precious metal	480.69	579,934	26,601,573	589,428
	HONG KONG, CHINA	90.18	481,208	22,073,011	481,806
	INDIA	27.74	622	28,531	742
	ITALY	16.54	9,467	434,251	10,379
	JAPAN	45.09	30,688	1,407,659	35,469
	MALAYSIA	82.77	34,070	1,562,791	35,935
	NETHERLANDS	15.76	82	3,761	92
	PEOPLE'S REPUBLIC OF CHINA	129.97	5,218	239,350	5,377
	SINGAPORE	12.93	11,616	532,826	12,433
	THAILAND	46.38	6,168	282,926	6,346
	UNITED STATES OF AMERICA	13.33	795	36,467	849
711319	Articles of other precious metal and parts thereof, of silver, whether or not plated or clad with other precious metal	3,722.06	5,638,015	258,615,748	5,913,729
	DENMARK	0.21	480	22,018	499
	GERMANY	3.37	24,941	1,144,044	25,596
	GUAM	1.88	10,377	475,993	10,634
	HONG KONG, CHINA	193.51	492,330	22,583,177	497,644
	INDONESIA	0.83	507	23,256	541
	ISRAEL	1.47	1,386	63,576	1,388
	ITALY	311.96	4,965,867	227,784,319	5,215,917
	JAPAN	25.47	109,993	5,045,379	127,774
	MALAYSIA	0.07	1,204	55,227	1,412
	PEOPLE'S REPUBLIC OF CHINA	2,711.48	2,641	121,143	2,659
	REPUBLIC OF KOREA	6.04	84	3,853	89
	SINGAPORE	2.07	1,943	89,125	2,160
	UNITED STATES OF AMERICA	463.70	26,262	1,204,638	27,416
711320	Articles of jewelry and parts thereof, of base metal clad with precious metal	646.40	69,453	3,185,810	75,090
	HONG KONG, CHINA	54.32	9,529	437,096	9,916
	ITALY	0.44	387	17,752	398
	JAPAN	4.19	1,990	91,281	2,660
	PEOPLE'S REPUBLIC OF CHINA	26.16	110	5,046	114
	SINGAPORE	8.47	7,462	342,282	8,036
	UNITED STATES OF AMERICA	552.82	49,975	2,292,353	53,966
7114	Articles of goldsmiths' or silversmiths' wares and parts thereof, of precious metal or of metal clad with precious metal.	2,762.44	328,204	15,054,718	348,135
711419	Articles of goldsmiths' or silversmiths' wares and parts thereof, of other precious metal, or not plated or clad with other precious metal	598.02	292,983	13,439,131	310,568

TABLE 8 - Continued

PSCC CODE	COMMODITY AND COUNTRY OF ORIGIN	GROSS WEIGHT (GK)	FOB VALUE		CIF
			DOLLARS	PESOS	DOLLARS
	DENMARK	500.86	292,171	13,401,884	309,671
	JAPAN	1.67	410	18,807	438
	PEOPLE'S REPUBLIC OF CHINA	95.49	402	18,440	459
711420	Articles of goldsmiths' or silversmiths' wares and parts thereof, of base metal clad with precious metal	2,164.42	35,221	1,615,587	37,567
	BELGIUM	0.90	46	2,110	54
	HONG KONG, CHINA	780.24	17,497	802,587	19,012
	PEOPLE'S REPUBLIC OF CHINA	1,236.38	1,893	86,832	2,062
	REPUBLIC OF KOREA	0.20	2,594	118,987	2,668
	SINGAPORE	3.66	129	5,917	155
	UNITED STATES OF AMERICA	143.04	13,062	599,154	13,616
7115	Other articles of precious metal or of metal clad with precious metal.	1,074.12	56,454	2,589,545	58,153
711510	Catalysts in the form of wire cloth or grill, of platinum	121.85	7,209	330,677	7,469
	JAPAN	121.02	5,670	260,083	5,825
	PEOPLE'S REPUBLIC OF CHINA	0.83	1,539	70,594	1,644
711590	Other articles of precious metal or of metal clad with precious metal	952.27	49,245	2,258,868	50,684
	GERMANY	1.51	31,848	1,460,868	32,746
	JAPAN	805.06	11,347	520,486	11,683
	PEOPLE'S REPUBLIC OF CHINA	53.73	820	37,613	854
	SINGAPORE	85.20	355	16,284	365
	SWITZERLAND	0.26	193	8,853	217
	UNITED STATES OF AMERICA	6.51	4,682	214,764	4,819
7116	Articles of natural or cultured pearls, precious or semi-precious stones (natural, synthetic or reconstructed).	14,235.73	36,236	1,662,146	39,540
711610	Articles of natural or cultured pearls	3.48	5,384	246,964	5,505
	FRANCE	1.74	1,281	58,759	1,281
	HONG KONG, CHINA	0.87	2,332	106,969	2,399
	PEOPLE'S REPUBLIC OF CHINA	0.87	1,771	81,236	1,825
711620	Articles of natural or cultured pearls, of precious or semi-precious stones (natural, synthetic or reconstructed)	14,232.25	30,852	1,415,182	34,035
	CANADA	1.69	54	2,477	56
	HONG KONG, CHINA	5.54	95	4,358	98
	INDIA	0.85	368	16,880	381
	JAPAN	28.98	2,695	123,620	2,853
	PEOPLE'S REPUBLIC OF CHINA	13,903.70	23,407	1,073,679	25,420
	REPUBLIC OF KOREA	92.61	1,994	91,465	2,243
	SINGAPORE	19.97	650	29,816	695
	SWITZERLAND	0.58	781	35,824	850
	UNITED STATES OF AMERICA	178.33	808	37,063	1,439
7117	Imitation jewellery.	764,864.12	6,532,590	299,649,908	6,834,592
711711	Cuff-links and studs, of base metal, whether or not plated with precious metal	39,239.22	430,314	19,738,506	469,752
	AUSTRALIA	49.96	219	10,046	248
	DEMOCRATIC PEOPLE'S REP. OF KOREA	0.87	104	4,770	104
	FRANCE	2,326.11	20,194	926,299	23,263
	HONG KONG, CHINA	7,573.62	284,693	13,058,868	302,017
	ITALY	10.21	3,786	173,664	3,816
	JAPAN	12.18	758	34,770	848
	MALAYSIA	3.14	1,464	67,154	1,563
	PEOPLE'S REPUBLIC OF CHINA	15,206.07	66,058	3,030,081	68,484
	PORTUGAL	4,931.66	26,929	1,235,233	39,560
	REPUBLIC OF KOREA	7,416.51	7,018	321,916	8,925
	SINGAPORE	76.12	697	31,971	728
	THAILAND	2.45	463	21,238	481
	UK OF GREAT BRITAIN AND N. IRELAND	72.43	3,973	182,242	4,090
	UNITED STATES OF AMERICA	1,557.89	13,958	640,254	15,625

TABLE 8 - Continued

PSCC CODE	COMMODITY AND COUNTRY OF ORIGIN	GROSS WEIGHT (GK)	FOB VALUE		CIF
			DOLLARS	PESOS	DOLLARS
711719	Imitation jewellery, of base metal, whether or not plated with precious metal	540,017.83	4,403,352	201,981,757	4,569,887
	CZECH REPUBLIC (CZECHOSLOVAKIA)	0.89	416	19,082	488
	FRANCE	241.52	6,743	309,302	7,230
	GERMANY	5.49	4,390	201,369	4,476
	HONG KONG, CHINA	142,304.05	3,153,591	144,655,219	3,257,387
	INDIA	228.92	2,338	107,244	2,608
	INDONESIA	4,602.06	105,584	4,843,139	109,829
	ITALY	53.35	6,774	310,724	7,200
	JAPAN	651.17	6,694	307,054	7,693
	LUXEMBOURG	6.76	219	10,046	253
	MALAYSIA	2,333.62	46,358	2,126,441	48,570
	PEOPLE'S REPUBLIC OF CHINA	371,294.93	634,622	29,110,112	664,682
	REPUBLIC OF KOREA	2,787.57	17,696	811,715	18,520
	SINGAPORE	4,621.84	149,068	6,837,749	154,560
	SPAIN	983.66	43,788	2,008,555	47,092
	TAIWAN (REP. OF CHINA)	51.00	4,853	222,607	5,421
	THAILAND	13.61	3,999	183,434	4,157
	UK OF GREAT BRITAIN AND N. IRELAND	855.11	9,834	451,086	10,177
	UNITED STATES OF AMERICA	4,852.54	38,334	1,758,380	42,140
	VIETNAM	4,129.74	168,051	7,708,499	177,404
711790	Imitation jewellery, of other non-precious metal, n.e.s.	185,607.07	1,698,924	77,929,645	1,794,953
	DEMOCRATIC PEOPLE'S REP. OF KOREA	107.28	219	10,046	226
	FRANCE	114.36	2,977	136,555	3,199
	GERMANY	118.46	802	36,787	891
	HONG KONG, CHINA	13,136.49	214,826	9,854,068	226,340
	INDIA	579.69	14,725	675,436	15,622
	INDONESIA	2,596.50	25,429	1,166,429	26,996
	ITALY	1.46	116	5,321	121
	JAPAN	1,450.80	44,383	2,035,849	50,473
	LUXEMBOURG	4,918.79	442,648	20,304,264	464,687
	MALAYSIA	626.29	12,062	553,284	13,335
	PEOPLE'S REPUBLIC OF CHINA	146,713.48	599,264	27,488,239	628,209
	PORTUGAL	264.29	3,190	146,325	3,365
	REPUBLIC OF KOREA	7,071.92	39,266	1,801,132	42,052
	SINGAPORE	408.51	46,213	2,119,790	50,973
	SPAIN	2,751.79	138,264	6,342,170	149,065
	TAIWAN (REP. OF CHINA)	2,665.57	66,254	3,039,071	68,387
	THAILAND	28.62	8,369	383,886	8,394
	UK OF GREAT BRITAIN AND N. IRELAND	89.00	2,665	122,244	2,818
	UNITED STATES OF AMERICA	980.13	15,337	703,508	16,893
	VIETNAM	983.64	21,915	1,005,241	22,907
7118	Coin.	7,047,036.98	30,297,715	1,389,756,186	31,652,053
711810	Coin (other than gold coin), not being legal tender	3,117,268.71	13,224,088	606,588,917	13,878,077
	AUSTRALIA	0.84	71	3,257	80
	AUSTRIA	0.39	44	2,018	46
	BELGIUM	0.90	693	31,788	716
	CANADA	842,854.23	3,258,019	149,445,332	3,403,461
	PEOPLE'S REPUBLIC OF CHINA	14,359.68	37,560	1,722,877	39,403
	REPUBLIC OF KOREA	1,679.70	17,267	792,037	17,754
	TURKEY	453,791.13	3,007,324	137,945,952	3,167,283
	UK OF GREAT BRITAIN AND N. IRELAND	1.67	155	7,110	176
	UNITED STATES OF AMERICA	1,804,580.17	6,902,955	316,638,546	7,249,158
711890	Coin (other than gold coin), other than sub-item 711810	3,929,768.27	17,073,627	783,167,269	17,773,976
	CANADA	967,941.91	3,700,335	169,734,366	3,880,117
	GERMANY	407,789.40	1,471,558	67,500,365	1,587,973
	HONG KONG, CHINA	1.16	824	37,797	858
	INDIA	0.39	126	5,780	131
	PEOPLE'S REPUBLIC OF CHINA	470.40	735	33,714	739
	REPUBLIC OF KOREA	733.04	6,270	287,605	6,442
	TURKEY	758,823.04	5,027,913	230,630,369	5,196,304
	UNITED STATES OF AMERICA	1,794,008.93	6,865,866	314,937,273	7,101,412

TABLE 8 - Continued

PSCC CODE	COMMODITY AND COUNTRY OF ORIGIN	GROSS WEIGHT (GK)	FOB VALUE		CIF
			DOLLARS	PESOS	DOLLARS
72	Iron and steel	5,086,427,696.27	2,348,560,562	107,728,472,987	2,471,911,794
7201	Pig iron and spiegeleisen in pigs, blocks or other primary forms.	918,609.44	431,121	19,775,521	453,419
720110	Non-alloy pig iron containing by weight 0.5% or less of phosphorus	242,516.78	100,311	4,601,266	106,772
	BRAZIL	39,928.79	16,167	741,580	17,756
	JAPAN	499.16	2,070	94,951	2,136
	NIGERIA	35,720.00	19,646	901,162	20,303
	TAIWAN (REP. OF CHINA)	166,368.00	62,388	2,861,738	66,535
	UNITED STATES OF AMERICA	0.83	40	1,835	42
720120	Non-alloy pig iron containing by weight more than 0.5% of phosphorus	646,068.40	319,166	14,640,144	334,459
	HONG KONG, CHINA	217,660.71	43,769	2,007,684	44,775
	PEOPLE'S REPUBLIC OF CHINA	428,407.69	275,397	12,632,460	289,684
720150	Alloy pig iron; spiegeleisen	30,024.26	11,644	534,111	12,188
	JAPAN	16,636.00	8,318	381,547	8,768
	TAIWAN (REP. OF CHINA)	13,388.26	3,326	152,564	3,420
7202	Ferro-alloys.	9,847,769.89	7,723,879	354,294,331	7,966,824
720211	Ferro-manganese, containing by weight more than 2% of carbon	6,015,262.53	3,168,921	145,358,407	3,217,604
	GERMANY	18,365.23	32,054	1,470,317	32,640
	INDIA	1,919,659.68	1,590,111	72,938,392	1,625,185
	PEOPLE'S REPUBLIC OF CHINA	3,930,927.84	1,418,986	65,088,888	1,427,260
	REPUBLIC OF KOREA	87,847.29	84,175	3,861,107	87,694
	SOUTH AFRICA, REP. OF	58,462.49	43,595	1,999,703	44,825
720219	Other ferro-manganese	235,078.49	343,941	15,776,574	365,020
	INDIA	19,917.19	39,231	1,799,526	39,890
	JAPAN	427.41	2,532	116,143	2,534
	NETHERLANDS	17,255.03	19,587	898,456	21,220
	NORWAY	52,861.55	71,689	3,288,374	78,261
	PEOPLE'S REPUBLIC OF CHINA	6,163.55	12,853	589,567	12,980
	REPUBLIC OF KOREA	36,208.85	46,104	2,114,790	47,993
	SINGAPORE	3,605.99	23,364	1,071,707	25,034
	SOUTH AFRICA, REP. OF	56,033.77	67,016	3,074,024	69,602
	TAIWAN (REP. OF CHINA)	269.28	196	8,991	201
	THAILAND	4,408.96	6,583	301,962	6,591
	TURKEY	37,926.91	54,786	2,513,034	60,714
720221	Ferro-silicon, containing by weight more than 55% of silicon	801,757.23	902,123	41,380,382	920,557
	JAPAN	16,011.55	28,308	1,298,488	29,107
	TAIWAN (REP. OF CHINA)	282,367.44	318,568	14,612,714	327,589
	VIETNAM	503,378.24	555,247	25,469,180	563,861
720229	Other ferro-silicon	829,005.18	835,361	38,318,011	878,342
	INDIA	14,205.69	25,532	1,171,153	25,644
	JAPAN	45,770.05	81,480	3,737,488	85,693
	PEOPLE'S REPUBLIC OF CHINA	83,901.26	68,556	3,144,664	70,729
	SINGAPORE	62,876.18	36,957	1,695,218	39,269
	TAIWAN (REP. OF CHINA)	8,172.36	8,780	402,739	8,800
	VIETNAM	614,079.64	614,056	28,166,749	648,207
720230	Ferro-silico-manganese	1,702,709.65	1,325,152	60,784,722	1,360,955
	INDIA	1,563,721.87	1,205,481	55,295,413	1,235,358
	INDONESIA	122,326.48	96,162	4,410,951	100,830

TABLE 8 - Continued

PSCC CODE	COMMODITY AND COUNTRY OF ORIGIN	GROSS WEIGHT (GK)	FOB VALUE		CIF
			DOLLARS	PESOS	DOLLARS
	JAPAN	7,895.82	13,380	613,741	14,232
	TAIWAN (REP. OF CHINA)	8,765.48	10,129	464,617	10,535
720241	Ferro-chromium, containing by weight more than 4% of carbon	55,743.56	88,915	4,078,531	95,663
	MEXICO	37,967.71	75,764	3,475,295	81,669
	TAIWAN (REP. OF CHINA)	17,775.85	13,151	603,236	13,994
720249	Other ferro-chromium	151,565.82	488,481	22,406,623	503,692
	INDIA	25,618.94	61,896	2,839,170	62,828
	JAPAN	2,034.29	9,244	424,022	9,310
	MEXICO	19,679.26	90,920	4,170,500	93,792
	NETHERLANDS	29,809.02	67,235	3,084,069	69,083
	REPUBLIC OF KOREA	35,142.73	170,363	7,814,551	175,839
	TAIWAN (REP. OF CHINA)	17,081.19	37,747	1,731,455	39,425
	THAILAND	6,536.01	17,546	804,835	18,512
	VIETNAM	15,664.38	33,530	1,538,021	34,903
720270	Ferro-molybdenum	14,203.27	142,346	6,529,411	146,659
	INDIA	2,794.51	27,916	1,280,507	28,229
	JAPAN	2,212.10	20,444	937,766	20,703
	NETHERLANDS	1,711.16	21,995	1,008,911	22,599
	REPUBLIC OF KOREA	4,072.86	38,074	1,746,454	39,531
	TAIWAN (REP. OF CHINA)	3,412.64	33,917	1,555,773	35,597
720280	Ferro-tungsten and ferro-silico-tungsten	1,720.38	49,730	2,281,115	57,022
	PEOPLE'S REPUBLIC OF CHINA	846.94	26,889	1,233,398	27,653
	REPUBLIC OF KOREA	873.44	22,841	1,047,717	29,369
720291	Ferro-titanium and ferro-silico-titanium	17,998.11	224,106	10,279,742	239,294
	JAPAN	17,127.81	220,290	10,104,702	235,217
	PEOPLE'S REPUBLIC OF CHINA	870.30	3,816	175,040	4,077
720292	Ferro-vanadium	873.42	10,758	493,469	13,833
	REPUBLIC OF KOREA	873.42	10,758	493,469	13,833
720293	Ferro-niobium	3,815.09	114,208	5,238,721	136,596
	REPUBLIC OF KOREA	1,746.85	49,653	2,277,583	63,845
	SINGAPORE	316.57	5,836	267,697	5,896
	TAIWAN (REP. OF CHINA)	1,751.67	58,719	2,693,441	66,855
720299	Other ferro-alloys, n.e.s.	18,037.16	29,837	1,368,623	31,587
	HONG KONG, CHINA	701.99	10,835	497,001	11,132
	JAPAN	9,262.52	7,327	336,089	7,997
	REPUBLIC OF KOREA	113.56	1,250	57,338	1,340
	SWEDEN	0.83	908	41,650	1,030
	TAIWAN (REP. OF CHINA)	7,958.26	9,517	436,545	10,088
7203	Ferrous products obtained by direct reduction of iron ore and other spongy ferrous products, in lumps, pellets or similar forms; iron having a minimum purity by weight of 99.94%, in lumps, pellets or similar forms.	4,684.56	14,383	659,748	17,602
720390	Other spongy ferrous products; iron having minimum purity by weight of 99.94%, in lumps, pellets or similar forms	4,684.56	14,383	659,748	17,602
	JAPAN	1,793.33	8,801	403,702	9,053
	PEOPLE'S REPUBLIC OF CHINA	2,719.93	3,022	138,619	3,506
	REPUBLIC OF KOREA	141.75	1,289	59,126	3,617
	THAILAND	29.55	1,271	58,301	1,426

TABLE 8 - Continued

PSCC CODE	COMMODITY AND COUNTRY OF ORIGIN	GROSS WEIGHT (GK)	FOB VALUE		CIF
			DOLLARS	PESOS	DOLLARS
7204	Ferrous waste and scrap; remelting scrap ingots of iron or steel.	9,844,882.35	3,635,664	166,767,907	3,962,227
720410	Waste and scrap of cast iron	21,613.09	7,154	328,154	7,875
	MALAYSIA	21,613.09	7,154	328,154	7,875
720421	Waste and scrap of stainless steel	769,806.48	1,146,383	52,584,588	1,223,784
	BELGIUM	39.27	3,356	153,940	3,493
	FRANCE	37.29	1,254	57,521	1,306
	GERMANY	8.78	4,666	214,029	4,857
	INDIA	170.95	30,014	1,376,742	30,866
	INDONESIA	290,402.05	39,423	1,808,333	40,821
	ITALY	850.73	3,600	165,132	3,747
	JAPAN	54,017.21	160,369	7,356,126	167,542
	PEOPLE'S REPUBLIC OF CHINA	47,965.02	55,255	2,534,547	57,436
	REPUBLIC OF KOREA	9,237.28	20,965	961,665	21,655
	SINGAPORE	323.96	2,348	107,703	2,467
	SWITZERLAND	362.78	15,799	724,700	16,609
	TAIWAN (REP. OF CHINA)	361,234.54	712,663	32,689,852	770,042
	THAILAND	736.32	6,722	308,338	7,474
	UK OF GREAT BRITAIN AND N. IRELAND	1.00	1,352	62,016	1,508
	UNITED STATES OF AMERICA	4,419.30	88,597	4,063,944	93,961
720429	Waste and scrap of other alloy steel	1,631,232.41	373,845	17,148,270	411,093
	HONG KONG, CHINA	5,935.71	5,540	254,120	6,313
	INDIA	15,785.17	81,331	3,730,653	97,304
	JAPAN	62,199.29	37,013	1,697,786	38,520
	PEOPLE'S REPUBLIC OF CHINA	252,092.72	46,786	2,146,074	47,345
	REPUBLIC OF KOREA	16,201.11	20,107	922,308	23,188
	TAIWAN (REP. OF CHINA)	1,278,964.58	182,522	8,372,284	197,853
	THAILAND	0.38	23	1,055	25
	UNITED STATES OF AMERICA	53.45	523	23,990	545
720430	Waste and scrap of tinned iron or steel	158,178.11	183,953	8,437,924	210,937
	JAPAN	65,282.56	15,598	715,480	17,589
	PEOPLE'S REPUBLIC OF CHINA	79,148.99	36,369	1,668,246	38,587
	VIETNAM	13,746.56	131,986	6,054,198	154,761
720441	Turnings, shavings, chips, milling waste, sawdust, filings, trimmings and stampings, whether or not in bundles	305,158.30	67,226	3,083,657	76,645
	JAPAN	0.83	322	14,770	365
	PEOPLE'S REPUBLIC OF CHINA	303,730.88	59,433	2,726,192	68,287
	SINGAPORE	1,426.59	7,471	342,695	7,993
720449	Ferrous waste and scrap, n.e.s.	6,952,016.57	1,843,901	84,579,738	2,017,353
	AUSTRALIA	28,766.51	5,005	229,579	5,210
	CANADA	71,921.05	17,562	805,569	17,641
	CHILE	53,597.81	11,439	524,707	13,533
	HONG KONG, CHINA	38.33	23	1,055	25
	JAPAN	92,258.40	336,289	15,425,576	356,472
	MALAYSIA	620,815.91	23,544	1,079,963	24,209
	PEOPLE'S REPUBLIC OF CHINA	5,056,432.58	1,258,150	57,711,341	1,396,359
	REPUBLIC OF KOREA	68,462.85	15,762	723,003	16,083
	TAIWAN (REP. OF CHINA)	914,503.04	166,352	7,630,566	177,215
	UNITED STATES OF AMERICA	45,220.09	9,775	448,379	10,606
720450	Remelting scrap ingots of iron or steel	6,877.39	13,202	605,576	14,540
	TAIWAN (REP. OF CHINA)	6,877.39	13,202	605,576	14,540
7205	Granules and powders, of pig iron, spiegeleisen, iron or steel.	1,713,639.53	1,550,063	71,101,391	1,637,938

TABLE 8 - Continued

PSCC CODE	COMMODITY AND COUNTRY OF ORIGIN	GROSS WEIGHT (GK)	FOB VALUE		CIF
			DOLLARS	PESOS	DOLLARS
720510	Granules, of pig iron, spiegeleisen, iron or steel	503,045.98	347,508	15,940,194	366,384
	ITALY	1,145.86	8,241	378,015	8,270
	JAPAN	8,064.52	34,502	1,582,607	37,386
	PEOPLE'S REPUBLIC OF CHINA	247,505.01	125,625	5,762,419	131,515
	REPUBLIC OF KOREA	109,953.85	70,256	3,222,643	74,650
	TAIWAN (REP. OF CHINA)	14,239.42	27,134	1,244,637	28,614
	THAILAND	122,137.32	81,750	3,749,873	85,949
720521	Powders of alloy steel	8,846.83	14,195	651,124	15,130
	JAPAN	48.44	1,528	70,089	1,656
	PEOPLE'S REPUBLIC OF CHINA	678.79	2,676	122,748	2,819
	SINGAPORE	5,102.82	4,789	219,671	4,919
	THAILAND	1,718.94	1,593	73,071	1,637
	UNITED STATES OF AMERICA	1,297.84	3,609	165,545	4,099
720529	Other powders, of pig iron, spiegeleisen, iron or steel	1,201,746.72	1,188,360	54,510,073	1,256,424
	AUSTRALIA	273,479.46	164,067	7,525,753	170,098
	CANADA	118,051.29	126,440	5,799,803	139,736
	GERMANY	0.71	62	2,844	65
	INDIA	105,570.39	133,143	6,107,269	140,291
	ITALY	83,089.61	83,632	3,836,200	90,816
	JAPAN	4,861.82	35,106	1,610,312	36,882
	PEOPLE'S REPUBLIC OF CHINA	200,101.75	233,221	10,697,847	237,597
	REPUBLIC OF KOREA	3,109.32	3,395	155,729	3,523
	SINGAPORE	177,399.07	160,007	7,339,521	170,571
	SWEDEN	219,808.14	203,788	9,347,756	217,156
	TAIWAN (REP. OF CHINA)	2,822.79	1,709	78,392	1,877
	THAILAND	645.74	11,960	548,605	14,341
	UNITED STATES OF AMERICA	12,806.63	31,830	1,460,042	33,471
7206	Iron and non-alloy steel in ingots or other primary forms (excluding iron of heading 72.03).	471,585.16	614,892	28,205,096	656,276
720610	Ingots of iron and non-alloy steel (excluding iron of heading No 72.03)	280,253.71	414,222	19,000,363	430,015
	JAPAN	50,037.34	152,901	7,013,569	159,198
	TAIWAN (REP. OF CHINA)	229,275.69	245,707	11,270,580	254,774
	THAILAND	940.68	15,614	716,214	16,043
720690	Other primary forms of iron and non-alloy steel (excluding iron of heading No. 72.03)	191,331.45	200,670	9,204,733	226,261
	BELGIUM	16.50	28	1,284	32
	JAPAN	3,438.94	9,002	412,922	9,267
	PEOPLE'S REPUBLIC OF CHINA	725.90	675	30,962	716
	REPUBLIC OF KOREA	129,290.16	147,834	6,781,146	169,506
	TAIWAN (REP. OF CHINA)	57,824.23	35,978	1,650,311	39,555
	THAILAND	23.35	6,243	286,366	6,243
	UNITED STATES OF AMERICA	0.87	777	35,641	800
	VIETNAM	11.50	133	6,101	142
7207	Semi-finished products of iron or non-alloy steel.	1,301,770,630.26	445,361,936	20,428,752,005	460,818,856
720711	Semi-finished products of iron or non-alloy steel, containing by weight less than 0.25% of carbon of rectangular (including square) cross-section, the width measuring less than twice the thickness	1,231,059,883.55	420,898,093	19,306,595,526	435,519,852
	AUSTRALIA	16,068,694.52	4,360,239	200,004,163	4,913,673
	PEOPLE'S REPUBLIC OF CHINA	998,157,080.75	343,480,216	15,755,437,508	355,159,695
	REPUBLIC OF KOREA	405.98	3,009	138,023	3,122
	RUSSIAN FEDERATION	199,815,015.57	66,385,686	3,045,111,417	68,765,311
	VIETNAM	17,018,686.73	6,668,943	305,904,415	6,678,051

TABLE 8 - Continued

PSCC CODE	COMMODITY AND COUNTRY OF ORIGIN	GROSS WEIGHT (GK)	FOB VALUE		CIF
			DOLLARS	PESOS	DOLLARS
720712	Other semi-finished products of iron or non-alloy steel, containing by weight less than 0.25% of carbon of rectangular (including square) cross-section	894,329.52	460,720	21,133,226	477,349
	CHILE	1,028.46	955	43,806	1,124
	JAPAN	158,263.07	140,789	6,457,991	156,177
	PEOPLE'S REPUBLIC OF CHINA	734,724.73	298,877	13,709,488	299,383
	UNITED STATES OF AMERICA	313.26	20,099	921,941	20,665
720719	Semi-finished products of iron or non-alloy steel, containing by weight less than 0.25% of carbon, n.e.s.	891,070.39	372,401	17,082,034	404,861
	PEOPLE'S REPUBLIC OF CHINA	890,981.52	320,753	14,712,940	351,125
	UNITED STATES OF AMERICA	88.87	51,648	2,369,094	53,736
720720	Semi-finished products of iron or non-alloy steel, containing by weight 0.25% or more of carbon	68,925,346.80	23,630,722	1,083,941,219	24,416,794
	AUSTRALIA	2,626.56	5,527	253,523	5,679
	JAPAN	4,781,540.61	1,690,534	77,544,795	1,695,784
	MALAYSIA	8,506,912.28	2,694,564	123,599,651	2,780,103
	PEOPLE'S REPUBLIC OF CHINA	51,366,127.20	17,404,607	798,349,324	18,096,616
	REPUBLIC OF KOREA	5,785.46	32,514	1,491,417	33,428
	VIETNAM	4,262,354.69	1,802,976	82,702,509	1,805,184
7208	Flat-rolled products of iron or non-alloy steel, of a width of 600 mm or more, hot-rolled, not clad, plated or coated.	342,980,137.38	154,944,996	7,107,326,969	164,643,327
720810	Flat-rolled products of iron or non-alloy steel, in coils, not further worked than hot-rolled, with patterns in relief, of a width of 600 mm or more, hot-rolled, not clad, plated or coated	19,272,239.36	8,537,447	391,612,694	8,854,845
	AUSTRALIA	162,520.98	173,374	7,952,665	202,426
	JAPAN	427,546.31	343,323	15,748,226	360,808
	PEOPLE'S REPUBLIC OF CHINA	1,163,942.28	616,196	28,264,911	646,179
	REPUBLIC OF KOREA	7,048,398.24	3,139,574	144,012,260	3,254,015
	TAIWAN (REP. OF CHINA)	10,469,831.55	4,264,980	195,634,632	4,391,417
720825	Other flat-rolled products of iron or non-alloy steel, in coils, not further worked than hot-rolled, pickled, of a thickness of 4.75 mm or more, of a width of 600 mm or more, hot-rolled, not clad, plated or coated	86,487,230.66	38,177,565	1,751,204,906	39,032,449
	AUSTRALIA	245,291.62	186,421	8,551,131	189,669
	GERMANY	92,906.76	60,718	2,785,135	62,389
	HONG KONG, CHINA	17,779.91	9,923	455,168	10,207
	JAPAN	39,569,018.87	16,771,113	769,290,953	17,001,769
	KENYA	3,651.67	2,191	100,501	2,254
	PEOPLE'S REPUBLIC OF CHINA	5,855,047.11	3,239,765	148,608,020	3,289,633
	REPUBLIC OF KOREA	12,758,650.61	6,264,780	287,365,459	6,582,147
	SINGAPORE	188,184.93	161,751	7,419,518	166,475
	SWITZERLAND	5.83	413	18,944	425
	TAIWAN (REP. OF CHINA)	27,756,693.35	11,480,490	526,610,077	11,727,481
720826	Other flat-rolled products of iron or non-alloy steel, in coils, not further worked than hot-rolled, pickled, of a thickness of 3 mm, of a width of 600 mm or more, hot-rolled, not clad, plated or coated,	608,057.30	342,546	15,712,586	369,594
	HONG KONG, CHINA	107.16	6,634	304,302	6,816
	JAPAN	131,934.92	100,619	4,615,393	110,166
	PEOPLE'S REPUBLIC OF CHINA	16,921.87	8,562	392,739	9,187
	REPUBLIC OF KOREA	125,075.06	66,405	3,045,998	73,743
	TAIWAN (REP. OF CHINA)	322,901.34	150,353	6,896,692	158,972
	THAILAND	11,116.95	9,973	457,462	10,710
720827	Other flat-rolled products of iron or non-alloy steel, in coils, not further worked than hot-rolled, pickled, of a thickness less than 3 mm, of a width of 600 mm or more, hot-rolled, not clad, plated or coated	59,435,880.58	29,671,760	1,361,043,631	32,236,788

TABLE 8 - Continued

PSCC CODE	COMMODITY AND COUNTRY OF ORIGIN	GROSS WEIGHT (GK)	FOB VALUE		CIF
			DOLLARS	PESOS	DOLLARS
	AUSTRALIA	314.00	1,919	88,025	2,050
	BELGIUM	4,561.22	8,286	380,079	8,605
	DEMOCRATIC PEOPLE'S REP. OF KOREA	5,504.79	1,916	87,887	2,047
	HONG KONG, CHINA	1,895.42	1,697	77,841	1,787
	INDIA	4,344.91	14,764	677,225	14,776
	INDONESIA	7,635.95	1,666	76,420	1,782
	JAPAN	46,981,604.31	23,667,790	1,085,641,528	25,863,287
	PEOPLE'S REPUBLIC OF CHINA	7,922,007.81	3,176,617	145,711,421	3,394,268
	REPUBLIC OF KOREA	985,962.40	599,251	27,487,643	626,182
	SINGAPORE	54,398.83	118,037	5,414,357	121,917
	SWEDEN	3,996.54	21,265	975,426	21,282
	TAIWAN (REP. OF CHINA)	3,036,886.98	1,485,575	68,143,325	1,586,095
	THAILAND	7,146.02	6,493	297,834	6,997
	UK OF GREAT BRITAIN AND N. IRELAND	3.72	429	19,678	447
	UNITED STATES OF AMERICA	14,771.46	12,751	584,888	13,658
	VIETNAM	404,846.22	553,304	25,380,054	571,608
720836	Other flat-rolled products of iron or non-alloy steel, in coils, not further worked than hot-rolled, of a thickness exceeding 10 mm, of a width of 600 mm or more, hot-rolled, not clad, plated or coated	5,645,217.09	2,709,582	124,288,528	2,968,958
	JAPAN	167,159.73	114,133	5,235,281	121,827
	MALAYSIA	26,648.92	85,795	3,935,417	90,589
	PEOPLE'S REPUBLIC OF CHINA	761,173.14	532,206	24,412,289	544,838
	REPUBLIC OF KOREA	3,760,500.02	1,618,497	74,240,458	1,818,838
	TAIWAN (REP. OF CHINA)	924,325.68	352,264	16,158,350	385,862
	UNITED STATES OF AMERICA	5,409.60	6,687	306,733	7,004
720837	Other flat-rolled products of iron or non-alloy steel, in coils, not further worked than hot-rolled, of a thickness of 4.75 mm or more but not exceeding 10 mm, of a width of 600 mm or more, hot-rolled, not clad, plated or coated	11,617,083.20	4,500,902	206,456,375	4,856,507
	JAPAN	1,716,874.28	942,987	43,254,814	1,052,376
	PEOPLE'S REPUBLIC OF CHINA	2,766,215.64	1,026,099	47,067,161	1,083,336
	REPUBLIC OF KOREA	46,955.36	17,822	817,495	19,042
	SINGAPORE	36,213.75	43,448	1,992,960	46,420
	TAIWAN (REP. OF CHINA)	7,050,824.17	2,470,546	113,323,945	2,655,333
720838	Other flat-rolled products of iron or non-alloy steel, in coils, not further worked than hot-rolled, of a thickness of 3 mm or more but less than 4.75 mm, of a width of 600 mm or more, hot-rolled, not clad, plated or coated	38,539,777.19	17,124,088	785,481,917	18,242,284
	JAPAN	18,271,027.35	8,938,456	410,006,977	9,413,507
	PEOPLE'S REPUBLIC OF CHINA	10,842,350.99	4,535,040	208,022,285	4,904,925
	REPUBLIC OF KOREA	1,170,357.65	765,253	35,102,155	810,586
	TAIWAN (REP. OF CHINA)	8,255,612.95	2,882,884	132,237,889	3,110,710
	UNITED STATES OF AMERICA	428.25	2,455	112,611	2,556
720839	Other flat-rolled products of iron or non-alloy steel, in coils, not further worked than hot-rolled, of a thickness of less than 3 mm, of a width of 600 mm or more, hot-rolled, not clad, plated or coated	80,912,801.22	33,845,825	1,552,507,995	36,002,264
	JAPAN	16,012,386.60	7,076,202	324,585,386	7,812,601
	PEOPLE'S REPUBLIC OF CHINA	29,216,333.49	13,179,204	604,530,088	13,632,124
	REPUBLIC OF KOREA	6,355,750.47	2,489,221	114,180,568	2,654,093
	SINGAPORE	71,459.33	37,167	1,704,850	39,250
	TAIWAN (REP. OF CHINA)	29,256,871.33	11,064,031	507,507,103	11,864,196
720840	Flat-rolled products of iron or non-alloy steel, not in coils, not further worked than hot-rolled, with patterns in relief, of a width of 600 mm or more, hot-rolled, not clad, plated or coated	441,358.57	360,361	16,529,759	402,348
	JAPAN	243,218.23	229,549	10,529,413	262,952
	PEOPLE'S REPUBLIC OF CHINA	198,140.34	130,812	6,000,346	139,396

TABLE 8 - Continued

PSCC CODE	COMMODITY AND COUNTRY OF ORIGIN	GROSS WEIGHT (GK)	FOB VALUE		CIF
			DOLLARS	PESOS	DOLLARS
720851	Other flat-rolled products of iron or non-alloy steel, not in coils, not further worked than hot-rolled, of a thickness exceeding 10 mm, of a width of 600 mm or more, hot-rolled, not clad, plated or coated	11,651,089.03	6,530,875	299,571,237	7,337,539
	JAPAN	5,958,476.84	3,159,167	144,910,990	3,579,584
	PEOPLE'S REPUBLIC OF CHINA	2,262,720.32	1,389,709	63,745,952	1,488,294
	REPUBLIC OF KOREA	2,803,043.10	1,597,452	73,275,124	1,845,338
	SINGAPORE	35,005.25	23,833	1,093,220	26,134
	TAIWAN (REP. OF CHINA)	569,204.15	338,214	15,513,876	372,444
	UNITED STATES OF AMERICA	22,639.37	22,500	1,032,075	25,745
720852	Other flat-rolled products of iron or non-alloy steel, not in coils, not further worked than hot-rolled, of a thickness of 4.75 mm but not exceeding 10 mm, of a width of 600 mm or more, hot-rolled, not clad, plated or coated	14,813,862.95	5,945,132	272,703,204	6,547,668
	JAPAN	9,292,972.90	4,000,258	183,491,834	4,409,849
	PEOPLE'S REPUBLIC OF CHINA	48,621.97	19,664	901,988	20,494
	REPUBLIC OF KOREA	5,071,956.94	1,720,383	78,913,968	1,890,756
	TAIWAN (REP. OF CHINA)	400,311.14	204,827	9,395,414	226,569
720853	Other flat-rolled products of iron or non-alloy steel, not in coils, not further worked than hot-rolled, of a thickness of 3 mm or more but less than 4.75 mm, of a width of 600 mm or more, hot-rolled, not clad, plated or coated	349,552.50	186,452	8,552,553	195,962
	JAPAN	41,164.05	25,906	1,188,308	28,002
	PEOPLE'S REPUBLIC OF CHINA	280,308.04	138,685	6,361,481	145,122
	REPUBLIC OF KOREA	19,010.96	15,037	689,747	15,683
	TAIWAN (REP. OF CHINA)	9,069.45	6,824	313,017	7,155
720854	Other flat-rolled products of iron or non-alloy steel, not in coils, not further worked than hot-rolled, of a thickness of less than 3 mm, of a width of 600 mm or more, hot-rolled, not clad, plated or coated	996,234.95	548,417	25,155,887	592,832
	JAPAN	1,954.17	535	24,540	572
	PEOPLE'S REPUBLIC OF CHINA	731,979.45	351,983	16,145,460	379,700
	REPUBLIC OF KOREA	262,301.33	195,899	8,985,887	212,560
720890	Flat-rolled products of iron or non-alloy steel, n.e.s., of a width of 600 mm or more, hot-rolled, not clad, plated or coated	12,209,752.78	6,464,044	296,505,697	7,003,289
	GERMANY	41,486.41	30,887	1,416,786	32,623
	HONG KONG, CHINA	493,221.32	180,923	8,298,938	194,496
	JAPAN	1,035,035.90	1,117,693	51,268,578	1,238,748
	MALAYSIA	1,084.67	611	28,027	788
	PEOPLE'S REPUBLIC OF CHINA	7,474,855.07	3,391,213	155,554,940	3,621,234
	REPUBLIC OF KOREA	778,839.68	537,159	24,639,483	616,206
	SINGAPORE	3,086.43	1,265	58,026	1,391
	TAIWAN (REP. OF CHINA)	2,365,556.34	1,181,345	54,188,295	1,271,922
	THAILAND	11,517.16	10,013	459,296	10,750
	UNITED STATES OF AMERICA	5,069.80	12,935	593,328	15,131
7209	Flat-rolled products of iron or non-alloy steel, of a width of 600 mm or more, cold-rolled (cold-reduced), not clad, plated or coated.	361,227,162.21	197,191,222	9,045,161,346	210,281,262
720915	Flat-rolled products of iron or non-alloy steel, in coils, not further worked than cold-rolled (cold-reduced) of a thickness of 3 mm or more, of a width of 600 mm or more, cold-rolled (cold-reduced), not clad, plated or coated	2,449,180.57	1,192,293	54,690,480	1,299,476
	JAPAN	484,221.60	392,124	17,986,728	412,055
	PEOPLE'S REPUBLIC OF CHINA	1,739,826.33	691,167	31,703,830	772,110
	REPUBLIC OF KOREA	773.33	464	21,284	486
	TAIWAN (REP. OF CHINA)	224,359.31	108,538	4,978,638	114,825
720916	Flat-rolled products of iron or non-alloy steel, in coils, not further worked than cold-rolled (cold-reduced) of a thickness exceeding 1 mm but less than mm, of a width of 600 mm or more, cold-rolled (cold-reduced), not clad, plated or coated	48,170,090.41	23,400,074	1,073,361,393	27,140,648

TABLE 8 - Continued

PSCC CODE	COMMODITY AND COUNTRY OF ORIGIN	GROSS WEIGHT (GK)	FOB VALUE		CIF
			DOLLARS	PESOS	DOLLARS
	INDIA	16,910.24	12,463	571,678	13,762
	JAPAN	8,582,569.31	5,249,609	240,799,565	5,699,660
	PEOPLE'S REPUBLIC OF CHINA	37,350,109.92	16,628,127	762,732,185	19,792,956
	REPUBLIC OF KOREA	534,006.55	326,113	14,958,803	362,515
	SINGAPORE	169,072.19	112,612	5,165,512	119,667
	TAIWAN (REP. OF CHINA)	1,472,904.00	1,044,617	47,916,582	1,123,803
	THAILAND	12,453.97	11,706	536,954	12,444
	UNITED STATES OF AMERICA	32,064.23	14,827	680,114	15,841
720917	Flat-rolled products of iron or non-alloy steel, in coils, not further worked than cold-rolled (cold-reduced) of a thickness of 0.5 mm or more but not exceeding 1 mm, of a width of 600 mm or more, cold-rolled (cold-reduced), not clad, plated or coated	211,107,789.79	104,035,973	4,772,130,080	110,086,388
	AUSTRALIA	122,144.33	62,659	2,874,168	63,326
	INDIA	712,202.76	506,535	23,234,760	521,249
	INDONESIA	146,594.87	227,223	10,422,719	241,727
	JAPAN	17,291,542.41	10,214,173	468,524,116	11,088,713
	PEOPLE'S REPUBLIC OF CHINA	131,785,369.79	62,404,382	2,862,489,002	66,301,564
	REPUBLIC OF KOREA	4,852,293.88	2,410,444	110,567,066	2,515,642
	SINGAPORE	210,371.75	137,512	6,307,675	142,532
	TAIWAN (REP. OF CHINA)	52,210,716.65	26,358,131	1,209,047,469	27,443,638
	THAILAND	395.11	1,132	51,925	1,163
	UNITED STATES OF AMERICA	7.15	258	11,834	290
	VIETNAM	3,776,151.09	1,713,524	78,599,346	1,766,544
720918	Flat-rolled products of iron or non-alloy steel, in coils, not further worked than cold-rolled (cold-reduced) of a thickness of less than 0.5 mm, of a width of 600 mm or more, cold-rolled (cold-reduced), not clad, plated or coated	58,085,944.07	28,895,942	1,325,456,857	30,831,273
	AUSTRALIA	47,388.93	193,147	8,859,653	206,362
	HONG KONG, CHINA	238,222.58	113,204	5,192,667	122,608
	INDIA	390,854.29	200,704	9,206,292	211,978
	JAPAN	6,218,491.70	4,564,116	209,356,001	4,811,248
	PEOPLE'S REPUBLIC OF CHINA	32,181,218.38	14,575,512	668,578,735	15,521,788
	REPUBLIC OF KOREA	3,194,216.68	1,366,010	62,658,878	1,485,659
	SINGAPORE	23,629.61	50,589	2,320,517	53,690
	TAIWAN (REP. OF CHINA)	15,534,088.04	7,714,056	353,843,749	8,287,755
	VIETNAM	257,833.86	118,604	5,440,365	130,185
720925	Flat-rolled products of iron or non-alloy steel, not in coils, not further worked than cold-rolled (cold-reduced) of a thickness of 3 mm or more, of a width of 600 mm or more, cold-rolled (cold-reduced), not clad, plated or coated	7,110.04	13,067	599,383	15,262
	INDONESIA	7,110.04	13,067	599,383	15,262
720926	Flat-rolled products of iron or non-alloy steel, not in coils, not further worked than cold-rolled (cold-reduced) of a thickness exceeding 1 mm but less than mm, of a width of 600 mm or more, cold-rolled (cold-reduced), not clad, plated or coated	384,130.35	296,809	13,614,628	297,260
	INDIA	1,329.39	2,722	124,858	2,722
	JAPAN	346,080.57	276,584	12,686,908	276,584
	PEOPLE'S REPUBLIC OF CHINA	20,923.26	9,068	415,949	9,325
	TAIWAN (REP. OF CHINA)	15,797.13	8,435	386,913	8,629
720927	Flat-rolled products of iron or non-alloy steel, not in coils, not further worked than cold-rolled (cold-reduced) of a thickness of 0.5 mm or more but not exceeding 1 mm, of a width of 600 mm or more, cold-rolled (cold-reduced), not clad, plated or coated	108,507.40	85,451	3,919,637	100,302
	JAPAN	102,411.50	81,962	3,759,597	96,114
	TAIWAN (REP. OF CHINA)	6,095.90	3,489	160,040	4,188
720928	Flat-rolled products of iron or non-alloy steel, not in coils, not further worked than cold-rolled (cold-reduced) of a thickness of less than 0.5 mm, of a width of 600 mm or more, cold-rolled (cold-reduced), not clad, plated or coated	62,047.82	51,262	2,351,388	53,652
	PEOPLE'S REPUBLIC OF CHINA	62,047.82	51,262	2,351,388	53,652

TABLE 8 - Continued

PSCC CODE	COMMODITY AND COUNTRY OF ORIGIN	GROSS WEIGHT (GK)	FOB VALUE		CIF
			DOLLARS	PESOS	DOLLARS
720990	Flat-rolled products of iron or non-alloy steel, n.e.s., of a width of 600 mm or more, cold-rolled (cold-reduced), not clad, plated or coated	40,852,361.76	39,220,351	1,799,037,500	40,457,001
	BELGIUM	35,515.74	36,339	1,666,870	37,337
	CANADA	430,051.56	251,454	11,534,195	254,460
	DEMOCRATIC PEOPLE'S REP. OF KOREA	4,105,431.50	4,157,471	190,703,195	4,245,704
	HONG KONG, CHINA	467,628.64	304,506	13,967,690	306,967
	INDONESIA	299,180.66	558,481	25,617,523	647,500
	JAPAN	20,316,452.24	19,763,546	906,553,855	20,390,519
	PEOPLE'S REPUBLIC OF CHINA	8,767,720.75	7,665,237	351,604,421	7,873,123
	REPUBLIC OF KOREA	3,729,509.19	4,323,184	198,304,450	4,445,574
	SINGAPORE	431,872.52	297,588	13,650,362	306,540
	SOUTH AFRICA, REP. OF	207,216.70	127,456	5,846,407	129,747
	TAIWAN (REP. OF CHINA)	1,913,708.90	1,634,807	74,988,597	1,709,934
	THAILAND	53.56	27	1,238	30
	UNITED STATES OF AMERICA	79,620.88	51,817	2,376,846	51,998
	VIETNAM	68,398.92	48,438	2,221,851	57,568
7210	Flat-rolled products of iron or non-alloy steel, of a width of 600 mm or more, clad, plated or coated.	695,741,127.87	472,836,639	21,689,016,629	500,166,050
721011	Flat-rolled products of iron or non-alloy steel, plated or coated with tin, of a thickness of 0.5 mm or more, of a width of 600 mm or more, clad, plated or coated	2,125,043.56	1,757,149	80,600,424	1,877,063
	AUSTRIA	1,196.42	2,052	94,125	2,058
	HONG KONG, CHINA	80,255.57	65,143	2,988,109	80,067
	INDIA	20.56	518	23,761	536
	JAPAN	540,926.65	515,535	23,647,590	527,452
	PEOPLE'S REPUBLIC OF CHINA	604,854.43	429,029	19,679,560	452,484
	REPUBLIC OF KOREA	210,952.46	242,516	11,124,209	258,169
	SOUTH AFRICA, REP. OF	686,834.53	502,276	23,039,400	556,212
	UNITED STATES OF AMERICA	2.94	80	3,670	85
721012	Flat-rolled products of iron or non-alloy steel, plated or coated with tin, of a thickness less than 0.5 mm, of a width of 600 mm or more, clad, plated or coated	87,854,384.86	80,335,231	3,684,977,045	86,936,326
	BELGIUM	115,459.88	116,633	5,349,956	127,454
	CANADA	411,961.26	216,031	9,909,342	245,873
	DEMOCRATIC PEOPLE'S REP. OF KOREA	2,488,120.55	2,254,673	103,421,851	2,352,289
	GERMANY	112,803.57	114,514	5,252,757	120,528
	HONG KONG, CHINA	291,979.08	262,504	12,041,058	280,029
	INDONESIA	102,488.99	193,597	8,880,294	217,292
	JAPAN	48,864,417.73	45,752,760	2,098,679,101	50,201,988
	NETHERLANDS	14,707.09	14,867	681,949	15,884
	PEOPLE'S REPUBLIC OF CHINA	18,320,461.26	15,175,784	696,113,212	16,058,705
	REPUBLIC OF KOREA	8,775,627.72	9,948,237	456,325,631	10,687,299
	SINGAPORE	1,155,080.59	802,277	36,800,446	832,454
	SOUTH AFRICA, REP. OF	2,400,433.09	1,604,529	73,599,745	1,700,983
	TAIWAN (REP. OF CHINA)	3,532,909.88	3,183,079	146,007,834	3,350,998
	UNITED STATES OF AMERICA	1,267,934.17	695,746	31,913,869	744,550
721020	Flat-rolled products of iron or non-alloy steel, plated or coated with lead, including terne-plate, of a width of 600 mm or more, clad, plated or coated	6,085,822.70	3,782,419	173,499,559	3,821,913
	JAPAN	6,059,382.87	3,763,404	172,627,341	3,801,718
	PEOPLE'S REPUBLIC OF CHINA	26,439.83	19,015	872,218	20,195
721030	Flat-rolled products of iron or non-alloy steel, electrolytically plated or coated with zinc, of a width of 600 mm or more, clad, plated or coated	19,294,357.56	15,123,240	693,703,019	16,358,284
	INDONESIA	35,897.17	60,733	2,785,823	69,551
	JAPAN	8,447,774.00	7,271,414	333,539,760	7,981,988
	MALAYSIA	266,389.08	219,426	10,065,071	228,857
	PEOPLE'S REPUBLIC OF CHINA	2,472,697.10	1,464,842	67,192,302	1,529,268
	REPUBLIC OF KOREA	7,004,830.84	5,175,071	237,380,507	5,578,343
	SOUTH AFRICA, REP. OF	44,723.26	37,103	1,701,915	40,059
	TAIWAN (REP. OF CHINA)	1,021,866.47	893,742	40,995,945	929,232
	VIETNAM	179.64	909	41,696	986

TABLE 8 - Continued

PSCC CODE	COMMODITY AND COUNTRY OF ORIGIN	GROSS WEIGHT (GK)	FOB VALUE		CIF
			DOLLARS	PESOS	DOLLARS
721041	Flat-rolled products of iron or non-alloy steel, otherwise plated or coated with zinc, corrugated, of a width of 600 mm or more, clad, plated or coated	10,009,800.04	6,429,360	294,914,743	6,726,816
	INDONESIA	38,646.76	73,831	3,386,628	79,428
	JAPAN	88,765.28	91,556	4,199,674	106,248
	PEOPLE'S REPUBLIC OF CHINA	9,834,118.69	6,226,489	285,609,050	6,499,403
	REPUBLIC OF KOREA	43,042.10	32,092	1,472,060	35,581
	TAIWAN (REP. OF CHINA)	4,425.21	4,991	228,937	5,732
	UNITED STATES OF AMERICA	802.00	401	18,394	424
721049	Flat-rolled products of iron or non-alloy steel, otherwise plated or coated with zinc, other than corrugated, of a width of 600 mm or more, clad, plated or coated	324,531,439.37	185,809,417	8,523,077,959	195,487,090
	AUSTRALIA	295,904.48	144,172	6,613,170	154,137
	GERMANY	270.20	575	26,375	704
	HONG KONG, CHINA	184,594.22	162,048	7,433,142	167,876
	INDONESIA	18,875.21	37,005	1,697,419	38,268
	JAPAN	30,559,279.94	20,220,318	927,505,987	21,518,309
	MALAYSIA	297,880.18	227,912	10,454,324	239,135
	PEOPLE'S REPUBLIC OF CHINA	270,346,856.14	150,208,077	6,890,044,492	157,421,904
	REPUBLIC OF KOREA	8,515,145.58	5,105,142	234,172,863	5,770,865
	SINGAPORE	27,234.46	39,694	1,820,764	43,907
	SOUTH AFRICA, REP. OF	137,578.46	89,341	4,098,072	89,712
	SPAIN	211,973.42	377,025	17,294,137	431,223
	TAIWAN (REP. OF CHINA)	11,945,950.06	7,186,831	329,659,938	7,506,870
	THAILAND	1,205,892.26	1,418,423	65,063,063	1,480,327
	UK OF GREAT BRITAIN AND N. IRELAND	2,609.78	6,979	320,127	7,172
	UNITED ARAB EMIRATES, N.E.S.	8.47	55	2,523	58
	UNITED STATES OF AMERICA	241.98	509	23,348	1,057
	VIETNAM	781,144.53	585,311	26,848,215	615,566
721050	Flat-rolled products of iron or non-alloy steel, plated or coated with chromium oxides or with chromium and chromium oxides, of a width of 600 mm or more, clad, plated or coated	46,946,017.18	40,430,997	1,854,569,832	42,583,652
	INDONESIA	92,318.93	175,744	8,061,377	197,015
	JAPAN	26,488,146.48	22,118,124	1,014,558,348	23,373,512
	MALAYSIA	1,040.51	18,670	856,393	18,674
	MEXICO	70,512.22	182,783	8,384,256	199,165
	PEOPLE'S REPUBLIC OF CHINA	5,217,143.54	4,265,653	195,665,503	4,407,570
	REPUBLIC OF KOREA	6,408,555.83	5,391,037	247,286,867	5,705,342
	SINGAPORE	1,920,606.24	2,743,141	125,827,878	2,958,118
	TAIWAN (REP. OF CHINA)	4,325,816.20	3,618,124	165,963,348	3,750,238
	VIETNAM	2,421,877.23	1,917,721	87,965,862	1,974,018
721061	Flat-rolled products of iron or non-alloy steel, plated or coated with aluminum-zinc alloys, of a width of 600 mm or more, clad, plated or coated	70,143,566.68	44,429,908	2,037,999,879	46,814,541
	GERMANY	0.85	180	8,257	210
	INDIA	4,705.46	8,660	397,234	8,688
	JAPAN	375,146.11	420,423	19,284,803	446,148
	PEOPLE'S REPUBLIC OF CHINA	64,599,681.97	40,546,505	1,859,868,185	42,699,945
	REPUBLIC OF KOREA	734,255.98	570,367	26,162,734	608,180
	SINGAPORE	1,818.25	7,381	338,566	7,584
	TAIWAN (REP. OF CHINA)	1,856,475.20	1,286,728	59,022,213	1,367,886
	VIETNAM	2,571,482.86	1,589,664	72,917,887	1,675,900
721069	Flat-rolled products of iron or non-alloy steel, plated or coated with other aluminum alloys, of a width of 600 mm or more, clad, plated or coated	2,276,626.23	2,015,393	92,446,076	2,119,609
	JAPAN	1,122,138.61	1,061,552	48,693,390	1,115,215
	MALAYSIA	21,558.60	54,887	2,517,667	58,223
	NETHERLANDS	1,294.22	13,591	623,419	14,521
	PEOPLE'S REPUBLIC OF CHINA	920,346.44	652,793	29,943,615	680,789
	REPUBLIC OF KOREA	164,885.17	189,749	8,703,786	205,289
	TAIWAN (REP. OF CHINA)	46,403.19	42,821	1,964,199	45,572
721070	Flat-rolled products of iron or non-alloy steel, painted, varnished or coated with plastics, of a width of 600 mm or more, clad, plated or coated	123,455,788.47	90,410,063	4,147,109,588	94,994,981

TABLE 8 - Continued

PSCC CODE	COMMODITY AND COUNTRY OF ORIGIN	GROSS WEIGHT (GK)	FOB VALUE		CIF DOLLARS
			DOLLARS	PESOS	
	AUSTRALIA	209,217.08	169,383	7,769,598	182,688
	BELGIUM	97,915.90	163,282	7,489,745	169,969
	DEMOCRATIC PEOPLE'S REP. OF KOREA	280.10	461	21,146	493
	GERMANY	220,599.61	939,211	43,081,608	969,969
	HONG KONG, CHINA	23,657.76	31,660	1,452,244	33,018
	INDIA	179,151.20	162,797	7,467,498	167,389
	ITALY	63,216.04	205,902	9,444,725	209,066
	JAPAN	5,861,802.58	4,762,948	218,476,425	5,007,971
	MALAYSIA	235,421.21	153,536	7,042,696	161,679
	NEW ZEALAND	2,412.31	2,770	127,060	3,210
	PEOPLE'S REPUBLIC OF CHINA	109,222,217.09	77,773,808	3,567,484,574	81,522,805
	REPUBLIC OF KOREA	4,836,868.98	4,181,156	191,789,625	4,651,123
	SINGAPORE	31,583.06	40,622	1,863,331	42,286
	TAIWAN (REP. OF CHINA)	863,209.07	547,119	25,096,348	568,515
	THAILAND	116,190.19	130,184	5,971,540	134,905
	UNITED STATES OF AMERICA	1.50	389	17,843	486
	VIETNAM	1,492,044.79	1,144,835	52,513,582	1,169,409
721090	Flat-rolled products of iron or non-alloy steel, n.e.s., of a width of 600 mm or more, clad, plated or coated	3,018,281.22	2,313,462	106,118,505	2,445,775
	BELGIUM	216,089.81	359,990	16,512,741	395,884
	GERMANY	197,510.68	358,490	16,443,937	366,211
	HONG KONG, CHINA	0.87	840	38,531	872
	JAPAN	18,352.21	15,517	711,765	15,864
	MALAYSIA	18,938.50	3,919	179,765	4,704
	NEW ZEALAND	5.37	442	20,275	458
	PEOPLE'S REPUBLIC OF CHINA	2,412,771.68	1,444,277	66,248,987	1,522,073
	REPUBLIC OF KOREA	83,347.58	73,578	3,375,023	80,506
	TAIWAN (REP. OF CHINA)	71,263.62	56,364	2,585,417	59,150
	THAILAND	0.90	45	2,064	53
72111	Flat-rolled products of iron or non-alloy steel, of a width of less than 600 mm, not clad, plated or coated.	5,542,234.71	3,359,297	154,090,955	3,605,069
721113	Flat-rolled products of iron or non-alloy steel, not further worked than hot-rolled, rolled on four faces or in a closed box pass, of a width exceeding 150 mm and a thickness of not less than 4 mm, not in coils and without patterns in relief, of a width of less than 600 mm, not clad, plated or coated	39,543.50	29,775	1,365,779	30,309
	JAPAN	38.53	1,304	59,815	1,453
	PEOPLE'S REPUBLIC OF CHINA	6,898.32	2,908	133,390	3,023
	TAIWAN (REP. OF CHINA)	32,606.65	25,563	1,172,574	25,833
721114	Other flat-rolled products of iron or non-alloy steel, not further worked than hot-rolled, of a thickness of 4.75 mm or more, of a width of less than 600 mm, not clad, plated or coated	2,824,218.87	1,519,217	69,686,484	1,669,721
	GERMANY	146.00	1,434	65,778	1,664
	JAPAN	202,328.77	188,998	8,669,339	210,790
	NETHERLANDS	342.99	364	16,697	2,965
	PEOPLE'S REPUBLIC OF CHINA	888,913.97	575,012	26,375,800	606,849
	TAIWAN (REP. OF CHINA)	1,732,487.14	753,409	34,558,870	847,453
721119	Other flat-rolled products of iron or non-alloy steel, not further worked than hot-rolled, n.e.s.	86,650.55	67,039	3,075,079	70,667
	HONG KONG, CHINA	4,693.05	2,476	113,574	2,546
	JAPAN	106.50	1,278	58,622	1,498
	PEOPLE'S REPUBLIC OF CHINA	42,524.44	19,136	877,768	19,662
	REPUBLIC OF KOREA	34,952.44	32,894	1,508,848	34,794
	VIETNAM	4,374.12	11,255	516,267	12,167
721123	Flat-rolled products of iron or non-alloy steel, of a width of less than 600 mm, not clad, plated or coated, not further worked than cold-rolled (cold-reduced), containing by weight less than 0.25% of carbon	694,573.54	452,618	20,761,588	481,267
	JAPAN	1,325.49	1,261	57,842	1,313
	PEOPLE'S REPUBLIC OF CHINA	693,044.71	444,495	20,388,986	472,983
	SWITZERLAND	56.14	3,508	160,912	3,604
	TURKEY	147.20	3,354	153,848	3,367

TABLE 8 - Continued

PSCC CODE	COMMODITY AND COUNTRY OF ORIGIN	GROSS WEIGHT (GK)	FOB VALUE		CIF
			DOLLARS	PESOS	DOLLARS
721129	Flat-rolled products of iron or non-alloy steel, of a width of less than 600 mm, not clad, plated or coated, not further worked than cold-rolled (cold-reduced), containing by weight 0.25% or more but less than 0.6% of carbon	42,794.13	37,176	1,705,263	39,382
	JAPAN	5,357.12	5,287	242,515	5,538
	PEOPLE'S REPUBLIC OF CHINA	23,515.48	10,382	476,222	11,359
	REPUBLIC OF KOREA	13,921.53	21,507	986,526	22,485
721190	Other flat-rolled products of iron or non-alloy steel, of a width of less than 600 mm, not clad, plated or coated, containing by weight of 0.6% or more of carbon	1,854,454.12	1,253,472	57,496,762	1,313,723
	JAPAN	194,249.29	368,463	16,901,398	380,226
	PEOPLE'S REPUBLIC OF CHINA	1,252,997.74	655,478	30,066,776	702,326
	REPUBLIC OF KOREA	3,233.64	7,080	324,760	7,631
	TAIWAN (REP. OF CHINA)	403,960.17	222,087	10,187,131	223,165
	UK OF GREAT BRITAIN AND N. IRELAND	13.28	364	16,697	375
7212	Flat-rolled products of iron or non-alloy steel, of a width of less than 600 mm, clad, plated or coated.	34,463,321.53	26,777,819	1,228,298,555	28,859,967
721210	Flat-rolled products of iron or non-alloy steel, plated or coated with tin, of a width of less than 600 mm, clad, plated or coated	11,241,656.02	7,470,348	342,664,863	7,798,279
	AUSTRALIA	24.96	3,371	154,628	3,857
	HONG KONG, CHINA	792,838.70	519,126	23,812,309	534,150
	JAPAN	765,381.80	515,539	23,647,774	538,051
	PEOPLE'S REPUBLIC OF CHINA	3,936,477.69	2,555,838	117,236,290	2,648,229
	REPUBLIC OF KOREA	103,886.49	106,506	4,885,431	120,543
	SINGAPORE	2.55	6,298	288,889	6,471
	SOUTH AFRICA, REP. OF	2,755,306.42	1,846,842	84,714,642	1,936,581
	TAIWAN (REP. OF CHINA)	34,116.31	24,516	1,124,549	25,190
	THAILAND	17,407.69	14,021	643,143	14,021
	UNITED STATES OF AMERICA	2,836,213.41	1,878,291	86,157,208	1,971,186
721220	Flat-rolled products of iron or non-alloy steel, electrolytically plated or coated with zinc, of a width of less than 600 mm, clad, plated or coated	1,902,424.05	1,206,154	55,326,283	1,267,391
	HONG KONG, CHINA	20,038.25	7,851	360,125	9,289
	JAPAN	180,043.38	109,730	5,033,315	115,719
	PEOPLE'S REPUBLIC OF CHINA	1,612,951.36	1,029,123	47,205,872	1,073,469
	TAIWAN (REP. OF CHINA)	268.50	895	41,054	926
	UNITED STATES OF AMERICA	89,122.56	58,555	2,685,917	67,988
721230	Flat-rolled products of iron or non-alloy steel, otherwise plated or coated with zinc, of a width of less than 600 mm, clad, plated or coated	1,428,195.92	888,132	40,738,616	923,922
	JAPAN	63,878.51	33,965	1,557,975	35,553
	PEOPLE'S REPUBLIC OF CHINA	1,249,058.64	764,429	35,064,359	794,279
	REPUBLIC OF KOREA	46.09	8,988	412,280	9,409
	SINGAPORE	115,212.68	80,750	3,704,002	84,681
721240	Flat-rolled products of iron or non-alloy steel, painted, varnished or coated with plastics, of a width of less than 600 mm, clad, plated or coated	345,766.93	369,554	16,951,441	386,030
	GERMANY	46.62	61	2,798	63
	JAPAN	6,868.07	13,014	596,952	13,601
	PEOPLE'S REPUBLIC OF CHINA	275,564.86	297,302	13,637,242	309,421
	REPUBLIC OF KOREA	22,415.45	22,533	1,033,589	25,429
	SINGAPORE	4,313.28	3,627	166,370	3,727
	THAILAND	36,558.65	33,017	1,514,490	33,789
721250	Flat-rolled products of iron or non-alloy steel, otherwise plated or coated, of a width of less than 600 mm, clad	19,451,377.77	16,760,364	768,797,895	18,391,813
	BELGIUM	551,041.50	505,085	23,168,249	583,239
	CANADA	6,704.01	13,484	618,511	17,061
	GERMANY	138,189.60	127,756	5,860,168	147,302
	INDONESIA	153,434.58	298,473	13,690,956	325,055

TABLE 8 - Continued

PSCC CODE	COMMODITY AND COUNTRY OF ORIGIN	GROSS WEIGHT (GK)	FOB VALUE		CIF DOLLARS
			DOLLARS	PESOS	
	JAPAN	12,626,628.76	9,769,675	448,134,991	10,698,245
	MALAYSIA	15,744.84	12,625	579,109	13,592
	PEOPLE'S REPUBLIC OF CHINA	2,215,384.05	1,818,741	83,425,650	1,950,876
	REPUBLIC OF KOREA	835,455.15	723,660	33,194,285	831,241
	SINGAPORE	331,751.86	487,555	22,364,148	578,570
	TAIWAN (REP. OF CHINA)	1,801,355.57	1,586,819	72,787,387	1,718,181
	THAILAND	18,518.93	17,568	805,844	18,745
	UNITED STATES OF AMERICA	464,646.35	1,160,749	53,243,556	1,255,284
	VIETNAM	292,522.57	238,174	10,925,041	254,422
721260	Flat-rolled products of iron or non-alloy steel, clad, of a width of less than 600 mm	93,900.84	83,267	3,819,457	92,532
	HONG KONG, CHINA	133.93	599	27,476	599
	JAPAN	76,812.53	39,003	1,789,068	42,368
	PEOPLE'S REPUBLIC OF CHINA	1,809.03	2,582	118,437	2,773
	REPUBLIC OF KOREA	291.77	382	17,522	422
	UNITED STATES OF AMERICA	14,853.58	40,701	1,866,954	46,370
7213	Bars and rods, hot-rolled, in irregularly wound coils, of iron or non-alloy steel.	187,607,091.29	75,604,725	3,467,988,736	79,631,897
721310	Bars and rods, hot-rolled, in irregularly wound coils, of iron or non-alloy steel, containing indentations, ribs, grooves or other deformations produced during the rolling process	202,413.87	135,850	6,231,439	140,425
	JAPAN	470.07	4,306	197,516	4,428
	REPUBLIC OF KOREA	201,486.37	127,815	5,862,874	131,578
	TAIWAN (REP. OF CHINA)	457.43	3,729	171,049	4,419
721320	Bars and rods, hot-rolled, in irregularly wound coils, of iron or non-alloy steel, of free-cutting steel	183,817.38	147,741	6,776,880	154,765
	AUSTRALIA	0.44	3,329	152,701	3,423
	JAPAN	2,284.67	15,243	699,197	15,787
	PEOPLE'S REPUBLIC OF CHINA	122,039.04	73,999	3,394,334	76,717
	TAIWAN (REP. OF CHINA)	40,632.35	25,469	1,168,263	25,589
	UNITED ARAB EMIRATES, N.E.S.	24.97	260	11,926	308
	UNITED STATES OF AMERICA	18,835.91	29,441	1,350,459	32,941
721391	Other bars and rods, hot-rolled, in irregularly wound coils, of iron or non-alloy steel, of circular cross-section measuring less than 14 mm in diameter	184,573,779.81	73,766,754	3,383,681,006	77,653,438
	INDONESIA	878,451.20	496,737	22,785,326	523,771
	JAPAN	140,939.57	370,934	17,014,743	382,370
	PEOPLE'S REPUBLIC OF CHINA	174,831,941.77	66,121,085	3,032,974,169	69,686,026
	REPUBLIC OF KOREA	4,712,308.58	1,680,944	77,104,901	1,734,902
	SINGAPORE	116.14	376	17,247	425
	TAIWAN (REP. OF CHINA)	4,009,858.74	5,096,449	233,774,116	5,325,685
	UNITED STATES OF AMERICA	163.81	229	10,504	259
721399	Other bars and rods, hot-rolled, in irregularly wound coils, of iron or non-alloy steel, n.e.s.	2,647,080.23	1,554,380	71,299,411	1,683,269
	INDIA	94.00	17,648	809,514	18,146
	INDONESIA	17,508.58	25,730	1,180,235	26,800
	JAPAN	721.91	17,214	789,607	18,727
	PEOPLE'S REPUBLIC OF CHINA	33,696.62	13,450	616,952	14,342
	REPUBLIC OF KOREA	389.33	11,251	516,083	11,990
	SINGAPORE	223.26	1,255	57,567	1,424
	TAIWAN (REP. OF CHINA)	2,591,987.06	1,430,533	65,618,548	1,554,510
	UNITED STATES OF AMERICA	2,459.47	37,299	1,710,905	37,330
7214	Other bars and rods of iron or non-alloy steel, not further worked than forged, hot-rolled, hot-drawn or hot-extruded, but including those twisted after rolling.	19,483,494.09	14,321,937	656,947,251	14,805,353
721410	Other bars and rods of iron or non-alloy steel, containing by weight 0.6% or more of carbon, forged	2,714,625.55	1,802,433	82,677,602	1,861,429
	AUSTRALIA	87.48	62	2,844	71
	INDIA	50,789.92	39,372	1,805,994	39,892
	NETHERLANDS	23,972.76	36,309	1,665,494	38,300

TABLE 8 - Continued

PSCC CODE	COMMODITY AND COUNTRY OF ORIGIN	GROSS WEIGHT (GK)	FOB VALUE		CIF
			DOLLARS	PESOS	DOLLARS
	PEOPLE'S REPUBLIC OF CHINA	574,934.11	399,137	18,308,414	420,901
	REPUBLIC OF KOREA	3,670.15	4,320	198,158	4,347
	SINGAPORE	0.43	2,039	93,529	2,095
	TAIWAN (REP. OF CHINA)	2,001,788.22	1,203,462	55,202,802	1,237,634
	THAILAND	44,302.70	54,906	2,518,538	54,990
	UNITED STATES OF AMERICA	15,079.78	62,826	2,881,829	63,199
721420	Other bars and rods of iron or non-alloy steel, containing indentations, ribs, grooves or other deformations produced during the rolling process or twisted after rolling	2,170,710.45	1,221,363	56,023,921	1,303,435
	GERMANY	49,104.60	72,042	3,304,567	77,425
	PEOPLE'S REPUBLIC OF CHINA	1,766,722.98	959,635	44,018,457	999,525
	TAIWAN (REP. OF CHINA)	354,882.87	189,686	8,700,897	226,485
721491	Other bars and rods of iron or non-alloy steel, of rectangular (other than square) cross-section	471,810.87	362,624	16,633,564	374,933
	GERMANY	5,117.88	4,442	203,755	4,567
	NETHERLANDS	42,179.64	36,399	1,669,622	38,722
	PEOPLE'S REPUBLIC OF CHINA	343,969.51	263,232	12,074,452	271,797
	TAIWAN (REP. OF CHINA)	80,543.84	58,551	2,685,735	59,847
721499	Other bars and rods of iron or non-alloy steel, n.e.s.	14,126,347.22	10,935,517	501,612,164	11,265,556
	BELGIUM	5,216.25	1,503	68,943	1,731
	GERMANY	5,942.48	6,530	299,531	7,771
	INDIA	118,436.90	112,641	5,166,842	115,886
	ITALY	36,412.46	145,041	6,653,030	157,632
	JAPAN	320,205.19	696,725	31,958,776	731,947
	MALAYSIA	75.14	177	8,119	189
	PEOPLE'S REPUBLIC OF CHINA	2,576,956.53	1,664,247	76,339,010	1,721,322
	REPUBLIC OF KOREA	3,013.90	6,505	298,384	6,950
	TAIWAN (REP. OF CHINA)	10,937,821.83	8,003,372	367,114,674	8,188,330
	TURKEY	20,250.78	67,716	3,106,133	70,488
	UNITED STATES OF AMERICA	102,015.76	231,060	10,598,722	263,310
7215	Other bars and rods of iron or non-alloy steel.	924,585.34	1,372,841	62,972,220	1,501,514
721510	Other bars and rods of iron or non-alloy steel, of free-cutting steel, not further worked than cold-formed or cold-finished	23,043.84	33,604	1,541,416	35,703
	JAPAN	331.50	3,185	146,096	3,645
	PEOPLE'S REPUBLIC OF CHINA	22,607.29	29,702	1,362,431	31,312
	REPUBLIC OF KOREA	105.05	717	32,889	746
721550	Other bars and rods of iron or non-alloy steel, n.e.s., not further worked than cold-formed or cold-finished	335,081.17	608,046	27,891,071	676,701
	AUSTRALIA	193.39	2,177	99,859	2,239
	INDIA	111,682.29	88,733	4,070,183	89,154
	ITALY	69.98	1,228	56,328	1,312
	JAPAN	54,110.13	362,648	16,634,664	427,070
	PEOPLE'S REPUBLIC OF CHINA	5,326.48	6,424	294,669	7,341
	REPUBLIC OF KOREA	163,634.26	142,052	6,515,926	144,481
	SINGAPORE	64.64	4,784	219,442	5,104
721590	Other bars and rods of iron or non-alloy steel, n.e.s.	566,460.33	731,191	33,539,733	789,110
	AUSTRALIA	824.87	3,637	166,829	4,196
	GERMANY	1,106.93	1,470	67,429	1,490
	INDIA	40.05	1,608	73,759	1,698
	ITALY	1.03	187	8,578	193
	JAPAN	193,808.90	256,006	11,742,995	287,118
	PEOPLE'S REPUBLIC OF CHINA	151,461.34	96,046	4,405,630	100,520
	REPUBLIC OF KOREA	592.86	795	36,467	842
	SINGAPORE	20,489.98	60,573	2,778,484	64,408
	SWEDEN	63.51	1,562	71,649	2,874
	TAIWAN (REP. OF CHINA)	74,260.29	76,018	3,486,946	81,512
	THAILAND	110,334.38	196,040	8,992,355	202,665
	UK OF GREAT BRITAIN AND N. IRELAND	0.01	2,401	110,134	2,469
	UNITED STATES OF AMERICA	13,476.18	34,848	1,598,478	39,125
7216	Angles, shapes and sections of iron or non-alloy steel.	155,437,348.81	92,470,487	4,241,621,235	97,531,851

TABLE 8 - Continued

PSCC CODE	COMMODITY AND COUNTRY OF ORIGIN	GROSS WEIGHT (GK)	FOB VALUE		CIF
			DOLLARS	PESOS	DOLLARS
721610	U, I or H sections, of iron or non-alloy steel, not further worked than hot-rolled, hot drawn or extruded, of a height of less than 80 mm	7,356,463.06	11,794,211	541,000,458	12,664,055
	GERMANY	3,463.46	33,808	1,550,773	35,193
	JAPAN	456,537.65	314,114	14,408,409	336,927
	PEOPLE'S REPUBLIC OF CHINA	1,680,021.28	2,712,744	124,433,567	3,085,731
	REPUBLIC OF KOREA	549,379.30	441,775	20,264,219	517,418
	TAIWAN (REP. OF CHINA)	4,667,061.37	8,291,770	380,343,490	8,688,786
721621	L sections, of iron or non-alloy steel, not further worked than hot-rolled, hot-drawn or extruded, of a height of less than 80 mm	470,589.85	501,706	23,013,254	532,870
	PEOPLE'S REPUBLIC OF CHINA	446,842.31	159,460	7,314,430	177,016
	TAIWAN (REP. OF CHINA)	22,483.43	339,844	15,588,644	352,927
	UNITED STATES OF AMERICA	1,264.11	2,402	110,180	2,927
721622	T sections, of iron or non-alloy steel, not further worked than hot-rolled, hot-drawn or extruded, of a height of less than 80 mm	123,757.55	72,967	3,346,996	78,172
	PEOPLE'S REPUBLIC OF CHINA	117,473.89	67,866	3,113,013	72,175
	REPUBLIC OF KOREA	4,477.41	3,667	168,205	4,369
	TAIWAN (REP. OF CHINA)	1,806.25	1,434	65,778	1,628
721631	U sections, of iron or non-alloy steel, not further worked than hot-rolled, hot-drawn or extruded, of a height of 80 mm or more	8,811,822.49	4,880,644	223,875,139	5,156,549
	INDIA	19,157.67	14,560	667,867	15,061
	JAPAN	327.22	86,866	3,984,543	95,205
	PEOPLE'S REPUBLIC OF CHINA	8,317,773.22	4,467,005	204,901,519	4,725,605
	REPUBLIC OF KOREA	284,200.67	169,978	7,796,891	171,061
	UNITED STATES OF AMERICA	66.00	198	9,082	1,140
	VIETNAM	190,297.71	142,037	6,515,237	148,477
721632	I sections, of iron or non-alloy steel, not further worked than hot-rolled, hot-drawn or extruded, of a height of 80 mm or more	6,742,214.05	3,588,147	164,588,303	3,805,130
	JAPAN	3,563,819.13	1,827,893	83,845,452	1,898,926
	PEOPLE'S REPUBLIC OF CHINA	3,173,441.03	1,756,084	80,551,573	1,901,792
	SINGAPORE	2,327.00	1,607	73,713	1,676
	TAIWAN (REP. OF CHINA)	2,533.42	1,873	85,915	2,001
	UNITED ARAB EMIRATES, N.E.S.	93.47	690	31,650	735
721633	H sections, of iron or non-alloy steel, not further worked than hot-rolled, hot-drawn or extruded, of a height of 80 mm or more	110,313,968.26	58,486,928	2,682,795,385	61,370,271
	GERMANY	10,663.94	25,221	1,156,887	26,032
	JAPAN	8,069,064.79	4,221,775	193,652,819	4,538,979
	PEOPLE'S REPUBLIC OF CHINA	21,641,556.37	9,693,545	444,642,909	10,283,467
	REPUBLIC OF KOREA	50,191,780.34	27,518,117	1,262,256,026	28,850,731
	RUSSIAN FEDERATION	711,157.08	339,403	15,568,416	348,976
	TAIWAN (REP. OF CHINA)	4,421,786.88	2,810,191	128,903,461	2,892,470
	THAILAND	25,261,128.90	13,868,641	636,154,562	14,418,092
	UNITED STATES OF AMERICA	6,829.96	10,035	460,305	11,524
721640	L or T sections, of iron or non-alloy steel, not further worked than hot-rolled, hot-drawn or extruded, of a height of 80 mm or more	812,084.12	311,797	14,302,128	344,710
	GERMANY	305.98	238	10,917	307
	JAPAN	31.17	108	4,954	111
	PEOPLE'S REPUBLIC OF CHINA	801,444.90	306,081	14,039,935	338,146
	REPUBLIC OF KOREA	10,302.07	5,370	246,322	6,146
721650	Other angles, shapes and sections, of iron or non-alloy steel, not further worked than hot-rolled, hot-drawn or extruded	13,203,676.46	8,177,718	375,111,923	8,658,645
	GERMANY	0.33	286	13,119	294
	JAPAN	583,637.37	120,096	5,508,804	131,841
	MALAYSIA	43.50	261	11,972	294
	PEOPLE'S REPUBLIC OF CHINA	11,390,987.67	6,025,441	276,386,978	6,338,942
	REPUBLIC OF KOREA	2,741.43	8,417	386,088	8,762
	SINGAPORE	1,635.62	2,481	113,803	2,588

TABLE 8 - Continued

PSCC CODE	COMMODITY AND COUNTRY OF ORIGIN	GROSS WEIGHT (GK)	FOB VALUE		CIF DOLLARS
			DOLLARS	PESOS	
	SPAIN	18,042.97	4,129	189,397	4,654
	SWITZERLAND	53.73	513	23,531	534
	TAIWAN (REP. OF CHINA)	761,508.35	971,680	44,570,961	1,036,983
	THAILAND	58.85	135	6,192	155
	UNITED STATES OF AMERICA	444,966.64	1,044,279	47,901,078	1,133,598
721661	Angles, shapes and sections, of iron or non-alloy steel, not further worked than cold-formed or cold-finished, obtained from flat-rolled products	49,727.74	60,483	2,774,355	63,349
	FINLAND	123.46	2,884	132,289	2,886
	GERMANY	892.40	7,995	366,731	8,276
	IRELAND	1.07	235	10,779	245
	MALAYSIA	7,544.65	19,370	888,502	20,136
	PEOPLE'S REPUBLIC OF CHINA	30,854.03	20,060	920,152	20,626
	REPUBLIC OF KOREA	10,308.82	9,000	412,830	10,197
	SINGAPORE	1.68	129	5,917	140
	UNITED STATES OF AMERICA	1.63	810	37,155	843
721669	Angles, shapes and sections, of iron or non-alloy steel, not further worked than cold-formed or cold-finished, n.e.s.	3,435,928.62	1,782,941	81,783,505	1,867,932
	IRELAND	0.34	46	2,110	48
	PEOPLE'S REPUBLIC OF CHINA	3,434,611.73	1,779,812	81,639,977	1,864,339
	TAIWAN (REP. OF CHINA)	1,035.72	2,603	119,400	3,032
	UNITED STATES OF AMERICA	280.83	480	22,018	513
721691	Other angles, shapes and sections, of iron or non-alloy steel, cold-formed or cold-finished from flat-rolled products	1,047,205.09	800,010	36,696,460	845,767
	GERMANY	62.28	518	23,761	832
	JAPAN	655.12	67,500	3,096,225	71,972
	PEOPLE'S REPUBLIC OF CHINA	1,046,487.69	731,992	33,576,474	772,963
721699	Other angles, shapes and sections, of iron or non-alloy steel, n.e.s.	3,069,911.52	2,012,935	92,333,329	2,144,401
	FRANCE	3,367.94	6,940	318,338	7,184
	GERMANY	36,023.32	32,993	1,513,389	33,991
	IRELAND	1.02	396	18,165	423
	JAPAN	106,049.39	61,067	2,801,143	63,254
	MALAYSIA	2,285.97	15,069	691,215	15,223
	PEOPLE'S REPUBLIC OF CHINA	2,715,687.76	1,699,936	77,976,064	1,813,254
	REPUBLIC OF KOREA	79,583.07	65,334	2,996,871	72,238
	SINGAPORE	20,613.41	22,510	1,032,534	24,012
	SPAIN	43.19	1,802	82,658	1,852
	TAIWAN (REP. OF CHINA)	98,880.40	81,213	3,725,240	84,868
	UNITED STATES OF AMERICA	7,376.05	25,675	1,177,712	28,102
7217	Wire of iron or non-alloy steel.	46,311,811.23	32,780,030	1,503,619,978	34,754,949
721710	Wire of iron or non-alloy steel, not plated or coated, whether or not polished	18,433,949.41	12,395,460	568,579,751	13,110,223
	GERMANY	771.40	4,352	199,626	4,475
	HONG KONG, CHINA	45.57	682	31,283	731
	INDIA	753.18	1,188	54,494	1,237
	INDONESIA	12.03	864	39,632	921
	JAPAN	30,067.01	89,013	4,083,026	92,556
	MALAYSIA	387,280.96	284,142	13,033,594	297,794
	PEOPLE'S REPUBLIC OF CHINA	17,492,133.64	10,619,372	487,110,595	11,261,169
	REPUBLIC OF KOREA	201,937.80	993,880	45,589,275	1,026,601
	SINGAPORE	890.94	4,550	208,709	4,994
	TAIWAN (REP. OF CHINA)	257,467.06	354,214	16,247,796	375,698
	THAILAND	39,753.22	33,432	1,533,526	33,432
	UK OF GREAT BRITAIN AND N. IRELAND	4.74	2,337	107,198	2,401
	UNITED STATES OF AMERICA	624.18	2,236	102,565	2,560
	VIETNAM	22,207.68	5,198	238,432	5,654
721720	Wire of iron or non-alloy steel, plated or coated with zinc	17,234,000.92	11,529,592	528,862,385	12,353,157
	GERMANY	47,806.73	14,891	683,049	17,273
	INDONESIA	2,244.82	3,519	161,417	4,209
	JAPAN	18,823.38	62,925	2,886,369	67,477

TABLE 8 - Continued

PSCC CODE	COMMODITY AND COUNTRY OF ORIGIN	GROSS WEIGHT (GK)	FOB VALUE		CIF
			DOLLARS	PESOS	DOLLARS
	MALAYSIA	489,390.08	370,475	16,993,688	396,877
	PEOPLE'S REPUBLIC OF CHINA	16,526,548.89	10,893,736	499,695,671	11,675,448
	REPUBLIC OF KOREA	111,958.21	157,256	7,213,333	162,991
	SINGAPORE	339.56	1,595	73,163	1,897
	SWEDEN	3.39	44	2,018	47
	SWITZERLAND	12.50	75	3,440	78
	TAIWAN (REP. OF CHINA)	7,952.50	2,460	112,840	2,677
	UNITED STATES OF AMERICA	237.21	586	26,880	610
	VIETNAM	28,683.65	22,030	1,010,517	23,573
721730	Wire of iron or non-alloy steel, plated or coated with other base metals	9,524,300.57	7,916,519	363,130,728	8,302,735
	CANADA	29.29	466	21,375	479
	HONG KONG, CHINA	6,035.28	36,269	1,663,660	40,220
	JAPAN	117,712.60	342,599	15,715,017	365,010
	MALAYSIA	353,845.93	312,179	14,319,651	328,694
	PEOPLE'S REPUBLIC OF CHINA	8,682,133.17	6,347,250	291,148,357	6,633,196
	REPUBLIC OF KOREA	124,347.91	661,103	30,324,795	689,724
	SINGAPORE	186,771.91	144,251	6,616,793	168,636
	TAIWAN (REP. OF CHINA)	45,099.28	29,973	1,374,862	32,676
	UNITED STATES OF AMERICA	8,325.20	42,429	1,946,218	44,100
721790	Wire of iron or non-alloy steel, n.e.s.	1,119,560.33	938,459	43,047,114	988,834
	BELGIUM	41,091.51	22,606	1,036,937	25,266
	HONG KONG, CHINA	347.22	130	5,963	173
	ITALY	10.17	50	2,294	54
	JAPAN	24,124.38	144,707	6,637,710	164,881
	PEOPLE'S REPUBLIC OF CHINA	901,528.33	649,465	29,790,959	674,457
	REPUBLIC OF KOREA	4,319.99	34,741	1,593,570	36,400
	SINGAPORE	1,614.24	7,080	324,760	7,243
	SPAIN	143,376.82	73,122	3,354,106	73,368
	TAIWAN (REP. OF CHINA)	2,524.00	1,483	68,025	1,491
	TURKEY	10.63	204	9,357	209
	UNITED STATES OF AMERICA	9.24	203	9,312	305
	VIETNAM	603.80	4,668	214,121	4,987
7218	Stainless steel in ingots or other primary forms; semi-finished products of stainless steel.	4,880,968.94	29,758,129	1,365,005,377	30,788,701
721810	Stainless steel in ingots or other primary forms	11,646.94	46,461	2,131,166	48,190
	AUSTRALIA	12.39	340	15,596	363
	JAPAN	722.82	3,806	174,581	3,914
	PEOPLE'S REPUBLIC OF CHINA	22.85	408	18,715	439
	SINGAPORE	10,643.78	35,312	1,619,761	36,675
	UNITED STATES OF AMERICA	245.10	6,595	302,513	6,799
721891	Semi-finished products of stainless steel, of rectangular (other than square) cross-section	14,328.41	48,242	2,212,860	52,421
	PEOPLE'S REPUBLIC OF CHINA	3,911.18	2,228	102,198	2,454
	SINGAPORE	9,577.75	20,070	920,611	20,946
	UNITED STATES OF AMERICA	839.48	25,944	1,190,051	29,021
721899	Other semi-finished products of stainless steel	4,854,993.59	29,663,426	1,360,661,351	30,688,090
	FRANCE	0.72	99	4,541	105
	HONG KONG, CHINA	29,121.20	179,568	8,236,784	195,006
	INDIA	21,576.40	26,309	1,206,794	27,843
	JAPAN	50,720.12	194,547	8,923,871	204,321
	MALAYSIA	1.43	482	22,109	514
	NETHERLANDS	7.07	636	29,173	671
	PEOPLE'S REPUBLIC OF CHINA	4,446,890.99	28,370,887	1,301,372,587	29,342,255
	REPUBLIC OF KOREA	6,695.80	12,952	594,108	13,299
	SINGAPORE	465.80	13,056	598,879	13,862
	TAIWAN (REP. OF CHINA)	298,938.85	862,234	39,550,674	886,793
	UNITED STATES OF AMERICA	544.88	2,486	114,033	3,133
	VIETNAM	30.33	170	7,798	288
7219	Flat-rolled products of stainless steel, of a width of 600 mm or more.	30,178,019.17	46,746,478	2,144,260,950	49,109,433

TABLE 8 - Continued

PSCC CODE	COMMODITY AND COUNTRY OF ORIGIN	GROSS WEIGHT (GK)	FOB VALUE		CIF
			DOLLARS	PESOS	DOLLARS
721911	Flat-rolled products of stainless steel, in coils, not further worked than hot-rolled, of a thickness exceeding 10 mm, of a width of 600 mm or more	1,511,681.71	1,607,950	73,756,666	1,683,294
	AUSTRALIA	1,015.58	804	36,879	944
	ITALY	665.55	528	24,219	543
	JAPAN	39,334.27	33,491	1,536,232	34,616
	PEOPLE'S REPUBLIC OF CHINA	1,373,849.41	1,470,236	67,439,725	1,542,073
	SOUTH AFRICA, REP. OF	20,263.94	36,222	1,661,503	37,218
	TAIWAN (REP. OF CHINA)	76,009.82	62,980	2,888,893	64,071
	UNITED ARAB EMIRATES, N.E.S.	384.71	2,503	114,813	2,604
	UNITED STATES OF AMERICA	158.43	1,186	54,402	1,225
721912	Flat-rolled products of stainless steel, in coils, not further worked than hot-rolled, of a thickness of 4.75 mm or more but not exceeding 10 mm, of a width of 600 mm or more	2,228,269.67	3,820,614	175,251,567	3,939,510
	AUSTRALIA	12,039.38	141,145	6,474,321	141,145
	GUAM	1,783.45	3,273	150,133	3,408
	JAPAN	161,336.69	316,761	14,529,827	331,757
	MALAYSIA	154,030.34	280,226	12,853,967	287,460
	PEOPLE'S REPUBLIC OF CHINA	1,306,467.09	2,123,158	97,389,258	2,180,340
	REPUBLIC OF KOREA	89,106.21	139,812	6,413,177	144,252
	SINGAPORE	36,687.56	75,925	3,482,680	79,349
	TAIWAN (REP. OF CHINA)	464,256.55	725,108	33,260,704	755,851
	THAILAND	465.06	2,551	117,015	2,624
	UNITED ARAB EMIRATES, N.E.S.	362.96	2,362	108,345	2,459
	VIETNAM	1,734.38	10,293	472,140	10,865
721913	Flat-rolled products of stainless steel, in coils, not further worked than hot-rolled, of a thickness of 3 mm or more but less than 4.75 mm, of a width of 600 mm or more	404,635.17	1,023,870	46,964,917	1,074,247
	HONG KONG, CHINA	23,479.44	64,805	2,972,605	69,268
	JAPAN	35.74	411	18,853	428
	MALAYSIA	33,538.48	71,747	3,291,035	74,173
	PEOPLE'S REPUBLIC OF CHINA	270,095.35	734,877	33,708,808	775,353
	REPUBLIC OF KOREA	5,399.46	24,114	1,106,109	24,129
	SINGAPORE	18,588.15	23,098	1,059,505	23,122
	TAIWAN (REP. OF CHINA)	53,498.55	104,818	4,808,002	107,774
721914	Flat-rolled products of stainless steel, in coils, not further worked than hot-rolled, of a thickness of less than 3 mm, of a width of 600 mm or more	409,621.08	507,178	23,264,256	526,857
	JAPAN	362.30	3,025	138,757	3,232
	MALAYSIA	31,344.03	30,487	1,398,439	31,735
	PEOPLE'S REPUBLIC OF CHINA	240,949.85	207,942	9,538,299	215,613
	REPUBLIC OF KOREA	1,653.12	6,226	285,587	6,435
	TAIWAN (REP. OF CHINA)	135,189.12	256,533	11,767,169	266,856
	UNITED STATES OF AMERICA	122.66	2,965	136,005	2,986
721921	Flat-rolled products of stainless steel, not in coils, not further worked than hot-rolled, of a thickness exceeding 10 mm, of a width of 600 mm or more	471,897.83	1,045,515	47,957,773	1,086,252
	BELGIUM	42.65	550	25,229	576
	PEOPLE'S REPUBLIC OF CHINA	377,599.27	769,848	35,312,928	805,184
	SINGAPORE	905.00	5,698	261,367	6,329
	SWEDEN	25,679.76	145,591	6,678,259	147,687
	TAIWAN (REP. OF CHINA)	67,671.15	123,828	5,679,990	126,476
721922	Flat-rolled products of stainless steel, not in coils, not further worked than hot-rolled, of a thickness of 4.75 mm or more but not exceeding 10 mm, of a width of 600 mm or more	1,369,276.43	2,174,062	99,724,224	2,290,628
	INDONESIA	23,235.00	77,208	3,541,531	77,284
	JAPAN	295.36	698	32,017	819
	MALAYSIA	39,105.75	91,731	4,207,701	93,065
	PEOPLE'S REPUBLIC OF CHINA	910,970.38	1,231,212	56,475,694	1,308,124
	REPUBLIC OF KOREA	63,876.32	71,276	3,269,430	75,312
	SINGAPORE	1,941.34	20,487	939,739	20,521
	TAIWAN (REP. OF CHINA)	307,623.99	657,654	30,166,589	691,020
	VIETNAM	22,228.29	23,796	1,091,523	24,483

TABLE 8 - Continued

PSCC CODE	COMMODITY AND COUNTRY OF ORIGIN	GROSS WEIGHT (GK)	FOB VALUE		CIF
			DOLLARS	PESOS	DOLLARS
721923	Flat-rolled products of stainless steel, not in coils, not further worked than hot-rolled, of a thickness of 3 mm or more but less than 4.75 mm, of a width of 600 mm or more	710,617.13	1,234,618	56,631,928	1,301,332
	JAPAN	76,386.25	203,608	9,339,499	215,672
	MALAYSIA	24,242.18	50,356	2,309,830	51,246
	PEOPLE'S REPUBLIC OF CHINA	522,203.82	791,875	36,323,306	835,056
	REPUBLIC OF KOREA	35,924.76	105,618	4,844,698	112,845
	TAIWAN (REP. OF CHINA)	51,860.12	83,161	3,814,595	86,513
721924	Flat-rolled products of stainless steel, not in coils, not further worked than hot-rolled, of a thickness of less than 3 mm, of a width of 600 mm or more	1,118,366.49	1,508,950	69,215,537	1,550,857
	JAPAN	27,682.46	32,318	1,482,427	32,865
	MALAYSIA	287,442.58	460,540	21,124,970	468,712
	PEOPLE'S REPUBLIC OF CHINA	574,446.19	769,008	35,274,397	791,245
	REPUBLIC OF KOREA	351.87	2,336	107,152	2,668
	TAIWAN (REP. OF CHINA)	228,443.39	244,748	11,226,591	255,367
721931	Flat-rolled products of stainless steel, not further worked than cold-rolled (cold-reduced), of a thickness 4.75 mm or more, of a width of 600 mm or more	393,245.79	500,066	22,938,027	527,787
	HONG KONG, CHINA	455.76	5,222	239,533	5,846
	JAPAN	6,325.01	29,952	1,373,898	34,982
	MALAYSIA	20,867.08	19,286	884,649	20,048
	PEOPLE'S REPUBLIC OF CHINA	99,507.54	122,482	5,618,249	129,478
	SWEDEN	967.86	6,539	299,944	6,724
	TAIWAN (REP. OF CHINA)	265,122.54	316,585	14,521,754	330,709
721932	Flat-rolled products of stainless steel, not further worked than cold-rolled (cold-reduced), of a thickness of 3 mm or more but less than 4.75 mm, of a width of 600 mm or more	2,083,028.64	2,398,083	110,000,067	2,489,578
	JAPAN	41,169.33	108,918	4,996,069	112,790
	MALAYSIA	6,412.19	21,331	978,453	21,350
	PEOPLE'S REPUBLIC OF CHINA	1,908,803.72	2,030,922	93,158,392	2,111,215
	REPUBLIC OF KOREA	5,587.47	25,560	1,172,437	25,577
	TAIWAN (REP. OF CHINA)	121,055.93	211,352	9,694,716	218,646
721933	Flat-rolled products of stainless steel, not further worked than cold-rolled (cold-reduced), of a thickness exceeding 1 mm but less than 3 mm, of a width of 600 mm or more	5,777,776.40	10,321,786	473,460,324	10,825,971
	INDONESIA	50,717.79	107,415	4,927,126	110,445
	JAPAN	617,369.87	1,484,140	68,077,502	1,589,559
	MALAYSIA	141,312.03	294,051	13,488,119	304,976
	PEOPLE'S REPUBLIC OF CHINA	4,234,338.81	7,138,648	327,449,784	7,457,127
	REPUBLIC OF KOREA	117,381.23	147,167	6,750,550	166,224
	SINGAPORE	17,763.93	31,930	1,464,629	33,181
	TAIWAN (REP. OF CHINA)	597,979.48	1,114,009	51,099,593	1,159,912
	VIETNAM	913.26	4,426	203,021	4,547
721934	Flat-rolled products of stainless steel, not further worked than cold-rolled (cold-reduced), of a thickness of 0.5 mm or more but not exceeding 1 mm, of a width of 600 mm or more	4,633,686.97	9,404,724	431,394,691	10,080,813
	HONG KONG, CHINA	1,498.01	12,986	595,668	13,561
	INDIA	1,328.42	11,462	525,762	11,506
	INDONESIA	59,822.09	131,108	6,013,924	133,214
	ITALY	21,833.03	88,747	4,070,825	90,275
	JAPAN	1,044,916.14	3,432,682	157,457,123	3,766,899
	MALAYSIA	106,230.69	239,964	11,007,149	250,168
	PEOPLE'S REPUBLIC OF CHINA	2,481,945.61	3,255,950	149,350,427	3,414,848
	REPUBLIC OF KOREA	90,367.88	199,756	9,162,808	212,573
	SINGAPORE	251,983.54	642,104	29,453,310	735,955
	TAIWAN (REP. OF CHINA)	555,691.50	1,352,449	62,036,836	1,412,058
	UNITED STATES OF AMERICA	4,681.60	5,143	235,909	5,168
	VIETNAM	13,388.46	32,373	1,484,950	34,588

TABLE 8 - Continued

PSCC CODE	COMMODITY AND COUNTRY OF ORIGIN	GROSS WEIGHT (GK)	FOB VALUE		CIF
			DOLLARS	PESOS	DOLLARS
721935	Flat-rolled products of stainless steel, not further worked than cold-rolled (cold-reduced), of a thickness of less than 0.5 mm, of a width of 600 mm or more	1,050,416.74	2,013,955	92,380,115	2,152,829
	AUSTRALIA	63,089.46	131,371	6,025,988	140,359
	JAPAN	181,484.13	658,344	30,198,239	726,240
	MALAYSIA	56,756.36	111,558	5,117,165	114,119
	PEOPLE'S REPUBLIC OF CHINA	455,658.04	514,624	23,605,803	545,010
	REPUBLIC OF KOREA	11,876.15	60,913	2,794,079	62,736
	SINGAPORE	6,117.34	106,774	4,897,723	115,759
	TAIWAN (REP. OF CHINA)	275,435.26	430,371	19,741,118	448,606
721990	Other flat-rolled products of stainless steel, of a width of 600 mm or more, n.e.s.	8,015,499.12	9,185,107	421,320,858	9,579,478
	AUSTRIA	12.38	92	4,220	95
	BRAZIL	33.06	87	3,991	156
	GERMANY	118.29	12,574	576,769	12,667
	HONG KONG, CHINA	267,871.14	249,521	11,445,528	258,963
	ITALY	2,620.24	7,062	323,934	7,545
	JAPAN	338,286.15	776,624	35,623,743	807,942
	MALAYSIA	51,285.32	243,496	11,169,161	250,777
	PEOPLE'S REPUBLIC OF CHINA	6,403,088.96	6,177,693	283,370,778	6,435,453
	REPUBLIC OF KOREA	55,031.39	120,811	5,541,601	133,986
	SINGAPORE	53,301.12	103,232	4,735,252	110,087
	TAIWAN (REP. OF CHINA)	842,216.78	1,478,551	67,821,134	1,545,718
	UK OF GREAT BRITAIN AND N. IRELAND	1,239.82	7,541	345,906	7,840
	UNITED STATES OF AMERICA	394.47	7,823	358,841	8,249
7220	Flat-rolled products of stainless steel, of a width of less than 600 mm.	2,836,383.50	5,151,345	236,292,197	5,540,824
722011	Flat-rolled products of stainless steel, not further worked than hot-rolled, of a thickness of 4.75 mm or more, of a width of less than 600 mm	106,638.06	147,868	6,782,705	156,154
	JAPAN	3,659.95	15,623	716,627	15,623
	PEOPLE'S REPUBLIC OF CHINA	24,476.95	31,330	1,437,107	32,644
	REPUBLIC OF KOREA	20,035.05	67,202	3,082,556	71,321
	TAIWAN (REP. OF CHINA)	58,004.50	31,142	1,428,483	33,853
	UNITED STATES OF AMERICA	461.61	2,571	117,932	2,713
722012	Flat-rolled products of stainless steel, not further worked than hot-rolled, of a thickness of less than 4.75 mm, of a width of less than 600 mm	448,456.87	487,536	22,363,277	514,610
	JAPAN	60.12	678	31,100	946
	MALAYSIA	0.56	341	15,642	389
	PEOPLE'S REPUBLIC OF CHINA	386,100.48	267,725	12,280,546	281,401
	REPUBLIC OF KOREA	20,729.73	145,795	6,687,617	153,253
	TAIWAN (REP. OF CHINA)	41,496.73	72,665	3,333,143	78,239
	UNITED STATES OF AMERICA	69.25	332	15,229	382
722020	Flat-rolled products of stainless steel, not further worked than cold-rolled (cold-reduced)	827,401.55	799,128	36,656,003	832,784
	FINLAND	14,616.28	37,196	1,706,181	44,007
	GERMANY	12,338.99	56,949	2,612,251	60,106
	JAPAN	35,148.64	151,010	6,926,829	157,986
	PEOPLE'S REPUBLIC OF CHINA	5,058.54	21,025	964,417	23,063
	REPUBLIC OF KOREA	324,275.14	238,976	10,961,829	242,819
	TAIWAN (REP. OF CHINA)	419,518.67	279,531	12,822,087	288,816
	UNITED STATES OF AMERICA	257.81	2,624	120,363	3,686
	VIETNAM	16,187.48	11,817	542,046	12,301
722090	Other flat-rolled products of stainless steel, n.e.s.	1,453,887.02	3,716,813	170,490,212	4,037,276
	GERMANY	5,003.55	16,060	736,672	17,081
	HONG KONG, CHINA	20,673.31	18,686	857,127	19,491
	INDONESIA	45,868.07	96,473	4,425,217	99,195
	JAPAN	243,328.87	1,025,820	47,054,363	1,100,049
	MALAYSIA	5,449.92	23,685	1,086,431	25,478
	PEOPLE'S REPUBLIC OF CHINA	90,262.85	340,200	15,604,975	356,934
	REPUBLIC OF KOREA	88,612.15	328,163	15,052,837	347,441

TABLE 8 - Continued

PSCC CODE	COMMODITY AND COUNTRY OF ORIGIN	GROSS WEIGHT (GK)	FOB VALUE		CIF DOLLARS
			DOLLARS	PESOS	
	SINGAPORE	787,336.42	1,455,526	66,764,977	1,642,783
	SWEDEN	23.94	1,636	75,043	1,682
	TAIWAN (REP. OF CHINA)	167,033.39	393,555	18,052,368	409,012
	THAILAND	186.20	4,943	226,735	5,080
	UK OF GREAT BRITAIN AND N. IRELAND	98.92	10,804	495,579	11,731
	UNITED STATES OF AMERICA	9.43	1,262	57,888	1,319
7221	Bars and rods, hot-rolled, in irregularly wound coils, of stainless steel.	531,796.28	1,464,617	67,181,983	1,566,873
722100	Bars and rods, hot-rolled, in irregularly wound coils, of stainless steel	531,796.28	1,464,617	67,181,983	1,566,873
	AUSTRALIA	166.50	4,130	189,443	4,805
	AUSTRIA	0.73	33	1,514	40
	FRANCE	2,395.95	6,151	282,146	7,035
	HONG KONG, CHINA	45.32	2,828	129,720	2,998
	INDIA	37,806.57	85,719	3,931,931	89,220
	JAPAN	44,237.01	166,226	7,624,786	176,577
	MALAYSIA	0.68	96	4,404	99
	PEOPLE'S REPUBLIC OF CHINA	128,310.22	133,280	6,113,553	138,197
	SINGAPORE	63.88	346	15,871	355
	TAIWAN (REP. OF CHINA)	248,110.38	744,506	34,150,491	807,952
	THAILAND	44,991.65	161,920	7,427,271	164,108
	UK OF GREAT BRITAIN AND N. IRELAND	620.62	938	43,027	954
	VIETNAM	25,046.77	158,444	7,267,826	174,533
7222	Other bars and rods of stainless steel; angles, shapes and sections of stainless steel.	121,194,963.62	55,425,504	2,542,367,872	57,825,507
722211	Bars and rods of stainless steel, not further worked than hot-rolled, hot drawn or extruded, of circular cross-section	466,764.99	362,834	16,643,195	377,397
	AUSTRALIA	78.19	3,876	177,792	4,435
	HONG KONG, CHINA	132.26	1,449	66,466	1,574
	JAPAN	3,481.89	11,238	515,487	11,841
	PEOPLE'S REPUBLIC OF CHINA	436,102.94	266,220	12,211,511	276,339
	REPUBLIC OF KOREA	8,140.42	56,890	2,609,544	59,117
	TAIWAN (REP. OF CHINA)	17,866.08	15,929	730,663	16,852
	UNITED STATES OF AMERICA	2.61	1,056	48,439	1,063
	VIETNAM	960.60	6,176	283,293	6,176
722219	Other bars and rods of stainless steel, not further worked than hot-rolled, hot drawn or extruded	1,178,069.57	1,983,054	90,962,689	2,148,929
	AUSTRALIA	39.94	1,211	55,549	1,245
	GERMANY	3,039.30	10,878	498,974	11,759
	HONG KONG, CHINA	195.31	1,893	86,832	2,052
	INDIA	20,262.54	51,060	2,342,122	51,975
	JAPAN	224,559.05	647,017	29,678,670	713,720
	MALAYSIA	105,680.36	321,755	14,758,902	352,067
	PEOPLE'S REPUBLIC OF CHINA	246,089.30	337,882	15,498,648	360,634
	REPUBLIC OF KOREA	2,312.28	36,062	1,654,164	39,906
	SINGAPORE	440.03	3,653	167,563	3,863
	TAIWAN (REP. OF CHINA)	574,155.29	554,855	25,451,199	593,577
	THAILAND	8.51	5,940	272,468	6,103
	UK OF GREAT BRITAIN AND N. IRELAND	310.02	2,726	125,042	3,000
	UNITED STATES OF AMERICA	977.64	8,122	372,556	9,028
722220	Bars and rods, not further worked than cold-formed or cold finished	95,638,483.56	35,262,338	1,617,483,444	36,432,446
	GERMANY	27,465.38	67,060	3,076,042	70,507
	HONG KONG, CHINA	20.70	375	17,201	401
	INDIA	480,297.41	1,014,137	46,518,464	1,097,522
	ITALY	1,441.07	9,017	413,610	9,584
	JAPAN	213,269.27	445,649	20,441,920	481,760
	MALAYSIA	92,703.95	269,670	12,369,763	302,107
	PEOPLE'S REPUBLIC OF CHINA	94,732,947.07	33,072,972	1,517,057,226	34,052,583
	REPUBLIC OF KOREA	5,355.82	39,747	1,823,195	41,052
	SINGAPORE	2,018.86	5,877	269,578	6,258
	TAIWAN (REP. OF CHINA)	68,922.40	196,597	9,017,904	212,008
	UK OF GREAT BRITAIN AND N. IRELAND	8,791.78	103,744	4,758,737	106,684
	UNITED STATES OF AMERICA	5,249.85	37,493	1,719,804	51,980

TABLE 8 - Continued

PSCC CODE	COMMODITY AND COUNTRY OF ORIGIN	GROSS WEIGHT (GK)	FOB VALUE		CIF
			DOLLARS	PESOS	DOLLARS
722230	Other bars and rods of stainless steel	21,790,781.15	15,452,409	708,802,001	16,379,184
	AUSTRALIA	7,719.07	10,833	496,910	11,426
	AUSTRIA	9.19	116,416	5,340,002	119,684
	CANADA	769.54	3,804	174,489	3,907
	DENMARK	2,186.64	66,102	3,032,099	70,830
	FRANCE	13.87	8,345	382,785	8,877
	GERMANY	19,692.00	47,143	2,162,449	49,003
	HONG KONG, CHINA	3,114.42	18,905	867,172	19,948
	INDIA	1,001,883.44	1,818,642	83,421,109	1,892,036
	ITALY	9,378.05	52,296	2,398,818	55,931
	JAPAN	656,869.29	2,201,549	100,985,053	2,297,998
	LUXEMBOURG	14,979.84	132,948	6,098,325	135,302
	MALAYSIA	18,599.86	49,985	2,292,812	58,084
	NETHERLANDS	40.42	8,396	385,125	8,445
	PEOPLE'S REPUBLIC OF CHINA	19,075,809.12	7,826,636	359,007,793	8,339,313
	REPUBLIC OF KOREA	154,182.20	602,376	27,630,987	626,865
	SINGAPORE	34,500.09	252,258	11,571,074	258,999
	SPAIN	3.67	639	29,311	661
	TAIWAN (REP. OF CHINA)	631,504.33	1,280,099	58,718,141	1,362,197
	THAILAND	1,062.78	16,296	747,498	16,834
	UK OF GREAT BRITAIN AND N. IRELAND	71,675.59	485,090	22,251,078	520,261
	UNITED STATES OF AMERICA	45,607.24	222,805	10,220,065	264,455
	VIETNAM	41,180.50	230,846	10,588,906	258,128
722240	Angles, shapes and sections of stainless steel	2,120,864.35	2,364,869	108,476,543	2,487,551
	FRANCE	2.73	693	31,788	778
	GERMANY	19.03	3,635	166,737	3,746
	HONG KONG, CHINA	19,286.41	30,828	1,414,080	31,637
	IRELAND	1.02	655	30,045	686
	ITALY	20.49	2,373	108,850	2,888
	JAPAN	32,119.85	95,970	4,402,144	100,639
	MACAU	493.98	1,701	78,025	1,713
	NETHERLANDS	0.88	793	36,375	827
	PEOPLE'S REPUBLIC OF CHINA	1,786,168.72	1,862,445	85,430,353	1,948,997
	REPUBLIC OF KOREA	478.66	9,591	439,940	10,319
	SINGAPORE	3,086.93	4,289	196,736	4,506
	TAIWAN (REP. OF CHINA)	259,196.55	255,417	11,715,978	281,152
	UNITED ARAB EMIRATES, N.E.S.	8.69	278	12,752	309
	UNITED STATES OF AMERICA	19,980.41	96,201	4,412,740	99,354
7223	Wire of stainless steel.	4,318,296.78	21,882,976	1,003,772,111	24,269,456
722300	Wire of stainless steel	4,318,296.78	21,882,976	1,003,772,111	24,269,456
	CANADA	282.84	6,457	296,183	7,543
	FRANCE	3,710.63	11,355	520,854	11,677
	GERMANY	554.54	5,357	245,726	5,721
	HONG KONG, CHINA	25,948.41	164,835	7,560,981	177,133
	INDIA	337,417.62	1,020,425	46,806,895	1,071,343
	JAPAN	79,810.92	450,149	20,648,335	474,588
	MALAYSIA	17,865.05	57,952	2,658,258	58,373
	PEOPLE'S REPUBLIC OF CHINA	2,372,544.82	1,867,706	85,671,674	1,961,427
	REPUBLIC OF KOREA	56,087.82	463,032	21,239,278	477,315
	SINGAPORE	2,612.31	23,509	1,078,358	24,968
	SWEDEN	287.66	11,031	505,992	11,493
	SWITZERLAND	1.66	213	9,770	221
	TAIWAN (REP. OF CHINA)	1,363,126.34	17,600,290	807,325,302	19,779,884
	THAILAND	8,194.76	46,779	2,145,753	49,949
	UNITED STATES OF AMERICA	79.90	5,910	271,092	6,180
	VIETNAM	49,771.50	147,976	6,787,660	151,641
7224	Other alloy steel in ingots or other primary forms; semi-finished products of other alloy steel.	64,445,947.59	22,756,471	1,043,839,324	23,432,743
722410	Ingots and other primary forms of other alloy steel	69,183.24	229,870	10,544,137	244,463
	JAPAN	200.03	6,894	316,228	7,883
	REPUBLIC OF KOREA	10,399.42	67,838	3,111,729	79,372
	TAIWAN (REP. OF CHINA)	58,583.79	155,138	7,116,180	157,208
722490	Semi-finished products of other alloy steel	64,376,764.35	22,526,601	1,033,295,187	23,188,280

TABLE 8 - Continued

PSCC CODE	COMMODITY AND COUNTRY OF ORIGIN	GROSS WEIGHT (GK)	FOB VALUE		CIF DOLLARS
			DOLLARS	PESOS	
	BAHRAIN	132.51	3,688	169,169	3,692
	INDIA	160.30	2,104	96,510	2,204
	JAPAN	9.61	148	6,789	148
	PEOPLE'S REPUBLIC OF CHINA	64,320,874.95	22,437,605	1,029,212,941	23,098,370
	REPUBLIC OF KOREA	1.71	66	3,027	71
	SINGAPORE	109.09	1,294	59,356	1,501
	TAIWAN (REP. OF CHINA)	55,452.66	79,327	3,638,729	79,858
	UNITED STATES OF AMERICA	23.52	2,369	108,666	2,436
7225	Flat-rolled products of other alloy steel, of a width of 600 mm or more.	337,791,440.95	155,975,278	7,154,586,005	164,043,660
722511	Flat-rolled products of silicon-electrical steel, grain-oriented, of a width of 600 mm or more	1,054,945.08	2,606,076	119,540,707	2,726,463
	JAPAN	909,054.96	2,199,441	100,888,359	2,304,984
	MALAYSIA	1,441.74	3,240	148,619	3,355
	PEOPLE'S REPUBLIC OF CHINA	4,636.24	15,955	731,856	16,601
	REPUBLIC OF KOREA	14,988.39	47,018	2,156,716	48,944
	SINGAPORE	62,643.55	174,222	7,991,563	179,038
	TAIWAN (REP. OF CHINA)	62,180.20	166,200	7,623,594	173,541
722519	Other flat-rolled products of silicon-electrical steel, of a width of 600 mm or more	2,652,567.27	2,937,111	134,725,282	3,108,240
	FINLAND	18,566.42	41,649	1,910,440	45,851
	JAPAN	2,078,048.04	2,392,220	109,731,131	2,532,812
	PEOPLE'S REPUBLIC OF CHINA	91,259.98	166,098	7,618,915	173,180
	TAIWAN (REP. OF CHINA)	405,243.98	236,367	10,842,154	250,695
	THAILAND	15,515.78	11,011	505,075	11,462
	UNITED ARAB EMIRATES, N.E.S.	2,949.81	1,446	66,328	1,486
	UNITED STATES OF AMERICA	25,107.17	72,811	3,339,841	76,324
	VIETNAM	15,876.09	15,509	711,398	16,430
722520	Flat-rolled products of high speed steel, of a width of 600 mm or more	95,768,942.33	37,765,822	1,732,318,255	39,627,577
	FINLAND	90,762.74	105,937	4,859,330	112,234
	GERMANY	28,497.16	25,390	1,164,639	25,613
	JAPAN	256,307.63	298,748	13,703,571	317,049
	PEOPLE'S REPUBLIC OF CHINA	94,957,607.42	36,960,177	1,695,363,319	38,785,786
	REPUBLIC OF KOREA	143,236.23	90,149	4,135,135	91,393
	SINGAPORE	106,127.40	143,138	6,565,740	148,506
	TAIWAN (REP. OF CHINA)	172,235.79	128,309	5,885,534	131,924
	THAILAND	14,167.96	13,974	640,987	15,072
722530	Flat-rolled products of other alloy steel, in coils, not further worked than hot-rolled, of a width of 600 mm or more	192,857,299.18	93,946,332	4,309,318,250	98,630,677
	JAPAN	68,078.45	56,657	2,598,857	57,959
	MALAYSIA	1,734.84	6,925	317,650	6,932
	PEOPLE'S REPUBLIC OF CHINA	192,756,474.34	93,822,337	4,303,630,599	98,503,126
	SINGAPORE	31,011.55	60,413	2,771,144	62,660
722540	Flat-rolled products of other alloy steel, not in coils, not further worked than hot-rolled, of a width of 600 mm or more	42,456,466.64	16,473,510	755,639,904	17,476,919
	AUSTRALIA	19,842.34	26,351	1,208,720	27,120
	GERMANY	48.88	1,734	79,539	1,782
	INDIA	20,385.05	11,212	514,294	11,528
	JAPAN	501,408.10	655,671	30,075,629	688,206
	MALAYSIA	1,734.84	6,925	317,650	7,200
	PEOPLE'S REPUBLIC OF CHINA	40,497,156.47	15,099,825	692,628,973	16,028,021
	REPUBLIC OF KOREA	15,372.60	23,743	1,089,091	24,888
	SINGAPORE	66,896.69	127,139	5,831,866	138,675
	TAIWAN (REP. OF CHINA)	1,333,621.67	520,910	23,894,142	549,499
722550	Flat-rolled products of other alloy steel, not further worked than cold-rolled (cold-reduced), of a width of 600 mm or more	42,741.35	35,233	1,616,138	37,255
	JAPAN	42,562.51	34,338	1,575,084	36,151
	UNITED STATES OF AMERICA	178.84	895	41,054	1,104

TABLE 8 - Continued

PSCC CODE	COMMODITY AND COUNTRY OF ORIGIN	GROSS WEIGHT (GK)	FOB VALUE		CIF
			DOLLARS	PESOS	DOLLARS
722591	Other flat-rolled products of other alloy steel, electrolytically plated or coated with zinc, of a width of 600 mm or more	1,085,231.46	810,515	37,178,323	951,258
	JAPAN	1,085,231.46	810,515	37,178,323	951,258
722592	Other flat-rolled products of other alloy steel, otherwise plated or coated with zinc, of a width of 600 mm or more	188,492.94	163,479	7,498,782	170,444
	JAPAN	64,390.05	47,371	2,172,908	54,203
	THAILAND	124,102.89	116,108	5,325,874	116,241
722599	Other flat-rolled products of other alloy steel, n.e.s., of a width of 600 mm or more	1,684,754.70	1,237,200	56,750,364	1,314,827
	BELGIUM	482,871.31	517,573	23,741,074	524,833
	ISRAEL	330.23	617	28,302	755
	JAPAN	252,795.53	271,761	12,465,677	295,211
	PEOPLE'S REPUBLIC OF CHINA	860,634.30	353,109	16,197,110	393,961
	SINGAPORE	46,630.27	45,913	2,106,029	48,536
	TAIWAN (REP. OF CHINA)	13,186.75	6,960	319,255	7,576
	THAILAND	28,306.31	41,267	1,892,917	43,955
7226	Flat-rolled products of other alloy steel, of a width of less than 600 mm.	4,146,363.18	5,268,437	241,663,203	5,523,133
722611	Flat-rolled products of silicon-electrical steel, grain-oriented, of a width of less than 600 mm	1,554,772.54	3,860,418	177,077,374	4,007,600
	JAPAN	1,046,258.98	2,407,776	110,444,685	2,494,002
	MALAYSIA	113,293.59	327,970	15,043,984	350,409
	PEOPLE'S REPUBLIC OF CHINA	45,051.13	51,086	2,343,315	53,033
	REPUBLIC OF KOREA	79,444.72	395,492	18,141,218	408,404
	TAIWAN (REP. OF CHINA)	1,040.91	477	21,880	496
	UK OF GREAT BRITAIN AND N. IRELAND	166.64	5,868	269,165	5,886
	UNITED STATES OF AMERICA	269,516.57	671,749	30,813,127	695,370
722619	Other flat-rolled products of silicon-electrical steel, of a width of less than 600 mm	247,569.72	83,762	3,842,162	88,556
	PEOPLE'S REPUBLIC OF CHINA	161,581.77	30,251	1,387,613	33,509
	TAIWAN (REP. OF CHINA)	85,987.95	53,511	2,454,549	55,047
722691	Flat-rolled products of other alloy steel, not further worked than hot-rolled, of a width of less than 600 mm	68,383.86	82,931	3,804,044	87,715
	BELGIUM	10,271.56	12,666	580,989	13,924
	GERMANY	8,036.11	4,822	221,185	5,296
	PEOPLE'S REPUBLIC OF CHINA	45,454.94	40,945	1,878,147	43,306
	UNITED STATES OF AMERICA	4,621.25	24,498	1,123,723	25,189
722692	Flat-rolled products of other alloy steel, not further worked than cold-rolled (cold-reduced), of a width of less than 600 mm	38,535.46	87,650	4,020,506	96,339
	GERMANY	17,697.38	26,999	1,238,444	28,348
	JAPAN	19,589.67	49,114	2,252,859	56,115
	PEOPLE'S REPUBLIC OF CHINA	564.17	987	45,274	1,052
	SINGAPORE	486.59	896	41,100	899
	SWITZERLAND	104.88	7,118	326,503	7,319
	UNITED STATES OF AMERICA	92.77	2,536	116,326	2,606
722693	Flat-rolled products of other alloy steel, electrolytically plated or coated with zinc, of a width of less than 600 mm	2,208,849.24	1,139,355	52,262,213	1,225,229
	GERMANY	415.96	2,168	99,446	2,251
	JAPAN	71.16	1,174	53,851	1,207
	PEOPLE'S REPUBLIC OF CHINA	1,051,159.37	588,868	27,011,375	633,292
	SINGAPORE	31.16	868	39,815	922
	TAIWAN (REP. OF CHINA)	668,293.73	316,658	14,525,102	342,228
	VIETNAM	488,877.86	229,619	10,532,624	245,329
722699	Other flat-rolled products of other alloy steel, n.e.s., of a width of less than 600 mm	28,252.36	14,321	656,904	17,694
	PEOPLE'S REPUBLIC OF CHINA	27,920.96	12,584	577,228	15,719

TABLE 8 - Continued

PSCC CODE	COMMODITY AND COUNTRY OF ORIGIN	GROSS WEIGHT (GK)	FOB VALUE		CIF
			DOLLARS	PESOS	DOLLARS
	REPUBLIC OF KOREA	331.40	1,737	79,676	1,975
7227	Bars and rods, hot-rolled, in irregularly wound coils, of other alloy steel.	332,766,840.01	119,922,015	5,500,822,827	125,911,891
722710	Bars and rods, hot-rolled, in irregularly wound coils, of high speed steel	304.57	7,736	354,850	8,803
	JAPAN	304.57	7,736	354,850	8,803
722720	Bars and rods, hot-rolled, in irregularly wound coils, of silico-manganese steel	178,469.46	153,759	7,052,925	170,896
	JAPAN	19,063.72	72,315	3,317,089	86,139
	PEOPLE'S REPUBLIC OF CHINA	159,405.74	81,444	3,735,836	84,757
722790	Bars and rods, hot-rolled, in irregularly wound coils, of other alloy steel, n.e.s.	332,588,065.98	119,760,520	5,493,415,052	125,732,192
	CANADA	534.03	1,387	63,622	1,682
	GERMANY	79,872.88	129,418	5,936,404	132,999
	ITALY	0.25	27	1,238	29
	JAPAN	279,238.54	460,831	21,138,318	487,754
	PEOPLE'S REPUBLIC OF CHINA	328,115,186.09	117,671,693	5,397,600,558	123,599,424
	REPUBLIC OF KOREA	27,152.62	24,300	1,114,641	27,000
	RUSSIAN FEDERATION	4,020,149.81	1,370,262	62,853,918	1,373,597
	SINGAPORE	0.53	2,975	136,463	3,049
	SWITZERLAND	2.20	217	9,954	259
	TAIWAN (REP. OF CHINA)	34,479.23	60,766	2,787,336	64,239
	THAILAND	27,204.82	13,453	617,089	15,370
	UNITED STATES OF AMERICA	4,244.98	25,191	1,155,511	26,790
7228	Other bars and rods of other alloy steel; angles, shapes and sections, of other alloy steel; hollow drill bars and rods, of alloy or non-alloy steel.	1,003,693,474.11	348,310,007	15,976,980,021	367,457,748
722810	Other bars and rods, of high speed steel	211,945.20	1,260,208	57,805,742	1,396,511
	INDIA	34.17	401	18,394	441
	JAPAN	16,187.19	37,154	1,704,254	42,018
	PEOPLE'S REPUBLIC OF CHINA	8,318.49	21,861	1,002,764	21,861
	REPUBLIC OF KOREA	15,312.69	15,267	700,297	17,254
	SINGAPORE	34,773.89	553,761	25,401,017	605,839
	TAIWAN (REP. OF CHINA)	129,815.32	587,287	26,938,855	663,725
	THAILAND	907.76	5,874	269,441	6,402
	UNITED STATES OF AMERICA	6,595.69	38,603	1,770,720	38,971
722820	Other bars and rods, of silico-manganese steel	468,834,631.66	170,267,943	7,810,190,547	174,245,740
	INDIA	35,660.13	28,947	1,327,799	30,106
	INDONESIA	157,689.20	96,547	4,428,611	108,149
	JAPAN	3,894,513.93	3,675,864	168,611,882	3,809,080
	NETHERLANDS	17,671.89	23,057	1,057,625	23,707
	PEOPLE'S REPUBLIC OF CHINA	464,519,999.46	166,248,715	7,625,828,557	170,066,869
	REPUBLIC OF KOREA	37.44	3,594	164,857	3,693
	SINGAPORE	1.79	667	30,595	795
	TAIWAN (REP. OF CHINA)	199,946.80	169,699	7,784,094	178,457
	THAILAND	8,593.30	7,957	364,988	8,460
	UK OF GREAT BRITAIN AND N. IRELAND	339.18	10,543	483,607	12,820
	UNITED STATES OF AMERICA	178.54	2,353	107,932	3,604
722830	Bars and rods of other alloy steel, not further worked than hot-rolled, hot drawn or extruded, n.e.s.	445,769,414.68	131,971,495	6,053,532,476	144,704,591
	AUSTRALIA	12,552.30	75,247	3,451,580	87,816
	BELGIUM	11,211.57	7,299	334,805	7,609
	GERMANY	32,372.10	148,906	6,830,318	154,262
	INDIA	39,957.36	24,086	1,104,825	25,600
	JAPAN	6,345,100.25	6,062,141	278,070,408	6,769,080
	NETHERLANDS	21,757.47	17,801	816,532	18,303
	PEOPLE'S REPUBLIC OF CHINA	438,961,307.09	125,381,733	5,751,260,093	137,368,292
	REPUBLIC OF KOREA	196.13	968	44,402	1,116
	SINGAPORE	200.08	960	44,035	1,303
	SWEDEN	228.34	1,435	65,823	1,534

TABLE 8 - Continued

PSCC CODE	COMMODITY AND COUNTRY OF ORIGIN	GROSS WEIGHT (GK)	FOB VALUE		CIF DOLLARS
			DOLLARS	PESOS	
	TAIWAN (REP. OF CHINA)	327,674.49	234,493	10,756,194	250,928
	THAILAND	16,208.72	13,641	625,713	15,838
	UK OF GREAT BRITAIN AND N. IRELAND	356.38	2,286	104,859	2,377
	UNITED STATES OF AMERICA	292.40	499	22,889	533
722840	Bars and rods of other alloy steel, not further worked than forged, n.e.s.	20,044,095.25	8,659,799	397,224,980	9,068,075
	BELGIUM	11,124.86	5,078	232,928	5,100
	GERMANY	87,081.15	231,103	10,600,695	246,457
	INDIA	17,429.58	9,997	458,562	10,681
	JAPAN	129,146.33	205,479	9,425,322	220,908
	NETHERLANDS	21,806.05	36,466	1,672,695	39,402
	PEOPLE'S REPUBLIC OF CHINA	19,725,884.62	8,034,957	368,563,478	8,400,470
	REPUBLIC OF KOREA	14,337.06	50,298	2,307,169	53,735
	SINGAPORE	552.01	2,384	109,354	3,748
	TAIWAN (REP. OF CHINA)	3,297.80	9,107	417,738	9,535
	THAILAND	239.77	2,103	96,465	2,336
	UNITED STATES OF AMERICA	33,196.02	72,827	3,340,574	75,703
722850	Bars and rods of other alloy steel, not further worked than cold- formed or cold-finished, n.e.s.	707,067.26	2,870,387	131,664,652	3,064,644
	GERMANY	34,523.33	85,455	3,919,821	88,990
	INDIA	21,470.92	16,028	735,204	16,338
	JAPAN	316,547.73	426,864	19,580,252	468,570
	NETHERLANDS	1,367.00	5,308	243,478	5,714
	PEOPLE'S REPUBLIC OF CHINA	77,581.13	186,031	8,533,242	198,186
	SINGAPORE	3,980.98	75,865	3,479,928	78,127
	TAIWAN (REP. OF CHINA)	173,181.49	1,171,300	53,727,531	1,240,623
	UNITED STATES OF AMERICA	75,077.24	898,153	41,198,278	962,713
	VIETNAM	3,337.44	5,383	246,918	5,383
722860	Bars and rods of other alloy steel, n.e.s.	16,137,130.96	9,020,602	413,775,014	9,343,930
	AUSTRALIA	2,875.97	9,620	441,269	9,901
	GERMANY	4,311.35	56,563	2,594,545	62,751
	HONG KONG, CHINA	0.88	44	2,018	50
	JAPAN	436,520.39	1,263,602	57,961,424	1,423,142
	NETHERLANDS	73.23	367	16,834	426
	PEOPLE'S REPUBLIC OF CHINA	15,001,867.25	6,796,495	311,755,226	6,907,727
	REPUBLIC OF KOREA	80,670.64	181,512	8,325,955	185,260
	SINGAPORE	28,564.64	149,627	6,863,390	160,466
	SWEDEN	3,552.67	27,379	1,255,875	28,699
	TAIWAN (REP. OF CHINA)	561,530.60	396,480	18,186,538	410,684
	THAILAND	0.92	21	963	23
	UK OF GREAT BRITAIN AND N. IRELAND	1,468.36	8,732	400,537	8,839
	UNITED STATES OF AMERICA	10,027.79	91,718	4,207,105	99,053
	VIETNAM	5,666.27	38,442	1,763,335	46,909
722870	Angles, shapes and sections of other alloy steel	51,862,477.41	23,425,467	1,074,526,169	24,781,313
	GERMANY	80.82	688	31,558	730
	ITALY	6,538.36	24,152	1,107,852	26,938
	JAPAN	8,019.08	20,066	920,427	22,139
	NETHERLANDS	9,634.12	15,294	701,536	15,715
	PEOPLE'S REPUBLIC OF CHINA	48,413,208.18	21,717,270	996,171,175	22,976,389
	REPUBLIC OF KOREA	59.31	208	9,541	216
	RUSSIAN FEDERATION	3,216,755.13	1,539,251	70,605,443	1,623,840
	TAIWAN (REP. OF CHINA)	208,171.16	107,341	4,923,731	114,115
	THAILAND	11.25	1,197	54,906	1,231
722880	Hollow drill bars and rods, of alloy/non-alloy steel	126,711.69	834,106	38,260,441	852,944
	GERMANY	36.85	6,752	309,714	6,957
	HONG KONG, CHINA	941.88	7,916	363,107	8,164
	ITALY	141.25	851	39,035	1,496
	JAPAN	296.86	4,914	225,405	5,165
	LUXEMBOURG	0.84	608	27,889	689
	MALAYSIA	3,167.40	28,536	1,308,946	29,933
	PEOPLE'S REPUBLIC OF CHINA	10,156.97	98,263	4,507,324	102,954
	REPUBLIC OF KOREA	0.01	1,519	69,677	1,583
	SINGAPORE	1,148.05	4,703	215,727	5,115
	SPAIN	2.59	78	3,578	92

TABLE 8 - Continued

PSCC CODE	COMMODITY AND COUNTRY OF ORIGIN	GROSS WEIGHT (GK)	FOB VALUE		CIF
			DOLLARS	PESOS	DOLLARS
	SWEDEN	1.96	52	2,385	61
	SWITZERLAND	0.71	605	27,751	622
	TAIWAN (REP. OF CHINA)	36,599.15	91,051	4,176,509	99,540
	TURKEY	130.23	3,907	179,214	4,846
	UNITED ARAB EMIRATES, N.E.S.	66,872.62	561,370	25,750,042	562,406
	UNITED STATES OF AMERICA	7,214.32	22,981	1,054,138	23,321
7229	Wire of other alloy steel.	5,353,086.49	4,907,374	225,101,244	5,147,444
722910	Wire of other alloy steel, of high speed steel	882,438.53	1,149,901	52,745,957	1,209,236
	BELGIUM	0.83	1,363	62,521	1,456
	CHAD	148,330.63	75,829	3,478,276	84,852
	CZECH REPUBLIC (CZECHOSLOVAKIA)	9.44	59	2,706	71
	GERMANY	0.83	713	32,705	762
	HONG KONG, CHINA	6.93	104	4,770	124
	INDONESIA	596.22	1,229	56,374	1,237
	JAPAN	20,129.38	90,766	4,163,436	96,230
	MALAYSIA	365.98	4,090	187,608	4,704
	PEOPLE'S REPUBLIC OF CHINA	596,302.98	361,259	16,570,950	383,706
	REPUBLIC OF KOREA	4,044.75	57,033	2,616,104	62,794
	SINGAPORE	36,464.00	425,456	19,515,667	437,129
	SWEDEN	3,510.32	65,862	3,021,090	66,744
	TAIWAN (REP. OF CHINA)	19,004.31	20,781	953,224	22,081
	THAILAND	53,428.75	39,255	1,800,627	40,826
	UNITED STATES OF AMERICA	243.18	6,102	279,899	6,520
722920	Wire of other alloy steel, of silico-manganese steel	2,269,173.43	1,723,737	79,067,817	1,772,638
	JAPAN	76.38	482	22,109	508
	MALAYSIA	118,114.49	94,050	4,314,074	94,830
	PEOPLE'S REPUBLIC OF CHINA	1,138,344.17	872,396	40,016,805	903,979
	REPUBLIC OF KOREA	887,571.88	606,629	27,826,072	620,786
	SINGAPORE	42.79	355	16,284	420
	TAIWAN (REP. OF CHINA)	124,645.80	146,601	6,724,588	148,796
	UNITED STATES OF AMERICA	377.92	3,224	147,885	3,319
722990	Wire of other alloy steel, n.e.s.	2,201,474.53	2,033,736	93,287,470	2,165,570
	JAPAN	859.08	16,154	740,984	21,253
	PEOPLE'S REPUBLIC OF CHINA	1,465,427.49	1,076,483	49,378,275	1,137,481
	REPUBLIC OF KOREA	15,190.73	60,065	2,755,182	63,687
	SINGAPORE	12,840.28	203,232	9,322,252	211,322
	SWEDEN	233.00	4,348	199,443	4,467
	TAIWAN (REP. OF CHINA)	702,592.57	660,060	30,276,952	713,430
	THAILAND	1,750.57	6,589	302,237	6,972
	UNITED STATES OF AMERICA	182.69	1,997	91,602	2,042
	VIETNAM	2,398.12	4,808	220,543	4,916
73	Articles of iron or steel	761,128,623.40	1,097,854,011	50,358,563,494	1,163,535,937
7301	Sheet piling of iron or steel, whether or not drilled, punched or made from assembled elements; welded angles, shapes and sections, of iron or steel.	94,677,648.09	57,134,892	2,620,777,494	61,177,467
730110	Sheet piling of iron or steel, whether or not drilled, punched or made from assembled elements	90,948,292.05	52,192,305	2,394,061,030	56,013,009
	GERMANY	170.19	4,678	214,580	4,910
	HONG KONG, CHINA	128,941.67	77,365	3,548,733	77,518
	JAPAN	14,459,680.82	9,536,429	437,435,998	11,008,402
	PEOPLE'S REPUBLIC OF CHINA	50,733,098.28	28,232,653	1,295,031,793	29,982,194
	REPUBLIC OF KOREA	19,496,494.03	10,853,789	497,863,301	11,219,407
	SINGAPORE	549,070.61	520,660	23,882,674	569,665
	SWEDEN	342.58	1,895	86,924	2,169
	TAIWAN (REP. OF CHINA)	189,186.15	116,414	5,339,910	122,708
	THAILAND	5,390,781.20	2,836,913	130,129,199	3,014,033
	UNITED STATES OF AMERICA	526.52	11,509	527,918	12,003
730120	Welded angles, shapes and sections of iron or steel	3,729,356.04	4,942,587	226,716,464	5,164,458
	AUSTRALIA	14,445.40	24,062	1,103,724	24,769
	FRANCE	789.10	6,029	276,550	6,915
	GERMANY	510.39	7,774	356,593	8,039

TABLE 8 - Continued

PSCC CODE	COMMODITY AND COUNTRY OF ORIGIN	GROSS WEIGHT (GK)	FOB VALUE		CIF
			DOLLARS	PESOS	DOLLARS
	ITALY	197.79	1,220	55,961	1,259
	JAPAN	201,540.52	372,876	17,103,822	412,651
	MALAYSIA	4,158.89	119,920	5,500,730	130,212
	PEOPLE'S REPUBLIC OF CHINA	3,386,063.72	4,237,012	194,351,740	4,395,753
	REPUBLIC OF KOREA	31,526.65	29,086	1,334,175	30,995
	SINGAPORE	38,301.62	64,260	2,947,606	69,098
	TAIWAN (REP. OF CHINA)	17,765.74	55,346	2,538,721	59,367
	UK OF GREAT BRITAIN AND N. IRELAND	1,307.74	4,030	184,856	4,275
	UNITED ARAB EMIRATES, N.E.S.	9.33	55	2,523	58
	UNITED STATES OF AMERICA	32,739.15	20,917	959,463	21,067
7302	Railway or tramway track construction material of iron or steel, the following: rails, check-rails and rack rails, switch blades, crossing frogs, point rods and other crossing pieces, sleepers (cross-ties), fish-plates, chairs, chair wedges, sole plates (base plates), rail clips, bedplates, ties and other material specialized for jointing or fixing rails.	3,033,829.02	4,710,062	216,050,544	4,989,306
730210	Rails, of iron or steel	2,294,068.68	2,778,073	127,430,208	2,940,349
	BELGIUM	10,522.28	11,508	527,872	12,277
	GERMANY	6,335.13	22,750	1,043,543	23,587
	HONG KONG, CHINA	5.47	2,178	99,905	2,238
	JAPAN	82,955.03	407,777	18,704,731	436,702
	MALAYSIA	25.00	854	39,173	889
	NETHERLANDS	427.82	25,612	1,174,822	26,485
	PEOPLE'S REPUBLIC OF CHINA	1,797,568.60	1,197,478	54,928,316	1,272,923
	REPUBLIC OF KOREA	220,254.86	882,268	40,469,633	922,615
	SINGAPORE	38,783.79	56,043	2,570,692	59,934
	SPAIN	18.62	540	24,770	631
	TAIWAN (REP. OF CHINA)	77,548.21	48,062	2,204,604	49,852
	THAILAND	2,016.48	8,059	369,666	10,434
	UK OF GREAT BRITAIN AND N. IRELAND	53,865.80	93,012	4,266,460	97,600
	UNITED STATES OF AMERICA	3,741.59	21,932	1,006,021	24,182
730230	Switch blades, crossing frogs, point rods and other crossing pieces, of iron or steel	11,499.33	88,716	4,069,403	96,737
	AUSTRIA	1.47	36	1,651	39
	JAPAN	11,168.28	83,930	3,849,869	91,586
	PEOPLE'S REPUBLIC OF CHINA	269.45	163	7,477	174
	SINGAPORE	60.13	4,587	210,406	4,938
730240	Fish plates and sole plates, of iron or steel	66,860.17	100,973	4,631,631	111,889
	JAPAN	8,767.05	3,802	174,398	4,391
	PEOPLE'S REPUBLIC OF CHINA	55,918.41	87,160	3,998,029	94,734
	REPUBLIC OF KOREA	1,763.07	4,652	213,387	6,870
	THAILAND	411.64	5,359	245,817	5,894
730290	Other railway or tramway track construction material, n.e.s., of iron or steel	661,400.84	1,742,300	79,919,302	1,840,331
	AUSTRALIA	28,988.94	28,088	1,288,397	30,192
	BELGIUM	1,110.74	7,861	360,584	8,082
	GERMANY	6.89	3,237	148,481	3,329
	HONG KONG, CHINA	43,122.81	614,022	28,165,189	650,948
	JAPAN	65,589.74	187,220	8,587,781	206,628
	MALAYSIA	5.32	826	37,889	849
	NETHERLANDS	4,101.88	17,312	794,101	18,496
	PEOPLE'S REPUBLIC OF CHINA	79,624.74	96,077	4,407,052	100,681
	REPUBLIC OF KOREA	386,548.04	503,800	23,109,306	528,519
	SINGAPORE	23,205.41	74,579	3,420,939	77,396
	SWEDEN	225.38	11,203	513,882	11,608
	TAIWAN (REP. OF CHINA)	22,999.08	128,648	5,901,084	131,681
	THAILAND	5,159.15	65,126	2,987,330	67,348
	UNITED STATES OF AMERICA	287.97	2,702	123,941	2,891
	VIETNAM	424.75	1,599	73,346	1,683
7303	Tubes, pipes and hollow profiles, of cast iron.	14,615,197.51	17,510,248	803,195,074	19,299,575
730300	Tubes, pipes and hollow profiles, of cast iron	14,615,197.51	17,510,248	803,195,074	19,299,575
	AUSTRALIA	128.50	600	27,522	1,162

TABLE 8 - Continued

PSCC CODE	COMMODITY AND COUNTRY OF ORIGIN	GROSS WEIGHT (GK)	FOB VALUE		CIF
			DOLLARS	PESOS	DOLLARS
	AUSTRIA	0.85	1,845	84,630	1,896
	BELGIUM	486.72	13,991	641,767	16,198
	DEMOCRATIC PEOPLE'S REP. OF KOREA	783.49	5,065	232,332	5,070
	DENMARK	192.61	3,494	160,270	3,625
	FRANCE	33.06	3,254	149,261	3,453
	GERMANY	9,825.82	96,979	4,448,426	101,223
	HONG KONG, CHINA	47,950.34	56,171	2,576,563	60,019
	INDIA	418,353.78	292,020	13,394,957	305,179
	IRELAND	358.37	665	30,504	884
	ITALY	160.54	5,996	275,037	6,670
	JAPAN	293,504.92	660,462	30,295,393	736,950
	MALAYSIA	26,117.48	25,238	1,157,667	28,237
	NETHERLANDS	2,243.79	22,638	1,038,404	33,090
	PEOPLE'S REPUBLIC OF CHINA	12,150,907.77	6,742,766	309,290,675	7,164,956
	REPUBLIC OF KOREA	76,197.89	182,393	8,366,367	204,881
	SINGAPORE	60,690.42	702,936	32,243,674	710,068
	SPAIN	1,526.22	42,367	1,943,374	49,164
	SWEDEN	5,981.21	77,511	3,555,430	79,709
	SWITZERLAND	7.64	457	20,963	488
	TAIWAN (REP. OF CHINA)	1,475,395.68	8,317,654	381,530,788	9,519,586
	THAILAND	15,104.79	28,931	1,327,065	32,480
	TURKEY	262.47	127	5,825	217
	UK OF GREAT BRITAIN AND N. IRELAND	1.55	2,033	93,254	2,098
	UNITED STATES OF AMERICA	24,026.95	224,394	10,292,954	232,007
	VIETNAM	4,954.65	261	11,972	265
7304	Tubes, pipes and hollow profiles, seamless, of iron (other than cast iron) or steel.	47,511,397.10	49,125,878	2,253,404,029	51,992,250
730410	Line pipe of a kind used for oil or gas pipelines, seamless, of iron or steel	14,487,918.66	10,543,721	483,640,483	10,933,999
	AUSTRALIA	3,666.77	23,270	1,067,395	24,229
	BRAZIL	19,865.76	35,801	1,642,192	38,196
	FRANCE	145,885.98	234,958	10,777,523	241,657
	GERMANY	40,628.63	259,405	11,898,907	259,874
	HONG KONG, CHINA	71.24	1,176	53,943	1,210
	INDIA	29,403.00	82,572	3,787,578	86,576
	INDONESIA	68.11	686	31,467	709
	ITALY	461.88	6,952	318,888	7,743
	JAPAN	376,973.61	782,431	35,890,110	844,697
	MALAYSIA	5,917.84	4,950	227,057	5,289
	NETHERLANDS	45.16	5,188	237,974	5,298
	PEOPLE'S REPUBLIC OF CHINA	12,759,929.97	7,457,208	342,062,131	7,703,760
	REPUBLIC OF KOREA	331,726.98	369,914	16,967,955	402,056
	SINGAPORE	357,767.14	469,850	21,552,020	485,007
	SWEDEN	8.94	193	8,853	202
	TAIWAN (REP. OF CHINA)	100,920.39	135,297	6,206,073	138,878
	THAILAND	314,215.88	670,510	30,756,294	685,105
	UK OF GREAT BRITAIN AND N. IRELAND	356.91	3,174	145,591	3,320
	UNITED STATES OF AMERICA	4.47	186	8,532	193
730421	Drill pipe, seamless, of a kind used in drilling for oil or gas, of iron or steel	363,273.13	1,165,674	53,469,466	1,199,197
	AUSTRALIA	132.16	5,740	263,294	5,745
	INDONESIA	2,102.37	3,186	146,142	3,316
	JAPAN	1,973.55	2,437	111,785	2,547
	PEOPLE'S REPUBLIC OF CHINA	137,316.14	113,253	5,194,915	122,728
	PORTUGAL	119.73	2,337	107,198	2,403
	REPUBLIC OF KOREA	34,278.77	27,859	1,277,892	28,624
	SINGAPORE	94,174.43	747,483	34,287,045	763,445
	UNITED ARAB EMIRATES, N.E.S.	60,176.94	186,792	8,568,149	187,136
	UNITED STATES OF AMERICA	32,999.04	76,587	3,513,046	83,253
730429	Casing, tubing, seamless, of a kind used in drilling for oil or gas, of iron or steel	18,040,193.47	19,025,167	872,684,413	20,035,440
	AUSTRALIA	3,361.40	21,356	979,600	22,677
	AUSTRIA	29,217.88	17,211	789,469	19,823
	BELGIUM	0.90	43	1,972	51
	FINLAND	6.08	265	12,156	308
	FRANCE	6,200.17	60,890	2,793,024	61,036
	GERMANY	3,566.94	60,848	2,791,098	62,338

TABLE 8 - Continued

PSCC CODE	COMMODITY AND COUNTRY OF ORIGIN	GROSS WEIGHT (GK)	FOB VALUE		CIF DOLLARS
			DOLLARS	PESOS	
	HONG KONG, CHINA	10,412.59	79,554	3,649,142	81,889
	INDIA	54,630.51	140,712	6,454,459	144,021
	ITALY	25.97	505	23,164	539
	JAPAN	689,965.23	2,078,923	95,360,198	2,187,244
	MALAYSIA	7,952.97	7,220	331,181	8,214
	MEXICO	42,130.46	72,765	3,337,731	75,745
	NETHERLANDS	5,810.04	9,534	437,325	28,445
	PAPUA NEW GUINEA	62.14	765	35,091	787
	PEOPLE'S REPUBLIC OF CHINA	15,147,400.71	11,382,770	522,127,660	12,028,157
	REPUBLIC OF KOREA	152,107.25	493,517	22,637,625	511,348
	SINGAPORE	1,458,065.19	3,583,861	164,391,704	3,718,695
	SWEDEN	0.85	41	1,881	48
	TAIWAN (REP. OF CHINA)	400,482.19	781,640	35,853,827	840,328
	THAILAND	10,626.67	33,263	1,525,774	37,913
	UK OF GREAT BRITAIN AND N. IRELAND	4,966.48	48,534	2,226,255	49,903
	UNITED STATES OF AMERICA	13,200.85	150,950	6,924,077	155,931
730431	Other tubes, pipes and hollow profiles, seamless, cold-drawn or cold-rolled (col-reduced), of circular cross-section, of iron or non-alloy steel	2,297,010.99	2,659,684	121,999,706	2,848,623
	AUSTRALIA	39,308.51	210,124	9,638,388	224,963
	BELGIUM	230.69	1,925	88,299	1,991
	GERMANY	63,631.27	162,604	7,458,646	173,717
	JAPAN	149,986.36	577,462	26,488,183	655,364
	PEOPLE'S REPUBLIC OF CHINA	1,864,352.89	1,460,789	67,006,391	1,527,979
	SINGAPORE	1.68	62	2,844	75
	SWEDEN	20,853.11	106,092	4,866,440	116,920
	TAIWAN (REP. OF CHINA)	152,884.18	106,147	4,868,963	111,096
	THAILAND	462.22	7,662	351,456	8,187
	UK OF GREAT BRITAIN AND N. IRELAND	22.49	1,871	85,823	2,000
	UNITED STATES OF AMERICA	5,277.59	24,946	1,144,273	26,331
730439	Other tubes, pipes and hollow profiles, seamless, n.e.s., of circular cross-section, of iron or non-alloy steel	682,314.84	1,269,622	58,237,562	1,414,971
	AUSTRALIA	5,217.62	8,823	404,711	10,779
	FRANCE	91,066.27	122,526	5,620,267	133,429
	GERMANY	285,401.36	446,946	20,501,413	477,295
	INDONESIA	67.28	2,495	114,446	3,081
	JAPAN	97.55	7,321	335,814	7,560
	NETHERLANDS	2.55	2,188	100,364	2,248
	PEOPLE'S REPUBLIC OF CHINA	82,225.49	147,410	6,761,697	156,985
	SINGAPORE	56,562.06	220,325	10,106,307	230,732
	SWITZERLAND	8.11	1,472	67,521	1,514
	TAIWAN (REP. OF CHINA)	92,537.09	87,460	4,011,791	96,049
	UNITED STATES OF AMERICA	69,129.46	222,656	10,213,231	295,299
730441	Other tubes, pipes and hollow profiles, seamless, cold-drawn or cold-rolled (col-reduced), of circular cross-section, of stainless steel	316,734.18	1,011,115	46,379,845	1,087,198
	GERMANY	1,587.50	11,763	539,569	42,863
	JAPAN	107,702.01	468,367	21,483,994	481,283
	MYANMAR, UNION OF (BURMA)	5.22	852	39,081	988
	NETHERLANDS	700.49	70,211	3,220,579	74,856
	PEOPLE'S REPUBLIC OF CHINA	203,358.70	423,696	19,434,936	449,264
	REPUBLIC OF KOREA	16.92	44	2,018	47
	SINGAPORE	2,182.45	7,069	324,255	7,424
	SWEDEN	609.89	18,830	863,732	19,633
	TAIWAN (REP. OF CHINA)	71.62	2,823	129,491	3,016
	THAILAND	129.03	2,237	102,611	2,361
	UNITED STATES OF AMERICA	370.35	5,223	239,579	5,463
730449	Other tubes, pipes and hollow profiles, seamless, n.e.s., of circular cross-section, of stainless steel	1,049,352.08	2,006,728	92,048,613	2,326,005
	AUSTRALIA	175.75	6,760	310,081	7,222
	GERMANY	33,237.41	50,626	2,322,214	62,857
	INDIA	58.55	173	7,936	178
	JAPAN	587,396.43	856,591	39,291,829	917,793
	PEOPLE'S REPUBLIC OF CHINA	66,953.51	93,487	4,288,249	99,705
	REPUBLIC OF KOREA	7,902.06	39,248	1,800,306	46,644
	SINGAPORE	0.84	77	3,532	82

TABLE 8 - Continued

PSCC CODE	COMMODITY AND COUNTRY OF ORIGIN	GROSS WEIGHT (GK)	FOB VALUE		CIF
			DOLLARS	PESOS	DOLLARS
	SPAIN	31.20	194	8,899	293
	TAIWAN (REP. OF CHINA)	341,387.01	304,843	13,983,148	314,753
	THAILAND	61.71	10,767	493,882	11,120
	UNITED STATES OF AMERICA	12,024.34	634,830	29,119,652	855,601
	VIETNAM	123.27	9,132	418,885	9,757
730451	Other tubes, pipes and hollow profiles, seamless, cold-drawn or cold-rolled (col-reduced), of circular cross-section, of other alloy steel	168,582.98	383,912	17,610,044	411,863
	GERMANY	35,614.59	133,792	6,137,039	135,546
	INDIA	1,049.65	3,644	167,150	3,744
	INDONESIA	23,686.45	13,309	610,484	15,229
	JAPAN	73,952.73	192,701	8,839,195	211,073
	PEOPLE'S REPUBLIC OF CHINA	33,306.33	33,279	1,526,508	35,593
	SINGAPORE	473.69	6,277	287,926	9,705
	TAIWAN (REP. OF CHINA)	499.54	910	41,742	973
730459	Other tubes, pipes and hollow profiles, seamless, n.e.s., of circular cross-section, of other alloy steel	293,205.00	517,121	23,720,341	537,916
	FRANCE	96,617.53	153,686	7,049,577	164,083
	GERMANY	96,297.36	126,529	5,803,885	130,322
	INDIA	584.33	3,910	179,352	4,024
	JAPAN	9,739.81	32,053	1,470,271	33,771
	PEOPLE'S REPUBLIC OF CHINA	77,137.06	60,835	2,790,501	61,002
	SINGAPORE	499.40	129,286	5,930,349	133,393
	TAIWAN (REP. OF CHINA)	12,219.60	9,486	435,123	9,874
	THAILAND	1.68	26	1,193	27
	UK OF GREAT BRITAIN AND N. IRELAND	108.23	1,310	60,090	1,420
730490	Other seamless tubes, pipes and hollow profiles, iron or steel	9,812,811.77	10,543,134	483,613,556	11,197,038
	AUSTRALIA	76,002.82	442,651	20,304,402	475,164
	AUSTRIA	29,067.98	16,850	772,910	18,008
	BELGIUM	1,969.19	3,257	149,398	3,299
	CANADA	1,063.92	12,051	552,779	12,382
	FRANCE	57,538.47	101,384	4,650,484	104,579
	GERMANY	83,836.31	105,613	4,844,468	114,167
	HONG KONG, CHINA	13,386.92	106,997	4,907,953	112,729
	INDIA	18,229.62	13,668	626,951	14,563
	INDONESIA	77.35	1,966	90,180	2,211
	ITALY	34.04	4,590	210,543	4,739
	JAPAN	1,709,396.32	3,387,323	155,376,507	3,728,464
	MALAYSIA	4,898.04	5,618	257,698	5,684
	NETHERLANDS	990.09	71,489	3,279,200	73,928
	PEOPLE'S REPUBLIC OF CHINA	7,078,521.48	5,154,292	236,427,374	5,346,207
	REPUBLIC OF KOREA	109,483.01	183,647	8,423,888	200,222
	SINGAPORE	43,645.23	149,928	6,877,197	160,266
	SPAIN	1.58	30	1,376	36
	SWEDEN	32,249.63	168,255	7,717,857	184,876
	TAIWAN (REP. OF CHINA)	542,017.61	532,578	24,429,352	550,808
	UK OF GREAT BRITAIN AND N. IRELAND	4,779.03	18,182	834,008	18,768
	UNITED ARAB EMIRATES, N.E.S.	756.99	8,527	391,133	9,373
	UNITED STATES OF AMERICA	4,866.14	54,238	2,487,898	56,565
7305	Other tubes and pipes (for example, welded, riveted or similarly closed), having circular cross-sections, the external diameter of which exceeds 406.4 mm, of iron or steel.	18,972,448.75	25,706,842	1,179,172,842	27,741,210
730511	Line pipe of a kind used for oil or gas pipelines, longitudinally submerged arc welded, having circular cross-sections, the external diameter of which exceeds 406.4 mm, of iron or steel	3,553,367.53	2,739,155	125,645,039	2,995,527
	ITALY	12.99	115	5,275	137
	JAPAN	10.55	1,492	68,438	1,544
	MALAYSIA	279.00	10,299	472,415	11,003
	PEOPLE'S REPUBLIC OF CHINA	65,143.40	41,481	1,902,733	45,174
	REPUBLIC OF KOREA	3,483,541.27	2,662,391	122,123,875	2,912,762
	SINGAPORE	112.27	1,020	46,787	1,048
	SPAIN	4,258.48	21,703	995,517	23,187
	UNITED STATES OF AMERICA	9.57	654	29,999	672

TABLE 8 - Continued

PSCC CODE	COMMODITY AND COUNTRY OF ORIGIN	GROSS WEIGHT (GK)	FOB VALUE		CIF
			DOLLARS	PESOS	DOLLARS
730512	Line pipe of a kind used for oil or gas pipelines, longitudinally welded, other than submerged arc welded, having circular cross-sections, the external diameter of which exceeds 406.4 mm, of iron or steel	1,251,841.07	853,529	39,151,376	906,257
	PEOPLE'S REPUBLIC OF CHINA	1,251,714.29	853,317	39,141,651	906,006
	SINGAPORE	13.33	24	1,101	28
	UNITED STATES OF AMERICA	113.45	188	8,624	223
730519	Other line pipe of a kind used for oil or gas pipelines, n.e.s., having circular cross-sections, the external diameter of which exceeds 406.4 mm, of iron or steel	7,557,300.73	9,815,280	450,226,894	10,521,845
	AUSTRALIA	15,392.53	204,783	9,393,396	223,694
	FRANCE	144,609.03	592,642	27,184,489	619,330
	GERMANY	8,529.07	280,341	12,859,242	315,179
	ITALY	8,678.74	30,427	1,395,686	32,859
	JAPAN	5,482.84	149,829	6,872,656	156,743
	MALAYSIA	128,187.37	1,723,997	79,079,742	1,836,278
	NETHERLANDS	32,056.87	324,525	14,885,962	334,026
	NETHERLANDS ANTILLES	54,302.47	186,332	8,547,049	206,492
	PEOPLE'S REPUBLIC OF CHINA	3,606,585.06	2,511,506	115,202,780	2,605,546
	REPUBLIC OF KOREA	82,964.28	175,251	8,038,763	188,672
	SINGAPORE	15,575.17	83,288	3,820,421	88,138
	SPAIN	666.98	3,294	151,096	3,491
	SWEDEN	3,519.18	426,300	19,554,381	438,324
	UK OF GREAT BRITAIN AND N. IRELAND	63.69	15,052	690,435	15,467
	UNITED STATES OF AMERICA	25.04	6,740	309,164	7,232
	VIETNAM	3,450,662.41	3,100,973	142,241,632	3,450,374
730520	Casing of a kind used in drilling for oil or gas, welded, having external diameter of which exceeds 406.4 mm, of iron or steel	5,025.25	36,115	1,656,595	40,019
	PEOPLE'S REPUBLIC OF CHINA	5,010.31	35,968	1,649,852	39,862
	SINGAPORE	14.94	147	6,743	157
730531	Other tubes and pipes, n.e.s., longitudinally welded, having circular cross-sections, of iron or steel	591,987.41	1,029,894	47,241,236	1,099,336
	AUSTRALIA	231.54	1,948	89,354	2,026
	AUSTRIA	2.50	85	3,899	91
	BRAZIL	1,557.91	17,291	793,138	17,811
	DEMOCRATIC PEOPLE'S REP. OF KOREA	2,398.88	10,028	459,984	10,039
	DENMARK	0.89	1,274	58,438	1,310
	GERMANY	2,455.51	21,554	988,682	24,526
	HONG KONG, CHINA	5,042.37	7,149	327,925	7,836
	INDONESIA	9.18	1,343	61,603	1,488
	ITALY	2,664.36	34,521	1,583,478	39,281
	JAPAN	46,746.99	122,112	5,601,277	144,324
	NETHERLANDS	39,687.26	76,917	3,528,183	77,190
	NEW ZEALAND	1,504.07	1,146	52,567	1,178
	PEOPLE'S REPUBLIC OF CHINA	419,625.39	541,870	24,855,578	575,327
	REPUBLIC OF KOREA	37,516.33	128,531	5,895,717	129,763
	SINGAPORE	47.48	445	20,412	471
	SWITZERLAND	4.16	3,799	174,260	4,059
	TAIWAN (REP. OF CHINA)	32,149.11	54,972	2,521,565	57,501
	UNITED STATES OF AMERICA	78.87	944	43,301	1,051
	VIETNAM	264.61	3,965	181,875	4,064
730539	Other tubes and pipes, n.e.s., other than longitudinally welded/etc, of iron or steel	53,184.24	111,426	5,111,110	128,327
	GERMANY	13,423.26	15,966	732,360	17,401
	JAPAN	10,685.07	35,879	1,645,770	49,234
	PEOPLE'S REPUBLIC OF CHINA	665.10	636	29,173	717
	REPUBLIC OF KOREA	17,492.43	46,790	2,146,257	48,563
	SINGAPORE	10,917.48	11,793	540,945	11,982
	UNITED STATES OF AMERICA	0.90	362	16,605	430
730590	Other tubes and pipes, n.e.s., having a circular cross-sections, the external diameter of which exceeds 406.4 mm, of iron or steel	5,959,742.52	11,121,443	510,140,592	12,049,899
	AUSTRALIA	132.24	649	29,770	773

TABLE 8 - Continued

PSCC CODE	COMMODITY AND COUNTRY OF ORIGIN	GROSS WEIGHT (GK)	FOB VALUE		CIF DOLLARS
			DOLLARS	PESOS	
	CANADA	15,496.31	22,419	1,028,360	26,525
	GERMANY	11,811.78	13,110	601,356	13,538
	INDIA	14,632.89	56,413	2,587,664	58,150
	ITALY	145.43	1,435	65,824	2,883
	JAPAN	255,546.19	456,985	20,961,902	485,300
	KENYA	405.50	4,946	226,873	5,180
	NETHERLANDS	1,997.94	8,434	386,868	9,011
	PEOPLE'S REPUBLIC OF CHINA	1,057,995.21	898,524	41,215,296	936,076
	REPUBLIC OF KOREA	106,164.38	117,487	5,389,129	124,765
	SINGAPORE	2,998.37	17,590	806,853	17,893
	SPAIN	104.16	5,175	237,377	5,625
	SWITZERLAND	416.46	6,356	291,550	6,791
	TAIWAN (REP. OF CHINA)	4,407,609.96	8,686,807	398,463,837	9,483,644
	THAILAND	84,251.45	819,309	37,581,704	867,763
	UNITED STATES OF AMERICA	34.25	5,804	266,229	5,982
7306	Other tubes, pipes and hollow profiles (for example, open seam or welded, riveted or similarly closed), of iron or steel.	154,391,333.42	115,437,692	5,295,126,931	121,873,495
730610	Line pipe of a kind used for oil or gas pipelines, of iron or steel	6,444,242.50	5,712,664	262,039,898	6,069,446
	DENMARK	31.28	224	10,275	236
	GERMANY	88,918.27	305,939	14,033,422	326,911
	HONG KONG, CHINA	225.42	177	8,119	185
	INDONESIA	35,213.54	18,597	853,044	19,764
	JAPAN	132,265.12	641,573	29,428,954	759,790
	PEOPLE'S REPUBLIC OF CHINA	5,892,702.75	3,762,176	172,571,013	3,933,460
	REPUBLIC OF KOREA	10,854.33	35,775	1,640,999	37,895
	SINGAPORE	36,037.15	274,101	12,573,013	283,131
	SLOVAK REPUBLIC (SLOVAKIA)	9,868.25	77,092	3,536,210	82,321
	TAIWAN (REP. OF CHINA)	238,126.39	597,010	27,384,849	625,753
730620	Casing and tubing of a kind used in drilling for oil or gas, of iron or steel	280,107.97	311,484	14,287,772	325,203
	GERMANY	19,793.55	18,757	860,384	18,818
	HONG KONG, CHINA	48,115.83	60,160	2,759,539	60,672
	ITALY	6,684.82	24,693	1,132,668	25,393
	JAPAN	20,180.83	68,953	3,162,874	75,617
	PEOPLE'S REPUBLIC OF CHINA	170,570.21	90,808	4,165,363	94,670
	REPUBLIC OF KOREA	8.38	67	3,073	69
	SINGAPORE	56.39	895	41,054	933
	SWITZERLAND	5.54	2,449	112,336	2,452
	TAIWAN (REP. OF CHINA)	14,108.47	35,909	1,647,146	37,001
	UK OF GREAT BRITAIN AND N. IRELAND	2.49	25	1,147	29
	UNITED STATES OF AMERICA	581.46	8,768	402,188	9,549
730630	Other tubes, pipes and hollow profiles, welded, of circular cross-section, of iron or non-alloy steel	61,510,634.56	44,535,364	2,042,837,144	46,255,593
	BELGIUM	26.96	672	30,825	755
	CANADA	351.62	1,411	64,723	1,451
	FRANCE	927.58	8,043	368,932	8,558
	GERMANY	138,581.39	265,795	12,192,016	273,167
	HONG KONG, CHINA	1,187.16	20,014	918,042	20,047
	INDIA	1,694.14	3,933	180,407	5,480
	INDONESIA	105,819.31	197,312	9,050,702	204,856
	JAPAN	130,166.02	634,716	29,114,423	657,804
	MALAYSIA	4,642,859.30	4,595,792	210,808,979	4,795,908
	NETHERLANDS	9,594.47	8,420	386,225	9,661
	PEOPLE'S REPUBLIC OF CHINA	54,249,291.14	33,042,327	1,515,651,538	34,248,280
	REPUBLIC OF KOREA	203,575.90	705,643	32,367,844	730,753
	SINGAPORE	5,845.94	75,450	3,460,891	77,620
	SPAIN	1,163,749.86	1,758,661	80,669,780	1,882,742
	SWEDEN	353,167.74	1,318,404	60,475,191	1,374,089
	SWITZERLAND	1.58	536	24,586	554
	TAIWAN (REP. OF CHINA)	130,301.19	327,424	15,018,940	352,980
	THAILAND	295,762.57	1,368,551	62,775,434	1,401,295
	UNITED STATES OF AMERICA	10,490.18	81,162	3,722,901	86,832
	VIETNAM	67,240.51	121,098	5,554,765	122,761
730640	Other tubes, pipes and hollow profiles, welded, of circular cross-section, of stainless steel	13,782,275.40	12,372,201	567,512,861	13,257,913

TABLE 8 - Continued

PSCC CODE	COMMODITY AND COUNTRY OF ORIGIN	GROSS WEIGHT (GK)	FOB VALUE		CIF DOLLARS
			DOLLARS	PESOS	
	DEMOCRATIC PEOPLE'S REP. OF KOREA	11,073.01	35,518	1,629,211	37,213
	DENMARK	1,514.80	12,590	577,503	14,712
	FRANCE	16.66	248	11,376	265
	GERMANY	2,647.37	48,385	2,219,420	55,863
	INDIA	42,316.40	521,246	23,909,554	558,843
	ITALY	580.14	2,510	115,134	2,512
	JAPAN	12,217.23	69,920	3,207,230	74,868
	MALAYSIA	272,506.98	366,979	16,833,328	418,490
	NETHERLANDS	9.36	90	4,128	164
	PEOPLE'S REPUBLIC OF CHINA	12,793,508.89	7,781,798	356,951,074	8,281,835
	REPUBLIC OF KOREA	73,532.80	168,995	7,751,800	183,478
	SINGAPORE	11,924.19	178,955	8,208,666	202,114
	SLOVAK REPUBLIC (SLOVAKIA)	5,376.86	12,708	582,916	13,846
	TAIWAN (REP. OF CHINA)	460,416.49	2,771,015	127,106,459	2,977,799
	THAILAND	71,392.10	324,675	14,892,842	347,042
	UNITED STATES OF AMERICA	23,242.12	76,569	3,512,220	88,869
730650	Other tubes, pipes and hollow profiles, welded, of circular cross-section, of other alloy steel	222,555.65	367,786	16,870,344	425,086
	INDIA	643.60	1,589	72,887	1,919
	JAPAN	10.45	3,932	180,361	4,043
	MALAYSIA	145,902.06	143,575	6,585,785	170,127
	PEOPLE'S REPUBLIC OF CHINA	56,067.57	51,691	2,371,067	55,764
	REPUBLIC OF KOREA	260.89	487	22,339	564
	TAIWAN (REP. OF CHINA)	3,608.89	133,627	6,129,470	154,798
	THAILAND	13,404.31	28,793	1,320,735	33,436
	UNITED STATES OF AMERICA	2,657.88	4,092	187,700	4,435
730660	Other tubes, pipes and hollow profiles, welded, of non-circular cross-section, of iron or steel	54,448,189.20	34,761,221	1,594,497,207	37,008,581
	AUSTRALIA	976.01	4,110	188,526	4,126
	GERMANY	21,221.35	107,117	4,913,456	113,080
	HONG KONG, CHINA	417.47	1,730	79,355	1,872
	INDIA	7,611.45	33,269	1,526,049	34,216
	JAPAN	552,150.51	3,004,861	137,832,974	3,512,785
	MALAYSIA	84,310.32	96,076	4,407,005	104,074
	NETHERLANDS	32,827.44	308,068	14,131,079	323,991
	PEOPLE'S REPUBLIC OF CHINA	53,376,859.32	30,654,268	1,406,111,274	32,326,729
	REPUBLIC OF KOREA	19,446.84	24,953	1,144,594	25,720
	SINGAPORE	23,445.33	56,634	2,597,802	62,418
	SWEDEN	10.31	218	10,000	260
	TAIWAN (REP. OF CHINA)	312,926.38	384,359	17,630,548	404,840
	THAILAND	15,968.14	84,983	3,898,170	93,869
	UNITED STATES OF AMERICA	18.33	575	26,375	601
730690	Other tubes, pipes and hollow profiles, welded, of n.e.s., of iron or steel	17,703,328.14	17,376,972	797,081,705	18,531,673
	AUSTRALIA	60.23	8,161	374,345	8,457
	BELGIUM	34.52	1,461	67,016	1,841
	FRANCE	121,422.71	184,211	8,449,759	198,897
	GERMANY	18,087.22	239,762	10,997,882	250,594
	HONG KONG, CHINA	17,986.92	130,884	6,003,649	140,724
	INDIA	221,165.54	1,683,653	77,229,163	1,801,889
	ISRAEL	0.32	151	6,926	156
	ITALY	348.32	6,820	312,833	7,165
	JAPAN	311,803.96	918,672	42,139,485	969,165
	MALAYSIA	241,693.94	264,515	12,133,303	303,516
	NETHERLANDS	71,385.39	85,860	3,938,398	89,755
	NORWAY	551.59	12,615	578,650	12,714
	PEOPLE'S REPUBLIC OF CHINA	10,177,990.89	7,610,989	349,116,066	8,187,612
	REPUBLIC OF KOREA	5,468,177.40	4,104,312	188,264,792	4,332,525
	SINGAPORE	54,128.06	71,819	3,294,338	77,434
	SPAIN	5.41	1,855	85,089	1,961
	SWEDEN	7.83	430	19,724	508
	SWITZERLAND	10.51	47,569	2,181,990	50,402
	TAIWAN (REP. OF CHINA)	948,214.50	1,790,810	82,144,455	1,870,662
	THAILAND	31,349.28	122,857	5,635,450	131,821
	UK OF GREAT BRITAIN AND N. IRELAND	4.05	3,404	156,141	3,505
	UNITED ARAB EMIRATES, N.E.S.	12,914.32	15,933	730,847	16,158
	UNITED STATES OF AMERICA	5,985.23	70,229	3,221,404	74,212

TABLE 8 - Continued

PSCC CODE	COMMODITY AND COUNTRY OF ORIGIN	GROSS WEIGHT (GK)	FOB VALUE		CIF
			DOLLARS	PESOS	DOLLARS
7307	Tube or pipe fittings (for example, couplings, elbows, sleeves), of iron or steel.	22,945,080.57	44,376,079	2,035,530,748	47,507,962
730711	Cast fittings, of non-malleable cast iron	1,749,288.97	3,330,893	152,788,061	3,581,684
	AUSTRALIA	327.29	9,225	423,151	9,659
	BELGIUM	79.70	4,382	201,003	4,559
	FINLAND	16,851.97	35,632	1,634,440	38,070
	FRANCE	15,009.09	258,155	11,841,570	297,589
	GERMANY	2,736.80	3,635	166,737	3,815
	HONG KONG, CHINA	622.71	1,073	49,218	1,116
	HUNGARY	5.07	1,902	87,245	1,965
	INDIA	709.50	3,457	158,573	4,102
	ITALY	4,764.75	134,297	6,160,203	151,875
	JAPAN	39,885.33	420,038	19,267,144	488,407
	MALAYSIA	2,891.45	9,581	439,481	10,199
	NETHERLANDS	86.15	2,163	99,216	2,272
	PEOPLE'S REPUBLIC OF CHINA	1,291,185.06	1,717,580	78,785,394	1,805,741
	REPUBLIC OF KOREA	1,295.02	23,173	1,062,946	24,392
	SINGAPORE	12,119.98	54,984	2,522,116	59,907
	SPAIN	0.89	159	7,293	190
	TAIWAN (REP. OF CHINA)	150,995.96	412,772	18,933,851	424,667
	THAILAND	200,384.52	96,360	4,420,033	98,186
	UK OF GREAT BRITAIN AND N. IRELAND	1,652.36	12,283	563,421	15,833
	UNITED ARAB EMIRATES, N.E.S.	1,119.79	9,887	453,517	10,174
	UNITED STATES OF AMERICA	6,565.58	120,155	5,511,509	128,966
730719	Tube or pipe fittings, of other cast iron	5,152,511.97	5,764,053	264,397,109	6,031,462
	AUSTRALIA	3,955.42	34,602	1,587,193	37,288
	AUSTRIA	36.42	248	11,376	266
	BELGIUM	164.73	4,154	190,544	5,564
	CAMBODIA (DEMOCRATIC KAMPUCHEA)	353.77	1,354	62,108	1,506
	CANADA	792.60	26,312	1,206,931	33,793
	DEMOCRATIC PEOPLE'S REP. OF KOREA	39.19	4,887	224,167	5,214
	FRANCE	14.94	2,712	124,399	2,827
	GERMANY	3,700.99	85,238	3,909,867	88,394
	HONG KONG, CHINA	8,451.58	241,480	11,076,688	248,561
	INDIA	2,772.50	15,786	724,103	17,225
	INDONESIA	110,556.38	129,332	5,932,459	131,304
	IRELAND	5.33	1,189	54,539	1,223
	ITALY	1,500.41	13,301	610,117	17,419
	JAPAN	18,832.84	232,492	10,664,408	243,774
	MALAYSIA	5,719.89	19,178	879,695	21,847
	NETHERLANDS	2,200.01	91,236	4,184,995	95,247
	NEW ZEALAND	2,985.75	3,842	176,233	4,346
	NORWAY	7.02	50	2,294	51
	PEOPLE'S REPUBLIC OF CHINA	4,791,541.56	3,997,963	183,386,563	4,160,951
	POLAND	744.74	14,279	654,978	27,188
	REPUBLIC OF KOREA	37,155.83	53,037	2,432,807	57,452
	SINGAPORE	21,666.60	197,072	9,039,692	205,952
	SLOVENIA	2.93	82	3,761	97
	SPAIN	128.22	1,240	56,879	1,528
	SWEDEN	1,966.36	26,949	1,236,150	28,201
	SWITZERLAND	24.19	2,593	118,941	2,624
	TAIWAN (REP. OF CHINA)	82,222.97	272,024	12,477,741	281,417
	THAILAND	26,367.82	149,801	6,871,372	159,359
	TURKEY	1,957.06	1,657	76,007	1,899
	UK OF GREAT BRITAIN AND N. IRELAND	12,600.85	16,241	744,974	17,130
	UNITED STATES OF AMERICA	14,043.07	123,722	5,675,128	131,815
730721	Flanges, of stainless steel	1,790,574.40	5,943,303	272,619,308	6,493,407
	AUSTRALIA	3,468.40	26,530	1,216,931	30,778
	AUSTRIA	275.43	2,796	128,253	4,033
	BELGIUM	28.38	2,321	106,464	2,387
	CANADA	10.74	1,643	75,364	1,648
	DENMARK	30.45	1,467	67,291	1,806
	FRANCE	59,546.59	776,212	35,604,845	912,732
	GERMANY	8,726.98	125,833	5,771,960	131,055
	GREECE	96.32	1,489	68,300	1,550
	HONG KONG, CHINA	567.67	6,939	318,292	7,134
	HUNGARY	0.84	689	31,604	730
	INDIA	925.21	5,608	257,239	5,842

TABLE 8 - Continued

PSCC CODE	COMMODITY AND COUNTRY OF ORIGIN	GROSS WEIGHT (GK)	FOB VALUE		CIF DOLLARS
			DOLLARS	PESOS	
	INDONESIA	1,595.95	6,958	319,163	6,990
	ITALY	130,822.96	228,612	10,486,432	253,801
	JAPAN	205,909.95	972,271	44,598,071	1,121,772
	MALAYSIA	4,439.31	25,971	1,191,290	26,857
	NETHERLANDS	3,267.76	55,565	2,548,767	58,642
	NETHERLANDS ANTILLES	25,014.71	258,318	11,849,047	283,034
	NORWAY	48.37	1,108	50,824	1,117
	PEOPLE'S REPUBLIC OF CHINA	1,191,217.35	1,831,931	84,030,675	1,904,997
	REPUBLIC OF KOREA	31,700.08	303,250	13,910,077	322,777
	ROMANIA	8,333.57	40,054	1,837,277	41,366
	SINGAPORE	22,759.72	720,091	33,030,574	792,751
	SLOVAK REPUBLIC (SLOVAKIA)	453.34	2,882	132,197	3,141
	SWEDEN	179.43	1,776	81,465	1,829
	SWITZERLAND	26.45	1,333	61,145	1,410
	TAIWAN (REP. OF CHINA)	44,856.93	129,488	5,939,615	138,675
	THAILAND	25,393.30	109,585	5,026,664	115,107
	UK OF GREAT BRITAIN AND N. IRELAND	270.00	31,931	1,464,675	32,566
	UNITED STATES OF AMERICA	20,584.47	270,144	12,391,505	286,338
	VIETNAM	23.74	508	23,302	542
730722	Thread elbows, bends and sleeves, of stainless steel	1,145,551.11	3,532,013	162,013,438	3,919,452
	AUSTRALIA	436.54	12,933	593,237	13,588
	AUSTRIA	31.49	1,450	66,512	1,509
	BELGIUM	145.74	5,091	233,524	6,046
	CANADA	100.62	3,504	160,729	4,117
	DENMARK	1.29	62	2,844	65
	FINLAND	2.57	567	26,008	583
	FRANCE	20,620.11	9,604	440,536	10,054
	GERMANY	3,022.52	51,375	2,356,571	54,858
	HONG KONG, CHINA	174.63	9,954	456,590	10,380
	INDIA	2,788.55	12,904	591,906	13,787
	INDONESIA	42.54	587	26,926	627
	IRELAND	48.78	4,104	188,250	4,219
	ITALY	1,178.75	20,482	939,509	20,933
	JAPAN	92,645.71	1,633,722	74,938,828	1,911,649
	MALAYSIA	14,690.13	23,377	1,072,303	24,105
	NETHERLANDS	274.05	6,663	305,631	7,570
	NEW ZEALAND	1.05	209	9,587	218
	PEOPLE'S REPUBLIC OF CHINA	926,052.43	996,481	45,708,583	1,037,804
	POLAND	2,268.78	14,141	648,648	14,720
	REPUBLIC OF KOREA	45,895.87	176,478	8,095,046	207,766
	SINGAPORE	9,777.86	117,150	5,373,671	124,743
	SWEDEN	332.19	12,291	563,788	13,120
	SWITZERLAND	53.01	1,155	52,980	1,206
	TAIWAN (REP. OF CHINA)	10,003.24	26,403	1,211,106	27,428
	THAILAND	108.29	27,251	1,250,003	28,675
	UK OF GREAT BRITAIN AND N. IRELAND	430.06	73,751	3,382,959	75,941
	UNITED ARAB EMIRATES, N.E.S.	7.42	2,956	135,592	3,018
	UNITED STATES OF AMERICA	10,283.16	285,006	13,073,226	298,031
	VIETNAM	4,133.73	2,362	108,345	2,692
730723	Butt welding fittings, of stainless steel	350,644.79	1,919,659	88,054,759	2,055,539
	AUSTRALIA	8,710.17	107,449	4,928,686	111,306
	BELGIUM	125.22	4,260	195,406	4,682
	DENMARK	20.10	2,446	112,198	2,547
	FRANCE	30.15	326	14,954	346
	GERMANY	3,418.43	90,819	4,165,868	96,375
	HONG KONG, CHINA	3,732.90	6,284	288,247	6,801
	ITALY	5,601.26	51,749	2,373,727	54,961
	JAPAN	78,306.59	572,267	26,249,887	653,252
	MALAYSIA	27,004.51	55,127	2,528,675	56,225
	PEOPLE'S REPUBLIC OF CHINA	112,913.25	276,687	12,691,633	291,814
	SINGAPORE	731.92	22,791	1,045,423	23,758
	SLOVAK REPUBLIC (SLOVAKIA)	809.74	10,459	479,754	11,397
	SWEDEN	98,784.04	574,619	26,357,774	591,382
	TAIWAN (REP. OF CHINA)	657.76	2,423	111,143	2,563
	THAILAND	119.94	22,121	1,014,690	23,986
	UK OF GREAT BRITAIN AND N. IRELAND	23.95	1,216	55,778	1,251
	UNITED STATES OF AMERICA	7,021.31	96,324	4,418,382	99,973
	VIETNAM	2,633.55	22,292	1,022,534	22,920
730729	Other tube or pipe fittings, of stainless steel	849,351.50	2,135,504	97,955,571	2,275,801

TABLE 8 - Continued

PSCC CODE	COMMODITY AND COUNTRY OF ORIGIN	GROSS WEIGHT (GK)	FOB VALUE		CIF
			DOLLARS	PESOS	DOLLARS
	AUSTRALIA	916.23	19,585	898,364	21,327
	AUSTRIA	11.76	1,408	64,585	1,448
	BELGIUM	90.36	2,185	100,226	2,693
	CANADA	100.30	1,310	60,090	1,376
	DENMARK	166.14	2,211	101,419	2,403
	FINLAND	130.45	507	23,256	1,290
	FRANCE	33.64	8,357	383,336	8,408
	GERMANY	8,893.00	173,908	7,977,160	190,626
	HONG KONG, CHINA	5,224.18	44,279	2,031,078	53,017
	INDIA	16.44	963	44,173	990
	INDONESIA	161.21	1,810	83,025	1,831
	ITALY	5,411.13	132,426	6,074,380	136,269
	JAPAN	14,881.25	171,272	7,856,246	181,451
	LUXEMBOURG	3.33	1,104	50,640	1,180
	MALAYSIA	981.37	4,127	189,306	4,513
	NETHERLANDS	1.60	33	1,514	39
	NEW ZEALAND	10.33	3,266	149,812	3,471
	PEOPLE'S REPUBLIC OF CHINA	739,756.38	821,091	37,663,444	868,742
	QATAR	22.29	871	39,953	1,074
	REPUBLIC OF KOREA	17,097.55	55,389	2,540,693	59,436
	SINGAPORE	7,344.50	202,087	9,269,731	212,014
	SOUTH AFRICA, REP. OF	3.52	154	7,064	158
	SPAIN	38.67	12,534	574,935	13,254
	SWEDEN	344.71	3,918	179,719	4,046
	SWITZERLAND	116.94	16,024	735,021	16,414
	TAIWAN (REP. OF CHINA)	36,344.56	106,020	4,863,137	112,882
	THAILAND	6,704.75	105,720	4,849,377	117,814
	UK OF GREAT BRITAIN AND N. IRELAND	380.13	13,507	619,566	15,062
	UNITED ARAB EMIRATES, N.E.S.	17.00	896	41,100	940
	UNITED STATES OF AMERICA	4,024.50	222,899	10,224,377	235,604
	VIETNAM	123.28	5,643	258,844	6,029
730791	Flanges, of iron or steel, n.e.s.	1,363,578.16	3,499,431	160,518,902	3,815,102
	AUSTRALIA	1,099.61	29,128	1,336,101	30,707
	AUSTRIA	340.18	1,102	50,549	1,106
	BELGIUM	1,002.47	6,288	288,431	6,546
	CANADA	9.14	1,059	48,576	1,089
	FINLAND	17.40	516	23,669	581
	FRANCE	10,881.61	59,418	2,725,504	70,732
	GERMANY	15,822.41	159,380	7,310,761	168,094
	HONG KONG, CHINA	29,609.03	23,495	1,077,716	25,556
	HUNGARY	25.85	679	31,146	698
	INDIA	487.39	2,338	107,244	3,384
	INDONESIA	1,979.38	7,808	358,153	8,331
	ITALY	8,696.58	79,848	3,662,628	84,527
	JAPAN	76,032.15	667,310	30,609,509	767,018
	KENYA	37.43	457	20,963	478
	MALAYSIA	1,393.97	32,608	1,495,729	33,707
	NETHERLANDS	1,668.89	42,165	1,934,108	43,674
	PEOPLE'S REPUBLIC OF CHINA	876,835.70	1,325,306	60,791,786	1,429,900
	POLAND	1,050.28	9,731	446,361	14,179
	REPUBLIC OF KOREA	143,422.93	175,799	8,063,900	183,497
	SINGAPORE	58,524.09	393,575	18,053,285	428,543
	SPAIN	2,613.05	10,216	468,608	10,634
	SWEDEN	53.41	918	42,109	995
	SWITZERLAND	2,211.73	28,337	1,299,818	30,643
	TAIWAN (REP. OF CHINA)	117,548.94	295,257	13,543,439	313,416
	THAILAND	1,325.92	17,086	783,735	18,081
	UK OF GREAT BRITAIN AND N. IRELAND	5,599.02	29,521	1,354,129	31,000
	UNITED ARAB EMIRATES, N.E.S.	197.80	1,761	80,777	1,861
	UNITED STATES OF AMERICA	4,968.51	97,361	4,465,949	105,095
	VIETNAM	123.29	964	44,219	1,030
730792	Thread elbows, bends and sleeves, of iron or steel, n.e.s.	352,322.99	1,725,899	79,166,986	1,848,829
	AUSTRALIA	1,684.82	24,345	1,116,705	26,177
	AUSTRIA	37.57	910	41,742	939
	BELGIUM	35.04	2,100	96,327	2,120
	CANADA	67.26	536	24,586	598
	DENMARK	0.84	139	6,376	212
	FINLAND	7.15	93	4,266	96
	FRANCE	36.07	1,820	83,483	2,077

TABLE 8 - Continued

PSCC CODE	COMMODITY AND COUNTRY OF ORIGIN	GROSS WEIGHT (GK)	FOB VALUE		CIF
			DOLLARS	PESOS	DOLLARS
	GERMANY	2,609.62	65,590	3,008,613	67,599
	HONG KONG, CHINA	8,927.30	84,634	3,882,162	87,711
	HUNGARY	2.95	1,322	60,640	1,362
	INDIA	42.43	1,055	48,393	1,216
	ITALY	777.67	22,739	1,043,038	24,743
	JAPAN	13,360.56	112,676	5,168,448	120,774
	KENYA	342.81	4,179	191,691	4,376
	MALAYSIA	5,074.83	5,606	257,147	6,395
	NETHERLANDS	13.03	1,922	88,162	2,162
	NORWAY	117.31	2,691	123,436	2,712
	PEOPLE'S REPUBLIC OF CHINA	184,367.85	459,306	21,068,367	489,043
	POLAND	279.78	1,416	64,952	1,474
	REPUBLIC OF KOREA	1,788.22	59,589	2,733,347	61,885
	ROMANIA	7,399.16	39,955	1,832,736	41,779
	SINGAPORE	31,134.76	198,485	9,104,507	215,493
	SPAIN	1.32	113	5,183	116
	SWEDEN	8,288.19	42,560	1,952,227	46,821
	SWITZERLAND	98.47	2,738	125,592	2,985
	TAIWAN (REP. OF CHINA)	60,333.68	59,819	2,743,898	63,442
	THAILAND	14,877.84	352,325	16,161,147	379,890
	TURKEY	1,922.13	1,744	79,997	1,815
	UK OF GREAT BRITAIN AND N. IRELAND	117.70	32,777	1,503,481	33,636
	UNITED ARAB EMIRATES, N.E.S.	3.18	118	5,413	121
	UNITED STATES OF AMERICA	8,572.12	142,430	6,533,264	158,882
	VIETNAM	1.33	167	7,660	178
730793	Butt welding fittings, of iron or steel, n.e.s.	1,448,747.86	3,035,664	139,245,910	3,241,409
	AUSTRALIA	4,066.22	69,487	3,187,369	76,997
	BELGIUM	90.41	5,495	252,056	5,678
	CZECH REPUBLIC (CZECHOSLOVAKIA)	4.15	25	1,147	27
	DENMARK	0.83	117	5,367	120
	FINLAND	4.32	176	8,073	209
	FRANCE	13,887.13	57,509	2,637,937	61,117
	GERMANY	9,397.97	87,917	4,032,753	97,151
	HONG KONG, CHINA	977.84	12,384	568,054	12,797
	INDIA	31.00	1,264	57,980	1,320
	IRELAND	74.84	139	6,376	184
	ISRAEL	0.79	728	33,393	751
	ITALY	3,596.59	104,462	4,791,672	108,033
	JAPAN	1,021.99	52,136	2,391,479	57,159
	LUXEMBOURG	1.17	201	9,220	215
	MALAYSIA	1,311.57	5,566	255,312	6,241
	NETHERLANDS	365.77	13,199	605,438	13,713
	NORWAY	8.94	194	8,899	201
	PEOPLE'S REPUBLIC OF CHINA	1,122,507.42	973,293	44,644,950	1,046,846
	POLAND	98.96	7,547	346,181	7,778
	REPUBLIC OF KOREA	2,546.04	19,367	888,365	21,696
	SINGAPORE	239,408.19	1,402,343	64,325,474	1,485,389
	SPAIN	3.55	1,191	54,631	1,231
	SWEDEN	3,229.74	18,011	826,165	19,754
	SWITZERLAND	68.44	38,215	1,752,922	39,628
	TAIWAN (REP. OF CHINA)	17,594.84	43,679	2,003,556	47,339
	THAILAND	25,674.55	21,083	967,077	21,996
	UK OF GREAT BRITAIN AND N. IRELAND	56.06	18,499	848,549	19,360
	UNITED STATES OF AMERICA	1,641.81	78,630	3,606,758	85,482
	VIETNAM	1,076.73	2,807	128,757	2,997
730799	Other tube or pipe fittings, of iron or steel, n.e.s.	8,742,508.82	13,489,660	618,770,704	14,245,277
	ANDORRA	379.61	867	39,769	924
	AUSTRALIA	2,151.21	19,244	882,722	20,792
	AUSTRIA	9,579.15	32,891	1,508,710	33,647
	BELGIUM	602.77	3,836	175,957	4,008
	BRAZIL	793.36	3,476	159,444	3,524
	CANADA	132.85	1,131	51,879	1,259
	DEMOCRATIC PEOPLE'S REP. OF KOREA	82.96	36	1,651	43
	DENMARK	91.59	3,892	178,526	3,923
	ECUADOR	277.15	8,135	373,152	8,451
	FINLAND	24.26	841	38,577	1,002
	FRANCE	7,750.89	36,123	1,656,962	37,411
	GERMANY	47,868.49	663,373	30,428,920	683,031
	HONG KONG, CHINA	31,269.08	36,632	1,680,310	38,672
	INDIA	20,619.38	81,646	3,745,102	84,197

TABLE 8 - Continued

PSCC CODE	COMMODITY AND COUNTRY OF ORIGIN	GROSS WEIGHT (GK)	FOB VALUE		CIF DOLLARS
			DOLLARS	PESOS	
	INDONESIA	664.56	10,303	472,599	10,880
	IRELAND	28.30	3,831	175,728	4,112
	ITALY	11,365.97	105,264	4,828,460	108,104
	JAPAN	953,982.55	1,773,114	81,332,739	1,964,428
	KENYA	69.63	846	38,806	886
	MALAYSIA	18,490.72	116,456	5,341,837	122,995
	NETHERLANDS	489.73	5,712	262,009	6,971
	NORWAY	107.60	2,476	113,574	2,503
	PAPUA NEW GUINEA	75.06	924	42,384	951
	PEOPLE'S REPUBLIC OF CHINA	6,155,503.66	4,289,008	196,736,797	4,519,684
	POLAND	7.90	162	7,431	226
	REPUBLIC OF KOREA	70,769.28	388,643	17,827,054	418,716
	SINGAPORE	178,614.36	795,233	36,477,338	832,910
	SLOVENIA	266.54	3,495	160,316	3,734
	SOUTH AFRICA, REP. OF	220.31	1,437	65,915	1,643
	SPAIN	84.20	2,290	105,042	2,928
	SWEDEN	0.63	226	10,367	235
	SWITZERLAND	294.83	19,979	916,436	20,570
	TAIWAN (REP. OF CHINA)	1,124,858.36	3,855,964	176,873,069	3,974,817
	THAILAND	63,434.68	406,223	18,633,449	453,690
	UK OF GREAT BRITAIN AND N. IRELAND	8,170.69	61,767	2,833,252	65,605
	UNITED ARAB EMIRATES, N.E.S.	2.55	73	3,349	78
	UNITED STATES OF AMERICA	25,904.63	613,388	28,136,108	646,447
	VIETNAM	7,479.33	140,723	6,454,964	161,280
7308	Structures (excluding prefabricated buildings of heading 94.06) and parts of structures (for example, bridges and bridge-sections, lock-gates, towers, lattice masts, roofs, roofing frame-works, doors and windows and their frames and thresholds for doors, shutters, balustrades, pillars and columns), of iron or steel; plates, rods, angles, shapes, sections, tubes and the like, prepared for use in structures, of iron or steel.	191,820,017.18	406,089,254	18,627,314,077	427,362,799
730810	Bridges and bridge-sections, of iron or steel	1,383,645.29	1,521,087	69,772,261	1,747,518
	AUSTRALIA	235,346.84	193,260	8,864,836	228,649
	BELGIUM	161.75	3,028	138,894	3,467
	FRANCE	34,048.18	97,550	4,474,619	192,754
	HONG KONG, CHINA	101,390.69	61,081	2,801,785	62,873
	ITALY	90.48	1,934	88,713	1,941
	JAPAN	65,596.81	105,262	4,828,368	115,253
	PEOPLE'S REPUBLIC OF CHINA	633,480.58	586,424	26,899,269	622,173
	REPUBLIC OF KOREA	117,397.11	116,758	5,355,690	119,048
	ROMANIA	2,034.66	23,352	1,071,156	46,912
	SINGAPORE	8,043.84	9,362	429,434	9,618
	SPAIN	362.25	228	10,458	273
	TAIWAN (REP. OF CHINA)	85,176.16	122,541	5,620,956	128,459
	THAILAND	0.85	182	8,348	194
	UNITED ARAB EMIRATES, N.E.S.	0.83	910	41,742	973
	UNITED STATES OF AMERICA	44,640.00	107,396	4,926,255	116,686
	VIETNAM	55,874.26	91,819	4,211,738	98,245
730820	Towers and lattice masts, of iron or steel	26,644,802.76	41,923,551	1,923,033,286	43,968,922
	AUSTRALIA	45,894.24	32,585	1,494,674	32,654
	CANADA	517.30	499	22,889	861
	FRANCE	2,094,781.72	7,060,656	323,872,291	7,376,973
	GERMANY	52,952.03	575,221	26,385,387	579,956
	HONG KONG, CHINA	67,755.93	100,810	4,624,155	108,750
	INDIA	460,854.78	1,653,942	75,866,320	1,784,032
	INDONESIA	179.09	84,281	3,865,969	84,616
	JAPAN	73,716.06	1,033,861	47,423,204	1,100,626
	MALAYSIA	221,946.89	361,091	16,563,244	385,732
	PEOPLE'S REPUBLIC OF CHINA	23,435,748.13	30,832,395	1,414,281,959	32,318,049
	REPUBLIC OF KOREA	125,978.99	109,657	5,029,967	114,905
	SINGAPORE	8,412.04	8,002	367,052	8,222
	TAIWAN (REP. OF CHINA)	45,606.88	34,242	1,570,681	36,134
	THAILAND	2.50	568	26,054	607
	UK OF GREAT BRITAIN AND N. IRELAND	2,504.65	31,255	1,433,667	32,114
	UNITED STATES OF AMERICA	7,951.53	4,486	205,773	4,691
730830	Doors, windows and their frames and thresholds for doors, of iron or steel	8,482,990.69	11,059,281	507,289,217	11,897,570

TABLE 8 - Continued

PSCC CODE	COMMODITY AND COUNTRY OF ORIGIN	GROSS WEIGHT (GK)	FOB VALUE		CIF
			DOLLARS	PESOS	DOLLARS
	AUSTRALIA	93,966.43	75,347	3,456,167	78,624
	AUSTRIA	8,199.14	61,633	2,827,106	65,183
	BELGIUM	64.65	2,052	94,125	2,259
	CANADA	136.03	1,135	52,062	2,009
	DENMARK	16,076.04	60,061	2,754,998	63,768
	FRANCE	9,677.52	6,737	309,026	6,922
	GERMANY	2,922.66	28,174	1,292,341	34,368
	HONG KONG, CHINA	84,766.08	233,098	10,692,205	336,567
	INDONESIA	209,963.64	607,031	27,844,512	638,924
	ITALY	9,423.27	40,353	1,850,992	44,265
	JAPAN	1,930,637.63	1,713,366	78,592,098	1,800,162
	MALAYSIA	220,268.65	646,777	29,667,661	678,879
	NETHERLANDS	500.11	15,083	691,857	17,121
	PEOPLE'S REPUBLIC OF CHINA	5,080,442.98	6,185,518	283,729,711	6,648,227
	REPUBLIC OF KOREA	159,070.34	267,853	12,286,417	283,913
	SINGAPORE	6,128.14	31,562	1,447,749	38,191
	SPAIN	33,455.14	172,169	7,897,392	195,313
	TAIWAN (REP. OF CHINA)	173,497.92	130,944	6,006,401	139,286
	THAILAND	12,235.84	153,628	7,046,916	159,851
	UK OF GREAT BRITAIN AND N. IRELAND	753.28	7,366	337,878	7,574
	UNITED ARAB EMIRATES, N.E.S.	644.31	3,278	150,362	3,369
	UNITED STATES OF AMERICA	46,718.48	305,682	14,021,633	328,947
	VIETNAM	383,442.41	310,434	14,239,608	323,848
730840	Equipment for scaffolding, shuttering, propping or pitpropping, or iron or steel	43,996,512.14	58,139,953	2,666,879,646	64,321,269
	AUSTRALIA	67,052.97	123,917	5,684,073	131,563
	AUSTRIA	161,846.57	298,302	13,683,113	329,160
	BELGIUM	496,448.26	362,508	16,628,242	376,352
	CANADA	15,285.32	28,121	1,289,910	28,914
	CHILE	54,701.28	95,443	4,377,970	102,132
	COLOMBIA	359,062.73	411,034	18,854,130	471,173
	CZECH REPUBLIC (CZECHOSLOVAKIA)	21,330.17	14,398	660,436	14,426
	DEMOCRATIC PEOPLE'S REP. OF KOREA	1,621.46	1,041	47,751	1,112
	FINLAND	79,233.97	253,402	11,623,550	271,969
	FRANCE	11,355.86	116,617	5,349,222	120,113
	GEORGIA	6,421.73	26,844	1,231,334	28,748
	GERMANY	2,889,077.07	8,416,084	386,045,773	8,889,942
	GUAM	25,848.89	11,526	528,698	11,851
	HONG KONG, CHINA	314,129.28	348,497	15,985,557	373,995
	INDIA	288,929.59	747,124	34,270,578	790,288
	INDONESIA	322,495.70	621,998	28,531,048	642,764
	IRELAND	18,414.70	11,937	547,550	13,423
	ISRAEL	34,505.12	67,906	3,114,848	78,066
	ITALY	256,394.60	647,420	29,697,155	681,631
	JAPAN	193,841.38	568,857	26,093,471	614,378
	MALAYSIA	2,369,869.86	5,014,752	230,026,675	5,363,643
	NEW ZEALAND	25.49	695	31,880	740
	PANAMA	13,655.19	96,252	4,415,079	102,464
	PEOPLE'S REPUBLIC OF CHINA	29,505,533.67	26,097,992	1,197,114,894	30,208,459
	PERU	127,622.17	801,107	36,746,778	837,868
	POLAND	6,810.79	6,481	297,283	12,037
	QATAR	23,280.67	12,876	590,622	12,941
	REPUBLIC OF KOREA	197,223.80	207,278	9,507,842	218,341
	SINGAPORE	552,326.53	747,897	34,306,036	778,090
	SOUTH AFRICA, REP. OF	13,781.81	35,705	1,637,788	37,174
	SPAIN	937,804.75	1,438,448	65,981,610	1,621,919
	SWITZERLAND	2.96	104	4,770	110
	TAIWAN (REP. OF CHINA)	1,684,971.83	2,465,384	113,087,164	2,536,709
	THAILAND	2,206.43	1,585	72,704	1,736
	TURKEY	379,654.59	979,988	44,952,050	1,014,487
	UK OF GREAT BRITAIN AND N. IRELAND	89,313.31	191,676	8,792,178	197,851
	UNITED ARAB EMIRATES, N.E.S.	1,356,515.46	2,086,794	95,721,241	2,169,625
	UNITED STATES OF AMERICA	1,068,516.37	4,766,167	218,624,080	5,216,553
	VIETNAM	49,399.81	15,796	724,563	18,522
730890	Other structures (excluding prefabricated buildings of heading No. 94.06) and parts of structures (for example, bridges and bridge-sections, lock-gates, towers, lattice masts, roofs, roofing frame-works, doors and windows and their frames and thresholds for doors, shutters, balustrades, pillars and columns), of iron or steel	111,312,066.30	293,445,382	13,460,339,667	305,427,520

TABLE 8 - Continued

PSCC CODE	COMMODITY AND COUNTRY OF ORIGIN	GROSS WEIGHT (GK)	FOB VALUE		CIF DOLLARS
			DOLLARS	PESOS	
	AUSTRALIA	84,207.46	191,811	8,798,370	211,830
	AUSTRIA	124,092.31	314,151	14,410,107	344,647
	BELGIUM	68,544.71	97,705	4,481,728	110,945
	BRUNEI DARUSSALAM	9,572.19	7,636	350,263	8,112
	CANADA	161,324.52	295,707	13,564,080	339,059
	CZECH REPUBLIC (CZECHOSLOVAKIA)	1,181.09	2,813	129,032	5,587
	DEMOCRATIC PEOPLE'S REP. OF KOREA	97,755.64	62,075	2,847,380	67,529
	DENMARK	248,264.22	367,566	16,860,252	429,230
	FINLAND	81,039.76	297,051	13,625,729	315,476
	FRANCE	529,950.41	2,176,631	99,842,064	2,243,633
	GERMANY	2,179,823.04	6,231,502	285,838,996	6,515,192
	HONG KONG, CHINA	108,649.09	523,457	24,010,971	545,791
	INDIA	399,535.35	1,091,290	50,057,473	1,154,601
	INDONESIA	375,739.23	399,520	18,325,983	417,157
	ITALY	51,182.73	196,206	8,999,969	202,266
	JAPAN	1,388,312.04	3,339,942	153,203,140	3,524,651
	MALAYSIA	3,785,224.92	142,788,972	6,549,730,146	143,324,770
	NETHERLANDS	581,098.44	837,022	38,394,199	1,576,186
	NEW ZEALAND	404,274.96	792,873	36,369,084	820,053
	NORWAY	330.34	2,498	114,583	2,569
	PEOPLE'S REPUBLIC OF CHINA	82,555,137.44	96,051,732	4,405,892,947	102,028,357
	PORTUGAL	3,281.49	53,435	2,451,063	54,942
	QATAR	2,049.77	33,626	1,542,425	38,940
	REPUBLIC OF KOREA	3,171,012.59	5,045,214	231,423,965	5,370,063
	SINGAPORE	312,453.30	1,420,651	65,165,261	1,478,969
	SOUTH AFRICA, REP. OF	600.48	10,938	501,726	11,585
	SPAIN	371,140.73	556,310	25,517,940	678,479
	SWEDEN	4,358.78	53,829	2,469,136	59,320
	SWITZERLAND	10,885.28	144,681	6,636,518	162,643
	TAIWAN (REP. OF CHINA)	10,313,786.12	22,077,454	1,012,692,815	24,939,550
	THAILAND	629,458.71	1,046,852	48,019,101	1,085,100
	TURKEY	251,477.21	524,124	24,041,568	539,106
	UK OF GREAT BRITAIN AND N. IRELAND	17,992.11	237,717	10,904,079	249,061
	UNITED ARAB EMIRATES, N.E.S.	351,606.48	464,883	21,324,183	493,037
	UNITED STATES OF AMERICA	787,547.85	3,208,066	147,153,987	3,447,253
	VIETNAM	1,849,175.51	2,499,442	114,649,404	2,631,831
7309	Reservoirs, tanks, vats and similar containers for any material (other than compressed or liquefied gas), of iron or steel, of a capacity exceeding 300 l, whether or not lined or heat-insulated, but not fitted with mechanical or thermal equipment.	2,704,828.39	10,086,203	462,654,133	10,848,365
730900	Reservoirs, tanks, vats and similar containers for any material (other than compressed or liquefied gas), of iron or steel, of a capacity exceeding 300 l, whether or not lined or heat-insulated, but not fitted with mechanical or thermal equipment	2,704,828.39	10,086,203	462,654,133	10,848,365
	AUSTRALIA	44,932.97	264,860	12,149,128	282,678
	AUSTRIA	7,465.49	127,048	5,827,692	133,125
	BELGIUM	225,106.63	453,408	20,797,825	502,681
	CANADA	244,200.77	186,407	8,550,489	188,231
	CZECH REPUBLIC (CZECHOSLOVAKIA)	2,382.37	14,316	656,675	15,361
	DENMARK	369.65	3,546	162,655	3,605
	FRANCE	1.58	463	21,238	478
	GERMANY	203,275.54	2,102,872	96,458,739	2,256,871
	HONG KONG, CHINA	19,805.42	66,740	3,061,364	69,336
	INDIA	24,453.00	84,344	3,868,859	87,167
	INDONESIA	29,159.99	255,740	11,730,794	268,817
	ITALY	16,836.77	65,891	3,022,420	69,736
	JAPAN	41,796.44	64,541	2,960,496	71,920
	MALAYSIA	76,948.12	217,334	9,969,111	237,001
	NETHERLANDS	10,492.50	5,937	272,330	6,637
	PEOPLE'S REPUBLIC OF CHINA	854,248.86	2,003,508	91,900,912	2,189,217
	REPUBLIC OF KOREA	88,781.61	692,067	31,745,113	731,804
	SINGAPORE	17,390.21	120,992	5,549,903	131,488
	SOUTH AFRICA, REP. OF	92.45	16,271	746,351	17,384
	SWEDEN	126.01	185	8,486	199
	SWITZERLAND	520.19	32,415	1,486,876	32,553
	TAIWAN (REP. OF CHINA)	118,266.23	682,495	31,306,046	741,096
	THAILAND	143,559.48	450,988	20,686,820	479,535
	TURKEY	88,142.81	86,345	3,960,645	98,861
	UK OF GREAT BRITAIN AND N. IRELAND	111,658.06	460,305	21,114,190	480,554
	UNITED ARAB EMIRATES, N.E.S.	1,392.16	13,178	604,475	13,268
	UNITED STATES OF AMERICA	333,423.08	1,614,007	74,034,501	1,738,762

TABLE 8 - Continued

PSCC CODE	COMMODITY AND COUNTRY OF ORIGIN	GROSS WEIGHT (GK)	FOB VALUE		CIF
			DOLLARS	PESOS	DOLLARS
7310	Tanks, casks, drums, cans, boxes and similar containers, for any material (other than compressed or liquefied gas), of iron or steel, of a capacity not exceeding 300 l, whether or not lined or heat-insulated, but not fitted with mechanical or thermal equipment.	9,409,934.92	21,586,550	990,175,050	23,273,532
731010	Tanks, casks, drums, cans, boxes and similar containers, for any materials (other than compressed or liquefied gas), of iron or steel, of a capacity of 50 liter or more, whether or not lined or heat-insulated, but not fitted with mechanical or thermal equipment	2,035,687.12	4,654,517	213,502,695	4,978,817
	AUSTRALIA	47,838.12	41,246	1,891,954	48,343
	BELGIUM	127.57	3,390	155,499	3,483
	CANADA	138.38	906	41,558	1,152
	GERMANY	617.41	5,449	249,946	5,903
	HONG KONG, CHINA	39,149.74	37,771	1,732,555	39,630
	INDONESIA	39,263.36	49,185	2,256,116	51,533
	ITALY	2,548.48	143,443	6,579,731	151,442
	JAPAN	9,935.19	215,337	9,877,508	223,464
	MALAYSIA	150,827.85	352,384	16,163,854	371,896
	NETHERLANDS	944.67	1,926	88,346	2,114
	PEOPLE'S REPUBLIC OF CHINA	361,848.69	734,266	33,680,781	791,166
	REPUBLIC OF KOREA	148,351.44	160,758	7,373,970	176,336
	SINGAPORE	158,741.64	82,003	3,761,478	85,265
	SOUTH AFRICA, REP. OF	549.16	2,540	116,510	2,811
	SWEDEN	95.00	475	21,788	741
	TAIWAN (REP. OF CHINA)	993,211.04	2,643,242	121,245,510	2,823,903
	THAILAND	34,540.85	15,919	730,205	17,573
	TURKEY	2,665.76	2,451	112,427	4,245
	UK OF GREAT BRITAIN AND N. IRELAND	1,257.66	7,176	329,163	7,445
	UNITED ARAB EMIRATES, N.E.S.	7,831.25	1,693	77,658	1,753
	UNITED STATES OF AMERICA	35,203.86	152,957	7,016,138	168,619
731021	Cans which are to be closed by soldering or crimping, of a capacity of less than 50 liters, of iron or steel	5,206,083.73	12,925,905	592,911,264	14,012,700
	GERMANY	39.87	80	3,670	85
	HONG KONG, CHINA	2,112.25	9,264	424,939	9,578
	INDONESIA	669,144.08	2,280,332	104,598,829	2,464,050
	ITALY	218.20	2,409	110,501	2,863
	JAPAN	1,002,721.63	2,559,821	117,418,989	2,829,678
	MALAYSIA	662,027.45	632,893	29,030,802	669,336
	PEOPLE'S REPUBLIC OF CHINA	313,974.59	599,718	27,509,065	624,321
	REPUBLIC OF KOREA	250,098.46	803,691	36,865,307	858,214
	SINGAPORE	91.77	472	21,651	546
	TAIWAN (REP. OF CHINA)	1,793,873.53	5,025,392	230,514,732	5,480,545
	THAILAND	290,576.65	830,394	38,090,173	877,941
	TURKEY	11,932.68	34,758	1,594,349	34,856
	UNITED STATES OF AMERICA	9,121.67	13,989	641,675	16,458
	VIETNAM	200,150.90	132,692	6,086,582	144,229
731029	Container other than cans which are to be closed by soldering or crimping, of a capacity of less than 50 liters, of iron or steel	2,168,164.07	4,006,128	183,761,091	4,282,015
	AUSTRALIA	5,618.08	45,653	2,094,104	55,763
	BELGIUM	171.53	1,263	57,934	1,299
	DEMOCRATIC PEOPLE'S REP. OF KOREA	8,205.98	2,944	135,041	2,973
	FRANCE	19.94	142	6,513	152
	GERMANY	1,770.17	141,026	6,468,863	144,387
	HONG KONG, CHINA	25,361.88	8,330	382,097	8,856
	INDIA	8,821.07	36,438	1,671,411	37,536
	INDONESIA	28,524.09	303,332	13,913,839	330,127
	ISRAEL	74.12	3,483	159,765	3,722
	ITALY	10,020.62	29,344	1,346,009	34,658
	JAPAN	58,953.86	468,565	21,493,076	501,510
	MALAYSIA	61,044.99	55,572	2,549,088	64,011
	MALDIVES, REP. OF	35,948.59	10,485	480,947	11,040
	NEPAL	29.04	123	5,642	131
	NETHERLANDS	986.93	20,449	937,995	21,187
	PEOPLE'S REPUBLIC OF CHINA	977,372.60	1,019,266	46,753,732	1,076,742
	REPUBLIC OF KOREA	91,654.76	212,342	9,740,128	225,126
	SINGAPORE	151,148.01	145,599	6,678,626	156,952

TABLE 8 - Continued

PSCC CODE	COMMODITY AND COUNTRY OF ORIGIN	GROSS WEIGHT (GK)	FOB VALUE		CIF
			DOLLARS	PESOS	DOLLARS
	SOUTH AFRICA, REP. OF	34.22	404	18,531	437
	SPAIN	180.01	9,843	451,498	9,893
	SWITZERLAND	49.50	3,363	154,260	3,511
	TAIWAN (REP. OF CHINA)	299,212.96	538,728	24,711,454	572,770
	THAILAND	294,484.91	575,333	26,390,524	610,453
	TURKEY	7,466.17	20,015	918,088	21,285
	UK OF GREAT BRITAIN AND N. IRELAND	509.26	1,555	71,328	1,748
	UNITED ARAB EMIRATES, N.E.S.	5,161.35	50,362	2,310,105	52,500
	UNITED STATES OF AMERICA	95,280.22	301,719	13,839,851	332,721
	VIETNAM	59.21	450	20,642	525
7311	Containers for compressed or liquefied gas, of iron or steel.	7,828,823.40	8,809,056	404,071,396	9,414,696
731100	Containers for compressed or liquified gas, of iron or steel	7,828,823.40	8,809,056	404,071,396	9,414,696
	AUSTRALIA	392,540.74	102,802	4,715,528	126,407
	BANGLADESH	215,938.98	129,649	5,947,000	152,222
	BELGIUM	328.22	4,066	186,507	4,181
	CANADA	24.68	236	10,825	276
	CZECH REPUBLIC (CZECHOSLOVAKIA)	4,992.14	20,421	936,711	21,001
	DEMOCRATIC PEOPLE'S REP. OF KOREA	38.25	170	7,798	182
	DENMARK	30,802.89	28,644	1,313,900	28,745
	FINLAND	76,332.53	14,179	650,391	23,264
	FRANCE	1,516.42	5,248	240,725	10,480
	GERMANY	19,296.35	39,013	1,789,526	41,008
	HONG KONG, CHINA	15,037.61	20,053	919,831	22,993
	INDONESIA	446.39	3,932	180,361	4,043
	ITALY	19.44	639	29,311	689
	JAPAN	315,676.78	224,573	10,301,163	234,529
	MALAYSIA	45,134.34	232,831	10,679,957	243,087
	MEXICO	19,957.18	55,454	2,543,675	59,247
	MICRONESIA, FEDERATED STATES OF	16,676.13	1,415	64,906	1,838
	NORWAY	3,712.34	10,803	495,534	11,937
	PEOPLE'S REPUBLIC OF CHINA	5,349,471.04	4,766,270	218,628,806	5,024,633
	PORTUGAL	84,260.94	81,528	3,739,689	83,776
	REPUBLIC OF KOREA	417,928.28	1,311,866	60,175,293	1,449,968
	SINGAPORE	185,152.76	253,335	11,620,477	275,522
	SLOVENIA	1.62	129	5,917	161
	SPAIN	141,310.94	126,612	5,807,692	127,229
	SWITZERLAND	1.70	162	7,431	169
	TAIWAN (REP. OF CHINA)	11,862.33	41,532	1,905,072	48,235
	THAILAND	105,218.56	83,960	3,851,245	88,705
	TURKEY	229.64	274	12,568	295
	UK OF GREAT BRITAIN AND N. IRELAND	16,771.82	18,289	838,917	32,023
	UNITED STATES OF AMERICA	237,375.49	846,668	38,836,661	897,527
	VIETNAM	120,766.87	384,303	17,627,979	400,324
7312	Stranded wire, ropes, cables, plaited bands, slings and the like, of iron or steel, not electrically insulated.	40,407,160.95	36,198,708	1,660,434,730	38,328,435
731210	Stranded wire, ropes and cables, of iron or steel, not electrically insulated	37,964,954.05	32,507,800	1,491,132,779	34,346,715
	AUSTRALIA	48,175.18	248,431	11,395,531	265,235
	CANADA	125.03	927	42,521	954
	CHILE	543.08	380	17,431	450
	FINLAND	132.65	1,177	53,989	1,669
	FRANCE	10,979.96	71,892	3,297,686	80,932
	GERMANY	10,425.13	101,700	4,664,978	108,821
	HONG KONG, CHINA	15,261.97	173,624	7,964,132	190,440
	INDIA	123,582.22	98,461	4,516,406	102,812
	INDONESIA	1,168,248.20	2,077,563	95,297,815	2,301,183
	IRELAND	141.03	418	19,173	581
	ISRAEL	527.05	1,669	76,557	1,736
	ITALY	562.78	15,063	690,940	15,399
	JAPAN	1,694,073.18	2,134,720	97,919,606	2,328,266
	MALAYSIA	1,028,054.68	896,357	41,115,896	928,854
	NEW ZEALAND	8.96	697	31,971	722
	PEOPLE'S REPUBLIC OF CHINA	27,219,153.55	20,558,245	943,006,697	21,561,226
	PORTUGAL	173,473.10	187,629	8,606,542	197,999
	REPUBLIC OF KOREA	4,392,009.55	3,505,974	160,819,027	3,679,054
	SIERRA LEONE	17,927.71	23,812	1,092,256	25,442
	SINGAPORE	236,928.30	552,747	25,354,505	614,694
	SOUTH AFRICA, REP. OF	883.23	5,756	264,028	6,584

TABLE 8 - Continued

PSCC CODE	COMMODITY AND COUNTRY OF ORIGIN	GROSS WEIGHT (GK)	FOB VALUE		CIF DOLLARS
			DOLLARS	PESOS	
	SPAIN	295,357.47	137,207	6,293,685	142,035
	SWEDEN	197.73	9,415	431,866	9,889
	SWITZERLAND	119.63	1,568	71,924	1,683
	TAIWAN (REP. OF CHINA)	143,456.50	246,884	11,324,568	263,282
	THAILAND	889,326.98	640,252	29,368,359	675,615
	UK OF GREAT BRITAIN AND N. IRELAND	93,694.76	68,225	3,129,480	76,268
	UNITED STATES OF AMERICA	10,232.66	72,536	3,327,226	78,799
	VIETNAM	391,351.78	674,471	30,937,984	686,091
731290	Plaited bands, slings and the like, of iron or steel, not electrically insulated	2,442,206.90	3,690,908	169,301,951	3,981,720
	AUSTRALIA	93,880.32	560,445	25,707,612	656,261
	AUSTRIA	15.37	1,985	91,052	2,103
	FINLAND	106.62	2,276	104,400	2,847
	FRANCE	47.58	990	45,411	1,096
	GERMANY	256,091.55	1,073,828	49,256,490	1,085,089
	HONG KONG, CHINA	24,534.68	31,355	1,438,254	35,032
	INDIA	15.88	734	33,669	756
	INDONESIA	15,791.70	41,448	1,901,220	41,494
	IRELAND	41.74	2,961	135,821	3,689
	ISRAEL	144.38	1,976	90,639	2,240
	ITALY	13,660.27	11,118	509,983	13,230
	JAPAN	31,826.31	119,771	5,493,896	128,745
	MALAYSIA	5,845.33	57,395	2,632,709	64,430
	NETHERLANDS	23.81	1,732	79,447	1,780
	PEOPLE'S REPUBLIC OF CHINA	1,819,588.86	1,011,009	46,374,983	1,090,125
	PORTUGAL	143.69	2,911	133,528	2,993
	REPUBLIC OF KOREA	9,485.16	39,757	1,823,654	43,103
	SINGAPORE	29,789.20	154,558	7,089,575	174,245
	SPAIN	82.02	854	39,173	1,430
	SWEDEN	28.45	1,292	59,264	1,384
	SWITZERLAND	6,877.09	29,107	1,335,138	33,233
	TAIWAN (REP. OF CHINA)	54,895.12	75,516	3,463,919	80,865
	THAILAND	49,471.29	184,615	8,468,290	199,540
	UK OF GREAT BRITAIN AND N. IRELAND	5,136.57	38,936	1,785,994	43,834
	UNITED ARAB EMIRATES, N.E.S.	538.37	4,561	209,213	10,792
	UNITED STATES OF AMERICA	10,461.37	128,069	5,874,525	137,701
	VIETNAM	13,684.17	111,709	5,124,092	123,683
7313	Barbed wire of iron or steel; twisted hoop or single flat wire, barbed or not, and loosely twisted double wire, of a kind used for fencing, of iron or steel.	6,144,167.71	5,438,618	249,469,406	5,732,088
731300	Barbed wire of iron or steel; twisted hoop or single flat wire, barbed or not, and loosely twisted double wire, of a kind used for fencing, or iron or steel	6,144,167.71	5,438,618	249,469,406	5,732,088
	AUSTRALIA	92.70	90	4,128	104
	GERMANY	29.34	90	4,128	96
	HONG KONG, CHINA	56,485.08	13,010	596,769	14,333
	INDONESIA	55,092.31	48,405	2,220,337	50,542
	JAPAN	3,314.65	16,041	735,801	16,961
	MALAYSIA	943,763.80	1,057,104	48,489,360	1,133,126
	PEOPLE'S REPUBLIC OF CHINA	4,773,127.59	3,231,684	148,237,345	3,410,565
	REPUBLIC OF KOREA	163,813.54	518,659	23,790,888	532,842
	SINGAPORE	72.76	379,621	17,413,215	395,053
	TAIWAN (REP. OF CHINA)	16,797.30	19,707	903,960	19,728
	UNITED STATES OF AMERICA	61.56	330	15,137	630
	VIETNAM	131,517.08	153,877	7,058,338	158,108
7314	Cloth (including endless bands), grill, netting and fencing, of iron or steel wire; expanded metal of iron or steel.	15,174,803.41	16,465,120	755,255,056	17,542,645
731412	Endless bands for machinery, of stainless steel	14,651.47	231,355	10,612,254	248,119
	AUSTRALIA	2,126.93	45,072	2,067,453	48,794
	JAPAN	33.44	316	14,495	338
	NETHERLANDS	52.21	1,207	55,365	1,518
	PEOPLE'S REPUBLIC OF CHINA	355.42	1,645	75,456	1,752
	REPUBLIC OF KOREA	1,557.63	24,758	1,135,649	25,590
	SWEDEN	1,240.06	58,502	2,683,487	58,540
	TAIWAN (REP. OF CHINA)	5,478.86	2,040	93,575	2,124
	UK OF GREAT BRITAIN AND N. IRELAND	3,115.80	84,451	3,873,767	94,720

TABLE 8 - Continued

PSCC CODE	COMMODITY AND COUNTRY OF ORIGIN	GROSS WEIGHT (GK)	FOB VALUE		CIF
			DOLLARS	PESOS	DOLLARS
	UNITED STATES OF AMERICA	691.12	13,364	613,007	14,743
731413	Endless bands for machinery, of iron or steel, etc. (except stainless steel)	4,717.53	35,066	1,608,477	38,738
	HONG KONG, CHINA	174.48	2,209	101,327	2,580
	INDIA	284.84	8,876	407,142	9,483
	JAPAN	3,076.02	3,207	147,105	3,298
	MALAYSIA	5.01	167	7,660	179
	SWEDEN	894.97	5,529	253,615	6,327
	UK OF GREAT BRITAIN AND N. IRELAND	118.96	6,521	299,118	7,462
	UNITED STATES OF AMERICA	163.25	8,557	392,510	9,409
731414	Other woven cloth, of stainless steel	392,309.56	1,288,422	59,099,917	1,372,106
	CANADA	9.16	120	5,504	124
	FRANCE	234.79	7,074	324,484	8,541
	GERMANY	934.08	40,038	1,836,543	43,367
	HONG KONG, CHINA	31.32	615	28,210	704
	INDIA	1,773.40	33,514	1,537,287	36,555
	ITALY	737.09	11,705	536,908	12,812
	JAPAN	23,111.74	135,974	6,237,127	145,551
	NETHERLANDS	219.04	2,319	106,373	2,385
	PEOPLE'S REPUBLIC OF CHINA	233,010.37	599,645	27,505,716	639,301
	REPUBLIC OF KOREA	140.15	102	4,679	109
	SINGAPORE	989.07	16,083	737,727	16,680
	SWITZERLAND	486.17	54,841	2,515,557	58,533
	TAIWAN (REP. OF CHINA)	117,885.19	249,811	11,458,831	260,548
	UK OF GREAT BRITAIN AND N. IRELAND	102.06	2,640	121,097	2,816
	UNITED STATES OF AMERICA	12,645.93	133,941	6,143,874	144,080
731419	Other woven products (including endless bands), of iron or steel	1,605,619.82	1,676,555	76,903,578	1,779,532
	AUSTRALIA	790.04	12,280	563,284	12,793
	CANADA	4.01	746	34,219	792
	FRANCE	317.62	34,630	1,588,478	34,988
	GERMANY	15.07	673	30,871	692
	INDIA	108.85	552	25,320	575
	ITALY	159.64	5,428	248,982	5,812
	JAPAN	24,916.42	242,843	11,139,208	261,559
	MALAYSIA	1.65	62	2,844	67
	PEOPLE'S REPUBLIC OF CHINA	1,519,464.05	990,734	45,444,969	1,059,242
	REPUBLIC OF KOREA	2,930.18	168,277	7,718,866	173,444
	SPAIN	14,951.74	17,604	807,495	17,656
	TAIWAN (REP. OF CHINA)	39,879.88	97,498	4,472,233	101,264
	UK OF GREAT BRITAIN AND N. IRELAND	686.12	22,080	1,012,810	22,311
	UNITED STATES OF AMERICA	1,394.55	83,148	3,813,999	88,337
731420	Grill, netting and fencing, welded at the intersection, of wire with a maximum cross-sectional dimension of 3 mm or more and having a mesh size of 100 cm2 or more	2,291,134.47	1,743,005	79,951,639	1,863,627
	BELGIUM	305.49	16,289	747,176	16,344
	FRANCE	69.65	892	40,916	915
	GERMANY	37.10	918	42,109	1,135
	HONG KONG, CHINA	42.78	125	5,734	148
	INDIA	10,886.85	27,776	1,274,085	29,204
	JAPAN	2,387.23	4,224	193,755	4,433
	PEOPLE'S REPUBLIC OF CHINA	2,184,304.80	1,516,320	69,553,598	1,625,911
	REPUBLIC OF KOREA	5,241.39	2,004	91,923	2,311
	SWITZERLAND	19,258.85	131,634	6,038,052	137,025
	TAIWAN (REP. OF CHINA)	7,586.58	2,202	101,006	2,273
	THAILAND	60,470.60	34,155	1,566,690	35,176
	TURKEY	102.62	3,087	141,601	5,086
	UK OF GREAT BRITAIN AND N. IRELAND	353.94	3,058	140,270	3,267
	UNITED STATES OF AMERICA	86.59	321	14,724	399
731431	Grill, netting and fencing, welded at the intesection, plated or coated with zinc	1,186,118.18	955,298	43,819,519	1,003,963
	PEOPLE'S REPUBLIC OF CHINA	1,186,118.18	955,298	43,819,519	1,003,963
731439	Grill, netting and fencing, welded at the intesection, of iron or steel wire	1,967,593.07	1,723,356	79,050,341	1,855,867

TABLE 8 - Continued

PSCC CODE	COMMODITY AND COUNTRY OF ORIGIN	GROSS WEIGHT (GK)	FOB VALUE		CIF
			DOLLARS	PESOS	DOLLARS
	AUSTRALIA	19,723.41	40,809	1,871,909	62,930
	DENMARK	17.41	2,233	102,428	2,238
	GERMANY	1,186.92	18,912	867,493	21,026
	INDIA	4,304.62	12,487	572,779	13,403
	JAPAN	163.37	11,480	526,588	12,452
	MALAYSIA	303.91	2,550	116,969	3,610
	NEW ZEALAND	439.30	6,904	316,686	7,944
	PEOPLE'S REPUBLIC OF CHINA	1,909,439.33	1,453,417	66,668,238	1,542,931
	REPUBLIC OF KOREA	1,549.30	2,003	91,878	2,144
	SINGAPORE	7,798.72	49,761	2,282,537	53,239
	SOUTH AFRICA, REP. OF	79.18	768	35,228	932
	TAIWAN (REP. OF CHINA)	6,547.00	3,182	145,958	3,358
	TURKEY	800.65	20,411	936,253	21,202
	UNITED STATES OF AMERICA	15,239.95	98,439	4,515,397	108,458
731441	Other cloth, grill, netting and fencing, plated or coated with zinc	1,138,953.80	1,629,092	74,726,450	1,714,766
	AUSTRALIA	497.80	14,008	642,547	15,333
	PEOPLE'S REPUBLIC OF CHINA	1,089,551.30	847,501	38,874,871	893,312
	SWITZERLAND	41,298.31	751,174	34,456,351	788,969
	TAIWAN (REP. OF CHINA)	7,606.39	16,409	752,681	17,152
731442	Other cloth, grill, netting and fencing, coated with plastics	192,819.91	216,070	9,911,131	228,377
	HONG KONG, CHINA	893.84	2,468	113,207	2,542
	INDONESIA	31,368.01	37,217	1,707,144	37,255
	JAPAN	16,508.87	12,581	577,090	13,593
	MALAYSIA	289.36	480	22,018	512
	PEOPLE'S REPUBLIC OF CHINA	115,969.80	113,990	5,228,721	121,893
	VIETNAM	27,790.03	49,334	2,262,951	52,582
731449	Other cloth, grill, netting and fencing, coated with other materials	5,468,298.54	5,046,546	231,485,066	5,401,039
	AUSTRALIA	31,321.52	141,663	6,498,082	144,091
	DENMARK	2,217.28	11,095	508,928	11,650
	FRANCE	10.29	156	7,156	246
	GERMANY	541.19	22,958	1,053,083	23,815
	HONG KONG, CHINA	3,251.53	33,795	1,550,177	34,877
	INDIA	16,646.14	32,127	1,473,665	36,662
	ISRAEL	206.01	7,818	358,612	8,282
	JAPAN	34,160.99	114,759	5,263,995	121,600
	MALAYSIA	3,555.57	12,659	580,668	14,056
	NETHERLANDS	0.90	80	3,670	96
	PEOPLE'S REPUBLIC OF CHINA	5,295,661.86	4,237,273	194,363,713	4,553,868
	REPUBLIC OF KOREA	24,529.96	47,465	2,177,220	47,970
	SINGAPORE	837.68	3,263	149,674	3,405
	SWEDEN	23.91	989	45,365	1,275
	SWITZERLAND	67.75	25,972	1,191,336	27,631
	TAIWAN (REP. OF CHINA)	17,855.79	41,958	1,924,613	43,323
	THAILAND	19,748.71	6,994	320,815	7,362
	UK OF GREAT BRITAIN AND N. IRELAND	4,633.58	166,885	7,655,015	170,239
	UNITED ARAB EMIRATES, N.E.S.	11,931.43	88,521	4,060,458	98,414
	UNITED STATES OF AMERICA	1,096.45	50,116	2,298,821	52,177
731450	Expanded metal of iron or steel	912,587.06	1,920,355	88,086,684	2,036,511
	AUSTRALIA	36,917.52	53,260	2,443,036	58,788
	FRANCE	13.20	79	3,624	85
	HONG KONG, CHINA	104,385.66	341,556	15,667,174	353,315
	INDIA	129.76	1,391	63,805	1,448
	ITALY	563.18	52,256	2,396,983	53,730
	JAPAN	2,261.28	2,111	96,832	2,351
	MALAYSIA	2,849.81	7,884	361,639	7,895
	NETHERLANDS	8,751.14	17,344	795,569	18,531
	PEOPLE'S REPUBLIC OF CHINA	224,826.93	590,237	27,074,171	604,094
	REPUBLIC OF KOREA	843.15	4,932	226,231	5,540
	SINGAPORE	194.76	44,558	2,043,875	47,535
	SWITZERLAND	2.21	2,657	121,877	2,739
	TAIWAN (REP. OF CHINA)	5,018.63	2,945	135,087	2,978
	UNITED ARAB EMIRATES, N.E.S.	15.67	54	2,477	57
	UNITED STATES OF AMERICA	525,814.16	799,091	36,654,304	877,425

TABLE 8 - Continued

PSCC CODE	COMMODITY AND COUNTRY OF ORIGIN	GROSS WEIGHT (GK)	FOB VALUE		CIF DOLLARS
			DOLLARS	PESOS	
7315	Chain and parts thereof, of iron or steel.	7,400,626.68	16,375,483	751,143,406	17,210,450
731511	Roller chain, of iron or steel	2,978,483.54	5,730,257	262,846,886	6,008,089
	AUSTRALIA	2.93	146	6,697	174
	AUSTRIA	23.44	6,102	279,899	6,450
	CANADA	26.67	175	8,027	200
	DENMARK	102.65	1,083	49,677	1,371
	FRANCE	203.45	9,052	415,215	9,486
	GERMANY	11,730.26	91,145	4,180,821	94,177
	HONG KONG, CHINA	40,647.56	24,014	1,101,522	25,008
	INDIA	40,705.82	30,701	1,408,255	32,343
	INDONESIA	138.47	2,085	95,639	2,119
	ITALY	43,805.93	222,247	10,194,470	232,283
	JAPAN	267,061.65	1,601,129	73,443,787	1,674,797
	MALAYSIA	360,717.65	406,112	18,628,358	423,234
	NETHERLANDS	55,177.07	500,378	22,952,338	522,751
	PEOPLE'S REPUBLIC OF CHINA	1,892,270.60	1,326,494	60,846,281	1,389,659
	REPUBLIC OF KOREA	35,015.43	129,732	5,950,806	133,649
	SINGAPORE	44,039.73	300,996	13,806,686	320,169
	SWEDEN	2,857.88	43,190	1,981,125	60,659
	SWITZERLAND	10.01	136	6,238	157
	TAIWAN (REP. OF CHINA)	23,235.22	49,861	2,287,125	55,223
	THAILAND	22,753.94	22,153	1,016,157	23,240
	UK OF GREAT BRITAIN AND N. IRELAND	15,514.87	196,105	8,995,336	200,706
	UNITED STATES OF AMERICA	98,247.60	723,066	33,167,037	752,279
	VIETNAM	24,194.71	44,155	2,025,390	47,955
731512	Other roller chain, of iron or steel	910,643.26	1,990,496	91,304,053	2,094,781
	AUSTRALIA	2,043.56	35,221	1,615,587	38,062
	AUSTRIA	2,145.83	22,120	1,014,645	23,100
	BELGIUM	1,897.26	18,008	826,027	18,497
	FRANCE	1,034.71	14,253	653,785	15,470
	GERMANY	58,633.98	529,810	24,302,384	543,975
	HONG KONG, CHINA	3,452.02	31,267	1,434,216	32,113
	INDIA	42.83	394	18,073	419
	INDONESIA	3,419.12	3,058	140,271	3,439
	ITALY	54.64	3,768	172,839	4,178
	JAPAN	83,617.91	253,607	11,632,953	269,290
	MALAYSIA	39,529.74	89,765	4,117,521	93,053
	NETHERLANDS	1,842.32	4,056	186,049	17,387
	NEW ZEALAND	44.11	422	19,357	632
	PEOPLE'S REPUBLIC OF CHINA	583,102.18	415,093	19,040,316	436,882
	REPUBLIC OF KOREA	35,392.47	204,361	9,374,039	211,945
	SINGAPORE	24,328.68	68,208	3,128,701	72,000
	SWEDEN	53.95	1,848	84,768	1,942
	SWITZERLAND	3,601.17	44,992	2,063,784	46,345
	TAIWAN (REP. OF CHINA)	23,295.44	21,183	971,664	22,629
	THAILAND	14,536.33	32,375	1,485,041	33,563
	UK OF GREAT BRITAIN AND N. IRELAND	8,102.95	57,923	2,656,928	60,580
	UNITED STATES OF AMERICA	20,472.06	138,764	6,365,105	149,280
731519	Parts of articulated link chain, of iron or steel	242,856.16	932,684	42,782,214	970,169
	CANADA	10,697.60	26,684	1,223,995	28,253
	GERMANY	2,920.33	7,275	333,704	7,790
	INDIA	4,890.55	11,360	521,083	11,825
	ITALY	7,188.67	22,812	1,046,386	25,620
	JAPAN	3,744.81	14,861	681,674	16,479
	PEOPLE'S REPUBLIC OF CHINA	58,645.99	83,141	3,813,678	86,224
	REPUBLIC OF KOREA	631.09	24,160	1,108,219	25,223
	SINGAPORE	22.98	552	25,320	627
	SWITZERLAND	0.83	425	19,495	454
	TAIWAN (REP. OF CHINA)	28.71	522	23,944	628
	UK OF GREAT BRITAIN AND N. IRELAND	22,470.56	217,124	9,959,478	223,570
	UNITED STATES OF AMERICA	131,614.04	523,768	24,025,238	543,476
731520	Skid chain, of iron or steel	166,193.41	804,838	36,917,918	818,944
	GERMANY	23,459.23	42,589	1,953,557	44,868
	ITALY	881.19	2,897	132,885	2,911
	JAPAN	68.95	677	31,054	805
	MALAYSIA	53,839.37	303,446	13,919,068	313,931

TABLE 8 - Continued

PSCC CODE	COMMODITY AND COUNTRY OF ORIGIN	GROSS WEIGHT (GK)	FOB VALUE		CIF DOLLARS
			DOLLARS	PESOS	
	MEXICO	63,710.92	425,566	19,520,712	425,566
	PEOPLE'S REPUBLIC OF CHINA	15,357.46	5,578	255,863	5,918
	SINGAPORE	554.87	15,212	697,774	15,986
	TAIWAN (REP. OF CHINA)	8,053.08	8,023	368,015	8,037
	UNITED STATES OF AMERICA	268.34	850	38,990	922
731581	Stud link chain, of iron or steel	462,516.20	567,354	26,024,529	604,590
	JAPAN	31.70	902	41,375	1,039
	NETHERLANDS	4,444.51	8,687	398,473	15,051
	PEOPLE'S REPUBLIC OF CHINA	385,574.03	417,023	19,128,845	441,169
	REPUBLIC OF KOREA	2,809.53	7,150	327,971	7,856
	SINGAPORE	66,031.78	107,315	4,922,539	112,622
	TAIWAN (REP. OF CHINA)	2,447.10	8,864	406,592	8,875
	UK OF GREAT BRITAIN AND N. IRELAND	80.80	3,381	155,086	3,474
	UNITED STATES OF AMERICA	1,048.66	13,401	614,704	13,829
	VIETNAM	48.09	631	28,944	675
731582	Welded link chain, of iron or steel	507,497.63	659,875	30,268,467	687,111
	AUSTRALIA	94.33	2,056	94,309	2,195
	FRANCE	306.16	2,796	128,253	4,750
	GERMANY	11,028.85	71,143	3,263,329	74,564
	HONG KONG, CHINA	50,215.25	36,842	1,689,943	38,956
	ITALY	0.84	32	1,468	35
	JAPAN	951.36	21,939	1,006,342	22,603
	NETHERLANDS	1,052.27	5,313	243,707	5,510
	NEW ZEALAND	0.83	186	8,532	199
	PEOPLE'S REPUBLIC OF CHINA	401,883.53	253,409	11,623,871	267,063
	REPUBLIC OF KOREA	539.84	18,387	843,412	19,269
	SINGAPORE	1,583.49	24,169	1,108,632	24,305
	SWEDEN	23.29	1,743	79,951	1,807
	TAIWAN (REP. OF CHINA)	709.70	917	42,063	1,046
	UNITED STATES OF AMERICA	39,107.89	220,943	10,134,655	224,809
731589	Other chain, n.e.s., of iron or steel	1,499,064.50	2,586,013	118,620,418	2,751,241
	AUSTRALIA	36.58	2,745	125,913	2,883
	AUSTRIA	238.26	2,362	108,345	2,468
	FINLAND	32.32	908	41,650	1,079
	FRANCE	4,574.91	70,193	3,219,753	131,746
	GERMANY	12,531.58	207,115	9,500,365	214,344
	HONG KONG, CHINA	11,954.78	66,090	3,031,548	70,413
	INDIA	2,985.33	2,239	102,703	2,247
	ITALY	11,625.46	18,386	843,366	19,244
	JAPAN	56,779.24	453,611	20,807,136	467,596
	MALAYSIA	190,969.13	452,343	20,748,974	457,438
	NETHERLANDS	2,156.39	1,705	78,209	1,964
	PEOPLE'S REPUBLIC OF CHINA	1,092,936.18	858,400	39,374,807	906,739
	REPUBLIC OF KOREA	34,878.80	166,928	7,656,988	172,177
	SINGAPORE	12,574.79	31,347	1,437,887	32,056
	SOUTH AFRICA, REP. OF	128.73	1,673	76,741	1,799
	SPAIN	24.11	2,857	131,051	2,899
	SWEDEN	1,368.60	8,757	401,683	16,309
	TAIWAN (REP. OF CHINA)	928.20	6,859	314,623	7,188
	THAILAND	3,791.04	34,971	1,604,120	35,933
	UK OF GREAT BRITAIN AND N. IRELAND	0.63	43	1,972	45
	UNITED STATES OF AMERICA	40,385.05	185,038	8,487,694	192,656
	VIETNAM	18,164.39	11,443	524,890	12,018
731590	Chain parts (excluding articulated link chain), of iron or steel	633,371.98	3,103,966	142,378,921	3,275,525
	AUSTRALIA	334.32	4,144	190,085	4,321
	BELGIUM	13.61	1,144	52,475	1,325
	DEMOCRATIC PEOPLE'S REP. OF KOREA	947.31	12,430	570,164	12,442
	DENMARK	129.06	2,411	110,593	2,574
	FRANCE	5.68	257	11,789	292
	GERMANY	23,725.72	309,312	14,188,141	318,229
	HONG KONG, CHINA	4,575.63	18,033	827,174	19,347
	INDIA	987.69	13,618	624,658	14,484
	ITALY	5,933.23	102,706	4,711,125	117,386
	JAPAN	15,898.79	228,273	10,470,882	235,563
	MALAYSIA	56,155.62	140,352	6,437,946	141,732
	NETHERLANDS	4,421.93	12,231	561,036	12,802

TABLE 8 - Continued

PSCC CODE	COMMODITY AND COUNTRY OF ORIGIN	GROSS WEIGHT (GK)	FOB VALUE		CIF DOLLARS
			DOLLARS	PESOS	
	PEOPLE'S REPUBLIC OF CHINA	274,420.83	261,023	11,973,125	271,343
	REPUBLIC OF KOREA	17,203.85	56,332	2,583,949	58,856
	SAN MARINO	75.67	324	14,862	386
	SINGAPORE	120,777.49	730,540	33,509,870	784,202
	SLOVAK REPUBLIC (SLOVAKIA)	766.24	8,656	397,051	9,248
	SOUTH AFRICA, REP. OF	36.71	433	19,862	468
	SPAIN	10.52	1,809	82,979	1,925
	SWEDEN	1,539.20	21,115	968,545	21,980
	SWITZERLAND	90.11	10,301	472,507	11,419
	TAIWAN (REP. OF CHINA)	4,057.70	5,277	242,056	5,521
	THAILAND	8,567.22	211,199	9,687,698	228,089
	UK OF GREAT BRITAIN AND N. IRELAND	2,606.89	66,895	3,068,473	68,842
	UNITED ARAB EMIRATES, N.E.S.	65.14	381	17,476	406
	UNITED STATES OF AMERICA	90,025.82	884,770	40,584,400	932,343
7316	7316 Anchors, grapnels and parts thereof, of iron or steel.	1,147,692.46	3,653,206	167,572,559	3,821,847
731600	731600 Anchors, grapnels and parts thereof, of iron or steel	1,147,692.46	3,653,206	167,572,559	3,821,847
	BELGIUM	4,235.77	973	44,632	32,431
	FRANCE	1,467.74	12,683	581,769	14,479
	GERMANY	1.04	47	2,156	51
	HONG KONG, CHINA	1,814.75	5,227	239,762	5,562
	INDIA	64,337.46	90,904	4,169,766	95,871
	INDONESIA	4,278.06	3,308	151,738	3,760
	ISRAEL	36.58	54	2,477	350
	JAPAN	1,192.72	9,460	433,930	10,756
	PEOPLE'S REPUBLIC OF CHINA	697,815.34	773,896	35,498,610	807,722
	REPUBLIC OF KOREA	17,140.78	39,320	1,803,608	47,516
	SINGAPORE	335,048.70	2,631,666	120,714,519	2,716,136
	SPAIN	527.25	2,376	108,987	2,443
	SWITZERLAND	199.44	7,941	364,254	7,970
	TAIWAN (REP. OF CHINA)	8,746.96	27,765	1,273,581	28,197
	THAILAND	10,278.18	40,732	1,868,377	40,826
	UNITED STATES OF AMERICA	571.69	6,854	314,393	7,777
7317	7317 Nails, tacks, drawing pins, corrugated nails, staples (other than those of heading 83.05) and similar articles, of iron or steel, whether or not with heads of other material, but excluding such articles with heads of copper.	7,671,343.55	5,679,268	260,508,026	6,023,376
731700	731700 Nails, tacks, drawing pins, corrugated nails, staples (other than those of heading No. 83.05) and similar articles, of iron or steel, whether or not with heads of other material, but excluding such articles with heads of copper	7,671,343.55	5,679,268	260,508,026	6,023,376
	AUSTRALIA	48.93	710	32,568	743
	AUSTRIA	94.54	34	1,560	101
	BELGIUM	12.80	959	43,989	987
	CANADA	5.33	6,351	291,320	6,612
	CZECH REPUBLIC (CZECHOSLOVAKIA)	10.27	61	2,798	64
	DENMARK	2.34	380	17,431	396
	FRANCE	1,787.34	25,532	1,171,153	26,940
	GERMANY	9,469.08	82,687	3,792,853	89,356
	HONG KONG, CHINA	25,857.11	24,739	1,134,779	26,249
	JAPAN	47,593.16	296,836	13,615,867	311,688
	MALAYSIA	76,923.52	72,476	3,324,474	75,668
	NETHERLANDS	6,198.97	5,087	233,341	5,597
	PEOPLE'S REPUBLIC OF CHINA	7,084,137.34	4,560,416	209,186,282	4,808,081
	POLAND	1.28	62	2,844	80
	REPUBLIC OF KOREA	57,102.08	74,884	3,434,930	79,668
	SINGAPORE	7,313.37	83,109	3,812,210	86,537
	SPAIN	11.08	152	6,973	165
	SWEDEN	9.44	123	5,642	131
	SWITZERLAND	1,074.06	12,486	572,732	17,109
	TAIWAN (REP. OF CHINA)	342,269.71	290,240	13,313,310	306,818
	THAILAND	1,328.72	9,771	448,195	10,036
	UK OF GREAT BRITAIN AND N. IRELAND	72.22	583	26,742	617
	UNITED ARAB EMIRATES, N.E.S.	1,620.99	10,523	482,690	10,954
	UNITED STATES OF AMERICA	8,399.87	121,067	5,553,343	158,779
7318	7318 Screws, bolts, nuts, coach screws, screw hooks, rivets, cotters, cotter-pins, washers (including spring washers) and similar articles, of iron or steel.	25,371,664.03	73,940,745	3,391,661,973	79,658,877

TABLE 8 - Continued

PSCC CODE	COMMODITY AND COUNTRY OF ORIGIN	GROSS WEIGHT (GK)	FOB VALUE		CIF DOLLARS
			DOLLARS	PESOS	
731811	Coach screws, of iron or steel	90,286.36	399,823	18,339,881	426,378
	AUSTRALIA	164.18	19,542	896,392	22,013
	AUSTRIA	1.58	64	2,936	76
	BELGIUM	0.83	180	8,257	192
	GERMANY	13.34	194	8,899	227
	HONG KONG, CHINA	8,899.69	100,219	4,597,046	107,252
	INDONESIA	104.06	245	11,238	265
	IRELAND	2.87	49	2,248	122
	ITALY	25.70	112	5,137	194
	JAPAN	7,982.86	109,927	5,042,351	114,237
	MALAYSIA	176.69	8,745	401,133	9,457
	NETHERLANDS	1.67	728	33,393	832
	PEOPLE'S REPUBLIC OF CHINA	49,316.87	35,577	1,631,917	38,469
	REPUBLIC OF KOREA	4,486.55	22,720	1,042,166	24,628
	SINGAPORE	2,054.25	48,292	2,215,154	50,362
	SWITZERLAND	4.49	96	4,404	113
	TAIWAN (REP. OF CHINA)	16,727.25	40,167	1,842,460	42,326
	UK OF GREAT BRITAIN AND N. IRELAND	18.37	7,776	356,685	9,990
	UNITED STATES OF AMERICA	305.11	5,190	238,065	5,623
731812	Wood screws (other than coach screws), of iron or steel	1,601,032.57	1,493,710	68,516,477	1,573,573
	AUSTRALIA	122.80	1,217	55,824	1,230
	CZECH REPUBLIC (CZECHOSLOVAKIA)	3.65	22	1,009	24
	GERMANY	526.61	23,442	1,075,285	23,519
	HONG KONG, CHINA	4,379.79	71,844	3,295,485	79,406
	ISRAEL	262.57	310	14,220	1,526
	JAPAN	380,107.22	368,789	16,916,351	389,315
	NETHERLANDS	0.90	45	2,064	53
	PEOPLE'S REPUBLIC OF CHINA	839,518.04	629,607	28,880,073	651,836
	REPUBLIC OF KOREA	3,156.19	17,879	820,109	19,834
	SINGAPORE	2,002.13	34,239	1,570,543	35,630
	TAIWAN (REP. OF CHINA)	368,362.44	301,243	13,818,016	318,377
	UK OF GREAT BRITAIN AND N. IRELAND	4.14	53	2,431	57
	UNITED STATES OF AMERICA	2,586.09	45,020	2,065,067	52,766
731813	Screw hooks and screw rings, of iron or steel	219,785.47	677,705	31,086,329	707,581
	BELGIUM	13.79	477	21,880	508
	FRANCE	270.97	321	14,725	351
	GERMANY	7,926.41	72,143	3,309,199	74,191
	HONG KONG, CHINA	5,426.77	8,342	382,647	8,735
	ITALY	971.99	4,633	212,516	5,389
	JAPAN	107,570.91	138,875	6,370,196	145,622
	NETHERLANDS	1,815.76	34,411	1,578,432	35,693
	NORWAY	1.35	53	2,431	56
	PEOPLE'S REPUBLIC OF CHINA	63,498.46	128,281	5,884,250	136,865
	SINGAPORE	4,589.58	189,519	8,693,237	193,690
	SWITZERLAND	0.14	96	4,404	99
	TAIWAN (REP. OF CHINA)	23,187.93	27,392	1,256,471	28,388
	THAILAND	851.79	40,908	1,876,450	44,406
	UNITED STATES OF AMERICA	613.18	26,852	1,231,701	28,033
	VIETNAM	3,046.44	5,402	247,790	5,555
731814	Self-tapping screws, of iron or steel	332,224.41	764,829	35,082,705	837,918
	AUSTRALIA	377.17	3,529	161,875	3,712
	AUSTRIA	312.22	5,099	233,891	6,246
	BELGIUM	22.16	490	22,476	551
	GERMANY	8,272.41	96,077	4,407,052	104,811
	HONG KONG, CHINA	405.43	3,987	182,884	4,086
	INDIA	5,704.26	21,402	981,710	22,866
	ITALY	619.99	4,762	218,433	5,043
	JAPAN	19,059.33	172,929	7,932,254	194,149
	NETHERLANDS	0.76	162	7,431	168
	PEOPLE'S REPUBLIC OF CHINA	193,774.20	126,059	5,782,326	135,821
	REPUBLIC OF KOREA	621.70	13,652	626,217	14,486
	SINGAPORE	12,142.15	110,224	5,055,975	127,965
	SPAIN	15.87	143	6,559	153
	SWITZERLAND	469.50	9,818	450,351	10,825
	TAIWAN (REP. OF CHINA)	88,411.67	176,118	8,078,533	184,972
	THAILAND	623.55	4,019	184,351	4,825

TABLE 8 - Continued

PSCC CODE	COMMODITY AND COUNTRY OF ORIGIN	GROSS WEIGHT (GK)	FOB VALUE		CIF DOLLARS
			DOLLARS	PESOS	
	TURKEY	563.42	4,881	223,891	5,341
	UNITED ARAB EMIRATES, N.E.S.	123.35	425	19,495	453
	UNITED STATES OF AMERICA	705.27	11,053	507,001	11,445
731815	Other screws and bolts, threaded, whether or not with their nuts or washers, of iron or steel	16,047,105.60	39,736,245	1,822,701,553	42,468,319
	AUSTRALIA	115,411.60	538,214	24,687,875	643,961
	AUSTRIA	707.28	15,533	712,499	20,023
	BELGIUM	8,408.67	59,177	2,714,448	68,454
	BRAZIL	17,191.87	11,178	512,735	11,623
	BRUNEI DARUSSALAM	6,755.62	7,773	356,548	8,269
	CANADA	654.33	11,222	514,752	13,263
	CZECH REPUBLIC (CZECHOSLOVAKIA)	8.91	1,400	64,218	1,485
	DEMOCRATIC PEOPLE'S REP. OF KOREA	1,872.20	851	39,035	876
	DENMARK	6,174.51	60,758	2,786,970	65,352
	EGYPT ARAB REPUBLIC	39.98	113	5,183	211
	FINLAND	1,012.14	40,287	1,847,964	46,021
	FRANCE	51,233.28	1,248,885	57,286,356	1,293,554
	GERMANY	127,511.17	1,316,632	60,393,910	1,406,044
	HONG KONG, CHINA	282,421.05	2,216,752	101,682,415	2,404,799
	HUNGARY	48.35	1,893	86,832	2,405
	INDIA	90,440.08	263,154	12,070,874	285,625
	INDONESIA	71,889.88	436,619	20,027,713	500,802
	IRELAND	107.30	711	32,614	788
	ISRAEL	931.57	10,523	482,689	13,410
	ITALY	5,344.25	64,176	2,943,753	72,023
	JAMAICA (EXCLUDES CAYMAN IS., TURKS, CAICOS)	1.69	310	14,220	362
	JAPAN	732,796.57	8,538,246	391,649,344	9,094,262
	LUXEMBOURG	29.30	449	20,596	683
	MALAYSIA	71,146.78	1,191,325	54,646,078	1,259,934
	MEXICO	1,397.83	29,682	1,361,513	34,726
	MYANMAR, UNION OF (BURMA)	135.60	11,483	526,725	11,807
	NETHERLANDS	8,456.08	107,478	4,930,017	115,756
	NEW ZEALAND	341.83	8,839	405,445	9,254
	NORWAY	8.08	201	9,220	238
	PEOPLE'S REPUBLIC OF CHINA	11,485,555.37	10,871,881	498,693,180	11,494,776
	POLAND	173.15	7,325	335,997	9,251
	QATAR	8.37	236	10,825	285
	REPUBLIC OF KOREA	226,007.27	983,428	45,109,842	1,066,956
	SAUDI ARABIA	7.36	131	6,009	136
	SINGAPORE	225,731.15	3,423,299	157,026,724	3,670,062
	SLOVENIA	161.13	182	8,348	190
	SOUTH AFRICA, REP. OF	344.66	7,138	327,420	7,797
	SPAIN	85,521.94	285,310	13,087,170	297,031
	SRI LANKA (CEYLON)	204.01	438	20,091	468
	SWAZILAND	62.69	2,204	101,097	2,343
	SWEDEN	4,056.37	158,393	7,265,486	164,087
	SWITZERLAND	8,004.01	143,024	6,560,512	164,817
	TAIWAN (REP. OF CHINA)	1,858,770.93	3,854,976	176,827,748	4,115,983
	THAILAND	158,421.47	1,381,306	63,360,505	1,461,284
	TURKEY	34.73	838	38,439	889
	UK OF GREAT BRITAIN AND N. IRELAND	1,341.84	146,454	6,717,846	155,092
	UNITED ARAB EMIRATES, N.E.S.	37,874.89	179,008	8,211,098	206,970
	UNITED STATES OF AMERICA	97,272.59	1,131,790	51,915,208	1,233,089
	URUGUAY	59.88	1,153	52,888	1,194
	VIETNAM	255,013.99	963,867	44,212,579	1,029,609
731816	Nuts, threaded, of iron or steel	2,046,169.01	5,580,978	255,999,462	5,920,054
	AUSTRALIA	3,716.92	105,707	4,848,780	110,544
	AUSTRIA	377.26	5,653	259,303	6,432
	BELGIUM	173.45	3,441	157,839	3,994
	CANADA	7.47	435	19,953	467
	CZECH REPUBLIC (CZECHOSLOVAKIA)	55.80	3,856	176,875	4,008
	DENMARK	14.54	1,807	82,887	1,993
	DOMINICA	9.49	7,846	359,896	8,067
	FINLAND	18.73	3,487	159,948	3,602
	FRANCE	744.68	22,857	1,048,450	26,213
	GERMANY	16,041.18	302,532	13,877,142	328,829
	HONG KONG, CHINA	13,333.13	181,533	8,326,919	191,785
	HUNGARY	0.04	152	6,972	156
	INDIA	4,123.41	31,423	1,441,373	41,486
	INDONESIA	9,067.07	83,389	3,825,054	87,539

TABLE 8 - Continued

PSCC CODE	COMMODITY AND COUNTRY OF ORIGIN	GROSS WEIGHT (GK)	FOB VALUE		CIF DOLLARS
			DOLLARS	PESOS	
	ISRAEL	50.49	74	3,394	483
	ITALY	120.35	12,393	568,467	12,972
	JAPAN	93,618.72	1,491,977	68,436,985	1,588,769
	MALAYSIA	2,576.64	39,055	1,791,453	42,656
	NETHERLANDS	672.19	24,889	1,141,659	26,496
	NEW ZEALAND	89.27	934	42,843	1,262
	NORWAY	88.37	2,017	92,520	2,035
	PEOPLE'S REPUBLIC OF CHINA	1,495,376.68	1,348,083	61,836,567	1,420,044
	POLAND	11.68	600	27,522	625
	REPUBLIC OF KOREA	31,653.69	88,018	4,037,386	99,008
	SINGAPORE	55,527.08	621,387	28,503,022	653,217
	SOUTH AFRICA, REP. OF	58.46	694	31,834	751
	SPAIN	605.53	4,172	191,369	4,846
	SRI LANKA (CEYLON)	272.04	649	29,770	676
	SWEDEN	61.67	2,441	111,969	2,739
	SWITZERLAND	192.40	16,689	765,524	17,771
	TAIWAN (REP. OF CHINA)	210,629.08	431,564	19,795,841	453,067
	THAILAND	59,867.61	232,690	10,673,491	244,249
	UK OF GREAT BRITAIN AND N. IRELAND	2,429.94	132,447	6,075,344	139,337
	UNITED ARAB EMIRATES, N.E.S.	534.32	11,415	523,606	11,817
	UNITED STATES OF AMERICA	5,898.27	202,234	9,276,474	216,920
	VIETNAM	38,151.36	162,438	7,451,031	165,199
731819	Other threaded articles, of iron or steel	2,555,172.27	7,795,132	357,562,705	8,350,182
	AUSTRALIA	5,135.61	62,300	2,857,701	67,060
	AUSTRIA	1.67	276	12,660	292
	BELGIUM	5,131.21	78,797	3,614,418	82,094
	CANADA	190.87	4,136	189,718	4,732
	DENMARK	1,383.02	6,370	292,192	10,953
	FINLAND	599.09	6,916	317,237	7,201
	FRANCE	4,034.16	105,589	4,843,368	114,146
	GERMANY	21,108.35	331,599	15,210,446	352,361
	HONG KONG, CHINA	23,841.16	116,431	5,340,690	124,710
	HUNGARY	12.28	82	3,761	87
	INDIA	13,358.53	28,408	1,303,075	30,037
	INDONESIA	2,382.88	37,003	1,697,328	38,631
	IRELAND	113.97	1,831	83,988	3,465
	ISRAEL	15.83	750	34,402	808
	ITALY	16,426.28	26,105	1,197,436	28,977
	JAPAN	207,600.92	1,607,665	73,743,594	1,717,282
	KENYA	450.80	6,338	290,724	6,520
	LUXEMBOURG	1.53	264	12,110	281
	MACAU	114.09	2,717	124,629	2,828
	MALAYSIA	3,098.32	65,900	3,022,833	68,338
	MEXICO	0.13	91	4,174	95
	NETHERLANDS	5,682.57	476,345	21,849,945	507,695
	NEW ZEALAND	40.54	739	33,898	949
	NORWAY	94.39	3,852	176,692	5,156
	PEOPLE'S REPUBLIC OF CHINA	1,900,352.50	1,661,458	76,211,079	1,805,445
	POLAND	1,355.83	11,311	518,836	11,547
	REPUBLIC OF KOREA	37,152.16	308,990	14,173,371	328,477
	SINGAPORE	130,520.14	705,272	32,350,826	754,930
	SOUTH AFRICA, REP. OF	753.97	13,490	618,786	13,507
	SPAIN	813.75	2,495	114,446	2,604
	SRI LANKA (CEYLON)	74.57	4,960	227,515	5,163
	SWEDEN	1,734.49	34,154	1,566,644	36,500
	SWITZERLAND	2,819.89	74,282	3,407,316	85,512
	TAIWAN (REP. OF CHINA)	105,310.59	279,979	12,842,637	295,742
	THAILAND	13,558.48	55,407	2,541,519	58,243
	UK OF GREAT BRITAIN AND N. IRELAND	577.82	274,999	12,614,204	291,061
	UNITED ARAB EMIRATES, N.E.S.	32,022.66	50,706	2,325,884	54,105
	UNITED STATES OF AMERICA	11,871.25	1,323,534	60,710,504	1,406,971
	VIETNAM	5,435.97	23,591	1,082,119	25,677
731821	Spring washers and other lock washers, of iron or steel	96,032.67	707,386	32,447,797	750,413
	AUSTRALIA	1.65	56	2,569	58
	AUSTRIA	11.66	1,035	47,475	1,106
	BELGIUM	10.70	181	8,302	323
	CANADA	4.63	887	40,687	937
	CZECH REPUBLIC (CZECHOSLOVAKIA)	19.42	128	5,871	135
	DEMOCRATIC PEOPLE'S REP. OF KOREA	0.83	55	2,523	59
	DENMARK	1.44	29	1,330	34

TABLE 8 - Continued

PSCC CODE	COMMODITY AND COUNTRY OF ORIGIN	GROSS WEIGHT (GK)	FOB VALUE		CIF DOLLARS
			DOLLARS	PESOS	
	FINLAND	2.61	113	5,183	120
	FRANCE	8.68	2,582	118,436	2,745
	GERMANY	7,029.30	150,855	6,919,719	157,131
	HONG KONG, CHINA	489.32	8,449	387,556	9,161
	INDIA	234.60	3,395	155,729	3,560
	INDONESIA	5,077.44	43,411	1,991,263	49,430
	IRELAND	1.16	103	4,725	116
	ISRAEL	8.33	533	24,449	570
	ITALY	50.60	1,009	46,283	1,041
	JAPAN	16,277.07	200,875	9,214,136	215,911
	MALAYSIA	3,578.50	31,640	1,451,327	32,491
	NETHERLANDS	2.99	537	24,633	585
	PEOPLE'S REPUBLIC OF CHINA	46,068.44	75,791	3,476,534	79,718
	REPUBLIC OF KOREA	854.29	8,690	398,610	9,152
	SINGAPORE	2,240.96	66,291	3,040,768	69,002
	SOUTH AFRICA, REP. OF	1.66	24	1,101	26
	SPAIN	0.83	672	30,825	718
	SWEDEN	48.48	4,079	187,104	4,113
	SWITZERLAND	174.37	5,601	256,918	6,744
	TAIWAN (REP. OF CHINA)	3,264.41	10,660	488,974	11,520
	THAILAND	9,595.65	60,227	2,762,612	62,357
	UK OF GREAT BRITAIN AND N. IRELAND	57.18	1,040	47,705	1,144
	UNITED STATES OF AMERICA	295.44	23,991	1,100,467	25,694
	VIETNAM	620.03	4,447	203,983	4,712
731822	Other washers, non-threaded, of iron or steel	624,917.40	4,711,462	216,114,764	5,029,356
	AUSTRALIA	14,552.11	1,235,581	56,676,101	1,303,446
	AUSTRIA	10.48	210	9,633	502
	BELGIUM	376.25	14,521	666,078	16,294
	CANADA	4.73	4,018	184,306	4,419
	CZECH REPUBLIC (CZECHOSLOVAKIA)	1.60	37	1,697	39
	DENMARK	44.10	1,716	78,713	1,791
	FRANCE	126.06	31,082	1,425,731	34,212
	GEORGIA	1.78	48	2,202	56
	GERMANY	8,995.47	169,718	7,784,965	187,341
	HONG KONG, CHINA	19,685.75	304,088	13,948,517	326,743
	HUNGARY	16.72	122	5,596	126
	INDIA	1,249.71	6,142	281,734	6,536
	INDONESIA	1,597.52	9,733	446,453	10,305
	IRELAND	8.35	3,012	138,160	3,414
	ISRAEL	39.91	59	2,706	383
	ITALY	1,125.04	40,084	1,838,653	41,881
	JAPAN	110,134.13	907,094	41,608,402	958,905
	MALAWI	10.06	109	5,000	115
	MALAYSIA	5,210.48	52,617	2,413,542	55,792
	NETHERLANDS	81.62	14,582	668,877	15,435
	NEW ZEALAND	133.88	1,477	67,750	1,853
	NORWAY	10.85	3,263	149,674	3,413
	PEOPLE'S REPUBLIC OF CHINA	308,981.50	427,695	19,618,369	452,068
	POLAND	2.75	123	5,642	132
	REPUBLIC OF KOREA	2,681.16	47,440	2,176,073	49,898
	SINGAPORE	41,439.12	463,231	21,248,406	496,430
	SOUTH AFRICA, REP. OF	65.14	1,430	65,594	1,497
	SPAIN	32,129.17	67,059	3,075,996	78,857
	SWEDEN	574.66	16,746	768,139	19,508
	SWITZERLAND	333.55	4,794	219,901	6,585
	TAIWAN (REP. OF CHINA)	41,817.72	71,065	3,259,752	74,940
	THAILAND	8,143.00	139,598	6,403,360	145,079
	UK OF GREAT BRITAIN AND N. IRELAND	5,778.15	155,779	7,145,583	174,763
	UNITED STATES OF AMERICA	7,617.07	471,879	21,645,089	506,915
	VIETNAM	11,937.81	45,310	2,078,370	49,683
731823	Rivets, of iron or steel	704,539.59	1,336,830	61,320,391	1,425,258
	AUSTRALIA	31.08	1,337	61,328	1,451
	AUSTRIA	358.97	813	37,292	1,037
	DENMARK	73.88	3,100	142,197	3,605
	FRANCE	25.39	4,590	210,543	5,075
	GERMANY	1,200.67	51,101	2,344,003	54,919
	HONG KONG, CHINA	17,176.93	165,981	7,613,549	175,023
	INDIA	7.21	184	8,440	227
	JAPAN	36,169.98	176,372	8,090,183	184,958
	MALAYSIA	45,530.91	22,910	1,050,882	24,338

TABLE 8 - Continued

PSCC CODE	COMMODITY AND COUNTRY OF ORIGIN	GROSS WEIGHT (GK)	FOB VALUE		CIF
			DOLLARS	PESOS	DOLLARS
	PEOPLE'S REPUBLIC OF CHINA	574,079.26	542,477	24,883,420	571,675
	REPUBLIC OF KOREA	2,610.64	10,313	473,057	11,664
	SINGAPORE	13,852.50	218,120	10,005,165	244,026
	TAIWAN (REP. OF CHINA)	5,550.09	53,816	2,468,540	56,500
	THAILAND	2,419.59	10,990	504,111	12,071
	UK OF GREAT BRITAIN AND N. IRELAND	44.10	10,338	474,204	11,004
	UNITED STATES OF AMERICA	531.89	22,992	1,054,643	25,931
	VIETNAM	4,876.50	41,396	1,898,834	41,754
731824	Cotters and cotter-pins, of iron or steel	101,177.71	2,019,700	92,643,643	2,132,288
	AUSTRALIA	251.00	1,696	77,796	1,902
	BELGIUM	21.39	545	24,999	569
	DENMARK	6.38	3,094	141,922	3,155
	FRANCE	130.99	21,061	966,068	22,160
	GERMANY	2,471.00	124,416	5,706,962	132,335
	HONG KONG, CHINA	3,369.53	49,663	2,278,042	52,319
	INDIA	11.97	3,917	179,673	4,214
	INDONESIA	84.35	408	18,715	432
	IRELAND	2.49	64	2,936	85
	ITALY	262.55	18,198	834,742	19,337
	JAMAICA (EXCLUDES CAYMAN IS., TURKS, CAICOS)	4.48	449	20,596	535
	JAPAN	30,466.16	872,022	39,999,649	914,994
	MALAYSIA	1,000.60	74,628	3,423,187	78,383
	NETHERLANDS	132.59	11,268	516,863	11,875
	PEOPLE'S REPUBLIC OF CHINA	33,586.26	125,129	5,739,668	132,454
	POLAND	1.46	511	23,440	546
	REPUBLIC OF KOREA	10,561.73	46,421	2,129,331	49,070
	SINGAPORE	5,300.92	195,796	8,981,163	207,488
	SOUTH AFRICA, REP. OF	12.51	146	6,697	158
	SPAIN	7.92	232	10,642	247
	SWEDEN	787.81	32,971	1,512,380	35,376
	SWITZERLAND	7.83	1,544	70,824	1,573
	TAIWAN (REP. OF CHINA)	1,926.49	95,472	4,379,300	99,475
	THAILAND	329.36	14,990	687,591	15,686
	UK OF GREAT BRITAIN AND N. IRELAND	275.41	38,381	1,760,536	40,457
	UNITED ARAB EMIRATES, N.E.S.	2.77	2,324	106,602	2,419
	UNITED STATES OF AMERICA	8,249.84	271,598	12,458,201	290,816
	VIETNAM	1,911.92	12,756	585,118	14,228
731829	Other non-threaded articles, of iron or steel	953,220.97	8,716,945	399,846,266	10,037,557
	ARGENTINA	1.67	55	2,523	59
	AUSTRALIA	9,446.61	78,665	3,608,363	103,293
	AUSTRIA	0.96	936	42,934	975
	BELGIUM	600.87	15,626	716,765	16,596
	CANADA	1,166.76	26,680	1,223,812	28,625
	DENMARK	2,199.06	31,546	1,447,015	32,264
	FINLAND	71.97	14,199	651,309	14,486
	FRANCE	39,119.71	94,567	4,337,788	101,779
	GERMANY	32,462.91	631,553	28,969,336	759,319
	HONG KONG, CHINA	23,871.27	654,993	30,044,529	692,189
	INDIA	21,074.00	57,057	2,617,205	317,527
	INDONESIA	6,691.69	45,855	2,103,368	48,127
	ISRAEL	387.19	6,749	309,577	7,230
	ITALY	2,164.20	62,339	2,859,490	66,972
	JAPAN	133,182.13	2,196,271	100,742,951	2,335,868
	MALAYSIA	29,056.98	70,462	3,232,092	72,856
	MEXICO	1.26	32	1,468	38
	NETHERLANDS	1,156.60	41,281	1,893,559	46,231
	NEW ZEALAND	41.95	5,892	270,266	6,232
	NORWAY	97.28	43,024	1,973,511	45,939
	PEOPLE'S REPUBLIC OF CHINA	406,671.90	1,378,713	63,241,565	1,441,942
	POLAND	0.01	1,130	51,833	1,162
	REPUBLIC OF KOREA	24,350.30	176,551	8,098,394	206,871
	SINGAPORE	34,124.82	538,560	24,703,748	584,918
	SOUTH AFRICA, REP. OF	95.84	1,675	76,832	2,409
	SPAIN	287.00	10,595	485,992	11,726
	SRI LANKA (CEYLON)	374.66	920	42,200	983
	SWEDEN	3,998.05	109,518	5,023,591	118,138
	SWITZERLAND	7,528.48	31,870	1,461,877	41,732
	TAIWAN (REP. OF CHINA)	63,587.28	766,678	35,167,520	861,318
	THAILAND	13,906.67	179,323	8,225,546	197,215
	TURKEY	287.72	1,214	55,686	1,314

TABLE 8 - Continued

PSCC CODE	COMMODITY AND COUNTRY OF ORIGIN	GROSS WEIGHT (GK)	FOB VALUE		CIF
			DOLLARS	PESOS	DOLLARS
	UK OF GREAT BRITAIN AND N. IRELAND	25,489.74	297,517	13,647,105	349,916
	UNITED ARAB EMIRATES, N.E.S.	37,411.99	180,882	8,297,057	503,405
	UNITED STATES OF AMERICA	24,744.56	941,446	43,184,128	993,301
	VIETNAM	7,566.88	22,571	1,035,331	24,602
7319	Sewing needles, knitting needles, bodkins, crochet hooks, embroidery stilettes and similar articles, for use in the hand, of iron or steel; safety pins and other pins of iron or steel, not elsewhere specified or included.	345,893.36	1,866,366	85,610,206	2,009,874
731910	Sewing, darning or embroidery needles, for use in the hand, of iron or steel	48,552.59	718,168	32,942,365	781,710
	AUSTRALIA	1,543.49	32,858	1,507,196	33,803
	FRANCE	0.08	617	28,302	647
	GERMANY	554.20	61,844	2,836,784	63,577
	HONG KONG, CHINA	3,055.37	64,798	2,972,284	68,035
	INDONESIA	843.41	4,794	219,901	4,964
	JAPAN	16,870.20	325,261	14,919,722	366,844
	MALAYSIA	5.69	2,207	101,235	2,320
	NORWAY	7.84	236	10,825	243
	PEOPLE'S REPUBLIC OF CHINA	20,578.84	46,570	2,136,166	49,561
	REPUBLIC OF KOREA	845.18	48,727	2,235,107	50,155
	SINGAPORE	411.54	76,941	3,529,284	80,541
	TAIWAN (REP. OF CHINA)	841.66	30,222	1,386,283	34,566
	THAILAND	254.05	8,758	401,729	9,350
	UNITED ARAB EMIRATES, N.E.S.	55.71	147	6,743	154
	UNITED STATES OF AMERICA	2,685.33	14,188	650,804	16,950
731920	Safety pins, of iron or steel	186,057.65	516,331	23,684,102	553,594
	AUSTRALIA	212.76	5,542	254,212	5,931
	FRANCE	49.78	2,809	128,849	3,022
	GERMANY	48.65	5,114	234,579	5,546
	HONG KONG, CHINA	32,584.41	34,733	1,593,203	37,400
	INDIA	7.87	370	16,972	385
	ISRAEL	16.16	133	6,101	142
	ITALY	218.00	49,132	2,253,685	50,610
	JAPAN	16,326.97	181,212	8,312,194	196,916
	MALAYSIA	3,185.95	30,913	1,417,979	34,075
	NETHERLANDS	77.54	10,505	481,864	11,141
	NETHERLANDS ANTILLES	153.57	2,276	104,400	3,885
	PEOPLE'S REPUBLIC OF CHINA	127,326.52	89,391	4,100,365	93,439
	REPUBLIC OF KOREA	657.71	7,043	323,062	7,367
	SINGAPORE	761.86	23,675	1,085,972	25,249
	SWEDEN	4.92	64	2,936	69
	SWITZERLAND	26.29	12,723	583,604	14,382
	TAIWAN (REP. OF CHINA)	1,740.57	17,897	820,935	18,777
	THAILAND	410.21	5,491	251,872	5,761
	UNITED ARAB EMIRATES, N.E.S.	306.05	1,605	73,621	1,860
	UNITED STATES OF AMERICA	1,941.86	35,703	1,637,697	37,637
731930	Other pins, of iron or steel, n.e.s.	81,721.33	498,228	22,853,717	530,197
	AUSTRALIA	22.76	340	15,596	405
	GERMANY	71.54	1,639	75,181	2,036
	HONG KONG, CHINA	584.03	460	21,100	496
	JAPAN	26,845.89	315,915	14,491,021	329,951
	MALAYSIA	1,122.95	7,174	329,071	7,915
	NETHERLANDS	10.40	361	16,559	385
	PEOPLE'S REPUBLIC OF CHINA	25,429.04	39,026	1,790,122	44,640
	REPUBLIC OF KOREA	22,732.36	94,189	4,320,449	99,918
	SINGAPORE	2,020.50	19,346	887,401	23,487
	SWITZERLAND	1.66	4,257	195,269	4,518
	TAIWAN (REP. OF CHINA)	1,571.01	947	43,439	1,006
	THAILAND	1,306.83	7,231	331,686	7,743
	UNITED STATES OF AMERICA	2.36	7,343	336,823	7,697
731990	Needles, n.e.s., use in the hand, of iron or steel	29,561.79	133,639	6,130,022	144,373
	GERMANY	578.53	12,817	587,916	13,797
	HONG KONG, CHINA	1,138.47	864	39,632	935
	INDONESIA	130.58	1,032	47,338	1,205
	ITALY	81.42	1,018	46,696	1,059

TABLE 8 - Continued

PSCC CODE	COMMODITY AND COUNTRY OF ORIGIN	GROSS WEIGHT (GK)	FOB VALUE		CIF DOLLARS
			DOLLARS	PESOS	
	JAPAN	4,693.27	68,348	3,135,122	72,899
	MALAYSIA	0.40	710	32,568	730
	PEOPLE'S REPUBLIC OF CHINA	22,119.64	26,766	1,227,757	29,315
	REPUBLIC OF KOREA	366.20	4,863	223,066	5,560
	SINGAPORE	368.12	8,711	399,574	10,082
	TAIWAN (REP. OF CHINA)	82.67	151	6,926	185
	UNITED STATES OF AMERICA	2.49	8,359	383,427	8,606
7320	Springs and leaves for springs, of iron or steel.	6,886,208.58	19,909,004	913,226,018	21,098,580
732010	Leaf-springs and leaves, of iron or steel	5,232,070.33	9,336,120	428,247,827	9,940,464
	AUSTRALIA	9,658.16	54,345	2,492,805	57,374
	AUSTRIA	1.58	221	10,137	296
	BELGIUM	272.82	2,034	93,300	2,094
	DEMOCRATIC PEOPLE'S REP. OF KOREA	411.51	87	3,991	90
	FRANCE	12.49	500	22,935	528
	GERMANY	4,062.89	152,905	7,013,753	158,645
	HONG KONG, CHINA	48,573.58	202,998	9,311,519	214,839
	INDIA	305.67	3,865	177,288	4,019
	INDONESIA	131,487.71	401,262	18,405,888	413,703
	ITALY	48.12	13,427	615,896	14,518
	JAPAN	1,053,906.85	5,728,845	262,782,120	6,115,549
	MALAYSIA	6,487.06	70,838	3,249,339	74,730
	MALI (WEST AFRICA)	21,703.16	3,172	145,500	3,628
	NETHERLANDS	189.24	39,284	1,801,958	43,058
	PEOPLE'S REPUBLIC OF CHINA	2,951,648.41	1,849,784	84,849,592	1,950,393
	REPUBLIC OF KOREA	946,562.06	629,601	28,879,798	693,793
	SINGAPORE	4,640.02	27,993	1,284,039	29,814
	SWEDEN	226.74	1,927	88,391	2,282
	SWITZERLAND	24.38	2,842	130,363	2,926
	TAIWAN (REP. OF CHINA)	29,424.08	19,770	906,850	21,101
	THAILAND	3,907.12	51,152	2,346,342	53,394
	UK OF GREAT BRITAIN AND N. IRELAND	49.44	3,783	173,526	4,521
	UNITED STATES OF AMERICA	17,941.68	71,147	3,263,513	74,809
	VIETNAM	525.56	4,338	198,984	4,360
732020	Helical springs, of iron or steel	487,530.88	3,100,760	142,231,861	3,289,616
	AUSTRALIA	9,066.33	39,910	1,830,672	41,249
	BELGIUM	6.53	1,044	47,888	1,124
	CANADA	1.74	957	43,898	997
	CZECH REPUBLIC (CZECHOSLOVAKIA)	4.82	61	2,798	61
	DENMARK	3.22	1,368	62,750	1,486
	FINLAND	542.39	7,942	364,300	8,433
	FRANCE	175.75	43,160	1,979,749	45,987
	GERMANY	1,458.39	71,638	3,286,035	76,213
	HONG KONG, CHINA	87,920.48	807,343	37,032,823	868,952
	INDIA	93.15	2,191	100,501	2,260
	INDONESIA	118,833.32	416,834	19,120,175	431,561
	IRELAND	32.63	413	18,944	465
	ITALY	134.97	4,508	206,782	5,330
	JAPAN	46,176.07	617,466	28,323,165	657,523
	MALAYSIA	379.77	15,786	724,104	16,132
	NETHERLANDS	97.86	4,599	210,956	4,810
	PEOPLE'S REPUBLIC OF CHINA	107,341.50	104,643	4,799,974	111,205
	REPUBLIC OF KOREA	1,879.87	84,618	3,881,428	85,300
	SINGAPORE	13,694.13	485,617	22,275,252	511,530
	SWEDEN	40.02	3,429	157,288	3,771
	SWITZERLAND	189.00	15,570	714,196	16,807
	TAIWAN (REP. OF CHINA)	83,595.97	42,394	1,944,613	43,698
	THAILAND	1,363.04	51,548	2,364,507	52,934
	TURKS AND CAICOS ISLANDS	7,091.54	4,375	200,681	4,741
	UK OF GREAT BRITAIN AND N. IRELAND	92.05	29,345	1,346,055	30,752
	UNITED ARAB EMIRATES, N.E.S.	33.55	2,601	119,308	2,795
	UNITED STATES OF AMERICA	2,759.95	239,699	10,994,994	261,393
	VIETNAM	4,522.84	1,701	78,025	2,107
732090	Other springs and leaves, of iron or steel	1,166,607.37	7,472,124	342,746,330	7,868,500
	AUSTRALIA	8,237.37	44,238	2,029,197	45,427
	AUSTRIA	16.40	943	43,255	1,029
	BELGIUM	2,262.93	19,044	873,548	26,574
	CANADA	48.57	9,594	440,077	9,858

TABLE 8 - Continued

PSCC CODE	COMMODITY AND COUNTRY OF ORIGIN	GROSS WEIGHT (GK)	FOB VALUE		CIF
			DOLLARS	PESOS	DOLLARS
	CZECH REPUBLIC (CZECHOSLOVAKIA)	213.21	8,196	375,951	8,756
	DENMARK	55.85	6,605	302,971	6,829
	FINLAND	75.55	9,448	433,380	9,789
	FRANCE	177.99	43,937	2,015,390	46,562
	GEORGIA	8.96	293	13,440	304
	GERMANY	10,988.83	491,273	22,534,693	521,395
	HONG KONG, CHINA	22,605.46	475,199	21,797,379	512,810
	HUNGARY	3.58	24	1,101	27
	INDIA	4,254.71	25,708	1,179,226	26,924
	INDONESIA	2,208.01	49,824	2,285,427	56,570
	IRELAND	5.40	364	16,697	448
	ISRAEL	21.76	2,937	134,720	3,172
	ITALY	369.28	58,171	2,668,304	60,769
	JAPAN	341,299.32	1,879,232	86,200,372	1,974,875
	MALAYSIA	5,533.16	74,831	3,432,498	77,563
	NETHERLANDS	2,443.64	192,728	8,840,433	205,971
	NEW ZEALAND	11.18	642	29,449	723
	PEOPLE'S REPUBLIC OF CHINA	547,713.96	685,785	31,456,958	716,681
	POLAND	23.15	1,961	89,951	2,041
	PORTUGAL	73.62	1,484	68,071	1,526
	REPUBLIC OF KOREA	76,504.47	2,092,817	95,997,516	2,172,359
	ROMANIA	1.15	26	1,193	28
	SINGAPORE	12,715.30	294,859	13,525,182	321,028
	SOUTH AFRICA, REP. OF	66.33	671	30,779	726
	SPAIN	1,073.63	6,401	293,614	6,828
	SWEDEN	832.71	16,427	753,506	20,575
	SWITZERLAND	86.10	9,455	433,701	10,271
	TAIWAN (REP. OF CHINA)	94,484.49	125,536	5,758,336	134,874
	THAILAND	11,645.19	143,640	6,588,766	151,457
	UK OF GREAT BRITAIN AND N. IRELAND	550.48	29,191	1,338,992	31,376
	UNITED ARAB EMIRATES, N.E.S.	6.66	54	2,477	63
	UNITED STATES OF AMERICA	11,903.93	509,257	23,359,618	534,440
	VIETNAM	8,085.04	161,329	7,400,162	167,852
7321	Stoves, ranges, grates, cookers (including those with subsidiary boilers for central heating), barbecues, braziers, gas-rings, plate warmers and similar non-electric domestic appliances, and parts thereof, of iron or steel.	10,443,265.22	15,292,613	701,472,159	16,050,763
732111	Cooking appliances and plate warmers, of iron or steel, using gas fuel or for both gas and other fuels	6,197,703.70	11,212,033	514,295,954	11,744,159
	AUSTRALIA	12,768.41	4,575	209,855	5,485
	FRANCE	39,379.85	45,877	2,104,378	56,189
	GERMANY	37,566.46	44,263	2,030,344	54,277
	HONG KONG, CHINA	21,965.06	38,273	1,755,583	41,018
	INDONESIA	162,666.64	128,029	5,872,691	141,890
	ITALY	301,816.14	411,355	18,868,853	436,016
	JAPAN	10,892.62	77,353	3,548,182	82,202
	MALAYSIA	14,380.81	97,280	4,462,234	101,188
	PEOPLE'S REPUBLIC OF CHINA	4,823,359.73	7,472,080	342,744,309	7,825,078
	POLAND	47,285.72	50,157	2,300,702	57,123
	REPUBLIC OF KOREA	14,410.49	46,351	2,126,120	51,625
	SPAIN	445.05	3,696	169,536	3,956
	SWITZERLAND	6,478.52	12,877	590,668	14,425
	TAIWAN (REP. OF CHINA)	53,033.13	77,618	3,560,337	84,186
	THAILAND	136.60	188	8,624	226
	TURKEY	587,934.79	2,476,003	113,574,257	2,556,522
	UNITED STATES OF AMERICA	20,414.90	153,788	7,054,256	157,357
	VIETNAM	42,768.78	72,270	3,315,025	75,396
732112	Cooking appliances and plate warmers, of iron or steel, using liquid fuel	209,441.20	151,595	6,953,663	162,851
	JAPAN	91.14	217	9,954	248
	PEOPLE'S REPUBLIC OF CHINA	209,011.25	149,848	6,873,528	160,953
	REPUBLIC OF KOREA	12.75	85	3,899	99
	SPAIN	326.06	1,445	66,282	1,551
732113	Cooking appliances and plate warmers, of iron or steel, using solid fuel	145,304.81	176,683	8,104,450	186,935
	AUSTRALIA	38.20	258	11,834	275
	JAPAN	27.84	756	34,678	890

TABLE 8 - Continued

PSCC CODE	COMMODITY AND COUNTRY OF ORIGIN	GROSS WEIGHT (GK)	FOB VALUE		CIF
			DOLLARS	PESOS	DOLLARS
	MALAYSIA	425.23	473	21,697	492
	PEOPLE'S REPUBLIC OF CHINA	128,951.99	152,671	7,003,019	161,663
	REPUBLIC OF KOREA	12,944.88	8,451	387,647	9,038
	TAIWAN (REP. OF CHINA)	101.96	117	5,367	123
	UNITED STATES OF AMERICA	2,814.71	13,957	640,208	14,454
732181	Stoves, ranges, grates, cookers and similar non-electric domestic appliances, of iron or steel, using gas fuel or for both gas and other fuel	384,176.01	352,147	16,152,982	362,727
	JAPAN	240.76	151	6,926	170
	MALAYSIA	9.27	75	3,440	88
	PEOPLE'S REPUBLIC OF CHINA	372,955.38	324,308	14,876,008	334,722
	REPUBLIC OF KOREA	4,300.91	2,663	122,152	2,719
	TURKEY	6,016.86	24,153	1,107,898	24,197
	UNITED STATES OF AMERICA	652.83	797	36,558	831
732182	Stoves, ranges, grates, cookers and similar non-electric domestic appliances, of iron or steel, using liquid fuel	22,926.14	18,003	825,798	20,738
	PEOPLE'S REPUBLIC OF CHINA	22,765.31	17,677	810,844	20,402
	UNITED STATES OF AMERICA	160.83	326	14,954	336
732183	Stoves, ranges, grates, cookers and similar non-electric domestic appliances, of iron or steel, using solid fuel	175,808.09	217,982	9,998,835	231,831
	AUSTRALIA	27,759.12	17,255	791,487	17,742
	GERMANY	13.23	543	24,907	570
	HONG KONG, CHINA	1,043.93	457	20,963	473
	INDIA	824.38	2,376	108,987	3,035
	JAPAN	138.67	26	1,193	27
	PEOPLE'S REPUBLIC OF CHINA	104,404.46	138,809	6,367,169	146,772
	REPUBLIC OF KOREA	8,036.34	17,728	813,183	18,847
	SINGAPORE	146.42	10,960	502,735	10,974
	TAIWAN (REP. OF CHINA)	33,190.97	27,677	1,269,544	31,123
	TURKEY	217.20	2,010	92,199	2,117
	UNITED STATES OF AMERICA	33.37	141	6,468	151
732190	Parts, appliances of item 7321, of iron or steel	3,307,905.27	3,164,170	145,140,477	3,341,522
	BELGIUM	21,771.53	37,166	1,704,804	38,761
	GERMANY	382.38	15,024	689,151	15,595
	HONG KONG, CHINA	13,455.50	17,913	821,669	19,740
	INDIA	4,864.33	21,806	1,000,241	22,100
	ITALY	89,857.10	115,684	5,306,425	128,291
	JAPAN	23,542.28	26,012	1,193,170	28,207
	MALAYSIA	6,804.84	43,077	1,975,942	45,688
	NETHERLANDS	26.18	150	6,881	154
	PAKISTAN, ISLAMIC REP. OF	511.62	299	13,715	309
	PEOPLE'S REPUBLIC OF CHINA	2,970,172.28	2,550,100	116,973,087	2,688,998
	POLAND	10.80	90	4,128	96
	REPUBLIC OF KOREA	7,225.44	20,352	933,546	21,636
	SINGAPORE	524.04	6,297	288,843	6,805
	TAIWAN (REP. OF CHINA)	138,745.98	162,417	7,450,067	171,889
	THAILAND	15.48	426	19,541	725
	TURKEY	2,076.47	19,596	898,869	20,155
	UK OF GREAT BRITAIN AND N. IRELAND	7,462.41	67,945	3,116,637	68,883
	UNITED ARAB EMIRATES, N.E.S.	1,063.97	6,615	303,430	7,325
	UNITED STATES OF AMERICA	371.05	41,775	1,916,220	43,864
	VIETNAM	19,021.59	11,426	524,111	12,301
7322	Radiators for central heating, not electrically heated, and parts thereof, of iron or steel; air heaters and hot air distributors (including distributors which can also distribute fresh or conditioned air), not electrically heated, incorporating a motor-driven fan or blower, and parts thereof, of iron or steel.	209,490.09	2,416,566	110,847,882	2,591,526
732211	Radiators and parts thereof, for central heating, not electrically heated, of cast iron	8,822.26	57,180	2,622,847	58,183
	GERMANY	199.87	3,636	166,783	3,885
	ITALY	242.99	3,236	148,435	3,327
	JAPAN	1.78	280	12,844	292
	MALAYSIA	644.31	5,400	247,698	5,529

TABLE 8 - Continued

PSCC CODE	COMMODITY AND COUNTRY OF ORIGIN	GROSS WEIGHT (GK)	FOB VALUE		CIF
			DOLLARS	PESOS	DOLLARS
	PEOPLE'S REPUBLIC OF CHINA	4,348.55	7,619	349,484	7,795
	TAIWAN (REP. OF CHINA)	42.63	258	11,834	267
	THAILAND	563.82	3,388	155,408	3,481
	UNITED STATES OF AMERICA	2,778.31	33,363	1,530,361	33,607
732219	Radiators and parts thereof, for central heating, not electrically heated, of iron or steel	30,867.82	184,808	8,477,144	208,635
	BELGIUM	3,614.54	61,243	2,809,216	62,928
	CANADA	584.59	927	42,521	1,060
	GERMANY	3.07	402	18,440	413
	HONG KONG, CHINA	667.97	4,064	186,416	4,153
	INDIA	40.90	212	9,724	242
	JAPAN	1,827.27	4,268	195,773	4,951
	MALAYSIA	603.25	2,504	114,859	2,582
	PEOPLE'S REPUBLIC OF CHINA	1,541.40	15,364	704,747	15,382
	REPUBLIC OF KOREA	3,433.64	9,679	443,976	23,017
	SINGAPORE	7,100.93	35,194	1,614,349	38,654
	THAILAND	2,793.20	43,004	1,972,593	43,928
	UK OF GREAT BRITAIN AND N. IRELAND	24.40	826	37,889	1,016
	UNITED STATES OF AMERICA	8,632.66	7,121	326,641	10,309
732290	Air heaters and hot air distributors (including distributors which can also distribute fresh or conditioned air), not electrically heated, incorporating a motor-driven fan or blower, and parts thereof, of iron or steel	169,800.01	2,174,578	99,747,891	2,324,708
	ANDORRA	478.54	2,719	124,721	3,095
	BELGIUM	37.22	1,401	64,264	1,407
	FINLAND	17,588.27	529,059	24,267,937	556,450
	GERMANY	66.69	19,323	886,346	19,534
	HONG KONG, CHINA	2,995.05	38,310	1,757,279	42,626
	INDIA	4,325.66	17,469	801,303	17,469
	JAPAN	11,561.99	296,258	13,589,354	311,747
	MALAYSIA	72,588.07	218,774	10,035,163	233,345
	PEOPLE'S REPUBLIC OF CHINA	17,949.91	193,580	8,879,515	205,785
	REPUBLIC OF KOREA	664.73	8,942	410,169	9,596
	SINGAPORE	1,268.91	24,218	1,110,879	30,797
	SPAIN	10.64	208	9,541	269
	SWITZERLAND	0.83	551	25,274	589
	TAIWAN (REP. OF CHINA)	14,526.45	262,524	12,041,976	281,280
	THAILAND	4,297.70	25,535	1,171,290	26,603
	UK OF GREAT BRITAIN AND N. IRELAND	8,258.75	352,497	16,169,037	364,751
	UNITED STATES OF AMERICA	13,180.60	183,210	8,403,843	219,365
7323	Table, kitchen or other household articles and parts thereof, of iron or steel; iron or steel wool; pot scourers and scouring or polishing pads, gloves and the like, of iron or steel.	15,224,340.86	21,086,581	967,241,474	22,356,200
732310	Iron or steel wool; pot scourers and scouring or polishing pads, gloves and the like	741,841.51	734,065	33,671,562	777,390
	FRANCE	17.40	1,365	62,613	1,626
	GERMANY	319.91	2,580	118,345	2,773
	HONG KONG, CHINA	1,363.39	30,031	1,377,522	32,039
	INDONESIA	3,049.93	17,500	802,725	17,516
	ITALY	21,712.91	54,638	2,506,245	58,610
	JAPAN	778.56	14,854	681,353	15,084
	MALAYSIA	1,082.63	1,521	69,768	2,308
	PEOPLE'S REPUBLIC OF CHINA	673,279.58	498,670	22,873,993	533,006
	REPUBLIC OF KOREA	1,488.44	1,159	53,163	1,176
	SINGAPORE	1,909.73	5,893	270,312	6,341
	TAIWAN (REP. OF CHINA)	16,574.29	90,621	4,156,785	91,346
	THAILAND	19,819.20	10,837	497,093	10,880
	UNITED STATES OF AMERICA	445.54	4,396	201,645	4,685
732391	Table, kitchen or other household articles and parts thereof, of cast iron, not enamelled	1,599,996.73	1,787,143	81,976,250	1,910,209
	AUSTRALIA	2,442.65	1,190	54,585	1,406
	BRAZIL	10,716.11	38,158	1,750,307	40,789
	CANADA	3,388.47	10,466	480,075	10,762
	DENMARK	656.90	12,827	588,374	14,316
	FRANCE	2,843.66	42,033	1,928,054	44,322

TABLE 8 - Continued

PSCC CODE	COMMODITY AND COUNTRY OF ORIGIN	GROSS WEIGHT (GK)	FOB VALUE		CIF DOLLARS
			DOLLARS	PESOS	
	GERMANY	3,713.99	50,329	2,308,591	52,112
	HONG KONG, CHINA	298,782.15	142,871	6,553,493	149,181
	INDIA	101.38	346	15,871	360
	INDONESIA	167.00	167	7,660	184
	ITALY	721.17	4,337	198,938	4,637
	JAPAN	59,976.24	78,290	3,591,163	102,904
	MEXICO	18.27	1,626	74,585	1,778
	PEOPLE'S REPUBLIC OF CHINA	1,126,827.49	919,506	42,177,740	975,061
	POLAND	49.07	2,534	116,235	3,064
	REPUBLIC OF KOREA	24,076.89	25,567	1,172,758	28,517
	SINGAPORE	470.84	4,609	211,415	4,810
	SPAIN	2,034.89	5,460	250,450	7,161
	SWEDEN	366.46	9,578	439,343	10,234
	TAIWAN (REP. OF CHINA)	16,671.75	11,480	526,588	12,749
	THAILAND	494.96	541	24,816	593
	UK OF GREAT BRITAIN AND N. IRELAND	13.35	217	9,954	246
	UNITED ARAB EMIRATES, N.E.S.	5,755.61	15,079	691,674	15,504
	UNITED STATES OF AMERICA	39,707.43	409,932	18,803,581	429,519
732392	Table, kitchen or other household articles and parts thereof, of cast iron, enamelled	13,228.96	13,585	623,144	14,393
	HONG KONG, CHINA	1,159.03	8,731	400,491	9,202
	JAPAN	6.81	1,115	51,145	1,147
	PEOPLE'S REPUBLIC OF CHINA	11,803.68	3,578	164,123	3,872
	UNITED STATES OF AMERICA	259.44	161	7,385	172
732393	Table, kitchen or other household articles and parts thereof, of cast iron, stainless steel	6,394,580.33	10,748,808	493,047,823	11,299,075
	AUSTRALIA	680.90	7,229	331,594	7,533
	AUSTRIA	1,266.72	9,171	420,674	9,799
	BELGIUM	857.94	7,442	341,365	7,648
	BRAZIL	5,769.07	19,871	911,483	20,698
	CZECH REPUBLIC (CZECHOSLOVAKIA)	38.31	215	9,862	799
	DENMARK	191.36	4,852	222,561	4,984
	FRANCE	1,494.19	9,172	420,720	9,745
	GERMANY	2,101.49	40,478	1,856,725	43,701
	HONG KONG, CHINA	109,645.06	203,214	9,321,427	214,383
	INDIA	113,849.70	185,531	8,510,307	197,294
	INDONESIA	3,196.16	26,358	1,209,041	27,861
	ITALY	10,523.98	70,480	3,232,918	74,340
	JAPAN	146,663.66	128,799	5,908,010	140,636
	MALAYSIA	98,395.43	175,960	8,071,285	184,107
	NETHERLANDS	6,096.70	3,771	172,976	4,295
	NORWAY	178.97	519	23,807	521
	PEOPLE'S REPUBLIC OF CHINA	5,228,488.90	7,470,930	342,691,560	7,846,059
	POLAND	144.53	3,105	142,426	3,233
	PORTUGAL	14,407.03	45,319	2,078,783	46,633
	REPUBLIC OF KOREA	122,816.69	282,383	12,952,908	293,486
	SAUDI ARABIA	135.63	97	4,449	103
	SINGAPORE	19,705.61	66,667	3,058,016	68,590
	SPAIN	9,358.85	32,390	1,485,729	34,063
	SWITZERLAND	1,323.24	12,498	573,283	12,664
	TAIWAN (REP. OF CHINA)	109,870.95	101,506	4,656,080	104,900
	THAILAND	89,672.57	577,911	26,508,778	599,397
	TURKEY	2,442.17	15,297	701,673	15,904
	UK OF GREAT BRITAIN AND N. IRELAND	706.66	14,155	649,290	15,143
	UNITED STATES OF AMERICA	270,875.18	1,089,870	49,992,336	1,161,511
	VIETNAM	23,682.68	143,618	6,587,757	149,045
732394	Table, kitchen or other household articles and parts thereof, of cast iron, of iron (other than cast iron) or steel, enamelled	268,249.14	509,584	23,374,618	528,122
	ARGENTINA	5.87	33	1,514	40
	AUSTRALIA	131.68	309	14,174	328
	FRANCE	21.05	137	6,284	146
	HONG KONG, CHINA	545.28	974	44,677	1,063
	INDIA	160.68	1,116	51,191	1,149
	ITALY	446.01	522	23,944	544
	JAPAN	18,888.86	43,165	1,979,979	45,608
	MALAYSIA	275.00	1,735	79,584	2,055
	MEXICO	1,477.56	17,098	784,285	17,798
	NETHERLANDS	859.01	1,376	63,117	1,383

TABLE 8 - Continued

PSCC CODE	COMMODITY AND COUNTRY OF ORIGIN	GROSS WEIGHT (GK)	FOB VALUE		CIF DOLLARS
			DOLLARS	PESOS	
	PEOPLE'S REPUBLIC OF CHINA	196,350.29	233,273	10,700,233	246,089
	REPUBLIC OF KOREA	1,649.81	3,349	153,619	3,471
	SINGAPORE	8.23	289	13,256	301
	SPAIN	1,192.87	6,628	304,026	7,144
	SWITZERLAND	838.72	12,985	595,622	13,523
	TAIWAN (REP. OF CHINA)	1,593.91	1,050	48,164	1,115
	THAILAND	87.88	6,904	316,686	7,335
	UK OF GREAT BRITAIN AND N. IRELAND	36.86	1,865	85,548	1,941
	UNITED STATES OF AMERICA	43,679.57	176,776	8,108,715	177,089
732399	Other household articles and parts thereof, n.e.s., of iron and steel	6,206,444.19	7,293,396	334,548,077	7,827,011
	AUSTRALIA	6,692.45	30,669	1,406,787	34,266
	BELGIUM	5,400.66	47,861	2,195,384	52,007
	DEMOCRATIC PEOPLE'S REP. OF KOREA	25.66	72	3,303	77
	DENMARK	1,146.76	25,343	1,162,484	26,455
	FRANCE	1,837.82	15,555	713,508	16,677
	GERMANY	2,236.61	39,824	1,826,728	47,138
	HONG KONG, CHINA	185,031.64	304,748	13,978,790	330,138
	INDIA	36,094.09	38,618	1,771,408	40,984
	INDONESIA	8,574.63	48,404	2,220,292	49,825
	ITALY	8,207.02	63,434	2,909,718	65,946
	JAMAICA (EXCLUDES CAYMAN IS., TURKS, CAICOS)	74.75	82	3,761	87
	JAPAN	118,237.49	213,796	9,806,823	241,559
	KUWAIT	13,491.91	4,721	216,552	5,236
	LATVIA (LATVIAN SOVIET SOCIALIST REP.)	172.90	169	7,752	198
	MALAYSIA	8,518.25	19,608	899,419	20,066
	NETHERLANDS	1,721.34	5,735	263,064	6,254
	PEOPLE'S REPUBLIC OF CHINA	4,941,125.09	4,640,686	212,868,267	4,933,008
	POLAND	78.31	2,613	119,858	2,823
	REPUBLIC OF KOREA	475,053.02	371,266	17,029,971	393,336
	SINGAPORE	25,037.95	148,429	6,808,438	159,138
	SPAIN	4,923.49	24,199	1,110,008	26,310
	SWEDEN	6.28	70	3,211	75
	SWITZERLAND	807.29	6,363	291,871	6,822
	TAIWAN (REP. OF CHINA)	83,462.58	125,350	5,749,805	134,111
	THAILAND	14,136.10	32,094	1,472,152	38,836
	TURKEY	6,593.89	13,707	628,740	16,826
	UK OF GREAT BRITAIN AND N. IRELAND	1,815.24	7,305	335,080	8,636
	UNITED ARAB EMIRATES, N.E.S.	14.98	555	25,458	602
	UNITED STATES OF AMERICA	255,816.06	1,043,681	47,873,648	1,150,616
	VIETNAM	109.93	18,439	845,797	18,959
7324	Sanitary ware and parts thereof, of iron or steel.	3,702,573.83	11,951,563	548,218,191	12,508,818
732410	Sinks and wash basins, of stainless steel	1,476,972.73	3,976,421	182,398,429	4,158,980
	AUSTRALIA	0.78	362	16,605	376
	BRAZIL	5,442.97	18,717	858,549	20,207
	CANADA	3,831.95	49,292	2,261,024	55,225
	DENMARK	35.79	720	33,026	770
	GERMANY	5,170.25	90,335	4,143,666	94,476
	HONG KONG, CHINA	10,909.97	5,193	238,203	5,955
	INDONESIA	2,726.73	23,066	1,058,037	26,964
	ITALY	20,580.09	144,623	6,633,857	148,800
	JAPAN	36,151.55	270,274	12,397,468	294,160
	MALAYSIA	32.81	667	30,595	705
	MEXICO	29,500.76	145,885	6,691,745	153,462
	NETHERLANDS	236.69	585	26,834	601
	PEOPLE'S REPUBLIC OF CHINA	1,128,647.79	2,523,899	115,771,247	2,622,853
	REPUBLIC OF KOREA	125,468.32	96,722	4,436,638	104,408
	SINGAPORE	316.03	3,982	182,654	4,090
	SPAIN	5,286.87	39,915	1,830,901	42,587
	TAIWAN (REP. OF CHINA)	18,928.77	23,318	1,069,597	25,259
	THAILAND	63,325.25	431,152	19,776,942	444,970
	TURKEY	15,379.43	91,310	4,188,390	95,769
	UNITED STATES OF AMERICA	4,999.93	16,404	752,451	17,343
732421	Baths, of cast iron, whether or not enamelled	80,682.58	223,955	10,272,815	234,153
	GERMANY	5,233.99	93,420	4,285,175	97,731
	ITALY	376.37	322	14,770	379
	PEOPLE'S REPUBLIC OF CHINA	70,279.20	124,306	5,701,916	129,771

TABLE 8 - Continued

PSCC CODE	COMMODITY AND COUNTRY OF ORIGIN	GROSS WEIGHT (GK)	FOB VALUE		CIF
			DOLLARS	PESOS	DOLLARS
	REPUBLIC OF KOREA	600.00	200	9,174	237
	THAILAND	4,193.02	5,707	261,780	6,035
732429	Baths, of iron or steel (other than cast)	280,967.82	676,881	31,048,532	739,748
	GERMANY	858.13	12,472	572,091	13,834
	HONG KONG, CHINA	138.15	2,447	112,244	2,522
	INDONESIA	744.13	5,354	245,588	14,373
	ITALY	430.72	5,480	251,368	5,695
	JAPAN	24.98	1,799	82,520	1,858
	MALAYSIA	15,762.46	33,362	1,530,315	36,734
	MEXICO	52.56	604	27,705	628
	PEOPLE'S REPUBLIC OF CHINA	216,719.41	196,571	9,016,712	215,446
	REPUBLIC OF KOREA	5,067.16	8,617	395,262	9,343
	SINGAPORE	1,964.71	40,093	1,839,066	41,462
	TAIWAN (REP. OF CHINA)	36,206.56	26,751	1,227,068	28,854
	UK OF GREAT BRITAIN AND N. IRELAND	991.37	25,907	1,188,354	27,113
	UNITED STATES OF AMERICA	2,007.48	317,424	14,560,239	341,886
732490	Other sanitary ware and parts thereof, of iron or steel	1,863,950.70	7,074,306	324,498,415	7,375,937
	AUSTRALIA	416.77	18,951	869,282	19,561
	BELGIUM	189.83	3,266	149,811	3,492
	DENMARK	38.12	1,569	71,970	1,940
	FRANCE	64.84	441	20,229	471
	GERMANY	59,547.18	1,673,847	76,779,362	1,722,881
	HONG KONG, CHINA	28,253.78	31,029	1,423,300	34,553
	INDIA	360.88	2,723	124,904	2,855
	INDONESIA	251.78	2,099	96,281	2,118
	ISRAEL	274.06	30,944	1,419,401	31,226
	ITALY	3,075.57	62,711	2,876,554	64,696
	JAPAN	276,982.99	1,187,046	54,449,800	1,264,002
	MALAYSIA	583.77	34,151	1,566,506	34,962
	MEXICO	29.11	4,134	189,627	4,730
	NETHERLANDS	1,707.75	43,114	1,977,640	44,799
	PEOPLE'S REPUBLIC OF CHINA	1,341,495.64	3,164,717	145,165,568	3,274,362
	POLAND	0.84	37	1,697	49
	REPUBLIC OF KOREA	19,497.14	28,853	1,323,487	32,351
	SINGAPORE	7,169.13	140,422	6,441,157	147,101
	SPAIN	559.97	12,453	571,219	12,861
	SWITZERLAND	284.30	11,957	548,467	12,424
	TAIWAN (REP. OF CHINA)	82,395.79	126,346	5,795,491	134,202
	THAILAND	19,172.57	114,283	5,242,162	117,448
	TURKEY	101.85	531	24,357	3,163
	UK OF GREAT BRITAIN AND N. IRELAND	730.29	27,845	1,277,250	28,978
	UNITED STATES OF AMERICA	16,452.19	267,897	12,288,435	294,397
	VIETNAM	4,314.56	82,940	3,804,458	86,315
7325	Other cast articles of iron or steel.	14,278,981.54	19,676,405	902,556,702	20,900,103
732510	Cast articles, of non-malleable cast iron, n.e.s.	658,764.08	1,024,072	46,974,184	1,084,016
	BELGIUM	1,141.55	2,565	117,657	3,182
	BRAZIL	166,469.33	62,426	2,863,481	67,813
	DENMARK	38.84	1,429	65,548	1,469
	GERMANY	30.46	1,918	87,979	2,181
	HONG KONG, CHINA	34,081.19	63,566	2,915,772	68,725
	INDIA	10,690.81	88,866	4,076,283	93,548
	INDONESIA	3,852.46	13,838	634,749	16,796
	JAPAN	335.81	25,109	1,151,750	25,743
	MALAYSIA	130.94	170	7,798	193
	NETHERLANDS	18.80	3,793	173,985	4,123
	PEOPLE'S REPUBLIC OF CHINA	399,264.67	659,246	30,239,614	691,487
	SINGAPORE	355.34	599	27,476	902
	TAIWAN (REP. OF CHINA)	36,588.97	56,896	2,609,820	60,673
	THAILAND	5,318.00	3,301	151,417	3,648
	UK OF GREAT BRITAIN AND N. IRELAND	293.84	36,323	1,666,136	39,122
	UNITED STATES OF AMERICA	153.07	4,027	184,719	4,411
732591	Grinding balls and similar articles for mills, of cast iron or steel	11,408,988.26	15,327,239	703,060,454	16,361,750
	GERMANY	4,611.54	4,522	207,424	5,732
	INDIA	6,269,950.90	8,739,471	400,879,535	9,324,234
	INDONESIA	3,959.14	2,837	130,133	7,167

TABLE 8 - Continued

PSCC CODE	COMMODITY AND COUNTRY OF ORIGIN	GROSS WEIGHT (GK)	FOB VALUE		CIF DOLLARS
			DOLLARS	PESOS	
	ITALY	4,566.33	4,167	191,140	4,382
	JAPAN	2,594.95	3,572	163,848	3,769
	PEOPLE'S REPUBLIC OF CHINA	3,133,762.15	3,964,116	181,834,001	4,300,254
	REPUBLIC OF KOREA	12,111.61	15,555	713,508	16,185
	TAIWAN (REP. OF CHINA)	25,068.48	24,375	1,118,081	27,542
	THAILAND	1,803,487.32	2,434,425	111,667,075	2,537,918
	UK OF GREAT BRITAIN AND N. IRELAND	148,867.04	132,350	6,070,895	132,661
	UNITED STATES OF AMERICA	8.80	1,849	84,814	1,906
732599	Other cast articles, of other iron or steel, n.e.s.	2,211,229.20	3,325,094	152,522,064	3,454,337
	AUSTRALIA	21.96	2,486	114,033	2,610
	BELGIUM	17.04	1,034	47,430	1,131
	FRANCE	999.60	34,854	1,598,753	35,061
	GERMANY	5,160.60	68,988	3,164,480	80,351
	HONG KONG, CHINA	788.06	26,566	1,218,582	26,629
	INDIA	9,555.28	74,750	3,428,783	77,760
	ITALY	3,079.43	24,719	1,133,861	25,502
	JAPAN	13,410.65	122,798	5,632,745	129,720
	MALAYSIA	3,591.24	28,184	1,292,800	29,300
	NETHERLANDS	1,700.83	6,123	280,862	6,291
	PEOPLE'S REPUBLIC OF CHINA	1,522,779.03	1,834,690	84,157,230	1,887,715
	PORTUGAL	744.96	3,676	168,618	3,779
	REPUBLIC OF KOREA	102,006.98	229,530	10,528,541	238,504
	SINGAPORE	6,533.45	16,443	754,240	17,417
	SOUTH AFRICA, REP. OF	434.10	5,119	234,809	5,537
	TAIWAN (REP. OF CHINA)	50,248.74	80,833	3,707,810	85,968
	THAILAND	3,390.18	8,618	395,308	8,864
	UK OF GREAT BRITAIN AND N. IRELAND	303.65	4,808	220,543	6,737
	UNITED STATES OF AMERICA	8,477.77	89,711	4,115,044	91,059
	VIETNAM	477,985.65	661,164	30,327,592	694,402
7326	Other articles of iron or steel.	38,809,872.78	87,331,009	4,005,873,388	92,221,698
732611	Grinding balls and similar articles for mills, of iron or steel, forged or stamped, but not further worked	9,471,675.86	9,041,797	414,747,227	9,506,072
	AUSTRALIA	661.47	3,351	153,710	3,835
	INDIA	12,587.20	4,606	211,277	5,444
	JAPAN	35,871.85	283,369	12,998,136	321,402
	NETHERLANDS	3,212.25	30,495	1,398,806	34,309
	PEOPLE'S REPUBLIC OF CHINA	9,192,408.31	8,369,155	383,893,140	8,745,803
	REPUBLIC OF KOREA	136,360.66	255,666	11,727,399	292,814
	SINGAPORE	546.88	3,944	180,911	4,728
	SPAIN	85,294.94	81,497	3,738,267	87,074
	TAIWAN (REP. OF CHINA)	4,270.88	4,228	193,938	4,671
	THAILAND	4.18	421	19,311	443
	UNITED STATES OF AMERICA	457.24	5,065	232,332	5,549
732619	Other articles, of iron or steel, forged or stamped, but not further worked, n.e.s.	594,091.60	1,251,362	57,399,976	1,350,134
	GERMANY	965.13	23,554	1,080,422	25,636
	HONG KONG, CHINA	2,610.76	36,595	1,678,613	42,646
	INDIA	259,782.53	396,786	18,200,574	413,478
	INDONESIA	5,223.44	32,582	1,494,536	34,892
	JAPAN	26,839.06	116,772	5,356,332	125,801
	NETHERLANDS	13.67	65	2,982	73
	PEOPLE'S REPUBLIC OF CHINA	258,186.48	362,044	16,606,958	387,347
	POLAND	1,828.84	35,872	1,645,449	38,871
	REPUBLIC OF KOREA	3,147.65	63,352	2,905,956	69,216
	SINGAPORE	3,668.35	16,836	772,267	27,182
	SPAIN	10,696.74	50,850	2,332,490	52,382
	SWEDEN	10.84	291	13,348	311
	TAIWAN (REP. OF CHINA)	17,283.84	70,187	3,219,478	80,775
	THAILAND	1,920.35	1,774	81,373	1,870
	UK OF GREAT BRITAIN AND N. IRELAND	6.33	846	38,806	871
	UNITED STATES OF AMERICA	1,907.59	42,956	1,970,392	48,783
732620	Articles of iron or steel wire, n.e.s.	2,930,125.50	3,706,252	170,005,779	3,998,954
	AUSTRALIA	4,465.17	14,307	656,262	15,417
	AUSTRIA	81.54	2,623	120,317	2,772
	BELGIUM	45.04	171	7,844	183

TABLE 8 - Continued

PSCC CODE	COMMODITY AND COUNTRY OF ORIGIN	GROSS WEIGHT (GK)	FOB VALUE		CIF
			DOLLARS	PESOS	DOLLARS
	FRANCE	974.38	32,272	1,480,317	37,645
	GERMANY	11,650.85	24,315	1,115,329	26,246
	HONG KONG, CHINA	50,292.31	334,305	15,334,571	359,585
	INDIA	33.74	419	19,219	441
	INDONESIA	48,558.40	59,632	2,735,320	62,778
	ITALY	109.29	2,562	117,519	3,060
	JAPAN	50,930.32	270,113	12,390,083	286,554
	MALAYSIA	5,249.96	36,551	1,676,594	38,341
	MEXICO	2.60	178	8,165	178
	NETHERLANDS	412.47	3,049	139,858	4,893
	PEOPLE'S REPUBLIC OF CHINA	1,617,028.33	1,740,272	79,826,278	1,869,375
	POLAND	4.15	112	5,137	144
	REPUBLIC OF KOREA	393,918.53	710,027	32,568,938	763,637
	SINGAPORE	12,583.95	43,841	2,010,987	46,927
	SPAIN	239.65	1,113	51,053	1,934
	SWITZERLAND	1,258.87	5,731	262,881	7,610
	TAIWAN (REP. OF CHINA)	676,363.43	311,043	14,267,543	342,293
	THAILAND	25,638.54	29,812	1,367,476	32,513
	UK OF GREAT BRITAIN AND N. IRELAND	1,378.54	11,410	523,376	13,931
	UNITED STATES OF AMERICA	4,750.58	60,457	2,773,162	69,422
	VIETNAM	24,154.86	11,937	547,550	13,075
732690	Other articles of iron or steel, n.e.s.	25,813,979.82	73,331,598	3,363,720,406	77,366,538
	ANDORRA	3.66	359	16,467	370
	AUSTRALIA	213,240.32	636,230	29,183,870	686,016
	AUSTRIA	13,248.79	67,852	3,112,371	69,534
	BAHRAIN	542.11	14,858	681,536	15,254
	BANGLADESH	34.50	367	16,834	499
	BELGIUM	21,012.08	209,114	9,592,059	240,793
	BRAZIL	17,634.01	190,010	8,715,759	197,395
	BRUNEI DARUSSALAM	679.52	6,522	299,164	8,360
	BULGARIA	61.44	483	22,155	591
	CAMBODIA (DEMOCRATIC KAMPUCHEA)	6.70	134	6,147	165
	CANADA	749,589.39	2,869,990	131,646,442	2,878,576
	CZECH REPUBLIC (CZECHOSLOVAKIA)	366.20	13,983	641,400	14,742
	DENMARK	16,862.06	178,543	8,189,767	188,219
	DOMINICAN REPUBLIC	16,456.30	96,364	4,420,217	99,179
	ETHIOPIA	278.86	57	2,615	64
	FINLAND	489.32	16,431	753,690	17,216
	FRANCE	18,911.81	541,847	24,854,522	596,276
	GERMANY	1,763,438.43	7,929,674	363,734,147	8,044,176
	GUAM	1,784.31	647	29,678	682
	HONG KONG, CHINA	279,226.71	2,786,875	127,833,956	2,984,209
	HUNGARY	551.09	7,421	340,401	10,572
	INDIA	604,184.98	754,737	34,619,787	798,450
	INDONESIA	94,317.98	300,322	13,775,770	317,678
	IRELAND	20,168.59	39,099	1,793,471	43,401
	ISRAEL	1,334.70	30,075	1,379,540	35,858
	ITALY	64,889.77	714,932	32,793,932	749,713
	JAPAN	1,289,828.93	8,464,324	388,258,543	9,066,454
	MACAU	1,270.33	7,640	350,447	7,831
	MALAYSIA	326,307.84	3,843,802	176,315,198	4,099,802
	MEXICO	4,704.59	13,605	624,061	14,064
	MONGOLIA	151.41	2,808	128,803	2,947
	NETHERLANDS	104,413.70	890,121	40,829,848	930,731
	NEW ZEALAND	25,193.45	337,675	15,489,152	359,077
	NORWAY	1,033.38	54,935	2,519,868	58,467
	PAKISTAN, ISLAMIC REP. OF	2.30	99	4,541	111
	PEOPLE'S REPUBLIC OF CHINA	14,785,001.52	18,085,841	829,597,526	19,239,105
	POLAND	8,288.92	260,156	11,933,356	276,690
	PORTUGAL	409.74	8,271	379,391	8,504
	QATAR	918.73	15,895	729,104	18,515
	REPUBLIC OF KOREA	541,314.45	2,515,517	115,386,765	2,699,863
	ROMANIA	1.95	3,170	145,408	3,259
	SINGAPORE	231,831.58	1,726,252	79,183,180	1,826,665
	SLOVENIA	2,280.86	1,552	71,191	1,783
	SOUTH AFRICA, REP. OF	141,817.37	75,626	3,468,965	84,914
	SPAIN	274,552.81	451,869	20,727,231	504,389
	SWEDEN	11,177.50	251,563	11,539,195	262,743
	SWITZERLAND	5,209.41	182,210	8,357,972	200,606
	TAIWAN (REP. OF CHINA)	1,463,800.36	3,875,955	177,790,056	4,120,264
	THAILAND	189,433.03	1,589,703	72,919,677	1,701,056
	TURKEY	208.94	8,140	373,382	8,403

TABLE 8 - Continued

PSCC CODE	COMMODITY AND COUNTRY OF ORIGIN	GROSS WEIGHT (GK)	FOB VALUE		CIF DOLLARS
			DOLLARS	PESOS	
	UK OF GREAT BRITAIN AND N. IRELAND	50,519.88	1,282,178	58,813,505	1,338,109
	UKRAINE (UKRAINIAN S.S.R.)	690.38	3,790	173,847	9,316
	UNITED ARAB EMIRATES, N.E.S.	1,261.75	10,498	481,544	12,255
	UNITED STATES OF AMERICA	2,375,614.01	11,836,119	542,922,780	12,376,509
	VIETNAM	77,427.07	125,358	5,750,173	136,118
74	Copper and articles thereof	90,050,591.42	410,606,766	18,834,532,365	430,563,859
7401	Copper mattes; cement copper (precipitated copper).	958.56	8,799	403,610	9,605
740110	Copper mattes	958.56	8,799	403,610	9,605
	HONG KONG, CHINA	5.22	652	29,907	755
	PEOPLE'S REPUBLIC OF CHINA	918.66	7,510	344,484	8,024
	REPUBLIC OF KOREA	8.78	108	4,954	115
	UNITED STATES OF AMERICA	25.90	529	24,265	711
7402	Unrefined copper; copper anodes for electrolytic refining.	9,162,215.04	4,713,644	216,214,851	5,278,855
740200	Unrefined copper; copper anodes for electrolytic refining	9,162,215.04	4,713,644	216,214,851	5,278,855
	JAPAN	2,544.47	250,777	11,503,141	268,172
	MALAYSIA	26,723.41	301,770	13,842,190	313,733
	PEOPLE'S REPUBLIC OF CHINA	176,940.23	889,261	40,790,402	944,349
	PERU	8,872,924.07	2,661,877	122,100,298	3,121,176
	REPUBLIC OF KOREA	52,248.03	335,951	15,410,073	348,549
	TAIWAN (REP. OF CHINA)	5,100.80	35,594	1,632,697	39,822
	UK OF GREAT BRITAIN AND N. IRELAND	124.06	5,356	245,680	5,480
	UNITED STATES OF AMERICA	25,609.97	233,058	10,690,370	237,574
7403	Refined copper and copper alloys, unwrought.	7,134,194.44	40,182,369	1,843,165,265	42,059,544
740311	Cathodes and sections of cathodes, of refined copper	2,064,392.99	11,662,895	534,976,994	12,123,899
	INDONESIA	146,462.03	758,741	34,803,450	810,654
	JAPAN	620,129.83	3,596,330	164,963,657	3,708,955
	PEOPLE'S REPUBLIC OF CHINA	1,297,800.30	7,302,008	334,943,107	7,597,635
	SINGAPORE	0.83	5,816	266,780	6,655
740312	Wire-bars, of refined copper	2,327.22	27,693	1,270,277	28,609
	JAPAN	1,803.00	16,151	740,846	16,505
	SINGAPORE	52.59	1,127	51,695	1,400
	TAIWAN (REP. OF CHINA)	471.63	10,415	477,736	10,704
740319	Other refined copper, unwrought	4,136,737.76	23,673,849	1,085,919,453	24,587,376
	AUSTRALIA	12.50	125	5,734	175
	BELGIUM	91.09	490	22,476	584
	CANADA	10,101.23	52,263	2,397,304	54,403
	FRANCE	10,636.86	78,342	3,593,547	96,482
	ITALY	111.49	198	9,082	206
	JAPAN	783,248.04	4,477,221	205,370,126	4,592,073
	MALAYSIA	32,450.88	199,982	9,173,174	204,237
	NETHERLANDS	114.54	36,578	1,677,833	37,883
	PEOPLE'S REPUBLIC OF CHINA	52,280.61	524,953	24,079,595	563,452
	REPUBLIC OF KOREA	560,453.49	3,395,262	155,740,667	3,471,149
	SPAIN	76.60	1,256	57,613	1,256
	TAIWAN (REP. OF CHINA)	2,561,147.53	14,155,204	649,299,208	14,806,437
	THAILAND	125,840.59	739,404	33,916,462	745,947
	UK OF GREAT BRITAIN AND N. IRELAND	3.48	2,228	102,198	2,359
	UNITED STATES OF AMERICA	168.83	10,343	474,434	10,733
740321	Copper-zinc base alloys (brass)	572,832.31	2,704,543	124,057,388	2,871,542
	INDIA	69.35	2,901	133,069	3,202
	JAPAN	68,903.35	487,802	22,375,478	544,031
	PEOPLE'S REPUBLIC OF CHINA	231,135.24	938,412	43,044,958	975,487
	REPUBLIC OF KOREA	268,112.74	1,269,031	58,210,452	1,341,049
	THAILAND	172.13	2,085	95,639	2,841
	UK OF GREAT BRITAIN AND N. IRELAND	2,212.33	2,032	93,208	2,372
	UNITED STATES OF AMERICA	2,227.17	2,280	104,584	2,560
740322	Copper-tin base alloys (bronze)	340,595.92	2,028,381	93,041,837	2,359,914

TABLE 8 - Continued

PSCC CODE	COMMODITY AND COUNTRY OF ORIGIN	GROSS WEIGHT (GK)	FOB VALUE		CIF
			DOLLARS	PESOS	DOLLARS
	AUSTRALIA	4,126.03	26,272	1,205,097	28,070
	JAPAN	22,185.50	129,435	5,937,183	150,704
	REPUBLIC OF KOREA	233,338.92	1,345,410	61,713,957	1,625,499
	SOUTH AFRICA, REP. OF	50.82	1,172	53,760	1,220
	SPAIN	80,886.56	517,583	23,741,532	545,624
	UK OF GREAT BRITAIN AND N. IRELAND	6.68	8,485	389,207	8,771
	UNITED STATES OF AMERICA	1.41	24	1,101	26
740323	Copper-nickel base alloys (cupro-nickel) or copper-nickel-zinc base alloys (nickel silver)	349.13	6,899	316,457	7,036
	AUSTRALIA	183.58	5,262	241,368	5,270
	JAPAN	48.34	672	30,825	754
	PEOPLE'S REPUBLIC OF CHINA	111.67	475	21,788	507
	UNITED STATES OF AMERICA	5.54	490	22,476	505
740329	Other copper alloys (other than master alloys of heading No. 74.05)	16,959.11	78,109	3,582,859	81,168
	HONG KONG, CHINA	897.51	4,458	204,488	5,440
	JAPAN	16,061.60	73,651	3,378,371	75,728
7404	Copper waste and scrap.	727,664.61	10,044,276	460,730,941	10,744,281
740400	Copper waster and scrap	727,664.61	10,044,276	460,730,941	10,744,281
	GERMANY	27,641.22	358,395	16,439,579	372,322
	HONG KONG, CHINA	3,554.75	272,133	12,482,741	289,269
	JAPAN	260,271.25	3,662,733	168,009,562	3,849,787
	NETHERLANDS	167.44	1,372	62,934	1,465
	PEOPLE'S REPUBLIC OF CHINA	227,513.92	2,444,204	112,115,638	2,619,816
	REPUBLIC OF KOREA	108,468.28	604,724	27,738,690	645,999
	SAUDI ARABIA	77,631.15	449,392	20,613,611	501,707
	SINGAPORE	106.91	62,154	2,851,004	63,907
	TAIWAN (REP. OF CHINA)	19,987.69	2,160,838	99,117,639	2,369,727
	THAILAND	2,240.61	28,083	1,288,167	30,019
	UK OF GREAT BRITAIN AND N. IRELAND	2.18	78	3,578	81
	UNITED STATES OF AMERICA	79.21	170	7,798	182
7405	Master alloys of copper.	68,433.61	654,619	30,027,374	676,994
740500	Master alloys of copper	68,433.61	654,619	30,027,374	676,994
	HONG KONG, CHINA	197.02	1,632	74,860	1,878
	JAPAN	68,236.39	652,822	29,944,945	674,945
	UNITED STATES OF AMERICA	0.20	165	7,569	171
7406	Copper powder and flakes.	8,277.45	83,919	3,849,364	87,638
740610	Copper powders of non-lamellar structure	6,315.03	56,302	2,582,573	57,671
	BELGIUM	238.06	1,124	51,558	1,156
	GERMANY	505.58	3,709	170,132	3,736
	INDIA	15.55	995	45,641	1,036
	PEOPLE'S REPUBLIC OF CHINA	133.88	1,416	64,952	1,759
	UK OF GREAT BRITAIN AND N. IRELAND	5,421.96	49,058	2,250,290	49,984
740620	Copper powders of lamellar structure; flakes	1,962.42	27,617	1,266,791	29,967
	GERMANY	715.22	10,354	474,938	11,594
	INDIA	8.35	551	25,274	627
	SPAIN	16.56	53	2,431	53
	UNITED STATES OF AMERICA	1,222.29	16,659	764,148	17,693
7407	Copper bars, rods and profiles.	25,784,809.74	87,679,254	4,021,847,384	91,533,996
740710	Bars, rods and profiles, of refined copper	24,525,267.60	80,830,366	3,707,688,890	84,354,892
	AUSTRALIA	17,288.10	244,932	11,235,031	246,846
	GERMANY	237.85	4,647	213,158	4,801
	INDIA	35,216.63	201,549	9,245,053	206,895
	INDONESIA	963,215.18	4,490,775	205,991,848	4,626,631
	JAPAN	3,515,124.30	20,299,193	931,123,984	21,372,986

TABLE 8 - Continued

PSCC CODE	COMMODITY AND COUNTRY OF ORIGIN	GROSS WEIGHT (GK)	FOB VALUE		CIF DOLLARS
			DOLLARS	PESOS	
	MALAYSIA	717,063.99	3,598,464	165,061,545	3,760,620
	NETHERLANDS	91.61	1,903	87,291	2,033
	PEOPLE'S REPUBLIC OF CHINA	2,672,455.15	5,887,999	270,082,514	6,600,572
	REPUBLIC OF KOREA	14,909,982.10	36,232,711	1,661,994,453	37,202,382
	SINGAPORE	927.11	3,166	145,224	3,226
	TAIWAN (REP. OF CHINA)	1,251,191.60	7,297,718	334,746,325	7,639,990
	THAILAND	401,325.16	2,367,564	108,600,161	2,481,865
	UNITED STATES OF AMERICA	165.79	2,513	115,271	2,545
	VIETNAM	40,983.03	197,232	9,047,032	203,500
740721	Bars, rods and profiles, of copper-zinc base alloys (brass)	351,045.65	1,609,418	73,824,004	1,728,034
	AUSTRALIA	6.96	226	10,367	234
	HONG KONG, CHINA	224.69	2,915	133,711	2,995
	JAPAN	26,940.72	200,512	9,197,485	212,263
	NEW ZEALAND	9,692.62	55,931	2,565,555	66,172
	PEOPLE'S REPUBLIC OF CHINA	70,176.86	537,594	24,659,437	591,415
	REPUBLIC OF KOREA	186,366.38	513,338	23,546,814	545,111
	TAIWAN (REP. OF CHINA)	33,285.78	134,277	6,159,286	138,412
	THAILAND	23,662.33	151,254	6,938,021	156,207
	UK OF GREAT BRITAIN AND N. IRELAND	261.08	4,761	218,387	6,013
	UNITED STATES OF AMERICA	428.23	8,610	394,941	9,212
740722	Bars, rods and profiles, of copper-nickel base alloys (cupro-nickel) or copper-nickel-zinc base alloys (nickel silver)	761,688.01	4,548,934	208,659,602	4,698,153
	AUSTRALIA	4,429.95	51,441	2,359,599	53,432
	GERMANY	253.91	5,114	234,579	5,255
	HONG KONG, CHINA	88.68	313	14,357	415
	INDIA	5,547.12	14,958	686,123	15,002
	INDONESIA	74.96	583	26,742	623
	JAPAN	60,221.75	476,967	21,878,476	492,988
	MALAYSIA	72,005.82	471,731	21,638,301	482,335
	NEW ZEALAND	8,852.69	54,513	2,500,511	55,051
	PEOPLE'S REPUBLIC OF CHINA	10,379.17	59,719	2,739,311	61,993
	REPUBLIC OF KOREA	5,237.21	98,584	4,522,048	101,167
	TAIWAN (REP. OF CHINA)	513,825.10	2,809,808	128,885,893	2,907,539
	THAILAND	79,832.94	472,919	21,692,795	486,521
	UK OF GREAT BRITAIN AND N. IRELAND	4.16	1,207	55,365	1,290
	UNITED STATES OF AMERICA	934.55	31,077	1,425,502	34,542
740729	Bars, rods and profiles, of copper alloys, n.e.s.	146,808.48	690,536	31,674,888	752,917
	AUSTRALIA	12,512.10	24,363	1,117,531	25,945
	JAPAN	20,049.09	176,428	8,092,752	210,815
	PEOPLE'S REPUBLIC OF CHINA	1,357.74	5,725	262,606	6,584
	REPUBLIC OF KOREA	92,069.52	333,572	15,300,948	343,538
	SINGAPORE	55.50	1,238	56,787	1,632
	SPAIN	18,956.01	140,647	6,451,478	150,709
	TAIWAN (REP. OF CHINA)	1,320.06	147	6,743	172
	UNITED ARAB EMIRATES, N.E.S.	5.07	34	1,560	37
	UNITED STATES OF AMERICA	483.39	8,382	384,483	13,485
7408	Copper wire.	27,004,178.64	121,534,583	5,574,791,327	125,811,047
740811	Wire, of refined copper, of which the maximum cross-sectional dimension exceeds 6 mm	13,343,200.28	43,214,340	1,982,241,776	44,829,179
	HONG KONG, CHINA	9,446.54	71,163	3,264,247	73,204
	INDIA	95.33	1,247	57,200	1,299
	INDONESIA	1,423,669.23	6,733,695	308,874,589	6,884,796
	JAPAN	999.22	91,430	4,193,894	97,397
	MALAYSIA	106,569.45	648,314	29,738,163	672,231
	PEOPLE'S REPUBLIC OF CHINA	1,354,658.70	2,338,690	107,275,710	2,446,330
	REPUBLIC OF KOREA	7,774,000.21	21,189,066	971,942,458	21,895,984
	SINGAPORE	3.07	249	11,422	266
	TAIWAN (REP. OF CHINA)	1,074,964.59	3,249,356	149,047,960	3,474,738
	THAILAND	1,559,576.02	8,596,751	394,332,968	8,976,418
	UNITED STATES OF AMERICA	1,979.96	226,201	10,375,840	235,063
	VIETNAM	37,237.96	68,178	3,127,325	71,453
740819	Wire, of refined copper, n.e.s.	9,402,841.31	56,394,060	2,586,795,535	58,015,618
	AUSTRIA	5.80	426	19,541	444

TABLE 8 - Continued

PSCC CODE	COMMODITY AND COUNTRY OF ORIGIN	GROSS WEIGHT (GK)	FOB VALUE		CIF DOLLARS
			DOLLARS	PESOS	
	FRANCE	144.94	77,868	3,571,805	79,516
	GERMANY	2,707.97	32,609	1,495,775	35,566
	HONG KONG, CHINA	20,359.21	183,377	8,411,503	193,519
	INDIA	248.42	3,703	169,857	4,327
	INDONESIA	255,270.59	1,381,452	63,367,203	1,428,131
	JAPAN	24,229.80	2,751,152	126,195,342	2,853,360
	MALAYSIA	772,134.82	4,971,663	228,050,182	5,271,972
	PEOPLE'S REPUBLIC OF CHINA	169,979.18	593,652	27,230,818	621,183
	PORTUGAL	49.99	19,342	887,218	19,342
	REPUBLIC OF KOREA	4,025,506.95	23,313,921	1,069,409,556	23,876,747
	SINGAPORE	11,615.95	87,012	3,991,241	90,146
	SWITZERLAND	8.16	8,666	397,510	8,991
	TAIWAN (REP. OF CHINA)	3,721,972.98	20,550,421	942,647,811	21,029,601
	THAILAND	318,188.88	1,964,084	90,092,533	2,032,056
	UNITED STATES OF AMERICA	4,678.44	8,251	378,473	9,953
	VIETNAM	75,739.23	446,461	20,479,167	460,764
740821	Wire, of copper alloys, of copper-zinc base alloys (brass)	204,272.12	1,236,608	56,723,209	1,284,411
	GERMANY	1.67	354	16,238	363
	HONG KONG, CHINA	10,469.25	60,681	2,783,437	62,364
	INDONESIA	41,366.58	289,808	13,293,493	298,942
	JAPAN	3,994.29	39,303	1,802,829	41,439
	MALAYSIA	36,162.56	289,574	13,282,759	302,769
	PEOPLE'S REPUBLIC OF CHINA	58,818.03	298,578	13,695,773	308,402
	REPUBLIC OF KOREA	21,075.82	130,991	6,008,557	138,679
	TAIWAN (REP. OF CHINA)	31,640.40	122,663	5,626,552	126,637
	UNITED STATES OF AMERICA	743.52	4,656	213,571	4,816
740822	Wire, of copper alloys, of copper-nickel base alloys (cupro-nickel) or copper-nickel-zinc base alloys (nickel silver)	1,749.73	37,409	1,715,950	41,968
	PEOPLE'S REPUBLIC OF CHINA	1,032.74	12,338	565,944	13,182
	UK OF GREAT BRITAIN AND N. IRELAND	375.99	16,067	736,993	17,710
	UNITED STATES OF AMERICA	341.00	9,004	413,013	11,076
740829	Other wire, of copper alloys, n.e.s.	4,052,115.20	20,652,166	947,314,857	21,639,871
	BELGIUM	229.01	5,313	243,707	5,731
	DENMARK	3.57	16,765	769,011	17,511
	GERMANY	13,735.39	121,943	5,593,525	127,260
	HONG KONG, CHINA	11,975.32	274,687	12,599,893	284,552
	INDIA	36.67	929	42,613	1,072
	INDONESIA	1,008,848.27	6,274,187	287,796,958	6,552,523
	JAPAN	164,506.52	1,425,371	65,381,768	1,487,638
	MACAU	741.50	9,895	453,884	10,174
	MALAYSIA	1,126,410.99	2,186,217	100,281,774	2,361,389
	NETHERLANDS	95.59	3,404	156,141	3,636
	PEOPLE'S REPUBLIC OF CHINA	370,603.96	2,273,561	104,288,243	2,421,920
	POLAND	39.26	39,080	1,792,600	40,158
	REPUBLIC OF KOREA	44,635.05	242,378	11,117,879	261,977
	SINGAPORE	4,912.31	190,742	8,749,336	197,953
	SWITZERLAND	68.68	71,180	3,265,027	73,550
	TAIWAN (REP. OF CHINA)	906,714.08	4,934,206	226,332,030	5,122,377
	THAILAND	375,318.45	2,281,307	104,643,552	2,349,948
	UK OF GREAT BRITAIN AND N. IRELAND	2.61	1,392	63,851	1,524
	UNITED STATES OF AMERICA	23,237.97	299,609	13,743,065	318,978
7409	Copper plates, sheets and strip, of a thickness exceeding 0.15 mm.	7,178,307.14	55,108,312	2,527,818,273	58,795,920
740911	Plates, sheets and strip, of a thickness exceeding 0.15 mm, of refined copper, in coils	1,273,159.41	15,896,751	729,183,968	16,836,032
	GERMANY	10,268.85	115,830	5,313,122	124,093
	HONG KONG, CHINA	477,523.98	8,583,602	393,729,823	9,124,798
	HUNGARY	318.45	3,730	171,095	3,730
	ITALY	3,566.74	80,483	3,691,756	89,557
	JAPAN	91,669.56	764,198	35,053,762	788,997
	MALAYSIA	483.96	3,436	157,609	3,787
	NETHERLANDS	792.08	8,707	399,390	8,985
	PEOPLE'S REPUBLIC OF CHINA	94,881.81	1,885,194	86,473,849	2,054,737
	REPUBLIC OF KOREA	442,393.56	3,030,789	139,022,291	3,093,824
	SINGAPORE	15,797.39	138,200	6,339,234	144,274

TABLE 8 - Continued

PSCC CODE	COMMODITY AND COUNTRY OF ORIGIN	GROSS WEIGHT (GK)	FOB VALUE		CIF DOLLARS
			DOLLARS	PESOS	
	TAIWAN (REP. OF CHINA)	117,960.08	784,815	35,999,464	876,027
	THAILAND	15,120.25	457,706	20,994,974	480,774
	TURKEY	2,378.54	38,611	1,771,087	40,900
	UK OF GREAT BRITAIN AND N. IRELAND	4.16	1,450	66,512	1,549
740919	Plates, sheets and strip, of a thickness exceeding 0.15 mm, of refined copper, n.e.s.	511,883.31	3,843,726	176,311,712	4,217,401
	FINLAND	1,382.70	20,691	949,096	23,969
	FRANCE	20.02	1,230	56,420	1,517
	GERMANY	42,060.48	410,676	18,837,708	439,256
	HONG KONG, CHINA	15,318.29	122,152	5,603,113	126,287
	INDIA	11,952.36	55,066	2,525,877	59,681
	INDONESIA	52.44	346	15,871	568
	JAPAN	65,355.99	1,250,222	57,347,684	1,325,601
	PEOPLE'S REPUBLIC OF CHINA	85,327.13	750,105	34,407,316	841,357
	REPUBLIC OF KOREA	158,934.54	195,645	8,974,236	216,205
	SINGAPORE	9,928.66	101,978	4,677,731	123,067
	SWITZERLAND	13.21	115	5,275	125
	TAIWAN (REP. OF CHINA)	115,402.12	806,954	37,014,980	907,427
	THAILAND	3,809.76	56,411	2,587,573	68,600
	UK OF GREAT BRITAIN AND N. IRELAND	35.67	2,932	134,491	3,286
	UNITED ARAB EMIRATES, N.E.S.	415.84	4,298	197,149	4,974
	UNITED STATES OF AMERICA	1,752.07	63,068	2,892,929	73,583
	VIETNAM	122.03	1,837	84,263	1,898
740921	Plates, sheets and strip, of a thickness exceeding 0.15 mm, of copper-zinc base alloys (brass), in coils	3,182,283.68	18,592,583	852,841,784	19,330,745
	BULGARIA	1,555,107.30	9,069,372	416,012,093	9,375,610
	CZECH REPUBLIC (CZECHOSLOVAKIA)	63,320.23	410,050	18,808,994	427,429
	GERMANY	36,423.07	272,618	12,504,988	278,627
	HONG KONG, CHINA	18,896.64	291,837	13,386,564	339,947
	INDIA	31,533.22	171,210	7,853,403	176,362
	JAPAN	9,221.88	93,593	4,293,111	97,832
	NETHERLANDS	187.23	937	42,980	963
	PEOPLE'S REPUBLIC OF CHINA	42,544.08	211,279	9,691,368	217,957
	REPUBLIC OF KOREA	1,281,286.42	7,288,492	334,323,128	7,579,099
	TAIWAN (REP. OF CHINA)	17,596.02	103,387	4,742,362	119,028
	THAILAND	313.93	2,230	102,290	2,382
	TURKEY	125,853.66	677,578	31,080,503	715,509
740929	Plates, sheets and strip, of a thickness exceeding 0.15 mm, of copper-zinc base alloys (brass), n.e.s.	293,872.81	1,698,313	77,901,616	1,826,285
	BULGARIA	37,622.60	239,671	10,993,709	246,070
	GERMANY	6,425.26	36,304	1,665,264	39,452
	HONG KONG, CHINA	227.45	764	35,045	816
	INDIA	84,175.71	144,782	6,641,150	149,263
	JAPAN	49,981.86	559,642	25,670,779	579,881
	PEOPLE'S REPUBLIC OF CHINA	40,542.33	275,634	12,643,331	293,253
	REPUBLIC OF KOREA	57,206.59	316,375	14,512,121	376,786
	TAIWAN (REP. OF CHINA)	14,991.20	90,184	4,136,740	100,303
	THAILAND	2,685.86	34,753	1,594,120	40,243
	UNITED STATES OF AMERICA	13.95	204	9,357	218
740931	Plates, sheets and strip, of a thickness exceeding 0.15 mm, of copper-tin base alloys (bronze), in coils	120,931.68	805,705	36,957,688	873,503
	JAPAN	5,521.55	152,153	6,979,258	180,657
	MALAYSIA	3,511.47	37,327	1,712,189	44,228
	PEOPLE'S REPUBLIC OF CHINA	1,278.30	24,672	1,131,705	28,255
	TAIWAN (REP. OF CHINA)	110,620.36	591,553	27,134,536	620,363
740939	Plates, sheets and strip, of a thickness exceeding 0.15 mm, of copper-tin base alloys (bronze), n.e.s.	608,305.79	4,111,308	188,585,699	4,479,869
	HONG KONG, CHINA	9,120.31	72,051	3,304,979	82,493
	JAPAN	153,076.52	1,477,406	67,768,614	1,565,306
	PEOPLE'S REPUBLIC OF CHINA	235,078.00	1,457,030	66,833,966	1,580,979
	REPUBLIC OF KOREA	205,697.19	1,064,210	48,815,313	1,205,726
	TAIWAN (REP. OF CHINA)	5,206.47	38,969	1,787,508	43,594
	UNITED STATES OF AMERICA	127.30	1,642	75,319	1,771

TABLE 8 - Continued

PSCC CODE	COMMODITY AND COUNTRY OF ORIGIN	GROSS WEIGHT (GK)	FOB VALUE		CIF
			DOLLARS	PESOS	DOLLARS
740940	Plates, sheets and strip, of a thickness exceeding 0.15 mm, of copper-nickel base alloys (cupro-nickel) or copper-nickel-zinc base alloys (nickel silver)	122,906.54	1,018,490	46,718,138	1,100,359
	HONG KONG, CHINA	793.49	3,254	149,261	3,254
	JAPAN	102,451.24	842,398	38,640,797	891,481
	MALAYSIA	2,411.06	19,718	904,465	22,488
	PEOPLE'S REPUBLIC OF CHINA	10,704.11	92,603	4,247,700	112,367
	REPUBLIC OF KOREA	3,157.75	22,314	1,023,543	26,373
	TAIWAN (REP. OF CHINA)	1,799.25	13,607	624,153	15,252
	THAILAND	1,589.64	24,596	1,128,219	29,144
740990	Plates, sheets and strip, of a thickness exceeding 0.15 mm, of other copper alloys, n.e.s.	1,064,963.92	9,141,436	419,317,668	10,131,726
	GERMANY	60,302.27	672,180	30,832,897	724,384
	HONG KONG, CHINA	74,124.26	469,264	21,525,139	540,897
	JAPAN	302,189.56	3,041,996	139,536,356	3,402,025
	MALAYSIA	33,059.17	313,826	14,395,199	333,937
	PEOPLE'S REPUBLIC OF CHINA	99,257.64	914,514	41,948,757	1,018,355
	REPUBLIC OF KOREA	321,332.69	2,164,318	99,277,267	2,293,018
	SINGAPORE	31,057.98	444,936	20,409,214	530,936
	SRI LANKA (CEYLON)	1,113.11	5,069	232,515	5,897
	SWITZERLAND	8.39	26	1,193	51
	TAIWAN (REP. OF CHINA)	131,703.63	929,317	42,627,770	1,064,820
	THAILAND	10,462.92	157,952	7,245,258	188,231
	UNITED STATES OF AMERICA	352.30	28,038	1,286,103	29,175
7410	Copper foil (whether or not printed or backed with paper, paperboard, plastics or similar backing materials), of a thickness (excluding any backing) not exceeding 0.15 mm.	1,393,255.11	13,091,096	600,488,571	13,801,540
741011	Foil (not backed with paper, paperboard, plastics or similar backing materials), of a thickness (excluding any backing) not exceeding 0.15 mm, of refined copper	457,415.23	5,811,435	266,570,522	6,042,016
	GERMANY	6,045.88	70,847	3,249,752	77,151
	HONG KONG, CHINA	58.58	931	42,705	998
	INDIA	38,425.87	269,720	12,372,056	275,271
	ITALY	24,996.62	176,121	8,078,670	183,288
	JAPAN	355,004.07	4,897,222	224,635,573	5,078,057
	MALAYSIA	561.52	5,814	266,688	6,653
	PEOPLE'S REPUBLIC OF CHINA	2,817.96	25,407	1,165,419	26,982
	REPUBLIC OF KOREA	3,564.31	27,773	1,273,948	28,501
	SINGAPORE	25,926.32	337,166	15,465,804	364,656
	SWITZERLAND	0.01	130	5,963	134
	TAIWAN (REP. OF CHINA)	13.25	243	11,146	259
	UNITED STATES OF AMERICA	0.84	61	2,798	66
741012	Foil (not backed with paper, paperboard, plastics or similar backing materials), of a thickness (excluding any backing) not exceeding 0.15 mm, of copper alloys	135,665.99	896,724	41,132,729	934,353
	GERMANY	7,364.75	50,955	2,337,306	52,896
	HONG KONG, CHINA	63.92	2,629	120,592	2,698
	INDIA	76,577.16	429,978	19,723,091	445,664
	NETHERLANDS	4,447.01	26,375	1,209,821	27,412
	PEOPLE'S REPUBLIC OF CHINA	11,164.77	52,666	2,415,789	54,788
	REPUBLIC OF KOREA	35,760.55	324,483	14,884,035	341,013
	TAIWAN (REP. OF CHINA)	287.83	9,638	442,095	9,882
741021	Foil (backed with paper, paperboard, plastics or similar backing materials), of a thickness (excluding any backing) not exceeding 0.15 mm, of refined copper	535,686.79	3,766,198	172,755,503	4,120,451
	HONG KONG, CHINA	131,045.33	972,410	44,604,447	1,027,462
	JAPAN	28,655.03	411,970	18,897,064	472,845
	MACAU	3,069.72	12,778	586,127	15,553
	NETHERLANDS	2,143.71	18,674	856,576	18,736
	PEOPLE'S REPUBLIC OF CHINA	13,756.34	77,831	3,570,109	90,668
	REPUBLIC OF KOREA	22,942.75	188,554	8,648,972	211,853
	SINGAPORE	1,100.94	7,806	358,061	8,055
	TAIWAN (REP. OF CHINA)	332,941.08	2,076,081	95,229,835	2,275,051
	THAILAND	31.89	94	4,312	228

TABLE 8 - Continued

PSCC CODE	COMMODITY AND COUNTRY OF ORIGIN	GROSS WEIGHT (GK)	FOB VALUE		CIF DOLLARS
			DOLLARS	PESOS	
741022	Foil (backed with paper, paperboard, plastics or similar backing materials), of a thickness (excluding any backing) not exceeding 0.15 mm, of copper alloys	264,487.10	2,616,739	120,029,817	2,704,720
	HONG KONG, CHINA	0.87	327	14,999	353
	INDIA	53,689.61	235,225	10,789,771	241,486
	JAPAN	171,842.28	2,051,414	94,098,360	2,121,210
	PEOPLE'S REPUBLIC OF CHINA	38,828.63	328,804	15,082,239	340,602
	REPUBLIC OF KOREA	63.28	283	12,981	301
	TAIWAN (REP. OF CHINA)	36.61	372	17,064	433
	UNITED STATES OF AMERICA	25.82	314	14,403	335
7411	Copper tubes and pipes.	3,135,263.98	17,487,490	802,151,166	18,173,222
741110	Tubes and pipes, of refined copper	2,214,279.95	12,186,393	558,989,846	12,601,248
	HONG KONG, CHINA	19,236.75	131,968	6,053,372	136,279
	ITALY	9,982.19	94,426	4,331,321	96,636
	JAPAN	19,589.07	93,690	4,297,560	96,930
	MALAYSIA	335,871.06	2,029,761	93,105,137	2,160,276
	PEOPLE'S REPUBLIC OF CHINA	1,512,791.48	7,703,721	353,369,682	7,908,852
	REPUBLIC OF KOREA	229,938.46	1,455,144	66,747,455	1,500,271
	SINGAPORE	30,031.35	252,247	11,570,570	262,578
	TAIWAN (REP. OF CHINA)	7,735.09	58,264	2,672,570	59,332
	THAILAND	49,069.68	366,481	16,810,483	379,320
	UNITED ARAB EMIRATES, N.E.S.	14.27	93	4,266	97
	UNITED STATES OF AMERICA	20.55	598	27,430	677
741121	Tubes and pipes, of copper-zinc base alloys (brass)	195,222.44	708,434	32,495,867	740,583
	HONG KONG, CHINA	21,190.28	28,324	1,299,222	30,168
	JAPAN	9,268.85	84,758	3,887,849	87,178
	PEOPLE'S REPUBLIC OF CHINA	101,507.10	394,444	18,093,146	414,565
	REPUBLIC OF KOREA	44,865.73	61,576	2,824,491	64,327
	SINGAPORE	221.75	879	40,320	904
	TAIWAN (REP. OF CHINA)	13,437.47	76,178	3,494,285	80,039
	UNITED STATES OF AMERICA	4,731.26	62,275	2,856,554	63,402
741122	Tubes and pipes, of copper-nickel base alloys (cupro-nickel) or copper-nickel-zinc base alloys (nickel silver)	243,507.22	1,776,057	81,467,734	1,880,059
	HONG KONG, CHINA	17,792.53	175,163	8,034,727	182,370
	INDIA	51,085.52	353,408	16,210,825	365,107
	JAPAN	81.33	1,651	75,731	1,778
	PEOPLE'S REPUBLIC OF CHINA	131,187.06	911,036	41,789,221	985,332
	REPUBLIC OF KOREA	23,843.38	204,407	9,376,149	212,785
	TAIWAN (REP. OF CHINA)	19,517.37	130,311	5,977,366	132,603
	UNITED STATES OF AMERICA	0.03	81	3,715	84
741129	Tubes and pipes, of other copper alloys	482,254.37	2,816,606	129,197,719	2,951,332
	AUSTRALIA	54,932.11	369,439	16,946,167	387,853
	BELGIUM	49.07	1,476	67,704	1,712
	GERMANY	421.56	18,810	862,815	20,123
	HONG KONG, CHINA	444.81	3,254	149,261	3,467
	ITALY	1,705.11	15,932	730,801	16,560
	JAPAN	14,201.31	222,718	10,216,075	239,019
	MALAYSIA	93,022.66	992,381	45,520,516	1,033,094
	PEOPLE'S REPUBLIC OF CHINA	213,090.53	888,709	40,765,082	925,315
	REPUBLIC OF KOREA	23,706.96	61,813	2,835,362	69,548
	SINGAPORE	63.92	272	12,477	289
	SPAIN	16,370.68	17,680	810,982	18,605
	TAIWAN (REP. OF CHINA)	769.14	19,296	885,108	20,636
	TURKEY	30.76	553	25,366	590
	UNITED STATES OF AMERICA	8,008.63	80,924	3,711,984	86,923
	VIETNAM	55,437.12	123,349	5,658,019	127,598
7412	Copper tube or pipe fittings (for example, couplings, elbows, sleeves).	1,566,012.90	9,153,168	419,855,820	9,497,751
741210	Tube or pipe fittings (for example, couplings, elbows, sleeves), of refined copper	445,803.08	1,764,973	80,959,312	1,839,993

TABLE 8 - Continued

PSCC CODE	COMMODITY AND COUNTRY OF ORIGIN	GROSS WEIGHT (GK)	FOB VALUE		CIF DOLLARS
			DOLLARS	PESOS	
	HONG KONG, CHINA	59.52	2,806	128,711	2,883
	JAPAN	7,540.39	72,605	3,330,391	85,012
	MALAYSIA	6,836.41	13,637	625,529	14,651
	PEOPLE'S REPUBLIC OF CHINA	266,450.41	980,271	44,965,031	1,016,224
	REPUBLIC OF KOREA	161,466.92	606,703	27,829,467	626,853
	SINGAPORE	767.96	19,978	916,391	22,603
	TAIWAN (REP. OF CHINA)	2,319.21	38,057	1,745,675	39,240
	THAILAND	29.21	108	4,954	119
	UK OF GREAT BRITAIN AND N. IRELAND	257.68	23,454	1,075,835	24,101
	UNITED STATES OF AMERICA	75.37	7,354	337,328	8,307
741220	Tube or pipe fittings (for example, couplings, elbows, sleeves), of copper alloys	1,120,209.82	7,388,195	338,896,508	7,657,758
	AUSTRALIA	39,824.89	151,934	6,969,213	152,779
	BELGIUM	898.09	24,681	1,132,117	24,944
	GERMANY	15,569.95	245,858	11,277,507	257,695
	HONG KONG, CHINA	1,272.13	7,306	335,127	7,783
	ITALY	2,386.48	12,220	560,532	13,178
	JAPAN	714,532.26	4,848,491	222,400,282	5,030,773
	MALAYSIA	2,376.79	7,939	364,162	8,192
	NETHERLANDS	80.41	9,074	416,224	10,015
	PEOPLE'S REPUBLIC OF CHINA	292,712.47	1,472,455	67,541,511	1,525,414
	REPUBLIC OF KOREA	750.30	8,611	394,987	10,089
	SINGAPORE	22,333.31	136,112	6,243,458	141,866
	SLOVENIA	0.55	53	2,431	66
	SPAIN	37.51	230	10,550	403
	SWEDEN	0.83	57	2,615	61
	SWITZERLAND	10.99	195	8,945	250
	TAIWAN (REP. OF CHINA)	25,157.63	80,151	3,676,526	82,768
	THAILAND	243.71	4,242	194,581	4,618
	TURKEY	77.11	14,083	645,987	14,110
	UK OF GREAT BRITAIN AND N. IRELAND	5.98	114	5,229	143
	UNITED ARAB EMIRATES, N.E.S.	0.87	85	3,899	94
	UNITED STATES OF AMERICA	1,937.56	364,304	16,710,625	372,517
7413	Stranded wire, cables, plaited bands and the like, of copper, not electrically insulated.	725,914.17	3,579,972	164,213,313	3,932,475
741300	Stranded wire, cables, plaited bands and the like, of copper, not electrically insulated	725,914.17	3,579,972	164,213,313	3,932,475
	AUSTRALIA	11.29	277	12,706	377
	FRANCE	2,711.15	61,413	2,817,014	61,500
	GERMANY	11,723.67	111,799	5,128,220	116,673
	HONG KONG, CHINA	442,195.33	1,846,519	84,699,826	2,106,241
	INDONESIA	6,014.74	118,867	5,452,429	119,091
	JAPAN	6,031.28	42,924	1,968,923	46,530
	MEXICO	165,880.98	885,721	40,628,022	936,519
	NETHERLANDS	316.06	539	24,724	565
	PEOPLE'S REPUBLIC OF CHINA	59,075.27	249,710	11,454,198	261,073
	REPUBLIC OF KOREA	5,736.27	27,490	1,260,966	29,362
	SINGAPORE	530.94	5,309	243,524	5,751
	SPAIN	59.80	1,530	70,181	1,663
	TAIWAN (REP. OF CHINA)	7,243.00	40,252	1,846,359	42,116
	UK OF GREAT BRITAIN AND N. IRELAND	77.48	1,083	49,677	1,157
	UNITED STATES OF AMERICA	10,704.81	126,317	5,794,161	141,237
	VIETNAM	7,602.10	60,222	2,762,383	62,620
7414	Cloth (including endless bands), grill and netting, of copper wire; expanded metal of copper.	644,582.71	5,080,479	233,041,574	5,344,009
741420	Cloth (including endless bands), of copper wire	644,582.71	5,080,479	233,041,574	5,344,009
	AUSTRALIA	35.52	1,064	48,806	1,208
	BELGIUM	103.23	1,009	46,283	1,078
	CANADA	81.58	5,318	243,937	5,536
	FRANCE	95.70	35,114	1,610,679	36,792
	GEORGIA	48.21	1,119	51,329	1,126
	HONG KONG, CHINA	331.40	3,041	139,491	3,478
	INDIA	16.78	255	11,697	265
	JAPAN	607,350.50	4,580,031	210,086,022	4,823,775
	MALAYSIA	23,283.67	251,501	11,536,351	265,106
	NETHERLANDS	116.81	547	25,091	563

TABLE 8 - Continued

PSCC CODE	COMMODITY AND COUNTRY OF ORIGIN	GROSS WEIGHT (GK)	FOB VALUE		CIF
			DOLLARS	PESOS	DOLLARS
	PEOPLE'S REPUBLIC OF CHINA	1,506.54	14,173	650,116	15,338
	REPUBLIC OF KOREA	6,553.71	44,803	2,055,114	44,913
	SINGAPORE	52.74	5,116	234,671	5,438
	TAIWAN (REP. OF CHINA)	388.87	19,175	879,557	20,670
	UK OF GREAT BRITAIN AND N. IRELAND	8.64	3,259	149,490	3,458
	UNITED STATES OF AMERICA	2,715.54	3,400	155,958	3,711
	VIETNAM	1,893.27	111,554	5,116,982	111,554
7415	Nails, tacks, drawing pins, staples (other than those of heading 83.05) and similar articles, of copper or of iron or steel with heads of copper; screws, bolts, nuts, screw hooks, rivets, cotters, cotter-pins, washers (including spring washers) and similar articles, of copper.				
		2,096,696.82	6,305,499	289,233,239	6,628,639
741510	Nails and tacks, drawing pins, staples and similar articles, of copper or of iron or steel with heads of copper	1,089,842.09	1,235,635	56,678,577	1,309,565
	BELGIUM	0.87	209	9,587	226
	GERMANY	32.83	5,386	247,056	5,685
	HONG KONG, CHINA	1,979.41	29,240	1,341,239	31,581
	ITALY	6,042.14	7,719	354,070	8,120
	JAPAN	38,598.30	136,795	6,274,787	145,334
	NETHERLANDS	148.61	214	9,816	227
	PEOPLE'S REPUBLIC OF CHINA	741,088.93	712,367	32,676,274	761,496
	REPUBLIC OF KOREA	874.82	4,846	222,286	5,005
	SINGAPORE	41,914.80	41,795	1,917,137	43,904
	TAIWAN (REP. OF CHINA)	258,668.71	287,419	13,183,910	297,871
	UNITED STATES OF AMERICA	492.67	9,645	442,415	10,116
741521	Washers (including spring washers), of copper	5,363.45	60,377	2,769,492	65,912
	GERMANY	225.67	5,271	241,781	5,724
	HONG KONG, CHINA	217.19	10,239	469,663	11,085
	ITALY	0.84	392	17,981	408
	JAPAN	2,933.34	17,448	800,340	18,541
	MALAYSIA	0.43	56	2,569	59
	NETHERLANDS	4.93	38	1,743	40
	PEOPLE'S REPUBLIC OF CHINA	928.29	9,575	439,205	10,269
	REPUBLIC OF KOREA	130.82	9,631	441,774	10,565
	SAUDI ARABIA	243.36	797	36,558	1,718
	SINGAPORE	428.03	2,229	102,244	2,484
	SPAIN	0.87	112	5,137	126
	SWITZERLAND	3.45	150	6,881	157
	UK OF GREAT BRITAIN AND N. IRELAND	0.89	81	3,715	97
	UNITED STATES OF AMERICA	245.34	4,358	199,901	4,639
741529	Other similar not threaded articles, of copper	21,381.15	814,762	37,373,131	847,574
	AUSTRALIA	0.73	43	1,972	51
	BELGIUM	45.80	1,697	77,841	1,844
	FRANCE	2.44	22	1,009	24
	GERMANY	1,188.13	49,259	2,259,510	50,978
	HONG KONG, CHINA	1,177.69	104,195	4,779,425	110,989
	HUNGARY	80.70	2,456	112,657	2,557
	ITALY	0.72	131	6,009	135
	JAMAICA (EXCLUDES CAYMAN IS., TURKS, CAICOS)	0.01	267	12,247	285
	JAPAN	14,026.55	97,730	4,482,875	100,701
	PEOPLE'S REPUBLIC OF CHINA	912.26	11,352	520,716	11,966
	REPUBLIC OF KOREA	688.14	15,223	698,279	15,704
	SINGAPORE	2,602.66	505,108	23,169,304	522,911
	SPAIN	11.66	95	4,358	103
	SWITZERLAND	393.10	20,382	934,922	21,808
	TAIWAN (REP. OF CHINA)	86.28	2,310	105,960	2,702
	THAILAND	21.45	1,552	71,190	1,638
	UK OF GREAT BRITAIN AND N. IRELAND	1.67	176	8,073	196
	UNITED STATES OF AMERICA	39.00	412	18,898	484
	VIETNAM	102.16	2,352	107,886	2,498
741533	Other threaded articles, of copper (screws, bolts and nuts, etc.)	921,769.16	3,490,078	160,089,879	3,667,512
	AUSTRALIA	4,844.89	13,109	601,310	13,795
	FRANCE	37.52	376	17,247	430
	GERMANY	1,388.82	69,288	3,178,241	73,958
	HONG KONG, CHINA	404.94	24,631	1,129,824	25,399

TABLE 8 - Continued

PSCC CODE	COMMODITY AND COUNTRY OF ORIGIN	GROSS WEIGHT (GK)	FOB VALUE		CIF
			DOLLARS	PESOS	DOLLARS
	INDONESIA	58.58	870	39,907	962
	ISRAEL	355.13	1,377	63,163	1,487
	JAPAN	252,258.42	1,209,418	55,476,004	1,260,823
	MALAYSIA	157.68	5,099	233,891	5,354
	NETHERLANDS	7.13	637	29,219	697
	PEOPLE'S REPUBLIC OF CHINA	77,880.59	440,548	20,207,937	467,568
	REPUBLIC OF KOREA	5,756.35	26,789	1,228,812	27,777
	SINGAPORE	14,518.86	94,834	4,350,036	105,067
	SPAIN	9.25	53	2,431	61
	SWEDEN	1.72	74	3,394	86
	SWITZERLAND	67.00	784	35,962	892
	TAIWAN (REP. OF CHINA)	560,949.24	1,564,097	71,745,129	1,642,264
	THAILAND	0.76	617	28,302	637
	UK OF GREAT BRITAIN AND N. IRELAND	6.11	167	7,660	178
	UNITED STATES OF AMERICA	739.49	34,011	1,560,085	36,685
	VIETNAM	2,326.68	3,299	151,325	3,392
741539	Other similar articles of copper, threaded	58,340.97	704,647	32,322,160	738,076
	BELGIUM	4.06	224	10,275	258
	DENMARK	2,986.07	16,635	763,047	18,134
	GERMANY	649.65	4,054	185,957	4,250
	HONG KONG, CHINA	1,909.43	167,973	7,704,922	178,216
	INDIA	4,107.33	8,734	400,629	8,741
	JAPAN	8,134.54	254,002	11,651,072	265,633
	MALAYSIA	56.97	7,119	326,549	7,623
	PEOPLE'S REPUBLIC OF CHINA	12,592.70	121,233	5,560,958	124,312
	REPUBLIC OF KOREA	2,549.82	20,837	955,793	21,461
	SINGAPORE	96.45	4,571	209,672	4,796
	SWITZERLAND	61.53	3,365	154,353	3,457
	TAIWAN (REP. OF CHINA)	25,074.68	90,229	4,138,804	94,700
	UK OF GREAT BRITAIN AND N. IRELAND	54.15	860	39,448	941
	UNITED STATES OF AMERICA	63.59	4,811	220,681	5,554
7416	Copper springs.	22,417.35	842,740	38,656,485	875,863
741600	Copper springs	22,417.35	842,740	38,656,485	875,863
	AUSTRALIA	28.37	252	11,559	266
	GERMANY	54.99	19,483	893,685	20,227
	HONG KONG, CHINA	557.11	26,355	1,208,904	26,852
	INDONESIA	1,657.37	16,607	761,763	17,333
	JAMAICA (EXCLUDES CAYMAN IS., TURKS, CAICOS)	47.32	132	6,055	141
	JAPAN	5,290.67	273,669	12,553,197	285,497
	MALAYSIA	34.16	5,490	251,826	6,143
	PEOPLE'S REPUBLIC OF CHINA	5,575.37	25,717	1,179,639	26,281
	REPUBLIC OF KOREA	884.30	357,417	16,394,718	370,680
	SIERRA LEONE	31.34	420	19,265	499
	SINGAPORE	5,965.37	85,124	3,904,638	88,347
	SWEDEN	20.84	547	25,091	568
	SWITZERLAND	4.66	1,010	46,329	1,010
	TAIWAN (REP. OF CHINA)	20.93	1,156	53,026	1,180
	THAILAND	1,871.79	20,326	932,354	21,093
	UK OF GREAT BRITAIN AND N. IRELAND	2.10	1,508	69,172	1,607
	UNITED STATES OF AMERICA	329.78	6,963	319,393	7,559
	VIETNAM	40.88	564	25,871	580
7417	Cooking or heating apparatus of a kind used for domestic purposes, non-electric, and parts thereof, of copper.	568,653.47	16,181,786	742,258,524	17,411,280
741700	Cooking or heating apparatus of a kind used for domestic purposes, non-electric, and parts thereof, of copper	568,653.47	16,181,786	742,258,524	17,411,280
	BELGIUM	19.00	1,657	76,007	1,789
	FRANCE	20.04	989	45,365	1,091
	GERMANY	61.28	2,892	132,656	3,322
	HONG KONG, CHINA	53,143.16	252,990	11,604,651	267,775
	INDIA	257.31	2,181	100,042	2,419
	ITALY	71.92	3,048	139,812	3,149
	JAPAN	188,043.10	13,729,965	629,793,495	14,833,861
	MALAYSIA	1,103.19	6,119	280,679	6,292
	PEOPLE'S REPUBLIC OF CHINA	41,387.85	557,425	25,569,085	589,707
	REPUBLIC OF KOREA	7,570.11	137,645	6,313,776	140,341
	SINGAPORE	10.97	859	39,402	951

TABLE 8 - Continued

PSCC CODE	COMMODITY AND COUNTRY OF ORIGIN	GROSS WEIGHT (GK)	FOB VALUE		CIF
			DOLLARS	PESOS	DOLLARS
	TAIWAN (REP. OF CHINA)	273,959.82	1,475,341	67,673,892	1,549,257
	THAILAND	2,769.86	7,368	337,970	7,605
	UNITED STATES OF AMERICA	235.86	3,307	151,692	3,721
7418	Table, kitchen or other household articles and parts thereof, of copper; pot scourers and scouring or polishing pads, gloves and the like, of copper; sanitary ware and parts thereof, of copper.	320,550.63	2,573,514	118,047,083	2,757,497
741811	Pot scourers and scouring or polishing pads, gloves and the like, of copper	1,187.30	471	21,604	524
	JAPAN	4.46	27	1,238	30
	PEOPLE'S REPUBLIC OF CHINA	1,182.84	444	20,366	494
741819	Table, kitchen or other household articles and parts thereof, of copper	27,333.79	88,642	4,066,007	96,419
	HONG KONG, CHINA	7.46	65	2,982	70
	INDIA	306.82	1,399	64,172	1,531
	INDONESIA	17.41	550	25,229	780
	ITALY	286.37	12,225	560,760	12,540
	JAPAN	8,021.09	5,627	258,110	6,363
	PEOPLE'S REPUBLIC OF CHINA	18,402.88	64,480	2,957,697	70,495
	REPUBLIC OF KOREA	43.94	376	17,247	440
	SLOVENIA	9.31	556	25,504	584
	SWITZERLAND	29.25	1,625	74,539	1,719
	TAIWAN (REP. OF CHINA)	48.32	320	14,678	342
	UK OF GREAT BRITAIN AND N. IRELAND	2.64	35	1,605	37
	UNITED STATES OF AMERICA	158.30	1,384	63,484	1,518
741820	Sanitary ware and parts thereof, of copper	292,029.54	2,484,401	113,959,472	2,660,554
	FRANCE	55.28	1,591	72,979	1,611
	GERMANY	13,902.34	86,474	3,966,562	93,336
	HONG KONG, CHINA	17.56	92	4,220	104
	INDIA	20.42	547	25,091	563
	ITALY	5,553.73	88,755	4,071,192	92,502
	JAPAN	201,413.76	1,736,596	79,657,658	1,885,324
	PEOPLE'S REPUBLIC OF CHINA	62,473.08	536,648	24,616,043	552,065
	REPUBLIC OF KOREA	266.34	1,358	62,291	1,437
	SINGAPORE	49.91	724	33,210	798
	SPAIN	27.22	714	32,751	744
	TAIWAN (REP. OF CHINA)	4,044.93	19,049	873,778	19,572
	THAILAND	3,998.83	9,015	413,518	9,567
	TURKEY	36.55	1,218	55,870	1,253
	UK OF GREAT BRITAIN AND N. IRELAND	16.68	1,046	47,980	1,097
	UNITED STATES OF AMERICA	152.91	574	26,329	581
7419	Other articles of copper.	2,508,205.05	16,301,247	747,738,201	17,143,703
741910	Chain and parts thereof, of copper	12,033.43	215,000	9,862,051	229,291
	AUSTRALIA	27.92	848	38,898	926
	GERMANY	126.68	22,839	1,047,625	25,076
	HONG KONG, CHINA	3.33	412	18,898	440
	INDIA	8.40	171	7,844	178
	INDONESIA	923.21	1,463	67,108	1,674
	ITALY	1.74	457	20,963	498
	JAPAN	72.23	2,449	112,336	2,821
	PEOPLE'S REPUBLIC OF CHINA	7,332.35	2,807	128,757	3,016
	REPUBLIC OF KOREA	10.38	3,460	158,710	3,806
	SINGAPORE	305.78	9,660	443,104	10,636
	SWEDEN	0.46	58	2,660	62
	SWITZERLAND	1.79	719	32,981	856
	THAILAND	349.64	323	14,816	345
	UK OF GREAT BRITAIN AND N. IRELAND	1.47	483	22,155	500
	UNITED STATES OF AMERICA	47.45	925	42,430	1,214
	VIETNAM	2,820.60	167,926	7,702,766	177,243
741991	Cast, moulded, stamped or forged, but not further worked, of copper	157,524.06	1,570,742	72,049,935	1,640,636
	BELGIUM	18.53	169	7,752	201
	FRANCE	4.08	187	8,578	199

TABLE 8 - Continued

PSCC CODE	COMMODITY AND COUNTRY OF ORIGIN	GROSS WEIGHT (GK)	FOB VALUE		CIF DOLLARS
			DOLLARS	PESOS	
	HONG KONG, CHINA	5.06	81	3,715	86
	INDIA	82.32	1,276	58,530	1,281
	INDONESIA	8.87	534	24,495	549
	ITALY	0.78	96	4,404	102
	JAPAN	778.99	6,739	309,118	7,041
	NETHERLANDS	8,552.38	140,379	6,439,184	147,786
	PEOPLE'S REPUBLIC OF CHINA	73,048.06	167,849	7,699,234	175,739
	SINGAPORE	1,364.74	72,275	3,315,254	74,462
	TAIWAN (REP. OF CHINA)	3,509.34	30,741	1,410,089	34,128
	THAILAND	540.49	75,576	3,466,671	75,732
	UNITED STATES OF AMERICA	58,243.74	392,262	17,993,058	411,982
	VIETNAM	11,366.68	682,578	31,309,853	711,348
741999	Other articles of copper, n.e.s.	2,338,647.56	14,515,505	665,826,215	15,273,776
	AUSTRALIA	40.42	3,873	177,655	4,102
	AUSTRIA	19.79	2,586	118,620	2,595
	BELGIUM	39.47	1,650	75,686	1,806
	CZECH REPUBLIC (CZECHOSLOVAKIA)	1.67	488	22,385	522
	DENMARK	71.58	32	1,468	42
	FRANCE	4,925.70	42,806	1,963,511	44,142
	GERMANY	4,931.03	70,780	3,246,678	75,216
	HONG KONG, CHINA	348,272.72	1,762,087	80,826,931	1,841,529
	INDIA	3,496.67	32,870	1,507,746	35,508
	INDONESIA	16,068.15	103,378	4,741,949	107,627
	ITALY	125.97	5,277	242,056	5,381
	JAPAN	221,394.71	1,849,321	84,828,355	1,993,780
	MALAYSIA	68,092.03	407,833	18,707,300	413,962
	NETHERLANDS	8,523.45	151,449	6,946,965	157,894
	PEOPLE'S REPUBLIC OF CHINA	541,808.44	4,058,573	186,166,744	4,256,884
	REPUBLIC OF KOREA	18,819.02	225,381	10,338,227	236,807
	SINGAPORE	6,295.60	65,379	2,998,935	70,054
	SPAIN	22.00	44	2,018	51
	SWITZERLAND	20.57	3,336	153,022	3,635
	TAIWAN (REP. OF CHINA)	1,035,910.60	5,389,398	247,211,686	5,642,202
	THAILAND	36,082.73	218,826	10,037,548	251,189
	TURKEY	5,510.51	2,647	121,418	3,015
	UK OF GREAT BRITAIN AND N. IRELAND	5.27	1,568	71,924	1,612
	UNITED STATES OF AMERICA	4,334.86	110,602	5,073,314	118,750
	VIETNAM	13,834.60	5,321	244,074	5,471
75	Nickel and articles thereof	900,781.74	16,552,838	759,278,683	17,995,191
7502	Unwrought nickel.	139,995.31	1,691,717	77,599,060	1,808,611
750210	Nickel, not alloyed, unwrought	71,533.50	946,252	43,404,580	984,768
	FRANCE	17,181.05	254,528	11,675,200	260,184
	HONG KONG, CHINA	15,456.61	169,951	7,795,652	182,077
	PEOPLE'S REPUBLIC OF CHINA	7,110.00	101,246	4,644,154	104,119
	REPUBLIC OF KOREA	1,690.73	21,824	1,001,067	22,640
	SINGAPORE	17,820.04	248,625	11,404,429	259,521
	TAIWAN (REP. OF CHINA)	12,275.07	150,078	6,884,078	156,227
750220	Nickel alloys, unwrought	68,461.81	745,465	34,194,480	823,843
	HONG KONG, CHINA	4,777.52	56,398	2,586,976	57,439
	JAPAN	0.43	46	2,110	49
	PEOPLE'S REPUBLIC OF CHINA	31,902.60	176,025	8,074,267	184,921
	TAIWAN (REP. OF CHINA)	31,747.13	497,662	22,827,756	565,400
	UK OF GREAT BRITAIN AND N. IRELAND	23.32	2,584	118,528	2,761
	UNITED STATES OF AMERICA	10.81	12,750	584,843	13,273
7504	Nickel powders and flakes.	153,321.92	8,400,188	385,316,623	9,092,030
750400	Nickel powders and flakes	153,321.92	8,400,188	385,316,623	9,092,030
	CANADA	8,717.79	144,097	6,609,729	153,626
	GERMANY	849.51	21,869	1,003,131	23,365
	JAPAN	251.71	6,477	297,100	6,686
	MALAYSIA	1,077.13	31,309	1,436,144	32,192
	PEOPLE'S REPUBLIC OF CHINA	101.01	5,285	242,423	5,502
	REPUBLIC OF KOREA	140,853.26	8,117,378	372,344,129	8,791,173
	SINGAPORE	1,008.33	67,767	3,108,472	72,981

TABLE 8 - Continued

PSCC CODE	COMMODITY AND COUNTRY OF ORIGIN	GROSS WEIGHT (GK)	FOB VALUE		CIF
			DOLLARS	PESOS	DOLLARS
	UK OF GREAT BRITAIN AND N. IRELAND	445.75	4,925	225,910	5,120
	UNITED STATES OF AMERICA	17.43	1,081	49,585	1,385
7505	Nickel bars, rods, profiles and wire.	33,544.78	1,608,960	73,802,997	1,697,172
750511	Bars, rods and profiles, of nickel, not alloyed	979.56	867,867	39,809,060	926,330
	GERMANY	129.84	31,162	1,429,401	32,528
	JAPAN	299.67	831,419	38,137,190	888,318
	REPUBLIC OF KOREA	22.10	117	5,367	129
	UNITED STATES OF AMERICA	527.95	5,169	237,102	5,355
750512	Bars, rods and profiles, of nickel alloys	56.22	27,527	1,262,664	28,564
	INDIA	44.35	687	31,513	694
	SWITZERLAND	11.87	26,840	1,231,151	27,870
750521	Wire, of nickel, not alloyed	9,337.34	208,921	9,583,206	213,548
	INDIA	7,029.94	110,375	5,062,901	111,549
	JAPAN	2,042.86	9,429	432,508	9,800
	REPUBLIC OF KOREA	187.25	13,473	618,007	14,024
	SINGAPORE	39.16	945	43,347	1,126
	SWITZERLAND	21.57	72,801	3,339,382	75,073
	UNITED STATES OF AMERICA	16.56	1,898	87,061	1,976
750522	Wire, of nickel alloys	23,171.66	504,645	23,148,067	528,730
	INDIA	8,682.83	119,741	5,492,520	122,266
	ITALY	0.52	36	1,651	39
	JAPAN	4,081.09	287,679	13,195,836	305,111
	PEOPLE'S REPUBLIC OF CHINA	3,006.10	65,507	3,004,806	68,043
	SINGAPORE	3.31	608	27,889	657
	TAIWAN (REP. OF CHINA)	7,385.89	25,424	1,166,199	26,575
	THAILAND	0.05	63	2,890	75
	UNITED STATES OF AMERICA	11.87	5,587	256,276	5,964
7506	Nickel plates, sheets, strip and foil.	3,636.24	254,498	11,673,824	281,364
750610	Plates, sheets, strip and foil, of nickel, not alloyed	250.91	18,049	827,908	19,312
	GERMANY	32.91	2,894	132,748	3,468
	JAPAN	216.87	11,878	544,844	12,400
	UNITED STATES OF AMERICA	1.13	3,277	150,316	3,444
750620	Plates, sheets, strip and foil, of nickel alloys	3,385.33	236,449	10,845,916	262,052
	FRANCE	87.89	5,470	250,909	6,367
	JAPAN	2,685.05	183,796	8,430,723	203,992
	MALAYSIA	231.29	1,306	59,906	1,359
	PEOPLE'S REPUBLIC OF CHINA	5.55	1,153	52,888	1,256
	REPUBLIC OF KOREA	92.74	6,437	295,265	6,533
	TAIWAN (REP. OF CHINA)	5.84	25,102	1,151,429	28,710
	UK OF GREAT BRITAIN AND N. IRELAND	67.27	2,344	107,519	2,843
	UNITED STATES OF AMERICA	209.70	10,841	497,277	10,992
7507	Nickel tubes, pipes and tube or pipe fittings (for example, couplings, elbows, sleeves).	243,244.59	2,506,836	114,988,567	2,852,841
750711	Tubes and pipes, of nickel, not alloyed	1,575.48	2,383	109,308	2,579
	JAPAN	19.13	180	8,257	206
	PEOPLE'S REPUBLIC OF CHINA	460.64	721	33,072	824
	SINGAPORE	1,095.71	1,482	67,979	1,549
750712	Tubes and pipes, of nickel alloys	203,872.70	2,262,023	103,758,995	2,599,297
	JAPAN	197,128.97	1,908,484	87,542,161	2,235,479
	PEOPLE'S REPUBLIC OF CHINA	397.59	6,989	320,585	7,186
	SINGAPORE	94.69	265	12,156	579
	UK OF GREAT BRITAIN AND N. IRELAND	17.13	798	36,604	821
	UNITED STATES OF AMERICA	6,234.32	345,487	15,847,489	355,232
750720	Tube or pipe fittings	37,796.41	242,430	11,120,264	250,965

TABLE 8 - Continued

PSCC CODE	COMMODITY AND COUNTRY OF ORIGIN	GROSS WEIGHT (GK)	FOB VALUE		CIF
			DOLLARS	PESOS	DOLLARS
	GERMANY	0.51	191	8,761	203
	JAPAN	35,206.44	62,693	2,875,728	65,795
	PEOPLE'S REPUBLIC OF CHINA	426.59	51,591	2,366,479	53,584
	SINGAPORE	14.84	110	5,046	124
	TAIWAN (REP. OF CHINA)	2,144.54	127,410	5,844,297	130,780
	UNITED STATES OF AMERICA	3.49	435	19,953	479
7508	Other articles of nickel.	327,038.90	2,090,639	95,897,612	2,263,173
750810	Cloth, grill and netting, of nickel wire	11,152.82	65,867	3,021,319	71,612
	JAPAN	4.12	42	1,927	50
	SINGAPORE	517.81	5,705	261,688	6,473
	TAIWAN (REP. OF CHINA)	1,140.31	1,597	73,254	1,717
	UNITED STATES OF AMERICA	9,490.58	58,523	2,684,450	63,372
750890	Other articles of nickel, n.e.s.	315,886.08	2,024,772	92,876,293	2,191,561
	AUSTRALIA	2.10	1,119	51,329	1,165
	CANADA	2.41	661	30,320	680
	FINLAND	16.93	3,016	138,344	3,099
	FRANCE	1,558.84	64,179	2,943,891	67,262
	GERMANY	39.07	9,251	424,343	9,686
	HONG KONG, CHINA	15,979.77	88,188	4,045,184	95,161
	INDIA	249.28	3,194	146,509	3,198
	JAPAN	32,669.21	584,188	26,796,704	627,915
	NETHERLANDS	24.09	2,386	109,445	2,584
	NORWAY	2,651.68	42,338	1,942,044	50,788
	PEOPLE'S REPUBLIC OF CHINA	191,734.72	914,722	41,958,298	990,954
	REPUBLIC OF KOREA	6,126.00	14,587	669,106	26,301
	SINGAPORE	413.66	2,750	126,142	3,060
	SWITZERLAND	12.08	2,055	94,263	2,338
	TAIWAN (REP. OF CHINA)	60,563.02	253,043	11,607,083	265,949
	THAILAND	0.57	551	25,274	573
	UK OF GREAT BRITAIN AND N. IRELAND	793.78	9,305	426,820	9,930
	UNITED ARAB EMIRATES, N.E.S.	3.92	774	35,504	866
	UNITED STATES OF AMERICA	3,044.95	28,465	1,305,690	30,052
76	Aluminium and articles thereof	191,207,112.26	399,345,078	18,317,958,737	424,622,538
7601	Unwrought aluminium.	85,588,911.48	74,869,779	3,434,276,763	79,625,206
760110	Aluminum, not alloyed, unwrought	4,930,125.64	9,743,628	446,940,216	11,730,448
	AUSTRALIA	16,794.94	42,260	1,938,466	44,656
	HONG KONG, CHINA	18,254.03	50,106	2,298,362	51,573
	JAPAN	231.41	1,369	62,796	1,466
	MALAYSIA	3,306,238.06	6,537,032	299,853,658	8,369,462
	NEW ZEALAND	41,187.44	76,295	3,499,652	81,515
	PEOPLE'S REPUBLIC OF CHINA	90,024.44	157,463	7,222,827	183,847
	REPUBLIC OF KOREA	199,253.30	458,087	21,012,451	464,055
	TAIWAN (REP. OF CHINA)	86,315.78	169,194	7,760,929	173,544
	UK OF GREAT BRITAIN AND N. IRELAND	20,794.69	48,594	2,229,007	50,866
	UNITED ARAB EMIRATES, N.E.S.	1,150,962.98	2,201,602	100,987,483	2,307,545
	UNITED STATES OF AMERICA	68.57	1,626	74,585	1,919
760120	Aluminum alloys, unwrought	80,658,785.84	65,126,151	2,987,336,547	67,894,758
	ANGOLA	141,383.45	224,054	10,277,357	265,611
	BAHRAIN	822,596.46	899,590	41,264,193	935,067
	CAMEROON	42,804.33	74,908	3,436,030	79,914
	GERMANY	12.53	366	16,788	369
	HONG KONG, CHINA	746,298.42	1,518,338	69,646,164	1,605,172
	INDONESIA	520,105.83	1,071,279	49,139,568	1,188,215
	ITALY	259.66	161	7,385	189
	JAPAN	248,794.24	682,380	31,300,771	716,949
	MALAYSIA	6,830,089.03	12,060,487	553,214,539	12,547,155
	PEOPLE'S REPUBLIC OF CHINA	57,635,826.42	21,419,217	982,499,484	21,878,328
	QATAR	2,345,713.59	5,310,142	243,576,214	5,444,149
	REPUBLIC OF KOREA	478,443.94	978,306	44,874,896	1,012,944
	RUSSIAN FEDERATION	359,245.32	640,997	29,402,532	679,374
	SAUDI ARABIA	88,759.14	183,868	8,434,025	196,676
	SWEDEN	17,942.46	102,493	4,701,354	114,301

TABLE 8 - Continued

PSCC CODE	COMMODITY AND COUNTRY OF ORIGIN	GROSS WEIGHT (GK)	FOB VALUE		CIF DOLLARS
			DOLLARS	PESOS	
	TAIWAN (REP. OF CHINA)	3,156,691.91	5,927,426	271,891,031	6,567,680
	THAILAND	37,860.78	84,985	3,898,262	92,183
	UK OF GREAT BRITAIN AND N. IRELAND	142,644.16	189,459	8,690,484	195,397
	UNITED ARAB EMIRATES, N.E.S.	6,957,662.39	13,638,527	625,599,233	14,251,439
	UNITED STATES OF AMERICA	497.36	42,472	1,948,191	44,962
	VIETNAM	85,154.42	76,696	3,518,046	78,684
7602	Aluminium waste and scrap.	328,293.32	422,048	19,359,342	465,376
760200	Aluminum waste and scrap	328,293.32	422,048	19,359,342	465,376
	FRANCE	38,990.25	61,215	2,807,932	63,722
	HONG KONG, CHINA	20,372.50	8,149	373,795	8,379
	INDIA	16,117.66	82,766	3,796,476	97,203
	PEOPLE'S REPUBLIC OF CHINA	23,108.61	48,488	2,224,145	49,603
	REPUBLIC OF KOREA	14,900.39	5,960	273,385	6,204
	TAIWAN (REP. OF CHINA)	48,568.46	31,641	1,451,373	34,894
	THAILAND	34,462.09	38,382	1,760,582	41,383
	UK OF GREAT BRITAIN AND N. IRELAND	17,729.48	29,165	1,337,799	34,253
	UNITED STATES OF AMERICA	64,023.95	63,485	2,912,057	74,251
	VIETNAM	50,019.93	52,797	2,421,798	55,484
7603	Aluminium powders and flakes.	231,090.45	837,709	38,425,713	911,686
760310	Aluminum powders, of non-lamellar structure	154,430.78	470,581	21,585,551	509,282
	BELGIUM	256.37	1,561	71,603	1,746
	GERMANY	24,382.59	59,030	2,707,706	62,605
	INDIA	78,407.30	273,771	12,557,876	291,007
	JAPAN	7,449.92	41,214	1,890,486	42,377
	NETHERLANDS	22,862.39	55,648	2,552,574	69,613
	PEOPLE'S REPUBLIC OF CHINA	21,017.37	36,313	1,665,677	38,652
	SINGAPORE	52.96	2,887	132,427	3,118
	UNITED STATES OF AMERICA	1.88	157	7,202	164
760320	Aluminum powders, of lamellar structure; flakes	76,659.67	367,128	16,840,162	402,404
	GERMANY	30,250.40	132,675	6,085,802	143,259
	JAPAN	30,161.57	176,176	8,081,193	197,174
	SINGAPORE	1.53	25	1,147	26
	SWEDEN	14,644.73	55,927	2,565,372	59,174
	TAIWAN (REP. OF CHINA)	1,595.69	1,456	66,787	1,506
	UNITED STATES OF AMERICA	5.75	869	39,861	1,265
7604	Aluminium bars, rods and profiles.	21,808,193.25	53,551,296	2,456,397,947	57,464,623
760410	Bars, rods and profiles, of aluminum, not alloyed	4,869,796.47	10,091,074	462,877,566	10,779,621
	AUSTRALIA	139,195.25	382,028	17,523,624	391,982
	FRANCE	32.35	3,018	138,436	3,155
	GERMANY	65,940.75	24,599	1,128,357	26,179
	HONG KONG, CHINA	50,005.53	111,073	5,094,918	117,988
	INDIA	0.83	185	8,486	194
	INDONESIA	30,837.35	62,679	2,875,086	66,833
	ITALY	3,332.07	18,261	837,632	19,325
	JAMAICA (EXCLUDES CAYMAN IS., TURKS, CAICOS)	1.80	64	2,936	75
	JAPAN	112,647.95	412,247	18,909,770	435,148
	MALAYSIA	1,377,871.59	2,988,114	137,064,789	3,107,137
	NETHERLANDS	108.44	10,196	467,691	10,200
	PEOPLE'S REPUBLIC OF CHINA	2,515,429.98	4,416,179	202,570,131	4,843,963
	REPUBLIC OF KOREA	83,485.82	153,667	7,048,706	161,721
	SINGAPORE	9,871.60	101,567	4,658,878	109,130
	SPAIN	9,809.23	2,421	111,051	2,813
	SWEDEN	5.87	220	10,091	228
	SWITZERLAND	0.19	228	10,458	237
	TAIWAN (REP. OF CHINA)	184,280.70	557,393	25,567,617	594,299
	THAILAND	273,304.50	783,099	35,920,751	820,784
	TURKEY	2,415.40	1,652	75,777	1,658
	UK OF GREAT BRITAIN AND N. IRELAND	43.64	7,747	355,355	8,227
	UNITED ARAB EMIRATES, N.E.S.	1,510.17	4,025	184,627	4,291
	UNITED STATES OF AMERICA	3,831.29	50,362	2,310,105	53,997
	VIETNAM	5,834.17	50	2,294	57
760421	Hollow profiles, of aluminum alloys	5,981,101.08	14,486,486	664,495,110	15,300,293

TABLE 8 - Continued

PSCC CODE	COMMODITY AND COUNTRY OF ORIGIN	GROSS WEIGHT (GK)	FOB VALUE		CIF
			DOLLARS	PESOS	DOLLARS
	CZECH REPUBLIC (CZECHOSLOVAKIA)	93.38	557	25,550	580
	GERMANY	6,192.17	58,239	2,671,423	59,216
	HONG KONG, CHINA	38,437.88	45,528	2,088,369	47,597
	HUNGARY	369.29	2,468	113,207	2,536
	INDONESIA	8,954.29	9,599	440,306	10,413
	JAPAN	653.42	9,405	431,407	9,936
	NETHERLANDS	585.78	6,959	319,209	9,615
	PEOPLE'S REPUBLIC OF CHINA	5,625,132.21	13,675,419	627,291,469	14,450,871
	REPUBLIC OF KOREA	286,914.29	603,928	27,702,177	630,485
	SINGAPORE	6,154.69	28,819	1,321,927	29,679
	SPAIN	296.69	4,688	215,038	4,888
	SWITZERLAND	68.93	4,636	212,653	5,295
	TAIWAN (REP. OF CHINA)	90.44	1,080	49,540	1,111
	THAILAND	2,023.25	4,566	209,443	4,824
	TURKEY	90.54	466	21,375	479
	UK OF GREAT BRITAIN AND N. IRELAND	1,175.21	6,863	314,806	7,332
	UNITED ARAB EMIRATES, N.E.S.	735.46	3,368	154,490	4,003
	UNITED STATES OF AMERICA	688.22	17,783	815,706	19,206
	VIETNAM	2,444.94	2,115	97,015	2,227
760429	Bars, rods and profiles (excluding hollow profiles), of aluminum alloys	10,957,295.70	28,973,736	1,329,025,271	31,384,709
	AUSTRALIA	39,930.33	226,050	10,368,914	236,479
	AUSTRIA	77.69	794	36,421	826
	BULGARIA	31.64	607	27,843	648
	CANADA	4.24	36	1,651	42
	DENMARK	51.64	1,047	48,026	1,119
	FINLAND	10,728.89	220,810	10,128,554	231,348
	FRANCE	30.21	56	2,569	67
	GABON	20,788.57	36,380	1,668,751	37,406
	GERMANY	10,612.74	61,278	2,810,822	63,297
	HONG KONG, CHINA	325,500.01	1,445,892	66,323,066	1,547,406
	HUNGARY	321.50	2,148	98,529	2,207
	INDIA	326,682.34	1,081,338	49,600,974	1,119,298
	INDONESIA	620,531.91	1,321,074	60,597,665	1,347,588
	ITALY	506.65	26,917	1,234,683	27,819
	JAPAN	61,108.96	391,686	17,966,637	416,212
	MALAYSIA	324,814.45	1,140,999	52,337,624	1,172,313
	NETHERLANDS	75.75	1,252	57,429	1,349
	PEOPLE'S REPUBLIC OF CHINA	8,065,670.66	18,243,721	836,839,482	20,048,356
	POLAND	35.98	4,814	220,818	5,056
	REPUBLIC OF KOREA	192,288.28	412,079	18,902,064	446,235
	SINGAPORE	95,890.38	289,738	13,290,282	312,974
	TAIWAN (REP. OF CHINA)	517,279.29	2,102,456	96,439,657	2,251,627
	THAILAND	125,207.57	596,986	27,383,747	632,356
	UK OF GREAT BRITAIN AND N. IRELAND	21,982.65	165,266	7,580,751	171,808
	UNITED ARAB EMIRATES, N.E.S.	2,361.43	11,931	547,275	12,199
	UNITED STATES OF AMERICA	165,843.49	1,172,723	53,792,804	1,282,044
	VIETNAM	28,938.45	15,658	718,233	16,630
7605	Aluminium wire.	2,282,769.24	5,096,382	233,771,046	5,323,239
760511	Wire, of aluminum, not alloyed, of which the maximum cross-sectional dimension exceeds 7 mm	2,050,484.84	4,363,934	200,173,654	4,515,137
	AUSTRALIA	1,072,019.63	2,185,440	100,246,133	2,276,307
	FRANCE	31.33	1,937	88,850	2,255
	INDONESIA	678,764.83	1,410,458	64,697,708	1,443,175
	JAPAN	11.01	257	11,789	283
	MALAYSIA	447.32	23,263	1,067,074	24,489
	PEOPLE'S REPUBLIC OF CHINA	8,069.39	20,278	930,152	21,055
	REPUBLIC OF KOREA	49,873.85	90,550	4,153,529	92,680
	SINGAPORE	10,347.53	81,332	3,730,699	82,659
	THAILAND	230,872.37	546,318	25,059,607	567,859
	UNITED STATES OF AMERICA	47.58	4,101	188,113	4,375
760519	Wire, of aluminum, not alloyed, n.e.s.	60,052.09	150,502	6,903,527	159,525
	AUSTRALIA	17,504.06	37,972	1,741,776	39,200
	CZECH REPUBLIC (CZECHOSLOVAKIA)	82.46	1,132	51,925	1,210
	HONG KONG, CHINA	924.75	929	42,613	983
	INDONESIA	7,192.20	20,629	946,252	21,588

TABLE 8 - Continued

PSCC CODE	COMMODITY AND COUNTRY OF ORIGIN	GROSS WEIGHT (GK)	FOB VALUE		CIF
			DOLLARS	PESOS	DOLLARS
	MALAYSIA	59.78	4,723	216,644	5,168
	PEOPLE'S REPUBLIC OF CHINA	30,657.47	24,428	1,120,512	27,157
	SINGAPORE	2,873.62	26,903	1,234,041	28,144
	UNITED STATES OF AMERICA	757.75	33,786	1,549,764	36,075
760521	Wire, of aluminum alloys, of which the maximum cross-sectional dimension exceeds 7 mm	2,692.61	8,891	407,830	9,449
	PEOPLE'S REPUBLIC OF CHINA	995.66	1,837	84,263	1,956
	REPUBLIC OF KOREA	1,696.95	7,054	323,567	7,493
760529	Wire, of aluminum alloys, n.e.s.	169,539.70	573,055	26,286,035	639,128
	FRANCE	26.37	6,672	306,045	7,363
	HONG KONG, CHINA	5,078.83	3,696	169,536	4,106
	INDONESIA	6,572.31	5,921	271,596	6,228
	JAPAN	225.17	2,286	104,859	2,731
	MALAYSIA	26.06	1,000	45,870	1,084
	PEOPLE'S REPUBLIC OF CHINA	113,595.09	406,978	18,668,081	457,932
	REPUBLIC OF KOREA	11,693.53	45,301	2,077,957	47,152
	SINGAPORE	451.66	3,987	182,884	4,448
	TAIWAN (REP. OF CHINA)	984.18	1,827	83,805	1,884
	UNITED STATES OF AMERICA	30,886.50	95,387	4,375,402	106,200
7606	Aluminium plates, sheets and strip, of a thickness exceeding 0.2 mm.	16,271,416.15	43,827,507	2,010,367,748	45,767,672
760611	Rectangular (including square) plates, sheets and strip, of a thickness exceeding 0.2 mm, of aluminum, not alloyed	1,940,576.07	5,247,262	240,691,908	5,543,373
	AUSTRALIA	21,656.06	77,022	3,532,999	87,671
	GERMANY	203.06	11,067	507,643	11,425
	INDIA	1,210.54	8,246	378,244	8,252
	INDONESIA	148,343.07	236,566	10,851,283	243,910
	ITALY	159.42	1,918	87,979	2,193
	JAPAN	16,615.88	211,660	9,708,844	220,575
	MALAYSIA	30,360.06	64,039	2,937,469	64,130
	PEOPLE'S REPUBLIC OF CHINA	1,452,356.60	2,663,362	122,168,415	2,806,009
	REPUBLIC OF KOREA	173,905.35	1,622,017	74,401,920	1,695,102
	SINGAPORE	984.01	18,578	852,173	20,282
	TAIWAN (REP. OF CHINA)	94,341.67	324,366	14,878,668	374,659
	UK OF GREAT BRITAIN AND N. IRELAND	116.94	497	22,797	499
	UNITED STATES OF AMERICA	323.41	7,924	363,474	8,666
760612	Rectangular (including square) plates, sheets and strip, of a thickness exceeding 0.2 mm, of aluminum alloys	11,102,629.04	29,135,866	1,336,462,175	30,318,005
	AUSTRALIA	196,986.29	851,845	39,074,130	948,706
	CANADA	11,589.79	40,143	1,841,359	41,275
	GERMANY	28,054.92	261,571	11,998,262	271,816
	HONG KONG, CHINA	18,374.94	54,108	2,481,933	57,983
	INDIA	126,523.10	209,775	9,622,380	214,446
	INDONESIA	30,228.56	79,261	3,635,702	84,559
	ITALY	54,850.19	170,047	7,800,056	177,856
	JAPAN	393,358.34	1,501,568	68,876,925	1,600,443
	MALAYSIA	5,298.19	40,636	1,863,973	42,591
	NETHERLANDS	7.38	1,352	62,016	1,360
	NORWAY	39.06	1,533	70,319	1,596
	PEOPLE'S REPUBLIC OF CHINA	6,965,584.94	14,481,508	664,266,772	14,990,206
	REPUBLIC OF KOREA	2,378,210.62	7,940,555	364,233,259	8,204,057
	RUSSIAN FEDERATION	217,261.09	814,358	37,354,601	861,027
	SINGAPORE	274,939.79	1,026,148	47,069,410	1,050,332
	SPAIN	13.34	232	10,642	248
	SWITZERLAND	20.92	584	26,788	624
	TAIWAN (REP. OF CHINA)	282,025.71	999,256	45,835,873	1,060,175
	THAILAND	78,941.89	468,604	21,494,866	484,411
	UK OF GREAT BRITAIN AND N. IRELAND	17,842.31	117,041	5,368,670	134,211
	UKRAINE (UKRAINIAN S.S.R.)	16,806.29	26,265	1,204,776	28,374
	UNITED ARAB EMIRATES, N.E.S.	8.50	834	38,256	882
	UNITED STATES OF AMERICA	5,662.88	48,642	2,231,207	60,827
760691	Plates, sheets and strip, other than rectangular (including square), of a thickness exceeding 0.2 mm, of aluminum, not alloyed	666,773.72	1,760,974	80,775,877	1,852,293

TABLE 8 - Continued

PSCC CODE	COMMODITY AND COUNTRY OF ORIGIN	GROSS WEIGHT (GK)	FOB VALUE		CIF
			DOLLARS	PESOS	DOLLARS
	AUSTRALIA	60.82	364	16,697	529
	INDONESIA	6,525.64	20,030	918,776	20,991
	JAPAN	139,020.35	184,610	8,468,061	204,482
	MALAYSIA	9,859.90	13,285	609,383	14,193
	PEOPLE'S REPUBLIC OF CHINA	154,670.99	241,169	11,062,422	254,426
	REPUBLIC OF KOREA	169,300.61	389,773	17,878,887	406,349
	SINGAPORE	11,272.07	6,627	303,980	7,379
	TAIWAN (REP. OF CHINA)	6,798.07	27,768	1,273,718	29,011
	THAILAND	169,265.27	877,348	40,243,953	914,933
760692	Plates, sheets and strip, other than rectangular (including square), of a thickness exceeding 0.2 mm, of aluminum alloys	2,561,437.32	7,683,405	352,437,788	8,054,001
	ANGOLA	183,377.40	296,568	13,603,574	334,109
	AUSTRALIA	160,277.81	684,446	31,395,538	726,044
	BELGIUM	14,683.68	306,045	14,038,284	308,787
	CONGO, REP. OF	36,275.98	52,600	2,412,762	57,120
	GERMANY	33,818.42	184,022	8,441,090	193,407
	HONG KONG, CHINA	86,851.43	206,533	9,473,668	214,462
	ITALY	28.32	494	22,660	528
	JAPAN	215,946.44	1,097,162	50,326,821	1,138,689
	LITHUANIA	16,722.25	28,748	1,318,671	28,748
	MALAYSIA	32,513.15	145,155	6,658,260	150,794
	NETHERLANDS	325.56	38,401	1,761,454	39,973
	PEOPLE'S REPUBLIC OF CHINA	1,210,071.94	2,509,641	115,117,233	2,603,533
	REPUBLIC OF KOREA	167,232.11	458,487	21,030,798	482,525
	RUSSIAN FEDERATION	72,619.50	128,568	5,897,414	152,221
	SINGAPORE	16,914.09	170,264	7,810,010	184,428
	SLOVENIA	5.09	28	1,284	31
	SWITZERLAND	23.42	199	9,128	235
	TAIWAN (REP. OF CHINA)	214,769.99	834,545	38,280,580	877,074
	THAILAND	16,573.61	102,019	4,679,612	106,635
	UK OF GREAT BRITAIN AND N. IRELAND	11,220.73	90,295	4,141,831	95,145
	UKRAINE (UKRAINIAN S.S.R.)	16,768.16	26,038	1,194,363	27,819
	UNITED STATES OF AMERICA	54,418.24	323,147	14,822,753	331,694
7607	Aluminium foil (whether or not printed or backed with paper, paperboard, plastics or similar backing materials) of a thickness (excluding any backing) not exceeding 0.2 mm.	22,654,620.05	74,463,163	3,415,625,291	77,570,734
760711	Aluminum foil, not backed with paper, paperboard, plastics or similar backing materials, rolled but not further worked, of a thickness not exceeding 0.2 mm	3,074,179.31	7,315,455	335,559,921	7,715,529
	AUSTRALIA	982.43	12,548	575,577	15,465
	INDONESIA	17,614.43	55,773	2,558,308	56,576
	ITALY	1,285.39	10,549	483,883	13,466
	JAPAN	483.26	5,820	266,963	9,145
	MALAYSIA	24,260.57	70,847	3,249,752	74,401
	NEW ZEALAND	19.97	193	8,853	266
	PEOPLE'S REPUBLIC OF CHINA	2,549,579.80	5,797,534	265,932,885	6,124,028
	REPUBLIC OF KOREA	446,053.59	1,220,690	55,993,050	1,267,006
	TAIWAN (REP. OF CHINA)	28,637.67	90,544	4,153,253	95,651
	THAILAND	4,777.20	44,869	2,058,141	52,429
	UK OF GREAT BRITAIN AND N. IRELAND	139.33	620	28,439	671
	UNITED STATES OF AMERICA	345.67	5,468	250,817	6,425
760719	Aluminum foil, not backed with paper, paperboard, plastics or similar backing materials, other than item 760711, of a thickness not exceeding 0.2 mm	1,904,618.14	6,093,206	279,495,359	6,358,143
	AUSTRALIA	416.37	2,742	125,776	2,957
	AUSTRIA	46,367.34	358,908	16,463,110	375,429
	BELGIUM	1.66	99	4,541	106
	DENMARK	2,354.67	14,336	657,592	14,962
	FRANCE	28,381.51	266,113	12,206,603	279,333
	GERMANY	3,144.15	31,537	1,446,602	32,271
	HONG KONG, CHINA	6,148.83	36,882	1,691,777	40,905
	INDIA	23,598.78	59,273	2,718,853	62,841
	INDONESIA	4,149.15	27,117	1,243,857	29,714
	JAPAN	44,854.18	171,567	7,869,778	186,299
	MALAYSIA	23,049.06	70,843	3,249,568	75,023
	NETHERLANDS	1.51	367	16,834	393

TABLE 8 - Continued

PSCC CODE	COMMODITY AND COUNTRY OF ORIGIN	GROSS WEIGHT (GK)	FOB VALUE		CIF DOLLARS
			DOLLARS	PESOS	
	PEOPLE'S REPUBLIC OF CHINA	1,516,803.98	4,197,225	192,526,711	4,369,510
	REPUBLIC OF KOREA	100,693.54	328,119	15,050,819	338,048
	SINGAPORE	827.29	7,679	352,236	8,148
	SLOVENIA	2,103.71	3,842	176,233	4,311
	TAIWAN (REP. OF CHINA)	26,381.04	117,466	5,388,165	125,116
	THAILAND	62,599.39	315,514	14,472,627	320,276
	UNITED STATES OF AMERICA	2,374.16	53,330	2,446,247	57,182
	VIETNAM	10,367.82	30,247	1,387,430	35,319
760720	Aluminum foil, backed with paper, paperboard, plastics or similar backing materials, of a thickness not exceeding 0.2 mm	17,675,822.60	61,054,502	2,800,570,011	63,497,062
	AUSTRALIA	1,060.66	7,971	365,630	8,124
	AUSTRIA	73,551.96	606,679	27,828,366	616,501
	CANADA	5,618.85	39,892	1,829,846	41,361
	DENMARK	845.58	1,024	46,971	1,179
	FRANCE	6,812.07	62,286	2,857,059	64,138
	GERMANY	144,466.82	500,169	22,942,752	550,752
	HONG KONG, CHINA	34,934.39	92,330	4,235,178	97,505
	INDIA	63,511.23	145,406	6,669,773	149,357
	INDONESIA	42,551.50	195,047	8,946,806	208,513
	ITALY	29,250.91	112,493	5,160,054	117,314
	JAPAN	79,171.62	342,631	15,716,485	375,923
	MALAYSIA	4,174,675.19	13,199,688	605,469,688	13,584,553
	MEXICO	82,182.18	285,922	13,115,242	306,022
	NETHERLANDS	424.08	8,159	374,253	11,100
	PAKISTAN, ISLAMIC REP. OF	15,622.97	35,793	1,641,825	85,495
	PEOPLE'S REPUBLIC OF CHINA	4,958,559.24	11,827,861	542,543,985	12,264,247
	REPUBLIC OF KOREA	1,062,871.62	4,705,531	215,842,707	4,856,403
	SINGAPORE	3,845,749.23	14,094,843	646,530,449	14,802,998
	SWITZERLAND	59,648.86	220,805	10,128,325	234,191
	TAIWAN (REP. OF CHINA)	102,726.89	247,946	11,373,283	251,259
	THAILAND	2,616,515.82	13,535,325	620,865,358	14,066,461
	UK OF GREAT BRITAIN AND N. IRELAND	28.39	1,118	51,283	1,138
	UNITED ARAB EMIRATES, N.E.S.	533.98	759	34,815	856
	UNITED STATES OF AMERICA	19,312.67	60,091	2,756,375	63,333
	VIETNAM	255,195.89	724,733	33,243,503	738,339
7608	Aluminium tubes and pipes.	1,748,083.47	5,973,405	274,000,086	6,385,428
760810	Tubes and pipes, of aluminum, not alloyed	1,129,176.17	4,206,308	192,943,348	4,492,154
	AUSTRALIA	1,489.21	7,830	359,162	8,365
	BELGIUM	62.64	1,091	50,044	1,594
	CANADA	3,164.19	22,883	1,049,643	25,072
	DEMOCRATIC PEOPLE'S REP. OF KOREA	11,907.93	17,379	797,175	17,869
	GERMANY	661.99	20,691	949,096	23,419
	INDIA	32.50	250	11,468	268
	INDONESIA	39,268.00	134,364	6,163,277	142,341
	ITALY	21,936.74	77,444	3,552,356	82,930
	JAPAN	10,626.46	100,879	4,627,320	108,307
	MALAYSIA	291.67	575	26,375	614
	PEOPLE'S REPUBLIC OF CHINA	167,100.38	276,183	12,668,514	289,566
	REPUBLIC OF KOREA	520,354.82	1,487,135	68,214,882	1,584,775
	SINGAPORE	1,624.45	15,480	710,068	16,034
	TAIWAN (REP. OF CHINA)	20,574.39	100,042	4,588,927	104,280
	TURKEY	93,263.40	315,406	14,467,673	333,465
	UNITED STATES OF AMERICA	236,817.40	1,628,676	74,707,368	1,753,255
760820	Tubes and pipes, of aluminum alloys	618,907.30	1,767,097	81,056,738	1,893,274
	AUSTRALIA	153.00	170	7,798	182
	BELGIUM	3,535.11	26,734	1,226,289	30,024
	CANADA	77.32	4,620	211,919	4,746
	GERMANY	729.47	3,381	155,086	3,645
	HONG KONG, CHINA	33,858.37	65,554	3,006,962	70,545
	INDONESIA	12,290.97	31,377	1,439,263	36,447
	ITALY	363.18	3,077	141,142	4,339
	JAPAN	44,920.60	154,714	7,096,731	171,604
	MALAYSIA	8,575.89	194,885	8,939,375	199,232
	MEXICO	4.42	176	8,073	178
	PEOPLE'S REPUBLIC OF CHINA	285,937.34	454,157	20,832,182	484,354
	REPUBLIC OF KOREA	92,369.39	376,281	17,260,009	412,175
	SINGAPORE	9,487.80	10,152	465,672	10,280

TABLE 8 - Continued

PSCC CODE	COMMODITY AND COUNTRY OF ORIGIN	GROSS WEIGHT (GK)	FOB VALUE		CIF
			DOLLARS	PESOS	DOLLARS
	TAIWAN (REP. OF CHINA)	109,289.91	261,707	12,004,500	274,062
	THAILAND	1,743.87	44,068	2,021,399	44,835
	UK OF GREAT BRITAIN AND N. IRELAND	2,449.01	1,853	84,997	1,904
	UNITED STATES OF AMERICA	13,113.57	133,339	6,116,260	143,868
	VIETNAM	8.08	852	39,081	854
7609	Aluminium tube or pipe fittings (for example, couplings, elbows, sleeves).	1,172,349.14	3,571,328	163,816,815	3,745,974
760900	Aluminium tube or pipe fittings (for example, couplings, elbows, sleeves)	1,172,349.14	3,571,328	163,816,815	3,745,974
	AUSTRALIA	26,561.36	189,196	8,678,421	198,602
	BELGIUM	351.19	12,443	570,760	13,463
	BRUNEI DARUSSALAM	2,526.65	504	23,118	536
	CANADA	186.63	344	15,779	408
	FRANCE	87.99	3,207	147,105	3,933
	GERMANY	493.02	4,038	185,223	4,082
	HONG KONG, CHINA	1,501.67	18,213	835,430	18,976
	INDIA	5.97	8,918	409,069	9,540
	INDONESIA	1,996.61	137,913	6,326,069	146,956
	ITALY	184.47	7,249	332,512	8,316
	JAPAN	497,643.78	846,631	38,834,964	863,908
	MALAYSIA	9,791.54	172,851	7,928,675	186,089
	NETHERLANDS	40.86	2,865	131,418	3,057
	PEOPLE'S REPUBLIC OF CHINA	511,054.41	1,664,542	76,352,542	1,744,645
	REPUBLIC OF KOREA	29,398.77	59,506	2,729,540	64,960
	SINGAPORE	3,339.56	114,670	5,259,913	125,787
	SWITZERLAND	928.21	10,511	482,140	10,997
	TAIWAN (REP. OF CHINA)	83,429.42	233,582	10,714,406	251,729
	THAILAND	740.05	8,230	377,510	8,535
	UK OF GREAT BRITAIN AND N. IRELAND	3.70	2,634	120,822	2,652
	UNITED STATES OF AMERICA	2,082.66	73,251	3,360,023	78,771
	VIETNAM	0.62	30	1,376	32
7610	Aluminium structures (excluding prefabricated buildings of heading 94.06) and parts of structures (for example, bridges and bridge-sections, towers, lattice masts, roofs, roofing frameworks, doors and windows and their frames and thresholds for doors, balustrades, pillars and columns); aluminium plates, rods, profiles, tubes and the like, prepared for use in structures.	21,142,765.19	69,198,818	3,174,149,784	75,481,736
761010	Doors, windows and their frames and thresholds for doors, of aluminum	9,760,595.57	25,222,650	1,156,962,956	29,115,274
	AUSTRALIA	1,588.45	21,071	966,527	22,447
	BELGIUM	742.76	19,162	878,961	19,368
	BRUNEI DARUSSALAM	2,921.52	7,272	333,567	7,796
	CANADA	5,022.77	12,163	557,917	14,148
	FRANCE	17,305.66	8,992	412,463	9,658
	GERMANY	10,814.09	84,644	3,882,620	85,980
	HONG KONG, CHINA	251,321.15	468,056	21,469,729	510,744
	INDONESIA	174.97	131	6,009	150
	ITALY	41.48	670	30,733	766
	JAPAN	748,351.74	6,038,078	276,966,638	6,405,901
	MALAYSIA	2,395.90	15,905	729,562	16,812
	PEOPLE'S REPUBLIC OF CHINA	8,360,769.44	13,566,735	622,306,134	16,679,623
	REPUBLIC OF KOREA	47,158.95	184,864	8,479,712	196,677
	SINGAPORE	39,370.55	1,520,490	69,744,876	1,622,647
	SWITZERLAND	208.20	3,701	169,765	3,954
	TAIWAN (REP. OF CHINA)	89,461.59	446,856	20,497,285	490,726
	THAILAND	56,281.38	407,143	18,675,649	422,623
	UK OF GREAT BRITAIN AND N. IRELAND	14,190.82	22,229	1,019,644	22,916
	UNITED STATES OF AMERICA	58,455.95	2,311,870	106,045,477	2,495,959
	VIETNAM	54,018.20	82,618	3,789,688	86,379
761090	Aluminum structures and parts, n.e.s., aluminum rods, plates and the like	11,382,169.62	43,976,168	2,017,186,828	46,366,462
	AUSTRALIA	38,481.55	108,590	4,981,023	118,415
	BELGIUM	1,818.98	13,065	599,292	15,921
	BRUNEI DARUSSALAM	56,827.39	61,695	2,829,950	65,921
	CANADA	6,790.74	49,497	2,270,427	51,947
	DEMOCRATIC PEOPLE'S REP. OF KOREA	2,665.38	2,322	106,510	2,579

TABLE 8 - Continued

PSCC CODE	COMMODITY AND COUNTRY OF ORIGIN	GROSS WEIGHT (GK)	FOB VALUE		CIF DOLLARS
			DOLLARS	PESOS	
	DENMARK	195.69	272	12,477	403
	FINLAND	11.10	310	14,220	332
	FRANCE	16,278.33	143,967	6,603,766	150,614
	GERMANY	146,274.20	1,626,382	74,602,142	1,815,897
	GUAM	4,542.06	9,306	426,866	9,352
	HONG KONG, CHINA	232,069.57	1,124,696	51,589,806	1,227,032
	INDIA	44,712.34	79,011	3,624,234	85,218
	INDONESIA	8,604.97	20,703	949,647	21,419
	ITALY	29,690.96	136,377	6,255,613	140,479
	JAPAN	1,541,993.82	15,073,631	691,427,454	15,714,987
	MALAYSIA	131,006.65	351,672	16,131,195	371,313
	NETHERLANDS	4,576.17	44,624	2,046,902	52,158
	NEW ZEALAND	5,552.61	9,434	432,738	10,356
	NORWAY	149.80	5,878	269,624	6,119
	PEOPLE'S REPUBLIC OF CHINA	7,846,517.12	19,225,932	881,893,501	20,125,591
	POLAND	1,256.06	1,074	49,264	1,246
	QATAR	1,780.98	29,233	1,340,918	33,850
	REPUBLIC OF KOREA	298,829.05	788,804	36,182,440	905,755
	SINGAPORE	129,646.81	438,512	20,114,545	534,024
	SPAIN	32.78	1,215	55,732	1,270
	SWITZERLAND	3,061.79	52,774	2,420,744	53,309
	TAIWAN (REP. OF CHINA)	386,744.16	1,583,291	72,625,559	1,700,665
	THAILAND	149,410.43	861,428	39,513,703	912,558
	TURKEY	3,732.69	25,118	1,152,163	26,533
	UK OF GREAT BRITAIN AND N. IRELAND	1,641.79	20,719	950,381	21,337
	UNITED ARAB EMIRATES, N.E.S.	20,236.44	31,157	1,429,171	32,877
	UNITED STATES OF AMERICA	262,222.23	1,961,620	89,979,509	2,058,502
	VIETNAM	4,814.98	93,859	4,305,312	98,483
7611	Aluminium reservoirs, tanks, vats and similar containers, for any material (other than compressed or liquefied gas), of a capacity exceeding 300 l, whether or not lined or heat-insulated, but not fitted with mechanical or thermal equipment.	96,617.23	416,532	19,106,324	441,663
761100	Aluminum reservoirs, tanks, vats and similar containers, for any material (other than compressed or liquified gas), of a capacity exceeding 300 liters, whether or not lined or heat-insulated, but not fitted with mechanical or thermal equipment	96,617.23	416,532	19,106,324	441,663
	AUSTRALIA	13,232.62	86,585	3,971,654	86,620
	BELGIUM	2.07	23	1,055	29
	INDIA	15,073.70	61,994	2,843,665	62,044
	INDONESIA	598.51	2,856	131,005	2,936
	JAPAN	62.54	1,692	77,612	1,854
	MALAYSIA	44.97	7,995	366,731	8,542
	NETHERLANDS	73.09	22,769	1,044,414	22,771
	PEOPLE'S REPUBLIC OF CHINA	46,887.40	126,326	5,794,574	143,131
	REPUBLIC OF KOREA	11,243.50	45,040	2,065,985	46,813
	SINGAPORE	1,175.87	34,467	1,581,001	38,722
	SWEDEN	3.68	437	20,045	487
	THAILAND	220.99	12,388	568,238	12,756
	UNITED STATES OF AMERICA	7,998.29	13,960	640,345	14,958
7612	Aluminium casks, drums, cans, boxes and similar containers (including rigid or collapsible tubular containers), for any material (other than compressed or liquefied gas), of a capacity not exceeding 300 l, whether or not lined or heat-insulated, but not fitted with mechanical or thermal equipment.	2,302,991.46	13,333,729	611,618,151	14,881,793
761210	Collapsible tubular containers, of a capacity not exceeding 300 liters, of aluminum	161,857.69	1,505,521	69,058,248	1,633,053
	FINLAND	121.02	1,771	81,236	2,828
	HONG KONG, CHINA	10,501.54	27,406	1,257,113	28,640
	INDONESIA	19,251.01	98,923	4,537,598	112,697
	JAPAN	496.65	18,278	838,412	20,656
	PAKISTAN, ISLAMIC REP. OF	74,758.03	592,032	27,156,508	644,703
	PEOPLE'S REPUBLIC OF CHINA	25,600.07	143,121	6,564,960	151,224
	REPUBLIC OF KOREA	110.79	86	3,945	90
	THAILAND	30,960.06	623,569	28,603,110	671,858
	UNITED STATES OF AMERICA	58.52	335	15,366	357

TABLE 8 - Continued

PSCC CODE	COMMODITY AND COUNTRY OF ORIGIN	GROSS WEIGHT (GK)	FOB VALUE		CIF
			DOLLARS	PESOS	DOLLARS
761290	Casks, drums, cans, boxes and similar containers (including rigid or collapsible tubular containers), for any material (other than compressed or liquified gas), of a capacity not exceeding 300 liters, whether or not lined or heat-insulated, but not fitted with mechanical or thermal equipment, of aluminum	2,141,133.77	11,828,208	542,559,903	13,248,740
	CANADA	17.97	1,362	62,475	1,505
	GERMANY	57.90	26,722	1,225,738	26,799
	HONG KONG, CHINA	491.41	4,508	206,782	6,235
	INDIA	545.79	1,086	49,815	1,240
	INDONESIA	1,213,288.66	5,748,278	263,673,512	6,200,474
	ITALY	63,278.75	407,304	18,683,034	419,548
	JAPAN	80,427.39	884,298	40,562,750	1,477,487
	MALAYSIA	98,010.15	605,673	27,782,220	642,953
	MYANMAR, UNION OF (BURMA)	0.54	1,688	77,429	1,758
	PEOPLE'S REPUBLIC OF CHINA	89,597.10	275,161	12,621,635	297,544
	REPUBLIC OF KOREA	281,575.55	1,649,022	75,640,640	1,788,232
	SINGAPORE	84,783.95	782,180	35,878,596	865,782
	SOUTH AFRICA, REP. OF	30,253.83	109,224	5,010,105	116,552
	SPAIN	18.43	303	13,899	324
	SWEDEN	17.46	1,440	66,053	1,499
	SWITZERLAND	4,415.84	43,604	2,000,115	48,875
	TAIWAN (REP. OF CHINA)	1,841.61	7,524	345,127	7,955
	THAILAND	159,737.98	1,157,164	53,079,113	1,216,705
	TURKEY	1.68	62	2,844	115
	UNITED STATES OF AMERICA	27,269.75	93,513	4,289,441	98,615
	VIETNAM	5,502.03	28,092	1,288,580	28,543
7613	Aluminium containers for compressed or liquefied gas.	197,113.11	1,148,358	52,675,181	1,190,712
761300	Aluminum containers for compressed or liquified gas	197,113.11	1,148,358	52,675,181	1,190,712
	AUSTRALIA	0.87	665	30,504	967
	GERMANY	98.36	4,082	187,241	4,865
	INDIA	0.87	261	11,972	316
	JAPAN	160.14	1,731	79,401	1,872
	NETHERLANDS	12.70	1,705	78,208	1,843
	PEOPLE'S REPUBLIC OF CHINA	1,173.73	1,638	75,135	1,932
	REPUBLIC OF KOREA	39,973.09	25,642	1,176,199	27,479
	SINGAPORE	21,307.24	158,810	7,284,615	159,593
	TAIWAN (REP. OF CHINA)	467.52	1,500	68,805	1,653
	THAILAND	2,886.63	27,235	1,249,269	28,297
	UNITED STATES OF AMERICA	131,031.96	925,089	42,433,832	961,895
7614	Stranded wire, cables, plaited bands and the like, of aluminium, not electrically insulated.	6,356,961.72	18,431,325	845,444,876	19,130,227
761410	Stranded wire, cables, plaited bands and the like, of aluminum, not electrically insulated, with steel core	5,884,893.20	16,814,882	771,298,637	17,442,284
	AUSTRALIA	1,989.09	26,291	1,205,968	27,367
	DENMARK	1.47	832	38,164	834
	GERMANY	1.75	290	13,303	409
	HONG KONG, CHINA	146.25	15,983	733,140	16,931
	INDIA	8,848.16	20,374	934,555	21,208
	JAPAN	274.03	37,138	1,703,520	38,941
	PEOPLE'S REPUBLIC OF CHINA	5,234,353.32	11,466,939	525,988,492	11,894,307
	REPUBLIC OF KOREA	639,275.73	5,245,597	240,615,534	5,440,753
	TAIWAN (REP. OF CHINA)	3.40	1,438	65,961	1,534
761490	Other stranded wire, cables, plaited bands and the like, of aluminum, not electrically insulated	472,068.52	1,616,443	74,146,239	1,687,943
	AUSTRALIA	3,107.58	38,024	1,744,161	49,792
	BAHRAIN	16,185.33	41,604	1,908,375	43,308
	CANADA	2,171.48	24,910	1,142,622	29,743
	CZECH REPUBLIC (CZECHOSLOVAKIA)	19.64	2,253	103,345	2,617
	GERMANY	75.39	6,358	291,641	6,790
	HONG KONG, CHINA	263.69	8,330	382,097	8,888
	INDIA	19,797.78	74,433	3,414,242	76,923
	INDONESIA	59,948.05	376,722	17,280,238	393,303
	JAPAN	3,725.17	144,334	6,620,601	150,196
	PEOPLE'S REPUBLIC OF CHINA	336,761.87	763,895	35,039,864	773,748
	REPUBLIC OF KOREA	1,905.43	18,752	860,154	21,329

TABLE 8 - Continued

PSCC CODE	COMMODITY AND COUNTRY OF ORIGIN	GROSS WEIGHT (GK)	FOB VALUE		CIF DOLLARS
			DOLLARS	PESOS	
	SINGAPORE	182.37	4,858	222,836	5,103
	TAIWAN (REP. OF CHINA)	419.65	5,034	230,909	5,423
	THAILAND	25,792.57	93,662	4,296,276	106,716
	UK OF GREAT BRITAIN AND N. IRELAND	0.87	122	5,596	136
	UNITED STATES OF AMERICA	1,711.65	13,152	603,282	13,928
7615	Table, kitchen or other household articles and parts thereof, of aluminium; pot scourers and scouring or polishing pads, gloves and the like, of aluminium; sanitary ware and parts thereof, of aluminium.	2,524,013.59	8,794,660	403,411,052	9,171,324
761511	Pot scourers and scouring or polishing pads, gloves and the like, of aluminum	100,709.33	246,397	11,302,230	260,109
	AUSTRALIA	540.95	11,774	540,073	12,569
	HONG KONG, CHINA	3,456.52	5,429	249,028	5,629
	INDIA	9.14	54	2,477	64
	JAPAN	21.67	70,173	3,218,836	74,809
	PEOPLE'S REPUBLIC OF CHINA	86,867.02	145,654	6,681,149	151,804
	SOUTH AFRICA, REP. OF	8,579.49	6,821	312,879	8,113
	TAIWAN (REP. OF CHINA)	313.91	1,913	87,749	2,190
	UNITED STATES OF AMERICA	920.63	4,579	210,039	4,931
761519	Table, kitchen or other household articles and parts thereof, of aluminum	1,918,390.25	7,179,323	329,315,543	7,434,216
	AUSTRALIA	7,371.04	78,401	3,596,254	82,779
	AUSTRIA	2.50	3,830	175,682	3,932
	BRAZIL	1,074.56	4,715	216,277	5,043
	CANADA	8.70	4,542	208,342	4,646
	FRANCE	429.06	2,698	123,757	2,833
	GERMANY	150.60	3,539	162,334	4,858
	HONG KONG, CHINA	9,000.39	45,291	2,077,498	53,882
	INDIA	838.32	5,768	264,578	6,534
	INDONESIA	17,201.55	60,768	2,787,428	62,779
	ITALY	26,068.47	101,189	4,641,539	101,748
	JAPAN	9,305.34	51,393	2,357,397	53,561
	NETHERLANDS	24.39	229	10,504	257
	PEOPLE'S REPUBLIC OF CHINA	1,454,641.62	3,824,109	175,411,880	3,977,785
	REPUBLIC OF KOREA	292,068.31	2,351,468	107,861,837	2,411,250
	SINGAPORE	1,232.84	552	25,320	585
	SOUTH AFRICA, REP. OF	8,770.96	4,752	217,974	4,887
	SPAIN	7,699.10	23,037	1,056,707	23,154
	TAIWAN (REP. OF CHINA)	2,608.59	31,298	1,435,639	37,550
	THAILAND	26,644.73	88,104	4,041,330	88,610
	UK OF GREAT BRITAIN AND N. IRELAND	3.87	176	8,073	181
	UNITED ARAB EMIRATES, N.E.S.	1,803.90	2,828	129,720	3,116
	UNITED STATES OF AMERICA	24,665.05	271,473	12,452,466	280,961
	VIETNAM	26,776.36	219,163	10,053,007	223,285
761520	Sanitary ware and parts thereof, of aluminum	504,914.01	1,368,940	62,793,279	1,476,999
	AUSTRALIA	15,496.27	52,260	2,397,166	57,560
	FRANCE	143.61	1,725	79,126	1,842
	GERMANY	39.92	210	9,633	240
	HONG KONG, CHINA	11,475.69	79,552	3,649,050	82,495
	INDIA	215.68	1,268	58,163	1,564
	ITALY	15,171.84	37,104	1,701,960	43,988
	JAPAN	89.58	1,253	57,475	1,323
	NETHERLANDS	714.38	8,834	405,216	11,196
	NEW ZEALAND	711.90	791	36,283	1,023
	PEOPLE'S REPUBLIC OF CHINA	434,395.80	917,353	42,078,983	972,674
	REPUBLIC OF KOREA	120.19	611	28,027	655
	SINGAPORE	149.54	3,548	162,747	3,915
	TAIWAN (REP. OF CHINA)	6,386.74	5,554	254,762	6,278
	THAILAND	2,416.22	8,679	398,106	9,748
	UK OF GREAT BRITAIN AND N. IRELAND	5.85	324	14,862	342
	UNITED STATES OF AMERICA	17,380.80	249,874	11,461,720	282,156
7616	Other articles of aluminium.	6,500,923.41	25,409,039	1,165,512,618	27,065,145
761610	Nails, tacks, staples (other than those of heading No. 83.05), screws, bolts, nuts, screw hooks, rivets, cotters, cotter-pins, washers and similar articles, of aluminum	471,690.29	3,090,872	141,778,300	3,281,111

TABLE 8 - Continued

PSCC CODE	COMMODITY AND COUNTRY OF ORIGIN	GROSS WEIGHT (GK)	FOB VALUE		CIF
			DOLLARS	PESOS	DOLLARS
	BELGIUM	10.36	624	28,623	690
	BELIZE (BRITISH HONDURAS)	264.08	40	1,835	69
	CANADA	1,064.00	3,765	172,700	4,382
	DENMARK	1.05	48	2,202	51
	FINLAND	4,087.64	97,533	4,473,839	97,783
	FRANCE	661.69	48,117	2,207,126	51,566
	GERMANY	1,501.74	47,748	2,190,201	50,850
	HONG KONG, CHINA	13,202.58	251,767	11,548,553	272,104
	INDIA	374.82	23,652	1,084,917	24,997
	ITALY	12.90	147	6,743	157
	JAPAN	38,858.14	828,609	38,008,295	874,970
	MALAYSIA	8,203.76	13,057	598,925	14,302
	MEXICO	1.62	138	6,330	143
	NETHERLANDS	2,014.92	9,961	456,911	11,338
	NORWAY	102.13	43,678	2,003,510	43,728
	PEOPLE'S REPUBLIC OF CHINA	335,954.60	695,625	31,908,319	733,382
	POLAND	202.47	2,980	136,693	3,229
	REPUBLIC OF KOREA	1,284.08	13,382	613,832	28,477
	SINGAPORE	2,719.38	54,958	2,520,923	57,174
	SPAIN	11,270.16	68,730	3,152,645	71,565
	SWEDEN	86.16	6,852	314,301	6,877
	TAIWAN (REP. OF CHINA)	42,463.61	266,043	12,203,392	281,028
	THAILAND	583.02	13,797	632,868	15,096
	UK OF GREAT BRITAIN AND N. IRELAND	503.40	101,783	4,668,787	108,272
	UNITED ARAB EMIRATES, N.E.S.	41.86	272	12,477	284
	UNITED STATES OF AMERICA	6,195.08	497,127	22,803,216	528,135
	VIETNAM	25.04	439	20,137	462
761691	Cloth, grill, netting and fencing, of aluminum wire	1,086,609.63	1,075,384	49,327,864	1,121,053
	AUSTRALIA	4.88	42	1,927	52
	ITALY	20,468.18	13,546	621,355	15,128
	JAPAN	233.61	1,139	52,246	1,306
	MALAYSIA	8,137.47	137,848	6,323,088	144,911
	NETHERLANDS	163.03	2,800	128,436	2,992
	PEOPLE'S REPUBLIC OF CHINA	835,207.99	711,994	32,659,165	741,605
	REPUBLIC OF KOREA	117.63	1,129	51,787	1,275
	SPAIN	5,053.65	11,114	509,799	12,491
	TAIWAN (REP. OF CHINA)	213.58	2,454	112,565	2,540
	THAILAND	194,436.40	170,091	7,802,074	175,367
	UNITED STATES OF AMERICA	22,573.21	23,227	1,065,422	23,386
761699	Other articles, of aluminum, n.e.s.	4,942,623.49	21,242,783	974,406,454	22,662,981
	AUSTRALIA	20,292.71	29,693	1,362,018	32,298
	AUSTRIA	303.94	3,558	163,205	3,658
	BANGLADESH	37,439.08	212,841	9,763,017	224,529
	BELGIUM	271.44	4,638	212,745	4,876
	BRAZIL	2,838.86	56,316	2,583,215	58,038
	BRUNEI DARUSSALAM	6,172.77	5,870	269,257	6,245
	CANADA	351.50	12,510	573,833	13,356
	CUBA	24,897.44	464,868	21,323,495	477,102
	DENMARK	287.36	37,307	1,711,272	39,784
	FINLAND	8.82	25	1,147	27
	FRANCE	5,639.05	123,015	5,642,698	134,211
	GERMANY	34,394.87	436,759	20,034,135	463,281
	HONG KONG, CHINA	157,325.77	1,051,073	48,212,719	1,110,513
	INDIA	81,955.94	458,038	21,010,203	523,661
	INDONESIA	310.20	2,572	117,978	2,814
	ITALY	808.11	11,525	528,652	14,380
	JAPAN	537,633.32	3,024,341	138,726,522	3,340,784
	MACAU	11.65	28	1,284	30
	MALAYSIA	70,874.64	357,357	16,391,966	377,629
	MEXICO	40,717.83	48,040	2,203,595	51,577
	NETHERLANDS	1,185.56	129,955	5,961,035	140,806
	NEW ZEALAND	2,559.68	1,828	83,850	2,276
	NORWAY	6.70	263	12,064	273
	OMAN	21.76	322	14,770	336
	PEOPLE'S REPUBLIC OF CHINA	3,183,894.98	10,076,586	462,212,999	10,680,291
	POLAND	12.48	6,655	305,265	6,898
	REPUBLIC OF KOREA	219,381.87	1,246,676	57,185,028	1,298,405
	SINGAPORE	114,717.11	342,124	15,693,228	363,071
	SLOVENIA	20.05	203	9,312	212

TABLE 8 - Continued

PSCC CODE	COMMODITY AND COUNTRY OF ORIGIN	GROSS WEIGHT (GK)	FOB VALUE		CIF
			DOLLARS	PESOS	DOLLARS
	SOUTH AFRICA, REP. OF	2,304.75	15,018	688,876	17,177
	SPAIN	51,878.29	588,111	26,976,651	605,701
	SWEDEN	3,269.06	22,677	1,040,195	25,186
	SWITZERLAND	128.50	1,796	82,382	1,912
	TAIWAN (REP. OF CHINA)	123,211.07	899,424	41,256,578	988,952
	THAILAND	26,290.40	206,215	9,459,081	215,793
	TURKEY	0.90	934	42,843	1,112
	UK OF GREAT BRITAIN AND N. IRELAND	244.08	6,951	318,842	9,308
	UNITED ARAB EMIRATES, N.E.S.	823.81	2,845	130,500	3,303
	UNITED STATES OF AMERICA	93,207.29	676,200	31,017,294	732,832
	VIETNAM	96,929.85	677,626	31,082,705	690,344
78	Lead and articles thereof	17,140,984.97	38,162,062	1,750,493,789	40,053,469
7801	Unwrought lead.	16,078,555.55	30,151,120	1,383,031,877	31,352,694
780110	Refined lead, unwrought	11,706,281.01	22,117,132	1,014,512,845	22,952,708
	AUSTRALIA	39,951.52	240,892	11,049,716	246,684
	INDIA	159,444.36	332,689	15,260,444	367,563
	JAPAN	61,149.87	417,868	19,167,605	430,193
	MALAYSIA	8,879,619.68	16,446,131	754,384,029	17,077,530
	REPUBLIC OF KOREA	198,840.24	383,972	17,612,796	399,388
	TAIWAN (REP. OF CHINA)	1,311,913.81	2,164,147	99,269,423	2,216,177
	TURKEY	13,642.74	35,062	1,608,294	35,132
	UNITED STATES OF AMERICA	877,601.47	1,753,415	80,429,146	1,830,489
	VIETNAM	164,117.32	342,956	15,731,392	349,552
780191	Unrefined lead, containing by weight antimony as the principal other element, unwrought	2,201,103.82	3,500,938	160,588,027	3,646,786
	MALAYSIA	1,665,306.88	2,519,456	115,567,447	2,601,672
	TAIWAN (REP. OF CHINA)	121,163.46	187,432	8,597,506	196,703
	UNITED ARAB EMIRATES, N.E.S.	414,633.48	794,050	36,423,074	848,411
780199	Other unrefined lead and lead alloy, unwrought	2,171,170.72	4,533,050	207,931,005	4,753,200
	DEMOCRATIC PEOPLE'S REP. OF KOREA	345,238.94	684,962	31,419,207	713,706
	HONG KONG, CHINA	142.41	3,906	179,168	4,076
	JAPAN	54,929.62	476,773	21,869,578	512,959
	MALAYSIA	124,434.42	230,376	10,567,347	246,138
	REPUBLIC OF KOREA	71,129.72	143,594	6,586,657	150,094
	TAIWAN (REP. OF CHINA)	844,176.62	1,544,203	70,832,592	1,644,213
	UNITED STATES OF AMERICA	680,323.41	1,349,241	61,889,685	1,378,153
	VIETNAM	50,795.58	99,995	4,586,771	103,861
7802	Lead waste and scrap.	3,165.80	10,131	464,709	10,815
780200	Lead waste and scrap	3,165.80	10,131	464,709	10,815
	HONG KONG, CHINA	415.68	8,098	371,455	8,463
	PEOPLE'S REPUBLIC OF CHINA	2,750.12	2,033	93,254	2,352
7803	Lead bars, rods, profiles and wire.	194,175.82	2,649,897	121,550,777	2,859,428
780300	Lead bars, rods, profiles and wire	194,175.82	2,649,897	121,550,777	2,859,428
	AUSTRIA	10,417.80	1,209,082	55,460,591	1,263,844
	DENMARK	224.60	1,801	82,612	1,949
	FRANCE	3.02	409	18,761	437
	GERMANY	3,646.24	62,658	2,874,122	71,079
	HONG KONG, CHINA	6,250.65	72,599	3,330,116	75,675
	INDIA	48,858.09	131,547	6,034,061	136,934
	INDONESIA	84.78	2,217	101,694	2,340
	JAPAN	6,070.20	335,503	15,389,523	362,044
	MALAYSIA	3,370.49	21,257	975,059	22,519
	PEOPLE'S REPUBLIC OF CHINA	3,040.00	54,346	2,492,851	59,273
	REPUBLIC OF KOREA	73,139.35	542,154	24,868,604	635,666
	SINGAPORE	396.56	25,287	1,159,915	26,371
	TAIWAN (REP. OF CHINA)	4,798.24	116,823	5,358,671	126,873
	UNITED STATES OF AMERICA	56.39	9,183	421,225	9,393
	VIETNAM	33,819.41	65,031	2,982,972	65,031
7804	Lead plates, sheets, strip and foil; lead powders and flakes.	367,337.96	1,120,732	51,407,976	1,224,730

TABLE 8 - Continued

PSCC CODE	COMMODITY AND COUNTRY OF ORIGIN	GROSS WEIGHT (GK)	FOB VALUE		CIF
			DOLLARS	PESOS	DOLLARS
780411	Sheets, strip and foil, of a thickness (excluding any backing not exceeding 0.2 mm), of lead	303,282.59	456,641	20,946,122	482,294
	AUSTRALIA	28.74	577	26,467	624
	JAPAN	1,232.28	12,129	556,357	14,394
	PEOPLE'S REPUBLIC OF CHINA	79,138.92	35,567	1,631,458	36,629
	TAIWAN (REP. OF CHINA)	251.03	18,319	840,293	18,815
	UNITED STATES OF AMERICA	9.57	282	12,935	321
	VIETNAM	222,622.05	389,767	17,878,612	411,511
780419	Plates, sheets, strip and foil, of lead, n.e.s.	64,055.37	664,091	30,461,854	742,436
	FRANCE	1.08	144	6,605	221
	GERMANY	47.92	2,405	110,317	2,503
	HONG KONG, CHINA	6.09	962	44,127	962
	JAPAN	13,854.84	252,731	11,592,771	303,238
	REPUBLIC OF KOREA	747.89	1,220	55,961	1,282
	SINGAPORE	638.71	31,234	1,432,704	35,745
	TAIWAN (REP. OF CHINA)	22,223.13	146,481	6,719,083	160,138
	TURKEY	9,729.88	24,703	1,133,127	24,793
	UNITED STATES OF AMERICA	152.79	170,023	7,798,955	177,966
	VIETNAM	16,653.04	34,188	1,568,204	35,588
7805	Lead tubes, pipes and tube or pipe fittings (for example, couplings, elbows, sleeves).	117,485.19	284,061	13,029,879	306,547
780500	Lead tubes, pipes and tube or pipe fittings (for example, couplings, elbows, sleeves)	117,485.19	284,061	13,029,879	306,547
	AUSTRALIA	47.56	11,097	509,019	12,587
	JAPAN	38,015.52	194,332	8,914,009	209,476
	MALAYSIA	70,802.46	45,170	2,071,948	47,885
	PEOPLE'S REPUBLIC OF CHINA	3,906.98	16,941	777,084	19,293
	REPUBLIC OF KOREA	15.52	3,189	146,279	3,277
	SINGAPORE	4,674.93	3,750	172,013	4,104
	SWEDEN	12.50	250	11,468	263
	UK OF GREAT BRITAIN AND N. IRELAND	7.98	9,001	412,876	9,289
	UNITED STATES OF AMERICA	1.74	331	15,183	373
7806	Other articles of lead.	380,264.65	3,946,121	181,008,571	4,299,255
780600	Other articles of lead	380,264.65	3,946,121	181,008,571	4,299,255
	FRANCE	228.76	2,129	97,657	2,220
	GERMANY	283.26	7,723	354,254	7,997
	HONG KONG, CHINA	6,858.60	213,869	9,810,171	233,962
	INDONESIA	1,270.27	6,656	305,311	6,863
	JAPAN	292,123.73	3,156,044	144,767,738	3,457,548
	MALAYSIA	1,329.28	33,730	1,547,195	36,293
	PEOPLE'S REPUBLIC OF CHINA	2,318.75	55,595	2,550,143	58,576
	POLAND	5.13	552	25,320	575
	REPUBLIC OF KOREA	515.76	16,529	758,185	17,468
	SINGAPORE	34,216.95	78,234	3,588,594	83,316
	TAIWAN (REP. OF CHINA)	36,471.71	103,929	4,767,223	116,877
	THAILAND	3,200.94	15,273	700,573	16,157
	UK OF GREAT BRITAIN AND N. IRELAND	232.69	140,752	6,456,295	141,187
	UNITED STATES OF AMERICA	250.41	70,564	3,236,770	74,103
	VIETNAM	958.41	44,542	2,043,142	46,113
79	Zinc and articles thereof	15,798,786.69	38,566,531	1,769,046,776	39,790,968
7901	Unwrought zinc.	14,681,822.18	32,066,416	1,470,886,499	33,006,501
790111	Zinc, not alloyed, containing by weight 99.99% or more of zinc, unwrought	11,048,609.01	24,596,703	1,128,250,765	25,195,157
	AUSTRALIA	426,128.54	938,583	43,052,802	949,577
	CANADA	719,120.91	1,644,452	75,431,013	1,700,976
	DEMOCRATIC PEOPLE'S REP. OF KOREA	21,338.30	50,273	2,306,023	51,655
	GERMANY	5.50	83	3,807	91
	ITALY	0.47	583	26,742	606
	JAPAN	3,897,550.19	8,816,913	404,431,799	9,015,831
	KAZAKHSTAN	41,569.84	71,018	3,257,596	73,997

TABLE 8 - Continued

PSCC CODE	COMMODITY AND COUNTRY OF ORIGIN	GROSS WEIGHT (GK)	FOB VALUE		CIF
			DOLLARS	PESOS	DOLLARS
	MALAYSIA	74,759.82	184,497	8,462,877	184,561
	PEOPLE'S REPUBLIC OF CHINA	653,550.92	1,272,139	58,353,016	1,299,072
	PERU	83,539.48	201,289	9,233,126	201,452
	REPUBLIC OF KOREA	4,663,058.82	10,420,504	477,988,518	10,697,402
	SINGAPORE	328,711.15	708,023	32,477,015	726,277
	SWITZERLAND	82,852.89	91,566	4,200,132	91,674
	TAIWAN (REP. OF CHINA)	21,988.20	106,756	4,896,898	111,746
	UNITED STATES OF AMERICA	34,433.98	90,024	4,129,401	90,240
790112	Zinc, not alloyed, containing by weight less than 99.99% of zinc, unwrought	2,347,610.10	4,767,826	218,700,177	5,066,757
	JAPAN	1,808,993.01	3,760,427	172,490,786	4,011,819
	MYANMAR, UNION OF (BURMA)	73,195.83	116,414	5,339,910	123,193
	PEOPLE'S REPUBLIC OF CHINA	9,285.44	22,772	1,044,552	22,772
	POLAND	21,720.55	40,098	1,839,295	42,267
	REPUBLIC OF KOREA	50,297.62	119,231	5,469,126	128,561
	SINGAPORE	204,281.09	398,181	18,264,562	415,735
	TAIWAN (REP. OF CHINA)	142,547.11	251,691	11,545,066	260,384
	THAILAND	37,289.45	59,012	2,706,880	62,026
790120	Zinc alloys, unwrought	1,285,603.07	2,701,887	123,935,557	2,744,587
	GERMANY	4.98	49	2,248	110
	ITALY	2.50	1,605	73,621	1,694
	JAPAN	72,752.60	156,133	7,161,821	162,638
	PEOPLE'S REPUBLIC OF CHINA	29,723.65	40,199	1,843,928	42,169
	POLAND	1.45	507	23,256	541
	REPUBLIC OF KOREA	1,099,154.09	2,434,842	111,686,203	2,465,041
	SWITZERLAND	83,963.80	68,552	3,144,480	72,394
7902	Zinc waste and scrap.	874.50	1,166	53,484	1,245
790200	Zinc waste and scrap	874.50	1,166	53,484	1,245
	REPUBLIC OF KOREA	874.50	1,166	53,484	1,245
7903	Zinc dust, powders and flakes.	45,417.09	143,158	6,566,658	150,087
790310	Zinc dust	43,591.70	121,656	5,580,361	125,651
	FRANCE	11.13	96	4,404	106
	MALAYSIA	16,270.66	46,310	2,124,240	48,206
	SINGAPORE	27,308.27	75,223	3,450,479	77,309
	UK OF GREAT BRITAIN AND N. IRELAND	1.64	27	1,238	30
790390	Zinc powders and flakes	1,825.39	21,502	986,297	24,436
	GERMANY	1.75	76	3,486	88
	JAPAN	1,784.41	19,192	880,337	22,036
	UNITED STATES OF AMERICA	39.23	2,234	102,474	2,312
7904	Zinc bars, rods, profiles and wire.	66,180.02	229,408	10,522,944	249,516
790400	Bars, rods, profiles and wire, of zinc	66,180.02	229,408	10,522,944	249,516
	GERMANY	0.30	45	2,064	47
	HONG KONG, CHINA	1,250.56	10,305	472,690	11,440
	JAPAN	22,857.93	92,369	4,236,966	95,630
	PEOPLE'S REPUBLIC OF CHINA	29,438.43	83,274	3,819,778	85,365
	REPUBLIC OF KOREA	2,503.20	10,356	475,030	21,437
	SINGAPORE	1,622.14	6,656	305,311	7,026
	TAIWAN (REP. OF CHINA)	8,427.81	25,089	1,150,832	27,146
	UK OF GREAT BRITAIN AND N. IRELAND	24.81	890	40,824	950
	UNITED ARAB EMIRATES, N.E.S.	54.84	424	19,449	475
7905	Zinc plates, sheets, strip and foil.	46,615.81	3,855,987	176,874,124	3,994,659
790500	Plates, sheets, strip and foil, of zinc	46,615.81	3,855,987	176,874,124	3,994,659
	HONG KONG, CHINA	16,213.71	134,349	6,162,589	146,269
	MEXICO	10.80	59	2,706	168
	PEOPLE'S REPUBLIC OF CHINA	11,029.83	7,678	352,190	8,652
	REPUBLIC OF KOREA	1,784.09	5,722	262,468	6,230

TABLE 8 - Continued

PSCC CODE	COMMODITY AND COUNTRY OF ORIGIN	GROSS WEIGHT (GK)	FOB VALUE		CIF
			DOLLARS	PESOS	DOLLARS
	TAIWAN (REP. OF CHINA)	3,660.32	25,533	1,171,199	27,281
	THAILAND	520.36	19,403	890,016	22,079
	UNITED STATES OF AMERICA	13,396.70	3,663,243	168,032,956	3,783,980
7906	Zinc tubes, pipes and tube or pipe fittings (for example, couplings, elbows, sleeves).	671,245.39	647,322	29,692,660	673,028
790600	Zinc, tubes, pipes and tube or pipe fittings (for example, couplings, elbows, sleeves)	671,245.39	647,322	29,692,660	673,028
	GERMANY	1.79	121	5,550	129
	HONG KONG, CHINA	862.79	732	33,577	801
	INDIA	370.64	2,266	103,941	2,376
	JAPAN	32.37	346	15,871	396
	PEOPLE'S REPUBLIC OF CHINA	669,977.63	643,807	29,531,427	669,273
	UNITED STATES OF AMERICA	0.17	50	2,294	53
7907	Other articles of zinc.	286,631.70	1,623,074	74,450,407	1,715,932
790700	Other articles of zinc	286,631.70	1,623,074	74,450,407	1,715,932
	GERMANY	445.61	3,842	176,232	4,043
	HONG KONG, CHINA	21,536.19	720,450	33,047,042	754,078
	ITALY	394.83	8,220	377,052	8,566
	JAPAN	74,311.59	186,045	8,533,884	202,137
	MALAYSIA	51,880.42	131,555	6,034,428	146,363
	PEOPLE'S REPUBLIC OF CHINA	80,563.08	231,062	10,598,816	241,756
	REPUBLIC OF KOREA	19,225.13	127,813	5,862,781	133,582
	SINGAPORE	812.37	6,823	312,972	7,646
	SPAIN	0.83	25	1,147	37
	SWITZERLAND	15.20	103	4,725	120
	TAIWAN (REP. OF CHINA)	36,335.88	188,222	8,633,743	197,650
	THAILAND	801.66	4,588	210,452	4,790
	UK OF GREAT BRITAIN AND N. IRELAND	55.25	9,981	457,828	10,490
	UNITED ARAB EMIRATES, N.E.S.	1.72	61	2,798	64
	UNITED STATES OF AMERICA	251.94	4,284	196,507	4,610
80	Tin and articles thereof	12,702,527.20	26,721,519	1,225,716,078	28,759,018
8001	Unwrought tin.	800,936.73	10,693,844	490,526,626	11,341,681
800110	Tin, not alloyed, unwrought	273,956.43	3,553,339	162,991,661	3,701,252
	FRANCE	887.88	19,263	883,594	20,550
	GERMANY	120.89	2,784	127,702	2,786
	INDONESIA	8,880.41	129,663	5,947,642	133,320
	JAPAN	36,581.27	589,005	27,017,659	605,934
	MALAYSIA	82,169.88	495,696	22,737,576	518,062
	PEOPLE'S REPUBLIC OF CHINA	354.75	9,996	458,517	10,278
	REPUBLIC OF KOREA	1,136.51	2,184	100,180	2,500
	SINGAPORE	3,795.76	39,354	1,805,168	42,184
	SWITZERLAND	7.90	2,626	120,455	2,700
	TAIWAN (REP. OF CHINA)	68.87	432	19,816	464
	THAILAND	4,856.25	17,446	800,248	18,611
	UNITED STATES OF AMERICA	427.63	2,155	98,850	2,328
	VIETNAM	134,668.43	2,242,735	102,874,254	2,341,535
800120	Tin alloys, unwrought	526,980.30	7,140,505	327,534,965	7,640,429
	FRANCE	1,825.63	40,668	1,865,441	47,112
	HONG KONG, CHINA	16,447.39	248,290	11,389,062	265,277
	JAPAN	212,552.61	2,967,664	136,126,748	3,017,075
	MALAYSIA	36,140.10	478,280	21,938,704	503,056
	PEOPLE'S REPUBLIC OF CHINA	681.14	19,896	912,630	21,004
	REPUBLIC OF KOREA	116,147.93	1,501,913	68,892,749	1,822,478
	SINGAPORE	7,324.12	99,922	4,583,422	104,828
	TAIWAN (REP. OF CHINA)	49,637.71	760,793	34,897,575	789,935
	THAILAND	85,999.22	1,018,838	46,734,099	1,064,190
	UNITED STATES OF AMERICA	224.45	4,241	194,535	5,474
8002	Tin waste and scrap.	2,589,686.12	762,593	34,980,141	851,519
800200	Tin waste and scrap	2,589,686.12	762,593	34,980,141	851,519

TABLE 8 - Continued

PSCC CODE	COMMODITY AND COUNTRY OF ORIGIN	GROSS WEIGHT (GK)	FOB VALUE		CIF DOLLARS
			DOLLARS	PESOS	
	JAPAN	2,580,509.20	759,226	34,825,697	847,873
	REPUBLIC OF KOREA	9,176.92	3,367	154,444	3,646
8003	Tin bars, rods, profiles and wire.	146,884.59	2,512,552	115,250,759	2,805,303
800300	Tin bars, rods, profiles and wire	146,884.59	2,512,552	115,250,759	2,805,303
	GERMANY	17.64	2,461	112,886	2,598
	HONG KONG, CHINA	29,349.19	643,700	29,526,519	671,960
	JAPAN	34,385.58	605,119	27,756,808	682,326
	MALAYSIA	56,689.71	886,498	40,663,663	1,058,505
	NETHERLANDS	0.83	83	3,807	90
	PEOPLE'S REPUBLIC OF CHINA	18,208.95	27,894	1,279,497	29,471
	REPUBLIC OF KOREA	517.81	95,892	4,398,566	96,373
	SINGAPORE	886.13	103,820	4,762,224	110,503
	TAIWAN (REP. OF CHINA)	4,104.10	74,277	3,407,086	77,845
	THAILAND	2,575.38	66,834	3,065,676	69,417
	UNITED STATES OF AMERICA	149.27	5,974	274,027	6,215
8004	Tin plates, sheets and strip, of a thickness exceeding 0.2 mm.	8,004,163.21	9,206,994	422,324,816	10,026,905
800400	Tin plates, sheets and strip, of a thickness exceeding 0.2 mm	8,004,163.21	9,206,994	422,324,816	10,026,905
	GERMANY	3,117.00	68,571	3,145,352	76,701
	INDONESIA	1,280.15	6,280	288,064	6,710
	JAPAN	7,608,101.25	8,831,021	405,078,933	9,627,706
	MALAYSIA	6,208.30	31,415	1,441,006	32,503
	PEOPLE'S REPUBLIC OF CHINA	269,771.15	146,191	6,705,781	153,557
	SINGAPORE	69,172.96	70,219	3,220,946	72,385
	TAIWAN (REP. OF CHINA)	18,038.30	11,540	529,340	12,157
	THAILAND	28,474.10	41,757	1,915,394	45,186
8005	Tin foil (whether or not printed or backed with paper, paperboard, plastics or similar backing materials), of a thickness (excluding any backing) not exceeding 0.2 mm; tin powders and flakes.	2,259.99	30,315	1,390,549	31,132
800500	Tin foil (whether or not printed or backed with paper, paperboard, plastics or similar backing materials), of a thickness (excluding any backing) not exceeding 0.2 mm; tin powders and flakes	2,259.99	30,315	1,390,549	31,132
	DEMOCRATIC PEOPLE'S REP. OF KOREA	0.83	9,493	435,444	10,143
	PEOPLE'S REPUBLIC OF CHINA	543.21	985	45,182	1,152
	REPUBLIC OF KOREA	1,715.95	19,837	909,923	19,837
8006	Tin tubes, pipes and tube or pipe fittings (for example, couplings, elbows, sleeves).	372.76	12,820	588,054	13,730
800600	Tin tubes, pipes and tube or pipe fittings (for example, couplings, elbows, sleeves)	372.76	12,820	588,054	13,730
	DENMARK	74.96	10,841	497,277	11,583
	GERMANY	0.83	255	11,697	289
	ITALY	2.60	378	17,339	389
	JAPAN	3.96	521	23,898	536
	REPUBLIC OF KOREA	195.11	78	3,578	84
	SINGAPORE	95.30	747	34,265	849
8007	Other articles of tin.	1,158,223.80	3,502,401	160,655,133	3,688,748
800700	Other articles of tin	1,158,223.80	3,502,401	160,655,133	3,688,748
	GERMANY	5,383.09	133,766	6,135,846	146,059
	HONG KONG, CHINA	109.23	2,027	92,978	2,036
	JAPAN	563,631.47	1,638,218	75,145,059	1,692,209
	MALAYSIA	5,337.98	43,999	2,018,234	47,801
	PEOPLE'S REPUBLIC OF CHINA	102,502.91	130,136	5,969,338	135,264
	REPUBLIC OF KOREA	127,918.26	718,566	32,960,623	792,025
	SINGAPORE	2,431.63	21,453	984,049	23,138
	SWITZERLAND	1.52	525	24,082	566
	TAIWAN (REP. OF CHINA)	328,691.99	695,767	31,914,833	727,362
	THAILAND	22,145.14	111,873	5,131,615	115,373
	UK OF GREAT BRITAIN AND N. IRELAND	5.22	113	5,183	121
	UNITED STATES OF AMERICA	65.36	5,958	273,293	6,794

TABLE 8 - Continued

PSCC CODE	COMMODITY AND COUNTRY OF ORIGIN	GROSS WEIGHT (GK)	FOB VALUE		CIF
			DOLLARS	PESOS	DOLLARS
81	Other base metals; cermets; articles thereof	463,596.98	9,226,665	423,227,122	9,793,434
8101	Tungsten (wolfram) and articles thereof, including waste and scrap.	225,982.52	2,907,375	133,361,289	3,092,575
810110	Tungsten powders	160,878.46	207,292	9,508,484	229,849
	CANADA	70.21	4,974	228,157	5,506
	HONG KONG, CHINA	59,890.30	26,513	1,216,151	30,259
	JAPAN	90,974.11	46,457	2,130,983	51,288
	PEOPLE'S REPUBLIC OF CHINA	1,635.44	9,723	445,994	10,803
	SINGAPORE	978.07	17,046	781,900	17,995
	UK OF GREAT BRITAIN AND N. IRELAND	495.00	14,348	658,143	17,342
	UNITED STATES OF AMERICA	6,835.33	88,231	4,047,156	96,656
810194	Unwrought tungsten, including bars and rods obtained simply by sintering	925.52	26,991	1,238,077	28,119
	JAPAN	34.16	3,837	176,003	4,088
	PEOPLE'S REPUBLIC OF CHINA	176.63	7,322	335,860	7,548
	SINGAPORE	693.91	11,937	547,550	12,321
	UNITED STATES OF AMERICA	20.82	3,895	178,664	4,162
810195	Bars and rods, of tungsten, other than those obtained simply by sintering, profiles, plates, sheets, strip and foil	5,784.35	623,495	28,599,716	646,714
	AUSTRIA	180.73	21,594	990,517	22,472
	BRAZIL	16.56	4,576	209,901	4,717
	FRANCE	3.31	2,676	122,748	2,922
	GERMANY	1.63	718	32,935	738
	HONG KONG, CHINA	3,153.24	267,797	12,283,848	277,185
	INDIA	22.44	8,427	386,546	8,700
	JAPAN	688.20	86,393	3,962,847	91,030
	NETHERLANDS	2.50	3,202	146,876	3,202
	PEOPLE'S REPUBLIC OF CHINA	587.53	26,625	1,221,289	27,498
	POLAND	8.38	3,956	181,462	4,073
	REPUBLIC OF KOREA	16.54	2,013	92,336	2,031
	SINGAPORE	801.42	107,078	4,911,668	110,775
	SWEDEN	116.54	47,377	2,173,183	48,887
	SWITZERLAND	1.70	1,770	81,190	1,889
	TAIWAN (REP. OF CHINA)	92.72	1,166	53,484	1,184
	TURKEY	5.38	1,265	58,026	1,508
	UNITED STATES OF AMERICA	85.53	36,862	1,690,860	37,903
810196	Wire, of tungsten	40,615.99	1,774,822	81,411,084	1,892,602
	BELGIUM	27.77	275	12,614	290
	HONG KONG, CHINA	13,307.16	625,285	28,681,823	670,160
	INDIA	3,908.31	55,084	2,526,703	56,638
	JAPAN	4,927.98	254,868	11,690,795	259,956
	NORWAY	8.68	211	9,679	237
	PEOPLE'S REPUBLIC OF CHINA	9,907.88	207,383	9,512,658	222,571
	REPUBLIC OF KOREA	5,222.98	443,764	20,355,455	483,766
	SINGAPORE	263.41	26,862	1,232,160	28,622
	SWEDEN	3.25	15,099	692,591	15,712
	TAIWAN (REP. OF CHINA)	1,566.68	92,004	4,220,223	96,599
	THAILAND	56.26	1,467	67,291	1,517
	UK OF GREAT BRITAIN AND N. IRELAND	0.58	130	5,963	139
	UNITED STATES OF AMERICA	1,415.05	52,390	2,403,129	56,395
810197	Waste and scrap, of tungsten	11,786.84	7,404	339,621	8,260
	HONG KONG, CHINA	11,786.84	7,404	339,621	8,260
810199	Other tungsten and articles of tungsten, n.e.s.	5,991.36	267,371	12,264,307	287,031
	GERMANY	0.76	1,105	50,686	1,153
	HONG KONG, CHINA	240.62	20,523	941,390	23,905
	JAPAN	691.65	67,141	3,079,758	78,152
	PEOPLE'S REPUBLIC OF CHINA	419.21	120,508	5,527,702	123,909
	REPUBLIC OF KOREA	4,459.05	6,668	305,861	6,755
	SINGAPORE	0.90	335	15,366	351
	TAIWAN (REP. OF CHINA)	45.71	38,189	1,751,729	38,736
	UNITED STATES OF AMERICA	133.46	12,902	591,815	14,070

TABLE 8 - Continued

PSCC CODE	COMMODITY AND COUNTRY OF ORIGIN	GROSS WEIGHT (GK)	FOB VALUE		CIF
			DOLLARS	PESOS	DOLLARS
8102	Molybdenum and articles thereof, including waste and scrap.	6,347.04	190,950	8,758,876	199,421
810295	Bars and rods, of molybdenum, other than those obtained simply by sintering, profiles, plates, sheets, strip and foil	4.17	1,252	57,429	1,317
	MALAYSIA	4.17	1,252	57,429	1,317
810296	Wire, of molybdenum	5,491.96	165,267	7,580,797	172,361
	HUNGARY	4.35	1,528	70,089	1,596
	JAPAN	1,865.10	52,526	2,409,368	54,049
	PEOPLE'S REPUBLIC OF CHINA	221.96	19,024	872,631	19,999
	REPUBLIC OF KOREA	442.39	2,147	98,483	2,295
	TAIWAN (REP. OF CHINA)	2,101.93	19,775	907,079	20,301
	THAILAND	146.88	10,114	463,929	10,809
	UNITED STATES OF AMERICA	709.35	60,153	2,759,218	63,312
810299	Other molybdenum and articles of molybdenum, n.e.s.	850.91	24,431	1,120,650	25,743
	HONG KONG, CHINA	0.53	32	1,468	35
	JAPAN	848.48	24,300	1,114,641	25,598
	PEOPLE'S REPUBLIC OF CHINA	1.90	99	4,541	110
8103	Tantalum and articles thereof, including waste and scrap.	10,669.16	3,589,904	164,668,898	3,813,769
810320	Unwrought tantalum, including bars and rods obtained simply by sintering; powders	6,330.02	3,018,329	138,450,752	3,214,527
	GERMANY	1,402.22	1,000,406	45,888,623	1,069,355
	HONG KONG, CHINA	213.07	68,207	3,128,655	73,526
	JAPAN	397.08	38,855	1,782,279	40,416
	PEOPLE'S REPUBLIC OF CHINA	4,188.43	1,803,557	82,729,160	1,916,486
	REPUBLIC OF KOREA	69.12	66,734	3,061,089	71,342
	UK OF GREAT BRITAIN AND N. IRELAND	60.10	40,570	1,860,946	43,402
810390	Other tantalum and articles of tantalum, n.e.s.	4,339.14	571,575	26,218,146	599,242
	AUSTRALIA	3.55	20,170	925,198	20,739
	AUSTRIA	2,327.71	278,970	12,796,354	288,401
	DENMARK	1.72	595	27,293	692
	FRANCE	33.17	3,922	179,902	4,029
	GERMANY	30.62	25,121	1,152,300	26,346
	JAPAN	0.87	1,335	61,236	1,446
	PEOPLE'S REPUBLIC OF CHINA	1,748.85	197,573	9,062,674	209,788
	SINGAPORE	5.22	1,064	48,806	1,150
	THAILAND	164.78	18,163	833,137	19,737
	UNITED STATES OF AMERICA	22.65	24,662	1,131,246	26,914
8104	Magnesium and articles thereof, including waste and scrap.	108,941.51	307,722	14,115,206	322,688
810411	Magnesium, unwrought, containing at least 99.8% by weight of magnesium	4,031.67	11,834	542,825	12,286
	MALAYSIA	191.32	727	33,347	775
	PEOPLE'S REPUBLIC OF CHINA	3,840.35	11,107	509,478	11,511
810419	Magnesium, unwrought, other than item 810411	14,100.67	6,091	279,394	6,663
	PEOPLE'S REPUBLIC OF CHINA	14,100.67	6,091	279,394	6,663
810420	Magnesium, waste and scrap	920.16	7,090	325,218	7,291
	UNITED STATES OF AMERICA	920.16	7,090	325,218	7,291
810430	Raspings, turnings and granules, graded according to size; powders, of magnesium	3,429.48	29,367	1,347,064	32,097
	JAPAN	3,429.48	29,367	1,347,064	32,097
810490	Other articles of magnesium, n.e.s.	86,459.53	253,340	11,620,705	264,351
	BANGLADESH	135.52	2,111	96,832	2,176
	GERMANY	42.52	13,235	607,089	13,799

TABLE 8 - Continued

PSCC CODE	COMMODITY AND COUNTRY OF ORIGIN	GROSS WEIGHT (GK)	FOB VALUE		CIF
			DOLLARS	PESOS	DOLLARS
	HONG KONG, CHINA	693.75	22,293	1,022,580	23,160
	INDIA	4.23	104	4,770	108
	ITALY	0.38	258	11,834	275
	JAPAN	2,177.31	11,212	514,295	11,973
	PEOPLE'S REPUBLIC OF CHINA	81,327.56	183,355	8,410,493	190,585
	REPUBLIC OF KOREA	375.16	433	19,862	455
	SINGAPORE	1.29	473	21,697	539
	SWITZERLAND	8.32	575	26,375	650
	TAIWAN (REP. OF CHINA)	1,595.02	16,265	746,076	16,962
	UNITED ARAB EMIRATES, N.E.S.	3.68	214	9,816	222
	UNITED STATES OF AMERICA	94.79	2,812	128,986	3,447
8105	Cobalt mattes and other intermediate products of cobalt metallurgy; cobalt and articles thereof, including waste and scrap.				
		2,327.34	8,156	374,117	8,542
810590	Other articles of cobalt, n.e.s.	2,327.34	8,156	374,117	8,542
	AUSTRIA	41.34	5,296	242,928	5,463
	SINGAPORE	13.49	548	25,137	573
	TAIWAN (REP. OF CHINA)	2,271.92	2,140	98,162	2,320
	UNITED STATES OF AMERICA	0.59	172	7,890	186
8106	Bismuth and articles thereof, including waste and scrap.	1,769.81	33,765	1,548,801	35,334
810600	Bismuth and articles thereof, including waste and scrap	1,769.81	33,765	1,548,801	35,334
	BELGIUM	268.78	1,343	61,603	1,473
	SINGAPORE	1,209.42	26,855	1,231,839	27,688
	UK OF GREAT BRITAIN AND N. IRELAND	291.02	5,395	247,469	5,987
	UNITED STATES OF AMERICA	0.59	172	7,890	186
8107	Cadmium and articles thereof, including waste and scrap.	2.29	1,305	59,860	1,351
810790	Other cadmium and articles thereof, n.e.s.	2.29	1,305	59,860	1,351
	SINGAPORE	1.68	1,124	51,558	1,155
	UNITED STATES OF AMERICA	0.61	181	8,302	196
8108	Titanium and articles thereof, including waste and scrap.	25,282.07	1,686,650	77,366,636	1,792,286
810820	Unwrought titanium; powders	2.21	1,114	51,099	1,146
	JAPAN	2.21	1,114	51,099	1,146
810890	Titanium, wrought, and articles thereof, n.e.s.	25,279.86	1,685,536	77,315,537	1,791,140
	AUSTRALIA	124.01	10,083	462,507	11,460
	DENMARK	52.33	10,111	463,792	10,396
	GERMANY	479.58	21,095	967,628	21,739
	JAPAN	5,817.70	139,548	6,401,067	140,435
	PEOPLE'S REPUBLIC OF CHINA	153.34	7,347	337,007	7,817
	POLAND	383.73	50,651	2,323,361	54,720
	REPUBLIC OF KOREA	204.26	7,286	334,209	7,636
	SWEDEN	53.43	2,655	121,785	2,877
	TAIWAN (REP. OF CHINA)	3,475.64	12,824	588,237	13,702
	UK OF GREAT BRITAIN AND N. IRELAND	690.04	66,574	3,053,749	70,644
	UNITED STATES OF AMERICA	13,845.80	1,357,362	62,262,195	1,449,714
8109	Zirconium and articles thereof, including waste and scrap.	1,477.79	27,866	1,278,213	30,261
810920	Unwrought zirconium; powders	4.41	2,354	107,978	2,759
	JAPAN	4.41	2,354	107,978	2,759
810990	Zirconium, wrought, and articles thereof, n.e.s.	1,473.38	25,512	1,170,235	27,502
	MALAYSIA	318.29	10,666	489,249	10,737
	PEOPLE'S REPUBLIC OF CHINA	886.10	4,490	205,956	4,980
	UK OF GREAT BRITAIN AND N. IRELAND	250.12	5,384	246,964	6,478
	UNITED STATES OF AMERICA	18.87	4,972	228,066	5,307
8110	Antimony and articles thereof, including waste and scrap.	16,877.00	113,889	5,224,089	117,242

TABLE 8 - Continued

PSCC CODE	COMMODITY AND COUNTRY OF ORIGIN	GROSS WEIGHT (GK)	FOB VALUE		CIF
			DOLLARS	PESOS	DOLLARS
811090	Other antimony and articles thereof, n.e.s.	16,877.00	113,889	5,224,089	117,242
	JAPAN	52.48	1,868	85,685	1,868
	SINGAPORE	16,823.93	111,849	5,130,514	115,188
	UNITED STATES OF AMERICA	0.59	172	7,890	186
8111	Manganese and articles thereof, including waste and scrap.	20,735.19	64,156	2,942,836	69,520
811100	Manganese and articles thereof, including waste and scrap	20,735.19	64,156	2,942,836	69,520
	INDIA	6,286.82	22,632	1,038,130	22,641
	REPUBLIC OF KOREA	9,702.84	24,952	1,144,548	29,769
	TAIWAN (REP. OF CHINA)	379.19	1,286	58,989	1,340
	UK OF GREAT BRITAIN AND N. IRELAND	4,365.75	15,114	693,279	15,584
	UNITED STATES OF AMERICA	0.59	172	7,890	186
8112	Beryllium, chromium, germanium, vanadium, gallium, hafnium, indium, niobium (colombium), rhenium, and thallium, and articles of these metals, including waste and scrap.	29,100.35	125,263	5,745,814	135,146
811219	Beryllium and articles thereof, n.e.s.	0.77	225	10,321	244
	UNITED STATES OF AMERICA	0.77	225	10,321	244
811222	Waste and scrap, of chromium	14,266.54	11,307	518,652	12,243
	JAPAN	14,266.54	11,307	518,652	12,243
811229	Chromium and articles thereof, n.e.s.	68.47	10,458	479,709	11,245
	AUSTRALIA	17.02	339	15,550	475
	JAPAN	0.89	1,083	49,677	1,114
	NETHERLANDS	49.97	8,864	406,592	9,470
	UNITED STATES OF AMERICA	0.59	172	7,890	186
811230	Germanium, unwrought	38.50	52,155	2,392,350	56,924
	JAPAN	8.83	2,859	131,142	3,009
	UNITED STATES OF AMERICA	29.67	49,296	2,261,208	53,915
811259	Thallium and articles thereof, n.e.s.	176.14	13,648	626,034	14,086
	JAPAN	118.31	13,358	612,731	13,763
	PEOPLE'S REPUBLIC OF CHINA	57.50	195	8,945	220
	UNITED STATES OF AMERICA	0.33	95	4,358	103
811299	Other metals, wrought, and articles thereof, n.e.s.	14,549.93	37,470	1,718,748	40,404
	AUSTRALIA	149.49	4,480	205,497	4,879
	JAPAN	13,921.70	11,184	513,010	11,953
	SINGAPORE	16.16	1,877	86,098	1,885
	TAIWAN (REP. OF CHINA)	2.61	196	8,991	220
	THAILAND	193.86	2,507	114,996	2,558
	UNITED STATES OF AMERICA	266.11	17,226	790,156	18,909
8113	Cermets and articles thereof, including waste and scrap.	14,084.91	169,664	7,782,487	175,299
811300	Cerments and articles thereof, including waste and scrap	14,084.91	169,664	7,782,487	175,299
	AUSTRALIA	37.11	2,339	107,290	2,405
	GERMANY	0.05	482	22,109	552
	ISRAEL	3.38	9,935	455,718	10,392
	LUXEMBOURG	0.73	2,424	111,189	2,624
	PEOPLE'S REPUBLIC OF CHINA	363.46	712	32,659	752
	SINGAPORE	0.73	102	4,679	122
	TAIWAN (REP. OF CHINA)	12,627.37	84,353	3,869,272	87,216
	THAILAND	1,012.39	36,087	1,655,311	36,994
	UNITED STATES OF AMERICA	39.69	33,230	1,524,260	34,242
82	Tools, implements, cutlery, spoons and forks, of base metal; parts thereof of base metal	46,721,305.10	133,969,205	6,145,167,427	143,704,852

TABLE 8 - Continued

PSCC CODE	COMMODITY AND COUNTRY OF ORIGIN	GROSS WEIGHT (GK)	FOB VALUE		CIF
			DOLLARS	PESOS	DOLLARS
8201	Hand tools, the following: spades, shovels, mattocks, picks, hoes, forks and rakes; axes, bill hooks and similar hewing tools; secateurs and pruners of any kind; scythes, sickles, hay knives, hedge shears, timber wedges and other tools of a kind used in agriculture, horticulture or forestry.	4,358,771.31	2,963,315	135,927,261	3,114,625
820110	Spades and shovels	3,030,251.44	2,019,309	92,625,705	2,113,742
	AUSTRALIA	330.39	441	20,229	477
	BRAZIL	18,181.65	13,471	617,915	14,311
	GERMANY	120.28	179	8,211	193
	HONG KONG, CHINA	39,032.45	13,268	608,603	14,238
	INDONESIA	18.28	1,323	60,686	1,454
	JAPAN	32,460.71	702,455	32,221,611	705,228
	NETHERLANDS	5.97	32	1,468	35
	NORWAY	21.78	237	10,871	244
	PEOPLE'S REPUBLIC OF CHINA	2,864,937.88	1,218,367	55,886,494	1,302,625
	REPUBLIC OF KOREA	10,630.70	16,818	771,442	17,714
	SINGAPORE	38,267.73	25,834	1,185,006	29,068
	TAIWAN (REP. OF CHINA)	19,710.11	10,787	494,800	11,603
	THAILAND	294.03	492	22,568	530
	UNITED STATES OF AMERICA	6,239.48	15,605	715,801	16,022
820120	Forks	176,182.35	263,158	12,071,057	276,465
	AUSTRALIA	204.32	141	6,468	170
	BRAZIL	13,139.12	7,686	352,557	8,416
	CANADA	93.15	7,374	338,245	8,125
	GERMANY	1,092.99	6,066	278,247	6,559
	HONG KONG, CHINA	5,899.68	2,646	121,372	2,802
	JAPAN	12,190.45	33,299	1,527,425	34,662
	PEOPLE'S REPUBLIC OF CHINA	112,613.20	69,436	3,185,029	74,358
	REPUBLIC OF KOREA	5,882.05	2,062	94,584	2,253
	SINGAPORE	5,099.06	41,787	1,916,770	43,329
	TAIWAN (REP. OF CHINA)	14,264.90	26,179	1,200,831	27,715
	THAILAND	152.24	281	12,889	339
	UK OF GREAT BRITAIN AND N. IRELAND	1,326.10	2,808	128,803	2,816
	UNITED STATES OF AMERICA	4,225.09	63,393	2,907,837	64,921
820130	Mattocks, picks, hoes and rakes	593,354.33	307,842	14,120,714	333,714
	AUSTRALIA	4,515.93	7,619	349,483	8,327
	BRAZIL	26,212.42	17,057	782,404	19,597
	FRANCE	247.83	13,108	601,264	13,982
	GERMANY	1,281.51	9,987	458,104	11,019
	HONG KONG, CHINA	45,184.75	21,117	968,637	22,721
	INDIA	138.57	63	2,890	65
	JAPAN	201.52	715	32,797	769
	MEXICO	2,714.69	3,172	145,500	3,389
	PEOPLE'S REPUBLIC OF CHINA	453,453.77	199,714	9,160,882	216,509
	REPUBLIC OF KOREA	11,556.44	15,032	689,518	15,102
	TAIWAN (REP. OF CHINA)	8,717.18	4,623	212,057	5,039
	THAILAND	35,326.42	11,739	538,468	12,969
	UNITED STATES OF AMERICA	3,803.30	3,896	178,710	4,226
820140	Axes, bill hooks and similar hewing tools	178,673.72	91,055	4,176,692	95,755
	BRAZIL	22,396.41	12,921	592,686	13,489
	GERMANY	491.59	1,391	63,805	1,395
	ISRAEL	3.34	2,606	119,537	2,784
	JAPAN	4.47	49	2,248	52
	NORWAY	0.58	33	1,514	35
	PEOPLE'S REPUBLIC OF CHINA	149,507.03	69,974	3,209,707	73,553
	RUSSIAN FEDERATION	0.83	45	2,064	51
	SINGAPORE	86.73	486	22,293	515
	TAIWAN (REP. OF CHINA)	6,174.81	3,507	160,866	3,836
	UNITED STATES OF AMERICA	7.93	43	1,972	45
820150	Secateurs and similar one-handed pruners and shears and shears (including poultry shears)	11,372.31	34,877	1,599,808	36,704
	BRAZIL	4,698.16	18,837	864,053	19,552
	GERMANY	1,118.93	4,009	183,893	4,355
	JAPAN	1,520.70	2,233	102,428	2,424

TABLE 8 - Continued

PSCC CODE	COMMODITY AND COUNTRY OF ORIGIN	GROSS WEIGHT (GK)	FOB VALUE		CIF
			DOLLARS	PESOS	DOLLARS
	PEOPLE'S REPUBLIC OF CHINA	3,726.89	9,518	436,591	10,066
	SPAIN	1.50	21	963	25
	TAIWAN (REP. OF CHINA)	306.13	259	11,880	282
820160	Hedge shears, two-handed pruning shears and similar two-handed shears	63,458.38	73,201	3,357,730	78,883
	AUSTRALIA	7,080.13	3,706	169,994	4,419
	BRAZIL	1,071.76	565	25,917	641
	GERMANY	3,353.48	12,005	550,669	13,292
	MALAYSIA	186.17	5,009	229,763	5,729
	NEW ZEALAND	379.53	252	11,559	293
	PEOPLE'S REPUBLIC OF CHINA	40,560.99	21,992	1,008,773	23,451
	SINGAPORE	653.13	418	19,174	461
	TAIWAN (REP. OF CHINA)	2,487.87	4,319	198,113	4,448
	UNITED STATES OF AMERICA	7,685.32	24,935	1,143,768	26,149
820190	Other hand tools of a kind used in agriculture, horticulture or forestry	305,478.78	173,873	7,975,555	179,362
	AUSTRALIA	4,356.58	2,491	114,262	2,880
	BRAZIL	19,660.76	19,278	884,282	19,975
	GERMANY	80.72	2,863	131,326	2,941
	HONG KONG, CHINA	27,478.54	8,870	406,867	9,216
	JAPAN	1,249.87	3,899	178,847	4,065
	PEOPLE'S REPUBLIC OF CHINA	214,019.35	92,954	4,263,800	95,369
	REPUBLIC OF KOREA	479.16	1,848	84,768	2,092
	SINGAPORE	18,893.08	12,191	559,201	12,536
	SPAIN	1,175.81	1,922	88,162	2,088
	TAIWAN (REP. OF CHINA)	17,044.25	14,609	670,115	14,838
	UNITED STATES OF AMERICA	1,040.66	12,948	593,925	13,362
8202	Hand saws; blades for saws of all kinds (including slitting, slotting or toothless saw blades).	1,956,442.68	7,680,898	352,322,786	8,038,130
820210	Hand saws	900,043.52	585,578	26,860,462	622,460
	AUSTRALIA	14,948.37	8,476	388,794	9,576
	BRAZIL	6,013.75	4,201	192,700	4,413
	FRANCE	2.02	183	8,394	195
	GERMANY	0.88	28	1,284	34
	HONG KONG, CHINA	3,593.83	1,683	77,199	1,839
	INDIA	69.20	200	9,174	209
	ITALY	20.34	473	21,697	492
	JAPAN	4,185.57	18,674	856,576	19,651
	MALAYSIA	1.68	2,328	106,785	2,395
	MEXICO	2,844.01	7,456	342,007	7,847
	NEW ZEALAND	789.18	559	25,641	666
	PEOPLE'S REPUBLIC OF CHINA	829,083.10	433,990	19,907,121	461,793
	POLAND	26.30	474	21,742	493
	REPUBLIC OF KOREA	15,492.89	75,564	3,466,121	79,243
	SINGAPORE	13,392.29	17,694	811,624	18,985
	SPAIN	83.05	1,023	46,925	1,216
	TAIWAN (REP. OF CHINA)	8,826.75	9,702	445,031	10,283
	UNITED ARAB EMIRATES, N.E.S.	17.13	101	4,633	105
	UNITED STATES OF AMERICA	12.54	585	26,834	605
	VIETNAM	640.64	2,184	100,180	2,420
820220	Band saw blades	134,477.34	1,293,438	59,329,999	1,369,843
	CANADA	198.69	4,898	224,671	5,206
	CZECH REPUBLIC (CZECHOSLOVAKIA)	0.87	467	21,421	548
	GERMANY	22,764.54	90,394	4,146,373	105,013
	HONG KONG, CHINA	4,228.28	83,960	3,851,245	101,829
	ITALY	5,962.86	9,920	455,030	10,275
	JAPAN	12,538.48	790,800	36,273,996	809,696
	MALAYSIA	8.58	258	11,834	276
	MEXICO	582.06	1,475	67,658	1,787
	NETHERLANDS	91.42	2,475	113,528	3,409
	NEW ZEALAND	55.09	2,823	129,491	3,297
	PEOPLE'S REPUBLIC OF CHINA	58,166.73	41,459	1,901,724	45,799
	REPUBLIC OF KOREA	1,915.07	18,198	834,742	19,368
	SINGAPORE	7,284.88	62,485	2,866,187	63,574
	SWEDEN	2.55	118	5,413	138

TABLE 8 - Continued

PSCC CODE	COMMODITY AND COUNTRY OF ORIGIN	GROSS WEIGHT (GK)	FOB VALUE		CIF
			DOLLARS	PESOS	DOLLARS
	TAIWAN (REP. OF CHINA)	14,980.19	71,219	3,266,816	74,815
	THAILAND	280.88	6,918	317,329	7,306
	UK OF GREAT BRITAIN AND N. IRELAND	358.57	23,115	1,060,285	24,197
	UNITED STATES OF AMERICA	4,660.98	81,897	3,756,615	92,735
	VIETNAM	396.62	559	25,641	575
820231	Circular saw blades (including slitting or slotting saw blades), with working part of steel	143,390.76	911,558	41,813,167	933,990
	AUSTRIA	21.75	956	43,852	1,475
	CZECH REPUBLIC (CZECHOSLOVAKIA)	227.93	4,164	191,003	4,282
	DEMOCRATIC PEOPLE'S REP. OF KOREA	1,174.82	3,655	167,655	3,799
	GERMANY	17,728.37	33,157	1,520,912	35,490
	HONG KONG, CHINA	1,310.70	1,105	50,686	1,136
	ITALY	62.30	1,675	76,832	1,749
	JAPAN	3,102.00	66,745	3,061,593	68,841
	PEOPLE'S REPUBLIC OF CHINA	99,690.75	423,796	19,439,523	436,904
	REPUBLIC OF KOREA	7.61	1,373	62,980	1,375
	SINGAPORE	3,172.85	10,653	488,653	11,208
	SWITZERLAND	333.44	10,995	504,341	12,214
	TAIWAN (REP. OF CHINA)	5,138.57	26,835	1,230,921	27,787
	THAILAND	8,941.09	7,478	343,016	7,792
	UNITED ARAB EMIRATES, N.E.S.	84.95	9,460	433,930	9,714
	UNITED STATES OF AMERICA	2,393.63	309,511	14,197,270	310,224
820239	Circular saw blades (including slitting or slotting saw blades), with working part of other materials	75,094.86	804,632	36,908,468	842,794
	AUSTRALIA	36.31	89	4,082	92
	GERMANY	1,976.24	24,798	1,137,484	25,615
	INDONESIA	63.08	665	30,504	684
	ISRAEL	152.87	156,935	7,198,608	163,030
	ITALY	1,297.80	13,638	625,575	14,157
	JAPAN	3,041.89	87,499	4,013,579	90,991
	MALAYSIA	27.70	644	29,540	663
	NETHERLANDS	8,151.66	10,704	490,992	10,726
	NEW ZEALAND	3.80	755	34,632	786
	PEOPLE'S REPUBLIC OF CHINA	53,788.74	341,684	15,673,045	358,854
	REPUBLIC OF KOREA	21.43	40,223	1,845,029	41,516
	SINGAPORE	1,826.80	64,946	2,979,073	68,505
	SWITZERLAND	4.23	1,478	67,796	1,528
	TAIWAN (REP. OF CHINA)	3,050.12	18,136	831,898	19,251
	THAILAND	71.49	767	35,182	798
	UNITED STATES OF AMERICA	35.89	39,706	1,821,314	43,529
	VIETNAM	1,544.81	1,965	90,135	2,069
820240	Chain saw blades	48,050.84	327,137	15,005,774	335,773
	AUSTRIA	64.10	529	24,265	566
	GERMANY	13,989.90	101,488	4,655,255	102,076
	HONG KONG, CHINA	3.79	1,404	64,401	1,462
	JAPAN	184.86	3,962	181,737	4,418
	PEOPLE'S REPUBLIC OF CHINA	2,315.93	1,213	55,640	1,285
	SWITZERLAND	31,318.22	187,033	8,579,204	192,658
	UNITED STATES OF AMERICA	174.04	31,508	1,445,272	33,308
820291	Straight saw blades, for working metal	73,156.07	192,392	8,825,020	208,152
	DENMARK	13.06	2,112	96,877	2,238
	GERMANY	6,467.25	12,556	575,944	13,214
	ITALY	88.34	1,186	54,402	1,241
	JAPAN	1,418.71	114,968	5,273,582	126,950
	PEOPLE'S REPUBLIC OF CHINA	62,396.74	49,163	2,255,107	51,053
	REPUBLIC OF KOREA	44.80	224	10,275	266
	SINGAPORE	1,709.17	4,782	219,350	4,860
	TAIWAN (REP. OF CHINA)	956.79	5,997	275,082	6,673
	UK OF GREAT BRITAIN AND N. IRELAND	52.22	1,315	60,319	1,564
	UNITED STATES OF AMERICA	8.99	89	4,082	93
820299	Other saw blades	582,229.29	3,566,163	163,579,896	3,725,118
	AUSTRALIA	70.33	3,298	151,279	3,443
	AUSTRIA	38.24	616	28,256	953
	BELGIUM	31,495.12	16,428	753,552	19,013

TABLE 8 - Continued

PSCC CODE	COMMODITY AND COUNTRY OF ORIGIN	GROSS WEIGHT (GK)	FOB VALUE		CIF
			DOLLARS	PESOS	DOLLARS
	BRAZIL	3.59	234	10,734	278
	CANADA	11.92	9,038	414,573	9,293
	FRANCE	16.16	315	14,449	334
	GERMANY	4,545.82	71,938	3,299,796	75,138
	HONG KONG, CHINA	11,735.84	249,809	11,458,739	257,643
	INDIA	4,135.40	8,995	412,601	9,363
	INDONESIA	561.10	31,135	1,428,162	33,134
	ITALY	208.97	6,669	305,907	6,930
	JAPAN	284,990.10	1,547,016	70,961,624	1,607,177
	MALAYSIA	1,739.88	24,551	1,126,154	26,338
	MEXICO	1,046.26	3,986	182,838	4,099
	NETHERLANDS	566.90	532	24,403	640
	PEOPLE'S REPUBLIC OF CHINA	138,126.37	392,338	17,996,544	410,553
	PORTUGAL	2,630.50	19,717	904,419	19,726
	REPUBLIC OF KOREA	2,346.76	56,217	2,578,674	57,040
	SINGAPORE	57,767.01	100,266	4,599,201	103,181
	SPAIN	42.12	251	11,513	384
	SWITZERLAND	22.93	7,034	322,650	7,288
	TAIWAN (REP. OF CHINA)	31,301.97	62,676	2,874,948	71,368
	THAILAND	3,522.72	42,007	1,926,861	44,502
	UK OF GREAT BRITAIN AND N. IRELAND	13.92	4,208	193,021	4,360
	UNITED ARAB EMIRATES, N.E.S.	6.45	370	16,972	386
	UNITED STATES OF AMERICA	5,267.74	906,343	41,573,953	952,366
	VIETNAM	15.17	176	8,073	188
8203	Files, rasps, pliers (including cutting pliers), pincers, tweezers, metal cutting shears, pipe-cutters, bolt croppers, perforating punches and similar hand tools.	2,893,731.86	8,474,810	388,739,535	9,000,545
820310	Files, rasps and similar tools	144,684.91	575,566	26,401,213	598,737
	AUSTRALIA	208.95	68	3,119	79
	BRAZIL	1,435.10	923	42,338	975
	ETHIOPIA	0.87	382	17,522	433
	GERMANY	8,201.22	67,242	3,084,391	69,903
	HONG KONG, CHINA	109.40	1,203	55,182	1,253
	ITALY	107.88	24,212	1,110,604	25,792
	JAPAN	2,404.60	36,440	1,671,503	38,667
	NETHERLANDS	75.82	6,866	314,943	8,088
	PEOPLE'S REPUBLIC OF CHINA	68,308.20	44,146	2,024,977	47,623
	REPUBLIC OF KOREA	105.01	5,993	274,899	6,289
	SINGAPORE	13,423.88	26,911	1,234,408	28,138
	SPAIN	52.60	201	9,220	369
	SWITZERLAND	3.32	242	11,101	271
	TAIWAN (REP. OF CHINA)	10,244.29	12,869	590,301	13,598
	TURKEY	0.75	656	30,091	763
	UK OF GREAT BRITAIN AND N. IRELAND	33.87	6,061	278,018	6,388
	UNITED STATES OF AMERICA	39,967.11	341,127	15,647,495	350,082
	VIETNAM	2.04	24	1,101	26
820320	Pilers (including cutting pliers), pincers, tweezers and similar tools	2,231,001.99	4,937,600	226,487,711	5,291,539
	ANDORRA	283.53	1,891	86,740	1,968
	AUSTRALIA	58.67	9,388	430,628	9,846
	AUSTRIA	569.53	1,870	85,777	2,421
	BELGIUM	106.56	3,707	170,040	3,770
	BRAZIL	7,771.70	5,430	249,074	5,704
	DENMARK	118.85	6,873	315,265	7,384
	FINLAND	82.64	16,635	763,047	17,455
	FRANCE	145.68	10,621	487,185	11,572
	GERMANY	1,728.01	30,914	1,418,025	32,664
	GUAM	227.18	156	7,156	160
	HONG KONG, CHINA	28,872.78	914,129	41,931,097	977,522
	INDIA	20,774.68	26,997	1,238,352	28,614
	INDONESIA	51.15	7,066	324,117	7,584
	ITALY	766.05	26,743	1,226,701	28,939
	JAPAN	7,315.72	361,524	16,583,106	374,791
	LUXEMBOURG	2.88	166	7,614	455
	MACAU	34.99	95	4,358	99
	MALAYSIA	398.17	1,276	58,530	1,455
	MEXICO	2,381.37	27,896	1,279,590	28,663
	NETHERLANDS	12.88	1,200	55,044	1,361
	PEOPLE'S REPUBLIC OF CHINA	1,824,014.56	1,122,006	51,466,415	1,196,610

TABLE 8 - Continued

PSCC CODE	COMMODITY AND COUNTRY OF ORIGIN	GROSS WEIGHT (GK)	FOB VALUE		CIF DOLLARS
			DOLLARS	PESOS	
	REPUBLIC OF KOREA	11,235.41	18,085	829,559	19,338
	SINGAPORE	196,777.82	375,486	17,223,543	400,056
	SPAIN	7,443.69	18,310	839,880	19,739
	SWEDEN	2.76	130	5,963	150
	SWITZERLAND	7.50	9,973	457,462	10,431
	TAIWAN (REP. OF CHINA)	107,616.97	130,244	5,974,292	135,495
	THAILAND	1,984.36	674	30,916	711
	UK OF GREAT BRITAIN AND N. IRELAND	3,087.47	68,190	3,127,875	74,929
	UNITED STATES OF AMERICA	6,573.10	137,573	6,310,474	147,711
	VIETNAM	555.33	1,602,352	73,499,886	1,743,942
820330	Metal cutting shears and similar tools	298,616.97	1,264,306	57,993,716	1,340,602
	AUSTRALIA	152.18	1,082	49,631	1,124
	AUSTRIA	2.37	523	23,990	620
	BELGIUM	1.16	1,198	54,952	1,297
	BRAZIL	12,132.58	9,906	454,388	10,515
	CAMBODIA (DEMOCRATIC KAMPUCHEA)	8.35	167	7,660	206
	CANADA	14.02	1,715	78,667	1,872
	CZECH REPUBLIC (CZECHOSLOVAKIA)	3.44	818	37,522	920
	DENMARK	14.97	2,961	135,821	3,050
	FINLAND	6.03	50	2,294	58
	GERMANY	48.55	10,908	500,350	11,489
	HONG KONG, CHINA	213.81	6,035	276,825	6,182
	INDIA	15.03	339	15,550	503
	INDONESIA	1,376.50	65,139	2,987,926	68,246
	ITALY	6,645.34	47,983	2,200,980	49,871
	JAPAN	42,802.68	529,819	24,302,798	564,339
	MALAYSIA	7.51	4,462	204,672	4,883
	NEW ZEALAND	0.91	47	2,156	55
	NORWAY	0.65	1,243	57,016	1,293
	PEOPLE'S REPUBLIC OF CHINA	144,227.28	155,786	7,145,904	168,235
	PORTUGAL	388.48	5,711	261,964	5,872
	REPUBLIC OF KOREA	4,622.53	145,216	6,661,058	151,711
	SINGAPORE	8,297.34	54,721	2,510,052	60,169
	SPAIN	113.29	4,824	221,277	5,063
	TAIWAN (REP. OF CHINA)	46,620.27	46,517	2,133,735	48,365
	THAILAND	18,143.73	18,538	850,338	20,509
	UK OF GREAT BRITAIN AND N. IRELAND	5.12	160	7,339	171
	UNITED ARAB EMIRATES, N.E.S.	1,583.33	8,858	406,316	10,625
	UNITED STATES OF AMERICA	11,169.52	139,580	6,402,535	143,359
820340	Pipe-cutters, bolt croppers, perforating punches and similar tools	219,427.99	1,697,338	77,856,895	1,769,667
	AUSTRALIA	444.07	432	19,816	490
	BRAZIL	721.43	505	23,164	530
	DEMOCRATIC PEOPLE'S REP. OF KOREA	0.83	75	3,440	80
	FRANCE	0.83	4,279	196,278	4,572
	GERMANY	408.49	3,794	174,031	4,221
	HONG KONG, CHINA	564.61	329	15,091	346
	INDIA	613.38	2,630	120,638	2,852
	INDONESIA	7.57	2,146	98,437	2,206
	ITALY	220.05	44,968	2,062,682	46,937
	JAMAICA (EXCLUDES CAYMAN IS., TURKS, CAICOS)	5.03	411	18,853	428
	JAPAN	13,116.81	1,273,380	58,409,941	1,322,659
	MALAYSIA	2,708.00	2,996	137,427	3,496
	NETHERLANDS	102.63	7,728	354,483	9,120
	PEOPLE'S REPUBLIC OF CHINA	175,574.27	181,234	8,313,204	190,486
	REPUBLIC OF KOREA	4,266.47	52,325	2,400,148	53,854
	SINGAPORE	8,816.93	33,630	1,542,608	35,343
	SPAIN	205.01	2,516	115,409	2,597
	SWEDEN	5.11	127	5,825	147
	TAIWAN (REP. OF CHINA)	2,744.08	4,465	204,810	4,982
	THAILAND	6,066.72	5,100	233,937	5,122
	UK OF GREAT BRITAIN AND N. IRELAND	60.74	35,513	1,628,981	36,801
	UNITED STATES OF AMERICA	2,745.76	38,225	1,753,381	41,831
	VIETNAM	29.17	530	24,311	567
8204	Hand-operated spanners and wrenches (including torque meter wrenches but not including tap wrenches); interchangeable spanner sockets, with or without handles.	3,322,291.80	4,984,309	228,630,254	5,266,966
820411	Hand-operated spanners and wrenches, non-adjustable	1,575,099.00	2,004,056	91,926,051	2,130,833

TABLE 8 - Continued

PSCC CODE	COMMODITY AND COUNTRY OF ORIGIN	GROSS WEIGHT (GK)	FOB VALUE		CIF DOLLARS
			DOLLARS	PESOS	
	AUSTRALIA	2,685.48	23,065	1,057,992	25,420
	AUSTRIA	0.73	1,043	47,842	1,051
	BELGIUM	8.07	592	27,155	620
	BRAZIL	7,539.61	5,268	241,643	5,534
	CZECH REPUBLIC (CZECHOSLOVAKIA)	0.05	23	1,055	25
	DENMARK	730.39	20,178	925,565	20,481
	FRANCE	65.24	4,149	190,315	4,592
	GERMANY	1,224.56	79,086	3,627,675	85,747
	HONG KONG, CHINA	11,620.82	55,446	2,543,308	59,466
	INDIA	113,177.33	86,561	3,970,553	89,119
	INDONESIA	336.75	4,047	185,636	4,348
	ISRAEL	1.74	464	21,284	503
	ITALY	257.90	4,564	209,351	5,596
	JAMAICA (EXCLUDES CAYMAN IS., TURKS, CAICOS)	6.86	560	25,687	583
	JAPAN	49,442.96	366,133	16,794,521	393,141
	MALAYSIA	213.01	5,211	239,029	5,574
	MEXICO	40.74	2,504	114,858	2,573
	NETHERLANDS	47.31	6,500	298,155	7,122
	NEW ZEALAND	723.17	746	34,219	866
	PEOPLE'S REPUBLIC OF CHINA	1,237,941.09	718,402	32,953,100	764,213
	REPUBLIC OF KOREA	13,543.36	16,657	764,057	18,713
	SINGAPORE	41,113.84	317,723	14,573,954	333,704
	SLOVAK REPUBLIC (SLOVAKIA)	1,695.89	9,675	443,792	10,378
	SPAIN	510.54	15,216	697,958	15,847
	SWEDEN	23.08	1,631	74,814	1,733
	SWITZERLAND	61.61	1,645	75,456	1,714
	TAIWAN (REP. OF CHINA)	86,441.50	149,302	6,848,483	156,920
	THAILAND	721.98	569	26,100	593
	UK OF GREAT BRITAIN AND N. IRELAND	465.55	16,294	747,406	17,476
	UNITED ARAB EMIRATES, N.E.S.	19.42	777	35,641	809
	UNITED STATES OF AMERICA	4,405.95	89,438	4,102,521	95,745
	VIETNAM	32.47	587	26,926	627
820412	Hand-operated spanners and wrenches, adjustable	783,794.23	1,223,085	56,102,908	1,279,925
	AUSTRALIA	1,272.49	18,856	864,925	19,955
	BELGIUM	8.53	5,141	235,818	5,337
	BRAZIL	1,109.16	775	35,549	814
	CANADA	0.87	305	13,990	344
	DENMARK	655.48	8,830	405,032	8,976
	ETHIOPIA	0.87	58	2,660	65
	GERMANY	169.64	6,367	292,054	6,635
	HONG KONG, CHINA	5,048.48	23,712	1,087,669	25,015
	INDIA	6,839.11	7,283	334,071	7,297
	INDONESIA	3,886.33	3,358	154,031	3,584
	ITALY	25.34	877	40,228	935
	JAPAN	8,522.53	119,176	5,466,603	126,759
	MALAYSIA	0.87	1,053	48,301	1,198
	PEOPLE'S REPUBLIC OF CHINA	544,852.44	296,537	13,602,152	313,931
	REPUBLIC OF KOREA	11,334.93	151,156	6,933,526	155,663
	SINGAPORE	70,414.92	213,005	9,770,539	222,285
	SPAIN	2,136.56	30,465	1,397,430	31,874
	TAIWAN (REP. OF CHINA)	116,087.40	202,896	9,306,840	209,076
	THAILAND	736.56	1,302	59,723	1,310
	UK OF GREAT BRITAIN AND N. IRELAND	187.08	6,706	307,604	7,632
	UNITED STATES OF AMERICA	10,401.40	123,740	5,675,954	129,651
	VIETNAM	103.24	1,487	68,209	1,589
820420	Interchangeable spanner sockets, with or without handles	963,398.57	1,757,168	80,601,295	1,856,208
	AUSTRALIA	880.47	1,714	78,621	1,990
	AUSTRIA	0.73	277	12,706	288
	BANGLADESH	19.43	302	13,853	316
	BELGIUM	869.76	8,190	375,675	8,392
	BRAZIL	3,417.39	2,387	109,492	2,509
	DENMARK	775.90	16,184	742,360	16,749
	FRANCE	343.86	4,505	206,644	4,820
	GERMANY	385.47	23,042	1,056,937	25,289
	HONG KONG, CHINA	6,756.45	120,125	5,510,134	123,465
	INDIA	11.31	141	6,468	147
	INDONESIA	125.14	2,045	93,804	2,095
	ITALY	85.46	1,542	70,732	1,696
	JAPAN	25,620.97	376,387	17,264,872	399,025

TABLE 8 - Continued

PSCC CODE	COMMODITY AND COUNTRY OF ORIGIN	GROSS WEIGHT (GK)	FOB VALUE		CIF DOLLARS
			DOLLARS	PESOS	
	MALAYSIA	2,711.89	14,504	665,298	15,100
	NETHERLANDS	2,274.77	6,327	290,219	7,213
	PEOPLE'S REPUBLIC OF CHINA	686,775.55	451,428	20,707,002	484,823
	REPUBLIC OF KOREA	21,150.85	114,720	5,262,206	118,398
	SINGAPORE	14,532.76	145,281	6,664,039	154,664
	SPAIN	171.14	3,506	160,820	3,692
	SWITZERLAND	95.58	4,409	202,241	4,752
	TAIWAN (REP. OF CHINA)	180,771.87	249,433	11,441,492	259,333
	THAILAND	4,326.34	21,480	985,288	22,472
	UK OF GREAT BRITAIN AND N. IRELAND	10,129.74	78,132	3,583,915	81,429
	UNITED ARAB EMIRATES, N.E.S.	66.34	5,435	249,303	5,779
	UNITED STATES OF AMERICA	1,054.18	105,212	4,826,074	111,298
	VIETNAM	45.22	460	21,100	474
8205	Hand tools (including glaziers' diamonds), not elsewhere specified or included; blow lamps; vices, clamps and the like, other than accessories for and parts of, machine tools; anvils; portable forges; hand- or pedal-operated grinding wheels with frameworks.				
		9,415,346.99	15,704,004	720,342,670	16,719,377
820510	Drilling, threading or tapping tools	440,375.51	1,116,874	51,231,012	1,174,068
	AUSTRALIA	53.20	2,808	128,803	3,117
	CANADA	870.22	3,594	164,857	3,796
	EGYPT ARAB REPUBLIC	12.80	211	9,679	225
	GERMANY	335.40	13,294	609,796	13,427
	GHANA	421.91	13,250	607,778	13,792
	GUAM	102.82	975	44,723	1,003
	HONG KONG, CHINA	1,871.43	18,885	866,255	19,755
	INDONESIA	72.53	771	35,366	830
	ISRAEL	3.34	137	6,284	153
	ITALY	1,041.95	1,639	75,181	1,687
	JAPAN	34,106.35	440,795	20,219,267	466,166
	MALAYSIA	176.85	14,361	658,739	15,237
	NETHERLANDS	10.93	2,950	135,317	3,100
	PEOPLE'S REPUBLIC OF CHINA	381,356.00	266,085	12,205,319	282,834
	REPUBLIC OF KOREA	984.91	14,403	660,666	15,219
	SINGAPORE	7,811.59	168,429	7,725,838	174,425
	SPAIN	2,318.68	29,505	1,353,394	29,808
	SWEDEN	1.67	140	6,422	149
	SWITZERLAND	1.56	30	1,376	36
	TAIWAN (REP. OF CHINA)	4,987.60	36,829	1,689,346	37,973
	THAILAND	149.69	2,691	123,436	2,831
	UK OF GREAT BRITAIN AND N. IRELAND	3.40	458	21,008	489
	UNITED ARAB EMIRATES, N.E.S.	876.38	5,926	271,826	6,166
	UNITED STATES OF AMERICA	2,793.28	78,466	3,599,235	81,592
	VIETNAM	11.02	242	11,101	258
820520	Hammers and sledge hammers	1,934,655.10	1,418,316	65,058,153	1,517,901
	AUSTRALIA	2,678.24	1,620	74,309	1,906
	BELGIUM	2.75	344	15,779	367
	BRAZIL	16,169.19	11,296	518,148	11,868
	DENMARK	18.88	3,223	147,839	3,432
	FRANCE	4.38	146	6,697	174
	GERMANY	4,528.38	16,030	735,296	17,230
	HONG KONG, CHINA	5,789.07	1,859	85,272	2,029
	INDIA	180.92	1,393	63,897	1,653
	INDONESIA	2,016.50	34,926	1,602,056	36,431
	ITALY	7.64	828	37,980	964
	JAPAN	26,468.02	205,710	9,435,918	219,372
	MALAYSIA	415.05	1,459	66,924	1,579
	MEXICO	4,446.38	5,769	264,624	6,208
	NEW ZEALAND	271.21	474	21,742	542
	PEOPLE'S REPUBLIC OF CHINA	1,711,740.21	765,336	35,105,962	811,045
	REPUBLIC OF KOREA	36,398.27	27,498	1,261,333	28,912
	SINGAPORE	88,075.39	223,079	10,232,634	232,764
	SPAIN	733.86	19,766	906,666	22,977
	SWITZERLAND	1,412.02	9,446	433,288	22,843
	TAIWAN (REP. OF CHINA)	29,347.30	30,350	1,392,155	32,333
	THAILAND	1,692.32	14,198	651,262	14,722
	UK OF GREAT BRITAIN AND N. IRELAND	161.08	1,085	49,769	1,241
	UNITED ARAB EMIRATES, N.E.S.	9.12	167	7,660	178
	UNITED STATES OF AMERICA	2,087.26	40,993	1,880,349	45,736

TABLE 8 - Continued

PSCC CODE	COMMODITY AND COUNTRY OF ORIGIN	GROSS WEIGHT (GK)	FOB VALUE		CIF
			DOLLARS	PESOS	DOLLARS
	VIETNAM	1.66	1,321	60,594	1,395
820530	Planes, chisels, gouges and similar cutting tools for working wood	260,572.43	385,775	17,695,500	408,204
	AUSTRALIA	7,334.63	3,485	159,857	3,873
	BRAZIL	4,345.43	3,036	139,261	3,190
	CANADA	1,188.62	1,170	53,668	1,203
	GERMANY	2,321.78	31,969	1,466,418	32,793
	HONG KONG, CHINA	396.54	270	12,385	287
	INDIA	2,559.81	324	14,862	342
	ISRAEL	4.99	14,742	676,216	15,133
	JAPAN	1,372.75	5,646	258,982	8,930
	MALAYSIA	5,709.46	3,016	138,344	3,222
	MEXICO	1,249.45	601	27,568	716
	NEW ZEALAND	347.72	332	15,229	378
	PEOPLE'S REPUBLIC OF CHINA	196,990.25	113,276	5,195,970	121,202
	REPUBLIC OF KOREA	1,467.83	4,291	196,828	5,144
	SINGAPORE	31,491.74	177,716	8,151,833	184,602
	SWITZERLAND	7.32	242	11,101	312
	TAIWAN (REP. OF CHINA)	3,540.22	4,478	205,406	4,753
	UK OF GREAT BRITAIN AND N. IRELAND	3.69	333	15,275	409
	UNITED ARAB EMIRATES, N.E.S.	2.06	143	6,559	152
	UNITED STATES OF AMERICA	238.14	20,705	949,738	21,563
820540	Screwdrivers	1,365,126.32	1,510,712	69,296,361	1,608,101
	AUSTRALIA	796.30	4,093	187,746	4,306
	AUSTRIA	2.62	83	3,807	113
	BELGIUM	16.98	5,320	244,028	5,550
	BRAZIL	3,224.93	2,254	103,391	2,366
	CZECH REPUBLIC (CZECHOSLOVAKIA)	0.40	142	6,514	148
	DENMARK	32.63	1,847	84,722	1,892
	FRANCE	6.19	740	33,944	816
	GERMANY	816.90	67,121	3,078,840	69,844
	HONG KONG, CHINA	32,510.84	138,761	6,364,967	156,745
	ITALY	12,100.74	238,962	10,961,187	248,891
	JAPAN	5,709.08	159,223	7,303,559	169,867
	MALAYSIA	0.84	42	1,927	45
	NETHERLANDS	17.84	2,863	131,326	2,988
	PAKISTAN, ISLAMIC REP. OF	0.85	71	3,257	83
	PEOPLE'S REPUBLIC OF CHINA	1,174,882.75	641,696	29,434,596	682,671
	REPUBLIC OF KOREA	1,419.60	26,996	1,238,307	28,073
	SINGAPORE	28,377.86	41,737	1,914,476	43,942
	SPAIN	120.55	2,871	131,693	3,225
	SWEDEN	19.69	1,320	60,548	1,510
	SWITZERLAND	11.98	4,175	191,507	4,362
	TAIWAN (REP. OF CHINA)	94,358.00	122,710	5,628,708	128,626
	UK OF GREAT BRITAIN AND N. IRELAND	294.26	20,495	940,106	21,295
	UKRAINE (UKRAINIAN S.S.R.)	0.01	430	19,724	476
	UNITED STATES OF AMERICA	10,404.48	26,760	1,227,481	30,267
820551	Household hand tools	1,583,951.23	2,772,632	127,180,627	2,910,350
	AUSTRALIA	3,390.74	23,875	1,095,146	25,656
	AUSTRIA	75.38	2,367	108,574	2,464
	BELGIUM	208.73	4,154	190,544	4,354
	CHILE	720.51	467	21,421	548
	FINLAND	116.47	5,647	259,028	6,280
	FRANCE	674.35	17,734	813,459	19,555
	GERMANY	283.38	18,267	837,907	19,731
	HONG KONG, CHINA	8,079.32	37,553	1,722,556	39,674
	INDIA	12,136.00	3,486	159,903	3,584
	INDONESIA	181.95	1,704	78,162	1,893
	ITALY	540.93	50,207	2,302,995	53,085
	JAMAICA (EXCLUDES CAYMAN IS., TURKS, CAICOS)	3.40	278	12,752	290
	JAPAN	109,205.70	326,033	14,955,133	348,367
	JORDAN	77.46	235	10,779	256
	MALAYSIA	323.22	12,158	557,687	12,651
	MEXICO	9,512.77	11,116	509,891	11,877
	NETHERLANDS	10.14	469	21,513	490
	PEOPLE'S REPUBLIC OF CHINA	763,279.54	1,510,867	69,303,469	1,574,672
	REPUBLIC OF KOREA	29,846.30	113,894	5,224,318	119,428
	SINGAPORE	41,572.19	124,430	5,707,604	127,930

TABLE 8 - Continued

PSCC CODE	COMMODITY AND COUNTRY OF ORIGIN	GROSS WEIGHT (GK)	FOB VALUE		CIF DOLLARS
			DOLLARS	PESOS	
	SPAIN	224.72	2,052	94,125	2,084
	SRI LANKA (CEYLON)	1.45	1,426	65,411	1,570
	SWEDEN	22.89	1,018	46,696	1,085
	SWITZERLAND	44.14	10,274	471,268	10,687
	TAIWAN (REP. OF CHINA)	572,338.28	375,010	17,201,708	391,247
	THAILAND	3,548.49	3,261	149,582	3,412
	TURKEY	433.61	1,016	46,604	1,140
	UK OF GREAT BRITAIN AND N. IRELAND	195.92	6,927	317,742	7,280
	UNITED STATES OF AMERICA	26,393.12	105,037	4,818,047	117,344
	VIETNAM	510.13	1,670	76,603	1,716
820559	Other hand tools, n.e.s.	1,086,011.01	2,899,645	133,006,718	3,078,326
	AUSTRALIA	24,832.81	61,153	2,805,088	64,603
	AUSTRIA	7.38	268	12,293	287
	BELGIUM	310.47	11,614	532,734	11,708
	BRAZIL	895.19	577	26,467	618
	DEMOCRATIC PEOPLE'S REP. OF KOREA	3,030.86	1,632	74,860	1,699
	DENMARK	59.07	1,425	65,365	1,550
	FRANCE	1,194.75	131,508	6,032,272	137,083
	GERMANY	4,026.47	163,725	7,510,066	174,272
	HONG KONG, CHINA	16,340.82	41,093	1,884,936	45,273
	HUNGARY	8.33	725	33,256	831
	INDIA	179.34	112	5,137	117
	IRELAND	7.79	42,042	1,928,467	43,442
	ISRAEL	9.15	712	32,659	776
	ITALY	1,331.33	11,783	540,486	12,567
	JAPAN	35,526.92	556,127	25,509,545	582,206
	MALAYSIA	1,999.42	20,963	961,573	23,465
	MEXICO	1,147.44	2,814	129,078	2,987
	NETHERLANDS	520.64	49,830	2,285,702	57,551
	NEW ZEALAND	192.29	147	6,743	176
	PEOPLE'S REPUBLIC OF CHINA	712,166.34	551,104	25,279,140	587,716
	QATAR	19.14	308	14,128	357
	REPUBLIC OF KOREA	37,287.40	81,308	3,729,598	87,608
	SAUDI ARABIA	1,340.07	5,757	264,074	5,764
	SINGAPORE	57,932.08	382,291	17,535,688	406,737
	SPAIN	614.82	9,287	425,995	10,545
	SWEDEN	255.56	1,761	80,777	1,857
	SWITZERLAND	85.08	8,131	372,969	9,099
	TAIWAN (REP. OF CHINA)	94,664.81	204,571	9,383,672	213,291
	THAILAND	5,392.98	84,793	3,889,455	88,592
	UK OF GREAT BRITAIN AND N. IRELAND	2,330.13	29,698	1,362,248	31,268
	UNITED ARAB EMIRATES, N.E.S.	3,583.30	19,184	879,970	20,169
	UNITED STATES OF AMERICA	78,640.29	409,732	18,794,408	440,099
	VIETNAM	78.54	13,470	617,869	14,013
820560	Blow lamps	17,728.90	49,154	2,254,695	50,671
	GERMANY	302.86	3,519	161,417	3,757
	JAPAN	92.59	7,970	365,584	8,030
	PEOPLE'S REPUBLIC OF CHINA	14,702.14	19,444	891,896	20,062
	REPUBLIC OF KOREA	477.27	1,131	51,879	1,152
	TAIWAN (REP. OF CHINA)	4.35	40	1,835	47
	VIETNAM	2,149.69	17,050	782,084	17,623
820570	Vices, clamps and the like	2,554,444.83	4,970,379	227,991,287	5,323,897
	AUSTRALIA	444.74	2,352	107,886	2,548
	AUSTRIA	29.77	2,110	96,786	2,370
	BELGIUM	133.39	5,752	263,844	5,886
	CANADA	1,097.47	48,967	2,246,116	57,379
	DEMOCRATIC PEOPLE'S REP. OF KOREA	605.47	76	3,486	89
	DENMARK	12.53	375	17,201	388
	FINLAND	2.47	88	4,037	93
	FRANCE	25.07	7,519	344,897	8,149
	GERMANY	1,275.53	154,231	7,074,576	162,221
	HONG KONG, CHINA	8,115.44	30,611	1,404,127	31,599
	ICELAND	115.73	15,610	716,031	16,538
	INDIA	1,602.04	7,063	323,980	8,055
	INDONESIA	108.98	1,457	66,833	1,591
	ISRAEL	0.19	932	42,751	971
	ITALY	793.81	24,751	1,135,328	29,107
	JAMAICA (EXCLUDES CAYMAN IS., TURKS, CAICOS)	4.13	64	2,936	66

TABLE 8 - Continued

PSCC CODE	COMMODITY AND COUNTRY OF ORIGIN	GROSS WEIGHT (GK)	FOB VALUE		CIF DOLLARS
			DOLLARS	PESOS	
	JAPAN	37,794.61	474,895	21,783,434	507,649
	KENYA	30.49	372	17,064	389
	MALAYSIA	24,155.45	1,764,752	80,949,174	1,930,052
	NETHERLANDS	192.01	17,733	813,413	18,662
	NEW ZEALAND	4.35	1,236	56,695	1,306
	PEOPLE'S REPUBLIC OF CHINA	2,162,692.14	982,856	45,083,605	1,044,683
	REPUBLIC OF KOREA	19,366.77	77,525	3,556,072	83,089
	SINGAPORE	24,697.58	290,613	13,330,418	298,064
	SPAIN	925.12	4,172	191,370	4,528
	SWEDEN	221.52	12,739	584,338	14,038
	SWITZERLAND	20.58	7,293	334,530	7,575
	TAIWAN (REP. OF CHINA)	243,541.40	565,341	25,932,192	591,339
	THAILAND	10,968.09	163,216	7,486,718	171,370
	UK OF GREAT BRITAIN AND N. IRELAND	894.35	6,089	279,302	6,802
	UNITED ARAB EMIRATES, N.E.S.	30.82	320	14,678	380
	UNITED STATES OF AMERICA	14,542.79	299,269	13,727,469	316,921
820580	Anvils; portable forges; hand- or pedal-operated grinding wheels with frameworks	135,842.69	525,612	24,109,825	583,421
	AUSTRALIA	1,689.18	2,556	117,244	2,869
	AUSTRIA	8.36	503	23,073	585
	BELGIUM	6.68	1,836	84,217	1,956
	GERMANY	332.19	13,553	621,676	14,043
	HONG KONG, CHINA	46.86	4,432	203,296	4,641
	ITALY	187.78	36,560	1,677,007	38,815
	JAPAN	11,677.21	179,596	8,238,069	190,277
	MALAYSIA	216.01	11,495	527,276	11,899
	NEW ZEALAND	240.83	250	11,468	267
	PEOPLE'S REPUBLIC OF CHINA	92,023.25	53,456	2,452,027	57,619
	REPUBLIC OF KOREA	4,115.33	68,445	3,139,572	73,464
	SINGAPORE	5,853.06	34,772	1,594,992	37,593
	SWITZERLAND	0.88	63	2,890	65
	TAIWAN (REP. OF CHINA)	18,665.93	37,062	1,700,034	39,111
	THAILAND	0.42	25	1,147	51
	UK OF GREAT BRITAIN AND N. IRELAND	149.11	1,387	63,622	1,483
	UNITED STATES OF AMERICA	625.44	79,262	3,635,748	108,288
	VIETNAM	4.17	359	16,467	395
820590	Sets of articles of two or more of the foregoing subheadings	36,638.97	54,905	2,518,492	64,438
	GERMANY	275.38	7,035	322,695	8,461
	JAPAN	122.81	1,881	86,281	2,165
	NETHERLANDS	253.80	423	19,403	2,285
	PEOPLE'S REPUBLIC OF CHINA	31,360.81	27,865	1,278,168	30,378
	REPUBLIC OF KOREA	413.16	2,793	128,115	3,021
	SINGAPORE	861.07	1,910	87,612	2,054
	TAIWAN (REP. OF CHINA)	546.18	4,220	193,571	4,390
	UNITED STATES OF AMERICA	2,805.76	8,778	402,647	11,684
8206	Tools of two or more of the headings 82.02 to 82.05, put up in sets for retail sale.	1,139,777.94	7,027,844	322,367,204	7,375,842
820600	Tools of two or more of the headings Nos. 82.02 to 82.05, put up in sets for retail sale	1,139,777.94	7,027,844	322,367,204	7,375,842
	AUSTRALIA	4,401.38	13,167	603,970	13,880
	AUSTRIA	34.42	1,193	54,723	1,227
	BELGIUM	87.21	2,202	101,006	2,280
	BRAZIL	271.27	143	6,559	166
	FINLAND	5.21	139	6,376	160
	FRANCE	4,942.63	164,682	7,553,963	167,780
	GERMANY	5,603.83	53,868	2,470,925	58,273
	HONG KONG, CHINA	10,205.50	144,815	6,642,664	150,052
	INDIA	63.98	168	7,706	180
	INDONESIA	218.81	15,976	732,819	17,088
	ISRAEL	13.30	2,448	112,290	2,460
	ITALY	133.49	6,298	288,889	6,695
	JAPAN	46,672.29	797,147	36,565,133	837,043
	MALAYSIA	5,985.50	68,209	3,128,747	71,136
	NETHERLANDS	209.54	26,451	1,213,307	27,321
	NEW ZEALAND	71.79	3,692	169,352	4,311
	NORWAY	238.84	5,390	247,239	5,541
	PEOPLE'S REPUBLIC OF CHINA	825,623.38	4,524,988	207,561,200	4,735,728

TABLE 8 - Continued

PSCC CODE	COMMODITY AND COUNTRY OF ORIGIN	GROSS WEIGHT (GK)	FOB VALUE		CIF
			DOLLARS	PESOS	DOLLARS
	REPUBLIC OF KOREA	79,156.41	208,653	9,570,913	226,829
	SINGAPORE	8,547.69	177,354	8,135,228	192,667
	SPAIN	76.13	3,370	154,582	4,048
	SWEDEN	39.64	859	39,402	910
	SWITZERLAND	121.89	8,618	395,308	8,895
	TAIWAN (REP. OF CHINA)	69,466.88	187,986	8,622,918	196,215
	THAILAND	1,335.65	68,003	3,119,298	70,023
	TURKEY	59.41	1,996	91,557	2,052
	UK OF GREAT BRITAIN AND N. IRELAND	551.95	17,266	791,991	19,266
	UNITED ARAB EMIRATES, N.E.S.	21.76	899	41,237	959
	UNITED STATES OF AMERICA	75,570.06	516,323	23,683,736	546,948
	VIETNAM	48.10	5,541	254,166	5,709
8207	Interchangeable tools for hand tools, whether or not power-operated, or for machine-tools (for example, for pressing, stamping, punching, tapping, threading, drilling, boring, broaching, milling, turning or screwdriving), including dies for drawing or extruding metal, and rock drilling or earth boring tools.				
		2,988,706.86	42,541,845	1,951,394,431	44,741,857
820713	Rock drilling or earth boring tools, with working part of cermets	87,504.52	2,653,887	121,733,799	2,896,694
	CANADA	5.83	50	2,294	97
	FINLAND	339.48	11,102	509,249	12,948
	GERMANY	2,518.96	67,556	3,098,794	70,247
	HONG KONG, CHINA	494.03	25,981	1,191,748	27,451
	INDIA	1.66	972	44,586	1,054
	INDONESIA	3,605.92	43,271	1,984,841	44,371
	IRELAND	1,243.32	21,979	1,008,177	31,054
	ITALY	160.85	45,688	2,095,709	46,761
	JAPAN	4,918.87	643,812	29,531,656	734,617
	MALAYSIA	1.19	42	1,927	44
	PEOPLE'S REPUBLIC OF CHINA	40.89	2,849	130,684	3,127
	REPUBLIC OF KOREA	2,174.35	115,876	5,315,232	126,744
	SINGAPORE	43,642.87	886,974	40,685,497	930,985
	SOUTH AFRICA, REP. OF	1,123.35	18,363	842,311	19,740
	SWEDEN	17,703.15	382,893	17,563,302	440,411
	SWITZERLAND	74.40	1,699	77,933	1,938
	TAIWAN (REP. OF CHINA)	4,479.23	31,285	1,435,043	32,574
	THAILAND	1,530.57	31,745	1,456,143	32,749
	UK OF GREAT BRITAIN AND N. IRELAND	1,666.95	24,860	1,140,328	26,499
	UNITED ARAB EMIRATES, N.E.S.	0.59	10,203	468,012	10,467
	UNITED STATES OF AMERICA	1,778.06	286,687	13,150,333	302,816
820719	Rock drilling or earth boring tools, other than item 820713, including parts	269,657.30	4,287,806	196,681,663	4,497,870
	AUSTRALIA	997.44	57,553	2,639,956	60,779
	BELGIUM	1,536.18	38,024	1,744,161	38,797
	FINLAND	326.31	3,915	179,581	4,075
	FRANCE	10,951.67	234,412	10,752,478	240,978
	GERMANY	7,102.54	125,273	5,746,273	130,623
	HONG KONG, CHINA	33.07	11,228	515,028	11,228
	INDIA	11.07	148	6,789	210
	INDONESIA	96.40	7,636	350,263	8,463
	IRELAND	7.14	1,865	85,548	1,878
	ITALY	897.32	8,488	389,345	8,974
	JAPAN	89,005.39	767,045	35,184,355	799,016
	MALAYSIA	2,091.65	39,395	1,807,049	42,097
	MEXICO	1,353.40	67,172	3,081,180	71,768
	MYANMAR, UNION OF (BURMA)	85.76	138	6,330	143
	PEOPLE'S REPUBLIC OF CHINA	49,549.05	602,449	27,634,335	625,184
	REPUBLIC OF KOREA	40,010.65	312,596	14,338,779	340,605
	SINGAPORE	12,177.23	431,764	19,805,015	455,999
	SOUTH AFRICA, REP. OF	378.99	45,756	2,098,828	48,517
	SPAIN	7.92	486	22,293	501
	SWEDEN	15,567.91	359,261	16,479,302	374,221
	SWITZERLAND	503.51	14,892	683,096	20,571
	TAIWAN (REP. OF CHINA)	24,768.58	37,658	1,727,372	39,323
	THAILAND	2,990.15	458,654	21,038,459	474,528
	UNITED STATES OF AMERICA	9,207.97	661,998	30,365,848	699,392
820720	Dies for drawing or extruding metal	121,502.12	4,820,005	221,093,631	5,095,521

TABLE 8 - Continued

PSCC CODE	COMMODITY AND COUNTRY OF ORIGIN	GROSS WEIGHT (GK)	FOB VALUE		CIF
			DOLLARS	PESOS	DOLLARS
	CANADA	70.44	2,971	136,280	3,231
	DEMOCRATIC PEOPLE'S REP. OF KOREA	622.96	23,039	1,056,799	23,369
	DENMARK	14.58	155	7,110	240
	FRANCE	0.83	571	26,192	610
	GERMANY	8,236.18	68,712	3,151,819	73,698
	HONG KONG, CHINA	55.04	5,235	240,129	5,248
	INDIA	94.22	20,840	955,931	21,938
	ITALY	4.58	5,532	253,753	5,959
	JAPAN	16,846.41	1,085,886	49,809,591	1,202,268
	MALAYSIA	611.64	25,426	1,166,291	27,830
	NETHERLANDS	19.20	416	19,082	686
	PEOPLE'S REPUBLIC OF CHINA	7,522.06	30,618	1,404,448	32,620
	REPUBLIC OF KOREA	21,816.60	244,365	11,209,023	256,696
	SINGAPORE	4,905.18	206,758	9,483,989	213,056
	SWITZERLAND	1,475.85	25,764	1,181,795	26,564
	TAIWAN (REP. OF CHINA)	3,755.27	51,257	2,351,159	53,396
	THAILAND	36,269.11	144,532	6,629,683	157,058
	UK OF GREAT BRITAIN AND N. IRELAND	1.63	1,130	51,833	1,171
	UNITED STATES OF AMERICA	19,180.34	2,876,798	131,958,724	2,989,883
820730	Tools for pressing, stamping or punching	170,300.71	2,131,908	97,790,620	2,237,264
	BRAZIL	4.48	363	16,651	376
	CANADA	21.20	691	31,696	889
	DENMARK	11.23	5,619	257,744	5,887
	FRANCE	1.66	1,942	89,080	2,076
	GERMANY	4,406.44	90,784	4,164,262	95,102
	HONG KONG, CHINA	1,557.95	7,922	363,382	8,135
	INDIA	672.18	7,892	362,006	8,745
	INDONESIA	1,033.28	35,806	1,642,421	36,855
	ITALY	635.25	8,825	404,803	9,317
	JAPAN	19,694.37	529,563	24,291,055	547,351
	MALAYSIA	15.10	3,101	142,243	3,311
	NETHERLANDS	13.37	1,744	79,997	1,815
	PEOPLE'S REPUBLIC OF CHINA	82,940.03	193,853	8,892,037	201,392
	POLAND	0.85	732	33,577	780
	PORTUGAL	0.87	1,082	49,631	1,114
	PUERTO RICO	5,853.32	18,171	833,504	19,259
	REPUBLIC OF KOREA	23,058.26	236,037	10,827,017	238,819
	SINGAPORE	5,067.39	57,384	2,632,204	60,139
	SWEDEN	908.35	20,693	949,188	21,277
	SWITZERLAND	8.70	1,164	53,393	1,203
	TAIWAN (REP. OF CHINA)	1,762.46	19,399	889,832	20,726
	THAILAND	27.76	3,370	154,582	3,465
	TURKEY	66.77	406	18,623	1,232
	UK OF GREAT BRITAIN AND N. IRELAND	13.17	2,692	123,482	2,802
	UNITED STATES OF AMERICA	22,486.41	862,722	39,573,058	924,106
	VIETNAM	39.86	19,951	915,152	21,091
820740	Tools for tapping or threading	69,625.55	862,925	39,582,369	901,977
	AUSTRALIA	16.47	470	21,559	489
	DENMARK	14.68	1,346	61,741	1,397
	FRANCE	37.68	1,247	57,200	1,259
	GERMANY	695.38	43,493	1,995,024	46,005
	HONG KONG, CHINA	3.15	1,011	46,375	1,058
	INDIA	6,829.40	17,073	783,139	18,150
	ISRAEL	45.44	9,817	450,306	10,526
	ITALY	416.28	2,882	132,197	3,154
	JAPAN	4,580.57	49,897	2,288,775	52,825
	NETHERLANDS	0.22	59	2,706	61
	PEOPLE'S REPUBLIC OF CHINA	49,534.97	408,808	18,752,023	424,821
	REPUBLIC OF KOREA	272.44	26,602	1,220,234	28,680
	SINGAPORE	4,641.09	144,906	6,646,838	148,711
	SPAIN	2.54	93	4,266	115
	SWEDEN	0.84	230	10,550	241
	TAIWAN (REP. OF CHINA)	1,194.37	20,989	962,765	21,477
	UK OF GREAT BRITAIN AND N. IRELAND	137.01	7,059	323,796	7,301
	UNITED STATES OF AMERICA	1,203.02	126,943	5,822,875	135,707
820750	Tools for drilling, other than for rock drilling	634,615.96	8,340,457	382,576,760	8,635,022
	AUSTRALIA	5,931.81	36,531	1,675,677	38,560
	AUSTRIA	212.86	7,681	352,327	10,632

TABLE 8 - Continued

PSCC CODE	COMMODITY AND COUNTRY OF ORIGIN	GROSS WEIGHT (GK)	FOB VALUE		CIF
			DOLLARS	PESOS	DOLLARS
	BELGIUM	1,260.12	15,301	701,857	15,865
	BRAZIL	466.92	327	14,999	342
	CANADA	8.23	613	28,118	634
	DENMARK	6.97	117	5,367	125
	FRANCE	7,067.56	175,544	8,052,203	198,940
	GERMANY	33,623.92	844,377	38,731,573	868,986
	GHANA	559.47	17,561	805,523	18,280
	HONG KONG, CHINA	1,860.04	26,505	1,215,784	28,024
	INDIA	464.76	7,541	345,906	8,422
	INDONESIA	24.64	3,704	169,902	3,950
	ISRAEL	19.96	3,176	145,683	3,504
	ITALY	165.23	2,946	135,133	3,132
	JAPAN	23,663.64	428,653	19,662,313	446,575
	LIECHTENSTEIN	0.84	32	1,468	34
	MALAYSIA	10,991.19	184,875	8,480,216	192,458
	NETHERLANDS	25,107.15	155,625	7,138,519	165,608
	NEW ZEALAND	17.01	1,822	83,575	1,826
	NORWAY	0.74	1,401	64,264	1,458
	PEOPLE'S REPUBLIC OF CHINA	417,944.02	3,488,638	160,023,825	3,618,813
	POLAND	375.75	6,776	310,815	7,053
	REPUBLIC OF KOREA	15,415.68	47,525	2,179,972	51,017
	SAUDI ARABIA	786.99	295,229	13,542,154	295,526
	SINGAPORE	23,175.08	696,274	31,938,088	728,696
	SOUTH AFRICA, REP. OF	569.82	36,786	1,687,374	39,166
	SPAIN	89.49	3,128	143,481	3,247
	SWEDEN	2,610.34	64,415	2,954,716	66,270
	SWITZERLAND	2,639.20	99,300	4,554,891	115,011
	TAIWAN (REP. OF CHINA)	27,113.81	64,767	2,970,862	69,871
	THAILAND	8.91	8,741	400,950	8,998
	UNITED ARAB EMIRATES, N.E.S.	222.82	5,075	232,790	5,217
	UNITED STATES OF AMERICA	32,210.99	1,609,471	73,826,435	1,618,782
820760	Tools for boring or broaching	8,507.69	164,590	7,549,742	172,225
	AUSTRALIA	0.84	109	5,000	122
	CANADA	5.98	621	28,485	647
	FRANCE	249.30	8,509	390,308	8,940
	GERMANY	12.20	3,922	179,902	4,048
	GHANA	23.30	737	33,806	767
	HONG KONG, CHINA	0.13	512	23,485	547
	INDIA	0.83	39	1,789	42
	ISRAEL	2.38	1,006	46,145	1,063
	ITALY	50.30	4,467	204,901	4,882
	JAPAN	4,487.39	105,383	4,833,918	109,498
	MALAYSIA	5.46	204	9,357	230
	PEOPLE'S REPUBLIC OF CHINA	3,262.13	6,461	296,366	6,679
	REPUBLIC OF KOREA	26.16	2,257	103,529	2,482
	SINGAPORE	116.08	2,165	99,309	2,295
	SWEDEN	17.00	1,004	46,053	1,033
	UNITED STATES OF AMERICA	248.21	27,194	1,247,389	28,950
820770	Tools for milling	23,610.00	1,118,395	51,300,778	1,187,555
	AUSTRALIA	519.02	13,316	610,805	13,920
	CANADA	14.76	13,440	616,493	13,894
	DENMARK	0.48	72	3,303	77
	FINLAND	9.98	730	33,485	804
	FRANCE	0.26	365	16,743	383
	GERMANY	162.78	16,897	775,065	18,188
	GHANA	16.30	500	22,935	521
	HONG KONG, CHINA	44.24	3,622	166,141	4,031
	INDIA	1.79	565	25,917	595
	INDONESIA	168.24	5,043	231,322	5,388
	ISRAEL	68.79	16,070	737,131	17,445
	ITALY	78.25	6,181	283,522	7,053
	JAPAN	5,919.34	264,635	12,138,807	283,841
	MALAYSIA	37.30	9,559	438,471	9,968
	NETHERLANDS	35.51	7,358	337,511	7,820
	NORWAY	5.39	1,190	54,585	1,272
	PEOPLE'S REPUBLIC OF CHINA	11,045.79	28,897	1,325,505	30,367
	REPUBLIC OF KOREA	998.13	44,945	2,061,627	47,670
	SINGAPORE	1,091.91	113,964	5,227,529	119,005
	SWEDEN	19.07	773	35,458	973
	SWITZERLAND	7.54	1,149	52,705	1,281

TABLE 8 - Continued

PSCC CODE	COMMODITY AND COUNTRY OF ORIGIN	GROSS WEIGHT (GK)	FOB VALUE		CIF
			DOLLARS	PESOS	DOLLARS
	TAIWAN (REP. OF CHINA)	283.96	22,164	1,016,663	23,752
	THAILAND	774.44	6,330	290,357	6,870
	UK OF GREAT BRITAIN AND N. IRELAND	16.89	907	41,604	1,150
	UNITED STATES OF AMERICA	2,289.84	539,723	24,757,094	571,287
820780	Tools for turning	40,106.06	177,728	8,152,385	185,687
	GERMANY	8.36	102	4,679	108
	HONG KONG, CHINA	16.62	5,947	272,789	5,953
	INDIA	34.84	137	6,284	149
	INDONESIA	2.61	479	21,972	496
	ISRAEL	1.57	1,447	66,374	1,569
	ITALY	18.55	1,600	73,392	1,694
	JAPAN	403.96	25,821	1,184,409	26,898
	MALAYSIA	33.42	4,383	201,048	4,681
	NETHERLANDS	444.15	51,322	2,354,140	53,046
	PEOPLE'S REPUBLIC OF CHINA	37,688.07	28,964	1,328,579	30,651
	REPUBLIC OF KOREA	275.80	19,995	917,171	20,790
	SINGAPORE	71.02	8,410	385,767	8,859
	SWEDEN	0.87	248	11,376	259
	SWITZERLAND	1.75	657	30,137	760
	TAIWAN (REP. OF CHINA)	953.39	18,650	855,476	19,268
	UK OF GREAT BRITAIN AND N. IRELAND	90.30	1,545	70,869	1,931
	UNITED STATES OF AMERICA	58.67	7,755	355,722	8,292
	VIETNAM	2.11	266	12,201	283
820790	Other interchangeable tools for hand tools	1,563,276.95	17,984,144	824,932,684	18,932,042
	AUSTRALIA	2,220.55	41,259	1,892,550	43,738
	AUSTRIA	44.57	1,623	74,447	3,144
	BELGIUM	312.32	23,967	1,099,366	25,307
	CANADA	71.20	24,305	1,114,870	25,338
	DENMARK	1,991.88	14,589	669,197	18,130
	DOMINICAN REPUBLIC	73.33	165	7,569	653
	EGYPT ARAB REPUBLIC	43.46	505	23,164	586
	FINLAND	264.85	4,731	217,011	4,813
	FRANCE	5,351.32	91,051	4,176,509	133,897
	GERMANY	11,119.78	550,367	25,245,334	579,344
	GHANA	129.74	4,067	186,553	4,234
	HONG KONG, CHINA	61,692.72	730,287	33,498,265	769,045
	HUNGARY	36.06	1,488	68,255	1,819
	INDIA	3,357.98	78,245	3,589,098	86,505
	INDONESIA	417.50	25,202	1,156,016	27,261
	IRELAND	66.27	17,945	823,137	18,797
	ISRAEL	60.04	72,654	3,332,639	75,428
	ITALY	1,013.73	107,849	4,947,034	110,417
	JAMAICA (EXCLUDES CAYMAN IS., TURKS, CAICOS)	8.89	726	33,302	756
	JAPAN	285,120.71	5,430,994	249,119,695	5,766,339
	MACAU	0.83	699	32,063	805
	MALAYSIA	8,968.39	918,507	42,131,916	962,706
	MEXICO	985.33	7,491	343,612	7,952
	NETHERLANDS	175.70	27,172	1,246,380	28,906
	NEW ZEALAND	2.68	229	10,504	273
	PAPUA NEW GUINEA	3,128.73	38,513	1,766,591	39,801
	PEOPLE'S REPUBLIC OF CHINA	635,012.63	1,627,384	74,648,104	1,717,049
	PERU	15.52	347	15,917	393
	POLAND	14.34	13,015	596,998	13,616
	QATAR	32.31	911	41,788	1,099
	REPUBLIC OF KOREA	66,694.49	619,190	28,402,245	641,155
	SINGAPORE	113,080.15	2,061,532	94,562,473	2,153,932
	SPAIN	327.04	33,807	1,550,727	34,323
	SWEDEN	155.58	27,584	1,265,278	29,756
	SWITZERLAND	575.53	36,188	1,659,944	38,000
	TAIWAN (REP. OF CHINA)	247,347.03	3,168,827	145,354,094	3,273,592
	THAILAND	18,224.25	191,768	8,796,398	214,521
	UK OF GREAT BRITAIN AND N. IRELAND	2,527.97	249,629	11,450,482	255,646
	UNITED ARAB EMIRATES, N.E.S.	157.52	10,349	474,709	10,638
	UNITED STATES OF AMERICA	12,959.04	1,576,609	72,319,055	1,653,257
	VIETNAM	79,494.99	152,374	6,989,395	159,071
8208	Knives and cutting blades, for machines or for mechanical appliances.	1,451,881.44	11,839,025	543,056,076	12,508,587
820810	Knives and cutting blades, for metal working	43,256.99	513,003	23,531,447	531,810

TABLE 8 - Continued

PSCC CODE	COMMODITY AND COUNTRY OF ORIGIN	GROSS WEIGHT (GK)	FOB VALUE		CIF
			DOLLARS	PESOS	DOLLARS
	AUSTRIA	1.66	39	1,789	115
	CANADA	4.23	19,076	875,016	19,857
	FINLAND	11,007.44	1,189	54,539	1,388
	GERMANY	4,673.87	12,846	589,246	13,319
	HONG KONG, CHINA	141.41	1,485	68,117	1,532
	INDONESIA	4,641.59	48,056	2,204,329	49,821
	ITALY	1.98	318	14,587	350
	JAPAN	3,372.65	265,788	12,191,696	272,381
	MALAYSIA	4,510.68	16,025	735,067	16,741
	PEOPLE'S REPUBLIC OF CHINA	12,433.66	73,283	3,361,491	77,810
	REPUBLIC OF KOREA	174.28	13,989	641,675	14,853
	SINGAPORE	1,277.63	32,228	1,478,298	33,011
	SPAIN	151.78	5,958	273,293	6,866
	TAIWAN (REP. OF CHINA)	758.48	14,658	672,362	15,066
	THAILAND	35.65	3,634	166,692	4,065
	UK OF GREAT BRITAIN AND N. IRELAND	42.54	1,118	51,283	1,192
	UNITED STATES OF AMERICA	23.27	3,215	147,472	3,337
	VIETNAM	4.19	98	4,495	106
820820	Knives and cutting blades, for wood working	165,507.20	392,709	18,013,562	419,399
	AUSTRIA	677.09	2,469	113,253	2,504
	BRAZIL	1,967.64	1,375	63,071	1,444
	FINLAND	12,074.43	14,686	673,647	15,067
	GERMANY	4,578.15	17,971	824,330	18,970
	INDIA	919.95	24,263	1,112,944	25,405
	INDONESIA	16,096.84	111,985	5,136,752	117,202
	ITALY	729.07	17,961	823,871	18,752
	JAPAN	20,867.16	59,603	2,733,990	67,530
	MALAYSIA	0.50	2,505	114,904	2,635
	NETHERLANDS	36.37	4,331	198,663	4,528
	PEOPLE'S REPUBLIC OF CHINA	84,117.60	60,918	2,794,309	66,110
	SINGAPORE	4,527.30	22,613	1,037,258	24,007
	SWEDEN	323.15	20,340	932,996	21,277
	TAIWAN (REP. OF CHINA)	18,322.82	24,027	1,102,118	24,770
	TURKEY	169.18	2,970	136,234	3,506
	UNITED STATES OF AMERICA	99.95	4,692	215,222	5,692
820830	Knives and cutting blades, for kitchen appliances or for machines used by the food industry	97,906.89	547,601	25,118,459	579,998
	AUSTRALIA	348.31	5,305	243,340	5,484
	AUSTRIA	6.09	761	34,907	849
	CANADA	15.59	447	20,504	480
	COSTA RICA	106.32	10,322	473,470	10,606
	CZECH REPUBLIC (CZECHOSLOVAKIA)	145.34	909	41,696	999
	DENMARK	32.67	2,232	102,382	2,367
	ESTONIA	7.01	2,801	128,482	2,966
	FINLAND	2.27	393	18,027	408
	FRANCE	7,894.74	33,962	1,557,837	35,403
	GERMANY	1,210.91	88,988	4,081,880	94,508
	HONG KONG, CHINA	526.95	5,245	240,588	5,410
	INDIA	267.85	1,515	69,493	1,634
	INDONESIA	6.90	63	2,890	72
	ITALY	107.94	18,561	851,393	19,686
	JAPAN	821.60	53,712	2,463,769	56,776
	MALAYSIA	48.80	811	37,201	886
	MEXICO	17.39	1,694	77,704	1,865
	NETHERLANDS	11.16	2,686	123,207	2,883
	PEOPLE'S REPUBLIC OF CHINA	69,883.61	55,329	2,537,941	59,816
	REPUBLIC OF KOREA	564.07	9,666	443,379	10,049
	RUSSIAN FEDERATION	0.83	45	2,064	51
	SINGAPORE	144.72	29,229	1,340,734	30,547
	SPAIN	47.85	7,334	336,411	7,730
	SWEDEN	4.66	561	25,733	584
	SWITZERLAND	69.18	10,167	466,360	10,648
	TAIWAN (REP. OF CHINA)	10,485.81	57,466	2,635,965	59,683
	THAILAND	1.10	473	21,697	491
	TURKEY	43.49	1,326	60,824	1,380
	UK OF GREAT BRITAIN AND N. IRELAND	74.39	8,879	407,280	10,073
	UNITED STATES OF AMERICA	1,529.10	74,623	3,422,957	81,584
	VIETNAM	3,480.24	62,096	2,848,344	64,080

TABLE 8 - Continued

PSCC CODE	COMMODITY AND COUNTRY OF ORIGIN	GROSS WEIGHT (GK)	FOB VALUE		CIF
			DOLLARS	PESOS	DOLLARS
820840	Knives and cutting blades, for agricultural, horticultural or forestry machines	170,972.21	182,776	8,383,934	196,644
	AUSTRALIA	697.52	5,211	239,029	6,044
	BELGIUM	38.28	596	27,339	691
	GERMANY	669.43	2,365	108,483	2,518
	HONG KONG, CHINA	0.01	92	4,220	96
	JAPAN	4,406.29	9,407	431,499	10,119
	MALAYSIA	20.80	193	8,853	206
	PEOPLE'S REPUBLIC OF CHINA	142,281.55	68,363	3,135,811	72,615
	PUERTO RICO	17,525.37	8,392	384,941	9,324
	REPUBLIC OF KOREA	8.70	174	7,981	219
	SINGAPORE	7.74	43	1,972	50
	SWITZERLAND	32.47	420	19,265	448
	TAIWAN (REP. OF CHINA)	2,980.06	17,067	782,863	19,431
	THAILAND	117.78	1,152	52,842	1,224
	UK OF GREAT BRITAIN AND N. IRELAND	25.53	1,581	72,520	1,851
	UNITED STATES OF AMERICA	2,160.68	67,720	3,106,316	71,808
820890	Knives and cutting blades, for machines or for mechanical appliances, n.e.s.	974,238.15	10,202,936	468,008,674	10,780,736
	AUSTRALIA	4,969.00	62,873	2,883,985	69,569
	AUSTRIA	25.57	1,624	74,493	1,706
	BELGIUM	3.48	244	11,192	282
	CANADA	181.35	29,146	1,336,927	30,205
	CZECH REPUBLIC (CZECHOSLOVAKIA)	1.67	2,749	126,097	2,937
	DENMARK	132.63	7,733	354,713	8,177
	FINLAND	46.71	1,638	75,135	1,684
	FRANCE	1,375.62	20,959	961,389	21,738
	GERMANY	5,072.37	302,825	13,890,583	318,962
	HONG KONG, CHINA	8,734.36	291,393	13,366,197	305,728
	INDIA	4,205.87	33,872	1,553,709	35,427
	INDONESIA	149.08	14,959	686,169	15,855
	IRELAND	8.05	36	1,651	39
	ISRAEL	804.68	218,126	10,005,440	222,166
	ITALY	22,655.28	133,093	6,104,976	139,245
	JAMAICA (EXCLUDES CAYMAN IS., TURKS, CAICOS)	6.15	502	23,027	523
	JAPAN	103,985.09	2,744,912	125,909,113	2,885,954
	MACAU	14,627.10	43,441	1,992,639	45,220
	MALAYSIA	1,415.23	58,742	2,694,496	60,828
	MEXICO	856.68	5,975	274,073	6,111
	NETHERLANDS	4,095.59	310,191	14,228,461	311,493
	NEW ZEALAND	170.13	25,556	1,172,254	25,922
	PEOPLE'S REPUBLIC OF CHINA	558,396.33	915,638	42,000,315	957,182
	POLAND	2,058.28	401,162	18,401,301	412,477
	REPUBLIC OF KOREA	19,274.26	2,094,104	96,056,550	2,177,204
	ROMANIA	744.23	51,275	2,351,984	51,903
	RUSSIAN FEDERATION	806.98	9,569	438,930	9,576
	SINGAPORE	67,625.22	226,851	10,405,655	237,973
	SLOVENIA	3.98	2,239	102,703	2,403
	SPAIN	97.40	2,701	123,895	3,208
	SWEDEN	625.70	17,291	793,138	18,429
	SWITZERLAND	530.38	29,384	1,347,844	30,353
	TAIWAN (REP. OF CHINA)	56,723.65	546,735	25,078,734	570,065
	THAILAND	7,305.17	70,042	3,212,827	74,896
	TURKEY	114.01	2,303	105,639	2,468
	UK OF GREAT BRITAIN AND N. IRELAND	2,182.38	167,635	7,689,417	178,613
	UNITED ARAB EMIRATES, N.E.S.	41.92	4,021	184,443	4,529
	UNITED STATES OF AMERICA	65,227.24	1,312,860	60,220,888	1,500,305
	VIETNAM	18,959.33	38,537	1,767,692	39,381
8209	Plates, sticks, tips and the like for tools, unmounted, of cermets.	77,527.51	2,004,557	91,949,026	2,128,043
820900	Plates, sticks, tips and the like for tools, unmounted, of cermets	77,527.51	2,004,557	91,949,026	2,128,043
	AUSTRALIA	26.58	5,307	243,432	5,807
	AUSTRIA	15.63	5,483	251,505	5,715
	BELGIUM	14.46	5,939	272,422	6,185
	BRAZIL	1.74	1,082	49,631	1,135
	CANADA	505.88	73,953	3,392,224	79,387
	DENMARK	9.47	1,429	65,548	1,555

TABLE 8 - Continued

PSCC CODE	COMMODITY AND COUNTRY OF ORIGIN	GROSS WEIGHT (GK)	FOB VALUE		CIF
			DOLLARS	PESOS	DOLLARS
	FRANCE	12.69	7,305	335,080	7,620
	GERMANY	245.90	46,874	2,150,110	51,836
	HONG KONG, CHINA	25.43	12,378	567,779	12,948
	INDIA	61.78	27,614	1,266,654	28,816
	ISRAEL	516.71	153,537	7,042,742	161,032
	ITALY	97.44	5,384	246,964	5,689
	JAPAN	14,081.54	362,745	16,639,113	382,215
	LAO PEOPLE'S DEMOCRATIC REPUBLIC (LAOS)	10.44	114	5,229	118
	MALAYSIA	5.52	8,067	370,033	8,444
	NETHERLANDS	16.67	4,829	221,506	5,223
	PEOPLE'S REPUBLIC OF CHINA	44,038.17	191,819	8,798,738	216,776
	POLAND	4.18	9,646	442,462	10,305
	REPUBLIC OF KOREA	1,243.50	221,114	10,142,499	229,327
	RUSSIAN FEDERATION	8.26	1,736	79,630	1,835
	SINGAPORE	3,476.62	396,515	18,188,143	416,681
	SWEDEN	142.27	144,365	6,622,023	148,452
	SWITZERLAND	7.18	3,282	150,545	3,538
	TAIWAN (REP. OF CHINA)	10,498.01	71,315	3,271,219	73,718
	THAILAND	1,195.24	91,998	4,219,948	96,316
	TURKEY	6.26	3,224	147,885	3,436
	UK OF GREAT BRITAIN AND N. IRELAND	8.54	4,391	201,415	4,836
	UNITED STATES OF AMERICA	1,247.13	141,537	6,492,302	157,443
	VIETNAM	4.27	1,575	72,245	1,655
8210	Hand-operated mechanical appliances, weighing 10 kg or less, used in the preparation, conditioning or serving of food or drink.	339,954.31	505,229	23,174,854	544,767
821000	Hand-operated mechanical appliances, weighing 10 kg or less, used in the preparation, conditioning or serving of food or drink	339,954.31	505,229	23,174,854	544,767
	CHILE	30.58	84	3,853	92
	DENMARK	30.20	681	31,237	714
	FRANCE	583.08	4,435	203,433	4,680
	GERMANY	0.87	586	26,880	660
	HONG KONG, CHINA	491.67	17,613	807,908	18,065
	ITALY	1,108.24	1,979	90,777	1,996
	JAPAN	231.53	6,644	304,760	6,766
	NETHERLANDS	27.17	347	15,917	361
	NETHERLANDS ANTILLES	24.15	441	20,229	470
	PEOPLE'S REPUBLIC OF CHINA	279,559.22	401,183	18,402,264	435,758
	REPUBLIC OF KOREA	23,609.31	24,225	1,111,201	24,303
	SINGAPORE	143.91	633	29,035	1,272
	TAIWAN (REP. OF CHINA)	28,797.23	15,792	724,380	17,326
	UK OF GREAT BRITAIN AND N. IRELAND	726.31	2,335	107,106	2,401
	UNITED STATES OF AMERICA	4,590.84	28,251	1,295,874	29,903
8211	Knives with cutting blades, serrated or not (including pruning knives), other than knives of heading 82.08, and blades therefor.	1,846,113.24	2,621,252	120,236,831	2,798,740
821110	Sets of knives with cutting blades, serrated or not (including pruning knives) other than knives of heading No. 82.08	123,139.27	224,318	10,289,467	237,584
	FRANCE	22.52	176	8,073	188
	HONG KONG, CHINA	645.58	3,468	159,077	3,603
	ITALY	241.89	1,152	52,842	1,226
	JAPAN	412.46	12,826	588,329	14,016
	PEOPLE'S REPUBLIC OF CHINA	121,308.13	186,393	8,549,847	196,408
	SWITZERLAND	122.71	15,209	697,637	16,646
	UNITED STATES OF AMERICA	385.98	5,094	233,662	5,497
821191	Table knives having fixed blades, of base metal	116,704.29	192,042	8,808,968	206,303
	AUSTRALIA	659.92	292	13,394	312
	DENMARK	90.85	831	38,118	1,683
	GERMANY	82.08	1,499	68,759	1,795
	HONG KONG, CHINA	201.87	72	3,303	85
	ITALY	312.54	2,040	93,575	2,249
	JAPAN	1,340.32	70,986	3,256,128	74,844
	NETHERLANDS	43.89	363	16,651	419
	PEOPLE'S REPUBLIC OF CHINA	84,053.53	64,037	2,937,377	69,569
	PORTUGAL	342.99	4,796	219,993	5,728
	REPUBLIC OF KOREA	3,612.00	4,913	225,360	5,177
	TAIWAN (REP. OF CHINA)	5,466.31	3,091	141,784	3,396
	TURKEY	26.16	75	3,440	84

TABLE 8 - Continued

PSCC CODE	COMMODITY AND COUNTRY OF ORIGIN	GROSS WEIGHT (GK)	FOB VALUE		CIF
			DOLLARS	PESOS	DOLLARS
	UNITED STATES OF AMERICA	15,705.30	15,216	697,958	16,532
	VIETNAM	4,766.53	23,831	1,093,128	24,430
821192	Other knives having fixed blades, of base metal	685,713.86	721,703	33,104,516	763,036
	BELGIUM	30.98	854	39,173	912
	BRAZIL	197.61	137	6,284	145
	CANADA	3.23	788	36,146	811
	FRANCE	128.06	2,945	135,087	3,330
	GERMANY	1,097.52	21,015	963,958	23,212
	HONG KONG, CHINA	27,216.02	16,975	778,644	18,942
	INDIA	2,406.76	9,537	437,462	9,584
	INDONESIA	301.71	3,074	141,004	3,313
	ITALY	374.40	3,273	150,132	3,504
	JAPAN	31,126.69	56,298	2,582,389	61,256
	MALAYSIA	99.39	181	8,302	190
	NETHERLANDS	503.81	3,409	156,371	3,555
	PEOPLE'S REPUBLIC OF CHINA	566,955.40	437,144	20,051,795	458,068
	PORTUGAL	12.46	376	17,247	391
	REPUBLIC OF KOREA	163.24	2,962	135,867	3,150
	SINGAPORE	5,248.91	12,932	593,191	13,209
	SPAIN	50.96	282	12,935	310
	SWEDEN	50.22	2,048	93,942	2,189
	SWITZERLAND	228.74	21,203	972,581	23,215
	TAIWAN (REP. OF CHINA)	12,388.86	16,817	771,396	17,701
	THAILAND	149.11	118	5,413	121
	TURKEY	44.35	2,456	112,657	2,879
	UK OF GREAT BRITAIN AND N. IRELAND	250.11	3,940	180,728	4,132
	UNITED STATES OF AMERICA	36,685.32	102,939	4,721,812	108,917
821193	Knives having other than fixed blades, of base metal	98,611.25	244,061	11,195,080	261,522
	AUSTRIA	19.20	4,464	204,764	4,735
	FRANCE	8.61	438	20,091	490
	GERMANY	129.27	4,739	217,378	5,119
	HONG KONG, CHINA	0.69	1,562	71,649	1,622
	INDONESIA	0.83	500	22,935	534
	JAPAN	3,377.22	15,281	700,939	16,333
	MEXICO	413.88	483	22,155	516
	PEOPLE'S REPUBLIC OF CHINA	63,844.97	205,459	9,424,405	219,332
	REPUBLIC OF KOREA	33.10	2,601	119,308	2,828
	TAIWAN (REP. OF CHINA)	12,219.15	3,814	174,949	4,418
	THAILAND	41.43	219	10,046	227
	UK OF GREAT BRITAIN AND N. IRELAND	18,475.41	3,161	144,995	3,737
	UNITED STATES OF AMERICA	47.49	1,340	61,466	1,631
821194	Knife blades, of base metal	345,492.92	845,402	38,778,590	888,752
	AUSTRALIA	36.10	11,565	530,487	12,023
	AUSTRIA	13.92	1,809	82,979	2,878
	FRANCE	86.83	346	15,871	430
	GERMANY	4.39	174	7,981	186
	HONG KONG, CHINA	1,485.06	6,914	317,145	7,676
	INDONESIA	21.60	5,110	234,396	5,534
	ISRAEL	8.32	21,004	963,453	21,004
	JAPAN	173,446.26	655,282	30,057,785	684,710
	MALAYSIA	170.77	3,757	172,334	3,917
	PEOPLE'S REPUBLIC OF CHINA	146,642.19	80,496	3,692,352	85,729
	REPUBLIC OF KOREA	1.67	1,313	60,227	1,386
	SINGAPORE	8,538.75	13,686	627,777	15,832
	TAIWAN (REP. OF CHINA)	12,271.65	19,944	914,831	21,223
	THAILAND	2,490.21	6,517	298,935	7,028
	UK OF GREAT BRITAIN AND N. IRELAND	9.56	186	8,532	186
	UNITED STATES OF AMERICA	265.64	17,299	793,505	19,010
821195	Handles of knives, of base metal	476,451.65	393,726	18,060,210	441,543
	AUSTRIA	1.08	122	5,596	131
	GERMANY	5.66	258	11,834	323
	HONG KONG, CHINA	9,066.34	16,751	768,368	17,299
	JAPAN	153.82	5,422	248,707	5,782
	PEOPLE'S REPUBLIC OF CHINA	306,641.16	109,327	5,014,829	122,842
	REPUBLIC OF KOREA	7.53	1,037	47,567	1,037
	SINGAPORE	12,274.53	7,096	325,494	7,885

TABLE 8 - Continued

PSCC CODE	COMMODITY AND COUNTRY OF ORIGIN	GROSS WEIGHT (GK)	FOB VALUE		CIF
			DOLLARS	PESOS	DOLLARS
	TAIWAN (REP. OF CHINA)	4,875.35	2,598	119,170	2,902
	THAILAND	15.00	125	5,734	133
	UNITED STATES OF AMERICA	143,411.18	250,990	11,512,911	283,209
8212	Razors and razor blades (including razor blade blanks in strips).	1,079,060.31	14,994,611	687,802,805	18,104,816
821210	Razors, non-electric	939,128.95	14,149,572	649,040,866	16,835,240
	DEMOCRATIC PEOPLE'S REP. OF KOREA	3,164.30	68,643	3,148,654	70,693
	EGYPT ARAB REPUBLIC	15,329.96	210,766	9,667,836	214,422
	GERMANY	4,487.86	98,830	4,533,332	238,498
	HONG KONG, CHINA	9,411.07	6,052	277,605	6,582
	INDONESIA	10.04	138	6,330	146
	JAPAN	16,465.30	2,162,002	99,171,032	2,367,142
	MALAYSIA	6,132.36	89,785	4,118,438	95,928
	PEOPLE'S REPUBLIC OF CHINA	520,008.05	4,778,200	219,176,034	5,283,577
	POLAND	922.26	27,135	1,244,682	62,207
	REPUBLIC OF KOREA	16,134.58	12,230	560,990	12,858
	SINGAPORE	297,543.65	6,530,568	299,557,154	8,309,425
	TAIWAN (REP. OF CHINA)	6.80	1,275	58,484	1,311
	THAILAND	4,511.04	61,236	2,808,895	64,201
	UNITED STATES OF AMERICA	7,225.50	32,655	1,497,885	35,484
	VIETNAM	37,776.18	70,057	3,213,515	72,766
821220	Safety razor blades, including razor blade blanks in strips	124,634.80	815,771	37,419,417	1,238,534
	GERMANY	775.72	124,732	5,721,457	168,610
	HONG KONG, CHINA	2,565.80	1,157	53,072	1,376
	INDIA	577.29	1,768	81,098	1,908
	JAPAN	3,493.19	52,224	2,395,515	53,736
	MALAYSIA	872.21	35,207	1,614,945	37,630
	PEOPLE'S REPUBLIC OF CHINA	35,917.95	408,997	18,760,693	672,276
	POLAND	1,880.81	26,476	1,214,454	55,731
	REPUBLIC OF KOREA	11,854.51	8,635	396,088	9,348
	SINGAPORE	812.81	118,246	5,423,944	197,633
	SWITZERLAND	0.87	136	6,238	219
	TAIWAN (REP. OF CHINA)	24.98	3,825	175,453	4,086
	THAILAND	81.79	123	5,642	133
	UK OF GREAT BRITAIN AND N. IRELAND	11,547.18	10,003	458,838	10,687
	UNITED STATES OF AMERICA	1,432.45	6,485	297,467	6,835
	VIETNAM	52,797.24	17,757	814,513	18,326
821290	Parts, n.e.s., of non-electric razors, other than plastic	15,296.56	29,268	1,342,522	31,042
	GERMANY	0.84	92	4,220	98
	JAPAN	1,753.73	8,960	410,995	9,249
	PEOPLE'S REPUBLIC OF CHINA	13,066.01	9,475	434,618	10,164
	SINGAPORE	0.17	339	15,550	339
	UNITED STATES OF AMERICA	422.40	9,297	426,453	10,010
	VIETNAM	53.41	1,105	50,686	1,182
8213	Scissors, tailors' shears and similar shears, and blades therefor.	1,942,211.01	2,442,898	112,055,727	2,590,869
821300	Scissors, tailors' shears and similar shears, and blades therefor	1,942,211.01	2,442,898	112,055,727	2,590,869
	AUSTRALIA	23.91	27	1,238	29
	AUSTRIA	3.58	689	31,604	714
	BELGIUM	170.76	1,371	62,888	1,472
	CROATIA	10.88	297	13,623	317
	FRANCE	168.45	3,979	182,516	4,191
	GERMANY	154.94	18,877	865,888	20,146
	HONG KONG, CHINA	8,184.00	12,160	557,779	13,171
	INDONESIA	37,473.54	15,868	727,865	17,954
	ITALY	1,706.19	38,109	1,748,059	38,141
	JAPAN	14,376.34	669,298	30,700,699	725,779
	MALAYSIA	69.91	95	4,358	99
	PAKISTAN, ISLAMIC REP. OF	28.98	133	6,101	155
	PEOPLE'S REPUBLIC OF CHINA	1,780,742.86	1,502,098	68,901,235	1,579,436
	REPUBLIC OF KOREA	3,093.85	13,468	617,777	14,051
	SINGAPORE	15,766.76	78,574	3,604,189	80,850
	SPAIN	14.19	3,377	154,903	3,538
	TAIWAN (REP. OF CHINA)	22,148.99	29,595	1,357,522	30,649
	THAILAND	12,384.56	4,411	202,333	4,962

TABLE 8 - Continued

PSCC CODE	COMMODITY AND COUNTRY OF ORIGIN	GROSS WEIGHT (GK)	FOB VALUE		CIF
			DOLLARS	PESOS	DOLLARS
	UK OF GREAT BRITAIN AND N. IRELAND	20.85	623	28,577	662
	UNITED STATES OF AMERICA	10,990.67	35,087	1,609,440	36,503
	VIETNAM	34,676.80	14,762	677,133	18,050
8214	Other articles of cutlery (for example, hair clippers, butchers' or kitchen cleavers, choppers and mincing knives, paper knives); manicure or pedicure sets and instruments (including nail files).	1,639,318.40	2,040,820	93,612,411	2,150,737
821410	Paper knives, letter openers, erasing knives, pencil sharpeners and blades therefor	551,218.31	577,847	26,505,842	608,317
	HONG KONG, CHINA	10,048.93	50,361	2,310,058	51,130
	INDIA	2,480.59	24,221	1,111,017	24,838
	JAPAN	8,135.12	84,092	3,857,300	88,119
	PEOPLE'S REPUBLIC OF CHINA	495,975.58	383,584	17,594,998	405,242
	REPUBLIC OF KOREA	121.96	142	6,514	146
	SINGAPORE	550.11	3,376	154,858	3,715
	TAIWAN (REP. OF CHINA)	4,391.59	14,447	662,684	14,861
	THAILAND	17,655.15	4,925	225,910	5,966
	UK OF GREAT BRITAIN AND N. IRELAND	299.68	220	10,091	234
	UNITED STATES OF AMERICA	4,660.36	9,133	418,931	10,132
	VIETNAM	6,899.24	3,346	153,481	3,934
821420	Manicure or pedicure sets and instruments (including nail files)	672,915.58	777,700	35,673,097	816,494
	AUSTRALIA	317.39	612	28,072	652
	GERMANY	2,699.12	22,513	1,032,671	26,306
	HONG KONG, CHINA	9,455.71	24,284	1,113,907	25,002
	INDONESIA	104.90	2,035	93,345	2,193
	JAPAN	2,301.16	7,162	328,521	7,605
	MALAYSIA	27.24	151	6,926	157
	PAKISTAN, ISLAMIC REP. OF	3.29	23	1,055	27
	PEOPLE'S REPUBLIC OF CHINA	551,911.25	628,029	28,807,690	654,400
	REPUBLIC OF KOREA	16,898.76	11,491	527,092	11,764
	SINGAPORE	2.58	153	7,018	171
	TAIWAN (REP. OF CHINA)	805.35	2,395	109,859	2,563
	UNITED STATES OF AMERICA	8,778.18	12,240	561,449	13,419
	VIETNAM	79,610.65	66,612	3,055,492	72,235
821490	Articles of cutlery, n.e.s.	415,184.51	685,273	31,433,472	725,926
	AUSTRALIA	150.68	363	16,651	376
	GERMANY	172.65	2,620	120,179	2,832
	HONG KONG, CHINA	28,439.04	20,393	935,427	22,333
	ISRAEL	8.11	12,891	591,310	13,759
	ITALY	0.83	4,455	204,351	4,656
	JAPAN	8,656.12	150,564	6,906,371	158,817
	MALAYSIA	89.06	8,114	372,189	8,593
	PEOPLE'S REPUBLIC OF CHINA	337,247.85	399,317	18,316,671	423,028
	REPUBLIC OF KOREA	635.05	4,976	228,249	5,025
	RUSSIAN FEDERATION	3.32	166	7,614	187
	SINGAPORE	4,286.92	47,484	2,178,091	49,023
	SWEDEN	4.10	288	13,211	330
	TAIWAN (REP. OF CHINA)	1,571.15	13,543	621,217	15,095
	UNITED STATES OF AMERICA	298.24	4,167	191,140	4,369
	VIETNAM	33,621.39	15,932	730,801	17,503
8215	Spoons, forks, ladles, skimmers, cake-servers, fish-knives, butter-knives, sugar tongs and similar kitchen or tableware.	12,270,169.44	8,143,788	373,555,556	8,620,951
821510	Sets of assorted articles of kitchen or tableware, containing at least one article plated with precious metal	23,173.77	64,843	2,974,348	72,712
	JAPAN	1,316.68	14,191	650,941	16,639
	MALAYSIA	1,703.78	23,852	1,094,091	27,622
	NETHERLANDS	69.62	827	37,934	943
	PEOPLE'S REPUBLIC OF CHINA	19,470.72	23,745	1,089,183	25,213
	REPUBLIC OF KOREA	528.85	550	25,229	552
	RUSSIAN FEDERATION	0.84	41	1,881	46
	UNITED STATES OF AMERICA	83.28	1,637	75,089	1,697
821520	Other sets of assorted articles of kitchen or tableware	1,614,521.24	1,338,225	61,384,381	1,399,445
	AUSTRALIA	66.67	50	2,294	50

TABLE 8 - Continued

PSCC CODE	COMMODITY AND COUNTRY OF ORIGIN	GROSS WEIGHT (GK)	FOB VALUE		CIF
			DOLLARS	PESOS	DOLLARS
	FRANCE	630.60	4,662	213,846	4,943
	GERMANY	2,058.44	32,044	1,469,858	33,544
	HONG KONG, CHINA	26,203.84	105,540	4,841,120	109,251
	INDIA	84.63	1,323	60,686	1,467
	ITALY	1,609.58	10,162	466,131	10,974
	JAPAN	4,188.56	6,973	319,852	7,980
	NETHERLANDS	28,502.09	23,852	1,094,091	23,915
	PEOPLE'S REPUBLIC OF CHINA	1,336,304.81	1,045,272	47,946,627	1,094,159
	REPUBLIC OF KOREA	1,593.87	709	32,522	729
	SINGAPORE	111,462.16	40,630	1,863,698	42,577
	TAIWAN (REP. OF CHINA)	142.76	336	15,412	412
	THAILAND	574.68	668	30,641	764
	TURKEY	38,108.82	33,867	1,553,479	34,288
	UNITED STATES OF AMERICA	55,350.28	28,720	1,317,386	30,699
	VIETNAM	7,639.45	3,417	156,738	3,693
821591	Articles of kitchen/tableware, not in sets, plated with precious metal	1.67	413	18,944	452
	GERMANY	1.67	413	18,944	452
821599	Other articles of kitchen/tableware, not in sets	10,632,472.76	6,740,307	309,177,883	7,148,342
	AUSTRALIA	12,263.50	3,716	170,453	4,062
	BELGIUM	41.50	1,037	47,567	1,100
	DEMOCRATIC PEOPLE'S REP. OF KOREA	303.61	2,369	108,666	2,369
	DENMARK	115.69	2,119	97,199	2,424
	FRANCE	129.42	1,924	88,254	2,006
	GERMANY	1,228.45	27,296	1,252,068	32,741
	HONG KONG, CHINA	100,836.00	754,268	34,598,273	777,185
	INDIA	4,301.99	6,467	296,641	6,684
	ITALY	2,584.08	25,395	1,164,869	26,041
	JAPAN	360,416.96	296,630	13,606,418	332,707
	MALTA	1,415.84	1,880	86,236	2,056
	NETHERLANDS	141.46	961	44,081	1,061
	PEOPLE'S REPUBLIC OF CHINA	9,787,318.95	5,095,647	233,737,328	5,402,831
	REPUBLIC OF KOREA	32,632.08	19,790	907,767	22,217
	SINGAPORE	1,327.11	14,367	659,014	15,673
	SPAIN	91.54	89	4,082	94
	SWEDEN	1.67	40	1,835	43
	SWITZERLAND	26.04	693	31,788	726
	TAIWAN (REP. OF CHINA)	160,499.34	77,581	3,558,640	84,044
	THAILAND	13,251.20	76,287	3,499,285	79,914
	UK OF GREAT BRITAIN AND N. IRELAND	1,271.65	56,542	2,593,582	60,018
	UNITED STATES OF AMERICA	148,409.95	159,426	7,312,871	173,724
	VIETNAM	3,864.73	115,783	5,310,966	118,622
83	Miscellaneous articles of base metal	102,595,803.96	182,262,693	8,360,389,736	192,767,789
8301	Padlocks and locks (key, combination or electrically operated), of base metal; clasps and frames with clasps, incorporating locks, of base metal; keys for any of the foregoing articles, of base metal.	12,785,951.93	24,220,148	1,110,978,194	25,557,434
830110	Padlocks, of base metal	6,686,815.52	5,619,181	257,751,833	5,987,893
	AUSTRALIA	2.49	311	14,266	332
	BELGIUM	7.84	688	31,559	763
	CANADA	17.34	163	7,477	179
	DENMARK	63.85	4,726	216,782	4,830
	FINLAND	5,813.80	291,738	13,382,022	317,506
	FRANCE	31.30	1,369	62,796	1,407
	GERMANY	367.03	7,407	339,759	7,849
	HONG KONG, CHINA	203,942.70	229,651	10,534,091	242,102
	INDIA	172.78	686	31,467	724
	JAPAN	136,104.95	283,257	12,992,999	346,291
	NETHERLANDS	434.72	2,805	128,665	3,354
	PEOPLE'S REPUBLIC OF CHINA	5,936,261.10	4,114,505	188,732,344	4,347,062
	REPUBLIC OF KOREA	14,078.19	124,635	5,717,007	129,261
	SINGAPORE	28,361.47	30,399	1,394,402	32,102
	SPAIN	56.48	830	38,072	1,044
	TAIWAN (REP. OF CHINA)	116,282.33	220,336	10,106,812	228,222
	THAILAND	11,249.90	61,318	2,812,657	63,143
	UK OF GREAT BRITAIN AND N. IRELAND	563.02	12,455	571,311	14,095

TABLE 8 - Continued

PSCC CODE	COMMODITY AND COUNTRY OF ORIGIN	GROSS WEIGHT (GK)	FOB VALUE		CIF
			DOLLARS	PESOS	DOLLARS
	UNITED ARAB EMIRATES, N.E.S.	33.08	2,015	92,428	2,149
	UNITED STATES OF AMERICA	232,971.15	229,887	10,544,917	245,478
830120	Locks of a kind used for motor vehicles, of base metal	159,667.59	1,073,814	49,255,851	1,112,198
	BELGIUM	0.91	265	12,156	282
	FRANCE	3.37	103	4,725	198
	GERMANY	107.12	5,463	250,588	6,021
	HONG KONG, CHINA	8,739.12	17,249	791,212	17,881
	INDIA	24.41	256	11,743	270
	INDONESIA	516.27	7,783	357,006	8,008
	ITALY	0.81	22	1,009	24
	JAPAN	26,565.97	506,867	23,249,989	521,081
	MALAYSIA	595.13	23,202	1,064,276	24,609
	PEOPLE'S REPUBLIC OF CHINA	94,180.54	181,113	8,307,653	186,045
	REPUBLIC OF KOREA	4,244.38	22,796	1,045,653	25,972
	SINGAPORE	49.77	1,131	51,879	1,344
	SPAIN	46.60	1,864	85,502	2,714
	SUDAN	767.14	10,309	472,874	10,600
	SWEDEN	381.21	6,649	304,990	7,021
	TAIWAN (REP. OF CHINA)	1,640.26	16,108	738,874	16,987
	THAILAND	20,280.14	258,621	11,862,945	267,920
	UK OF GREAT BRITAIN AND N. IRELAND	3.40	440	20,183	592
	UNITED STATES OF AMERICA	1,521.04	13,573	622,594	14,629
830130	Locks of a kind used for furniture, of base metal	1,588,036.00	3,833,938	175,862,735	3,985,765
	AUSTRALIA	799.22	3,229	148,114	3,573
	CANADA	53.67	81,821	3,753,129	87,168
	DEMOCRATIC PEOPLE'S REP. OF KOREA	84.95	5,863	268,936	6,264
	ESTONIA	130.16	2,583	118,482	2,689
	FINLAND	779.58	102,036	4,680,391	107,473
	FRANCE	15,297.51	10,276	471,360	10,575
	GERMANY	1,995.60	12,514	574,017	13,215
	HONG KONG, CHINA	90,117.38	386,826	17,743,709	396,854
	ISRAEL	82.89	12,451	571,127	13,356
	ITALY	72.76	1,454	66,695	1,513
	JAPAN	25,677.97	124,102	5,692,559	129,841
	MALAYSIA	567.48	13,524	620,346	14,632
	MEXICO	336.60	1,976	90,639	2,177
	NETHERLANDS	1.28	546	25,045	583
	PEOPLE'S REPUBLIC OF CHINA	975,314.79	969,384	44,465,644	1,029,155
	REPUBLIC OF KOREA	8,793.21	99,312	4,555,441	103,797
	ROMANIA	101.46	290	13,302	339
	SINGAPORE	55,259.96	198,585	9,109,094	206,882
	SWEDEN	16.64	592	27,155	627
	TAIWAN (REP. OF CHINA)	403,381.18	1,613,671	74,019,089	1,655,124
	THAILAND	3,534.99	50,025	2,294,646	52,514
	UK OF GREAT BRITAIN AND N. IRELAND	5.19	242	11,101	267
	UNITED STATES OF AMERICA	5,631.53	142,636	6,542,714	147,147
830140	Other locks, of base metal	3,118,434.32	9,180,986	421,131,829	9,598,124
	AUSTRALIA	4,300.59	58,424	2,679,909	61,140
	AUSTRIA	152.27	964	44,219	1,011
	FINLAND	577.93	44,287	2,031,445	47,313
	FRANCE	5,606.81	71,943	3,300,025	76,881
	GERMANY	963.03	22,648	1,038,864	24,956
	HONG KONG, CHINA	80,674.65	869,977	39,905,846	907,045
	INDIA	214.65	2,315	106,189	2,381
	INDONESIA	205.38	3,408	156,325	3,528
	ITALY	198.50	4,806	220,452	4,854
	JAPAN	12,272.92	560,270	25,699,585	598,592
	MACAU	181.09	5,460	250,450	6,235
	MALAYSIA	16,175.50	158,513	7,270,991	163,161
	NETHERLANDS	282.39	48,910	2,243,502	51,428
	PAKISTAN, ISLAMIC REP. OF	6.35	46	2,110	48
	PEOPLE'S REPUBLIC OF CHINA	2,751,061.25	4,923,903	225,859,431	5,113,133
	REPUBLIC OF KOREA	9,750.59	76,849	3,525,063	81,523
	SINGAPORE	34,380.28	213,088	9,774,347	232,888
	SPAIN	125.26	4,670	214,213	4,763
	SWEDEN	38.65	1,404	64,402	1,547
	SWITZERLAND	10.27	2,567	117,748	2,690
	TAIWAN (REP. OF CHINA)	91,945.84	322,425	14,789,635	340,851

TABLE 8 - Continued

PSCC CODE	COMMODITY AND COUNTRY OF ORIGIN	GROSS WEIGHT (GK)	FOB VALUE		CIF
			DOLLARS	PESOS	DOLLARS
	THAILAND	14,399.32	42,974	1,971,217	45,257
	UK OF GREAT BRITAIN AND N. IRELAND	32,960.83	439,890	20,177,754	462,336
	UNITED ARAB EMIRATES, N.E.S.	271.49	1,720	78,896	1,816
	UNITED STATES OF AMERICA	61,678.48	1,299,525	59,609,211	1,362,747
830150	Clasps and frames with clasps, incorporating locks, of base metal	173,201.84	795,365	36,483,392	819,562
	AUSTRALIA	8.02	69	3,165	86
	BELGIUM	2.69	90	4,128	106
	DENMARK	5.76	451	20,687	501
	GERMANY	54.89	2,113	96,923	2,204
	HONG KONG, CHINA	1,150.59	4,492	206,048	4,952
	INDIA	73,848.98	536,062	24,589,164	545,580
	JAPAN	364.24	13,980	641,263	15,111
	MALAYSIA	5,062.37	4,177	191,599	4,463
	PEOPLE'S REPUBLIC OF CHINA	83,747.01	108,018	4,954,786	114,473
	ROMANIA	22.85	66	3,027	78
	SINGAPORE	2,695.79	101,292	4,646,264	105,613
	TAIWAN (REP. OF CHINA)	6,127.14	16,688	765,479	17,950
	THAILAND	32.41	720	33,026	934
	UNITED STATES OF AMERICA	79.10	7,147	327,833	7,511
830160	Parts of locks and padlocks, of base metal	293,603.31	2,606,654	119,567,219	2,874,505
	AUSTRALIA	20.70	2,399	110,042	2,492
	BRAZIL	0.79	42	1,927	49
	FINLAND	222.96	11,100	509,157	12,086
	FRANCE	1.03	33	1,514	48
	GERMANY	604.64	11,053	507,001	12,165
	HONG KONG, CHINA	36,164.95	202,719	9,298,721	219,273
	INDIA	281.35	2,922	134,032	6,176
	INDONESIA	1,634.25	27,614	1,266,654	29,268
	ISRAEL	504.26	6,785	311,228	7,358
	ITALY	516.68	4,660	213,754	4,666
	JAPAN	6,200.63	140,198	6,430,882	201,595
	MALAYSIA	8,554.94	36,813	1,688,612	39,599
	NETHERLANDS	9.27	2,284	104,767	2,321
	PEOPLE'S REPUBLIC OF CHINA	171,839.01	1,809,192	82,987,637	1,917,755
	REPUBLIC OF KOREA	13,165.77	19,040	873,365	19,594
	SINGAPORE	3,777.77	32,692	1,499,582	33,934
	SPAIN	1.14	159	7,293	165
	SWEDEN	2.38	57	2,615	66
	SWITZERLAND	4.78	231	10,596	252
	TAIWAN (REP. OF CHINA)	44,533.38	232,416	10,660,922	296,766
	THAILAND	1,269.04	12,981	595,438	13,388
	UK OF GREAT BRITAIN AND N. IRELAND	3.70	154	7,064	180
	UNITED ARAB EMIRATES, N.E.S.	19.19	1,471	67,475	1,584
	UNITED STATES OF AMERICA	4,270.70	49,639	2,276,941	53,725
830170	Keys presented separately, of the foregoing articles, of base metal	766,193.35	1,110,210	50,925,335	1,179,387
	ANTARTICA	15,260.77	10,150	465,581	10,684
	AUSTRALIA	3.34	141	6,468	161
	CANADA	0.87	174	7,981	202
	DENMARK	18.67	685	31,421	803
	FINLAND	379.37	30,073	1,379,449	32,590
	FRANCE	7.45	574	26,329	674
	GERMANY	86.69	6,893	316,182	7,348
	HONG KONG, CHINA	20,855.99	38,941	1,786,224	40,863
	INDIA	556.62	4,241	194,535	4,703
	INDONESIA	307.69	5,235	240,129	5,434
	ISRAEL	0.09	600	27,522	640
	ITALY	8.07	323	14,816	389
	JAPAN	1,492.89	56,850	2,607,710	60,835
	MALAYSIA	49.42	2,355	108,024	2,567
	NETHERLANDS	15.11	437	20,045	463
	PEOPLE'S REPUBLIC OF CHINA	700,870.31	793,037	36,376,607	843,541
	REPUBLIC OF KOREA	1,662.00	35,171	1,613,294	37,659
	SINGAPORE	805.07	28,257	1,296,149	29,520
	SOUTH AFRICA, REP. OF	23.40	275	12,614	297
	SPAIN	6.32	28	1,284	33
	SWEDEN	35.34	2,011	92,245	2,229

TABLE 8 - Continued

PSC CODE	COMMODITY AND COUNTRY OF ORIGIN	GROSS WEIGHT (GK)	FOB VALUE		CIF DOLLARS
			DOLLARS	PESOS	
	SWITZERLAND	5.38	587	26,926	613
	TAIWAN (REP. OF CHINA)	5,813.87	2,872	131,739	3,169
	THAILAND	14,698.98	61,642	2,827,519	62,781
	UK OF GREAT BRITAIN AND N. IRELAND	296.65	6,046	277,330	7,012
	UNITED STATES OF AMERICA	2,932.99	22,612	1,037,212	24,177
8302	Base metal mountings, fittings and similar articles suitable for furniture, doors, staircases, windows, blinds, coachwork, saddlery, trunks, chests, caskets or the like; base metal hat-racks, hat-pegs, brackets and similar fixtures; castors with mountings of base metal; automatic door closers of base metal.	32,730,550.53	42,813,815	1,963,869,694	45,227,192
830210	Hinges, of base metal	4,874,827.75	8,145,078	373,614,729	8,548,909
	AUSTRALIA	1,764.96	8,900	408,243	9,448
	AUSTRIA	13.73	171	7,844	218
	BELGIUM	4.70	32	1,468	38
	CANADA	4,914.86	1,226	56,237	1,522
	DENMARK	312.65	4,262	195,498	4,539
	FRANCE	628.90	1,194	54,769	1,266
	GERMANY	65,891.00	127,506	5,848,700	132,514
	HONG KONG, CHINA	157,050.55	283,222	12,991,393	303,865
	HUNGARY	0.58	88	4,037	170
	INDIA	3,728.66	1,858	85,226	1,925
	INDONESIA	74,486.93	264,105	12,114,496	279,392
	IRELAND	139.09	37,355	1,713,474	39,296
	ITALY	3,261.79	22,700	1,041,249	25,589
	JAPAN	30,493.28	338,769	15,539,334	362,570
	MALAYSIA	15.33	2,034	93,300	2,130
	NETHERLANDS	859.04	61,956	2,841,922	64,267
	PEOPLE'S REPUBLIC OF CHINA	4,214,983.55	4,807,529	220,521,355	5,031,325
	REPUBLIC OF KOREA	19,819.31	45,016	2,064,884	47,099
	SINGAPORE	40,364.11	178,487	8,187,199	189,031
	SLOVENIA	206.66	1,116	51,191	1,171
	SPAIN	54.30	3,983	182,700	4,236
	SWEDEN	7.45	128	5,871	162
	SWITZERLAND	47.43	1,647	75,548	1,776
	TAIWAN (REP. OF CHINA)	219,350.90	1,609,962	73,848,957	1,683,225
	THAILAND	11,429.88	99,511	4,564,570	105,661
	UK OF GREAT BRITAIN AND N. IRELAND	106.01	21,568	989,324	23,424
	UNITED STATES OF AMERICA	24,769.63	192,436	8,827,039	202,841
	VIETNAM	122.47	28,317	1,298,901	30,209
830220	Castors, of base metal	1,362,946.30	1,395,649	64,018,419	1,483,556
	AUSTRALIA	3,541.37	31,564	1,447,841	36,096
	AUSTRIA	13.72	790	36,237	827
	CANADA	2.13	346	15,871	360
	FRANCE	3,073.73	11,069	507,735	11,408
	GERMANY	1,451.50	13,267	608,557	14,430
	HONG KONG, CHINA	36,016.67	38,528	1,767,279	41,315
	ITALY	822.75	13,530	620,621	14,734
	JAPAN	55,960.37	133,591	6,127,819	140,178
	MALAYSIA	14,467.60	48,227	2,212,172	49,614
	PEOPLE'S REPUBLIC OF CHINA	1,121,586.34	775,864	35,588,882	819,044
	REPUBLIC OF KOREA	33,843.49	149,599	6,862,106	159,536
	ROMANIA	94.66	273	12,523	317
	SINGAPORE	1,325.93	17,916	821,807	21,208
	SWEDEN	13.94	366	16,788	392
	TAIWAN (REP. OF CHINA)	76,681.25	67,637	3,102,509	71,381
	THAILAND	8,858.95	39,173	1,796,866	42,961
	UK OF GREAT BRITAIN AND N. IRELAND	275.92	8,517	390,675	10,672
	UNITED STATES OF AMERICA	4,901.01	43,929	2,015,023	47,579
	VIETNAM	14.97	1,463	67,108	1,504
830230	Other mountings, fittings and similar articles suitable for motor vehicles, of base metal	382,876.54	993,126	45,554,689	1,056,449
	AUSTRALIA	709.29	6,262	287,238	6,570
	CANADA	48.36	316	14,495	362
	FRANCE	25.62	233	10,688	354
	GERMANY	713.84	17,880	820,156	21,011
	HONG KONG, CHINA	442.50	4,937	226,460	5,338
	INDIA	19.11	70	3,211	75

TABLE 8 - Continued

PSCC CODE	COMMODITY AND COUNTRY OF ORIGIN	GROSS WEIGHT (GK)	FOB VALUE		CIF
			DOLLARS	PESOS	DOLLARS
	INDONESIA	58,813.19	63,425	2,909,305	67,958
	ITALY	1,207.28	12,280	563,284	13,162
	JAPAN	22,967.81	209,933	9,629,627	221,049
	MALAYSIA	184.09	5,512	252,835	6,678
	NETHERLANDS	93.98	3,799	174,260	4,000
	PEOPLE'S REPUBLIC OF CHINA	215,571.28	148,523	6,812,750	158,143
	REPUBLIC OF KOREA	2,102.95	163,450	7,497,452	171,042
	ROMANIA	65.21	188	8,624	219
	SINGAPORE	1,780.00	29,054	1,332,707	32,398
	SOUTH AFRICA, REP. OF	20.79	321	14,724	452
	SPAIN	471.14	4,884	224,029	5,017
	SWEDEN	17.10	604	27,705	707
	SWITZERLAND	9.56	254	11,651	296
	TAIWAN (REP. OF CHINA)	35,142.18	55,130	2,528,813	58,583
	THAILAND	27,716.12	228,056	10,460,928	238,061
	UK OF GREAT BRITAIN AND N. IRELAND	128.12	3,111	142,701	4,087
	UNITED ARAB EMIRATES, N.E.S.	211.70	1,634	74,952	1,915
	UNITED STATES OF AMERICA	14,415.32	33,270	1,526,094	38,972
830241	Other mountings, fittings and similar articles, suitable for buildings, of base metal	10,554,359.02	8,911,001	408,747,615	9,424,592
	AUSTRALIA	580.32	18,658	855,843	20,814
	BRUNEI DARUSSALAM	12,757.88	9,878	453,104	10,150
	CANADA	3,505.94	93,938	4,308,936	97,299
	DENMARK	15,686.81	96,438	4,423,611	113,301
	FINLAND	7.49	481	22,063	514
	FRANCE	1,282.10	70,354	3,227,138	72,888
	GERMANY	12,154.16	93,420	4,285,176	97,416
	HONG KONG, CHINA	234,310.70	667,961	30,639,372	698,308
	INDIA	10,440.75	10,321	473,425	10,727
	INDONESIA	5,607.07	71,493	3,279,384	71,651
	IRELAND	119.10	3,927	180,131	4,195
	ITALY	137,838.74	306,111	14,041,312	336,314
	JAPAN	42,669.90	174,142	7,987,893	192,366
	MALAYSIA	513,864.86	438,466	20,112,435	460,878
	MEXICO	2.61	209	9,587	260
	NETHERLANDS	2,768.90	22,620	1,037,580	24,611
	PEOPLE'S REPUBLIC OF CHINA	8,422,384.36	5,226,837	239,755,014	5,512,167
	POLAND	2,252.36	9,439	432,966	9,730
	REPUBLIC OF KOREA	219,909.73	239,585	10,989,764	268,184
	SINGAPORE	95,562.23	364,397	16,714,890	373,326
	SPAIN	57,116.34	13,566	622,272	14,867
	SWITZERLAND	14.59	379	17,385	395
	TAIWAN (REP. OF CHINA)	433,294.17	348,321	15,977,484	366,810
	THAILAND	185,303.55	164,344	7,538,458	171,556
	TURKEY	327.39	2,038	93,483	2,096
	UK OF GREAT BRITAIN AND N. IRELAND	5,555.29	71,348	3,272,732	74,173
	UNITED ARAB EMIRATES, N.E.S.	438.82	1,577	72,337	1,639
	UNITED STATES OF AMERICA	103,793.34	351,064	16,103,306	376,860
	VIETNAM	34,809.52	39,689	1,820,534	41,097
830242	Other mountings, fittings and similar articles, suitable for furniture, of base metal, n.e.s.	4,089,489.49	7,824,937	358,929,858	8,242,844
	AUSTRIA	79,960.48	425,284	19,507,777	452,738
	BELGIUM	56.16	831	38,118	889
	CANADA	15.46	1,527	70,043	1,535
	DENMARK	367.09	6,575	301,595	6,786
	FRANCE	253.33	12,674	581,356	13,810
	GERMANY	101,731.34	495,908	22,747,300	542,671
	HONG KONG, CHINA	60,149.92	137,191	6,292,951	145,903
	HUNGARY	61.05	408	18,715	436
	INDIA	271.83	8,667	397,555	9,644
	IRELAND	16.49	2,007	92,061	2,150
	ISRAEL	0.63	458	21,008	478
	ITALY	37,548.86	248,158	11,383,007	254,995
	JAPAN	52,324.13	985,045	45,184,014	1,024,118
	MALAYSIA	5,577.63	8,137	373,244	8,498
	NETHERLANDS	4,545.55	14,646	671,812	15,544
	PEOPLE'S REPUBLIC OF CHINA	3,160,694.26	3,215,009	147,472,463	3,383,508
	REPUBLIC OF KOREA	9,933.45	71,308	3,270,898	78,883
	SINGAPORE	249,527.00	1,255,124	57,572,538	1,295,895
	SLOVENIA	498.00	9,754	447,416	10,197

TABLE 8 - Continued

PSCC CODE	COMMODITY AND COUNTRY OF ORIGIN	GROSS WEIGHT (GK)	FOB VALUE		CIF
			DOLLARS	PESOS	DOLLARS
	SWITZERLAND	2.40	739	33,898	775
	TAIWAN (REP. OF CHINA)	182,969.76	532,809	24,439,949	577,306
	THAILAND	47,082.75	94,880	4,352,146	101,616
	UK OF GREAT BRITAIN AND N. IRELAND	86.49	1,690	77,520	1,798
	UNITED ARAB EMIRATES, N.E.S.	17.17	112	5,137	117
	UNITED STATES OF AMERICA	82,538.12	184,556	8,465,584	197,338
	URUGUAY	375.99	7,225	331,411	7,369
	VIETNAM	12,884.15	104,215	4,780,342	107,847
830249	Other mountings, fittings and similar articles of base metals, n.e.s.	1,887,476.99	4,031,199	184,911,099	4,295,901
	AUSTRALIA	56,365.58	255,798	11,733,454	264,543
	AUSTRIA	2.50	577	26,467	613
	BELGIUM	23.18	1,589	72,887	1,717
	CAMBODIA (DEMOCRATIC KAMPUCHEA)	3,858.69	4,096	187,884	4,927
	CANADA	1,185.20	1,494	68,530	1,686
	CZECH REPUBLIC (CZECHOSLOVAKIA)	9.06	1,094	50,182	1,145
	DENMARK	149.37	6,057	277,835	7,662
	FRANCE	157.42	6,249	286,642	7,342
	GERMANY	6,811.19	152,236	6,983,065	164,420
	HONG KONG, CHINA	48,207.24	146,247	6,708,350	154,342
	INDIA	157.62	14,415	661,216	15,439
	INDONESIA	105.20	446	20,458	468
	IRELAND	19.11	222	10,183	574
	ISRAEL	1.06	130	5,963	134
	ITALY	1,235.01	7,215	330,952	7,852
	JAPAN	158,633.51	1,042,555	47,821,998	1,132,221
	LIECHTENSTEIN	0.85	56	2,569	58
	MALAYSIA	18,831.38	54,072	2,480,283	55,777
	MEXICO	6.99	351	16,100	363
	MOROCCO	0.83	347	15,917	371
	NETHERLANDS	64.72	2,520	115,592	2,689
	NEW ZEALAND	5.83	809	37,109	898
	NORWAY	1.74	87	3,991	252
	PEOPLE'S REPUBLIC OF CHINA	1,394,528.73	1,096,932	50,316,271	1,162,557
	POLAND	0.83	250	11,468	264
	REPUBLIC OF KOREA	14,516.99	158,081	7,251,175	165,627
	SINGAPORE	18,034.20	164,109	7,527,680	175,413
	SLOVAK REPUBLIC (SLOVAKIA)	8.35	91	4,174	97
	SOUTH AFRICA, REP. OF	1,884.05	12,281	563,329	14,046
	SPAIN	23.39	806	36,971	819
	SWEDEN	28.27	824	37,797	888
	SWITZERLAND	14,211.60	52,686	2,416,707	57,157
	TAIWAN (REP. OF CHINA)	122,242.42	318,251	14,598,173	342,149
	THAILAND	4,172.27	44,436	2,038,279	44,986
	UK OF GREAT BRITAIN AND N. IRELAND	767.86	15,050	690,344	17,084
	UNITED ARAB EMIRATES, N.E.S.	3,128.51	18,526	849,788	19,389
	UNITED STATES OF AMERICA	18,017.21	448,521	20,573,658	467,731
	VIETNAM	79.03	1,693	77,658	2,201
830250	Hat-racks, hat-pegs, brackets and similar fixtures, of base metal	8,365,938.95	7,892,337	362,021,499	8,404,280
	ANDORRA	3.98	45	2,064	46
	AUSTRALIA	1,489.76	33,729	1,547,149	34,937
	AUSTRIA	4,506.26	45,560	2,089,837	46,359
	BAHRAIN	40.81	315	14,449	402
	BANGLADESH	1,841.88	651	29,861	700
	BELGIUM	70.82	1,427	65,456	1,719
	BELIZE (BRITISH HONDURAS)	121.42	47	2,156	61
	BRAZIL	88.90	2,645	121,326	2,663
	CANADA	8,042.21	12,042	552,367	12,438
	DENMARK	68.18	1,073	49,219	1,078
	FRANCE	852.48	25,794	1,183,171	27,346
	GERMANY	121,818.60	244,648	11,222,004	269,819
	HONG KONG, CHINA	85,223.01	829,578	38,052,743	857,289
	INDIA	2,670.91	12,506	573,650	13,348
	INDONESIA	81.74	1,409	64,631	1,595
	IRELAND	22.87	3,829	175,636	4,093
	ISRAEL	66.07	1,772	81,282	1,832
	ITALY	13,405.64	6,260	287,146	7,767
	JAPAN	248,749.45	716,835	32,881,221	767,201
	MALAYSIA	99,858.57	46,326	2,124,974	49,872

TABLE 8 - Continued

PSCC CODE	COMMODITY AND COUNTRY OF ORIGIN	GROSS WEIGHT (GK)	FOB VALUE		CIF
			DOLLARS	PESOS	DOLLARS
	MEXICO	25.26	443	20,320	613
	NETHERLANDS	24.18	10,973	503,332	11,002
	NEW ZEALAND	263.24	2,302	105,593	2,307
	PEOPLE'S REPUBLIC OF CHINA	6,870,468.34	4,593,614	210,709,074	4,850,401
	POLAND	22.05	318	14,587	351
	REPUBLIC OF KOREA	11,021.84	43,096	1,976,814	49,706
	RUSSIAN FEDERATION	0.84	67	3,073	76
	SINGAPORE	28,868.67	118,332	5,427,889	135,123
	SPAIN	1,660.29	8,700	399,069	11,107
	SWEDEN	7.94	1,088	49,907	1,159
	SWITZERLAND	552.53	21,632	992,260	26,443
	TAIWAN (REP. OF CHINA)	792,055.68	692,298	31,755,709	756,644
	THAILAND	5,968.91	22,751	1,043,588	24,111
	TURKEY	19,369.98	62,622	2,872,471	68,014
	UK OF GREAT BRITAIN AND N. IRELAND	669.78	5,978	274,211	6,637
	UNITED STATES OF AMERICA	45,898.32	321,461	14,745,416	359,838
	VIETNAM	37.54	171	7,844	183
830260	Automatic door closers, of base metal	1,212,635.49	3,620,488	166,071,786	3,770,661
	AUSTRALIA	46.85	54	2,477	65
	CANADA	26.94	252	11,559	292
	DENMARK	29.82	256	11,743	263
	FINLAND	6.95	99	4,541	205
	GERMANY	818.35	12,088	554,477	12,395
	HONG KONG, CHINA	8,187.65	26,947	1,236,059	27,940
	ITALY	20,180.56	320,419	14,697,620	330,792
	JAMAICA (EXCLUDES CAYMAN IS., TURKS, CAICOS)	175.11	2,696	123,666	2,773
	JAPAN	73,036.96	849,818	38,981,152	886,162
	MALAYSIA	43,584.79	136,553	6,263,686	142,236
	NETHERLANDS	93.29	20,172	925,290	21,552
	PEOPLE'S REPUBLIC OF CHINA	495,520.23	568,653	26,084,113	599,162
	REPUBLIC OF KOREA	2,011.65	25,718	1,179,685	27,537
	SINGAPORE	41,832.91	331,674	15,213,886	341,873
	SPAIN	17,333.60	184,030	8,441,456	196,600
	TAIWAN (REP. OF CHINA)	442,998.62	939,252	43,083,489	969,359
	THAILAND	45,981.41	26,979	1,237,527	28,243
	UNITED ARAB EMIRATES, N.E.S.	9,624.55	10,524	482,736	10,957
	UNITED STATES OF AMERICA	11,075.61	163,000	7,476,810	170,915
	VIETNAM	69.64	1,304	59,814	1,340
8303	Armoured or reinforced safes, strong-boxes and doors and safe deposit lockers for strong-rooms, cash or deed boxes and the like, of base metal.	2,157,180.24	2,792,710	128,101,607	2,926,140
830300	Armoured or reinforced safes, strong-boxes and doors and safe deposit lockers for strong-rooms, cash or deed boxes and the like, of base metal	2,157,180.24	2,792,710	128,101,607	2,926,140
	AUSTRALIA	12,727.63	13,893	637,272	14,293
	CANADA	105,942.23	319,108	14,637,484	326,624
	FRANCE	136.66	119	5,459	130
	GERMANY	4,462.21	11,220	514,662	11,723
	HONG KONG, CHINA	21,223.87	49,323	2,262,446	50,691
	INDONESIA	15,601.21	45,432	2,083,966	48,266
	ITALY	2,183.25	7,874	361,180	8,937
	JAPAN	31,413.12	32,858	1,507,196	37,130
	MACAU	35.82	540	24,770	622
	MALAYSIA	6,430.73	6,085	279,119	6,385
	PEOPLE'S REPUBLIC OF CHINA	918,126.68	833,213	38,219,480	875,757
	REPUBLIC OF KOREA	474,593.65	725,310	33,269,970	753,347
	SINGAPORE	33,870.19	50,107	2,298,408	53,433
	TAIWAN (REP. OF CHINA)	20,071.23	62,623	2,872,517	65,252
	THAILAND	68,848.94	69,061	3,167,828	74,841
	UK OF GREAT BRITAIN AND N. IRELAND	41.79	254	11,651	271
	UNITED STATES OF AMERICA	140,025.68	439,849	20,175,873	466,081
	VIETNAM	301,445.35	125,841	5,772,326	132,357
8304	Filing cabinets, card-index cabinets, paper trays, paper rests, pen trays, office-stamp stands and similar office or desk equipment, of base metal, other than office furniture of heading 94.03.	2,900,589.69	3,739,383	171,525,495	3,946,069

TABLE 8 - Continued

PSCC CODE	COMMODITY AND COUNTRY OF ORIGIN	GROSS WEIGHT (GK)	FOB VALUE		CIF
			DOLLARS	PESOS	DOLLARS
830400	Filing cabinets, card-index cabinets, paper trays, paper rests, pen trays, office-stamp stands and similar office or desk equipment, of base metal, other than office furniture of heading No. 94.03	2,900,589.69	3,739,383	171,525,495	3,946,069
	AUSTRALIA	3,432.33	11,486	526,863	12,599
	CANADA	673.38	5,627	258,111	5,890
	FRANCE	72.90	508	23,302	612
	GERMANY	293.30	5,935	272,238	7,221
	HONG KONG, CHINA	17,661.11	89,606	4,110,227	97,608
	INDIA	24.03	44	2,018	46
	INDONESIA	492.59	2,128	97,611	2,133
	ITALY	10,515.40	15,647	717,728	16,959
	JAPAN	88,883.45	482,153	22,116,358	502,206
	MALAYSIA	2,784.82	18,400	844,008	20,525
	MALTA	1,390.16	2,003	91,878	2,191
	NETHERLANDS	280.52	2,385	109,400	2,458
	PEOPLE'S REPUBLIC OF CHINA	2,268,673.33	1,176,534	53,967,614	1,255,872
	REPUBLIC OF KOREA	336,426.20	1,678,099	76,974,401	1,754,869
	SINGAPORE	2,114.09	66,034	3,028,979	67,074
	SWITZERLAND	10.47	75	3,440	172
	TAIWAN (REP. OF CHINA)	140,699.01	67,567	3,099,298	71,522
	THAILAND	22,198.12	75,476	3,462,083	79,383
	TURKEY	552.77	2,537	116,372	5,450
	UK OF GREAT BRITAIN AND N. IRELAND	631.06	3,440	157,793	3,913
	UNITED STATES OF AMERICA	2,780.65	33,699	1,545,773	37,366
8305	Fittings for loose-leaf binders or files, letter clips, letter corners, paper clips, indexing tags and similar office articles, of base metal; staples in strips (for example, for offices, upholstery, packaging), of base metal.	3,626,601.62	2,717,065	124,631,776	2,888,971
830510	Fittings for loose-leaf binders or files, of base metal	1,210,872.44	1,100,736	50,490,762	1,175,822
	CYPRUS	191.06	1,688	77,429	1,811
	DENMARK	3.34	177	8,119	201
	GERMANY	818.95	2,927	134,261	3,047
	HONG KONG, CHINA	315,845.52	138,608	6,357,949	147,943
	JAPAN	3,139.01	9,824	450,627	10,155
	NETHERLANDS	1.67	300	13,761	320
	PEOPLE'S REPUBLIC OF CHINA	846,703.28	712,135	32,665,633	751,884
	REPUBLIC OF KOREA	29,829.33	219,709	10,078,052	243,465
	SINGAPORE	1,409.54	2,252	103,299	2,443
	TAIWAN (REP. OF CHINA)	9,639.71	6,956	319,072	7,763
	THAILAND	0.87	164	7,523	169
	UNITED STATES OF AMERICA	2,758.94	5,886	269,991	6,489
	VIETNAM	531.22	110	5,046	132
830520	Staples in strips (for example, for offices, upholstery, packaging), of base metal	1,220,823.63	920,930	42,243,061	963,328
	AUSTRALIA	4.57	108	4,954	112
	BRAZIL	242.00	169	7,752	178
	GERMANY	424.83	918	42,109	1,078
	HONG KONG, CHINA	15,422.79	36,749	1,685,677	37,872
	JAPAN	30,407.70	193,764	8,887,955	200,615
	MALAYSIA	50,040.42	27,091	1,242,664	28,868
	MEXICO	1,439.32	122	5,596	235
	PEOPLE'S REPUBLIC OF CHINA	1,081,790.54	596,362	27,355,125	624,676
	SINGAPORE	2,971.80	8,484	389,161	8,931
	SPAIN	1,153.05	14,718	675,115	15,133
	SWEDEN	2,013.38	2,367	108,574	2,476
	SWITZERLAND	14.96	779	35,733	906
	TAIWAN (REP. OF CHINA)	28,745.13	20,839	955,885	21,989
	UK OF GREAT BRITAIN AND N. IRELAND	262.72	4,163	190,957	4,419
	UNITED STATES OF AMERICA	3,042.81	8,634	396,042	9,969
	VIETNAM	2,847.61	5,663	259,762	5,871
830590	Letter clips, letter corners, paper clips, indexing tags and similar office articles, including parts, of base metal	1,194,905.55	695,399	31,897,953	749,821
	AUSTRALIA	56.86	8,329	382,051	8,862
	BAHRAIN	118.46	161	7,385	220
	FRANCE	614.78	5,151	236,276	5,283

TABLE 8 - Continued

PSCC CODE	COMMODITY AND COUNTRY OF ORIGIN	GROSS WEIGHT (GK)	FOB VALUE		CIF DOLLARS
			DOLLARS	PESOS	
	GERMANY	333.80	2,347	107,657	2,873
	HONG KONG, CHINA	36,492.54	17,087	783,781	19,287
	INDONESIA	7,267.25	2,229	102,244	2,658
	IRELAND	3.39	172	7,890	179
	ITALY	7.20	81	3,715	85
	JAPAN	1,089.25	33,780	1,549,489	35,392
	MALAYSIA	18,288.28	7,753	355,630	7,976
	PEOPLE'S REPUBLIC OF CHINA	1,091,360.97	443,468	20,341,877	480,312
	REPUBLIC OF KOREA	9,799.16	101,482	4,654,979	103,747
	SINGAPORE	1,016.72	7,578	347,603	8,078
	SWITZERLAND	2.51	26	1,193	66
	TAIWAN (REP. OF CHINA)	20,227.34	59,472	2,727,981	67,569
	THAILAND	2.61	656	30,091	675
	UK OF GREAT BRITAIN AND N. IRELAND	208.48	85	3,899	95
	UNITED STATES OF AMERICA	2,157.90	4,278	196,232	4,580
	VIETNAM	5,858.05	1,264	57,980	1,884
8306	Bells, gongs and the like, non-electric, of base metal; statuettes and other ornaments, of base metal; photograph, picture or similar frames, of base metal; mirrors of base metal.	3,486,622.68	3,691,947	169,349,608	3,952,673
830610	Bells, gongs and the like, of base metal	48,166.37	129,268	5,929,523	136,093
	FRANCE	15.06	872	39,999	961
	GERMANY	767.48	12,191	559,201	12,548
	HONG KONG, CHINA	1,625.96	9,379	430,214	9,843
	INDIA	59.01	47	2,156	49
	ITALY	83.52	9,304	426,774	9,597
	JAPAN	1,866.21	1,538	70,548	1,585
	NETHERLANDS	659.63	22,011	1,009,645	23,517
	PEOPLE'S REPUBLIC OF CHINA	18,641.34	12,461	571,586	14,792
	REPUBLIC OF KOREA	503.80	600	27,522	654
	SINGAPORE	20,556.58	41,426	1,900,211	42,524
	TAIWAN (REP. OF CHINA)	1,241.55	560	25,687	591
	THAILAND	1,354.59	18,333	840,935	18,850
	UNITED STATES OF AMERICA	791.64	546	25,045	582
830621	Statuettes and other ornaments, of base metal, plated with precious metal	10,532.73	24,014	1,101,523	24,763
	FRANCE	1.73	39	1,789	40
	HONG KONG, CHINA	179.89	15,893	729,012	15,926
	ITALY	18.52	344	15,779	367
	MALAYSIA	187.81	3,319	152,243	3,544
	PEOPLE'S REPUBLIC OF CHINA	7,580.89	1,779	81,603	1,910
	SINGAPORE	2,451.32	1,664	76,328	1,936
	TAIWAN (REP. OF CHINA)	76.25	92	4,220	98
	UNITED STATES OF AMERICA	36.32	884	40,549	942
830629	Statuettes and other ornaments, of base metal, n.e.s.	277,799.76	560,562	25,712,979	609,348
	AUSTRIA	6.66	114	5,229	129
	CANADA	37.68	694	31,834	780
	FRANCE	510.68	3,458	158,618	4,670
	GREECE	23.46	3,834	175,866	4,087
	HONG KONG, CHINA	36,450.83	202,550	9,290,968	210,114
	INDIA	177.52	500	22,935	557
	ITALY	626.09	2,956	135,592	13,628
	JAPAN	20.01	520	23,852	590
	MALAYSIA	95.78	2,820	129,353	4,261
	NETHERLANDS	50.83	495	22,706	529
	PEOPLE'S REPUBLIC OF CHINA	219,760.88	207,578	9,521,602	221,412
	REPUBLIC OF KOREA	24.35	846	38,806	1,087
	SINGAPORE	431.07	13,110	601,356	13,950
	SPAIN	59.37	528	24,219	592
	SWITZERLAND	1.66	63	2,890	68
	TAIWAN (REP. OF CHINA)	2,130.16	5,690	261,001	6,343
	THAILAND	860.65	25,356	1,163,080	26,960
	UK OF GREAT BRITAIN AND N. IRELAND	5.83	1,603	73,530	1,713
	UNITED ARAB EMIRATES, N.E.S.	1,988.41	8,351	383,060	9,495
	UNITED STATES OF AMERICA	14,537.84	79,496	3,646,482	88,383
830630	Photograph, picture or similar frames; mirrors, of base metal	3,150,123.82	2,978,103	136,605,583	3,182,469

TABLE 8 - Continued

PSCC CODE	COMMODITY AND COUNTRY OF ORIGIN	GROSS WEIGHT (GK)	FOB VALUE		CIF
			DOLLARS	PESOS	DOLLARS
	AUSTRALIA	24,862.91	26,333	1,207,895	26,931
	CZECH REPUBLIC (CZECHOSLOVAKIA)	125.32	457	20,963	523
	FRANCE	27.56	146	6,697	160
	GERMANY	808.99	4,943	226,735	6,983
	HONG KONG, CHINA	54,741.11	161,666	7,415,619	186,644
	INDIA	101.82	1,496	68,622	1,789
	ITALY	297.72	486	22,293	518
	JAPAN	37,284.10	522,585	23,970,974	532,998
	MALAYSIA	1,221.07	37,828	1,735,170	40,504
	NETHERLANDS	69.12	794	36,421	817
	PEOPLE'S REPUBLIC OF CHINA	2,952,270.56	2,121,623	97,318,847	2,275,537
	REPUBLIC OF KOREA	34,648.92	13,259	608,190	15,237
	SINGAPORE	1,217.44	11,300	518,331	12,600
	SPAIN	779.67	7,983	366,180	8,270
	TAIWAN (REP. OF CHINA)	15,663.86	13,727	629,657	15,639
	THAILAND	27.72	766	35,136	893
	UK OF GREAT BRITAIN AND N. IRELAND	172.73	5,637	258,569	5,866
	UNITED ARAB EMIRATES, N.E.S.	9,479.99	4,831	221,598	5,246
	UNITED STATES OF AMERICA	16,323.21	42,243	1,937,686	45,314
8307	Flexible tubing of base metal, with or without fittings.	754,961.83	3,806,505	174,604,386	3,986,744
830710	Flexible tubing, of iron or steel, with or without fittings	379,471.40	1,548,042	71,008,688	1,623,754
	AUSTRALIA	32.49	1,921	88,116	2,052
	AUSTRIA	24.83	4,210	193,113	4,329
	BELGIUM	106.83	4,838	221,919	4,969
	CANADA	370.12	29,138	1,336,560	29,378
	DENMARK	35.06	1,466	67,245	1,795
	GERMANY	2,578.46	78,657	3,607,997	83,668
	HONG KONG, CHINA	7,011.07	246,343	11,299,753	252,941
	INDIA	4,656.08	19,364	888,227	21,022
	INDONESIA	3.95	79	3,624	82
	ITALY	5.95	3,248	148,986	3,464
	JAPAN	11,635.79	267,663	12,277,702	277,813
	LIECHTENSTEIN	36.58	2,251	103,253	2,402
	NETHERLANDS	20.91	3,502	160,637	3,665
	PEOPLE'S REPUBLIC OF CHINA	160,728.00	400,002	18,348,092	427,881
	POLAND	0.87	694	31,834	715
	REPUBLIC OF KOREA	22,720.90	138,822	6,367,765	143,156
	SINGAPORE	1,887.77	16,994	779,515	18,901
	SWITZERLAND	10.34	1,878	86,144	1,931
	TAIWAN (REP. OF CHINA)	143,612.06	77,834	3,570,246	82,190
	THAILAND	21,625.39	203,464	9,332,894	210,950
	UNITED STATES OF AMERICA	2,367.95	45,674	2,095,066	50,450
830790	Flexible tubing, of other base metal, with or without fittings	375,490.43	2,258,463	103,595,698	2,362,990
	AUSTRALIA	54.67	4,327	198,479	4,523
	BRAZIL	7.82	2,808	128,803	2,986
	CANADA	46.58	822	37,705	875
	CZECH REPUBLIC (CZECHOSLOVAKIA)	0.83	162	7,431	176
	DENMARK	79.43	1,872	85,869	2,193
	GERMANY	2,030.14	28,836	1,322,707	31,314
	HONG KONG, CHINA	21,199.24	214,476	9,838,014	224,387
	INDIA	2,956.27	23,022	1,056,019	25,559
	ISRAEL	42.41	1,576	72,291	1,709
	ITALY	111.81	4,082	187,241	4,808
	JAMAICA (EXCLUDES CAYMAN IS., TURKS, CAICOS)	11.96	978	44,861	1,018
	JAPAN	18,399.72	351,849	16,139,314	361,136
	MALAYSIA	5,502.66	3,676	168,618	3,721
	PEOPLE'S REPUBLIC OF CHINA	264,843.32	716,135	32,849,112	747,364
	REPUBLIC OF KOREA	10,509.90	632,665	29,020,344	657,771
	SINGAPORE	2,120.43	19,322	886,300	20,345
	SPAIN	0.79	192	8,807	227
	SWITZERLAND	33.03	672	30,825	733
	TAIWAN (REP. OF CHINA)	35,109.70	173,240	7,946,519	181,732
	THAILAND	6,680.07	6,150	282,101	6,681
	UK OF GREAT BRITAIN AND N. IRELAND	1,262.44	56,991	2,614,177	66,850
	UNITED STATES OF AMERICA	4,487.21	14,610	670,161	16,882

TABLE 8 - Continued

PSCC CODE	COMMODITY AND COUNTRY OF ORIGIN	GROSS WEIGHT (GK)	FOB VALUE		CIF
			DOLLARS	PESOS	DOLLARS
8308	Clasps, frames with clasps, buckles, buckle-clasps, hooks, eyes, eyelets and the like, of base metal, of a kind used for clothing, footwear, awnings, handbags, travel goods or other made up articles; tubular or bifurcated rivets, of base metal; beads and spangles, of base metal.	4,785,437.98	16,055,106	736,447,715	16,898,796
830810	Hooks, eyes and eyelets, of base metal, of a kind used for clothing, footwear, awnings, handbags, travel goods or other made up articles	1,717,325.46	7,415,791	340,162,333	7,783,707
	AUSTRALIA	790.20	1,943	89,125	2,292
	FRANCE	387.33	14,824	679,977	15,905
	GERMANY	397.01	9,649	442,600	10,217
	HONG KONG, CHINA	202,644.58	5,031,558	230,797,565	5,217,251
	INDIA	125.85	839	38,485	874
	INDONESIA	470.64	3,643	167,104	3,850
	ITALY	1,301.27	14,037	643,877	14,753
	JAPAN	23,634.23	298,651	13,699,121	314,018
	MACAU	481.80	8,597	394,344	8,940
	MALAYSIA	10.81	979	44,907	1,073
	NETHERLANDS	672.05	20,217	927,354	20,665
	NEW ZEALAND	21.94	145	6,651	154
	PEOPLE'S REPUBLIC OF CHINA	1,396,544.43	979,083	44,910,537	1,041,934
	PORTUGAL	0.93	111	5,092	119
	REPUBLIC OF KOREA	32,994.86	484,168	22,208,786	533,945
	SINGAPORE	46.61	39	1,789	41
	SWEDEN	14.98	307	14,082	307
	TAIWAN (REP. OF CHINA)	50,088.57	486,610	22,320,801	533,643
	THAILAND	109.05	1,839	84,355	2,076
	UK OF GREAT BRITAIN AND N. IRELAND	101.03	8,109	371,960	8,458
	UNITED STATES OF AMERICA	6,080.22	48,039	2,203,549	50,500
	URUGUAY	177.31	102	4,679	166
	VIETNAM	229.76	2,302	105,593	2,526
830820	Tubular of bifurcated rivets, of base metal	1,087,314.27	1,294,795	59,392,246	1,382,909
	AUSTRIA	16.06	678	31,100	703
	CYPRUS	9.54	84	3,853	91
	FRANCE	5.08	304	13,944	315
	GERMANY	82.27	635	29,127	668
	GUATEMALA	33.33	80	3,670	86
	HONG KONG, CHINA	24,060.96	182,119	8,353,799	193,450
	ITALY	45.11	567	26,008	658
	JAPAN	235.48	4,700	215,589	4,943
	PEOPLE'S REPUBLIC OF CHINA	1,041,210.74	775,424	35,568,699	823,661
	REPUBLIC OF KOREA	1,966.58	53,466	2,452,485	55,340
	SINGAPORE	6,185.33	79,153	3,630,748	95,981
	TAIWAN (REP. OF CHINA)	13,437.25	196,427	9,010,106	205,681
	UK OF GREAT BRITAIN AND N. IRELAND	14.21	301	13,807	438
	UNITED STATES OF AMERICA	12.33	857	39,311	894
830890	Clasps, frames with clasps, buckles, buckle-clasps; beads and spangles, of base metal	1,980,798.25	7,344,520	336,893,136	7,732,180
	AUSTRALIA	6.83	98	4,495	107
	AUSTRIA	274.21	1,898	87,062	2,252
	BELGIUM	31.08	1,834	84,126	1,909
	BRAZIL	159.50	85,209	3,908,537	85,324
	CANADA	110.96	7,073	324,439	7,649
	FRANCE	10,387.40	65,915	3,023,521	90,872
	GERMANY	170.40	17,265	791,945	18,069
	HONG KONG, CHINA	376,770.05	2,864,148	131,378,469	2,996,254
	INDIA	24.86	1,002	45,962	1,088
	INDONESIA	22.53	325	14,908	336
	ITALY	159.83	20,427	936,987	21,131
	JAPAN	26,997.79	300,650	13,790,816	321,431
	LUXEMBOURG	2.53	118	5,413	135
	MACAU	1,417.75	19,995	917,171	20,637
	MALAYSIA	8.08	357	16,376	381
	PEOPLE'S REPUBLIC OF CHINA	1,425,882.62	1,933,666	88,697,260	2,028,982
	REPUBLIC OF KOREA	80,878.87	887,682	40,717,973	947,964
	SINGAPORE	4,514.87	153,951	7,061,732	158,668
	SPAIN	164.76	6,032	276,688	6,200
	SWEDEN	946.67	2,269	104,079	3,329

TABLE 8 - *Continued*

PSCC CODE	COMMODITY AND COUNTRY OF ORIGIN	GROSS WEIGHT (GK)	FOB VALUE		CIF DOLLARS
			DOLLARS	PESOS	
	SWITZERLAND	20.92	950	43,577	1,049
	TAIWAN (REP. OF CHINA)	34,497.67	779,550	35,757,958	814,283
	THAILAND	1,215.61	20,331	932,583	21,809
	UK OF GREAT BRITAIN AND N. IRELAND	484.25	15,589	715,067	16,222
	UNITED STATES OF AMERICA	15,473.57	139,615	6,404,140	147,023
	VIETNAM	174.64	18,571	851,852	19,076
8309	Stoppers, caps and lids (including crown corks, screw caps and pouring stoppers), capsules for bottles, threaded bungs, bung covers, seals and other packing accessories, of base metal.	14,533,803.56	47,497,534	2,178,711,882	50,103,137
830910	Crown corks, of base metal	545,981.83	2,194,644	100,668,319	2,268,090
	AUSTRALIA	39.09	1,255	57,567	1,436
	ITALY	16,052.78	5,181	237,652	5,393
	JAPAN	8.35	3,704	169,902	3,961
	PEOPLE'S REPUBLIC OF CHINA	513,223.36	2,142,243	98,264,686	2,212,710
	REPUBLIC OF KOREA	10,147.60	25,659	1,176,978	26,959
	TAIWAN (REP. OF CHINA)	308.12	2,196	100,731	2,346
	THAILAND	6,179.92	14,086	646,125	14,934
	UK OF GREAT BRITAIN AND N. IRELAND	22.61	320	14,678	351
830990	Stoppers, caps and lids (excluding crown corks), capsules for bottles, threaded bungs, bung covers, seals and other accessories, of base metal	13,987,821.73	45,302,890	2,078,043,563	47,835,047
	ARGENTINA	176.12	202	9,266	246
	BANGLADESH	432.64	832	38,164	899
	BELGIUM	142.04	3,284	150,637	3,374
	BRAZIL	0.79	30	1,376	36
	BULGARIA	854.81	10,376	475,947	11,225
	DENMARK	75,392.83	418,990	19,219,071	437,685
	FINLAND	3,361.99	22,350	1,025,195	22,665
	FRANCE	129,042.33	442,673	20,305,410	477,464
	GERMANY	17,421.57	127,381	5,842,967	137,181
	HONG KONG, CHINA	36,706.77	306,788	14,072,366	322,116
	INDIA	308.15	3,539	162,334	3,672
	INDONESIA	404,284.76	919,918	42,196,638	1,032,944
	ISRAEL	6.32	4,413	202,424	4,815
	ITALY	63,759.75	369,850	16,965,019	379,080
	JAPAN	240,907.03	1,701,669	78,055,557	1,772,061
	MACAU	188.62	6,045	277,284	6,292
	MALAYSIA	87,297.48	661,626	30,348,785	685,991
	MEXICO	89,769.06	238,787	10,953,159	277,222
	NETHERLANDS	34,644.09	199,183	9,136,524	206,992
	PEOPLE'S REPUBLIC OF CHINA	5,237,393.42	15,634,407	717,150,249	16,233,831
	POLAND	729.18	18,743	859,741	18,853
	PORTUGAL	421.40	13,772	631,722	15,559
	REPUBLIC OF KOREA	996,789.60	3,444,442	157,996,555	3,697,045
	SINGAPORE	95,220.01	594,226	27,257,147	627,248
	SOUTH AFRICA, REP. OF	70.93	832	38,164	900
	SPAIN	158.83	1,413	64,815	2,587
	TAIWAN (REP. OF CHINA)	134,085.31	623,908	28,618,660	677,344
	THAILAND	5,585,603.78	15,966,785	732,396,428	17,000,028
	TURKEY	55.85	198	9,082	214
	UK OF GREAT BRITAIN AND N. IRELAND	11,766.62	37,048	1,699,392	39,506
	UNITED ARAB EMIRATES, N.E.S.	138,717.46	591,730	27,142,654	601,596
	UNITED STATES OF AMERICA	96,447.86	452,837	20,771,633	475,821
	VIETNAM	505,664.33	2,484,613	113,969,198	2,662,555
8310	Sign-plates, name-plates, address-plates and similar plates, numbers, letters and other symbols, of base metal, excluding those of heading 94.05.	970,125.17	4,570,784	209,661,861	4,914,791
831000	Sign-plates, name-plates, address-plates and similar plates, numbers, letters and other symbols, of base metal, excluding those of heading No. 94.05	970,125.17	4,570,784	209,661,861	4,914,791
	AUSTRALIA	266.27	2,684	123,115	3,010
	CHILE	2.64	44	2,018	46
	FRANCE	38.91	2,809	128,848	4,098
	GERMANY	662.95	19,692	903,272	20,582
	HONG KONG, CHINA	39,008.56	840,838	38,569,239	937,187
	INDIA	172,823.31	1,136,355	52,124,604	1,203,108

TABLE 8 - Continued

PSCC CODE	COMMODITY AND COUNTRY OF ORIGIN	GROSS WEIGHT (GK)	FOB VALUE		CIF DOLLARS
			DOLLARS	PESOS	
	INDONESIA	171,174.39	830,746	38,106,319	894,544
	IRELAND	49.34	2,541	116,556	3,240
	ITALY	118.52	2,943	134,996	3,017
	JAMAICA (EXCLUDES CAYMAN IS., TURKS, CAICOS)	99.49	154	7,064	172
	JAPAN	85,258.45	724,287	33,223,045	771,953
	MACAU	282.99	13,974	640,987	14,618
	MALAYSIA	7,352.34	117,178	5,374,955	120,324
	NETHERLANDS	66.93	7,223	331,319	7,545
	NORWAY	26.09	1,042	47,797	1,075
	PEOPLE'S REPUBLIC OF CHINA	174,808.94	409,410	18,779,636	444,459
	POLAND	1.01	2,941	134,904	3,061
	PORTUGAL	72.63	362	16,605	437
	REPUBLIC OF KOREA	2,842.76	41,381	1,898,146	43,732
	SINGAPORE	6,219.68	60,297	2,765,823	64,418
	SLOVAK REPUBLIC (SLOVAKIA)	5.81	107	4,908	114
	SOUTH AFRICA, REP. OF	28.68	661	30,320	688
	SPAIN	14.57	68	3,120	100
	SWITZERLAND	177.67	2,299	105,455	2,393
	TAIWAN (REP. OF CHINA)	299,439.39	247,566	11,355,852	258,027
	THAILAND	1,387.93	17,637	809,009	21,683
	UK OF GREAT BRITAIN AND N. IRELAND	105.47	15,182	696,398	16,388
	UNITED ARAB EMIRATES, N.E.S.	1.37	55	2,523	58
	UNITED STATES OF AMERICA	7,635.83	61,549	2,823,253	65,099
	VIETNAM	152.25	8,759	401,775	9,615
8311	Wire, rods, tubes, plates, electrodes and similar products, of base metal or of metal carbides, coated or cored with flux material, of a kind used for soldering, brazing, welding or deposition of metal or of metal carbides; wire and rods, of agglomerated base metal powder, used for metal spraying.	23,863,978.73	30,357,696	1,392,507,518	32,365,842
831110	Coated electrodes of base metal, for electric arc-welding	13,063,787.81	10,814,762	496,073,135	11,611,067
	CANADA	6.54	331	15,183	354
	GERMANY	6,063.23	30,528	1,400,319	33,997
	HONG KONG, CHINA	1,359.60	7,373	338,199	8,115
	HUNGARY	0.74	50	2,294	59
	INDIA	17,410.06	14,649	671,950	16,190
	INDONESIA	351,045.20	486,479	22,314,792	504,492
	ISRAEL	87,365.25	29,231	1,340,826	30,321
	ITALY	91.92	1,722	78,988	1,805
	JAPAN	993,140.75	1,751,854	80,357,543	1,861,363
	MALAYSIA	8,034.42	19,847	910,382	21,161
	NETHERLANDS	1,186.08	17,577	806,257	20,613
	NORWAY	1,411.90	11,030	505,947	11,771
	PEOPLE'S REPUBLIC OF CHINA	11,060,163.15	6,299,426	288,954,671	6,733,684
	QATAR	12.49	499	22,889	520
	REPUBLIC OF KOREA	37,798.67	153,815	7,055,494	166,996
	SINGAPORE	248,865.45	662,047	30,368,096	688,114
	SWEDEN	7,863.90	40,910	1,876,542	64,240
	SWITZERLAND	4,507.40	341,992	15,687,173	356,012
	TAIWAN (REP. OF CHINA)	36,459.75	190,974	8,759,978	209,978
	UK OF GREAT BRITAIN AND N. IRELAND	50,820.92	427,562	19,612,268	505,892
	UNITED ARAB EMIRATES, N.E.S.	260.46	1,697	77,841	1,767
	UNITED STATES OF AMERICA	57,395.99	267,066	12,250,318	311,546
	VIETNAM	92,523.94	58,103	2,665,185	62,077
831120	Cored wire of base metal, for electric arc-welding	2,106,196.25	2,985,740	136,955,896	3,156,729
	CANADA	264.81	3,301	151,417	3,527
	DENMARK	14.79	1,623	74,447	1,839
	GERMANY	25,226.33	52,676	2,416,248	57,357
	HONG KONG, CHINA	5,981.29	22,369	1,026,066	23,933
	INDIA	4,540.82	10,241	469,755	11,273
	INDONESIA	465,885.87	189,930	8,712,090	199,356
	ITALY	5,980.75	6,787	311,320	7,650
	JAPAN	150,440.62	642,822	29,486,245	697,755
	MALAYSIA	74,280.29	144,356	6,621,610	149,303
	NETHERLANDS	0.59	207	9,495	212
	PEOPLE'S REPUBLIC OF CHINA	1,041,276.47	848,367	38,914,594	885,224
	REPUBLIC OF KOREA	81,619.02	285,367	13,089,784	299,645
	SINGAPORE	11,810.51	146,260	6,708,946	168,276

TABLE 8 - Continued

PSCC CODE	COMMODITY AND COUNTRY OF ORIGIN	GROSS WEIGHT (GK)	FOB VALUE		CIF
			DOLLARS	PESOS	DOLLARS
	SWEDEN	3,167.46	13,132	602,365	13,444
	TAIWAN (REP. OF CHINA)	18,244.46	32,227	1,478,253	33,204
	THAILAND	16,402.56	12,602	578,054	13,198
	UK OF GREAT BRITAIN AND N. IRELAND	208.68	1,500	68,805	1,552
	UNITED STATES OF AMERICA	89,022.97	506,414	23,229,211	520,238
	VIETNAM	111,827.96	65,559	3,007,191	69,743
831130	Coated rods and cored wire, of base metal, for soldering, brazing or welding by flame	2,215,949.45	3,362,463	154,236,177	3,517,649
	AUSTRALIA	2,816.79	45,812	2,101,396	49,012
	FRANCE	183.33	40	1,835	43
	GERMANY	3,434.83	4,548	208,617	4,834
	HONG KONG, CHINA	7,353.15	51,925	2,381,800	57,267
	INDIA	45,084.09	101,175	4,640,897	104,449
	ITALY	1,295.33	81,667	3,746,065	83,536
	JAPAN	85,066.35	1,505,084	69,038,203	1,565,534
	MALAYSIA	4,250.34	48,432	2,221,576	51,285
	NETHERLANDS	19.70	580	26,605	770
	PEOPLE'S REPUBLIC OF CHINA	2,017,643.62	778,691	35,718,556	819,061
	REPUBLIC OF KOREA	1,473.61	18,042	827,586	19,415
	SINGAPORE	20,939.10	563,709	25,857,332	588,737
	TAIWAN (REP. OF CHINA)	19,307.75	17,574	806,119	19,758
	THAILAND	608.49	8,143	373,519	8,425
	UK OF GREAT BRITAIN AND N. IRELAND	83.28	1,890	86,695	1,952
	UNITED STATES OF AMERICA	5,440.38	134,028	6,147,864	142,377
	VIETNAM	949.31	1,123	51,512	1,194
831190	Other wires, electrode and similar products and parts, of base metal or of metal carbides	6,478,045.22	13,194,731	605,242,310	14,080,397
	AUSTRALIA	704.75	912	41,833	1,188
	AUSTRIA	423.41	712	32,659	739
	BELGIUM	14.79	864	39,631	1,035
	CANADA	2.06	459	21,054	483
	CZECH REPUBLIC (CZECHOSLOVAKIA)	1.67	300	13,761	320
	FINLAND	2.46	27	1,238	30
	FRANCE	988.67	1,424	65,319	1,540
	GERMANY	12,860.77	265,954	12,199,310	272,937
	HONG KONG, CHINA	84,989.65	1,492,568	68,464,094	1,593,872
	HUNGARY	216.41	561	25,733	633
	INDIA	18,323.75	123,194	5,650,909	128,173
	INDONESIA	23,804.02	18,257	837,449	18,830
	IRELAND	0.43	30	1,376	33
	ISRAEL	81,862.72	21,801	1,000,012	21,994
	ITALY	369.18	12,746	584,659	12,937
	JAPAN	165,401.99	2,940,489	134,880,230	3,155,619
	LUXEMBOURG	3.40	2,909	133,436	2,988
	MALAYSIA	187,530.63	751,548	34,473,507	809,647
	NETHERLANDS	1,001.13	7,567	347,098	7,915
	PEOPLE'S REPUBLIC OF CHINA	5,214,397.07	3,731,651	171,170,831	3,902,801
	QATAR	14.88	591	27,109	823
	REPUBLIC OF KOREA	125,053.45	874,019	40,091,252	921,047
	SINGAPORE	93,804.76	884,804	40,585,959	956,313
	SPAIN	48.23	675	30,962	783
	SWEDEN	380.04	3,578	164,123	3,722
	SWITZERLAND	718.49	79,882	3,664,188	82,430
	TAIWAN (REP. OF CHINA)	190,981.71	567,747	26,042,555	601,412
	THAILAND	60,775.73	235,474	10,801,192	247,688
	TURKEY	1,818.95	26,048	1,194,822	30,881
	UK OF GREAT BRITAIN AND N. IRELAND	44,587.07	371,708	17,050,246	421,487
	UNITED STATES OF AMERICA	131,332.99	703,476	32,268,445	802,863
	VIETNAM	35,629.96	72,756	3,337,318	77,234

TABLE 8 - Continued

PSCC CODE	COMMODITY AND COUNTRY OF ORIGIN	GROSS WEIGHT (GK)	FOB VALUE		CIF
			DOLLARS	PESOS	DOLLARS
84	Nuclear reactors, boilers, machinery and mechanical appliances; parts thereof	808,180,013.21	7,232,007,519	331,732,185,019	7,668,493,130
8401	Nuclear reactors; fuel elements (cartridges), non-irradiated, for nuclear reactors; machinery and apparatus for isotopic separation.	58,957.19	798,473	36,625,957	825,705
840110	Nuclear reactors	49,361.82	643,288	29,507,621	659,752
	HONG KONG, CHINA	6,510.42	69,317	3,179,571	69,500
	JAPAN	3,676.03	63,539	2,914,534	65,568
	PEOPLE'S REPUBLIC OF CHINA	754.27	24,179	1,109,091	24,806
	REPUBLIC OF KOREA	38,420.63	486,090	22,296,948	499,708
	TAIWAN (REP. OF CHINA)	0.47	163	7,477	170
840120	Machinery and apparatus for isotopic separation	623.65	12,949	593,971	15,330
	JAPAN	29.11	5,781	265,175	6,651
	PEOPLE'S REPUBLIC OF CHINA	254.27	5,052	231,735	6,174
	REPUBLIC OF KOREA	3.16	71	3,257	74
	SINGAPORE	6.87	116	5,321	121
	TAIWAN (REP. OF CHINA)	330.24	1,929	88,483	2,310
840130	Fuel elements (cartridges), non-irradiated	2,218.38	109,490	5,022,306	113,808
	SINGAPORE	5.21	159	7,293	179
	SWITZERLAND	1,357.42	48,352	2,217,906	50,583
	UNITED STATES OF AMERICA	855.75	60,979	2,797,107	63,046
840140	Parts of nuclear reactors	6,753.34	32,746	1,502,059	36,815
	INDIA	68.74	2,358	108,161	2,558
	JAPAN	632.59	15,088	692,087	15,088
	PEOPLE'S REPUBLIC OF CHINA	3,417.30	1,436	65,869	1,583
	REPUBLIC OF KOREA	1,081.84	10,987	503,974	13,184
	TAIWAN (REP. OF CHINA)	1,552.87	2,877	131,968	4,402
8402	Steam or other vapour generating boilers (other than central heating hot water boilers capable also of producing low pressure steam); super-heated water boilers.	27,289,383.13	163,577,788	7,503,313,133	175,234,924
840211	Watertube boilers with a steam production exceeding 45 t per hour	1,517,096.33	10,669,422	489,406,386	10,922,479
	AUSTRALIA	53,496.66	491,580	22,548,775	507,018
	GERMANY	619,656.53	7,417,687	340,249,303	7,523,526
	HONG KONG, CHINA	1,989.68	16,589	760,937	16,605
	INDIA	595,777.53	1,613,217	73,998,264	1,716,032
	INDONESIA	212,726.14	846,119	38,811,479	857,070
	JAPAN	4,832.64	177,710	8,151,558	189,859
	PEOPLE'S REPUBLIC OF CHINA	25.05	1,336	61,282	1,458
	REPUBLIC OF KOREA	3,125.86	17,594	807,036	18,740
	TAIWAN (REP. OF CHINA)	21,725.04	59,670	2,737,062	63,485
	UNITED STATES OF AMERICA	3,741.20	27,920	1,280,690	28,686
840212	Watertube boilers with a steam production not exceeding 45 t per hour	1,229,940.63	4,575,656	209,885,340	4,793,033
	AUSTRALIA	81,123.56	537,764	24,667,235	552,932
	GERMANY	9,228.85	127,562	5,851,269	142,885
	HONG KONG, CHINA	79.14	6,331	290,403	6,559
	INDIA	613,952.95	1,648,415	75,612,795	1,721,295
	JAPAN	17,107.04	523,202	23,999,276	570,609
	MALAYSIA	234,349.98	754,751	34,620,428	765,582
	NETHERLANDS	10,423.19	80,574	3,695,929	91,311
	PEOPLE'S REPUBLIC OF CHINA	163,180.89	237,418	10,890,364	244,219
	REPUBLIC OF KOREA	19,337.62	25,190	1,155,465	26,611
	SINGAPORE	2,504.26	10,184	467,140	10,767
	SOUTH AFRICA, REP. OF	8,584.83	197,942	9,079,600	206,049
	TAIWAN (REP. OF CHINA)	69,728.84	395,876	18,158,832	422,593
	UNITED STATES OF AMERICA	339.48	30,447	1,396,604	31,621
840219	Other vapour generating boilers, including hybrid boilers	2,105,608.29	5,125,940	235,126,868	5,431,711
	GERMANY	58,031.78	658,467	30,203,882	712,248

TABLE 8 - *Continued*

PSCC CODE	COMMODITY AND COUNTRY OF ORIGIN	GROSS WEIGHT (GK)	FOB VALUE		CIF
			DOLLARS	PESOS	DOLLARS
	INDIA	122,457.28	429,475	19,700,018	470,127
	INDONESIA	33,757.47	243,642	11,175,859	253,642
	JAPAN	5,607.10	52,801	2,421,982	56,628
	MALAYSIA	321,690.92	924,652	42,413,787	962,519
	NETHERLANDS	211.51	1,066	48,897	1,069
	PEOPLE'S REPUBLIC OF CHINA	1,187,755.80	1,667,588	76,492,262	1,765,727
	SOUTH AFRICA, REP. OF	33,722.08	251,489	11,535,800	261,789
	TAIWAN (REP. OF CHINA)	324,202.06	655,731	30,078,381	697,200
	THAILAND	17,902.79	178,969	8,209,308	178,969
	UNITED STATES OF AMERICA	269.50	62,060	2,846,692	71,793
840220	Super-heated water boilers	5,450,932.05	26,248,147	1,204,002,503	28,236,608
	INDIA	1,300,958.80	9,523,433	436,839,872	10,111,720
	IRELAND	129.50	5,619	257,744	5,777
	JAPAN	434,841.48	3,031,679	139,063,116	3,075,968
	PEOPLE'S REPUBLIC OF CHINA	203,781.88	1,086,713	49,847,525	1,103,073
	TAIWAN (REP. OF CHINA)	3,491,543.99	12,387,470	568,213,249	13,723,334
	THAILAND	15,110.99	195,966	8,988,960	197,861
	UK OF GREAT BRITAIN AND N. IRELAND	3,773.08	9,224	423,105	10,645
	UNITED STATES OF AMERICA	792.33	8,043	368,932	8,230
840290	Parts for broilers of heading 84.02	16,985,805.83	116,958,623	5,364,892,036	125,851,093
	AUSTRALIA	24,964.74	580,370	26,621,572	581,468
	DENMARK	2.37	1,005	46,099	1,049
	FINLAND	46,568.70	1,897,275	87,028,004	2,084,015
	GERMANY	165,316.05	4,748,167	217,798,421	4,855,261
	HONG KONG, CHINA	148,285.72	330,935	15,179,988	378,558
	INDIA	4,576,731.28	17,227,270	790,214,874	18,433,395
	INDONESIA	204,310.41	817,570	37,501,935	866,360
	IRELAND	255.67	5,130	235,313	5,481
	JAPAN	391,717.76	930,365	42,675,843	967,706
	MALAYSIA	18,531.72	930,854	42,698,273	1,095,408
	PEOPLE'S REPUBLIC OF CHINA	2,351,576.81	9,646,295	442,475,552	10,266,581
	POLAND	3.81	491	22,522	565
	REPUBLIC OF KOREA	373.01	23,942	1,098,220	26,190
	SINGAPORE	100,676.47	1,957,728	89,800,983	2,168,081
	SOUTH AFRICA, REP. OF	36,853.07	634,170	29,089,378	647,450
	TAIWAN (REP. OF CHINA)	8,810,310.73	75,533,730	3,464,732,195	81,613,062
	THAILAND	19,493.96	302,934	13,895,582	332,796
	UK OF GREAT BRITAIN AND N. IRELAND	22,157.46	1,306,638	59,935,485	1,440,315
	UNITED STATES OF AMERICA	67,676.09	83,754	3,841,797	87,352
8403	Central heating boilers other than those of heading 84.02.	4,988,867.85	19,176,976	879,647,888	21,491,364
840310	Central heating boilers other than those of heading No. 84.02	959,427.27	3,966,491	181,942,942	4,612,367
	GERMANY	902.00	6,384	292,834	9,459
	INDIA	861,667.60	3,516,771	161,314,286	4,119,906
	INDONESIA	2,239.21	5,986	274,578	6,155
	ITALY	2.68	92	4,220	109
	JAPAN	2,906.22	28,886	1,325,001	30,170
	MALAYSIA	21.74	1,049	48,118	1,273
	PEOPLE'S REPUBLIC OF CHINA	51,921.88	75,789	3,476,441	78,476
	REPUBLIC OF KOREA	11,561.96	103,498	4,747,453	107,736
	SINGAPORE	0.08	62	2,844	68
	TAIWAN (REP. OF CHINA)	27,898.75	220,407	10,110,069	250,420
	UNITED STATES OF AMERICA	305.15	7,567	347,098	8,595
840390	Parts for broilers of subgroup 840310	4,029,440.58	15,210,485	697,704,946	16,878,997
	DENMARK	0.87	3,822	175,315	4,042
	GERMANY	89,823.98	928,697	42,599,331	975,756
	INDIA	16,982.11	90,580	4,154,904	91,998
	INDONESIA	25.71	1,913	87,749	2,242
	ITALY	1,810.70	8,608	394,849	9,163
	JAPAN	25,811.52	337,510	15,481,584	342,652
	MALAYSIA	25,027.11	498,441	22,863,489	512,918
	NETHERLANDS	5,631.65	2,641	121,143	2,749
	PEOPLE'S REPUBLIC OF CHINA	3,267,443.33	9,773,060	448,290,262	11,070,928
	REPUBLIC OF KOREA	2,811.41	39,042	1,790,857	40,547
	SINGAPORE	168.35	27,702	1,270,691	30,617
	SPAIN	68,886.14	357,690	16,407,240	357,690

TABLE 8 - *Continued*

PSCC CODE	COMMODITY AND COUNTRY OF ORIGIN	GROSS WEIGHT (GK)	FOB VALUE		CIF DOLLARS
			DOLLARS	PESOS	
	TAIWAN (REP. OF CHINA)	406,383.76	2,508,327	115,056,959	2,755,383
	THAILAND	2,667.86	24,190	1,109,595	27,102
	UNITED STATES OF AMERICA	11,089.84	359,784	16,503,292	367,352
	VIETNAM	104,876.24	248,478	11,397,686	287,858
8404	Auxiliary plant for use with boilers of heading 84.02 or 84.03 (for example, economisers, super-heaters, soot removers, gas recoverers); condensers for steam or other vapour power units.	9,632,301.18	61,282,581	2,811,031,990	68,627,583
840410	Auxiliary plant for use with boilers of heading No. 84.02 or 84.03	4,105,882.35	17,773,036	815,249,160	19,244,462
	GERMANY	24,000.09	169,498	7,774,873	169,821
	INDIA	751,751.45	938,499	43,048,948	998,731
	INDONESIA	50,707.36	209,379	9,604,214	222,883
	MALAYSIA	42,411.17	288,564	13,236,431	477,862
	PEOPLE'S REPUBLIC OF CHINA	2,349,010.60	9,648,598	442,581,191	10,418,937
	REPUBLIC OF KOREA	88,519.13	776,096	35,599,523	857,373
	SINGAPORE	24,281.72	134,695	6,178,460	140,185
	TAIWAN (REP. OF CHINA)	754,047.91	5,012,312	229,914,751	5,347,628
	THAILAND	3,392.53	65,702	3,013,751	67,571
	UK OF GREAT BRITAIN AND N. IRELAND	779.55	314,037	14,404,877	319,412
	UNITED STATES OF AMERICA	16,980.84	215,656	9,892,141	224,059
840420	Condensers for steam or other vapour power units	380,131.65	7,599,893	348,607,093	7,983,259
	DEMOCRATIC PEOPLE'S REP. OF KOREA	2,314.70	43,502	1,995,437	44,729
	FRANCE	217.40	247,862	11,369,430	256,489
	GERMANY	14,070.57	364,043	16,698,652	382,377
	INDIA	153,986.21	2,880,748	132,139,911	3,072,751
	JAPAN	7,754.21	352,678	16,177,340	368,588
	PEOPLE'S REPUBLIC OF CHINA	182,705.22	3,137,287	143,907,355	3,227,511
	REPUBLIC OF KOREA	983.38	14,779	677,913	15,865
	SWITZERLAND	63.43	2,534	116,235	3,795
	TAIWAN (REP. OF CHINA)	50.09	267,128	12,253,161	305,528
	THAILAND	17,074.09	288,977	13,255,375	305,261
	UNITED STATES OF AMERICA	912.35	355	16,284	365
840490	Parts of auxiliary plant for use with boilers	5,146,287.18	35,909,652	1,647,175,737	41,399,862
	AUSTRALIA	2.94	1,076	49,356	1,156
	DENMARK	2.71	2,300	105,501	2,437
	FINLAND	261.21	2,468	113,207	2,511
	FRANCE	1.74	308	14,128	367
	GERMANY	3,025.62	15,592	715,205	15,823
	INDIA	749,615.64	1,472,333	67,535,915	1,537,122
	IRELAND	202.61	9,453	433,609	10,334
	ISRAEL	0.87	1,288	59,081	1,369
	JAPAN	2,789.51	102,173	4,686,676	106,250
	NETHERLANDS	26.22	8,525	391,042	9,049
	PEOPLE'S REPUBLIC OF CHINA	2,816,108.68	5,203,362	238,678,215	5,871,806
	REPUBLIC OF KOREA	3,573.33	43,992	2,017,913	46,135
	SINGAPORE	35.57	24,997	1,146,612	25,947
	SWEDEN	26.97	6,913	317,099	7,280
	TAIWAN (REP. OF CHINA)	1,559,464.74	28,751,935	1,318,851,258	33,485,027
	THAILAND	9,997.23	88,751	4,071,009	95,960
	UK OF GREAT BRITAIN AND N. IRELAND	226.59	64,483	2,957,835	66,986
	UNITED STATES OF AMERICA	925.00	109,703	5,032,076	114,303
8405	Producer gas or water gas generators, with or without their purifiers; acetylene gas generators and similar water process gas generators, with or without their purifiers.	734,463.03	6,593,915	302,462,883	6,858,153
840510	Producer gas or water gas generators, with or without their purifiers; acetylene gas generators and similar water process gas generators, with or without their purifiers	358,668.75	1,360,303	62,397,100	1,431,061
	AUSTRALIA	94,137.80	53,461	2,452,257	60,127
	AUSTRIA	352.87	8,536	391,546	8,650
	BELGIUM	930.08	51,570	2,365,516	55,531
	FRANCE	13,862.08	16,046	736,030	16,487
	HONG KONG, CHINA	10,226.76	8,132	373,015	8,827
	INDIA	12,654.58	31,927	1,464,491	37,260
	ITALY	5,438.29	36,393	1,669,347	37,550

TABLE 8 - *Continued*

PSCC CODE	COMMODITY AND COUNTRY OF ORIGIN	GROSS WEIGHT (GK)	FOB VALUE		CIF DOLLARS
			DOLLARS	PESOS	
	JAPAN	24,552.84	153,487	7,040,449	161,982
	NEW ZEALAND	1,314.72	893	40,962	1,057
	PEOPLE'S REPUBLIC OF CHINA	183,634.78	526,734	24,161,289	552,440
	REPUBLIC OF KOREA	1,024.92	14,969	686,628	15,009
	SINGAPORE	173.32	36,610	1,679,301	38,263
	TAIWAN (REP. OF CHINA)	80.43	127	5,825	148
	UK OF GREAT BRITAIN AND N. IRELAND	6,539.39	350,802	16,091,288	362,819
	UNITED STATES OF AMERICA	3,745.89	70,616	3,239,156	74,911
840590	Parts for generators of item 840510	375,794.28	5,233,612	240,065,783	5,427,092
	AUSTRALIA	5,118.22	8,691	398,656	9,655
	AUSTRIA	263.92	5,050	231,644	5,881
	BELGIUM	3.33	336	15,412	380
	DENMARK	85.87	568	26,054	843
	FRANCE	313.40	171,357	7,860,146	185,222
	GERMANY	42.51	3,649	167,380	5,038
	HONG KONG, CHINA	1.59	152	6,972	171
	ITALY	24.16	4,954	227,240	5,070
	JAPAN	5,473.81	110,182	5,054,048	115,733
	NETHERLANDS	261.58	968	44,402	1,034
	PEOPLE'S REPUBLIC OF CHINA	124,648.72	407,640	18,698,447	427,100
	POLAND	282.99	28,900	1,325,643	33,434
	REPUBLIC OF KOREA	1,462.90	5,680	260,542	6,107
	SINGAPORE	31.90	1,250	57,338	1,322
	SWEDEN	2.42	215	9,862	244
	SWITZERLAND	1,292.35	11,886	545,211	23,245
	TAIWAN (REP. OF CHINA)	27,917.26	224,829	10,312,906	247,566
	UK OF GREAT BRITAIN AND N. IRELAND	1.74	93	4,266	105
	UNITED ARAB EMIRATES, N.E.S.	2,275.19	9,458	433,838	9,719
	UNITED STATES OF AMERICA	153,308.66	4,139,880	189,896,296	4,251,201
	VIETNAM	52,981.76	97,874	4,489,480	98,022
8406	Steam turbines and other vapour turbines.	3,987,918.87	145,494,016	6,673,810,517	150,529,736
840610	Turbines for marine propulsion	45,430.90	1,011,283	46,387,552	1,038,865
	INDIA	30,679.00	165,186	7,577,082	165,186
	ITALY	31.72	268	12,293	277
	JAPAN	3,505.99	13,655	626,355	15,618
	MALAYSIA	8,868.85	177,377	8,136,283	182,381
	PEOPLE'S REPUBLIC OF CHINA	118.64	909	41,696	969
	TAIWAN (REP. OF CHINA)	2,121.93	646,694	29,663,854	667,223
	UNITED STATES OF AMERICA	104.77	7,194	329,989	7,211
840681	Other turbines of an output exceeding 40 MW	3,473,004.53	126,826,327	5,817,523,619	131,058,370
	BELGIUM	3,959.21	70,875	3,251,036	74,004
	GERMANY	476,534.38	25,905,919	1,188,304,505	26,184,603
	INDIA	11,145.91	62,813	2,881,232	66,144
	JAPAN	515,224.46	15,949,194	731,589,529	16,618,043
	PEOPLE'S REPUBLIC OF CHINA	699,493.69	14,454,651	663,034,841	14,773,867
	POLAND	28.51	756	34,678	1,311
	SWITZERLAND	25,426.26	277,500	12,728,925	287,681
	TAIWAN (REP. OF CHINA)	1,715,347.33	62,932,897	2,886,731,985	65,270,771
	THAILAND	14,192.14	1,054,956	48,390,832	1,098,159
	UNITED STATES OF AMERICA	11,652.64	6,116,766	280,576,056	6,683,787
840682	Other turbines of an output not exceeding 40 MW	186,828.39	5,293,374	242,807,065	5,432,581
	GERMANY	24,741.93	1,112,145	51,014,091	1,122,103
	INDIA	27,132.13	290,098	13,306,795	295,333
	JAPAN	133,027.75	3,755,866	172,281,573	3,872,396
	THAILAND	222.39	21,903	1,004,691	21,919
	UNITED STATES OF AMERICA	1,704.19	113,362	5,199,915	120,830
840690	Parts of steam turbines and other vapour turbines	282,655.05	12,363,032	567,092,281	12,999,920
	BELGIUM	298.16	30,734	1,409,769	32,837
	DENMARK	1,466.33	28,238	1,295,277	30,597
	FRANCE	14.49	334	15,321	447
	GERMANY	21,866.57	759,317	34,829,871	804,386
	HONG KONG, CHINA	2,041.75	1,057	48,485	1,143
	INDIA	77,496.37	2,355,677	108,054,904	2,466,298

TABLE 8 - *Continued*

PSCC CODE	COMMODITY AND COUNTRY OF ORIGIN	GROSS WEIGHT (GK)	FOB VALUE		CIF DOLLARS
			DOLLARS	PESOS	
	ITALY	243.56	16,050	736,214	16,106
	JAPAN	19,153.57	3,152,731	144,615,771	3,260,629
	MALAYSIA	4,347.89	32,401	1,486,234	38,684
	NETHERLANDS	6,335.41	196,211	9,000,199	205,696
	PEOPLE'S REPUBLIC OF CHINA	118,763.87	2,128,274	97,623,928	2,234,059
	POLAND	420.11	6,718	308,155	8,518
	REPUBLIC OF KOREA	3,638.01	4,477	205,360	4,897
	SINGAPORE	2,569.58	35,464	1,626,734	36,643
	SWITZERLAND	106.96	15,376	705,297	15,939
	TAIWAN (REP. OF CHINA)	13,257.60	1,035,783	47,511,366	1,175,433
	UK OF GREAT BRITAIN AND N. IRELAND	822.96	183,313	8,408,567	216,475
	UNITED ARAB EMIRATES, N.E.S.	325.93	131,040	6,010,805	132,860
	UNITED STATES OF AMERICA	8,976.85	2,246,550	103,049,249	2,314,688
	VIETNAM	509.08	3,287	150,775	3,585
8407	Spark-ignition reciprocating or rotary internal combustion piston engines.	7,628,736.06	79,641,834	3,653,170,931	82,598,152
840710	Spark-ignition reciprocating or rotary internal combustion piston engines for aircraft	59,911.60	41,884,162	1,921,226,510	43,715,612
	AUSTRALIA	1,432.10	312,302	14,325,293	324,304
	CANADA	1,295.39	1,993,031	91,420,332	2,086,427
	INDONESIA	768.73	20,001	917,446	23,763
	MALAYSIA	25,069.62	10,397,981	476,955,388	10,750,404
	SINGAPORE	562.63	47,828	2,193,870	47,953
	SPAIN	3,709.60	1,263,678	57,964,910	1,401,452
	SWITZERLAND	8,365.99	8,921,668	409,236,911	9,556,060
	UK OF GREAT BRITAIN AND N. IRELAND	10,651.51	17,257,643	791,608,084	17,749,352
	UNITED STATES OF AMERICA	8,056.03	1,670,030	76,604,276	1,775,897
840721	Outboard motors, marine propulsion engines	109,974.75	1,745,219	80,053,197	1,833,574
	AUSTRALIA	6,010.44	127,319	5,840,123	131,139
	BELGIUM	4,549.11	182,584	8,375,128	190,060
	JAPAN	61,653.55	1,084,692	49,754,823	1,142,420
	PEOPLE'S REPUBLIC OF CHINA	9,917.59	7,509	344,438	7,991
	TAIWAN (REP. OF CHINA)	3,490.80	10,760	493,561	11,460
	THAILAND	1,728.45	34,434	1,579,488	39,453
	UNITED ARAB EMIRATES, N.E.S.	1,491.36	1,254	57,521	1,648
	UNITED STATES OF AMERICA	21,133.45	296,667	13,608,115	309,403
840729	Other spark-ignition reciprocating or rotary engines, marine propulsion	163,361.95	438,268	20,103,354	489,912
	AUSTRALIA	276.10	98,580	4,521,865	109,439
	AUSTRIA	20.89	295	13,532	393
	INDONESIA	768.73	20,001	917,446	20,085
	JAPAN	10,221.13	6,956	319,072	8,061
	PEOPLE'S REPUBLIC OF CHINA	140,849.41	84,414	3,872,070	90,649
	SINGAPORE	7,993.35	137,722	6,317,308	163,639
	UNITED STATES OF AMERICA	3,232.34	90,300	4,142,061	97,646
840731	Reciprocating piston engines of a cylinder capacity not exceeding 50 cc	10,022.41	34,167	1,567,240	36,149
	INDIA	34.89	304	13,944	458
	JAPAN	9,987.52	33,863	1,553,296	35,691
840732	Reciprocating piston engines of a cylinder capacity exceeding 50 cc but not exceeding 250 cc	935,839.12	22,716,166	1,041,990,536	23,182,980
	HONG KONG, CHINA	778.12	4,252	195,039	4,368
	JAPAN	54,107.77	147,111	6,747,981	154,052
	MALAYSIA	758,852.49	22,409,535	1,027,925,371	22,862,056
	PEOPLE'S REPUBLIC OF CHINA	96,513.71	81,907	3,757,074	84,803
	REPUBLIC OF KOREA	17,327.95	21,212	972,995	22,089
	SINGAPORE	8,215.94	46,284	2,123,048	49,729
	UNITED STATES OF AMERICA	43.14	5,865	269,028	5,883
840733	Reciprocating piston engines of a cylinder capacity exceeding 250 cc but not exceeding 1,000 cc	72,163.31	274,373	12,585,489	303,208
	GERMANY	263.87	647	29,678	654

TABLE 8 - Continued

PSCC CODE	COMMODITY AND COUNTRY OF ORIGIN	GROSS WEIGHT (GK)	FOB VALUE		CIF DOLLARS
			DOLLARS	PESOS	
	HONG KONG, CHINA	1,400.68	7,654	351,089	7,865
	JAPAN	47,382.22	68,320	3,133,838	91,398
	PEOPLE'S REPUBLIC OF CHINA	17,066.70	162,929	7,473,553	166,573
	REPUBLIC OF KOREA	730.80	956	43,852	983
	SINGAPORE	5,319.04	33,867	1,553,479	35,735
840734	Reciprocating piston engines of a cylinder capacity exceeding 1,000 cc	4,067,085.16	4,462,627	204,700,702	4,710,190
	AUSTRIA	3,764.01	66,211	3,037,099	67,463
	FRANCE	11.23	3,090	141,738	3,211
	HONG KONG, CHINA	239,048.45	139,057	6,378,544	151,229
	INDIA	3,516.78	21,498	986,114	22,681
	INDONESIA	1,062.04	6,811	312,421	6,898
	JAPAN	2,660,956.31	1,286,985	59,034,004	1,396,650
	MALAYSIA	149,191.30	903,160	41,427,949	918,968
	PEOPLE'S REPUBLIC OF CHINA	327,718.24	547,160	25,098,229	583,536
	REPUBLIC OF KOREA	259,689.46	150,711	6,913,113	164,432
	SINGAPORE	11,538.11	55,905	2,564,362	58,354
	SWEDEN	83.18	2,611	119,767	3,086
	TAIWAN (REP. OF CHINA)	229,580.97	135,922	6,234,742	149,818
	THAILAND	149,230.58	1,076,160	49,363,459	1,111,914
	UK OF GREAT BRITAIN AND N. IRELAND	869.28	41,866	1,920,394	43,854
	UNITED ARAB EMIRATES, N.E.S.	27,714.95	9,314	427,233	10,759
	UNITED STATES OF AMERICA	3,110.27	16,166	741,534	17,337
840790	Other spark-ignition reciprocating or rotary internal combustion piston engines, n.e.s.	2,210,377.76	8,086,852	370,943,903	8,326,527
	AUSTRALIA	10.20	425	19,495	453
	DENMARK	1,311.81	5,722	262,468	6,113
	GERMANY	57.41	4,332	198,709	4,626
	INDIA	13,612.16	66,914	3,069,345	66,980
	JAPAN	770,129.26	3,179,930	145,863,389	3,242,335
	MALAYSIA	9,516.27	271,846	12,469,576	274,794
	PEOPLE'S REPUBLIC OF CHINA	1,015,412.84	2,140,260	98,173,727	2,234,928
	REPUBLIC OF KOREA	127,653.19	52,013	2,385,837	59,984
	SINGAPORE	5,890.59	61,304	2,812,014	64,238
	TAIWAN (REP. OF CHINA)	6,249.77	6,205	284,623	6,223
	THAILAND	259,713.86	2,296,218	105,327,520	2,363,566
	UNITED STATES OF AMERICA	820.40	1,683	77,200	2,287
8408	Compression-ignition internal combustion piston engines (diesel or semi-diesel engines).	20,343,673.67	60,079,433	2,755,843,586	62,382,240
840810	Compression-ignition internal combustion piston engines (diesel or semi-diesel engines), marine propulsion	2,221,045.42	6,934,017	318,063,359	7,312,098
	AUSTRALIA	1,464.05	14,900	683,463	16,219
	GERMANY	1,368.93	241,769	11,089,944	250,458
	HONG KONG, CHINA	31,680.65	214,584	9,842,968	225,788
	INDIA	3,719.73	79,508	3,647,032	79,574
	INDONESIA	7,195.08	209,645	9,616,416	223,486
	ITALY	153.14	10,586	485,580	12,361
	JAPAN	226,068.93	2,507,572	115,022,328	2,614,453
	NETHERLANDS	396.34	195	8,945	286
	PEOPLE'S REPUBLIC OF CHINA	1,710,540.06	2,289,086	105,000,374	2,410,453
	REPUBLIC OF KOREA	27,214.79	107,619	4,936,483	123,732
	SINGAPORE	59,770.47	837,309	38,407,363	899,747
	TAIWAN (REP. OF CHINA)	109,678.69	143,526	6,583,538	153,881
	UK OF GREAT BRITAIN AND N. IRELAND	1,648.01	51,257	2,351,159	53,356
	UNITED STATES OF AMERICA	29,352.39	217,216	9,963,698	238,427
	VIETNAM	10,794.16	9,245	424,068	9,877
840820	Completely knock-down (CKD) engines, of a kind used for the propulsion of vehicles of Chapter 87.	8,618,744.87	30,671,879	1,406,919,089	31,681,083
	AUSTRALIA	492.84	311	14,266	331
	EL SALVADOR	4,746.79	2,958	135,683	3,160
	GERMANY	13,545.16	387,296	17,765,267	405,141
	HONG KONG, CHINA	570,611.26	258,851	11,873,496	275,715
	HUNGARY	15,963.41	7,854	360,263	8,075
	INDIA	5,013.60	16,368	750,801	20,078
	INDONESIA	242,732.33	1,620,724	74,342,610	1,671,155

TABLE 8 - Continued

PSC CODE	COMMODITY AND COUNTRY OF ORIGIN	GROSS WEIGHT (GK)	FOB VALUE		CIF DOLLARS
			DOLLARS	PESOS	
	ITALY	247.91	2,225	102,061	2,317
	JAMAICA (EXCLUDES CAYMAN IS.,TURKS,CAICOS)	8,869.92	4,364	200,177	4,487
	JAPAN	4,298,244.75	13,722,997	629,473,872	14,256,486
	MALAYSIA	37,680.27	22,492	1,031,708	22,986
	NETHERLANDS	4,000.49	835	38,301	1,098
	PEOPLE'S REPUBLIC OF CHINA	1,456,001.58	1,729,858	79,348,587	1,793,796
	REPUBLIC OF KOREA	207,239.48	221,101	10,141,902	242,943
	SINGAPORE	23,572.94	478,069	21,929,024	499,112
	TAIWAN (REP. OF CHINA)	263,818.02	111,805	5,128,495	114,702
	THAILAND	1,322,078.94	11,759,034	539,386,889	12,019,769
	UK OF GREAT BRITAIN AND N. IRELAND	4,836.07	149,600	6,862,153	154,804
	UNITED ARAB EMIRATES, N.E.S.	82,139.51	20,453	938,179	21,424
	UNITED STATES OF AMERICA	56,563.29	152,558	6,997,836	161,257
	VIETNAM	346.31	2,126	97,519	2,247
840890	Other compression-ignition internal combustion piston engines (diesel or semi-diesel engines), n.e.s.	9,503,883.38	22,473,537	1,030,861,138	23,389,059
	AUSTRALIA	103.51	21,283	976,251	24,852
	BELGIUM	50.48	631	28,944	1,005
	CANADA	19,714.63	15,843	726,718	17,808
	FRANCE	13.05	1,131	51,879	1,414
	GERMANY	9,688.92	297,880	13,663,756	339,339
	HONG KONG, CHINA	149,882.14	60,437	2,772,244	63,327
	INDIA	51,288.18	125,235	5,744,529	129,649
	INDONESIA	651,989.17	5,479,603	251,349,390	5,678,905
	ITALY	9,019.45	21,682	994,553	22,398
	JAPAN	1,692,476.46	1,147,934	52,655,733	1,236,709
	MALAYSIA	39,452.85	5,183,847	237,783,062	5,288,972
	NETHERLANDS	15,601.17	6,164	282,742	7,973
	PEOPLE'S REPUBLIC OF CHINA	6,135,800.35	5,102,300	234,042,501	5,350,711
	REPUBLIC OF KOREA	130,967.04	79,425	3,643,224	86,712
	SINGAPORE	94,404.26	1,314,102	60,277,859	1,422,041
	SPAIN	1,325.28	1,058,382	48,547,982	1,071,375
	SWEDEN	0.87	223	10,229	252
	TAIWAN (REP. OF CHINA)	138,431.75	60,350	2,768,254	64,690
	THAILAND	237,947.48	1,151,735	52,830,085	1,185,112
	UK OF GREAT BRITAIN AND N. IRELAND	6,498.08	308,237	14,138,831	310,754
	UNITED ARAB EMIRATES, N.E.S.	36,419.84	10,507	481,956	11,936
	UNITED STATES OF AMERICA	34,073.26	968,535	44,426,699	1,012,131
	VIETNAM	48,735.16	58,071	2,663,717	60,994
8409	Parts suitable for use solely or principally with the engines of heading 84.07 or 84.08.	8,462,304.87	60,255,362	2,763,913,450	63,220,452
840910	Parts suitable for use solely or principally with the aircraft engines	11,284.03	1,051,525	48,233,450	1,122,150
	AUSTRALIA	13.62	7,345	336,915	8,289
	ISRAEL	129.77	265,458	12,176,558	272,484
	JAPAN	7,580.96	89,238	4,093,347	100,630
	MALAYSIA	4.42	322	14,770	331
	PEOPLE'S REPUBLIC OF CHINA	0.13	311	14,266	324
	REPUBLIC OF KOREA	36.64	174	7,981	179
	SINGAPORE	567.21	403,592	18,512,765	428,825
	SPAIN	855.13	182,961	8,392,421	197,015
	TAIWAN (REP. OF CHINA)	7.77	1,429	65,548	1,507
	THAILAND	711.49	3,415	156,646	3,932
	UK OF GREAT BRITAIN AND N. IRELAND	3.48	7,327	336,089	8,035
	UNITED STATES OF AMERICA	1,373.41	89,953	4,126,144	100,599
840991	Other parts suitable for use solely or principally with spark-ignition internal combustion piston engines	3,870,532.30	25,225,759	1,157,105,566	26,271,189
	AUSTRALIA	386.33	6,012	275,770	6,525
	AUSTRIA	79.77	2,195	100,685	2,633
	BELGIUM	55.00	1,859	85,273	2,261
	CANADA	401.20	3,294	151,096	3,592
	DENMARK	941.74	40,238	1,845,717	43,745
	ECUADOR	0.88	70	3,211	72
	FINLAND	139.32	3,398	155,866	3,661
	FRANCE	7,384.99	133,296	6,114,287	137,724
	GERMANY	21,473.42	831,388	38,135,767	870,505
	GREECE	159.29	4,806	220,451	5,002

TABLE 8 - Continued

PSCC CODE	COMMODITY AND COUNTRY OF ORIGIN	GROSS WEIGHT (GK)	FOB VALUE		CIF DOLLARS
			DOLLARS	PESOS	
	HONG KONG, CHINA	80,411.43	131,602	6,036,584	141,137
	INDIA	73,397.13	1,313,168	60,235,016	1,354,283
	INDONESIA	132,790.91	2,184,745	100,214,254	2,256,968
	ITALY	1,018.05	22,302	1,022,993	23,755
	JAMAICA (EXCLUDES CAYMAN IS.,TURKS,CAICOS)	45.08	5,820	266,963	6,059
	JAPAN	910,778.94	4,664,660	213,967,952	4,873,399
	KENYA	187.09	2,279	104,538	2,387
	MALAYSIA	9,789.59	94,947	4,355,220	100,749
	MARSHALL ISLANDS, REP. OF	1.67	190	8,715	270
	NETHERLANDS	553.24	16,803	770,752	18,546
	NORWAY	1.64	118	5,413	140
	PAPUA NEW GUINEA	14.63	180	8,257	192
	PEOPLE'S REPUBLIC OF CHINA	904,933.38	928,365	42,584,100	982,090
	POLAND	1,147.15	38,458	1,764,068	39,563
	PORTUGAL	0.06	32	1,468	34
	REPUBLIC OF KOREA	121,608.16	321,589	14,751,288	342,594
	SINGAPORE	81,684.17	662,513	30,389,471	693,052
	SOUTH AFRICA, REP. OF	193.88	3,115	142,886	3,323
	SPAIN	13.94	5,691	261,046	6,153
	SWEDEN	338.72	34,312	1,573,892	36,637
	SWITZERLAND	3,270.98	135,940	6,235,567	139,346
	TAIWAN (REP. OF CHINA)	148,439.52	253,142	11,611,624	265,583
	THAILAND	1,290,272.39	12,548,742	575,610,797	13,020,793
	TURKEY	211.44	5,761	264,257	5,832
	UK OF GREAT BRITAIN AND N. IRELAND	7,042.09	138,646	6,359,695	152,982
	UNITED ARAB EMIRATES, N.E.S.	993.71	9,627	441,590	9,695
	UNITED STATES OF AMERICA	50,388.67	436,146	20,006,016	465,752
	VIETNAM	19,982.70	240,310	11,023,021	254,155
840999	Other parts suitable for use solely or principally with other engines, n.e.s.	4,580,488.54	33,978,078	1,558,574,434	35,827,113
	AUSTRALIA	4,287.18	67,931	3,115,994	73,359
	AUSTRIA	9.09	2,132	97,795	2,164
	BELGIUM	201.22	12,366	567,227	13,423
	BRAZIL	66.06	1,472	67,521	1,533
	CANADA	1.70	51	2,339	53
	DENMARK	11,344.58	659,373	30,245,440	695,275
	FINLAND	109.42	6,294	288,705	6,923
	FRANCE	2,698.90	347,196	15,925,880	374,825
	GERMANY	100,323.48	3,402,522	156,073,686	3,591,306
	GREECE	470.32	479	21,972	497
	GREENLAND	150.78	39,026	1,790,123	40,624
	HONG KONG, CHINA	34,438.95	314,612	14,431,253	329,451
	INDIA	76,728.66	598,104	27,435,030	621,242
	INDONESIA	117,940.29	2,040,613	93,602,918	2,143,541
	ITALY	2,066.26	60,822	2,789,904	67,612
	JAMAICA (EXCLUDES CAYMAN IS.,TURKS,CAICOS)	2,093.51	27,150	1,245,370	28,314
	JAPAN	1,542,537.05	8,077,011	370,492,491	8,469,436
	KENYA	160.94	1,973	90,502	2,066
	MALAYSIA	7,543.47	113,464	5,204,594	116,903
	NETHERLANDS	57,751.60	4,914,379	225,422,567	5,201,773
	NEW ZEALAND	89.15	7,854	360,263	8,218
	NORWAY	31.35	6,051	277,559	8,092
	PAPUA NEW GUINEA	11.13	137	6,284	146
	PEOPLE'S REPUBLIC OF CHINA	1,304,765.68	1,773,563	81,353,332	1,886,754
	POLAND	2,553.97	144,757	6,640,003	153,905
	REPUBLIC OF KOREA	118,019.17	951,272	43,634,847	1,006,421
	SINGAPORE	318,227.81	6,386,942	292,969,031	6,708,926
	SLOVENIA	2.09	223	10,229	230
	SOUTH AFRICA, REP. OF	486.21	3,136	143,849	3,255
	SPAIN	3,895.64	203,193	9,320,464	216,778
	SWEDEN	1,924.80	68,707	3,151,591	75,089
	SWITZERLAND	4,760.12	197,727	9,069,738	203,149
	TAIWAN (REP. OF CHINA)	440,613.58	684,566	31,401,041	738,920
	THAILAND	296,659.43	773,446	35,477,967	811,363
	TURKEY	2,179.77	17,840	818,321	18,361
	UK OF GREAT BRITAIN AND N. IRELAND	40,477.73	842,851	38,661,574	926,746
	UNITED ARAB EMIRATES, N.E.S.	1,613.27	37,689	1,728,794	38,356
	UNITED STATES OF AMERICA	80,004.63	1,188,753	54,528,101	1,239,499
	VIETNAM	3,249.55	2,401	110,135	2,585
8410	Hydraulic turbines, water wheels, and regulators therefor.	340,490.44	4,483,173	205,643,143	4,624,309

TABLE 8 - Continued

PSCC CODE	COMMODITY AND COUNTRY OF ORIGIN	GROSS WEIGHT (GK)	FOB VALUE		CIF
			DOLLARS	PESOS	DOLLARS
841011	Hydraulic turbines and water wheels, of a power not exceeding 1,000 kW	29,131.27	487,739	22,372,587	507,845
	GERMANY	29,083.45	480,758	22,052,369	500,446
	REPUBLIC OF KOREA	0.87	2,628	120,546	2,990
	SINGAPORE	6.65	324	14,862	367
	SPAIN	40.30	4,029	184,810	4,042
841012	Hydraulic turbines and water wheels, of a power exceeding 1,000 kW but not exceeding 10,000 kW	59,100.47	428,280	19,645,204	458,026
	PEOPLE'S REPUBLIC OF CHINA	58,800.11	424,760	19,483,741	453,822
	TAIWAN (REP. OF CHINA)	72.91	171	7,844	199
	UNITED STATES OF AMERICA	227.45	3,349	153,619	4,005
841013	Hydraulic turbines and water wheels, of a power exceeding 10,000 kW	94,407.47	1,383,438	63,458,300	1,419,465
	GERMANY	29,623.24	489,681	22,461,667	506,733
	ITALY	242.47	5,959	273,339	5,975
	PEOPLE'S REPUBLIC OF CHINA	64,541.76	887,798	40,723,294	906,757
841090	Parts of hydraulic turbines and water wheels including regulators	157,851.23	2,183,716	100,167,052	2,238,973
	AUSTRALIA	78.88	16,747	768,185	16,847
	BELGIUM	1.40	1,209	55,457	1,258
	GERMANY	13,890.13	535,802	24,577,238	565,980
	HONG KONG, CHINA	42.56	2,630	120,638	2,989
	INDIA	87,032.64	973,134	44,637,657	978,320
	INDONESIA	2,202.01	49,525	2,271,712	54,909
	ITALY	297.81	7,957	364,988	8,741
	JAPAN	1,276.74	53,035	2,432,715	54,989
	MALAYSIA	27.37	3,489	160,040	3,589
	NORWAY	395.68	9,556	438,334	9,819
	PEOPLE'S REPUBLIC OF CHINA	44,992.68	208,066	9,543,987	208,809
	SINGAPORE	1,069.07	193,775	8,888,459	199,953
	SWITZERLAND	450.40	68,308	3,133,288	70,577
	TAIWAN (REP. OF CHINA)	38.29	543	24,907	709
	THAILAND	6,007.38	52,231	2,395,836	53,437
	UK OF GREAT BRITAIN AND N. IRELAND	7.43	2,684	123,115	2,760
	UNITED ARAB EMIRATES, N.E.S.	34.01	221	10,137	230
	UNITED STATES OF AMERICA	6.75	4,804	220,359	5,057
8411	Turbo-jets, turbo-propellers and other gas turbines.	1,192,198.81	67,492,689	3,095,889,645	69,320,823
841111	Turbo-jets, of a thrust not exceeding 25 kN	24,691.98	105,222	4,826,533	112,531
	JAPAN	0.01	412	18,898	424
	MALAYSIA	24,115.94	20,496	940,152	21,963
	SINGAPORE	112.51	2,485	113,987	2,705
	UNITED STATES OF AMERICA	463.52	81,829	3,753,496	87,439
841112	Turbo-jets, of a thrust exceeding 25 kN	547.80	27,600	1,266,012	28,400
	ISRAEL	22.63	25,489	1,169,180	26,213
	PEOPLE'S REPUBLIC OF CHINA	525.17	2,111	96,832	2,187
841121	Turbo-propellers, of a power not exceeding 1,100 kW	9.14	59	2,706	63
	SINGAPORE	9.14	59	2,706	63
841122	Turbo-propellers, of a power exceeding 1,100 kW	1,220.73	1,927,992	88,436,993	2,051,858
	SINGAPORE	227.98	630	28,898	702
	SPAIN	728.75	1,615,753	74,114,590	1,726,300
	UNITED STATES OF AMERICA	264.00	311,609	14,293,505	324,856
841181	Other gas turbines, of a power not exceeding 5,000 kW	8,643.75	1,517,313	69,599,146	1,664,184
	AUSTRALIA	46.79	2,872	131,739	3,073
	ITALY	2.70	128	5,871	133
	PEOPLE'S REPUBLIC OF CHINA	3,781.53	17,407	798,459	18,135
	REPUBLIC OF KOREA	1,198.94	40,828	1,872,780	42,278

TABLE 8 - Continued

PSCC CODE	COMMODITY AND COUNTRY OF ORIGIN	GROSS WEIGHT (GK)	FOB VALUE		CIF
			DOLLARS	PESOS	DOLLARS
	SINGAPORE	2,497.63	802,289	36,800,996	857,276
	UK OF GREAT BRITAIN AND N. IRELAND	8.67	512	23,485	597
	UNITED STATES OF AMERICA	1,107.49	653,277	29,965,816	742,692
841182	Other gas turbines, of a power exceeding 5,000 kW	128,021.52	1,729,745	79,343,403	1,940,104
	GERMANY	128,021.15	1,728,722	79,296,478	1,938,996
	UNITED STATES OF AMERICA	0.37	1,023	46,925	1,108
841191	Parts of turbo-jets or turbo-propellers	7,211.40	1,539,121	70,599,482	1,587,865
	AUSTRALIA	20.51	1,229	56,374	1,356
	FRANCE	0.89	37,565	1,723,107	38,625
	HUNGARY	5.08	2,201	100,960	2,217
	IRELAND	380.83	87,064	3,993,626	92,393
	JAPAN	20.89	1,093	50,136	1,124
	MALTA	28.49	73,603	3,376,170	73,657
	PEOPLE'S REPUBLIC OF CHINA	364.06	13,296	609,888	15,731
	REPUBLIC OF KOREA	81.26	1,617	74,172	1,731
	SINGAPORE	815.60	101,122	4,638,466	107,494
	SPAIN	3.39	10,893	499,662	11,365
	UK OF GREAT BRITAIN AND N. IRELAND	116.28	224,572	10,301,118	231,844
	UNITED ARAB EMIRATES, N.E.S.	2,619.23	26,521	1,216,518	27,112
	UNITED STATES OF AMERICA	2,754.89	958,345	43,959,285	983,216
841199	Parts of other gas turbines	1,021,852.49	60,645,637	2,781,815,370	61,935,818
	AUSTRALIA	781.14	45,459	2,085,204	46,713
	BELGIUM	419.15	24,015	1,101,568	27,147
	CANADA	1,482.38	834,920	38,297,780	867,379
	CYPRUS	0.11	48	2,202	52
	DENMARK	1,057.28	35,133	1,611,551	41,981
	ESTONIA	67.15	2,730	125,225	3,979
	FINLAND	4.57	584	26,788	611
	FRANCE	59.53	9,296	426,408	9,780
	GERMANY	852,482.43	39,475,349	1,810,734,259	40,000,527
	HONG KONG, CHINA	307.02	6,842	313,843	7,289
	INDIA	124.16	13,454	617,135	14,018
	INDONESIA	19.44	224	10,275	237
	ISRAEL	22.40	181	8,302	215
	ITALY	541.20	83,499	3,830,099	90,876
	JAPAN	41,096.53	17,225,325	790,125,658	17,691,317
	MALAYSIA	37,606.74	82,692	3,793,082	85,264
	NETHERLANDS	13,764.82	256,308	11,756,848	263,975
	PEOPLE'S REPUBLIC OF CHINA	19,948.34	113,067	5,186,383	119,176
	POLAND	9.51	447	20,504	582
	REPUBLIC OF KOREA	11,397.37	195,901	8,985,979	243,407
	SINGAPORE	16,967.33	481,380	22,080,901	500,067
	SPAIN	104.34	3,700	169,719	4,505
	SWEDEN	110.21	5,095	233,708	5,299
	SWITZERLAND	9,636.57	716,121	32,848,470	849,582
	TAIWAN (REP. OF CHINA)	4,905.93	12,307	564,522	12,833
	THAILAND	1,565.67	12,051	552,779	12,777
	TURKEY	7.56	43	1,972	45
	UK OF GREAT BRITAIN AND N. IRELAND	90.95	6,903	316,641	7,223
	UNITED STATES OF AMERICA	7,272.66	1,002,563	45,987,565	1,028,962
8412	Other engines and motors.	1,158,807.06	20,523,951	941,433,636	21,686,703
841210	Reaction engines other than turbo-jets	434.54	16,639	763,231	18,609
	AUSTRALIA	235.80	10,384	476,314	11,816
	GERMANY	5.14	349	16,009	452
	JAPAN	80.93	1,669	76,557	1,899
	TAIWAN (REP. OF CHINA)	91.85	3,246	148,894	3,384
	UNITED STATES OF AMERICA	20.82	991	45,457	1,058
841221	Linear acting hydraulic power engines and motors (cylinders)	109,735.42	2,314,871	106,183,132	2,466,462
	AUSTRALIA	5.84	116	5,321	124
	BELGIUM	637.36	12,456	571,357	13,012
	CANADA	18,583.21	9,300	426,591	9,579
	DENMARK	257.07	3,140	144,032	4,538
	FRANCE	159.32	6,927	317,741	7,541

TABLE 8 - *Continued*

PSCC CODE	COMMODITY AND COUNTRY OF ORIGIN	GROSS WEIGHT (GK)	FOB VALUE		CIF DOLLARS
			DOLLARS	PESOS	
	GERMANY	26,899.90	789,033	36,192,944	831,052
	HONG KONG, CHINA	160.69	38,498	1,765,903	39,565
	INDONESIA	16,034.67	141,776	6,503,265	143,011
	ITALY	341.01	35,992	1,650,953	37,262
	JAPAN	4,976.58	98,568	4,521,314	132,934
	MALAYSIA	2.42	2,441	111,969	2,617
	PEOPLE'S REPUBLIC OF CHINA	19,141.54	154,767	7,099,162	166,829
	REPUBLIC OF KOREA	244.12	55,999	2,568,674	58,919
	SINGAPORE	16,687.78	386,781	17,741,644	402,511
	SPAIN	53.52	1,200	55,044	1,264
	SWEDEN	347.03	9,228	423,288	11,100
	SWITZERLAND	85.09	18,599	853,136	19,232
	TAIWAN (REP. OF CHINA)	2,188.23	30,823	1,413,851	37,390
	THAILAND	195.53	27,000	1,238,490	28,735
	UK OF GREAT BRITAIN AND N. IRELAND	44.45	105,670	4,847,083	111,556
	UNITED STATES OF AMERICA	2,690.06	386,557	17,731,370	407,691
841229	Other hydraulic power engines and motors (cylinders)	285,200.86	5,879,555	269,695,186	6,155,724
	AUSTRALIA	265.96	70,229	3,221,404	72,734
	AUSTRIA	788.12	39,522	1,812,874	40,012
	BANGLADESH	1,335.12	9,812	450,076	9,823
	BELGIUM	167.23	8,174	374,941	8,467
	CANADA	5,948.22	75,129	3,446,167	75,959
	DENMARK	465.21	12,982	595,484	13,716
	FINLAND	147.63	11,355	520,854	11,820
	FRANCE	179.32	57,873	2,654,635	60,193
	GERMANY	26,351.10	1,078,846	49,486,666	1,117,963
	HONG KONG, CHINA	602.45	79,725	3,656,986	83,500
	INDIA	8,750.81	75,304	3,454,194	75,830
	INDONESIA	4,224.09	77,075	3,535,430	79,528
	IRELAND	33.97	7,381	338,566	7,504
	ITALY	6,260.76	80,572	3,695,838	84,657
	JAPAN	21,197.86	384,458	17,635,088	409,228
	MALAYSIA	119.73	81,687	3,746,983	84,107
	MEXICO	28.65	3,713	170,315	3,721
	NETHERLANDS	1,307.42	23,232	1,065,652	23,928
	NORWAY	29.67	17,681	811,027	18,405
	PAPUA NEW GUINEA	763.39	9,397	431,040	9,664
	PEOPLE'S REPUBLIC OF CHINA	106,136.28	670,518	30,756,661	705,935
	REPUBLIC OF KOREA	30,908.55	181,788	8,338,616	194,870
	SINGAPORE	20,916.25	733,213	33,632,480	770,314
	SPAIN	593.50	15,985	733,232	17,029
	SWEDEN	12,416.64	429,808	19,715,293	455,130
	SWITZERLAND	0.90	710	32,568	737
	TAIWAN (REP. OF CHINA)	18,307.94	386,332	17,721,049	415,774
	THAILAND	497.06	22,506	1,032,350	23,411
	TURKEY	49.97	177	8,119	192
	UK OF GREAT BRITAIN AND N. IRELAND	469.60	17,509	803,138	20,213
	UNITED ARAB EMIRATES, N.E.S.	2,608.88	20,664	947,858	20,688
	UNITED STATES OF AMERICA	11,210.52	1,190,020	54,586,217	1,233,798
	VIETNAM	2,118.06	6,178	283,385	6,874
841231	Linear acting pneumatic power engines and motors (cylinders)	45,841.56	1,954,164	89,637,503	2,059,870
	AUSTRALIA	0.68	455	20,871	473
	AUSTRIA	25.91	752	34,494	901
	BELGIUM	491.48	13,797	632,868	13,876
	FRANCE	42.75	9,142	419,344	9,801
	GERMANY	1,259.01	106,366	4,879,008	112,237
	HONG KONG, CHINA	77.70	7,730	354,575	7,977
	HUNGARY	0.84	134	6,147	142
	INDIA	68.42	940	43,118	1,087
	ITALY	356.94	28,246	1,295,644	29,767
	JAPAN	16,189.23	258,011	11,834,965	269,016
	MALAYSIA	15.80	3,986	182,838	4,337
	MEXICO	1.67	756	34,678	854
	NETHERLANDS	203.86	6,315	289,669	7,635
	PEOPLE'S REPUBLIC OF CHINA	781.90	37,579	1,723,749	38,837
	REPUBLIC OF KOREA	5,751.26	37,914	1,739,115	41,274
	SINGAPORE	16,875.58	1,291,933	59,260,967	1,359,066
	SWEDEN	54.07	9,071	416,087	9,879
	SWITZERLAND	146.04	26,151	1,199,546	26,960
	TAIWAN (REP. OF CHINA)	2,843.02	60,027	2,753,438	63,538

TABLE 8 - *Continued*

PSCC CODE	COMMODITY AND COUNTRY OF ORIGIN	GROSS WEIGHT (GK)	FOB VALUE		CIF DOLLARS
			DOLLARS	PESOS	
	THAILAND	16.26	3,117	142,977	3,298
	UK OF GREAT BRITAIN AND N. IRELAND	99.28	3,466	158,985	3,680
	UNITED STATES OF AMERICA	539.86	48,276	2,214,420	55,235
841239	Other pneumatic power engines and motors (cylinders)	331,041.63	2,049,381	94,005,108	2,147,644
	AUSTRALIA	1,251.21	13,183	604,704	13,713
	BELGIUM	526.52	15,789	724,241	16,336
	CZECH REPUBLIC (CZECHOSLOVAKIA)	0.98	87	3,991	97
	DENMARK	142.45	17,326	794,744	17,418
	FINLAND	0.84	193	8,853	218
	FRANCE	115.32	18,122	831,256	19,312
	GERMANY	2,600.09	122,255	5,607,837	126,013
	HONG KONG, CHINA	3,622.47	92,109	4,225,040	96,190
	INDIA	1,769.01	16,333	749,195	16,658
	ISRAEL	207.94	5,236	240,175	6,880
	ITALY	1,495.95	59,048	2,708,532	63,895
	JAPAN	93,194.73	481,322	22,078,240	511,353
	LUXEMBOURG	6.61	2,108	96,694	2,194
	MALAYSIA	27.79	6,075	278,660	6,345
	NETHERLANDS	2,957.31	100,722	4,620,118	105,946
	NEW ZEALAND	0.03	38	1,743	40
	PEOPLE'S REPUBLIC OF CHINA	194,240.77	302,886	13,893,381	316,610
	REPUBLIC OF KOREA	746.74	11,592	531,725	12,177
	SAUDI ARABIA	26.13	874	40,090	904
	SINGAPORE	18,082.52	386,396	17,723,985	400,241
	SOUTH AFRICA, REP. OF	540.44	21,503	986,343	21,946
	SPAIN	229.51	8,155	374,070	8,235
	SWEDEN	28.16	2,172	99,630	2,273
	SWITZERLAND	21.28	4,879	223,800	5,047
	TAIWAN (REP. OF CHINA)	3,905.81	7,357	337,466	7,915
	THAILAND	669.61	42,268	1,938,833	43,683
	TURKEY	84.48	2,062	94,584	2,146
	UK OF GREAT BRITAIN AND N. IRELAND	172.03	162,397	7,449,150	167,477
	UNITED STATES OF AMERICA	4,374.90	146,894	6,738,028	156,382
841280	Other engines and motors, n.e.s.	35,940.23	490,570	22,502,447	539,059
	AUSTRIA	23.23	4,278	196,232	4,425
	CZECH REPUBLIC (CZECHOSLOVAKIA)	29.55	472	21,651	802
	DEMOCRATIC PEOPLE'S REP. OF KOREA	142.72	1,885	86,465	2,502
	FRANCE	149.73	4,155	190,590	5,617
	GERMANY	114.38	10,086	462,645	11,160
	HONG KONG, CHINA	474.51	48,129	2,207,677	50,871
	INDIA	73.98	6,951	318,843	7,424
	INDONESIA	0.01	2,038	93,483	2,118
	ITALY	63.22	8,279	379,758	9,057
	JAPAN	28,555.39	150,287	6,893,664	166,524
	MALAYSIA	1.92	827	37,934	888
	NETHERLANDS	2.09	499	22,889	566
	PEOPLE'S REPUBLIC OF CHINA	1,315.20	5,828	267,330	6,514
	REPUBLIC OF KOREA	2,094.53	92,593	4,247,241	97,083
	SINGAPORE	1,170.28	25,163	1,154,227	26,832
	SWEDEN	1,663.09	59,881	2,746,742	71,331
	TAIWAN (REP. OF CHINA)	16.93	888	40,733	920
	THAILAND	8.76	1,889	86,648	1,940
	UK OF GREAT BRITAIN AND N. IRELAND	4.99	57,726	2,647,892	62,618
	UNITED STATES OF AMERICA	35.72	8,716	399,803	9,867
841290	Parts of other engines and motors	350,612.82	7,818,771	358,647,029	8,299,335
	AUSTRALIA	3,821.14	62,533	2,868,389	66,404
	AUSTRIA	43.21	10,564	484,571	11,382
	BELGIUM	343.09	18,354	841,898	19,178
	CANADA	3,568.26	86,150	3,951,701	91,312
	COSTA RICA	223.99	45,784	2,100,112	51,519
	DENMARK	4,991.62	46,784	2,145,982	53,405
	FRANCE	2,034.83	220,521	10,115,299	233,460
	GERMANY	5,051.00	213,565	9,796,227	225,707
	HONG KONG, CHINA	4,897.44	48,724	2,234,970	51,137
	INDIA	4,559.05	165,931	7,611,255	174,773
	INDONESIA	16,296.90	602,079	27,617,364	627,912
	ISRAEL	119.27	19,874	911,620	21,095
	ITALY	708.08	48,363	2,218,411	52,517

TABLE 8 - Continued

PSCC CODE	COMMODITY AND COUNTRY OF ORIGIN	GROSS WEIGHT (GK)	FOB VALUE		CIF
			DOLLARS	PESOS	DOLLARS
	JAPAN	23,093.06	608,989	27,934,326	642,799
	MALAYSIA	12,002.70	191,216	8,771,077	205,911
	MEXICO	404.04	11,413	523,514	11,739
	NETHERLANDS	1,815.81	66,225	3,037,741	70,530
	NEW ZEALAND	1.06	383	17,568	407
	PEOPLE'S REPUBLIC OF CHINA	189,675.09	408,262	18,726,978	431,833
	POLAND	535.79	44,711	2,050,894	46,292
	REPUBLIC OF KOREA	4,480.34	66,424	3,046,869	69,721
	SINGAPORE	45,177.49	1,755,874	80,541,940	1,894,087
	SOUTH AFRICA, REP. OF	316.73	4,841	222,057	5,155
	SPAIN	94.06	3,385	155,270	4,043
	SWEDEN	1,316.17	75,282	3,453,186	87,363
	SWITZERLAND	197.55	27,889	1,279,268	29,369
	TAIWAN (REP. OF CHINA)	5,865.95	41,871	1,920,623	45,636
	THAILAND	540.16	10,051	461,039	10,745
	UK OF GREAT BRITAIN AND N. IRELAND	3,160.35	113,614	5,211,475	128,157
	UNITED STATES OF AMERICA	15,187.78	2,797,463	128,319,628	2,933,982
	VIETNAM	90.81	1,652	75,777	1,765
8413	Pumps for liquids, whether or not fitted with a measuring device; liquid elevators.	23,399,148.05	142,784,571	6,549,528,282	151,110,372
841311	Pumps for dispensing fuel or lubricants, of the type used in filling- stations or in garages	254,932.44	3,441,415	157,857,707	3,597,164
	AUSTRALIA	1,007.42	59,864	2,745,962	65,319
	GERMANY	28.03	4,471	205,085	4,781
	HONG KONG, CHINA	1,754.62	28,575	1,310,735	29,458
	INDONESIA	7.31	1,710	78,438	1,780
	ITALY	265.85	3,554	163,022	3,876
	JAPAN	138,114.57	2,327,216	106,749,398	2,403,156
	MALAYSIA	18,805.02	8,508	390,262	9,751
	NETHERLANDS	4,822.20	301,071	13,810,127	324,420
	PEOPLE'S REPUBLIC OF CHINA	59,223.41	204,800	9,394,176	217,221
	REPUBLIC OF KOREA	21,686.54	314,523	14,427,170	340,254
	SINGAPORE	619.08	12,484	572,641	12,869
	SPAIN	51.23	562	25,779	585
	TAIWAN (REP. OF CHINA)	1,907.95	15,433	707,912	16,320
	THAILAND	200.35	4,174	191,461	4,420
	UK OF GREAT BRITAIN AND N. IRELAND	2.41	154	7,064	158
	UNITED STATES OF AMERICA	6,436.45	154,316	7,078,475	162,796
841319	Other pumps fitted or designed to be fitted with a measuring device	254,736.57	2,488,951	114,168,182	2,665,794
	AUSTRALIA	21.68	2,901	133,069	3,183
	AUSTRIA	6,837.34	19,988	916,850	20,559
	BELGIUM	36.75	6,523	299,210	6,574
	CANADA	21,823.25	318,498	14,609,503	335,613
	DEMOCRATIC PEOPLE'S REP. OF KOREA	208.70	12,174	558,421	12,178
	EGYPT ARAB REPUBLIC	52.17	833	38,210	965
	FINLAND	107.62	5,082	233,111	5,290
	FRANCE	28.63	4,159	190,773	5,190
	GERMANY	1,778.19	68,471	3,140,765	76,200
	HONG KONG, CHINA	694.88	4,116	188,801	4,341
	INDIA	722.42	11,287	517,735	12,423
	ITALY	1,422.26	109,494	5,022,489	153,137
	JAPAN	32,599.38	533,822	24,486,415	556,740
	MALAYSIA	17,221.73	351,026	16,101,563	367,119
	NETHERLANDS	39.63	3,788	173,756	3,943
	NORWAY	105.18	1,915	87,841	1,985
	PEOPLE'S REPUBLIC OF CHINA	113,836.94	390,034	17,890,859	415,280
	REPUBLIC OF KOREA	11,050.91	72,704	3,334,932	74,818
	SINGAPORE	3,478.36	96,128	4,409,391	101,709
	SPAIN	68.33	601	27,568	634
	SWEDEN	6.43	739	33,898	769
	SWITZERLAND	400.43	26,896	1,233,720	28,575
	TAIWAN (REP. OF CHINA)	14,516.06	83,465	3,828,540	87,894
	THAILAND	259.88	2,514	115,317	2,632
	UK OF GREAT BRITAIN AND N. IRELAND	237.53	10,296	472,278	11,146
	UNITED STATES OF AMERICA	27,181.89	351,497	16,123,167	376,897
841320	Hand pumps, other than those of subheading No. 8413.11 or 8413.19	5,232,035.60	14,033,704	643,726,006	15,006,051

TABLE 8 - Continued

PSCC CODE	COMMODITY AND COUNTRY OF ORIGIN	GROSS WEIGHT (GK)	FOB VALUE		CIF
			DOLLARS	PESOS	DOLLARS
	AUSTRALIA	11,580.27	44,143	2,024,840	46,983
	BELGIUM	16.15	951	43,622	1,110
	CANADA	61.77	2,688	123,299	3,278
	DENMARK	71.61	4,217	193,434	4,767
	FINLAND	51.34	2,964	135,959	3,267
	FRANCE	83.16	3,092	141,830	4,175
	GERMANY	19,068.98	94,343	4,327,514	100,569
	HONG KONG, CHINA	84,803.78	66,513	3,050,952	70,502
	INDIA	12,562.83	217,381	9,971,266	218,797
	INDONESIA	419.83	5,846	268,156	7,176
	ITALY	76,999.75	108,079	4,957,584	118,410
	JAPAN	164,419.80	308,680	14,159,151	326,466
	MALAYSIA	2,385.58	1,129	51,787	1,185
	MEXICO	22.63	2,870	131,647	3,116
	NETHERLANDS	137.20	4,911	225,268	5,094
	NORWAY	21.75	4,028	184,764	4,187
	PEOPLE'S REPUBLIC OF CHINA	4,139,146.90	7,094,421	325,421,092	7,625,890
	POLAND	145.25	6,809	312,329	8,192
	REPUBLIC OF KOREA	249,408.35	987,835	45,311,992	1,011,387
	SINGAPORE	24,379.45	297,818	13,660,912	322,949
	SLOVENIA	2.05	162	7,431	173
	SPAIN	16.77	174	7,982	221
	SWEDEN	192.55	8,369	383,886	8,866
	TAIWAN (REP. OF CHINA)	401,506.52	4,540,661	208,280,120	4,855,357
	THAILAND	9,648.83	30,108	1,381,054	31,667
	TURKEY	4.35	481	22,063	526
	UK OF GREAT BRITAIN AND N. IRELAND	169.13	6,620	303,659	7,061
	UNITED STATES OF AMERICA	34,709.02	188,411	8,642,413	214,680
841330	Fuel, lubricating or cooling medium pumps for internal combustion piston engines	3,005,245.99	7,893,010	362,052,372	8,324,093
	AUSTRALIA	2,174.76	59,072	2,709,633	61,816
	AUSTRIA	197.37	5,695	261,230	5,929
	BELGIUM	19.68	1,435	65,824	1,562
	CANADA	448.50	6,383	292,788	6,672
	CZECH REPUBLIC (CZECHOSLOVAKIA)	7.04	516	23,669	586
	DENMARK	773.58	39,441	1,809,159	43,974
	FRANCE	7,917.27	156,675	7,186,682	164,128
	GERMANY	11,754.73	390,599	17,916,776	424,655
	HONG KONG, CHINA	58,418.23	106,089	4,866,303	122,452
	INDIA	3,137.19	24,137	1,107,164	25,246
	INDONESIA	12,036.49	9,077	416,362	10,274
	IRELAND	1,375.90	13,819	633,878	14,764
	ITALY	20,281.28	206,153	9,456,239	217,375
	JAMAICA (EXCLUDES CAYMAN IS., TURKS, CAICOS)	4.75	1,125	51,604	1,127
	JAPAN	754,539.43	2,020,873	92,697,444	2,113,788
	MALAYSIA	23,123.42	276,355	12,676,404	289,724
	MEXICO	89.54	26,758	1,227,389	27,566
	NETHERLANDS	87.34	5,354	245,588	6,799
	NORWAY	12.53	213	9,770	231
	PEOPLE'S REPUBLIC OF CHINA	1,412,672.94	1,572,440	72,127,823	1,651,321
	POLAND	989.68	40,026	1,835,993	44,867
	REPUBLIC OF KOREA	327,165.57	209,065	9,589,812	224,616
	SINGAPORE	132,269.17	1,305,045	59,862,414	1,360,723
	SPAIN	158.36	15,557	713,600	16,110
	SWEDEN	404.17	10,802	495,489	11,758
	SWITZERLAND	281.50	19,296	885,107	21,016
	TAIWAN (REP. OF CHINA)	138,167.45	265,235	12,166,330	279,467
	THAILAND	63,692.35	217,083	9,957,597	233,169
	TURKEY	1,075.89	15,171	695,894	15,828
	UK OF GREAT BRITAIN AND N. IRELAND	3,179.29	73,744	3,382,638	87,087
	UNITED ARAB EMIRATES, N.E.S.	196.41	14,485	664,427	14,519
	UNITED STATES OF AMERICA	24,575.59	782,512	35,893,824	821,834
	VIETNAM	4,018.59	2,780	127,518	3,110
841340	Concrete pumps	588,618.43	4,802,521	220,291,636	5,027,783
	AUSTRALIA	1,166.44	8,536	391,546	8,760
	GERMANY	25,338.58	385,484	17,682,151	394,397
	HONG KONG, CHINA	9,458.72	16,166	741,534	17,768
	INDIA	74,732.92	885,599	40,622,426	925,901
	ITALY	3,672.46	10,627	487,460	10,920

TABLE 8 - Continued

PSCC CODE	COMMODITY AND COUNTRY OF ORIGIN	GROSS WEIGHT (GK)	FOB VALUE		CIF DOLLARS
			DOLLARS	PESOS	
	JAPAN	4,180.79	51,707	2,371,800	54,120
	PEOPLE'S REPUBLIC OF CHINA	304,403.61	1,748,972	80,225,346	1,846,847
	REPUBLIC OF KOREA	61,711.79	133,099	6,105,251	139,217
	SINGAPORE	31,848.82	452,954	20,777,000	466,370
	TAIWAN (REP. OF CHINA)	604.82	8,145	373,611	9,201
	THAILAND	25,200.33	396,552	18,189,840	402,769
	TURKEY	29,678.50	466,520	21,399,272	492,043
	UNITED ARAB EMIRATES, N.E.S.	7,770.00	6,216	285,128	6,470
	UNITED STATES OF AMERICA	8,850.65	231,944	10,639,271	253,000
841350	Other reciprocating positive displacement pumps	162,654.76	1,480,848	67,926,498	1,609,056
	AUSTRALIA	42.48	2,185	100,226	2,334
	AUSTRIA	242.10	14,760	677,042	16,347
	BRUNEI DARUSSALAM	11,196.46	36,040	1,653,155	37,516
	DENMARK	63.38	2,605	119,491	3,031
	FRANCE	146.42	7,245	332,328	8,066
	GERMANY	3,003.16	236,420	10,844,585	247,881
	HONG KONG, CHINA	11,787.24	7,880	361,455	7,972
	INDIA	6,071.29	20,628	946,206	21,638
	IRELAND	116.41	6,586	302,100	6,979
	ITALY	45.13	2,040	93,575	2,214
	JAPAN	37,992.75	62,210	2,853,573	65,333
	MALAYSIA	5.82	198	9,082	212
	NETHERLANDS	436.61	37,331	1,712,373	38,579
	NORWAY	8.70	578	26,513	773
	PEOPLE'S REPUBLIC OF CHINA	77,205.54	214,588	9,843,151	227,631
	REPUBLIC OF KOREA	213.55	9,079	416,454	9,999
	SINGAPORE	4,509.62	199,444	9,148,496	222,982
	SLOVAK REPUBLIC (SLOVAKIA)	1,004.88	16,148	740,709	34,855
	SPAIN	174.66	4,918	225,589	6,472
	SWEDEN	378.48	18,870	865,567	20,344
	SWITZERLAND	42.36	5,918	271,459	6,190
	TAIWAN (REP. OF CHINA)	502.36	10,366	475,488	11,046
	THAILAND	14.30	116	5,321	126
	UK OF GREAT BRITAIN AND N. IRELAND	51.67	1,189	54,539	1,223
	UNITED STATES OF AMERICA	7,399.39	563,506	25,848,021	609,313
841360	Other rotary positive displacement pumps	763,921.55	3,746,077	171,832,553	3,991,882
	AUSTRALIA	24,723.38	65,437	3,001,595	70,085
	AUSTRIA	362.73	13,984	641,446	21,199
	CANADA	295.80	5,140	235,772	5,999
	DEMOCRATIC PEOPLE'S REP. OF KOREA	58.54	3,823	175,361	3,930
	DENMARK	337.45	12,714	583,191	14,010
	FRANCE	245.66	3,244	148,802	3,858
	GERMANY	5,709.93	327,446	15,019,948	339,631
	HONG KONG, CHINA	323.40	28,918	1,326,468	30,992
	INDIA	1,543.28	18,313	840,017	19,490
	INDONESIA	4,444.93	19,139	877,906	20,187
	ITALY	40,438.62	61,590	2,825,134	67,129
	JAPAN	57,414.88	652,942	29,950,450	675,155
	MALAYSIA	108.95	3,831	175,728	5,135
	MEXICO	7.83	1,533	70,319	1,623
	NETHERLANDS	3,945.88	139,311	6,390,196	143,819
	PEOPLE'S REPUBLIC OF CHINA	552,958.82	710,117	32,573,067	744,222
	REPUBLIC OF KOREA	2,822.01	46,401	2,128,414	49,016
	SINGAPORE	6,241.61	112,257	5,149,228	123,355
	SPAIN	191.47	6,033	276,734	6,664
	SWEDEN	100.38	5,953	273,064	6,165
	SWITZERLAND	509.27	18,429	845,338	20,565
	TAIWAN (REP. OF CHINA)	37,574.72	59,887	2,747,017	65,223
	THAILAND	6,724.12	91,716	4,207,013	96,246
	UK OF GREAT BRITAIN AND N. IRELAND	775.64	33,877	1,553,938	43,420
	UNITED STATES OF AMERICA	16,062.25	1,304,042	59,816,407	1,414,764
841370	Other centrifugal pumps	3,597,241.90	25,879,698	1,187,101,749	27,099,319
	AUSTRALIA	12,253.57	246,359	11,300,486	260,940
	AUSTRIA	0.87	224	10,275	230
	BRAZIL	1,124.38	13,276	608,970	14,185
	CANADA	434.58	8,409	385,721	8,727
	DEMOCRATIC PEOPLE'S REP. OF KOREA	3,262.90	6,069	278,385	6,309
	DENMARK	3,197.34	113,155	5,190,420	126,347

TABLE 8 - Continued

PSCC CODE	COMMODITY AND COUNTRY OF ORIGIN	GROSS WEIGHT (GK)	FOB VALUE		CIF DOLLARS
			DOLLARS	PESOS	
	FRANCE	6,462.83	96,074	4,406,914	103,946
	GERMANY	62,417.87	1,597,186	73,262,921	1,673,253
	GREECE	1,248.11	11,191	513,331	12,477
	HONG KONG, CHINA	22,698.28	146,771	6,732,386	162,272
	INDIA	39,795.68	279,315	12,812,179	291,747
	INDONESIA	17,356.64	188,653	8,653,513	213,485
	ISRAEL	112.62	2,583	118,482	2,654
	ITALY	234,187.74	317,016	14,541,524	349,001
	JAPAN	185,050.75	2,153,208	98,767,651	2,219,771
	MALAYSIA	6,168.01	58,407	2,679,129	64,498
	MEXICO	1,390.23	14,598	669,610	18,512
	MYANMAR, UNION OF (BURMA)	45.09	1,665	76,374	1,968
	NETHERLANDS	6,736.34	122,066	5,599,168	133,226
	PEOPLE'S REPUBLIC OF CHINA	1,967,479.88	8,552,080	392,283,910	8,835,670
	POLAND	408.93	9,162	420,261	10,129
	REPUBLIC OF KOREA	57,249.11	480,663	22,048,013	509,879
	SINGAPORE	60,650.33	1,021,316	46,847,764	1,066,224
	SOUTH AFRICA, REP. OF	112,696.79	719,547	33,005,621	770,304
	SPAIN	4,236.19	184,275	8,452,695	194,703
	SWEDEN	34,904.25	223,003	10,229,148	243,761
	SWITZERLAND	573.96	83,548	3,832,347	86,984
	TAIWAN (REP. OF CHINA)	459,224.55	4,024,867	184,620,650	4,299,163
	THAILAND	56,920.78	1,032,918	47,379,949	1,070,926
	TURKEY	8,853.03	4,976	228,249	5,117
	UK OF GREAT BRITAIN AND N. IRELAND	16,492.28	290,361	13,318,859	298,717
	UNITED STATES OF AMERICA	213,607.99	3,876,757	177,826,844	4,044,194
841381	Other pumps for liquids, n.e.s.	4,245,050.85	24,906,719	1,142,471,202	26,062,457
	AUSTRALIA	52,611.07	504,250	23,129,948	525,782
	AUSTRIA	238.10	11,186	513,102	11,498
	BELGIUM	173.01	11,719	537,551	12,951
	BRAZIL	4,965.67	109,638	5,029,095	113,132
	CANADA	2,682.65	73,988	3,393,830	77,245
	DEMOCRATIC PEOPLE'S REP. OF KOREA	1,703.23	3,300	151,371	3,393
	DENMARK	618.47	22,021	1,010,103	23,075
	EGYPT ARAB REPUBLIC	37.58	927	42,521	1,064
	FINLAND	6.59	528	24,219	563
	FRANCE	4,394.88	102,854	4,717,913	105,126
	GERMANY	31,085.09	1,119,221	51,338,667	1,188,260
	GREECE	2,605.67	38,881	1,783,471	39,977
	GUAM	1,936.98	3,968	182,012	3,986
	HONG KONG, CHINA	136,106.56	367,845	16,873,050	385,325
	HUNGARY	214.09	7,182	329,438	7,302
	INDIA	26,751.11	197,684	9,067,766	205,557
	INDONESIA	72,591.19	295,398	13,549,907	306,145
	IRELAND	100.51	6,356	291,550	6,365
	ITALY	209,562.77	482,773	22,144,798	511,992
	JAPAN	429,407.46	5,844,958	268,108,224	6,158,070
	MALAYSIA	29,160.52	166,989	7,659,785	180,006
	MEXICO	894.88	40,006	1,835,075	41,910
	NETHERLANDS	2,187.03	72,645	3,332,226	78,304
	NORWAY	266.74	10,503	481,773	12,226
	PEOPLE'S REPUBLIC OF CHINA	1,895,433.25	3,161,042	144,996,996	3,261,978
	REPUBLIC OF KOREA	138,768.38	1,397,710	64,112,958	1,455,281
	SINGAPORE	199,570.67	2,246,208	103,033,561	2,352,231
	SOUTH AFRICA, REP. OF	81.63	559	25,641	575
	SPAIN	1,763.79	38,191	1,751,821	40,076
	SWEDEN	4,051.26	91,270	4,186,555	92,566
	SWITZERLAND	76.94	20,741	951,389	22,229
	TAIWAN (REP. OF CHINA)	660,412.82	3,724,228	170,830,339	3,861,128
	THAILAND	18,771.64	150,310	6,894,720	153,147
	UK OF GREAT BRITAIN AND N. IRELAND	8,557.08	125,929	5,776,364	134,685
	UNITED ARAB EMIRATES, N.E.S.	15,967.97	39,871	1,828,882	42,959
	UNITED STATES OF AMERICA	291,293.57	4,415,840	202,554,581	4,646,348
841382	Liquid elevators	232,632.35	2,981,702	136,770,671	3,127,858
	GERMANY	2,885.01	33,371	1,530,728	36,214
	GREECE	2,565.06	29,398	1,348,486	32,997
	INDONESIA	0.79	131	6,009	156
	ITALY	12,420.89	80,177	3,677,719	89,816
	JAPAN	5,534.89	164,983	7,567,770	174,194
	MALAYSIA	74.83	11,852	543,651	12,559

TABLE 8 - Continued

PSCC CODE	COMMODITY AND COUNTRY OF ORIGIN	GROSS WEIGHT (GK)	FOB VALUE		CIF DOLLARS
			DOLLARS	PESOS	
	NETHERLANDS	6.66	457	20,963	488
	PEOPLE'S REPUBLIC OF CHINA	9,475.78	28,023	1,285,415	29,833
	SINGAPORE	120,648.26	1,730,839	79,393,585	1,787,664
	TAIWAN (REP. OF CHINA)	22,855.94	275,069	12,617,415	283,139
	UK OF GREAT BRITAIN AND N. IRELAND	99.57	44,453	2,039,059	46,671
	UNITED STATES OF AMERICA	56,064.67	582,949	26,739,871	634,127
841391	Parts of liquid pumps	5,007,188.39	50,223,414	2,303,748,001	53,625,169
	ARGENTINA	18.31	601	27,568	642
	AUSTRALIA	57,963.00	1,507,387	69,143,842	1,596,203
	AUSTRIA	9,909.93	1,109,060	50,872,582	1,139,622
	BELGIUM	183.68	14,477	664,060	15,974
	BRAZIL	4,644.67	41,189	1,889,339	42,257
	BRUNEI DARUSSALAM	60.02	59	2,706	62
	CANADA	4,131.66	92,302	4,233,893	96,044
	CYPRUS	31.74	5,787	265,450	5,950
	DENMARK	1,595.79	124,877	5,728,109	131,699
	FINLAND	221.32	14,730	675,665	16,140
	FRANCE	2,536.47	188,469	8,645,074	193,697
	GERMANY	1,529,450.20	7,629,709	349,974,752	9,321,950
	HONG KONG, CHINA	23,542.00	380,850	17,469,590	404,420
	HUNGARY	745.31	12,074	553,835	18,349
	INDIA	81,444.74	907,397	41,622,301	926,268
	INDONESIA	11,439.74	171,816	7,881,199	178,391
	IRELAND	658.00	33,561	1,539,444	35,868
	ISRAEL	10.61	731	33,531	758
	ITALY	218,208.39	2,934,981	134,627,578	3,055,088
	JAPAN	348,176.02	8,449,103	387,560,355	8,784,817
	LUXEMBOURG	11.83	6,829	313,246	7,379
	MALAYSIA	50,369.30	685,600	31,448,471	698,628
	MEXICO	30.08	11,813	541,863	12,261
	NETHERLANDS	13,910.63	828,663	38,010,771	869,782
	NEW ZEALAND	155.42	6,712	307,879	7,094
	NORWAY	3,572.15	83,827	3,845,144	86,709
	PAPUA NEW GUINEA	83.27	916	42,017	979
	PEOPLE'S REPUBLIC OF CHINA	1,434,008.17	4,470,833	205,077,109	4,637,285
	POLAND	100.51	9,006	413,106	10,821
	REPUBLIC OF KOREA	295,887.17	1,877,159	86,105,282	1,975,339
	SAUDI ARABIA	7.08	85	3,899	89
	SINGAPORE	119,526.60	5,326,139	244,309,996	5,557,107
	SLOVAK REPUBLIC (SLOVAKIA)	110.75	4,677	214,534	6,195
	SOUTH AFRICA, REP. OF	9,812.30	402,023	18,440,795	424,446
	SPAIN	2,598.79	91,764	4,209,215	100,203
	SWEDEN	6,825.58	87,967	4,035,047	96,138
	SWITZERLAND	2,022.60	103,997	4,770,342	111,002
	TAIWAN (REP. OF CHINA)	339,138.36	3,100,045	142,199,064	3,157,166
	THAILAND	9,733.65	159,442	7,313,605	166,341
	TURKEY	301.94	3,022	138,619	4,570
	UK OF GREAT BRITAIN AND N. IRELAND	7,647.29	509,462	23,369,021	530,307
	UKRAINE (UKRAINIAN S.S.R.)	7.16	4,293	196,920	4,375
	UNITED ARAB EMIRATES, N.E.S.	298.72	82,502	3,784,367	83,488
	UNITED STATES OF AMERICA	412,291.85	8,722,452	400,098,874	9,084,078
	VIETNAM	3,765.59	25,026	1,147,942	29,188
841392	Parts of liquid elevators	54,889.22	906,512	41,581,705	973,746
	AUSTRALIA	10,633.62	84,798	3,889,684	99,002
	AUSTRIA	9.15	8,350	383,015	8,697
	BELGIUM	37.39	1,232	56,512	1,589
	FINLAND	1.74	383	17,568	431
	GERMANY	57.32	2,757	126,464	3,666
	HONG KONG, CHINA	1,312.82	10,029	460,030	10,825
	INDONESIA	74.69	17,704	812,082	18,813
	JAPAN	2,987.12	187,048	8,579,892	196,543
	NETHERLANDS	2,280.13	316,912	14,536,753	339,129
	PEOPLE'S REPUBLIC OF CHINA	33,374.28	143,938	6,602,436	151,830
	REPUBLIC OF KOREA	120.96	3,481	159,673	4,121
	SINGAPORE	2,536.19	63,334	2,905,131	66,572
	TAIWAN (REP. OF CHINA)	942.23	7,569	347,190	10,214
	UK OF GREAT BRITAIN AND N. IRELAND	0.84	431	19,770	448
	UNITED STATES OF AMERICA	520.74	58,546	2,685,505	61,866

TABLE 8 - *Continued*

PSCC CODE	COMMODITY AND COUNTRY OF ORIGIN	GROSS WEIGHT (GK)	FOB VALUE		CIF DOLLARS
			DOLLARS	PESOS	
8414	Air or vacuum pumps, air or other gas compressors and fans; ventilating or recycling hoods incorporating a fan, whether or not fitted with filters.	41,496,186.51	189,785,827	8,705,475,892	199,493,211
841410	Vacuum pumps	605,880.80	2,822,186	129,453,673	3,044,050
	AUSTRALIA	418,675.90	380,296	17,444,178	437,838
	AUSTRIA	10.00	688	31,559	932
	BELGIUM	2,189.69	76,764	3,521,165	88,397
	BRAZIL	119.78	6,099	279,761	6,568
	CANADA	18.80	6,294	288,706	6,676
	CZECH REPUBLIC (CZECHOSLOVAKIA)	43.50	1,922	88,162	2,180
	FRANCE	568.84	17,369	796,716	18,498
	GERMANY	3,327.65	91,984	4,219,306	99,595
	HONG KONG, CHINA	2,352.92	43,047	1,974,566	44,367
	INDIA	9,154.40	96,616	4,431,776	98,993
	INDONESIA	45.74	499	22,889	704
	ITALY	441.93	16,102	738,599	18,089
	JAPAN	60,127.61	759,756	34,850,008	818,451
	MALAYSIA	1,414.85	30,766	1,411,236	31,908
	NETHERLANDS	228.24	41,456	1,901,587	46,541
	NEW ZEALAND	1,263.37	859	39,402	1,019
	NORWAY	136.53	1,462	67,062	1,759
	PEOPLE'S REPUBLIC OF CHINA	22,385.24	172,833	7,927,850	182,533
	REPUBLIC OF KOREA	9,798.51	107,522	4,932,034	116,161
	SINGAPORE	14,458.51	344,374	15,796,435	355,756
	SPAIN	853.54	10,840	497,231	11,820
	SWEDEN	3.80	1,686	77,337	1,755
	SWITZERLAND	2,221.73	51,138	2,345,700	58,337
	TAIWAN (REP. OF CHINA)	43,332.09	344,668	15,809,921	359,621
	THAILAND	658.34	25,347	1,162,667	27,004
	UK OF GREAT BRITAIN AND N. IRELAND	273.79	4,769	218,754	4,901
	UNITED STATES OF AMERICA	11,775.50	187,030	8,579,066	203,647
841420	Hand- or foot-operated air pumps	941,929.72	1,029,783	47,236,147	1,103,487
	AUSTRALIA	163.75	4,797	220,038	5,453
	AUSTRIA	21.30	139	6,376	164
	CZECH REPUBLIC (CZECHOSLOVAKIA)	58.96	6,333	290,495	6,829
	GERMANY	3,679.80	37,865	1,736,868	39,244
	HONG KONG, CHINA	98,468.81	79,795	3,660,197	82,241
	INDONESIA	17,167.82	9,513	436,361	10,335
	IRELAND	1,917.28	30,250	1,387,568	32,319
	ITALY	863.12	5,031	230,772	5,684
	JAPAN	6,277.34	19,596	898,869	22,191
	MACAU	1,034.14	126	5,780	131
	MALAYSIA	3.33	2,911	133,528	2,992
	MEXICO	1,600.14	636	29,173	765
	PEOPLE'S REPUBLIC OF CHINA	767,750.51	528,921	24,261,606	567,054
	REPUBLIC OF KOREA	19,604.92	147,650	6,772,706	161,584
	SINGAPORE	4,982.51	58,459	2,681,514	63,136
	SWITZERLAND	202.21	10,891	499,570	11,198
	TAIWAN (REP. OF CHINA)	16,453.56	34,884	1,600,129	37,444
	UK OF GREAT BRITAIN AND N. IRELAND	332.98	3,174	145,591	3,273
	UNITED ARAB EMIRATES, N.E.S.	10.20	204	9,357	218
	UNITED STATES OF AMERICA	1,337.04	48,608	2,229,649	51,232
841430	Compressors of a kind used in refrigerating equipment	7,724,171.74	63,569,515	2,915,933,656	66,446,737
	AUSTRALIA	61,161.83	49,965	2,291,894	54,198
	BELGIUM	12,106.45	790,461	36,258,446	890,688
	CANADA	5.07	1,945	89,217	1,948
	CROATIA	1.08	433	19,862	513
	DEMOCRATIC PEOPLE'S REP. OF KOREA	9,438.18	35,759	1,640,265	36,768
	DENMARK	6,677.41	116,140	5,327,342	120,684
	FRANCE	1,878.76	80,415	3,688,637	84,366
	GEORGIA	672.78	7,526	345,218	8,533
	GERMANY	19,996.08	388,125	17,803,293	405,613
	GUAM	1,392.00	957	43,898	1,045
	HONG KONG, CHINA	118,579.99	739,976	33,942,699	808,961
	INDIA	2,965.35	11,502	527,597	11,940
	INDONESIA	132,547.07	16,720,130	766,952,362	17,477,193
	IRELAND	508.19	13,797	632,869	14,916
	ISRAEL	176.10	8,016	367,693	8,573

TABLE 8 - Continued

PSCC CODE	COMMODITY AND COUNTRY OF ORIGIN	GROSS WEIGHT (GK)	FOB VALUE		CIF DOLLARS
			DOLLARS	PESOS	
	ITALY	19,846.31	636,789	29,209,512	667,042
	JAPAN	641,385.82	12,267,142	562,693,802	12,937,710
	MALAYSIA	2,310,477.55	8,981,956	412,002,321	9,269,192
	MEXICO	51,924.61	489,101	22,435,062	505,323
	NETHERLANDS	51,832.73	450,000	20,641,501	462,934
	NEW ZEALAND	475.76	1,086	49,815	1,265
	PEOPLE'S REPUBLIC OF CHINA	1,242,102.89	6,281,975	288,154,193	6,571,030
	REPUBLIC OF KOREA	323,247.92	1,250,410	57,356,307	1,295,148
	SINGAPORE	1,409,931.05	6,965,889	319,525,329	7,163,548
	SLOVAK REPUBLIC (SLOVAKIA)	12,246.01	70,240	3,221,909	72,240
	SPAIN	87.89	3,934	180,452	4,125
	SWEDEN	958.42	19,394	889,605	21,042
	TAIWAN (REP. OF CHINA)	176,184.28	402,154	18,446,805	420,168
	THAILAND	887,515.71	5,447,237	249,864,761	5,697,142
	UK OF GREAT BRITAIN AND N. IRELAND	235.24	7,421	340,402	8,902
	UNITED ARAB EMIRATES, N.E.S.	292.42	2,206	101,190	2,309
	UNITED STATES OF AMERICA	210,586.26	1,300,741	59,664,990	1,393,561
	VIETNAM	16,734.53	26,693	1,224,408	28,117
841440	Air compressors mounted on a wheeled chassis for towing	1,334,941.64	7,806,135	358,067,412	8,062,844
	AUSTRALIA	9.89	3,370	154,582	3,517
	AUSTRIA	0.74	33	1,514	35
	BELGIUM	3,458.54	105,894	4,857,358	108,881
	FRANCE	9,160.70	288,793	13,246,935	309,262
	GERMANY	2,027.63	48,794	2,238,181	49,823
	HONG KONG, CHINA	43,006.17	216,478	9,929,846	224,066
	INDIA	2,840.98	8,828	404,940	9,603
	INDONESIA	975.84	6,668	305,861	7,011
	ITALY	689.31	4,515	207,103	4,648
	JAPAN	266,837.27	1,637,474	75,110,932	1,703,639
	MALAYSIA	1,434.53	3,194	146,509	3,311
	NETHERLANDS	6.33	1,323	60,686	1,326
	NORWAY	144.45	6,188	283,844	6,384
	PEOPLE'S REPUBLIC OF CHINA	656,396.51	3,293,212	151,059,634	3,388,364
	REPUBLIC OF KOREA	15,488.11	88,849	4,075,504	96,589
	SINGAPORE	90,660.31	1,192,836	54,715,387	1,218,571
	TAIWAN (REP. OF CHINA)	131,938.23	278,008	12,752,227	292,745
	THAILAND	7,376.55	8,191	375,721	8,461
	UK OF GREAT BRITAIN AND N. IRELAND	106.16	5,836	267,697	6,381
	UNITED ARAB EMIRATES, N.E.S.	2,238.04	2,059	94,446	2,864
	UNITED STATES OF AMERICA	100,145.35	605,592	27,778,505	617,363
841451	Table, floor, wall, window, ceiling or roof fans, with a self-contained electric motor of an output not exceeding 125 W	6,587,615.55	19,111,130	876,627,536	20,221,477
	AUSTRALIA	48,168.33	31,302	1,435,823	36,402
	AUSTRIA	125.76	6,205	284,623	6,570
	BELGIUM	740.69	28,841	1,322,936	30,192
	DENMARK	85.90	796	36,512	1,350
	FINLAND	51.20	2,177	99,859	2,438
	FRANCE	8,212.92	50,623	2,322,077	53,515
	GERMANY	2,176.23	62,028	2,845,225	66,949
	HONG KONG, CHINA	492,367.29	1,631,214	74,823,788	1,702,173
	INDIA	96,559.39	717,642	32,918,239	766,160
	INDONESIA	2,711.56	29,080	1,333,900	31,640
	IRELAND	1,150.32	18,097	830,109	19,170
	ITALY	175.71	24,706	1,133,265	25,985
	JAPAN	158,430.90	3,966,005	181,920,649	4,243,848
	MACAU	11.64	435	19,953	453
	MALAYSIA	48,991.77	271,077	12,434,301	284,871
	MEXICO	256.72	9,253	424,435	10,683
	NETHERLANDS	248.03	10,849	497,644	11,542
	NEW ZEALAND	4,042.22	3,319	152,243	3,778
	PEOPLE'S REPUBLIC OF CHINA	4,434,124.33	8,710,738	399,561,553	9,201,504
	REPUBLIC OF KOREA	124,643.53	626,157	28,721,822	637,381
	SINGAPORE	302,245.06	987,640	45,303,046	1,060,731
	SPAIN	60.14	884	40,549	922
	SWEDEN	142.59	5,051	231,690	5,540
	SWITZERLAND	47.23	5,350	245,405	5,841
	TAIWAN (REP. OF CHINA)	592,735.16	689,936	31,647,364	735,090
	THAILAND	106,857.94	670,386	30,750,606	698,089
	UK OF GREAT BRITAIN AND N. IRELAND	227.83	15,125	693,785	15,811
	UKRAINE (UKRAINIAN S.S.R.)	3,123.37	9,671	443,609	9,715

TABLE 8 - *Continued*

PSCC CODE	COMMODITY AND COUNTRY OF ORIGIN	GROSS WEIGHT (GK)	FOB VALUE		CIF DOLLARS
			DOLLARS	PESOS	
	UNITED ARAB EMIRATES, N.E.S.	6,298.70	44,537	2,042,912	47,365
	UNITED STATES OF AMERICA	24,562.82	357,549	16,400,772	374,223
	VIETNAM	128,040.27	124,457	5,708,842	131,546
841459	Other fans, n.e.s.	6,567,726.54	25,240,317	1,157,773,342	26,765,328
	AUSTRALIA	65,879.51	215,153	9,869,068	233,352
	AUSTRIA	2.61	289	13,256	326
	BELGIUM	4,526.10	142,078	6,517,118	148,440
	BRAZIL	225.39	3,264	149,720	3,393
	CANADA	32,295.10	30,020	1,377,017	31,549
	CZECH REPUBLIC (CZECHOSLOVAKIA)	1,101.25	15,239	699,013	27,415
	DEMOCRATIC PEOPLE'S REP. OF KOREA	82.65	1,131	51,879	1,222
	DENMARK	5,345.94	51,757	2,374,094	54,816
	ECUADOR	8.71	223	10,229	223
	FINLAND	192.42	3,088	141,647	5,442
	FRANCE	49,599.72	663,283	30,424,791	723,544
	GERMANY	107,851.86	1,111,300	50,975,331	1,162,825
	HONG KONG, CHINA	103,375.91	1,008,915	46,278,931	1,087,551
	HUNGARY	102.39	4,394	201,553	4,461
	INDIA	52,044.16	564,685	25,902,100	589,470
	INDONESIA	5,829.63	21,662	993,636	26,744
	IRELAND	1,001.13	7,555	346,548	8,320
	ITALY	15,325.90	103,700	4,756,719	114,570
	JAPAN	207,488.47	3,987,153	182,890,708	4,260,390
	LUXEMBOURG	0.15	27	1,238	29
	MALAYSIA	473,493.76	1,966,245	90,191,659	2,103,845
	MEXICO	0.01	78	3,578	82
	NETHERLANDS	17,699.20	38,194	1,751,959	41,316
	PEOPLE'S REPUBLIC OF CHINA	2,225,203.68	5,049,501	231,620,611	5,356,848
	POLAND	439.53	20,825	955,243	22,836
	REPUBLIC OF KOREA	109,301.12	439,292	20,150,324	474,433
	SINGAPORE	122,903.59	649,674	29,800,547	692,359
	SLOVAK REPUBLIC (SLOVAKIA)	2,612.89	24,360	1,117,393	26,544
	SLOVENIA	134.89	1,687	77,383	2,332
	SOUTH AFRICA, REP. OF	18.67	1,167	53,530	1,236
	SPAIN	2,312.99	43,266	1,984,612	51,162
	SWEDEN	693.66	29,719	1,363,211	33,471
	SWITZERLAND	843.28	24,380	1,118,310	25,943
	TAIWAN (REP. OF CHINA)	2,647,294.37	5,662,278	259,728,691	5,917,101
	THAILAND	199,529.16	2,085,587	95,665,875	2,172,276
	TURKEY	793.32	2,978	136,601	3,102
	UK OF GREAT BRITAIN AND N. IRELAND	1,318.79	49,064	2,250,566	55,330
	UKRAINE (UKRAINIAN S.S.R.)	2,439.26	16,382	751,442	17,601
	UNITED ARAB EMIRATES, N.E.S.	22.04	880	40,366	951
	UNITED STATES OF AMERICA	42,571.52	709,292	32,535,225	780,209
	VIETNAM	65,702.32	488,478	22,406,486	500,182
	VIRGIN ISLANDS (U.S.)	119.49	2,074	95,134	2,087
841460	Hoods having a maximum horizontal side not exceeding 120 cm	1,290,528.07	3,907,710	179,246,656	4,068,105
	AUSTRALIA	2,154.11	40,045	1,836,864	41,479
	BELGIUM	1,029.25	24,611	1,128,907	26,094
	FRANCE	3,242.76	4,610	211,461	5,502
	GERMANY	2,970.73	68,771	3,154,526	71,483
	HONG KONG, CHINA	13,547.68	45,892	2,105,066	47,231
	INDIA	2,756.69	35,920	1,647,650	37,543
	INDONESIA	645.26	10,898	499,891	10,914
	ITALY	256,697.50	1,272,799	58,383,290	1,322,456
	JAPAN	789.40	1,869	85,731	2,171
	MALAYSIA	10,417.14	123,389	5,659,853	128,395
	NETHERLANDS	644.67	32,691	1,499,536	34,227
	PEOPLE'S REPUBLIC OF CHINA	885,194.97	1,846,336	84,691,432	1,908,709
	POLAND	2,034.63	14,653	672,133	15,655
	REPUBLIC OF KOREA	14,798.77	96,193	4,412,373	101,341
	ROMANIA	706.99	4,212	193,204	4,782
	SINGAPORE	2,346.55	33,509	1,537,058	35,857
	SPAIN	685.25	6,212	284,944	6,648
	SWEDEN	2.61	183	8,394	203
	SWITZERLAND	3,074.33	8,363	383,611	9,155
	TAIWAN (REP. OF CHINA)	18,304.04	24,070	1,104,091	25,474
	TURKEY	36,694.69	130,844	6,001,814	140,535
	UK OF GREAT BRITAIN AND N. IRELAND	502.43	8,526	391,088	11,319
	UNITED STATES OF AMERICA	6,357.75	63,609	2,917,745	70,711

TABLE 8 - Continued

PSCC CODE	COMMODITY AND COUNTRY OF ORIGIN	GROSS WEIGHT (GK)	FOB VALUE		CIF DOLLARS
			DOLLARS	PESOS	
	VIETNAM	24,929.87	9,505	435,994	10,221
841480	Other air or gas pumps and compressors, n.e.s.	5,389,546.26	36,664,235	1,681,788,460	38,203,684
	AUSTRALIA	63,262.37	304,354	13,960,719	321,053
	AUSTRIA	122.67	20,014	918,042	20,042
	BANGLADESH	54.26	606	27,797	771
	BELGIUM	128,290.71	2,905,648	133,282,074	3,118,993
	CZECH REPUBLIC (CZECHOSLOVAKIA)	159.41	9,292	426,224	14,614
	DEMOCRATIC PEOPLE'S REP. OF KOREA	209.05	10,869	498,561	11,612
	DENMARK	486.92	5,915	271,321	6,214
	ECUADOR	44.25	1,294	59,356	1,345
	FINLAND	121.81	817	37,476	1,396
	FRANCE	2,117.35	74,322	3,409,150	79,478
	GERMANY	71,375.68	896,048	41,101,723	934,366
	HONG KONG, CHINA	73,617.33	188,151	8,630,486	198,365
	INDIA	57,190.30	1,088,872	49,946,558	1,163,131
	INDONESIA	75,270.38	1,255,435	57,586,804	1,308,092
	IRELAND	1,523.35	14,090	646,309	14,117
	ISRAEL	343.76	75,223	3,450,479	78,839
	ITALY	28,236.84	729,072	33,442,533	739,672
	JAPAN	834,120.36	10,315,364	473,165,747	10,843,475
	MALAYSIA	166,206.82	1,576,513	72,314,652	1,630,541
	NETHERLANDS	21,064.12	351,500	16,123,305	363,876
	NEW ZEALAND	8,084.11	6,491	297,742	7,672
	NORWAY	2,706.98	72,204	3,311,998	79,046
	PAPUA NEW GUINEA	24,087.30	489,516	22,454,099	509,563
	PEOPLE'S REPUBLIC OF CHINA	1,926,946.55	7,974,101	365,772,011	8,187,244
	REPUBLIC OF KOREA	166,389.81	414,284	19,003,207	451,924
	SINGAPORE	136,682.49	1,157,652	53,101,496	1,194,910
	SLOVAK REPUBLIC (SLOVAKIA)	501.74	13,841	634,887	14,332
	SPAIN	612.40	3,763	172,609	4,008
	SWEDEN	215.01	6,841	313,797	7,288
	SWITZERLAND	393.01	71,374	3,273,926	74,765
	TAIWAN (REP. OF CHINA)	127,249.16	660,531	30,298,557	705,549
	THAILAND	1,390,112.98	5,080,111	233,024,691	5,164,304
	TURKEY	1,491.84	13,199	605,438	13,562
	UK OF GREAT BRITAIN AND N. IRELAND	5,642.70	30,699	1,408,163	34,343
	UKRAINE (UKRAINIAN S.S.R.)	1,544.34	31,427	1,441,556	33,380
	UNITED ARAB EMIRATES, N.E.S.	3,491.67	75,060	3,443,002	82,743
	UNITED STATES OF AMERICA	69,007.26	722,260	33,130,066	770,980
	VIETNAM	569.17	17,482	801,899	18,079
841490	Parts of air or vacuum pumps, air or other gas compressors, fans and ventilating or recycling hoods	11,053,846.19	29,634,816	1,359,349,010	31,577,499
	AUSTRALIA	78,498.80	163,684	7,508,185	173,007
	AUSTRIA	103.76	14,295	655,711	14,679
	BELGIUM	48,719.87	2,500,717	114,707,889	2,667,833
	BRAZIL	304.24	9,023	413,885	9,794
	CANADA	252.13	10,869	498,561	11,453
	CYPRUS	870.79	14,303	656,078	15,326
	CZECH REPUBLIC (CZECHOSLOVAKIA)	44.75	2,014	92,382	3,270
	DEMOCRATIC PEOPLE'S REP. OF KOREA	892.50	765	35,091	816
	DENMARK	697.66	128,514	5,894,938	142,607
	FINLAND	26.08	3,221	147,747	3,523
	FRANCE	3,379.11	136,407	6,256,989	138,932
	GERMANY	42,571.06	993,818	45,586,432	1,049,889
	HONG KONG, CHINA	104,479.31	276,863	12,699,708	290,029
	INDIA	33,867.73	343,206	15,742,858	356,245
	INDONESIA	15,581.75	171,738	7,877,623	178,680
	IRELAND	721.47	21,580	989,875	22,785
	ITALY	16,560.42	239,596	10,990,267	252,745
	JAMAICA (EXCLUDES CAYMAN IS., TURKS, CAICOS)	1.93	108	4,954	115
	JAPAN	474,486.05	6,860,820	314,705,813	7,303,590
	LUXEMBOURG	7.52	684	31,375	756
	MACAU	11.65	35	1,605	37
	MALAWI	313.03	1,183	54,264	1,232
	MALAYSIA	96,152.11	463,935	21,280,696	476,445
	MEXICO	11.77	628	28,807	793
	NETHERLANDS	10,502.42	817,328	37,490,836	846,041
	NEW ZEALAND	8.86	671	30,779	745
	NORWAY	109.57	7,473	342,786	7,818
	PEOPLE'S REPUBLIC OF CHINA	3,026,568.60	3,301,701	151,449,025	3,545,122

TABLE 8 - Continued

PSCC CODE	COMMODITY AND COUNTRY OF ORIGIN	GROSS WEIGHT (GK)	FOB VALUE		CIF
			DOLLARS	PESOS	DOLLARS
	POLAND	108.52	12,906	591,998	14,214
	REPUBLIC OF KOREA	54,533.74	418,078	19,177,237	457,358
	SINGAPORE	840,368.39	3,023,281	138,677,899	3,144,404
	SOUTH AFRICA, REP. OF	986.36	17,786	815,844	19,774
	SPAIN	184.95	3,169	145,362	3,450
	SWEDEN	6,960.75	191,043	8,763,142	198,719
	SWITZERLAND	8,828.12	1,346,711	61,773,634	1,470,563
	TAIWAN (REP. OF CHINA)	3,604,762.11	2,289,004	104,996,614	2,437,240
	THAILAND	84,219.63	715,591	32,824,159	758,350
	TURKEY	5.32	39	1,789	41
	UK OF GREAT BRITAIN AND N. IRELAND	3,525.36	328,715	15,078,157	345,479
	UNITED ARAB EMIRATES, N.E.S.	3,827.59	2,257	103,529	3,780
	UNITED STATES OF AMERICA	97,810.75	3,347,178	153,535,056	3,602,100
	VIETNAM	2,391,585.67	1,424,507	65,342,137	1,572,734
	VIRGIN ISLANDS (U.S.)	393.99	29,372	1,347,294	34,986
8415	Air conditioning machines, comprising a motor-driven fan and elements for changing the temperature and humidity, including those machines in which the humidity cannot be separately regulated.	34,961,965.44	220,767,250	10,126,593,760	231,449,821
841510	Air conditioning machines, window or wall types, self-contained	21,982,050.24	119,891,609	5,499,428,106	125,632,876
	AUSTRALIA	15,020.45	206,454	9,470,045	220,597
	GERMANY	94.91	1,403	64,356	1,671
	HONG KONG, CHINA	2,409,120.07	8,409,702	385,753,031	8,654,143
	INDIA	615.77	661	30,320	661
	INDONESIA	6,169.53	50,469	2,315,013	58,002
	ITALY	3,121.56	55,018	2,523,676	58,782
	JAPAN	299,937.42	3,849,260	176,565,557	4,063,004
	MALAYSIA	2,169,968.54	17,875,935	819,969,138	18,738,604
	PEOPLE'S REPUBLIC OF CHINA	10,179,989.79	40,331,078	1,849,986,548	41,844,683
	REPUBLIC OF KOREA	366,745.89	3,568,542	163,689,022	4,346,263
	SINGAPORE	1,267,708.23	5,821,405	267,027,847	5,988,634
	TAIWAN (REP. OF CHINA)	637,376.08	5,301,317	243,171,410	5,666,404
	THAILAND	2,704,987.14	23,915,749	1,097,015,407	25,214,598
	UK OF GREAT BRITAIN AND N. IRELAND	10,854.30	137,645	6,313,776	141,697
	UNITED ARAB EMIRATES, N.E.S.	9,576.83	18,310	839,880	38,054
	UNITED STATES OF AMERICA	4,538.52	88,232	4,047,201	101,154
	VIETNAM	1,896,225.21	10,260,429	470,645,879	10,495,925
841520	Air conditioning machines, of a kind used for persons, in motor vehicles	1,147,332.26	4,347,690	199,428,540	4,486,311
	AUSTRALIA	2,052.70	36,801	1,688,062	38,419
	DEMOCRATIC PEOPLE'S REP. OF KOREA	3,387.96	6,806	312,191	6,838
	DENMARK	32.47	1,268	58,163	1,354
	HONG KONG, CHINA	59,972.21	66,338	3,042,924	71,009
	INDIA	5,157.40	61,334	2,813,391	65,021
	INDONESIA	2,410.82	25,438	1,166,841	25,840
	IRELAND	2,276.70	45,674	2,095,066	48,898
	ITALY	124.92	2,182	100,088	2,331
	JAPAN	2,003.78	57,760	2,649,451	61,967
	LUXEMBOURG	13.32	1,833	84,080	1,958
	MALAYSIA	18,595.79	41,900	1,921,953	43,075
	NETHERLANDS	114.83	2,087	95,731	3,282
	PEOPLE'S REPUBLIC OF CHINA	842,862.69	2,876,299	131,935,835	2,952,392
	REPUBLIC OF KOREA	46,889.40	315,145	14,455,701	326,719
	SINGAPORE	112.13	11,153	511,588	11,569
	TAIWAN (REP. OF CHINA)	11,954.53	89,926	4,124,906	102,835
	THAILAND	38,657.16	246,621	11,312,505	261,763
	UNITED STATES OF AMERICA	2,033.62	18,084	829,513	19,775
	VIETNAM	108,679.83	441,041	20,230,551	441,266
841581	Air conditioning machines, incorporating a refrigerating unit and a valve for reversal of the cooling/heat cycle	1,857,317.75	13,622,690	624,872,791	14,210,221
	AUSTRALIA	7.75	102	4,679	121
	BELGIUM	10.83	737	33,806	788
	GERMANY	1,364.40	20,210	927,033	22,275
	HONG KONG, CHINA	34,244.64	140,091	6,425,974	154,577
	ITALY	1,990.49	12,227	560,852	16,619
	JAPAN	155,949.76	1,329,581	60,987,881	1,362,160
	MALAYSIA	363,669.41	2,558,818	117,372,983	2,688,892

TABLE 8 - *Continued*

PSCC CODE	COMMODITY AND COUNTRY OF ORIGIN	GROSS WEIGHT (GK)	FOB VALUE		CIF
			DOLLARS	PESOS	DOLLARS
	PEOPLE'S REPUBLIC OF CHINA	634,943.82	2,537,932	116,414,941	2,714,621
	REPUBLIC OF KOREA	106,362.53	1,458,931	66,921,165	1,517,654
	SINGAPORE	5,474.69	24,927	1,143,402	37,659
	TAIWAN (REP. OF CHINA)	97,817.69	771,502	35,388,796	864,844
	THAILAND	359,445.04	4,176,449	191,573,715	4,236,171
	UNITED STATES OF AMERICA	1,594.07	20,754	951,986	23,174
	VIETNAM	94,442.63	570,429	26,165,578	570,666
841582	Air conditioning machines, incorporating a refrigerating unit other than item 841581	800,790.03	9,502,905	435,898,253	9,932,888
	BELGIUM	3,341.13	80,637	3,698,819	83,940
	CANADA	1,260.78	24,253	1,112,485	24,569
	GERMANY	7,049.25	235,607	10,807,292	238,173
	ITALY	6,454.82	98,386	4,512,966	112,358
	JAPAN	16,005.06	143,470	6,580,969	151,364
	MALAYSIA	36,179.54	232,541	10,666,656	250,865
	NETHERLANDS	190.09	11,430	524,294	12,213
	PEOPLE'S REPUBLIC OF CHINA	170,483.12	613,076	28,121,796	666,192
	REPUBLIC OF KOREA	12,204.30	75,812	3,477,497	84,488
	SINGAPORE	1,575.56	59,331	2,721,513	64,046
	SWEDEN	95.66	4,426	203,021	5,095
	THAILAND	482,215.34	7,162,638	328,550,205	7,359,414
	UNITED ARAB EMIRATES, N.E.S.	3,939.51	1,634	74,952	2,984
	UNITED STATES OF AMERICA	59,795.87	759,664	34,845,788	877,187
841583	Air conditioning machines, not incorporating a refrigerating unit	2,240,932.69	9,578,460	439,363,961	10,144,630
	BELGIUM	1,113.80	22,041	1,011,021	24,653
	DENMARK	50.67	825	37,843	859
	GERMANY	175.75	43,582	1,999,106	47,206
	HONG KONG, CHINA	16,205.95	109,500	5,022,765	113,770
	INDIA	850.52	13,013	596,906	13,448
	ITALY	38,916.53	514,931	23,619,885	551,941
	JAPAN	16,886.69	211,279	9,691,368	217,524
	MALAYSIA	426,156.00	2,170,628	99,566,706	2,346,994
	NETHERLANDS	267.84	20,261	929,372	21,216
	PEOPLE'S REPUBLIC OF CHINA	1,260,070.83	2,671,773	122,554,228	2,881,483
	REPUBLIC OF KOREA	7,741.00	28,407	1,303,029	29,300
	SINGAPORE	3,988.27	64,858	2,975,036	66,821
	TAIWAN (REP. OF CHINA)	27,381.61	285,778	13,108,637	294,280
	THAILAND	432,669.26	3,345,255	153,446,847	3,455,571
	TURKEY	624.58	2,719	124,721	2,905
	UK OF GREAT BRITAIN AND N. IRELAND	1,140.93	6,190	283,935	6,455
	UNITED STATES OF AMERICA	4,266.78	66,963	3,071,593	69,611
	VIETNAM	2,425.68	457	20,963	593
841590	Parts of air conditioning machines, of subheading 84.15	6,933,542.47	63,823,896	2,927,602,109	67,042,895
	ANDORRA	1,854.14	6,424	294,669	6,600
	AUSTRALIA	6,581.96	41,810	1,917,824	42,821
	AUSTRIA	8.32	26,548	1,217,757	27,469
	BELGIUM	23,845.17	266,871	12,241,373	278,763
	CAMBODIA (DEMOCRATIC KAMPUCHEA)	151.04	28,509	1,307,708	30,596
	CAMEROON	456.50	83	3,807	89
	CANADA	66.23	10,783	494,615	11,344
	CZECH REPUBLIC (CZECHOSLOVAKIA)	0.89	196	8,991	280
	DENMARK	88.72	5,275	241,965	5,713
	DOMINICAN REPUBLIC	14.37	2,820	129,353	2,935
	ECUADOR	7.60	190	8,715	198
	EGYPT ARAB REPUBLIC	43.49	1,770	81,190	2,005
	FINLAND	27.49	2,214	101,556	2,365
	FRANCE	2,121.37	325,777	14,943,392	334,500
	GEORGIA	0.83	481	22,063	514
	GERMANY	4,941.64	180,441	8,276,828	191,986
	GUAM	400.43	2,406	110,363	2,472
	HONG KONG, CHINA	172,071.89	2,664,079	122,201,303	2,869,828
	HUNGARY	49.69	784	35,962	887
	INDIA	8,665.97	85,264	3,911,060	152,499
	INDONESIA	136,068.95	1,573,629	72,182,362	1,622,124
	IRELAND	3,695.59	36,257	1,663,109	37,280
	ITALY	9,075.97	135,077	6,195,982	166,845
	JAMAICA (EXCLUDES CAYMAN IS., TURKS, CAICOS)	1.90	102	4,679	106
	JAPAN	232,393.57	4,615,661	211,720,371	4,913,049

TABLE 8 - Continued

PSCC CODE	COMMODITY AND COUNTRY OF ORIGIN	GROSS WEIGHT (GK)	FOB VALUE		CIF
			DOLLARS	PESOS	DOLLARS
	KENYA	13.90	172	7,890	181
	LITHUANIA	0.42	240	11,009	316
	MALAYSIA	242,944.19	2,049,614	94,015,795	2,133,881
	MEXICO	177.90	20,003	917,537	22,145
	MOROCCO	7.49	2,827	129,674	2,965
	NETHERLANDS	3,067.26	231,225	10,606,291	263,144
	PAKISTAN, ISLAMIC REP. OF	790.73	81,324	3,730,332	81,560
	PEOPLE'S REPUBLIC OF CHINA	2,576,414.03	11,967,938	548,969,316	12,713,609
	POLAND	2.50	2,003	91,878	2,111
	REPUBLIC OF KOREA	898,885.47	11,829,261	542,608,201	12,363,644
	ROMANIA	1.67	61	2,798	66
	SINGAPORE	226,750.50	4,463,159	204,725,104	4,712,416
	SPAIN	16.27	876	40,182	977
	SWEDEN	459.22	21,408	981,985	23,901
	SWITZERLAND	217.95	15,484	710,251	17,061
	TAIWAN (REP. OF CHINA)	466,357.05	1,537,435	70,522,145	1,608,452
	THAILAND	1,603,751.41	12,915,223	592,421,278	13,286,421
	TURKEY	28.00	326	14,954	388
	UK OF GREAT BRITAIN AND N. IRELAND	3,652.81	4,122,624	189,104,762	4,333,948
	UNITED ARAB EMIRATES, N.E.S.	0.85	259	11,880	268
	UNITED STATES OF AMERICA	207,214.79	3,794,688	174,062,339	3,973,008
	VIETNAM	100,154.34	754,295	34,599,511	799,165
8416	Furnace burners for liquid fuel, for pulverised solid fuel or for gas; mechanical stokers, including their mechanical grates, mechanical ash dischargers and similar appliances.	860,502.96	10,663,040	489,113,648	11,215,869
841610	Furnace burners for liquid fuel	112,460.44	1,742,650	79,935,356	1,843,927
	AUSTRALIA	145.84	7,586	347,970	8,249
	AUSTRIA	44.74	3,171	145,454	4,707
	CANADA	17.47	183	8,394	196
	GERMANY	1,044.82	255,175	11,704,877	261,410
	HONG KONG, CHINA	195.33	41	1,881	43
	ITALY	43.30	662	30,366	707
	JAPAN	28,534.46	448,027	20,550,998	466,528
	PEOPLE'S REPUBLIC OF CHINA	60,667.30	461,178	21,154,235	503,278
	REPUBLIC OF KOREA	4,839.85	5,043	231,322	5,489
	SINGAPORE	1,001.79	4,842	222,103	5,119
	SWEDEN	51.94	1,424	65,319	1,431
	TAIWAN (REP. OF CHINA)	15,873.60	555,318	25,472,437	586,770
841620	Other furnace burners (including combination burners)	265,360.82	2,095,444	96,118,017	2,240,545
	AUSTRALIA	118.41	3,143	144,169	3,763
	FINLAND	3.88	4,501	206,461	4,686
	FRANCE	93.04	20,074	920,794	20,112
	GERMANY	900.62	48,405	2,220,337	50,197
	HONG KONG, CHINA	154.86	1,988	91,190	2,464
	INDIA	4,676.96	3,938	180,636	4,046
	INDONESIA	19.58	125	5,734	142
	ITALY	197.40	6,014	275,862	6,064
	JAPAN	4,981.83	149,773	6,870,088	163,239
	MALAYSIA	7,145.16	35,472	1,627,101	36,122
	NETHERLANDS	97.99	9,250	424,298	9,287
	PEOPLE'S REPUBLIC OF CHINA	57,923.03	95,367	4,374,484	101,739
	REPUBLIC OF KOREA	424.64	6,990	320,631	7,218
	SWITZERLAND	480.32	23,755	1,089,642	24,549
	TAIWAN (REP. OF CHINA)	29,695.14	911,786	41,823,624	995,707
	THAILAND	126,418.38	223,068	10,232,129	233,841
	UK OF GREAT BRITAIN AND N. IRELAND	26,487.99	382,162	17,529,771	396,214
	UNITED STATES OF AMERICA	5,541.59	169,633	7,781,066	181,155
841630	Mechanical stokers, including their mechanical grates, mechanical ash dischargers and similar appliances	350,109.97	3,422,740	157,001,085	3,603,868
	FINLAND	25,711.18	809,782	37,144,700	852,158
	INDIA	35,570.24	569,018	26,100,856	672,182
	JAPAN	1,174.30	3,108	142,564	3,132
	PEOPLE'S REPUBLIC OF CHINA	232,017.26	1,348,196	61,841,751	1,359,166
	REPUBLIC OF KOREA	21,727.97	28,045	1,286,424	29,792
	TAIWAN (REP. OF CHINA)	33,899.86	661,718	30,353,005	684,369
	UNITED STATES OF AMERICA	9.16	2,873	131,785	3,069

TABLE 8 - Continued

PSCC CODE	COMMODITY AND COUNTRY OF ORIGIN	GROSS WEIGHT (GK)	FOB VALUE		CIF DOLLARS
			DOLLARS	PESOS	
841690	Parts of furnace burners and other articles of heading 84.16	132,571.73	3,402,206	156,059,190	3,527,529
	AUSTRALIA	151.84	8,158	374,207	8,559
	AUSTRIA	141.07	19,544	896,483	22,873
	BELGIUM	5.22	980	44,953	1,087
	DENMARK	1,916.91	100,015	4,587,688	106,615
	FINLAND	50.74	15,320	702,728	15,344
	FRANCE	617.33	67,687	3,104,803	73,162
	GERMANY	4,285.71	560,088	25,691,237	569,936
	INDIA	0.85	4,218	193,480	4,333
	ITALY	276.70	7,415	340,126	7,456
	JAPAN	10,794.49	1,878,020	86,144,777	1,938,312
	MALAYSIA	657.58	6,395	293,339	6,457
	MEXICO	4.18	623	28,577	672
	NETHERLANDS	106.42	11,271	517,001	11,589
	PEOPLE'S REPUBLIC OF CHINA	98,106.87	206,633	9,478,256	223,199
	REPUBLIC OF KOREA	354.49	23,604	1,082,715	24,849
	SINGAPORE	364.98	75,433	3,460,112	75,969
	SPAIN	1.67	3,073	140,959	3,283
	SWEDEN	0.90	533	24,449	552
	SWITZERLAND	22.63	19,556	897,034	20,188
	TAIWAN (REP. OF CHINA)	6,870.00	28,063	1,287,250	30,034
	THAILAND	607.72	2,112	96,877	2,416
	UK OF GREAT BRITAIN AND N. IRELAND	226.91	24,783	1,136,796	25,806
	UNITED STATES OF AMERICA	7,006.52	338,682	15,535,343	354,838
8417	Industrial or laboratory furnaces and ovens, including incinerators, non-electric.	1,867,439.93	21,165,480	970,860,569	22,235,754
841710	Furnaces and ovens for the roasting, melting or other heat-treatment of ores, pyrites or of metals, non-electric	263,765.41	11,834,015	542,826,268	12,392,677
	AUSTRALIA	4,462.87	53,776	2,466,705	55,663
	GERMANY	10,350.32	48,695	2,233,640	50,034
	HONG KONG, CHINA	5.57	290	13,302	298
	INDIA	45,140.64	185,130	8,491,913	187,851
	INDONESIA	14,754.60	11,488	526,955	12,438
	JAPAN	6,335.69	178,048	8,167,062	183,598
	PEOPLE'S REPUBLIC OF CHINA	56,317.96	54,765	2,512,071	59,236
	POLAND	271.50	8,312	381,271	10,475
	REPUBLIC OF KOREA	1,887.43	24,062	1,103,724	24,744
	SINGAPORE	1,004.60	36,040	1,653,155	45,203
	SWITZERLAND	3,777.58	135,905	6,233,962	140,247
	TAIWAN (REP. OF CHINA)	23,788.11	33,686	1,545,177	40,068
	THAILAND	13,208.91	16,759	768,735	17,446
	UK OF GREAT BRITAIN AND N. IRELAND	26.92	1,983	90,960	2,197
	UNITED STATES OF AMERICA	82,432.71	11,045,076	506,637,636	11,563,179
841720	Bakery ovens, including biscuit ovens, non-electric	413,746.94	2,476,623	113,602,696	2,574,683
	FRANCE	94.97	1,491	68,392	3,460
	GERMANY	55,869.52	573,119	26,288,969	590,846
	HONG KONG, CHINA	15,344.24	186,068	8,534,939	196,323
	ITALY	10,061.72	59,967	2,750,686	70,137
	JAPAN	3,808.00	16,396	752,085	16,951
	MALAYSIA	14,381.10	60,552	2,777,520	64,134
	NETHERLANDS	2,264.26	5,904	270,816	6,050
	PEOPLE'S REPUBLIC OF CHINA	246,006.57	862,442	39,560,215	894,890
	REPUBLIC OF KOREA	3,425.47	5,351	245,450	5,717
	SINGAPORE	1,816.59	45,521	2,088,048	47,278
	SPAIN	874.33	13,900	637,593	14,273
	SWEDEN	798.20	21,232	973,912	21,831
	TAIWAN (REP. OF CHINA)	13,803.48	36,844	1,690,034	37,905
	UK OF GREAT BRITAIN AND N. IRELAND	48.78	1,968	90,272	2,023
	UNITED STATES OF AMERICA	45,139.53	585,762	26,868,903	602,740
	VIETNAM	10.18	106	4,862	125
841780	Other industrial or laboratory furnaces and ovens, including incinerators, non-electric, n.e.s.	446,594.44	2,943,056	134,997,981	3,104,189
	AUSTRALIA	51.88	4,611	211,507	4,800
	CZECH REPUBLIC (CZECHOSLOVAKIA)	546.71	8,689	398,564	11,982
	FRANCE	28,202.69	440,755	20,217,432	450,566
	GERMANY	8,464.39	137,932	6,326,941	144,628

TABLE 8 - Continued

PSCC CODE	COMMODITY AND COUNTRY OF ORIGIN	GROSS WEIGHT (GK)	FOB VALUE		CIF
			DOLLARS	PESOS	DOLLARS
	HONG KONG, CHINA	11,557.48	218,864	10,039,292	232,924
	INDIA	22,961.61	339,961	15,594,011	360,340
	ITALY	9,273.46	44,536	2,042,866	47,257
	JAPAN	22,118.74	457,722	20,995,709	478,346
	MALAYSIA	6,839.59	96,365	4,420,262	111,816
	PEOPLE'S REPUBLIC OF CHINA	272,690.23	690,108	31,655,254	724,445
	POLAND	58.30	3,277	150,316	3,425
	REPUBLIC OF KOREA	15,752.22	117,233	5,377,478	127,810
	SINGAPORE	1,220.30	10,027	459,939	10,471
	SPAIN	2,866.49	51,764	2,374,415	52,549
	SWITZERLAND	479.87	231,986	10,641,198	248,396
	TAIWAN (REP. OF CHINA)	19,418.12	40,758	1,869,570	43,122
	THAILAND	14,337.51	8,701	399,115	8,901
	TURKEY	939.67	4,876	223,662	5,128
	UNITED STATES OF AMERICA	8,287.75	33,973	1,558,341	36,265
	VIETNAM	527.43	918	42,109	1,018
841790	Parts for furnaces and ovens of heading 8417	743,333.14	3,911,786	179,433,624	4,164,205
	AUSTRALIA	85,042.24	247,741	11,363,880	258,078
	CANADA	97.60	4,973	228,112	4,980
	DENMARK	180.22	24,932	1,143,631	27,468
	FRANCE	2,878.94	106,562	4,887,999	122,825
	GERMANY	47,165.41	281,946	12,932,863	290,419
	HONG KONG, CHINA	1,593.60	10,659	488,928	11,241
	INDIA	49,482.43	316,544	14,519,873	354,158
	INDONESIA	30.08	1,180	54,127	1,252
	ITALY	1,982.66	43,659	2,002,638	46,694
	JAPAN	59,824.73	759,026	34,816,523	797,195
	NEW ZEALAND	0.98	233	10,688	264
	NORWAY	1.47	781	35,824	807
	PEOPLE'S REPUBLIC OF CHINA	281,309.64	842,801	38,659,282	887,317
	REPUBLIC OF KOREA	31,342.30	189,989	8,714,795	198,120
	SINGAPORE	88.52	20,124	923,088	21,063
	SPAIN	1,445.03	23,678	1,086,110	25,359
	SWITZERLAND	1,356.82	866	39,723	916
	TAIWAN (REP. OF CHINA)	53,427.55	199,860	9,167,578	210,302
	THAILAND	85,548.13	352,307	16,160,322	386,929
	TURKEY	682.92	1,748	80,181	1,862
	UNITED STATES OF AMERICA	28,485.33	398,924	18,298,644	420,026
	VIETNAM	11,366.54	83,253	3,818,815	96,930
8418	Refrigerators, freezers and other refrigerating or freezing equipment, electric or other; heat pumps other than air conditioning machines of heading 84.15.	51,097,561.67	218,159,679	10,006,984,475	237,394,160
841810	Combined refrigerator-freezers, fitted with separate external doors	20,455,309.88	73,927,035	3,391,033,096	85,491,903
	AUSTRALIA	2,698.41	3,956	181,462	4,227
	GERMANY	14,932.60	37,810	1,734,344	40,288
	HONG KONG, CHINA	61.04	392	17,981	452
	INDIA	37,192.31	149,660	6,864,904	154,933
	INDONESIA	2,936,444.87	11,537,829	529,240,216	11,822,632
	ITALY	1,942.93	20,326	932,354	21,723
	JAPAN	781,142.08	1,817,897	83,386,936	1,918,824
	MALAYSIA	209.29	1,387	63,622	1,426
	MEXICO	21,286.61	56,736	2,602,480	59,296
	PEOPLE'S REPUBLIC OF CHINA	5,952,084.48	19,396,928	889,737,088	21,713,284
	POLAND	21,892.21	54,706	2,509,364	64,840
	REPUBLIC OF KOREA	459,145.38	2,891,917	132,652,233	3,203,876
	SINGAPORE	7,435.66	76,468	3,507,587	81,238
	TAIWAN (REP. OF CHINA)	4,667.31	16,515	757,543	16,647
	THAILAND	9,676,847.11	34,483,839	1,581,773,695	42,863,793
	TURKEY	5,503.96	6,494	297,880	6,975
	UNITED STATES OF AMERICA	34,941.01	702,600	32,228,262	709,014
	VIETNAM	496,882.62	2,671,575	122,545,145	2,808,435
841821	Household type refrigerators, compression-type	3,808,381.73	13,625,483	625,000,906	14,428,284
	HONG KONG, CHINA	269.67	460	21,100	660
	INDIA	154,900.81	547,479	25,112,862	575,409
	INDONESIA	2,279,587.59	8,322,517	381,753,855	8,814,155
	ITALY	16,307.07	126,112	5,784,757	132,348

TABLE 8 - *Continued*

PSCC CODE	COMMODITY AND COUNTRY OF ORIGIN	GROSS WEIGHT (GK)	FOB VALUE		CIF DOLLARS
			DOLLARS	PESOS	
	JAPAN	1,542.92	14,788	678,326	17,248
	NEW ZEALAND	10,034.84	82,256	3,773,083	85,240
	PEOPLE'S REPUBLIC OF CHINA	167,250.58	493,983	22,659,000	514,526
	REPUBLIC OF KOREA	22,427.64	135,672	6,223,275	143,932
	THAILAND	1,153,423.07	3,862,297	177,163,563	4,104,478
	UK OF GREAT BRITAIN AND N. IRELAND	75.27	1,525	69,952	1,568
	UNITED STATES OF AMERICA	2,562.27	38,394	1,761,133	38,720
841822	Household type refrigerators, absorption-type, electrical	3,060,865.91	5,614,946	257,557,573	5,759,567
	AUSTRALIA	39.61	488	22,385	501
	FINLAND	117.32	2,059	94,446	2,143
	GERMANY	1,264.70	1,485	68,117	1,587
	HONG KONG, CHINA	630.08	1,162	53,301	1,293
	INDIA	577,235.67	2,157,070	98,944,801	2,172,866
	INDONESIA	201,660.25	742,106	34,040,402	756,732
	JAPAN	1,295,338.70	682,216	31,293,248	697,297
	MALAYSIA	928.82	6,860	314,668	6,882
	MEXICO	243.58	1,214	55,686	3,497
	PEOPLE'S REPUBLIC OF CHINA	672,604.40	1,077,309	49,416,164	1,130,027
	REPUBLIC OF KOREA	26,890.45	40,062	1,837,644	41,963
	SINGAPORE	11,621.14	94,666	4,342,329	101,948
	TAIWAN (REP. OF CHINA)	2,217.12	1,715	78,667	1,839
	THAILAND	268,661.29	779,550	35,757,959	813,282
	TURKEY	491.57	1,346	61,741	1,414
	UNITED STATES OF AMERICA	921.21	25,638	1,176,015	26,296
841829	Other household type refrigerators	663,354.21	1,846,097	84,680,470	1,987,572
	GERMANY	246.25	4,703	215,727	5,092
	INDIA	136,029.51	517,314	23,729,193	542,648
	INDONESIA	37,783.48	141,972	6,512,256	151,119
	JAPAN	1,842.51	3,789	173,801	3,971
	MEXICO	381.06	2,349	107,749	5,642
	PEOPLE'S REPUBLIC OF CHINA	235,049.75	374,486	17,177,673	411,787
	REPUBLIC OF KOREA	12,300.17	48,946	2,245,153	53,146
	SINGAPORE	488.17	3,365	154,353	3,522
	THAILAND	227,834.23	740,221	33,953,937	799,897
	UNITED ARAB EMIRATES, N.E.S.	6,623.31	2,262	103,758	2,623
	UNITED STATES OF AMERICA	4,775.77	6,690	306,870	8,125
841830	Freezers of the chest type, not exceeding 800 l capacity	4,709,671.27	13,283,957	609,335,107	13,911,187
	BRAZIL	48,845.91	212,426	9,743,981	218,847
	FRANCE	2,184.58	60,024	2,753,301	64,131
	HONG KONG, CHINA	265.25	560	25,687	650
	INDIA	645.79	10,851	497,735	11,603
	ISRAEL	141.43	2,554	117,152	4,309
	ITALY	683.10	2,049	93,988	2,145
	JAPAN	36,423.50	104,465	4,791,810	114,500
	MALAYSIA	256,820.10	750,807	34,439,517	809,790
	NEW ZEALAND	6,048.07	40,074	1,838,194	41,177
	PEOPLE'S REPUBLIC OF CHINA	4,208,324.24	11,529,412	528,854,128	12,038,580
	REPUBLIC OF KOREA	484.47	1,812	83,116	1,929
	SINGAPORE	11,150.09	63,238	2,900,727	65,444
	SWITZERLAND	9.31	928	42,567	959
	TAIWAN (REP. OF CHINA)	134,748.32	446,077	20,461,552	468,776
	THAILAND	1,006.45	2,599	119,216	2,991
	UK OF GREAT BRITAIN AND N. IRELAND	163.97	2,673	122,611	2,849
	UNITED STATES OF AMERICA	1,726.69	53,408	2,449,825	62,507
841840	Freezers of the upright type, not exceeding 900 l capacity	685,588.16	2,489,624	114,199,052	2,620,900
	AUSTRALIA	653.49	19,657	901,667	22,008
	DENMARK	2,416.23	27,468	1,259,957	28,059
	GERMANY	2,607.83	11,853	543,697	14,165
	HONG KONG, CHINA	10,965.62	86,944	3,988,121	90,191
	INDONESIA	266,728.22	872,269	40,010,979	914,507
	ITALY	3,999.72	67,236	3,084,116	69,675
	JAPAN	1,447.50	8,191	375,721	8,858
	MALAYSIA	40,168.36	142,654	6,543,539	152,424
	NETHERLANDS	235.03	12,479	572,412	12,831
	NEW ZEALAND	10,097.31	82,256	3,773,083	85,240
	PEOPLE'S REPUBLIC OF CHINA	251,170.27	580,442	26,624,874	611,553

TABLE 8 - Continued

PSCC CODE	COMMODITY AND COUNTRY OF ORIGIN	GROSS WEIGHT (GK)	FOB VALUE		CIF DOLLARS
			DOLLARS	PESOS	
	REPUBLIC OF KOREA	10,007.27	58,607	2,688,303	61,639
	SINGAPORE	1,775.42	38,011	1,743,564	40,945
	TAIWAN (REP. OF CHINA)	60,626.43	304,009	13,944,893	317,756
	THAILAND	8,050.91	42,246	1,937,824	44,880
	UK OF GREAT BRITAIN AND N. IRELAND	56.76	3,913	179,489	4,484
	UNITED STATES OF AMERICA	14,581.79	131,389	6,026,813	141,685
841850	Other refrigerating or freezing chests, cabinets, display counters, show-cases and similar refrigerating or freezing furniture	5,251,551.52	26,813,295	1,229,925,844	28,016,452
	ARGENTINA	198.91	4,972	228,066	5,176
	AUSTRALIA	1,560.93	4,287	196,645	4,513
	BRAZIL	3,070.38	12,866	590,163	15,204
	DENMARK	222,595.22	4,067,453	186,574,069	4,195,604
	FRANCE	2,884.58	46,518	2,133,780	48,712
	GERMANY	18,940.93	349,134	16,014,777	373,024
	GUATEMALA	137.29	882	40,457	2,370
	HONG KONG, CHINA	29,733.30	84,510	3,876,474	90,854
	HUNGARY	777.04	8,664	397,418	9,019
	INDIA	629.63	5,620	257,789	6,004
	INDONESIA	17,624.39	127,712	5,858,150	132,540
	ISRAEL	86.51	732	33,577	1,235
	ITALY	68,800.55	831,556	38,143,473	892,920
	JAPAN	23,279.47	375,290	17,214,552	410,904
	MALAYSIA	60,307.98	245,983	11,283,241	263,766
	NETHERLANDS	6,162.97	15,120	693,554	15,968
	NEW ZEALAND	9,938.67	62,694	2,875,774	70,557
	PEOPLE'S REPUBLIC OF CHINA	2,868,892.96	10,435,265	478,665,605	10,900,004
	POLAND	3,741.31	6,920	317,420	14,875
	PORTUGAL	1,856.70	12,881	590,852	13,262
	REPUBLIC OF KOREA	168,640.74	1,357,189	62,254,260	1,453,866
	SINGAPORE	19,532.76	197,487	9,058,729	203,617
	SPAIN	2,030.22	24,868	1,140,695	29,263
	SWITZERLAND	193.77	3,674	168,526	4,088
	TAIWAN (REP. OF CHINA)	1,448,181.80	5,687,875	260,902,827	5,888,204
	THAILAND	141,814.50	793,389	36,392,754	825,481
	TURKEY	16,943.28	61,212	2,807,795	63,201
	UK OF GREAT BRITAIN AND N. IRELAND	1,380.02	11,617	532,872	11,973
	UNITED ARAB EMIRATES, N.E.S.	7,165.86	31,427	1,441,556	34,517
	UNITED STATES OF AMERICA	93,763.44	1,910,351	87,627,801	1,998,276
	VIETNAM	10,685.41	35,147	1,612,193	37,455
841861	Compression type units whose condensers are heat exchangers	123,024.29	963,635	44,201,934	1,001,192
	AUSTRALIA	69.08	1,605	73,621	1,607
	FRANCE	819.91	13,159	603,603	13,800
	HONG KONG, CHINA	5,522.00	15,480	710,067	17,752
	ITALY	659.88	12,252	561,999	12,360
	JAPAN	1,828.17	81,928	3,758,037	88,305
	MALAYSIA	870.12	6,793	311,595	7,533
	NETHERLANDS	16.12	1,660	76,144	1,976
	PEOPLE'S REPUBLIC OF CHINA	24,150.38	121,805	5,587,195	130,493
	REPUBLIC OF KOREA	15,945.85	214,782	9,852,050	221,156
	SINGAPORE	886.24	11,199	513,698	11,704
	TAIWAN (REP. OF CHINA)	37,073.54	129,000	5,917,230	136,887
	THAILAND	384.61	2,993	137,289	3,191
	UK OF GREAT BRITAIN AND N. IRELAND	4,273.27	10,097	463,149	11,109
	UNITED STATES OF AMERICA	30,525.12	340,882	15,636,257	343,319
841869	Other refrigerating or freezing equipments, n.e.s.	7,410,165.08	56,453,345	2,589,514,934	59,371,097
	AUSTRALIA	37,484.33	231,690	10,627,620	238,735
	AUSTRIA	2,323.15	74,938	3,437,406	77,976
	BELGIUM	504.88	34,536	1,584,166	36,177
	CANADA	19,913.41	331,588	15,209,942	343,514
	CZECH REPUBLIC (CZECHOSLOVAKIA)	1,065.19	8,130	372,923	19,142
	DENMARK	256.17	7,227	331,502	7,917
	FRANCE	26.10	3,884	178,159	4,183
	GERMANY	29,812.72	491,903	22,563,590	504,422
	HONG KONG, CHINA	74,381.01	372,590	17,090,702	403,187
	INDIA	17,760.55	204,522	9,381,424	210,116
	INDONESIA	4,086.76	68,489	3,141,591	71,315

TABLE 8 - Continued

PSCC CODE	COMMODITY AND COUNTRY OF ORIGIN	GROSS WEIGHT (GK)	FOB VALUE		CIF
			DOLLARS	PESOS	DOLLARS
	ISRAEL	19.09	474	21,742	616
	ITALY	112,152.96	1,698,531	77,911,617	1,799,689
	JAMAICA (EXCLUDES CAYMAN IS., TURKS, CAICOS)	900.17	18,227	836,072	20,702
	JAPAN	95,394.14	1,602,552	73,509,061	1,708,074
	LEBANON	101.39	4,900	224,763	6,469
	MALAYSIA	174,436.77	1,164,261	53,404,652	1,200,013
	MEXICO	2,709.38	54,183	2,485,374	54,294
	NETHERLANDS	33,470.15	288,701	13,242,714	292,689
	NETHERLANDS ANTILLES	273.70	5,001	229,396	5,139
	NORWAY	166.63	19,166	879,144	19,398
	PANAMA	38.27	1,732	79,447	2,120
	PEOPLE'S REPUBLIC OF CHINA	3,713,754.70	18,799,617	862,338,433	19,633,611
	POLAND	74.84	1,820	83,483	1,870
	REPUBLIC OF KOREA	395,105.92	3,585,573	164,470,233	3,695,367
	SINGAPORE	44,051.22	978,059	44,863,567	1,027,066
	SPAIN	24,029.34	277,446	12,726,448	291,762
	SWEDEN	32.50	883	40,503	943
	SWITZERLAND	1,024.48	2,172	99,630	2,531
	TAIWAN (REP. OF CHINA)	797,410.20	2,038,566	93,509,022	2,112,910
	THAILAND	457,879.52	4,395,562	201,624,429	4,578,004
	TURKEY	344.77	11,061	507,368	12,613
	UK OF GREAT BRITAIN AND N. IRELAND	788.39	26,447	1,213,124	27,622
	UNITED ARAB EMIRATES, N.E.S.	166,451.96	2,665,401	122,261,945	2,893,111
	UNITED STATES OF AMERICA	1,200,541.32	16,982,114	778,969,570	18,066,344
	VIETNAM	1,399.00	1,399	64,172	1,456
841891	Furniture designed to receive refrigerating or freezing equipment	244,417.43	1,308,858	60,037,315	1,451,616
	BRAZIL	89.63	4,428	203,112	4,779
	CZECH REPUBLIC (CZECHOSLOVAKIA)	312.53	2,382	109,263	5,330
	DENMARK	10,048.09	43,367	1,989,244	46,672
	GERMANY	126,310.71	315,070	14,452,261	349,948
	INDIA	133.64	2,359	108,207	2,574
	ISRAEL	0.42	374	17,155	453
	ITALY	2,481.30	68,128	3,125,032	75,374
	JAPAN	5,157.05	63,998	2,935,588	65,515
	MALAYSIA	2,533.28	29,309	1,344,404	30,340
	MEXICO	19.47	1,370	62,842	1,423
	PEOPLE'S REPUBLIC OF CHINA	48,426.82	184,268	8,452,373	197,327
	PORTUGAL	745.35	4,978	228,341	5,113
	REPUBLIC OF KOREA	11,423.77	101,777	4,668,511	104,902
	SINGAPORE	8,090.24	24,172	1,108,769	27,556
	SPAIN	196.09	10,184	467,140	10,471
	SWEDEN	47.79	11,194	513,469	11,556
	SWITZERLAND	66.48	1,810	83,025	2,142
	TAIWAN (REP. OF CHINA)	2,423.57	15,454	708,875	16,418
	THAILAND	19,000.62	190,056	8,717,868	198,858
	UK OF GREAT BRITAIN AND N. IRELAND	16.66	2,090	95,868	2,233
	UNITED STATES OF AMERICA	6,893.92	232,090	10,645,968	292,632
841899	Parts, n.e.s., of refrigerators and freezers	4,685,232.19	21,833,404	1,001,498,244	23,354,390
	AUSTRALIA	123,959.26	46,102	2,114,698	62,405
	BELGIUM	183,052.06	394,051	18,075,120	433,345
	BRAZIL	69.74	3,821	175,269	4,031
	CANADA	2.70	745	34,173	826
	DENMARK	121,868.64	479,112	21,976,868	533,251
	FRANCE	96.33	12,785	586,448	13,534
	GERMANY	64,172.76	528,064	24,222,295	562,030
	HONG KONG, CHINA	39,198.56	657,042	30,138,516	801,596
	HUNGARY	49.98	1,277	58,576	1,363
	INDIA	5,653.02	55,756	2,557,528	58,181
	INDONESIA	183,280.30	1,057,669	48,515,277	1,118,634
	ITALY	41,477.71	526,890	24,168,445	568,294
	JAMAICA (EXCLUDES CAYMAN IS., TURKS, CAICOS)	75.51	6,171	283,064	6,424
	JAPAN	122,784.02	548,112	25,141,898	610,384
	MALAYSIA	105,677.89	496,449	22,772,115	524,368
	MEXICO	11,292.60	151,549	6,951,553	171,586
	NETHERLANDS	88,178.11	665,783	30,539,467	698,961
	NEW ZEALAND	1,965.42	23,389	1,072,853	24,806
	PAKISTAN, ISLAMIC REP. OF	14.83	275	12,614	297
	PEOPLE'S REPUBLIC OF CHINA	1,996,760.86	7,466,210	342,475,053	7,819,883
	POLAND	295.51	9,888	453,563	11,712
	REPUBLIC OF KOREA	218,183.35	1,233,430	56,577,435	1,431,931

TABLE 8 - *Continued*

PSCC CODE	COMMODITY AND COUNTRY OF ORIGIN	GROSS WEIGHT (GK)	FOB VALUE		CIF DOLLARS
			DOLLARS	PESOS	
	RUSSIAN FEDERATION	12.35	42	1,927	355
	SINGAPORE	192,583.83	1,462,193	67,070,792	1,534,056
	SLOVENIA	306.12	25,747	1,181,015	27,654
	SPAIN	225.25	5,649	259,120	5,738
	SRI LANKA (CEYLON)	1.66	576	26,421	669
	SWEDEN	321.29	15,895	729,103	17,162
	SWITZERLAND	514.82	71,770	3,292,090	76,630
	TAIWAN (REP. OF CHINA)	839,093.27	1,617,548	74,196,928	1,711,713
	THAILAND	122,462.29	1,128,715	51,774,158	1,186,467
	TURKEY	269.71	334	15,321	352
	UK OF GREAT BRITAIN AND N. IRELAND	421.91	36,223	1,661,549	38,142
	UNITED ARAB EMIRATES, N.E.S.	358.18	197	9,036	320
	UNITED STATES OF AMERICA	220,290.61	3,099,565	142,177,046	3,291,546
	VIETNAM	261.74	4,380	200,910	5,744
8419	Machinery, plant or laboratory equipment, whether or not electrically heated (excluding furnaces, ovens and other equipment of heading 85.14), for the treatment of materials by a process involving a change of temperature such as heating, cooking, roasting, distilling, rectifying, sterilising, pasteurising, steaming, drying, evaporating, vapourising, condensing or cooling, other than machinery or plant of a kind used for domestic purposes; instantaneous or storage water heaters, non-electric.	15,103,525.88	140,940,206	6,464,927,263	150,857,296
841911	Instantaneous gas water heaters, non-electric	135,382.23	673,427	30,890,095	711,087
	AUSTRALIA	18,505.56	87,152	3,997,662	88,697
	CANADA	15.83	3,145	144,261	3,149
	HONG KONG, CHINA	10.85	201	9,220	215
	INDIA	0.83	917	42,063	994
	INDONESIA	43.21	421	19,311	472
	ITALY	1,033.11	16,308	748,048	17,084
	JAPAN	15,867.21	21,409	982,030	23,886
	MALAYSIA	12,826.68	77,461	3,553,136	82,778
	NETHERLANDS	0.14	22	1,009	25
	PEOPLE'S REPUBLIC OF CHINA	55,006.33	166,215	7,624,282	174,314
	REPUBLIC OF KOREA	15,312.47	61,127	2,803,896	69,362
	TAIWAN (REP. OF CHINA)	2,531.96	7,104	325,860	7,184
	THAILAND	3,216.97	102,733	4,712,363	106,370
	TURKEY	358.34	2,315	106,189	2,381
	UNITED STATES OF AMERICA	10,652.74	126,897	5,820,765	134,176
841919	Other instantaneous/storage gas water heaters, non-electric	602,270.04	1,850,898	84,900,693	1,973,714
	AUSTRALIA	4,245.50	20,308	931,528	21,709
	GERMANY	95.47	6,181	283,522	7,236
	HONG KONG, CHINA	1,116.78	7,816	358,520	8,199
	ITALY	950.26	6,849	314,164	7,737
	JAPAN	1,447.19	17,153	786,808	18,541
	NEW ZEALAND	843.53	8,446	387,418	8,738
	PEOPLE'S REPUBLIC OF CHINA	552,555.34	911,039	41,789,359	992,630
	REPUBLIC OF KOREA	7,506.86	38,996	1,788,747	40,486
	SINGAPORE	1,364.50	63,478	2,911,736	69,328
	TAIWAN (REP. OF CHINA)	5,486.22	203,107	9,316,519	209,210
	THAILAND	70.94	98	4,495	117
	TURKEY	2,721.69	6,310	289,440	6,589
	UK OF GREAT BRITAIN AND N. IRELAND	368.74	43,239	1,983,373	44,809
	UNITED STATES OF AMERICA	23,497.02	517,878	23,755,064	538,385
841920	Medical, surgical or laboratory sterilisers	329,729.75	5,077,416	232,901,074	5,301,499
	ARGENTINA	26.36	7,246	332,374	7,451
	AUSTRALIA	3,186.16	17,294	793,276	17,782
	BELGIUM	1,852.99	304,965	13,988,745	307,555
	FRANCE	50,614.69	594,902	27,288,155	620,342
	GERMANY	308.42	14,179	650,391	15,948
	HONG KONG, CHINA	263.35	7,022	322,099	7,823
	INDIA	1,711.71	28,234	1,295,094	28,378
	INDONESIA	222.51	28,885	1,324,955	30,798
	ISRAEL	193.24	7,696	353,016	8,029
	ITALY	1,666.73	71,209	3,266,357	73,586
	JAPAN	13,635.92	300,667	13,791,595	328,397
	MALAYSIA	7,702.59	71,073	3,260,119	74,903

TABLE 8 - Continued

PSCC CODE	COMMODITY AND COUNTRY OF ORIGIN	GROSS WEIGHT (GK)	FOB VALUE		CIF DOLLARS
			DOLLARS	PESOS	
	MEXICO	3,673.24	154,821	7,101,639	155,522
	NETHERLANDS	1,167.64	41,033	1,882,184	41,307
	PEOPLE'S REPUBLIC OF CHINA	179,191.15	786,320	36,068,498	833,158
	REPUBLIC OF KOREA	11,940.92	201,648	9,249,594	217,114
	SINGAPORE	2,564.39	128,873	5,911,405	130,757
	SPAIN	3,447.54	169,724	7,785,240	184,749
	SWEDEN	3,289.87	52,875	2,425,376	57,046
	SWITZERLAND	114.60	25,402	1,165,190	27,107
	TAIWAN (REP. OF CHINA)	17,502.52	336,836	15,450,667	351,177
	TURKEY	1,521.38	15,136	694,288	18,163
	UK OF GREAT BRITAIN AND N. IRELAND	154.95	14,454	663,005	16,960
	UNITED STATES OF AMERICA	23,776.88	1,696,922	77,837,812	1,747,447
841931	Driers, for agricultural products	1,616,925.77	4,864,766	223,146,819	5,117,543
	CANADA	176,082.69	130,847	6,001,952	177,528
	FRANCE	8,828.34	578,062	26,515,704	617,613
	GERMANY	18,467.07	23,217	1,064,964	25,795
	HONG KONG, CHINA	1,740.00	870	39,907	980
	INDIA	119,210.40	992,363	45,519,691	1,005,851
	INDONESIA	11,113.73	15,173	695,986	16,063
	ITALY	64,988.83	384,213	17,623,850	398,156
	JAPAN	35,846.63	62,976	2,888,709	65,300
	PEOPLE'S REPUBLIC OF CHINA	354,383.46	702,697	32,232,712	732,953
	PERU	34,423.10	327,619	15,027,884	345,124
	REPUBLIC OF KOREA	44,875.48	122,338	5,611,644	130,999
	SINGAPORE	1,561.14	11,813	541,862	12,394
	SWEDEN	0.87	1,606	73,667	1,698
	TAIWAN (REP. OF CHINA)	599,984.27	1,199,945	55,041,478	1,268,145
	THAILAND	48,980.24	67,834	3,111,546	70,037
	TURKEY	599.65	21,517	986,985	22,109
	TURKS AND CAICOS ISLANDS	14,359.42	25,419	1,165,970	26,118
	UNITED STATES OF AMERICA	1,787.67	31,466	1,443,345	32,378
	VIETNAM	79,692.78	164,791	7,558,963	168,302
841932	Driers, for wood, paper pulp, paper or paperboard	167,240.88	388,989	17,842,926	411,383
	GERMANY	2,049.61	191,343	8,776,903	196,741
	HONG KONG, CHINA	257.38	1,060	48,623	1,107
	JAPAN	17,951.26	16,245	745,158	18,188
	PEOPLE'S REPUBLIC OF CHINA	146,580.29	177,129	8,124,907	192,015
	TAIWAN (REP. OF CHINA)	399.01	2,496	114,492	2,567
	UK OF GREAT BRITAIN AND N. IRELAND	3.33	716	32,843	765
841939	Other drying machines, n.e.s.	659,817.95	7,075,937	324,573,233	7,513,961
	AUSTRALIA	4.16	2,973	136,372	3,176
	BELGIUM	25,869.91	583,806	26,779,181	608,177
	CANADA	10.65	877	40,228	913
	DENMARK	1,344.26	34,227	1,569,992	36,570
	GERMANY	6,096.83	283,391	12,999,145	293,108
	HONG KONG, CHINA	8,975.03	141,589	6,494,687	149,326
	INDIA	820.22	48,416	2,220,842	51,168
	INDONESIA	3,178.84	84,529	3,877,345	87,904
	ISRAEL	136.58	6,396	293,385	6,833
	ITALY	5,870.67	200,983	9,219,090	237,791
	JAPAN	55,435.77	1,002,896	46,002,840	1,076,897
	MALAYSIA	2,530.31	36,770	1,686,640	40,500
	MEXICO	16,522.46	52,212	2,394,964	53,805
	NORWAY	4,524.32	29,463	1,351,468	30,470
	PEOPLE'S REPUBLIC OF CHINA	422,147.57	2,841,257	130,328,459	3,014,311
	POLAND	819.74	8,962	411,087	9,329
	PUERTO RICO	1,184.21	2,177	99,859	2,224
	REPUBLIC OF KOREA	25,535.61	231,312	10,610,282	252,849
	SINGAPORE	10,181.34	302,928	13,895,308	321,185
	SLOVENIA	28.70	367	16,834	444
	SPAIN	584.32	13,199	605,438	13,718
	SWITZERLAND	68.24	23,325	1,069,918	24,272
	TAIWAN (REP. OF CHINA)	41,452.30	675,292	30,975,644	705,934
	THAILAND	715.78	40,272	1,847,277	40,482
	UK OF GREAT BRITAIN AND N. IRELAND	2,688.62	192,741	8,841,030	205,968
	UNITED STATES OF AMERICA	12,127.90	225,387	10,338,503	236,008
	VIETNAM	10,963.61	10,190	467,415	10,599

TABLE 8 - *Continued*

PSCC CODE	COMMODITY AND COUNTRY OF ORIGIN	GROSS WEIGHT (GK)	FOB VALUE		CIF DOLLARS
			DOLLARS	PESOS	
841940	Distilling or rectifying plant	726,289.70	6,062,799	278,100,590	6,306,060
	DENMARK	118.66	10,752	493,194	11,280
	GERMANY	1,652.75	115,668	5,305,691	119,439
	HONG KONG, CHINA	414.54	1,692	77,612	1,695
	INDIA	657,727.78	3,981,014	182,609,112	4,136,376
	INDONESIA	9,428.50	149,133	6,840,731	155,241
	ITALY	280.03	25,700	1,178,859	26,930
	JAPAN	2,913.35	489,320	22,445,108	522,799
	MALAYSIA	2,316.79	5,696	261,276	5,930
	PEOPLE'S REPUBLIC OF CHINA	14,751.04	26,737	1,226,427	27,174
	REPUBLIC OF KOREA	78.30	3,108	142,564	3,356
	SWITZERLAND	188.47	17,564	805,661	19,966
	TAIWAN (REP. OF CHINA)	24.15	1,259	57,750	1,345
	THAILAND	83.19	10,315	473,149	10,815
	TURKEY	73.97	1,420	65,135	2,140
	UK OF GREAT BRITAIN AND N. IRELAND	45.90	6,298	288,889	6,495
	UNITED STATES OF AMERICA	36,192.28	1,217,123	55,829,432	1,255,079
841950	Heat exchange units	4,653,888.88	45,912,949	2,106,026,968	50,257,774
	AUSTRALIA	6,287.03	13,924	638,693	14,576
	AUSTRIA	229,176.58	2,964,831	135,996,798	3,364,566
	BELGIUM	7,732.93	109,672	5,030,655	116,253
	CANADA	3,558.39	100,291	4,600,348	106,948
	CZECH REPUBLIC (CZECHOSLOVAKIA)	4,013.61	39,914	1,830,855	43,844
	DENMARK	422.56	21,225	973,591	24,975
	FINLAND	372.28	5,904	270,816	6,308
	FRANCE	19,630.49	606,062	27,800,063	636,763
	GERMANY	456,248.70	5,389,511	247,216,869	6,076,009
	HONG KONG, CHINA	48,828.08	309,627	14,202,590	321,998
	INDIA	330,980.46	2,700,325	123,863,908	2,950,811
	INDONESIA	4,487.77	31,351	1,438,070	37,185
	IRELAND	81.22	846	38,806	900
	ITALY	14,827.42	375,103	17,205,974	397,833
	JAPAN	86,872.30	1,380,284	63,313,627	1,511,589
	MALAYSIA	383,901.48	2,281,029	104,630,800	2,362,508
	MEXICO	1,772.05	33,708	1,546,186	35,430
	NETHERLANDS	53,735.95	1,153,872	52,928,109	1,171,567
	NORWAY	334.11	19,335	886,896	29,626
	PEOPLE'S REPUBLIC OF CHINA	762,967.06	3,652,275	167,529,854	3,960,427
	PERU	324.50	4,141	189,948	4,418
	REPUBLIC OF KOREA	354,671.20	2,962,064	135,869,875	3,138,564
	ROMANIA	210.44	3,362	154,215	4,179
	SINGAPORE	123,455.00	1,272,024	58,347,741	1,342,946
	SPAIN	1,123.08	8,744	401,087	9,243
	SWEDEN	7,629.54	100,454	4,607,826	113,322
	SWITZERLAND	94.76	2,496	114,492	2,586
	TAIWAN (REP. OF CHINA)	1,435,016.07	17,134,933	785,979,376	18,956,226
	THAILAND	198,937.66	948,513	43,508,292	981,790
	UK OF GREAT BRITAIN AND N. IRELAND	6,328.18	260,793	11,962,575	268,518
	UNITED ARAB EMIRATES, N.E.S.	7,272.93	62,132	2,849,995	63,961
	UNITED STATES OF AMERICA	101,761.11	1,848,237	84,778,632	2,069,268
	VIETNAM	833.94	115,967	5,319,406	132,637
841960	Machinery for liquefying air or other gases	53,918.27	1,215,229	55,742,555	1,291,962
	JAPAN	852.71	9,325	427,738	10,011
	MALAYSIA	4,014.45	43,946	2,015,803	50,286
	NETHERLANDS	17,877.48	919,800	42,191,226	975,938
	PEOPLE'S REPUBLIC OF CHINA	30,039.75	185,137	8,492,235	194,970
	SINGAPORE	1,133.88	57,021	2,615,553	60,757
841981	Other machinery, plant or equipment, for making hot drinks or for cooking or heating food	1,242,580.07	17,499,321	802,693,855	18,299,595
	AUSTRALIA	3,309.49	156,811	7,192,920	159,212
	BELGIUM	1,815.60	64,820	2,973,293	66,627
	CANADA	9,850.34	129,729	5,950,669	137,846
	DENMARK	2,695.31	37,360	1,713,704	39,626
	FRANCE	2,624.27	138,197	6,339,096	149,281
	GERMANY	143,936.53	2,375,555	108,966,708	2,472,753
	HONG KONG, CHINA	56,043.99	241,183	11,063,065	251,512
	INDIA	564.71	6,496	297,972	7,029

TABLE 8 - Continued

PSC CODE	COMMODITY AND COUNTRY OF ORIGIN	GROSS WEIGHT (GK)	FOB VALUE		CIF DOLLARS
			DOLLARS	PESOS	
	INDONESIA	3,184.30	108,857	4,993,271	113,157
	ITALY	51,326.31	1,198,964	54,996,479	1,260,987
	JAPAN	26,668.37	845,349	38,776,159	884,289
	MALAYSIA	13,700.84	130,359	5,979,568	137,651
	NETHERLANDS	745.69	21,500	986,205	23,883
	NEW ZEALAND	3,906.05	65,085	2,985,449	67,750
	PEOPLE'S REPUBLIC OF CHINA	500,544.01	1,861,607	85,391,912	1,940,172
	REPUBLIC OF KOREA	18,070.66	246,341	11,299,662	257,098
	SINGAPORE	6,179.76	137,799	6,320,840	142,265
	SPAIN	409.39	7,589	348,108	8,078
	SWEDEN	15,821.59	1,071,894	49,167,778	1,109,269
	SWITZERLAND	7,691.16	241,400	11,073,018	255,866
	TAIWAN (REP. OF CHINA)	21,869.08	124,518	5,711,640	128,885
	THAILAND	21.23	443	20,320	455
	TURKEY	7,454.56	32,414	1,486,830	37,158
	UK OF GREAT BRITAIN AND N. IRELAND	2,531.41	169,471	7,773,635	177,065
	UNITED STATES OF AMERICA	341,351.14	8,084,276	370,825,740	8,470,227
	VIETNAM	264.28	1,304	59,814	1,454
841989	Other machinery, plant or equipment, n.e.s.	1,339,402.92	16,596,431	761,278,294	17,795,014
	AUSTRALIA	6,604.13	133,419	6,119,929	141,777
	AUSTRIA	2,381.26	5,742	263,386	6,134
	BELGIUM	16.47	637	29,219	680
	CZECH REPUBLIC (CZECHOSLOVAKIA)	68.20	581	26,650	597
	DENMARK	325.56	42,691	1,958,236	45,992
	FRANCE	2,692.89	14,260	654,107	16,433
	GERMANY	20,201.72	465,632	21,358,540	493,192
	HONG KONG, CHINA	11,908.87	76,655	3,516,165	82,215
	INDIA	10,077.72	230,096	10,554,503	239,698
	INDONESIA	643.50	10,884	499,249	10,900
	ISRAEL	63.65	2,029	93,071	2,454
	ITALY	2,954.20	175,730	8,060,736	187,222
	JAPAN	37,715.95	878,581	40,300,511	928,988
	LIECHTENSTEIN	52.21	1,254	57,521	1,254
	MALAYSIA	44,460.77	117,507	5,390,046	118,801
	MALTA	37.90	1,144	52,475	1,188
	NETHERLANDS	118,370.56	2,703,869	124,026,471	2,801,644
	NEW ZEALAND	30.07	1,213	55,640	1,450
	PEOPLE'S REPUBLIC OF CHINA	757,572.46	4,983,164	228,577,733	5,367,214
	PERU	12,321.11	338,397	15,522,270	355,988
	REPUBLIC OF KOREA	40,900.63	1,223,026	56,100,204	1,483,155
	SINGAPORE	21,025.82	384,732	17,647,656	406,564
	SPAIN	9,265.83	397,197	18,219,426	413,464
	SWEDEN	177.77	10,960	502,736	11,853
	SWITZERLAND	2,358.75	150,562	6,906,279	158,068
	TAIWAN (REP. OF CHINA)	26,577.47	677,696	31,085,916	701,545
	THAILAND	21,168.78	370,179	16,980,111	391,231
	TURKEY	78.25	1,565	71,786	2,200
	UK OF GREAT BRITAIN AND N. IRELAND	52,888.88	336,953	15,456,035	369,569
	UNITED ARAB EMIRATES, N.E.S.	3,322.86	2,773	127,198	3,270
	UNITED STATES OF AMERICA	133,138.68	2,857,303	131,064,489	3,050,274
841990	Parts of machinery, plant or laboratory equipments, whether or not electrically heated for the treatment of materials by a process involving a change of temperature	3,576,079.42	33,722,044	1,546,830,161	35,877,704
	AUSTRALIA	1,178.77	79,388	3,641,528	82,177
	AUSTRIA	43.42	2,081	95,456	2,189
	BELGIUM	915.16	60,540	2,776,969	66,873
	BULGARIA	0.87	367	16,834	413
	CAMBODIA (DEMOCRATIC KAMPUCHEA)	210.00	42	1,927	51
	CANADA	25.67	14,573	668,464	15,191
	COLOMBIA	92,167.64	545,587	25,026,076	627,854
	DENMARK	247,121.13	279,019	12,798,601	288,067
	FINLAND	79.65	6,861	314,714	6,996
	FRANCE	255.98	52,715	2,418,037	56,783
	GERMANY	58,379.21	1,315,337	60,334,508	1,376,575
	HONG KONG, CHINA	29,110.34	850,846	39,028,306	887,354
	HUNGARY	2,137.31	88,103	4,041,285	105,068
	INDIA	301,472.20	2,218,189	101,748,330	2,381,058
	INDONESIA	9,844.19	50,536	2,318,087	53,706
	IRELAND	3.48	757	34,724	825
	ISRAEL	140,941.33	144,930	6,647,940	148,483

TABLE 8 - *Continued*

PSCC CODE	COMMODITY AND COUNTRY OF ORIGIN	GROSS WEIGHT (GK)	FOB VALUE		CIF DOLLARS
			DOLLARS	PESOS	
	ITALY	32,834.93	1,186,264	54,413,930	1,227,197
	JAPAN	153,053.49	10,530,570	483,037,247	11,092,758
	MALAYSIA	184,298.08	1,048,480	48,093,777	1,103,537
	MEXICO	26.83	35,077	1,608,982	36,420
	MYANMAR, UNION OF (BURMA)	139.29	15,789	724,241	15,827
	NETHERLANDS	10,157.12	883,796	40,539,722	942,890
	PEOPLE'S REPUBLIC OF CHINA	1,667,902.30	4,250,279	194,960,299	4,624,472
	POLAND	33.31	6,189	283,889	6,612
	REPUBLIC OF KOREA	81,309.14	731,488	33,553,354	766,435
	SINGAPORE	38,254.29	1,276,600	58,557,641	1,381,831
	SLOVENIA	74.33	821	37,659	1,412
	SOUTH AFRICA, REP. OF	4.35	691	31,696	777
	SPAIN	5,093.13	165,179	7,576,761	169,881
	SWEDEN	4,384.87	132,394	6,072,913	147,331
	SWITZERLAND	1,020.84	154,334	7,079,301	166,279
	TAIWAN (REP. OF CHINA)	71,911.53	614,180	28,172,436	663,009
	THAILAND	105,439.91	1,007,818	46,228,612	1,041,998
	TURKEY	4,381.81	32,095	1,472,197	41,333
	UK OF GREAT BRITAIN AND N. IRELAND	1,697.91	294,238	13,496,697	310,251
	UNITED ARAB EMIRATES, N.E.S.	14.14	2,071	94,997	2,454
	UNITED STATES OF AMERICA	264,288.89	5,407,425	248,038,586	5,780,335
	UZBEKISTAN	11.86	1,215	55,732	1,358
	VIETNAM	65,860.72	235,180	10,787,706	253,644
8420	Calendering or other rolling machines, other than for metals or glass, and cylinders therefor.	620,219.93	6,311,961	289,529,652	6,607,628
842010	Calendering or other rolling machines	102,992.54	1,593,282	73,083,846	1,648,520
	HONG KONG, CHINA	2,601.14	56,889	2,609,498	59,087
	ITALY	950.15	21,029	964,601	21,905
	JAPAN	10,221.59	670,993	30,778,449	693,869
	MALAYSIA	2,447.27	9,984	457,966	11,200
	PEOPLE'S REPUBLIC OF CHINA	25,764.22	127,505	5,848,655	134,196
	REPUBLIC OF KOREA	28,627.43	591,698	27,141,187	608,464
	SWITZERLAND	91.62	3,645	167,196	3,894
	TAIWAN (REP. OF CHINA)	32,192.90	98,048	4,497,462	101,704
	UNITED STATES OF AMERICA	96.22	13,491	618,832	14,201
842091	Parts of calendering or other rolling machines	55,377.75	664,043	30,459,652	710,316
	AUSTRALIA	313.33	1,873	85,915	1,873
	BELGIUM	4,575.68	10,062	461,544	10,474
	GERMANY	17.31	1,053	48,301	1,341
	HONG KONG, CHINA	1,221.54	37,242	1,708,290	41,038
	INDIA	31.72	2,623	120,317	2,787
	JAPAN	7,957.56	165,406	7,587,174	175,534
	MALAYSIA	30,088.52	309,141	14,180,297	330,178
	PEOPLE'S REPUBLIC OF CHINA	7,909.81	42,057	1,929,154	46,387
	REPUBLIC OF KOREA	1,635.42	2,316	106,235	2,722
	SPAIN	1,164.55	18,988	870,980	20,445
	SWITZERLAND	0.83	12,267	562,687	13,109
	TAIWAN (REP. OF CHINA)	388.11	58,816	2,697,890	61,944
	UNITED STATES OF AMERICA	73.37	2,199	100,868	2,484
842099	Other parts of calendering or other machines	461,849.64	4,054,636	185,986,154	4,248,792
	AUSTRALIA	1.87	273	12,523	283
	BELGIUM	12.69	22	1,009	24
	FRANCE	22.94	1,209	55,457	1,258
	GERMANY	1.80	160	7,339	164
	HONG KONG, CHINA	5,013.82	38,838	1,781,499	41,666
	INDONESIA	335.01	3,237	148,481	3,460
	ITALY	465.34	29,607	1,358,074	31,238
	JAPAN	1,732.38	74,874	3,434,470	77,542
	PEOPLE'S REPUBLIC OF CHINA	362,208.82	1,091,485	50,066,417	1,120,897
	REPUBLIC OF KOREA	4,556.48	66,823	3,065,171	69,291
	SINGAPORE	1,024.24	24,165	1,108,448	24,439
	SOUTH AFRICA, REP. OF	23.37	303	13,899	313
	SPAIN	16,394.08	412,628	18,927,246	424,266
	SWITZERLAND	213.69	14,268	654,473	14,853
	TAIWAN (REP. OF CHINA)	69,794.42	2,285,305	104,826,941	2,426,934
	UNITED STATES OF AMERICA	48.69	11,439	524,707	12,164

TABLE 8 - *Continued*

PSC CODE	COMMODITY AND COUNTRY OF ORIGIN	GROSS WEIGHT (GK)	FOB VALUE		CIF
			DOLLARS	PESOS	DOLLARS
8421	Centrifuges, including centrifugal dryers; filtering or purifying machinery and apparatus, for liquids or gases.	15,756,427.85	114,473,869	5,250,916,373	121,254,501
842111	Cream separators	14,442.23	401,096	18,398,273	428,606
	AUSTRALIA	1,473.80	247,187	11,338,468	265,215
	INDIA	100.14	2,856	131,005	3,213
	JAPAN	5,272.46	24,262	1,112,898	26,387
	PEOPLE'S REPUBLIC OF CHINA	7,424.77	106,868	4,902,035	113,066
	REPUBLIC OF KOREA	151.38	19,181	879,832	19,949
	TAIWAN (REP. OF CHINA)	2.18	582	26,696	605
	THAILAND	17.50	160	7,339	171
842112	Clothes-dryers, centrifugal type	158,148.98	348,322	15,977,530	361,574
	PEOPLE'S REPUBLIC OF CHINA	151,751.37	335,019	15,367,322	346,339
	REPUBLIC OF KOREA	80.02	1,344	61,649	1,399
	UNITED STATES OF AMERICA	6,317.59	11,959	548,559	13,836
842119	Other centrifuges	575,278.65	6,736,911	309,022,107	7,072,460
	ARGENTINA	623.15	28,739	1,318,258	29,481
	AUSTRALIA	18.02	222	10,183	229
	BELGIUM	2,000.56	54,389	2,494,823	63,562
	BRAZIL	5,667.56	462,242	21,203,041	475,350
	CANADA	8,769.38	23,306	1,069,046	24,666
	DENMARK	113.19	5,970	273,844	7,561
	FRANCE	42,624.92	394,871	18,112,733	409,220
	GERMANY	49,799.53	1,392,591	63,878,149	1,453,442
	HONG KONG, CHINA	133,392.06	115,206	5,284,499	119,954
	INDIA	7,979.76	213,084	9,774,163	224,387
	ISRAEL	116.17	4,462	204,672	5,464
	ITALY	965.47	13,888	637,042	15,249
	JAPAN	15,196.89	246,271	11,296,451	259,545
	LIECHTENSTEIN	0.83	334	15,321	362
	MALAYSIA	8,066.39	90,115	4,133,575	92,778
	NETHERLANDS	738.74	73,098	3,353,005	78,380
	PEOPLE'S REPUBLIC OF CHINA	147,232.63	676,492	31,030,688	717,469
	REPUBLIC OF KOREA	10,657.13	182,740	8,382,284	186,916
	SINGAPORE	8,086.58	314,128	14,409,051	339,294
	SPAIN	60.93	3,015	138,298	3,018
	SWEDEN	37,034.14	1,036,235	47,532,100	1,075,477
	TAIWAN (REP. OF CHINA)	28,529.90	115,328	5,290,096	129,733
	THAILAND	1,676.25	33,756	1,548,387	35,576
	TURKEY	57.66	1,219	55,916	1,275
	UK OF GREAT BRITAIN AND N. IRELAND	9,429.96	291,045	13,350,234	335,849
	UNITED STATES OF AMERICA	56,440.85	964,165	44,226,248	988,223
842121	Machinery and apparatus for filtering or purifying water	3,092,740.60	24,094,801	1,105,228,527	25,815,118
	AUSTRALIA	20,811.29	107,353	4,924,282	110,097
	AUSTRIA	48.07	5,431	249,120	5,593
	BELGIUM	639.63	24,226	1,111,247	24,983
	BRAZIL	3,087.24	9,350	428,885	9,616
	CANADA	3,695.64	75,903	3,481,671	78,822
	CZECH REPUBLIC (CZECHOSLOVAKIA)	229.97	27,933	1,281,287	28,726
	DENMARK	1,537.14	91,031	4,175,593	98,482
	FINLAND	415.66	2,167	99,401	5,708
	FRANCE	22,235.70	371,896	17,058,870	407,835
	GERMANY	39,302.00	859,392	39,420,311	915,761
	GREECE	15,214.80	147,240	6,753,899	174,990
	HONG KONG, CHINA	79,680.20	83,423	3,826,613	86,434
	INDIA	362,103.18	2,128,707	97,643,790	2,248,415
	ISRAEL	4,064.40	17,026	780,982	19,183
	ITALY	8,874.63	168,269	7,718,499	185,264
	JAPAN	49,017.33	1,644,264	75,422,390	1,728,965
	MALAYSIA	166,353.16	1,852,688	84,982,800	1,972,594
	NAURU, REP. OF	82.33	2,233	102,428	2,695
	NETHERLANDS	24,056.18	990,391	45,429,234	1,067,848
	PEOPLE'S REPUBLIC OF CHINA	1,063,317.86	3,108,918	142,606,069	3,258,597
	REPUBLIC OF KOREA	155,324.56	1,343,609	61,631,344	1,416,231
	RUSSIAN FEDERATION	146.17	2,919	133,895	4,472
	SEYCHELLES REPUBLIC	44.34	3,680	168,802	3,783
	SINGAPORE	128,855.34	874,031	40,091,803	944,064

TABLE 8 - Continued

PSCC CODE	COMMODITY AND COUNTRY OF ORIGIN	GROSS WEIGHT (GK)	FOB VALUE		CIF DOLLARS
			DOLLARS	PESOS	
	SPAIN	73.51	4,203	192,791	4,392
	SWITZERLAND	18.72	957	43,898	1,076
	TAIWAN (REP. OF CHINA)	679,083.98	6,315,608	289,696,939	6,913,575
	THAILAND	36,682.66	549,334	25,197,951	574,280
	TURKEY	342.09	4,414	202,470	10,140
	UK OF GREAT BRITAIN AND N. IRELAND	1,700.31	66,805	3,064,345	71,848
	UNITED STATES OF AMERICA	225,702.51	3,211,400	147,306,918	3,440,649
842122	Machinery and apparatus for filtering or purifying beverages other than water	170,852.29	2,057,076	94,358,077	2,170,209
	BELGIUM	7,657.39	56,733	2,602,343	56,841
	DENMARK	292.55	2,290	105,043	2,339
	FRANCE	46,584.68	1,057,635	48,513,717	1,088,147
	GERMANY	164.46	10,486	480,993	11,546
	HONG KONG, CHINA	21.42	616	28,256	760
	INDIA	4,784.04	8,788	403,106	8,819
	ITALY	6,854.42	188,719	8,656,540	226,434
	JAPAN	3,382.60	13,597	623,694	14,887
	MALAYSIA	5,127.81	18,924	868,044	20,181
	PEOPLE'S REPUBLIC OF CHINA	63,259.33	349,382	16,026,153	366,088
	REPUBLIC OF KOREA	6,742.40	34,994	1,605,175	36,189
	SINGAPORE	560.63	24,464	1,122,163	24,963
	SPAIN	57.32	132	6,055	152
	SWITZERLAND	28.72	8,781	402,784	9,141
	TAIWAN (REP. OF CHINA)	11,790.71	134,164	6,154,103	135,469
	THAILAND	770.17	2,212	101,464	2,219
	UNITED STATES OF AMERICA	12,773.64	145,159	6,658,444	166,034
842123	Oil or petrol-filters for internal combustion engines	3,250,840.45	12,743,339	584,536,960	13,392,078
	AUSTRALIA	1,028.64	42,969	1,970,988	46,476
	AUSTRIA	59.09	3,223	147,839	3,626
	BELGIUM	7,235.94	226,615	10,394,830	239,181
	CANADA	148.53	12,806	587,411	14,615
	CHILE	9.50	1,789	82,061	1,792
	CZECH REPUBLIC (CZECHOSLOVAKIA)	2.33	1,119	51,329	1,200
	DENMARK	1,968.25	58,070	2,663,670	62,292
	ECUADOR	0.01	58	2,660	60
	EGYPT ARAB REPUBLIC	940.19	16,885	774,515	20,020
	ETHIOPIA	0.87	967	44,356	1,095
	FINLAND	38.32	2,136	97,978	2,239
	FRANCE	808.13	34,325	1,574,488	37,914
	GERMANY	11,010.27	259,353	11,896,522	279,349
	HONG KONG, CHINA	9,576.19	49,468	2,269,098	51,732
	INDIA	16,432.44	126,164	5,787,143	131,550
	INDONESIA	133,494.01	310,990	14,265,110	323,079
	ITALY	4,046.18	45,304	2,078,094	50,811
	JAPAN	1,812,944.12	4,143,745	190,073,583	4,332,504
	KENYA	51.34	630	28,898	660
	MALAYSIA	156,575.28	976,098	44,773,616	1,008,240
	MEXICO	59.28	4,603	211,140	4,857
	NETHERLANDS	972.54	61,579	2,824,629	64,623
	NEW ZEALAND	7.09	791	36,283	814
	PEOPLE'S REPUBLIC OF CHINA	425,867.55	809,857	37,148,140	860,651
	POLAND	3.34	183	8,394	246
	REPUBLIC OF KOREA	98,688.48	553,814	25,403,448	585,423
	SINGAPORE	289,785.17	2,123,014	97,382,652	2,240,391
	SPAIN	57.02	3,123	143,252	3,298
	SWEDEN	2,693.71	107,580	4,934,695	117,398
	SWITZERLAND	459.20	14,305	656,170	16,167
	TAIWAN (REP. OF CHINA)	18,121.63	194,785	8,934,789	201,401
	THAILAND	186,478.85	1,747,687	80,166,403	1,807,384
	TURKEY	0.01	39	1,789	43
	UK OF GREAT BRITAIN AND N. IRELAND	17,111.99	192,856	8,846,305	215,849
	UNITED ARAB EMIRATES, N.E.S.	1,220.50	5,659	259,579	5,892
	UNITED STATES OF AMERICA	50,208.03	610,022	27,981,710	658,314
	VIETNAM	2,736.43	728	33,393	892
842129	Other filtering or purifying machinery and apparatus for liquids, n.e.s.	1,049,630.13	10,897,838	499,883,828	11,572,771
	AUSTRALIA	151,757.28	343,404	15,751,941	365,399
	AUSTRIA	26.85	2,628	120,546	2,748

TABLE 8 - Continued

PSCC CODE	COMMODITY AND COUNTRY OF ORIGIN	GROSS WEIGHT (GK)	FOB VALUE		CIF DOLLARS
			DOLLARS	PESOS	
	BELGIUM	1,544.43	58,431	2,680,229	62,439
	CANADA	3,693.19	76,691	3,517,816	80,979
	DENMARK	1,376.72	24,252	1,112,439	29,963
	FINLAND	113.26	3,867	177,379	4,090
	FRANCE	2,819.70	147,551	6,768,165	163,520
	GERMANY	245,027.62	3,821,107	175,274,178	3,981,940
	HONG KONG, CHINA	11,870.02	256,739	11,776,618	265,234
	HUNGARY	106.96	594	27,247	634
	ICELAND	39.14	6,012	275,770	6,423
	INDIA	21,097.78	347,163	15,924,366	366,960
	INDONESIA	32.51	901	41,329	944
	IRELAND	4.17	220	10,091	377
	ITALY	1,935.06	39,784	1,824,893	42,935
	JAPAN	7,875.17	128,384	5,888,974	136,077
	MALAYSIA	105,154.93	987,227	45,284,102	1,029,884
	MEXICO	885.65	7,317	335,631	7,325
	NETHERLANDS	637.16	28,053	1,286,792	30,846
	NEW ZEALAND	149.93	21,016	964,004	22,220
	PEOPLE'S REPUBLIC OF CHINA	244,800.53	1,602,360	73,500,253	1,693,359
	POLAND	81.86	644	29,540	1,826
	PORTUGAL	10,072.27	104,024	4,771,581	104,344
	REPUBLIC OF KOREA	27,493.76	380,409	17,449,361	400,517
	SINGAPORE	44,819.94	739,115	33,903,204	777,491
	SLOVAK REPUBLIC (SLOVAKIA)	49,513.40	466,941	21,418,584	610,974
	SLOVENIA	8,713.15	96,863	4,443,106	100,585
	SPAIN	371.54	45,425	2,083,645	48,019
	SWEDEN	134.50	15,794	724,471	15,837
	SWITZERLAND	1,415.85	11,060	507,322	13,343
	TAIWAN (REP. OF CHINA)	52,453.94	166,699	7,646,483	177,151
	THAILAND	1,131.14	8,733	400,583	8,935
	TURKEY	28.71	1,305	59,860	2,273
	UK OF GREAT BRITAIN AND N. IRELAND	3,283.38	154,438	7,084,072	159,346
	UNITED ARAB EMIRATES, N.E.S.	4,286.39	22,486	1,031,433	23,120
	UNITED STATES OF AMERICA	44,640.41	777,498	35,663,833	831,799
	VIETNAM	241.83	2,703	123,987	2,915
842131	Intake air filters for internal combustion engines	919,073.69	7,703,504	353,359,729	8,081,772
	AUSTRALIA	1,221.41	111,262	5,103,588	118,411
	AUSTRIA	55.08	2,827	129,674	3,275
	BELGIUM	16,653.81	169,786	7,788,084	193,526
	CANADA	4.27	5,091	233,524	5,311
	DENMARK	969.06	18,710	858,228	19,674
	FINLAND	256.98	14,151	649,106	14,210
	FRANCE	1,106.81	8,659	397,188	8,869
	GERMANY	35,046.10	409,241	18,771,884	414,386
	HONG KONG, CHINA	12,456.37	100,410	4,605,807	113,436
	INDIA	5,926.38	42,070	1,929,751	44,420
	INDONESIA	191,350.98	434,169	19,915,332	450,473
	ITALY	19,493.14	230,754	10,584,686	236,637
	JAPAN	110,023.44	1,937,728	88,883,583	2,027,818
	KENYA	12.20	149	6,835	156
	LATVIA (LATVIAN SOVIET SOCIALIST REP.)	14.92	2,994	137,335	3,117
	MALAYSIA	41,009.37	273,313	12,536,867	288,355
	MEXICO	5,031.06	42,796	1,963,052	42,884
	NETHERLANDS	1,123.52	135,956	6,236,302	144,359
	NEW ZEALAND	40.09	71	3,257	81
	PEOPLE'S REPUBLIC OF CHINA	238,499.68	440,286	20,195,919	470,924
	REPUBLIC OF KOREA	78,539.40	337,688	15,489,748	357,680
	SINGAPORE	60,335.81	583,482	26,764,320	613,671
	SPAIN	74.97	1,836	84,217	1,900
	SWEDEN	437.17	9,364	429,527	10,091
	SWITZERLAND	679.21	24,972	1,145,466	27,521
	TAIWAN (REP. OF CHINA)	4,554.36	40,818	1,872,322	43,019
	THAILAND	63,443.44	1,698,143	77,893,819	1,769,066
	UK OF GREAT BRITAIN AND N. IRELAND	1,079.91	29,497	1,353,028	33,265
	UNITED ARAB EMIRATES, N.E.S.	266.32	797	36,558	873
	UNITED STATES OF AMERICA	29,368.43	596,484	27,360,722	624,364
842139	Other filtering or purifying machinery and apparatus for gases, n.e.s.	1,824,483.85	14,023,194	643,243,906	14,782,327
	AUSTRALIA	2,551.70	72,126	3,308,420	77,428
	AUSTRIA	32.32	1,251	57,383	1,330

TABLE 8 - *Continued*

PSCC CODE	COMMODITY AND COUNTRY OF ORIGIN	GROSS WEIGHT (GK)	FOB VALUE		CIF
			DOLLARS	PESOS	DOLLARS
	BELGIUM	3,512.45	68,682	3,150,444	71,884
	CANADA	2,582.58	24,322	1,115,649	27,052
	DENMARK	308.64	6,131	281,229	7,597
	FINLAND	147.63	10,637	487,919	11,073
	FRANCE	935.31	26,867	1,232,390	30,070
	GERMANY	38,703.20	654,655	30,029,025	719,318
	HONG KONG, CHINA	29,360.43	108,269	4,966,298	113,716
	INDIA	206,442.98	490,945	22,519,647	515,351
	INDONESIA	3,262.58	2,977	136,555	3,244
	IRELAND	205.76	10,570	484,846	10,868
	ISRAEL	6.92	1,450	66,512	1,554
	ITALY	16,203.44	102,143	4,685,300	107,753
	JAPAN	55,928.66	1,472,489	67,543,070	1,583,747
	MALAYSIA	57,966.99	340,227	15,606,213	357,466
	NETHERLANDS	805.27	41,704	1,912,963	44,367
	PEOPLE'S REPUBLIC OF CHINA	842,398.50	4,121,976	189,075,039	4,337,417
	POLAND	3.58	665	30,504	727
	REPUBLIC OF KOREA	66,681.22	353,864	16,231,742	373,563
	SINGAPORE	70,362.81	684,450	31,395,721	727,007
	SLOVAK REPUBLIC (SLOVAKIA)	784.03	14,022	643,189	26,549
	SLOVENIA	13.50	2,274	104,308	2,413
	SOUTH AFRICA, REP. OF	25,001.25	17,740	813,734	20,551
	SPAIN	2,326.36	49,815	2,285,014	62,505
	SWEDEN	486.31	8,732	400,537	9,569
	SWITZERLAND	1,077.10	43,741	2,006,400	46,017
	TAIWAN (REP. OF CHINA)	315,464.39	3,399,105	155,916,945	3,466,471
	THAILAND	26,092.46	547,038	25,092,632	586,638
	TURKEY	338.98	7,192	329,897	9,129
	UK OF GREAT BRITAIN AND N. IRELAND	920.81	50,572	2,319,737	55,021
	UNITED ARAB EMIRATES, N.E.S.	206.53	4,303	197,379	4,597
	UNITED STATES OF AMERICA	53,369.16	1,282,260	58,817,265	1,370,335
842191	Parts of centrifuges, including centrifugal driers, filtering or purifying machinery and apparatus, for liquids or gases	763,244.19	5,667,685	259,976,714	6,015,337
	ARGENTINA	44.78	425	19,495	1,202
	AUSTRALIA	19,857.33	10,581	485,350	13,438
	AUSTRIA	1.04	4,065	186,462	4,222
	BELGIUM	94.10	3,003	137,748	3,688
	BRAZIL	0.83	4,421	202,791	7,199
	DENMARK	109.93	5,780	265,129	7,127
	FRANCE	110.53	8,701	399,115	9,009
	GERMANY	16,501.38	771,644	35,395,311	805,295
	HONG KONG, CHINA	14,885.22	25,565	1,172,666	28,045
	INDIA	1,577.61	13,466	617,686	18,519
	ITALY	260.10	40,918	1,876,909	42,482
	JAPAN	8,584.50	301,315	13,821,320	322,627
	MALAYSIA	701.61	32,841	1,506,417	35,326
	MEXICO	361.07	323,440	14,836,193	336,274
	NETHERLANDS	355.32	31,686	1,453,437	32,967
	PEOPLE'S REPUBLIC OF CHINA	589,710.02	727,869	33,387,350	772,657
	REPUBLIC OF KOREA	2,970.78	327,914	15,041,416	332,307
	SINGAPORE	13,310.98	1,192,219	54,687,086	1,290,456
	SPAIN	3.44	1,763	80,869	1,835
	SWEDEN	1,443.64	147,122	6,748,486	154,065
	SWITZERLAND	193.29	50,346	2,309,371	53,431
	TAIWAN (REP. OF CHINA)	63,290.31	342,347	15,703,457	374,669
	THAILAND	13,454.79	322,587	14,797,066	344,651
	UK OF GREAT BRITAIN AND N. IRELAND	8,108.46	330,602	15,164,714	344,618
	UNITED ARAB EMIRATES, N.E.S.	362.88	2,806	128,711	2,810
	UNITED STATES OF AMERICA	5,711.84	643,708	29,526,885	675,851
	VIETNAM	1,238.41	551	25,274	567
842199	Other parts of centrifuges, including centrifugal driers, filtering or purifying machinery and apparatus, for liquids or gases, n.e.s	3,937,692.79	29,800,103	1,366,930,722	31,562,249
	ANDORRA	0.74	297	13,623	305
	ARGENTINA	6,188.68	49,568	2,273,684	50,966
	AUSTRALIA	1,566.86	121,718	5,583,205	126,315
	AUSTRIA	147.17	5,041	231,231	5,277
	BELGIUM	5,300.41	295,541	13,556,466	323,987
	BULGARIA	1.79	156	7,156	161
	CANADA	598.53	23,898	1,096,200	24,668
	CYPRUS	0.28	75	3,440	79

TABLE 8 - Continued

PSCC CODE	COMMODITY AND COUNTRY OF ORIGIN	GROSS WEIGHT (GK)	FOB VALUE		CIF DOLLARS
			DOLLARS	PESOS	
	CZECH REPUBLIC (CZECHOSLOVAKIA)	6.30	1,354	62,108	1,392
	DENMARK	2,202.82	49,232	2,258,272	54,593
	FINLAND	1,255.50	70,988	3,256,220	83,095
	FRANCE	6,197.95	344,207	15,788,775	383,891
	GERMANY	196,043.39	3,588,217	164,591,514	3,707,723
	HONG KONG, CHINA	13,984.16	172,966	7,933,950	184,148
	HUNGARY	17.10	651	29,861	678
	ICELAND	60.94	3,773	173,068	4,315
	INDIA	67,604.40	1,637,603	75,116,850	1,730,477
	INDONESIA	32.90	7,933	363,887	8,288
	IRELAND	128.03	8,605	394,711	9,402
	ISRAEL	4,525.08	37,463	1,718,427	39,747
	ITALY	4,995.07	141,516	6,491,339	157,947
	JAPAN	145,629.97	2,498,533	114,607,709	2,658,040
	LIECHTENSTEIN	0.85	1,593	73,071	1,638
	MALAYSIA	64,067.63	907,610	41,632,071	941,028
	MEXICO	445.62	3,738	171,462	3,798
	NETHERLANDS	12,311.37	828,699	38,012,423	889,659
	NEW ZEALAND	2,629.24	155,472	7,131,500	165,406
	NORWAY	98.51	24,958	1,144,823	26,727
	PEOPLE'S REPUBLIC OF CHINA	1,699,733.40	3,215,985	147,517,233	3,434,097
	POLAND	22.61	6,717	308,109	7,091
	REPUBLIC OF KOREA	129,165.35	1,265,109	58,030,550	1,336,206
	SINGAPORE	456,356.74	5,372,773	246,449,097	5,616,824
	SLOVENIA	919.46	15,061	690,847	16,269
	SOUTH AFRICA, REP. OF	174.72	6,455	296,091	6,637
	SPAIN	349.15	15,759	722,865	20,041
	SWEDEN	845.02	63,240	2,900,819	66,932
	SWITZERLAND	4,480.12	149,438	6,854,721	154,843
	TAIWAN (REP. OF CHINA)	817,026.29	2,919,248	133,905,906	3,252,985
	THAILAND	67,206.54	904,737	41,500,286	944,505
	TURKEY	1,210.83	4,581	210,130	4,993
	UK OF GREAT BRITAIN AND N. IRELAND	13,998.76	271,986	12,475,998	289,139
	UNITED ARAB EMIRATES, N.E.S.	2,173.69	15,161	695,435	16,729
	UNITED STATES OF AMERICA	204,073.34	4,589,573	210,523,713	4,807,940
	VIETNAM	3,915.48	2,875	131,876	3,268
8422	Dish washing machines; machinery for cleaning or drying bottles or other containers; machinery for filling, closing, sealing, or labelling bottles, cans, boxes, bags or other containers; machinery for capsuling bottles, jars, tubes and similar containers; other packing or wrapping machinery (including heat-shrink wrapping machinery); machinery for aerating beverages.	7,123,701.40	107,628,329	4,936,911,448	111,804,628
842211	Dishwashing machines, of household type	220,025.96	1,991,054	91,329,648	2,100,427
	FRANCE	336.51	392	17,981	479
	GERMANY	6,454.71	93,977	4,310,725	97,722
	ITALY	18,171.62	152,696	7,004,166	163,977
	JAPAN	91,857.22	1,194,442	54,789,055	1,235,954
	NETHERLANDS	26.31	133	6,101	137
	PEOPLE'S REPUBLIC OF CHINA	85,341.09	394,562	18,098,559	424,464
	POLAND	1,997.01	11,764	539,615	30,539
	REPUBLIC OF KOREA	3,814.82	4,736	217,240	5,129
	SINGAPORE	318.82	3,224	147,885	3,232
	TAIWAN (REP. OF CHINA)	9,771.65	114,874	5,269,270	118,094
	THAILAND	1,878.12	9,723	445,994	9,743
	UNITED STATES OF AMERICA	58.08	10,531	483,057	10,957
842219	Dishwashing machines, not of household type	121,813.04	2,073,772	95,123,923	2,181,395
	CANADA	2,925.15	63,522	2,913,754	67,648
	CZECH REPUBLIC (CZECHOSLOVAKIA)	75.70	15,617	716,352	17,869
	DEMOCRATIC PEOPLE'S REP. OF KOREA	872.85	11,307	518,652	11,799
	GERMANY	24,725.60	719,231	32,991,126	757,263
	HONG KONG, CHINA	1,100.77	14,149	649,015	14,512
	INDONESIA	91.82	2,718	124,675	2,830
	ITALY	7,681.27	80,156	3,676,756	85,950
	JAPAN	11,852.15	76,010	3,486,579	83,882
	MALAYSIA	1,647.05	9,211	422,509	9,211
	PEOPLE'S REPUBLIC OF CHINA	30,413.31	229,534	10,528,725	239,303
	REPUBLIC OF KOREA	5,916.01	41,244	1,891,862	42,414
	SINGAPORE	11,316.11	248,222	11,385,943	258,240

TABLE 8 - *Continued*

PSCC CODE	COMMODITY AND COUNTRY OF ORIGIN	GROSS WEIGHT (GK)	FOB VALUE		CIF DOLLARS
			DOLLARS	PESOS	
	SPAIN	290.62	4,491	206,002	4,710
	TAIWAN (REP. OF CHINA)	7,179.56	17,289	793,046	18,019
	THAILAND	2,555.92	282,963	12,979,513	293,370
	TURKEY	753.33	2,289	104,996	2,423
	UNITED STATES OF AMERICA	12,415.82	255,819	11,734,418	271,952
842220	Machinery for cleaning or drying bottles or other containers	370,539.02	2,456,421	112,676,033	2,588,368
	DENMARK	0.83	295	13,532	315
	GERMANY	7,613.47	151,778	6,962,057	157,829
	HONG KONG, CHINA	0.83	88,711	4,069,174	101,463
	INDIA	6,198.33	125,503	5,756,823	132,418
	ITALY	3,522.24	57,768	2,649,818	61,345
	JAPAN	13,206.53	221,575	10,163,645	226,883
	MALAYSIA	0.09	142	6,514	146
	PEOPLE'S REPUBLIC OF CHINA	208,793.43	846,946	38,849,413	890,284
	REPUBLIC OF KOREA	1,527.82	8,885	407,555	9,691
	SINGAPORE	9,649.51	267,277	12,259,996	285,594
	TAIWAN (REP. OF CHINA)	115,417.13	402,045	18,441,804	426,599
	THAILAND	2,657.42	258,362	11,851,065	266,054
	UNITED STATES OF AMERICA	1,951.39	27,134	1,244,637	29,747
842230	Machinery for filling, closing, sealing, or labelling bottles, cans, boxes, bags or other containers; machinery for capsuling bottles, jars, tubes and similar containers; machinery for aerating beverages	3,539,915.34	42,153,671	1,933,588,887	43,638,270
	AUSTRALIA	3,533.59	17,467	801,211	17,843
	AUSTRIA	557.51	14,411	661,033	15,647
	BELGIUM	22,120.21	36,900	1,692,603	39,599
	CANADA	2,007.68	68,230	3,129,710	70,697
	DENMARK	6,874.22	183,669	8,424,897	191,209
	FINLAND	582.63	3,669	168,297	3,819
	FRANCE	6,148.87	309,655	14,203,875	320,500
	GERMANY	863,092.41	20,456,811	938,353,921	21,116,991
	HAWAII	1,255.88	4,612	211,552	5,060
	HONG KONG, CHINA	33,363.57	308,929	14,170,573	324,815
	INDIA	31,916.51	270,772	12,420,312	285,912
	INDONESIA	1,919.20	21,766	998,406	23,422
	ISRAEL	4,392.10	70,185	3,219,386	70,303
	ITALY	47,983.57	2,154,478	98,825,906	2,186,017
	JAPAN	148,044.81	1,570,539	72,040,624	1,652,791
	MACAU	184.34	1,062	48,714	1,106
	MALAYSIA	17,193.52	284,313	13,041,437	297,347
	MEXICO	1,566.64	34,559	1,585,221	37,017
	NETHERLANDS	29,928.95	678,744	31,133,987	680,799
	PEOPLE'S REPUBLIC OF CHINA	1,420,330.88	5,269,963	241,733,203	5,425,090
	POLAND	10,789.72	278,715	12,784,657	290,150
	REPUBLIC OF KOREA	23,589.35	627,166	28,768,104	657,751
	RUSSIAN FEDERATION	16,418.65	95,090	4,361,778	101,387
	SINGAPORE	387,745.65	4,521,577	207,404,737	4,603,988
	SPAIN	14,004.48	49,458	2,268,638	52,684
	SWEDEN	2,495.56	202,762	9,300,693	209,093
	SWITZERLAND	7,380.07	363,415	16,669,846	388,348
	TAIWAN (REP. OF CHINA)	212,872.37	2,005,734	92,003,019	2,173,935
	THAILAND	67,276.77	328,886	15,086,001	337,808
	TURKEY	1,181.34	17,745	813,963	19,399
	UK OF GREAT BRITAIN AND N. IRELAND	1,248.32	34,421	1,578,891	36,927
	UNITED STATES OF AMERICA	151,915.97	1,867,968	85,683,692	2,000,816
842240	Other packing or wrapping machinery (including heat-shrink wrapping machinery)	1,546,151.24	32,342,317	1,483,542,082	33,490,010
	AUSTRALIA	28,652.77	1,072,112	49,177,777	1,114,345
	BELGIUM	2,139.44	186,767	8,567,002	194,416
	CHILE	107.03	677	31,054	768
	DENMARK	2.96	50	2,294	53
	FRANCE	10.44	7,119	326,549	7,219
	GERMANY	65,246.67	2,519,172	115,554,420	2,642,922
	HONG KONG, CHINA	13,114.76	281,072	12,892,773	300,881
	INDIA	140,489.58	1,058,310	48,544,680	1,075,244
	INDONESIA	5,153.49	59,372	2,723,394	61,047
	ISRAEL	277.00	51,516	2,363,039	51,609
	ITALY	95,062.27	6,213,775	285,025,859	6,478,412

TABLE 8 - *Continued*

PSCC CODE	COMMODITY AND COUNTRY OF ORIGIN	GROSS WEIGHT (GK)	FOB VALUE		CIF DOLLARS
			DOLLARS	PESOS	
	JAPAN	92,017.67	3,052,910	140,036,982	3,236,875
	MALAYSIA	8,979.71	98,443	4,515,581	101,120
	NETHERLANDS	257,465.37	6,190,700	283,967,409	6,265,362
	NEW ZEALAND	208.74	339	15,550	362
	PEOPLE'S REPUBLIC OF CHINA	547,157.56	2,648,229	121,474,264	2,741,848
	REPUBLIC OF KOREA	64,714.26	3,335,256	152,988,192	3,355,640
	SERBIA	24,646.48	146,733	6,730,643	150,872
	SINGAPORE	12,912.15	357,138	16,381,920	402,348
	SOUTH AFRICA, REP. OF	7,980.95	454,053	20,827,411	458,206
	SPAIN	5,477.27	210,113	9,637,883	222,663
	SRI LANKA (CEYLON)	593.73	630	28,898	742
	SWEDEN	3,038.19	153,359	7,034,578	157,460
	SWITZERLAND	24,059.32	725,879	33,296,070	751,715
	TAIWAN (REP. OF CHINA)	98,306.75	1,082,969	49,675,788	1,142,406
	THAILAND	28,021.94	1,740,691	79,845,496	1,787,848
	UK OF GREAT BRITAIN AND N. IRELAND	11,056.19	217,868	9,993,605	253,695
	UNITED STATES OF AMERICA	9,258.55	477,065	21,882,971	533,932
842290	Parts of machinery of heading 84.22	1,325,256.80	26,611,094	1,220,650,875	27,806,158
	ARGENTINA	1,649.92	84,215	3,862,942	86,476
	AUSTRALIA	3,737.66	387,533	17,776,138	404,296
	AUSTRIA	732.06	45,313	2,078,508	54,726
	BELGIUM	19,262.43	1,571,418	72,080,944	1,593,457
	CANADA	368.73	24,608	1,128,769	25,812
	COLOMBIA	18.68	547	25,092	629
	CYPRUS	0.56	129	5,917	134
	CZECH REPUBLIC (CZECHOSLOVAKIA)	48.16	4,379	200,865	4,907
	DEMOCRATIC PEOPLE'S REP. OF KOREA	493.41	12,984	595,576	13,516
	DENMARK	9,952.92	59,593	2,733,531	61,313
	FRANCE	2,238.14	605,926	27,793,825	637,726
	GERMANY	38,632.84	3,269,068	149,952,148	3,440,304
	HONG KONG, CHINA	12,124.37	171,571	7,869,962	179,436
	HUNGARY	2.67	182	8,348	206
	INDIA	20,407.89	294,755	13,520,412	305,594
	INDONESIA	79,116.63	221,849	10,176,213	229,487
	ISRAEL	40.29	3,892	178,526	4,512
	ITALY	56,466.34	4,578,997	210,038,592	4,746,800
	JAPAN	97,102.88	1,933,480	88,688,727	2,019,400
	MALAYSIA	3,742.15	200,539	9,198,724	203,686
	MYANMAR, UNION OF (BURMA)	845.37	2,188	100,364	2,419
	NETHERLANDS	17,836.61	812,693	37,278,227	821,399
	NEW ZEALAND	55.96	18,041	827,540	18,524
	NORWAY	243.89	11,273	517,093	11,591
	PEOPLE'S REPUBLIC OF CHINA	687,944.54	2,912,216	133,583,347	3,090,459
	POLAND	331.12	23,904	1,096,476	26,068
	REPUBLIC OF KOREA	56,300.43	849,783	38,979,547	865,595
	SINGAPORE	76,309.76	2,955,800	135,582,544	3,155,271
	SPAIN	4,963.89	474,094	21,746,692	490,687
	SWEDEN	1,366.33	112,843	5,176,109	119,855
	SWITZERLAND	8,273.70	682,569	31,309,439	720,370
	TAIWAN (REP. OF CHINA)	45,916.54	590,731	27,096,831	614,426
	THAILAND	22,798.49	2,607,683	119,614,419	2,705,396
	TUNISIA	1.31	376	17,247	430
	TURKEY	16.97	2,109	96,740	2,413
	UK OF GREAT BRITAIN AND N. IRELAND	603.12	171,506	7,866,981	182,292
	UNITED STATES OF AMERICA	26,226.72	857,440	39,330,771	911,588
	VIETNAM	29,083.32	54,867	2,516,749	54,958
8423	Weighing machinery (excluding balances of a sensitivity of 5 cg or better), including weight operated counting or checking machines; weighing machine weights of all kinds.	3,128,629.55	13,280,069	609,156,770	14,041,870
842310	Personal weighing machines, including baby scales; household scales	665,719.17	1,342,368	61,574,420	1,422,958
	AUSTRALIA	1,528.50	1,333	61,145	1,458
	BELGIUM	270.90	3,808	174,673	3,983
	CANADA	49.37	478	21,926	521
	DENMARK	123.17	3,899	178,847	4,104
	FRANCE	37.49	1,352	62,016	1,393
	GERMANY	2,574.91	53,688	2,462,669	59,498
	HONG KONG, CHINA	37,582.74	32,168	1,475,546	33,868
	INDIA	199.73	360	16,513	426

TABLE 8 - Continued

PSCC CODE	COMMODITY AND COUNTRY OF ORIGIN	GROSS WEIGHT (GK)	FOB VALUE		CIF DOLLARS
			DOLLARS	PESOS	
	ITALY	85.58	1,844	84,584	2,121
	JAPAN	3,753.46	6,734	308,888	7,191
	MALAYSIA	1,408.63	6,593	302,421	7,375
	NETHERLANDS	80.74	302	13,853	310
	PEOPLE'S REPUBLIC OF CHINA	523,805.92	775,020	35,550,167	811,604
	REPUBLIC OF KOREA	1,870.94	6,632	304,209	7,164
	SINGAPORE	10,741.52	154,664	7,094,438	160,248
	SPAIN	2.84	65	2,982	90
	SWITZERLAND	576.83	11,489	527,000	14,955
	TAIWAN (REP. OF CHINA)	15,303.43	10,380	476,131	11,411
	THAILAND	1,858.64	101,203	4,642,182	115,160
	UK OF GREAT BRITAIN AND N. IRELAND	72.08	1,970	90,364	2,052
	UNITED STATES OF AMERICA	63,530.83	167,725	7,693,546	177,360
	VIETNAM	260.92	661	30,320	666
842320	Scales for continuous weighing of goods on conveyors	144,853.84	1,280,675	58,744,563	1,368,588
	AUSTRALIA	2,050.02	23,207	1,064,505	24,328
	CANADA	493.11	12,096	554,844	12,539
	FRANCE	0.87	40	1,835	50
	GERMANY	6,293.15	220,874	10,131,490	238,966
	HONG KONG, CHINA	11,674.17	61,552	2,823,390	63,856
	INDIA	795.39	117,917	5,408,853	125,985
	INDONESIA	566.40	16,593	761,121	17,581
	ITALY	1,584.34	20,579	943,959	21,141
	JAPAN	13,191.62	619,746	28,427,749	670,604
	PEOPLE'S REPUBLIC OF CHINA	97,738.37	126,028	5,780,904	129,511
	REPUBLIC OF KOREA	478.93	11,491	527,092	11,966
	SINGAPORE	310.43	7,202	330,356	7,406
	TAIWAN (REP. OF CHINA)	8,373.13	9,120	418,335	9,505
	UK OF GREAT BRITAIN AND N. IRELAND	111.76	2,636	120,913	2,708
	UNITED STATES OF AMERICA	1,192.15	31,594	1,449,217	32,442
842330	Constant weight scales and scales for discharging a predetermined weight of material into a bag or container, including hopper scales	47,624.74	948,247	43,496,091	1,006,499
	CZECH REPUBLIC (CZECHOSLOVAKIA)	0.78	247	11,330	257
	FRANCE	3,109.50	51,787	2,375,470	54,835
	GERMANY	12,636.04	338,894	15,545,068	355,017
	HONG KONG, CHINA	58.69	495	22,706	529
	INDIA	3,246.50	119,739	5,492,428	127,931
	ITALY	578.75	43,507	1,995,666	47,076
	JAPAN	3,354.20	193,623	8,881,487	206,867
	MALAYSIA	355.34	14,459	663,234	14,479
	PEOPLE'S REPUBLIC OF CHINA	18,779.60	146,673	6,727,890	158,414
	REPUBLIC OF KOREA	37.48	1,226	56,237	1,276
	SINGAPORE	0.84	188	8,624	210
	SWITZERLAND	1,051.48	17,140	786,212	17,801
	TAIWAN (REP. OF CHINA)	15.64	1,148	52,659	1,367
	THAILAND	3,978.43	982	45,044	1,754
	UNITED STATES OF AMERICA	421.47	18,139	832,036	18,686
842381	Other weighing machinery, having a maximum weighing capacity not exceeding 30 kg	825,793.55	1,962,451	90,017,625	2,072,487
	AUSTRALIA	60.53	2,181	100,042	2,242
	CANADA	15.03	1,586	72,750	1,749
	GERMANY	521.95	114,267	5,241,428	118,514
	HONG KONG, CHINA	337.16	899	41,236	977
	INDIA	4,072.92	34,190	1,568,295	34,929
	INDONESIA	565.10	1,003	46,008	1,133
	ITALY	1,072.97	16,195	742,865	16,796
	JAPAN	5,534.59	144,122	6,610,875	157,190
	MALAYSIA	95.14	1,554	71,281	1,606
	MEXICO	3.11	1,055	48,393	1,098
	NETHERLANDS	0.84	38	1,743	42
	PEOPLE'S REPUBLIC OF CHINA	720,095.27	1,365,679	62,643,695	1,437,452
	POLAND	46.56	843	38,668	996
	REPUBLIC OF KOREA	4,051.04	76,690	3,517,770	82,536
	SINGAPORE	4,737.92	19,158	878,778	20,247
	TAIWAN (REP. OF CHINA)	35,346.29	41,514	1,904,247	44,916
	THAILAND	0.83	478	21,926	511
	UK OF GREAT BRITAIN AND N. IRELAND	78.61	4,982	228,524	5,335

TABLE 8 - Continued

PSCC CODE	COMMODITY AND COUNTRY OF ORIGIN	GROSS WEIGHT (GK)	FOB VALUE		CIF DOLLARS
			DOLLARS	PESOS	
	UNITED STATES OF AMERICA	2,613.32	44,406	2,036,904	49,137
	VIETNAM	46,544.37	91,611	4,202,197	95,081
842382	Other weighing machinery, having a maximum weighing capacity exceeding 30 kg but not exceeding 5,000 kg	674,119.73	1,328,388	60,933,162	1,398,492
	AUSTRALIA	1.77	1,286	58,989	1,322
	AUSTRIA	324.03	26,025	1,193,767	27,029
	GERMANY	2,227.03	40,639	1,864,111	44,126
	HONG KONG, CHINA	10,259.20	15,489	710,481	16,700
	INDIA	1,529.53	11,577	531,037	11,695
	ISRAEL	3.67	1,278	58,622	1,281
	ITALY	10.75	4,365	200,223	4,662
	JAPAN	21,611.94	201,410	9,238,677	219,425
	MALAYSIA	182.89	8,971	411,500	9,591
	NEW ZEALAND	95.26	3,048	139,812	3,446
	PEOPLE'S REPUBLIC OF CHINA	565,615.49	662,165	30,373,508	690,259
	POLAND	62.71	955	43,806	1,017
	REPUBLIC OF KOREA	3,689.98	45,096	2,068,554	49,174
	SINGAPORE	10,191.21	74,277	3,407,087	78,781
	TAIWAN (REP. OF CHINA)	29,875.22	115,668	5,305,692	118,300
	THAILAND	329.74	14,511	665,620	15,463
	UK OF GREAT BRITAIN AND N. IRELAND	72.49	16,575	760,295	16,906
	UNITED STATES OF AMERICA	5,038.13	45,514	2,087,727	48,547
	VIETNAM	22,998.69	39,539	1,813,654	40,768
842389	Other personal weighing machines	480,223.64	1,466,993	67,290,970	1,530,354
	FRANCE	329.91	15,607	715,893	16,048
	GERMANY	12,642.80	328,072	15,048,662	341,381
	HONG KONG, CHINA	398.73	5,760	264,212	6,082
	ICELAND	1,036.61	8,766	402,096	9,342
	INDIA	425.96	3,601	165,178	3,736
	ITALY	8,657.31	157,151	7,208,516	166,369
	JAPAN	7,294.20	45,082	2,067,912	47,569
	MALAYSIA	1,058.12	7,539	345,814	7,752
	PEOPLE'S REPUBLIC OF CHINA	361,538.52	361,543	16,583,978	385,887
	POLAND	191.96	4,255	195,177	4,429
	REPUBLIC OF KOREA	5,731.67	19,625	900,199	21,336
	SINGAPORE	22,072.57	213,368	9,787,190	218,361
	TAIWAN (REP. OF CHINA)	860.08	1,885	86,465	2,000
	THAILAND	457.16	8,078	370,538	8,567
	UK OF GREAT BRITAIN AND N. IRELAND	57,018.38	258,704	11,866,752	260,204
	UNITED STATES OF AMERICA	509.66	27,957	1,282,388	31,291
842390	Weighing machine weights of all kinds; parts of weighing machinery	290,294.88	4,950,947	227,099,939	5,242,492
	AUSTRALIA	32.83	11,590	531,633	12,335
	AUSTRIA	3.99	2,724	124,950	2,800
	BELGIUM	7.57	1,664	76,328	1,774
	CANADA	8.46	1,523	69,860	1,779
	CZECH REPUBLIC (CZECHOSLOVAKIA)	1.67	499	22,889	645
	FINLAND	68.86	5,779	265,083	6,015
	FRANCE	0.29	298	13,669	306
	GERMANY	12,756.67	647,357	29,694,265	679,696
	HONG KONG, CHINA	1,186.69	3,926	180,086	4,371
	INDIA	900.87	22,911	1,050,928	24,075
	ITALY	1,194.50	23,443	1,075,331	24,796
	JAPAN	9,496.19	1,674,241	76,797,435	1,738,011
	MALAYSIA	858.38	42,808	1,963,603	45,911
	NETHERLANDS	480.71	129,692	5,948,972	144,770
	NEW ZEALAND	477.21	49,182	2,255,979	51,126
	PEOPLE'S REPUBLIC OF CHINA	106,175.47	435,808	19,990,513	458,963
	POLAND	56.27	1,502	68,897	1,661
	REPUBLIC OF KOREA	3,741.67	50,757	2,328,224	54,620
	SINGAPORE	21,547.23	732,414	33,595,830	765,108
	SPAIN	232.16	3,528	161,829	3,560
	SRI LANKA (CEYLON)	960.59	35,915	1,647,421	41,603
	SWEDEN	1,016.26	79,735	3,657,444	81,963
	SWITZERLAND	96.08	27,459	1,259,544	28,722
	TAIWAN (REP. OF CHINA)	48,991.06	530,316	24,325,595	605,866
	THAILAND	300.58	30,987	1,421,373	32,730
	UK OF GREAT BRITAIN AND N. IRELAND	29,036.67	149,643	6,864,124	157,382

TABLE 8 - *Continued*

PSCC CODE	COMMODITY AND COUNTRY OF ORIGIN	GROSS WEIGHT (GK)	FOB VALUE		CIF
			DOLLARS	PESOS	DOLLARS
	UNITED ARAB EMIRATES, N.E.S.	141.92	4,174	191,461	5,316
	UNITED STATES OF AMERICA	50,370.18	246,177	11,292,139	260,914
	VIETNAM	153.85	4,895	224,534	5,674
8424	Mechanical appliances (whether or not hand-operated) for projecting, dispersing or spraying liquids or powders; fire extinguishers, whether or not charged; spray guns and similar appliances; steam or sand blasting machines and similar jet projecting machines.	9,934,931.28	84,084,798	3,856,969,693	88,339,025
842410	Fire extinguishers, whether or not charged	3,429,052.41	19,420,981	890,840,401	20,562,122
	AUSTRALIA	513.49	45,887	2,104,837	48,789
	AUSTRIA	9.86	818	37,522	851
	CANADA	29.95	649	29,770	958
	FRANCE	3.58	118	5,413	133
	GERMANY	42,647.81	1,314,332	60,288,409	1,320,736
	GREECE	50.98	311	14,266	331
	HONG KONG, CHINA	2,464.75	59,262	2,718,348	59,718
	INDIA	154,555.05	322,900	14,811,423	371,830
	INDONESIA	24.86	1,597	73,254	1,663
	ISRAEL	23,915.11	173,869	7,975,371	174,805
	ITALY	505.35	10,269	471,039	13,061
	JAPAN	1,887,633.00	14,116,699	647,532,983	15,039,137
	MALAYSIA	27,431.52	97,634	4,478,472	101,442
	NETHERLANDS	121.20	2,164	99,263	2,228
	NORWAY	2.26	77	3,532	80
	PEOPLE'S REPUBLIC OF CHINA	1,003,323.08	1,252,949	57,472,771	1,297,042
	REPUBLIC OF KOREA	127,036.20	464,910	21,325,422	496,433
	SINGAPORE	27,207.68	399,588	18,329,101	417,207
	SPAIN	3,809.25	25,596	1,174,089	28,158
	SWITZERLAND	28.90	2,923	134,078	2,941
	TAIWAN (REP. OF CHINA)	823.95	1,464	67,154	1,567
	THAILAND	1,492.24	7,366	337,878	7,830
	TURKEY	2,911.59	4,018	184,306	4,465
	UK OF GREAT BRITAIN AND N. IRELAND	1,364.97	71,358	3,273,192	74,806
	UNITED ARAB EMIRATES, N.E.S.	33.48	367	16,834	437
	UNITED STATES OF AMERICA	121,112.30	1,043,856	47,881,674	1,095,474
842420	Spray guns and similar appliances	1,215,845.37	3,389,647	155,483,105	3,589,375
	AUSTRALIA	43,473.36	56,326	2,583,673	60,928
	BRAZIL	444.09	5,802	266,138	5,933
	CANADA	65.21	9,458	433,838	10,223
	DENMARK	4.97	97	4,449	104
	FRANCE	84.05	5,247	240,680	5,299
	GERMANY	8,030.61	197,268	9,048,683	222,469
	HONG KONG, CHINA	1,913.58	1,969	90,318	2,069
	INDIA	3,151.33	77,944	3,575,291	86,564
	INDONESIA	570,973.64	477,469	21,901,503	496,693
	ITALY	473.67	48,279	2,214,558	50,327
	JAPAN	117,414.11	560,252	25,698,758	579,794
	MALAYSIA	30,846.93	89,613	4,110,548	94,145
	MEXICO	3,402.95	8,584	393,748	9,171
	NETHERLANDS	1,474.15	45,249	2,075,572	47,425
	NEW ZEALAND	2,335.76	3,493	160,224	3,768
	PEOPLE'S REPUBLIC OF CHINA	299,378.39	544,587	24,980,206	568,786
	PORTUGAL	2.69	4,534	207,975	4,540
	REPUBLIC OF KOREA	21,005.98	291,207	13,357,665	306,096
	SINGAPORE	1,890.98	24,414	1,119,870	24,951
	SPAIN	31.75	396	18,164	945
	SWITZERLAND	535.72	56,242	2,579,821	58,376
	TAIWAN (REP. OF CHINA)	15,277.24	36,450	1,671,961	38,560
	THAILAND	740.38	23,599	1,082,487	24,770
	TURKEY	3.11	575	26,375	598
	UK OF GREAT BRITAIN AND N. IRELAND	1,673.92	63,381	2,907,286	64,837
	UNITED STATES OF AMERICA	84,824.34	739,414	33,916,920	803,922
	VIETNAM	6,392.46	17,798	816,394	18,082
842430	Steam or sand blasting machines and similar jet projecting machines	376,229.41	3,634,150	166,698,462	3,887,205
	AUSTRALIA	2,109.92	750	34,403	785
	DENMARK	130.02	18,219	835,706	18,635

TABLE 8 - *Continued*

PSCC CODE	COMMODITY AND COUNTRY OF ORIGIN	GROSS WEIGHT (GK)	FOB VALUE		CIF
			DOLLARS	PESOS	DOLLARS
	FRANCE	252.74	36,461	1,672,466	38,535
	GERMANY	2,831.93	67,832	3,111,454	68,012
	HONG KONG, CHINA	272.00	5,074	232,744	5,512
	INDIA	142,706.92	926,416	42,494,702	958,236
	ITALY	1,318.87	41,981	1,925,668	47,941
	JAPAN	13,001.07	272,417	12,495,768	282,746
	MALAYSIA	14,530.43	33,141	1,520,178	34,340
	NEW ZEALAND	462.95	17,909	821,486	17,971
	PEOPLE'S REPUBLIC OF CHINA	134,252.66	1,252,367	57,446,075	1,326,610
	REPUBLIC OF KOREA	779.17	9,978	457,691	11,376
	SINGAPORE	5,976.87	49,333	2,262,904	59,364
	TAIWAN (REP. OF CHINA)	2,579.52	20,225	927,721	21,297
	THAILAND	478.67	14,898	683,371	16,025
	UK OF GREAT BRITAIN AND N. IRELAND	608.07	10,399	477,002	10,496
	UNITED ARAB EMIRATES, N.E.S.	47,734.55	523,492	24,012,578	623,141
	UNITED STATES OF AMERICA	5,568.59	329,491	15,113,753	342,408
	VIETNAM	634.46	3,767	172,792	3,775
842481	Agricultural or horticultural liquid sprayers using hand pumped compressed air, of any capacity	2,666,722.18	9,561,664	438,593,528	10,251,518
	AUSTRALIA	238.41	3,217	147,563	3,246
	AUSTRIA	2,076.29	20,812	954,646	22,236
	BRAZIL	18,718.66	50,521	2,317,398	54,019
	DENMARK	422.86	296	13,578	307
	FRANCE	112.46	7,903	362,511	8,732
	GERMANY	17,148.91	202,027	9,266,978	225,097
	GREECE	206.22	1,236	56,695	1,282
	HONG KONG, CHINA	4,120.54	37,295	1,710,723	39,586
	INDIA	3,292.54	50,085	2,297,399	53,698
	INDONESIA	196,819.28	486,752	22,327,314	510,124
	ISRAEL	1,127,147.56	4,841,874	222,096,760	5,204,982
	ITALY	10,894.46	220,430	10,111,124	236,726
	JAPAN	20,733.21	55,887	2,563,536	59,731
	MALAYSIA	80,963.80	435,843	19,992,119	469,619
	NETHERLANDS	2,319.29	40,776	1,870,395	41,931
	PEOPLE'S REPUBLIC OF CHINA	1,043,537.16	1,442,208	66,154,081	1,532,690
	REPUBLIC OF KOREA	13,154.93	71,832	3,294,933	78,113
	SINGAPORE	17,232.09	30,412	1,394,998	33,150
	SPAIN	21,065.20	333,611	15,302,737	365,694
	SWITZERLAND	3,444.21	60,545	2,777,199	62,846
	TAIWAN (REP. OF CHINA)	14,626.24	31,712	1,454,630	35,225
	THAILAND	12,523.12	169,736	7,785,791	181,621
	TURKEY	1,906.10	9,587	439,756	11,152
	UK OF GREAT BRITAIN AND N. IRELAND	4.42	972	44,586	1,004
	UNITED STATES OF AMERICA	49,935.00	940,458	43,138,809	1,002,430
	VIETNAM	4,079.22	15,637	717,269	16,277
842489	Other mechanical appliances (whether or not hand-operated) for projecting, dispersing or spraying liquids or powders, n.e.s.	1,032,288.54	39,169,800	1,796,718,730	40,629,640
	ARGENTINA	21.31	1,219	55,916	1,225
	AUSTRALIA	8,822.31	33,216	1,523,617	35,057
	BELGIUM	346.39	31,412	1,440,869	32,320
	BRAZIL	2,796.99	2,886	132,381	3,173
	CANADA	1,513.22	69,012	3,165,580	72,167
	FRANCE	6,724.15	214,740	9,850,123	220,837
	GERMANY	43,772.27	1,029,906	47,241,788	1,063,657
	HONG KONG, CHINA	27,289.89	798,665	36,634,764	824,488
	INDIA	7,973.68	408,779	18,750,693	414,601
	INDONESIA	19,692.49	45,909	2,105,846	47,095
	IRELAND	242.21	12,030	551,816	12,449
	ISRAEL	9.15	955	43,806	1,055
	ITALY	4,731.28	39,782	1,824,801	40,837
	JAPAN	14,366.40	342,629	15,716,393	364,094
	MALAYSIA	7,562.54	25,880	1,187,116	27,555
	MEXICO	1,838.53	569	26,100	714
	NETHERLANDS	318.01	26,074	1,196,015	29,851
	NEW ZEALAND	523.65	14,853	681,307	15,939
	PEOPLE'S REPUBLIC OF CHINA	615,467.45	4,714,569	216,257,281	4,886,807
	REPUBLIC OF KOREA	64,577.87	28,223,028	1,294,590,295	29,262,292
	SINGAPORE	52,958.88	453,938	20,822,136	471,630
	SPAIN	809.53	25,747	1,181,015	25,929
	SWITZERLAND	1,581.29	194,071	8,902,036	208,378

TABLE 8 - *Continued*

PSC CODE	COMMODITY AND COUNTRY OF ORIGIN	GROSS WEIGHT (GK)	FOB VALUE		CIF
			DOLLARS	PESOS	DOLLARS
	TAIWAN (REP. OF CHINA)	32,364.31	130,099	5,967,641	135,100
	THAILAND	7,421.76	252,454	11,580,065	254,830
	UK OF GREAT BRITAIN AND N. IRELAND	71,142.67	1,136,094	52,112,632	1,167,986
	UNITED ARAB EMIRATES, N.E.S.	15,216.03	84,502	3,876,107	101,337
	UNITED STATES OF AMERICA	21,849.03	855,213	39,228,621	906,665
	VIETNAM	355.25	1,569	71,970	1,572
842490	Parts of mechanical appliances (whether or not hand-operated) for projecting, dispersing or spraying liquids or powders; fire extinguishers, spray guns and similar appliances	1,214,793.37	8,908,556	408,635,467	9,419,165
	AUSTRALIA	4,551.88	209,690	9,618,481	218,973
	AUSTRIA	2.47	1,864	85,502	1,916
	BELGIUM	42.71	9,464	434,113	9,748
	CANADA	17,482.44	65,424	3,000,999	66,983
	CHILE	0.84	578	26,513	663
	CZECH REPUBLIC (CZECHOSLOVAKIA)	3.33	731	33,531	781
	DENMARK	42.85	12,789	586,632	13,630
	FRANCE	167.64	21,572	989,507	23,544
	GERMANY	16,231.71	582,732	26,729,918	618,986
	HONG KONG, CHINA	10,266.11	189,550	8,694,658	197,375
	HUNGARY	1.69	367	16,834	434
	INDIA	963.08	66,179	3,035,631	67,820
	INDONESIA	67,128.59	81,823	3,753,221	109,319
	IRELAND	7.70	423	19,403	440
	ISRAEL	61,752.65	425,815	19,532,134	444,153
	ITALY	55,334.32	382,287	17,535,504	404,295
	JAPAN	57,405.57	1,126,607	51,677,464	1,180,663
	JORDAN	10,684.25	46,615	2,138,230	54,445
	LUXEMBOURG	79.81	5,899	270,587	6,065
	MALAYSIA	2,487.71	120,598	5,531,831	128,490
	NETHERLANDS	4,433.80	93,252	4,277,468	100,174
	NEW ZEALAND	1.19	105	4,816	111
	PEOPLE'S REPUBLIC OF CHINA	489,141.63	1,015,124	46,563,739	1,066,949
	REPUBLIC OF KOREA	128,235.36	1,139,537	52,270,562	1,178,454
	SINGAPORE	43,905.13	492,902	22,609,415	529,227
	SOUTH AFRICA, REP. OF	33.07	25,452	1,167,483	26,822
	SPAIN	51.23	6,048	277,422	6,427
	SRI LANKA (CEYLON)	159.01	5,540	254,120	6,069
	SWEDEN	10.64	2,516	115,409	2,587
	SWITZERLAND	211.32	67,391	3,091,225	72,396
	TAIWAN (REP. OF CHINA)	97,115.29	289,641	13,285,833	307,732
	THAILAND	2,517.46	24,897	1,142,025	26,571
	TURKEY	7.51	814	37,338	904
	UK OF GREAT BRITAIN AND N. IRELAND	2,189.34	195,905	8,986,164	209,393
	UNITED ARAB EMIRATES, N.E.S.	200.00	1,092	50,090	1,259
	UNITED STATES OF AMERICA	139,860.17	2,182,597	100,115,725	2,320,484
	VIETNAM	2,083.87	14,736	675,940	14,883
8425	Pulley tackle and hoists other than skip hoists; winches and capstans; jacks.	4,726,208.14	14,285,401	655,271,349	15,652,961
842511	Pulley tackle and hoists other than hoists or hoists of a kind used for raising vehicles, powdered by electric motor	376,543.96	2,800,077	128,439,531	2,951,955
	AUSTRALIA	510.00	1,275	58,484	1,311
	FINLAND	1,533.12	35,395	1,623,568	38,701
	GERMANY	121,556.45	1,159,119	53,168,789	1,220,432
	HONG KONG, CHINA	9,367.14	20,395	935,519	41,670
	ITALY	3,396.82	25,267	1,158,997	28,416
	JAPAN	87,611.83	548,555	25,162,218	566,680
	MALAYSIA	261.68	687	31,513	732
	PEOPLE'S REPUBLIC OF CHINA	114,154.11	679,409	31,164,490	700,677
	SINGAPORE	2,655.56	64,482	2,957,789	68,218
	TAIWAN (REP. OF CHINA)	28,883.78	112,097	5,141,889	122,819
	UK OF GREAT BRITAIN AND N. IRELAND	2,022.34	49,595	2,274,923	52,055
	UNITED ARAB EMIRATES, N.E.S.	2,824.43	55,546	2,547,895	57,735
	UNITED STATES OF AMERICA	1,766.70	48,255	2,213,457	52,509
842519	Pulley tackle and hoists other than hoists or hoists of a kind used for raising vehicles, excluding item 8425.11	567,030.96	1,459,718	66,957,266	1,530,842
	AUSTRALIA	336.94	5,121	234,900	5,917
	DENMARK	224.08	3,621	166,096	4,563

TABLE 8 - Continued

PSCC CODE	COMMODITY AND COUNTRY OF ORIGIN	GROSS WEIGHT (GK)	FOB VALUE		CIF DOLLARS
			DOLLARS	PESOS	
	FRANCE	2,340.03	22,206	1,018,589	23,692
	GERMANY	2,540.19	40,760	1,869,662	43,265
	GUAM	12,286.80	4,522	207,424	5,082
	HONG KONG, CHINA	77,834.46	99,182	4,549,478	103,757
	JAPAN	219,638.75	797,391	36,576,325	816,427
	MALAYSIA	3.74	3,426	157,151	3,540
	NETHERLANDS	115.56	2,042	93,667	3,654
	PEOPLE'S REPUBLIC OF CHINA	196,167.45	265,145	12,162,201	281,440
	REPUBLIC OF KOREA	7,158.74	30,994	1,421,695	34,004
	SINGAPORE	10,139.37	74,246	3,405,664	84,737
	SPAIN	5.37	1,044	47,888	1,051
	TAIWAN (REP. OF CHINA)	35,052.00	39,758	1,823,700	41,378
	THAILAND	416.01	1,047	48,026	1,911
	UK OF GREAT BRITAIN AND N. IRELAND	595.27	28,198	1,293,442	32,394
	UNITED STATES OF AMERICA	2,176.20	41,015	1,881,358	44,030
842520	Pit-head winding gear; winches specially designed for use underground	475,992.37	2,778,857	127,466,173	2,880,203
	AUSTRALIA	427.47	2,146	98,437	2,366
	AUSTRIA	33.85	347	15,917	360
	CANADA	18,888.24	157,149	7,208,425	160,056
	GERMANY	11,072.45	180,552	8,281,920	188,041
	HONG KONG, CHINA	8,368.38	222,282	10,196,076	247,872
	ITALY	49,391.45	544,809	24,990,389	545,288
	JAPAN	117,244.58	134,409	6,165,341	142,502
	LUXEMBOURG	50.75	2,892	132,656	3,002
	NETHERLANDS	37.98	3,102	142,289	3,670
	PEOPLE'S REPUBLIC OF CHINA	160,658.77	542,177	24,869,659	561,218
	REPUBLIC OF KOREA	6,381.60	84,693	3,884,868	87,465
	SINGAPORE	6,263.01	83,412	3,826,109	89,044
	SPAIN	3,853.08	100,939	4,630,072	101,495
	SWEDEN	3.37	85	3,899	99
	SWITZERLAND	2,978.81	186,722	8,564,938	188,702
	TAIWAN (REP. OF CHINA)	64,792.92	327,629	15,028,342	346,000
	THAILAND	15,703.58	15,296	701,628	15,867
	UK OF GREAT BRITAIN AND N. IRELAND	48.41	2,208	101,281	2,824
	UNITED STATES OF AMERICA	9,793.67	188,008	8,623,927	194,332
842531	Other winches; captans, powered by electric motor	67,134.81	599,702	27,508,331	675,436
	AUSTRALIA	1,315.72	37,495	1,719,896	38,957
	ICELAND	686.28	51,184	2,347,810	57,330
	PEOPLE'S REPUBLIC OF CHINA	43,415.36	110,974	5,090,377	121,479
	REPUBLIC OF KOREA	333.13	3,746	171,829	4,002
	SPAIN	14,773.42	395,372	18,135,714	452,408
	TAIWAN (REP. OF CHINA)	6,610.90	931	42,705	1,260
842539	Other winches; captans, n.e.s.	104,170.92	778,100	35,691,447	843,402
	AUSTRALIA	202.80	760	34,861	806
	CANADA	315.67	9,910	454,572	10,302
	ESTONIA	221.72	6,986	320,448	7,183
	GERMANY	1,637.95	53,004	2,431,293	58,660
	INDIA	331.58	1,998	91,648	2,053
	JAPAN	18,142.75	22,601	1,036,708	24,822
	MALAYSIA	12,493.46	281,954	12,933,230	303,055
	PEOPLE'S REPUBLIC OF CHINA	50,772.62	215,074	9,865,444	229,814
	REPUBLIC OF KOREA	947.30	4,782	219,350	5,331
	SINGAPORE	8,563.08	52,897	2,426,385	54,164
	SPAIN	1,171.49	57,196	2,623,581	67,744
	TAIWAN (REP. OF CHINA)	914.16	1,126	51,650	1,196
	UNITED STATES OF AMERICA	6,149.17	63,401	2,908,204	71,607
	VIETNAM	2,307.17	6,411	294,073	6,665
842541	Built-in jacking systems of a type used in garages	208,474.36	305,582	14,017,046	324,501
	GERMANY	3,085.03	13,459	617,364	13,967
	HONG KONG, CHINA	74.82	870	39,907	870
	ITALY	3,163.55	6,538	299,898	6,723
	JAPAN	23,305.53	78,795	3,614,327	81,919
	PEOPLE'S REPUBLIC OF CHINA	142,279.85	166,692	7,646,162	180,288
	SINGAPORE	7.16	223	10,229	234
	UNITED STATES OF AMERICA	36,558.42	39,005	1,789,159	40,500

TABLE 8 - *Continued*

PSCC CODE	COMMODITY AND COUNTRY OF ORIGIN	GROSS WEIGHT (GK)	FOB VALUE		CIF
			DOLLARS	PESOS	DOLLARS
842542	Other jacks and hoists, used for raising vehicles, hydraulic	2,240,710.22	4,260,009	195,406,616	5,070,914
	AUSTRALIA	9,013.52	43,150	1,979,291	44,740
	BRAZIL	32,201.87	18,207	835,155	19,313
	BRUNEI DARUSSALAM	28.87	28	1,284	30
	CANADA	212.81	1,165	53,439	1,213
	CZECH REPUBLIC (CZECHOSLOVAKIA)	0.78	4,937	226,460	5,140
	DENMARK	246.53	4,145	190,131	4,421
	FINLAND	74.28	12,522	574,384	12,866
	FRANCE	8,355.80	561,994	25,778,665	1,156,257
	GERMANY	6,433.33	123,930	5,684,669	142,187
	HONG KONG, CHINA	3,033.86	28,200	1,293,533	32,854
	INDIA	196.00	5,747	263,615	5,909
	ITALY	990.64	3,509	160,958	3,819
	JAPAN	172,944.10	512,876	23,525,622	553,167
	MALAYSIA	1,691.66	24,142	1,107,394	25,128
	NETHERLANDS	184.23	13,071	599,566	14,073
	PEOPLE'S REPUBLIC OF CHINA	1,554,239.82	1,882,658	86,357,522	1,974,306
	REPUBLIC OF KOREA	132,783.50	86,988	3,990,140	93,085
	SINGAPORE	49,432.41	126,305	5,793,611	130,897
	SPAIN	6,096.46	67,467	3,094,712	72,227
	SWEDEN	1.76	57	2,615	66
	SWITZERLAND	43.42	1,755	80,502	1,941
	TAIWAN (REP. OF CHINA)	128,794.12	220,856	10,130,666	231,369
	THAILAND	63,003.16	82,569	3,787,441	85,028
	UNITED ARAB EMIRATES, N.E.S.	400.62	479	21,972	609
	UNITED STATES OF AMERICA	62,143.04	386,961	17,749,901	411,251
	VIETNAM	8,163.63	46,291	2,123,368	49,018
842549	Other jacks and hoists, used for raising vehicles, other than hydraulic	686,150.54	1,303,356	59,784,939	1,375,708
	AUSTRALIA	1,000.69	17,528	804,009	18,273
	BELGIUM	418.44	10,497	481,497	11,071
	DENMARK	4,869.64	20,149	924,235	21,528
	GERMANY	2,822.12	94,054	4,314,257	100,027
	GUAM	2,448.31	83	3,807	86
	HONG KONG, CHINA	2,123.92	8,602	394,573	9,279
	INDIA	5.80	174	7,981	215
	ITALY	1,361.31	6,328	290,265	6,535
	JAPAN	70,734.18	212,475	9,746,228	219,007
	MALAYSIA	1.67	65	2,982	70
	NETHERLANDS	153.17	1,342	61,558	2,167
	PEOPLE'S REPUBLIC OF CHINA	497,873.54	557,239	25,560,553	584,128
	REPUBLIC OF KOREA	9,198.98	12,640	579,797	13,800
	SINGAPORE	17,379.26	63,675	2,920,772	66,613
	SOUTH AFRICA, REP. OF	221.61	4,353	199,672	5,479
	SPAIN	391.48	9,983	457,920	10,035
	SWITZERLAND	3.48	472	21,651	516
	TAIWAN (REP. OF CHINA)	25,516.62	88,932	4,079,310	94,122
	THAILAND	42,608.50	138,031	6,331,482	143,213
	UK OF GREAT BRITAIN AND N. IRELAND	989.59	17,910	821,532	28,147
	UNITED ARAB EMIRATES, N.E.S.	1,275.73	17,065	782,772	17,534
	UNITED STATES OF AMERICA	4,752.50	21,759	998,086	23,863
8426	Ships' derricks; cranes, including cable cranes; mobile lifting frames, straddle carriers and works trucks fitted with a crane.	35,559,429.93	139,932,753	6,418,715,382	148,701,124
842611	Overhead travelling cranes on fixed support	2,344,149.28	10,004,802	458,920,268	11,662,393
	BANGLADESH	1,557.40	2,995	137,381	3,235
	HONG KONG, CHINA	20,522.69	22,271	1,021,571	25,117
	INDIA	85,253.68	387,023	17,752,745	428,925
	ITALY	490.38	5,168	237,056	5,380
	JAPAN	302,115.80	425,753	19,529,290	446,319
	PEOPLE'S REPUBLIC OF CHINA	1,801,139.70	8,760,818	401,858,722	10,338,967
	REPUBLIC OF KOREA	52,230.42	131,425	6,028,465	136,829
	SINGAPORE	13,330.65	16,390	751,809	18,204
	TAIWAN (REP. OF CHINA)	36,525.13	209,390	9,604,719	214,407
	UNITED STATES OF AMERICA	30,983.43	43,569	1,998,510	45,010
842612	Mobile lifting frames on tires and straddle carriers	1,199,129.86	7,758,967	355,903,816	8,441,931

TABLE 8 - Continued

PSCC CODE	COMMODITY AND COUNTRY OF ORIGIN	GROSS WEIGHT (GK)	FOB VALUE		CIF DOLLARS
			DOLLARS	PESOS	
	GERMANY	37,685.68	100,512	4,610,485	100,814
	HONG KONG, CHINA	56,981.36	98,764	4,530,305	101,478
	ITALY	20,522.68	130,186	5,971,632	130,539
	JAPAN	100.94	30,538	1,400,778	30,538
	PEOPLE'S REPUBLIC OF CHINA	944,734.81	6,979,065	320,129,712	7,615,720
	SINGAPORE	16,787.34	161,921	7,427,316	174,501
	TAIWAN (REP. OF CHINA)	122,317.05	257,981	11,833,588	288,341
842619	Other overhead travelling cranes, transporter cranes, gantry cranes, bridge cranes, mobile lifting frames, and straddle	9,238,817.80	41,040,040	1,882,506,635	43,341,378
	AUSTRIA	468,821.11	3,914,539	179,559,904	3,930,650
	CYPRUS	64,846.67	387,475	17,773,478	417,656
	GERMANY	898,632.61	9,461,684	434,007,445	9,665,233
	HONG KONG, CHINA	309,264.00	333,969	15,319,158	349,548
	INDIA	831.89	4,409	202,241	4,725
	ITALY	128,206.36	925,141	42,436,218	963,028
	JAPAN	1,879,870.30	5,644,844	258,928,994	6,059,998
	NETHERLANDS	118,352.39	112,396	5,155,605	112,892
	PEOPLE'S REPUBLIC OF CHINA	2,718,349.39	13,310,222	610,539,883	14,367,308
	REPUBLIC OF KOREA	715,736.70	1,670,663	76,633,312	1,728,758
	SINGAPORE	544,380.41	1,569,975	72,014,753	1,889,094
	TAIWAN (REP. OF CHINA)	342,572.34	436,914	20,041,245	451,446
	THAILAND	100,356.35	122,894	5,637,148	126,273
	UK OF GREAT BRITAIN AND N. IRELAND	96,638.02	238,228	10,927,518	254,201
	UNITED ARAB EMIRATES, N.E.S.	75,305.77	94,468	4,333,247	94,839
	UNITED STATES OF AMERICA	241,309.36	989,719	45,398,411	1,051,859
	VIETNAM	535,344.13	1,822,500	83,598,075	1,873,870
842620	Tower cranes	8,266,139.28	19,952,676	915,229,248	20,863,900
	HONG KONG, CHINA	92,320.76	81,798	3,752,074	86,794
	ITALY	58,162.17	132,699	6,086,903	136,442
	JAPAN	526,095.15	866,716	39,756,263	958,218
	MALAYSIA	75,893.50	97,861	4,488,884	104,556
	PEOPLE'S REPUBLIC OF CHINA	7,274,488.72	17,854,964	819,007,199	18,608,147
	SINGAPORE	201,330.36	676,272	31,020,597	719,094
	UK OF GREAT BRITAIN AND N. IRELAND	37,503.46	232,330	10,656,977	240,330
	UNITED STATES OF AMERICA	345.16	10,036	460,351	10,319
842630	Portal or pedestal jib cranes	54,159.75	164,259	7,534,561	174,626
	AUSTRALIA	5,140.51	13,411	615,163	14,516
	HONG KONG, CHINA	586.00	6,634	304,302	6,816
	IRELAND	3.55	1,186	54,402	1,219
	JAPAN	1,734.17	1,032	47,338	1,281
	NETHERLANDS	40,759.92	104,194	4,779,379	111,405
	PEOPLE'S REPUBLIC OF CHINA	3,990.44	13,481	618,373	14,462
	SPAIN	246.23	1,147	52,613	1,154
	TAIWAN (REP. OF CHINA)	0.87	52	2,385	60
	UNITED STATES OF AMERICA	1,698.06	23,122	1,060,606	23,713
842641	Other machinery, on tires, self-propelled	6,537,146.68	37,509,682	1,720,569,115	39,199,934
	BRAZIL	117,914.94	1,511,562	69,335,349	1,514,900
	GERMANY	2,294.54	26,322	1,207,390	27,065
	HONG KONG, CHINA	11,286.07	275,646	12,643,882	285,050
	INDIA	10,228.16	26,740	1,226,564	27,716
	ITALY	36,757.55	267,619	12,275,684	289,550
	JAPAN	2,655,963.96	15,677,969	719,148,438	16,516,202
	MALAYSIA	13,183.40	156,466	7,177,095	207,441
	NETHERLANDS	664.65	48,785	2,237,768	50,295
	PEOPLE'S REPUBLIC OF CHINA	3,132,503.58	17,788,685	815,966,981	18,432,275
	REPUBLIC OF KOREA	115,664.78	311,319	14,280,203	333,322
	SINGAPORE	120,159.59	389,325	17,858,337	404,099
	SLOVENIA	3.56	432	19,816	539
	SPAIN	13,314.22	70,617	3,239,202	73,996
	SWEDEN	59.53	3,080	141,280	3,165
	TAIWAN (REP. OF CHINA)	526.66	1,554	71,282	1,622
	THAILAND	34,513.30	325,244	14,918,943	340,373
	UK OF GREAT BRITAIN AND N. IRELAND	66,650.06	139,533	6,400,378	144,688
	UNITED ARAB EMIRATES, N.E.S.	37,432.61	222,932	10,225,891	241,692
	UNITED STATES OF AMERICA	168,025.52	265,852	12,194,632	305,944

TABLE 8 - Continued

PSCC CODE	COMMODITY AND COUNTRY OF ORIGIN	GROSS WEIGHT (GK)	FOB VALUE		CIF DOLLARS
			DOLLARS	PESOS	
842649	Other machinery, not on tires, self-propelled	5,147,717.08	12,334,337	565,776,037	13,094,299
	AUSTRIA	14,296.80	132,643	6,084,334	140,321
	GERMANY	13,505.76	105,189	4,825,019	113,251
	HONG KONG, CHINA	641,348.27	1,851,039	84,907,159	1,899,020
	ITALY	28,817.33	21,613	991,388	23,092
	JAPAN	2,221,352.90	5,492,982	251,963,085	5,848,704
	NETHERLANDS	67,802.64	179,822	8,248,435	184,894
	PEOPLE'S REPUBLIC OF CHINA	1,479,561.89	3,310,197	151,838,736	3,555,524
	REPUBLIC OF KOREA	76,514.84	206,724	9,482,430	219,749
	SINGAPORE	299,659.15	609,391	27,952,765	656,330
	TAIWAN (REP. OF CHINA)	7,008.54	6,993	320,769	7,280
	UNITED STATES OF AMERICA	100,568.59	181,105	8,307,286	193,304
	VIETNAM	197,280.37	236,639	10,854,631	252,830
842691	Other machinery, designed for mounting on road vehicles	233,324.67	1,161,677	53,286,124	1,235,454
	INDIA	4,350.79	27,410	1,257,297	28,130
	ITALY	27,058.09	104,793	4,806,855	105,704
	JAPAN	21,671.47	16,514	757,497	46,093
	PEOPLE'S REPUBLIC OF CHINA	61,864.64	157,314	7,215,993	170,277
	REPUBLIC OF KOREA	52,396.05	466,302	21,389,273	478,496
	THAILAND	1,927.52	14,461	663,326	15,428
	TURKEY	1,774.04	3,522	161,554	4,052
	UNITED ARAB EMIRATES, N.E.S.	876.60	1,461	67,016	1,861
	UNITED STATES OF AMERICA	61,405.47	369,900	16,967,313	385,413
842699	Other machinery, n.e.s.	2,538,845.53	10,006,313	458,989,578	10,687,209
	BELGIUM	21,054.01	59,470	2,727,889	72,806
	DEMOCRATIC PEOPLE'S REP. OF KOREA	4,662.30	7,110	326,136	7,402
	GERMANY	270,194.87	2,063,922	94,672,102	2,150,590
	INDIA	116,723.37	377,654	17,322,989	409,034
	INDONESIA	454,268.42	844,523	38,738,270	902,304
	ITALY	36,609.15	491,598	22,549,600	520,104
	JAPAN	621,364.71	2,770,790	127,096,138	2,962,006
	NETHERLANDS	16,584.61	8,368	383,840	8,598
	PEOPLE'S REPUBLIC OF CHINA	689,854.36	2,594,555	119,012,238	2,819,334
	REPUBLIC OF KOREA	2,002.86	5,226	239,717	5,389
	SINGAPORE	167,468.14	312,207	14,320,935	334,833
	TAIWAN (REP. OF CHINA)	68,623.00	68,594	3,146,407	68,733
	UK OF GREAT BRITAIN AND N. IRELAND	173.97	3,035	139,215	3,188
	UNITED STATES OF AMERICA	69,261.76	399,261	18,314,102	422,888
8427	Fork-lift trucks; other works trucks fitted with lifting or handling equipment.	17,712,259.05	59,072,743	2,709,666,720	63,437,568
842710	Self-propelled trucks powered by an electric motor with lifting or handling equipment	4,282,532.16	19,157,494	878,754,249	20,276,688
	AUSTRALIA	16,548.05	75,427	3,459,836	80,613
	GERMANY	90,497.81	495,679	22,736,796	512,742
	HONG KONG, CHINA	6,018.63	10,191	467,461	10,220
	JAPAN	1,002,648.56	4,132,229	189,545,344	4,326,501
	MALAYSIA	86,744.14	150,265	6,892,656	158,559
	NETHERLANDS	32,983.31	151,082	6,930,131	155,343
	PEOPLE'S REPUBLIC OF CHINA	1,574,408.56	6,469,591	296,760,139	6,788,968
	REPUBLIC OF KOREA	177,792.81	671,043	30,780,742	703,844
	SINGAPORE	456,214.27	2,539,644	116,493,470	2,831,889
	SWEDEN	38,870.99	293,987	13,485,184	312,240
	TAIWAN (REP. OF CHINA)	18,358.17	61,506	2,821,280	64,944
	THAILAND	247,771.75	1,456,023	66,787,775	1,536,189
	UK OF GREAT BRITAIN AND N. IRELAND	40,663.15	47,647	2,185,568	54,742
	UNITED STATES OF AMERICA	493,011.96	2,603,180	119,407,867	2,739,894
842720	Other self-propelled trucks fitted with lifting or handling equipment	8,929,066.23	26,999,864	1,238,483,763	29,674,682
	AUSTRALIA	115,609.75	369,957	16,969,928	380,996
	FRANCE	4,284.20	42,907	1,968,144	46,610
	GERMANY	90,172.58	422,777	19,392,781	429,756
	HONG KONG, CHINA	304,154.64	288,810	13,247,715	299,835
	ITALY	10,576.14	78,855	3,617,079	81,079
	JAPAN	3,827,629.71	10,704,356	491,008,810	12,626,529

TABLE 8 - Continued

PSCC CODE	COMMODITY AND COUNTRY OF ORIGIN	GROSS WEIGHT (GK)	FOB VALUE		CIF DOLLARS
			DOLLARS	PESOS	
	MALAYSIA	93,594.58	140,140	6,428,222	148,434
	NETHERLANDS	21,578.16	29,352	1,346,376	32,510
	PEOPLE'S REPUBLIC OF CHINA	3,287,104.60	9,146,416	419,546,102	9,613,121
	REPUBLIC OF KOREA	348,520.74	772,943	35,454,895	804,594
	SINGAPORE	338,643.61	1,918,757	88,013,384	1,988,314
	SWEDEN	13,286.68	113,299	5,197,025	119,740
	SWITZERLAND	3,957.18	13,494	618,970	13,518
	TAIWAN (REP. OF CHINA)	129,561.90	221,616	10,165,526	228,986
	THAILAND	5,983.69	45,548	2,089,287	52,769
	UK OF GREAT BRITAIN AND N. IRELAND	19,172.50	103,945	4,767,957	107,722
	UNITED ARAB EMIRATES, N.E.S.	11,385.29	49,972	2,292,216	53,391
	UNITED STATES OF AMERICA	303,850.28	2,536,720	116,359,346	2,646,778
842790	Other works trucks fitted with lifting or handling equipment	4,500,660.66	12,915,385	592,428,708	13,486,198
	AUSTRALIA	253,814.14	1,111,628	50,990,376	1,150,144
	BELGIUM	18,595.38	219,054	10,048,007	237,339
	FRANCE	18,297.44	88,924	4,078,944	91,008
	GERMANY	106,638.48	593,186	27,209,442	615,854
	HONG KONG, CHINA	192,459.87	1,187,362	54,464,295	1,226,760
	ITALY	28,303.26	277,671	12,736,769	279,951
	JAPAN	1,229,609.44	1,949,437	89,420,675	2,043,434
	MALAYSIA	3,640.58	16,969	778,368	18,838
	NETHERLANDS	120,183.35	383,728	17,601,603	400,121
	PEOPLE'S REPUBLIC OF CHINA	1,632,641.52	2,919,220	133,904,621	3,040,886
	REPUBLIC OF KOREA	150,297.81	305,346	14,006,221	323,513
	SINGAPORE	259,789.50	1,314,820	60,310,793	1,373,264
	SWEDEN	102,655.64	764,990	35,090,091	804,861
	TAIWAN (REP. OF CHINA)	137,787.97	236,858	10,864,676	250,353
	THAILAND	21,613.95	35,092	1,609,670	39,245
	UK OF GREAT BRITAIN AND N. IRELAND	1,469.42	19,259	883,410	22,582
	UNITED ARAB EMIRATES, N.E.S.	22,156.87	106,747	4,896,485	122,270
	UNITED STATES OF AMERICA	200,706.04	1,385,094	63,534,262	1,445,775
8428	Other lifting, handling, loading or unloading machinery (for example, lifts, escalators, conveyors, teleferics).	41,122,715.88	187,524,871	8,601,765,840	198,061,869
842810	Lifts and skip hoists	18,917,781.13	77,036,233	3,533,652,010	80,494,236
	AUSTRALIA	10,960.84	10,188	467,324	11,724
	BELGIUM	36,357.75	296,769	13,612,794	309,160
	CANADA	1,474.52	14,858	681,536	15,271
	DEMOCRATIC PEOPLE'S REP. OF KOREA	132,192.25	670,646	30,762,532	692,061
	DENMARK	8,037.43	186,828	8,569,800	193,805
	FINLAND	0.84	205	9,403	231
	FRANCE	1,879.44	50,963	2,337,673	57,113
	GERMANY	75,427.36	617,695	28,333,670	620,759
	HONG KONG, CHINA	353,872.78	640,784	29,392,762	670,896
	IRELAND	23,786.68	64,872	2,975,679	69,311
	ITALY	56,586.26	253,058	11,607,771	274,273
	JAPAN	1,167,416.54	7,544,564	346,069,151	7,872,654
	LITHUANIA	4,531.57	24,714	1,133,631	25,190
	MALAYSIA	92,129.03	334,216	15,330,488	358,389
	NETHERLANDS	37,287.59	106,779	4,897,953	113,633
	PEOPLE'S REPUBLIC OF CHINA	11,045,670.62	32,354,055	1,484,080,503	33,622,745
	REPUBLIC OF KOREA	1,009,447.46	4,403,768	202,000,839	4,555,959
	SINGAPORE	679,850.82	3,481,143	159,680,029	3,613,904
	SOUTH AFRICA, REP. OF	301.27	1,031	47,292	2,162
	SPAIN	30,752.79	152,601	6,999,808	159,071
	SWEDEN	16,997.14	250,305	11,481,490	255,624
	TAIWAN (REP. OF CHINA)	391,886.14	1,972,333	90,470,916	2,098,214
	THAILAND	3,568,689.78	22,107,994	1,014,093,685	23,317,198
	UK OF GREAT BRITAIN AND N. IRELAND	10,062.41	103,545	4,749,609	108,194
	UNITED STATES OF AMERICA	113,636.31	1,273,046	58,394,620	1,340,592
	VIETNAM	48,545.51	119,273	5,471,052	136,103
842820	Pneumatic elevators and conveyors	1,652,962.87	14,936,466	685,135,695	16,214,166
	AUSTRIA	126.63	10,033	460,214	10,159
	BELGIUM	12.52	489	22,430	603
	CANADA	29,940.60	41,960	1,924,705	42,067
	COLOMBIA	130,684.87	1,036,738	47,555,172	1,185,592
	FRANCE	12,367.78	107,240	4,919,099	114,117
	GERMANY	74,491.03	1,264,736	58,013,441	1,294,533

TABLE 8 - *Continued*

PSCC CODE	COMMODITY AND COUNTRY OF ORIGIN	GROSS WEIGHT (GK)	FOB VALUE		CIF
			DOLLARS	PESOS	DOLLARS
	HONG KONG, CHINA	6,953.19	78,402	3,596,300	87,774
	INDIA	21,871.03	50,273	2,306,022	52,488
	IRELAND	13,052.24	86,894	3,985,828	95,225
	ITALY	29,563.34	330,734	15,170,768	339,797
	JAPAN	188,335.05	5,520,804	253,239,279	6,128,014
	MALAYSIA	134,034.30	194,204	8,908,138	219,635
	NETHERLANDS	6,208.19	69,255	3,176,727	71,209
	PEOPLE'S REPUBLIC OF CHINA	215,347.44	946,048	43,395,222	1,032,533
	REPUBLIC OF KOREA	4,042.99	77,687	3,563,503	87,314
	SINGAPORE	16,757.50	434,296	19,921,157	462,092
	SWEDEN	3,125.05	109,828	5,037,810	109,948
	TAIWAN (REP. OF CHINA)	251,941.44	3,612,265	165,694,595	3,875,488
	THAILAND	33,103.54	190,299	8,729,016	211,793
	UK OF GREAT BRITAIN AND N. IRELAND	2,079.59	18,614	853,824	19,871
	UNITED STATES OF AMERICA	471,850.68	725,870	33,295,657	742,285
	VIETNAM	7,073.87	29,797	1,366,788	31,629
842831	Other continuous-action elevators and conveyors, for goods or materials, specially designed for underground use	1,634.22	17,768	815,019	18,436
	JAPAN	22.15	15,126	693,830	15,376
	PEOPLE'S REPUBLIC OF CHINA	1,612.07	2,642	121,189	3,060
842832	Other continuous-action elevators and conveyors, for goods or materials, bucket type	2,507,737.02	24,047,967	1,103,080,246	25,600,705
	AUSTRALIA	0.90	154	7,064	159
	BELGIUM	94,249.35	5,160,499	236,712,089	5,371,361
	CANADA	49,101.63	63,452	2,910,543	63,609
	COLOMBIA	232,893.94	512,483	23,507,595	554,738
	GERMANY	10,134.10	170,184	7,806,340	177,473
	HONG KONG, CHINA	42,208.06	53,744	2,465,237	60,249
	INDIA	32,401.35	146,664	6,727,478	157,622
	INDONESIA	281.62	270	12,385	1,767
	ITALY	51,758.88	329,334	15,106,551	339,843
	JAPAN	32,672.69	471,688	21,636,329	520,110
	MALAYSIA	2,807.90	86,246	3,956,104	91,160
	NETHERLANDS	14,379.93	217,606	9,981,587	225,662
	NEW ZEALAND	13,052.26	179,499	8,233,619	183,565
	PEOPLE'S REPUBLIC OF CHINA	1,246,107.52	5,915,057	271,323,665	6,743,603
	REPUBLIC OF KOREA	1,724.14	2,773	127,198	2,938
	SINGAPORE	21,452.62	953,677	43,745,164	993,064
	SWEDEN	1,385.83	31,443	1,442,290	34,674
	TAIWAN (REP. OF CHINA)	635,367.47	9,678,481	443,951,923	10,000,336
	THAILAND	4,593.45	7,616	349,346	8,176
	UK OF GREAT BRITAIN AND N. IRELAND	11,755.99	52,513	2,408,771	54,663
	UNITED STATES OF AMERICA	9,407.39	14,584	668,968	15,933
842833	Other continuous-action elevators and conveyors, for goods or materials, belt type	7,896,902.54	21,103,019	967,995,482	22,801,800
	AUSTRALIA	532.81	9,278	425,582	9,636
	BELGIUM	3.24	117	5,367	135
	CZECH REPUBLIC (CZECHOSLOVAKIA)	212.04	7,701	353,245	13,107
	FRANCE	1,434.09	53,014	2,431,752	56,615
	GERMANY	2,853.31	69,452	3,185,763	79,874
	HONG KONG, CHINA	9,156.86	240,364	11,025,497	246,694
	ITALY	257.85	14,129	648,097	15,371
	JAPAN	64,803.54	907,493	41,626,704	977,162
	MALAYSIA	8,626.87	135,785	6,228,458	141,585
	NETHERLANDS	525.66	1,971	90,410	2,431
	PEOPLE'S REPUBLIC OF CHINA	5,257,698.76	12,116,661	555,791,240	13,055,815
	REPUBLIC OF KOREA	259,900.26	955,037	43,807,547	990,422
	SINGAPORE	86,081.87	1,425,275	65,377,364	1,451,660
	SPAIN	4.16	4,346	199,351	4,346
	TAIWAN (REP. OF CHINA)	2,184,775.73	5,050,965	231,687,765	5,633,925
	THAILAND	391.46	20,774	952,903	25,533
	UK OF GREAT BRITAIN AND N. IRELAND	1,214.52	13,810	633,465	13,829
	UNITED STATES OF AMERICA	18,429.51	76,847	3,524,972	83,660
842839	Continuous-action elevators and conveyors, for goods or materials, n.e.s.	1,826,991.28	17,065,111	782,776,643	17,868,438
	AUSTRALIA	149.55	5,421	248,661	5,643

TABLE 8 - Continued

PSCC CODE	COMMODITY AND COUNTRY OF ORIGIN	GROSS WEIGHT (GK)	FOB VALUE		CIF DOLLARS
			DOLLARS	PESOS	
	CANADA	1,440.04	74,445	3,414,792	78,181
	COLOMBIA	269,942.28	305,704	14,022,642	334,287
	GERMANY	10,976.54	1,107,611	50,806,116	1,186,430
	HONG KONG, CHINA	5,900.10	292,838	13,432,479	311,640
	INDIA	84,485.44	358,220	16,431,551	384,566
	ITALY	34,084.58	262,910	12,059,682	280,868
	JAPAN	29,392.42	686,844	31,505,535	777,225
	MALAYSIA	221,730.31	1,688,513	77,452,092	1,772,565
	MALTA	2,287.68	69,064	3,167,966	71,699
	NETHERLANDS	16,516.73	119,748	5,492,841	134,703
	PEOPLE'S REPUBLIC OF CHINA	488,456.85	2,517,521	115,478,689	2,652,788
	REPUBLIC OF KOREA	105,215.05	2,816,060	129,172,672	2,878,079
	SINGAPORE	80,528.66	4,442,572	203,780,778	4,572,357
	SWEDEN	697.27	22,173	1,017,076	27,641
	TAIWAN (REP. OF CHINA)	91,838.00	559,427	25,660,917	594,753
	THAILAND	368,288.39	1,097,693	50,351,177	1,132,273
	UK OF GREAT BRITAIN AND N. IRELAND	274.84	106,683	4,893,549	113,982
	UNITED STATES OF AMERICA	14,786.55	531,664	24,387,428	558,758
842840	Escalators and moving walkways	4,972,604.16	14,148,009	648,969,173	15,000,637
	JAPAN	17,859.14	90,164	4,135,823	91,741
	PEOPLE'S REPUBLIC OF CHINA	4,779,016.39	13,369,021	613,236,993	14,170,473
	THAILAND	175,728.63	688,824	31,596,357	738,423
842850	Mine wagon pushers, locomotive or wagon tracers, wagon tippers and similar railway wagon handling equipment	1,701,083.43	9,186,692	421,393,563	9,445,499
	AUSTRALIA	90,000.49	391,199	17,944,298	405,326
	CANADA	22,077.49	76,179	3,494,331	76,294
	CZECH REPUBLIC (CZECHOSLOVAKIA)	4,451.18	144,498	6,628,123	144,812
	DENMARK	10,381.28	72,510	3,326,034	85,270
	FINLAND	7,481.55	88,077	4,040,092	92,428
	FRANCE	576.46	7,470	342,649	7,680
	GERMANY	29,216.33	414,725	19,023,436	441,543
	HONG KONG, CHINA	110.89	3,782	173,480	4,041
	ITALY	570.87	13,629	625,162	15,079
	JAPAN	97,054.44	1,021,309	46,847,444	1,062,116
	MALAYSIA	27,245.31	64,080	2,939,350	65,549
	NORWAY	2,311.67	97,936	4,492,324	114,757
	PEOPLE'S REPUBLIC OF CHINA	1,104,332.69	4,148,972	190,313,346	4,220,294
	REPUBLIC OF KOREA	36,757.06	198,799	9,118,910	206,489
	SIERRA LEONE	1,180.00	455	20,871	486
	SINGAPORE	24,134.83	1,131,903	51,920,391	1,136,043
	SWEDEN	329.25	6,562	300,999	7,466
	SWITZERLAND	40,003.78	213,011	9,770,815	222,031
	TAIWAN (REP. OF CHINA)	97,491.82	375,335	17,216,616	386,067
	THAILAND	7,089.31	46,268	2,122,313	49,409
	UK OF GREAT BRITAIN AND N. IRELAND	177.37	5,071	232,607	5,214
	UNITED ARAB EMIRATES, N.E.S.	32,929.99	149,815	6,872,014	159,905
	UNITED STATES OF AMERICA	65,179.37	515,107	23,627,958	537,200
842860	Teleferics, chair-lifts, ski-draglines; traction mechanisms for funiculars	1,014.11	30,323	1,390,916	34,283
	JAPAN	159.59	1,726	79,172	1,863
	UK OF GREAT BRITAIN AND N. IRELAND	584.52	21,976	1,008,039	23,072
	UNITED STATES OF AMERICA	270.00	6,621	303,705	9,348
842890	Other lifting, handling, loading or unloading machinery, n.e.s.	1,644,005.12	9,953,283	456,557,093	10,583,669
	ARGENTINA	11,371.94	313,400	14,375,658	333,339
	AUSTRALIA	62.91	664	30,458	691
	CANADA	1,898.32	18,379	843,045	22,985
	DENMARK	0.84	167	7,660	229
	FRANCE	5.35	28	1,284	34
	GERMANY	1,605.12	75,075	3,443,690	82,766
	HONG KONG, CHINA	11,369.37	281,864	12,929,102	326,817
	INDIA	7,783.11	26,161	1,200,005	27,318
	INDONESIA	357.63	10,611	486,727	12,810
	ITALY	14,110.28	189,434	8,689,338	198,976
	JAPAN	14,747.65	722,337	33,133,598	807,090
	MALAYSIA	19,832.16	86,915	3,986,791	92,636
	NETHERLANDS	2,800.97	93,452	4,286,643	103,155

TABLE 8 - Continued

PSC CODE	COMMODITY AND COUNTRY OF ORIGIN	GROSS WEIGHT (GK)	FOB VALUE		CIF DOLLARS
			DOLLARS	PESOS	
	NORWAY	2,347.86	69,244	3,176,222	76,000
	PEOPLE'S REPUBLIC OF CHINA	1,417,084.92	3,946,324	181,017,881	4,155,213
	POLAND	245.37	4,495	206,186	4,885
	REPUBLIC OF KOREA	17,106.60	356,114	16,334,950	397,580
	SINGAPORE	12,935.60	865,963	39,721,723	921,159
	SPAIN	14.79	1,573	72,154	1,716
	SWEDEN	14,609.74	67,462	3,094,482	73,135
	SWITZERLAND	32,783.86	17,283	792,771	25,672
	TAIWAN (REP. OF CHINA)	38,663.34	254,690	11,682,631	274,446
	THAILAND	11,256.99	87,775	4,026,239	94,988
	UK OF GREAT BRITAIN AND N. IRELAND	35.13	4,425	202,975	4,606
	UNITED STATES OF AMERICA	10,975.27	2,459,448	112,814,880	2,545,423
8429	Self-propelled bulldozers, angledozers, graders, levellers, scrapers, mechanical shovels, excavators, shovel loaders, tamping machines and road rollers.	105,641,524.95	318,614,819	14,614,861,747	337,108,037
842911	Track laying bulldozers and angledozers, self-propelled	5,139,359.90	25,373,377	1,163,876,804	26,460,268
	AUSTRIA	129,002.41	1,199,909	55,039,826	1,218,926
	GERMANY	146,557.41	225,278	10,333,502	230,296
	INDONESIA	30,909.06	46,620	2,138,459	48,529
	ITALY	419,548.22	408,843	18,753,628	437,831
	JAPAN	1,547,835.39	7,315,306	335,553,087	7,629,867
	PEOPLE'S REPUBLIC OF CHINA	1,178,365.46	1,728,171	79,271,204	1,854,537
	POLAND	76,491.33	946,826	43,430,909	1,119,956
	REPUBLIC OF KOREA	233,626.13	208,934	9,583,803	232,279
	SINGAPORE	111,307.19	217,214	9,963,606	225,139
	TAIWAN (REP. OF CHINA)	8,892.09	3,245	148,848	3,794
	THAILAND	1,158,334.75	12,141,549	556,932,853	12,489,486
	UNITED STATES OF AMERICA	98,490.46	931,482	42,727,079	969,628
842919	Other track laying bulldozers and angledozers, self-propelled	3,551,399.91	7,605,510	348,864,744	8,102,357
	HONG KONG, CHINA	14,991.54	19,489	893,960	20,822
	INDIA	18,486.25	77,463	3,553,228	82,763
	JAPAN	2,628,035.98	3,291,720	150,991,197	3,584,645
	MALDIVES, REP. OF	2,587.70	8,192	375,767	8,558
	PEOPLE'S REPUBLIC OF CHINA	583,045.96	2,472,823	113,428,391	2,597,098
	REPUBLIC OF KOREA	80,042.25	66,403	3,045,906	70,513
	SINGAPORE	25,685.31	26,807	1,229,637	29,067
	THAILAND	68,173.58	756,421	34,697,031	786,742
	UNITED STATES OF AMERICA	130,351.34	886,192	40,649,627	922,149
842920	Graders and levellers, self-propelled	4,345,178.24	21,619,275	991,676,144	22,881,929
	AUSTRALIA	12,432.02	20,561	943,133	21,403
	BRAZIL	426,612.21	3,821,187	175,277,848	3,985,608
	GERMANY	690.64	20,781	953,224	20,832
	INDIA	71,914.68	1,597,837	73,292,783	1,743,484
	JAPAN	1,272,556.08	5,537,974	254,026,867	5,933,625
	PEOPLE'S REPUBLIC OF CHINA	2,291,201.56	8,241,925	378,057,100	8,615,257
	REPUBLIC OF KOREA	65,631.64	38,109	1,748,060	40,265
	SINGAPORE	33,486.77	745,054	34,175,627	788,834
	SLOVENIA	440.87	4,417	202,608	5,428
	TAIWAN (REP. OF CHINA)	13,303.08	17,294	793,276	17,782
	THAILAND	66,572.04	1,032,998	47,383,618	1,085,263
	UNITED STATES OF AMERICA	90,336.65	541,138	24,822,000	624,148
842930	Scrapers, self-propelled	50,968.55	893,709	40,994,433	943,106
	GERMANY	18.93	533	24,449	551
	JAPAN	1.70	465	21,330	499
	PEOPLE'S REPUBLIC OF CHINA	48,797.38	889,350	40,794,485	938,494
	TAIWAN (REP. OF CHINA)	2,150.54	3,361	154,169	3,562
842940	Tamping machines and road rollers, self-propelled	6,468,314.49	15,162,249	695,492,361	16,141,603
	AUSTRALIA	20,356.64	19,623	900,107	23,338
	CANADA	32,001.13	17,466	801,166	20,504
	CZECH REPUBLIC (CZECHOSLOVAKIA)	97,226.32	441,433	20,248,532	462,911
	DENMARK	12,584.08	14,583	668,922	15,201
	GERMANY	377,956.21	1,867,800	85,675,986	1,949,010
	HONG KONG, CHINA	57,073.21	63,661	2,920,130	70,359

TABLE 8 - *Continued*

PSCC CODE	COMMODITY AND COUNTRY OF ORIGIN	GROSS WEIGHT (GK)	FOB VALUE		CIF DOLLARS
			DOLLARS	PESOS	
	INDIA	169,206.37	1,010,059	46,331,406	1,110,166
	INDONESIA	205,396.86	1,661,376	76,207,317	1,726,265
	ITALY	3,806.05	3,214	147,426	3,565
	JAPAN	1,811,121.07	2,254,882	103,431,437	2,494,737
	MALAYSIA	196.68	125,867	5,773,519	126,267
	NETHERLANDS	7,123.08	9,260	424,756	11,225
	PEOPLE'S REPUBLIC OF CHINA	2,645,364.65	6,062,332	278,079,169	6,395,081
	REPUBLIC OF KOREA	575,837.87	409,616	18,789,086	438,911
	SINGAPORE	131,999.29	695,250	31,891,117	753,150
	SWEDEN	17,806.73	150,382	6,898,022	153,596
	SWITZERLAND	0.84	3,087	141,601	3,172
	TAIWAN (REP. OF CHINA)	78,765.15	87,612	4,018,762	92,209
	THAILAND	12,778.99	10,413	477,644	11,134
	UNITED ARAB EMIRATES, N.E.S.	16,900.54	17,666	810,340	17,819
	UNITED STATES OF AMERICA	182,244.61	221,267	10,149,518	245,917
	VIETNAM	12,568.12	15,400	706,398	17,066
842951	Front-end shovel loaders, self-propelled	15,636,034.62	44,728,827	2,051,711,295	47,638,649
	AUSTRALIA	45,219.52	974,718	44,710,315	1,009,703
	CANADA	32,311.38	13,306	610,346	13,925
	DENMARK	1,305.38	1,697	77,841	2,066
	FINLAND	186,190.50	3,292,135	151,010,232	3,409,534
	FRANCE	5,445.20	77,144	3,538,595	80,120
	GABON	1,652.42	24,632	1,129,870	27,323
	HONG KONG, CHINA	612.35	29,767	1,365,412	30,763
	INDIA	136,434.29	697,057	31,974,005	726,138
	INDONESIA	25,711.10	67,318	3,087,877	79,683
	JAMAICA (EXCLUDES CAYMAN IS., TURKS, CAICOS)	5,816.84	3,113	142,793	4,708
	JAPAN	4,219,233.27	10,356,513	475,053,251	11,210,555
	MEXICO	1,609.61	4,865	223,158	5,662
	NETHERLANDS	15,828.46	20,577	943,867	24,946
	PEOPLE'S REPUBLIC OF CHINA	9,556,613.11	20,615,704	945,642,342	22,074,443
	POLAND	73,158.99	627,567	28,786,498	661,258
	REPUBLIC OF KOREA	711,547.11	3,460,449	158,730,796	3,600,753
	SINGAPORE	17,458.96	387,441	17,771,919	388,657
	SWEDEN	38,738.65	362,210	16,614,573	396,874
	TAIWAN (REP. OF CHINA)	68,697.87	113,069	5,186,475	115,387
	THAILAND	49,302.64	569,629	26,128,882	585,708
	TURKEY	41,913.24	311,986	14,310,798	317,855
	UK OF GREAT BRITAIN AND N. IRELAND	16,138.00	16,138	740,250	18,308
	UKRAINE (UKRAINIAN S.S.R.)	4,609.00	4,609	211,415	4,629
	UNITED ARAB EMIRATES, N.E.S.	3,386.00	3,849	176,554	4,225
	UNITED STATES OF AMERICA	377,100.73	2,693,334	123,543,231	2,845,426
842952	Mechanical shovels, excavators and shovel loaders, with a 360o revolving superstructure, self-propelled	41,639,086.04	148,604,495	6,816,488,186	156,481,634
	AUSTRALIA	18,507.70	20,842	956,023	21,430
	CANADA	4,650.06	6,826	313,109	6,878
	GERMANY	37,703.00	37,703	1,729,437	45,100
	HONG KONG, CHINA	156,404.06	148,474	6,810,502	155,948
	INDIA	1,134,644.18	3,352,358	153,772,661	3,588,390
	INDONESIA	1,750,015.67	6,314,614	289,651,344	6,494,786
	ITALY	19,520.33	147,794	6,779,311	148,279
	JAPAN	15,248,849.41	42,730,529	1,960,049,365	45,997,186
	MALAYSIA	109,303.44	355,252	16,295,409	386,627
	PEOPLE'S REPUBLIC OF CHINA	7,073,569.14	26,583,582	1,219,388,906	27,910,493
	REPUBLIC OF KOREA	11,333,257.94	45,564,168	2,090,028,386	47,587,343
	SINGAPORE	72,397.54	255,433	11,716,712	270,683
	TAIWAN (REP. OF CHINA)	132,210.93	148,807	6,825,777	155,635
	THAILAND	4,444,347.62	22,383,112	1,026,713,348	23,122,292
	TURKEY	18,913.90	302,032	13,854,208	322,769
	UNITED ARAB EMIRATES, N.E.S.	2,239.00	2,239	102,703	3,050
	UNITED STATES OF AMERICA	82,552.12	250,730	11,500,985	264,745
842959	Other self-propelled mechanical shovels, excavators and shovel loaders	28,811,183.20	54,627,377	2,505,757,780	58,458,491
	AUSTRALIA	44,803.24	57,476	2,636,424	59,104
	CAMBODIA (DEMOCRATIC KAMPUCHEA)	24,872.08	15,805	724,975	17,615
	CANADA	29,686.73	19,895	912,584	23,609
	FRANCE	21,590.89	273,369	12,539,436	289,126
	GERMANY	147,832.08	1,040,782	47,740,670	1,068,432

TABLE 8 - Continued

PSCC CODE	COMMODITY AND COUNTRY OF ORIGIN	GROSS WEIGHT (GK)	FOB VALUE		CIF DOLLARS
			DOLLARS	PESOS	
	GUAM	2,936.81	15,663	718,462	17,823
	HONG KONG, CHINA	168,750.74	289,447	13,276,934	304,264
	INDIA	98,129.49	491,705	22,554,508	515,654
	INDONESIA	231,843.42	1,196,231	54,871,116	1,214,204
	ITALY	64,916.49	163,402	7,495,250	173,719
	JAMAICA (EXCLUDES CAYMAN IS., TURKS, CAICOS)	60,988.85	75,855	3,479,468	80,001
	JAPAN	20,420,987.18	30,871,671	1,416,083,549	33,453,139
	MALAYSIA	208,591.66	941,982	43,208,714	1,010,726
	MALDIVES, REP. OF	6,133.82	20,855	956,619	21,749
	NETHERLANDS	82,571.29	85,759	3,933,765	90,859
	PEOPLE'S REPUBLIC OF CHINA	4,023,433.70	8,698,151	398,984,186	9,194,950
	REPUBLIC OF KOREA	1,470,040.52	4,655,501	213,547,831	4,929,796
	RUSSIAN FEDERATION	0.81	22	1,009	25
	SINGAPORE	272,600.06	1,322,380	60,657,571	1,379,838
	SWEDEN	10,454.43	161,815	7,422,454	162,091
	TAIWAN (REP. OF CHINA)	608,074.58	600,144	27,528,605	633,337
	THAILAND	70,138.83	241,910	11,096,411	287,667
	UK OF GREAT BRITAIN AND N. IRELAND	173,629.01	893,248	40,973,286	935,203
	UKRAINE (UKRAINIAN S.S.R.)	7,392.00	7,392	339,071	7,423
	UNITED ARAB EMIRATES, N.E.S.	41,585.28	44,911	2,060,067	51,968
	UNITED STATES OF AMERICA	504,207.78	2,421,601	111,078,838	2,514,368
	VIETNAM	14,991.43	20,405	935,977	21,801
8430	Other moving, grading, levelling, scraping, excavating, tamping, compacting, extracting or boring machinery, for earth, minerals or ores; pile-drivers and pile-extractors; snow-ploughs and snow-blowers.	10,188,927.49	43,758,126	2,007,185,244	46,622,249
843010	Pile-drivers and pile-extractors	4,993,960.56	8,457,801	387,959,334	9,033,825
	FINLAND	909.01	9,780	448,609	10,049
	GERMANY	28,810.83	97,930	4,492,049	100,066
	HONG KONG, CHINA	12,272.81	17,250	791,258	17,977
	INDIA	20,579.94	66,662	3,057,786	71,223
	INDONESIA	25,421.70	43,308	1,986,538	46,301
	JAPAN	219,687.40	545,048	25,001,352	565,474
	KENYA	24,034.67	60,484	2,774,401	62,190
	PEOPLE'S REPUBLIC OF CHINA	3,941,283.46	4,668,888	214,161,893	5,022,770
	REPUBLIC OF KOREA	396,713.04	1,763,636	80,897,984	1,872,492
	SINGAPORE	288,017.92	1,117,510	51,260,183	1,194,054
	TAIWAN (REP. OF CHINA)	1,021.03	454	20,825	471
	THAILAND	15,225.33	11,419	523,790	13,527
	VIETNAM	19,983.42	55,432	2,542,666	57,231
843020	Snow-ploughs and snow-blowers	3,355.62	24,375	1,118,081	25,288
	JAPAN	3,112.48	20,784	953,362	21,585
	PEOPLE'S REPUBLIC OF CHINA	240.93	104	4,770	118
	SINGAPORE	2.21	3,487	159,949	3,585
843031	Coal or rock cutters and tunnelling machinery, self-propelled	105,173.26	1,222,871	56,093,093	1,262,723
	FINLAND	22,762.86	1,008,886	46,277,601	1,037,343
	GERMANY	4,845.03	67,002	3,073,382	70,852
	JAPAN	22,082.37	94,174	4,319,761	99,981
	PEOPLE'S REPUBLIC OF CHINA	3,695.95	13,959	640,299	14,106
	VIETNAM	51,787.05	38,850	1,782,050	40,441
843039	Coal or rock cutters and tunnelling machinery, not self-propelled	194,592.78	1,666,238	76,430,337	1,752,404
	CANADA	19,130.26	419,991	19,264,987	444,242
	GERMANY	9,921.44	436,756	20,033,998	454,611
	INDIA	41,054.36	429,938	19,721,256	450,401
	INDONESIA	15,490.80	13,143	602,869	15,278
	IRELAND	10,118.34	159,919	7,335,485	160,080
	JAPAN	39,610.47	48,735	2,235,474	54,961
	PEOPLE'S REPUBLIC OF CHINA	14,511.85	14,543	667,087	17,920
	REPUBLIC OF KOREA	17,540.02	36,444	1,671,686	42,294
	SINGAPORE	11,995.08	15,077	691,582	15,502
	UK OF GREAT BRITAIN AND N. IRELAND	13,271.90	14,973	686,812	17,133
	UNITED STATES OF AMERICA	1,948.26	76,719	3,519,101	79,982
843041	Other boring or sinking machinery, self-propelled	1,455,314.51	11,476,641	526,433,522	12,310,527

TABLE 8 - Continued

PSCC CODE	COMMODITY AND COUNTRY OF ORIGIN	GROSS WEIGHT (GK)	FOB VALUE		CIF
			DOLLARS	PESOS	DOLLARS
	FINLAND	51,971.41	993,527	45,573,083	1,174,369
	FRANCE	25,460.59	638,168	29,272,766	659,836
	GERMANY	105,622.01	1,097,682	50,350,673	1,099,389
	ITALY	184,762.42	1,035,062	47,478,294	1,143,632
	JAPAN	103,020.07	1,366,725	62,691,676	1,475,729
	MALAYSIA	9,593.18	31,467	1,443,391	32,682
	PEOPLE'S REPUBLIC OF CHINA	348,625.88	1,551,534	71,168,865	1,778,795
	REPUBLIC OF KOREA	29,685.23	189,884	8,709,979	202,725
	SINGAPORE	434,004.86	2,033,391	93,271,645	2,115,451
	SWEDEN	66,825.25	2,062,618	94,612,288	2,130,896
	UNITED STATES OF AMERICA	63,969.24	396,176	18,172,593	413,805
	VIETNAM	31,774.37	80,407	3,688,269	83,218
843049	Other boring or sinking machinery, not self-propelled	1,085,294.71	9,455,530	433,725,163	10,097,053
	AUSTRALIA	121,507.96	1,328,383	60,932,928	1,387,285
	COLOMBIA	30,482.78	1,047,046	48,028,000	1,118,683
	FRANCE	1,128.23	17,989	825,155	20,835
	GERMANY	5,770.89	291,150	13,355,051	291,906
	HONG KONG, CHINA	29,101.41	223,857	10,268,321	224,257
	INDIA	200,158.79	1,375,176	63,079,323	1,397,669
	ITALY	6,726.44	90,587	4,155,226	100,663
	JAPAN	85,757.13	1,716,476	78,734,754	1,834,012
	MALAYSIA	18,124.46	36,474	1,673,063	37,482
	MONGOLIA	11,473.78	212,673	9,755,311	223,147
	NETHERLANDS	251.92	60,340	2,767,796	65,172
	NEW ZEALAND	17,490.08	218,626	10,028,375	233,584
	PEOPLE'S REPUBLIC OF CHINA	310,153.50	1,462,043	67,063,912	1,668,370
	REPUBLIC OF KOREA	7,553.94	61,546	2,823,115	64,513
	SINGAPORE	141,357.68	284,909	13,068,776	302,760
	SWEDEN	36,943.97	774,939	35,546,452	861,074
	TAIWAN (REP. OF CHINA)	1,913.15	20,349	933,409	23,574
	THAILAND	12,193.96	26,928	1,235,187	27,023
	UK OF GREAT BRITAIN AND N. IRELAND	5,709.86	139,404	6,394,461	142,679
	UNITED STATES OF AMERICA	244.01	13,009	596,723	13,421
	VIETNAM	41,250.77	53,626	2,459,825	58,944
843050	Other moving, grading, levelling, scraping, excavating, tamping, compacting, extracting or boring machinery, for earth, minerals or ores, self-propelled	170,976.31	2,471,244	113,355,961	2,590,660
	FRANCE	35,820.42	1,058,381	48,547,936	1,075,437
	HONG KONG, CHINA	406.82	6,466	296,595	7,545
	JAPAN	32,797.19	491,079	22,525,794	520,256
	MALAYSIA	10,077.69	12,493	573,054	13,348
	NETHERLANDS	11,440.86	164,320	7,537,358	168,955
	PEOPLE'S REPUBLIC OF CHINA	61,961.26	283,481	13,003,273	320,414
	REPUBLIC OF KOREA	57.87	601	27,568	649
	SINGAPORE	3,098.36	49,692	2,279,372	52,066
	SWEDEN	12,037.44	384,153	17,621,098	410,973
	TAIWAN (REP. OF CHINA)	2,507.00	5,014	229,992	5,025
	UNITED STATES OF AMERICA	771.40	15,564	713,921	15,992
843061	Tamping or compacting machinery, not self-propelled	1,151,342.48	3,432,884	157,466,389	3,668,947
	AUSTRALIA	1,147.50	935	42,888	962
	BELGIUM	147.95	2,362	108,345	3,421
	FRANCE	114.79	2,226	102,107	2,666
	GERMANY	80,168.56	106,460	4,883,320	121,968
	HONG KONG, CHINA	12,745.45	28,554	1,309,772	29,119
	INDIA	721,705.77	2,582,086	118,440,285	2,754,641
	INDONESIA	1,332.55	21,654	993,269	23,136
	JAPAN	206,727.61	286,139	13,125,196	314,986
	PEOPLE'S REPUBLIC OF CHINA	108,185.42	363,977	16,695,625	377,480
	REPUBLIC OF KOREA	10,870.56	15,395	706,169	16,301
	SINGAPORE	3,739.39	12,959	594,429	13,562
	TAIWAN (REP. OF CHINA)	12.65	145	6,651	168
	UNITED STATES OF AMERICA	4,444.28	9,992	458,333	10,537
843069	Other machineries, n.e.s., not self-propelled	1,028,917.26	5,550,542	254,603,364	5,880,822
	AUSTRALIA	811.85	24,849	1,139,824	27,689
	FINLAND	1,490.66	26,960	1,236,655	28,580
	GERMANY	18,454.91	1,074,995	49,310,021	1,118,607

TABLE 8 - Continued

PSCC CODE	COMMODITY AND COUNTRY OF ORIGIN	GROSS WEIGHT (GK)	FOB VALUE		CIF
			DOLLARS	PESOS	DOLLARS
	HONG KONG, CHINA	5,801.24	89,446	4,102,888	97,657
	JAPAN	592,864.77	776,915	35,637,091	833,854
	NETHERLANDS	104,567.93	2,240,711	102,781,414	2,398,579
	PEOPLE'S REPUBLIC OF CHINA	107,198.40	334,472	15,342,231	351,011
	REPUBLIC OF KOREA	103,398.98	94,321	4,326,505	102,251
	SINGAPORE	33,153.59	283,680	13,012,402	297,324
	TAIWAN (REP. OF CHINA)	14,165.43	6,677	306,274	7,195
	THAILAND	10,455.34	4,293	196,920	4,710
	UK OF GREAT BRITAIN AND N. IRELAND	247.85	23,403	1,073,496	27,623
	UNITED STATES OF AMERICA	36,306.31	569,820	26,137,643	585,742
8431	Parts suitable for use solely or principally with the machinery of headings 84.25 to 84.30.	29,082,599.88	134,559,725	6,172,254,610	142,877,916
843110	Parts of machinery of heading 84.25	354,787.21	2,166,877	99,394,649	2,317,328
	AUSTRALIA	957.62	34,178	1,567,745	35,742
	AUSTRIA	44.14	9,770	448,150	10,439
	BELGIUM	20.70	2,116	97,061	2,480
	CANADA	55.15	4,888	224,213	5,304
	DENMARK	1,441.80	46,244	2,121,212	47,590
	FRANCE	0.18	681	31,237	700
	GERMANY	5,734.17	520,992	23,897,904	553,129
	HONG KONG, CHINA	2,295.88	14,194	651,079	15,186
	INDIA	266.10	3,562	163,389	3,574
	INDONESIA	13.42	543	24,907	613
	ITALY	8,104.20	28,987	1,329,633	31,087
	JAPAN	72,664.03	491,700	22,554,281	521,681
	LUXEMBOURG	50.75	2,892	132,656	3,582
	MALAYSIA	23,898.58	33,172	1,521,600	35,099
	NETHERLANDS	817.93	51,126	2,345,150	57,517
	NETHERLANDS ANTILLES	880.60	36,476	1,673,154	40,249
	PEOPLE'S REPUBLIC OF CHINA	135,923.87	243,763	11,181,408	265,401
	POLAND	6.86	723	33,164	893
	REPUBLIC OF KOREA	17,405.00	189,786	8,705,485	198,474
	SINGAPORE	13,537.11	256,578	11,769,232	284,368
	SPAIN	2,121.27	61,779	2,833,803	61,857
	SWEDEN	192.49	7,307	335,172	8,550
	SWITZERLAND	6.33	728	33,393	775
	TAIWAN (REP. OF CHINA)	40,387.34	65,492	3,004,117	68,824
	THAILAND	1,340.09	14,542	667,042	14,909
	UK OF GREAT BRITAIN AND N. IRELAND	25,235.12	14,793	678,555	15,733
	UNITED STATES OF AMERICA	1,386.48	29,865	1,369,907	33,572
843120	Parts of machinery of heading 84.27	1,383,025.83	5,701,988	261,550,193	6,174,912
	AUSTRALIA	55,572.16	779,030	35,734,106	810,351
	BELGIUM	11,665.61	76,729	3,519,559	176,120
	BRAZIL	40.90	2,479	113,712	2,796
	CANADA	9.74	1,123	51,513	1,250
	CZECH REPUBLIC (CZECHOSLOVAKIA)	421.91	15,714	720,801	16,365
	DENMARK	471.29	3,321	152,335	3,630
	FINLAND	4,142.33	33,670	1,544,443	35,387
	FRANCE	1,304.53	24,419	1,120,100	27,163
	GERMANY	5,901.62	128,045	5,873,424	136,387
	HONG KONG, CHINA	78,450.29	220,798	10,128,005	231,827
	HUNGARY	10.50	77	3,532	80
	ITALY	2,379.11	90,671	4,159,079	100,762
	JAPAN	548,266.80	1,422,960	65,271,175	1,518,579
	MALAYSIA	1,750.32	27,622	1,267,021	32,401
	MEXICO	0.82	50	2,294	53
	NETHERLANDS	22,720.71	131,314	6,023,374	141,526
	NEW ZEALAND	108.44	259	11,880	275
	PEOPLE'S REPUBLIC OF CHINA	430,423.29	935,754	42,923,036	990,852
	REPUBLIC OF KOREA	18,735.07	50,057	2,296,115	54,035
	SINGAPORE	57,296.59	892,753	40,950,580	946,642
	SPAIN	80.17	434	19,908	494
	SWEDEN	9,551.22	134,569	6,172,680	149,100
	SWITZERLAND	35.47	19,018	872,356	21,469
	TAIWAN (REP. OF CHINA)	40,565.46	52,546	2,410,285	57,059
	THAILAND	79.93	5,189	238,019	5,696
	UK OF GREAT BRITAIN AND N. IRELAND	1,639.65	33,853	1,552,837	37,032
	UNITED STATES OF AMERICA	89,183.14	616,333	28,271,194	674,250
	VIETNAM	2,218.76	3,201	146,830	3,331

TABLE 8 - Continued

PSCC CODE	COMMODITY AND COUNTRY OF ORIGIN	GROSS WEIGHT (GK)	FOB VALUE		CIF DOLLARS
			DOLLARS	PESOS	
843131	Parts of lifts, hoists or escalators	1,447,408.01	7,813,073	358,385,660	8,213,949
	AUSTRALIA	1,507.55	28,298	1,298,030	31,606
	AUSTRIA	1,255.42	15,356	704,380	15,371
	BELGIUM	35.92	1,284	58,897	1,326
	CANADA	1,074.92	10,039	460,489	10,593
	CZECH REPUBLIC (CZECHOSLOVAKIA)	1,101.88	62,535	2,868,480	63,674
	DENMARK	237.08	3,666	168,160	4,905
	FINLAND	11,263.98	178,076	8,168,346	180,164
	FRANCE	522.47	113,765	5,218,401	122,084
	GERMANY	32,284.24	142,420	6,532,806	148,143
	HONG KONG, CHINA	9,776.23	118,247	5,423,990	124,568
	HUNGARY	57.79	440	20,183	470
	INDIA	4,478.57	38,661	1,773,380	41,472
	INDONESIA	175,294.16	313,272	14,369,787	334,682
	ISRAEL	69.14	4,398	201,736	4,699
	ITALY	7,121.95	57,891	2,655,460	63,796
	JAPAN	53,115.39	1,571,528	72,085,989	1,647,880
	LUXEMBOURG	15.14	2,602	119,354	2,673
	MALAYSIA	4,075.17	25,027	1,147,988	28,397
	MEXICO	0.38	37	1,697	44
	NETHERLANDS	668.70	11,767	539,752	12,577
	PEOPLE'S REPUBLIC OF CHINA	909,846.31	3,013,130	138,212,274	3,145,269
	REPUBLIC OF KOREA	26,744.03	217,580	9,980,394	229,053
	SINGAPORE	28,301.69	296,205	13,586,923	319,760
	SLOVAK REPUBLIC (SLOVAKIA)	30.84	576	26,421	615
	SPAIN	3,665.30	31,426	1,441,511	34,510
	SWEDEN	4,725.54	253,040	11,606,945	267,672
	SWITZERLAND	2,811.58	97,406	4,468,014	103,707
	TAIWAN (REP. OF CHINA)	90,241.53	567,432	26,028,106	597,868
	THAILAND	18,791.87	228,882	10,498,817	243,476
	UK OF GREAT BRITAIN AND N. IRELAND	808.19	27,516	1,262,158	29,588
	UNITED ARAB EMIRATES, N.E.S.	14.25	353	16,192	380
	UNITED STATES OF AMERICA	12,393.93	291,252	13,359,729	306,498
	VIETNAM	45,076.87	88,966	4,080,871	96,429
843139	Parts of other machineries of heading 84.28	3,869,113.74	23,537,746	1,079,676,421	24,690,903
	AUSTRALIA	34,886.13	643,379	29,511,796	688,853
	AUSTRIA	110.34	12,549	575,623	13,969
	BELGIUM	1,306.91	19,643	901,025	22,314
	CANADA	23,435.37	132,866	6,094,564	138,656
	CZECH REPUBLIC (CZECHOSLOVAKIA)	25.37	13,113	601,493	13,204
	DENMARK	217.24	10,056	461,268	10,866
	FINLAND	44,575.15	57,217	2,624,544	64,176
	FRANCE	15,933.25	492,123	22,573,683	514,824
	GERMANY	87,485.49	891,857	40,909,481	940,429
	HONG KONG, CHINA	3,391.19	78,615	3,606,070	89,371
	INDIA	838,189.86	2,576,137	118,167,405	2,734,486
	INDONESIA	10,340.92	185,955	8,529,756	192,336
	IRELAND	23.00	3,954	181,370	4,130
	ISRAEL	31.65	2,012	92,290	2,149
	ITALY	36,776.14	267,464	12,268,575	280,481
	JAPAN	147,323.64	661,475	30,341,859	706,127
	LUXEMBOURG	66.79	5,712	262,009	6,784
	MACAU	30.94	265	12,156	273
	MALAYSIA	18,119.28	423,430	19,422,735	444,566
	MEXICO	13.54	116	5,321	174
	NETHERLANDS	24,769.02	240,587	11,035,726	256,889
	NEW ZEALAND	103.53	11,076	508,056	11,946
	PEOPLE'S REPUBLIC OF CHINA	1,296,786.42	2,822,966	129,489,449	2,969,305
	REPUBLIC OF KOREA	203,299.36	1,031,684	47,323,346	1,091,520
	SINGAPORE	642,489.77	8,241,950	378,058,247	8,527,368
	SLOVAK REPUBLIC (SLOVAKIA)	106.11	5,393	247,377	5,481
	SOUTH AFRICA, REP. OF	1,328.37	10,714	491,452	14,452
	SPAIN	164.77	3,381	155,086	3,616
	SWEDEN	5,579.71	278,804	12,788,740	300,931
	SWITZERLAND	510.52	75,928	3,482,819	79,504
	TAIWAN (REP. OF CHINA)	79,926.98	629,261	28,864,203	672,948
	THAILAND	29,482.55	175,559	8,052,892	185,163
	UK OF GREAT BRITAIN AND N. IRELAND	10,891.35	101,707	4,665,300	105,693
	UNITED ARAB EMIRATES, N.E.S.	635.95	5,890	270,174	5,902
	UNITED STATES OF AMERICA	297,740.82	3,414,000	156,600,181	3,580,652

TABLE 8 - *Continued*

PSCC CODE	COMMODITY AND COUNTRY OF ORIGIN	GROSS WEIGHT (GK)	FOB VALUE		CIF DOLLARS
			DOLLARS	PESOS	
	VIETNAM	13,016.31	10,908	500,350	11,365
843141	Buckets, shovels, grabs and grips	2,057,266.42	8,000,392	366,977,981	8,424,874
	AUSTRALIA	96,625.43	1,016,618	46,632,268	1,059,245
	BELGIUM	16.47	1,989	91,235	2,180
	CANADA	5.22	548	25,137	627
	DENMARK	139.23	3,889	178,388	3,889
	FRANCE	1,014.47	114,906	5,270,738	120,693
	GERMANY	19,543.48	187,792	8,614,019	196,102
	HONG KONG, CHINA	15,188.03	53,819	2,468,678	60,527
	INDONESIA	260,140.94	2,751,722	126,221,488	2,854,456
	IRELAND	14,763.56	18,571	851,852	19,331
	ISRAEL	35.68	6,091	279,394	6,481
	ITALY	17,740.30	55,786	2,558,904	65,605
	JAPAN	564,308.57	901,146	41,335,567	984,979
	MALAYSIA	117,539.97	352,337	16,161,698	364,029
	NETHERLANDS	17,750.53	73,840	3,387,041	77,003
	PEOPLE'S REPUBLIC OF CHINA	455,825.29	856,677	39,295,774	884,570
	REPUBLIC OF KOREA	125,891.44	177,448	8,139,540	191,076
	SINGAPORE	162,146.89	527,444	24,193,856	591,849
	SOUTH AFRICA, REP. OF	9.43	422	19,357	434
	SPAIN	1,729.91	29,701	1,362,385	30,519
	SWEDEN	144.97	29,997	1,375,962	30,127
	SWITZERLAND	454.24	905	41,512	3,249
	TAIWAN (REP. OF CHINA)	87,478.25	412,610	18,926,421	414,827
	THAILAND	2,005.02	15,948	731,535	17,711
	UK OF GREAT BRITAIN AND N. IRELAND	17,589.93	16,652	763,827	18,272
	UKRAINE (UKRAINIAN S.S.R.)	36.54	884	40,549	1,134
	UNITED ARAB EMIRATES, N.E.S.	21,492.22	48,746	2,235,979	49,122
	UNITED STATES OF AMERICA	55,255.86	338,095	15,508,418	370,864
	VIETNAM	2,394.55	5,809	266,459	5,973
843142	Bulldozer or angledozer blades	2,292,424.63	15,085,535	691,973,492	16,014,586
	AUSTRALIA	2,058.16	61,653	2,828,023	63,349
	BELGIUM	337.40	8,934	409,802	11,284
	BOSNIA AND HERZEGOVINA	808.09	1,652	75,777	1,765
	DEMOCRATIC PEOPLE'S REP. OF KOREA	179.12	2,179	99,951	2,558
	FRANCE	50.45	2,808	128,803	3,474
	GERMANY	6,613.86	89,769	4,117,704	121,824
	HONG KONG, CHINA	28,072.49	18,324	840,522	19,130
	INDONESIA	117,315.91	533,730	24,482,196	556,363
	IRELAND	428,745.47	5,708,746	261,860,179	6,100,499
	ITALY	51,130.46	168,489	7,728,590	176,393
	JAPAN	464,619.23	4,664,897	213,978,825	4,886,690
	MALAYSIA	384.84	4,343	199,214	4,477
	NETHERLANDS	489.06	10,054	461,177	11,659
	NEW ZEALAND	0.42	423	19,403	423
	PEOPLE'S REPUBLIC OF CHINA	478,865.97	498,362	22,859,865	527,676
	REPUBLIC OF KOREA	296,928.22	487,401	22,357,084	513,110
	SINGAPORE	309,183.88	2,499,252	114,640,690	2,666,450
	SPAIN	2,172.36	8,633	395,996	9,040
	SWEDEN	423.33	20,930	960,059	24,030
	SWITZERLAND	131.95	12,220	560,531	13,796
	TAIWAN (REP. OF CHINA)	23,866.81	79,700	3,655,839	81,650
	THAILAND	77.71	387	17,752	403
	UK OF GREAT BRITAIN AND N. IRELAND	17.69	1,011	46,375	1,935
	UNITED ARAB EMIRATES, N.E.S.	56,746.89	125,879	5,774,070	130,960
	UNITED STATES OF AMERICA	23,204.86	75,759	3,475,065	85,648
843143	Parts of boring or sinking machinery of subheading No. 8430.41 or 8430.49	1,809,489.51	27,294,263	1,251,987,843	28,991,416
	AUSTRALIA	93,232.92	1,570,100	72,020,487	1,736,585
	BELGIUM	2,051.93	54,144	2,483,586	63,220
	BRAZIL	9,696.89	60,931	2,794,905	65,698
	CANADA	75,528.69	1,120,171	51,382,243	1,189,959
	DENMARK	312.06	107,789	4,944,281	130,540
	FINLAND	775.32	51,471	2,360,975	54,609
	FRANCE	14,984.26	347,856	15,956,155	352,789
	GERMANY	264,175.35	5,095,546	233,732,696	5,279,087
	HONG KONG, CHINA	25,107.32	418,648	19,203,384	450,788
	INDIA	40.58	3,123	143,252	3,225

TABLE 8 - Continued

PSCC CODE	COMMODITY AND COUNTRY OF ORIGIN	GROSS WEIGHT (GK)	FOB VALUE		CIF
			DOLLARS	PESOS	DOLLARS
	INDONESIA	161,847.92	2,148,611	98,556,787	2,234,409
	IRELAND	508.71	11,726	537,871	13,979
	ITALY	35,569.85	509,163	23,355,307	530,848
	JAPAN	140,164.66	840,061	38,533,598	940,729
	MALAYSIA	139,759.77	1,394,326	63,957,734	1,495,486
	MEXICO	26.45	3,479	159,582	3,487
	NETHERLANDS	2,225.73	200,727	9,207,348	214,191
	NEW ZEALAND	590.69	14,038	643,923	15,284
	NORWAY	56.25	30,286	1,389,219	34,413
	PAPUA NEW GUINEA	7,014.12	22,343	1,024,873	23,828
	PEOPLE'S REPUBLIC OF CHINA	289,558.01	1,100,056	50,459,569	1,157,994
	QATAR	33.96	1,356	62,199	1,672
	REPUBLIC OF KOREA	12,185.23	192,578	8,833,553	206,666
	SINGAPORE	320,565.51	8,303,191	380,867,371	8,799,563
	SOUTH AFRICA, REP. OF	65.13	8,007	367,281	8,836
	SPAIN	89.93	3,329	152,701	4,285
	SWEDEN	34,555.30	975,718	44,756,184	1,058,422
	SWITZERLAND	377.86	85,007	3,899,271	89,177
	TAIWAN (REP. OF CHINA)	44,261.95	108,281	4,966,849	117,772
	THAILAND	18,097.78	98,402	4,513,700	100,832
	TURKEY	1,272.48	1,087	49,861	1,342
	UK OF GREAT BRITAIN AND N. IRELAND	25,452.73	159,036	7,294,981	174,349
	UNITED ARAB EMIRATES, N.E.S.	11,397.75	692,997	31,787,772	719,762
	UNITED STATES OF AMERICA	77,048.66	1,531,163	70,234,447	1,686,030
	VIETNAM	857.76	29,516	1,353,898	31,560
843149	Other parts of machinery of headings No. 84.25 to 84.30	15,869,084.53	44,959,851	2,062,308,371	48,049,948
	ALBANIA	269.07	593	27,201	2,033
	AUSTRALIA	23,824.91	406,079	18,626,845	433,956
	AUSTRIA	14,001.49	12,668	581,081	13,263
	BELGIUM	3,181.73	89,894	4,123,438	103,133
	BRAZIL	136.60	3,869	177,471	4,134
	BRUNEI DARUSSALAM	1.67	87	3,991	98
	CANADA	10,124.18	208,970	9,585,454	220,258
	DEMOCRATIC PEOPLE'S REP. OF KOREA	777.10	2,409	110,501	2,507
	DENMARK	305.48	8,471	388,565	8,799
	FINLAND	6,799.55	78,651	3,607,722	83,816
	FRANCE	3,875.50	112,443	5,157,760	119,825
	GERMANY	292,827.94	3,693,831	169,436,028	3,937,258
	HONG KONG, CHINA	47,600.01	476,360	21,850,634	504,051
	HUNGARY	0.92	63	2,890	66
	INDIA	21,251.52	114,254	5,240,831	121,697
	INDONESIA	7,361,166.31	4,227,980	193,937,443	4,477,551
	IRELAND	578,081.31	860,443	39,468,520	1,279,639
	ITALY	49,319.15	268,354	12,309,398	279,886
	JAPAN	1,148,958.04	12,108,137	555,400,244	12,916,329
	MALAYSIA	126,562.37	566,152	25,969,392	598,900
	MALDIVES, REP. OF	2,216.11	8,192	375,767	8,529
	MEXICO	81.79	10,513	482,231	11,415
	NETHERLANDS	19,883.60	271,766	12,465,907	286,910
	NEW ZEALAND	5.82	1,506	69,080	1,744
	NORWAY	1.85	127	5,825	137
	PEOPLE'S REPUBLIC OF CHINA	4,086,635.20	4,671,961	214,302,851	5,016,004
	POLAND	3.38	1,341	61,512	1,344
	REPUBLIC OF KOREA	936,891.49	3,982,069	182,657,506	4,123,526
	SINGAPORE	377,054.69	5,707,952	261,823,758	6,010,415
	SOUTH AFRICA, REP. OF	381.02	14,151	649,106	14,782
	SPAIN	59,976.67	343,173	15,741,346	350,205
	SWEDEN	65,008.62	431,543	19,794,877	454,470
	SWITZERLAND	280.13	101,656	4,662,961	105,841
	TAIWAN (REP. OF CHINA)	203,807.61	609,315	27,949,280	645,942
	THAILAND	12,815.27	50,238	2,304,417	52,490
	TURKEY	4,768.26	66,156	3,034,576	68,891
	UK OF GREAT BRITAIN AND N. IRELAND	4,196.15	239,084	10,966,783	257,820
	UNITED ARAB EMIRATES, N.E.S.	65,548.30	184,032	8,441,548	195,270
	UNITED STATES OF AMERICA	340,110.38	5,011,145	229,861,222	5,322,409
	VIETNAM	353.34	14,223	652,409	14,605
8432	Agricultural, horticultural or forestry machinery for soil preparation or cultivation; lawn or sports-ground rollers.	3,683,929.19	8,415,676	386,027,060	8,977,295
843210	Plows	153,146.32	307,119	14,087,549	324,036

TABLE 8 - Continued

PSCC CODE	COMMODITY AND COUNTRY OF ORIGIN	GROSS WEIGHT (GK)	FOB VALUE		CIF
			DOLLARS	PESOS	DOLLARS
	INDIA	21,806.16	52,963	2,429,413	55,329
	JAPAN	8,185.86	17,759	814,606	19,010
	MALAYSIA	35,926.60	44,339	2,033,830	46,491
	PEOPLE'S REPUBLIC OF CHINA	53,156.85	82,513	3,784,871	87,130
	REPUBLIC OF KOREA	125.25	1,670	76,603	1,753
	SWITZERLAND	16,531.59	9,589	439,847	9,853
	TAIWAN (REP. OF CHINA)	127.25	1,364	62,567	1,477
	THAILAND	17,286.76	96,922	4,445,812	102,993
843221	Disc harrows	508,388.55	966,068	44,313,540	1,034,817
	ARGENTINA	12,310.35	92,417	4,239,168	94,945
	BRAZIL	6,334.97	21,250	974,738	21,849
	INDIA	170,889.95	164,604	7,550,385	167,727
	MEXICO	106,647.18	302,914	13,894,665	325,285
	PEOPLE'S REPUBLIC OF CHINA	127,932.36	121,295	5,563,802	130,427
	SINGAPORE	22,111.82	10,055	461,223	10,596
	SPAIN	251.30	718	32,935	852
	THAILAND	36,174.97	107,310	4,922,310	113,408
	UNITED STATES OF AMERICA	25,735.65	145,505	6,674,314	169,728
843229	Harrows other than disc, scarifiers, cultivators, weeders and hoes	329,731.78	1,277,462	58,597,184	1,340,765
	ARGENTINA	829.74	6,702	307,421	6,972
	AUSTRALIA	23,423.72	10,665	489,204	11,828
	BRAZIL	2,603.33	12,800	587,136	18,982
	DENMARK	50.87	221	10,137	236
	FRANCE	396.32	5,615	257,560	5,769
	HONG KONG, CHINA	178.26	73	3,349	78
	INDIA	141.80	1,371	62,888	1,433
	ITALY	15,045.11	42,803	1,963,374	43,653
	JAPAN	70,657.90	57,081	2,618,306	59,496
	MEXICO	26,060.86	129,395	5,935,349	146,214
	NETHERLANDS	3,313.04	33,149	1,520,545	34,061
	PEOPLE'S REPUBLIC OF CHINA	86,882.55	145,834	6,689,406	153,747
	REPUBLIC OF KOREA	39,118.85	33,233	1,524,397	34,798
	SINGAPORE	50.20	260,633	11,955,236	264,343
	TAIWAN (REP. OF CHINA)	3,593.68	2,806	128,711	3,101
	THAILAND	56,200.32	228,899	10,499,597	236,406
	UK OF GREAT BRITAIN AND N. IRELAND	10.64	2,661	122,060	2,736
	UNITED STATES OF AMERICA	1,174.59	303,521	13,922,508	316,912
843230	Seeders, planters and transplanters	234,981.89	1,321,797	60,630,830	1,399,718
	ARGENTINA	5,499.32	79,641	3,653,133	82,713
	BRAZIL	757.08	5,578	255,863	5,769
	CHAD	2,152.70	20,278	930,152	24,100
	GERMANY	269.71	12,973	595,072	13,466
	HONG KONG, CHINA	1,216.65	8,311	381,226	8,955
	ITALY	2,969.59	15,566	714,012	16,344
	JAMAICA (EXCLUDES CAYMAN IS., TURKS, CAICOS)	369.91	177	8,119	182
	JAPAN	58,430.77	167,438	7,680,381	181,108
	NETHERLANDS	3,310.68	33,085	1,517,609	33,995
	PEOPLE'S REPUBLIC OF CHINA	106,916.27	646,748	29,666,331	671,000
	REPUBLIC OF KOREA	21,370.55	70,163	3,218,377	72,319
	SINGAPORE	1,689.99	48,709	2,234,282	51,914
	TAIWAN (REP. OF CHINA)	15,662.25	130,369	5,980,026	144,014
	THAILAND	7,170.86	32,106	1,472,702	35,845
	TURKEY	2,295.92	17,256	791,533	18,536
	UNITED STATES OF AMERICA	4,899.64	33,399	1,532,012	39,458
843240	Manure spreaders and fertilizer distributors	25,075.12	92,076	4,223,524	113,341
	ITALY	14.19	651	29,861	980
	JAPAN	18.30	291	13,348	523
	PEOPLE'S REPUBLIC OF CHINA	248.62	2,020	92,657	2,103
	SOUTH AFRICA, REP. OF	17,526.55	27,151	1,245,416	29,009
	THAILAND	2,227.54	16,912	775,753	19,598
	UNITED STATES OF AMERICA	5,039.92	45,051	2,066,489	61,128
843280	Other agricultural, horticultural or forestry machinery for soil preparation or cultivation; lawn or sports-ground rollers	1,298,045.06	2,507,441	115,016,318	2,675,170

TABLE 8 - Continued

PSCC CODE	COMMODITY AND COUNTRY OF ORIGIN	GROSS WEIGHT (GK)	FOB VALUE		CIF
			DOLLARS	PESOS	DOLLARS
	AUSTRALIA	8,638.59	37,490	1,719,666	41,193
	BRAZIL	10,427.41	15,613	716,168	16,594
	BRUNEI DARUSSALAM	2,482.58	5,205	238,753	5,349
	CANADA	9,591.43	6,906	316,778	8,040
	DENMARK	2,581.54	3,356	153,940	3,585
	FRANCE	751.21	16,312	748,231	16,772
	GERMANY	398.34	6,207	284,715	6,597
	INDIA	114,675.99	388,139	17,803,935	434,803
	INDONESIA	28,712.74	128,381	5,888,836	134,475
	ITALY	15,768.44	17,104	784,561	18,384
	JAPAN	527,257.71	613,298	28,131,980	642,237
	MALAYSIA	42,322.94	44,005	2,018,509	46,898
	MEXICO	46,261.96	132,214	6,064,657	153,037
	NETHERLANDS	0.62	1,662	76,236	1,709
	NEW ZEALAND	960.95	736	33,760	884
	PEOPLE'S REPUBLIC OF CHINA	398,363.07	678,155	31,106,970	707,811
	REPUBLIC OF KOREA	13,944.72	25,610	1,174,731	28,583
	SINGAPORE	669.05	1,239	56,833	1,349
	TAIWAN (REP. OF CHINA)	13,005.42	8,721	400,032	8,976
	THAILAND	49,671.81	181,226	8,312,837	193,262
	UK OF GREAT BRITAIN AND N. IRELAND	23.51	478	21,926	538
	UNITED STATES OF AMERICA	11,535.03	195,384	8,962,264	204,094
843290	Parts of machinery of heading 84.32	1,134,560.47	1,943,713	89,158,115	2,089,448
	ARGENTINA	1,027.25	32,518	1,491,601	33,830
	AUSTRALIA	17,852.74	16,225	744,241	18,584
	AUSTRIA	3.56	319	14,633	366
	BRAZIL	234.16	2,365	108,483	3,630
	DENMARK	1,140.26	4,975	228,203	5,315
	FRANCE	39.35	558	25,595	595
	HONG KONG, CHINA	460.83	743	34,081	799
	INDIA	28,781.82	43,211	1,982,089	46,675
	INDONESIA	158.40	396	18,165	514
	ITALY	38,848.05	76,311	3,500,384	79,411
	JAPAN	320,007.62	670,332	30,748,128	697,832
	MALAYSIA	24,429.68	34,608	1,587,469	35,821
	MEXICO	66,298.77	203,672	9,342,435	233,874
	NETHERLANDS	3,339.12	44,013	2,018,876	50,339
	NEW ZEALAND	3,809.86	2,554	117,152	3,043
	PEOPLE'S REPUBLIC OF CHINA	563,545.63	422,470	19,378,699	453,067
	REPUBLIC OF KOREA	6,505.18	10,520	482,553	11,742
	SINGAPORE	19.41	1,138	52,200	1,170
	SOUTH AFRICA, REP. OF	2,462.15	3,814	174,948	4,075
	SPAIN	1,650.81	2,901	133,069	3,420
	SWITZERLAND	183.02	15,369	704,976	19,609
	TAIWAN (REP. OF CHINA)	12,318.80	16,201	743,139	17,382
	THAILAND	26,704.48	134,193	6,155,433	144,524
	UK OF GREAT BRITAIN AND N. IRELAND	1,895.47	6,163	282,697	6,410
	UNITED STATES OF AMERICA	7,354.30	186,592	8,558,976	205,118
	VIETNAM	5,489.75	11,552	529,890	12,303
8433	Harvesting or threshing machinery, including straw or fodder balers; grass or hay mowers; machines for cleaning, sorting or grading eggs, fruit or other agricultural produce, other than machinery of heading 84.37.	9,501,529.35	57,644,216	2,644,140,192	59,057,330
843311	Mowers for lawns, parks or sports-grounds, powered, with the cutting device rotating in a horizontal plane	149,740.02	538,050	24,680,354	556,965
	AUSTRALIA	5,034.19	3,523	161,600	3,863
	JAPAN	20,209.98	46,941	2,153,184	49,703
	PEOPLE'S REPUBLIC OF CHINA	97,887.51	150,229	6,891,004	158,283
	SINGAPORE	1.27	556	25,504	636
	SPAIN	2.48	33	1,514	82
	TAIWAN (REP. OF CHINA)	5,954.35	10,297	472,323	10,318
	UNITED ARAB EMIRATES, N.E.S.	120.93	417	19,128	531
	UNITED STATES OF AMERICA	12,174.95	304,769	13,979,754	311,664
	VIETNAM	8,354.36	21,285	976,343	21,885
843319	Mowers for lawns, other the sub-item 8433.11	503,859.92	1,840,070	84,404,011	1,921,993
	AUSTRALIA	41,193.79	29,951	1,373,852	32,587
	AUSTRIA	1,663.33	6,959	319,209	7,435

TABLE 8 - *Continued*

PSCC CODE	COMMODITY AND COUNTRY OF ORIGIN	GROSS WEIGHT (GK)	FOB VALUE		CIF DOLLARS
			DOLLARS	PESOS	
	BELGIUM	2,721.33	2,041	93,621	2,098
	BRAZIL	2,708.12	39,766	1,824,066	40,952
	DENMARK	1,454.99	6,348	291,183	6,783
	GERMANY	3,004.17	22,723	1,042,304	23,280
	HONG KONG, CHINA	4,031.25	1,075	49,310	1,314
	INDIA	15,948.86	16,088	737,957	17,858
	ITALY	2,405.19	6,369	292,146	6,544
	JAPAN	28,873.87	99,700	4,573,239	104,847
	NEW ZEALAND	6,049.57	6,014	275,862	6,539
	PEOPLE'S REPUBLIC OF CHINA	200,275.11	513,212	23,541,035	537,708
	REPUBLIC OF KOREA	49,484.93	51,511	2,362,810	54,187
	SWEDEN	4,705.55	15,192	696,857	16,232
	TAIWAN (REP. OF CHINA)	75,959.33	38,017	1,743,840	41,780
	THAILAND	21,812.94	58,401	2,678,854	60,338
	UNITED ARAB EMIRATES, N.E.S.	474.84	11,871	544,523	12,709
	UNITED STATES OF AMERICA	41,092.75	914,832	41,963,343	948,802
843320	Other mowers, including cutter bars for tractor mounting	94,693.44	504,617	23,146,783	562,668
	BRAZIL	1,566.25	5,531	253,707	9,697
	CANADA	2.41	144	6,605	153
	HONG KONG, CHINA	696.97	23,763	1,090,009	24,433
	ITALY	1,700.00	11,360	521,083	11,672
	JAPAN	35,289.85	230,842	10,588,723	273,522
	MALAYSIA	667.77	4,641	212,883	4,952
	MEXICO	1,387.14	17,491	802,312	17,972
	PEOPLE'S REPUBLIC OF CHINA	27,691.80	58,957	2,704,358	60,824
	SINGAPORE	2,906.07	4,007	183,801	4,176
	TAIWAN (REP. OF CHINA)	296.56	30,532	1,400,503	31,783
	UK OF GREAT BRITAIN AND N. IRELAND	18,990.87	12,479	572,412	12,994
	UNITED STATES OF AMERICA	3,497.75	104,870	4,810,387	110,490
843330	Other haymaking machinery	511.30	4,435	203,434	4,554
	BRAZIL	17.40	2,148	98,529	2,185
	ITALY	431.40	2,062	94,584	2,091
	PEOPLE'S REPUBLIC OF CHINA	62.50	225	10,321	278
843340	Straw or fodder balers, including pick-up balers	52,659.17	79,670	3,654,463	83,273
	ITALY	1,709.39	7,678	352,190	7,727
	JAPAN	155.06	279	12,798	358
	PEOPLE'S REPUBLIC OF CHINA	50,794.72	71,713	3,289,475	75,188
843351	Combined harvester-threshers	7,737,010.48	51,166,385	2,347,002,079	52,186,240
	BRAZIL	15,343.16	223,268	10,241,303	225,977
	INDIA	171,788.61	1,437,400	65,933,538	1,475,753
	INDONESIA	20,868.40	39,548	1,814,067	45,271
	ITALY	1,521.83	17,440	799,973	18,154
	JAPAN	84,832.55	102,553	4,704,106	107,795
	MALAYSIA	3,257.95	4,346	199,351	4,820
	PEOPLE'S REPUBLIC OF CHINA	5,856,629.84	39,951,258	1,832,564,204	40,672,212
	REPUBLIC OF KOREA	7,347.74	2,939	134,812	3,503
	SINGAPORE	14,289.65	30,858	1,415,456	37,200
	TAIWAN (REP. OF CHINA)	5,830.21	8,089	371,042	8,642
	THAILAND	1,527,976.80	9,038,418	414,592,234	9,254,914
	TURKEY	1,147.88	6,938	318,246	7,453
	UNITED STATES OF AMERICA	21,186.54	291,125	13,353,904	311,225
	VIETNAM	4,989.32	12,205	559,843	13,321
843352	Other threshing machinery	153,296.33	188,535	8,648,101	197,669
	BRAZIL	696.14	4,940	226,598	5,113
	JAPAN	321.54	1,210	55,503	1,251
	MALAYSIA	16,799.01	42,184	1,934,980	43,911
	PEOPLE'S REPUBLIC OF CHINA	78,200.06	69,016	3,165,764	74,192
	THAILAND	57,279.58	71,185	3,265,256	73,202
843353	Root or tuber harvesting machines	92,387.00	113,853	5,222,437	123,663
	GERMANY	588.29	1,348	61,833	1,513
	ITALY	3,591.48	2,483	113,895	2,553
	JAPAN	13,110.29	11,586	531,450	12,010

TABLE 8 - *Continued*

PSCC CODE	COMMODITY AND COUNTRY OF ORIGIN	GROSS WEIGHT (GK)	FOB VALUE		CIF DOLLARS
			DOLLARS	PESOS	
	PEOPLE'S REPUBLIC OF CHINA	11,353.20	10,775	494,249	11,775
	THAILAND	63,743.74	87,661	4,021,010	95,812
843359	Other harvesting machinery, n.e.s.	326,506.46	583,943	26,785,465	639,231
	AUSTRALIA	14,379.23	33,090	1,517,838	41,971
	BELGIUM	372.16	6,276	287,880	8,554
	BRAZIL	3,045.49	21,817	1,000,746	22,308
	CANADA	126.97	9,806	449,801	9,825
	DENMARK	3,085.86	32,079	1,471,464	37,614
	JAPAN	48,768.62	54,822	2,514,685	57,977
	PEOPLE'S REPUBLIC OF CHINA	155,254.99	221,943	10,180,525	236,042
	REPUBLIC OF KOREA	1,305.00	1,218	55,870	1,376
	TAIWAN (REP. OF CHINA)	23,481.76	16,321	748,644	17,341
	THAILAND	67,889.86	159,609	7,321,265	170,342
	TURKEY	934.50	1,553	71,236	8,850
	UNITED STATES OF AMERICA	465.90	16,786	769,974	17,512
	VIETNAM	7,396.12	8,623	395,537	9,519
843360	Machines for cleaning, sorting or grading eggs, fruit or other agricultural produce	58,060.13	633,251	29,047,224	682,722
	HONG KONG, CHINA	134.85	616	28,256	647
	ISRAEL	0.83	1,252	57,429	1,317
	ITALY	34.68	724	33,210	845
	JAPAN	8,779.14	9,035	414,435	9,303
	MALAYSIA	3,918.89	56,155	2,575,830	59,726
	NETHERLANDS	17,541.43	317,216	14,550,698	346,004
	PEOPLE'S REPUBLIC OF CHINA	19,398.82	224,562	10,300,659	240,739
	REPUBLIC OF KOREA	5,218.78	2,131	97,749	2,412
	TAIWAN (REP. OF CHINA)	212.88	1,264	57,980	1,364
	UNITED STATES OF AMERICA	2,819.83	20,296	930,978	20,365
843390	Parts of harvesting or threshing machinery	332,805.10	1,991,407	91,345,841	2,098,352
	AUSTRALIA	2,759.17	3,334	152,931	3,723
	AUSTRIA	142.85	16,565	759,837	17,037
	BELGIUM	4.17	447	20,504	506
	CANADA	6,039.35	26,541	1,217,436	26,580
	DENMARK	183.69	1,025	47,017	1,202
	FRANCE	500.21	31,348	1,437,933	32,288
	GERMANY	544.83	5,455	250,221	6,328
	ISRAEL	65.95	6,759	310,035	7,105
	ITALY	243.81	1,036	47,521	1,116
	JAPAN	18,497.62	81,811	3,752,670	86,990
	NETHERLANDS	565.18	5,115	234,625	5,588
	PEOPLE'S REPUBLIC OF CHINA	206,068.88	1,040,538	47,729,478	1,088,584
	REPUBLIC OF KOREA	17,056.18	12,985	595,623	13,578
	SINGAPORE	1,090.45	7,593	348,292	8,374
	SWEDEN	41.79	1,154	52,934	1,498
	SWITZERLAND	63.23	2,551	117,014	2,882
	TAIWAN (REP. OF CHINA)	6,162.90	2,702	123,941	2,903
	THAILAND	25,229.48	169,203	7,761,341	180,112
	UK OF GREAT BRITAIN AND N. IRELAND	50.09	24,354	1,117,118	25,386
	UNITED STATES OF AMERICA	47,495.27	550,891	25,269,370	586,572
8434	Milking machines and dairy machinery.	303,712.96	9,547,255	437,932,585	9,920,831
843410	Milking machines	31,138.98	616,667	28,286,515	664,990
	FRANCE	555.46	20,367	934,234	21,361
	HONG KONG, CHINA	29.51	4,799	220,130	4,799
	ITALY	67.17	2,024	92,841	2,366
	JAPAN	3,927.00	262,169	12,025,692	295,405
	MALAYSIA	1,320.51	11,061	507,368	11,811
	PEOPLE'S REPUBLIC OF CHINA	19,158.59	72,585	3,329,474	75,600
	SINGAPORE	5,488.53	231,656	10,626,061	241,294
	THAILAND	86.70	255	11,697	272
	UNITED STATES OF AMERICA	505.51	11,751	539,018	12,082
843420	Dairy machines	240,959.01	8,257,233	378,759,280	8,534,749
	AUSTRALIA	14,575.11	172,411	7,908,493	184,207
	DENMARK	16,060.22	923,379	42,355,395	942,138

TABLE 8 - Continued

PSCC CODE	COMMODITY AND COUNTRY OF ORIGIN	GROSS WEIGHT (GK)	FOB VALUE		CIF DOLLARS
			DOLLARS	PESOS	
	GERMANY	24,708.76	580,763	26,639,599	591,289
	INDIA	100.15	1,544	70,823	1,941
	INDONESIA	4,118.99	45,436	2,084,149	45,676
	ISRAEL	5,273.08	66,788	3,063,566	71,578
	ITALY	11,138.93	990,281	45,424,189	1,017,270
	JAPAN	1.38	107	4,908	114
	MALAYSIA	50,452.25	299,837	13,753,523	302,487
	NEW ZEALAND	16,009.69	2,048,926	93,984,236	2,119,469
	NORWAY	2,382.21	74,564	3,420,251	74,639
	PEOPLE'S REPUBLIC OF CHINA	9,738.17	254,824	11,688,776	259,044
	POLAND	17,743.67	540,140	24,776,222	563,555
	SINGAPORE	54,207.94	1,867,193	85,648,143	1,947,517
	SPAIN	1,826.20	42,326	1,941,494	42,378
	SWEDEN	6,651.70	200,705	9,206,339	219,860
	TURKEY	1,384.97	42,480	1,948,558	43,891
	UK OF GREAT BRITAIN AND N. IRELAND	1,152.01	22,187	1,017,718	23,319
	UNITED STATES OF AMERICA	317.51	34,554	1,584,992	35,528
	VIETNAM	3,116.07	48,788	2,237,906	48,849
843490	Parts of milking machines and dairy machines	31,614.97	673,355	30,886,790	721,092
	AUSTRALIA	21.10	3,201	146,830	3,407
	BELGIUM	0.83	651	29,861	674
	DENMARK	56.97	6,880	315,585	7,270
	GERMANY	160.31	23,238	1,065,926	23,959
	HONG KONG, CHINA	8,850.92	10,688	490,258	11,599
	INDIA	203.09	3,370	154,582	3,465
	INDONESIA	3,980.22	74,959	3,438,369	84,954
	ITALY	273.12	18,583	852,402	19,856
	JAPAN	0.18	81	3,715	85
	MALAYSIA	5,934.73	27,594	1,265,737	35,521
	NEW ZEALAND	129.19	44,797	2,054,838	47,100
	NORWAY	187.60	2,533	116,189	2,568
	PEOPLE'S REPUBLIC OF CHINA	5,037.94	139,414	6,394,920	149,188
	REPUBLIC OF KOREA	0.66	70	3,211	75
	SINGAPORE	3,545.89	204,854	9,396,653	213,340
	SPAIN	11.66	2,209	101,327	2,360
	SWEDEN	722.07	38,096	1,747,463	40,285
	SWITZERLAND	1.12	1,531	70,227	1,585
	TAIWAN (REP. OF CHINA)	68.51	3,550	162,839	3,874
	THAILAND	1,048.68	12,921	592,686	13,277
	UK OF GREAT BRITAIN AND N. IRELAND	4.93	2,975	136,463	3,214
	UNITED STATES OF AMERICA	689.94	40,282	1,847,735	42,113
	VIETNAM	685.31	10,878	498,974	11,323
8435	Presses, crushers and similar machinery used in the manufacture of wine, cider, fruit juices or similar beverages.	524,252.41	3,701,363	169,781,519	3,857,189
843510	Presses, crushers and similar machinery used in the manufacture of wine, cider, fruit juices or similar beverages	312,131.57	2,480,363	113,774,251	2,570,631
	FRANCE	40.26	425	19,495	508
	GERMANY	88,505.90	705,705	32,370,689	727,765
	HONG KONG, CHINA	744.94	1,130	51,833	1,160
	INDIA	5,695.79	12,609	578,375	12,641
	INDONESIA	3,912.16	73,820	3,386,123	75,850
	JAPAN	28,890.73	423,212	19,412,735	444,734
	MALAYSIA	4,972.71	15,393	706,077	15,468
	PEOPLE'S REPUBLIC OF CHINA	89,146.90	401,382	18,411,392	418,346
	REPUBLIC OF KOREA	846.85	4,080	187,150	4,367
	SINGAPORE	610.14	6,413	294,164	6,471
	SPAIN	1,033.63	3,838	176,049	4,100
	TAIWAN (REP. OF CHINA)	74,542.46	771,321	35,380,494	796,622
	THAILAND	197.95	483	22,155	538
	UNITED STATES OF AMERICA	8,643.17	51,963	2,383,543	52,670
	VIETNAM	4,347.98	8,589	393,977	9,391
843590	Parts of machinery of sub-item 843510	212,120.84	1,221,000	56,007,268	1,286,558
	GERMANY	41,999.15	294,476	13,507,614	303,238
	INDIA	14,330.31	70,765	3,245,991	75,191
	INDONESIA	132.67	85,728	3,932,343	91,456
	JAPAN	2,843.51	178,600	8,192,382	196,484
	MALAYSIA	5,740.55	3,027	138,848	3,032

TABLE 8 - Continued

PSCC CODE	COMMODITY AND COUNTRY OF ORIGIN	GROSS WEIGHT (GK)	FOB VALUE		CIF DOLLARS
			DOLLARS	PESOS	
	PEOPLE'S REPUBLIC OF CHINA	56,435.43	79,663	3,654,142	90,386
	SINGAPORE	656.96	23,066	1,058,037	23,072
	TAIWAN (REP. OF CHINA)	49,044.61	386,035	17,707,425	398,984
	THAILAND	3,247.50	21,992	1,008,773	23,826
	UNITED STATES OF AMERICA	37,654.67	59,921	2,748,576	62,662
	VIETNAM	35.48	17,727	813,137	18,227
8436	Other agricultural, horticultural, forestry, poultry-keeping or bee-keeping machinery, including germination plant fitted with mechanical or thermal equipment; poultry incubators and brooders.	20,109,781.21	56,876,959	2,608,946,115	60,060,520
843610	Machinery for preparing animal feeding stuffs	2,233,977.51	9,343,740	428,597,356	9,758,870
	BELGIUM	26,652.36	141,219	6,477,716	148,139
	BRAZIL	1,827.39	11,141	511,038	11,335
	CANADA	929.20	5,223	239,579	5,232
	DENMARK	157.51	25,220	1,156,841	25,913
	GERMANY	1,186.44	33,005	1,513,939	34,592
	HONG KONG, CHINA	263.95	1,652	75,777	1,765
	ITALY	2,966.31	41,786	1,916,724	44,346
	JAPAN	250.52	63,687	2,921,323	68,002
	MALAYSIA	42,907.08	189,250	8,680,898	190,008
	NETHERLANDS	603,102.68	2,846,432	130,565,836	2,977,847
	PEOPLE'S REPUBLIC OF CHINA	1,350,601.40	4,533,779	207,964,443	4,735,762
	REPUBLIC OF KOREA	37,458.91	45,738	2,098,002	48,650
	SINGAPORE	30,680.81	626,902	28,755,995	644,185
	SWITZERLAND	2,503.82	40,732	1,868,377	42,655
	TAIWAN (REP. OF CHINA)	8,144.48	64,776	2,971,275	68,708
	THAILAND	100,408.22	430,019	19,724,972	444,619
	TURKEY	7,700.37	20,270	929,785	29,222
	UNITED STATES OF AMERICA	16,236.06	222,909	10,224,836	237,890
843621	Poultry incubators and brooders	482,936.68	1,409,280	64,643,673	1,475,791
	BELGIUM	21,571.86	93,050	4,268,204	95,675
	CANADA	23,081.43	28,874	1,324,450	29,172
	FRANCE	1,615.31	53,181	2,439,412	60,491
	GERMANY	6,218.38	213,079	9,773,934	217,801
	MALAYSIA	194,682.76	477,963	21,924,163	502,732
	NETHERLANDS	2,606.88	45,936	2,107,084	49,749
	PEOPLE'S REPUBLIC OF CHINA	140,870.54	199,415	9,147,166	208,383
	REPUBLIC OF KOREA	130.39	1,290	59,172	1,423
	SINGAPORE	330.12	225	10,321	252
	SPAIN	2,411.24	31,975	1,466,693	33,328
	TAIWAN (REP. OF CHINA)	31,178.64	59,135	2,712,522	61,800
	THAILAND	5,453.35	20,531	941,757	21,110
	UK OF GREAT BRITAIN AND N. IRELAND	41,528.38	45,852	2,103,231	47,146
	UNITED STATES OF AMERICA	11,257.40	138,774	6,365,564	146,729
843629	Other poultry-keeping machinery	11,690,060.36	27,811,737	1,275,724,378	29,343,531
	BELGIUM	212,733.46	1,322,371	60,657,158	1,436,917
	CANADA	37,607.92	104,247	4,781,810	107,100
	DENMARK	29,381.83	219,116	10,050,851	233,056
	FRANCE	12,253.00	253,028	11,606,395	273,137
	GERMANY	536,305.54	2,050,407	94,052,169	2,191,411
	INDIA	22,705.94	99,089	4,545,213	102,992
	INDONESIA	480.43	894	41,008	930
	ISRAEL	82,594.87	1,476,619	67,732,514	1,521,020
	ITALY	742,857.17	2,808,994	128,848,555	3,010,813
	JAPAN	46,904.60	373,370	17,126,482	379,480
	MALAYSIA	5,516,909.71	8,109,138	371,966,160	8,494,753
	NETHERLANDS	1,516,031.42	3,631,898	166,595,161	3,877,528
	PEOPLE'S REPUBLIC OF CHINA	1,982,809.09	4,484,951	205,724,702	4,684,880
	REPUBLIC OF KOREA	1,396.09	12,843	589,108	12,918
	RUSSIAN FEDERATION	15,274.38	30,775	1,411,649	36,277
	SINGAPORE	172.97	16,309	748,094	16,936
	SOUTH AFRICA, REP. OF	35,335.71	66,295	3,040,952	71,479
	SPAIN	1,484.58	20,396	935,565	21,772
	TAIWAN (REP. OF CHINA)	63,274.74	275,345	12,630,075	285,846
	THAILAND	20,892.41	128,564	5,897,231	135,115
	TURKEY	268,327.43	996,934	45,729,362	1,026,190
	UK OF GREAT BRITAIN AND N. IRELAND	43,395.86	48,621	2,230,245	49,047

TABLE 8 - Continued

PSCC CODE	COMMODITY AND COUNTRY OF ORIGIN	GROSS WEIGHT (GK)	FOB VALUE		CIF
			DOLLARS	PESOS	DOLLARS
	UNITED STATES OF AMERICA	500,931.21	1,281,533	58,783,919	1,373,934
843680	Other agricultural, horticultural, forestry, poultry-keeping or bee-keeping machinery, n.e.s.	2,700,585.37	7,741,564	355,105,541	8,227,245
	AUSTRALIA	34,478.71	286,006	13,119,095	298,522
	AUSTRIA	574.94	2,444	112,106	2,621
	BELGIUM	10,317.24	34,011	1,560,085	35,993
	BRAZIL	5,595.01	22,427	1,028,726	22,848
	CANADA	103,883.53	185,246	8,497,234	191,734
	DENMARK	17,536.54	156,310	7,169,939	176,941
	FRANCE	3,139.39	25,196	1,155,741	26,380
	GERMANY	120,715.94	324,757	14,896,604	352,872
	HONG KONG, CHINA	12.50	200	9,174	206
	ITALY	74,689.86	222,491	10,205,662	236,176
	JAPAN	63,172.06	124,301	5,701,686	136,396
	MALAYSIA	772,082.11	1,515,387	69,510,802	1,618,982
	NETHERLANDS	52,344.10	285,031	13,074,372	312,195
	NEW ZEALAND	624.52	3,332	152,839	3,342
	PEOPLE'S REPUBLIC OF CHINA	1,012,617.44	1,784,391	81,850,015	1,889,128
	REPUBLIC OF KOREA	96,415.93	955,720	43,838,876	1,002,406
	SPAIN	1,445.52	17,316	794,285	18,464
	SRI LANKA (CEYLON)	169.17	1,015	46,558	1,185
	TAIWAN (REP. OF CHINA)	73,670.57	159,569	7,319,431	166,370
	THAILAND	91,756.72	451,613	20,715,489	472,121
	UNITED STATES OF AMERICA	165,343.57	1,184,801	54,346,822	1,262,363
843691	Parts of poultry-keeping machinery or poultry incubators and brooders	1,199,980.22	3,196,219	146,610,566	3,439,852
	BELGIUM	2,168.47	62,758	2,878,709	66,282
	CANADA	57,990.50	78,417	3,596,988	84,946
	DENMARK	20,242.65	327,330	15,014,627	344,379
	FRANCE	7,149.35	98,011	4,495,765	103,557
	GERMANY	136,118.52	426,002	19,540,712	462,151
	ISRAEL	3,572.34	12,476	572,274	13,218
	ITALY	1,174.52	27,093	1,242,756	33,097
	JAPAN	14,180.21	164,365	7,539,423	174,749
	MALAYSIA	139,075.04	314,418	14,422,354	349,484
	NETHERLANDS	7,685.34	102,984	4,723,876	112,891
	PEOPLE'S REPUBLIC OF CHINA	555,224.29	890,985	40,869,482	967,418
	SPAIN	442.12	16,841	772,497	17,530
	TAIWAN (REP. OF CHINA)	87,813.94	330,483	15,159,255	341,483
	THAILAND	20,228.65	47,784	2,191,852	51,136
	UNITED STATES OF AMERICA	146,914.28	296,272	13,589,996	317,531
843699	Parts of other agricultural, horticultural, forestry, poultry-keeping or bee-keeping machinery, n.e.s.	1,802,241.07	7,374,419	338,264,601	7,815,231
	AUSTRALIA	1,016.29	5,741	263,340	6,038
	AUSTRIA	182.82	1,029	47,200	1,165
	BELGIUM	1,829.09	87,969	4,035,138	92,379
	BRAZIL	10,453.87	19,007	871,851	20,587
	CANADA	114,959.02	339,080	15,553,600	365,923
	CZECH REPUBLIC (CZECHOSLOVAKIA)	3.96	1,319	60,503	1,324
	DENMARK	18,773.58	188,649	8,653,330	202,428
	FRANCE	5,652.28	97,969	4,493,838	105,387
	GERMANY	31,105.40	365,057	16,745,165	384,653
	HONG KONG, CHINA	1,492.44	1,747	80,135	2,089
	ITALY	15,576.20	70,722	3,244,018	77,941
	JAPAN	34.80	435	19,953	461
	MALAYSIA	118,814.83	396,480	18,186,537	425,108
	NETHERLANDS	24,810.74	282,275	12,947,954	314,403
	NEW ZEALAND	950.15	4,633	212,516	4,700
	PEOPLE'S REPUBLIC OF CHINA	750,650.65	2,328,874	106,825,450	2,468,345
	POLAND	4,013.52	17,738	813,642	18,238
	REPUBLIC OF KOREA	2,568.24	14,552	667,500	15,276
	SINGAPORE	14,970.11	339,737	15,583,736	353,746
	SPAIN	9,282.40	63,412	2,908,708	69,880
	SWITZERLAND	14,392.09	287,988	13,210,010	292,708
	TAIWAN (REP. OF CHINA)	170,300.84	514,349	23,593,189	535,588
	THAILAND	343,635.41	1,212,415	55,613,476	1,264,414
	TURKEY	92,595.94	72,041	3,304,521	80,834
	UK OF GREAT BRITAIN AND N. IRELAND	5.65	2,143	98,300	2,425

TABLE 8 - *Continued*

PSCC CODE	COMMODITY AND COUNTRY OF ORIGIN	GROSS WEIGHT (GK)	FOB VALUE		CIF
			DOLLARS	PESOS	DOLLARS
	UNITED STATES OF AMERICA	41,364.89	654,074	30,002,375	704,066
	VIETNAM	12,805.86	4,984	228,616	5,125
8437	Machines for cleaning, sorting or grading seed, grain or dried leguminous vegetables; machinery used in the milling industry or for the working of cereals or dried leguminous vegetables, other than farm-type machinery.	4,907,629.29	22,391,991	1,027,120,636	24,608,605
843710	Machines for cleaning, sorting or grading seed, grain or dried leguminous vegetables	600,989.25	1,979,994	90,822,327	2,117,173
	BELGIUM	9,260.17	158,903	7,288,881	169,997
	DENMARK	4,610.73	167,497	7,683,087	178,957
	FRANCE	8.33	2,583	118,482	2,760
	HONG KONG, CHINA	62.64	2,285	104,813	2,349
	ITALY	2,704.63	66,141	3,033,888	72,757
	JAPAN	7,578.31	221,404	10,155,801	227,341
	MALAYSIA	8,716.06	19,284	884,557	19,962
	NETHERLANDS	62.38	1,043	47,842	1,043
	PEOPLE'S REPUBLIC OF CHINA	266,012.70	805,566	36,951,314	849,420
	REPUBLIC OF KOREA	170,591.69	250,393	11,485,527	270,471
	SINGAPORE	465.63	29,272	1,342,707	34,379
	SWEDEN	24.95	9,942	456,040	10,297
	SWITZERLAND	162.41	3,090	141,738	3,302
	TAIWAN (REP. OF CHINA)	121,316.86	120,375	5,521,602	124,802
	THAILAND	5,164.04	41,604	1,908,376	44,159
	UNITED STATES OF AMERICA	4,247.72	80,612	3,697,672	105,177
843780	Other machines for cleaning, sorting or grading seed, grain or dried leguminous vegetables	2,536,256.31	12,333,429	565,734,394	13,220,499
	BELGIUM	11,941.02	236,733	10,858,943	249,490
	CANADA	15,393.11	61,787	2,834,170	63,487
	COLOMBIA	5,124.05	11,733	538,193	11,754
	DENMARK	344.42	42,763	1,961,539	44,481
	FRANCE	2,855.08	93,869	4,305,771	121,963
	GERMANY	246.21	33,700	1,545,819	35,054
	HONG KONG, CHINA	1,641.01	3,079	141,234	3,089
	INDIA	74,667.37	177,810	8,156,145	191,785
	INDONESIA	12,661.88	18,409	844,421	20,330
	ITALY	8,094.25	155,605	7,137,602	164,022
	JAPAN	11,235.50	85,423	3,918,353	88,158
	MALAYSIA	15,891.98	58,342	2,676,148	58,859
	NETHERLANDS	249,241.26	2,990,682	137,182,584	3,492,286
	PEOPLE'S REPUBLIC OF CHINA	1,667,617.89	5,110,573	234,421,983	5,278,654
	REPUBLIC OF KOREA	12,534.50	49,636	2,276,804	57,868
	SRI LANKA (CEYLON)	147.00	785	36,008	937
	SWEDEN	2,163.64	93,576	4,292,331	98,039
	SWITZERLAND	12,709.21	418,598	19,201,091	428,010
	TAIWAN (REP. OF CHINA)	107,107.43	375,718	17,234,186	391,827
	THAILAND	48,568.88	87,623	4,019,267	95,033
	TURKEY	28,681.22	539,089	24,728,013	560,773
	UK OF GREAT BRITAIN AND N. IRELAND	98.48	29,740	1,364,174	29,845
	UNITED STATES OF AMERICA	186,281.12	1,595,512	73,186,135	1,668,505
	VIETNAM	61,009.80	62,644	2,873,480	66,250
843790	Parts of machines for cleaning, sorting or grading seed, grain or dried leguminous vegetables	1,770,383.73	8,078,568	370,563,915	9,270,933
	COLOMBIA	2,971.42	11,039	506,359	11,967
	CZECH REPUBLIC (CZECHOSLOVAKIA)	1,237.36	47,467	2,177,311	48,781
	DENMARK	22.54	1,874	85,960	2,802
	FRANCE	5,305.11	87,811	4,027,890	91,788
	GERMANY	166,130.10	1,304,679	59,845,626	1,352,862
	HONG KONG, CHINA	1,376.15	11,740	538,514	12,829
	INDIA	76,685.24	225,323	10,335,565	238,144
	INDONESIA	252.52	1,648	75,594	1,768
	ITALY	163,708.75	2,694,722	123,606,899	2,800,423
	JAPAN	60,859.84	467,759	21,456,105	1,299,025
	NETHERLANDS	26,708.18	238,607	10,944,904	250,810
	PEOPLE'S REPUBLIC OF CHINA	774,786.54	960,848	44,074,098	1,009,616
	REPUBLIC OF KOREA	21,403.34	94,329	4,326,870	101,603
	SINGAPORE	15,900.78	286,520	13,142,674	305,161
	SOUTH AFRICA, REP. OF	80.01	2,376	108,987	2,390

TABLE 8 - *Continued*

PSCC CODE	COMMODITY AND COUNTRY OF ORIGIN	GROSS WEIGHT (GK)	FOB VALUE		CIF DOLLARS
			DOLLARS	PESOS	
	SPAIN	62,032.36	157,834	7,239,846	158,815
	SWEDEN	5.69	1,051	48,209	1,147
	SWITZERLAND	24,106.17	409,109	18,765,831	432,727
	TAIWAN (REP. OF CHINA)	101,167.50	144,701	6,637,435	154,066
	THAILAND	7,577.18	89,222	4,092,613	97,518
	TURKEY	424.73	6,373	292,329	7,535
	UK OF GREAT BRITAIN AND N. IRELAND	3,826.53	289,668	13,287,072	318,343
	UNITED STATES OF AMERICA	4,132.01	149,152	6,841,601	161,590
	VIETNAM	249,683.68	394,716	18,105,623	409,223
8438	Machinery, not specified or included elsewhere in this Chapter, for the industrial preparation or manufacture of food or drink, other than machinery for the extraction or preparation of animal or fixed vegetable fats or oils.	5,425,794.23	72,543,374	3,327,564,570	75,164,634
843810	Bakery machinery and machinery for the manufacture of macaroni, spaghetti or similar products	1,894,663.77	38,504,184	1,766,186,921	39,377,874
	AUSTRALIA	2,848.32	1,771	81,235	2,285
	AUSTRIA	46,528.51	2,315,992	106,234,553	2,470,854
	BELGIUM	5,728.06	101,275	4,645,484	101,939
	CANADA	1,222.62	234,013	10,734,177	266,129
	DENMARK	2,916.99	66,873	3,067,465	70,381
	FRANCE	13,150.35	302,416	13,871,822	317,412
	GERMANY	38,032.91	1,350,010	61,924,959	1,394,597
	HONG KONG, CHINA	4,767.09	76,879	3,526,440	81,219
	INDIA	487.02	3,103	142,335	3,595
	INDONESIA	19,383.09	140,189	6,430,469	146,993
	ITALY	132,765.38	1,642,639	75,347,851	1,667,000
	JAPAN	280,272.02	7,090,248	325,229,675	7,182,715
	LEBANON	7,449.88	88,689	4,068,164	91,191
	MALAYSIA	28,742.62	903,155	41,427,720	930,034
	NETHERLANDS	53,660.67	1,299,659	59,615,358	1,403,852
	NEW ZEALAND	255.00	680	31,192	725
	PEOPLE'S REPUBLIC OF CHINA	328,296.87	2,017,978	92,564,651	2,071,161
	REPUBLIC OF KOREA	171,669.25	4,416,265	202,574,075	4,441,262
	SINGAPORE	104.11	6,016	275,954	6,427
	SPAIN	304.77	566	25,962	742
	SWITZERLAND	265,840.11	9,229,574	423,360,560	9,241,377
	TAIWAN (REP. OF CHINA)	142,398.87	1,238,422	56,806,418	1,288,363
	THAILAND	2,584.80	21,240	974,279	22,536
	TURKEY	6,349.97	55,179	2,531,061	56,708
	UK OF GREAT BRITAIN AND N. IRELAND	8,787.99	42,828	1,964,520	47,262
	UNITED STATES OF AMERICA	330,116.50	5,858,525	268,730,542	6,071,115
843820	Machinery for the manufacture of confectionery, cocoa or chocolate	139,376.31	1,620,439	74,329,537	1,709,528
	BELGIUM	183.11	6,514	298,797	6,924
	FRANCE	515.97	8,219	377,006	9,060
	GERMANY	37,558.21	550,787	25,264,599	577,989
	HONG KONG, CHINA	18.17	79	3,624	93
	INDIA	696.19	3,246	148,894	3,246
	ITALY	46,372.44	344,268	15,791,573	364,779
	MALAYSIA	3,385.50	14,550	667,409	14,602
	NETHERLANDS	9,882.01	221,899	10,178,507	235,061
	PEOPLE'S REPUBLIC OF CHINA	26,338.59	201,683	9,251,200	206,465
	TAIWAN (REP. OF CHINA)	2,891.29	61,511	2,821,510	68,876
	THAILAND	3.34	399	18,302	430
	TURKEY	2,394.61	48,521	2,225,658	49,889
	UK OF GREAT BRITAIN AND N. IRELAND	8,981.03	148,960	6,832,795	162,107
	UNITED STATES OF AMERICA	155.85	9,803	449,663	10,007
843830	Machinery for sugar manufacture	268,517.15	1,345,947	61,738,590	1,368,594
	FRANCE	416.49	10,647	488,378	11,083
	GERMANY	2,707.21	44,563	2,044,105	45,594
	INDIA	126,217.89	611,176	28,034,643	621,726
	ITALY	2,165.38	7,184	329,530	8,079
	NETHERLANDS	36.57	5,567	255,358	5,720
	PAKISTAN, ISLAMIC REP. OF	33,962.43	73,250	3,359,978	82,141
	PEOPLE'S REPUBLIC OF CHINA	102,836.32	580,550	26,629,829	581,151
	UNITED STATES OF AMERICA	174.86	13,010	596,769	13,100

TABLE 8 - Continued

PSCC CODE	COMMODITY AND COUNTRY OF ORIGIN	GROSS WEIGHT (GK)	FOB VALUE		CIF
			DOLLARS	PESOS	DOLLARS
843840	Brewery machinery	46,976.81	611,423	28,045,973	643,448
	GERMANY	6,458.27	255,175	11,704,877	261,598
	PEOPLE'S REPUBLIC OF CHINA	40,518.54	356,248	16,341,096	381,850
843850	Machinery for the preparation of meat or poultry	684,731.07	5,799,339	266,015,678	6,171,668
	AUSTRALIA	3,945.64	30,366	1,392,888	31,209
	AUSTRIA	3,375.94	56,308	2,582,848	60,864
	CANADA	1,311.40	45,575	2,090,525	59,916
	DENMARK	5,095.64	101,138	4,639,200	110,867
	FRANCE	2,731.37	65,108	2,986,504	91,185
	GERMANY	83,514.38	2,342,974	107,472,218	2,461,004
	HONG KONG, CHINA	175.75	1,753	80,410	1,993
	ITALY	13,738.90	131,371	6,025,988	136,492
	JAPAN	11,807.92	459,098	21,058,825	491,883
	MALAYSIA	1,327.45	9,120	418,334	9,902
	MEXICO	14,514.59	42,729	1,959,979	45,260
	NETHERLANDS	239,487.50	929,359	42,629,697	988,495
	PEOPLE'S REPUBLIC OF CHINA	237,936.47	710,043	32,569,673	752,664
	POLAND	10,825.53	215,419	9,881,269	239,696
	REPUBLIC OF KOREA	17,531.27	70,740	3,244,844	74,968
	SINGAPORE	11,160.25	207,135	9,501,282	211,533
	SPAIN	14,434.53	224,281	10,287,769	235,646
	SWITZERLAND	779.95	9,356	429,160	9,622
	TAIWAN (REP. OF CHINA)	2,253.36	33,674	1,544,627	35,827
	THAILAND	3,503.64	11,640	533,927	12,150
	UK OF GREAT BRITAIN AND N. IRELAND	930.42	9,135	419,022	10,375
	UNITED STATES OF AMERICA	4,115.44	87,157	3,997,891	93,984
	VIETNAM	233.73	5,860	268,798	6,133
843860	Machinery for the preparation of fruits, nuts or vegetables	189,040.40	1,932,945	88,664,188	2,009,597
	DEMOCRATIC PEOPLE'S REP. OF KOREA	6,216.08	188,906	8,665,118	196,642
	FRANCE	310.29	21,086	967,215	24,918
	GERMANY	7,046.05	170,999	7,843,724	185,431
	HONG KONG, CHINA	6,367.83	10,107	463,608	10,700
	ITALY	726.34	25,808	1,183,813	26,497
	JAPAN	215.91	7,691	352,786	7,922
	MALAYSIA	6,335.48	121,439	5,570,407	123,663
	NETHERLANDS	2,131.50	55,907	2,564,454	56,027
	PEOPLE'S REPUBLIC OF CHINA	70,236.95	470,100	21,563,487	488,617
	REPUBLIC OF KOREA	363.64	6,009	275,633	6,178
	SINGAPORE	18,055.81	455,628	20,899,657	459,730
	SPAIN	2,633.05	14,172	650,070	16,108
	SWEDEN	206.80	11,717	537,459	13,683
	SWITZERLAND	80.59	5,225	239,671	5,247
	TAIWAN (REP. OF CHINA)	380.36	6,930	317,879	7,358
	THAILAND	9,720.13	91,002	4,174,262	94,505
	UNITED STATES OF AMERICA	58,013.59	270,219	12,394,945	286,371
843880	Other machinery, n.e.s., for the industrial preparation or manufacture of food or drink	573,390.76	8,358,775	383,417,010	8,751,871
	AUSTRALIA	19,707.50	986,487	45,250,158	1,026,920
	CANADA	9,432.91	20,796	953,913	22,896
	DENMARK	0.87	1,445	66,282	1,548
	FRANCE	1,819.63	89,618	4,110,777	94,737
	GERMANY	15,369.01	552,402	25,338,681	573,740
	HONG KONG, CHINA	12,637.24	289,218	13,266,429	339,350
	INDIA	6,449.43	8,353	383,152	8,695
	ITALY	13,710.45	288,396	13,228,724	306,633
	JAPAN	10,066.88	492,413	22,586,985	511,214
	MALAYSIA	7,022.24	43,218	1,982,410	44,304
	NETHERLANDS	19,934.70	400,033	18,349,514	422,140
	NEW ZEALAND	6,803.78	177,441	8,139,219	182,316
	PEOPLE'S REPUBLIC OF CHINA	201,185.26	1,133,009	51,971,123	1,185,448
	REPUBLIC OF KOREA	5,548.49	568,808	26,091,223	630,270
	ROMANIA	179.09	1,079	49,494	1,083
	SINGAPORE	4,041.41	162,462	7,452,132	167,222
	SPAIN	305.09	5,552	254,671	5,725
	SWITZERLAND	2,552.26	101,807	4,669,887	105,086
	TAIWAN (REP. OF CHINA)	185,028.70	1,659,635	76,127,457	1,696,662
	UK OF GREAT BRITAIN AND N. IRELAND	48.22	705	32,338	1,182

TABLE 8 - Continued

PSC CODE	COMMODITY AND COUNTRY OF ORIGIN	GROSS WEIGHT (GK)	FOB VALUE		CIF
			DOLLARS	PESOS	DOLLARS
	UNITED STATES OF AMERICA	48,056.25	1,326,822	60,861,325	1,372,044
	VIETNAM	3,491.35	49,076	2,251,116	52,656
843890	Parts for food processing machinery of Heading 84.38	1,629,097.96	14,370,322	659,166,673	15,132,054
	AUSTRALIA	71,063.75	796,630	36,541,418	829,544
	AUSTRIA	4,941.75	95,771	4,393,016	106,161
	BAHRAIN	108.27	137	6,284	161
	BELGIUM	9,505.20	625,761	28,703,658	626,703
	CANADA	1,294.88	73,868	3,388,325	77,706
	CZECH REPUBLIC (CZECHOSLOVAKIA)	2,909.86	15,512	711,535	16,147
	DENMARK	7,297.24	345,414	15,844,140	358,529
	EGYPT ARAB REPUBLIC	14.24	4,046	185,590	4,296
	FINLAND	48.88	4,087	187,470	4,233
	FRANCE	12,362.64	1,277,565	58,601,906	1,308,018
	GERMANY	76,232.84	774,988	35,548,700	819,461
	HONG KONG, CHINA	7,717.72	170,997	7,843,632	186,949
	ICELAND	23.50	1,263	57,934	1,481
	INDIA	341,250.22	749,265	34,368,786	792,977
	INDONESIA	241.55	9,982	457,874	10,531
	IRELAND	1.67	207	9,495	221
	ISRAEL	3.48	1,514	69,447	1,619
	ITALY	13,808.75	599,105	27,480,946	638,339
	JAPAN	46,543.20	1,409,731	64,664,362	1,471,731
	MALAYSIA	1,974.45	41,522	1,904,614	42,772
	MEXICO	140.58	1,603	73,530	2,421
	NETHERLANDS	230,541.29	1,233,178	56,565,876	1,287,897
	NEW ZEALAND	36.97	19,441	891,759	19,966
	PAKISTAN, ISLAMIC REP. OF	181,358.56	293,383	13,457,479	310,004
	PEOPLE'S REPUBLIC OF CHINA	226,931.65	1,176,580	53,969,724	1,265,343
	POLAND	1,881.80	37,747	1,731,455	47,606
	REPUBLIC OF KOREA	141,322.10	380,629	17,459,453	397,682
	SINGAPORE	9,372.76	530,899	24,352,337	558,979
	SOUTH AFRICA, REP. OF	4,598.97	37,536	1,721,777	65,696
	SPAIN	1,494.89	26,941	1,235,783	31,209
	SWEDEN	455.55	19,392	889,511	21,358
	SWITZERLAND	4,189.98	243,871	11,186,362	254,739
	TAIWAN (REP. OF CHINA)	98,615.14	442,789	20,310,732	462,265
	THAILAND	23,976.60	204,788	9,393,626	213,515
	TURKEY	9,967.99	22,304	1,023,085	24,658
	UK OF GREAT BRITAIN AND N. IRELAND	5,559.40	300,770	13,796,320	314,993
	UNITED ARAB EMIRATES, N.E.S.	51.54	6,334	290,541	8,018
	UNITED STATES OF AMERICA	81,127.70	2,257,498	103,551,433	2,400,474
	VIETNAM	10,111.20	135,829	6,230,476	145,823
	VIRGIN ISLANDS (U.S.)	19.20	1,445	66,282	1,829
8439	Machinery for making pulp of fibrous cellulosic material or for making or finishing paper or paperboard.	1,494,684.69	10,351,993	474,845,917	10,911,926
843910	Machinery for making pulp of fibrous cellulosic material	45,003.91	383,509	17,591,557	402,120
	INDIA	16,657.23	52,995	2,430,881	56,621
	PEOPLE'S REPUBLIC OF CHINA	16,257.89	148,951	6,832,382	154,876
	REPUBLIC OF KOREA	2,240.09	45,104	2,068,920	49,041
	SINGAPORE	193.66	7,763	356,089	8,462
	TAIWAN (REP. OF CHINA)	3,627.25	22,810	1,046,295	23,453
	THAILAND	6,026.96	105,681	4,847,587	109,432
	UNITED STATES OF AMERICA	0.83	205	9,403	235
843920	Machinery for making paper or paperboard	210,932.89	2,486,065	114,035,802	2,667,455
	INDIA	1,029.50	3,916	179,627	4,076
	JAPAN	10,971.41	15,411	706,903	15,848
	PEOPLE'S REPUBLIC OF CHINA	36,250.79	25,620	1,175,189	27,373
	REPUBLIC OF KOREA	125,575.51	1,566,728	71,865,813	1,709,728
	SPAIN	28,600.48	773,725	35,490,766	803,072
	TAIWAN (REP. OF CHINA)	617.33	9,935	455,718	10,357
	THAILAND	341.42	28,342	1,300,048	29,758
	UNITED STATES OF AMERICA	7,546.45	62,388	2,861,738	67,243
843930	Machinery for finishing paper or paperboard	348,225.33	617,508	28,325,092	655,957
	HONG KONG, CHINA	5,252.88	6,569	301,320	6,992
	JAPAN	51,489.15	96,315	4,417,969	97,077

TABLE 8 - Continued

PSCC CODE	COMMODITY AND COUNTRY OF ORIGIN	GROSS WEIGHT (GK)	FOB VALUE		CIF DOLLARS
			DOLLARS	PESOS	
	PEOPLE'S REPUBLIC OF CHINA	270,966.89	412,516	18,922,109	446,562
	REPUBLIC OF KOREA	2,640.03	10,199	467,828	10,487
	TAIWAN (REP. OF CHINA)	6,507.33	62,899	2,885,177	64,652
	UNITED STATES OF AMERICA	11,325.55	28,749	1,318,717	29,926
	VIETNAM	43.50	261	11,972	261
843991	Parts of machinery for making pulp of fibrous cullulosic material	262,864.98	1,733,416	79,511,793	1,844,939
	AUSTRIA	217.81	10,155	465,810	11,957
	FINLAND	648.01	33,517	1,537,425	34,819
	FRANCE	12.69	1,658	76,052	1,661
	GERMANY	1,194.96	62,562	2,869,719	67,062
	HONG KONG, CHINA	16,395.99	294,545	13,510,779	323,706
	INDIA	9,670.68	50,215	2,303,362	55,475
	INDONESIA	1,272.53	35,502	1,628,477	41,499
	ITALY	32.81	5,841	267,927	6,006
	JAPAN	1,214.70	43,505	1,995,574	45,962
	PEOPLE'S REPUBLIC OF CHINA	10,653.98	28,454	1,305,185	29,900
	REPUBLIC OF KOREA	153,852.44	677,064	31,056,926	719,411
	SINGAPORE	1.67	106	4,862	110
	SWEDEN	529.55	39,472	1,810,581	40,554
	TAIWAN (REP. OF CHINA)	7,443.59	182,807	8,385,357	187,862
	THAILAND	51,337.40	142,894	6,554,548	147,666
	UNITED STATES OF AMERICA	8,386.17	125,119	5,739,209	131,289
843999	Parts of machinery for making or finishing paper or papeboard	627,657.58	5,131,495	235,381,673	5,341,455
	AUSTRIA	3,365.03	101,048	4,635,071	113,343
	CANADA	1,478.36	46,396	2,128,185	46,446
	DENMARK	435.46	12,144	557,045	12,487
	FINLAND	609.55	27,805	1,275,415	28,803
	FRANCE	2,732.88	16,350	749,974	16,922
	GERMANY	32,913.86	452,787	20,769,340	485,606
	HONG KONG, CHINA	15,267.47	39,927	1,831,451	43,690
	INDIA	5,326.12	31,784	1,457,932	33,139
	INDONESIA	8,334.10	83,808	3,844,273	90,289
	ITALY	72.27	7,602	348,704	8,021
	JAPAN	78,638.90	463,760	21,272,671	476,499
	MALAYSIA	77,698.51	288,891	13,251,430	289,895
	NETHERLANDS	2.81	2,081	95,455	2,087
	PEOPLE'S REPUBLIC OF CHINA	189,473.01	2,076,001	95,226,166	2,141,633
	REPUBLIC OF KOREA	73,887.42	276,600	12,687,642	293,482
	SINGAPORE	207.87	21,635	992,397	22,741
	SWEDEN	660.74	55,487	2,545,189	57,052
	SWITZERLAND	22.71	4,709	216,002	5,130
	TAIWAN (REP. OF CHINA)	111,150.53	682,487	31,305,678	712,052
	THAILAND	18,452.48	269,139	12,345,406	274,719
	UK OF GREAT BRITAIN AND N. IRELAND	829.02	34,552	1,584,900	39,691
	UNITED STATES OF AMERICA	6,098.48	136,502	6,261,347	147,728
8440	Book-binding machinery, including book-sewing machines.	309,721.03	2,629,052	120,594,616	2,764,607
844010	Book-binding machinery, including book-sewing machines	260,624.74	2,360,776	108,288,795	2,484,312
	AUSTRALIA	1,336.38	877	40,228	1,022
	CYPRUS	918.57	8,784	402,922	9,396
	FRANCE	2,527.35	5,303	243,249	5,453
	GERMANY	64,548.57	1,292,961	59,308,120	1,347,209
	HONG KONG, CHINA	10,001.17	6,219	285,266	6,332
	HUNGARY	5.83	139	6,376	148
	JAPAN	6,818.44	108,199	4,963,088	113,377
	MALAYSIA	136.89	1,202	55,136	1,286
	PEOPLE'S REPUBLIC OF CHINA	86,603.16	272,583	12,503,383	285,794
	POLAND	49.89	1,239	56,833	1,689
	PORTUGAL	1,328.40	21,109	968,270	21,141
	REPUBLIC OF KOREA	19,447.29	291,228	13,358,628	323,992
	SINGAPORE	0.87	274	12,568	309
	TAIWAN (REP. OF CHINA)	57,219.47	322,188	14,778,764	335,397
	UK OF GREAT BRITAIN AND N. IRELAND	326.30	20,297	931,023	22,930
	UNITED STATES OF AMERICA	9,356.16	8,174	374,941	8,837
844090	Parts of book-binding machinery, including book-sewing machines	49,096.29	268,276	12,305,821	280,295

TABLE 8 - Continued

PSCC CODE	COMMODITY AND COUNTRY OF ORIGIN	GROSS WEIGHT (GK)	FOB VALUE		CIF	
			DOLLARS	PESOS	DOLLARS	
	CYPRUS	13.60		121	5,550	130
	GERMANY	3,810.81		93,938	4,308,936	98,289
	HONG KONG, CHINA	0.85		487	22,339	506
	ITALY	1.04		517	23,715	599
	JAPAN	33,714.78		65,580	3,008,155	68,102
	PEOPLE'S REPUBLIC OF CHINA	9,512.03		40,483	1,856,955	43,378
	REPUBLIC OF KOREA	445.58		10,839	497,185	11,528
	SWITZERLAND	23.05		10,325	473,608	10,935
	TAIWAN (REP. OF CHINA)	632.35		13,087	600,301	13,585
	THAILAND	816.57		30,427	1,395,686	30,620
	UNITED STATES OF AMERICA	125.63		2,472	113,391	2,623
8441	Other machinery for making up paper pulp, paper or paperboard, including cutting machines of all kinds.	3,875,986.13	22,813,011	1,046,432,812	23,945,611	
844110	Cutting machines	1,175,591.78	4,949,001	227,010,676	5,200,339	
	AUSTRALIA	422.94	1,438	65,961	1,533	
	CANADA	1,041.25	835	38,301	1,051	
	DENMARK	303.51	4,191	192,241	6,230	
	FRANCE	0.90	688	31,559	713	
	GERMANY	44,439.77	844,403	38,732,766	885,837	
	HONG KONG, CHINA	29,441.78	99,565	4,567,046	103,076	
	INDIA	13,593.86	55,906	2,564,408	55,950	
	INDONESIA	348.06	11,312	518,881	11,772	
	ITALY	9,394.59	425,254	19,506,401	440,015	
	JAPAN	71,076.17	925,371	42,446,768	958,660	
	MACAU	1,024.34	200	9,174	208	
	MALAYSIA	11,919.64	17,782	815,660	18,066	
	NETHERLANDS	37.70	560	25,687	658	
	PEOPLE'S REPUBLIC OF CHINA	718,850.45	1,443,355	66,206,694	1,503,274	
	REPUBLIC OF KOREA	27,546.01	175,318	8,041,838	180,678	
	SINGAPORE	4,788.00	18,070	828,871	18,773	
	TAIWAN (REP. OF CHINA)	200,099.62	808,039	37,064,749	891,885	
	THAILAND	17,657.07	50,807	2,330,517	52,921	
	UK OF GREAT BRITAIN AND N. IRELAND	10,404.00	13,422	615,667	13,448	
	UNITED STATES OF AMERICA	9,100.85	45,159	2,071,444	47,910	
	VIETNAM	4,101.27	7,326	336,043	7,681	
844120	Machines for making bags sacks or envelopes	263,342.14	840,720	38,563,826	882,590	
	AUSTRALIA	23,218.62	78,265	3,590,016	88,887	
	JAPAN	40.96	280	12,844	655	
	PEOPLE'S REPUBLIC OF CHINA	223,596.57	693,027	31,789,148	719,773	
	REPUBLIC OF KOREA	2,183.14	9,030	414,206	9,361	
	SWITZERLAND	12.49	5,300	243,111	5,663	
	TAIWAN (REP. OF CHINA)	14,289.46	54,628	2,505,786	58,025	
	UNITED STATES OF AMERICA	0.90	190	8,715	226	
844130	Machines for making cartons, boxes, cases, tubes, drums or similar containers, other than by moulding	623,752.71	3,029,276	138,952,891	3,286,280	
	DEMOCRATIC PEOPLE'S REP. OF KOREA	9,303.72	32,739	1,501,738	32,805	
	INDONESIA	3,840.00	53,795	2,467,577	59,434	
	ITALY	19,653.10	963,733	44,206,433	1,103,770	
	JAPAN	400,524.26	510,397	23,411,910	533,155	
	MALAYSIA	3,402.11	11,312	518,881	11,630	
	PEOPLE'S REPUBLIC OF CHINA	139,229.58	597,073	27,387,739	615,927	
	REPUBLIC OF KOREA	2,911.75	4,247	194,810	4,309	
	SINGAPORE	7,949.98	635,992	29,172,953	695,128	
	TAIWAN (REP. OF CHINA)	30,564.22	159,025	7,294,477	163,220	
	UNITED STATES OF AMERICA	6,373.99	60,963	2,796,373	66,902	
844140	Machines for moulding articles in paper pulp, paper or paperboard	244,276.59	1,222,298	56,066,810	1,288,660	
	HONG KONG, CHINA	1,026.17	13,073	599,659	13,660	
	JAPAN	11.25	9,944	456,131	10,404	
	MACAU	184.45	711	32,614	741	
	PEOPLE'S REPUBLIC OF CHINA	227,181.42	554,638	25,441,245	586,783	
	REPUBLIC OF KOREA	1,881.56	851	39,035	908	
	SINGAPORE	164.71	3,810	174,765	3,956	
	SLOVENIA	87.00	783	35,916	1,151	
	TAIWAN (REP. OF CHINA)	13,727.51	439,902	20,178,305	467,102	

TABLE 8 - Continued

PSCC CODE	COMMODITY AND COUNTRY OF ORIGIN	GROSS WEIGHT (GK)	FOB VALUE		CIF
			DOLLARS	PESOS	DOLLARS
	UNITED STATES OF AMERICA	12.52	198,586	9,109,140	203,955
844180	Other machinery for making up paper pulp, paper or paperboard, including cutting machines of all kinds	809,028.81	6,495,544	297,950,602	6,707,437
	AUSTRALIA	14,430.05	7,442	341,365	8,341
	GERMANY	2,787.07	121,624	5,578,893	130,855
	HONG KONG, CHINA	735.15	34,500	1,582,515	36,835
	INDIA	240.87	3,108	142,564	3,236
	INDONESIA	4,904.19	4,605	211,231	4,978
	ITALY	12,223.18	105,255	4,828,047	114,564
	JAPAN	25,166.44	98,796	4,531,772	101,518
	MALAYSIA	8,417.88	129,038	5,918,973	132,483
	NETHERLANDS	16,148.58	981,139	45,004,846	1,021,320
	PEOPLE'S REPUBLIC OF CHINA	661,166.52	3,767,152	172,799,262	3,865,166
	REPUBLIC OF KOREA	2,163.05	41,368	1,897,550	44,174
	SINGAPORE	3,900.28	228,560	10,484,047	235,604
	SWITZERLAND	2,695.78	613,627	28,147,070	637,328
	TAIWAN (REP. OF CHINA)	31,675.60	225,963	10,364,923	233,197
	THAILAND	12,757.18	120,768	5,539,628	124,089
	UK OF GREAT BRITAIN AND N. IRELAND	73.40	1,204	55,227	1,243
	UNITED STATES OF AMERICA	9,543.59	11,395	522,689	12,506
844190	Parts of machines of heading 84.41	759,994.10	6,276,172	287,888,007	6,580,305
	AUSTRALIA	54,535.65	35,745	1,639,623	37,345
	BELGIUM	2.51	341	15,642	569
	CANADA	309.37	71,763	3,291,769	73,553
	DEMOCRATIC PEOPLE'S REP. OF KOREA	72.21	174	7,981	189
	DENMARK	775.78	2,115	97,015	2,468
	FINLAND	55.19	4,644	213,020	5,459
	FRANCE	2,082.65	125,858	5,773,107	136,361
	GERMANY	17,735.31	1,068,769	49,024,434	1,093,222
	HONG KONG, CHINA	944.98	9,421	432,141	9,854
	INDIA	114.38	9,106	417,692	9,884
	INDONESIA	116.87	8,276	379,620	8,956
	ITALY	513.58	47,995	2,201,531	54,338
	JAPAN	78,194.60	1,133,443	51,991,031	1,203,726
	MALAYSIA	3,729.39	77,766	3,567,126	82,486
	NETHERLANDS	595.06	76,553	3,511,486	79,413
	NEW ZEALAND	0.84	167	7,660	189
	NORWAY	1.52	433	19,862	506
	PEOPLE'S REPUBLIC OF CHINA	220,752.20	656,457	30,111,683	691,585
	REPUBLIC OF KOREA	9,988.79	189,899	8,710,667	197,073
	SINGAPORE	7,023.17	229,296	10,517,807	255,006
	SPAIN	468.61	16,235	744,699	17,993
	SWEDEN	10.38	4,109	188,480	4,286
	SWITZERLAND	726.73	169,118	7,757,442	177,512
	TAIWAN (REP. OF CHINA)	332,806.43	911,122	41,793,166	939,763
	THAILAND	1,921.25	77,298	3,545,659	80,640
	TURKEY	1,069.17	80,681	3,700,837	92,944
	UK OF GREAT BRITAIN AND N. IRELAND	5,212.94	51,736	2,373,130	56,123
	UNITED STATES OF AMERICA	20,234.54	1,217,652	55,853,697	1,268,862
8442	Machinery, apparatus and equipment (other than the machine-tools of headings 84.56 to 84.65), for type-founding or type-setting, for preparing or making printing blocks, plates, cylinders or other printing components; printing type, blocks, plates, cylinders and lithographic stones, prepared for printing purposes (for example, planed, grained or polished).	1,281,690.78	15,756,448	722,748,269	16,540,868
844210	Phototype-setting and composing machines	67,793.66	1,026,156	47,069,775	1,068,683
	BELGIUM	984.96	56,399	2,587,022	56,479
	DENMARK	1,371.80	34,946	1,602,973	35,038
	GERMANY	3,932.11	224,608	10,302,769	242,448
	ITALY	86.26	2,065	94,722	2,122
	JAPAN	1,800.05	179,400	8,229,078	184,500
	MALAYSIA	34,671.58	205,437	9,423,395	207,544
	PEOPLE'S REPUBLIC OF CHINA	18,072.64	163,513	7,500,341	170,400
	REPUBLIC OF KOREA	2,798.40	69,736	3,198,790	74,507
	SINGAPORE	54.26	49,184	2,256,070	53,299
	SLOVAK REPUBLIC (SLOVAKIA)	1,147.74	33,142	1,520,224	34,077
	TAIWAN (REP. OF CHINA)	2,726.00	6,797	311,778	7,166

TABLE 8 - Continued

PSC CODE	COMMODITY AND COUNTRY OF ORIGIN	GROSS WEIGHT (GK)	FOB VALUE		CIF
			DOLLARS	PESOS	DOLLARS
	UNITED STATES OF AMERICA	21.71	668	30,641	842
	VIETNAM	126.15	261	11,972	261
844220	Machinery, apparatus and equipment for type-setting or composing by other processes, with or without founding device	89.23	28,820	1,321,973	29,627
	SINGAPORE	89.23	28,820	1,321,973	29,627
844230	Other machinery, apparatus and equipment	38,311.08	205,880	9,443,716	220,948
	AUSTRALIA	12,679.31	15,902	729,425	17,090
	HONG KONG, CHINA	2,819.27	100,347	4,602,917	104,263
	PEOPLE'S REPUBLIC OF CHINA	193.78	609	27,935	641
	REPUBLIC OF KOREA	21,146.09	48,636	2,230,933	52,608
	SLOVAK REPUBLIC (SLOVAKIA)	1,176.98	30,846	1,414,906	36,687
	TAIWAN (REP. OF CHINA)	295.65	9,540	437,600	9,659
844240	Parts of the foregoing machinery, apparatus or equipment	17,140.38	577,814	26,504,328	614,147
	BELGIUM	7.49	1,239	56,833	1,324
	DENMARK	6.24	1,050	48,164	1,165
	GERMANY	268.56	23,538	1,079,688	25,797
	HONG KONG, CHINA	1,591.47	291,556	13,373,673	309,853
	INDIA	3.32	426	19,541	454
	JAPAN	842.86	9,897	453,975	10,238
	MALAYSIA	834.81	7,515	344,713	8,595
	PEOPLE'S REPUBLIC OF CHINA	9,414.73	65,643	3,011,044	69,058
	REPUBLIC OF KOREA	149.56	7,963	365,263	9,040
	SINGAPORE	4.81	1,460	66,970	1,637
	SLOVAK REPUBLIC (SLOVAKIA)	254.68	3,819	175,178	8,919
	SWITZERLAND	61.04	62,492	2,866,508	64,127
	TAIWAN (REP. OF CHINA)	775.46	9,370	429,802	10,366
	UNITED STATES OF AMERICA	2,925.35	91,846	4,212,976	93,574
844250	Printing type, blocks, plates, cylinders and lithographic stones, prepared for printing purposes (for example, planed, grained or polished)	1,158,356.43	13,917,778	638,408,477	14,607,463
	AUSTRALIA	5,649.49	55,116	2,528,171	56,093
	AUSTRIA	258.58	11,939	547,641	13,476
	BELGIUM	14,513.77	103,852	4,763,691	107,738
	CZECH REPUBLIC (CZECHOSLOVAKIA)	38.13	2,284	104,767	2,348
	DENMARK	10.80	1,529	70,135	1,576
	FRANCE	31,635.99	246,394	11,302,093	249,964
	GERMANY	14,320.46	511,644	23,469,110	559,240
	HONG KONG, CHINA	79,294.57	791,843	36,321,839	819,825
	INDIA	7,705.98	32,988	1,513,160	35,862
	INDONESIA	1,174.10	169,113	7,757,213	174,339
	ISRAEL	624.75	19,285	884,603	20,015
	ITALY	6,137.76	312,005	14,311,669	313,403
	JAPAN	78,897.13	559,973	25,685,962	585,406
	MALAYSIA	143,587.75	2,368,390	108,638,050	2,649,286
	NETHERLANDS	1,450.22	45,547	2,089,241	46,932
	NEW ZEALAND	6.01	3,415	156,646	3,514
	PEOPLE'S REPUBLIC OF CHINA	587,999.83	4,920,979	225,725,307	5,087,670
	POLAND	240.68	17,420	799,055	18,003
	REPUBLIC OF KOREA	6,771.00	125,227	5,744,163	130,138
	SINGAPORE	25,790.35	1,438,182	65,969,408	1,482,923
	SLOVAK REPUBLIC (SLOVAKIA)	295.55	1,913	87,749	2,081
	SPAIN	22.05	6,730	308,705	6,817
	SWEDEN	182.07	11,181	512,872	11,286
	SWITZERLAND	5,399.54	480,246	22,028,884	501,184
	TAIWAN (REP. OF CHINA)	67,817.41	387,937	17,794,671	398,453
	THAILAND	228.16	36,752	1,685,814	37,568
	TURKEY	1,069.38	5,477	251,230	5,658
	UK OF GREAT BRITAIN AND N. IRELAND	4,126.18	93,379	4,283,295	96,023
	UNITED STATES OF AMERICA	27,615.43	545,805	25,036,075	557,122
	VIETNAM	45,493.31	611,233	28,037,258	633,520
8443	Printing machinery used for printing by means of the printing type, blocks, plates, cylinders and other printing components of heading 84.42; ink-jet printing machines, other than those of heading 84.71; machines for uses ancillary to printing.	6,662,905.58	119,869,103	5,498,395,758	127,514,791

TABLE 8 - Continued

PSC CODE	COMMODITY AND COUNTRY OF ORIGIN	GROSS WEIGHT (GK)	FOB VALUE		CIF
			DOLLARS	PESOS	DOLLARS
844311	Reel fed offset printing machinery	205,112.32	802,396	36,805,904	864,387
	AUSTRALIA	13,128.44	26,553	1,217,986	28,310
	GERMANY	31,557.41	84,768	3,888,308	85,567
	HONG KONG, CHINA	689.14	1,565	71,787	1,870
	INDONESIA	192.71	1,874	85,960	1,960
	ISRAEL	651.28	4,800	220,176	5,071
	JAPAN	49,037.03	76,333	3,501,395	79,999
	MALAYSIA	939.78	4,229	193,984	4,423
	PEOPLE'S REPUBLIC OF CHINA	8,201.34	47,844	2,194,604	54,950
	REPUBLIC OF KOREA	58,135.32	478,409	21,944,621	518,016
	SINGAPORE	3,893.15	5,591	256,459	6,850
	TAIWAN (REP. OF CHINA)	125.76	299	13,715	319
	THAILAND	158.29	5,078	232,928	6,161
	UNITED STATES OF AMERICA	38,402.67	65,053	2,983,981	70,891
844312	Sheet fed, office type (sheet size not exceeding 22 x 36 cm) offset printing machinery	69,936.54	265,722	12,188,669	282,724
	CANADA	17,013.36	11,193	513,423	14,391
	PEOPLE'S REPUBLIC OF CHINA	5,540.18	8,706	399,344	9,597
	REPUBLIC OF KOREA	316.62	40,442	1,855,075	41,582
	SINGAPORE	1,809.71	121,812	5,587,517	127,453
	TAIWAN (REP. OF CHINA)	45,256.67	83,569	3,833,310	89,701
844319	Other offset printing machinery	1,235,734.25	8,693,596	398,775,250	9,011,072
	AUSTRALIA	97,227.43	123,397	5,660,220	129,848
	CANADA	72,401.54	64,601	2,963,248	73,410
	GERMANY	246,232.79	4,170,401	191,296,294	4,290,947
	HONG KONG, CHINA	48,300.35	290,711	13,334,914	301,829
	INDIA	143,913.10	1,601,610	73,465,851	1,652,271
	INDONESIA	533.71	15,091	692,224	15,709
	JAPAN	145,997.03	841,141	38,583,138	880,268
	MALAYSIA	1,254.73	41,585	1,907,504	44,879
	NETHERLANDS	48,214.13	103,419	4,743,830	108,132
	NEW ZEALAND	19,203.25	35,255	1,617,147	39,635
	PEOPLE'S REPUBLIC OF CHINA	137,942.14	780,931	35,821,305	810,624
	REPUBLIC OF KOREA	50,006.61	302,542	13,877,602	314,861
	SINGAPORE	49,173.32	103,970	4,769,104	108,232
	TAIWAN (REP. OF CHINA)	9,061.60	2,572	117,978	2,737
	THAILAND	6,060.14	9,312	427,141	9,607
	UK OF GREAT BRITAIN AND N. IRELAND	68,724.67	111,903	5,132,991	122,475
	UNITED STATES OF AMERICA	84,917.70	90,804	4,165,179	101,257
	VIETNAM	6,570.01	4,351	199,580	4,351
844321	Letterpress printing machinery, excluding flexographic printing, reel fed	3,028.14	81,875	3,755,606	81,917
	ITALY	1.05	489	22,430	503
	JAPAN	3,027.09	81,386	3,733,176	81,414
844329	Letterpress printing machinery, excluding flexographic printing, other than reel fed	21,484.19	149,678	6,865,729	158,424
	AUSTRALIA	3,672.98	5,426	248,891	6,321
	HONG KONG, CHINA	303.91	15,202	697,316	16,488
	NEW ZEALAND	16,773.82	99,135	4,547,322	103,481
	PEOPLE'S REPUBLIC OF CHINA	477.58	3,659	167,838	4,121
	SINGAPORE	207.74	24,020	1,101,797	25,522
	TAIWAN (REP. OF CHINA)	48.16	2,236	102,565	2,491
844330	Flexographic printing machinery	181,057.47	2,435,399	111,711,753	2,544,200
	AUSTRALIA	8,283.90	50,287	2,306,665	51,248
	GERMANY	764.05	67,613	3,101,408	70,415
	HONG KONG, CHINA	67,612.98	1,010,537	46,353,333	1,045,457
	ISRAEL	565.74	31,226	1,432,337	32,278
	ITALY	268.07	38,791	1,779,343	40,380
	JAPAN	19,761.01	176,406	8,091,743	186,891
	PEOPLE'S REPUBLIC OF CHINA	47,664.83	424,353	19,465,072	442,786
	REPUBLIC OF KOREA	862.38	9,561	438,563	9,832
	SINGAPORE	6,481.29	122,938	5,639,166	133,167
	SWEDEN	3,239.75	6,839	313,705	9,559

TABLE 8 - *Continued*

PSCC CODE	COMMODITY AND COUNTRY OF ORIGIN	GROSS WEIGHT (GK)	FOB VALUE		CIF DOLLARS
			DOLLARS	PESOS	
	TAIWAN (REP. OF CHINA)	8,509.48	74,584	3,421,168	76,348
	THAILAND	5,945.42	127,547	5,850,581	133,676
	UNITED STATES OF AMERICA	4,174.80	251,229	11,523,874	266,255
	VIETNAM	6,923.77	43,488	1,994,795	45,908
844340	Gravure printing machinery	472,906.06	1,884,040	86,420,914	1,979,753
	HONG KONG, CHINA	1,886.35	1,558	71,465	1,673
	JAPAN	56,501.85	286,366	13,135,608	305,212
	PEOPLE'S REPUBLIC OF CHINA	146,244.59	279,715	12,830,527	292,152
	POLAND	7,914.22	27,642	1,267,939	30,295
	SINGAPORE	596.72	28,909	1,326,056	34,459
	TAIWAN (REP. OF CHINA)	234,647.34	1,141,682	52,368,953	1,189,985
	THAILAND	24,266.27	109,202	5,009,096	115,992
	UNITED STATES OF AMERICA	848.72	8,966	411,270	9,985
844351	Ink-jet printing machines	211,693.00	2,336,311	107,166,586	2,464,701
	AUSTRALIA	17,407.65	13,841	634,887	14,621
	CANADA	908.34	50,942	2,336,710	53,934
	FRANCE	459.10	8,945	410,307	9,359
	GERMANY	54.96	1,498	68,713	1,601
	HONG KONG, CHINA	10,790.63	122,150	5,603,021	129,532
	INDONESIA	11,651.73	287,638	13,193,955	307,318
	JAPAN	4,611.67	236,332	10,840,549	255,452
	MALAYSIA	7.91	714	32,751	762
	PEOPLE'S REPUBLIC OF CHINA	32,069.33	344,136	15,785,518	362,459
	REPUBLIC OF KOREA	5.07	152	6,972	178
	SINGAPORE	7,570.68	131,079	6,012,594	136,247
	TAIWAN (REP. OF CHINA)	276.77	5,068	232,469	5,259
	THAILAND	10,790.72	118,617	5,440,962	122,631
	TURKEY	145.76	9,948	456,315	10,629
	UK OF GREAT BRITAIN AND N. IRELAND	3,747.47	172,712	7,922,299	183,641
	UNITED STATES OF AMERICA	7,953.35	171,948	7,887,255	180,826
	VIETNAM	103,241.86	660,591	30,301,309	690,252
844359	Other printing machinery, n.e.s.	1,378,561.74	11,580,023	531,175,656	12,070,752
	AUSTRALIA	28,421.81	736,277	33,773,026	737,872
	AUSTRIA	30,545.06	785,283	36,020,931	811,839
	CANADA	7,723.84	62,545	2,868,939	67,204
	DEMOCRATIC PEOPLE'S REP. OF KOREA	8,765.00	14,024	643,281	15,196
	DENMARK	268.19	8,477	388,840	8,493
	FRANCE	57.20	10,346	474,571	11,065
	GERMANY	7,314.34	99,801	4,577,872	105,116
	HONG KONG, CHINA	212,531.65	2,297,462	105,384,582	2,384,962
	INDONESIA	14.15	561	25,733	600
	IRELAND	0.04	283	12,981	291
	ISRAEL	15,086.26	772,211	35,421,319	801,258
	ITALY	10,684.07	10,396	476,865	10,422
	JAPAN	193,729.04	1,372,120	62,939,144	1,420,728
	MALAYSIA	25,950.20	29,810	1,367,385	31,774
	NETHERLANDS	27.49	584	26,788	624
	NEW ZEALAND	13,052.53	19,115	876,805	19,115
	PEOPLE'S REPUBLIC OF CHINA	388,707.09	2,937,828	134,758,171	3,090,070
	REPUBLIC OF KOREA	32,185.68	332,665	15,259,343	348,628
	SINGAPORE	10,750.37	128,275	5,883,974	137,975
	SPAIN	20,541.56	24,378	1,118,219	24,860
	SWEDEN	776.82	3,418	156,784	3,558
	SWITZERLAND	116.27	947	43,439	974
	TAIWAN (REP. OF CHINA)	92,052.04	665,581	30,530,201	694,968
	THAILAND	17,023.39	102,606	4,706,537	111,889
	UK OF GREAT BRITAIN AND N. IRELAND	145,189.71	342,764	15,722,584	374,254
	UNITED STATES OF AMERICA	95,039.83	517,918	23,756,899	546,351
	VIETNAM	22,008.11	304,348	13,960,443	310,666
844360	Machines for uses ancillary to printing	1,159,658.51	42,478,595	1,948,493,152	45,020,229
	AUSTRALIA	979.63	11,932	547,321	12,850
	AUSTRIA	480.81	19,020	872,447	19,144
	BELGIUM	1,156.25	77,370	3,548,962	86,327
	COLOMBIA	8.04	344	15,779	393
	CZECH REPUBLIC (CZECHOSLOVAKIA)	1.27	719	32,981	767
	GERMANY	4,780.09	241,840	11,093,201	265,389

TABLE 8 - Continued

PSCC CODE	COMMODITY AND COUNTRY OF ORIGIN	GROSS WEIGHT (GK)	FOB VALUE		CIF DOLLARS
			DOLLARS	PESOS	
	HONG KONG, CHINA	144,604.24	3,366,652	154,428,327	3,636,324
	HUNGARY	11.32	1,216	55,778	1,216
	INDIA	6.65	1,031	47,292	1,111
	INDONESIA	65,062.84	892,317	40,930,581	934,213
	IRELAND	27.48	32,295	1,481,372	34,505
	ISRAEL	3,496.21	10,007	459,021	10,289
	ITALY	6,749.77	506,880	23,250,586	509,207
	JAPAN	354,670.96	9,454,706	433,687,364	10,567,965
	MALAYSIA	10,063.48	379,059	17,387,436	386,948
	MEXICO	1.65	43	1,972	47
	NETHERLANDS	227.62	10,339	474,250	11,142
	PEOPLE'S REPUBLIC OF CHINA	189,207.56	5,661,730	259,703,555	6,002,146
	REPUBLIC OF KOREA	5,320.00	238,266	10,929,261	252,802
	SINGAPORE	241,127.55	16,856,659	773,214,948	17,391,790
	SPAIN	10,113.74	314,403	14,421,666	338,085
	SWITZERLAND	33,095.37	1,939,513	88,965,461	1,995,730
	TAIWAN (REP. OF CHINA)	34,017.52	423,103	19,407,735	438,142
	THAILAND	1,047.91	35,120	1,610,954	38,059
	UK OF GREAT BRITAIN AND N. IRELAND	120.37	19,936	914,464	21,123
	UNITED STATES OF AMERICA	3,284.36	290,492	13,324,868	304,836
	VIETNAM	49,995.82	1,693,603	77,685,570	1,759,679
844390	Parts for machines of heading 84.43	1,723,733.36	49,161,468	2,255,036,539	53,036,632
	AUSTRALIA	70,274.32	110,122	5,051,296	126,481
	AUSTRIA	11.37	6,943	318,476	7,491
	BELGIUM	105.25	8,043	368,932	9,112
	CANADA	73.42	1,714	78,622	1,852
	CROATIA	27.76	8,050	369,254	9,238
	CZECH REPUBLIC (CZECHOSLOVAKIA)	27.60	12,530	574,751	13,075
	DENMARK	336.86	26,954	1,236,380	28,986
	FRANCE	154.81	59,462	2,727,522	63,881
	GERMANY	11,909.71	897,582	41,172,086	978,037
	GREECE	37.71	7,231	331,686	8,752
	HONG KONG, CHINA	394,373.87	10,971,498	503,262,613	11,905,354
	HUNGARY	127.59	7,525	345,172	7,832
	INDIA	1,734.27	47,296	2,169,468	50,856
	INDONESIA	4,979.26	491,587	22,549,096	563,723
	IRELAND	4.68	4,753	218,019	5,082
	ISRAEL	5,396.14	623,505	28,600,174	640,131
	ITALY	16,618.85	111,418	5,110,743	120,498
	JAPAN	67,523.40	4,298,167	197,156,920	4,650,979
	MALAYSIA	9,619.64	447,536	20,528,476	462,881
	MALTA	5.01	1,002	45,962	1,146
	NETHERLANDS	856.57	54,688	2,508,539	59,073
	PALAU, REP. OF	45.19	3,674	168,526	4,074
	PEOPLE'S REPUBLIC OF CHINA	653,617.42	14,010,928	642,681,268	15,283,590
	POLAND	837.00	56,023	2,569,775	65,386
	REPUBLIC OF KOREA	70,180.19	4,913,246	225,370,594	5,126,544
	RUSSIAN FEDERATION	18.26	249	11,422	395
	SERBIA	3.96	13,533	620,759	13,547
	SINGAPORE	98,121.35	2,916,764	133,791,965	3,121,507
	SLOVENIA	387.13	100,516	4,610,669	106,007
	SPAIN	4,230.50	5,284	242,377	6,095
	SWEDEN	440.00	11,043	506,542	13,262
	SWITZERLAND	2,807.35	100,776	4,622,594	122,902
	TAIWAN (REP. OF CHINA)	84,004.17	2,668,125	122,386,894	2,833,019
	THAILAND	60,056.87	2,707,538	124,194,768	2,871,598
	TURKEY	246.55	5,819	266,918	7,809
	UK OF GREAT BRITAIN AND N. IRELAND	2,358.99	303,067	13,901,684	326,574
	UNITED ARAB EMIRATES, N.E.S.	1,126.83	8,811	404,161	9,218
	UNITED STATES OF AMERICA	64,866.82	1,219,363	55,932,181	1,314,421
	VIETNAM	96,186.69	1,919,103	88,029,255	2,096,224
8444	Machines for extruding, drawing, texturing or cutting man-made textile materials.	156,709.03	451,646	20,717,001	469,599
844400	Machines for extruding, drawing, texturing or cutting man-made textile materials	156,709.03	451,646	20,717,001	469,599
	EGYPT ARAB REPUBLIC	7,329.27	32,556	1,493,344	33,751
	INDIA	3,202.53	28,698	1,316,377	30,138
	ITALY	0.87	129	5,917	129
	JAPAN	649.80	87,021	3,991,653	89,558

TABLE 8 - Continued

PSC CODE	COMMODITY AND COUNTRY OF ORIGIN	GROSS WEIGHT (GK)	FOB VALUE		CIF
			DOLLARS	PESOS	DOLLARS
	PEOPLE'S REPUBLIC OF CHINA	70,418.34	119,468	5,479,997	125,376
	REPUBLIC OF KOREA	722.06	2,174	99,721	2,241
	SINGAPORE	5,301.60	85,411	3,917,802	88,262
	SWITZERLAND	14.35	2,322	106,510	2,439
	TAIWAN (REP. OF CHINA)	69,053.68	91,511	4,197,610	95,166
	UNITED STATES OF AMERICA	16.53	2,356	108,070	2,539
8445	Machines for preparing textile fibres; spinning, doubling or twisting machines and other machinery for producing textile yarns; textile reeling or winding (including weft-winding) machines and machines for preparing textile yarns for use on the machines of heading 84.46 or 84.47.	349,269.69	3,257,913	149,440,467	3,366,479
844511	Carding machines	36,868.42	412,514	18,922,016	434,221
	INDIA	17,390.34	50,750	2,327,902	52,443
	JAPAN	18,489.40	357,984	16,420,726	377,795
	PEOPLE'S REPUBLIC OF CHINA	982.03	1,743	79,951	1,791
	UK OF GREAT BRITAIN AND N. IRELAND	6.65	2,037	93,437	2,192
844512	Combing machines	25,204.78	71,008	3,257,136	76,449
	GERMANY	25,152.66	58,659	2,690,688	62,672
	HONG KONG, CHINA	19.07	52	2,385	55
	JAPAN	33.05	12,297	564,063	13,722
844513	Drawing or roving machines	2,381.22	4,381	200,956	4,390
	HONG KONG, CHINA	2,381.22	4,381	200,956	4,390
844519	Other machines for preparing textile fibers	19,181.44	230,071	10,553,358	238,982
	HONG KONG, CHINA	1.74	2,299	105,455	2,409
	INDIA	6,094.40	25,640	1,176,107	27,640
	ITALY	1,707.34	30,434	1,396,008	32,516
	SWITZERLAND	602.19	166,956	7,658,272	171,665
	TAIWAN (REP. OF CHINA)	10,775.77	4,742	217,516	4,752
844520	Textile spinning machines	96,557.29	581,354	26,666,707	583,254
	INDIA	1,722.36	1,444	66,236	2,776
	ITALY	14,687.34	29,566	1,356,192	29,620
	JAPAN	80,110.45	549,206	25,192,079	549,689
	SINGAPORE	6.09	477	21,880	489
	TAIWAN (REP. OF CHINA)	31.05	661	30,320	680
844530	Textile doubling or twisting machines	5,184.54	16,074	737,315	17,641
	PEOPLE'S REPUBLIC OF CHINA	5,184.54	16,074	737,315	17,641
844540	Textile winding (including weft-winding) or reeling machines	81,977.32	1,335,415	61,255,485	1,382,125
	AUSTRIA	4,275.36	8,072	370,262	8,635
	DEMOCRATIC PEOPLE'S REP. OF KOREA	1,353.35	41,954	1,924,430	41,994
	HONG KONG, CHINA	592.82	15,402	706,490	17,810
	ITALY	34,698.04	607,445	27,863,502	614,445
	JAPAN	14,140.93	298,148	13,676,048	315,160
	PEOPLE'S REPUBLIC OF CHINA	17,040.39	248,426	11,395,301	263,959
	REPUBLIC OF KOREA	2,001.54	43,997	2,018,142	45,872
	SWITZERLAND	6,657.55	67,619	3,101,684	69,477
	TAIWAN (REP. OF CHINA)	1,217.34	4,352	199,626	4,773
844590	Machines for preparing textile yarns for use on the machines of heading No. 84.46 or 84.47	81,914.68	607,096	27,847,494	629,417
	AUSTRIA	8,425.46	155,267	7,122,097	159,646
	DEMOCRATIC PEOPLE'S REP. OF KOREA	2,500.23	85,576	3,925,371	86,460
	HONG KONG, CHINA	407.41	7,917	363,152	7,976
	INDIA	70.11	1,348	61,833	1,654
	JAPAN	5,813.60	49,448	2,268,180	55,544
	PEOPLE'S REPUBLIC OF CHINA	37,205.10	192,579	8,833,599	198,171
	REPUBLIC OF KOREA	0.23	148	6,789	154
	SINGAPORE	85.66	314	14,403	443
	TAIWAN (REP. OF CHINA)	27,081.69	65,518	3,005,311	68,060

TABLE 8 - Continued

PSCC CODE	COMMODITY AND COUNTRY OF ORIGIN	GROSS WEIGHT (GK)	FOB VALUE		CIF
			DOLLARS	PESOS	DOLLARS
	UNITED STATES OF AMERICA	325.19	48,981	2,246,759	51,309
8446	Weaving machines (looms).	275,876.50	1,433,997	65,777,443	1,510,988
844610	Weaving machines for weaving fabrics of a width not exceeding 30 cm	44,867.14	104,101	4,775,112	108,740
	GERMANY	1,010.13	18,825	863,503	19,596
	PEOPLE'S REPUBLIC OF CHINA	480.93	697	31,971	719
	REPUBLIC OF KOREA	39,262.83	84,066	3,856,107	87,871
	TAIWAN (REP. OF CHINA)	4,113.25	513	23,531	554
844621	Power looms, shuttle type for weaving fabrics of a width exceeding 30 cm	89,411.67	593,970	27,245,404	622,862
	AUSTRIA	0.51	672	30,825	717
	JAPAN	9,854.15	95,629	4,386,502	113,141
	PEOPLE'S REPUBLIC OF CHINA	79,557.01	497,669	22,828,077	509,004
844629	Weaving machines, shuttle type, for weaving fabrics of a width exceeding 30 cm	63,333.46	318,898	14,627,852	337,856
	INDIA	25,968.31	134,777	6,182,221	146,889
	JAPAN	797.51	41,808	1,917,733	42,991
	MALAYSIA	40.90	27,347	1,254,407	28,060
	NETHERLANDS	5,366.30	22,988	1,054,460	24,120
	PEOPLE'S REPUBLIC OF CHINA	22,563.35	43,130	1,978,373	45,317
	REPUBLIC OF KOREA	0.87	392	17,981	392
	TAIWAN (REP. OF CHINA)	8,596.22	48,456	2,222,677	50,087
844630	Weaving machines, shuttleless typer, for weaving fabrics of a width exceeding 30 cm	78,264.23	417,028	19,129,075	441,530
	BELGIUM	41,962.12	347,133	15,922,991	370,884
	REPUBLIC OF KOREA	350.00	100	4,587	100
	TAIWAN (REP. OF CHINA)	35,952.11	69,795	3,201,497	70,546
8447	Knitting machines, stitch-bonding machines and machines for making gimped yarn, tulle, lace, embroidery, trimmings, braid or net and machines for tufting.	799,414.91	3,454,793	158,471,351	3,633,151
844711	Circular knitting machines, with cylinder diameter not exceeding 165 mm	53,151.63	211,916	9,720,585	228,589
	HONG KONG, CHINA	7,458.78	6,889	315,998	7,120
	INDIA	2,532.52	10,597	486,084	12,538
	ITALY	834.87	6,572	301,458	11,958
	JAPAN	5,308.92	63,527	2,913,983	67,467
	PEOPLE'S REPUBLIC OF CHINA	25,657.47	98,727	4,528,607	101,726
	TAIWAN (REP. OF CHINA)	11,359.07	25,604	1,174,455	27,780
844712	Circular knitting machines, with cylinder diameter exceeding 165 mm	155,784.10	245,857	11,277,460	257,703
	GERMANY	19,986.55	45,471	2,085,755	48,427
	INDIA	61,655.34	72,676	3,333,648	74,641
	JAPAN	38,780.13	59,948	2,749,815	62,686
	PEOPLE'S REPUBLIC OF CHINA	19,230.94	32,858	1,507,196	35,150
	TAIWAN (REP. OF CHINA)	16,131.14	34,904	1,601,046	36,799
844720	Flat, knitting machines; stitch-bonding machines	229,006.90	881,022	40,412,479	927,522
	ITALY	13,210.29	159,141	7,299,798	164,236
	JAPAN	8,091.22	39,587	1,815,856	40,002
	PEOPLE'S REPUBLIC OF CHINA	40,668.88	98,873	4,535,305	99,558
	REPUBLIC OF KOREA	6,087.86	271,084	12,434,623	299,315
	TAIWAN (REP. OF CHINA)	160,948.65	312,337	14,326,897	324,411
844790	Machines for turving and making gimped, yarn, tulle, lace, embroidery, trimmings, braid or net	361,472.28	2,115,998	97,060,827	2,219,337
	FRANCE	2,128.50	26,514	1,216,197	27,262
	GERMANY	9,750.35	29,069	1,333,395	30,938
	HONG KONG, CHINA	4,918.93	39,761	1,823,837	44,868

TABLE 8 - Continued

PSCC CODE	COMMODITY AND COUNTRY OF ORIGIN	GROSS WEIGHT (GK)	FOB VALUE		CIF
			DOLLARS	PESOS	DOLLARS
	IRELAND	169.57	36,666	1,681,869	39,153
	ITALY	1,492.27	3,302	151,463	3,437
	JAPAN	55,959.55	569,589	26,127,047	617,688
	MACAU	11.77	44	2,018	46
	MALAYSIA	0.01	148	6,789	156
	NETHERLANDS	663.81	74,332	3,409,609	77,569
	PEOPLE'S REPUBLIC OF CHINA	266,119.09	1,013,191	46,475,071	1,047,268
	REPUBLIC OF KOREA	1,515.75	24,876	1,141,062	26,278
	SINGAPORE	1,759.02	20,600	944,922	21,795
	TAIWAN (REP. OF CHINA)	16,891.70	270,356	12,401,230	274,949
	THAILAND	30.71	3,345	153,435	3,442
	UK OF GREAT BRITAIN AND N. IRELAND	1.74	289	13,256	325
	UNITED STATES OF AMERICA	59.51	3,916	179,627	4,163
8448	Auxiliary machinery for use with machines of heading 84.44, 84.45, 84.46 or 84.47 (for example, dobbies, jacquards, automatic stop motions, shuttle changing mechanisms); parts and accessories suitable for use solely or principally with the machines of this heading or of heading 84.44, 84.45, 84.46 or 84.47 (for example, spindles and spindle flyers, card clothing, combs, extruding nipples, shuttles, healds and heald-frames, hosiery needles).	476,050.51	9,081,925	416,587,901	11,006,170
844811	Dobbies and jacquards; card reducing, copying, punching or assembling machines for use therewith	1,551.30	62,201	2,853,158	64,589
	HONG KONG, CHINA	1.34	74	3,394	77
	INDIA	11.12	832	38,164	899
	ITALY	22.77	1,027	47,108	1,056
	JAPAN	268.37	1,591	72,979	1,799
	NETHERLANDS	58.54	10,552	484,020	10,850
	PEOPLE'S REPUBLIC OF CHINA	267.62	14,480	664,197	15,086
	SINGAPORE	1.29	29,689	1,361,834	30,484
	TAIWAN (REP. OF CHINA)	918.77	1,863	85,456	2,116
	UK OF GREAT BRITAIN AND N. IRELAND	0.42	1,557	71,420	1,664
	UNITED STATES OF AMERICA	1.06	536	24,586	558
844819	Other auxiliary machinery for machines of heading No. 84.44, 84.45, 84.46 or 84.47	46,206.23	334,909	15,362,276	1,606,576
	HONG KONG, CHINA	100.00	500	22,935	534
	INDIA	24,368.93	75,012	3,440,801	78,004
	JAPAN	18,578.09	248,318	11,390,347	1,515,936
	PEOPLE'S REPUBLIC OF CHINA	1,214.70	2,558	117,335	2,779
	TAIWAN (REP. OF CHINA)	1,941.94	3,584	164,398	3,704
	UNITED STATES OF AMERICA	2.57	4,937	226,460	5,619
844820	Parts and accessories of machines of heading No. 84.44 or of their auxiliary machinery	79,444.51	1,154,492	52,956,548	1,228,363
	GERMANY	45,811.17	897,719	41,178,371	951,701
	HONG KONG, CHINA	132.64	5,126	235,130	5,445
	INDIA	5.00	125	5,734	136
	JAPAN	410.05	112,745	5,171,613	119,054
	PEOPLE'S REPUBLIC OF CHINA	28,764.69	33,313	1,528,067	35,176
	REPUBLIC OF KOREA	761.29	369	16,926	445
	SWITZERLAND	374.04	3,168	145,316	3,262
	THAILAND	3,152.98	97,869	4,489,251	108,972
	UNITED STATES OF AMERICA	32.65	4,058	186,140	4,172
844831	Card clothing	7,993.44	163,517	7,500,525	168,986
	GERMANY	176.38	1,480	67,888	1,508
	INDIA	994.53	8,771	402,326	9,212
	NETHERLANDS	140.88	5,230	239,900	5,236
	PEOPLE'S REPUBLIC OF CHINA	1,050.98	30,152	1,383,072	31,333
	SWITZERLAND	5,630.67	117,884	5,407,339	121,697
844832	Parts and accessories of machines for preparing textile fibers, other than card clothing	7,457.58	365,276	16,755,210	380,292
	AUSTRIA	346.22	30,964	1,420,319	31,084
	FRANCE	32.53	5,027	230,588	5,183
	GERMANY	5,379.81	226,621	10,395,105	234,722

TABLE 8 - Continued

PSCC CODE	COMMODITY AND COUNTRY OF ORIGIN	GROSS WEIGHT (GK)	FOB VALUE		CIF DOLLARS
			DOLLARS	PESOS	
	HONG KONG, CHINA	108.05	85	3,899	91
	INDIA	934.00	52,870	2,425,147	56,845
	ITALY	14.76	9,572	439,068	10,018
	PEOPLE'S REPUBLIC OF CHINA	199.84	2,728	125,133	3,467
	SINGAPORE	14.33	1,191	54,631	1,196
	SWITZERLAND	281.95	24,387	1,118,632	25,214
	TAIWAN (REP. OF CHINA)	99.26	10,013	459,296	10,549
	THAILAND	16.85	494	22,660	508
	UK OF GREAT BRITAIN AND N. IRELAND	29.98	1,324	60,732	1,415
844833	Spindles, spindle flyers, spinning rings and ring travellers	105,706.86	3,118,017	143,023,441	3,391,955
	AUSTRIA	1,393.59	38,990	1,788,471	43,412
	DENMARK	112.02	2,949	135,271	3,475
	FRANCE	3.11	5,140	235,772	5,350
	GERMANY	81.34	2,685	123,161	3,129
	HONG KONG, CHINA	34.81	1,462	67,062	1,537
	INDIA	8,198.75	51,229	2,349,874	54,501
	INDONESIA	16,537.01	19,078	875,108	19,559
	ITALY	10.64	828	37,980	851
	JAPAN	48,499.25	2,176,524	99,837,156	2,390,963
	PEOPLE'S REPUBLIC OF CHINA	9,488.34	71,369	3,273,696	75,989
	REPUBLIC OF KOREA	600.02	534,532	24,518,983	570,825
	SINGAPORE	2,359.98	31,368	1,438,851	33,046
	SWITZERLAND	518.56	50,680	2,324,692	55,720
	TAIWAN (REP. OF CHINA)	17,844.66	129,816	5,954,660	132,138
	THAILAND	0.83	989	45,365	1,056
	UNITED STATES OF AMERICA	23.95	378	17,339	404
844839	Other parts and accessories of machines of heading No. 84.45 of their auxiliary machinery	109,265.92	1,673,952	76,784,180	1,790,465
	AUSTRIA	734.06	102,956	4,722,592	109,324
	BELGIUM	533.94	65,350	2,997,605	65,408
	CANADA	7.54	19,141	877,998	19,912
	FRANCE	255.36	15,886	728,691	16,447
	GERMANY	6,278.28	168,486	7,728,453	175,205
	HONG KONG, CHINA	165.56	431	19,770	438
	INDIA	4,363.16	39,187	1,797,508	40,597
	INDONESIA	35.48	2,873	131,785	2,954
	ITALY	51.58	12,986	595,668	14,016
	JAPAN	25,511.28	816,682	37,461,203	890,767
	MALAYSIA	20.21	20,236	928,225	21,109
	PEOPLE'S REPUBLIC OF CHINA	2,726.03	32,040	1,469,674	32,583
	REPUBLIC OF KOREA	45,844.71	120,987	5,549,674	133,466
	SINGAPORE	354.75	49,084	2,251,483	51,641
	SWITZERLAND	2,033.83	65,252	2,993,109	68,761
	TAIWAN (REP. OF CHINA)	19,091.24	103,701	4,756,765	107,989
	THAILAND	1,258.08	36,634	1,680,402	37,669
	UK OF GREAT BRITAIN AND N. IRELAND	0.83	2,040	93,575	2,179
844841	Shuttles for weaving machines	34,218.11	378,553	17,364,227	421,395
	AUSTRIA	644.99	13,824	634,107	13,937
	GERMANY	6,904.15	43,015	1,973,098	47,225
	HONG KONG, CHINA	5,768.92	72,411	3,321,493	82,381
	INDIA	64.28	1,284	58,897	1,490
	ITALY	9.93	4,719	216,461	4,852
	JAPAN	4,131.67	17,560	805,477	18,508
	PEOPLE'S REPUBLIC OF CHINA	4,559.32	202,572	9,291,978	229,206
	REPUBLIC OF KOREA	1,128.58	1,060	48,622	1,182
	TAIWAN (REP. OF CHINA)	11,006.27	22,108	1,014,094	22,614
844842	Reeds for looms, healds and heald-frames	3,371.67	23,169	1,062,762	24,219
	ITALY	8.71	290	13,302	354
	JAPAN	126.60	11,721	537,642	12,561
	REPUBLIC OF KOREA	29.18	991	45,457	1,024
	SINGAPORE	13.37	402	18,440	430
	TAIWAN (REP. OF CHINA)	3,192.99	9,742	446,866	9,823
	UNITED STATES OF AMERICA	0.82	23	1,055	27
844849	Other parts and accessories of weaving machines (looms) or of their auxiliary machinery	46,399.53	320,836	14,716,748	360,032

TABLE 8 - Continued

PSCC CODE	COMMODITY AND COUNTRY OF ORIGIN	GROSS WEIGHT (GK)	FOB VALUE		CIF
			DOLLARS	PESOS	DOLLARS
	AUSTRALIA	0.21	89	4,082	92
	AUSTRIA	344.34	33,186	1,522,242	35,548
	BELGIUM	3.48	174	7,981	200
	GERMANY	4,798.07	69,013	3,165,626	70,995
	HONG KONG, CHINA	26.69	2,948	135,225	3,177
	INDIA	2,704.73	14,897	683,326	16,535
	ITALY	9.71	3,464	158,894	4,174
	JAPAN	846.50	11,421	523,881	35,685
	PEOPLE'S REPUBLIC OF CHINA	15,230.56	78,779	3,613,593	82,932
	SINGAPORE	32.41	13,360	612,823	13,793
	SWITZERLAND	10.21	6,992	320,723	7,360
	TAIWAN (REP. OF CHINA)	22,378.49	83,303	3,821,109	86,161
	UNITED STATES OF AMERICA	12.47	2,832	129,904	2,990
	VIETNAM	1.66	378	17,339	390
844851	Sinkers, needles and other articles used in forming stitches	3,812.75	118,605	5,440,411	123,444
	CZECH REPUBLIC (CZECHOSLOVAKIA)	10.44	3,210	147,243	3,642
	GERMANY	18.94	2,404	110,271	2,650
	HONG KONG, CHINA	8.13	3,508	160,912	3,664
	ITALY	1.22	194	8,899	199
	JAPAN	1,743.25	6,420	294,485	6,673
	PEOPLE'S REPUBLIC OF CHINA	1,430.36	9,685	444,251	10,081
	REPUBLIC OF KOREA	27.67	3,620	166,049	3,796
	SINGAPORE	285.12	73,556	3,374,014	76,010
	SWITZERLAND	14.88	225	10,321	255
	TAIWAN (REP. OF CHINA)	272.74	15,783	723,966	16,474
844859	Other parts and accessories of machines of heading of heading No. 84.47 or of their auxiliary machinery	30,622.61	1,368,398	62,768,415	1,445,854
	AUSTRALIA	2.84	974	44,677	1,040
	AUSTRIA	209.41	3,086	141,555	3,377
	BELGIUM	253.52	6,851	314,255	7,329
	GERMANY	382.54	36,374	1,668,475	39,326
	HONG KONG, CHINA	82.33	3,712	170,269	3,909
	INDIA	1,256.02	38,995	1,788,701	41,670
	ISRAEL	0.85	1,037	47,567	1,106
	ITALY	214.06	28,475	1,306,148	31,751
	JAPAN	8,893.38	750,867	34,442,269	783,231
	LUXEMBOURG	1.79	104	4,770	285
	NEW ZEALAND	17.06	5,409	248,111	5,506
	PEOPLE'S REPUBLIC OF CHINA	10,396.05	65,096	2,985,954	71,912
	REPUBLIC OF KOREA	5,804.72	296,521	13,601,418	315,687
	SINGAPORE	346.59	52,276	2,397,900	55,687
	SWITZERLAND	50.46	9,080	416,500	10,589
	TAIWAN (REP. OF CHINA)	2,542.32	27,316	1,252,985	28,644
	TURKS AND CAICOS ISLANDS	2.61	701	32,155	752
	UNITED STATES OF AMERICA	166.06	41,524	1,904,706	44,053
8449	Machinery for the manufacture or finishing of felt or nonwovens in the piece or in shapes, including machinery for making felt hats; blocks for making hats.	61,622.62	497,544	22,822,344	535,449
844900	Machinery for the manufacture or finishing of felt or nonwovens in the piece or in shapes, including machinery for making felt; blocks for making hats	61,622.62	497,544	22,822,344	535,449
	AUSTRIA	0.73	149	6,835	155
	GERMANY	19.18	197	9,036	382
	ITALY	10.84	276	12,660	312
	JAPAN	1,012.96	1,548	71,007	1,717
	PEOPLE'S REPUBLIC OF CHINA	5,843.38	26,554	1,218,032	27,236
	TAIWAN (REP. OF CHINA)	54,618.13	423,986	19,448,238	460,501
	TURKEY	107.64	37,257	1,708,979	37,292
	UNITED STATES OF AMERICA	9.76	7,577	347,557	7,854
8450	Household or laundry-type washing machines, including machines which both wash and dry.	14,593,747.91	47,551,801	2,181,201,110	53,165,281
845011	Household or laundry-type washing machines, fully-automatic, each of a dry linen capacity not exceeding 10 kg	4,803,333.27	15,759,462	722,886,521	18,241,508

TABLE 8 - Continued

PSCC CODE	COMMODITY AND COUNTRY OF ORIGIN	GROSS WEIGHT (GK)	FOB VALUE		CIF DOLLARS
			DOLLARS	PESOS	
	AUSTRALIA	50.00	250	11,468	250
	DENMARK	61.58	749	34,357	905
	FRANCE	3,497.73	4,075	186,920	4,990
	GERMANY	3,085.00	4,838	221,919	5,645
	INDIA	21,869.87	104,504	4,793,598	107,830
	INDONESIA	28,311.10	119,351	5,474,630	124,450
	ISRAEL	433.33	58,474	2,682,202	63,178
	ITALY	19,968.84	39,122	1,794,526	41,990
	JAPAN	55,455.75	14,294	655,666	15,517
	KENYA	74.79	547	25,091	1,319
	PEOPLE'S REPUBLIC OF CHINA	2,186,663.75	5,570,257	255,507,688	6,047,525
	POLAND	1,383.34	1,968	90,272	2,369
	REPUBLIC OF KOREA	37,423.84	223,239	10,239,973	228,428
	SINGAPORE	11,564.19	25,438	1,166,841	26,948
	SPAIN	133.25	4,841	222,057	5,172
	SWITZERLAND	852.51	1,694	77,704	1,832
	THAILAND	1,903,318.97	7,677,390	352,161,879	9,550,307
	TURKEY	65,063.71	185,785	8,521,958	193,059
	UNITED STATES OF AMERICA	90,087.74	129,424	5,936,679	151,016
	VIETNAM	374,033.98	1,593,222	73,081,093	1,668,778
845012	Household or laundry-type washing machines, with built-in centrifugal drier, each of a dry linen capacity not exceeding 10 kg	4,669,321.62	16,358,907	750,383,064	18,097,934
	HONG KONG, CHINA	18.65	286	13,119	294
	INDONESIA	7,540.75	35,609	1,633,385	37,923
	ITALY	75.68	361	16,559	384
	JAPAN	16,555.87	286,843	13,157,488	296,058
	PEOPLE'S REPUBLIC OF CHINA	2,505,083.65	7,259,165	332,977,898	8,615,956
	REPUBLIC OF KOREA	129,054.18	948,038	43,486,503	989,083
	THAILAND	1,444,884.84	5,576,462	255,792,312	5,832,634
	UNITED STATES OF AMERICA	7,822.98	6,302	289,073	7,322
	VIETNAM	558,285.02	2,245,841	103,016,727	2,318,280
845019	Other household or laundry-type washing machines, each of a dry linen capacity not exceeding 10 kg	2,305,420.57	5,291,617	242,726,471	5,604,242
	FINLAND	1,999.59	59,882	2,746,787	70,158
	GERMANY	166.64	807	37,017	869
	INDIA	76.81	156	7,156	190
	JAPAN	1,271.04	20,916	959,416	21,656
	MALAYSIA	4,158.33	1,996	91,557	2,233
	PEOPLE'S REPUBLIC OF CHINA	2,207,662.24	4,685,823	214,938,701	4,956,346
	REPUBLIC OF KOREA	1,884.79	1,766	81,006	2,379
	SINGAPORE	69.11	408	18,715	436
	THAILAND	11,655.15	66,196	3,036,411	66,686
	UNITED STATES OF AMERICA	25,512.22	228,636	10,487,533	257,858
	VIETNAM	50,964.65	225,031	10,322,172	225,431
845020	Household or laundry-type washing machines, each of a dry linen capacity exceeding 10 kg	1,199,889.82	7,197,265	330,138,544	8,111,662
	BELGIUM	11,604.71	156,119	7,161,179	165,053
	CZECH REPUBLIC (CZECHOSLOVAKIA)	482.77	8,128	372,831	8,758
	INDIA	47,479.78	259,230	11,890,880	269,527
	INDONESIA	53.94	522	23,944	524
	ISRAEL	199.89	27,984	1,283,626	30,336
	ITALY	459.65	7,844	359,804	8,269
	MEXICO	13,222.37	52,651	2,415,101	55,008
	PEOPLE'S REPUBLIC OF CHINA	244,810.87	1,129,547	51,812,321	1,216,247
	REPUBLIC OF KOREA	129,261.15	939,914	43,113,855	1,040,527
	SWEDEN	5,079.37	70,661	3,241,220	77,974
	THAILAND	288,038.18	1,502,828	68,934,720	1,984,990
	TURKEY	2,120.31	2,622	120,271	2,766
	UNITED STATES OF AMERICA	457,076.83	3,039,215	139,408,792	3,251,683
845090	Parts of household or laundry-type washing machines, including machines which both wash and dry	1,615,782.63	2,944,550	135,066,510	3,109,935
	BELGIUM	19.82	913	41,879	1,029
	BRAZIL	80.69	4,346	199,351	4,666
	BRUNEI DARUSSALAM	11.66	343	15,733	388
	CZECH REPUBLIC (CZECHOSLOVAKIA)	3.91	518	23,761	605

TABLE 8 - Continued

PSCC CODE	COMMODITY AND COUNTRY OF ORIGIN	GROSS WEIGHT (GK)	FOB VALUE		CIF DOLLARS
			DOLLARS	PESOS	
	FRANCE	9.05	642	29,449	723
	GERMANY	2.50	785	36,008	917
	HONG KONG, CHINA	916.85	29,200	1,339,404	31,762
	INDIA	1,020.75	14,477	664,060	15,700
	INDONESIA	13,952.58	70,911	3,252,688	73,527
	ITALY	54.52	14,243	653,326	14,852
	JAPAN	4,340.87	219,168	10,053,237	228,757
	KUWAIT	1.75	179	8,211	210
	MALAYSIA	47,201.11	53,441	2,451,339	60,266
	NEW ZEALAND	43.80	444	20,366	473
	PEOPLE'S REPUBLIC OF CHINA	1,497,594.63	1,797,147	82,435,133	1,895,770
	REPUBLIC OF KOREA	3,279.03	27,498	1,261,333	30,656
	SINGAPORE	5,102.86	83,574	3,833,540	93,232
	SWEDEN	416.28	12,064	553,376	13,595
	SWITZERLAND	2.49	344	15,779	389
	THAILAND	13,273.50	100,062	4,589,844	114,883
	TURKEY	225.16	1,919	88,025	2,443
	UNITED STATES OF AMERICA	28,187.35	511,989	23,484,935	524,679
	VIETNAM	41.47	343	15,733	413
8451	Machinery (other than machines of heading 84.50) for washing, cleaning, wringing, drying, ironing, pressing (including fusing presses), bleaching, dyeing, dressing, finishing, coating or impregnating textile yarns, fabrics or made up textile articles and machines for applying the paste to the base fabric or other support used in the manufacture of floor coverings such as linoleum; machines for reeling, unreeling, folding, cutting or pinking textile fabrics.	2,449,916.65	17,040,095	781,629,156	18,144,026
845110	Dry-cleaning machines	529,869.91	4,976,645	228,278,705	5,452,008
	ITALY	3,004.14	38,875	1,783,196	40,631
	JAPAN	4,224.89	167,297	7,673,913	170,395
	PEOPLE'S REPUBLIC OF CHINA	43,252.77	159,258	7,305,164	171,706
	REPUBLIC OF KOREA	3,092.87	80,610	3,697,581	89,555
	SINGAPORE	89.73	7,454	341,915	8,045
	SWITZERLAND	240.10	477	21,880	533
	TAIWAN (REP. OF CHINA)	10,527.87	44,197	2,027,316	46,242
	UNITED STATES OF AMERICA	463,815.24	4,466,784	204,891,382	4,912,878
	VIETNAM	1,622.30	11,693	536,358	12,023
845121	Drying machines, each of a dry linen capacity not exceeding 10 kg	453,096.74	1,178,648	54,064,583	1,249,035
	ITALY	279.19	459	21,054	525
	JAPAN	80.85	33	1,514	36
	PEOPLE'S REPUBLIC OF CHINA	375,616.22	936,255	42,946,017	987,841
	REPUBLIC OF KOREA	9,467.91	56,912	2,610,553	59,156
	SINGAPORE	47.50	390	17,889	417
	THAILAND	30,072.30	150,259	6,892,380	157,602
	TURKEY	667.92	1,244	57,062	1,312
	UNITED STATES OF AMERICA	36,864.85	33,096	1,518,114	42,146
845129	Drying machines, each of a dry linen capacity exceeding 10 kg	324,397.45	1,909,896	87,606,930	2,035,068
	BELGIUM	4,712.99	52,619	2,413,634	59,349
	GERMANY	3,471.76	167,807	7,697,307	179,547
	HONG KONG, CHINA	3,903.69	47,298	2,169,559	50,511
	ITALY	1,740.77	22,000	1,009,140	22,638
	JAPAN	3,982.97	61,103	2,802,795	66,189
	MALAYSIA	11,056.19	24,310	1,115,100	24,978
	PEOPLE'S REPUBLIC OF CHINA	117,332.27	293,190	13,448,625	306,700
	REPUBLIC OF KOREA	10,005.34	113,259	5,195,190	119,799
	SINGAPORE	151.37	10,717	491,589	11,012
	SPAIN	15,235.01	59,403	2,724,816	63,130
	SWEDEN	2,978.89	28,013	1,284,956	30,700
	TAIWAN (REP. OF CHINA)	479.72	18,078	829,238	18,669
	TURKEY	1,749.05	13,217	606,264	14,121
	UNITED STATES OF AMERICA	147,597.43	998,882	45,818,717	1,067,725
845130	Ironing machines and presses (including fusing presses)	159,219.14	1,343,573	61,629,694	1,403,550
	BELGIUM	1,240.13	22,934	1,051,983	24,029
	CZECH REPUBLIC (CZECHOSLOVAKIA)	3,957.70	18,648	855,384	22,175

TABLE 8 - Continued

PSCC CODE	COMMODITY AND COUNTRY OF ORIGIN	GROSS WEIGHT (GK)	FOB VALUE		CIF DOLLARS
			DOLLARS	PESOS	
	FRANCE	1,230.68	13,505	619,474	14,337
	GERMANY	88.49	1,102	50,549	1,219
	HONG KONG, CHINA	5,808.97	53,623	2,459,687	55,073
	ITALY	4,014.19	58,978	2,705,321	62,309
	JAPAN	9,736.30	10,075	462,140	10,316
	PEOPLE'S REPUBLIC OF CHINA	86,748.46	260,435	11,946,153	277,072
	REPUBLIC OF KOREA	5,169.21	64,479	2,957,652	68,055
	SINGAPORE	12,627.02	662,606	30,393,737	685,906
	SPAIN	15,556.55	68,315	3,133,609	70,083
	SWEDEN	206.36	5,184	237,790	5,634
	TAIWAN (REP. OF CHINA)	4,679.93	8,644	396,500	9,845
	THAILAND	1,995.47	7,095	325,448	7,295
	UK OF GREAT BRITAIN AND N. IRELAND	158.45	570	26,146	607
	UNITED STATES OF AMERICA	6,001.23	87,380	4,008,121	89,595
845140	Washing, bleaching or dyeing machines	249,427.91	1,684,066	77,248,107	1,763,058
	BELGIUM	437.26	7,964	365,309	8,509
	CZECH REPUBLIC (CZECHOSLOVAKIA)	527.75	9,024	413,931	9,279
	GERMANY	13,877.35	143,556	6,584,914	149,435
	HONG KONG, CHINA	608.71	68,740	3,153,104	71,164
	ITALY	19,398.04	48,383	2,219,328	51,572
	JAPAN	3,770.58	163,599	7,504,286	169,569
	MALAYSIA	403.99	22,312	1,023,451	22,925
	PEOPLE'S REPUBLIC OF CHINA	125,156.50	419,588	19,246,501	442,917
	SINGAPORE	1,835.50	141,178	6,475,835	145,175
	SPAIN	2,129.35	18,151	832,586	19,741
	SWITZERLAND	5,904.99	301,779	13,842,603	322,427
	TAIWAN (REP. OF CHINA)	44,583.27	247,147	11,336,633	252,743
	THAILAND	11,637.94	56,128	2,574,591	58,921
	TURKEY	19,030.53	36,256	1,663,063	38,420
	VIETNAM	126.15	261	11,972	261
845150	Machines for reeling, unreeling, folding, cutting or pinking textile fabrics	131,235.01	841,011	38,577,174	882,039
	AUSTRIA	1.67	1,212	55,594	1,295
	FRANCE	6,069.35	151,647	6,956,048	163,740
	GERMANY	7.26	5,824	267,147	6,022
	HONG KONG, CHINA	4,923.70	47,089	2,159,972	47,415
	ITALY	2,927.19	4,444	203,846	4,570
	JAPAN	10,433.47	96,551	4,428,794	102,052
	PEOPLE'S REPUBLIC OF CHINA	54,285.74	110,763	5,080,699	114,302
	REPUBLIC OF KOREA	21,535.23	123,053	5,644,441	130,782
	SINGAPORE	387.72	6,925	317,650	7,211
	TAIWAN (REP. OF CHINA)	13,183.88	181,472	8,324,121	188,515
	THAILAND	14,511.05	65,688	3,013,109	67,859
	UK OF GREAT BRITAIN AND N. IRELAND	203.10	17,738	813,642	18,238
	UNITED STATES OF AMERICA	2,765.65	28,605	1,312,111	30,038
845180	Other machines for dressing and finishing textiles	306,456.23	3,147,824	144,390,686	3,269,904
	AUSTRIA	6,764.28	271,232	12,441,412	278,882
	GERMANY	149.87	5,017	230,130	5,052
	HONG KONG, CHINA	35,271.42	155,957	7,153,748	169,595
	ITALY	12,776.43	55,355	2,539,134	59,234
	JAMAICA (EXCLUDES CAYMAN IS., TURKS, CAICOS)	20.51	1,676	76,878	1,744
	JAPAN	6,983.96	192,938	8,850,066	196,498
	MALAYSIA	836.15	43,177	1,980,529	45,452
	PEOPLE'S REPUBLIC OF CHINA	122,722.74	650,850	29,854,489	674,885
	REPUBLIC OF KOREA	77,414.27	41,898,299	41,898,299	943,945
	SINGAPORE	1,078.02	18,455	846,531	19,170
	TAIWAN (REP. OF CHINA)	20,427.50	152,001	6,972,286	161,776
	THAILAND	531.58	85,490	3,921,427	88,432
	TURKEY	18,718.44	48,336	2,217,172	53,060
	UK OF GREAT BRITAIN AND N. IRELAND	1,197.66	476,136	21,840,358	489,371
	UNITED STATES OF AMERICA	1,563.40	77,790	3,568,227	82,808
845190	Parts of machines of heading 84.51	296,214.26	1,958,432	89,833,277	2,089,364
	AUSTRALIA	15.76	1,502	68,896	1,509
	AUSTRIA	4,330.31	51,454	2,360,195	52,905
	BELGIUM	717.25	55,473	2,544,547	61,547
	FRANCE	196.63	19,165	879,098	20,807

TABLE 8 - Continued

PSCC CODE	COMMODITY AND COUNTRY OF ORIGIN	GROSS WEIGHT (GK)	FOB VALUE		CIF DOLLARS
			DOLLARS	PESOS	
	GERMANY	15,844.60	130,142	5,969,613	133,867
	HONG KONG, CHINA	6,746.71	68,745	3,153,333	71,966
	INDIA	836.56	16,401	752,314	18,914
	ITALY	446.30	15,150	694,931	16,553
	JAPAN	12,745.90	294,196	13,494,771	314,070
	MACAU	11.64	275	12,614	287
	MALAYSIA	175.68	9,974	457,507	11,297
	MEXICO	10.43	459	21,054	535
	NETHERLANDS	39.81	230	10,550	237
	NEW ZEALAND	7.91	311	14,266	374
	PEOPLE'S REPUBLIC OF CHINA	140,687.27	299,893	13,756,092	314,377
	REPUBLIC OF KOREA	24,454.99	407,939	18,712,162	451,882
	SINGAPORE	342.68	8,078	370,538	9,702
	SPAIN	156.60	2,673	122,611	2,965
	SWEDEN	67.67	7,842	359,713	8,634
	TAIWAN (REP. OF CHINA)	37,528.64	92,618	4,248,388	98,107
	THAILAND	53.78	1,787	81,970	2,161
	TUNISIA	5.59	199	9,128	229
	TURKEY	0.17	142	6,514	151
	UK OF GREAT BRITAIN AND N. IRELAND	6.61	1,910	87,612	1,914
	UNITED STATES OF AMERICA	20,597.93	458,437	21,028,505	479,723
	VIETNAM	30,186.84	13,437	616,355	14,651
8452	Sewing machines, other than book-sewing machines of heading 84.40; furniture, bases and covers specially designed for sewing machines; sewing machine needles.	3,228,891.07	10,421,576	478,037,692	11,096,788
845210	Sewing machines of the household type	499,239.77	1,077,203	49,411,302	1,137,536
	GERMANY	603.04	7,824	358,887	8,074
	HONG KONG, CHINA	16,078.53	192,627	8,835,800	201,228
	JAPAN	16,721.81	135,703	6,224,697	148,614
	MALAYSIA	1,927.49	87,369	4,007,616	89,847
	PEOPLE'S REPUBLIC OF CHINA	377,980.66	456,855	20,955,939	483,549
	REPUBLIC OF KOREA	4,461.56	9,088	416,867	10,463
	SINGAPORE	49,002.02	61,105	2,802,886	63,281
	TAIWAN (REP. OF CHINA)	20,453.77	20,610	945,381	23,177
	UK OF GREAT BRITAIN AND N. IRELAND	1,776.19	1,867	85,639	2,113
	UNITED STATES OF AMERICA	7.69	319	14,633	328
	VIETNAM	10,227.01	103,836	4,762,957	106,862
845221	Automatic sewing machines	200,127.05	1,300,135	59,637,193	1,365,874
	GERMANY	42.95	7,310	335,310	7,512
	HONG KONG, CHINA	14,125.17	452,074	20,736,634	469,648
	JAPAN	990.94	21,763	998,269	22,365
	MALAYSIA	2,942.67	56,540	2,593,490	60,318
	PEOPLE'S REPUBLIC OF CHINA	141,653.06	407,366	18,685,878	443,366
	REPUBLIC OF KOREA	3,893.07	153,911	7,059,898	154,252
	SINGAPORE	5,850.64	175,306	8,041,286	181,825
	TAIWAN (REP. OF CHINA)	30,628.55	25,865	1,186,428	26,588
845229	Other sewing machines, n.e.s.	964,507.51	3,384,935	155,266,969	3,630,733
	AUSTRALIA	14.97	593	27,201	667
	BRAZIL	41.19	5,203	238,662	5,220
	FRANCE	5,742.87	507,349	23,272,099	542,319
	GERMANY	1,705.20	46,085	2,113,919	46,420
	HONG KONG, CHINA	172,827.69	412,796	18,934,953	432,633
	INDIA	42.48	2,352	107,886	2,513
	ITALY	1,159.90	40,247	1,846,130	41,760
	JAPAN	32,592.68	170,666	7,828,449	196,244
	MACAU	5,881.34	7,594	348,337	7,905
	NETHERLANDS	351.90	4,139	189,856	4,208
	PEOPLE'S REPUBLIC OF CHINA	618,401.82	935,571	42,914,642	985,521
	REPUBLIC OF KOREA	13,006.20	188,384	8,641,174	199,193
	SIERRA LEONE	77.52	81	3,715	86
	SINGAPORE	20,876.69	690,140	31,656,722	770,210
	TAIWAN (REP. OF CHINA)	29,478.89	145,274	6,663,718	158,877
	THAILAND	9,322.93	67,209	3,082,877	69,601
	UNITED STATES OF AMERICA	297.94	2,622	120,271	2,846
	VIETNAM	52,685.30	158,630	7,276,358	164,510
845230	Sewing machine needles	65,096.12	510,302	23,407,552	532,641

TABLE 8 - Continued

PSCC CODE	COMMODITY AND COUNTRY OF ORIGIN	GROSS WEIGHT (GK)	FOB VALUE		CIF DOLLARS
			DOLLARS	PESOS	
	ANDORRA	18.35	261	11,972	278
	BRAZIL	17.53	1,035	47,475	1,218
	GERMANY	6.15	359	16,467	506
	HONG KONG, CHINA	23,084.56	122,818	5,633,662	128,240
	JAPAN	9,957.79	23,093	1,059,276	24,822
	MACAU	368.43	2,100	96,327	2,186
	PEOPLE'S REPUBLIC OF CHINA	8,012.39	27,829	1,276,516	29,173
	REPUBLIC OF KOREA	18,847.04	119,921	5,500,776	125,477
	SINGAPORE	4,380.57	196,332	9,005,749	202,762
	TAIWAN (REP. OF CHINA)	23.37	46	2,110	48
	UK OF GREAT BRITAIN AND N. IRELAND	142.67	9,342	428,518	9,989
	UNITED STATES OF AMERICA	237.27	7,166	328,704	7,942
845240	Furniture, bases and covers for sewing machines and parts thereof	199,553.51	151,272	6,938,847	159,807
	GERMANY	27.50	44	2,018	46
	HONG KONG, CHINA	6,329.53	22,736	1,042,901	23,353
	JAPAN	235.91	6,894	316,228	6,930
	PEOPLE'S REPUBLIC OF CHINA	186,800.07	107,865	4,947,767	114,221
	REPUBLIC OF KOREA	2,396.34	9,121	418,381	10,397
	SINGAPORE	17.53	3,130	143,573	3,276
	TAIWAN (REP. OF CHINA)	3,746.63	1,482	67,979	1,584
845290	Other parts of sewing machines	1,300,367.11	3,997,729	183,375,829	4,270,197
	ANDORRA	1.60	46	2,110	48
	AUSTRALIA	6.22	474	21,742	493
	AUSTRIA	3.78	548	25,137	589
	CANADA	0.84	204	9,357	259
	GERMANY	1,494.99	189,952	8,713,098	192,065
	HONG KONG, CHINA	344,666.04	858,082	39,360,221	919,620
	INDONESIA	116,981.48	109,636	5,029,004	115,925
	ITALY	791.74	31,398	1,440,227	32,846
	JAPAN	29,038.70	556,238	25,514,637	620,209
	MALAYSIA	5.48	1,913	87,749	2,004
	PEOPLE'S REPUBLIC OF CHINA	724,233.60	1,117,812	51,274,037	1,177,565
	PORTUGAL	3.52	96	4,404	99
	REPUBLIC OF KOREA	31,060.15	332,051	15,231,179	369,481
	RUSSIAN FEDERATION	0.83	73	3,349	83
	SINGAPORE	13,253.70	197,305	9,050,380	212,351
	SPAIN	46.71	7,825	358,933	7,858
	SWITZERLAND	352.70	126,153	5,786,638	130,403
	TAIWAN (REP. OF CHINA)	33,758.75	378,120	17,344,364	391,565
	THAILAND	4.92	30	1,376	30
	UK OF GREAT BRITAIN AND N. IRELAND	63.45	1,193	54,723	1,556
	UNITED STATES OF AMERICA	688.90	69,553	3,190,396	74,879
	URUGUAY	0.22	25	1,147	27
	VIETNAM	3,908.79	19,002	871,621	20,242
8453	Machinery for preparing, tanning or working hides, skins or leather or for making or repairing footwear or other articles of hides, skins or leather, other than sewing machines.	615,747.01	2,862,386	131,297,645	2,989,263
845310	Machinery for preparing, tanning or working hides, skins or leather	25,371.99	106,826	4,900,108	111,864
	GERMANY	691.27	32,483	1,489,995	34,706
	HONG KONG, CHINA	2,020.86	5,324	244,212	5,703
	JAPAN	90.64	306	14,036	327
	PEOPLE'S REPUBLIC OF CHINA	10,410.31	47,550	2,181,118	49,904
	TAIWAN (REP. OF CHINA)	12,158.91	21,163	970,747	21,224
845320	Machinery for making or repairing footwear	281,035.98	1,369,709	62,828,550	1,412,918
	HONG KONG, CHINA	19,145.52	96,650	4,433,336	100,572
	ITALY	170.00	527	24,173	562
	JAPAN	15.34	1,366	62,658	1,448
	NETHERLANDS	9.91	2,056	94,309	2,181
	PEOPLE'S REPUBLIC OF CHINA	241,234.10	874,872	40,130,378	903,967
	REPUBLIC OF KOREA	3,024.43	117,275	5,379,404	122,059
	SINGAPORE	2,599.87	204,874	9,397,570	206,975
	TAIWAN (REP. OF CHINA)	14,052.17	69,396	3,183,194	72,113

TABLE 8 - Continued

PSCC CODE	COMMODITY AND COUNTRY OF ORIGIN	GROSS WEIGHT (GK)	FOB VALUE		CIF
			DOLLARS	PESOS	DOLLARS
	UNITED STATES OF AMERICA	784.64	2,693	123,528	3,041
845380	Machinery for preparing, tanning or working of hides, skins or leather other than footwear	153,912.45	812,791	37,282,724	845,312
	HONG KONG, CHINA	6,155.99	46,255	2,121,717	49,071
	ITALY	227.06	7,088	325,127	8,107
	JAPAN	18,553.25	412,577	18,924,907	413,025
	PEOPLE'S REPUBLIC OF CHINA	119,996.35	203,083	9,315,418	217,475
	REPUBLIC OF KOREA	21.71	430	19,724	443
	TAIWAN (REP. OF CHINA)	8,958.09	143,358	6,575,831	157,191
845390	Parts of machinery for preparing, tanning or working hides, skins or leather or for making or repairing footwear or other articles of hides, skins or leather, other than sewing machines	155,426.59	573,060	26,286,263	619,169
	AUSTRALIA	0.25	111	5,092	116
	GERMANY	1,559.70	18,062	828,504	19,295
	HONG KONG, CHINA	2,653.02	64,960	2,979,716	67,282
	ITALY	382.57	573	26,283	616
	JAPAN	2,701.33	112,848	5,176,338	117,944
	MACAU	11.70	57	2,615	60
	MALAYSIA	0.89	195	8,945	200
	PEOPLE'S REPUBLIC OF CHINA	131,728.56	344,603	15,806,939	380,038
	REPUBLIC OF KOREA	2,944.03	1,462	67,062	1,574
	SWITZERLAND	1,799.14	552	25,320	654
	TAIWAN (REP. OF CHINA)	8,925.38	22,315	1,023,589	23,709
	THAILAND	87.84	3,545	162,609	3,647
	UNITED STATES OF AMERICA	2.29	1,081	49,585	1,239
	VIETNAM	2,629.89	2,696	123,666	2,795
8454	Converters, ladles, ingot moulds and casting machines, of a kind used in metallurgy or in metal foundries.	1,107,318.24	7,549,068	346,275,749	7,985,605
845410	Converters, used in metallurgy or in metal foundries	8,944.69	212,503	9,747,513	222,893
	FRANCE	24.95	46,085	2,113,919	47,403
	GERMANY	1.49	2,454	112,565	2,533
	HONG KONG, CHINA	460.76	7,770	356,410	8,089
	JAPAN	44.56	16,934	776,763	18,083
	MALAYSIA	1,007.77	21,261	975,242	21,846
	NETHERLANDS	8.35	1,407	64,539	1,505
	NORWAY	0.87	948	43,485	1,024
	PEOPLE'S REPUBLIC OF CHINA	5,388.10	2,436	111,739	2,697
	POLAND	1.67	1,453	66,649	1,552
	REPUBLIC OF KOREA	336.66	10,953	502,414	12,481
	SINGAPORE	57.11	52,737	2,419,046	54,399
	TAIWAN (REP. OF CHINA)	437.41	4,802	220,268	5,282
	THAILAND	1,061.47	40,425	1,854,295	42,874
	UNITED STATES OF AMERICA	113.52	2,838	130,179	3,125
845420	Ingot moulds and ladles, used in metallurgy or in metal foundries	54,906.18	252,221	11,569,376	264,560
	GERMANY	84.70	2,977	136,555	3,098
	HONG KONG, CHINA	298.46	2,506	114,950	2,647
	ITALY	1.52	38	1,743	40
	JAPAN	5,378.90	94,865	4,351,457	101,347
	MALAYSIA	38,128.53	129,079	5,920,854	133,623
	PEOPLE'S REPUBLIC OF CHINA	10,664.25	16,591	761,029	17,318
	REPUBLIC OF KOREA	127.54	1,778	81,557	1,864
	SINGAPORE	211.60	1,943	89,125	2,022
	TAIWAN (REP. OF CHINA)	9.85	585	26,834	696
	THAILAND	0.83	1,859	85,272	1,905
845430	Casting machines, used in metallurgy or in metal foundries	583,954.19	2,303,875	105,678,748	2,514,021
	AUSTRALIA	7,089.99	5,143	235,909	5,552
	CANADA	7,572.85	6,678	306,320	7,648
	FINLAND	1,143.54	43,891	2,013,280	59,533
	FRANCE	148.83	1,905	87,382	1,958
	ITALY	272.92	15,872	728,049	18,173
	JAPAN	54,971.02	603,718	27,692,545	715,178
	NETHERLANDS	761.25	870	39,907	1,070

TABLE 8 - Continued

PSCC CODE	COMMODITY AND COUNTRY OF ORIGIN	GROSS WEIGHT (GK)	FOB VALUE		CIF DOLLARS
			DOLLARS	PESOS	
	PEOPLE'S REPUBLIC OF CHINA	442,860.58	396,296	18,178,098	423,446
	TAIWAN (REP. OF CHINA)	17,631.69	251,033	11,514,884	264,240
	THAILAND	51,434.54	969,296	44,461,608	1,007,678
	UNITED STATES OF AMERICA	66.98	9,173	420,766	9,545
845490	Parts of machines of heading 84.54	459,513.18	4,780,469	219,280,112	4,984,131
	AUSTRALIA	10.32	896	41,100	913
	AUSTRIA	903.37	19,281	884,419	19,796
	CZECH REPUBLIC (CZECHOSLOVAKIA)	7.65	378	17,339	433
	DENMARK	25.89	7,161	328,475	7,529
	GERMANY	212.96	9,923	455,168	11,205
	HONG KONG, CHINA	5,101.65	58,430	2,680,184	61,371
	INDONESIA	24,883.44	146,245	6,708,258	150,510
	ITALY	348.30	21,968	1,007,672	24,202
	JAPAN	64,755.52	2,117,919	97,148,945	2,204,836
	MALAYSIA	27,622.22	215,244	9,873,242	224,697
	PEOPLE'S REPUBLIC OF CHINA	165,301.77	371,073	17,021,119	397,493
	REPUBLIC OF KOREA	23,992.88	520,858	23,891,756	541,865
	SINGAPORE	1,467.44	331,576	15,209,391	342,973
	SWITZERLAND	1.67	584	26,788	668
	TAIWAN (REP. OF CHINA)	118,588.23	289,706	13,288,814	295,055
	THAILAND	25,800.34	609,274	27,947,398	632,554
	UK OF GREAT BRITAIN AND N. IRELAND	38.91	6,856	314,485	7,166
	UNITED STATES OF AMERICA	450.62	53,097	2,435,559	60,865
8455	Metal-rolling mills and rolls therefor.	2,749,566.58	10,985,942	503,925,160	11,372,004
845510	Tube mills	92,785.03	90,699	4,160,363	96,314
	PEOPLE'S REPUBLIC OF CHINA	92,749.56	87,509	4,014,038	93,034
	SWITZERLAND	35.47	3,190	146,325	3,280
845521	Hot or combination hot and cold rolling mills	564,968.76	2,778,055	127,429,382	2,881,050
	ITALY	1,215.98	103,832	4,762,774	103,921
	JAPAN	11,081.70	367,259	16,846,170	367,355
	PEOPLE'S REPUBLIC OF CHINA	510,658.12	1,764,095	80,919,038	1,858,539
	TAIWAN (REP. OF CHINA)	39,801.27	531,651	24,386,831	537,820
	UNITED ARAB EMIRATES, N.E.S.	2,049.77	9,497	435,627	10,571
	UNITED STATES OF AMERICA	161.92	1,721	78,942	2,844
845522	Cold rolling mills	337,171.68	1,077,848	49,440,888	1,132,820
	HONG KONG, CHINA	7,982.05	45,715	2,096,947	47,004
	JAPAN	16.71	277	12,706	296
	PEOPLE'S REPUBLIC OF CHINA	323,065.84	975,273	44,735,773	1,024,400
	TAIWAN (REP. OF CHINA)	4,664.04	46,807	2,147,037	50,010
	TURKEY	1,435.80	7,923	363,428	9,175
	UNITED STATES OF AMERICA	7.24	1,853	84,997	1,935
845530	Rolls for rolling mills	942,059.49	3,387,115	155,366,967	3,491,462
	GERMANY	238.38	2,088	95,777	3,122
	INDIA	30,210.01	88,920	4,078,760	96,405
	ITALY	60,168.85	957,911	43,939,378	976,588
	JAPAN	42,943.81	310,550	14,244,929	318,405
	PAKISTAN, ISLAMIC REP. OF	101,757.36	165,568	7,594,604	180,178
	PEOPLE'S REPUBLIC OF CHINA	554,211.47	1,181,419	54,191,690	1,221,746
	SWITZERLAND	534.24	9,325	427,738	9,615
	TAIWAN (REP. OF CHINA)	123,060.42	545,032	25,000,618	554,526
	THAILAND	16,952.07	82,476	3,783,174	85,846
	VIETNAM	11,982.88	43,826	2,010,299	45,031
845590	Parts, n.e.s. for metal-rolling mills	812,581.62	3,652,225	167,527,560	3,770,358
	AUSTRALIA	4,728.67	29,743	1,364,311	30,549
	GERMANY	40,734.69	92,790	4,256,277	93,159
	HONG KONG, CHINA	2,083.98	56,361	2,585,279	60,334
	ITALY	61,394.22	883,482	40,525,319	890,014
	JAPAN	17,226.82	421,184	19,319,710	454,008
	MALAYSIA	345.31	6,892	316,136	7,097
	PAKISTAN, ISLAMIC REP. OF	24,505.62	52,801	2,421,982	56,973
	PEOPLE'S REPUBLIC OF CHINA	316,336.44	901,186	41,337,402	936,143

TABLE 8 - Continued

PSCC CODE	COMMODITY AND COUNTRY OF ORIGIN	GROSS WEIGHT (GK)	FOB VALUE		CIF
			DOLLARS	PESOS	DOLLARS
	REPUBLIC OF KOREA	2,018.69	72,872	3,342,639	75,104
	SINGAPORE	1,485.71	184,842	8,478,703	193,770
	SPAIN	79.96	1,047	48,026	1,119
	SWEDEN	6.96	916	42,017	997
	SWITZERLAND	2,610.47	3,434	157,518	7,655
	TAIWAN (REP. OF CHINA)	332,539.74	816,043	37,431,892	831,118
	THAILAND	6,304.07	115,735	5,308,764	118,624
	UNITED STATES OF AMERICA	162.51	12,823	588,191	13,616
	VIETNAM	17.76	74	3,394	78
8456	Machine-tools for working any material by removal of material, by laser or other light or photon beam, ultrasonic, electro-discharge, electro-chemical, electron beam, ionic beam or plasma arc processes.	418,076.31	84,744,158	3,887,214,528	87,100,598
845610	Machine-tools for working any material by removal of material, operated by laser or other light or photon beam processes	205,896.78	81,031,424	3,716,911,420	83,159,069
	AUSTRALIA	3.01	3,341	153,252	3,478
	AUSTRIA	563.70	78,046	3,579,970	80,248
	GERMANY	8,650.05	73,565,746	3,374,460,769	75,376,973
	HONG KONG, CHINA	40,535.67	235,098	10,783,945	252,115
	INDIA	22,613.47	107,967	4,952,446	113,220
	INDONESIA	494.98	22,963	1,053,313	23,595
	ITALY	736.60	27,933	1,281,287	29,895
	JAPAN	32,699.64	1,872,915	85,910,611	1,991,890
	MALAYSIA	2,205.20	56,010	2,569,179	58,174
	NETHERLANDS	2,942.88	646,593	29,659,221	673,772
	PEOPLE'S REPUBLIC OF CHINA	64,348.95	718,368	32,951,540	749,915
	REPUBLIC OF KOREA	14,075.44	1,902,183	87,253,134	1,946,254
	SINGAPORE	641.70	274,840	12,606,911	290,837
	SWITZERLAND	333.21	594,000	27,246,780	598,627
	TAIWAN (REP. OF CHINA)	12,332.66	742,386	34,053,246	773,429
	THAILAND	4.35	410	18,807	427
	UNITED STATES OF AMERICA	2,712.82	181,698	8,334,488	195,259
	VIETNAM	2.45	927	42,521	961
845620	Machine-tools for working any material by removal of material, operated by ultrasonic processes	24,678.55	299,280	13,727,973	317,581
	ISRAEL	7.98	573	26,284	589
	JAPAN	33.13	107,688	4,939,649	120,644
	MALAYSIA	0.83	2,424	111,189	2,590
	PEOPLE'S REPUBLIC OF CHINA	1,776.12	13,815	633,694	14,163
	REPUBLIC OF KOREA	760.87	73,775	3,384,059	77,067
	SINGAPORE	108.86	5,143	235,909	5,546
	SWITZERLAND	91.09	301	13,807	312
	TAIWAN (REP. OF CHINA)	19,032.35	34,757	1,594,303	35,332
	UK OF GREAT BRITAIN AND N. IRELAND	2,033.42	49,828	2,285,610	49,932
	UNITED STATES OF AMERICA	833.90	10,976	503,469	11,406
845630	Machine-tools for working any material by removal of material, operated by electro-discharge processes	75,814.50	1,165,053	53,440,980	1,200,037
	GERMANY	106.31	16,159	741,213	16,603
	HONG KONG, CHINA	3,223.61	16,401	752,314	17,538
	JAPAN	16,203.96	247,298	11,343,559	252,507
	PEOPLE'S REPUBLIC OF CHINA	14,734.75	233,377	10,705,003	244,290
	REPUBLIC OF KOREA	3.48	352	16,146	360
	SINGAPORE	27,724.81	401,899	18,435,107	409,417
	TAIWAN (REP. OF CHINA)	10,925.97	168,152	7,713,132	175,721
	VIETNAM	2,891.61	81,415	3,734,506	83,601
845691	Machine-tools for working any material by removal of material, for dry-etching patterns on semiconductor materials	6,626.12	40,294	1,848,286	42,136
	HONG KONG, CHINA	6,626.12	40,294	1,848,286	42,136
845699	Other machine-tools for working any material by removal of material, by laser or other light or photon beam	105,060.36	2,208,107	101,285,869	2,381,775
	AUSTRALIA	255.71	21,922	1,005,562	22,795
	FRANCE	62.08	83,710	3,839,778	86,071
	GERMANY	1,141.98	13,586	623,190	20,049

TABLE 8 - Continued

PSCC CODE	COMMODITY AND COUNTRY OF ORIGIN	GROSS WEIGHT (GK)	FOB VALUE		CIF
			DOLLARS	PESOS	DOLLARS
	HONG KONG, CHINA	3,047.39	28,704	1,316,653	30,106
	INDIA	3,872.60	9,161	420,215	9,787
	INDONESIA	403.28	13,888	637,043	14,281
	ITALY	124.93	48,040	2,203,595	51,327
	JAPAN	19,684.10	426,693	19,572,408	456,034
	MALAYSIA	7,113.89	211,107	9,683,478	217,386
	PEOPLE'S REPUBLIC OF CHINA	28,712.97	377,373	17,310,100	398,601
	REPUBLIC OF KOREA	7,356.65	24,377	1,118,173	25,951
	SINGAPORE	9,791.10	120,627	5,533,160	122,601
	TAIWAN (REP. OF CHINA)	9,223.10	75,018	3,441,076	87,982
	UK OF GREAT BRITAIN AND N. IRELAND	0.84	127	5,825	144
	UNITED STATES OF AMERICA	14,269.74	753,774	34,575,613	838,660
8457	Machining centres, unit construction machines (singlestation) and multi-station transfer machines, for working metal.	707,043.27	9,164,711	420,385,294	9,766,496
845710	Machining centers, for working metal	649,137.65	8,995,936	412,643,584	9,583,835
	GERMANY	0.20	53	2,431	55
	HONG KONG, CHINA	23,843.71	488,621	22,413,045	520,744
	INDONESIA	2,619.47	48,052	2,204,145	49,372
	JAPAN	303,929.06	5,411,534	248,227,065	5,753,497
	MALAYSIA	4,677.64	54,537	2,501,612	56,037
	PEOPLE'S REPUBLIC OF CHINA	24,735.87	305,013	13,990,946	335,271
	REPUBLIC OF KOREA	29,600.78	271,950	12,474,347	279,474
	SINGAPORE	53,697.41	497,209	22,806,977	507,411
	SWITZERLAND	11,198.50	589,800	27,054,126	639,258
	TAIWAN (REP. OF CHINA)	194,833.35	1,310,858	60,129,056	1,423,117
	UNITED STATES OF AMERICA	1.66	18,309	839,834	19,599
845720	Unit construction machines (single station), for working metal	5,661.77	58,905	2,701,972	66,688
	HONG KONG, CHINA	1,354.34	490	22,476	504
	JAPAN	2,428.94	7,281	333,979	8,305
	PEOPLE'S REPUBLIC OF CHINA	24.48	488	22,385	519
	UNITED STATES OF AMERICA	1,854.01	50,646	2,323,132	57,360
845730	Multi-station transfer machines, for working metal	52,243.85	109,870	5,039,738	115,973
	MALAYSIA	6,550.42	9,803	449,664	11,628
	PEOPLE'S REPUBLIC OF CHINA	44,867.21	95,072	4,360,953	95,405
	SINGAPORE	726.57	2,056	94,309	5,739
	TAIWAN (REP. OF CHINA)	7.27	1,569	71,970	1,737
	UNITED STATES OF AMERICA	92.38	1,370	62,842	1,464
8458	Lathes (including turning centres) for removing metal.	1,493,631.81	7,529,320	345,369,909	7,897,752
845811	Horizontal lathes, for removing metal, numerically controlled	197,447.54	1,512,575	69,381,816	1,563,461
	JAPAN	37,243.32	483,231	22,165,806	501,032
	PEOPLE'S REPUBLIC OF CHINA	124,093.10	694,103	31,838,505	721,645
	REPUBLIC OF KOREA	5,229.28	85,818	3,936,472	86,195
	SINGAPORE	8,425.42	115,320	5,289,728	118,572
	TAIWAN (REP. OF CHINA)	22,456.42	134,103	6,151,305	136,017
845819	Horizontal lathes, for removing metal, n.e.s.	366,344.46	2,494,741	114,433,771	2,569,224
	FINLAND	795.69	8,776	402,555	9,361
	GERMANY	9,535.86	39,086	1,792,875	42,422
	GREECE	7,314.14	28,509	1,307,708	29,318
	HONG KONG, CHINA	10,979.58	72,264	3,314,750	74,647
	INDONESIA	832.86	5,830	267,422	6,229
	JAPAN	144,015.79	1,653,342	75,838,798	1,690,520
	MALAYSIA	3.48	253	11,605	294
	PEOPLE'S REPUBLIC OF CHINA	142,002.45	375,525	17,225,332	394,895
	REPUBLIC OF KOREA	850.37	2,887	132,427	2,966
	SINGAPORE	14,607.83	150,978	6,925,361	156,144
	TAIWAN (REP. OF CHINA)	34,339.81	145,587	6,678,076	148,797
	UNITED STATES OF AMERICA	1,066.60	11,704	536,862	13,631
845891	Other lathes, for removing metal, numerically controlled	165,843.16	409,101	18,765,463	469,506
	JAPAN	110,261.06	63,157	2,897,012	103,990
	PEOPLE'S REPUBLIC OF CHINA	50,878.27	292,646	13,423,672	303,371

TABLE 8 - Continued

PSCC CODE	COMMODITY AND COUNTRY OF ORIGIN	GROSS WEIGHT (GK)	FOB VALUE		CIF
			DOLLARS	PESOS	DOLLARS
	SINGAPORE	3,181.56	44,716	2,051,123	52,905
	SPAIN	1,522.27	8,582	393,656	9,240
845899	Other lathes, for removing metal, n.e.s.	763,996.65	3,112,903	142,788,859	3,295,561
	BANGLADESH	1,557.40	2,995	137,381	3,235
	GERMANY	1,057.41	2,004	91,923	2,181
	HONG KONG, CHINA	1,044.86	26,589	1,219,637	27,589
	INDONESIA	3,799.61	60,542	2,777,061	60,608
	JAPAN	210,568.95	888,822	40,770,265	972,101
	MALAYSIA	861.19	2,411	110,593	2,774
	NETHERLANDS	0.87	321	14,724	321
	NEW ZEALAND	14,190.22	7,982	366,134	8,207
	PEOPLE'S REPUBLIC OF CHINA	344,684.83	640,900	29,398,083	669,353
	PUERTO RICO	1,184.25	10,506	481,910	10,735
	REPUBLIC OF KOREA	34,027.65	100,368	4,603,880	104,640
	SINGAPORE	7,420.47	171,600	7,871,292	189,716
	SWITZERLAND	147.84	17,702	811,991	17,743
	TAIWAN (REP. OF CHINA)	95,321.05	270,188	12,393,523	285,579
	THAILAND	41,264.27	899,360	41,253,643	925,505
	UNITED ARAB EMIRATES, N.E.S.	2,689.83	4,187	192,058	7,325
	UNITED STATES OF AMERICA	4,175.95	6,426	294,761	7,949
8459	Machine-tools (including way-type unit head machines) for drilling, boring, milling, threading or tapping by removing metal, other than lathes (including turning centres) of heading 84.58.	1,680,530.76	8,781,057	402,787,081	9,240,490
845910	Way-type unit head machines	185,168.13	278,607	12,779,704	300,596
	GREECE	4,040.10	5,287	242,515	5,437
	JAPAN	97,565.35	49,130	2,253,593	55,001
	PEOPLE'S REPUBLIC OF CHINA	33,917.76	48,032	2,203,228	50,813
	SINGAPORE	1,104.20	2,204	101,097	2,207
	TAIWAN (REP. OF CHINA)	45,275.70	64,220	2,945,771	69,832
	UK OF GREAT BRITAIN AND N. IRELAND	52.14	2,288	104,951	2,305
	UNITED STATES OF AMERICA	3,202.05	107,196	4,917,081	114,699
	VIETNAM	10.83	250	11,468	302
845921	Other drilling machines, numerically controlled	19,581.79	160,879	7,379,520	165,527
	JAPAN	47.56	925	42,430	988
	PEOPLE'S REPUBLIC OF CHINA	16,821.16	139,702	6,408,131	141,317
	TAIWAN (REP. OF CHINA)	2,713.07	20,252	928,959	23,222
845929	Other drilling machines, n.e.s.	523,271.12	3,250,757	149,112,222	3,458,036
	AUSTRALIA	21.37	5,686	260,817	5,694
	GERMANY	5,493.92	27,120	1,243,994	27,836
	HONG KONG, CHINA	5,858.54	12,632	579,430	13,130
	IRELAND	893.23	3,148	144,399	3,600
	ITALY	195.39	4,736	217,240	4,775
	JAPAN	109,574.42	588,690	27,003,210	629,524
	MALAYSIA	5,993.23	35,711	1,638,064	37,692
	NEW ZEALAND	7,344.06	123,314	5,656,413	126,899
	PEOPLE'S REPUBLIC OF CHINA	296,954.89	1,076,754	49,390,706	1,135,384
	POLAND	98.95	2,184	100,180	2,209
	REPUBLIC OF KOREA	19,044.74	16,495	756,626	16,884
	SINGAPORE	5,558.18	24,174	1,108,861	25,702
	SWEDEN	7,930.36	774,578	35,529,893	852,849
	TAIWAN (REP. OF CHINA)	49,462.61	511,866	23,479,293	527,970
	THAILAND	913.77	214	9,816	227
	UK OF GREAT BRITAIN AND N. IRELAND	1,077.82	24,142	1,107,393	26,224
	UNITED ARAB EMIRATES, N.E.S.	12.72	75	3,440	78
	UNITED STATES OF AMERICA	6,822.76	19,196	880,520	21,314
	VIETNAM	20.16	42	1,927	45
845931	Other boring-milling machines, numerically controlled	38,082.87	73,516	3,372,179	78,114
	GERMANY	29.24	3,109	142,610	3,343
	JAPAN	34,989.17	21,086	967,215	24,048
	PEOPLE'S REPUBLIC OF CHINA	513.05	1,027	47,108	1,101
	SINGAPORE	2,551.41	48,294	2,215,246	49,622
845939	Other boring-milling machines, n.e.s.	64,923.78	238,533	10,941,509	251,428

TABLE 8 - *Continued*

PSCC CODE	COMMODITY AND COUNTRY OF ORIGIN	GROSS WEIGHT (GK)	FOB VALUE		CIF
			DOLLARS	PESOS	DOLLARS
	GERMANY	682.48	5,321	244,075	5,644
	HONG KONG, CHINA	5,733.92	112,007	5,137,761	115,165
	INDONESIA	515.88	28,382	1,301,882	29,343
	ITALY	30,597.67	43,359	1,988,877	47,483
	JAPAN	17,113.56	32,034	1,469,400	35,446
	PEOPLE'S REPUBLIC OF CHINA	5,783.08	4,905	224,993	5,328
	TAIWAN (REP. OF CHINA)	1,304.59	3,470	159,169	3,697
	THAILAND	3,190.06	8,528	391,179	8,777
	UNITED STATES OF AMERICA	2.54	527	24,173	545
845940	Other boring machines	75,369.23	506,774	23,245,724	527,803
	BELGIUM	5,733.65	12,771	585,806	13,131
	HONG KONG, CHINA	1,119.31	4,916	225,497	4,932
	JAPAN	26,055.02	397,028	18,211,675	411,090
	PEOPLE'S REPUBLIC OF CHINA	17,572.32	36,612	1,679,393	38,924
	REPUBLIC OF KOREA	13,477.34	43,243	1,983,556	47,372
	SINGAPORE	107.80	705	32,338	745
	TAIWAN (REP. OF CHINA)	10.43	246	11,284	263
	UK OF GREAT BRITAIN AND N. IRELAND	11,293.36	11,253	516,175	11,346
845951	Knee-type milling machines, numerically controlled	62,570.33	97,591	4,476,499	101,095
	JAPAN	6,360.61	48,674	2,232,676	50,159
	PEOPLE'S REPUBLIC OF CHINA	30,325.39	18,178	833,825	18,601
	TAIWAN (REP. OF CHINA)	24,452.07	28,986	1,329,588	30,127
	UNITED STATES OF AMERICA	1,432.26	1,753	80,410	2,208
845959	Knee-type milling machines, n.e.s.	154,539.47	1,127,400	51,713,837	1,161,401
	AUSTRIA	6.68	2,232	102,382	2,355
	JAPAN	8,336.17	94,658	4,341,962	98,509
	PEOPLE'S REPUBLIC OF CHINA	49,474.78	79,999	3,669,554	84,006
	PUERTO RICO	1,182.83	239	10,963	244
	REPUBLIC OF KOREA	7,523.81	5,934	272,192	6,513
	SINGAPORE	11.09	7,415	340,126	7,624
	TAIWAN (REP. OF CHINA)	74,981.92	588,498	26,994,403	594,779
	UNITED STATES OF AMERICA	13,022.19	348,425	15,982,255	367,371
845961	Other milling machines, numerically controlled	34,594.00	154,008	7,064,346	185,093
	JAPAN	16,455.48	8,871	406,913	38,704
	NETHERLANDS	1,609.77	71,920	3,298,970	71,922
	PEOPLE'S REPUBLIC OF CHINA	5,944.65	24,051	1,103,219	25,146
	SINGAPORE	1,497.80	3,938	180,636	4,050
	TAIWAN (REP. OF CHINA)	9,086.30	45,228	2,074,608	45,271
845969	Other milling machines, n.e.s.	327,421.62	1,205,359	55,289,815	1,264,261
	AUSTRALIA	815.87	4,213	193,250	4,386
	AUSTRIA	341.10	17,599	807,266	18,319
	BELGIUM	4,956.72	32,043	1,469,812	36,216
	GERMANY	3,521.93	14,604	669,885	15,000
	JAPAN	65,109.79	105,605	4,844,101	112,235
	PEOPLE'S REPUBLIC OF CHINA	114,124.36	135,158	6,199,697	143,756
	REPUBLIC OF KOREA	19,114.24	162,679	7,462,086	171,900
	SOUTH AFRICA, REP. OF	9,558.59	36,543	1,676,227	42,332
	TAIWAN (REP. OF CHINA)	93,903.69	522,015	23,944,828	535,144
	THAILAND	25.04	11,567	530,578	12,199
	UNITED STATES OF AMERICA	15,950.29	163,333	7,492,085	172,774
845970	Other threading or tapping machines	195,008.42	1,687,633	77,411,726	1,747,136
	GERMANY	228.18	442	20,275	481
	HONG KONG, CHINA	54,695.49	69,994	3,210,624	72,052
	JAPAN	17,998.62	924,123	42,389,522	954,591
	MALAYSIA	12,845.90	74,217	3,404,334	74,608
	PEOPLE'S REPUBLIC OF CHINA	61,012.64	232,838	10,680,279	243,840
	REPUBLIC OF KOREA	16,704.17	63,265	2,901,966	67,972
	SINGAPORE	2,598.06	69,349	3,181,039	72,184
	SPAIN	3,173.99	19,617	899,832	19,625
	TAIWAN (REP. OF CHINA)	15,351.07	101,356	4,649,200	105,712
	THAILAND	8,088.62	75,798	3,476,854	76,881

TABLE 8 - *Continued*

PSCC CODE	COMMODITY AND COUNTRY OF ORIGIN	GROSS WEIGHT (GK)	FOB VALUE		CIF
			DOLLARS	PESOS	DOLLARS
	UNITED STATES OF AMERICA	2,311.68	56,634	2,597,801	59,190
8460	Machine-tools for deburring, sharpening, grinding, honing, lapping, polishing or otherwise finishing metal or cermets by means of grinding stones, abrasives or polishing products, other than gear cutting, gear grinding or gear finishing machines of heading 84.61.				
		1,012,638.96	7,051,972	323,473,963	7,635,050
846011	Flat-surface grinding machines, in which the positioning in any one axis can be set up to a accuracy of at least 0.01 mm, numerically controlled				
		11,918.20	131,254	6,020,621	140,718
	JAPAN	2,369.98	78,260	3,589,786	83,624
	MALAYSIA	4,077.85	11,419	523,790	13,141
	PEOPLE'S REPUBLIC OF CHINA	1,665.72	25,702	1,178,951	27,461
	TAIWAN (REP. OF CHINA)	3,760.50	5,014	229,992	5,025
	UNITED STATES OF AMERICA	44.15	10,859	498,102	11,467
846019	Other flat-surface grinding machines, in which the positioning in any one axis can be set up to a accuracy of at least 0.01 mm				
		192,641.35	1,101,627	50,531,632	1,177,481
	CANADA	1,503.66	2,705	124,078	2,991
	GERMANY	2,438.52	5,849	268,294	6,010
	HONG KONG, CHINA	5,676.84	38,286	1,756,179	39,223
	JAPAN	107,216.78	707,192	32,438,897	758,167
	MACAU	11.67	88	4,037	92
	MALAYSIA	14,783.58	20,178	925,565	22,322
	NETHERLANDS	5,092.12	94,003	4,311,918	98,755
	PEOPLE'S REPUBLIC OF CHINA	40,664.21	65,345	2,997,375	68,964
	REPUBLIC OF KOREA	1,165.66	21,899	1,004,507	23,047
	SINGAPORE	600.70	1,233	56,558	1,350
	TAIWAN (REP. OF CHINA)	6,646.95	40,915	1,876,771	44,622
	THAILAND	5,827.62	72,893	3,343,602	79,907
	UK OF GREAT BRITAIN AND N. IRELAND	25.07	5,108	234,304	5,118
	UNITED ARAB EMIRATES, N.E.S.	890.04	19,246	882,814	19,613
	UNITED STATES OF AMERICA	97.93	6,687	306,733	7,300
846021	Other grinding machines, in which the positioning in any one axis can be set up to an accuracy of at least 0.01 mm, numerically controlled				
		21,570.69	84,921	3,895,327	92,217
	JAPAN	0.01	96	4,404	99
	PEOPLE'S REPUBLIC OF CHINA	20,694.12	76,342	3,501,808	82,767
	TAIWAN (REP. OF CHINA)	194.62	1,100	50,457	1,237
	UK OF GREAT BRITAIN AND N. IRELAND	601.49	4,747	217,745	5,325
	UNITED STATES OF AMERICA	80.45	2,636	120,913	2,789
846029	Other grinding machines, in which the positioning in any one axis can be set up to an accuracy of at least 0.01 mm, n.e.s.				
		424,758.34	2,971,958	136,323,715	3,202,064
	AUSTRALIA	16,765.78	9,415	431,867	10,625
	DENMARK	323.28	62,316	2,858,435	63,485
	GERMANY	1,211.06	72,345	3,318,465	77,706
	HONG KONG, CHINA	4,981.79	27,767	1,273,672	31,734
	INDIA	106,535.24	331,739	15,216,868	397,296
	JAPAN	66,791.99	945,014	43,347,792	1,026,879
	NETHERLANDS	127.72	14,908	683,830	16,089
	NEW ZEALAND	631.48	696	31,926	826
	PEOPLE'S REPUBLIC OF CHINA	64,643.43	362,641	16,634,342	383,442
	PUERTO RICO	1,184.26	20,316	931,895	20,759
	REPUBLIC OF KOREA	2,533.43	25,797	1,183,308	27,255
	SWEDEN	377.65	37,765	1,732,281	40,451
	SWITZERLAND	1,247.99	97,001	4,449,436	105,135
	TAIWAN (REP. OF CHINA)	149,775.44	934,124	42,848,268	968,503
	UK OF GREAT BRITAIN AND N. IRELAND	5,202.45	16,554	759,332	17,851
	UNITED STATES OF AMERICA	2,419.12	13,241	607,365	13,663
	VIETNAM	6.23	319	14,633	365
846031	Sharpening (tool or cutter grinding) machines, numerically controlled				
		126,846.46	478,384	21,943,476	502,865
	AUSTRALIA	1.74	1,531	70,227	1,636
	HONG KONG, CHINA	39.15	6,580	301,825	7,030
	INDONESIA	626.58	1,007	46,191	1,058

TABLE 8 - Continued

PSCC CODE	COMMODITY AND COUNTRY OF ORIGIN	GROSS WEIGHT (GK)	FOB VALUE		CIF DOLLARS
			DOLLARS	PESOS	
	ITALY	367.72	561	25,733	582
	JAPAN	5,555.21	230,535	10,574,641	239,357
	MALAYSIA	20,231.13	32,001	1,467,886	33,700
	MEXICO	0.83	200	9,174	214
	PEOPLE'S REPUBLIC OF CHINA	45,234.85	63,098	2,894,306	66,393
	REPUBLIC OF KOREA	195.28	1,882	86,327	1,987
	SINGAPORE	87.50	24,292	1,114,274	25,789
	SWEDEN	0.83	108	4,954	115
	TAIWAN (REP. OF CHINA)	48,499.57	40,792	1,871,129	43,120
	THAILAND	64.12	1,499	68,759	1,602
	UK OF GREAT BRITAIN AND N. IRELAND	26.11	2,241	102,795	2,503
	UNITED STATES OF AMERICA	69.72	71,242	3,267,871	76,938
	VIETNAM	5,846.12	815	37,384	841
846039	Other sharpening (tool or cutter grinding) machines	58,864.83	96,425	4,423,014	106,816
	CANADA	1.47	758	34,769	902
	GERMANY	899.19	4,670	214,213	8,939
	ITALY	1,683.38	22,350	1,025,195	22,385
	JAPAN	799.06	10,186	467,232	10,611
	PEOPLE'S REPUBLIC OF CHINA	49,035.55	21,041	965,150	22,686
	REPUBLIC OF KOREA	2,353.21	6,248	286,596	6,526
	SINGAPORE	824.55	1,228	56,328	3,354
	SWEDEN	16.66	969	44,448	1,035
	TAIWAN (REP. OF CHINA)	2,816.48	25,727	1,180,097	26,786
	UNITED STATES OF AMERICA	435.28	3,248	148,986	3,592
846040	Honing or lapping machines	25,385.08	609,414	27,953,822	664,677
	JAPAN	14,566.32	502,325	23,041,648	549,708
	PEOPLE'S REPUBLIC OF CHINA	3,283.86	17,605	807,542	19,597
	REPUBLIC OF KOREA	2.56	23	1,055	27
	SINGAPORE	182.38	292	13,394	624
	SWEDEN	148.52	15,413	706,994	16,510
	SWITZERLAND	179.17	10,200	467,874	10,488
	TAIWAN (REP. OF CHINA)	2,439.57	26,956	1,236,472	27,781
	THAILAND	2,352.48	3,972	182,196	4,237
	UK OF GREAT BRITAIN AND N. IRELAND	409.59	29,509	1,353,578	31,992
	UNITED STATES OF AMERICA	1,820.63	3,119	143,069	3,713
846090	Machine-tools for deburring, sharpening, grinding, honing, lapping, polishing or otherwise finishing metal or cermets by means of grinding stones, abrasives or polishing products, n.e.s.	150,654.01	1,577,989	72,382,356	1,748,212
	AUSTRALIA	17,396.73	11,840	543,101	13,478
	BELGIUM	8,141.56	11,086	508,515	11,398
	GERMANY	4,428.27	64,908	2,977,330	67,409
	HONG KONG, CHINA	971.30	3,147	144,353	3,276
	INDIA	1,903.22	10,292	472,094	10,745
	ITALY	173.77	212	9,724	219
	JAPAN	36,844.93	813,595	37,319,603	926,586
	NETHERLANDS	6,538.95	7,702	353,291	8,405
	NEW ZEALAND	587.57	661	30,320	791
	PEOPLE'S REPUBLIC OF CHINA	42,531.57	337,253	15,469,795	360,193
	PUERTO RICO	1,184.27	41,908	1,922,320	42,821
	REPUBLIC OF KOREA	8,018.72	39,305	1,802,920	40,948
	SINGAPORE	489.58	2,041	93,621	2,207
	TAIWAN (REP. OF CHINA)	10,492.67	56,980	2,613,673	60,101
	THAILAND	6,889.12	74,800	3,431,076	87,405
	UNITED STATES OF AMERICA	4,061.78	102,259	4,690,620	112,230
8461	Machine-tools for planing, shaping, slotting, broaching, gear cutting, gear grinding or gear finishing, sawing, cutting-off and other machine-tools working by removing metal or cermets, not elsewhere specified or included.	1,500,939.63	8,978,370	411,837,837	9,723,602
846120	Shaping or slotting machines	129,999.93	1,152,016	52,842,973	1,271,096
	GERMANY	1,783.68	3,866	177,333	4,078
	HONG KONG, CHINA	217.24	3,429	157,288	3,638
	JAPAN	59,638.80	660,649	30,303,970	751,478
	PEOPLE'S REPUBLIC OF CHINA	51,489.63	434,035	19,909,185	460,335
	SINGAPORE	24.54	31,515	1,445,593	32,352

TABLE 8 - Continued

PSCC CODE	COMMODITY AND COUNTRY OF ORIGIN	GROSS WEIGHT (GK)	FOB VALUE		CIF DOLLARS
			DOLLARS	PESOS	
	TAIWAN (REP. OF CHINA)	16,845.80	18,339	841,210	18,994
	UNITED STATES OF AMERICA	0.24	183	8,394	221
846130	Broaching machines	11,321.84	19,486	893,823	20,248
	JAPAN	4,015.25	10,872	498,699	11,505
	PEOPLE'S REPUBLIC OF CHINA	4,500.55	714	32,751	765
	TAIWAN (REP. OF CHINA)	2,805.67	7,309	335,264	7,318
	UNITED STATES OF AMERICA	0.37	591	27,109	660
846140	Gear cutting, gear grinding or gear finishing machines	155,108.72	1,126,991	51,695,078	1,188,009
	AUSTRALIA	4.17	215	9,862	460
	GERMANY	7,486.61	19,016	872,264	21,473
	JAPAN	36,660.60	734,818	33,706,102	784,852
	NETHERLANDS	16.54	545	24,999	625
	PEOPLE'S REPUBLIC OF CHINA	61,012.18	74,345	3,410,205	79,463
	REPUBLIC OF KOREA	17,365.20	43,102	1,977,089	44,231
	SINGAPORE	261.36	30,534	1,400,595	31,561
	TAIWAN (REP. OF CHINA)	26,342.65	222,107	10,188,048	222,828
	UNITED STATES OF AMERICA	119.71	2,133	97,841	2,335
	VIETNAM	5,839.70	176	8,073	181
846150	Sawing or cutting-off machines	979,721.85	4,981,160	228,485,813	5,448,484
	AUSTRALIA	7,567.11	15,009	688,463	17,167
	DEMOCRATIC PEOPLE'S REP. OF KOREA	1,744.84	15,233	698,738	16,275
	GERMANY	163.18	16,116	739,241	16,831
	HONG KONG, CHINA	2,753.46	52,284	2,398,267	52,983
	HUNGARY	35.81	1,314	60,273	1,404
	INDONESIA	124.10	15,494	710,710	16,554
	ITALY	5,618.30	148,655	6,818,805	158,162
	JAPAN	87,386.29	707,091	32,434,265	768,537
	KENYA	7,095.02	43,457	1,993,373	44,683
	MALAYSIA	572.05	1,144	52,475	1,176
	NETHERLANDS	209.48	294	13,486	305
	NEW ZEALAND	0.90	43	1,972	51
	PEOPLE'S REPUBLIC OF CHINA	440,885.64	1,691,621	77,594,656	1,761,087
	REPUBLIC OF KOREA	329,019.62	1,924,894	88,294,888	2,213,462
	SINGAPORE	20,647.76	68,080	3,122,830	82,525
	SPAIN	2,211.30	11,833	542,780	12,229
	TAIWAN (REP. OF CHINA)	66,150.87	215,961	9,906,131	225,917
	THAILAND	5,443.34	19,334	886,851	20,871
	UNITED STATES OF AMERICA	2,092.78	33,303	1,527,609	38,265
846190	Machine-tools working by removal metal sintered metal	224,787.29	1,698,717	77,920,150	1,795,765
	BELGIUM	44.95	457	20,963	488
	DENMARK	87.85	8,943	410,215	8,968
	GERMANY	2,139.22	5,155	236,460	5,306
	HONG KONG, CHINA	395.00	237	10,871	280
	IRELAND	8.70	7,610	349,071	7,620
	ITALY	4,653.09	15,309	702,224	15,730
	JAPAN	33,087.39	689,429	31,624,108	715,285
	MALAYSIA	14.43	78	3,578	81
	PEOPLE'S REPUBLIC OF CHINA	64,392.42	135,911	6,234,237	141,608
	REPUBLIC OF KOREA	79,528.14	464,616	21,311,937	488,792
	SINGAPORE	348.40	1,187	54,448	1,278
	SWITZERLAND	1,852.00	1,863	85,456	1,997
	TAIWAN (REP. OF CHINA)	31,333.19	181,213	8,312,240	191,793
	THAILAND	870.65	1,583	72,612	1,605
	UK OF GREAT BRITAIN AND N. IRELAND	259.20	7,024	322,191	7,557
	UNITED STATES OF AMERICA	2,417.99	158,308	7,261,588	186,846
	VIETNAM	3,354.67	19,794	907,951	20,531
8462	Machine-tools (including presses) for working metal by forging, hammering or die-stamping; machine-tools (including presses) for working metal by bending, folding, straightening, flattening, shearing, punching or notching; presses for working metal or metal carbides, not specified above.	6,236,083.66	33,990,556	1,559,146,801	36,027,307
846210	Forging or die-stamping machines (including presses) and hammers	920,810.05	5,810,054	266,507,174	6,023,690

TABLE 8 - Continued

PSCC CODE	COMMODITY AND COUNTRY OF ORIGIN	GROSS WEIGHT (GK)	FOB VALUE		CIF DOLLARS
			DOLLARS	PESOS	
	AUSTRALIA	1,331.96	2,077	95,272	2,169
	BELGIUM	9,289.86	27,359	1,254,957	27,659
	GERMANY	91,881.67	500,086	22,938,945	520,231
	HONG KONG, CHINA	30,915.21	142,935	6,556,428	147,865
	INDIA	1,299.54	16,458	754,928	16,471
	ITALY	219.21	9,634	441,911	9,658
	JAPAN	68,390.79	1,279,051	58,670,069	1,304,212
	MALAYSIA	133,312.05	821,252	37,670,829	856,266
	NEW ZEALAND	1,966.73	156,067	7,158,793	160,637
	PEOPLE'S REPUBLIC OF CHINA	314,998.57	1,567,687	71,909,803	1,633,205
	POLAND	170.50	22,443	1,029,460	23,873
	REPUBLIC OF KOREA	21,933.98	177,215	8,128,852	193,856
	SINGAPORE	34,704.03	485,522	22,270,894	497,391
	SWITZERLAND	601.49	16,852	773,001	16,934
	TAIWAN (REP. OF CHINA)	203,822.12	542,776	24,897,135	569,429
	UK OF GREAT BRITAIN AND N. IRELAND	608.36	12,993	595,989	13,010
	UNITED STATES OF AMERICA	2,971.34	8,348	382,923	8,874
	VIETNAM	2,392.64	21,299	976,985	21,950
846221	Bending, folding, straightening or flattening machines (including presses), numerically controlled	271,203.83	1,969,881	90,358,442	2,028,835
	GERMANY	92,162.11	174,836	8,019,728	180,297
	HONG KONG, CHINA	503.31	6,439	295,357	6,820
	JAPAN	15,889.32	100,036	4,588,651	103,739
	NEW ZEALAND	2,690.90	15,091	692,224	16,124
	PEOPLE'S REPUBLIC OF CHINA	132,577.47	641,772	29,438,081	668,555
	REPUBLIC OF KOREA	9,535.17	99,668	4,571,771	100,612
	SINGAPORE	1,022.23	18,743	859,741	20,037
	SPAIN	1,982.68	19,065	874,512	19,130
	TAIWAN (REP. OF CHINA)	14,527.26	891,159	40,877,464	910,437
	UK OF GREAT BRITAIN AND N. IRELAND	313.38	3,072	140,913	3,084
846229	Bending, folding, straightening or flattening machines (including presses), non-numerically controlled	1,641,424.63	6,348,793	291,219,133	6,728,874
	AUSTRALIA	1,048.22	3,920	179,810	4,409
	AUSTRIA	4,004.18	20,663	947,812	21,246
	FINLAND	3,556.13	40,044	1,836,818	42,084
	FRANCE	7,485.71	41,843	1,919,338	42,096
	GERMANY	13,208.43	48,121	2,207,310	51,831
	HONG KONG, CHINA	28,969.89	91,591	4,201,279	94,366
	HUNGARY	37.49	1,378	63,209	1,473
	INDIA	455.10	2,480	113,758	3,434
	INDONESIA	758.65	1,843	84,538	1,937
	IRELAND	11.66	1,679	77,016	1,794
	ITALY	28,598.33	507,394	23,274,163	521,268
	JAPAN	148,309.96	841,440	38,596,852	931,739
	MALAYSIA	63.52	1,401	64,264	1,605
	NETHERLANDS	13,217.69	192,823	8,844,791	202,929
	NEW ZEALAND	5,074.65	132,648	6,084,564	138,080
	PEOPLE'S REPUBLIC OF CHINA	865,082.97	2,146,224	98,447,295	2,245,587
	REPUBLIC OF KOREA	160,863.03	1,117,795	51,273,257	1,194,434
	SINGAPORE	2,171.12	16,379	751,305	16,693
	SPAIN	872.58	9,572	439,068	9,829
	SRI LANKA (CEYLON)	6,322.16	16,197	742,956	19,092
	TAIWAN (REP. OF CHINA)	313,833.36	933,081	42,800,425	994,422
	THAILAND	601.56	18,769	860,934	19,287
	TURKEY	5,563.46	9,452	433,563	9,721
	UK OF GREAT BRITAIN AND N. IRELAND	310.23	7,846	359,896	7,866
	UNITED STATES OF AMERICA	7,483.31	59,712	2,738,989	61,931
	VIETNAM	23,521.24	84,498	3,875,923	89,721
846231	Shearing machines (including presses), other than combined punching and shearing machines, numerically controlled	110,028.70	215,757	9,896,774	229,702
	PEOPLE'S REPUBLIC OF CHINA	83,871.51	164,834	7,560,936	176,066
	TAIWAN (REP. OF CHINA)	11,785.15	37,979	1,742,097	40,578
	TURKEY	9,576.02	8,104	371,730	8,121
	UNITED STATES OF AMERICA	4,796.02	4,840	222,011	4,937
846239	Shearing machines (including presses), other than combined punching and shearing machines, non-numerically controlled	511,497.32	1,642,724	75,351,750	1,746,626

TABLE 8 - *Continued*

PSCC CODE	COMMODITY AND COUNTRY OF ORIGIN	GROSS WEIGHT (GK)	FOB VALUE		CIF DOLLARS
			DOLLARS	PESOS	
	AUSTRALIA	2,498.70	8,329	382,051	8,899
	FINLAND	28,533.44	324,247	14,873,210	336,758
	GERMANY	2,435.52	5,535	253,891	5,691
	HONG KONG, CHINA	4,502.43	2,089	95,822	2,092
	JAPAN	87,434.96	297,587	13,650,315	325,745
	MALAYSIA	16,703.17	154,972	7,108,566	161,678
	PEOPLE'S REPUBLIC OF CHINA	290,265.55	552,393	25,338,267	584,667
	REPUBLIC OF KOREA	31,883.56	79,820	3,661,343	83,054
	SINGAPORE	77.36	5,219	239,396	5,618
	SPAIN	6,846.33	19,225	881,851	19,740
	TAIWAN (REP. OF CHINA)	18,576.61	57,645	2,644,176	61,410
	THAILAND	6,087.26	41,629	1,909,522	47,517
	TURKEY	15,584.88	32,187	1,476,418	34,444
	UNITED STATES OF AMERICA	67.55	61,847	2,836,922	69,313
846241	Punching or notching machines (including presses), including combined punching and shearing machines, numerically controlled	178,906.97	1,728,776	79,298,955	1,793,049
	HONG KONG, CHINA	791.40	3,957	181,508	4,622
	ITALY	43.86	401	18,394	478
	JAPAN	89,270.86	1,084,212	49,732,804	1,097,400
	PEOPLE'S REPUBLIC OF CHINA	27,303.80	185,084	8,489,803	197,151
	REPUBLIC OF KOREA	1,898.58	1,209	55,457	1,440
	TAIWAN (REP. OF CHINA)	26,072.46	279,883	12,838,233	286,078
	UNITED STATES OF AMERICA	33,526.01	174,030	7,982,756	205,880
846249	Punching or notching machines (including presses), including combined punching and shearing machines, non-numerically controlled	312,525.15	3,129,525	143,551,313	3,357,367
	AUSTRALIA	807.43	298	13,669	318
	BELGIUM	823.52	82,352	3,777,486	84,482
	CZECH REPUBLIC (CZECHOSLOVAKIA)	12.52	5,133	235,451	5,361
	FRANCE	446.00	10,634	487,782	11,069
	GEORGIA	1,670.42	8,457	387,923	8,803
	GERMANY	10,101.99	79,167	3,631,390	80,972
	HONG KONG, CHINA	10,609.82	46,701	2,142,175	48,195
	INDIA	981.64	1,053	48,301	1,053
	INDONESIA	192.29	205	9,403	220
	ITALY	2.61	1,925	88,300	2,019
	JAPAN	113,998.31	1,088,815	49,943,944	1,206,196
	MALAYSIA	20,785.26	35,072	1,608,753	36,783
	PEOPLE'S REPUBLIC OF CHINA	78,986.04	166,703	7,646,667	178,541
	REPUBLIC OF KOREA	4,169.57	168,385	7,723,820	173,900
	SINGAPORE	19,466.45	1,300,620	59,659,439	1,379,900
	SWITZERLAND	1,800.04	1,497	68,667	1,499
	TAIWAN (REP. OF CHINA)	38,026.91	46,398	2,128,277	47,520
	UK OF GREAT BRITAIN AND N. IRELAND	16.64	3,216	147,518	3,468
	UNITED STATES OF AMERICA	9,606.43	80,768	3,704,828	84,882
	VIETNAM	21.26	2,126	97,520	2,186
846291	Hydraulic presses for working metal or metal carbides	650,890.85	2,210,355	101,388,982	2,313,674
	AUSTRALIA	3,425.72	3,584	164,398	4,296
	DENMARK	951.86	3,939	180,682	4,208
	FRANCE	12,306.07	59,070	2,709,541	61,212
	GERMANY	339.36	11,634	533,652	12,966
	HONG KONG, CHINA	6,196.93	10,348	474,663	10,371
	INDIA	2,749.19	5,713	262,055	5,874
	ITALY	1,307.26	27,137	1,244,774	33,313
	JAPAN	133,184.91	744,628	34,156,086	779,514
	MALAYSIA	44,311.33	179,592	8,237,885	185,897
	PEOPLE'S REPUBLIC OF CHINA	216,629.10	401,715	18,426,667	424,943
	REPUBLIC OF KOREA	816.49	30,428	1,395,732	32,432
	SINGAPORE	40,497.23	112,266	5,149,641	114,761
	TAIWAN (REP. OF CHINA)	179,731.53	563,705	25,857,148	570,633
	THAILAND	1,746.21	1,683	77,199	1,788
	UNITED STATES OF AMERICA	6,697.66	54,913	2,518,859	71,466
846299	Other presses for working other metal or metal carbides	1,638,796.16	10,934,691	501,574,278	11,805,490
	AUSTRALIA	16,680.60	31,909	1,463,666	32,672
	DENMARK	43.53	4,432	203,296	4,446

TABLE 8 - *Continued*

PSCC CODE	COMMODITY AND COUNTRY OF ORIGIN	GROSS WEIGHT (GK)	FOB VALUE		CIF
			DOLLARS	PESOS	DOLLARS
	GERMANY	2,906.06	216,431	9,927,690	231,364
	HONG KONG, CHINA	16,533.33	372,911	17,105,427	385,494
	INDIA	1,671.26	2,252	103,300	2,347
	INDONESIA	4,264.13	7,627	349,850	8,246
	ITALY	34,272.84	422,927	19,399,662	434,623
	JAPAN	383,535.62	3,978,759	182,505,676	4,296,619
	LITHUANIA	870.59	18,842	864,283	20,770
	MALAYSIA	60,998.43	110,625	5,074,369	117,024
	NETHERLANDS	107,484.19	163,280	7,489,654	171,930
	PEOPLE'S REPUBLIC OF CHINA	436,770.47	1,705,535	78,232,891	1,830,048
	REPUBLIC OF KOREA	62,788.02	410,512	18,830,185	477,144
	SINGAPORE	5,266.27	559,070	25,644,541	598,003
	TAIWAN (REP. OF CHINA)	262,497.81	2,399,254	110,053,781	2,477,785
	UK OF GREAT BRITAIN AND N. IRELAND	0.83	1,959	89,859	2,093
	UNITED STATES OF AMERICA	238,824.96	510,488	23,416,084	695,761
	VIETNAM	3,387.22	17,878	820,064	19,121
8463	Other machine-tools for working metal or cermets, without removing material.	448,403.27	4,554,657	208,922,117	4,751,280
846310	Draw-benches for bars, tubes, profiles, wire or the like	124,960.52	596,281	27,351,410	615,519
	HONG KONG, CHINA	3,641.27	24,459	1,121,934	25,046
	JAPAN	39,256.17	256,963	11,786,893	262,989
	PEOPLE'S REPUBLIC OF CHINA	60,317.98	279,495	12,820,436	290,557
	TAIWAN (REP. OF CHINA)	21,745.10	35,364	1,622,147	36,927
846320	Thread rolling machines	25,375.25	40,828	1,872,782	43,490
	INDONESIA	519.37	1,641	75,273	1,717
	JAPAN	288.25	1,119	51,329	2,831
	PEOPLE'S REPUBLIC OF CHINA	2,934.77	5,550	254,579	5,675
	TAIWAN (REP. OF CHINA)	21,632.86	32,518	1,491,601	33,267
846330	Machines for working wire	146,830.82	3,159,224	144,913,603	3,280,190
	CANADA	422.87	1,716	78,713	2,056
	FRANCE	4.35	1,218	55,870	1,297
	GERMANY	80.64	612	28,073	634
	HONG KONG, CHINA	4,818.44	55,743	2,556,931	57,221
	JAPAN	47,029.74	2,417,887	110,908,476	2,506,827
	PEOPLE'S REPUBLIC OF CHINA	56,845.22	351,393	16,118,397	363,780
	REPUBLIC OF KOREA	848.60	18,368	842,540	21,303
	SINGAPORE	5.17	8,986	412,187	9,300
	SWITZERLAND	0.87	204	9,357	213
	TAIWAN (REP. OF CHINA)	20,325.08	136,943	6,281,575	139,802
	THAILAND	3,951.22	116,041	5,322,801	119,581
	UNITED STATES OF AMERICA	12,498.62	50,113	2,298,683	58,176
846390	Machine-tools for working metal or cerment, without removing material, n.e.s.	151,236.68	758,324	34,784,322	812,081
	HONG KONG, CHINA	1,905.37	21,466	984,645	21,910
	IRELAND	11.06	2,796	128,253	2,994
	ITALY	11,367.78	37,855	1,736,409	42,313
	JAPAN	4,350.55	134,200	6,155,754	143,522
	PEOPLE'S REPUBLIC OF CHINA	77,090.86	128,125	5,877,094	138,822
	REPUBLIC OF KOREA	6,376.46	35,281	1,618,340	37,747
	SINGAPORE	5,311.19	42,573	1,952,824	44,577
	TAIWAN (REP. OF CHINA)	41,711.74	296,948	13,621,004	317,226
	THAILAND	165.16	3,267	149,857	3,544
	UNITED STATES OF AMERICA	2,946.51	55,813	2,560,142	59,426
8464	Machine-tools for working stone, ceramics, concrete, asbesto- cement or like mineral materials or for cold working glass.	718,383.58	6,877,520	315,471,844	7,316,758
846410	Sawing machines for working stone, ceramics, concrete, asbestor- cement or like mineral materials or for cold working glass	29,897.30	384,040	17,615,916	407,540
	BELGIUM	180.99	3,418	156,784	5,585
	HONG KONG, CHINA	664.51	4,341	199,122	4,940
	JAPAN	6,527.27	258,324	11,849,322	270,739
	PEOPLE'S REPUBLIC OF CHINA	20,152.21	82,101	3,765,973	87,418

TABLE 8 - Continued

PSC CODE	COMMODITY AND COUNTRY OF ORIGIN	GROSS WEIGHT (GK)	FOB VALUE		CIF
			DOLLARS	PESOS	DOLLARS
	TAIWAN (REP. OF CHINA)	1,171.63	19,934	914,373	21,295
	UNITED STATES OF AMERICA	208.84	13,244	607,502	14,176
	VIETNAM	991.85	2,678	122,840	3,387
846420	Grinding or polishing machines for working stone, ceramics, concrete, asbestor-cement or like mineral materials or for cold working glass	332,388.72	2,080,209	95,419,187	2,179,269
	AUSTRALIA	1,381.96	983	45,090	1,147
	HONG KONG, CHINA	9,556.22	1,060,873	48,662,245	1,091,423
	INDIA	3,103.85	5,986	274,578	6,155
	ITALY	47,265.12	170,635	7,827,027	179,276
	JAPAN	51,110.50	236,915	10,867,291	248,269
	PEOPLE'S REPUBLIC OF CHINA	198,127.21	291,114	13,353,400	314,374
	REPUBLIC OF KOREA	10,247.18	239,902	11,004,304	262,915
	SINGAPORE	6,877.58	48,988	2,247,080	49,974
	SPAIN	0.42	503	23,073	571
	UK OF GREAT BRITAIN AND N. IRELAND	16.94	242	11,101	252
	UNITED STATES OF AMERICA	4,672.52	21,856	1,002,534	22,587
	YEMEN, REPUBLIC OF	29.22	2,212	101,464	2,326
846490	Other machine-tools for working stone, ceramics, concrete, asbestor-cement or like mineral materials or for cold working glass	356,097.56	4,413,271	202,436,741	4,729,949
	AUSTRALIA	9.57	361	16,559	429
	AUSTRIA	243.65	8,265	379,116	11,289
	GERMANY	106.43	5,045	231,414	5,187
	INDIA	10,656.28	27,640	1,267,847	29,487
	ITALY	10,276.89	157,912	7,243,424	181,371
	JAPAN	37,880.64	2,903,621	133,189,095	3,115,029
	MALAYSIA	98,151.86	98,620	4,523,700	109,919
	PEOPLE'S REPUBLIC OF CHINA	120,108.17	271,369	12,447,697	290,803
	REPUBLIC OF KOREA	17,029.62	445,191	20,420,911	457,533
	SINGAPORE	13,707.33	152,714	7,004,990	159,080
	SPAIN	4,001.04	12,464	571,724	13,123
	SWEDEN	2.21	103	4,725	123
	SWITZERLAND	64.24	6,320	289,898	7,087
	TAIWAN (REP. OF CHINA)	24,923.63	129,882	5,957,687	144,311
	THAILAND	3,327.46	5,383	246,918	5,836
	UK OF GREAT BRITAIN AND N. IRELAND	2,231.24	120,144	5,511,005	128,364
	UNITED STATES OF AMERICA	13,377.30	68,237	3,130,031	70,978
8465	Machine-tools (including machines for nailing, stapling, glueing, or otherwise assembling) for working wood, cork, bone, hard rubber, hard plastics or similar hard materials.	2,593,348.81	10,488,190	481,093,275	11,031,068
846510	Machines which can carry out different types of machining operations without tool change between such operations	145,670.00	438,348	20,107,023	468,662
	AUSTRALIA	5,761.54	8,450	387,602	9,870
	GERMANY	147.68	4,604	211,185	5,488
	HONG KONG, CHINA	935.70	11,841	543,147	12,395
	INDONESIA	73.62	13,622	624,841	14,260
	IRELAND	5.00	778	35,687	831
	ITALY	3,493.19	4,054	185,957	4,238
	PEOPLE'S REPUBLIC OF CHINA	17,815.58	47,754	2,190,476	50,020
	REPUBLIC OF KOREA	22,107.30	175,837	8,065,643	184,865
	SINGAPORE	56.16	12,221	560,577	12,874
	TAIWAN (REP. OF CHINA)	8,362.98	29,962	1,374,357	31,580
	UNITED STATES OF AMERICA	86,911.25	129,225	5,927,551	142,241
846591	Sawing machines for working wood, cork, bone, hard rubber, hard plastics or similar hard materials	557,483.03	1,439,886	66,047,570	1,524,811
	AUSTRALIA	990.68	666	30,549	712
	CANADA	313.59	8,318	381,547	9,193
	FRANCE	770.26	1,794	82,291	1,871
	GERMANY	25,908.51	127,420	5,844,755	133,979
	HONG KONG, CHINA	5,775.20	101,184	4,641,310	105,412
	INDONESIA	5,868.54	12,935	593,328	15,105
	ITALY	1,123.24	3,980	182,563	4,089
	JAPAN	3,663.32	113,471	5,204,915	120,506
	MALAYSIA	1,340.39	16,528	758,139	17,915

TABLE 8 - Continued

PSCC CODE	COMMODITY AND COUNTRY OF ORIGIN	GROSS WEIGHT (GK)	FOB VALUE		CIF DOLLARS
			DOLLARS	PESOS	
	PEOPLE'S REPUBLIC OF CHINA	472,855.55	613,961	28,162,391	651,514
	REPUBLIC OF KOREA	6,482.53	28,431	1,304,130	31,037
	SINGAPORE	3,799.83	61,979	2,842,976	64,656
	SLOVENIA	3,946.10	57,056	2,617,159	60,960
	SOLOMON ISLANDS (BRITISH)	8,774.68	7,163	328,567	9,098
	TAIWAN (REP. OF CHINA)	14,893.86	179,162	8,218,161	188,742
	THAILAND	206.70	7,633	350,126	8,582
	UNITED STATES OF AMERICA	770.05	98,205	4,504,663	101,440
846592	Planing, milling or moulding (by cutting) machines for working wood, cork, bone, hard rubber, hard plastics or similar hard materials	264,207.60	1,821,243	83,540,416	1,930,363
	GERMANY	12,916.40	143,834	6,597,666	157,759
	HONG KONG, CHINA	12,030.44	33,080	1,517,380	36,534
	INDIA	54.42	1,086	49,815	1,496
	ITALY	3,735.32	123,643	5,671,504	127,541
	JAPAN	82,262.14	750,467	34,423,921	775,881
	MALAYSIA	1,827.74	5,117	234,717	5,888
	PEOPLE'S REPUBLIC OF CHINA	66,004.75	168,411	7,725,012	181,657
	REPUBLIC OF KOREA	7,341.66	53,599	2,458,587	57,019
	SINGAPORE	1,822.76	5,405	247,927	5,803
	TAIWAN (REP. OF CHINA)	12,774.63	37,528	1,721,409	38,885
	THAILAND	19,296.51	150,797	6,917,058	171,515
	UNITED STATES OF AMERICA	44,140.83	348,276	15,975,420	370,385
846593	Grinding, sanding or polishing machines for working wood, cork, bone, hard rubber, hard plastics or similar hard materials	132,609.55	944,053	43,303,710	1,013,655
	GERMANY	116.37	6,441	295,449	7,096
	HONG KONG, CHINA	294.02	2,171	99,584	2,353
	IRELAND	14,316.98	110,050	5,047,994	111,323
	ITALY	155.61	2,065	94,722	2,553
	JAPAN	35,947.17	622,893	28,572,102	673,785
	MALAYSIA	15.84	643	29,494	673
	NETHERLANDS	300.05	2,822	129,445	5,029
	NEW ZEALAND	1,030.76	2,469	113,253	2,620
	PEOPLE'S REPUBLIC OF CHINA	40,023.11	96,275	4,416,134	101,061
	REPUBLIC OF KOREA	22,423.46	37,108	1,702,143	42,543
	SINGAPORE	1,510.87	10,140	465,122	10,408
	SWEDEN	0.87	89	4,082	96
	TAIWAN (REP. OF CHINA)	14,609.18	43,211	1,982,088	45,919
	THAILAND	1,823.52	918	42,109	998
	UNITED STATES OF AMERICA	41.74	6,758	309,989	7,198
846594	Bending or assembling machines for working wood, cork, bone, hard rubber, hard plastics or similar hard materials	90,820.48	567,262	26,020,309	588,887
	HONG KONG, CHINA	2,494.67	102,086	4,682,685	108,165
	ITALY	164.93	3,017	138,390	3,717
	JAPAN	22,956.48	77,942	3,575,200	79,232
	MALAYSIA	5,075.12	5,202	238,616	5,729
	PEOPLE'S REPUBLIC OF CHINA	56,946.32	350,891	16,095,370	362,872
	REPUBLIC OF KOREA	3,182.96	28,124	1,290,048	29,172
846595	Drilling or morticing machines for working wood, cork, bone, hard rubber, hard plastics or similar hard materials	85,562.76	230,564	10,575,971	241,251
	AUSTRALIA	2,146.75	1,834	84,126	1,986
	DENMARK	129.09	568	26,054	607
	HONG KONG, CHINA	1,646.96	7,944	364,391	8,825
	ITALY	712.08	9,143	419,389	9,768
	JAPAN	7,267.52	35,423	1,624,853	36,028
	PEOPLE'S REPUBLIC OF CHINA	54,022.98	59,763	2,741,329	63,114
	REPUBLIC OF KOREA	9,022.67	46,481	2,132,083	47,651
	SINGAPORE	0.87	251	11,513	272
	SLOVENIA	1,332.57	41,940	1,923,788	44,809
	TAIWAN (REP. OF CHINA)	2,590.92	15,626	716,765	16,260
	THAILAND	6,117.88	10,011	459,205	10,288
	UNITED STATES OF AMERICA	5.00	250	11,468	275
	VIETNAM	567.47	1,330	61,007	1,368
846596	Splitting, slicing or paring machines for working wood, cork, bone, hard rubber, hard plastics or similar hard materials	139,822.46	729,137	33,445,515	743,232

TABLE 8 - Continued

PSCC CODE	COMMODITY AND COUNTRY OF ORIGIN	GROSS WEIGHT (GK)	FOB VALUE		CIF
			DOLLARS	PESOS	DOLLARS
	ITALY	1,139.83	32,605	1,495,591	32,645
	JAPAN	105.92	3,444	157,976	3,598
	NORWAY	179.07	2,686	123,207	2,697
	PEOPLE'S REPUBLIC OF CHINA	47,731.96	80,539	3,694,324	88,281
	REPUBLIC OF KOREA	4,595.61	5,156	236,506	5,940
	SOLOMON ISLANDS (BRITISH)	11,648.00	2,496	114,492	3,756
	TAIWAN (REP. OF CHINA)	51,289.28	585,538	26,858,628	588,740
	THAILAND	12,217.05	3,916	179,627	4,456
	VIETNAM	10,915.74	12,757	585,164	13,119
846599	Machine-tool for working wood, cork, bone, hard rubber, hard plastics or similar hard materials, n.e.s.	1,177,172.93	4,317,697	198,052,761	4,520,207
	AUSTRALIA	2,720.17	2,095	96,098	2,347
	AUSTRIA	7,436.30	11,537	529,202	11,564
	CANADA	35,679.92	114,905	5,270,692	119,681
	GERMANY	5,612.24	10,985	503,882	11,790
	HONG KONG, CHINA	24,707.83	10,178	466,865	10,593
	INDIA	6,493.74	11,086	508,515	11,398
	INDONESIA	2.61	948	43,485	982
	ITALY	14,804.82	130,368	5,979,981	135,873
	JAPAN	125,865.73	1,257,026	57,659,782	1,328,071
	MALAYSIA	32,667.95	25,273	1,159,272	25,325
	NEW ZEALAND	963.93	1,333	61,145	1,424
	PEOPLE'S REPUBLIC OF CHINA	717,527.30	1,125,743	51,637,832	1,197,078
	REPUBLIC OF KOREA	2,454.30	52,277	2,397,945	56,012
	SINGAPORE	30,325.68	557,767	25,584,772	559,536
	SLOVENIA	2,248.73	73,481	3,370,573	78,508
	SWITZERLAND	2,029.00	7,248	332,466	7,557
	TAIWAN (REP. OF CHINA)	124,426.77	695,329	31,894,741	722,349
	THAILAND	1,878.64	13,854	635,483	15,093
	UK OF GREAT BRITAIN AND N. IRELAND	36,836.32	210,077	9,636,232	217,513
	UNITED STATES OF AMERICA	2,490.95	6,187	283,798	7,513
8466	Parts and accessories suitable for use solely or principally with the machines of headings 84.56 to 84.65, including work or tool holders, self-opening die heads, dividing heads and other special attachments for machine-tools; tool holders for any type of tool for working in the hand.	4,658,893.17	128,730,279	5,904,857,901	136,411,585
846610	Tool holders and self-opening dieheads	671,907.28	14,864,591	681,838,794	15,612,199
	AUSTRALIA	854.51	44,777	2,053,921	50,233
	AUSTRIA	55.94	2,023	92,795	2,713
	BELGIUM	193.81	536	24,586	557
	DENMARK	3.39	177	8,119	207
	FRANCE	2,759.89	15,222	698,233	15,731
	GERMANY	3,145.82	357,185	16,384,077	378,098
	HONG KONG, CHINA	30,127.61	503,550	23,097,839	555,202
	INDIA	1,254.31	10,862	498,240	11,563
	INDONESIA	3,727.40	15,005	688,280	15,833
	IRELAND	1,405.60	112,209	5,147,027	116,804
	ISRAEL	374.62	104,127	4,776,306	108,310
	ITALY	1,822.80	29,067	1,333,304	31,650
	JAPAN	173,393.22	4,538,993	208,203,609	4,783,457
	MALAYSIA	5,336.05	44,065	2,021,261	46,185
	MEXICO	90.37	1,254	57,521	1,289
	NETHERLANDS	387.40	7,893	362,052	8,665
	NORWAY	10.84	3,554	163,022	3,725
	PEOPLE'S REPUBLIC OF CHINA	178,252.95	1,217,423	55,843,194	1,269,872
	POLAND	188.62	7,421	340,401	8,146
	REPUBLIC OF KOREA	37,913.94	4,055,698	186,034,867	4,240,979
	RUSSIAN FEDERATION	1.46	694	31,834	733
	SINGAPORE	8,987.18	570,318	26,160,487	600,333
	SPAIN	22.39	103	4,725	123
	SRI LANKA (CEYLON)	2.88	5,125	235,083	5,411
	SWEDEN	327.92	44,667	2,048,876	46,647
	SWITZERLAND	242.95	33,959	1,557,699	37,249
	TAIWAN (REP. OF CHINA)	124,625.98	674,799	30,953,031	705,689
	THAILAND	60,712.47	1,245,799	57,144,800	1,262,227
	TURKEY	4.95	1,936	88,804	2,011
	UK OF GREAT BRITAIN AND N. IRELAND	839.97	22,591	1,036,250	25,110
	UNITED STATES OF AMERICA	3,270.00	906,131	41,564,229	956,967

TABLE 8 - Continued

PSCC CODE	COMMODITY AND COUNTRY OF ORIGIN	GROSS WEIGHT (GK)	FOB VALUE		CIF
			DOLLARS	PESOS	DOLLARS
	VIETNAM	31,570.04	287,428	13,184,322	320,480
846620	Work holders	224,709.82	9,931,674	455,565,889	10,562,785
	AUSTRALIA	319.50	2,998	137,518	3,260
	BELGIUM	324.75	5,993	274,899	6,042
	FINLAND	87.08	1,102	50,549	1,220
	GERMANY	2,445.03	213,404	9,788,841	221,867
	HONG KONG, CHINA	4,631.83	161,872	7,425,069	172,126
	INDIA	270.50	7,197	330,127	7,962
	INDONESIA	7,854.84	48,620	2,230,199	50,472
	IRELAND	11.31	8,564	392,831	9,707
	ISRAEL	22.15	7,463	342,328	8,109
	ITALY	88.55	15,814	725,388	16,782
	JAPAN	37,703.87	5,529,237	253,626,102	5,848,763
	MALAYSIA	9,793.54	539,098	24,728,426	578,038
	MALTA	1.17	389	17,843	405
	MEXICO	13.74	669	30,687	788
	NETHERLANDS	2.08	445	20,412	526
	PEOPLE'S REPUBLIC OF CHINA	85,185.37	331,806	15,219,942	349,891
	POLAND	5.22	2,499	114,629	2,611
	REPUBLIC OF KOREA	21,219.77	1,099,903	50,452,551	1,197,435
	SINGAPORE	31,982.43	1,288,406	59,099,183	1,372,117
	SWEDEN	49.06	3,155	144,720	3,492
	SWITZERLAND	122.94	5,851	268,385	6,238
	TAIWAN (REP. OF CHINA)	3,956.46	36,293	1,664,760	39,184
	THAILAND	14,425.89	161,001	7,385,116	166,374
	UK OF GREAT BRITAIN AND N. IRELAND	6.14	149	6,835	165
	UNITED STATES OF AMERICA	3,429.24	414,241	19,001,235	448,136
	VIETNAM	757.36	45,505	2,087,314	51,075
846630	Dividing heads and other special attachments for machine-tools	84,952.70	1,948,688	89,386,316	2,108,472
	AUSTRALIA	20.58	13,427	615,896	13,977
	AUSTRIA	1.79	670	30,733	693
	FRANCE	603.77	31,752	1,456,464	33,494
	GERMANY	798.38	54,515	2,500,603	57,203
	HONG KONG, CHINA	8,269.76	66,669	3,058,107	72,779
	ITALY	309.14	3,785	173,618	3,802
	JAPAN	33,212.17	1,016,255	46,615,617	1,091,301
	MALAYSIA	7.50	250	11,468	269
	PEOPLE'S REPUBLIC OF CHINA	21,508.06	166,844	7,653,134	178,996
	POLAND	5.70	481	22,063	563
	REPUBLIC OF KOREA	3,770.71	188,903	8,664,980	225,411
	SINGAPORE	1,701.92	146,220	6,707,111	152,797
	SWITZERLAND	0.80	35	1,605	41
	TAIWAN (REP. OF CHINA)	14,296.61	156,358	7,172,141	168,790
	THAILAND	8.47	403	18,486	472
	UK OF GREAT BRITAIN AND N. IRELAND	5.83	956	43,852	1,021
	UNITED ARAB EMIRATES, N.E.S.	9.18	2,254	103,391	2,420
	UNITED STATES OF AMERICA	418.16	97,451	4,470,077	102,773
	VIETNAM	4.17	1,460	66,970	1,670
846691	Parts, n.e.s. and accessories, for machines of heading No. 84.64	64,113.71	3,927,190	180,140,206	4,240,999
	AUSTRALIA	37.38	840	38,531	968
	AUSTRIA	140.96	4,777	219,121	6,525
	BELGIUM	51.36	961	44,081	1,570
	DEMOCRATIC PEOPLE'S REP. OF KOREA	2,177.34	2,080	95,410	2,255
	FINLAND	59.50	656	30,091	699
	FRANCE	94.54	25,694	1,178,584	30,525
	GERMANY	254.70	96,177	4,411,639	100,401
	HONG KONG, CHINA	98.13	41,612	1,908,742	43,709
	INDIA	3.34	298	13,669	338
	INDONESIA	20.42	325	14,908	370
	IRELAND	0.01	10,648	488,424	10,963
	ISRAEL	6.67	4,244	194,672	4,477
	ITALY	2,888.20	56,974	2,613,397	59,255
	JAPAN	21,227.75	1,768,893	81,139,122	1,914,190
	MALAYSIA	8,538.57	68,520	3,143,012	71,988
	NETHERLANDS	125.30	13,367	613,144	14,601
	PEOPLE'S REPUBLIC OF CHINA	16,580.00	373,089	17,113,593	416,533
	PORTUGAL	62.09	1,296	59,448	1,332

TABLE 8 - Continued

PSCC CODE	COMMODITY AND COUNTRY OF ORIGIN	GROSS WEIGHT (GK)	FOB VALUE		CIF
			DOLLARS	PESOS	DOLLARS
	REPUBLIC OF KOREA	4,450.68	383,634	17,597,291	402,014
	SINGAPORE	2,182.40	538,994	24,723,655	565,949
	SPAIN	1,139.95	5,747	263,615	6,078
	SWEDEN	32.80	1,641	75,273	1,747
	SWITZERLAND	1,779.30	51,428	2,359,002	58,748
	TAIWAN (REP. OF CHINA)	840.57	29,137	1,336,514	29,586
	THAILAND	225.69	3,097	142,060	3,320
	UK OF GREAT BRITAIN AND N. IRELAND	1.70	1,000	45,870	1,068
	UNITED STATES OF AMERICA	1,094.36	442,061	20,277,338	491,790
846692	Parts, n.e.s. and accessories, for machines of heading No. 84.65				
		231,604.75	4,553,125	208,851,842	4,784,810
	AUSTRALIA	1.51	360	16,513	422
	AUSTRIA	17.98	7,685	352,511	7,935
	BELGIUM	3,300.52	4,540	208,250	4,670
	DENMARK	1.74	450	20,642	475
	FINLAND	1.67	100	4,587	110
	FRANCE	3,631.10	150,363	6,897,150	159,548
	GERMANY	1,764.55	118,123	5,418,302	126,045
	HONG KONG, CHINA	1,326.06	43,347	1,988,328	48,767
	INDIA	402.58	4,192	192,287	4,318
	INDONESIA	953.42	47,408	2,174,605	52,758
	ITALY	1,747.97	8,384	384,574	9,167
	JAPAN	114,709.28	1,106,286	50,745,338	1,156,489
	MALAYSIA	5,896.56	400,029	18,349,329	419,547
	MEXICO	1,974.18	1,638,134	75,141,207	1,700,938
	PEOPLE'S REPUBLIC OF CHINA	58,087.86	183,049	8,396,457	196,628
	REPUBLIC OF KOREA	10,382.79	260,933	11,968,997	271,828
	SINGAPORE	2,739.17	310,722	14,252,818	336,741
	SWEDEN	3.10	4,361	200,039	4,484
	SWITZERLAND	16.83	1,709	78,392	1,845
	TAIWAN (REP. OF CHINA)	19,365.36	147,734	6,776,559	156,874
	THAILAND	23.06	13,515	619,933	13,909
	UK OF GREAT BRITAIN AND N. IRELAND	0.84	1,028	47,154	1,117
	UNITED ARAB EMIRATES, N.E.S.	7.84	2,212	101,464	2,330
	UNITED STATES OF AMERICA	5,248.78	98,461	4,516,406	107,865
846693	Parts, n.e.s. and accessories, for machines of heading Nos. 84.56 to 84.61				
		1,230,121.16	59,658,085	2,736,516,358	62,742,268
	AUSTRALIA	5,853.50	83,613	3,835,328	86,004
	AUSTRIA	5.38	1,968	90,272	2,091
	BELGIUM	125.14	449,609	20,623,565	465,480
	BRAZIL	22.62	6,308	289,348	6,604
	CANADA	183.64	34,794	1,596,001	36,357
	CZECH REPUBLIC (CZECHOSLOVAKIA)	39.23	80,598	3,697,031	82,777
	DENMARK	571.13	19,269	883,869	23,514
	FRANCE	4,271.78	163,155	7,483,920	180,964
	GAMBIA	377.60	3,247	148,940	6,329
	GERMANY	23,264.90	928,766	42,602,497	970,359
	HONG KONG, CHINA	38,809.29	912,431	41,853,209	986,209
	HUNGARY	0.92	231	10,596	242
	INDIA	23,709.87	725,244	33,266,942	865,210
	INDONESIA	636.68	45,725	2,097,406	47,803
	IRELAND	13.38	7,644	350,630	8,323
	ISRAEL	12.70	6,928	317,787	7,314
	ITALY	9,181.27	163,865	7,516,488	172,810
	JAMAICA (EXCLUDES CAYMAN IS., TURKS, CAICOS)	1.13	188	8,624	188
	JAPAN	256,201.14	9,957,801	456,764,331	10,804,102
	LIECHTENSTEIN	1.68	20,884	957,949	21,648
	MACAU	38.07	2,704	124,032	2,815
	MALAYSIA	1,997.10	1,894,963	86,921,953	1,945,827
	MEXICO	0.83	843	38,668	901
	NETHERLANDS	7,817.44	501,087	22,984,860	526,880
	NORWAY	3.63	4,762	218,433	4,991
	PAPUA NEW GUINEA	44.23	194	8,899	202
	PEOPLE'S REPUBLIC OF CHINA	307,472.81	2,994,792	137,371,109	3,158,881
	POLAND	1.08	408	18,715	425
	REPUBLIC OF KOREA	194,727.72	1,386,979	63,620,727	1,524,354
	ROMANIA	8.35	983	45,090	1,051
	SINGAPORE	178,473.22	3,946,550	181,028,249	4,154,980
	SOUTH AFRICA, REP. OF	1,095.94	6,166	282,834	6,945
	SPAIN	21.78	6,309	289,394	7,561

TABLE 8 - Continued

PSC CODE	COMMODITY AND COUNTRY OF ORIGIN	GROSS WEIGHT (GK)	FOB VALUE		CIF DOLLARS
			DOLLARS	PESOS	
	SRI LANKA (CEYLON)	1.74	1,274	58,438	1,365
	SWEDEN	2,500.78	268,441	12,313,389	277,293
	SWITZERLAND	1,114.15	173,149	7,942,344	184,249
	TAIWAN (REP. OF CHINA)	122,278.00	20,251,379	928,930,755	20,944,165
	THAILAND	10,941.27	1,024,063	46,973,770	1,081,988
	TURKEY	3.52	2,564	117,610	2,599
	UGANDA	0.84	49	2,248	51
	UK OF GREAT BRITAIN AND N. IRELAND	290.99	56,936	2,611,655	61,653
	UNITED ARAB EMIRATES, N.E.S.	24.09	142	6,514	148
	UNITED STATES OF AMERICA	37,380.10	13,487,017	618,649,469	14,042,436
	VIETNAM	600.50	34,063	1,562,470	36,180
846694	Parts, n.e.s. and accessories for machines of heading No. 84.62 or 84.63	2,151,483.75	33,846,926	1,552,558,496	36,360,052
	AUSTRALIA	2,412.81	78,795	3,614,326	84,062
	AUSTRIA	316.58	37,253	1,708,795	39,939
	BELGIUM	211.55	22,505	1,032,304	25,465
	BRAZIL	4,616.76	35,767	1,640,632	37,727
	CANADA	1,035.25	78,429	3,597,538	80,089
	CZECH REPUBLIC (CZECHOSLOVAKIA)	738.38	82,712	3,793,999	87,281
	DEMOCRATIC PEOPLE'S REP. OF KOREA	2,937.82	54,779	2,512,713	57,618
	DENMARK	119.40	20,397	935,611	21,334
	ECUADOR	30.04	4,689	215,084	4,767
	FINLAND	723.82	7,984	366,226	8,516
	FRANCE	5,116.62	187,797	8,614,248	201,394
	GERMANY	12,713.91	793,161	36,382,295	825,160
	HONG KONG, CHINA	71,610.58	1,636,672	75,074,145	1,730,263
	HUNGARY	41.66	2,287	104,905	2,490
	INDIA	4,222.69	25,491	1,169,272	26,518
	INDONESIA	74,061.10	599,688	27,507,689	631,473
	IRELAND	19.27	6,689	306,824	7,158
	ISRAEL	319.56	30,959	1,420,089	35,932
	ITALY	5,301.22	157,815	7,238,974	163,113
	JAMAICA (EXCLUDES CAYMAN IS., TURKS, CAICOS)	5.00	2,067	94,813	2,209
	JAPAN	447,265.06	13,762,982	631,307,985	14,772,891
	MACAU	368.45	2,407	110,409	2,505
	MALAYSIA	19,701.41	294,073	13,489,128	307,957
	MEXICO	373.14	36,371	1,668,338	42,596
	NETHERLANDS	5,836.81	45,900	2,105,433	47,626
	NEW ZEALAND	5,207.61	138,298	6,343,730	143,792
	NORWAY	677.39	19,949	915,061	20,046
	PEOPLE'S REPUBLIC OF CHINA	726,764.40	3,165,465	145,199,879	3,410,661
	POLAND	504.00	44,969	2,062,728	50,014
	PORTUGAL	5,103.33	6,424	294,668	6,643
	REPUBLIC OF KOREA	81,305.93	1,572,417	72,126,768	1,829,201
	ROMANIA	0.86	32	1,468	43
	SAUDI ARABIA	9.73	10,003	458,838	10,246
	SINGAPORE	80,502.83	2,794,003	128,160,918	2,945,098
	SPAIN	7,048.26	78,115	3,583,135	80,186
	SWEDEN	7,647.86	118,576	5,439,082	124,757
	SWITZERLAND	1,008.60	130,105	5,967,917	135,018
	TAIWAN (REP. OF CHINA)	272,284.62	1,408,833	64,623,169	1,509,771
	THAILAND	56,999.84	1,162,160	53,308,279	1,203,445
	TURKEY	26,440.54	103,656	4,754,701	107,128
	UK OF GREAT BRITAIN AND N. IRELAND	9,284.92	190,609	8,743,235	210,046
	UNITED ARAB EMIRATES, N.E.S.	1.64	1,560	71,557	1,632
	UNITED STATES OF AMERICA	163,195.34	4,690,572	215,156,538	5,108,973
	VIETNAM	47,397.16	203,511	9,335,050	217,269
8467	Tools for working in the hand, pneumatic, hydraulic or with self-contained electric or non-electric motor.	5,435,390.33	37,448,895	1,717,780,810	39,496,743
846711	Pneumatic rotary type (including combined rotary-percussion)	351,182.23	987,747	45,307,953	1,052,816
	AUSTRALIA	244,562.87	205,409	9,422,110	222,508
	BANGLADESH	778.44	1,497	68,667	1,617
	BELGIUM	188.91	129,982	5,962,274	139,011
	DENMARK	243.97	5,422	248,707	5,649
	GERMANY	1,927.61	42,514	1,950,117	46,585
	HONG KONG, CHINA	377.43	2,311	106,006	2,350
	INDIA	161.68	3,619	166,004	3,993
	ITALY	497.77	5,321	244,074	8,188
	JAPAN	12,255.71	59,301	2,720,137	63,011

TABLE 8 - Continued

PSCC CODE	COMMODITY AND COUNTRY OF ORIGIN	GROSS WEIGHT (GK)	FOB VALUE		CIF DOLLARS
			DOLLARS	PESOS	
	NEW ZEALAND	29,720.96	24,606	1,128,677	26,811
	PEOPLE'S REPUBLIC OF CHINA	25,435.79	45,411	2,083,002	47,934
	QATAR	108.71	5,004	229,533	5,639
	REPUBLIC OF KOREA	2,011.46	79,250	3,635,198	82,879
	SINGAPORE	2,278.70	81,055	3,717,993	84,922
	SOUTH AFRICA, REP. OF	831.45	75,190	3,448,965	77,311
	SWEDEN	664.88	61,820	2,835,684	65,273
	SWITZERLAND	22.95	1,794	82,291	1,801
	TAIWAN (REP. OF CHINA)	26,172.65	29,166	1,337,844	30,392
	UK OF GREAT BRITAIN AND N. IRELAND	50.64	1,805	82,795	1,824
	UNITED STATES OF AMERICA	2,889.65	127,270	5,837,875	135,118
846719	Other tools for working in hand, pneumatic	242,549.94	1,081,558	49,611,067	1,144,569
	AUSTRALIA	2,500.03	32,297	1,481,463	33,818
	BELGIUM	1,299.18	28,567	1,310,368	34,309
	BRAZIL	6,302.01	5,011	229,854	5,360
	DEMOCRATIC PEOPLE'S REP. OF KOREA	42,907.14	95,476	4,379,484	104,977
	DENMARK	404.10	4,185	191,966	4,908
	FRANCE	191.04	2,050	94,034	2,070
	GERMANY	4,004.26	102,356	4,695,070	104,393
	HONG KONG, CHINA	2,623.61	6,100	279,807	6,342
	INDIA	825.91	9,697	444,802	10,283
	JAPAN	15,355.56	246,651	11,313,882	259,005
	NETHERLANDS	16.53	7,180	329,347	7,374
	PEOPLE'S REPUBLIC OF CHINA	148,626.75	218,466	10,021,035	227,425
	REPUBLIC OF KOREA	4,280.75	31,837	1,460,363	34,393
	SINGAPORE	2,759.99	140,681	6,453,038	145,125
	SWITZERLAND	75.14	1,855	85,088	2,232
	TAIWAN (REP. OF CHINA)	4,647.95	44,595	2,045,573	46,406
	THAILAND	708.08	125	5,734	134
	UK OF GREAT BRITAIN AND N. IRELAND	0.78	1,141	52,338	1,188
	UNITED ARAB EMIRATES, N.E.S.	2,270.75	14,776	677,775	15,381
	UNITED STATES OF AMERICA	2,750.38	88,512	4,060,046	99,446
846721	Drills of all kinds, for working in the hand, with self-contained electric motor	1,357,386.46	10,596,298	486,052,188	11,209,055
	AUSTRALIA	290,325.62	215,712	9,894,709	227,748
	AUSTRIA	4.34	138	6,330	189
	BELGIUM	2,984.81	51,185	2,347,856	54,329
	CZECH REPUBLIC (CZECHOSLOVAKIA)	12.53	614	28,164	638
	DENMARK	47.34	896	41,100	1,025
	FINLAND	85.32	148	6,789	179
	FRANCE	4.07	207	9,495	232
	GERMANY	34,601.76	663,845	30,450,570	694,741
	HONG KONG, CHINA	1,959.45	13,422	615,667	15,208
	INDIA	845.81	10,061	461,498	11,426
	INDONESIA	627.73	7,112	326,227	7,543
	ITALY	147.23	1,238	56,787	1,281
	JAMAICA (EXCLUDES CAYMAN IS., TURKS, CAICOS)	38.57	3,152	144,582	3,281
	JAPAN	70,707.38	2,471,596	113,372,109	2,638,581
	MALAYSIA	62,646.45	748,042	34,312,687	779,950
	NETHERLANDS	338.40	846	38,806	3,346
	NEW ZEALAND	18,034.25	52,757	2,419,964	58,221
	PEOPLE'S REPUBLIC OF CHINA	611,842.70	3,836,188	175,965,944	4,069,013
	REPUBLIC OF KOREA	18,484.48	43,326	1,987,364	45,273
	ROMANIA	14,981.67	202,944	9,309,041	219,446
	SINGAPORE	136,997.48	1,924,140	88,260,302	2,001,117
	SOUTH AFRICA, REP. OF	509.71	35,305	1,619,440	37,721
	SPAIN	29.32	2,998	137,518	3,215
	SWEDEN	276.42	6,538	299,898	6,787
	SWITZERLAND	2,420.94	130,059	5,965,806	138,248
	TAIWAN (REP. OF CHINA)	10,893.21	38,466	1,764,435	39,959
	THAILAND	132.10	1,884	86,419	1,985
	UK OF GREAT BRITAIN AND N. IRELAND	351.17	9,427	432,416	11,915
	UNITED STATES OF AMERICA	64,546.02	106,369	4,879,146	117,566
	VIETNAM	12,510.18	17,683	811,119	18,892
846722	Saws, for working in the hand, with self-contained electric motor	189,230.11	1,446,124	66,333,709	1,533,482
	AUSTRALIA	211.80	1,111	50,962	1,241
	CANADA	989.68	2,359	108,207	2,547
	FINLAND	190.30	5,899	270,587	6,104

TABLE 8 - Continued

PSCC CODE	COMMODITY AND COUNTRY OF ORIGIN	GROSS WEIGHT (GK)	FOB VALUE		CIF DOLLARS
			DOLLARS	PESOS	
	GERMANY	609.32	12,173	558,376	12,882
	HONG KONG, CHINA	101.08	622	28,531	648
	ISRAEL	5.37	315	14,449	328
	JAPAN	20,768.47	337,945	15,501,537	356,588
	JORDAN	2,338.33	46,218	2,120,020	48,749
	PEOPLE'S REPUBLIC OF CHINA	153,324.85	922,722	42,325,258	978,832
	REPUBLIC OF KOREA	123.16	817	37,476	861
	SINGAPORE	7,842.70	69,728	3,198,423	75,434
	SWEDEN	856.99	18,968	870,062	19,877
	SWITZERLAND	189.39	7,205	330,493	7,739
	TAIWAN (REP. OF CHINA)	66.95	823	37,751	868
	THAILAND	229.74	1,395	63,989	1,456
	UK OF GREAT BRITAIN AND N. IRELAND	24.26	579	26,559	755
	UNITED STATES OF AMERICA	950.58	13,280	609,154	14,445
	VIETNAM	407.14	3,965	181,875	4,128
846729	Other electro-mechanical tools for hand, with self-contained electric motor, n.e.s.	1,238,562.67	11,325,439	519,497,886	11,790,297
	AFGHANISTAN	18.63	550	25,229	566
	AUSTRALIA	808.48	15,952	731,718	16,712
	AUSTRIA	160.20	6,398	293,476	7,941
	BELGIUM	376.50	6,511	298,660	6,923
	DENMARK	1,177.59	15,055	690,573	16,260
	GERMANY	16,796.89	363,505	16,673,974	386,103
	HONG KONG, CHINA	4,451.30	18,554	851,072	19,419
	INDIA	43.99	513	23,531	534
	INDONESIA	1,732.97	19,627	900,290	20,816
	ITALY	3,531.14	7,889	361,868	8,454
	JAPAN	146,304.59	2,089,620	95,850,869	2,182,996
	LIECHTENSTEIN	3.91	305	13,990	350
	MALAYSIA	31,418.68	430,046	19,726,211	446,480
	MEXICO	781.46	3,206	147,059	3,628
	NETHERLANDS	8.61	539	24,724	660
	NEW ZEALAND	1,227.74	5,569	255,450	5,895
	PEOPLE'S REPUBLIC OF CHINA	867,354.46	6,222,730	285,436,625	6,460,910
	REPUBLIC OF KOREA	1,507.78	44,531	2,042,637	47,958
	SAN MARINO	405.38	1,742	79,906	2,018
	SINGAPORE	112,630.05	1,725,465	79,147,079	1,791,336
	SWEDEN	34.02	2,010	92,199	2,066
	SWITZERLAND	878.96	28,720	1,317,386	30,814
	TAIWAN (REP. OF CHINA)	18,919.38	50,425	2,312,995	52,385
	THAILAND	5,071.12	72,715	3,335,437	75,695
	UK OF GREAT BRITAIN AND N. IRELAND	400.30	28,616	1,312,616	29,799
	UNITED ARAB EMIRATES, N.E.S.	2,299.80	1,813	83,162	1,869
	UNITED STATES OF AMERICA	7,741.34	145,531	6,675,507	154,028
	VIETNAM	12,477.40	17,302	793,643	17,682
846781	Chain saws, non-electric	101,697.42	1,332,004	61,099,024	1,380,883
	BRAZIL	6,055.33	94,991	4,357,237	97,375
	GERMANY	55,281.13	983,569	45,116,310	1,015,393
	JAPAN	1,274.62	7,115	326,365	7,448
	PEOPLE'S REPUBLIC OF CHINA	34,349.26	202,039	9,267,529	214,150
	REPUBLIC OF KOREA	23.25	110	5,046	130
	SINGAPORE	591.18	334	15,321	374
	SWEDEN	1,420.07	13,522	620,254	14,376
	TAIWAN (REP. OF CHINA)	39.66	115	5,275	137
	UNITED STATES OF AMERICA	2,662.92	30,209	1,385,687	31,500
846789	Other tools for working in hand, with self-contained non-electric motor	638,420.91	3,110,265	142,667,854	3,247,859
	AUSTRALIA	879.84	1,495	68,576	1,559
	BELGIUM	512.75	16,899	775,157	17,621
	DENMARK	95.81	37,434	1,717,098	37,472
	FINLAND	58.40	2,731	125,271	2,843
	GERMANY	6,088.99	189,733	8,703,052	215,138
	HONG KONG, CHINA	15,812.81	33,811	1,550,910	34,123
	INDIA	37,696.54	305,590	14,017,413	316,336
	INDONESIA	93.46	1,427	65,456	1,853
	ITALY	329.07	3,467	159,031	3,854
	JAPAN	23,828.26	243,970	11,190,904	257,285
	MALAYSIA	902.06	17,117	785,157	18,515

TABLE 8 - Continued

PSCC CODE	COMMODITY AND COUNTRY OF ORIGIN	GROSS WEIGHT (GK)	FOB VALUE		CIF
			DOLLARS	PESOS	DOLLARS
	MEXICO	8.94	400	18,348	417
	NETHERLANDS	278.43	3,289	150,866	3,445
	NORWAY	467.01	32,219	1,477,886	35,237
	PEOPLE'S REPUBLIC OF CHINA	448,881.48	912,157	41,840,642	950,264
	POLAND	40.03	2,701	123,895	2,924
	REPUBLIC OF KOREA	7,138.34	28,009	1,284,773	29,867
	SINGAPORE	15,363.33	253,375	11,622,311	261,868
	SPAIN	7,018.48	106,447	4,882,724	108,524
	SWEDEN	7.54	438	20,091	508
	SWITZERLAND	300.37	15,544	713,003	16,287
	TAIWAN (REP. OF CHINA)	4,338.07	28,327	1,299,359	29,120
	THAILAND	61,313.63	779,722	35,765,848	805,026
	UK OF GREAT BRITAIN AND N. IRELAND	44.43	3,760	172,471	3,884
	UNITED STATES OF AMERICA	6,922.84	90,203	4,137,612	93,889
846791	Parts of non-electric chain saws	237,973.73	512,169	23,493,192	540,621
	AUSTRALIA	737.22	8,375	384,161	10,214
	BELGIUM	14.08	10,016	459,434	10,330
	FRANCE	927.58	8,043	368,932	8,558
	GERMANY	33,508.38	256,685	11,774,141	265,501
	HONG KONG, CHINA	0.76	56	2,569	64
	JAPAN	148.20	5,000	229,350	5,431
	PEOPLE'S REPUBLIC OF CHINA	198,653.13	167,747	7,694,554	177,357
	REPUBLIC OF KOREA	641.61	3,971	182,150	4,580
	SINGAPORE	602.48	16,267	746,167	17,463
	SWEDEN	405.29	10,385	476,360	13,410
	TAIWAN (REP. OF CHINA)	2,105.20	856	39,265	1,037
	UK OF GREAT BRITAIN AND N. IRELAND	115.95	9,624	441,453	10,687
	UNITED STATES OF AMERICA	113.85	15,144	694,656	15,989
846792	Parts of pneumatic hand tools	196,246.64	2,410,818	110,584,223	2,645,915
	AUSTRALIA	5,953.79	201,329	9,234,961	213,341
	BELGIUM	19,223.14	45,925	2,106,580	58,391
	CANADA	712.11	5,985	274,532	8,242
	GERMANY	226.29	14,831	680,298	15,482
	HONG KONG, CHINA	60.15	3,486	159,903	3,659
	INDIA	9,494.40	83,919	3,849,365	88,160
	ITALY	0.36	329	15,091	355
	JAPAN	12,393.19	158,178	7,255,625	164,020
	MALAYSIA	127.63	1,489	68,300	1,554
	PEOPLE'S REPUBLIC OF CHINA	130,168.74	1,472,570	67,546,786	1,654,363
	REPUBLIC OF KOREA	3,869.53	235,288	10,792,661	244,772
	ROMANIA	10,745.10	111,261	5,103,542	111,477
	SINGAPORE	722.83	20,487	939,739	22,473
	SWITZERLAND	106.49	7,093	325,356	7,359
	TAIWAN (REP. OF CHINA)	307.56	3,079	141,234	3,561
	THAILAND	1,480.75	1,066	48,897	1,070
	UK OF GREAT BRITAIN AND N. IRELAND	63.07	3,864	177,242	4,571
	UNITED STATES OF AMERICA	591.51	40,639	1,864,111	43,065
846799	Parts of other tools working in hand, with self-contained non-electric motor	882,140.22	4,646,473	213,133,714	4,951,246
	AUSTRALIA	523.32	6,707	307,650	7,442
	AUSTRIA	109.00	2,459	112,794	2,578
	BELGIUM	3,022.24	42,136	1,932,778	48,161
	CANADA	22.84	686	31,467	709
	CHILE	118.05	2,612	119,812	3,872
	COSTA RICA	1.55	2,216	101,648	2,306
	DEMOCRATIC PEOPLE'S REP. OF KOREA	266.16	831	38,118	859
	DENMARK	9,969.80	4,785	219,488	5,717
	FINLAND	4.54	212	9,724	221
	FRANCE	0.87	314	14,403	381
	GERMANY	2,584.20	178,405	8,183,437	195,833
	HONG KONG, CHINA	3,335.18	63,059	2,892,516	65,784
	INDIA	24.44	1,068	48,989	1,191
	ITALY	1,427.46	43,561	1,998,143	48,856
	JAPAN	33,740.70	730,175	33,493,127	760,739
	MACAU	75.78	349	16,009	363
	MALAYSIA	111.45	4,358	199,902	4,914
	NETHERLANDS	35.23	74,211	3,404,059	76,351
	NEW ZEALAND	3.90	715	32,797	752

TABLE 8 - Continued

PSCC CODE	COMMODITY AND COUNTRY OF ORIGIN	GROSS WEIGHT (GK)	FOB VALUE		CIF DOLLARS
			DOLLARS	PESOS	
	PEOPLE'S REPUBLIC OF CHINA	653,743.26	1,353,640	62,091,466	1,437,400
	REPUBLIC OF KOREA	43,647.85	394,868	18,112,595	418,089
	SINGAPORE	43,402.12	525,816	24,119,180	564,258
	SPAIN	61.37	10,004	458,883	10,428
	SWEDEN	144.01	2,539	116,463	3,033
	SWITZERLAND	5,177.44	325,164	14,915,273	356,113
	TAIWAN (REP. OF CHINA)	67,488.31	741,263	34,001,734	795,097
	THAILAND	3,328.44	21,014	963,912	21,233
	UK OF GREAT BRITAIN AND N. IRELAND	26.97	3,942	180,820	4,148
	UNITED STATES OF AMERICA	9,740.37	109,325	5,014,738	114,377
	VIETNAM	3.37	39	1,789	41
8468	Machinery and apparatus for soldering, brazing or welding, whether or not capable of cutting, other than those of heading 85.15; gas-operated surface tempering machines and appliances.	1,677,729.74	5,459,004	250,404,515	5,751,982
846810	Hand-held blow pipes	136,579.57	99,573	4,567,414	105,257
	AUSTRALIA	129,767.27	71,372	3,273,834	75,662
	GERMANY	145.75	1,670	76,603	1,716
	JAPAN	2,585.41	7,417	340,218	8,319
	PEOPLE'S REPUBLIC OF CHINA	3,930.87	18,038	827,403	18,287
	REPUBLIC OF KOREA	9.00	90	4,128	107
	SPAIN	61.70	758	34,769	902
	TAIWAN (REP. OF CHINA)	75.35	72	3,303	80
	UNITED STATES OF AMERICA	4.22	156	7,156	184
846820	Other gas-operated machinery and apparatus for soldering, brazing or welding etc., gas-operated surface tempering machines and appliances	852,156.14	1,577,721	72,370,062	1,659,676
	AUSTRALIA	1.74	171	7,844	181
	GERMANY	1,309.14	5,036	231,001	5,191
	HONG KONG, CHINA	363,735.76	410,097	18,811,149	429,767
	INDONESIA	483.36	687	31,513	1,181
	ISRAEL	6.97	190	8,715	226
	ITALY	106.84	2,527	115,913	2,602
	JAPAN	55,272.03	330,812	15,174,347	360,785
	NORWAY	567.93	14,353	658,372	14,974
	PEOPLE'S REPUBLIC OF CHINA	297,813.90	476,591	21,861,229	494,026
	POLAND	1,018.60	18,369	842,586	19,121
	REPUBLIC OF KOREA	16,256.14	55,986	2,568,078	57,476
	SINGAPORE	35,166.89	54,179	2,485,191	58,337
	SPAIN	433.82	523	23,990	557
	TAIWAN (REP. OF CHINA)	73,933.55	80,254	3,681,251	85,881
	THAILAND	1,192.79	17,299	793,505	17,631
	UNITED STATES OF AMERICA	3,439.85	109,902	5,041,205	110,974
	VIETNAM	1,416.83	745	34,173	766
846880	Other machinery and apparatus for soldering, brazing or welding	216,150.09	1,339,500	61,442,866	1,392,512
	AUSTRALIA	17,737.78	212,025	9,725,587	218,006
	CZECH REPUBLIC (CZECHOSLOVAKIA)	63.44	8,964	411,179	10,253
	GERMANY	1,922.83	160,036	7,340,851	167,813
	HONG KONG, CHINA	3,210.31	17,385	797,450	17,897
	JAPAN	44,842.57	176,865	8,112,798	185,176
	MALAYSIA	927.33	3,121	143,160	3,229
	PEOPLE'S REPUBLIC OF CHINA	88,324.04	474,049	21,744,628	490,722
	POLAND	148.72	44,410	2,037,087	45,682
	REPUBLIC OF KOREA	53,806.27	77,888	3,572,723	80,710
	SINGAPORE	282.66	47,970	2,200,384	51,287
	SWEDEN	0.86	30	1,376	52
	SWITZERLAND	10.78	3,825	175,453	4,079
	TAIWAN (REP. OF CHINA)	2,837.54	27,501	1,261,471	30,190
	THAILAND	7.89	153	7,018	158
	UK OF GREAT BRITAIN AND N. IRELAND	20.81	58,854	2,699,633	58,897
	UNITED ARAB EMIRATES, N.E.S.	9.36	2,789	127,931	2,865
	UNITED STATES OF AMERICA	1,996.90	23,635	1,084,137	25,496
846890	Parts of machinery and apparatus for soldering, brazing or welding, whether or not capable of cutting; gas-operated surface tempering machines and appliances	472,843.94	2,442,210	112,024,173	2,594,537

TABLE 8 - Continued

PSC CODE	COMMODITY AND COUNTRY OF ORIGIN	GROSS WEIGHT (GK)	FOB VALUE		CIF
			DOLLARS	PESOS	DOLLARS
	AFGHANISTAN	10.15	3,669	168,297	3,837
	AUSTRALIA	1,876.30	5,342	245,038	5,527
	AUSTRIA	0.83	2,634	120,822	2,818
	CZECH REPUBLIC (CZECHOSLOVAKIA)	13.17	1,799	82,520	1,870
	DENMARK	9.46	7,338	336,594	8,410
	GERMANY	494.47	42,671	1,957,318	45,035
	HONG KONG, CHINA	31,875.73	59,366	2,723,119	63,435
	ITALY	332.23	48,127	2,207,585	50,917
	JAPAN	9,548.10	573,505	26,306,674	612,257
	MALAYSIA	4,833.93	14,438	662,271	15,170
	MEXICO	1.67	61	2,798	69
	NETHERLANDS	196.03	10,659	488,928	12,847
	NORWAY	325.31	8,179	375,171	8,544
	PAKISTAN, ISLAMIC REP. OF	306.57	303	13,899	324
	PEOPLE'S REPUBLIC OF CHINA	363,031.47	989,346	45,381,301	1,054,344
	POLAND	65.18	1,926	88,346	2,435
	REPUBLIC OF KOREA	8,023.21	261,945	12,015,417	271,570
	SAUDI ARABIA	3.96	34	1,560	43
	SINGAPORE	25,574.18	121,268	5,562,563	129,846
	SWITZERLAND	83.73	8,848	405,857	9,486
	TAIWAN (REP. OF CHINA)	14,212.92	55,658	2,553,033	58,867
	THAILAND	5,607.85	149,895	6,875,684	156,095
	TURKEY	11.08	228	10,458	357
	TURKS AND CAICOS ISLANDS	2.94	1,411	64,723	1,413
	UK OF GREAT BRITAIN AND N. IRELAND	27.64	2,872	131,739	3,027
	UNITED STATES OF AMERICA	6,361.48	69,661	3,195,350	74,922
	VIETNAM	14.35	1,027	47,108	1,072
8469	Typewriters other than printers of heading 84.71; word-processing machines.	22,434.63	300,673	13,791,870	308,921
846911	Word-processing machines	121.20	12,565	576,357	12,922
	REPUBLIC OF KOREA	121.20	12,565	576,357	12,922
846912	Automatic typewriters	8,122.69	134,435	6,166,533	137,454
	GERMANY	1.55	86	3,945	91
	HONG KONG, CHINA	321.51	12,643	579,934	13,133
	INDONESIA	2,843.78	66,859	3,066,822	68,864
	MALAYSIA	2,360.15	30,941	1,419,264	31,398
	PEOPLE'S REPUBLIC OF CHINA	2,527.70	23,804	1,091,889	23,860
	UNITED STATES OF AMERICA	68.00	102	4,679	108
846920	Electric typewriters	13,542.40	148,659	6,818,988	153,328
	HONG KONG, CHINA	4,220.34	22,492	1,031,708	23,545
	INDONESIA	826.13	16,666	764,469	17,685
	MALAYSIA	6,200.49	108,286	4,967,079	110,881
	PEOPLE'S REPUBLIC OF CHINA	2,295.44	1,215	55,732	1,217
846930	Non-electric typewriters	648.34	5,014	229,992	5,217
	BELGIUM	88.63	4,510	206,874	4,692
	HONG KONG, CHINA	559.71	504	23,118	525
8470	Calculating machines and pocket-size data recording, reproducing and displaying machines with calculating functions; accounting machines, postage-franking machines, ticket-issuing machines and similar machines, incorporating a calculating device; cash registers.	1,581,014.77	17,768,647	815,047,838	18,583,892
847010	Electronic calculators capable of operation without an external source of electric power and pocket-size data recording, reproducing and displaying machines with calculating functions	558,730.77	2,830,500	129,835,035	3,019,507
	FRANCE	4.01	196	8,991	210
	GERMANY	14.77	3,717	170,499	3,827
	GUATEMALA	1,756.95	528	24,219	606
	HONG KONG, CHINA	116,214.15	466,177	21,383,539	488,465
	JAPAN	416.66	28,780	1,320,139	29,529
	LIECHTENSTEIN	181.04	79,877	3,663,958	83,148
	MACAU	11.71	43	1,972	45
	MALAYSIA	1.74	107	4,908	120

TABLE 8 - Continued

PSCC CODE	COMMODITY AND COUNTRY OF ORIGIN	GROSS WEIGHT (GK)	FOB VALUE		CIF
			DOLLARS	PESOS	DOLLARS
	NORWAY	3.54	177	8,119	182
	PEOPLE'S REPUBLIC OF CHINA	432,083.32	2,205,665	101,173,854	2,366,309
	REPUBLIC OF KOREA	7.88	42	1,927	49
	SINGAPORE	4,877.29	11,304	518,514	11,506
	SWITZERLAND	5.52	993	45,549	1,061
	TAIWAN (REP. OF CHINA)	96.89	1,520	69,722	1,701
	UK OF GREAT BRITAIN AND N. IRELAND	146.88	3,037	139,307	3,151
	UNITED STATES OF AMERICA	2,908.42	28,337	1,299,818	29,598
847021	Electronic calculating machines incorporating a printing device	76,307.04	1,391,564	63,831,040	1,432,967
	HONG KONG, CHINA	7,193.75	12,436	570,439	13,235
	PEOPLE'S REPUBLIC OF CHINA	35,536.54	602,681	27,644,977	613,328
	REPUBLIC OF KOREA	33,576.75	776,447	35,615,624	806,404
847029	Electronic calculating machines not incorporating a printing device	136,856.55	870,121	39,912,451	883,725
	HONG KONG, CHINA	121,147.19	852,145	39,087,891	864,402
	INDIA	0.87	125	5,734	140
	JAPAN	85.25	1,048	48,072	1,229
	PEOPLE'S REPUBLIC OF CHINA	15,599.01	14,333	657,455	15,439
	UNITED STATES OF AMERICA	24.23	2,470	113,299	2,515
847030	Other calculating machines, n.e.s.	19,279.51	35,882	1,645,907	38,463
	HONG KONG, CHINA	1,170.07	14,265	654,336	14,681
	MALAYSIA	46.33	881	40,411	1,006
	PEOPLE'S REPUBLIC OF CHINA	18,055.78	19,521	895,428	21,484
	UNITED STATES OF AMERICA	7.33	1,215	55,732	1,292
847040	Accounting machines (including bookkeeping machines)	11,080.60	17,331	794,973	17,429
	PEOPLE'S REPUBLIC OF CHINA	10,981.14	8,598	394,390	8,614
	UNITED STATES OF AMERICA	99.46	8,733	400,583	8,815
847050	Cash registers	206,988.91	6,816,134	312,656,067	7,103,342
	GERMANY	2,325.40	74,590	3,421,443	91,612
	HONG KONG, CHINA	55,568.29	2,865,516	131,441,219	2,936,619
	INDONESIA	9,375.77	224,959	10,318,869	237,517
	JAPAN	2,942.37	115,923	5,317,388	120,431
	MALAYSIA	7,170.89	214,796	9,852,693	226,067
	PEOPLE'S REPUBLIC OF CHINA	95,164.77	1,783,447	81,806,714	1,893,533
	REPUBLIC OF KOREA	1,901.07	10,622	487,231	10,642
	SINGAPORE	19,006.64	394,564	18,098,651	409,805
	TAIWAN (REP. OF CHINA)	11,188.17	1,007,226	46,201,457	1,036,367
	UNITED STATES OF AMERICA	2,345.54	124,491	5,710,402	140,749
847090	Machines and other similar machines incorporating calculating device	571,771.39	5,807,115	266,372,365	6,088,459
	AUSTRALIA	1.74	87	3,991	100
	GERMANY	12.53	1,522	69,814	1,526
	HONG KONG, CHINA	9,204.80	293,482	13,462,020	302,011
	ISRAEL	360.23	7,135	327,282	8,975
	JAPAN	376.17	4,259	195,360	4,461
	MALAYSIA	12.63	953	43,714	1,007
	PEOPLE'S REPUBLIC OF CHINA	539,907.33	2,511,831	115,217,688	2,617,926
	REPUBLIC OF KOREA	2,014.39	185,803	8,522,783	193,049
	SINGAPORE	8,182.31	1,431,028	65,641,255	1,502,897
	TAIWAN (REP. OF CHINA)	8,226.87	1,061,522	48,692,014	1,105,863
	THAILAND	108.50	13,021	597,273	13,511
	TURKEY	26.11	4,286	196,599	5,016
	UNITED STATES OF AMERICA	3,336.91	291,957	13,392,068	331,882
	VIETNAM	0.87	229	10,504	235
8471	Automatic data processing machines and units thereof; magnetic or optical readers, machines for transcribing data onto data media in coded form and machines for processing such data, not elsewhere specified or included.	15,619,029.29	689,606,299	31,632,240,944	723,848,993
847110	Analog or hybrid automatic data processing machines	47,933.11	5,111,688	234,473,130	5,225,821

TABLE 8 - Continued

PSCC CODE	COMMODITY AND COUNTRY OF ORIGIN	GROSS WEIGHT (GK)	FOB VALUE		CIF
			DOLLARS	PESOS	DOLLARS
	AUSTRALIA	1,578.81	35,505	1,628,614	36,485
	DENMARK	35.22	6,303	289,119	6,476
	FRANCE	23.73	139	6,376	148
	GERMANY	17.53	7,399	339,392	7,664
	HONG KONG, CHINA	4,363.36	595,580	27,319,255	651,976
	INDIA	29.27	9,223	423,059	9,483
	JAPAN	407.80	257,612	11,816,662	264,860
	MALAYSIA	1,300.35	70,350	3,226,955	73,287
	MEXICO	34.40	3,173	145,546	3,260
	NETHERLANDS	137.04	15,006	688,325	15,207
	PEOPLE'S REPUBLIC OF CHINA	28,236.56	1,438,571	65,987,252	1,451,700
	PORTUGAL	366.27	6,494	297,880	6,545
	REPUBLIC OF KOREA	1,182.62	17,266	791,991	17,699
	SINGAPORE	9,180.93	2,529,674	116,036,146	2,558,184
	SPAIN	67.67	4,110	188,526	4,118
	SWEDEN	168.42	17,800	816,486	18,758
	TAIWAN (REP. OF CHINA)	356.76	8,034	368,520	8,364
	THAILAND	29.22	5,117	234,717	5,308
	UK OF GREAT BRITAIN AND N. IRELAND	164.00	26,246	1,203,904	26,876
	UNITED ARAB EMIRATES, N.E.S.	0.34	854	39,173	911
	UNITED STATES OF AMERICA	252.81	57,232	2,625,232	58,512
847130	Portable digital automatic data processing machines, weighing not more than 10kg, consisting of at least a central processing unit, a keyboard and a display	2,182,100.81	197,946,394	9,079,801,091	209,020,502
	AUSTRALIA	1,517.37	55,960	2,566,885	60,499
	AUSTRIA	0.87	1,981	90,868	2,232
	BELGIUM	12.30	3,237	148,481	3,444
	CANADA	53.11	9,812	450,077	10,181
	DENMARK	76.76	17,314	794,193	19,175
	EGYPT ARAB REPUBLIC	0.94	114	5,229	121
	FINLAND	11.31	6,978	320,081	7,224
	FRANCE	151.53	11,555	530,028	11,888
	GERMANY	1,163.53	103,481	4,746,673	110,539
	HONG KONG, CHINA	121,550.18	5,474,450	251,113,022	5,721,702
	HUNGARY	0.83	83	3,807	89
	INDIA	40.67	7,594	348,337	7,962
	INDONESIA	18.14	4,696	215,406	4,899
	IRELAND	98.55	20,958	961,343	22,413
	ISRAEL	10.10	546	25,045	586
	ITALY	50.97	17,588	806,762	18,099
	JAPAN	5,361.02	829,841	38,064,806	901,558
	MALAYSIA	183,448.40	21,025,007	964,417,071	22,437,236
	MYANMAR, UNION OF (BURMA)	15.67	20,699	949,463	21,381
	NETHERLANDS	119.17	53,871	2,471,062	58,439
	NEW ZEALAND	18.97	5,356	245,680	5,729
	NORWAY	49.95	4,015	184,168	4,379
	PEOPLE'S REPUBLIC OF CHINA	1,299,315.51	84,442,148	3,873,361,330	87,845,512
	PORTUGAL	381.62	8,786	403,014	10,842
	REPUBLIC OF KOREA	8,582.86	231,712	10,628,630	243,318
	SAUDI ARABIA	0.20	230	10,550	239
	SINGAPORE	451,067.39	65,356,258	2,997,891,554	68,047,374
	SOUTH AFRICA, REP. OF	2.84	798	36,604	821
	SWEDEN	71.61	10,961	502,781	11,638
	TAIWAN (REP. OF CHINA)	8,213.34	222,012	10,183,690	239,726
	THAILAND	1,151.66	14,487	664,518	15,096
	UK OF GREAT BRITAIN AND N. IRELAND	859.61	85,115	3,904,225	92,063
	UNITED ARAB EMIRATES, N.E.S.	155.74	9,039	414,619	9,641
	UNITED STATES OF AMERICA	9,113.45	725,670	33,286,483	758,383
	VIETNAM	89,414.64	19,164,042	879,054,606	22,316,074
847141	Other digital automatic data processing machines, comprising in the same housing at least a central processing unit and an input and output unit, whether or not combined	474,069.91	18,217,190	835,622,503	19,009,818
	AUSTRALIA	9,658.76	101,393	4,650,897	105,716
	AUSTRIA	31.54	1,260	57,796	1,306
	CANADA	382.72	14,929	684,793	16,515
	CZECH REPUBLIC (CZECHOSLOVAKIA)	954.15	122,936	5,639,074	131,518
	DENMARK	269.08	37,221	1,707,327	38,411
	FINLAND	129.11	1,425	65,365	1,522
	FRANCE	23.27	3,618	165,958	3,753
	GERMANY	321.97	20,634	946,481	22,418

TABLE 8 - Continued

PSCC CODE	COMMODITY AND COUNTRY OF ORIGIN	GROSS WEIGHT (GK)	FOB VALUE		CIF DOLLARS
			DOLLARS	PESOS	
	HONG KONG, CHINA	37,765.96	1,224,296	56,158,458	1,274,381
	INDIA	55.38	2,955	135,546	3,043
	ITALY	6.21	7,974	365,767	8,199
	JAPAN	17,078.93	606,032	27,798,688	647,846
	MACAU	1,538.46	10,518	482,461	10,628
	MALAYSIA	56,668.79	2,528,896	116,000,459	2,624,420
	MEXICO	17.91	1,687	77,383	1,694
	NETHERLANDS	42.67	4,298	197,149	4,758
	NORWAY	21.49	2,335	107,106	2,342
	PEOPLE'S REPUBLIC OF CHINA	160,515.32	3,795,525	174,100,732	4,025,649
	REPUBLIC OF KOREA	3,234.07	22,762	1,044,093	24,363
	SAUDI ARABIA	7.35	147	6,743	172
	SINGAPORE	176,130.84	8,130,421	372,942,411	8,446,410
	SLOVENIA	31.08	26,540	1,217,390	27,627
	SPAIN	347.73	2,827	129,674	3,001
	SWEDEN	30.18	355	16,284	365
	SWITZERLAND	399.20	28,890	1,325,184	29,024
	TAIWAN (REP. OF CHINA)	3,850.46	291,073	13,351,518	298,433
	THAILAND	136.33	5,801	266,092	5,960
	UK OF GREAT BRITAIN AND N. IRELAND	250.43	8,268	379,253	8,622
	UNITED ARAB EMIRATES, N.E.S.	67.68	501	22,981	519
	UNITED STATES OF AMERICA	4,088.15	1,208,780	55,446,738	1,238,306
	VIETNAM	14.69	2,893	132,702	2,897
847149	Digital automatic data processing machines, presented in the form of systems	486,616.51	23,038,136	1,056,759,298	24,089,265
	AUSTRALIA	4,666.27	92,303	4,233,939	94,991
	AUSTRIA	47.24	9,374	429,985	11,516
	CANADA	143.53	41,407	1,899,339	44,202
	DENMARK	761.93	18,469	847,173	23,047
	FINLAND	163.65	25,599	1,174,226	25,669
	FRANCE	146.56	59,322	2,721,100	61,686
	GERMANY	1,540.67	140,268	6,434,093	153,231
	HONG KONG, CHINA	5,012.48	563,515	25,848,433	583,667
	INDIA	263.55	55,960	2,566,885	59,362
	ISRAEL	411.08	277,286	12,719,109	282,628
	ITALY	16.70	1,294	59,356	1,356
	JAPAN	1,094.33	187,975	8,622,413	202,443
	MALAYSIA	72,377.33	5,426,718	248,923,554	5,662,283
	MEXICO	16.07	5,156	236,506	5,544
	NETHERLANDS	1,093.17	132,619	6,083,234	141,965
	PEOPLE'S REPUBLIC OF CHINA	241,457.83	7,312,677	335,432,494	7,645,248
	REPUBLIC OF KOREA	1,293.97	242,928	11,143,108	257,360
	SINGAPORE	141,705.64	6,573,108	301,508,464	6,864,868
	TAIWAN (REP. OF CHINA)	1,001.67	135,852	6,231,531	143,368
	THAILAND	156.16	13,271	608,741	13,663
	UK OF GREAT BRITAIN AND N. IRELAND	329.89	33,323	1,528,526	34,266
	UNITED STATES OF AMERICA	12,916.79	1,689,712	77,507,089	1,776,902
847150	Digital processing units other than those of subheadings 8471.41 and 8471.49, whether or not containing in the same housing one or two of the following types of unit: storage units, input units, output units	1,097,098.59	100,522,852	4,610,983,224	104,385,167
	AUSTRALIA	640.17	61,533	2,822,519	64,771
	AUSTRIA	716.31	239,314	10,977,333	253,754
	BANGLADESH	20.57	1,456	66,787	1,459
	BELGIUM	259.69	29,224	1,340,505	30,796
	CANADA	1,040.97	317,056	14,543,359	336,739
	CHILE	29.28	5,342	245,038	5,512
	CROATIA	204.12	67,194	3,082,189	67,277
	CZECH REPUBLIC (CZECHOSLOVAKIA)	52.34	46,408	2,128,735	47,238
	DEMOCRATIC PEOPLE'S REP. OF KOREA	76.13	14,093	646,446	14,157
	DENMARK	179.55	19,290	884,832	20,714
	FRANCE	337.32	85,843	3,937,619	89,014
	GERMANY	4,365.85	964,645	44,248,266	1,000,441
	HONG KONG, CHINA	60,462.96	1,357,961	62,289,671	1,474,646
	HUNGARY	198.20	21,383	980,838	22,010
	INDIA	913.34	89,423	4,101,833	89,681
	INDONESIA	47.46	5,891	270,220	5,926
	IRELAND	830.42	271,622	12,459,301	293,615
	ISRAEL	346.59	45,787	2,100,249	47,503
	ITALY	35.77	8,587	393,886	8,815

TABLE 8 - *Continued*

PSCC CODE	COMMODITY AND COUNTRY OF ORIGIN	GROSS WEIGHT (GK)	FOB VALUE		CIF DOLLARS
			DOLLARS	PESOS	
	JAPAN	14,937.63	3,019,599	138,509,006	3,204,862
	MALAYSIA	38,780.36	2,732,651	125,346,702	2,830,266
	MEXICO	1,873.99	808,306	37,076,996	848,347
	NETHERLANDS	778.81	210,241	9,643,755	221,477
	NEW ZEALAND	222.70	20,324	932,262	20,797
	NORWAY	159.45	7,827	359,024	8,048
	PEOPLE'S REPUBLIC OF CHINA	179,341.56	7,865,621	360,796,036	8,283,208
	REPUBLIC OF KOREA	5,174.77	153,973	7,062,742	158,879
	SINGAPORE	720,477.27	70,522,760	3,234,879,001	72,920,334
	SPAIN	96.45	66,177	3,035,539	67,079
	SWEDEN	0.79	93	4,266	110
	SWITZERLAND	9.65	814	37,338	868
	TAIWAN (REP. OF CHINA)	16,491.21	384,260	17,626,006	407,614
	THAILAND	3,391.76	309,171	14,181,674	324,393
	UK OF GREAT BRITAIN AND N. IRELAND	522.33	32,879	1,508,160	35,983
	UNITED ARAB EMIRATES, N.E.S.	547.79	77,699	3,564,053	90,306
	UNITED STATES OF AMERICA	43,449.19	10,652,779	488,642,973	11,082,444
	VIETNAM	85.84	5,626	258,065	6,084
847160	Input or output units, whether or not containing storage units in the same housing	6,794,791.39	119,680,622	5,489,750,129	124,737,660
	AUSTRALIA	4,530.94	38,003	1,743,199	40,459
	BELGIUM	19,391.48	43,136	1,978,648	43,427
	BOUVET ISLAND	271.25	186	8,532	194
	CANADA	57,146.08	202,465	9,287,070	212,602
	CYPRUS	225.70	1,994	91,465	2,141
	CZECH REPUBLIC (CZECHOSLOVAKIA)	9,667.08	332,913	15,270,719	342,304
	DEMOCRATIC PEOPLE'S REP. OF KOREA	6,101.52	19,021	872,493	19,138
	DENMARK	444.28	21,279	976,067	22,622
	EGYPT ARAB REPUBLIC	0.97	118	5,413	125
	FINLAND	294.34	3,246	148,894	3,465
	FRANCE	13,778.24	58,310	2,674,679	60,093
	GERMANY	45,757.47	276,738	12,693,971	291,220
	GREECE	205.91	2,645	121,326	2,753
	GUAM	28.62	468	21,467	499
	HONG KONG, CHINA	909,806.02	10,865,708	498,410,025	11,374,698
	HUNGARY	133.17	17,911	821,578	19,038
	INDIA	431.34	15,401	706,445	15,566
	INDONESIA	377,656.96	9,017,212	413,619,514	9,236,882
	IRELAND	8,936.80	2,684,533	123,139,528	2,763,870
	ISRAEL	3,482.81	1,596,382	73,226,042	1,641,411
	ITALY	105,370.56	152,447	6,992,744	157,023
	JAPAN	378,600.85	5,617,514	257,675,367	5,921,234
	LUXEMBOURG	34.69	2,231	102,336	2,379
	MACAU	120.64	13,225	606,631	14,929
	MALAYSIA	117,160.41	4,787,913	219,621,569	4,921,296
	MEXICO	623.49	39,311	1,803,195	40,878
	NETHERLANDS	476.27	17,340	795,386	19,216
	NEW ZEALAND	455.59	3,243	148,756	3,620
	NORWAY	25.87	1,270	58,255	1,306
	PEOPLE'S REPUBLIC OF CHINA	2,429,962.00	30,161,839	1,383,523,554	31,739,853
	REPUBLIC OF KOREA	184,234.28	2,771,505	127,128,934	2,861,272
	ROMANIA	177.84	9,307	426,912	11,108
	SAUDI ARABIA	63.31	5,504	252,468	5,524
	SIERRA LEONE	433.33	8,082	370,721	8,312
	SINGAPORE	1,190,807.42	41,661,178	1,910,998,234	43,087,606
	SPAIN	35,674.01	97,805	4,486,316	106,843
	SWEDEN	21,403.72	96,624	4,432,143	98,385
	SWITZERLAND	1,425.41	141,539	6,492,394	146,873
	TAIWAN (REP. OF CHINA)	178,243.17	1,474,140	67,618,803	1,532,024
	THAILAND	71,538.51	1,366,854	62,697,594	1,434,262
	TOGO	13.29	108	4,954	115
	UK OF GREAT BRITAIN AND N. IRELAND	52,376.71	278,237	12,762,732	288,605
	UNITED ARAB EMIRATES, N.E.S.	361.62	10,428	478,332	11,116
	UNITED STATES OF AMERICA	119,376.23	1,394,808	63,979,843	1,491,494
	VIETNAM	447,541.19	4,370,501	200,474,881	4,739,880
847170	Storage units	834,226.76	69,780,681	3,200,839,838	75,469,171
	AUSTRALIA	814.04	242,909	11,142,235	259,089
	AUSTRIA	30.02	1,152	52,842	1,274
	CANADA	363.79	102,109	4,683,740	105,030
	CENTRAL AFRICAN REPUBLIC	0.78	14,392	660,161	14,982

TABLE 8 - Continued

PSCC CODE	COMMODITY AND COUNTRY OF ORIGIN	GROSS WEIGHT (GK)	FOB VALUE		CIF DOLLARS
			DOLLARS	PESOS	
	CZECH REPUBLIC (CZECHOSLOVAKIA)	185.42	42,598	1,953,970	45,207
	DENMARK	88.72	14,841	680,757	15,821
	FRANCE	160.35	19,163	879,007	20,036
	GERMANY	12,570.54	2,959,045	135,731,394	3,170,624
	HONG KONG, CHINA	190,156.01	2,748,200	126,059,935	2,856,343
	HUNGARY	56.98	10,499	481,589	11,533
	INDIA	1,453.73	178,178	8,173,025	185,140
	INDONESIA	143.19	418	19,174	465
	IRELAND	9,488.85	3,483,882	159,805,667	3,675,937
	ISRAEL	8.88	24,425	1,120,375	24,514
	ITALY	38.23	4,700	215,589	4,900
	JAPAN	168,944.31	30,696,027	1,408,026,759	33,984,109
	MACAU	2.20	2,012	92,290	2,104
	MALAYSIA	7,632.27	1,255,867	57,606,620	1,328,848
	MEXICO	3,859.97	929,701	42,645,384	981,799
	NETHERLANDS	490.09	117,282	5,379,726	121,409
	NEW ZEALAND	2.99	746	34,219	816
	NORWAY	17.07	1,741	79,859	1,812
	PEOPLE'S REPUBLIC OF CHINA	256,526.13	6,700,932	307,371,751	7,304,156
	REPUBLIC OF KOREA	21,897.33	183,707	8,426,640	192,827
	ROMANIA	73.04	27,937	1,281,470	29,512
	SINGAPORE	83,434.53	9,384,700	430,476,189	9,742,706
	SOUTH AFRICA, REP. OF	0.39	45	2,064	47
	SPAIN	52.03	2,648	121,464	2,821
	SWEDEN	81.29	7,966	365,400	8,443
	SWITZERLAND	13.74	4,370	200,452	4,450
	TAIWAN (REP. OF CHINA)	36,400.27	1,133,461	51,991,856	1,231,202
	THAILAND	11,682.05	3,555,230	163,078,400	3,762,235
	UK OF GREAT BRITAIN AND N. IRELAND	398.34	32,038	1,469,584	34,550
	UNITED ARAB EMIRATES, N.E.S.	125.82	36,594	1,678,567	44,272
	UNITED STATES OF AMERICA	26,663.82	5,830,378	267,439,438	6,267,597
	VIETNAM	369.55	30,788	1,412,246	32,561
847180	Other units of automatic data processing machines	1,695,362.36	102,304,904	4,692,725,953	105,729,982
	AFGHANISTAN	50.53	1,188	54,494	1,222
	AUSTRALIA	446.00	45,425	2,083,644	48,958
	BELGIUM	688.57	153,206	7,027,559	161,435
	BRAZIL	1,961.36	1,370	62,842	1,426
	CANADA	350.44	201,111	9,224,962	208,325
	CZECH REPUBLIC (CZECHOSLOVAKIA)	215.27	38,952	1,786,729	41,970
	DENMARK	192.63	40,577	1,861,268	41,498
	FINLAND	2,221.45	686,097	31,471,270	711,150
	FRANCE	249.80	93,939	4,308,982	97,339
	GERMANY	3,047.65	325,269	14,920,091	339,054
	HONG KONG, CHINA	666,520.90	38,206,553	1,752,534,587	39,423,659
	HUNGARY	7,413.86	472,481	21,672,703	502,804
	INDIA	136.36	16,472	755,571	17,183
	INDONESIA	69,192.03	1,634,246	74,962,864	1,748,277
	IRELAND	1,503.69	572,476	26,259,474	601,274
	ISRAEL	262.75	36,131	1,657,330	38,097
	ITALY	91.99	21,348	979,234	22,404
	JAPAN	24,874.94	1,631,403	74,832,454	1,711,384
	LATVIA (LATVIAN SOVIET SOCIALIST REP.)	571.38	63,079	2,893,434	65,832
	MACAU	88.45	247	11,330	256
	MALAYSIA	6,780.36	1,618,849	74,256,604	1,677,259
	MEXICO	1,720.92	1,156,836	53,064,067	1,218,401
	NETHERLANDS	1,352.82	437,384	20,062,804	455,616
	NORWAY	4.49	220	10,091	227
	PAKISTAN, ISLAMIC REP. OF	32.45	803	36,834	948
	PEOPLE'S REPUBLIC OF CHINA	560,797.49	30,686,244	1,407,578,012	31,436,130
	POLAND	373.15	88,289	4,049,816	95,229
	REPUBLIC OF KOREA	8,064.54	556,117	25,509,087	574,278
	ROMANIA	241.53	10,638	487,965	11,366
	RUSSIAN FEDERATION	0.83	30	1,376	34
	SINGAPORE	267,312.76	17,924,249	822,185,302	18,654,709
	SWEDEN	3,400.16	83,501	3,830,191	84,309
	SWITZERLAND	165.28	41,596	1,908,009	43,201
	TAIWAN (REP. OF CHINA)	44,905.89	928,443	42,587,679	962,608
	THAILAND	1,819.93	241,070	11,057,881	251,471
	TURKEY	28.07	2,792	128,069	2,868
	UK OF GREAT BRITAIN AND N. IRELAND	566.04	123,082	5,645,772	130,553
	UNITED ARAB EMIRATES, N.E.S.	457.05	13,770	631,630	15,787
	UNITED STATES OF AMERICA	17,253.89	4,148,335	190,284,127	4,330,236

TABLE 8 - *Continued*

PSCC CODE	COMMODITY AND COUNTRY OF ORIGIN	GROSS WEIGHT (GK)	FOB VALUE		CIF DOLLARS
			DOLLARS	PESOS	
	VIETNAM	4.66	1,086	49,815	1,205
847190	Other data processing equipments, n.e.s.	2,006,829.85	53,003,832	2,431,285,778	56,181,607
	AUSTRALIA	954.59	58,271	2,672,891	61,161
	AUSTRIA	105.30	23,905	1,096,523	25,657
	BELGIUM	101.65	33,890	1,554,534	35,942
	BRAZIL	27.08	1,479	67,842	1,868
	CANADA	408.80	85,332	3,914,179	95,477
	CZECH REPUBLIC (CZECHOSLOVAKIA)	9.49	3,031	139,032	3,155
	DENMARK	1,001.23	83,744	3,841,337	90,482
	FINLAND	741.58	19,599	899,006	20,650
	FRANCE	345.90	122,096	5,600,543	127,121
	GERMANY	10,427.76	663,935	30,454,699	705,513
	GREECE	1,088.17	21,065	966,252	21,758
	HONG KONG, CHINA	66,553.73	4,783,074	219,399,604	4,981,409
	HUNGARY	1.83	6,024	276,321	6,326
	INDIA	119.08	5,660	259,624	6,000
	INDONESIA	149.08	34,973	1,604,212	37,344
	IRELAND	9,349.60	2,205,518	101,167,111	2,377,026
	ISRAEL	33.71	13,022	597,319	13,712
	ITALY	330.05	37,336	1,712,602	39,706
	JAPAN	98,285.83	3,940,380	180,745,232	4,629,637
	MALAYSIA	60,621.82	6,625,221	303,898,887	6,866,881
	MALTA	20.23	611	28,027	635
	MEXICO	3,165.04	1,623,839	74,485,495	1,702,442
	MYANMAR, UNION OF (BURMA)	3.34	167	7,660	196
	NETHERLANDS	880.22	129,252	5,928,790	137,642
	NORWAY	8.16	401	18,394	412
	PEOPLE'S REPUBLIC OF CHINA	1,443,467.75	7,834,127	359,351,407	8,261,894
	POLAND	29.94	9,586	439,710	10,024
	REPUBLIC OF KOREA	16,176.44	1,026,144	47,069,225	1,063,952
	RUSSIAN FEDERATION	4.90	2,151	98,666	2,210
	SINGAPORE	188,876.97	10,820,525	496,337,481	11,393,923
	SLOVENIA	383.12	2,889,163	132,525,907	3,086,835
	SPAIN	3,717.05	71,261	3,268,742	76,074
	SWEDEN	0.89	1,399	64,172	1,438
	SWITZERLAND	122.64	37,172	1,705,079	38,849
	TAIWAN (REP. OF CHINA)	64,751.77	5,879,387	269,687,482	6,158,790
	THAILAND	1,291.14	195,322	8,959,420	205,381
	UK OF GREAT BRITAIN AND N. IRELAND	210.91	107,006	4,908,365	112,514
	UNITED ARAB EMIRATES, N.E.S.	77.84	18,833	863,870	20,334
	UNITED STATES OF AMERICA	14,011.00	3,117,356	142,993,120	3,264,584
	VIETNAM	18,974.22	472,575	21,677,016	496,653
8472	Other office machines (for example, hectograph or stencil duplicating machines, addressing machines, automatic banknote dispensers, coin-sorting machines, coin-counting or wrapping machines, pencil-sharpening machines, perforating or stapling machines).	3,278,565.29	30,652,517	1,406,030,953	31,970,071
847210	Duplicating machines	200,060.00	849,422	38,962,989	862,255
	AUSTRALIA	32,584.57	31,564	1,447,841	33,070
	HONG KONG, CHINA	11,908.88	10,354	474,938	10,651
	IRELAND	24,832.79	27,050	1,240,784	27,813
	JAPAN	19,868.95	416,065	19,084,902	422,698
	PEOPLE'S REPUBLIC OF CHINA	27,597.55	261,701	12,004,225	263,856
	REPUBLIC OF KOREA	12,498.27	10,730	492,185	10,792
	SINGAPORE	70,690.67	80,402	3,688,040	80,793
	UNITED STATES OF AMERICA	78.32	11,556	530,074	12,582
847220	Addressing machines and address plate embossing machines	412,847.07	2,727,611	125,115,518	2,792,389
	AUSTRALIA	495.34	999	45,824	1,068
	DENMARK	52.73	24,663	1,131,292	25,341
	GERMANY	18,037.90	87,813	4,027,982	89,640
	HONG KONG, CHINA	15,420.55	130,779	5,998,833	133,600
	INDIA	5,265.95	19,139	877,906	19,383
	ITALY	10,517.79	20,253	929,005	20,633
	JAPAN	5,542.29	230,739	10,583,998	231,900
	MALAYSIA	12,752.47	7,726	354,392	7,949
	PEOPLE'S REPUBLIC OF CHINA	287,130.61	926,120	42,481,125	949,842
	REPUBLIC OF KOREA	3,433.62	122,639	5,625,451	127,072

TABLE 8 - Continued

PSCC CODE	COMMODITY AND COUNTRY OF ORIGIN	GROSS WEIGHT (GK)	FOB VALUE		CIF DOLLARS
			DOLLARS	PESOS	
	RUSSIAN FEDERATION	435.16	51,087	2,343,361	51,482
	SINGAPORE	31,042.56	859,157	39,409,531	880,662
	SWEDEN	158.83	203	9,312	217
	TAIWAN (REP. OF CHINA)	19,430.28	208,312	9,555,271	214,087
	THAILAND	21.46	1,899	87,107	2,255
	UK OF GREAT BRITAIN AND N. IRELAND	1,163.04	7,721	354,163	7,756
	UNITED STATES OF AMERICA	1,946.49	28,362	1,300,965	29,502
847230	Machines for sorting or folding mail or for inserting mail in envelopes or bands, machines for opening, closing or sealing mail and machines for affixing or cancelling postage stamps	15,180.21	414,828	19,028,158	484,585
	JAPAN	0.70	81	3,715	84
	PEOPLE'S REPUBLIC OF CHINA	13,413.32	34,158	1,566,827	35,579
	REPUBLIC OF KOREA	115.85	215	9,862	254
	SINGAPORE	21.67	305	13,990	346
	TAIWAN (REP. OF CHINA)	160.02	59	2,706	70
	UNITED STATES OF AMERICA	1,468.65	380,010	17,431,058	448,252
847290	Other office machines, n.e.s.	2,650,478.01	26,660,656	1,222,924,288	27,830,842
	AUSTRALIA	1,565.00	1,565	71,787	1,871
	BELGIUM	446.60	10,731	492,231	11,176
	BRAZIL	237.04	165	7,569	172
	CANADA	1,454.13	590,483	27,085,455	604,177
	FRANCE	286.08	19,828	909,510	21,813
	GERMANY	16,503.69	156,714	7,188,471	169,536
	HONG KONG, CHINA	40,464.13	454,387	20,842,732	476,895
	INDIA	372,015.63	3,918,456	179,739,577	4,095,144
	INDONESIA	969.53	11,614	532,734	11,933
	IRELAND	1,591.86	101,063	4,635,760	105,997
	ITALY	6,402.75	40,547	1,859,891	45,176
	JAPAN	12,180.49	464,092	21,287,899	467,119
	MACAU	25.03	4,398	201,736	4,598
	MALAYSIA	11,397.04	51,927	2,381,891	55,480
	PEOPLE'S REPUBLIC OF CHINA	2,076,029.34	19,201,653	880,779,822	20,053,225
	REPUBLIC OF KOREA	17,225.15	191,652	8,791,077	197,659
	ROMANIA	117.48	1,039	47,659	1,110
	SINGAPORE	9,999.64	460,169	21,107,952	475,985
	SWEDEN	665.22	5,945	272,697	6,316
	TAIWAN (REP. OF CHINA)	48,703.22	90,223	4,138,529	95,779
	THAILAND	17,789.13	213,029	9,771,640	226,270
	UK OF GREAT BRITAIN AND N. IRELAND	961.60	22,927	1,051,661	23,697
	UNITED STATES OF AMERICA	13,448.23	648,049	29,726,008	679,714
8473	Parts and accessories (other than covers, carrying cases and the like) suitable for use solely or principally with machines of headings 84.69 to 84.72.	22,579,760.28	1,338,280,633	61,386,932,630	1,427,454,018
847310	Parts and accessories of the machines of heading No. 84.69	290,860.88	1,978,394	90,748,931	2,103,664
	FRANCE	14,440.19	54,077	2,480,512	57,777
	GERMANY	25.63	5,433	249,212	5,664
	HONG KONG, CHINA	16,452.82	74,498	3,417,223	78,504
	INDONESIA	66.83	1,838	84,309	1,891
	JAPAN	181.12	30,090	1,380,228	32,469
	MALAYSIA	1,775.71	34,701	1,591,735	35,627
	PEOPLE'S REPUBLIC OF CHINA	211,864.88	619,451	28,414,217	634,543
	REPUBLIC OF KOREA	7,476.62	152,469	6,993,753	162,814
	SINGAPORE	404.96	21,264	975,380	23,841
	SLOVENIA	7.76	7,092	325,310	7,288
	TAIWAN (REP. OF CHINA)	7,542.14	122,243	5,607,286	142,533
	THAILAND	27,082.91	835,247	38,312,779	900,067
	UNITED STATES OF AMERICA	3,539.31	19,991	916,987	20,646
847321	Parts and accessories of the electronic calculating machines of subheading No. 8470.10, 8470.21 or 8470.29	389,533.28	3,487,553	159,974,055	3,819,033
	HONG KONG, CHINA	4,851.04	724,952	33,253,548	770,797
	HUNGARY	642.57	2,359	108,207	2,365
	IRELAND	156.70	18,830	863,732	19,030
	JAPAN	2,138.34	166,345	7,630,245	179,971
	MALAYSIA	9.99	3,080	141,280	3,290
	PEOPLE'S REPUBLIC OF CHINA	381,006.72	2,532,745	116,177,013	2,801,170

TABLE 8 - Continued

PSCC CODE	COMMODITY AND COUNTRY OF ORIGIN	GROSS WEIGHT (GK)	FOB VALUE		CIF
			DOLLARS	PESOS	DOLLARS
	REPUBLIC OF KOREA	12.64	3,876	177,792	4,117
	SINGAPORE	19.20	3,982	182,654	4,292
	UNITED STATES OF AMERICA	696.08	31,384	1,439,584	34,001
847329	Other parts and accessories of the machines of heading No. 84.70				
		240,320.26	5,173,713	237,318,216	5,455,942
	AUSTRALIA	17.67	2,399	110,042	2,466
	GERMANY	2,334.14	35,216	1,615,358	37,868
	HONG KONG, CHINA	9,022.33	337,476	15,480,024	357,603
	INDONESIA	486.02	3,550	162,839	3,727
	JAPAN	15,492.76	918,294	42,122,146	980,142
	KENYA	51.07	284	13,027	338
	MALAYSIA	1,287.36	55,069	2,526,015	61,459
	NETHERLANDS	30.52	1,640	75,227	2,184
	PEOPLE'S REPUBLIC OF CHINA	115,760.61	747,125	34,270,624	797,744
	REPUBLIC OF KOREA	2,191.63	2,622	120,271	2,784
	SINGAPORE	57,952.83	359,624	16,495,953	388,487
	TAIWAN (REP. OF CHINA)	4,871.97	285,088	13,076,987	292,761
	THAILAND	131.89	10,828	496,680	12,194
	UNITED STATES OF AMERICA	30,689.46	2,414,498	110,753,023	2,516,185
847330	Parts and accessories of the machines of heading No. 84.71				
		19,939,746.81	1,260,144,123	57,802,810,920	1,343,319,169
	AFGHANISTAN	13.11	83	3,807	94
	ALBANIA	5.84	5,838	267,789	6,246
	ANDORRA	0.02	78	3,578	81
	ANTIGUA AND BARBUDA	13.92	23,823	1,092,761	24,477
	AUSTRALIA	59,497.13	9,150,508	419,733,802	9,401,039
	AUSTRIA	4,636.43	150,956	6,924,352	158,907
	BELGIUM	5,006.40	857,938	39,353,615	884,648
	BRAZIL	66.48	16,701	766,075	18,954
	BRUNEI DARUSSALAM	17.49	1,547	70,961	1,803
	BULGARIA	7.89	2,376	108,987	2,443
	CAMBODIA (DEMOCRATIC KAMPUCHEA)	66.55	6,339	290,770	6,591
	CANADA	1,463.98	453,830	20,817,182	480,568
	CHILE	32.64	642	29,449	668
	COLOMBIA	192.85	4,037	185,177	4,617
	COSTA RICA	12.22	918	42,109	1,073
	COTE D'IVOIRE (IVORY COAST)	1.95	1,203	55,182	1,223
	CZECH REPUBLIC (CZECHOSLOVAKIA)	19,899.72	1,778,870	81,596,767	1,841,056
	DENMARK	783.63	82,697	3,793,311	85,886
	EGYPT ARAB REPUBLIC	9.17	417	19,128	469
	FINLAND	76,839.83	7,356,020	337,420,638	7,524,547
	FRANCE	14,571.77	681,589	31,264,488	717,372
	GERMANY	44,997.05	7,241,651	332,174,531	7,658,244
	GHANA	408.03	4,059	186,186	4,174
	GREECE	2,609.38	114,637	5,258,399	122,481
	GUAM	1,152.50	6,932	317,971	7,124
	HONG KONG, CHINA	3,103,162.84	187,588,365	8,604,678,302	196,206,065
	HUNGARY	1,125.89	136,638	6,267,585	148,141
	INDIA	9,139.15	193,587	8,879,835	207,128
	INDONESIA	112,261.67	14,495,826	664,923,539	16,057,065
	IRAQ	201.00	9,231	423,426	9,768
	IRELAND	12,082.94	3,715,039	170,408,838	3,936,900
	ISRAEL	22,407.19	9,024,171	413,938,724	9,253,038
	ITALY	8,166.24	302,981	13,897,739	320,584
	JAMAICA (EXCLUDES CAYMAN IS., TURKS, CAICOS)	0.23	43	1,972	47
	JAPAN	2,562,630.83	275,809,259	12,651,370,710	297,854,594
	KENYA	82.69	40,365	1,851,542	42,949
	LATVIA (LATVIAN SOVIET SOCIALIST REP.)	1.14	213	9,770	239
	LIECHTENSTEIN	726.31	294,385	13,503,440	315,868
	LUXEMBOURG	68.30	9,620	441,269	10,278
	MACAU	661.66	55,326	2,537,804	57,890
	MALAYSIA	440,490.31	29,916,351	1,372,263,020	31,623,852
	MALTA	5.01	518	23,761	600
	MEXICO	6,653.52	3,186,523	146,165,810	3,433,301
	NEPAL	5.24	96	4,404	173
	NETHERLANDS	34,648.39	1,453,104	66,653,881	1,562,524
	NEW ZEALAND	897.39	30,934	1,418,943	32,728
	NIGERIA	92.42	1,561	71,603	1,613
	NORWAY	58.67	21,588	990,242	22,153
	PAKISTAN, ISLAMIC REP. OF	22.83	592	27,155	655
	PEOPLE'S REPUBLIC OF CHINA	8,056,367.17	231,693,248	10,627,769,286	246,645,259

TABLE 8 - Continued

PSCC CODE	COMMODITY AND COUNTRY OF ORIGIN	GROSS WEIGHT (GK)	FOB VALUE		CIF
			DOLLARS	PESOS	DOLLARS
	POLAND	2,122.35	105,576	4,842,771	113,704
	PORTUGAL	2,736.65	66,310	3,041,640	84,071
	PUERTO RICO	34.97	10,890	499,524	11,394
	QATAR	0.87	357	16,376	402
	REPUBLIC OF KOREA	1,046,886.55	51,281,223	2,352,269,698	55,393,599
	ROMANIA	64.61	22,431	1,028,911	23,639
	RUSSIAN FEDERATION	2.57	1,185	54,356	1,341
	SAUDI ARABIA	14.16	1,987	91,143	2,053
	SENEGAL	6.09	320	14,678	350
	SIERRA LEONE	34.43	876	40,182	902
	SINGAPORE	2,048,081.66	259,306,498	11,894,389,063	276,865,736
	SLOVENIA	51.77	1,579	72,429	2,107
	SPAIN	7,114.25	207,582	9,521,787	220,073
	SRI LANKA (CEYLON)	11.66	777	35,641	809
	SWAZILAND	2.61	1,906	87,428	2,020
	SWEDEN	91,535.22	6,168,040	282,927,994	6,271,614
	SWITZERLAND	405.49	183,777	8,429,851	196,838
	TAIWAN (REP. OF CHINA)	557,430.65	33,554,564	1,539,147,851	35,471,342
	THAILAND	1,088,091.81	85,719,136	3,931,936,769	91,032,501
	TURKEY	1,159.57	12,658	580,622	13,720
	UK OF GREAT BRITAIN AND N. IRELAND	4,972.23	1,113,941	51,096,473	1,172,177
	UNITED ARAB EMIRATES, N.E.S.	582.30	138,407	6,348,729	144,481
	UNITED STATES OF AMERICA	315,266.27	27,216,663	1,248,428,331	29,338,331
	VIETNAM	168,410.99	9,060,429	415,601,879	10,212,776
	VIRGIN ISLANDS (BRITISH)	462.07	43,758	2,007,179	44,992
847340	Parts and accessories of the machines of heading No. 84.72	1,518,882.13	57,324,910	2,629,493,621	62,151,894
	AUSTRALIA	4.28	426	19,541	475
	AUSTRIA	510.26	12,736	584,200	13,588
	BELGIUM	686.55	477,470	21,901,549	486,572
	CANADA	374.27	18,079	829,283	21,904
	DENMARK	3.59	1,206	55,319	1,269
	FINLAND	0.83	469	21,513	513
	GERMANY	1,552.86	289,441	13,276,659	291,810
	HONG KONG, CHINA	333,835.30	11,123,294	510,225,496	11,999,204
	HUNGARY	126.26	3,575	163,985	4,358
	INDIA	622.65	46,001	2,110,066	48,834
	INDONESIA	10,247.95	217,129	9,959,708	228,669
	IRELAND	678.64	93,132	4,271,965	111,361
	ITALY	467.60	8,430	386,684	9,409
	JAPAN	839,199.67	40,186,343	1,843,347,553	43,706,310
	KUWAIT	1.03	282	12,935	331
	MACAU	8.70	2,609	119,675	2,954
	MALAYSIA	16,804.98	437,031	20,046,612	468,323
	NETHERLANDS	281.04	45,199	2,073,278	51,528
	NEW ZEALAND	8.81	1,672	76,694	1,841
	PEOPLE'S REPUBLIC OF CHINA	203,491.41	1,400,280	64,230,844	1,526,438
	REPUBLIC OF KOREA	14,586.55	33,153	1,520,728	36,706
	RUSSIAN FEDERATION	24.18	8,694	398,794	8,703
	SINGAPORE	33,177.60	1,725,475	79,147,538	1,798,183
	SPAIN	2.69	3,161	144,995	3,663
	SWITZERLAND	7.27	793	36,374	919
	TAIWAN (REP. OF CHINA)	30,599.46	86,311	3,959,086	94,057
	THAILAND	2,806.41	183,653	8,424,163	200,807
	TURKEY	39.72	13,064	599,246	14,384
	UK OF GREAT BRITAIN AND N. IRELAND	5,574.81	108,586	4,980,840	119,853
	UNITED STATES OF AMERICA	21,334.25	714,285	32,764,253	811,736
	VIETNAM	1,822.51	82,931	3,804,045	87,192
847350	Parts and accessories equally suitable for use with machines of two or more of the headings Nos. 84.69 to 84.72	200,416.92	10,171,940	466,586,887	10,604,316
	AUSTRALIA	1,295.78	10,782	494,570	10,800
	BELGIUM	3,585.42	1,831	83,988	1,918
	DENMARK	0.90	1,266	58,071	1,268
	GERMANY	564.68	30,937	1,419,080	31,811
	HONG KONG, CHINA	4,653.41	113,432	5,203,125	119,278
	INDIA	90.46	14,226	652,547	14,627
	JAPAN	17,441.21	3,138,042	143,941,987	3,254,371
	MALAYSIA	1,543.00	153,072	7,021,413	153,310
	PEOPLE'S REPUBLIC OF CHINA	80,897.75	701,816	32,192,299	724,647
	REPUBLIC OF KOREA	68,100.75	4,860,127	222,934,025	5,095,723
	SINGAPORE	5,542.42	95,812	4,394,897	109,035

TABLE 8 - Continued

PSC CODE	COMMODITY AND COUNTRY OF ORIGIN	GROSS WEIGHT (GK)	FOB VALUE		CIF DOLLARS
			DOLLARS	PESOS	
	TAIWAN (REP. OF CHINA)	5,792.67	202,770	9,301,060	208,392
	THAILAND	7,708.72	336,433	15,432,182	348,663
	UK OF GREAT BRITAIN AND N. IRELAND	14.30	3,953	181,324	4,061
	UNITED ARAB EMIRATES, N.E.S.	214.64	4,401	201,874	4,526
	UNITED STATES OF AMERICA	2,884.61	476,547	21,859,211	494,654
	VIETNAM	86.20	26,493	1,215,234	27,232
8474	Machinery for sorting, screening, separating, washing, crushing, grinding, mixing or kneading earth, stone, ores or other mineral substances, in solid (including powder or paste) form; machinery for agglomerating, shaping or moulding solid mineral fuels, ceramic paste, unhardened cements, plastering materials or other mineral products in powder or paste form; machines for forming foundry moulds of sand.	23,030,383.26	104,123,638	4,776,151,270	109,978,907
847410	Machines for sorting, screening, separating or washing mineral substances, in solid form	1,563,734.03	9,579,317	439,403,271	10,302,820
	AUSTRALIA	35,756.64	189,739	8,703,328	210,864
	CANADA	776.11	20,488	939,785	21,299
	DENMARK	35.68	4,878	223,754	5,277
	GERMANY	10,368.33	230,152	10,557,072	239,316
	HONG KONG, CHINA	821.06	6,885	315,815	7,253
	INDIA	131,866.95	841,786	38,612,724	884,987
	INDONESIA	5.80	68	3,119	77
	ITALY	25,121.43	134,784	6,182,542	140,199
	JAPAN	53,744.53	1,779,261	81,614,702	1,933,105
	MALAYSIA	20,127.06	484,400	22,219,428	543,398
	NETHERLANDS	5,104.77	92,420	4,239,305	95,943
	PEOPLE'S REPUBLIC OF CHINA	997,969.40	3,671,310	168,402,990	3,932,686
	REPUBLIC OF KOREA	70,641.30	451,825	20,725,212	469,110
	SINGAPORE	12,757.05	390,836	17,927,647	414,882
	SOUTH AFRICA, REP. OF	3,805.50	19,083	875,337	19,192
	SPAIN	17,958.88	55,279	2,535,648	57,411
	TAIWAN (REP. OF CHINA)	71,369.91	131,935	6,051,859	149,672
	THAILAND	9,540.44	237,317	10,885,731	282,045
	UK OF GREAT BRITAIN AND N. IRELAND	3,883.76	65,456	3,002,467	80,045
	UNITED STATES OF AMERICA	92,079.43	771,415	35,384,806	816,059
847420	Machines for crushing or grinding mineral substances, in solid form	6,974,001.63	27,793,862	1,274,904,451	29,202,121
	AUSTRALIA	38,381.01	131,929	6,051,583	140,151
	BELGIUM	28,599.86	348,021	15,963,724	369,446
	CANADA	3,807.86	7,356	337,420	7,559
	FINLAND	24,153.79	29,767	1,365,412	30,585
	FRANCE	238,608.57	2,207,748	101,269,401	2,309,478
	GERMANY	430,728.21	3,657,001	167,746,636	3,768,285
	HONG KONG, CHINA	4,919.22	17,989	825,155	19,682
	INDIA	906,623.77	4,597,925	210,906,820	5,009,654
	INDONESIA	324.43	364	16,697	376
	ITALY	37,209.35	211,890	9,719,394	310,574
	JAPAN	299,324.68	606,647	27,826,898	639,571
	LIECHTENSTEIN	1.66	67,824	3,111,087	73,512
	MALAYSIA	3,300.03	59,404	2,724,861	68,223
	NEW ZEALAND	1,071.36	18,483	847,816	19,153
	NORWAY	608.70	2,780	127,519	3,184
	PEOPLE'S REPUBLIC OF CHINA	3,874,297.73	11,214,125	514,391,914	11,593,651
	PORTUGAL	31,484.52	39,055	1,791,453	40,157
	REPUBLIC OF KOREA	362,952.09	336,225	15,422,640	345,077
	SINGAPORE	62,672.98	336,500	15,435,255	355,258
	SOUTH AFRICA, REP. OF	1,695.72	74,351	3,410,480	74,485
	SPAIN	25,796.57	11,014	505,212	11,750
	TAIWAN (REP. OF CHINA)	258,387.87	536,269	24,598,660	580,515
	THAILAND	7,407.75	43,524	1,996,446	52,267
	TURKEY	1,451.50	9,543	437,737	9,553
	UK OF GREAT BRITAIN AND N. IRELAND	142,809.06	2,738,667	125,622,655	2,837,001
	UNITED STATES OF AMERICA	124,682.79	449,699	20,627,693	486,039
	VIETNAM	62,700.55	39,762	1,823,883	46,935
847431	Concrete of mortar mixers	2,909,020.49	6,974,817	319,934,854	7,328,476
	AUSTRALIA	5,587.95	10,238	469,617	10,544
	CANADA	8,273.72	14,038	643,923	14,999

TABLE 8 - Continued

PSCC CODE	COMMODITY AND COUNTRY OF ORIGIN	GROSS WEIGHT (GK)	FOB VALUE		CIF DOLLARS
			DOLLARS	PESOS	
	GERMANY	2,089.60	65,333	2,996,825	67,306
	GUAM	1,304.00	1,304	59,814	1,407
	HONG KONG, CHINA	87,236.47	72,785	3,338,648	84,932
	INDIA	45,523.08	150,883	6,921,003	154,294
	ITALY	40,695.17	338,483	15,526,215	353,231
	JAPAN	34,492.38	19,889	912,308	20,756
	MALAYSIA	41,242.72	208,024	9,542,061	216,877
	MEXICO	659.58	18,644	855,200	18,727
	NETHERLANDS	1,663.67	4,991	228,937	5,670
	PEOPLE'S REPUBLIC OF CHINA	1,867,945.86	3,496,845	160,400,281	3,669,286
	REPUBLIC OF KOREA	138,610.45	156,788	7,191,865	162,460
	SINGAPORE	461,896.24	1,837,645	84,292,776	1,938,713
	TAIWAN (REP. OF CHINA)	84,349.31	73,277	3,361,216	79,264
	THAILAND	80,753.19	487,620	22,367,129	509,810
	UNITED STATES OF AMERICA	6,697.10	18,030	827,036	20,200
847432	Machines for mixing mineral substances with bitumen	1,114,221.67	2,844,824	130,492,076	2,957,691
	FRANCE	43.53	4,587	210,406	4,614
	GERMANY	6,551.18	22,240	1,020,149	22,355
	HONG KONG, CHINA	209.65	3,569	163,710	3,821
	INDIA	3,401.88	28,916	1,326,377	29,812
	JAPAN	13,625.34	24,657	1,131,016	25,817
	MALAYSIA	157,967.64	655,346	30,060,721	667,277
	PEOPLE'S REPUBLIC OF CHINA	661,068.02	1,406,557	64,518,769	1,469,031
	REPUBLIC OF KOREA	168,358.30	401,276	18,406,530	410,237
	SINGAPORE	95,239.35	262,753	12,052,480	289,572
	TAIWAN (REP. OF CHINA)	7,756.78	34,923	1,601,918	35,155
847439	Machinery for mixing or kneading earths, ores and other mineral substances, in solid form, n.e.s.	560,423.78	2,216,435	101,667,871	2,289,502
	AUSTRALIA	2,754.45	65,435	3,001,503	66,965
	FRANCE	35.81	1,784	81,832	1,906
	GERMANY	9,824.88	248,313	11,390,117	266,135
	HONG KONG, CHINA	270.75	1,183	54,264	1,250
	INDIA	18,301.43	84,474	3,874,822	89,722
	ITALY	5,297.04	102,582	4,705,436	102,656
	JAPAN	16,574.55	418,624	19,202,283	425,183
	MALAYSIA	31,569.38	327,493	15,022,104	342,181
	PEOPLE'S REPUBLIC OF CHINA	295,829.86	472,960	21,694,675	488,293
	REPUBLIC OF KOREA	53.32	1,030	47,246	1,077
	SINGAPORE	167,890.02	446,644	20,487,560	454,669
	SWEDEN	1.74	966	44,310	1,057
	TAIWAN (REP. OF CHINA)	11,932.52	35,901	1,646,779	39,171
	UNITED STATES OF AMERICA	88.03	9,046	414,940	9,237
847480	Machinery for agglomerating, shaping or moulding solid minerals, ceramic paste, unhardened cements, plastering materials or other mineral products in powder or paste form; machines for forming foundry moulds of sand	3,848,409.90	11,938,910	547,637,799	12,632,769
	AUSTRALIA	10,131.03	108,759	4,988,775	112,983
	AUSTRIA	9.28	1,046	47,980	1,120
	BELGIUM	917.78	1,239	56,833	1,242
	CANADA	10,565.02	9,566	438,792	10,526
	DENMARK	800.50	2,649	121,510	3,344
	FINLAND	297,535.40	1,577,308	72,351,118	1,703,486
	GERMANY	7,246.76	38,070	1,746,271	40,816
	HONG KONG, CHINA	23,565.63	141,249	6,479,091	146,728
	INDIA	36,202.05	72,986	3,347,868	76,418
	INDONESIA	1,241.43	1,738	79,722	1,787
	IRELAND	776.15	1,352	62,016	1,546
	ISRAEL	582.92	1,409	64,631	1,506
	ITALY	18,506.72	52,516	2,408,909	58,206
	JAPAN	72,550.59	448,514	20,573,337	486,468
	LIECHTENSTEIN	1,239.43	115,378	5,292,389	125,087
	MALAYSIA	68,055.12	549,098	25,187,125	583,249
	NETHERLANDS	6,655.62	11,726	537,872	12,048
	NEW ZEALAND	6.09	495	22,706	626
	PEOPLE'S REPUBLIC OF CHINA	2,136,538.45	6,013,369	275,833,236	6,300,178
	REPUBLIC OF KOREA	6,749.96	461,250	21,157,538	475,602
	SINGAPORE	89,131.21	808,675	37,093,922	864,055
	SOUTH AFRICA, REP. OF	1,430.89	12,326	565,393	14,098

TABLE 8 - Continued

PSCC CODE	COMMODITY AND COUNTRY OF ORIGIN	GROSS WEIGHT (GK)	FOB VALUE		CIF DOLLARS
			DOLLARS	PESOS	
	SPAIN	15,822.96	182,224	8,358,615	187,814
	SWITZERLAND	3,755.94	4,749	217,836	4,954
	TAIWAN (REP. OF CHINA)	966,339.08	692,982	31,787,084	748,784
	THAILAND	44,830.41	479,926	22,014,205	515,504
	TURKEY	3,325.84	38,946	1,786,453	40,045
	UK OF GREAT BRITAIN AND N. IRELAND	6,811.51	52,087	2,389,231	52,139
	UNITED STATES OF AMERICA	16,141.03	32,950	1,511,416	36,441
	VIETNAM	945.10	24,328	1,115,925	25,969
847490	Parts of machinery for sorting, screening, separating, washing, crushing, grinding, mixing or kneading earth, stone, ores or other mineral substances, in solid mineral materials	6,060,571.76	42,775,473	1,962,110,948	45,265,528
	AUSTRALIA	73,000.32	1,102,513	50,572,272	1,190,969
	AUSTRIA	0.33	636	29,173	679
	BELGIUM	192,080.04	2,513,310	115,285,530	2,529,045
	BRAZIL	1,569.12	146,584	6,723,808	156,612
	CANADA	5,056.01	55,139	2,529,226	61,004
	CZECH REPUBLIC (CZECHOSLOVAKIA)	6,258.89	3,894	178,618	4,607
	DEMOCRATIC PEOPLE'S REP. OF KOREA	2,342.66	1,169	53,622	1,217
	DENMARK	420,824.07	2,219,007	101,785,851	2,349,756
	FINLAND	2,187.54	88,244	4,047,752	96,017
	FRANCE	381,180.03	1,860,764	85,353,245	1,960,604
	GABON	33.07	1,349	61,879	1,349
	GERMANY	427,565.77	14,196,097	651,174,969	14,779,929
	HONG KONG, CHINA	13,133.65	74,930	3,437,039	78,269
	INDIA	512,935.48	2,790,358	127,993,722	3,108,049
	INDONESIA	60,008.66	224,234	10,285,613	237,934
	IRELAND	0.01	83	3,807	85
	ITALY	3,871.73	205,419	9,422,570	218,478
	JAMAICA (EXCLUDES CAYMAN IS., TURKS, CAICOS)	236.38	13,130	602,273	14,241
	JAPAN	112,277.41	1,661,215	76,199,933	1,782,557
	MALAYSIA	198,536.22	757,127	34,729,415	803,619
	MEXICO	31.41	22,094	1,013,452	23,044
	NETHERLANDS	1,546.87	52,729	2,418,679	57,714
	NEW ZEALAND	236.11	23,537	1,079,642	24,393
	NORWAY	0.83	1,753	80,410	2,395
	PEOPLE'S REPUBLIC OF CHINA	2,797,739.25	8,818,798	404,518,263	9,442,540
	REPUBLIC OF KOREA	285,212.45	908,571	41,676,152	950,130
	SINGAPORE	75,220.66	563,636	25,853,984	617,104
	SOUTH AFRICA, REP. OF	49,264.42	570,112	26,151,037	615,534
	SPAIN	52,295.03	549,121	25,188,180	567,725
	SWEDEN	12,540.02	172,066	7,892,667	176,225
	SWITZERLAND	50.98	8,965	411,225	9,455
	TAIWAN (REP. OF CHINA)	189,284.52	1,122,722	51,499,258	1,251,915
	THAILAND	5,309.30	25,038	1,148,493	29,799
	TURKEY	272.04	5,489	251,781	5,806
	UK OF GREAT BRITAIN AND N. IRELAND	43,022.93	633,626	29,064,425	655,796
	UNITED ARAB EMIRATES, N.E.S.	28,013.57	69,816	3,202,460	70,061
	UNITED STATES OF AMERICA	107,293.22	1,300,413	59,649,945	1,378,124
	VIETNAM	140.76	11,785	540,578	12,748
8475	Machines for assembling electric or electronic lamps, tubes or valves or flashbulbs, in glass envelopes; machines for manufacturing or hot working glass or glassware.	671,726.63	7,912,810	362,960,593	8,387,935
847510	Machines for assembling electric or electronic lamps, tubes or valves of flash-bulbs in glass envelopes	62,162.06	706,586	32,411,100	735,144
	HONG KONG, CHINA	131.38	3,195	146,555	3,195
	JAPAN	3,160.21	313,574	14,383,639	325,051
	PEOPLE'S REPUBLIC OF CHINA	53,457.61	245,023	11,239,206	255,225
	REPUBLIC OF KOREA	678.93	74,292	3,407,774	77,427
	SINGAPORE	808.40	34,667	1,590,175	35,818
	SWEDEN	35.70	10,782	494,570	11,544
	TAIWAN (REP. OF CHINA)	3,623.30	10,834	496,956	11,541
	UK OF GREAT BRITAIN AND N. IRELAND	12.69	1,697	77,841	2,024
	UNITED STATES OF AMERICA	253.84	12,522	574,384	13,319
847521	Machines for making optical fibers and preforms thereof	6,879.78	196,963	9,034,693	214,100
	HONG KONG, CHINA	4,582.43	73,682	3,379,793	78,724
	JAPAN	188.23	82,740	3,795,284	88,401
	SINGAPORE	2,109.12	40,541	1,859,616	46,975

TABLE 8 - Continued

PSCC CODE	COMMODITY AND COUNTRY OF ORIGIN	GROSS WEIGHT (GK)	FOB VALUE		CIF
			DOLLARS	PESOS	DOLLARS
847529	Other machines for manufacturing or hot working glass or glassware	331,681.81	1,132,514	51,948,416	1,236,988
	GERMANY	145.57	7,245	332,328	8,225
	HONG KONG, CHINA	1,831.99	32,485	1,490,087	34,728
	JAPAN	556.75	47,082	2,159,651	48,528
	MALAYSIA	4,087.09	231,476	10,617,804	239,775
	PEOPLE'S REPUBLIC OF CHINA	309,343.56	472,312	21,664,951	506,746
	REPUBLIC OF KOREA	4,534.35	323,053	14,818,441	379,431
	SINGAPORE	10,484.64	6,705	307,558	6,899
	TAIWAN (REP. OF CHINA)	697.86	12,156	557,596	12,656
847590	Parts of the machines for assembling electric or electronic lamps, tubes or valves or flashbulbs, in glass envelopes; machines for manufacturing or hot working glass or glassware	271,002.98	5,876,747	269,566,384	6,201,703
	BELGIUM	284.51	14,896	683,280	15,750
	DENMARK	19.09	2,274	104,308	2,283
	FINLAND	104.13	23,424	1,074,459	24,581
	FRANCE	25.36	2,722	124,858	3,024
	GERMANY	3,019.62	609,618	27,963,178	620,486
	HONG KONG, CHINA	31,220.66	143,965	6,603,675	159,727
	HUNGARY	1,541.03	200,116	9,179,321	216,215
	INDIA	384.01	6,513	298,751	6,532
	INDONESIA	0.83	113,837	5,221,703	121,625
	ITALY	5,674.24	409,871	18,800,782	427,210
	JAPAN	29,913.98	1,904,663	87,366,892	1,990,028
	LUXEMBOURG	230.72	60,908	2,793,850	63,947
	MALAYSIA	1,302.33	155,437	7,129,895	163,062
	NETHERLANDS	2,943.43	116,258	5,332,754	119,020
	PEOPLE'S REPUBLIC OF CHINA	152,116.13	356,035	16,331,325	385,929
	REPUBLIC OF KOREA	743.55	27,219	1,248,536	28,641
	RUSSIAN FEDERATION	12.50	25	1,147	101
	SINGAPORE	3,687.10	435,513	19,976,981	462,598
	SPAIN	18,421.80	353,961	16,236,191	404,843
	SWEDEN	1,125.74	129,418	5,936,404	130,710
	SWITZERLAND	139.54	44,582	2,044,976	45,706
	TAIWAN (REP. OF CHINA)	12,714.49	167,649	7,690,060	175,828
	THAILAND	413.35	66,035	3,029,025	68,915
	TURKEY	76.62	721	33,072	1,055
	UK OF GREAT BRITAIN AND N. IRELAND	1,599.64	155,678	7,140,950	164,610
	UNITED STATES OF AMERICA	2,669.11	370,116	16,977,221	393,712
	VIETNAM	619.47	5,293	242,790	5,565
8476	Automatic goods-vending machines (for example, postage stamp, cigarette, food or beverage machines), including money-changing machines.	740,402.90	5,091,091	233,528,341	5,225,120
847621	Automatic beverage-vending machines, incorporating heating or refrigerating devices	201,245.45	835,840	38,339,980	875,884
	AUSTRALIA	2,975.16	1,103	50,595	1,272
	ITALY	42,353.12	102,920	4,720,940	106,239
	JAPAN	10,631.31	8,436	386,959	9,311
	PEOPLE'S REPUBLIC OF CHINA	39,412.56	261,830	12,010,142	272,536
	REPUBLIC OF KOREA	1,253.46	21,181	971,572	21,673
	SWITZERLAND	37.45	1,076	49,356	2,355
	TAIWAN (REP. OF CHINA)	65,344.84	58,186	2,668,992	64,911
	UNITED STATES OF AMERICA	39,237.55	381,108	17,481,424	397,587
847629	Other automatic beverage-vending machines	280,887.56	455,704	20,903,142	481,830
	AUSTRALIA	2,003.28	908	41,650	969
	ITALY	305.40	9,096	417,234	10,279
	JAPAN	40,843.15	75,038	3,441,993	78,593
	NETHERLANDS	23,290.83	57,682	2,645,873	60,044
	PEOPLE'S REPUBLIC OF CHINA	30,342.32	146,812	6,734,266	151,599
	TAIWAN (REP. OF CHINA)	184,102.58	166,168	7,622,126	180,346
847681	Automatic goods-vending machines (except beverage), incorporating heating or refrigerating devices	706.33	9,021	413,793	10,002
	AUSTRALIA	94.95	1,986	91,098	2,005

TABLE 8 - Continued

PSCC CODE	COMMODITY AND COUNTRY OF ORIGIN	GROSS WEIGHT (GK)	FOB VALUE		CIF
			DOLLARS	PESOS	DOLLARS
	JAPAN	20.63	2,590	118,803	2,950
	PEOPLE'S REPUBLIC OF CHINA	334.76	3,145	144,261	3,296
	TAIWAN (REP. OF CHINA)	211.90	851	39,035	908
	THAILAND	44.09	449	20,596	843
847689	Other automatic goods-vending machines, including money-changing machines	211,395.61	2,673,097	122,614,957	2,696,468
	FRANCE	39.12	407	18,669	435
	GERMANY	1.52	181	8,302	193
	JAPAN	34,516.93	39,357	1,805,305	41,107
	MALAYSIA	761.27	1,734	79,539	1,740
	NETHERLANDS	54,370.70	116,043	5,322,892	120,795
	PAKISTAN, ISLAMIC REP. OF	3.47	104	4,770	117
	PEOPLE'S REPUBLIC OF CHINA	107,333.14	2,330,885	106,917,694	2,342,634
	REPUBLIC OF KOREA	524.08	429	19,678	484
	TAIWAN (REP. OF CHINA)	236.07	27,941	1,281,654	28,963
	UNITED STATES OF AMERICA	13,609.31	156,016	7,156,454	160,000
847690	Parts of the automatic goods-vending machines (for example, postage stamp, cigarette, food or beverage machines), including money-changing machines	46,167.95	1,117,429	51,256,469	1,160,936
	AUSTRALIA	4,811.72	24,552	1,126,200	25,947
	CANADA	49.86	3,957	181,508	4,319
	GERMANY	189.29	20,907	959,004	21,314
	HONG KONG, CHINA	4,697.20	48,878	2,242,034	53,449
	ITALY	421.42	43,694	2,004,244	44,063
	JAPAN	1,019.02	69,648	3,194,754	73,382
	MEXICO	4.35	715	32,797	786
	PEOPLE'S REPUBLIC OF CHINA	22,128.62	191,629	8,790,022	196,790
	REPUBLIC OF KOREA	798.78	44,383	2,035,848	45,790
	SINGAPORE	79.43	11,818	542,092	12,405
	SWITZERLAND	2,759.44	126,789	5,815,811	129,937
	TAIWAN (REP. OF CHINA)	1,660.73	175,663	8,057,662	183,233
	THAILAND	4,419.79	117,660	5,397,064	122,480
	UNITED STATES OF AMERICA	3,128.30	237,136	10,877,429	247,041
8477	Machinery for working rubber or plastics or for the manufacture of products from these materials, not specified or included elsewhere in this Chapter.	14,031,981.07	112,041,319	5,139,335,299	119,000,397
847710	Injection-moulding machines	5,811,988.17	33,545,864	1,538,748,781	36,064,278
	AUSTRIA	8,487.54	11,410	523,377	12,191
	CAMEROON	4,814.13	1,171	53,714	1,204
	CZECH REPUBLIC (CZECHOSLOVAKIA)	0.17	469	21,513	509
	DENMARK	1.30	1,609	73,805	1,675
	GERMANY	3,732.20	179,162	8,218,160	188,073
	HONG KONG, CHINA	376,323.03	2,254,169	103,398,733	2,451,500
	INDIA	2,403.32	15,010	688,509	15,955
	INDONESIA	474.73	17,598	807,221	19,335
	IRELAND	47,393.67	24,436	1,120,879	31,904
	ITALY	22,604.83	1,187,292	54,461,084	1,188,753
	JAPAN	1,233,551.60	13,239,792	607,309,259	14,112,246
	MALAYSIA	4,594.26	13,184	604,750	14,276
	NORWAY	12,638.04	109,027	5,001,068	224,761
	PEOPLE'S REPUBLIC OF CHINA	2,456,745.29	5,611,579	257,403,129	5,936,300
	POLAND	13.94	11,507	527,826	11,908
	PUERTO RICO	4,736.25	39,746	1,823,149	40,612
	REPUBLIC OF KOREA	519,113.42	6,428,509	294,875,708	7,176,892
	SINGAPORE	111,788.33	1,466,636	67,274,593	1,528,537
	SWITZERLAND	117.71	18,768	860,888	20,451
	TAIWAN (REP. OF CHINA)	911,854.58	2,351,310	107,854,590	2,488,986
	THAILAND	26,137.85	197,903	9,077,810	216,793
	UNITED STATES OF AMERICA	5,035.33	282,260	12,947,266	293,720
	VIETNAM	59,426.65	83,317	3,821,750	87,697
847720	Extruders	1,297,757.68	6,849,751	314,198,078	7,163,986
	AUSTRIA	93,735.30	385,985	17,705,132	400,734
	CANADA	2.61	1,697	77,841	1,875
	FINLAND	3,077.79	273,447	12,543,014	275,655
	FRANCE	432.57	8,521	390,858	8,874

TABLE 8 - Continued

PSCC CODE	COMMODITY AND COUNTRY OF ORIGIN	GROSS WEIGHT (GK)	FOB VALUE		CIF DOLLARS
			DOLLARS	PESOS	
	GERMANY	33,757.21	1,201,028	55,091,154	1,232,627
	HONG KONG, CHINA	161.00	322	14,770	368
	INDIA	19,140.08	359,125	16,473,064	380,456
	INDONESIA	1.26	42	1,927	42
	ITALY	16,101.57	214,249	9,827,602	220,653
	JAPAN	7,090.79	279,488	12,820,114	280,141
	PEOPLE'S REPUBLIC OF CHINA	833,528.53	2,082,022	95,502,350	2,212,326
	REPUBLIC OF KOREA	51,121.47	391,567	17,961,178	411,316
	SINGAPORE	11,209.43	157,985	7,246,772	164,017
	TAIWAN (REP. OF CHINA)	227,333.12	1,467,940	67,334,408	1,547,805
	THAILAND	1,006.39	23,059	1,057,716	23,709
	UNITED STATES OF AMERICA	58.56	3,274	150,178	3,388
847730	Blow moulding machines	682,067.31	5,721,707	262,454,700	5,945,751
	FRANCE	390.23	109,104	5,004,600	112,182
	GERMANY	102,236.27	3,053,928	140,083,678	3,166,334
	HONG KONG, CHINA	3,152.42	5,157	236,552	5,731
	INDIA	5,123.61	129,931	5,959,935	135,252
	JAPAN	55,119.94	765,180	35,098,807	807,864
	MALAYSIA	31,738.51	84,612	3,881,152	88,752
	PEOPLE'S REPUBLIC OF CHINA	361,258.90	649,936	29,812,565	679,369
	REPUBLIC OF KOREA	6,331.45	192,412	8,825,938	199,013
	SINGAPORE	5,072.98	138,984	6,375,196	142,744
	TAIWAN (REP. OF CHINA)	105,074.53	441,851	20,267,705	453,684
	THAILAND	6,568.47	150,612	6,908,572	154,826
847740	Vacuum moulding machines and other thermoforming machines	436,917.49	5,517,859	253,104,191	5,820,614
	AUSTRALIA	247.40	165	7,569	169
	GERMANY	8,819.34	114,428	5,248,812	123,573
	HONG KONG, CHINA	5,793.38	69,898	3,206,221	72,393
	JAPAN	123,680.04	4,054,090	185,961,108	4,286,152
	MALAYSIA	0.19	514	23,577	532
	MOROCCO	16.19	83	3,807	110
	PEOPLE'S REPUBLIC OF CHINA	197,654.98	911,963	41,831,743	939,166
	REPUBLIC OF KOREA	12,554.65	106,055	4,864,743	122,124
	SINGAPORE	289.41	4,447	203,983	4,796
	TAIWAN (REP. OF CHINA)	68,891.50	211,374	9,695,725	222,901
	UNITED ARAB EMIRATES, N.E.S.	12,536.16	33,579	1,540,269	36,545
	UNITED STATES OF AMERICA	5,086.65	9,110	417,876	9,852
	VIETNAM	1,347.60	2,153	98,758	2,301
847751	Machinery for moulding or retreading pneumatic tires or for moulding or otherwise forming inner tubes	151,966.73	312,042	14,313,366	325,706
	HONG KONG, CHINA	18.38	401	18,394	454
	JAPAN	309.68	192	8,807	197
	PEOPLE'S REPUBLIC OF CHINA	70,523.48	136,304	6,252,264	144,246
	REPUBLIC OF KOREA	737.56	8,869	406,821	9,397
	SINGAPORE	152.34	1,964	90,089	1,991
	TAIWAN (REP. OF CHINA)	80,187.18	161,945	7,428,417	166,890
	UK OF GREAT BRITAIN AND N. IRELAND	38.11	2,367	108,574	2,531
847759	Other machinery for moulding or otherwise forming, n.e.s.	766,508.15	19,655,766	901,609,986	20,876,703
	AUSTRIA	100.39	135,382	6,209,972	139,122
	BELGIUM	5.21	884	40,549	999
	CZECH REPUBLIC (CZECHOSLOVAKIA)	7.83	1,656	75,961	1,836
	DENMARK	28.57	302	13,853	310
	FINLAND	1.67	2,139	98,116	2,230
	FRANCE	11.77	14,659	672,408	14,949
	GERMANY	4,047.83	2,323,027	106,557,248	2,479,487
	HONG KONG, CHINA	2,024.71	154,426	7,083,520	171,740
	INDIA	2,416.72	40,375	1,852,001	44,008
	INDONESIA	146.09	4,174	191,461	4,466
	ISRAEL	121.82	19,796	908,043	21,606
	ITALY	5,101.58	267,767	12,282,472	280,873
	JAPAN	143,058.14	7,669,986	351,822,258	8,124,240
	MALAYSIA	13,119.51	274,359	12,584,848	285,760
	MEXICO	14.77	2,838	130,179	3,029
	PEOPLE'S REPUBLIC OF CHINA	215,149.54	927,900	42,562,774	989,575
	REPUBLIC OF KOREA	242,922.08	5,021,807	230,350,287	5,318,354
	ROMANIA	0.88	63	2,890	71

TABLE 8 - Continued

PSCC CODE	COMMODITY AND COUNTRY OF ORIGIN	GROSS WEIGHT (GK)	FOB VALUE		CIF
			DOLLARS	PESOS	DOLLARS
	SINGAPORE	15,169.13	780,556	35,804,103	825,297
	SWEDEN	76.24	2,102	96,419	2,340
	SWITZERLAND	57.39	13,032	597,778	13,952
	TAIWAN (REP. OF CHINA)	64,336.67	883,136	40,509,448	937,301
	THAILAND	7,299.59	232,335	10,657,207	257,921
	UK OF GREAT BRITAIN AND N. IRELAND	9.18	4,762	218,433	4,973
	UNITED STATES OF AMERICA	51,279.99	878,234	40,284,593	952,190
	VIETNAM	0.85	69	3,165	74
847780	Other machinery for working rubber or plastics of for the manufacture of products from these materials, not specified or included elsewhere in this Chapter	2,387,899.12	14,424,398	661,647,137	15,239,163
	AUSTRIA	142,602.79	757,161	34,730,975	787,885
	CANADA	3.71	57	2,615	61
	DEMOCRATIC PEOPLE'S REP. OF KOREA	5,587.07	12,194	559,339	12,538
	FRANCE	2,881.77	73,544	3,373,464	75,107
	GERMANY	77,039.47	245,375	11,255,351	259,095
	HONG KONG, CHINA	40,013.79	51,493	2,361,984	56,206
	INDIA	3,548.88	5,230	239,900	5,377
	ITALY	29,296.30	1,304,473	59,836,176	1,316,854
	JAPAN	141,252.66	1,665,648	76,403,274	1,740,313
	MALAYSIA	987.86	259,074	11,883,724	272,374
	NETHERLANDS	8,815.48	1,116,548	51,216,057	1,398,845
	PEOPLE'S REPUBLIC OF CHINA	1,653,267.51	6,737,194	309,035,089	6,957,646
	PUERTO RICO	2,368.52	26,195	1,201,564	26,766
	REPUBLIC OF KOREA	37,996.35	419,892	19,260,446	457,751
	SINGAPORE	25,752.37	679,551	31,171,004	720,552
	SPAIN	14,932.01	214,244	9,827,372	246,844
	SWITZERLAND	1,937.26	36,257	1,663,109	37,691
	TAIWAN (REP. OF CHINA)	157,789.03	558,155	25,602,570	595,500
	TURKEY	11,044.45	6,918	317,329	7,675
	UK OF GREAT BRITAIN AND N. IRELAND	736.01	109,361	5,016,389	113,499
	UNITED ARAB EMIRATES, N.E.S.	22,161.92	57,881	2,655,001	57,998
	UNITED STATES OF AMERICA	6,995.98	79,455	3,644,602	83,256
	VIETNAM	887.93	8,498	389,803	9,330
847790	Parts of machinery for working rubber of plastics of for the manufacture of products from these materials	2,496,876.42	26,013,932	1,193,259,060	27,564,196
	AUSTRALIA	21.60	1,464	67,154	1,586
	AUSTRIA	2,668.43	175,343	8,042,984	191,720
	BELGIUM	432.66	19,581	898,180	20,803
	BRAZIL	18.16	2,733	125,363	2,990
	CANADA	3,917.07	574,721	26,362,452	586,466
	DEMOCRATIC PEOPLE'S REP. OF KOREA	0.62	27	1,238	29
	DENMARK	140.52	9,092	417,050	9,648
	ECUADOR	36.64	25,844	1,185,464	27,612
	FRANCE	5,351.31	927,276	42,534,150	970,424
	GERMANY	77,602.59	2,252,410	103,318,047	2,453,356
	HONG KONG, CHINA	41,629.15	1,104,298	50,654,149	1,252,004
	INDIA	6,381.78	150,170	6,888,297	157,923
	INDONESIA	385.42	25,640	1,176,107	27,651
	IRELAND	101.66	13,479	618,282	14,214
	ITALY	7,676.94	828,153	37,987,378	846,366
	JAMAICA (EXCLUDES CAYMAN IS., TURKS, CAICOS)	0.01	52	2,385	54
	JAPAN	638,986.78	5,596,921	256,730,766	5,976,671
	LUXEMBOURG	183.33	19,252	883,089	23,828
	MALAYSIA	55,674.00	945,965	43,391,415	1,008,965
	MALTA	11,087.97	133,584	6,127,498	137,352
	NETHERLANDS	877.65	105,868	4,856,165	113,122
	NORWAY	191.56	14,305	656,170	15,825
	PEOPLE'S REPUBLIC OF CHINA	1,100,784.90	5,486,793	251,679,195	5,717,538
	POLAND	0.83	192	8,807	237
	REPUBLIC OF KOREA	220,096.95	2,958,979	135,728,368	3,091,361
	SINGAPORE	17,023.42	1,912,357	87,719,816	2,038,393
	SLOVAK REPUBLIC (SLOVAKIA)	0.87	92	4,220	104
	SWEDEN	652.31	70,241	3,221,955	82,098
	SWITZERLAND	1,782.50	146,569	6,723,120	153,748
	TAIWAN (REP. OF CHINA)	273,173.98	1,441,863	66,138,256	1,508,385
	THAILAND	3,296.44	140,225	6,432,121	145,553
	TURKEY	72.19	1,793	82,244	1,915
	UK OF GREAT BRITAIN AND N. IRELAND	4,178.78	181,209	8,312,056	184,352
	UNITED ARAB EMIRATES, N.E.S.	1,167.10	9,124	418,518	9,355

TABLE 8 - *Continued*

PSCC CODE	COMMODITY AND COUNTRY OF ORIGIN	GROSS WEIGHT (GK)	FOB VALUE		CIF
			DOLLARS	PESOS	DOLLARS
	UNITED STATES OF AMERICA	19,921.97	721,549	33,097,452	775,632
	VIETNAM	1,358.33	16,768	769,149	16,916
8478	Machinery for preparing or making up tobacco, not specified or included elsewhere in this chapter.	478,529.07	13,545,226	621,319,517	14,121,858
847810	Machinery for preparing of making up tobacco, not specified or included elsewhere in this Chapter	365,199.40	7,011,350	321,610,625	7,380,565
	BELGIUM	623.88	20,163	924,877	21,233
	CROATIA	3,743.27	247,054	11,332,367	259,784
	GERMANY	30,239.50	765,435	35,110,503	793,669
	INDIA	8,729.07	98,202	4,504,526	98,316
	ITALY	15,392.03	568,038	26,055,903	591,106
	JAPAN	13.78	124	5,688	133
	MALAYSIA	26,007.94	68,780	3,154,939	68,828
	NETHERLANDS	103,492.92	2,526,398	115,885,876	2,711,516
	PEOPLE'S REPUBLIC OF CHINA	136,552.90	1,353,860	62,101,558	1,450,974
	REPUBLIC OF KOREA	19.98	2,155	98,850	2,303
	SINGAPORE	38,778.04	1,348,798	61,869,364	1,369,933
	SPAIN	1,148.19	1,134	52,017	1,166
	TAIWAN (REP. OF CHINA)	434.57	6,625	303,889	6,811
	UK OF GREAT BRITAIN AND N. IRELAND	15.81	4,299	197,195	4,471
	UNITED STATES OF AMERICA	7.52	285	13,073	322
847890	Parts of machinery for preparing of making up tobacco, not specified or included elsewhere in this Chapter	113,329.67	6,533,876	299,708,892	6,741,293
	AUSTRALIA	148.78	3,997	183,342	4,551
	AUSTRIA	0.39	103	4,725	107
	CANADA	203.00	203	9,312	228
	CZECH REPUBLIC (CZECHOSLOVAKIA)	4.66	1,711	78,484	1,805
	DENMARK	167.29	42,398	1,944,796	43,346
	FRANCE	32.23	8,413	385,905	9,069
	GERMANY	48,122.48	4,767,814	218,699,628	4,898,770
	HONG KONG, CHINA	88.53	8,347	382,877	9,154
	HUNGARY	159.94	31,359	1,438,437	32,763
	INDIA	652.77	8,517	390,675	8,758
	INDONESIA	2,320.61	19,407	890,199	21,196
	ITALY	2,538.17	390,098	17,893,795	409,891
	JAPAN	4,470.93	12,189	559,109	12,803
	LUXEMBOURG	0.01	45	2,064	47
	MALAYSIA	2,800.78	103,674	4,755,526	107,987
	NETHERLANDS	456.20	127,142	5,832,003	132,679
	PEOPLE'S REPUBLIC OF CHINA	8,099.99	168,380	7,723,591	170,099
	POLAND	27.97	2,009	92,153	2,092
	REPUBLIC OF KOREA	75.15	72,933	3,345,437	75,960
	SINGAPORE	1,269.37	394,090	18,076,908	410,154
	SPAIN	0.83	402	18,440	455
	SWEDEN	114.94	770	35,320	811
	SWITZERLAND	65.33	13,570	622,456	14,494
	THAILAND	1,085.88	710	32,568	909
	UK OF GREAT BRITAIN AND N. IRELAND	863.70	178,613	8,192,978	187,222
	UNITED STATES OF AMERICA	577.56	111,790	5,127,807	118,082
	VIETNAM	38,982.18	65,192	2,990,357	67,861
8479	Machines and mechanical appliances having individual functions, not specified or included elsewhere in this Chapter.	36,083,348.43	824,819,476	37,834,469,361	882,729,949
847910	Machinery for public works, building or the like	1,889,119.43	14,706,419	674,583,440	15,490,877
	AUSTRALIA	13,852.37	25,757	1,181,473	27,792
	AUSTRIA	3,439.91	219,489	10,067,960	222,748
	BELGIUM	18,164.78	52,181	2,393,543	54,162
	DENMARK	24.35	1,804	82,749	1,906
	FINLAND	16,608.29	383,793	17,604,585	399,627
	FRANCE	4.75	90	4,128	93
	GERMANY	25,868.41	263,431	12,083,580	269,758
	GUAM	33,561.22	22,289	1,022,396	23,723
	HONG KONG, CHINA	9,728.20	293,850	13,478,900	302,431
	ITALY	23,436.10	229,129	10,510,147	236,002
	JAPAN	635,208.70	3,616,493	165,888,534	3,762,176
	MALAYSIA	68,937.15	230,676	10,581,109	244,862
	NETHERLANDS	7,603.38	42,744	1,960,667	44,917

TABLE 8 - Continued

PSCC CODE	COMMODITY AND COUNTRY OF ORIGIN	GROSS WEIGHT (GK)	FOB VALUE		CIF DOLLARS
			DOLLARS	PESOS	
	PEOPLE'S REPUBLIC OF CHINA	548,870.55	2,265,461	103,916,696	2,399,247
	POLAND	2.25	154	7,064	193
	REPUBLIC OF KOREA	108,281.09	4,491,763	206,037,169	4,760,000
	SINGAPORE	145,547.99	450,350	20,657,555	491,481
	SPAIN	701.78	13,476	618,144	14,106
	SWEDEN	206.49	12,447	570,944	12,986
	SWITZERLAND	6,378.56	142,452	6,534,273	151,970
	TAIWAN (REP. OF CHINA)	68,726.42	387,259	17,763,571	399,699
	THAILAND	91,012.41	772,457	35,432,603	801,323
	UK OF GREAT BRITAIN AND N. IRELAND	17,954.69	230,462	10,571,292	230,861
	UNITED STATES OF AMERICA	44,999.59	558,412	25,614,358	638,814
847920	Machinery for the extraction or preparation of animal or fixed vegetable fats or oils	345,836.98	3,198,661	146,722,578	3,479,328
	AUSTRALIA	38.33	1,165	53,438	1,308
	AUSTRIA	21.45	4,097	187,929	4,170
	BELGIUM	2.83	460	21,100	472
	DENMARK	37.89	20,983	962,490	21,817
	FRANCE	68.76	7,504	344,209	8,565
	GERMANY	4,534.48	546,169	25,052,772	589,571
	HONG KONG, CHINA	807.98	4,243	194,626	4,482
	INDIA	14,019.56	97,853	4,488,517	103,988
	IRELAND	0.85	534	24,495	598
	ISRAEL	0.42	1,974	90,547	2,091
	ITALY	458.24	8,068	370,079	8,616
	JAPAN	4,765.26	238,183	10,925,455	255,563
	MALAYSIA	257,362.48	1,261,703	57,874,316	1,430,969
	NETHERLANDS	13.04	3,639	166,921	3,942
	PEOPLE'S REPUBLIC OF CHINA	47,790.46	107,219	4,918,135	112,915
	POLAND	157.90	646	29,632	737
	REPUBLIC OF KOREA	3,917.46	121,264	5,562,380	126,906
	SINGAPORE	3,299.67	341,547	15,666,761	357,985
	SLOVAK REPUBLIC (SLOVAKIA)	0.28	35	1,605	42
	SWITZERLAND	0.85	2,354	107,978	2,520
	TAIWAN (REP. OF CHINA)	974.02	45,797	2,100,708	45,996
	THAILAND	793.24	26,089	1,196,703	27,495
	UK OF GREAT BRITAIN AND N. IRELAND	34.22	22,559	1,034,781	24,181
	UNITED ARAB EMIRATES, N.E.S.	1.68	42	1,927	45
	UNITED STATES OF AMERICA	5,704.92	278,201	12,761,079	285,772
	VIETNAM	1,030.71	56,333	2,583,995	58,582
847930	Presses for the manufacture of particle board of fiber building board of wood or other ligneous materials and other machinery for treating wood or cork	386,123.40	2,110,582	96,812,397	2,328,254
	GERMANY	20.91	2,226	102,107	2,287
	INDIA	718.92	1,053	48,301	1,558
	ITALY	7,399.22	11,405	523,147	11,728
	JAPAN	16,420.22	1,004,074	46,056,874	1,088,099
	PEOPLE'S REPUBLIC OF CHINA	313,047.59	609,741	27,968,820	691,750
	REPUBLIC OF KOREA	10,191.58	226,892	10,407,536	261,636
	SINGAPORE	2,481.15	8,158	374,207	8,797
	SPAIN	156.64	6,657	305,357	7,313
	SRI LANKA (CEYLON)	2,350.48	8,271	379,391	8,295
	TAIWAN (REP. OF CHINA)	26,956.12	203,832	9,349,774	216,561
	UNITED STATES OF AMERICA	1.06	7,885	361,685	8,208
	VIETNAM	6,379.51	20,388	935,198	22,022
847940	Rope or cable-making machines	397,267.47	2,496,378	114,508,861	2,660,335
	BELGIUM	18,315.79	43,040	1,974,245	56,079
	CANADA	7,836.91	335,103	15,371,175	354,108
	GERMANY	13,884.58	225,531	10,345,107	243,354
	HONG KONG, CHINA	6.79	6,042	277,147	6,290
	INDIA	108,267.47	561,163	25,740,547	603,814
	JAPAN	18,749.76	502,237	23,037,611	531,248
	MEXICO	3,827.25	8,505	390,124	9,073
	NEW ZEALAND	46,895.82	15,734	721,719	16,785
	PEOPLE'S REPUBLIC OF CHINA	177,207.33	697,685	32,002,811	733,629
	REPUBLIC OF KOREA	9.45	888	40,733	916
	SINGAPORE	8.88	525	24,082	557
	TAIWAN (REP. OF CHINA)	75.12	626	28,715	656
	UNITED STATES OF AMERICA	2,182.32	99,299	4,554,845	103,826

TABLE 8 - *Continued*

PSC CODE	COMMODITY AND COUNTRY OF ORIGIN	GROSS WEIGHT (GK)	FOB VALUE		CIF DOLLARS
			DOLLARS	PESOS	
847950	Industrial robots, n.e.s.	209,153.83	5,244,657	240,572,417	5,475,642
	AUSTRALIA	507.39	3,224	147,885	3,341
	AUSTRIA	5,337.46	55,235	2,533,629	59,454
	BELGIUM	497.22	78,312	3,592,171	83,670
	DEMOCRATIC PEOPLE'S REP. OF KOREA	1,829.63	5,276	242,010	5,291
	FRANCE	51.28	21,680	994,462	22,568
	GERMANY	483.16	7,380	338,521	7,881
	HONG KONG, CHINA	20,995.62	206,272	9,461,697	215,482
	JAPAN	122,221.66	3,113,533	142,817,759	3,248,632
	NETHERLANDS	5,935.74	162,731	7,464,471	168,511
	PEOPLE'S REPUBLIC OF CHINA	25,272.21	972,969	44,630,088	1,005,613
	REPUBLIC OF KOREA	34.04	7,806	358,061	10,291
	SINGAPORE	126.96	26,269	1,204,959	27,067
	TAIWAN (REP. OF CHINA)	24,831.37	405,468	18,598,817	431,299
	THAILAND	4.66	2,880	132,106	2,998
	UNITED STATES OF AMERICA	1,025.43	175,622	8,055,781	183,544
847960	Evaporative air coolers	615,325.81	3,207,764	147,140,135	3,408,981
	AUSTRALIA	8,079.95	20,939	960,472	22,992
	AUSTRIA	0.85	724	33,210	772
	BELGIUM	251.04	15,289	701,306	17,582
	DENMARK	3,550.00	8,543	391,867	8,607
	FRANCE	4.54	114	5,229	122
	GERMANY	10,933.64	142,892	6,554,456	148,714
	HONG KONG, CHINA	74.82	2,226	102,107	2,287
	INDIA	22.58	143	6,559	162
	INDONESIA	7,405.34	91,857	4,213,481	99,412
	ITALY	3,898.30	69,535	3,189,570	71,136
	JAPAN	21,464.86	319,339	14,648,080	361,273
	MALAYSIA	2,966.98	4,787	219,580	4,864
	PEOPLE'S REPUBLIC OF CHINA	544,470.95	2,341,986	107,426,898	2,475,515
	REPUBLIC OF KOREA	1,057.60	3,978	182,471	4,074
	SINGAPORE	7,080.14	119,458	5,479,538	123,602
	TAIWAN (REP. OF CHINA)	864.45	18,318	840,247	18,355
	THAILAND	2,114.57	26,263	1,204,684	26,313
	UNITED STATES OF AMERICA	1,085.20	21,373	980,380	23,199
847981	Machinery for treating metals, including electric wire coil-winders, n.e.s.	543,005.69	6,990,706	320,663,682	7,569,560
	AUSTRIA	41,290.69	52,459	2,406,294	56,102
	BELGIUM	1,423.65	121,143	5,556,829	127,649
	CZECH REPUBLIC (CZECHOSLOVAKIA)	200.23	3,305	151,600	3,584
	DENMARK	64.91	4,779	219,213	4,914
	FRANCE	964.78	5,652	259,257	5,923
	GERMANY	232.12	12,838	588,879	14,285
	HONG KONG, CHINA	5,698.90	198,334	9,097,580	204,952
	INDIA	154,555.94	1,138,185	52,208,546	1,313,976
	ISRAEL	58.56	2,749	126,097	2,764
	ITALY	7,317.00	130,010	5,963,559	139,165
	JAPAN	32,516.89	1,750,095	80,276,858	1,981,384
	MALAYSIA	1,943.79	26,985	1,237,802	28,193
	PEOPLE'S REPUBLIC OF CHINA	173,775.47	863,055	39,588,332	900,158
	REPUBLIC OF KOREA	35,983.78	1,401,620	64,292,309	1,443,478
	SINGAPORE	7,814.80	185,833	8,524,160	191,347
	SWITZERLAND	39.35	2,671	122,518	3,867
	TAIWAN (REP. OF CHINA)	60,407.81	410,014	18,807,342	431,139
	THAILAND	7,031.66	514,376	23,594,427	544,055
	UK OF GREAT BRITAIN AND N. IRELAND	1.58	1,039	47,659	1,042
	UNITED STATES OF AMERICA	11,341.26	160,068	7,342,319	165,784
	VIETNAM	342.52	5,496	252,102	5,799
847982	Machinery for mixing, kneading, crushing, grinding, screening, sifting, homogenizing, emulsifying or stirring	1,554,196.47	14,089,052	646,264,822	14,700,407
	AUSTRALIA	915.67	65,750	3,015,953	67,741
	AUSTRIA	48.78	5,684	260,725	5,845
	BELGIUM	364.41	8,293	380,400	8,754
	DENMARK	650.22	41,753	1,915,210	44,574
	FRANCE	2,489.80	32,939	1,510,912	34,986
	GERMANY	230,353.97	1,719,044	78,852,548	1,821,483

**MACHINERY AND MECHANICAL APPLIANCES; ELECTRICAL EQUIPMENT; PARTS THEREOF; SOUND RECORDERS
AND REPRODUCERS, AND PARTS AND ACCESSORIES OF SUCH ARTICLES**

TABLE 8 - *Continued*

PSCC CODE	COMMODITY AND COUNTRY OF ORIGIN	GROSS WEIGHT (GK)	FOB VALUE		CIF
			DOLLARS	PESOS	DOLLARS
	HONG KONG, CHINA	4,399.41	47,746	2,190,110	50,270
	INDIA	65,679.77	302,296	13,866,318	323,579
	INDONESIA	3,306.05	11,607	532,414	12,031
	IRELAND	217.55	4,740	217,424	5,394
	ISRAEL	33.39	2,551	117,014	3,152
	ITALY	27,662.23	646,084	29,635,873	681,524
	JAPAN	78,816.86	2,282,441	104,695,569	2,367,889
	LIECHTENSTEIN	0.85	18,750	860,063	19,281
	MALAYSIA	58,787.49	538,412	24,696,958	555,325
	NETHERLANDS	17,670.18	26,337	1,208,079	28,228
	PAKISTAN, ISLAMIC REP. OF	76,152.53	173,331	7,950,693	176,078
	PEOPLE'S REPUBLIC OF CHINA	537,624.23	2,073,993	95,134,060	2,161,310
	REPUBLIC OF KOREA	12,909.55	324,952	14,905,548	345,877
	SINGAPORE	243,552.55	2,743,394	125,839,484	2,818,449
	SPAIN	203.63	3,165	145,179	3,357
	SWEDEN	4,684.84	124,092	5,692,100	132,582
	SWITZERLAND	10,229.69	366,766	16,823,557	385,278
	TAIWAN (REP. OF CHINA)	131,489.97	1,463,566	67,133,773	1,543,003
	THAILAND	3,577.97	29,225	1,340,551	32,255
	TURKEY	1,343.15	97,602	4,477,004	97,706
	UK OF GREAT BRITAIN AND N. IRELAND	1,183.28	96,074	4,406,914	103,603
	UNITED STATES OF AMERICA	35,781.84	691,678	31,727,270	719,945
	VIETNAM	4,066.61	146,787	6,733,119	150,908
847989	Other machines and mechanical appliances having individual functions, n.e.s.	10,458,182.86	204,849,479	9,396,445,593	219,457,202
	AUSTRALIA	90,021.12	116,504	5,344,039	127,683
	AUSTRIA	113,434.21	1,580,595	72,501,892	1,633,791
	BELGIUM	59,349.74	614,610	28,192,160	663,798
	CANADA	18,785.81	178,042	8,166,786	188,421
	CROATIA	35.66	922	42,292	1,512
	DEMOCRATIC PEOPLE'S REP. OF KOREA	517.20	19,517	895,245	22,770
	DENMARK	863.92	38,447	1,763,565	39,648
	FINLAND	20.61	11,002	504,662	11,374
	FRANCE	3,266.05	235,707	10,811,880	255,789
	GERMANY	120,062.24	10,288,065	471,913,542	10,936,933
	HONG KONG, CHINA	239,219.61	9,132,061	418,887,638	9,761,130
	HUNGARY	45,176.79	1,401,480	64,285,887	1,510,228
	INDIA	66,384.31	819,738	37,601,382	864,206
	INDONESIA	328,830.68	2,326,105	106,698,436	2,415,542
	ISRAEL	638.90	92,289	4,233,296	101,522
	ITALY	55,646.52	530,960	24,355,136	549,622
	JAMAICA (EXCLUDES CAYMAN IS., TURKS, CAICOS)	0.01	62	2,844	65
	JAPAN	1,294,230.43	44,777,095	2,053,925,346	48,516,264
	LIECHTENSTEIN	1.13	1,551	71,144	1,643
	MALAYSIA	436,940.10	10,045,266	460,776,351	10,633,532
	MALTA	3,555.28	225,694	10,352,584	259,796
	MEXICO	563.43	22,312	1,023,452	23,206
	MYANMAR, UNION OF (BURMA)	2,130.50	35,647	1,635,128	39,499
	NETHERLANDS	109,417.25	7,002,010	321,182,199	7,257,930
	NORWAY	2,311.10	45,846	2,102,956	54,610
	PEOPLE'S REPUBLIC OF CHINA	4,333,530.68	23,313,472	1,069,388,960	24,578,774
	POLAND	4,938.79	413,330	18,959,448	436,035
	PORTUGAL	21,937.89	130,197	5,972,136	189,992
	PUERTO RICO	73,958.37	111,731	5,125,101	114,409
	REPUBLIC OF KOREA	711,450.86	22,802,884	1,045,968,288	24,977,697
	SINGAPORE	478,975.93	29,182,419	1,338,597,559	31,320,153
	SLOVENIA	1,150.36	15,615	716,260	16,273
	SPAIN	10,153.68	112,701	5,169,594	126,752
	SWEDEN	15,657.94	174,857	8,020,690	181,759
	SWITZERLAND	14,505.44	983,846	45,129,015	1,039,659
	TAIWAN (REP. OF CHINA)	470,908.45	5,396,929	247,557,133	5,748,989
	THAILAND	888,818.83	10,550,007	483,928,820	11,033,107
	TURKEY	1,460.88	13,557	621,860	15,967
	UK OF GREAT BRITAIN AND N. IRELAND	9,425.58	384,665	17,644,582	402,824
	UNITED ARAB EMIRATES, N.E.S.	657.71	9,254	424,481	9,426
	UNITED STATES OF AMERICA	285,141.39	20,769,524	952,698,066	22,400,070
	VIETNAM	144,107.48	942,964	43,253,758	994,802
847990	Parts of the goods of subheading 8479.89.10, 8479.49.20 and other electrically operated machines	19,685,136.49	567,925,778	26,050,755,436	608,159,363
	ALBANIA	14.81	1,049	48,117	1,198

TABLE 8 - Continued

PSCC CODE	COMMODITY AND COUNTRY OF ORIGIN	GROSS WEIGHT (GK)	FOB VALUE		CIF
			DOLLARS	PESOS	DOLLARS
	ANTIGUA AND BARBUDA	0.24	103	4,725	107
	AUSTRALIA	22,171.56	1,073,931	49,261,215	1,144,115
	AUSTRIA	9,333.82	521,927	23,940,791	545,067
	BAHRAIN	0.01	22	1,009	38
	BELGIUM	13,927.15	914,218	41,935,179	982,774
	BRAZIL	465.28	93,177	4,274,029	104,128
	CAMBODIA (DEMOCRATIC KAMPUCHEA)	1,304.24	3,585	164,444	3,735
	CANADA	6,606.07	961,167	44,088,730	1,006,173
	COSTA RICA	0.85	245	11,238	321
	CROATIA	6.10	432	19,816	492
	CZECH REPUBLIC (CZECHOSLOVAKIA)	3,266.88	289,228	13,266,888	305,080
	DEMOCRATIC PEOPLE'S REP. OF KOREA	110,715.52	308,350	14,144,014	323,403
	DENMARK	5,154.08	449,202	20,604,895	471,469
	ECUADOR	2.50	989	45,365	1,056
	EL SALVADOR	0.32	448	20,550	460
	ESTONIA	1.66	571	26,192	654
	FINLAND	8,292.66	917,174	42,070,772	981,130
	FRANCE	19,864.10	1,713,308	78,589,438	1,859,571
	GEORGIA	28.75	15,239	699,013	16,257
	GERMANY	191,613.79	14,427,629	661,795,341	15,526,528
	GUINEA-BISSAU, REP. OF	0.85	932	42,751	995
	HONG KONG, CHINA	907,093.96	25,031,429	1,148,191,650	26,740,329
	HUNGARY	5,963.08	206,945	9,492,568	223,614
	INDIA	44,156.64	788,796	36,182,073	826,497
	INDONESIA	65,903.44	2,225,939	102,103,822	2,461,196
	IRELAND	2,347.59	328,563	15,071,185	356,077
	ISRAEL	8,490.86	672,428	30,844,272	705,859
	ITALY	49,913.35	2,319,587	106,399,456	2,440,422
	JAMAICA (EXCLUDES CAYMAN IS., TURKS, CAICOS)	70.54	13,549	621,493	14,042
	JAPAN	5,941,416.52	242,329,867	11,115,670,999	259,733,614
	LATVIA (LATVIAN SOVIET SOCIALIST REP.)	5.24	96	4,404	110
	LEBANON	0.39	1,240	56,879	1,290
	LIECHTENSTEIN	1,057.92	407,414	18,688,080	430,502
	LUXEMBOURG	59.97	5,222	239,533	6,235
	MACAU	6,769.98	33,640	1,543,067	35,983
	MALAYSIA	875,086.43	15,525,655	712,161,796	16,660,831
	MALTA	6,869.44	273,797	12,559,068	286,128
	MEXICO	10,108.96	5,139,382	235,743,452	5,323,754
	MOROCCO	151.41	5,777	264,991	5,777
	MYANMAR, UNION OF (BURMA)	28.60	2,422	111,097	2,490
	NETHERLANDS	36,907.10	2,100,577	96,353,467	2,258,752
	NEW ZEALAND	1,805.06	156,299	7,169,435	163,234
	NORWAY	33.23	29,004	1,330,413	31,533
	PAKISTAN, ISLAMIC REP. OF	41.88	8,543	391,867	8,947
	PEOPLE'S REPUBLIC OF CHINA	6,607,319.26	69,938,524	3,208,080,096	74,579,810
	PERU	13.21	1,778	81,557	1,828
	POLAND	2,014.05	380,689	17,462,205	401,700
	PORTUGAL	457.52	4,492	206,048	4,721
	PUERTO RICO	1,194.50	1,708	78,346	1,943
	QATAR	13.56	339	15,550	409
	REPUBLIC OF KOREA	1,641,821.56	50,168,585	2,301,232,994	54,935,563
	ROMANIA	46.02	18,105	830,477	19,046
	RUSSIAN FEDERATION	4,420.21	52,881	2,425,651	54,741
	SAUDI ARABIA	11.13	2,245	102,978	2,359
	SIERRA LEONE	0.87	706	32,384	839
	SINGAPORE	593,549.14	37,094,222	1,701,511,963	39,620,230
	SLOVAK REPUBLIC (SLOVAKIA)	501.20	11,594	531,816	12,045
	SLOVENIA	493.41	5,278	242,102	5,532
	SOUTH AFRICA, REP. OF	1,111.97	4,848	222,378	5,160
	SPAIN	22,758.94	876,240	40,193,129	944,010
	SRI LANKA (CEYLON)	162.14	8,399	385,262	8,955
	SWEDEN	10,322.04	603,886	27,700,251	642,665
	SWITZERLAND	104,391.25	2,146,469	98,458,533	2,312,539
	TAIWAN (REP. OF CHINA)	1,182,353.64	25,785,143	1,182,764,509	27,184,772
	THAILAND	462,887.98	8,556,362	392,480,325	9,266,626
	TUNISIA	2.54	178	8,165	205
	TURKEY	10,028.31	113,214	5,193,126	120,344
	UK OF GREAT BRITAIN AND N. IRELAND	25,015.27	3,860,871	177,098,153	4,013,438
	UKRAINE (UKRAINIAN S.S.R.)	0.76	3,020	138,527	3,020
	UNITED ARAB EMIRATES, N.E.S.	1,372.07	78,441	3,598,090	78,825
	UNITED STATES OF AMERICA	462,249.90	43,990,144	2,017,827,904	46,707,408
	URUGUAY	98.50	14,058	644,840	14,092
	VIETNAM	193,469.86	4,903,799	224,937,260	5,223,961
	ZAMBIA	2.85	463	21,238	610

TABLE 8 - Continued

PSCC CODE	COMMODITY AND COUNTRY OF ORIGIN	GROSS WEIGHT (GK)	FOB VALUE		CIF
			DOLLARS	PESOS	DOLLARS
8480	Moulding boxes for metal foundry; mould bases; moulding patterns; moulds for metal (other than ingot moulds), metal carbides, glass, mineral materials, rubber or plastics.	4,872,874.03	44,837,115	2,056,678,469	47,688,778
848010	Moulding boxes for metal foundry	27,923.50	386,726	17,739,122	404,620
	JAPAN	3,352.63	68,230	3,129,710	71,877
	REPUBLIC OF KOREA	1,741.31	51,854	2,378,543	53,726
	SPAIN	22,811.24	265,369	12,172,476	277,657
	TAIWAN (REP. OF CHINA)	14.99	773	35,458	826
	UNITED STATES OF AMERICA	3.33	500	22,935	534
848020	Moulding bases	496,025.11	2,456,021	112,657,684	2,767,501
	AUSTRALIA	22.50	924	42,384	987
	CANADA	0.87	648	29,724	760
	DENMARK	71.63	8,954	410,720	9,393
	FRANCE	300.66	51,453	2,360,149	54,974
	HONG KONG, CHINA	39,526.62	304,444	13,964,846	335,338
	ITALY	137.80	480	22,018	544
	JAPAN	5,917.09	285,033	13,074,464	300,414
	MALAYSIA	1,805.32	1,627	74,630	1,844
	PEOPLE'S REPUBLIC OF CHINA	305,010.87	634,030	29,082,956	813,369
	REPUBLIC OF KOREA	18,502.35	157,834	7,239,846	167,170
	SINGAPORE	3,813.95	612,958	28,116,383	649,968
	TAIWAN (REP. OF CHINA)	120,612.17	387,842	17,790,313	422,265
	THAILAND	218.05	198	9,082	227
	UK OF GREAT BRITAIN AND N. IRELAND	85.23	9,596	440,169	10,248
848030	Moulding patterns	628,916.29	5,698,735	261,400,974	5,922,180
	CHILE	34,103.06	131,289	6,022,226	143,524
	EGYPT ARAB REPUBLIC	933.00	933	42,797	1,226
	GERMANY	175,139.83	1,415,776	64,941,645	1,422,156
	HONG KONG, CHINA	7,014.50	24,994	1,146,475	26,153
	INDONESIA	46.55	1,683	77,199	1,690
	ITALY	152.21	3,471	159,215	3,741
	JAPAN	58,013.74	1,244,267	57,074,527	1,305,420
	MALAYSIA	88,099.99	481,330	22,078,607	496,654
	NETHERLANDS	620.82	233,877	10,727,938	240,474
	PEOPLE'S REPUBLIC OF CHINA	136,459.25	404,156	18,538,636	432,402
	PUERTO RICO	13.14	408	18,715	436
	REPUBLIC OF KOREA	42,339.23	1,015,002	46,558,141	1,075,609
	SINGAPORE	8,051.70	65,843	3,020,218	67,778
	TAIWAN (REP. OF CHINA)	55,632.30	389,946	17,886,823	405,818
	THAILAND	14,612.99	134,825	6,184,423	141,171
	UK OF GREAT BRITAIN AND N. IRELAND	103.51	16,517	757,635	17,670
	UNITED STATES OF AMERICA	7,578.47	134,356	6,162,910	140,191
	VIETNAM	2.00	62	2,844	67
848041	Moulds for metal or metal carbides, injection or compression types	23,616.20	497,290	22,810,693	530,613
	GERMANY	0.83	332	15,229	376
	HONG KONG, CHINA	2,093.28	13,482	618,419	15,711
	JAPAN	15,641.15	280,909	12,885,296	296,716
	PEOPLE'S REPUBLIC OF CHINA	4,144.71	73,147	3,355,253	78,142
	SINGAPORE	1,627.39	126,030	5,780,996	136,102
	TAIWAN (REP. OF CHINA)	26.62	1,173	53,806	1,265
	THAILAND	76.13	1,608	73,759	1,674
	UNITED STATES OF AMERICA	6.09	609	27,935	627
848049	Other moulds for metal or metal carbides	851,898.88	8,121,351	372,526,371	8,596,123
	GERMANY	49,709.82	175,730	8,060,735	176,200
	HONG KONG, CHINA	15,699.52	96,558	4,429,115	108,873
	INDIA	11,650.52	15,148	694,839	15,909
	INDONESIA	303.30	719	32,981	750
	JAPAN	225,616.43	4,868,798	223,331,764	5,017,658
	MALAYSIA	35,083.53	131,880	6,049,336	141,023
	MEXICO	22.16	17,043	781,762	17,702
	PEOPLE'S REPUBLIC OF CHINA	363,149.14	1,747,124	80,140,578	1,995,231
	REPUBLIC OF KOREA	22,420.04	532,255	24,414,537	569,217

TABLE 8 - Continued

PSC CODE	COMMODITY AND COUNTRY OF ORIGIN	GROSS WEIGHT (GK)	FOB VALUE		CIF DOLLARS
			DOLLARS	PESOS	
	SINGAPORE	623.92	31,397	1,440,180	34,649
	TAIWAN (REP. OF CHINA)	50,096.87	261,517	11,995,785	270,912
	THAILAND	9,129.70	60,657	2,782,337	61,112
	UNITED ARAB EMIRATES, N.E.S.	61,743.46	77,880	3,572,356	78,264
	UNITED STATES OF AMERICA	6,639.56	101,251	4,644,383	105,134
	VIETNAM	10.91	3,394	155,683	3,489
848050	Moulds for glass	153,190.57	2,326,237	106,704,491	2,476,395
	BAHRAIN	10,854.82	34,428	1,579,212	34,428
	CANADA	26,571.11	77,865	3,571,668	80,749
	INDIA	23.68	564	25,871	587
	INDONESIA	66.13	4,588	210,452	4,746
	JAPAN	9,302.31	197,814	9,073,728	227,099
	PEOPLE'S REPUBLIC OF CHINA	92,568.65	1,604,879	73,615,800	1,703,611
	REPUBLIC OF KOREA	59.36	3,174	145,591	3,203
	SINGAPORE	191.56	31,191	1,430,731	32,952
	TAIWAN (REP. OF CHINA)	13,031.00	355,951	16,327,472	371,094
	THAILAND	169.45	14,240	653,189	16,287
	UK OF GREAT BRITAIN AND N. IRELAND	12.22	720	33,026	768
	VIETNAM	340.28	823	37,751	871
848060	Moulds for mineral materials	880,121.86	3,863,127	177,201,636	4,081,457
	AUSTRALIA	58.08	311	14,266	329
	ESTONIA	1,582.80	17,588	806,762	18,002
	GERMANY	20,594.90	184,287	8,453,245	216,608
	HONG KONG, CHINA	10,459.29	368,535	16,904,700	388,201
	ITALY	7.12	54,284	2,490,007	55,815
	JAPAN	67,489.29	491,108	22,527,124	511,112
	MALAYSIA	518,090.90	1,520,828	69,760,380	1,596,133
	PEOPLE'S REPUBLIC OF CHINA	35,770.36	208,838	9,579,399	216,444
	REPUBLIC OF KOREA	97,212.64	103,586	4,751,490	109,690
	SINGAPORE	750.02	29,016	1,330,964	30,920
	TAIWAN (REP. OF CHINA)	21,147.15	172,288	7,902,850	178,362
	THAILAND	731.45	3,207	147,105	3,329
	UNITED STATES OF AMERICA	106,227.86	709,251	32,533,344	756,512
848071	Moulds for rubber or plastics, injection or compression types	1,147,047.26	8,874,142	407,056,895	9,364,833
	AUSTRALIA	148.02	28,388	1,302,158	28,422
	BELGIUM	93.98	2,615	119,950	3,434
	CANADA	0.87	2,534	116,235	2,600
	FRANCE	3.34	808	37,063	841
	GERMANY	331.86	203,736	9,345,371	209,729
	HONG KONG, CHINA	30,040.10	555,664	25,488,308	594,966
	INDIA	927.39	29,500	1,353,165	32,396
	INDONESIA	10,183.02	30,845	1,414,860	32,113
	IRELAND	14.19	6,511	298,660	6,717
	ITALY	728.05	12,998	596,218	15,241
	JAPAN	38,747.77	1,551,092	71,148,590	1,652,620
	MALAYSIA	20,884.18	82,840	3,799,871	85,543
	PEOPLE'S REPUBLIC OF CHINA	718,613.65	3,664,925	168,110,110	3,850,216
	REPUBLIC OF KOREA	24,372.02	714,855	32,790,399	764,713
	SINGAPORE	11,167.86	1,114,350	51,115,234	1,168,278
	SWITZERLAND	115.87	42,231	1,937,136	43,858
	TAIWAN (REP. OF CHINA)	268,050.44	595,656	27,322,740	619,322
	THAILAND	2,283.79	98,048	4,497,462	104,220
	UNITED STATES OF AMERICA	19,076.88	68,746	3,153,379	71,958
	VIETNAM	1,263.98	67,800	3,109,986	77,646
848079	Other moulds for rubber or plastics	664,134.36	12,613,486	578,580,603	13,545,056
	AUSTRALIA	4.34	232	10,642	252
	AUSTRIA	482.86	52,347	2,401,157	57,025
	BRAZIL	127.53	12,684	581,815	13,974
	CANADA	601.83	151,657	6,956,507	152,215
	DENMARK	566.51	435,418	19,972,624	453,553
	FRANCE	1,319.53	188,085	8,627,459	199,381
	GERMANY	5,165.93	843,703	38,700,656	867,226
	HONG KONG, CHINA	47,823.67	1,568,564	71,950,031	1,752,415
	INDIA	9,598.21	237,261	10,883,162	246,161
	INDONESIA	41.08	1,993	91,419	2,116
	IRELAND	83.27	1,613	73,988	1,723

TABLE 8 - Continued

PSCC CODE	COMMODITY AND COUNTRY OF ORIGIN	GROSS WEIGHT (GK)	FOB VALUE		CIF DOLLARS
			DOLLARS	PESOS	
	ITALY	88.26	2,784	127,702	3,089
	JAPAN	95,349.56	3,186,790	146,178,058	3,423,734
	MALAYSIA	10,013.05	181,980	8,347,422	203,370
	NETHERLANDS	41.73	13,453	617,089	13,825
	PEOPLE'S REPUBLIC OF CHINA	302,809.93	1,946,252	89,274,579	2,111,407
	PUERTO RICO	2,368.31	2,732	125,317	2,792
	REPUBLIC OF KOREA	70,466.32	1,699,866	77,972,853	1,872,887
	SINGAPORE	21,270.26	505,313	23,178,707	522,602
	TAIWAN (REP. OF CHINA)	82,088.11	888,193	40,741,413	914,797
	THAILAND	8,384.89	301,137	13,813,154	321,163
	UK OF GREAT BRITAIN AND N. IRELAND	179.18	20,951	961,022	22,148
	UNITED ARAB EMIRATES, N.E.S.	1,068.33	13,533	620,759	14,027
	UNITED STATES OF AMERICA	4,177.75	356,604	16,357,426	372,769
	VIETNAM	13.92	341	15,642	405
8481	Taps, cocks, valves and similar appliances for pipes, boiler shells, tanks, vats or the like, including pressure-reducing valves and thermostatically controlled valves.	13,930,666.15	134,365,508	6,163,345,866	141,658,470
848110	Pressure-reducing valves	1,010,653.77	9,293,518	426,293,671	9,716,637
	AUSTRALIA	7,977.09	810,600	37,182,222	870,167
	AUSTRIA	88.18	4,094	187,792	4,248
	BELGIUM	462.13	40,755	1,869,432	44,076
	CANADA	1,264.53	36,049	1,653,567	39,102
	CZECH REPUBLIC (CZECHOSLOVAKIA)	145.21	2,805	128,665	3,238
	DENMARK	69.37	6,553	300,586	7,152
	FINLAND	42.64	22,284	1,022,167	22,355
	FRANCE	1,722.65	29,481	1,352,293	30,727
	GERMANY	14,916.58	429,471	19,699,835	446,508
	HONG KONG, CHINA	9,242.95	162,926	7,473,416	171,078
	HUNGARY	15.73	115	5,275	118
	INDIA	3,147.92	42,307	1,940,622	43,559
	ISRAEL	8,037.95	100,328	4,602,045	102,829
	ITALY	3,351.55	171,539	7,868,494	177,444
	JAPAN	101,063.71	1,099,780	50,446,909	1,152,768
	MALAYSIA	10,440.00	119,027	5,459,768	122,840
	MEXICO	0.76	301	13,807	396
	NETHERLANDS	7,923.82	338,373	15,521,170	357,437
	PEOPLE'S REPUBLIC OF CHINA	485,086.47	1,744,200	80,006,454	1,816,032
	POLAND	603.90	6,039	277,009	6,114
	REPUBLIC OF KOREA	2,128.63	115,540	5,299,820	120,944
	SAUDI ARABIA	10.14	672	30,825	676
	SINGAPORE	67,731.02	1,046,067	47,983,094	1,095,116
	SPAIN	5,625.09	229,347	10,520,147	237,947
	SWEDEN	12,149.02	153,838	7,056,549	162,067
	SWITZERLAND	1,208.19	103,622	4,753,141	106,964
	TAIWAN (REP. OF CHINA)	246,543.87	1,816,704	83,332,212	1,881,594
	THAILAND	1,575.32	21,642	992,719	22,560
	UK OF GREAT BRITAIN AND N. IRELAND	1,991.46	167,011	7,660,795	171,537
	UNITED ARAB EMIRATES, N.E.S.	5.99	492	22,568	546
	UNITED STATES OF AMERICA	15,127.94	461,880	21,186,435	488,796
	VIETNAM	953.96	9,676	443,838	9,702
848120	Valves for oleohydraulic or pneumatic transmissions	102,909.31	3,102,345	142,304,562	3,407,949
	AUSTRALIA	169.55	9,007	413,151	10,134
	AUSTRIA	4,378.06	9,627	441,590	10,605
	BELGIUM	431.01	62,880	2,884,306	65,544
	CANADA	14.51	841	38,577	974
	DENMARK	298.65	53,899	2,472,347	55,147
	FRANCE	136.49	71,655	3,286,815	74,873
	GERMANY	4,150.02	349,863	16,048,215	368,934
	HONG KONG, CHINA	267.38	18,820	863,274	19,454
	INDIA	290.49	11,836	542,917	12,945
	IRELAND	1.86	462	21,192	494
	ITALY	350.31	19,114	876,759	20,597
	JAPAN	37,846.50	1,080,945	49,582,947	1,268,949
	NETHERLANDS	610.99	10,485	480,947	11,203
	PEOPLE'S REPUBLIC OF CHINA	8,137.62	159,068	7,296,450	167,422
	POLAND	3.33	353	16,192	385
	PORTUGAL	1.67	7,152	328,062	7,631
	REPUBLIC OF KOREA	4,227.13	258,392	11,852,441	271,520
	SINGAPORE	5,430.47	230,431	10,569,870	245,809

TABLE 8 - Continued

PSCC CODE	COMMODITY AND COUNTRY OF ORIGIN	GROSS WEIGHT (GK)	FOB VALUE		CIF DOLLARS
			DOLLARS	PESOS	
	SPAIN	228.56	15,581	714,700	17,248
	SWEDEN	648.11	47,469	2,177,402	50,977
	SWITZERLAND	371.49	105,199	4,825,478	109,597
	TAIWAN (REP. OF CHINA)	32,700.07	38,640	1,772,416	40,489
	THAILAND	327.01	47,157	2,163,092	48,597
	TURKEY	49.98	354	16,238	379
	UK OF GREAT BRITAIN AND N. IRELAND	128.63	50,309	2,307,674	51,724
	UNITED ARAB EMIRATES, N.E.S.	273.62	3,874	177,700	4,301
	UNITED STATES OF AMERICA	1,403.62	404,678	18,562,579	434,806
	VIETNAM	32.18	34,254	1,571,231	37,211
848130	Check valves	773,533.24	5,630,402	258,266,544	5,959,005
	AUSTRALIA	5,668.88	125,296	5,747,327	130,022
	AUSTRIA	77.73	650	29,815	688
	BELGIUM	395.70	26,584	1,219,408	29,144
	BRAZIL	12.48	1,112	51,007	1,112
	CANADA	8,299.84	157,626	7,230,304	166,249
	CHILE	0.90	1,218	55,870	1,220
	CZECH REPUBLIC (CZECHOSLOVAKIA)	1.16	74	3,394	87
	DENMARK	583.32	18,828	863,640	19,699
	FINLAND	13.28	2,462	112,932	2,683
	FRANCE	1,942.20	88,487	4,058,899	99,762
	GERMANY	5,925.86	406,449	18,643,816	425,895
	HONG KONG, CHINA	5,233.55	62,419	2,863,159	72,253
	INDIA	12,473.13	78,366	3,594,649	81,142
	INDONESIA	45.29	4,363	200,131	4,723
	IRELAND	17.52	774	35,503	1,020
	ISRAEL	17,943.62	214,054	9,818,657	219,515
	ITALY	26,262.90	272,970	12,521,135	282,619
	JAPAN	82,028.79	674,760	30,951,242	719,279
	MALAYSIA	97.38	19,583	898,272	19,959
	NETHERLANDS	4,993.21	138,229	6,340,564	144,188
	NEW ZEALAND	237.29	23,780	1,090,789	26,475
	NORWAY	59.13	18,127	831,485	18,601
	PEOPLE'S REPUBLIC OF CHINA	286,456.30	721,516	33,095,941	751,311
	REPUBLIC OF KOREA	10,192.31	65,424	3,000,999	70,859
	SINGAPORE	99,365.95	764,163	35,052,156	805,630
	SLOVENIA	0.95	165	7,569	206
	SPAIN	483.27	23,132	1,061,065	23,749
	SWEDEN	79.78	8,990	412,371	9,632
	SWITZERLAND	87.33	15,107	692,958	15,835
	TAIWAN (REP. OF CHINA)	34,174.81	198,958	9,126,204	204,292
	THAILAND	39,183.57	99,909	4,582,827	104,148
	UK OF GREAT BRITAIN AND N. IRELAND	2,421.92	211,012	9,679,121	220,263
	UNITED ARAB EMIRATES, N.E.S.	2.44	855	39,219	887
	UNITED STATES OF AMERICA	128,563.80	1,180,295	54,140,132	1,280,791
	VIETNAM	207.65	4,665	213,984	5,067
848140	Safety or relief valves	282,029.25	5,350,541	245,429,315	5,626,245
	AUSTRALIA	336.75	82,246	3,772,624	86,390
	AUSTRIA	11.66	8,798	403,564	9,400
	BELGIUM	158.36	5,358	245,771	5,655
	CANADA	180.26	8,285	380,033	9,002
	CZECH REPUBLIC (CZECHOSLOVAKIA)	4.84	1,971	90,410	2,166
	DENMARK	59.63	11,863	544,156	12,591
	FINLAND	72.46	6,824	313,017	7,291
	FRANCE	468.60	20,425	936,895	21,391
	GERMANY	7,136.97	266,355	12,217,704	276,192
	HONG KONG, CHINA	16,734.39	74,336	3,409,792	77,036
	INDIA	5,481.52	127,984	5,870,626	128,253
	INDONESIA	112.75	2,661	122,060	2,789
	ITALY	39.67	3,769	172,884	4,025
	JAPAN	34,699.70	831,248	38,129,346	873,658
	MALAYSIA	90.92	7,231	331,686	7,665
	MEXICO	5.82	544	24,953	612
	NETHERLANDS	217.92	32,722	1,500,959	34,977
	PEOPLE'S REPUBLIC OF CHINA	154,377.89	1,462,708	67,094,417	1,531,970
	POLAND	4.42	1,658	76,052	1,725
	REPUBLIC OF KOREA	2,369.91	78,935	3,620,748	81,618
	SINGAPORE	11,692.03	452,562	20,759,019	474,262
	SPAIN	235.50	3,059	140,316	3,463
	SWEDEN	80.59	7,937	364,070	8,611

TABLE 8 - *Continued*

PSCC CODE	COMMODITY AND COUNTRY OF ORIGIN	GROSS WEIGHT (GK)	FOB VALUE		CIF
			DOLLARS	PESOS	DOLLARS
	SWITZERLAND	35.38	4,027	184,718	4,305
	TAIWAN (REP. OF CHINA)	10,304.91	350,630	16,083,398	383,262
	THAILAND	10,611.72	136,878	6,278,594	138,955
	TURKEY	112.58	397	18,210	428
	UK OF GREAT BRITAIN AND N. IRELAND	4,584.52	305,274	14,002,918	326,913
	UNITED ARAB EMIRATES, N.E.S.	23.86	2,759	126,555	3,021
	UNITED STATES OF AMERICA	21,783.72	1,051,097	48,213,820	1,108,619
848180	Other taps, cocks, valves and similar appliances, n.e.s.	10,238,622.98	87,090,939	3,994,861,379	91,582,617
	ANDORRA	5.17	920	42,200	957
	ARGENTINA	752.28	14,734	675,848	17,975
	AUSTRALIA	32,164.13	1,466,642	67,274,869	1,542,358
	AUSTRIA	4,799.35	111,531	5,115,928	130,890
	BARBADOS	12.13	91	4,174	91
	BELGIUM	11,856.73	586,826	26,917,710	630,151
	BRAZIL	338.13	18,462	846,852	19,576
	CANADA	10,151.84	338,743	15,538,142	363,057
	CHILE	5.44	4,261	195,452	4,733
	CZECH REPUBLIC (CZECHOSLOVAKIA)	101.37	5,883	269,853	6,516
	DEMOCRATIC PEOPLE'S REP. OF KOREA	29.27	5,222	239,533	5,658
	DENMARK	7,737.59	279,461	12,818,875	297,988
	FINLAND	994.29	144,954	6,649,040	162,972
	FRANCE	108,253.78	2,110,066	96,788,730	2,280,681
	GERMANY	280,728.87	7,194,590	330,015,843	7,462,166
	GREECE	0.39	692	31,742	720
	HONG KONG, CHINA	223,432.28	803,362	36,850,217	846,143
	HUNGARY	16.11	886	40,641	922
	INDIA	179,033.06	2,290,889	105,083,078	2,417,665
	INDONESIA	42,693.56	201,879	9,260,190	213,867
	IRELAND	7.13	2,024	92,841	2,196
	ISRAEL	31,223.31	661,200	30,329,244	695,963
	ITALY	271,525.68	4,270,443	195,885,218	4,446,640
	JAPAN	694,642.16	9,482,692	434,971,085	10,117,550
	KENYA	53.95	657	30,137	688
	LUXEMBOURG	91.42	14,016	642,914	14,740
	MACAU	11.87	42	1,927	44
	MALAYSIA	264,854.86	2,324,651	106,631,742	2,422,600
	MEXICO	1,631.11	26,848	1,231,518	28,660
	MYANMAR, UNION OF (BURMA)	207.02	19,770	906,850	21,582
	NETHERLANDS	34,412.55	1,436,367	65,886,154	1,511,365
	NEW ZEALAND	1,386.06	106,859	4,901,622	108,823
	NORWAY	373.80	25,169	1,154,502	28,457
	PAPUA NEW GUINEA	27.91	1,541	70,686	1,732
	PEOPLE'S REPUBLIC OF CHINA	6,074,114.71	25,429,722	1,166,461,349	26,468,541
	POLAND	1,087.63	66,105	3,032,236	75,322
	QATAR	10.51	296	13,578	357
	REPUBLIC OF KOREA	108,698.77	1,598,968	73,344,661	1,689,024
	ROMANIA	1.97	99	4,541	105
	SAUDI ARABIA	308.28	11,617	532,872	12,190
	SEYCHELLES REPUBLIC	0.87	242	11,101	273
	SIERRA LEONE	6.61	144	6,605	159
	SINGAPORE	327,351.59	8,040,429	368,814,478	8,513,463
	SLOVENIA	18.95	1,540	70,639	1,560
	SOUTH AFRICA, REP. OF	2,171.07	157,057	7,204,205	164,952
	SPAIN	20,320.29	739,411	33,916,783	789,152
	SWEDEN	10,681.15	202,904	9,307,206	211,243
	SWITZERLAND	4,642.16	403,284	18,498,637	425,401
	TAIWAN (REP. OF CHINA)	305,250.29	2,097,283	96,202,371	2,246,108
	THAILAND	553,398.60	5,087,424	233,360,138	5,252,580
	TURKEY	4,979.06	15,483	710,205	16,155
	UK OF GREAT BRITAIN AND N. IRELAND	39,868.77	2,631,094	120,688,281	2,815,558
	UNITED ARAB EMIRATES, N.E.S.	502.35	125,141	5,740,218	142,160
	UNITED STATES OF AMERICA	577,111.58	6,410,243	294,037,848	6,828,252
	VIETNAM	4,543.17	120,080	5,508,070	123,936
848190	Parts of appliances of heading 84.81	1,522,917.60	23,897,763	1,096,190,395	25,366,017
	ARGENTINA	43.47	579	26,559	912
	AUSTRALIA	1,022.90	241,930	11,097,329	250,687
	AUSTRIA	15.72	9,783	448,746	10,577
	BELGIUM	804.96	42,306	1,940,576	45,986
	BRAZIL	1.67	139	6,376	158
	CANADA	5,462.11	106,961	4,906,301	111,912

TABLE 8 - *Continued*

PSCC CODE	COMMODITY AND COUNTRY OF ORIGIN	GROSS WEIGHT (GK)	FOB VALUE		CIF
			DOLLARS	PESOS	DOLLARS
	CZECH REPUBLIC (CZECHOSLOVAKIA)	11.58	1,618	74,218	1,631
	DENMARK	761.10	29,035	1,331,836	31,071
	FINLAND	402.14	114,867	5,268,950	116,755
	FRANCE	1,566.25	623,650	28,606,825	660,785
	GERMANY	15,607.70	1,272,832	58,384,804	1,308,615
	HONG KONG, CHINA	2,635.95	265,041	12,157,431	273,549
	HUNGARY	14.23	294	13,486	344
	INDIA	9,104.05	848,461	38,918,907	890,071
	INDONESIA	252.49	578	26,513	628
	IRELAND	0.21	1,936	88,804	1,990
	ISRAEL	4,085.09	135,145	6,199,101	142,769
	ITALY	22,388.81	366,010	16,788,879	384,140
	JAPAN	129,723.18	1,877,929	86,140,604	2,087,086
	LUXEMBOURG	26.91	8,745	401,133	9,098
	MALAYSIA	31,985.83	103,365	4,741,352	111,319
	NETHERLANDS	3,847.35	234,547	10,758,671	249,482
	NEW ZEALAND	1,914.68	168,375	7,723,361	175,303
	NORWAY	10.52	6,934	318,063	8,080
	PAKISTAN, ISLAMIC REP. OF	352.59	370	16,972	394
	PEOPLE'S REPUBLIC OF CHINA	609,914.45	2,013,447	92,356,815	2,094,582
	POLAND	5,294.93	195,010	8,945,109	208,163
	PORTUGAL	1.66	118	5,413	126
	REPUBLIC OF KOREA	30,070.76	313,769	14,392,584	325,928
	SINGAPORE	73,824.52	1,364,007	62,567,000	1,479,247
	SLOVENIA	53.30	1,711	78,484	2,110
	SPAIN	2,163.07	50,535	2,318,041	54,390
	SWAZILAND	8.06	14,949	685,711	15,371
	SWEDEN	319.03	105,703	4,848,597	116,050
	SWITZERLAND	417.45	100,553	4,612,366	105,034
	TAIWAN (REP. OF CHINA)	435,404.65	1,084,305	49,737,071	1,206,314
	THAILAND	47,388.07	325,649	14,937,520	340,753
	TURKEY	1.74	179	8,211	191
	UK OF GREAT BRITAIN AND N. IRELAND	24,418.55	2,368,046	108,622,270	2,487,944
	UNITED ARAB EMIRATES, N.E.S.	387.03	7,379	338,475	12,281
	UNITED STATES OF AMERICA	61,200.79	9,490,668	435,336,941	10,043,839
	VIETNAM	8.05	305	13,990	352
8482	Ball or roller bearings.	6,594,240.98	62,255,192	2,855,645,657	65,689,987
848210	Ball bearings	2,301,827.75	25,804,057	1,183,632,094	27,326,087
	AUSTRALIA	607.89	20,080	921,070	22,159
	AUSTRIA	2.29	648	29,724	677
	BELGIUM	483.90	37,694	1,729,024	40,023
	CANADA	1.95	216	9,908	229
	COLOMBIA	5.83	842	38,623	900
	DENMARK	200.61	35,014	1,606,092	36,963
	FINLAND	62.31	5,149	236,185	5,856
	FRANCE	701.24	139,796	6,412,443	146,088
	GERMANY	5,217.56	462,253	21,203,545	490,120
	GREECE	0.64	75	3,440	78
	HONG KONG, CHINA	20,918.13	239,986	11,008,158	264,607
	HUNGARY	25.82	189	8,669	194
	INDIA	27,538.20	319,577	14,658,997	339,952
	INDONESIA	8,155.41	74,953	3,438,094	82,276
	IRELAND	0.83	29	1,330	38
	ISRAEL	3,252.40	9,332	428,059	9,625
	ITALY	276.72	27,889	1,279,268	29,289
	JAPAN	599,750.83	8,979,747	411,900,995	9,530,996
	KUWAIT	7.79	90	4,128	93
	MALAYSIA	7,695.42	915,986	42,016,278	1,010,122
	MEXICO	0.92	106	4,862	120
	NETHERLANDS	734.31	108,527	4,978,133	114,038
	PEOPLE'S REPUBLIC OF CHINA	846,981.79	1,792,905	82,240,552	1,879,721
	QATAR	9.56	389	17,843	405
	REPUBLIC OF KOREA	55,506.64	989,224	45,375,705	1,029,910
	SINGAPORE	523,327.22	6,523,973	299,254,642	6,862,244
	SLOVAK REPUBLIC (SLOVAKIA)	1.43	333	15,275	356
	SPAIN	22.38	1,571	72,062	1,653
	SWEDEN	1,745.33	96,282	4,416,455	100,189
	SWITZERLAND	1,757.11	418,270	19,186,045	446,462
	TAIWAN (REP. OF CHINA)	59,620.32	233,745	10,721,883	252,834
	THAILAND	119,657.79	2,888,999	132,518,384	3,067,876
	TURKEY	25.67	1,691	77,566	1,698

TABLE 8 - Continued

PSCC CODE	COMMODITY AND COUNTRY OF ORIGIN	GROSS WEIGHT (GK)	FOB VALUE		CIF DOLLARS
			DOLLARS	PESOS	
	UK OF GREAT BRITAIN AND N. IRELAND	1,206.96	294,678	13,516,880	310,754
	UNITED ARAB EMIRATES, N.E.S.	7.35	3,021	138,573	3,147
	UNITED STATES OF AMERICA	15,812.10	1,174,601	53,878,948	1,235,584
	VIETNAM	505.10	6,197	284,256	8,811
848220	Tapered roller bearings, including cone and tapered roller assemblies	470,347.43	6,499,876	298,149,314	6,663,967
	AUSTRALIA	926.11	69,633	3,194,066	74,373
	BELGIUM	106.71	3,317	152,151	3,526
	CZECH REPUBLIC (CZECHOSLOVAKIA)	12,393.44	108,836	4,992,307	110,202
	DEMOCRATIC PEOPLE'S REP. OF KOREA	456.78	5,708	261,826	6,480
	FINLAND	23.38	1,314	60,273	1,403
	FRANCE	27.38	8,079	370,584	8,160
	GERMANY	3,897.23	107,238	4,919,007	110,395
	HONG KONG, CHINA	529.85	19,796	908,043	21,178
	HUNGARY	18.08	132	6,055	136
	INDIA	69,065.51	701,809	32,191,979	725,772
	ITALY	458.53	11,074	507,964	11,546
	JAPAN	36,678.86	334,029	15,321,910	347,159
	MALAYSIA	11.96	488	22,385	508
	NETHERLANDS	3,349.95	292,303	13,407,939	312,807
	NEW ZEALAND	0.62	1,053	48,301	1,083
	PEOPLE'S REPUBLIC OF CHINA	8,266.43	74,138	3,400,710	81,012
	REPUBLIC OF KOREA	71,967.31	265,760	12,190,411	273,484
	SINGAPORE	193,810.49	3,360,731	154,156,731	3,419,443
	SOUTH AFRICA, REP. OF	8.14	364	16,697	375
	SWITZERLAND	19.03	768	35,228	868
	TAIWAN (REP. OF CHINA)	22,197.16	114,785	5,265,188	118,188
	THAILAND	5,162.27	75,901	3,481,579	77,978
	UK OF GREAT BRITAIN AND N. IRELAND	229.82	14,778	677,867	15,485
	UNITED STATES OF AMERICA	40,742.39	927,842	42,560,113	942,406
848230	Spherical roller bearings	267,153.80	3,742,812	171,682,787	3,864,322
	AUSTRALIA	37.58	995	45,641	1,051
	AUSTRIA	0.73	622	28,531	647
	BELGIUM	187.02	2,236	102,565	2,454
	DENMARK	7,964.24	154,532	7,088,383	158,891
	FINLAND	2.68	96	4,404	102
	GERMANY	5,453.92	137,257	6,295,979	144,877
	HONG KONG, CHINA	598.11	1,047	48,026	1,091
	INDIA	5.22	323	14,816	338
	IRELAND	418.55	9,852	451,911	10,121
	JAPAN	12,950.24	129,484	5,939,431	132,796
	PEOPLE'S REPUBLIC OF CHINA	26,244.03	134,547	6,171,671	139,524
	REPUBLIC OF KOREA	247.49	1,708	78,346	1,824
	SINGAPORE	212,329.95	3,125,978	143,388,611	3,223,210
	SWEDEN	36.53	2,673	122,611	2,862
	SWITZERLAND	5.18	1,027	47,108	1,077
	TAIWAN (REP. OF CHINA)	69.04	2,976	136,509	3,339
	UK OF GREAT BRITAIN AND N. IRELAND	35.86	5,031	230,772	5,466
	UNITED STATES OF AMERICA	567.43	32,428	1,487,472	34,652
848240	Needle roller bearings	97,470.26	911,891	41,828,440	980,598
	AUSTRALIA	4.18	353	16,192	376
	BELGIUM	151.07	4,107	188,388	4,449
	BRAZIL	95.54	162	7,431	173
	GERMANY	138.78	16,061	736,718	16,635
	HONG KONG, CHINA	4.35	1,744	79,997	1,815
	INDIA	10,208.48	116,960	5,364,955	120,658
	JAPAN	46,960.46	246,856	11,323,285	268,431
	MALAYSIA	0.83	1,708	78,346	2,111
	PEOPLE'S REPUBLIC OF CHINA	802.44	23,786	1,091,064	25,124
	REPUBLIC OF KOREA	873.88	7,740	355,034	8,940
	SINGAPORE	17,506.16	289,918	13,298,539	304,433
	SWEDEN	82.72	7,323	335,906	7,511
	SWITZERLAND	33.71	5,268	241,643	5,576
	TAIWAN (REP. OF CHINA)	19,291.83	119,941	5,501,694	142,602
	THAILAND	27.11	5,346	245,221	5,637
	UK OF GREAT BRITAIN AND N. IRELAND	0.88	35	1,605	81
	UNITED STATES OF AMERICA	1,287.84	64,583	2,962,422	66,046

TABLE 8 - Continued

PSCC CODE	COMMODITY AND COUNTRY OF ORIGIN	GROSS WEIGHT (GK)	FOB VALUE		CIF DOLLARS
			DOLLARS	PESOS	
848250	Other cylindrical roller bearings	244,375.21	3,704,580	169,929,086	3,872,844
	AUSTRALIA	16.87	12,546	575,485	12,986
	BELGIUM	123.24	7,700	353,199	8,914
	CANADA	37.46	646	29,632	820
	COLOMBIA	1.67	207	9,495	221
	FINLAND	10.55	376	17,247	401
	FRANCE	4.88	1,665	76,374	1,748
	GERMANY	942.60	116,916	5,362,937	124,179
	HONG KONG, CHINA	11.88	2,233	102,428	2,470
	HUNGARY	71.54	3,705	169,948	4,383
	INDIA	84,611.31	1,009,423	46,302,233	1,064,574
	ITALY	6.46	1,826	83,759	1,877
	JAPAN	11,897.52	264,401	12,128,074	278,722
	MALAYSIA	1,185.32	23,262	1,067,028	25,710
	PEOPLE'S REPUBLIC OF CHINA	11,366.56	38,540	1,767,830	40,187
	REPUBLIC OF KOREA	874.44	15,764	723,095	17,425
	SINGAPORE	89,031.69	1,483,539	68,049,934	1,531,690
	SOUTH AFRICA, REP. OF	140.76	6,291	288,568	6,468
	SWITZERLAND	11.68	1,880	86,236	2,099
	TAIWAN (REP. OF CHINA)	215.06	934	42,843	976
	THAILAND	37,993.94	461,762	21,181,023	474,998
	UK OF GREAT BRITAIN AND N. IRELAND	4,393.16	179,160	8,218,069	197,002
	UNITED STATES OF AMERICA	1,426.62	71,804	3,293,649	74,994
848280	Other ball or roller bearings, including combined ball/roller bearings	2,151,563.24	10,171,503	466,566,841	10,716,974
	AUSTRALIA	206.60	14,159	649,473	15,110
	AUSTRIA	26.50	6,780	310,999	7,117
	BELGIUM	412.06	15,019	688,922	15,621
	BRUNEI DARUSSALAM	4.33	104	4,770	117
	CANADA	61.18	5,864	268,982	6,093
	DENMARK	68.05	20,336	932,812	21,011
	FINLAND	39.39	2,384	109,354	2,658
	FRANCE	676.76	38,245	1,754,298	41,631
	GERMANY	15,803.77	946,548	43,418,157	1,021,400
	HONG KONG, CHINA	10,426.61	146,505	6,720,184	154,226
	INDIA	55,207.63	195,387	8,962,402	215,643
	INDONESIA	3,022.96	4,490	205,956	5,360
	ITALY	4,154.22	146,851	6,736,055	157,643
	JAPAN	204,885.89	2,270,650	104,154,716	2,360,598
	MALAYSIA	12,699.92	158,691	7,279,156	163,731
	MEXICO	23.72	1,890	86,694	2,208
	NETHERLANDS	1,115.09	64,065	2,938,662	68,401
	NEW ZEALAND	49.98	30,966	1,420,410	30,994
	PEOPLE'S REPUBLIC OF CHINA	656,762.31	976,808	44,806,183	1,012,511
	POLAND	4,214.31	65,420	3,000,815	69,191
	QATAR	11.59	460	21,100	641
	REPUBLIC OF KOREA	10,011.98	299,881	13,755,541	314,691
	SINGAPORE	996,758.35	2,145,769	98,426,424	2,249,804
	SLOVAK REPUBLIC (SLOVAKIA)	12.04	446	20,458	484
	SPAIN	349.51	6,141	281,688	6,503
	SWEDEN	214.23	18,228	836,118	19,482
	SWITZERLAND	500.94	143,919	6,601,565	151,531
	TAIWAN (REP. OF CHINA)	114,230.65	378,045	17,340,924	401,149
	THAILAND	9,779.54	963,952	44,216,478	1,006,276
	UK OF GREAT BRITAIN AND N. IRELAND	325.66	25,140	1,153,172	26,770
	UNITED ARAB EMIRATES, N.E.S.	382.76	20,181	925,702	20,761
	UNITED STATES OF AMERICA	47,066.98	1,020,063	46,790,290	1,108,405
	VIETNAM	2,057.73	38,116	1,748,381	39,213
848291	Parts of balls, needles and rollers	374,786.19	4,168,700	191,218,268	4,525,920
	AUSTRALIA	3.48	327	14,999	351
	BELGIUM	25.97	1,597	73,254	1,604
	FRANCE	257.83	32,239	1,478,803	34,165
	GERMANY	322.58	21,919	1,005,425	23,047
	HONG KONG, CHINA	128,489.83	1,770,906	81,231,458	1,935,903
	ITALY	53.40	5,401	247,744	6,009
	JAPAN	54,173.69	760,408	34,879,915	799,042
	MALAYSIA	1.50	213	9,770	219
	MEXICO	25,104.09	168,737	7,739,966	213,753
	NETHERLANDS	64.83	4,814	220,818	4,958

TABLE 8 - Continued

PSCC CODE	COMMODITY AND COUNTRY OF ORIGIN	GROSS WEIGHT (GK)	FOB VALUE		CIF DOLLARS
			DOLLARS	PESOS	
	PEOPLE'S REPUBLIC OF CHINA	40,980.86	165,058	7,571,210	171,725
	REPUBLIC OF KOREA	2,772.36	226,630	10,395,518	233,863
	SINGAPORE	4,966.29	71,087	3,260,761	75,018
	SOUTH AFRICA, REP. OF	45.07	4,519	207,287	4,971
	SPAIN	4.35	208	9,541	232
	SWITZERLAND	21.75	13,697	628,281	14,088
	TAIWAN (REP. OF CHINA)	13,690.07	208,562	9,566,739	226,516
	THAILAND	92.30	30,942	1,419,310	32,004
	TURKEY	7,304.85	6,957	319,118	7,669
	UK OF GREAT BRITAIN AND N. IRELAND	765.59	47,212	2,165,614	47,809
	UNITED STATES OF AMERICA	1,506.34	17,545	804,789	19,273
	VIETNAM	94,139.16	609,722	27,967,948	673,701
848299	Other parts of balls or rollers bearings	686,717.10	7,251,773	332,638,827	7,739,275
	AUSTRALIA	3,728.20	92,901	4,261,369	98,059
	BELGIUM	608.24	33,796	1,550,223	37,289
	BRAZIL	177.35	7,955	364,896	8,751
	CANADA	86.54	140	6,422	166
	DEMOCRATIC PEOPLE'S REP. OF KOREA	727.34	887	40,687	912
	DENMARK	168.91	21,062	966,114	22,354
	FINLAND	419.90	28,713	1,317,065	31,470
	FRANCE	29.55	2,220	101,831	2,456
	GERMANY	10,737.23	616,494	28,278,580	660,266
	HONG KONG, CHINA	13,642.40	605,283	27,764,331	661,114
	HUNGARY	18.48	1,966	90,180	2,087
	INDIA	1,352.39	36,836	1,689,667	38,088
	INDONESIA	711.05	6,192	284,027	6,555
	ITALY	573.84	91,909	4,215,866	95,074
	JAPAN	76,774.20	890,759	40,859,115	925,791
	MALAYSIA	18.77	964	44,219	1,059
	MEXICO	655.19	12,346	566,311	13,355
	NETHERLANDS	1,101.20	130,540	5,987,870	137,557
	PEOPLE'S REPUBLIC OF CHINA	286,138.04	409,943	18,804,085	439,037
	POLAND	18.66	1,580	72,475	1,645
	REPUBLIC OF KOREA	11,140.19	203,869	9,351,471	216,863
	SINGAPORE	107,913.34	1,347,253	61,798,495	1,428,727
	SOUTH AFRICA, REP. OF	50.89	1,032	47,338	1,109
	SPAIN	13.66	1,820	83,483	1,937
	SWEDEN	53.43	2,087	95,731	2,262
	SWITZERLAND	850.43	40,751	1,869,248	42,717
	TAIWAN (REP. OF CHINA)	78,606.29	515,775	23,658,599	553,439
	THAILAND	1,062.57	71,133	3,262,871	74,092
	UK OF GREAT BRITAIN AND N. IRELAND	774.38	62,686	2,875,407	69,320
	UNITED STATES OF AMERICA	6,899.62	700,983	32,154,090	755,453
	VIETNAM	81,664.82	1,311,898	60,176,761	1,410,271
8483	Transmission shafts (including cam shafts and crank shafts) and cranks; bearing housings and plain shaft bearings, gears and gearing; ball or roller screws; gear-boxes and other speed changers, including torque converters; flywheels and pulleys, including pulley blocks; clutches and shaft couplings (including universal joints).	13,529,838.58	84,576,524	3,879,525,165	89,307,244
848310	Transmission shafts (including cam shafts and crank shafts) and cranks	2,720,832.01	17,119,775	785,284,082	18,101,917
	AUSTRALIA	890.46	66,140	3,033,842	71,873
	AUSTRIA	104.47	12,173	558,376	13,199
	BELGIUM	1,214.05	45,590	2,091,213	48,882
	BRAZIL	301.54	23,312	1,069,321	23,968
	CANADA	1,518.49	44,622	2,046,811	46,151
	CYPRUS	3.26	1,378	63,209	1,426
	DENMARK	486.51	3,617	165,912	3,876
	FINLAND	79.19	6,839	313,704	7,877
	FRANCE	2,846.42	291,155	13,355,280	311,167
	GEORGIA	5.22	1,000	45,870	1,037
	GERMANY	26,096.31	1,062,757	48,748,663	1,091,756
	HONG KONG, CHINA	155,550.84	901,148	41,335,659	961,821
	HUNGARY	33.71	7,360	337,604	7,700
	INDIA	79,050.38	348,303	15,976,658	364,490
	INDONESIA	421,506.69	1,173,900	53,846,792	1,207,017
	IRELAND	38.30	3,224	147,885	3,482
	ITALY	636.14	105,613	4,844,468	111,461

TABLE 8 - Continued

PSCC CODE	COMMODITY AND COUNTRY OF ORIGIN	GROSS WEIGHT (GK)	FOB VALUE		CIF DOLLARS
			DOLLARS	PESOS	
	JAMAICA (EXCLUDES CAYMAN IS., TURKS, CAICOS)	11.01	900	41,283	937
	JAPAN	1,038,891.68	7,390,101	338,983,934	7,885,109
	KENYA	18.26	220	10,091	231
	MALAYSIA	5,016.48	157,452	7,222,324	164,151
	MEXICO	37.69	2,406	110,363	2,695
	NETHERLANDS	1,448.72	80,743	3,703,681	88,062
	NORWAY	175.65	26,849	1,231,564	33,935
	PAKISTAN, ISLAMIC REP. OF	5.06	27	1,238	31
	PEOPLE'S REPUBLIC OF CHINA	526,190.22	993,649	45,578,681	1,054,637
	POLAND	4.17	392	17,981	471
	REPUBLIC OF KOREA	204,878.22	363,184	16,659,250	390,890
	SINGAPORE	43,587.67	1,016,603	46,631,581	1,050,444
	SOUTH AFRICA, REP. OF	545.83	19,462	892,722	20,437
	SPAIN	4,060.90	55,048	2,525,053	56,693
	SWEDEN	112.92	10,692	490,442	11,243
	SWITZERLAND	2,806.05	280,824	12,881,397	291,315
	TAIWAN (REP. OF CHINA)	61,801.79	526,084	24,131,473	546,896
	THAILAND	95,753.60	1,341,494	61,534,330	1,405,240
	TURKS AND CAICOS ISLANDS	781.97	2,691	123,436	2,757
	UK OF GREAT BRITAIN AND N. IRELAND	481.09	38,572	1,769,298	43,025
	UNITED ARAB EMIRATES, N.E.S.	161.64	5,748	263,661	5,984
	UNITED STATES OF AMERICA	30,490.68	613,213	28,128,080	658,064
	VIETNAM	13,208.73	95,290	4,370,952	111,487
848320	Bearing housings, incorporating ball or roller bearings	1,648,313.20	5,510,202	252,752,963	5,922,802
	AUSTRALIA	574.84	24,043	1,102,852	25,030
	AUSTRIA	6,207.98	77,777	3,567,631	104,520
	BELGIUM	0.87	207	9,495	241
	CYPRUS	0.11	49	2,248	52
	DENMARK	193.34	8,389	384,803	8,626
	FRANCE	131.25	4,282	196,415	5,401
	GERMANY	2,228.47	130,797	5,999,658	134,827
	HONG KONG, CHINA	4,575.58	51,704	2,371,662	53,240
	INDIA	2,294.39	25,449	1,167,345	27,690
	INDONESIA	704,527.39	1,299,518	59,608,891	1,439,723
	ITALY	136.11	6,008	275,587	6,447
	JAPAN	507,170.83	1,584,222	72,668,263	1,686,214
	MALAYSIA	9,837.59	160,579	7,365,759	174,035
	NETHERLANDS	319.57	37,944	1,740,491	39,054
	PEOPLE'S REPUBLIC OF CHINA	223,361.86	461,165	21,153,638	479,027
	POLAND	547.89	26,435	1,212,573	34,197
	REPUBLIC OF KOREA	39,070.90	310,820	14,257,314	337,011
	SINGAPORE	94,830.28	876,631	40,211,064	919,493
	SWEDEN	49.89	2,104	96,510	2,111
	SWITZERLAND	212.53	40,360	1,851,313	42,187
	TAIWAN (REP. OF CHINA)	41,377.61	197,829	9,074,417	203,810
	THAILAND	5,288.28	46,604	2,137,726	51,901
	UK OF GREAT BRITAIN AND N. IRELAND	1,474.98	13,287	609,474	14,910
	UNITED STATES OF AMERICA	3,900.66	123,999	5,687,834	133,055
848330	Bearing housings, not incorporating ball or roller bearings; plain shaft bearings	1,180,086.89	9,229,421	423,353,544	9,762,389
	AUSTRALIA	1,178.35	14,261	654,152	15,348
	AUSTRIA	9.80	279	12,798	332
	BELGIUM	771.66	7,659	351,318	8,130
	CANADA	4,253.73	146,501	6,720,001	150,175
	DENMARK	221.08	37,530	1,721,501	39,814
	FINLAND	157.48	10,654	488,699	11,427
	FRANCE	427.54	66,301	3,041,227	71,382
	GERMANY	20,583.56	763,618	35,027,158	800,994
	HONG KONG, CHINA	12,734.37	144,637	6,634,499	153,024
	INDIA	7,163.89	81,066	3,718,498	87,361
	INDONESIA	835.63	2,025	92,887	2,207
	ISRAEL	28.35	6,483	297,375	6,936
	ITALY	149.65	15,195	696,995	16,404
	JAMAICA (EXCLUDES CAYMAN IS., TURKS, CAICOS)	7.17	1,546	70,915	1,550
	JAPAN	184,397.98	2,318,623	106,355,237	2,458,405
	MALAYSIA	257,564.70	1,706,461	78,275,366	1,789,942
	NETHERLANDS	6,421.57	434,243	19,918,727	472,429
	NEW ZEALAND	0.41	82	3,761	86
	PEOPLE'S REPUBLIC OF CHINA	526,625.10	804,313	36,893,837	853,353
	POLAND	2,309.68	139,717	6,408,819	146,586

TABLE 8 - Continued

PSCC CODE	COMMODITY AND COUNTRY OF ORIGIN	GROSS WEIGHT (GK)	FOB VALUE		CIF DOLLARS
			DOLLARS	PESOS	
	REPUBLIC OF KOREA	9,170.66	129,655	5,947,276	144,167
	SINGAPORE	82,658.45	1,016,553	46,629,287	1,068,882
	SOUTH AFRICA, REP. OF	567.27	2,933	134,537	3,134
	SPAIN	111.75	11,942	547,780	12,427
	SWEDEN	2,056.73	98,961	4,539,341	109,168
	SWITZERLAND	434.86	111,371	5,108,588	116,313
	TAIWAN (REP. OF CHINA)	45,100.07	506,061	23,213,019	536,263
	THAILAND	7,099.11	194,350	8,914,834	201,299
	UK OF GREAT BRITAIN AND N. IRELAND	350.86	41,145	1,887,321	42,604
	UNITED ARAB EMIRATES, N.E.S.	386.53	87,912	4,032,523	92,241
	UNITED STATES OF AMERICA	5,384.56	321,830	14,762,341	344,355
	VIETNAM	924.34	5,514	252,927	5,651
848340	Gears and gearing, other than toothed wheels, chain sprockets and other transmission elements presented separately; ball or roller screws; gear boxes and other speed changers, including torque converters	3,691,995.12	26,803,727	1,229,486,962	28,176,147
	AUSTRALIA	25,848.21	295,365	13,548,392	306,345
	AUSTRIA	4.68	343	15,733	355
	BELGIUM	415.85	21,159	970,563	22,943
	BRAZIL	18.62	823	37,751	846
	BULGARIA	918.41	105,801	4,853,092	124,057
	CANADA	6,718.07	243,562	11,172,188	255,424
	DENMARK	38,983.55	428,976	19,677,130	441,565
	FINLAND	1,243.67	57,571	2,640,782	61,627
	FRANCE	1,613.23	382,157	17,529,542	414,109
	GERMANY	65,204.98	1,832,455	84,054,711	1,910,013
	HONG KONG, CHINA	26,954.41	395,019	18,119,522	420,507
	HUNGARY	158.70	9,881	453,241	10,237
	INDIA	16,943.06	212,396	9,742,605	226,781
	INDONESIA	313,012.81	3,064,392	140,563,660	3,173,464
	ISRAEL	7.92	848	38,898	910
	ITALY	7,124.47	383,078	17,571,789	404,970
	JAPAN	430,298.87	5,536,822	253,974,025	5,896,627
	LUXEMBOURG	78.29	10,990	504,111	11,742
	MALAYSIA	4,155.47	59,993	2,751,880	63,188
	NETHERLANDS	19,165.76	254,166	11,658,594	255,246
	NEW ZEALAND	4.75	198	9,082	237
	NORWAY	1,340.14	211,998	9,724,348	218,859
	PEOPLE'S REPUBLIC OF CHINA	1,612,092.60	3,105,979	142,471,257	3,255,752
	POLAND	846.14	60,481	2,774,263	62,215
	REPUBLIC OF KOREA	95,224.37	905,469	41,533,864	939,935
	SINGAPORE	87,538.89	1,704,177	78,170,600	1,791,563
	SOUTH AFRICA, REP. OF	958.13	17,605	807,541	17,968
	SPAIN	14,509.36	333,495	15,297,416	341,015
	SWEDEN	3,239.16	164,925	7,565,110	172,009
	SWITZERLAND	2,020.24	106,994	4,907,815	113,225
	TAIWAN (REP. OF CHINA)	157,490.40	2,188,970	100,408,054	2,321,947
	THAILAND	681,584.76	2,231,156	102,343,127	2,356,154
	TURKEY	231.82	2,521	115,639	2,647
	UK OF GREAT BRITAIN AND N. IRELAND	19,794.75	464,084	21,287,533	479,740
	UNITED ARAB EMIRATES, N.E.S.	903.40	12,066	553,467	14,628
	UNITED STATES OF AMERICA	37,734.83	1,816,378	83,317,260	1,901,753
	VIETNAM	17,612.35	181,434	8,322,377	185,544
848350	Flywheels and pulleys, including pulley blocks	593,384.78	4,597,221	210,874,529	4,813,919
	AUSTRALIA	28,158.01	463,148	21,244,599	487,556
	BELGIUM	106.49	3,116	142,931	3,289
	CANADA	307.45	4,406	202,103	4,705
	FINLAND	651.28	8,803	403,794	15,958
	FRANCE	3,064.96	56,931	2,611,425	59,771
	GERMANY	5,464.13	204,923	9,399,818	217,120
	HONG KONG, CHINA	5,767.06	193,315	8,867,359	205,388
	HUNGARY	8.66	384	17,614	402
	INDIA	4,726.35	15,672	718,875	16,432
	INDONESIA	28,647.71	91,468	4,195,637	95,135
	ITALY	4,037.51	52,048	2,387,441	54,684
	JAPAN	35,574.42	785,553	36,033,316	832,256
	MACAU	4.17	3,454	158,435	3,560
	MALAYSIA	415.55	16,251	745,434	17,370
	NETHERLANDS	2,323.90	17,754	814,376	19,310
	PEOPLE'S REPUBLIC OF CHINA	310,824.30	480,980	22,062,553	506,880

TABLE 8 - Continued

PSCC CODE	COMMODITY AND COUNTRY OF ORIGIN	GROSS WEIGHT (GK)	FOB VALUE		CIF DOLLARS
			DOLLARS	PESOS	
	REPUBLIC OF KOREA	16,768.31	265,323	12,170,366	281,262
	SINGAPORE	24,591.44	191,945	8,804,517	206,503
	SOUTH AFRICA, REP. OF	211.38	1,372	62,934	1,400
	SPAIN	48,326.53	1,282,619	58,833,734	1,311,908
	SWEDEN	351.12	21,662	993,636	23,594
	SWITZERLAND	1,522.27	35,096	1,609,854	36,823
	TAIWAN (REP. OF CHINA)	38,426.32	37,438	1,717,281	39,105
	THAILAND	23,512.76	223,251	10,240,523	225,550
	UK OF GREAT BRITAIN AND N. IRELAND	277.54	10,787	494,800	11,881
	UNITED ARAB EMIRATES, N.E.S.	115.83	170	7,798	182
	UNITED STATES OF AMERICA	9,199.33	129,352	5,933,376	135,895
848360	Clutches and shaft couplings (including universal joints)	1,172,182.44	5,526,404	253,496,151	5,798,328
	AUSTRALIA	3,219.41	72,228	3,313,099	77,171
	AUSTRIA	52.01	4,307	197,562	4,721
	BELGIUM	164.92	9,171	420,674	10,088
	CANADA	1,342.95	61,532	2,822,473	62,364
	DEMOCRATIC PEOPLE'S REP. OF KOREA	275.85	3,112	142,747	3,240
	FINLAND	11.76	1,582	72,566	1,666
	FRANCE	508.61	34,750	1,593,983	37,781
	GERMANY	7,309.89	269,804	12,375,909	286,213
	HONG KONG, CHINA	9,858.19	59,513	2,729,862	68,091
	INDIA	46,708.77	331,182	15,191,318	340,892
	INDONESIA	2,105.48	19,549	896,713	20,461
	ITALY	3,876.39	63,695	2,921,690	66,938
	JAMAICA (EXCLUDES CAYMAN IS., TURKS, CAICOS)	0.90	398	18,256	473
	JAPAN	176,120.92	960,667	44,065,795	1,000,927
	LUXEMBOURG	0.29	1,672	76,695	1,719
	MALAYSIA	2,023.48	14,931	684,885	15,206
	NETHERLANDS	298.87	16,699	765,983	17,265
	PEOPLE'S REPUBLIC OF CHINA	460,288.46	830,270	38,084,485	886,499
	PORTUGAL	302.53	1,526	69,998	1,630
	QATAR	7.02	198	9,082	239
	REPUBLIC OF KOREA	37,306.84	81,328	3,730,515	85,917
	SINGAPORE	281,211.72	1,124,001	51,557,925	1,169,988
	SOUTH AFRICA, REP. OF	191.16	2,258	103,574	2,442
	SPAIN	4.34	137	6,284	153
	SWEDEN	526.41	30,402	1,394,540	33,644
	SWITZERLAND	316.41	20,126	923,179	22,168
	TAIWAN (REP. OF CHINA)	80,720.39	359,372	16,484,394	373,012
	THAILAND	31,204.53	493,654	22,643,909	510,019
	UK OF GREAT BRITAIN AND N. IRELAND	1,132.24	45,346	2,080,021	48,672
	UNITED STATES OF AMERICA	25,091.70	612,994	28,118,035	648,729
848390	Parts of articles of heading No. 84.83	2,523,044.14	15,789,774	724,276,934	16,731,742
	ARGENTINA	2,177.24	61,785	2,834,078	63,483
	AUSTRALIA	14,933.60	346,912	15,912,853	369,929
	AUSTRIA	1,543.02	15,027	689,289	16,212
	BELGIUM	127.40	6,838	313,659	7,567
	BRAZIL	1,072.26	16,418	753,094	17,090
	CANADA	476.34	25,345	1,162,575	26,881
	CZECH REPUBLIC (CZECHOSLOVAKIA)	41.20	1,534	70,364	1,689
	DENMARK	7,374.48	198,152	9,089,232	234,546
	FINLAND	381.16	8,703	399,207	9,092
	FRANCE	4,917.77	181,645	8,332,056	194,389
	GERMANY	34,548.94	2,037,888	93,477,923	2,147,677
	HONG KONG, CHINA	10,806.97	267,866	12,287,014	283,355
	INDIA	2,111.22	56,698	2,600,738	59,978
	INDONESIA	43,610.27	287,322	13,179,460	306,248
	ITALY	2,075.22	103,607	4,752,454	110,557
	JAPAN	834,142.41	4,516,013	207,149,516	4,817,371
	MALAYSIA	27,215.25	211,295	9,692,101	220,935
	NETHERLANDS	2,520.81	52,466	2,406,616	56,793
	NEW ZEALAND	57.45	19,180	879,787	19,739
	PAPUA NEW GUINEA	529.30	79	3,624	145
	PEOPLE'S REPUBLIC OF CHINA	862,766.86	1,987,920	91,185,890	2,080,465
	POLAND	271.91	16,790	770,158	17,477
	QATAR	6.08	171	7,844	206
	REPUBLIC OF KOREA	229,816.93	921,121	42,251,821	992,989
	ROMANIA	742.63	16,452	754,653	16,556
	SINGAPORE	101,654.88	806,411	36,990,072	862,252
	SOUTH AFRICA, REP. OF	802.50	9,967	457,186	10,744

TABLE 8 - Continued

PSCC CODE	COMMODITY AND COUNTRY OF ORIGIN	GROSS WEIGHT (GK)	FOB VALUE		CIF DOLLARS
			DOLLARS	PESOS	
	SPAIN	44,078.55	370,730	17,005,385	382,582
	SWEDEN	1,357.06	70,632	3,239,890	76,105
	SWITZERLAND	683.60	41,845	1,919,430	46,510
	TAIWAN (REP. OF CHINA)	132,135.18	456,026	20,917,911	472,903
	THAILAND	90,855.72	1,238,515	56,810,684	1,282,048
	TURKEY	1,458.25	5,158	236,597	5,576
	UK OF GREAT BRITAIN AND N. IRELAND	10,354.11	155,279	7,122,648	166,197
	UNITED ARAB EMIRATES, N.E.S.	144.45	2,118	97,152	3,287
	UNITED STATES OF AMERICA	44,088.77	1,231,735	56,499,684	1,306,982
	VIETNAM	11,164.35	44,131	2,024,289	45,187
8484	Gaskets and similar joints of metal sheeting combined with other material or of two or more layers of metal; sets or assortments of gaskets and similar joints, dissimilar in composition, put up in pouches, envelopes or similar packings; mechanical seals.				
		1,750,688.88	20,906,898	958,999,409	22,259,223
848410	Gaskets and similar joints of metal sheeting combined with other material or of two or more layers of metal				
		738,309.06	5,465,005	250,679,779	5,903,583
	ARGENTINA	169.73	3,828	175,590	3,855
	AUSTRALIA	2,267.47	242,001	11,100,586	274,561
	AUSTRIA	58.73	2,040	93,575	2,290
	BELGIUM	97.10	4,950	227,057	5,679
	CANADA	28.58	1,410	64,677	1,485
	DEMOCRATIC PEOPLE'S REP. OF KOREA	402.55	1,206	55,319	1,364
	DENMARK	191.04	16,278	746,672	17,939
	FINLAND	3.47	421	19,311	471
	FRANCE	494.34	47,666	2,186,439	50,507
	GERMANY	9,692.43	230,936	10,593,034	247,600
	HONG KONG, CHINA	1,420.61	44,035	2,019,885	46,937
	ICELAND	5.84	368	16,880	421
	INDIA	11,257.14	56,705	2,601,058	59,654
	INDONESIA	2,935.51	18,578	852,173	20,669
	ISRAEL	174.00	2,216	101,648	4,780
	ITALY	2,813.39	83,045	3,809,274	90,675
	JAPAN	171,240.77	1,440,088	66,056,837	1,547,106
	MALAYSIA	117,291.34	392,385	17,998,700	420,626
	NETHERLANDS	257.01	42,202	1,935,806	45,765
	NEW ZEALAND	311.91	3,775	173,159	4,029
	PEOPLE'S REPUBLIC OF CHINA	256,170.48	860,993	39,493,749	963,960
	QATAR	3.19	90	4,128	108
	REPUBLIC OF KOREA	9,139.55	127,649	5,855,260	133,959
	SINGAPORE	13,032.74	528,492	24,241,928	565,654
	SPAIN	58.35	14,803	679,014	15,473
	SWEDEN	281.98	24,921	1,143,126	25,897
	SWITZERLAND	400.53	89,222	4,092,613	91,125
	TAIWAN (REP. OF CHINA)	35,524.98	125,120	5,739,254	133,450
	THAILAND	63,114.61	459,497	21,077,127	486,897
	UK OF GREAT BRITAIN AND N. IRELAND	24,395.91	206,771	9,484,586	222,066
	UNITED ARAB EMIRATES, N.E.S.	311.65	3,311	151,876	3,417
	UNITED STATES OF AMERICA	14,567.89	388,638	17,826,825	413,674
	VIETNAM	194.24	1,365	62,613	1,490
848420	Mechanical seals				
		58,140.93	2,348,063	107,705,649	2,486,102
	AUSTRALIA	382.17	73,860	3,387,958	77,009
	AUSTRIA	27.69	1,038	47,613	1,043
	BELGIUM	5.72	498	22,843	565
	BRAZIL	1.58	43	1,972	45
	CANADA	70.13	17,078	783,368	18,098
	DENMARK	130.66	7,738	354,942	8,537
	FINLAND	5.88	1,092	50,090	1,217
	FRANCE	19.44	5,740	263,294	6,284
	GERMANY	8,327.05	433,576	19,888,131	453,027
	HONG KONG, CHINA	391.53	7,463	342,328	7,860
	INDIA	944.82	12,253	562,045	12,569
	INDONESIA	180.88	10,286	471,819	11,470
	ITALY	29.87	5,621	257,835	6,135
	JAPAN	4,430.74	351,191	16,109,131	402,548
	MALAYSIA	48.04	10,484	480,901	10,645
	MEXICO	5.82	177	8,119	189
	NETHERLANDS	206.78	36,689	1,682,924	38,050
	NEW ZEALAND	1.51	2,050	94,034	2,175

TABLE 8 - Continued

PSCC CODE	COMMODITY AND COUNTRY OF ORIGIN	GROSS WEIGHT (GK)	FOB VALUE		CIF DOLLARS
			DOLLARS	PESOS	
	NORWAY	1.96	232	10,642	276
	PEOPLE'S REPUBLIC OF CHINA	19,912.63	139,509	6,399,278	146,109
	POLAND	0.78	1,142	52,384	1,189
	REPUBLIC OF KOREA	2,906.91	94,691	4,343,476	98,902
	RUSSIAN FEDERATION	0.78	2,860	131,188	2,977
	SINGAPORE	5,981.48	334,791	15,356,863	349,816
	SPAIN	1.24	176	8,073	195
	SWEDEN	31.83	3,916	179,627	4,371
	SWITZERLAND	182.30	22,189	1,017,809	23,441
	TAIWAN (REP. OF CHINA)	6,529.06	40,516	1,858,469	41,944
	THAILAND	1,407.41	198,813	9,119,552	201,639
	TURKEY	22.96	2,723	124,904	2,730
	UK OF GREAT BRITAIN AND N. IRELAND	1,416.34	299,668	13,745,771	310,256
	UNITED ARAB EMIRATES, N.E.S.	21.01	25,626	1,175,465	26,126
	UNITED STATES OF AMERICA	4,513.93	204,334	9,372,801	218,665
848490	Sets or assortments of gaskets and similar joints, dissimilar in composition, put up in pouches, envelopes or similar packings	954,238.89	13,093,830	600,613,981	13,869,538
	AUSTRALIA	8,236.45	981,613	45,026,588	1,046,326
	AUSTRIA	42.82	3,619	166,004	4,428
	BELGIUM	4,451.25	186,757	8,566,544	212,036
	BRAZIL	2,678.06	42,858	1,965,896	44,208
	CANADA	245.05	30,436	1,396,099	32,118
	CHILE	2.50	2,180	99,997	2,329
	DENMARK	743.59	65,028	2,982,834	68,851
	DOMINICA	14.17	1,103	50,595	1,134
	DOMINICAN REPUBLIC	0.39	79	3,624	88
	EGYPT ARAB REPUBLIC	1.58	452	20,733	479
	FINLAND	111.67	14,691	673,876	15,550
	FRANCE	14,491.18	260,157	11,933,402	271,747
	GERMANY	157,969.00	1,533,212	70,328,434	1,591,360
	HONG KONG, CHINA	1,011.75	118,921	5,454,906	128,019
	ICELAND	21.71	1,335	61,236	1,527
	INDIA	18,843.75	127,626	5,854,205	132,182
	INDONESIA	20,035.29	156,508	7,179,022	165,921
	IRELAND	68.99	6,494	297,880	6,763
	ISRAEL	63.96	25,130	1,152,713	25,815
	ITALY	6,044.90	162,531	7,455,297	170,980
	JAPAN	158,999.59	2,597,897	119,165,535	2,768,116
	LIECHTENSTEIN	0.83	208	9,541	222
	LUXEMBOURG	9.61	4,442	203,755	4,725
	MALAYSIA	22,863.38	352,961	16,190,321	375,304
	MEXICO	4.23	62	2,844	118
	MYANMAR, UNION OF (BURMA)	2.61	231	10,596	268
	NETHERLANDS	3,454.85	396,316	18,179,015	416,697
	NEW ZEALAND	27.93	1,817	83,346	1,972
	NORWAY	7.64	1,573	72,154	1,812
	PAKISTAN, ISLAMIC REP. OF	158.00	158	7,247	170
	PEOPLE'S REPUBLIC OF CHINA	191,642.75	1,134,335	52,031,946	1,186,984
	POLAND	1,548.50	31,837	1,460,363	33,463
	QATAR	3.00	85	3,899	102
	REPUBLIC OF KOREA	17,728.56	249,955	11,465,436	261,583
	SAUDI ARABIA	9.85	1,578	72,383	1,689
	SINGAPORE	108,164.56	2,298,044	105,411,278	2,431,190
	SLOVAK REPUBLIC (SLOVAKIA)	89.37	5,694	261,184	6,075
	SPAIN	816.94	53,405	2,449,687	55,598
	SRI LANKA (CEYLON)	1.67	290	13,302	317
	SWEDEN	1,813.54	150,963	6,924,673	162,032
	SWITZERLAND	827.07	136,225	6,248,641	144,701
	TAIWAN (REP. OF CHINA)	110,799.54	368,565	16,906,077	393,258
	THAILAND	20,971.89	222,312	10,197,451	231,372
	TURKEY	2,140.18	15,335	703,416	16,185
	TURKS AND CAICOS ISLANDS	1.28	314	14,403	439
	UK OF GREAT BRITAIN AND N. IRELAND	2,181.90	209,384	9,604,444	220,498
	UNITED ARAB EMIRATES, N.E.S.	1,487.84	9,774	448,333	10,716
	UNITED STATES OF AMERICA	72,427.77	1,112,178	51,015,605	1,204,091
	VANUATU (NEW HEBRIDES)	2.55	3,856	176,875	3,962
	VIETNAM	973.40	13,306	610,346	14,018
8485	Machinery parts, not containing electrical connectors, insulators, coils, contacts or other electrical features, not specified or included elsewhere in this Chapter.	655,680.17	12,802,429	587,247,418	13,863,643

TABLE 8 - Continued

PSCC CODE	COMMODITY AND COUNTRY OF ORIGIN	GROSS WEIGHT (GK)	FOB VALUE		CIF DOLLARS
			DOLLARS	PESOS	
848510	Ships' or boats' propellers and blades therefor	64,538.64	1,241,844	56,963,385	1,411,527
	AUSTRALIA	9.29	470	21,559	483
	HONG KONG, CHINA	2.50	283	12,981	302
	INDIA	4.24	50	2,294	58
	ITALY	34.85	1,202	55,136	1,255
	JAPAN	47,283.49	817,699	37,507,853	959,255
	NORWAY	127.49	33,701	1,545,865	36,974
	REPUBLIC OF KOREA	883.81	57,217	2,624,544	60,538
	SINGAPORE	61.14	2,751	126,188	3,518
	SWEDEN	137.47	19,955	915,336	20,518
	TAIWAN (REP. OF CHINA)	4,267.25	123,174	5,649,991	131,991
	THAILAND	4,698.85	55,630	2,551,748	58,487
	UNITED STATES OF AMERICA	28.72	4,995	229,121	5,375
	VIETNAM	6,999.54	124,717	5,720,769	132,773
848590	Other machinery parts, not containing electrical connectors, insulators, coils, contacts or other electrical features, n.e.s.	591,141.53	11,560,585	530,284,033	12,452,116
	AUSTRALIA	3,331.48	165,314	7,582,953	171,781
	AUSTRIA	113.59	8,623	395,537	10,957
	BANGLADESH	48.81	355	16,284	365
	BELGIUM	20,645.59	162,712	7,463,599	167,190
	BRAZIL	43.37	21,188	971,894	21,786
	CANADA	204.73	43,251	1,983,923	45,019
	DENMARK	139.67	23,052	1,057,395	23,935
	FINLAND	86.04	949	43,531	1,012
	FRANCE	5,653.61	41,856	1,919,935	43,719
	GERMANY	3,454.93	343,039	15,735,199	359,854
	GREECE	50.92	8,416	386,042	8,926
	HONG KONG, CHINA	24,333.79	576,831	26,459,238	602,871
	INDIA	12,332.23	177,965	8,163,254	187,513
	INDONESIA	51.13	1,748	80,181	1,896
	IRELAND	19.99	3,009	138,023	3,215
	ISRAEL	8,064.10	17,155	786,900	18,764
	ITALY	3,381.28	364,638	16,725,945	379,595
	JAMAICA (EXCLUDES CAYMAN IS., TURKS, CAICOS)	5.54	1,384	63,484	1,387
	JAPAN	96,582.00	4,208,270	193,033,345	4,698,247
	MALAYSIA	7,292.92	269,974	12,383,707	294,166
	MALTA	923.18	11,122	510,166	11,436
	NETHERLANDS	1,469.53	127,290	5,838,792	133,966
	NEW ZEALAND	1.37	273	12,523	285
	NORWAY	783.64	35,396	1,623,615	44,614
	PEOPLE'S REPUBLIC OF CHINA	188,185.32	979,956	44,950,581	1,039,746
	POLAND	1,581.04	57,257	2,626,378	59,525
	REPUBLIC OF KOREA	46,476.67	672,263	30,836,704	704,940
	SINGAPORE	31,685.78	789,408	36,210,145	830,696
	SLOVENIA	3.29	493	22,614	523
	SOUTH AFRICA, REP. OF	40.80	688	31,559	741
	SPAIN	1,400.25	49,059	2,250,336	55,954
	SWEDEN	49.81	19,109	876,530	19,263
	SWITZERLAND	806.67	48,945	2,245,107	53,532
	TAIWAN (REP. OF CHINA)	64,045.23	685,258	31,432,784	720,377
	THAILAND	37,927.75	361,640	16,588,427	374,966
	UK OF GREAT BRITAIN AND N. IRELAND	1,431.85	143,328	6,574,455	151,105
	UNITED ARAB EMIRATES, N.E.S.	17.88	3,687	169,123	4,203
	UNITED STATES OF AMERICA	22,434.15	972,271	44,598,071	1,031,742
	VIETNAM	6,041.60	163,413	7,495,754	172,304
85	Electrical machinery and equipment and parts thereof; sound recorders and reproducers, television image and sound recorders and reproducers and parts and accessories of such articles	487,644,932.47	9,005,166,510	413,066,987,911	9,571,163,908
8501	Electric motors and generators (excluding generating sets).	17,958,769.50	86,198,112	3,953,907,408	90,614,968
850110	Electric motors of an output not exceeding 37.5 W	5,963,356.10	34,402,120	1,578,025,244	36,178,638
	AUSTRALIA	1,267.89	20,056	919,969	22,570
	AUSTRIA	27.45	4,539	208,204	4,891
	BELGIUM	38.65	2,246	103,024	2,450
	BRAZIL	5.54	239	10,963	247
	CAMBODIA (DEMOCRATIC KAMPUCHEA)	54.74	4,078	187,058	4,194
	CANADA	276.88	5,067	232,423	5,557

TABLE 8 - Continued

PSCC CODE	COMMODITY AND COUNTRY OF ORIGIN	GROSS WEIGHT (GK)	FOB VALUE		CIF DOLLARS
			DOLLARS	PESOS	
	CZECH REPUBLIC (CZECHOSLOVAKIA)	1,761.56	171,979	7,888,677	186,198
	DEMOCRATIC PEOPLE'S REP. OF KOREA	6.65	6,488	297,605	6,488
	DENMARK	207.28	3,362	154,214	4,319
	FINLAND	50.10	167	7,660	179
	FRANCE	1,780.52	53,055	2,433,633	54,829
	GERMANY	34,612.31	728,079	33,396,984	763,844
	HONG KONG, CHINA	313,248.15	5,646,720	259,015,046	5,952,237
	HUNGARY	0.87	78	3,578	115
	INDIA	1,680.90	20,408	936,115	22,385
	INDONESIA	40,330.76	268,482	12,315,269	278,706
	ISRAEL	33.83	1,201	55,090	1,559
	ITALY	54,202.29	642,565	29,474,457	667,902
	JAPAN	169,654.37	4,824,886	221,317,520	5,180,502
	LUXEMBOURG	16.69	5,301	243,157	5,473
	MACAU	559.58	5,536	253,937	5,708
	MALAYSIA	6,708.80	231,084	10,599,823	243,690
	MEXICO	225.05	17,388	797,587	18,841
	NETHERLANDS	2,077.97	489,709	22,462,952	504,522
	NORWAY	35.56	3,633	166,646	3,881
	PEOPLE'S REPUBLIC OF CHINA	2,890,418.44	6,238,711	286,169,673	6,465,414
	POLAND	2.49	219	10,046	228
	REPUBLIC OF KOREA	50,212.31	572,885	26,278,235	606,586
	SINGAPORE	408,956.80	4,507,841	206,774,667	4,827,913
	SOUTH AFRICA, REP. OF	56.93	831	38,118	887
	SPAIN	575.22	22,817	1,046,615	24,382
	SWEDEN	1,365.13	63,524	2,913,846	64,930
	SWITZERLAND	520.15	10,176	466,773	10,946
	TAIWAN (REP. OF CHINA)	1,089,211.24	2,615,096	119,954,453	2,699,802
	THAILAND	201,379.32	5,000,865	229,389,678	5,190,578
	TURKEY	588.34	5,486	251,643	5,713
	UK OF GREAT BRITAIN AND N. IRELAND	231.60	32,060	1,470,592	33,860
	UNITED STATES OF AMERICA	21,612.85	641,885	29,443,265	700,068
	VIETNAM	669,360.89	1,533,378	70,336,049	1,606,044
850120	Universal AC/DC motors of an output exceeding 37.5 W	1,132,390.96	4,357,407	199,874,257	4,667,435
	AUSTRALIA	5,155.14	4,636	212,653	6,151
	AUSTRIA	129.73	20,596	944,739	21,733
	BELGIUM	5.17	6,952	318,888	7,216
	CANADA	223.90	2,239	102,703	2,256
	DENMARK	256.09	12,637	579,659	12,649
	FRANCE	7,122.51	36,856	1,690,584	38,912
	GERMANY	563.33	19,250	882,998	20,731
	HONG KONG, CHINA	2,462.05	142,144	6,520,145	149,145
	INDIA	156,927.24	1,956,363	89,738,371	2,149,038
	ITALY	1,201.45	15,875	728,186	16,927
	JAPAN	295,827.06	336,252	15,423,879	355,188
	MALAYSIA	3,318.42	71,746	3,290,989	78,442
	NETHERLANDS	37.57	2,711	124,354	3,012
	NEW ZEALAND	14.35	122	5,596	146
	NORWAY	1.47	2,131	97,749	2,466
	PEOPLE'S REPUBLIC OF CHINA	415,139.66	903,504	41,443,728	943,040
	REPUBLIC OF KOREA	96,567.25	45,343	2,079,883	48,875
	SINGAPORE	17,908.36	205,257	9,415,138	214,255
	SPAIN	20.02	592	27,155	678
	SWEDEN	5.43	2,382	109,262	2,480
	SWITZERLAND	37.82	5,500	252,285	5,663
	TAIWAN (REP. OF CHINA)	54,748.63	71,660	3,287,044	78,394
	THAILAND	303.27	1,844	84,584	2,029
	UK OF GREAT BRITAIN AND N. IRELAND	7,743.12	91,025	4,175,317	94,943
	UNITED STATES OF AMERICA	3,642.95	72,861	3,342,134	77,608
	VIETNAM	63,028.97	326,929	14,996,234	335,458
850131	DC motors; DC generators, of an output not exceeding 750 W	2,844,657.57	11,355,441	520,874,079	11,845,501
	AUSTRALIA	93,409.06	143,799	6,596,061	157,223
	AUSTRIA	35.46	4,936	226,414	4,962
	BELGIUM	650.96	31,667	1,452,565	32,726
	BRAZIL	1,273.09	12,727	583,787	13,079
	CANADA	8,158.72	19,858	910,886	21,802
	FINLAND	1,576.21	4,576	209,901	4,721
	FRANCE	5,321.30	58,144	2,667,065	59,448
	GERMANY	20,264.25	271,139	12,437,146	284,933
	HONG KONG, CHINA	83,525.34	1,159,646	53,192,962	1,202,762

TABLE 8 - Continued

PSCC CODE	COMMODITY AND COUNTRY OF ORIGIN	GROSS WEIGHT (GK)	FOB VALUE		CIF DOLLARS
			DOLLARS	PESOS	
	HUNGARY	68.22	233	10,688	240
	INDIA	224,540.09	2,138,214	98,079,876	2,145,468
	INDONESIA	36.80	677	31,054	745
	ISRAEL	10.52	1,512	69,355	1,556
	ITALY	14,830.85	246,549	11,309,203	256,600
	JAPAN	293,423.09	683,256	31,340,953	746,521
	LIECHTENSTEIN	0.85	461	21,146	492
	MALAYSIA	2,509.82	48,511	2,225,200	52,435
	MEXICO	6,494.53	114,099	5,233,721	118,721
	NETHERLANDS	531.89	1,804	82,749	1,858
	PEOPLE'S REPUBLIC OF CHINA	1,508,830.23	2,422,595	111,124,432	2,565,852
	POLAND	91.66	5,724	262,560	5,885
	REPUBLIC OF KOREA	32,541.78	174,416	8,000,462	183,053
	SINGAPORE	46,976.88	580,856	26,643,865	623,836
	SLOVAK REPUBLIC (SLOVAKIA)	28.30	1,601	73,438	1,646
	SLOVENIA	27,190.26	293,396	13,458,075	298,007
	SPAIN	123.49	2,615	119,950	3,030
	SWEDEN	65.34	5,677	260,404	6,127
	SWITZERLAND	439.08	38,821	1,780,719	42,259
	TAIWAN (REP. OF CHINA)	183,266.15	1,277,402	58,594,430	1,334,163
	THAILAND	38,222.72	355,699	16,315,913	363,009
	TURKEY	847.78	147	6,743	153
	UK OF GREAT BRITAIN AND N. IRELAND	343.31	17,698	811,807	19,846
	UNITED STATES OF AMERICA	47,563.46	724,398	33,228,137	764,841
	VIETNAM	201,466.08	512,588	23,512,412	527,502
850132	DC motors; DC generators, of an output exceeding 750 W but not exceeding 75 kW	308,733.62	2,073,842	95,127,132	2,292,417
	AUSTRALIA	3,340.70	7,912	362,923	8,935
	BELGIUM	5.49	323	14,816	358
	CANADA	546.16	10,522	482,645	10,971
	GERMANY	4,069.04	120,637	5,533,618	149,981
	HONG KONG, CHINA	1,247.27	17,327	794,789	18,727
	INDIA	47,530.88	404,780	18,567,259	496,833
	INDONESIA	70.14	658	30,182	680
	ITALY	211.08	26,287	1,205,785	27,164
	JAPAN	19,264.12	132,988	6,100,160	143,112
	MALAYSIA	1,255.71	34,074	1,562,974	35,531
	NETHERLANDS	429.29	16,052	736,305	19,060
	PEOPLE'S REPUBLIC OF CHINA	156,793.70	456,133	20,922,821	484,160
	REPUBLIC OF KOREA	9,215.72	43,218	1,982,410	46,868
	SINGAPORE	3,102.11	208,391	9,558,895	218,658
	SLOVENIA	25,638.30	259,224	11,890,605	271,213
	SPAIN	28.45	1,147	52,613	1,469
	SWEDEN	36.74	1,014	46,512	1,284
	SWITZERLAND	543.21	13,287	609,474	14,121
	TAIWAN (REP. OF CHINA)	12,851.72	169,530	7,776,341	179,036
	THAILAND	14,285.20	75,811	3,477,451	81,731
	UK OF GREAT BRITAIN AND N. IRELAND	142.25	4,717	216,369	4,844
	UNITED STATES OF AMERICA	8,126.34	69,810	3,202,185	77,681
850133	DC motors; DC generators, of an output exceeding 75 kW but not exceeding 375 kW	83,036.99	489,612	22,458,502	517,833
	FINLAND	102.62	14,714	674,931	14,731
	FRANCE	16.16	3,728	171,003	3,834
	GERMANY	3,404.51	109,410	5,018,636	117,568
	HONG KONG, CHINA	9,919.06	79,593	3,650,931	82,953
	INDONESIA	11.32	101	4,633	114
	JAPAN	593.51	17,898	820,982	19,257
	PEOPLE'S REPUBLIC OF CHINA	50,955.32	157,901	7,242,919	167,521
	REPUBLIC OF KOREA	2,291.48	17,620	808,229	17,683
	SINGAPORE	6,676.21	13,790	632,547	15,268
	TAIWAN (REP. OF CHINA)	7,841.90	30,760	1,410,961	31,662
	THAILAND	27.48	4,025	184,627	4,300
	UK OF GREAT BRITAIN AND N. IRELAND	30.45	1,078	49,448	1,409
	UNITED STATES OF AMERICA	1,166.97	38,994	1,788,655	41,533
850134	DC motors; DC generators, of an output exceeding 375 kW	76,466.82	1,373,133	62,985,610	1,469,518
	GERMANY	3.27	540	24,770	576
	ITALY	415.03	39,117	1,794,297	40,192
	JAPAN	1,207.25	64,207	2,945,175	67,340

TABLE 8 - Continued

PSC CODE	COMMODITY AND COUNTRY OF ORIGIN	GROSS WEIGHT (GK)	FOB VALUE		CIF DOLLARS
			DOLLARS	PESOS	
	MALAYSIA	3,098.14	23,658	1,085,192	26,241
	PEOPLE'S REPUBLIC OF CHINA	8,024.23	8,717	399,849	9,503
	REPUBLIC OF KOREA	7,164.06	65,485	3,003,797	70,039
	SINGAPORE	32,364.15	374,171	17,163,224	399,824
	TAIWAN (REP. OF CHINA)	7,295.92	418,495	19,196,365	439,731
	THAILAND	14.00	105	4,816	191
	UK OF GREAT BRITAIN AND N. IRELAND	14,678.38	306,293	14,049,660	327,249
	UNITED STATES OF AMERICA	2,202.39	72,345	3,318,465	88,632
850140	AC motors, single-phase	3,262,367.71	6,455,788	296,126,997	6,787,660
	AUSTRALIA	5,436.64	19,746	905,749	21,176
	BELGIUM	364.81	16,396	752,085	19,548
	CANADA	478.30	1,548	71,006	1,692
	DEMOCRATIC PEOPLE'S REP. OF KOREA	417.78	1,175	53,897	1,221
	DENMARK	7,781.72	53,995	2,476,751	56,888
	FRANCE	700.58	25,844	1,185,464	26,169
	GERMANY	7,169.61	62,930	2,886,599	75,946
	HONG KONG, CHINA	31,585.64	236,584	10,852,108	251,801
	INDIA	9,625.86	75,619	3,468,644	75,630
	IRELAND	62.09	3,824	175,407	3,931
	ISRAEL	31.68	354	16,238	393
	ITALY	1,011.15	26,134	1,198,767	29,414
	JAPAN	2,696.14	138,493	6,352,674	152,170
	MALAYSIA	527.84	15,713	720,755	17,168
	MEXICO	39.58	540	24,770	670
	MOROCCO	109.78	851	39,035	884
	PEOPLE'S REPUBLIC OF CHINA	2,594,313.01	4,463,379	204,735,194	4,662,111
	REPUBLIC OF KOREA	3,725.25	56,334	2,584,041	62,355
	SINGAPORE	5,630.52	100,170	4,594,798	105,619
	SPAIN	142.48	4,234	194,214	4,580
	SWEDEN	82.40	1,176	53,943	1,400
	SWITZERLAND	85.80	7,626	349,805	7,929
	TAIWAN (REP. OF CHINA)	149,890.05	236,696	10,857,246	253,220
	THAILAND	12,498.87	158,007	7,247,781	165,478
	UK OF GREAT BRITAIN AND N. IRELAND	19.20	318	14,587	360
	UNITED STATES OF AMERICA	8,530.23	339,564	15,575,801	353,532
	VIETNAM	419,410.70	408,538	18,739,638	436,375
850151	AC motors, multi-phase, of an output not exceeding 750 W	1,125,813.01	4,655,611	213,552,879	4,862,050
	AUSTRALIA	4.34	172	7,890	204
	BAHRAIN	11,532.88	66,717	3,060,309	69,707
	BRAZIL	60,822.02	360,362	16,529,805	371,826
	CANADA	13.06	479	21,972	573
	FRANCE	114.72	757	34,724	1,456
	GERMANY	13,857.50	252,488	11,581,625	269,686
	HONG KONG, CHINA	10,018.02	62,927	2,886,461	67,105
	INDIA	23.73	193	8,853	210
	INDONESIA	1,215.16	19,744	905,657	21,095
	ISRAEL	52.20	1,615	74,080	1,872
	ITALY	8,719.80	115,962	5,319,177	124,793
	JAPAN	4,467.84	77,476	3,553,824	82,067
	MALAYSIA	389.27	2,789	127,931	2,988
	MEXICO	161.36	9,531	437,187	11,326
	NETHERLANDS	5,508.64	27,233	1,249,178	28,510
	PEOPLE'S REPUBLIC OF CHINA	873,257.69	2,876,725	131,955,376	2,979,127
	REPUBLIC OF KOREA	4,172.61	32,165	1,475,409	34,078
	SINGAPORE	9,972.28	178,003	8,164,998	190,274
	SPAIN	36.65	10,178	466,865	10,874
	SWEDEN	232.42	11,818	542,092	13,658
	SWITZERLAND	27.99	1,128	51,741	1,291
	TAIWAN (REP. OF CHINA)	110,625.57	391,816	17,972,600	408,951
	THAILAND	3,076.74	15,053	690,481	16,060
	UK OF GREAT BRITAIN AND N. IRELAND	0.90	2,847	130,592	2,950
	UNITED STATES OF AMERICA	2,197.19	80,638	3,698,865	89,664
	VIETNAM	5,312.43	56,795	2,605,187	61,705
850152	AC motors, multi-phase, of an output exceeding 750 W but not exceeding 75 kW	1,173,434.53	4,773,218	218,947,516	5,138,110
	ARGENTINA	278.77	2,696	123,666	2,772
	AUSTRALIA	411.91	15,437	708,095	17,119
	BELGIUM	569.20	1,184	54,310	1,660

TABLE 8 - Continued

PSCC CODE	COMMODITY AND COUNTRY OF ORIGIN	GROSS WEIGHT (GK)	FOB VALUE		CIF
			DOLLARS	PESOS	DOLLARS
	BRAZIL	60.00	480	22,018	691
	DENMARK	1,580.25	41,252	1,892,230	51,307
	FINLAND	1,322.72	32,614	1,496,004	39,232
	FRANCE	619.86	10,512	482,186	12,722
	GERMANY	62,557.65	964,069	44,221,845	1,027,923
	HONG KONG, CHINA	4,086.56	102,492	4,701,308	114,003
	INDIA	7,713.76	51,995	2,385,011	58,861
	ITALY	4,323.44	75,618	3,468,598	81,649
	JAPAN	6,275.00	245,516	11,261,820	254,607
	MALAYSIA	34.66	478	21,926	543
	MEXICO	66.27	4,772	218,892	5,085
	NETHERLANDS	3,125.65	259,128	11,886,202	260,810
	PEOPLE'S REPUBLIC OF CHINA	587,839.75	1,136,713	52,141,026	1,220,746
	POLAND	4.16	283	12,981	302
	REPUBLIC OF KOREA	617.28	22,904	1,050,607	23,550
	SERBIA	2.50	2,284	104,767	2,418
	SINGAPORE	28,593.63	255,261	11,708,823	284,643
	SPAIN	62.98	2,495	114,445	2,961
	SWEDEN	83.36	6,380	292,651	7,009
	SWITZERLAND	109.76	15,938	731,076	16,873
	TAIWAN (REP. OF CHINA)	144,246.37	271,779	12,466,502	294,281
	THAILAND	26,962.74	84,965	3,897,345	91,159
	UK OF GREAT BRITAIN AND N. IRELAND	166.50	11,213	514,340	13,177
	UNITED STATES OF AMERICA	272,407.27	1,099,421	50,430,442	1,194,499
	VIETNAM	19,312.53	55,339	2,538,400	57,508
850153	AC motors, multi-phase, of an output exceeding 75 kW	389,686.94	4,142,701	190,025,696	4,473,120
	BELGIUM	1,101.91	29,284	1,343,257	34,636
	FINLAND	2,245.95	67,992	3,118,793	69,267
	FRANCE	32.85	1,305	59,860	2,055
	GERMANY	42,699.26	696,761	31,960,427	722,981
	HONG KONG, CHINA	995.74	19,149	878,365	20,353
	HUNGARY	87.43	1,095	50,228	1,170
	INDIA	28,909.79	70,480	3,232,918	75,825
	ITALY	16,756.89	143,494	6,582,070	150,107
	JAPAN	18,537.33	337,555	15,483,648	360,706
	MALAYSIA	419.76	13,016	597,044	13,908
	PEOPLE'S REPUBLIC OF CHINA	84,553.70	381,387	17,494,222	396,580
	REPUBLIC OF KOREA	3,420.15	1,525	69,952	1,629
	SINGAPORE	7,314.14	270,786	12,420,954	271,288
	SOUTH AFRICA, REP. OF	526.35	4,384	201,094	4,684
	SWITZERLAND	2,402.97	74,084	3,398,233	90,773
	TAIWAN (REP. OF CHINA)	164,310.07	1,782,779	81,776,073	1,974,783
	THAILAND	283.47	2,690	123,390	2,866
	UNITED STATES OF AMERICA	15,089.18	244,935	11,235,168	279,509
850161	AC generators (alternators), of an output not exceeding 75 kVA	271,434.73	637,600	29,246,711	695,611
	AUSTRALIA	7,798.49	7,512	344,575	8,026
	GERMANY	0.67	355	16,284	365
	JAPAN	35,228.07	234,355	10,749,863	268,589
	MALAYSIA	759.75	3,001	137,656	3,011
	PEOPLE'S REPUBLIC OF CHINA	195,814.46	251,021	11,514,334	264,988
	REPUBLIC OF KOREA	17,054.22	13,625	624,978	14,166
	SINGAPORE	11,469.19	35,000	1,605,450	37,590
	SWEDEN	108.75	1,884	86,419	2,012
	TAIWAN (REP. OF CHINA)	474.12	731	33,531	754
	THAILAND	79.94	2,738	125,592	2,926
	UK OF GREAT BRITAIN AND N. IRELAND	58.43	65,112	2,986,687	69,088
	UNITED ARAB EMIRATES, N.E.S.	1,059.46	12,872	590,439	13,281
	UNITED STATES OF AMERICA	1,529.18	9,394	430,903	10,815
850162	AC generators (alternators), of an output exceeding 75 kVA but not exceeding 375 kVA	389,913.61	1,224,851	56,183,916	1,262,633
	FRANCE	399.17	3,432	157,426	3,529
	HONG KONG, CHINA	412.44	2,126	97,520	2,185
	JAPAN	27,795.54	31,446	1,442,428	32,104
	MALAYSIA	10,623.53	53,053	2,433,541	54,940
	PEOPLE'S REPUBLIC OF CHINA	293,206.47	901,564	41,354,741	922,802
	REPUBLIC OF KOREA	16,090.32	26,891	1,233,490	27,695
	SINGAPORE	31,043.47	87,842	4,029,313	91,430
	SPAIN	9,582.95	104,044	4,772,498	111,162

TABLE 8 - *Continued*

PSCC CODE	COMMODITY AND COUNTRY OF ORIGIN	GROSS WEIGHT (GK)	FOB VALUE		CIF
			DOLLARS	PESOS	DOLLARS
	UK OF GREAT BRITAIN AND N. IRELAND	34.83	1,515	69,493	1,524
	UNITED STATES OF AMERICA	724.89	12,938	593,466	15,262
850163	AC generators (alternators), of an output exceeding 375 kVA but not exceeding 750 kVA	91,339.20	559,623	25,669,906	571,440
	GERMANY	5,304.75	60,159	2,759,493	63,062
	INDIA	6,926.65	53,604	2,458,815	53,665
	JAPAN	124.78	10,398	476,956	11,446
	PEOPLE'S REPUBLIC OF CHINA	56,888.22	151,266	6,938,571	153,720
	REPUBLIC OF KOREA	1,553.33	932	42,751	971
	SINGAPORE	20,541.47	283,264	12,993,320	288,576
850164	AC generators (alternators), of an output exceeding 750 kVA	846,137.71	9,697,165	444,808,963	9,853,002
	BELGIUM	153.63	788	36,146	826
	DENMARK	21,626.87	252,789	11,595,432	255,843
	FINLAND	855.94	6,273	287,743	6,493
	FRANCE	30,435.92	53,242	2,442,211	53,356
	GERMANY	338,715.53	7,173,535	329,050,051	7,199,537
	INDIA	2,340.99	21,622	991,801	22,439
	JAPAN	202,797.31	478,162	21,933,291	499,395
	MALAYSIA	4,175.90	29,948	1,373,715	31,076
	NETHERLANDS	405.74	74,796	3,430,893	79,108
	PEOPLE'S REPUBLIC OF CHINA	93,432.15	267,787	12,283,390	292,935
	REPUBLIC OF KOREA	23,340.49	131,553	6,034,336	137,602
	SINGAPORE	39,278.23	312,290	14,324,743	334,003
	TAIWAN (REP. OF CHINA)	44,903.35	243,475	11,168,198	260,822
	UK OF GREAT BRITAIN AND N. IRELAND	5,877.82	431,049	19,772,218	446,568
	UNITED ARAB EMIRATES, N.E.S.	23,179.25	78,236	3,588,685	81,307
	UNITED STATES OF AMERICA	10,730.23	108,604	4,981,666	117,274
	VIETNAM	3,888.36	33,016	1,514,444	34,418
8502	Electric generating sets and rotary converters.	25,745,608.04	182,953,492	8,392,076,684	189,745,393
850211	Generating sets with compression-ignition, internal combustion piston engines (diesel or semi-diesel engines), of an output not exceeding 75 kVA	4,387,774.83	18,602,129	853,279,655	19,323,049
	AUSTRALIA	2,168.58	2,604	119,445	2,678
	DENMARK	56.56	5,637	258,569	6,350
	GERMANY	2.20	160	7,339	166
	HONG KONG, CHINA	113,529.90	165,638	7,597,815	174,202
	INDIA	87,879.41	451,775	20,722,919	465,558
	INDONESIA	37,369.18	343,700	15,765,519	348,543
	IRELAND	2,732.25	31,923	1,464,308	33,690
	ITALY	4,239.30	36,133	1,657,421	36,173
	JAPAN	845,913.65	1,689,415	77,493,466	1,795,440
	MALAYSIA	209,716.34	386,222	17,716,003	417,542
	NETHERLANDS	7,463.24	19,911	913,318	22,392
	PEOPLE'S REPUBLIC OF CHINA	2,527,161.36	11,477,613	526,478,108	11,864,728
	REPUBLIC OF KOREA	97,048.15	111,369	5,108,496	116,445
	SINGAPORE	268,587.17	2,282,347	104,691,257	2,371,068
	SPAIN	19,268.13	219,681	10,076,767	236,712
	SWEDEN	10,467.00	121,416	5,569,352	126,357
	TAIWAN (REP. OF CHINA)	15,965.21	44,682	2,049,563	47,504
	THAILAND	940.56	25,226	1,157,117	25,253
	UK OF GREAT BRITAIN AND N. IRELAND	26,802.66	301,575	13,833,245	309,590
	UNITED ARAB EMIRATES, N.E.S.	11,713.12	145,904	6,692,616	151,624
	UNITED STATES OF AMERICA	85,246.38	552,944	25,363,541	582,745
	VIETNAM	13,504.48	186,254	8,543,471	188,289
850212	Generating sets with compression-ignition, internal combustion piston engines (diesel or semi-diesel engines), of an output exceeding 75 kVA but not exceeding 375 kVA	2,408,355.08	11,814,231	541,918,777	12,335,876
	AUSTRALIA	532.13	54,100	2,481,567	55,626
	DENMARK	3,105.47	112,437	5,157,485	116,775
	FINLAND	427.85	11,992	550,073	12,067
	GERMANY	3,053.68	75,727	3,473,597	78,851
	HONG KONG, CHINA	31,063.06	191,161	8,768,556	197,417
	INDIA	92,879.92	528,996	24,265,047	548,336
	JAPAN	127,646.90	468,385	21,484,820	518,134
	NETHERLANDS	715.75	11,530	528,881	11,856

TABLE 8 - Continued

PSCC CODE	COMMODITY AND COUNTRY OF ORIGIN	GROSS WEIGHT (GK)	FOB VALUE		CIF DOLLARS
			DOLLARS	PESOS	
	PEOPLE'S REPUBLIC OF CHINA	1,751,499.46	6,980,910	320,214,342	7,339,257
	REPUBLIC OF KOREA	17,271.18	83,453	3,827,989	85,402
	SINGAPORE	297,469.24	2,206,960	101,233,256	2,255,669
	SPAIN	4,336.62	501,405	22,999,447	501,852
	SUDAN	178.95	340	15,596	406
	SWITZERLAND	4,505.96	10,614	486,864	10,855
	TAIWAN (REP. OF CHINA)	6,211.55	21,937	1,006,250	25,972
	UK OF GREAT BRITAIN AND N. IRELAND	18,303.95	303,917	13,940,673	311,600
	UNITED ARAB EMIRATES, N.E.S.	16,875.22	76,482	3,508,229	79,616
	UNITED STATES OF AMERICA	32,278.19	173,885	7,976,105	186,185
850213	Generating sets with compression-ignition, internal combustion piston engines (diesel or semi-diesel engines), of an output exceeding 375 kVA	10,037,704.35	80,925,990	3,712,075,162	84,145,288
	AUSTRALIA	1,438.46	935	42,888	998
	BELGIUM	44,307.80	1,077,577	49,428,457	1,117,950
	CANADA	42,993.74	39,271	1,801,361	52,653
	FRANCE	5,058.34	22,750	1,043,543	24,104
	GERMANY	47,350.18	203,434	9,331,518	203,665
	GUAM	6,957.42	4,044	185,498	4,440
	HONG KONG, CHINA	72,984.06	605,657	27,781,487	632,385
	INDIA	488,608.55	3,298,642	151,308,709	3,323,406
	IRELAND	14,782.73	172,569	7,915,740	181,452
	ITALY	69,161.48	768,061	35,230,958	785,223
	JAPAN	135,720.72	1,396,110	64,039,566	1,473,366
	NETHERLANDS	36,687.20	255,145	11,703,501	268,965
	PEOPLE'S REPUBLIC OF CHINA	4,807,314.96	19,559,605	897,199,081	20,284,116
	REPUBLIC OF KOREA	1,175,503.20	15,097,695	692,531,270	15,845,960
	SINGAPORE	409,687.03	4,296,841	197,096,097	4,519,736
	SPAIN	35,585.02	337,435	15,478,143	348,188
	TAIWAN (REP. OF CHINA)	29,936.89	61,945	2,841,417	62,913
	UK OF GREAT BRITAIN AND N. IRELAND	744,429.03	8,763,629	401,987,662	9,106,449
	UNITED ARAB EMIRATES, N.E.S.	316,350.58	3,076,949	141,139,651	3,130,070
	UNITED STATES OF AMERICA	743,987.24	10,518,360	482,477,173	11,064,165
	VIETNAM	808,859.72	11,369,336	521,511,442	11,715,084
850220	Generating sets with spark-ignition internal combustion piston engines	4,035,100.94	17,949,900	823,361,916	18,556,265
	GERMANY	70,012.56	1,395,516	64,012,319	1,445,129
	HONG KONG, CHINA	69,696.32	239,742	10,996,965	241,849
	INDIA	3,861.46	20,951	961,023	21,118
	ITALY	9,813.48	22,048	1,011,342	22,972
	JAPAN	548,052.92	849,981	38,988,629	884,263
	MALAYSIA	114,154.27	560,669	25,717,887	605,609
	NETHERLANDS	659.75	11,588	531,542	13,524
	PEOPLE'S REPUBLIC OF CHINA	2,252,371.04	7,450,423	341,750,904	7,678,167
	REPUBLIC OF KOREA	36,683.47	82,914	3,803,265	89,932
	SINGAPORE	273,727.23	2,823,417	129,510,138	2,841,948
	SPAIN	14,675.32	190,510	8,738,694	190,723
	TAIWAN (REP. OF CHINA)	455,182.38	1,888,159	86,609,853	2,013,695
	THAILAND	9,530.14	18,994	871,255	20,705
	UK OF GREAT BRITAIN AND N. IRELAND	30,423.38	447,315	20,518,339	457,118
	UNITED STATES OF AMERICA	61,493.36	882,154	40,464,404	905,455
	VIETNAM	84,763.86	1,065,519	48,875,357	1,124,058
850231	Other generating sets, wind powered	27,997.77	630,224	28,908,376	659,491
	FINLAND	37.42	21,371	980,288	22,394
	HONG KONG, CHINA	9,386.40	97,742	4,483,426	97,888
	PEOPLE'S REPUBLIC OF CHINA	14,807.00	75,572	3,466,488	86,328
	SPAIN	3,766.95	435,539	19,978,174	452,881
850239	Other generating sets, n.e.s.	4,771,305.05	51,759,665	2,374,215,835	53,379,078
	AUSTRALIA	4,000.55	35,473	1,627,147	36,474
	BELGIUM	21.37	9,806	449,801	9,815
	CYPRUS	1,193.29	2,548	116,877	2,550
	FINLAND	385.35	16,377	751,213	18,593
	GERMANY	21,216.84	445,471	20,433,755	454,883
	HONG KONG, CHINA	44,316.40	66,091	3,031,594	68,434
	INDIA	69,377.67	828,658	38,010,542	833,460
	ITALY	17,242.93	151,288	6,939,581	155,687

TABLE 8 - Continued

PSCC CODE	COMMODITY AND COUNTRY OF ORIGIN	GROSS WEIGHT (GK)	FOB VALUE		CIF DOLLARS
			DOLLARS	PESOS	
	JAPAN	308,723.83	5,429,961	249,072,311	5,595,852
	MALAYSIA	19.14	771	35,366	798
	MEXICO	3,835.88	286,883	13,159,323	287,199
	PEOPLE'S REPUBLIC OF CHINA	3,777,769.90	35,738,339	1,639,317,610	36,973,413
	REPUBLIC OF KOREA	9,985.99	273,418	12,541,684	276,531
	SINGAPORE	89,258.79	636,288	29,186,531	655,463
	SPAIN	41,054.22	413,018	18,945,136	420,321
	SWEDEN	13.92	3,336	153,022	3,340
	TAIWAN (REP. OF CHINA)	31,520.22	131,744	6,043,097	136,417
	THAILAND	3.11	140	6,422	145
	UK OF GREAT BRITAIN AND N. IRELAND	31.41	23,426	1,074,551	24,659
	UNITED STATES OF AMERICA	181,582.57	4,309,685	197,685,251	4,439,629
	VIETNAM	136,857.39	2,139,438	98,136,021	2,151,630
	VIRGIN ISLANDS (BRITISH)	32,894.28	817,506	37,499,000	833,785
850240	Electric rotary converters	77,370.02	1,271,353	58,316,963	1,346,346
	AUSTRALIA	301.12	4,895	224,534	4,947
	DENMARK	264.33	20,246	928,684	20,300
	HONG KONG, CHINA	6,478.64	223,263	10,241,074	230,680
	JAPAN	1,383.11	125,703	5,765,997	134,914
	MALAYSIA	2.24	5,320	244,028	5,483
	PEOPLE'S REPUBLIC OF CHINA	5,012.77	11,985	549,752	12,585
	REPUBLIC OF KOREA	16.22	19,502	894,557	20,057
	SINGAPORE	46,013.06	664,007	30,458,001	700,260
	TAIWAN (REP. OF CHINA)	14,841.13	105,730	4,849,835	122,849
	THAILAND	2,521.86	33,666	1,544,259	35,030
	UK OF GREAT BRITAIN AND N. IRELAND	19.20	8,087	370,951	8,829
	UNITED STATES OF AMERICA	516.34	48,949	2,245,291	50,412
8503	Parts suitable for use solely or principally with the machines of heading 85.01 or 85.02.	3,931,823.52	51,160,330	2,346,724,339	53,427,955
850300	Parts suitable for use solely or principally with the machines of heading No. 85.01 or 85.02	3,931,823.52	51,160,330	2,346,724,339	53,427,955
	AUSTRALIA	1,823.41	57,383	2,632,158	61,709
	AUSTRIA	13,478.95	271,316	12,445,265	292,385
	BELGIUM	312.72	11,404	523,102	12,163
	CAMBODIA (DEMOCRATIC KAMPUCHEA)	75.51	189	8,669	194
	CANADA	8.04	787	36,099	830
	CYPRUS	9.37	3,394	155,683	3,508
	CZECH REPUBLIC (CZECHOSLOVAKIA)	1.21	74	3,394	74
	DEMOCRATIC PEOPLE'S REP. OF KOREA	425.60	1,197	54,906	1,231
	DENMARK	2,934.67	131,802	6,045,757	147,125
	FINLAND	2,053.38	24,319	1,115,513	26,153
	FRANCE	933.34	284,630	13,055,978	297,598
	GERMANY	13,690.89	449,865	20,635,308	474,229
	GREECE	4.18	492	22,568	513
	HONG KONG, CHINA	240,232.84	4,399,755	201,816,762	4,635,208
	INDIA	12,330.93	196,182	8,998,868	213,132
	INDONESIA	74,187.67	369,265	16,938,186	377,623
	IRELAND	1.77	1,187	54,448	1,220
	ISRAEL	49.76	1,402	64,310	1,446
	ITALY	4,683.84	129,985	5,962,412	139,619
	JAPAN	514,534.55	11,776,370	540,182,092	12,426,832
	MALAYSIA	21,089.14	115,839	5,313,535	123,075
	MEXICO	15.41	455	20,871	611
	NETHERLANDS	1,540.35	118,177	5,420,779	127,218
	NEW ZEALAND	1,912.58	103,341	4,740,251	111,153
	NORWAY	31.80	4,496	206,232	4,568
	PEOPLE'S REPUBLIC OF CHINA	2,051,480.01	19,479,281	893,514,620	20,026,310
	POLAND	3.90	5,603	257,010	5,767
	REPUBLIC OF KOREA	283,623.27	1,996,739	91,590,417	2,118,227
	SAUDI ARABIA	1,131.55	8,877	407,188	9,122
	SINGAPORE	126,838.04	1,790,925	82,149,730	1,866,738
	SOUTH AFRICA, REP. OF	119.49	2,863	131,326	2,962
	SPAIN	11,593.39	825,972	37,887,336	870,412
	SWEDEN	680.70	23,892	1,095,926	25,288
	SWITZERLAND	2,227.06	134,368	6,163,460	145,749
	TAIWAN (REP. OF CHINA)	210,763.36	950,251	43,588,013	1,019,783
	THAILAND	148,670.24	3,040,220	139,454,892	3,228,655
	TURKEY	6.02	41	1,881	46
	UK OF GREAT BRITAIN AND N. IRELAND	10,533.90	624,711	28,655,493	669,896

TABLE 8 - Continued

PSCC CODE	COMMODITY AND COUNTRY OF ORIGIN	GROSS WEIGHT (GK)	FOB VALUE		CIF DOLLARS
			DOLLARS	PESOS	
	UNITED ARAB EMIRATES, N.E.S.	6,352.56	23,949	1,098,541	24,727
	UNITED STATES OF AMERICA	87,668.09	3,443,219	157,940,456	3,535,637
	VIETNAM	83,770.03	356,113	16,334,904	399,219
8504	Electrical transformers, static converters (for example, rectifiers) and inductors.	51,426,577.84	372,531,753	17,088,031,522	397,925,457
850410	Ballasts for discharge lamps or tubes	548,747.53	3,253,360	149,231,626	3,416,016
	AUSTRALIA	1,980.05	15,419	707,269	16,618
	AUSTRIA	185.03	11,544	529,523	13,547
	BELGIUM	163.64	4,600	211,002	4,907
	BRUNEI DARUSSALAM	37.80	108	4,954	111
	CANADA	295.74	11,248	515,946	11,381
	FRANCE	4.20	413	18,944	436
	GERMANY	339.76	27,801	1,275,232	33,447
	HONG KONG, CHINA	10,438.17	193,081	8,856,626	211,221
	INDIA	4,239.71	69,251	3,176,544	74,380
	INDONESIA	2,088.03	34,229	1,570,085	35,230
	IRELAND	5,470.23	70,626	3,239,615	74,715
	ISRAEL	34.89	27,334	1,253,811	32,282
	ITALY	1,214.99	7,918	363,199	8,157
	JAPAN	8,427.21	95,062	4,360,494	104,880
	MALAYSIA	1,843.40	34,025	1,560,726	35,558
	MEXICO	12,719.80	63,146	2,896,507	66,546
	NETHERLANDS	2,686.41	49,123	2,253,272	53,351
	PEOPLE'S REPUBLIC OF CHINA	445,874.13	1,969,456	90,338,947	2,037,672
	POLAND	603.81	25,809	1,183,859	30,867
	REPUBLIC OF KOREA	16,290.87	56,115	2,573,995	62,226
	SINGAPORE	14,021.63	201,092	9,224,090	203,122
	SPAIN	55.64	1,315	60,319	1,731
	SWEDEN	4.23	111	5,092	169
	SWITZERLAND	300.08	14,554	667,592	14,986
	TAIWAN (REP. OF CHINA)	6,410.06	30,002	1,376,192	32,702
	THAILAND	6,812.13	30,063	1,378,990	32,264
	UK OF GREAT BRITAIN AND N. IRELAND	198.92	8,349	382,969	8,900
	UNITED ARAB EMIRATES, N.E.S.	857.63	22,157	1,016,341	24,079
	UNITED STATES OF AMERICA	4,248.95	168,515	7,729,783	179,330
	VIETNAM	900.39	10,894	499,708	11,201
850421	Liquid dielectric transformers, having a power handling capacity not exceeding 650 kVA	4,511,542.07	22,578,147	1,035,659,603	23,445,251
	AUSTRALIA	26.97	1,740	79,814	1,859
	BELGIUM	1,869.58	25,040	1,148,584	26,535
	DEMOCRATIC PEOPLE'S REP. OF KOREA	1,105.87	2,552	117,060	2,625
	DENMARK	3,148.27	32,251	1,479,353	33,823
	FRANCE	6,797.57	95,265	4,369,805	113,197
	GERMANY	76,384.41	531,807	24,393,987	550,039
	HONG KONG, CHINA	15,394.21	142,827	6,551,474	151,399
	INDIA	121,308.75	664,484	30,479,881	765,829
	INDONESIA	14,356.85	76,575	3,512,495	88,879
	IRELAND	274.94	9,864	452,462	10,143
	ITALY	2,634.09	39,255	1,800,627	40,362
	JAPAN	26,231.28	257,324	11,803,453	276,660
	MALAYSIA	8,538.34	36,677	1,682,374	37,839
	MEXICO	103,898.22	336,496	15,435,072	357,587
	PEOPLE'S REPUBLIC OF CHINA	1,404,656.00	5,874,136	269,446,618	6,006,687
	REPUBLIC OF KOREA	1,058,389.79	4,300,299	197,254,715	4,554,306
	SINGAPORE	8,998.50	96,493	4,426,134	100,938
	SOUTH AFRICA, REP. OF	1,261.81	27,463	1,259,728	29,342
	SWEDEN	5,596.84	52,895	2,426,294	56,514
	TAIWAN (REP. OF CHINA)	971,864.59	6,294,108	288,710,733	6,425,421
	TURKEY	11,643.19	17,184	788,231	21,515
	UNITED ARAB EMIRATES, N.E.S.	4,234.76	27,004	1,238,673	27,765
	UNITED STATES OF AMERICA	611,218.12	3,418,620	156,812,100	3,537,316
	VIETNAM	51,709.12	217,788	9,989,936	228,671
850422	Liquid dielectric transformers, having a power handling capacity exceeding 650 kVA but not exceeding 10,000 kVA	1,609,946.51	8,698,337	398,992,718	9,141,570
	BRAZIL	537.45	7,723	354,254	7,941
	DENMARK	118.13	2,857	131,051	2,974
	FRANCE	20,850.73	123,922	5,684,302	177,531

TABLE 8 - Continued

PSCC CODE	COMMODITY AND COUNTRY OF ORIGIN	GROSS WEIGHT (GK)	FOB VALUE		CIF DOLLARS
			DOLLARS	PESOS	
	GERMANY	25,531.41	361,168	16,566,776	361,854
	INDIA	25,168.40	159,465	7,314,660	172,216
	INDONESIA	108,230.02	487,068	22,341,809	523,830
	ITALY	381.43	5,345	245,175	5,710
	JAPAN	21,242.14	114,373	5,246,289	118,594
	MALAYSIA	149,186.06	866,684	39,754,795	928,191
	NEW ZEALAND	1,379.96	6,312	289,531	6,318
	NORWAY	416.73	160,821	7,376,859	167,026
	PEOPLE'S REPUBLIC OF CHINA	223,578.72	1,199,472	55,019,780	1,238,821
	REPUBLIC OF KOREA	147,109.67	782,328	35,885,386	825,236
	SINGAPORE	63,714.03	361,737	16,592,876	369,763
	TAIWAN (REP. OF CHINA)	278,199.73	737,574	33,832,519	767,821
	THAILAND	15,093.62	130,022	5,964,109	152,650
	UNITED ARAB EMIRATES, N.E.S.	36,491.37	135,160	6,199,790	142,076
	UNITED STATES OF AMERICA	206,950.89	1,153,540	52,912,880	1,189,695
	VIETNAM	285,766.02	1,902,766	87,279,877	1,983,323
850423	Liquid dielectric transformers, having a power handling capacity exceeding 10,000 kVA	4,673,126.43	36,713,097	1,684,029,762	38,252,352
	AUSTRALIA	3.33	198	9,082	212
	BELGIUM	7.64	2,543	116,647	2,614
	CROATIA	221,801.76	2,573,171	118,031,354	2,775,114
	GERMANY	715,217.21	5,996,430	275,056,245	6,257,612
	HONG KONG, CHINA	38,973.10	91,639	4,203,481	97,447
	INDIA	110,570.22	595,970	27,337,144	614,578
	JAPAN	321,209.00	3,279,344	150,423,509	3,423,843
	MALAYSIA	9,303.12	49,364	2,264,327	52,742
	PEOPLE'S REPUBLIC OF CHINA	1,582,601.28	14,510,713	665,606,406	14,968,729
	REPUBLIC OF KOREA	653,883.00	2,103,868	96,504,425	2,176,562
	TAIWAN (REP. OF CHINA)	296,049.50	1,546,900	70,956,303	1,642,367
	THAILAND	273,355.45	2,725,396	125,013,915	2,837,009
	UNITED ARAB EMIRATES, N.E.S.	26,544.51	54,626	2,505,695	56,167
	UNITED STATES OF AMERICA	1.54	225	10,321	287
	VIETNAM	423,605.77	3,182,710	145,990,908	3,347,069
850431	Liquid dielectric transformers, having a power handling capacity not exceeding 1 kVA	4,195,419.91	23,160,415	1,062,368,233	24,143,424
	AUSTRALIA	7,891.05	128,578	5,897,872	137,509
	AUSTRIA	1,282.99	28,204	1,293,718	31,571
	BANGLADESH	8,408.90	14,421	661,491	15,379
	BELGIUM	37.19	2,381	109,217	2,590
	BULGARIA	25.40	2,035	93,345	2,167
	CAMBODIA (DEMOCRATIC KAMPUCHEA)	3.92	84	3,853	113
	CANADA	1,708.61	19,739	905,428	20,101
	CROATIA	128,358.67	1,256,849	57,651,664	1,308,321
	CZECH REPUBLIC (CZECHOSLOVAKIA)	119.77	961	44,081	3,272
	DEMOCRATIC PEOPLE'S REP. OF KOREA	328.67	3,904	179,076	4,158
	DENMARK	826.19	41,377	1,897,963	45,477
	FINLAND	101.92	8,152	373,933	8,684
	FRANCE	16,102.65	184,555	8,465,539	196,978
	GERMANY	213,484.54	2,657,726	121,909,891	2,733,309
	HAITI	1.28	589	27,017	662
	HONG KONG, CHINA	394,356.67	2,307,165	105,829,658	2,459,859
	INDIA	61,074.25	563,148	25,831,599	618,519
	INDONESIA	11,740.85	108,021	4,954,923	113,016
	ISRAEL	1.48	95	4,358	121
	ITALY	7,778.34	113,959	5,227,299	119,670
	JAMAICA (EXCLUDES CAYMAN IS., TURKS, CAICOS)	2.22	194	8,899	233
	JAPAN	39,531.90	403,676	18,516,617	423,838
	MALAYSIA	2,823.39	48,237	2,212,631	52,233
	MEXICO	35,397.11	328,605	15,073,111	333,587
	NETHERLANDS	6.68	1,872	85,869	2,048
	NORWAY	1.92	1,490	68,346	1,583
	PEOPLE'S REPUBLIC OF CHINA	2,068,289.32	10,457,751	479,697,039	10,832,627
	POLAND	748.60	7,164	328,613	9,902
	REPUBLIC OF KOREA	331,348.14	420,124	19,271,088	439,055
	SINGAPORE	58,914.74	273,414	12,541,500	292,533
	SLOVENIA	2,495.71	50,800	2,330,196	52,688
	SOUTH AFRICA, REP. OF	2,953.10	13,866	636,033	13,902
	SPAIN	3,996.28	91,739	4,208,067	93,843
	SWEDEN	22,875.52	210,834	9,670,956	219,902
	SWITZERLAND	3,068.05	33,089	1,517,792	34,776

TABLE 8 - Continued

PSCC CODE	COMMODITY AND COUNTRY OF ORIGIN	GROSS WEIGHT (GK)	FOB VALUE		CIF
			DOLLARS	PESOS	DOLLARS
	TAIWAN (REP. OF CHINA)	192,634.80	760,479	34,883,172	801,227
	THAILAND	43,874.32	99,120	4,546,634	107,552
	TURKEY	50,056.68	186,544	8,556,773	197,137
	UK OF GREAT BRITAIN AND N. IRELAND	25,033.54	97,860	4,488,838	101,457
	UNITED ARAB EMIRATES, N.E.S.	58.98	1,115	51,145	1,195
	UNITED STATES OF AMERICA	296,420.42	1,827,441	83,824,718	1,888,099
	VIETNAM	154,560.48	389,325	17,858,338	408,411
	VIRGIN ISLANDS (BRITISH)	6,694.67	13,733	629,933	14,120
850432	Liquid dielectric transformers, having a power handling capacity exceeding 1 kVA but not exceeding 16 kVA	1,132,518.63	3,644,635	167,179,408	3,891,933
	AUSTRALIA	24.60	4,013	184,077	4,198
	AUSTRIA	880.07	18,381	843,136	22,305
	BELGIUM	3.39	447	20,504	482
	CANADA	1.67	1,089	49,952	1,271
	DENMARK	780.43	33,893	1,554,672	37,476
	GERMANY	6,169.72	45,109	2,069,150	50,558
	HONG KONG, CHINA	18,521.24	164,003	7,522,818	181,733
	INDIA	58,413.53	297,742	13,657,425	348,704
	INDONESIA	130.08	1,331	61,053	1,508
	JAPAN	448.19	18,184	834,100	21,135
	MALAYSIA	667.30	5,327	244,349	5,790
	MEXICO	8,452.56	76,133	3,492,221	79,296
	NETHERLANDS	84.51	3,113	142,793	3,241
	PEOPLE'S REPUBLIC OF CHINA	474,059.82	1,295,130	59,407,614	1,357,088
	POLAND	166.67	1,819	83,438	2,608
	REPUBLIC OF KOREA	252,744.97	299,574	13,741,460	313,554
	SINGAPORE	9,902.32	16,424	753,368	17,759
	SPAIN	3,386.88	55,717	2,555,739	79,277
	SWEDEN	2,186.23	18,765	860,751	20,048
	SWITZERLAND	32.46	806	36,971	837
	TAIWAN (REP. OF CHINA)	45,063.30	282,026	12,936,533	297,125
	THAILAND	2,789.56	11,458	525,579	11,971
	TURKEY	570.76	2,389	109,583	2,498
	UK OF GREAT BRITAIN AND N. IRELAND	83.60	23,399	1,073,312	24,171
	UNITED STATES OF AMERICA	79,883.36	193,586	8,879,789	207,837
	VIETNAM	167,071.41	774,777	35,539,021	799,463
850433	Liquid dielectric transformers, having a power handling capacity exceeding 16 kVA but not exceeding 500 kVA	1,428,848.11	8,482,511	389,092,781	9,012,375
	AUSTRALIA	93.23	1,953	89,584	2,084
	AUSTRIA	0.83	120	5,504	135
	BRAZIL	584.35	10,184	467,140	11,712
	CANADA	1,843.67	33,778	1,549,397	36,121
	DEMOCRATIC PEOPLE'S REP. OF KOREA	2,998.30	16,160	741,259	17,266
	DENMARK	449.48	9,262	424,848	10,490
	EGYPT ARAB REPUBLIC	804.43	12,096	554,844	12,167
	GERMANY	34,471.61	572,928	26,280,207	624,968
	HONG KONG, CHINA	39,767.87	179,472	8,232,381	193,570
	INDIA	82,357.75	503,361	23,089,169	554,623
	INDONESIA	7,970.82	66,166	3,035,034	74,646
	ITALY	4,948.45	49,483	2,269,785	50,843
	JAPAN	9,144.62	127,987	5,870,764	135,491
	MALAYSIA	2,552.90	10,172	466,590	11,387
	MEXICO	1,087.46	12,224	560,715	16,177
	NORWAY	38.98	941	43,164	1,004
	PEOPLE'S REPUBLIC OF CHINA	441,659.06	4,150,831	190,398,618	4,354,363
	REPUBLIC OF KOREA	168,226.28	238,668	10,947,701	253,981
	SINGAPORE	1,285.40	84,001	3,853,126	98,797
	SWEDEN	8,612.19	307,202	14,091,356	316,432
	SWITZERLAND	2,631.99	40,071	1,838,057	48,734
	TAIWAN (REP. OF CHINA)	268,870.56	515,672	23,653,875	535,651
	THAILAND	10,076.42	26,657	1,222,757	28,464
	TURKEY	12,064.57	92,839	4,258,525	106,355
	UK OF GREAT BRITAIN AND N. IRELAND	170.85	7,701	353,245	8,004
	UNITED STATES OF AMERICA	130,072.79	804,188	36,888,104	864,113
	VIETNAM	196,063.25	608,394	27,907,032	644,797
850434	Liquid dielectric transformers, having a power handling capacity exceeding 500 kVA	3,095,772.05	25,992,043	1,192,255,014	27,925,560
	AUSTRIA	4,326.04	8,172	374,850	9,134

TABLE 8 - Continued

PSCC CODE	COMMODITY AND COUNTRY OF ORIGIN	GROSS WEIGHT (GK)	FOB VALUE		CIF
			DOLLARS	PESOS	DOLLARS
	CZECH REPUBLIC (CZECHOSLOVAKIA)	410.77	3,292	151,004	8,625
	DENMARK	5,491.03	61,104	2,802,841	63,870
	FINLAND	67.46	5,406	247,973	5,776
	FRANCE	275,097.96	1,227,293	56,295,930	1,473,549
	GERMANY	129,881.34	1,989,142	91,241,943	2,063,486
	HONG KONG, CHINA	174.07	3,816	175,040	3,915
	INDIA	57,559.57	855,152	39,225,822	882,430
	INDONESIA	70,385.90	357,549	16,400,773	395,720
	ITALY	55,390.38	1,466,446	67,265,878	1,467,913
	JAPAN	182,756.52	642,822	29,486,245	746,124
	MALAYSIA	17,652.32	192,347	8,822,957	210,271
	NEW ZEALAND	707.89	18,273	838,183	24,104
	PEOPLE'S REPUBLIC OF CHINA	1,038,018.20	7,642,385	350,556,200	8,048,354
	POLAND	234.82	2,449	112,336	2,617
	REPUBLIC OF KOREA	211,085.80	628,343	28,822,093	683,821
	SINGAPORE	13,694.00	134,591	6,173,690	143,352
	SPAIN	12.81	300	13,761	328
	SWEDEN	2,529.74	23,990	1,100,421	28,132
	SWITZERLAND	1.41	70	3,211	75
	TAIWAN (REP. OF CHINA)	608,178.32	6,675,000	306,182,250	7,222,871
	THAILAND	61.77	8,505	390,124	9,073
	TURKEY	7,590.18	82,570	3,787,486	85,504
	UK OF GREAT BRITAIN AND N. IRELAND	258,205.69	2,332,809	107,005,949	2,632,384
	UNITED ARAB EMIRATES, N.E.S.	0.50	269	12,339	277
	UNITED STATES OF AMERICA	37,010.31	329,074	15,094,625	345,539
	VIETNAM	119,247.25	1,300,874	59,671,090	1,368,316
850440	Static converters (e.g. rectifiers)	7,617,234.54	113,618,420	5,211,676,928	120,984,068
	ANDORRA	2,143.66	10,345	474,525	11,017
	AUSTRALIA	31,780.64	700,178	32,117,166	770,420
	AUSTRIA	1,362.22	78,828	3,615,840	83,992
	BELGIUM	17,489.83	2,239,198	102,712,013	2,339,985
	BRAZIL	8,383.76	518,980	23,805,612	537,557
	CANADA	2,149.88	452,075	20,736,680	478,409
	CROATIA	1.88	550	25,229	577
	CYPRUS	0.20	323	14,816	351
	CZECH REPUBLIC (CZECHOSLOVAKIA)	197.80	25,448	1,167,301	26,642
	DENMARK	27,881.19	1,513,972	69,445,896	1,572,786
	DOMINICAN REPUBLIC	5.53	272	12,477	272
	EGYPT ARAB REPUBLIC	1,343.35	67,085	3,077,189	71,559
	FINLAND	14,470.72	626,841	28,753,196	660,235
	FRANCE	13,082.85	335,715	15,399,247	370,319
	GERMANY	114,315.02	4,091,066	187,657,197	4,407,616
	GREECE	412.45	2,829	129,766	4,555
	HONG KONG, CHINA	634,747.96	8,169,953	374,755,743	8,723,016
	HUNGARY	0.64	520	23,852	576
	INDIA	379,842.60	7,855,503	360,331,921	8,204,732
	INDONESIA	47,950.27	752,844	34,532,955	825,727
	IRELAND	7,495.32	280,208	12,853,141	295,376
	ISRAEL	2,692.19	480,147	22,024,344	487,828
	ITALY	224,958.43	4,015,649	184,197,819	4,249,889
	JAPAN	80,740.70	4,939,687	226,583,442	5,271,071
	KENYA	47.06	573	26,284	616
	LEBANON	10.52	1,384	63,484	1,784
	LIECHTENSTEIN	1.13	1,472	67,521	1,519
	LITHUANIA	11.69	589	27,017	604
	LUXEMBOURG	14.47	2,095	96,098	2,246
	MACAU	625.34	11,371	521,588	11,935
	MALAYSIA	31,490.54	1,487,435	68,228,643	1,569,883
	MEXICO	2,269.61	206,680	9,480,412	224,263
	MOROCCO	1,206.28	66,769	3,062,694	71,098
	MYANMAR, UNION OF (BURMA)	3.75	75	3,440	78
	NETHERLANDS	43,584.87	1,664,564	76,353,550	1,731,825
	NEW ZEALAND	366.37	11,974	549,246	12,550
	NORWAY	245.27	13,513	619,841	16,221
	PEOPLE'S REPUBLIC OF CHINA	3,392,348.39	24,382,521	1,118,426,240	25,790,399
	PERU	1.67	78	3,578	136
	POLAND	2,076.62	64,140	2,942,102	74,771
	QATAR	78.17	2,203	101,052	2,791
	REPUBLIC OF KOREA	47,380.97	1,361,591	62,456,180	1,524,512
	ROMANIA	7.93	6,475	297,008	6,791
	RUSSIAN FEDERATION	18.17	4,225	193,801	4,238
	SINGAPORE	1,721,708.63	22,416,082	1,028,225,681	23,894,413

TABLE 8 - Continued

PSCC CODE	COMMODITY AND COUNTRY OF ORIGIN	GROSS WEIGHT (GK)	FOB VALUE		CIF DOLLARS
			DOLLARS	PESOS	
	SLOVAK REPUBLIC (SLOVAKIA)	32.71	3,800	174,306	4,061
	SLOVENIA	111.43	17,719	812,771	18,567
	SOUTH AFRICA, REP. OF	10,098.25	182,155	8,355,450	201,585
	SPAIN	21,741.75	185,827	8,523,885	194,750
	SRI LANKA (CEYLON)	59.58	532	24,403	781
	SWEDEN	1,633.24	175,556	8,052,754	179,431
	SWITZERLAND	1,322.14	83,505	3,830,374	90,656
	TAIWAN (REP. OF CHINA)	354,297.62	7,513,755	344,655,943	7,893,364
	THAILAND	34,113.59	475,667	21,818,846	501,449
	TURKEY	21,947.33	178,876	8,205,042	204,971
	UK OF GREAT BRITAIN AND N. IRELAND	19,321.88	640,110	29,361,846	716,702
	UNITED ARAB EMIRATES, N.E.S.	2,433.85	87,828	4,028,670	94,189
	UNITED STATES OF AMERICA	277,055.38	14,506,195	665,399,164	15,597,682
	VIETNAM	16,119.25	702,870	32,240,647	948,700
850450	Other inductors	965,371.52	31,493,774	1,444,619,417	34,503,509
	AUSTRIA	6.12	7,943	364,345	8,274
	BARBADOS	0.90	556	25,504	591
	BELGIUM	9,608.09	203,991	9,357,067	217,166
	CANADA	451.27	13,018	597,136	13,462
	CZECH REPUBLIC (CZECHOSLOVAKIA)	76.90	1,837	84,263	1,917
	DENMARK	233.28	6,326	290,173	6,732
	EGYPT ARAB REPUBLIC	0.77	219	10,046	233
	FRANCE	370.41	19,469	893,043	21,136
	GERMANY	4,020.56	115,342	5,290,737	137,833
	HONG KONG, CHINA	197,070.25	5,366,044	246,140,439	5,770,249
	HUNGARY	113.38	17,048	781,991	19,569
	INDIA	48,279.09	679,544	31,170,683	758,763
	INDONESIA	2.37	230	10,550	239
	IRELAND	22.87	637	29,219	655
	ISRAEL	3,772.79	202,880	9,306,106	223,208
	ITALY	8,078.04	200,084	9,177,853	200,094
	JAPAN	78,254.80	15,218,055	698,052,183	16,891,621
	LATVIA (LATVIAN SOVIET SOCIALIST REP.)	33.18	3,464	158,894	3,801
	MALAYSIA	155.19	46,259	2,121,902	51,013
	MEXICO	41.18	2,448	112,290	2,711
	NETHERLANDS	1,331.19	43,404	1,990,942	47,803
	PAKISTAN, ISLAMIC REP. OF	32.05	2,892	132,656	3,041
	PEOPLE'S REPUBLIC OF CHINA	556,393.08	6,681,014	306,458,113	7,219,374
	POLAND	196.53	5,118	234,763	6,546
	REPUBLIC OF KOREA	6,235.73	408,990	18,760,371	438,546
	SINGAPORE	25,598.53	783,193	35,925,064	848,137
	SLOVAK REPUBLIC (SLOVAKIA)	0.64	130	5,963	152
	SPAIN	153.88	5,886	269,991	5,943
	SWEDEN	178.98	1,843	84,538	1,983
	SWITZERLAND	583.43	282,555	12,960,798	326,729
	TAIWAN (REP. OF CHINA)	11,897.25	631,311	28,958,236	691,852
	THAILAND	3,306.03	125,790	5,769,987	134,722
	TURKEY	4,867.07	71,399	3,275,072	78,668
	UK OF GREAT BRITAIN AND N. IRELAND	370.55	19,306	885,566	21,876
	UNITED STATES OF AMERICA	2,691.00	308,288	14,141,171	329,651
	VIETNAM	944.14	17,261	791,762	19,219
850490	Parts of other electric power machinery falling within heading No. 85.04	21,648,050.54	94,897,014	4,352,926,032	103,209,399
	AUSTRALIA	5,705.00	225,735	10,354,465	239,182
	AUSTRIA	4,201.35	77,919	3,574,144	82,094
	BELGIUM	23,435.76	423,950	19,446,586	437,608
	BULGARIA	1,247.18	143,361	6,575,969	166,512
	CANADA	1,126.19	113,466	5,204,685	122,502
	CROATIA	17.09	466	21,375	497
	CZECH REPUBLIC (CZECHOSLOVAKIA)	18.67	2,380	109,171	2,540
	DENMARK	3,308.10	278,972	12,796,446	294,355
	FINLAND	196.53	18,827	863,595	20,249
	FRANCE	13,992.46	473,477	21,718,388	499,555
	GERMANY	399,228.49	7,344,825	336,907,123	7,761,277
	GREECE	4.68	1,701	78,025	1,748
	HONG KONG, CHINA	378,450.83	5,547,449	254,461,486	6,042,383
	HUNGARY	4.17	875	40,136	949
	INDIA	107,928.82	1,450,581	66,538,152	1,516,047
	INDONESIA	63,027.49	422,322	19,371,910	448,353
	IRELAND	11,422.79	284,646	13,056,713	301,127

TABLE 8 - Continued

PSCC CODE	COMMODITY AND COUNTRY OF ORIGIN	GROSS WEIGHT (GK)	FOB VALUE		CIF
			DOLLARS	PESOS	DOLLARS
	ISRAEL	129.48	4,964	227,698	6,584
	ITALY	6,030.89	138,279	6,342,857	147,928
	JAMAICA (EXCLUDES CAYMAN IS., TURKS, CAICOS)	1,756.50	1,193	54,723	1,255
	JAPAN	380,249.30	7,294,265	334,587,935	8,170,466
	LIECHTENSTEIN	105.94	76	3,486	81
	LUXEMBOURG	2.16	1,181	54,172	1,289
	MACAU	779.03	42,981	1,971,538	51,444
	MALAYSIA	54,061.30	5,016,809	230,121,028	5,215,421
	MEXICO	141.51	6,134	281,366	6,473
	NETHERLANDS	4,051.58	202,499	9,288,629	216,084
	PEOPLE'S REPUBLIC OF CHINA	17,957,470.29	41,040,394	1,882,522,874	44,802,612
	POLAND	43.68	2,775	127,289	2,961
	REPUBLIC OF KOREA	233,968.78	2,084,238	95,603,998	2,231,784
	ROMANIA	1.17	207	9,495	243
	SINGAPORE	113,201.79	3,515,027	161,234,288	3,803,608
	SLOVAK REPUBLIC (SLOVAKIA)	422.50	2,685	123,161	2,986
	SOUTH AFRICA, REP. OF	16,166.84	26,991	1,238,077	29,299
	SPAIN	322.73	30,448	1,396,650	33,110
	SWEDEN	6,093.03	160,156	7,346,356	167,716
	SWITZERLAND	1,101.73	182,978	8,393,201	192,122
	TAIWAN (REP. OF CHINA)	1,555,288.17	13,452,406	617,061,865	14,955,190
	THAILAND	30,848.22	275,070	12,617,461	303,523
	TURKEY	490.05	8,907	408,564	15,062
	UK OF GREAT BRITAIN AND N. IRELAND	1,908.24	527,807	24,210,507	542,183
	UNITED ARAB EMIRATES, N.E.S.	17,326.90	37,412	1,716,088	39,546
	UNITED STATES OF AMERICA	207,576.68	3,739,116	171,513,251	4,021,367
	VIETNAM	45,196.45	291,064	13,351,106	312,084
8505	Electro-magnets; permanent magnets and articles intended to become permanent magnets after magnetisation; electro-magnetic or permanent magnet chucks, clamps and similar holding devices; electro-magnetic couplings, clutches and brakes; electro-magnetic lifting heads.	1,892,130.92	64,054,127	2,938,162,803	69,985,814
850511	Permanent magnets and articles intended to become magnets after magnetization, of metal	238,249.66	6,083,085	279,031,108	6,567,630
	AUSTRALIA	13.30	1,160	53,209	1,192
	FINLAND	28.72	212	9,724	221
	FRANCE	18.71	4,926	225,956	5,062
	GERMANY	4,743.77	390,030	17,890,676	404,933
	HONG KONG, CHINA	2,940.15	115,413	5,293,994	122,812
	INDIA	86.62	360	16,513	403
	INDONESIA	16,411.95	107,714	4,940,841	110,752
	JAPAN	73,913.38	3,352,700	153,788,349	3,622,798
	MALAYSIA	9,868.86	748,365	34,327,503	839,615
	PEOPLE'S REPUBLIC OF CHINA	65,851.91	1,116,146	51,197,617	1,192,553
	REPUBLIC OF KOREA	4,462.16	64,488	2,958,065	66,907
	SINGAPORE	46.35	1,490	68,346	1,579
	TAIWAN (REP. OF CHINA)	458.63	3,417	156,738	3,644
	THAILAND	58,370.33	167,753	7,694,830	185,493
	UK OF GREAT BRITAIN AND N. IRELAND	88.03	330	15,137	376
	UNITED STATES OF AMERICA	946.79	8,581	393,610	9,290
850519	Permanent magnets and articles intended to become magnets after magnetization, of other materials	690,631.67	12,586,544	577,344,775	13,446,828
	AUSTRALIA	33.72	5,252	240,909	5,475
	AUSTRIA	0.26	28	1,284	30
	FRANCE	593.14	5,812	266,596	6,044
	GERMANY	2,362.25	212,819	9,762,008	225,237
	HONG KONG, CHINA	115,942.33	842,326	38,637,494	906,169
	INDIA	4,846.62	19,345	887,355	20,448
	INDONESIA	89,156.65	783,472	35,937,861	831,835
	ISRAEL	2,795.24	28,219	1,294,406	29,915
	ITALY	1,792.54	35,625	1,634,119	37,101
	JAPAN	300,774.57	5,644,208	258,899,821	6,044,805
	MALAYSIA	1,235.07	55,914	2,564,775	60,748
	MEXICO	5.71	2,523	115,730	2,685
	NETHERLANDS	4,062.05	35,786	1,641,504	36,861
	PEOPLE'S REPUBLIC OF CHINA	63,217.51	2,510,799	115,170,350	2,705,286
	POLAND	9.72	1,616	74,126	1,682
	REPUBLIC OF KOREA	39,958.72	1,043,773	47,877,868	1,115,992
	SINGAPORE	1,975.28	52,835	2,423,541	55,609

TABLE 8 - Continued

PSCC CODE	COMMODITY AND COUNTRY OF ORIGIN	GROSS WEIGHT (GK)	FOB VALUE		CIF DOLLARS
			DOLLARS	PESOS	
	SOUTH AFRICA, REP. OF	175.47	1,536	70,456	2,189
	SWEDEN	138.31	3,756	172,288	3,902
	SWITZERLAND	60.91	11,100	509,157	11,478
	TAIWAN (REP. OF CHINA)	24,978.60	276,980	12,705,073	286,884
	THAILAND	33,701.78	950,887	43,617,187	989,837
	UK OF GREAT BRITAIN AND N. IRELAND	74.11	2,501	114,721	2,755
	UNITED ARAB EMIRATES, N.E.S.	14.14	55	2,523	61
	UNITED STATES OF AMERICA	1,198.75	53,573	2,457,394	57,618
	VIETNAM	1,528.22	5,804	266,229	6,182
850520	Electro-magnetic couplings, clutches and brakes	172,022.62	10,659,768	488,963,558	11,776,798
	AUSTRALIA	285.34	10,969	503,148	11,509
	FRANCE	2,354.87	39,407	1,807,599	44,045
	GERMANY	1,604.04	66,160	3,034,759	77,493
	HONG KONG, CHINA	32.67	307,301	14,095,897	333,538
	INDIA	3.47	52	2,385	75
	ISRAEL	0.92	624	28,623	709
	ITALY	101.73	6,404	293,751	7,259
	JAPAN	131,244.48	9,923,094	455,172,322	10,977,836
	NETHERLANDS	37.23	2,198	100,822	2,491
	PEOPLE'S REPUBLIC OF CHINA	21,464.46	55,883	2,563,353	58,174
	REPUBLIC OF KOREA	395.34	13,055	598,833	13,507
	SINGAPORE	180.80	15,954	731,810	16,469
	SPAIN	6.68	1,155	52,980	1,288
	SWEDEN	130.84	3,508	160,912	3,904
	TAIWAN (REP. OF CHINA)	2,489.47	31,880	1,462,336	33,594
	THAILAND	231.26	3,157	144,812	3,445
	UK OF GREAT BRITAIN AND N. IRELAND	274.50	5,971	273,890	6,554
	UNITED STATES OF AMERICA	11,174.32	167,914	7,702,215	179,226
	VIETNAM	10.20	5,082	233,111	5,682
850530	Electro-magnetic lifting heads	272,969.96	12,314,388	564,860,975	13,003,401
	AUSTRALIA	2.53	629	28,852	658
	AUSTRIA	0.49	952	43,668	1,017
	BELGIUM	35.05	459	21,054	490
	DENMARK	8.48	324	14,862	347
	FINLAND	887.36	57,506	2,637,800	85,659
	FRANCE	30.47	17,672	810,615	19,121
	GERMANY	2,283.64	226,543	10,391,527	244,344
	HONG KONG, CHINA	9,437.00	323,021	14,816,973	348,685
	INDIA	3.33	453	20,779	484
	INDONESIA	576.24	9,805	449,755	10,289
	IRELAND	5.01	4,120	188,984	4,368
	ISRAEL	235.83	2,325	106,648	3,718
	ITALY	213.13	4,480	205,498	4,876
	JAPAN	173,920.90	9,223,266	423,071,211	9,714,447
	MALAYSIA	2,312.14	19,274	884,098	20,079
	NETHERLANDS	8.15	1,175	53,897	1,248
	PEOPLE'S REPUBLIC OF CHINA	67,851.62	2,078,751	95,352,308	2,180,424
	REPUBLIC OF KOREA	2,527.26	100,576	4,613,421	108,459
	SINGAPORE	2,433.60	33,901	1,555,039	35,603
	SPAIN	4.34	159	7,293	177
	SWITZERLAND	636.45	38,341	1,758,702	39,851
	TAIWAN (REP. OF CHINA)	2,634.44	34,988	1,604,900	36,327
	THAILAND	5,308.42	65,059	2,984,256	67,016
	UNITED STATES OF AMERICA	1,533.11	66,936	3,070,354	71,784
	VIETNAM	80.97	3,673	168,481	3,930
850590	Other electro-magnetic devices, including parts	518,257.01	22,410,342	1,027,962,387	25,191,157
	AUSTRIA	2.87	693	31,788	739
	DENMARK	1.74	123	5,642	125
	FRANCE	902.17	30,518	1,399,861	31,992
	GERMANY	2,792.27	112,819	5,175,008	114,519
	HONDURAS, REPUBLIC OF	294.90	11,420	523,835	11,742
	HONG KONG, CHINA	14,528.68	496,127	22,757,345	540,038
	INDIA	355.22	4,710	216,048	5,564
	INDONESIA	13,445.39	78,743	3,611,941	90,181
	ISRAEL	2.94	1,837	84,263	1,935
	ITALY	24.79	433	19,862	489
	JAPAN	342,492.49	16,972,955	778,549,446	19,277,247
	MALAYSIA	627.24	25,429	1,166,428	27,731

TABLE 8 - *Continued*

PSCC CODE	COMMODITY AND COUNTRY OF ORIGIN	GROSS WEIGHT (GK)	FOB VALUE		CIF DOLLARS
			DOLLARS	PESOS	
	MEXICO	2.33	176	8,073	184
	PEOPLE'S REPUBLIC OF CHINA	91,863.43	1,995,257	91,522,439	2,264,458
	POLAND	400.58	31,943	1,465,225	32,821
	REPUBLIC OF KOREA	13,672.50	1,480,625	67,916,268	1,553,995
	SINGAPORE	982.07	43,260	1,984,337	45,093
	SWITZERLAND	0.92	647	29,678	671
	TAIWAN (REP. OF CHINA)	590.95	72,160	3,309,979	84,863
	THAILAND	20,293.08	489,943	22,473,685	524,090
	TURKEY	835.24	10,306	472,736	12,477
	UK OF GREAT BRITAIN AND N. IRELAND	98.08	11,902	545,945	13,190
	UNITED ARAB EMIRATES, N.E.S.	12.92	84	3,853	88
	UNITED STATES OF AMERICA	8,965.32	526,006	24,127,895	544,157
	VIETNAM	5,068.89	12,226	560,807	12,768
8506	Primary cells and primary batteries.	7,634,093.39	27,137,424	1,244,793,641	28,277,568
850610	Primary cells and primary batteries, manganese dioxide	4,702,045.65	14,956,406	686,050,343	15,387,378
	AUSTRALIA	121.36	8,359	383,427	8,937
	CANADA	18.27	1,071	49,127	1,252
	FRANCE	1,489.71	10,776	494,295	11,477
	GERMANY	1.76	289	13,256	306
	HONG KONG, CHINA	10,735.99	41,518	1,904,431	43,271
	INDIA	1,236.04	67,171	3,081,134	70,934
	INDONESIA	3,765,058.85	8,477,100	388,844,577	8,717,187
	ITALY	196.16	3,478	159,536	3,513
	JAPAN	2,520.76	275,650	12,644,066	297,134
	MALAYSIA	184.80	869	39,861	888
	PEOPLE'S REPUBLIC OF CHINA	284,480.65	639,869	29,350,791	690,034
	POLAND	10,972.81	11,887	545,257	12,452
	REPUBLIC OF KOREA	152,210.64	485,632	22,275,940	504,642
	SINGAPORE	463,625.65	4,858,851	222,875,496	4,947,121
	TAIWAN (REP. OF CHINA)	704.66	14,782	678,050	16,247
	THAILAND	7,079.40	31,872	1,461,968	33,340
	UK OF GREAT BRITAIN AND N. IRELAND	37.77	966	44,310	993
	UNITED STATES OF AMERICA	1,370.37	26,266	1,204,821	27,650
850630	Primary cells and primary batteries, mercuric oxide	174.22	13,591	623,419	13,591
	THAILAND	174.22	13,591	623,419	13,591
850640	Primary cells and primary batteries, silver oxide	2,798.49	39,111	1,794,021	41,767
	JAPAN	8.32	1,301	59,677	1,446
	PEOPLE'S REPUBLIC OF CHINA	22.03	636	29,173	679
	SINGAPORE	2,768.14	37,174	1,705,171	39,642
850650	Primary cells and primary batteries, lithium	649,026.76	5,031,488	230,794,355	5,335,208
	AUSTRALIA	722.10	42,923	1,968,878	44,758
	BELGIUM	68.45	7,812	358,336	8,439
	CANADA	7.27	846	38,806	897
	DENMARK	558.62	9,879	453,150	10,775
	FRANCE	629.37	79,975	3,668,453	85,985
	GERMANY	701.85	24,343	1,116,613	25,550
	HONG KONG, CHINA	41,294.71	1,305,426	59,879,891	1,379,721
	INDIA	35,416.94	76,769	3,521,394	82,970
	INDONESIA	103,937.18	105,343	4,832,083	107,224
	ISRAEL	7,163.05	100,724	4,620,210	103,326
	ITALY	3.71	237	10,871	574
	JAPAN	3,036.41	171,357	7,860,146	188,339
	MALAYSIA	2,943.29	160,677	7,370,254	164,482
	MEXICO	0.93	179	8,211	186
	NETHERLANDS	84.70	12,858	589,796	14,782
	NEW ZEALAND	1.75	183	8,394	207
	PEOPLE'S REPUBLIC OF CHINA	297,752.50	1,108,919	50,866,115	1,182,953
	REPUBLIC OF KOREA	10,638.86	114,780	5,264,959	126,415
	RUSSIAN FEDERATION	0.83	74	3,394	84
	SINGAPORE	75,261.90	1,015,626	46,586,765	1,081,394
	SPAIN	2.22	136	6,238	140
	SWEDEN	111.27	21,071	966,527	23,853
	SWITZERLAND	27.86	9,319	427,463	9,848
	TAIWAN (REP. OF CHINA)	26,184.56	91,847	4,213,022	97,422
	THAILAND	3,016.03	24,413	1,119,824	25,750

TABLE 8 - Continued

PSCC CODE	COMMODITY AND COUNTRY OF ORIGIN	GROSS WEIGHT (GK)	FOB VALUE		CIF DOLLARS
			DOLLARS	PESOS	
	TURKEY	3.24	32	1,468	34
	UK OF GREAT BRITAIN AND N. IRELAND	5.57	672	30,825	752
	UNITED ARAB EMIRATES, N.E.S.	88.08	806	36,971	852
	UNITED STATES OF AMERICA	39,104.50	541,673	24,846,541	564,810
	VIETNAM	259.01	2,589	118,757	2,686
850660	Primary cells and primary batteries, air-zinc	73,253.83	144,898	6,646,472	151,244
	AUSTRALIA	0.87	679	31,146	706
	AUSTRIA	0.83	94	4,312	100
	CANADA	32.75	3,013	138,206	3,205
	DENMARK	138.50	34,648	1,589,303	35,823
	GERMANY	5.75	2,114	96,970	2,174
	HONG KONG, CHINA	15,119.62	11,670	535,303	12,237
	INDIA	394.26	11,368	521,450	12,278
	JAPAN	52.98	8,307	381,042	8,761
	MALAYSIA	58.50	156	7,156	162
	PEOPLE'S REPUBLIC OF CHINA	40,470.66	23,425	1,074,505	24,272
	SINGAPORE	15,589.38	9,284	425,857	9,760
	SWITZERLAND	84.20	21,536	987,857	22,506
	TAIWAN (REP. OF CHINA)	824.68	476	21,834	509
	UK OF GREAT BRITAIN AND N. IRELAND	65.86	6,992	320,723	7,308
	UNITED STATES OF AMERICA	414.99	11,136	510,808	11,443
850680	Other primary cells and primary batteries	1,991,434.51	6,237,680	286,122,384	6,584,968
	AUSTRALIA	451.96	11,212	514,294	12,607
	BELGIUM	14.09	9,883	453,333	10,254
	BOSNIA AND HERZEGOVINA	85.26	90	4,128	105
	CANADA	3,275.96	27,204	1,247,847	27,971
	COOK ISLANDS	229.97	13,895	637,364	14,824
	DENMARK	10.55	3,729	171,049	3,933
	FRANCE	57.41	4,011	183,985	4,806
	GERMANY	589.81	22,730	1,042,626	25,932
	HONG KONG, CHINA	164,458.16	473,755	21,731,142	509,567
	INDIA	932.23	13,069	599,475	14,361
	INDONESIA	169,785.47	198,223	9,092,489	217,056
	ISRAEL	7.02	808	37,063	960
	ITALY	88.96	1,905	87,382	2,300
	JAPAN	12,664.87	319,204	14,641,887	343,678
	MALAYSIA	411.70	8,476	388,794	9,971
	NETHERLANDS	469.40	14,303	656,079	15,026
	NORWAY	0.68	570	26,146	607
	PEOPLE'S REPUBLIC OF CHINA	593,310.10	1,352,210	62,025,873	1,440,920
	REPUBLIC OF KOREA	1,545.33	15,285	701,123	17,070
	ROMANIA	0.90	454	20,825	470
	SINGAPORE	77,687.79	780,349	35,794,609	813,948
	SLOVENIA	7.34	307	14,083	368
	SPAIN	9.68	306	14,036	342
	SWEDEN	2.44	915	41,971	1,387
	SWITZERLAND	58.33	4,750	217,883	5,784
	TAIWAN (REP. OF CHINA)	478.66	43,479	1,994,382	45,428
	THAILAND	19,557.25	194,071	8,902,037	205,639
	UK OF GREAT BRITAIN AND N. IRELAND	114.27	22,475	1,030,929	24,025
	UNITED ARAB EMIRATES, N.E.S.	2,279.56	10,914	500,625	11,402
	UNITED STATES OF AMERICA	4,450.56	239,491	10,985,453	257,932
	VIETNAM	938,398.80	2,449,607	112,363,472	2,546,295
850690	Parts of primary cells and batteries	215,359.93	714,250	32,762,647	763,412
	DENMARK	1.58	444	20,366	458
	GERMANY	2.06	209	9,587	234
	HONG KONG, CHINA	4,909.93	90,104	4,133,070	95,619
	INDIA	3,949.64	33,060	1,516,462	33,910
	ITALY	552.25	14,719	675,161	15,973
	JAPAN	7,142.79	204,050	9,359,774	212,712
	MALAYSIA	3,446.64	18,650	855,476	19,973
	PEOPLE'S REPUBLIC OF CHINA	16,513.45	70,557	3,236,450	80,865
	REPUBLIC OF KOREA	336.10	14,004	642,363	14,457
	ROMANIA	10.02	91	4,174	104
	SAUDI ARABIA	0.71	113	5,183	135
	SINGAPORE	15,619.96	130,482	5,985,209	138,756
	SWEDEN	27.17	401	18,394	1,075
	SWITZERLAND	0.87	181	8,302	194

TABLE 8 - *Continued*

PSCC CODE	COMMODITY AND COUNTRY OF ORIGIN	GROSS WEIGHT (GK)	FOB VALUE		CIF
			DOLLARS	PESOS	DOLLARS
	TAIWAN (REP. OF CHINA)	7,768.42	44,174	2,026,261	47,816
	THAILAND	16,293.42	15,618	716,398	18,377
	UK OF GREAT BRITAIN AND N. IRELAND	45.02	1,155	52,980	1,476
	UNITED STATES OF AMERICA	132,896.96	75,794	3,476,671	80,820
	VIETNAM	5,842.94	444	20,366	458
8507	Electric accumulators, including separators therefor, whether or not rectangular (including square).	36,230,453.99	113,406,552	5,201,958,538	119,877,937
850710	Lead-acid, of a kind used for starting piston engines	8,273,905.24	20,968,493	961,824,775	21,927,192
	AUSTRALIA	50.50	113	5,183	120
	BANGLADESH	18,468.82	35,790	1,641,687	37,256
	BELGIUM	457.65	2,732	125,317	3,592
	FRANCE	1,368.59	19,589	898,547	21,771
	GERMANY	4,455.91	38,828	1,781,040	46,026
	HONG KONG, CHINA	62,160.61	42,149	1,933,374	44,525
	INDIA	482,637.10	1,087,919	49,902,845	1,111,209
	INDONESIA	2,413,751.60	5,729,321	262,803,954	5,874,248
	ISRAEL	17,473.62	55,654	2,552,849	55,768
	ITALY	5,036.59	10,989	504,066	13,037
	JAPAN	42,494.86	221,618	10,165,618	229,495
	MALAYSIA	3,325.63	29,516	1,353,898	31,603
	PEOPLE'S REPUBLIC OF CHINA	1,047,619.28	2,025,893	92,927,713	2,103,016
	REPUBLIC OF KOREA	846,102.97	1,085,776	49,804,546	1,127,042
	SINGAPORE	369,527.02	1,817,321	83,360,515	1,899,274
	SPAIN	97.27	33,951	1,557,332	37,307
	SWEDEN	1,178.68	14,649	671,950	15,187
	SWITZERLAND	57.76	34,067	1,562,654	39,141
	TAIWAN (REP. OF CHINA)	20,314.66	40,687	1,866,313	45,607
	THAILAND	1,714,140.62	5,206,273	238,811,744	5,398,853
	UK OF GREAT BRITAIN AND N. IRELAND	348.70	2,110	96,785	4,609
	UNITED STATES OF AMERICA	119,108.24	438,562	20,116,838	473,638
	VIETNAM	1,103,728.56	2,994,986	137,380,007	3,314,868
850720	Other lead-acid accumulators	25,529,951.59	75,923,685	3,482,619,433	80,145,383
	AUSTRALIA	13,427.28	10,742	492,736	10,980
	CZECH REPUBLIC (CZECHOSLOVAKIA)	0.77	123	5,642	128
	FRANCE	48.39	1,126	51,650	1,433
	GERMANY	27,217.61	180,869	8,296,461	190,551
	GREECE	3,281.13	13,433	616,172	14,113
	HONG KONG, CHINA	147,223.74	494,411	22,678,633	512,965
	INDIA	19,388.96	15,573	714,334	16,885
	ITALY	38.37	709	32,522	755
	JAPAN	149,391.72	383,516	17,591,879	395,622
	MACAU	369.68	6,821	312,879	7,048
	MALAYSIA	811.54	35,376	1,622,697	41,603
	MEXICO	7.43	4,393	201,506	4,599
	NETHERLANDS	1,305.22	12,293	563,880	15,744
	NEW ZEALAND	10,240.00	64	2,936	465
	PEOPLE'S REPUBLIC OF CHINA	4,619,614.56	19,145,051	878,183,490	19,742,856
	REPUBLIC OF KOREA	134,647.55	160,254	7,350,851	165,212
	SINGAPORE	728,937.30	2,607,005	119,583,319	2,716,612
	SLOVAK REPUBLIC (SLOVAKIA)	325.91	4,341	199,122	4,573
	SRI LANKA (CEYLON)	268.67	806	36,971	1,354
	SWEDEN	994.31	2,386	109,446	2,453
	SWITZERLAND	36,608.54	87,682	4,021,973	93,456
	TAIWAN (REP. OF CHINA)	974,471.65	2,846,612	130,574,092	3,141,547
	THAILAND	164,654.28	339,474	15,571,672	354,742
	UK OF GREAT BRITAIN AND N. IRELAND	3.14	126	5,780	134
	UNITED ARAB EMIRATES, N.E.S.	1.74	331	15,183	374
	UNITED STATES OF AMERICA	34,421.40	199,219	9,138,176	224,975
	VIETNAM	18,462,250.70	49,370,949	2,264,645,431	52,484,204
850730	Nickel-cadmium storage batteries	11,875.15	277,751	12,740,438	296,865
	GERMANY	75.28	1,902	87,245	2,105
	HONG KONG, CHINA	47.60	8,691	398,656	9,134
	JAPAN	5.78	548	25,137	570
	MALAYSIA	8,774.35	29,782	1,366,100	31,819
	NETHERLANDS	262.65	1,193	54,723	1,198
	PEOPLE'S REPUBLIC OF CHINA	859.42	11,844	543,284	12,164
	SINGAPORE	1,243.88	187,255	8,589,387	200,472

TABLE 8 - Continued

PSCC CODE	COMMODITY AND COUNTRY OF ORIGIN	GROSS WEIGHT (GK)	FOB VALUE		CIF DOLLARS
			DOLLARS	PESOS	
	SWEDEN	127.54	1,048	48,072	1,139
	UK OF GREAT BRITAIN AND N. IRELAND	74.06	1,986	91,098	2,651
	UNITED STATES OF AMERICA	404.59	33,502	1,536,736	35,613
850740	Nickel-iron storage batteries	3,732.84	166,356	7,630,750	179,270
	HONG KONG, CHINA	974.47	24,164	1,108,402	28,159
	JAPAN	568.22	82,531	3,785,697	89,171
	MALAYSIA	6.96	722	33,118	1,093
	PEOPLE'S REPUBLIC OF CHINA	407.64	3,717	170,499	3,878
	REPUBLIC OF KOREA	215.66	26,884	1,233,169	27,908
	SINGAPORE	1,451.51	22,139	1,015,516	22,518
	UNITED STATES OF AMERICA	94.46	5,750	263,753	5,985
	VIETNAM	13.92	449	20,596	558
850780	Other electric accumulators (storage batteries)	584,218.20	9,525,745	436,945,923	10,396,154
	ANDORRA	14.32	760	34,861	791
	AUSTRALIA	208.43	7,139	327,466	8,037
	BELGIUM	0.22	44	2,018	52
	CAMBODIA (DEMOCRATIC KAMPUCHEA)	403.46	2,935	134,628	2,939
	CANADA	50.81	3,500	160,545	3,740
	DENMARK	0.87	55	2,523	63
	ESTONIA	0.51	97	4,449	114
	FINLAND	0.30	30	1,376	35
	FRANCE	73.00	45,905	2,105,662	47,942
	GERMANY	871.22	45,516	2,087,819	50,527
	HONG KONG, CHINA	27,395.86	602,301	27,627,546	626,787
	INDONESIA	49,247.10	391,641	17,964,573	418,496
	ISRAEL	202.02	10,310	472,920	10,732
	ITALY	777.63	13,976	641,079	15,319
	JAPAN	26,173.59	1,328,866	60,955,083	1,507,787
	KENYA	120.06	1,459	66,924	1,528
	MALAYSIA	1,117.88	143,625	6,588,078	155,036
	MEXICO	33.16	18,988	870,979	19,668
	NETHERLANDS	130.78	1,202	55,136	2,237
	NEW ZEALAND	1.70	310	14,220	349
	PEOPLE'S REPUBLIC OF CHINA	200,538.01	4,518,349	207,256,668	4,872,826
	POLAND	0.87	126	5,780	137
	REPUBLIC OF KOREA	2,105.78	143,370	6,576,383	149,909
	SINGAPORE	37,010.86	873,015	40,045,198	951,596
	SWEDEN	182.57	7,796	357,603	9,403
	SWITZERLAND	11.72	1,463	67,108	2,399
	TAIWAN (REP. OF CHINA)	81,232.75	344,705	15,811,619	407,191
	THAILAND	2,886.11	19,890	912,355	21,270
	UK OF GREAT BRITAIN AND N. IRELAND	299.19	10,763	493,699	13,878
	UNITED ARAB EMIRATES, N.E.S.	5.36	73	3,349	78
	UNITED STATES OF AMERICA	18,716.44	287,831	13,202,808	310,308
	VIETNAM	134,405.62	699,705	32,095,468	784,980
850790	Parts, n.e.s., of electric accumulators	1,826,770.97	6,544,522	300,197,219	6,933,073
	AUSTRALIA	22.24	864	39,632	899
	BELGIUM	21.63	1,519	69,676	1,710
	DENMARK	304.56	10,535	483,240	11,128
	FRANCE	169.27	51,618	2,367,717	53,122
	GERMANY	1,274.63	65,423	3,000,953	68,599
	GREECE	1,453.81	5,963	273,523	6,132
	HONG KONG, CHINA	45,990.48	226,872	10,406,618	239,991
	INDIA	37,341.35	545,574	25,025,479	562,575
	INDONESIA	21,180.47	86,743	3,978,901	91,729
	IRELAND	3,221.59	30,401	1,394,494	31,237
	JAPAN	33,932.77	185,890	8,526,774	194,896
	LEBANON	9,513.35	33,375	1,530,911	35,235
	MALAYSIA	266,804.59	141,645	6,497,256	154,141
	MEXICO	0.78	1,182	54,218	1,231
	NORWAY	6.68	1,521	69,768	1,631
	PEOPLE'S REPUBLIC OF CHINA	224,728.87	851,803	39,072,203	915,199
	REPUBLIC OF KOREA	15,443.84	66,389	3,045,263	71,384
	SINGAPORE	54,370.99	162,622	7,459,472	172,718
	SWEDEN	2,017.66	12,557	575,989	14,452
	SWITZERLAND	40.42	13,200	605,484	14,190
	TAIWAN (REP. OF CHINA)	58,742.36	92,586	4,246,920	105,115
	THAILAND	634,749.51	2,418,516	110,937,329	2,563,079

TABLE 8 - *Continued*

PSCC CODE	COMMODITY AND COUNTRY OF ORIGIN	GROSS WEIGHT (GK)	FOB VALUE		CIF DOLLARS
			DOLLARS	PESOS	
	UK OF GREAT BRITAIN AND N. IRELAND	13,616.78	192,045	8,809,104	200,116
	UNITED ARAB EMIRATES, N.E.S.	7.54	352	16,146	384
	UNITED STATES OF AMERICA	109,579.80	522,239	23,955,102	569,131
	VIETNAM	292,235.00	823,088	37,755,047	853,049
8509	Electro-mechanical domestic appliances, with self-contained electric motor.	3,986,362.61	30,416,554	1,395,207,340	32,013,468
850910	Vacuum cleaners, electro-mechanical, domestic appliances, with self-contained electric motor	573,951.15	3,069,529	140,799,297	3,346,481
	AUSTRALIA	6,904.23	12,644	579,980	13,264
	AUSTRIA	8.71	296	13,578	404
	FINLAND	108.75	2,419	110,960	2,518
	GERMANY	5,676.39	72,148	3,309,429	80,093
	HONG KONG, CHINA	2,823.10	9,228	423,288	9,940
	HUNGARY	41.90	5,268	241,643	5,670
	INDIA	1,227.03	5,878	269,624	8,205
	ITALY	498.46	7,050	323,384	8,671
	JAPAN	46,613.81	1,248,055	57,248,283	1,401,530
	MALAYSIA	18,923.31	256,755	11,777,352	269,581
	NETHERLANDS	370.99	4,693	215,268	5,262
	NEW ZEALAND	842.77	1,499	68,759	1,602
	NORWAY	129.33	2,187	100,318	2,298
	PEOPLE'S REPUBLIC OF CHINA	405,474.56	875,793	40,172,625	923,249
	REPUBLIC OF KOREA	25,037.58	124,993	5,733,429	142,376
	SINGAPORE	22,677.65	171,423	7,863,173	183,422
	SLOVAK REPUBLIC (SLOVAKIA)	674.96	20,287	930,565	20,346
	SLOVENIA	877.01	26,415	1,211,656	29,740
	SPAIN	25.70	211	9,679	342
	SWEDEN	105.07	7,914	363,015	8,239
	SWITZERLAND	2,075.36	36,827	1,689,254	43,695
	TAIWAN (REP. OF CHINA)	14,914.24	17,340	795,386	18,089
	THAILAND	101.15	14,229	652,684	16,755
	UK OF GREAT BRITAIN AND N. IRELAND	0.87	185	8,486	208
	UNITED ARAB EMIRATES, N.E.S.	3,637.29	26,429	1,212,298	26,478
	UNITED STATES OF AMERICA	14,180.93	119,363	5,475,181	124,504
850920	Floor polishers, electro-mechanical, domestic appliances, with self-contained electric motor	165,749.24	524,635	24,065,008	552,960
	AUSTRALIA	66,552.44	51,177	2,347,489	53,736
	GERMANY	2,810.62	7,734	354,759	7,840
	INDIA	190.36	1,511	69,310	1,716
	ITALY	367.15	3,920	179,810	4,264
	JAPAN	316.01	1,579	72,429	1,676
	MALAYSIA	10,576.11	25,254	1,158,401	26,255
	PEOPLE'S REPUBLIC OF CHINA	14,571.92	44,982	2,063,324	46,601
	REPUBLIC OF KOREA	1,950.42	266,383	12,218,988	278,423
	SINGAPORE	1,378.34	20,176	925,473	21,394
	SLOVAK REPUBLIC (SLOVAKIA)	13.52	403	18,486	418
	SLOVENIA	9.55	244	11,192	253
	UNITED STATES OF AMERICA	67,012.80	101,272	4,645,347	110,384
850930	Kitchen waste disposers, electro-mechanical, domestic appliances, with self-contained electric motor	317,721.32	774,598	35,530,812	874,676
	AUSTRALIA	730.85	531	24,357	569
	DEMOCRATIC PEOPLE'S REP. OF KOREA	1,740.29	24,364	1,117,577	25,074
	FRANCE	51.75	1,342	61,558	1,354
	GERMANY	718.55	25,255	1,158,447	26,304
	HONG KONG, CHINA	1,454.67	30,991	1,421,557	32,157
	INDIA	2,731.21	44,361	2,034,839	46,515
	ITALY	692.33	8,338	382,464	8,535
	JAPAN	3,332.09	114,587	5,256,106	122,234
	MALAYSIA	63.34	939	43,072	942
	NETHERLANDS	34.23	1,324	60,732	1,806
	PEOPLE'S REPUBLIC OF CHINA	276,593.85	387,654	17,781,689	465,402
	REPUBLIC OF KOREA	963.18	5,188	237,974	5,619
	SINGAPORE	1,849.08	38,709	1,775,582	43,570
	SPAIN	137.93	1,973	90,502	2,028
	SWITZERLAND	35.40	801	36,742	824
	TAIWAN (REP. OF CHINA)	2,550.89	10,889	499,478	11,586
	UNITED STATES OF AMERICA	24,041.68	77,352	3,548,136	80,157

TABLE 8 - Continued

PSC CODE	COMMODITY AND COUNTRY OF ORIGIN	GROSS WEIGHT (GK)	FOB VALUE		CIF DOLLARS
			DOLLARS	PESOS	
850940	Food grinders and mixers; fruit or vegetable juice extractors, electro-mechanical, domestic appliances, with self-contained electric motor	2,289,467.76	9,031,997	414,297,704	9,452,689
	AUSTRALIA	21,451.68	18,881	866,071	19,479
	FRANCE	14,938.83	189,770	8,704,750	200,043
	GERMANY	29,779.61	264,540	12,134,450	282,957
	HONG KONG, CHINA	80,308.18	356,732	16,363,297	371,392
	INDIA	110.16	211	9,679	279
	INDONESIA	13,906.44	35,665	1,635,954	37,215
	ITALY	8,956.46	107,217	4,918,044	115,019
	JAPAN	4,510.17	490,153	22,483,318	560,757
	MALAYSIA	340.24	5,520	253,202	5,684
	MEXICO	5,566.86	9,164	420,353	10,528
	NETHERLANDS	80.59	297	13,623	305
	PEOPLE'S REPUBLIC OF CHINA	1,796,512.98	4,288,151	196,697,487	4,431,425
	REPUBLIC OF KOREA	96,707.24	726,031	33,303,042	756,955
	SINGAPORE	33,430.53	512,737	23,519,246	532,299
	SOUTH AFRICA, REP. OF	31,784.33	2,756	126,418	4,802
	SWEDEN	9.35	652	29,907	695
	TAIWAN (REP. OF CHINA)	26,989.25	41,666	1,911,219	44,246
	UK OF GREAT BRITAIN AND N. IRELAND	1,852.57	1,869	85,731	2,125
	UNITED ARAB EMIRATES, N.E.S.	16,123.43	118,034	5,414,220	125,817
	UNITED STATES OF AMERICA	106,108.86	1,861,951	85,407,693	1,950,667
850980	Other electro-mechanical domestic appliances, with self-contained electric motor	174,618.66	526,283	24,140,602	561,295
	AUSTRALIA	6,440.62	2,977	136,555	3,484
	DEMOCRATIC PEOPLE'S REP. OF KOREA	1,561.83	24,088	1,104,917	25,074
	FRANCE	329.96	2,038	93,483	2,232
	GERMANY	1,074.42	33,005	1,513,939	34,470
	HONG KONG, CHINA	506.52	8,485	389,207	8,960
	INDIA	4,472.01	93,364	4,282,607	97,188
	IRELAND	15.14	294	13,486	345
	JAPAN	43.34	843	38,668	904
	NORWAY	49.38	2,862	131,280	2,940
	PEOPLE'S REPUBLIC OF CHINA	150,699.82	226,634	10,395,702	238,757
	REPUBLIC OF KOREA	4,022.44	114,080	5,232,850	127,781
	SINGAPORE	3,293.71	1,110	50,916	1,433
	SPAIN	96.15	1,423	65,273	1,481
	SWITZERLAND	109.32	1,959	89,859	2,110
	TAIWAN (REP. OF CHINA)	1,457.07	746	34,219	791
	UNITED STATES OF AMERICA	446.93	12,375	567,641	13,345
850990	Parts of electro-mechanical domestic appliances, with self-contained electric motor	464,854.48	16,489,512	756,373,917	17,225,367
	AUSTRALIA	3,682.30	4,029	184,811	4,536
	AUSTRIA	3.47	117	5,367	160
	CANADA	24.95	714	32,751	767
	FRANCE	343.07	7,982	366,135	8,453
	GERMANY	4,750.10	63,491	2,912,332	65,070
	HONG KONG, CHINA	18,360.90	388,420	17,816,827	406,591
	HUNGARY	9.52	999	45,824	1,086
	INDONESIA	77.39	2,574	118,069	2,580
	ITALY	773.44	59,474	2,728,073	62,406
	JAPAN	208,519.74	14,710,688	674,779,258	15,344,698
	MALAYSIA	2,914.61	47,169	2,163,642	50,866
	NETHERLANDS	375.62	930	42,659	974
	NORWAY	41.01	1,675	76,832	2,208
	PEOPLE'S REPUBLIC OF CHINA	162,566.21	324,469	14,883,393	346,067
	REPUBLIC OF KOREA	6,465.98	308,726	14,161,262	317,407
	SINGAPORE	6,054.87	83,702	3,839,411	89,283
	SPAIN	5.91	474	21,742	514
	SWITZERLAND	922.39	12,625	579,109	13,725
	TAIWAN (REP. OF CHINA)	5,995.13	15,502	711,076	16,289
	THAILAND	2,077.46	35,671	1,636,229	38,086
	UNITED STATES OF AMERICA	21,782.11	155,982	7,154,894	177,523
	VIETNAM	19,108.30	264,099	12,114,221	276,078
8510	Shavers, hair clippers and hair-removing appliances, with self-contained electric motor.	607,860.94	1,755,122	80,507,445	1,971,480

TABLE 8 - Continued

PSCC CODE	COMMODITY AND COUNTRY OF ORIGIN	GROSS WEIGHT (GK)	FOB VALUE		CIF
			DOLLARS	PESOS	DOLLARS
851010	Shavers, with self-contained electric motor	57,583.92	369,875	16,966,166	521,249
	AUSTRALIA	1,534.79	17,169	787,542	49,389
	FRANCE	0.86	30	1,376	38
	GERMANY	4,426.03	88,976	4,081,329	134,620
	HONG KONG, CHINA	770.50	31,671	1,452,749	33,243
	INDONESIA	893.31	13,122	601,906	13,425
	JAPAN	52.21	2,136	97,978	2,275
	PEOPLE'S REPUBLIC OF CHINA	47,337.02	170,565	7,823,817	217,419
	SINGAPORE	500.65	19,059	874,236	42,054
	TAIWAN (REP. OF CHINA)	260.87	2,107	96,648	2,109
	THAILAND	1,693.14	24,823	1,138,631	26,445
	UK OF GREAT BRITAIN AND N. IRELAND	114.54	217	9,954	232
851020	Hair clippers, with self-contained electric motor	523,433.61	983,802	45,126,998	1,027,857
	AUSTRALIA	225,455.70	153,849	7,057,054	162,230
	GERMANY	2,988.28	32,251	1,479,353	34,844
	HONG KONG, CHINA	26,357.93	9,177	420,949	10,039
	HUNGARY	241.91	11,564	530,441	14,500
	NEW ZEALAND	22,955.31	20,066	920,427	21,571
	PEOPLE'S REPUBLIC OF CHINA	28,446.26	45,982	2,109,194	47,872
	SINGAPORE	119.33	116	5,321	121
	THAILAND	60.84	1,265	58,026	1,308
	UNITED STATES OF AMERICA	216,808.05	709,532	32,546,233	735,372
851030	Hair-removing appliances, with self-contained electric motor	2,774.32	31,198	1,431,051	32,139
	AUSTRALIA	518.88	343	15,733	380
	BOSNIA AND HERZEGOVINA	598.60	10,592	485,855	10,805
	GERMANY	870.63	4,097	187,929	4,270
	HONG KONG, CHINA	235.21	8,213	376,730	8,471
	PEOPLE'S REPUBLIC OF CHINA	160.51	2,609	119,675	2,752
	SINGAPORE	77.87	2,674	122,656	2,685
	SLOVENIA	67.09	2,445	112,152	2,514
	UK OF GREAT BRITAIN AND N. IRELAND	24.46	46	2,110	49
	UNITED STATES OF AMERICA	221.07	179	8,211	213
851090	Parts of shavers, hair clippers and hair-removing appliances, with self-contained electric motor	24,069.09	370,247	16,983,230	390,235
	FRANCE	1.69	294	13,486	338
	GERMANY	84.23	608	27,889	702
	HONG KONG, CHINA	33.38	638	29,265	656
	HUNGARY	5.32	235	10,779	242
	JAPAN	21,536.15	298,889	13,710,038	313,589
	MALAYSIA	5.04	637	29,219	688
	PEOPLE'S REPUBLIC OF CHINA	374.63	9,419	432,050	9,975
	REPUBLIC OF KOREA	22.75	367	16,834	381
	SINGAPORE	1,298.70	26,371	1,209,638	29,418
	SPAIN	0.50	450	20,642	514
	THAILAND	78.21	292	13,394	329
	UNITED STATES OF AMERICA	628.49	32,047	1,469,996	33,403
8511	Electrical ignition or starting equipment of a kind used for spark-ignition or compression-ignition internal combustion engines (for example, ignition magnetos, magneto-dynamos, ignition coils, sparking plugs and glow plugs, starter motors); generators (for example, dynamos, alternators) and cut-outs of a kind used in conjunction with such engines.	4,659,592.79	24,079,423	1,104,523,145	26,114,505
851110	Sparkling plugs, whether or not for aircraft use	327,480.99	5,420,177	248,623,519	5,575,542
	AUSTRALIA	53.46	10,086	462,645	10,590
	AUSTRIA	85.25	8,416	386,042	8,599
	BELGIUM	0.80	82	3,761	96
	CANADA	15.22	820	37,613	850
	DENMARK	2.37	151	6,926	179
	GERMANY	26,094.32	545,606	25,026,947	566,825
	HONG KONG, CHINA	322.16	4,530	207,791	4,549
	INDIA	4,204.62	109,180	5,008,087	113,886
	INDONESIA	38,239.34	409,438	18,780,921	413,720
	ITALY	329.06	3,576	164,031	3,799

TABLE 8 - Continued

PSCC CODE	COMMODITY AND COUNTRY OF ORIGIN	GROSS WEIGHT (GK)	FOB VALUE		CIF
			DOLLARS	PESOS	DOLLARS
	JAPAN	128,937.34	2,498,062	114,586,104	2,560,793
	MALAYSIA	3,459.62	7,606	348,887	8,272
	PEOPLE'S REPUBLIC OF CHINA	76,122.62	1,074,788	49,300,526	1,110,962
	REPUBLIC OF KOREA	4,750.39	68,507	3,142,416	71,594
	SINGAPORE	10,376.08	114,571	5,255,372	119,338
	SWEDEN	23.51	817	37,476	947
	TAIWAN (REP. OF CHINA)	1,587.54	3,889	178,388	4,016
	THAILAND	30,198.69	514,210	23,586,813	527,934
	UK OF GREAT BRITAIN AND N. IRELAND	30.35	2,696	123,666	2,843
	UNITED ARAB EMIRATES, N.E.S.	680.40	1,416	64,952	1,569
	UNITED STATES OF AMERICA	1,911.20	39,222	1,799,113	41,582
	VIETNAM	56.65	2,508	115,042	2,599
851120	Ignition magnetos; magneto-dynamos; magnetic flywheels	39,233.74	200,985	9,219,181	216,074
	AUSTRALIA	8.08	1,945	89,217	2,061
	FRANCE	1.11	1,102	50,549	1,133
	GERMANY	26.04	1,803	82,704	1,900
	HONG KONG, CHINA	23.37	13,263	608,374	13,866
	INDIA	14,734.24	7,038	322,833	7,743
	JAPAN	334.79	6,973	319,851	7,409
	MALAYSIA	7.52	147	6,743	163
	PEOPLE'S REPUBLIC OF CHINA	22,821.18	132,356	6,071,170	142,635
	REPUBLIC OF KOREA	472.80	583	26,742	615
	SINGAPORE	122.15	5,872	269,349	6,526
	SPAIN	61.05	585	26,834	967
	TAIWAN (REP. OF CHINA)	416.05	1,199	54,998	1,431
	THAILAND	15.28	3,270	149,995	3,733
	UK OF GREAT BRITAIN AND N. IRELAND	2.27	720	33,026	767
	UNITED STATES OF AMERICA	187.81	24,129	1,106,796	25,125
851130	Distributors; ignition coils, whether or not for aircraft use	119,852.12	440,944	20,226,102	471,515
	AUSTRALIA	0.22	248	11,376	255
	BELGIUM	2.04	248	11,376	284
	FRANCE	135.77	7,502	344,117	8,443
	GERMANY	647.47	12,373	567,549	13,088
	HONG KONG, CHINA	555.56	18,560	851,347	21,189
	INDIA	148.86	1,230	56,420	1,334
	ITALY	295.22	2,523	115,730	2,641
	JAPAN	24,393.71	101,502	4,655,896	106,700
	MALAYSIA	16,583.01	18,050	827,954	19,541
	NETHERLANDS	0.89	24	1,101	29
	PEOPLE'S REPUBLIC OF CHINA	48,867.62	78,307	3,591,943	83,576
	REPUBLIC OF KOREA	364.83	11,714	537,320	12,607
	SINGAPORE	3,140.73	100,037	4,588,697	106,397
	TAIWAN (REP. OF CHINA)	17,624.58	12,385	568,100	13,573
	THAILAND	5,231.79	32,023	1,468,896	34,175
	UK OF GREAT BRITAIN AND N. IRELAND	6.60	588	26,972	632
	UNITED ARAB EMIRATES, N.E.S.	210.29	252	11,559	321
	UNITED STATES OF AMERICA	953.67	23,808	1,092,073	26,720
	VIETNAM	689.26	19,570	897,676	20,010
851140	Starter motors and dual purpose starter-generators, whether or not for aircraft use	474,433.15	2,047,404	93,914,429	2,182,776
	AUSTRALIA	253.32	33,006	1,513,986	35,119
	BELGIUM	196.12	3,267	149,858	3,532
	FRANCE	50.05	8,012	367,510	8,481
	GERMANY	785.16	52,782	2,421,111	56,152
	HONG KONG, CHINA	2,481.03	237,965	10,915,455	263,320
	INDIA	1,469.56	5,784	265,312	6,169
	INDONESIA	737.54	12,732	584,017	13,086
	ISRAEL	124.93	7,973	365,722	8,519
	ITALY	28.91	9,692	444,572	10,531
	JAPAN	158,788.52	253,054	11,607,587	262,862
	KENYA	226.27	2,757	126,464	2,887
	MALAYSIA	3,309.08	21,709	995,792	24,010
	NETHERLANDS	46.34	5,072	232,654	5,761
	NEW ZEALAND	79.63	6,660	305,495	7,342
	PEOPLE'S REPUBLIC OF CHINA	158,504.57	135,820	6,230,063	144,127
	REPUBLIC OF KOREA	11,930.43	16,012	734,470	17,207
	SINGAPORE	7,437.21	230,584	10,576,888	250,002
	SWEDEN	160.45	17,324	794,652	17,381

TABLE 8 - Continued

PSC CODE	COMMODITY AND COUNTRY OF ORIGIN	GROSS WEIGHT (GK)	FOB VALUE		CIF DOLLARS
			DOLLARS	PESOS	
	SWITZERLAND	234.38	3,632	166,600	4,056
	TAIWAN (REP. OF CHINA)	44,587.99	29,282	1,343,166	31,693
	THAILAND	67,822.84	520,246	23,863,684	541,833
	UK OF GREAT BRITAIN AND N. IRELAND	1,158.59	20,989	962,765	23,824
	UNITED ARAB EMIRATES, N.E.S.	189.74	2,142	98,254	2,375
	UNITED STATES OF AMERICA	13,618.92	410,286	18,819,820	441,837
	VIETNAM	211.57	622	28,532	670
851150	Generators (dynamos and alternators), whether or not for aircraft use	1,142,265.29	2,977,089	136,559,072	3,934,156
	AUSTRALIA	150.79	7,522	345,033	8,136
	BELGIUM	6.67	281	12,889	300
	DENMARK	4.19	2,399	110,042	2,857
	FRANCE	17.14	394	18,073	405
	GERMANY	355.67	16,236	744,745	17,080
	HONG KONG, CHINA	574.17	1,802	82,657	1,929
	INDIA	527.88	3,428	157,243	4,006
	INDONESIA	74,169.77	747,516	34,288,559	776,917
	ITALY	23.39	915	41,971	1,086
	JAPAN	48,297.29	139,097	6,380,380	148,045
	MALAYSIA	22,746.37	56,782	2,604,589	60,109
	NETHERLANDS	11.99	2,555	117,198	2,629
	PEOPLE'S REPUBLIC OF CHINA	635,235.95	358,157	16,428,662	381,272
	QATAR	3.72	105	4,816	127
	REPUBLIC OF KOREA	63,111.35	59,501	2,729,310	64,087
	SINGAPORE	14,190.28	238,154	10,924,125	258,712
	SOUTH AFRICA, REP. OF	11.08	146	6,697	150
	SWEDEN	402.09	13,211	605,989	14,024
	TAIWAN (REP. OF CHINA)	120,876.90	286,379	13,136,206	295,366
	THAILAND	157,313.66	990,279	45,424,098	1,838,640
	TURKEY	33.25	84	3,853	89
	UK OF GREAT BRITAIN AND N. IRELAND	404.75	12,980	595,393	14,460
	UNITED STATES OF AMERICA	3,721.11	39,116	1,794,250	43,674
	VIETNAM	75.83	50	2,294	56
851180	Other equipment of a kind used for spark-ignition or compression-ignition internal combustion engines, generators	164,998.85	868,717	39,848,049	913,398
	AUSTRALIA	0.68	27	1,238	29
	GERMANY	11.11	1,244	57,062	1,385
	INDONESIA	1,724.04	69,959	3,209,019	72,860
	ITALY	0.49	51	2,339	53
	JAPAN	149,427.72	600,813	27,559,293	631,433
	MALAYSIA	108.61	2,346	107,611	2,685
	PEOPLE'S REPUBLIC OF CHINA	2,063.00	59,704	2,738,623	60,223
	REPUBLIC OF KOREA	8.61	163	7,477	170
	SINGAPORE	150.49	4,059	186,186	4,412
	TAIWAN (REP. OF CHINA)	3,223.09	1,477	67,750	1,647
	THAILAND	7,685.63	84,961	3,897,161	89,532
	UK OF GREAT BRITAIN AND N. IRELAND	438.41	12,934	593,283	13,319
	UNITED STATES OF AMERICA	156.97	30,979	1,421,007	35,650
851190	Parts of electrical ignition or starting equipment of a kind used for spark-ignition or compression-ignition internal combustion engines, generators	2,391,328.65	12,124,107	556,132,793	12,821,044
	AUSTRALIA	71.26	11,238	515,487	12,067
	BELGIUM	170.25	11,472	526,221	12,464
	CANADA	0.85	6,930	317,879	7,121
	COLOMBIA	0.83	3,489	160,040	3,823
	CZECH REPUBLIC (CZECHOSLOVAKIA)	56.57	1,832	84,034	2,085
	DENMARK	75.93	2,761	126,647	2,850
	FRANCE	327.86	11,319	519,202	12,625
	GERMANY	4,694.95	85,189	3,907,619	91,852
	HONG KONG, CHINA	4,506.98	51,401	2,357,764	54,078
	INDIA	6,022.50	92,955	4,263,846	97,301
	INDONESIA	91,332.04	1,027,854	47,147,663	1,052,710
	IRELAND	1.68	3,661	167,930	4,029
	ISRAEL	5.83	2,624	120,363	2,804
	ITALY	81.99	5,648	259,074	5,904
	JAPAN	1,607,011.62	6,728,215	308,623,223	7,069,423
	MALAYSIA	25,220.26	52,688	2,416,799	55,477
	MEXICO	1.55	162	7,431	173

TABLE 8 - Continued

PSCC CODE	COMMODITY AND COUNTRY OF ORIGIN	GROSS WEIGHT (GK)	FOB VALUE		CIF DOLLARS
			DOLLARS	PESOS	
	NETHERLANDS	207.75	26,119	1,198,079	27,844
	NORWAY	102.34	10,982	503,744	11,115
	PEOPLE'S REPUBLIC OF CHINA	181,314.68	477,069	21,883,156	503,805
	POLAND	125.25	962	44,127	1,039
	REPUBLIC OF KOREA	17,459.80	57,101	2,619,223	60,248
	SINGAPORE	16,601.62	588,370	26,988,532	616,031
	SOUTH AFRICA, REP. OF	3.34	267	12,247	285
	SWEDEN	116.08	8,542	391,822	8,787
	SWITZERLAND	301.99	10,164	466,223	10,569
	TAIWAN (REP. OF CHINA)	65,675.33	66,055	3,029,943	69,783
	THAILAND	359,127.67	2,518,175	115,508,687	2,744,264
	UK OF GREAT BRITAIN AND N. IRELAND	876.64	37,837	1,735,584	41,882
	UNITED STATES OF AMERICA	9,833.21	223,026	10,230,204	238,606
8512	Electrical lighting and signalling equipment (excluding articles of heading 85.39), windscreen wipers, defrosters and demisters, of a kind used for cycles or motor vehicles.	4,238,304.58	11,548,706	529,739,152	12,233,485
851210	Lighting or visual signalling equipment of a kind used on bicycles	25,211.21	56,321	2,583,445	63,994
	CANADA	4.17	4,959	227,469	5,133
	HONG KONG, CHINA	590.04	31,669	1,452,657	36,971
	ITALY	44.41	573	26,284	1,179
	JAPAN	454.15	936	42,934	1,034
	NETHERLANDS	6.09	1,119	51,329	1,310
	NEW ZEALAND	18.30	1,474	67,612	1,588
	PEOPLE'S REPUBLIC OF CHINA	19,916.66	11,167	512,230	11,958
	REPUBLIC OF KOREA	3,079.72	1,693	77,658	1,850
	SINGAPORE	133.01	403	18,486	416
	TAIWAN (REP. OF CHINA)	177.51	1,142	52,384	1,173
	UNITED STATES OF AMERICA	787.15	1,186	54,402	1,382
851220	Other lightning or visual signalling equipment	2,582,547.89	4,944,018	226,782,112	5,283,879
	AUSTRALIA	1,542.90	37,191	1,705,952	38,185
	AUSTRIA	2.61	286	13,119	322
	BELGIUM	61.55	2,851	130,775	3,421
	CZECH REPUBLIC (CZECHOSLOVAKIA)	5.01	76	3,486	90
	DEMOCRATIC PEOPLE'S REP. OF KOREA	241.44	868	39,815	962
	DENMARK	318.19	3,773	173,068	4,189
	FINLAND	487.61	8,648	396,684	8,669
	FRANCE	1,807.86	16,691	765,616	18,856
	GERMANY	5,679.68	105,246	4,827,634	116,098
	HONG KONG, CHINA	44,466.48	77,071	3,535,247	88,098
	INDIA	34,143.98	307,360	14,098,604	327,861
	INDONESIA	4,921.52	94,861	4,351,275	101,232
	ITALY	241.69	13,499	619,200	15,385
	JAPAN	297,193.98	508,281	23,314,851	545,091
	MALAWI	19.83	575	26,375	606
	MALAYSIA	8,037.57	84,566	3,879,043	95,560
	NETHERLANDS	1,782.83	26,946	1,236,013	28,837
	NEW ZEALAND	4.43	531	24,357	546
	PEOPLE'S REPUBLIC OF CHINA	1,475,480.74	1,058,308	48,544,588	1,130,940
	PORTUGAL	986.26	4,458	204,488	4,961
	REPUBLIC OF KOREA	71,630.55	284,240	13,038,089	302,270
	ROMANIA	382.55	15,687	719,562	17,743
	SINGAPORE	48,313.83	412,603	18,926,098	452,864
	SOUTH AFRICA, REP. OF	361.16	2,707	124,170	2,817
	SPAIN	31.47	1,365	62,613	1,418
	SWAZILAND	298.82	22,407	1,027,809	23,840
	SWEDEN	231.94	3,954	181,371	4,611
	SWITZERLAND	16.23	933	42,797	1,061
	TAIWAN (REP. OF CHINA)	431,562.54	579,193	26,567,584	611,644
	THAILAND	137,844.45	1,097,391	50,337,326	1,145,241
	UK OF GREAT BRITAIN AND N. IRELAND	1,172.03	37,874	1,737,279	43,670
	UNITED ARAB EMIRATES, N.E.S.	218.35	277	12,706	334
	UNITED STATES OF AMERICA	9,247.09	122,203	5,605,452	134,665
	VIETNAM	3,810.72	11,098	509,066	11,792
851230	Sound signalling equipment	537,611.48	1,811,858	83,109,927	1,915,832
	AUSTRALIA	66.68	3,165	145,179	3,452
	BELGIUM	5.10	270	12,385	294

TABLE 8 - Continued

PSCC CODE	COMMODITY AND COUNTRY OF ORIGIN	GROSS WEIGHT (GK)	FOB VALUE		CIF DOLLARS
			DOLLARS	PESOS	
	FRANCE	6.80	51	2,339	123
	GERMANY	6,623.85	106,160	4,869,559	111,605
	HONG KONG, CHINA	7,973.00	28,891	1,325,230	30,512
	INDIA	9,182.19	69,913	3,206,909	73,726
	INDONESIA	21,142.00	39,924	1,831,314	41,988
	JAPAN	25,954.68	138,305	6,344,050	152,720
	MALAYSIA	4,040.59	22,125	1,014,874	22,823
	NETHERLANDS	463.30	69,825	3,202,873	72,775
	PEOPLE'S REPUBLIC OF CHINA	208,121.07	160,531	7,363,557	170,343
	REPUBLIC OF KOREA	429.31	12,879	590,760	13,234
	SINGAPORE	91,540.87	606,342	27,812,907	638,242
	SWEDEN	58.60	1,508	69,172	1,600
	TAIWAN (REP. OF CHINA)	138,364.79	207,613	9,523,209	225,871
	THAILAND	12,987.38	138,059	6,332,767	142,401
	TURKEY	9,459.55	87,970	4,035,184	91,423
	UK OF GREAT BRITAIN AND N. IRELAND	295.45	47,189	2,164,559	48,571
	UNITED ARAB EMIRATES, N.E.S.	0.30	24	1,101	26
	UNITED STATES OF AMERICA	895.97	71,114	3,261,999	74,103
851240	Windscreen wipers, defrosters and demisters	282,237.84	452,720	20,766,265	488,204
	AUSTRALIA	14.31	481	22,063	495
	BELGIUM	3.67	116	5,321	138
	FRANCE	0.90	111	5,092	117
	GERMANY	702.26	19,114	876,759	20,977
	HONG KONG, CHINA	26,745.79	42,786	1,962,594	45,119
	INDIA	12,751.79	4,339	199,030	4,680
	ITALY	15.14	254	11,651	273
	JAPAN	6,978.27	46,024	2,111,121	49,432
	MALAYSIA	14,975.34	18,648	855,384	20,680
	NETHERLANDS	3.31	627	28,760	668
	PEOPLE'S REPUBLIC OF CHINA	174,509.81	187,817	8,615,166	202,857
	REPUBLIC OF KOREA	14,119.80	35,522	1,629,394	37,456
	SINGAPORE	7,258.60	41,137	1,886,954	44,023
	SPAIN	779.87	2,781	127,564	2,860
	SWEDEN	36.24	3,223	147,839	3,462
	TAIWAN (REP. OF CHINA)	17,688.84	17,785	815,798	19,515
	THAILAND	206.11	1,605	73,621	1,833
	UK OF GREAT BRITAIN AND N. IRELAND	43.02	2,537	116,372	3,104
	UNITED STATES OF AMERICA	3,722.04	25,405	1,165,327	27,931
	VIETNAM	1,682.73	2,408	110,455	2,584
851290	Parts of electrical lightning and signalling equipment (excluding articles of heading No. 85.39), windscreen wipers, defrosters and demisters, of a kind used for cycles or motor vehicles	810,696.16	4,283,789	196,497,403	4,481,576
	AUSTRALIA	1,643.38	23,215	1,064,872	24,092
	BELGIUM	58.89	1,932	88,621	2,279
	FRANCE	21.81	308	14,128	338
	GERMANY	1,912.92	32,178	1,476,005	33,588
	HONG KONG, CHINA	13,163.95	41,644	1,910,210	44,367
	INDIA	510.93	3,390	155,499	5,096
	INDONESIA	42,974.08	298,273	13,681,783	314,634
	ITALY	9.93	231	10,596	354
	JAPAN	18,095.63	290,271	13,314,731	305,597
	MALAYSIA	17,747.30	142,268	6,525,833	148,382
	NEW ZEALAND	108.94	5,708	261,826	5,915
	PEOPLE'S REPUBLIC OF CHINA	92,647.18	149,245	6,845,868	158,618
	REPUBLIC OF KOREA	10,159.85	50,716	2,326,343	53,176
	SINGAPORE	53,852.69	340,084	15,599,653	355,831
	SPAIN	58.92	1,533	70,319	1,561
	SWEDEN	1,654.24	58,174	2,668,442	62,051
	TAIWAN (REP. OF CHINA)	309,932.76	223,340	10,244,606	241,916
	THAILAND	234,784.76	2,585,968	118,618,352	2,685,259
	UK OF GREAT BRITAIN AND N. IRELAND	91.35	4,039	185,269	4,314
	UNITED STATES OF AMERICA	11,254.12	30,310	1,390,320	33,078
	VIETNAM	12.53	962	44,127	1,130
8513	Portable electric lamps designed to function by their own source of energy (for example, dry batteries, accumulators, magnetos), other than lighting equipment of heading 85.12.	5,615,459.95	8,567,890	393,009,116	9,096,954
851310	Portable electric lamps designed to function by their own source of energy	3,884,378.15	6,506,466	298,451,599	6,931,923

TABLE 8 - Continued

PSCC CODE	COMMODITY AND COUNTRY OF ORIGIN	GROSS WEIGHT (GK)	FOB VALUE		CIF
			DOLLARS	PESOS	DOLLARS
	AUSTRALIA	87.49	3,354	153,849	3,714
	BELGIUM	3.19	143	6,559	147
	BRAZIL	724.41	506	23,210	527
	CHILE	956.79	1,089	49,952	1,221
	DENMARK	96.07	5,074	232,745	5,181
	FRANCE	240.91	12,892	591,356	13,074
	GERMANY	1,552.89	103,759	4,759,426	107,302
	HONG KONG, CHINA	29,040.63	50,840	2,332,031	53,328
	INDONESIA	83.52	3,241	148,665	3,339
	ITALY	106.73	2,606	119,537	2,908
	JAPAN	4,821.27	175,249	8,038,672	206,623
	MALAYSIA	10.17	183	8,394	196
	NETHERLANDS	281.67	11,346	520,441	13,180
	PEOPLE'S REPUBLIC OF CHINA	3,820,626.36	5,947,952	272,832,559	6,321,351
	REPUBLIC OF KOREA	7,479.30	21,780	999,048	22,740
	SINGAPORE	2,186.46	27,915	1,280,461	30,217
	SWEDEN	8.64	660	30,274	734
	SWITZERLAND	15.30	2,998	137,518	3,083
	TAIWAN (REP. OF CHINA)	1,570.01	5,693	261,138	6,044
	THAILAND	3,107.30	31,705	1,454,309	32,836
	UK OF GREAT BRITAIN AND N. IRELAND	416.21	13,149	603,145	14,113
	UNITED ARAB EMIRATES, N.E.S.	286.57	3,896	178,710	4,889
	UNITED STATES OF AMERICA	10,676.26	80,436	3,689,600	85,176
851390	Parts of portable electric lamps designed to function by their own source of energy	1,731,081.80	2,061,424	94,557,517	2,165,031
	AUSTRALIA	149.88	1,794	82,291	1,961
	CANADA	1.75	1,194	54,769	1,420
	GERMANY	34.14	755	34,631	961
	HONG KONG, CHINA	22,549.09	45,727	2,097,498	47,531
	INDIA	166.02	678	31,100	786
	INDONESIA	60,676.41	868,307	39,829,242	892,799
	ITALY	4.76	115	5,275	120
	JAPAN	3,906.80	10,944	502,001	12,244
	NEW ZEALAND	405.38	1,657	76,007	1,704
	NORWAY	18.65	1,081	49,585	1,112
	PEOPLE'S REPUBLIC OF CHINA	1,610,790.81	905,439	41,532,487	965,719
	REPUBLIC OF KOREA	332.47	426	19,541	454
	SINGAPORE	12,594.62	121,359	5,566,736	125,593
	TAIWAN (REP. OF CHINA)	6,371.44	57,254	2,626,241	65,640
	THAILAND	505.06	12,161	557,825	12,717
	UK OF GREAT BRITAIN AND N. IRELAND	150.59	11,546	529,615	11,889
	UNITED STATES OF AMERICA	12,423.93	20,987	962,673	22,381
8514	Industrial or laboratory electric furnaces and ovens (including those functioning by induction or dielectric loss); other industrial or laboratory equipment for the heat treatment of materials by induction or dielectric loss.	1,158,539.51	30,418,413	1,395,292,603	32,090,522
851410	Resistance heated furnaces and ovens	110,977.12	2,657,981	121,921,588	2,918,376
	AUSTRALIA	8,369.12	399,016	18,302,864	409,810
	AUSTRIA	18.91	2,916	133,757	3,003
	CANADA	207.09	53,340	2,446,706	57,617
	CZECH REPUBLIC (CZECHOSLOVAKIA)	973.99	21,245	974,508	23,711
	FRANCE	1,445.78	4,720	216,506	6,395
	GERMANY	8,435.36	344,560	15,804,967	373,244
	HONG KONG, CHINA	125.04	6,736	308,980	6,788
	ITALY	3,602.59	54,368	2,493,860	55,914
	JAPAN	41,972.22	1,207,566	55,391,052	1,363,378
	MALAYSIA	16,545.90	68,665	3,149,664	71,979
	PEOPLE'S REPUBLIC OF CHINA	6,753.48	60,089	2,756,282	63,367
	POLAND	122.77	7,671	351,869	7,985
	REPUBLIC OF KOREA	601.03	27,763	1,273,489	28,903
	SINGAPORE	591.41	14,097	646,629	15,225
	SWITZERLAND	127.24	17,571	805,982	18,922
	TAIWAN (REP. OF CHINA)	682.89	17,365	796,532	17,856
	TURKEY	45.25	623	28,577	1,085
	UK OF GREAT BRITAIN AND N. IRELAND	1,334.81	48,538	2,226,439	56,581
	UNITED STATES OF AMERICA	19,022.24	301,132	13,812,925	336,613
851420	Induction or dielectric furnaces and ovens	134,938.34	4,879,110	223,804,776	5,146,589

TABLE 8 - Continued

PSC CODE	COMMODITY AND COUNTRY OF ORIGIN	GROSS WEIGHT (GK)	FOB VALUE		CIF
			DOLLARS	PESOS	DOLLARS
	AUSTRALIA	202.82	3,546	162,655	4,096
	FRANCE	1,982.14	27,272	1,250,967	28,954
	GERMANY	1,141.80	15,357	704,425	18,663
	HONG KONG, CHINA	1,758.26	62,158	2,851,187	64,172
	INDIA	881.70	20,625	946,069	23,004
	ITALY	57.64	5,217	239,304	5,364
	JAPAN	1,285.19	168,526	7,730,288	169,337
	MALAYSIA	14,910.64	152,883	7,012,743	174,415
	NETHERLANDS	791.48	892	40,916	894
	PEOPLE'S REPUBLIC OF CHINA	15,056.54	177,457	8,139,953	185,443
	REPUBLIC OF KOREA	79,875.77	3,755,053	172,244,281	3,960,293
	SINGAPORE	2,814.71	167,303	7,674,188	175,700
	TAIWAN (REP. OF CHINA)	323.17	5,357	245,726	5,509
	THAILAND	3,254.84	85,978	3,943,811	90,148
	TURKEY	61.36	1,173	53,806	1,206
	UK OF GREAT BRITAIN AND N. IRELAND	146.12	9,821	450,489	10,407
	UNITED STATES OF AMERICA	10,394.16	220,492	10,113,968	228,984
851430	Other furnaces and ovens, n.e.s.	376,832.38	5,381,808	246,863,533	5,847,547
	AUSTRALIA	5,023.49	13,697	628,282	15,121
	AUSTRIA	39.97	5,461	250,496	5,611
	BULGARIA	557.89	86,842	3,983,443	90,398
	CANADA	32.48	11,070	507,781	11,828
	GERMANY	11,947.92	193,794	8,889,331	205,854
	HONG KONG, CHINA	22,291.85	257,178	11,796,755	271,563
	INDIA	109.49	643	29,494	673
	ISRAEL	62.46	5,366	246,138	5,733
	ITALY	9,974.89	384,945	17,657,427	461,019
	JAPAN	38,572.98	967,008	44,356,656	1,079,322
	MALAYSIA	18,863.37	269,943	12,382,285	311,824
	MEXICO	13.18	595	27,293	635
	NETHERLANDS	26.37	160	7,339	164
	PEOPLE'S REPUBLIC OF CHINA	95,669.30	770,860	35,359,348	823,216
	POLAND	2,241.63	6,578	301,733	6,763
	REPUBLIC OF KOREA	25,111.73	626,914	28,756,545	658,766
	SINGAPORE	7,319.18	235,778	10,815,137	248,807
	SWITZERLAND	987.08	36,638	1,680,585	41,980
	TAIWAN (REP. OF CHINA)	99,925.09	508,941	23,345,124	529,744
	THAILAND	16,463.97	26,780	1,228,399	27,116
	UK OF GREAT BRITAIN AND N. IRELAND	3,087.79	24,850	1,139,869	27,961
	UNITED STATES OF AMERICA	18,126.17	947,099	43,443,432	1,022,708
	VIETNAM	384.10	668	30,641	741
851440	Other induction or dielectric heating equipment	109,725.64	1,398,649	64,156,029	1,506,529
	AUSTRALIA	474.85	29,960	1,374,265	30,009
	DEMOCRATIC PEOPLE'S REP. OF KOREA	4.42	146	6,697	150
	GERMANY	555.48	76,065	3,489,102	80,389
	HONG KONG, CHINA	177.65	340	15,596	363
	INDIA	11,855.61	168,882	7,746,617	173,413
	INDONESIA	3.48	1,967	90,226	2,047
	ITALY	494.28	31,747	1,456,235	34,128
	JAPAN	759.57	19,849	910,474	21,111
	MALAYSIA	3,991.30	85,920	3,941,150	94,338
	PEOPLE'S REPUBLIC OF CHINA	69,450.40	537,628	24,660,996	609,468
	REPUBLIC OF KOREA	126.31	2,311	106,006	2,430
	SINGAPORE	2,244.16	54,221	2,487,117	60,153
	TAIWAN (REP. OF CHINA)	272.02	3,844	176,324	4,001
	THAILAND	709.51	20,620	945,839	21,202
	UK OF GREAT BRITAIN AND N. IRELAND	6,093.81	142,349	6,529,549	145,523
	UNITED ARAB EMIRATES, N.E.S.	6,005.97	31,427	1,441,556	32,995
	UNITED STATES OF AMERICA	6,506.82	191,373	8,778,280	194,809
851490	Parts of induction or dielectric heating equipment (e.g. furnaces and ovens)	426,066.03	16,100,865	738,546,677	16,671,481
	AUSTRALIA	12,700.60	139,380	6,393,360	145,509
	AUSTRIA	35.95	5,526	253,478	5,988
	BELGIUM	4.17	363	16,651	411
	CANADA	5.43	3,176	145,683	3,353
	FRANCE	60,990.67	421,886	19,351,911	447,842
	GERMANY	264.54	43,613	2,000,529	45,122

TABLE 8 - Continued

PSCC CODE	COMMODITY AND COUNTRY OF ORIGIN	GROSS WEIGHT (GK)	FOB VALUE		CIF DOLLARS
			DOLLARS	PESOS	
	HONG KONG, CHINA	32,202.74	144,478	6,627,206	151,118
	ISRAEL	0.01	76	3,486	81
	ITALY	82.95	12,551	575,714	12,928
	JAPAN	166,467.36	2,446,225	112,208,340	2,703,430
	MALAYSIA	1,274.77	43,254	1,984,061	45,430
	MEXICO	125.07	1,657	76,007	1,704
	NETHERLANDS	95.64	5,333	244,625	6,818
	PEOPLE'S REPUBLIC OF CHINA	68,324.30	499,955	22,932,936	530,308
	REPUBLIC OF KOREA	2,983.09	503,879	23,112,930	546,810
	SINGAPORE	765.53	121,614	5,578,434	127,050
	SWEDEN	2.55	1,906	87,428	1,959
	SWITZERLAND	46.05	14,695	674,060	15,757
	TAIWAN (REP. OF CHINA)	23,732.73	184,284	8,453,106	192,558
	THAILAND	12,408.40	136,428	6,257,952	142,015
	TURKEY	12.73	245	11,238	252
	UK OF GREAT BRITAIN AND N. IRELAND	612.14	28,911	1,326,147	29,633
	UNITED STATES OF AMERICA	42,928.61	11,341,430	520,231,395	11,515,405
8515	Electric (including electrically heated gas), laser or other light or photon beam, ultrasonic, electron beam, magnetic pulse or plasma arc soldering, brazing or welding machines and apparatus, whether or not capable of cutting; electric machines and apparatus for hot spraying of metals or cermets.	4,307,131.46	39,339,393	1,804,497,961	41,163,458
851511	Soldering irons and guns	155,477.94	1,353,256	62,073,853	1,424,557
	AUSTRALIA	9,986.94	17,361	796,349	18,788
	BELGIUM	9.08	403	18,486	414
	BRAZIL	624.33	436	19,999	463
	GERMANY	2,585.61	1,839	84,355	1,931
	HONG KONG, CHINA	287.97	1,963	90,043	2,094
	INDIA	0.38	40	1,835	96
	ITALY	73.90	606	27,797	608
	JAPAN	35,489.49	812,704	37,278,732	856,199
	MALAYSIA	158.79	1,417	64,998	1,621
	NETHERLANDS	7.67	7,742	355,126	8,194
	PEOPLE'S REPUBLIC OF CHINA	43,642.25	338,843	15,542,728	351,609
	REPUBLIC OF KOREA	237.14	8,006	367,236	8,678
	SINGAPORE	6,265.56	67,251	3,084,803	70,626
	SPAIN	36.97	525	24,082	707
	SWEDEN	0.84	27	1,238	31
	TAIWAN (REP. OF CHINA)	1,648.02	13,597	623,694	14,370
	THAILAND	239.67	495	22,706	539
	UK OF GREAT BRITAIN AND N. IRELAND	600.77	13,393	614,337	14,500
	UNITED ARAB EMIRATES, N.E.S.	5.83	233	10,688	242
	UNITED STATES OF AMERICA	53,576.73	66,375	3,044,621	72,847
851519	Other brazing or soldering machines and apparatus	235,064.27	5,227,346	239,778,359	5,535,745
	AUSTRALIA	17.10	1,498	68,713	1,629
	AUSTRIA	130.50	2,402	110,180	3,343
	CANADA	28.71	1,305	59,860	1,501
	DENMARK	22.29	2,122	97,336	2,201
	FINLAND	5,815.05	224,806	10,311,851	257,122
	GERMANY	2,406.41	190,712	8,747,959	216,083
	HONG KONG, CHINA	15,722.11	516,219	23,678,965	561,080
	INDONESIA	651.61	699	32,063	752
	ITALY	57.12	7,310	335,310	7,360
	JAPAN	62,742.87	734,244	33,679,772	782,325
	MALAYSIA	436.38	16,158	741,167	16,158
	PEOPLE'S REPUBLIC OF CHINA	37,615.54	383,609	17,596,145	411,927
	REPUBLIC OF KOREA	69,475.44	609,995	27,980,471	647,620
	SINGAPORE	6,980.89	227,919	10,454,645	234,415
	SPAIN	19.88	1,815	83,254	1,978
	TAIWAN (REP. OF CHINA)	4,973.35	34,236	1,570,405	36,079
	THAILAND	301.35	27,489	1,260,920	30,359
	UK OF GREAT BRITAIN AND N. IRELAND	1,318.87	43,394	1,990,483	45,472
	UNITED STATES OF AMERICA	26,320.12	2,199,532	100,892,533	2,276,353
	VIETNAM	28.68	1,882	86,327	1,988
851521	Machines and apparatus for resistance welding of metal, fully or partly automatic	117,055.73	3,384,239	155,235,044	3,521,353
	AUSTRALIA	76.50	765	35,091	787

TABLE 8 - Continued

PSCC CODE	COMMODITY AND COUNTRY OF ORIGIN	GROSS WEIGHT (GK)	FOB VALUE		CIF DOLLARS
			DOLLARS	PESOS	
	AUSTRIA	249.54	4,574	209,809	5,963
	HONG KONG, CHINA	150.43	576	26,421	592
	INDONESIA	25,679.85	1,327,761	60,904,397	1,365,213
	JAPAN	56,919.35	1,148,176	52,666,833	1,188,097
	PEOPLE'S REPUBLIC OF CHINA	11,674.30	146,072	6,700,323	161,342
	REPUBLIC OF KOREA	87.81	9,216	422,738	9,593
	SINGAPORE	325.71	45,966	2,108,460	52,078
	SWITZERLAND	4,498.51	419,166	19,227,144	446,227
	TAIWAN (REP. OF CHINA)	3,466.74	31,726	1,455,272	32,180
	THAILAND	2,420.33	13,710	628,878	14,271
	UK OF GREAT BRITAIN AND N. IRELAND	77.44	2,465	113,070	3,146
	UNITED ARAB EMIRATES, N.E.S.	850.47	12,587	577,366	12,932
	UNITED STATES OF AMERICA	10,578.75	221,479	10,159,242	228,932
851529	Other machines and apparatus for resistance welding of metal	607,183.10	1,621,180	74,363,527	1,694,048
	AUSTRALIA	1,646.44	17,438	799,881	17,791
	DEMOCRATIC PEOPLE'S REP. OF KOREA	6,368.65	11,352	520,716	11,672
	FINLAND	455.82	3,716	170,453	3,725
	GERMANY	8,260.92	181,874	8,342,560	182,574
	GREECE	16,445.08	317,193	14,549,643	328,289
	HONG KONG, CHINA	35,595.46	89,869	4,122,291	96,110
	ITALY	382.84	1,394	63,942	1,444
	JAPAN	249,299.63	320,529	14,702,665	334,845
	MALAYSIA	11,166.86	41,756	1,915,348	43,848
	PEOPLE'S REPUBLIC OF CHINA	249,695.70	451,973	20,732,002	478,558
	REPUBLIC OF KOREA	5,830.11	40,652	1,864,707	43,677
	SINGAPORE	14,488.87	24,906	1,142,439	26,654
	TAIWAN (REP. OF CHINA)	5,356.55	29,312	1,344,541	30,793
	UNITED ARAB EMIRATES, N.E.S.	1,869.48	1,826	83,759	1,834
	UNITED STATES OF AMERICA	320.69	87,390	4,008,580	92,234
851531	Machines and apparatus for arc (including plasma arc) welding of metals, fully or partly automatic	1,019,804.75	1,596,106	73,213,383	1,642,660
	FRANCE	138.63	25,222	1,156,933	25,896
	INDONESIA	17,493.78	29,786	1,366,284	31,006
	JAPAN	1,168.88	71,988	3,302,090	81,897
	MALAYSIA	2,750.74	11,876	544,752	12,211
	NEW ZEALAND	519.32	1,241	56,925	1,318
	PEOPLE'S REPUBLIC OF CHINA	949,368.79	850,391	39,007,435	870,663
	POLAND	66.63	2,845	130,500	3,040
	SINGAPORE	25,803.24	107,229	4,918,594	111,039
	SWEDEN	354.61	3,140	144,032	3,715
	TAIWAN (REP. OF CHINA)	7,049.30	143,213	6,569,180	144,970
	THAILAND	12,589.07	185,611	8,513,977	189,266
	UNITED STATES OF AMERICA	2,468.06	163,173	7,484,746	167,223
	VIETNAM	33.70	391	17,935	416
851539	Other machines and apparatus for arc (including plasma arc) welding of metals	1,284,149.87	3,223,052	147,841,394	3,373,316
	AUSTRALIA	20,041.31	27,064	1,241,425	28,686
	BRAZIL	1,167.51	816	37,430	859
	DENMARK	24.54	2,533	116,189	2,540
	GERMANY	1,229.42	37,181	1,705,492	38,635
	HONG KONG, CHINA	18,307.15	130,643	5,992,594	137,731
	INDONESIA	417.38	6,678	306,320	7,044
	ITALY	8,493.65	16,394	751,992	16,843
	JAPAN	156,467.70	421,045	19,313,335	444,440
	MALAYSIA	13,179.55	63,733	2,923,433	65,012
	NETHERLANDS	34.86	478	21,926	516
	PEOPLE'S REPUBLIC OF CHINA	919,079.00	1,520,118	69,727,812	1,580,744
	POLAND	1,824.98	89,254	4,094,081	95,433
	REPUBLIC OF KOREA	14,452.55	340,267	15,608,048	363,778
	SINGAPORE	21,475.67	89,519	4,106,236	92,787
	SPAIN	112.31	2,836	130,087	2,853
	TAIWAN (REP. OF CHINA)	42,090.34	42,712	1,959,200	43,505
	THAILAND	34,302.90	119,528	5,482,749	123,477
	UNITED ARAB EMIRATES, N.E.S.	8,521.70	33,240	1,524,719	33,274
	UNITED STATES OF AMERICA	22,927.35	279,013	12,798,326	295,159
851580	Other machines and apparatus, for welding, n.e.s.	270,040.33	17,664,268	810,259,972	18,366,065

TABLE 8 - Continued

PSCC CODE	COMMODITY AND COUNTRY OF ORIGIN	GROSS WEIGHT (GK)	FOB VALUE		CIF DOLLARS
			DOLLARS	PESOS	
	AUSTRALIA	441.12	5,579	255,909	5,710
	CANADA	5.00	2,185	100,226	2,335
	DENMARK	47.80	306,166	14,043,834	313,569
	GERMANY	24,140.54	744,835	34,165,581	768,264
	HONG KONG, CHINA	3,348.75	217,443	9,974,110	248,068
	ITALY	7,010.73	34,013	1,560,176	36,589
	JAPAN	35,154.14	11,849,210	543,523,262	12,300,213
	MACAU	184.34	751	34,448	782
	MALAYSIA	21,187.25	1,202,494	55,158,400	1,244,320
	NETHERLANDS	7.48	311	14,266	391
	PEOPLE'S REPUBLIC OF CHINA	122,895.20	389,723	17,876,594	406,372
	REPUBLIC OF KOREA	25,097.32	792,003	36,329,178	827,604
	SINGAPORE	5,925.74	1,499,552	68,784,451	1,562,036
	SWITZERLAND	142.75	18,046	827,770	19,858
	TAIWAN (REP. OF CHINA)	11,666.25	140,851	6,460,835	149,061
	UK OF GREAT BRITAIN AND N. IRELAND	5.83	290	13,302	310
	UNITED STATES OF AMERICA	12,780.09	460,816	21,137,630	480,583
851590	Parts of machines and apparatus, for welding	618,355.47	5,269,946	241,732,429	5,605,714
	AUSTRALIA	1,129.18	54,282	2,489,916	61,981
	AUSTRIA	1,016.74	5,584	256,138	5,671
	BELGIUM	28.21	8,811	404,161	9,017
	DENMARK	1.91	1,212	55,594	1,308
	FINLAND	164.47	1,897	87,015	1,951
	FRANCE	24,395.31	26,154	1,199,684	28,151
	GERMANY	1,515.84	178,047	8,167,017	191,942
	HONG KONG, CHINA	42,685.89	296,279	13,590,318	311,450
	INDIA	7,669.67	9,662	443,196	10,184
	INDONESIA	299.83	6,007	275,541	6,202
	IRAN, ISLAMIC REP. OF	0.39	4,223	193,709	4,396
	ISRAEL	96.77	26,164	1,200,143	27,741
	ITALY	433.20	101,963	4,677,044	106,512
	JAPAN	42,448.22	973,561	44,657,244	1,041,076
	MALAYSIA	14,636.60	206,401	9,467,614	216,198
	NETHERLANDS	9.01	8,566	392,923	8,892
	NORWAY	0.88	57	2,615	59
	PEOPLE'S REPUBLIC OF CHINA	180,559.34	711,685	32,644,991	756,505
	POLAND	66,432.22	303,160	13,905,949	316,860
	REPUBLIC OF KOREA	137,665.97	344,827	15,817,215	378,988
	SINGAPORE	4,921.04	307,692	14,113,832	336,514
	SPAIN	89.03	3,565	163,527	4,149
	SWITZERLAND	866.12	360,635	16,542,328	376,362
	TAIWAN (REP. OF CHINA)	53,362.65	292,726	13,427,342	304,131
	THAILAND	25,913.47	187,058	8,580,350	198,899
	TURKEY	1,234.53	319	14,633	332
	UK OF GREAT BRITAIN AND N. IRELAND	593.15	25,818	1,184,271	27,415
	UNITED STATES OF AMERICA	8,851.03	766,419	35,155,639	813,608
	VIETNAM	1,334.80	57,172	2,622,480	59,220
8516	Electric instantaneous or storage water heaters and immersion heaters; electric space heating apparatus and soil heating apparatus; electro-thermic hair-dressing apparatus (for example, hair dryers, hair curlers, curling tong heaters) and hand dryers; electric smoothing irons; other electro-thermic appliances of a kind used for domestic purposes; electric heating resistors, other than those of heading 85.45.	23,615,297.19	67,505,805	3,096,491,276	71,039,458
851610	Electric instantaneous or storage water heaters and immersion heaters	852,144.65	7,347,867	337,046,659	7,610,885
	AUSTRALIA	548.28	35,689	1,637,055	36,700
	BELGIUM	3,616.41	10,376	475,947	10,801
	BRUNEI DARUSSALAM	237.83	233	10,688	242
	FRANCE	4.35	329	15,091	371
	GERMANY	4,047.98	114,506	5,252,390	122,216
	HONG KONG, CHINA	4,082.08	19,847	910,382	20,898
	HUNGARY	751.52	140,207	6,431,296	153,870
	ISRAEL	1.74	226	10,367	246
	ITALY	4,114.63	22,637	1,038,359	24,023
	JAPAN	1,107.56	59,406	2,724,953	65,443
	MALAYSIA	255,211.32	3,542,638	162,500,805	3,620,653
	NETHERLANDS	447.58	13,914	638,235	14,306
	NEW ZEALAND	2.69	2,588	118,712	2,819

TABLE 8 - *Continued*

PSCC CODE	COMMODITY AND COUNTRY OF ORIGIN	GROSS WEIGHT (GK)	FOB VALUE		CIF DOLLARS
			DOLLARS	PESOS	
	PEOPLE'S REPUBLIC OF CHINA	310,017.36	1,983,743	90,994,291	2,066,461
	REPUBLIC OF KOREA	1,867.87	20,862	956,940	27,363
	SINGAPORE	74,782.59	128,664	5,901,817	135,198
	TAIWAN (REP. OF CHINA)	707.52	14,905	683,693	15,288
	THAILAND	87,169.99	706,423	32,403,623	735,316
	TURKEY	73.11	1,330	61,007	1,368
	UK OF GREAT BRITAIN AND N. IRELAND	2,188.82	117,692	5,398,532	123,186
	UNITED STATES OF AMERICA	74,689.69	348,325	15,977,667	367,298
	VIETNAM	26,473.73	63,327	2,904,809	66,819
851621	Storage heating radiators	645.80	3,079	141,234	3,243
	JAPAN	1.76	42	1,927	45
	PEOPLE'S REPUBLIC OF CHINA	644.04	3,037	139,307	3,198
851629	Other electric space heating apparatus and electric soil heating apparatus	40,544.46	781,658	35,854,652	834,107
	ANDORRA	0.83	125	5,734	133
	AUSTRALIA	1,135.65	7,957	364,988	8,757
	DENMARK	37.01	1,362	62,475	1,400
	FINLAND	357.68	790	36,237	822
	GERMANY	128.82	7,340	336,686	7,963
	HONG KONG, CHINA	81.75	2,776	127,335	2,919
	HUNGARY	12.74	2,773	127,198	3,196
	INDIA	1,090.16	22,418	1,028,314	23,411
	ISRAEL	117.20	12,778	586,127	14,415
	ITALY	55.93	3,330	152,747	3,887
	JAPAN	3,453.34	106,351	4,878,320	113,551
	MALAYSIA	1,275.37	10,104	463,470	11,074
	NETHERLANDS	220.94	7,447	341,594	7,715
	NEW ZEALAND	93.45	524	24,036	562
	PEOPLE'S REPUBLIC OF CHINA	14,151.58	20,133	923,501	23,993
	REPUBLIC OF KOREA	2,897.22	152,326	6,987,194	158,484
	SINGAPORE	1,554.99	122,021	5,597,103	129,874
	SPAIN	0.83	44	2,018	95
	SWITZERLAND	0.30	35	1,605	41
	TAIWAN (REP. OF CHINA)	1,772.53	18,760	860,521	19,667
	THAILAND	10,672.81	200,498	9,196,843	213,660
	UK OF GREAT BRITAIN AND N. IRELAND	88.97	2,417	110,868	2,840
	UNITED STATES OF AMERICA	1,298.49	73,897	3,389,655	79,820
	VIETNAM	45.87	5,452	250,083	5,828
851631	Electro-thermic hair-dryers	190,123.74	687,288	31,525,902	725,423
	BELGIUM	707.37	223	10,229	408
	CANADA	0.84	41	1,881	43
	FRANCE	6.08	199	9,128	248
	GERMANY	7,689.64	72,534	3,327,135	77,724
	HONG KONG, CHINA	10,649.50	77,046	3,534,100	79,565
	ITALY	1,200.51	39,061	1,791,728	41,951
	JAPAN	53.19	1,848	84,768	1,981
	PEOPLE'S REPUBLIC OF CHINA	155,644.68	418,478	19,195,586	442,747
	REPUBLIC OF KOREA	3,266.31	6,932	317,971	7,094
	SINGAPORE	4,896.92	11,534	529,065	12,174
	TAIWAN (REP. OF CHINA)	3,372.24	16,232	744,562	17,030
	THAILAND	2,624.58	42,985	1,971,722	44,271
	UK OF GREAT BRITAIN AND N. IRELAND	11.88	175	8,027	187
851632	Electro-thermic hair-dressing apparatus	254,542.49	581,905	26,691,981	614,086
	FRANCE	0.88	30	1,376	38
	GERMANY	2,085.40	57,730	2,648,075	61,747
	HONG KONG, CHINA	8,025.19	46,959	2,154,009	48,728
	ITALY	20.00	694	31,834	741
	JAPAN	138.11	5,583	256,093	6,497
	PEOPLE'S REPUBLIC OF CHINA	158,723.46	374,729	17,188,819	393,868
	REPUBLIC OF KOREA	467.01	21,145	969,921	22,348
	SINGAPORE	100.46	9,997	458,562	10,139
	TAIWAN (REP. OF CHINA)	83,685.53	44,762	2,053,233	47,207
	THAILAND	912.90	14,768	677,408	15,253
	UNITED STATES OF AMERICA	383.55	5,508	252,651	7,520
851633	Electro-thermic hand-drying apparatus	76,915.77	765,399	35,108,852	800,075

TABLE 8 - Continued

PSCC CODE	COMMODITY AND COUNTRY OF ORIGIN	GROSS WEIGHT (GK)	FOB VALUE		CIF
			DOLLARS	PESOS	DOLLARS
	GERMANY	1,047.85	16,802	770,708	17,741
	HONG KONG, CHINA	3,786.43	44,632	2,047,270	45,862
	JAPAN	8,062.76	233,005	10,687,939	243,044
	MALAYSIA	1,329.58	5,545	254,349	5,702
	PEOPLE'S REPUBLIC OF CHINA	39,112.98	287,783	13,200,606	299,202
	SINGAPORE	71.89	1,547	70,961	1,551
	SPAIN	639.69	15,099	692,591	15,636
	SWITZERLAND	17.26	476	21,834	555
	TAIWAN (REP. OF CHINA)	19,091.66	73,309	3,362,684	76,047
	THAILAND	2,963.87	62,460	2,865,040	64,005
	UK OF GREAT BRITAIN AND N. IRELAND	131.14	4,809	220,589	5,458
	UNITED STATES OF AMERICA	660.66	19,932	914,281	25,272
851640	Electric smoothing irons	1,598,986.16	3,549,937	162,835,609	3,704,142
	AUSTRALIA	3,029.73	2,176	99,813	2,615
	FRANCE	452.01	3,417	156,738	3,877
	GERMANY	3,667.20	21,938	1,006,296	24,185
	HONG KONG, CHINA	28,943.01	242,058	11,103,200	257,407
	INDONESIA	102,623.80	243,163	11,153,887	255,194
	JAPAN	2.66	3,405	156,187	3,631
	MALAYSIA	958.28	8,375	384,161	8,624
	PEOPLE'S REPUBLIC OF CHINA	1,404,363.95	2,451,551	112,452,644	2,545,338
	REPUBLIC OF KOREA	845.80	11,757	539,293	12,264
	SINGAPORE	29,623.51	460,555	21,125,658	479,350
	TAIWAN (REP. OF CHINA)	21,196.28	60,614	2,780,364	66,635
	UNITED ARAB EMIRATES, N.E.S.	2,620.79	19,007	871,851	20,247
	UNITED STATES OF AMERICA	659.14	21,921	1,005,517	24,775
851650	Microwave ovens	2,170,034.50	5,446,613	249,836,138	5,717,128
	AUSTRALIA	540.19	740	33,944	785
	HONG KONG, CHINA	451.24	5,168	237,056	5,569
	ITALY	9,820.44	72,362	3,319,245	75,605
	JAPAN	4,615.44	91,580	4,200,775	95,331
	MALAYSIA	166,998.39	596,686	27,369,987	681,500
	NETHERLANDS	14.14	311	14,266	332
	PEOPLE'S REPUBLIC OF CHINA	1,958,670.03	4,363,105	200,135,626	4,526,859
	REPUBLIC OF KOREA	628.99	2,127	97,565	2,451
	SINGAPORE	6.95	284	13,027	301
	SPAIN	175.22	1,476	67,704	1,580
	TAIWAN (REP. OF CHINA)	27.70	277	12,706	327
	THAILAND	24,295.77	267,997	12,293,022	276,849
	UK OF GREAT BRITAIN AND N. IRELAND	243.49	9,837	451,223	12,353
	UNITED STATES OF AMERICA	3,546.51	34,663	1,589,992	37,286
851660	Other ovens; cookers, cooking plates, boiling rings, grillers and roasters	11,406,090.68	23,718,061	1,087,947,458	25,033,119
	AUSTRALIA	28,062.07	18,297	839,283	19,588
	BELGIUM	373.05	10,645	488,286	10,976
	CANADA	886.82	7,804	357,969	8,024
	FRANCE	5,630.20	27,582	1,265,186	29,865
	GERMANY	41,080.21	345,826	15,863,039	361,486
	HONG KONG, CHINA	105,583.99	261,217	11,982,024	276,769
	INDIA	6,942.76	47,849	2,194,834	49,460
	INDONESIA	50,161.51	35,499	1,628,339	36,240
	ITALY	369,601.45	2,808,051	128,805,299	2,907,757
	JAPAN	14,431.56	120,304	5,518,345	128,562
	MACAU	11.36	22	1,009	24
	MALAYSIA	7,674.61	38,534	1,767,554	40,785
	NETHERLANDS	119.41	6,950	318,797	7,695
	NEW ZEALAND	229.22	6,661	305,540	7,273
	PEOPLE'S REPUBLIC OF CHINA	10,437,275.79	16,957,698	777,849,608	17,937,268
	PERU	10,415.20	111,965	5,135,835	117,562
	POLAND	9,902.29	10,536	483,286	12,327
	REPUBLIC OF KOREA	21,191.25	139,150	6,382,811	142,813
	SINGAPORE	30,311.68	202,597	9,293,124	212,279
	SOUTH AFRICA, REP. OF	7,655.16	10,151	465,626	11,023
	SPAIN	5,943.07	40,521	1,858,698	43,439
	SWEDEN	1,162.29	7,885	361,685	8,451
	SWITZERLAND	37,012.22	74,807	3,431,397	80,124
	TAIWAN (REP. OF CHINA)	19,517.24	93,193	4,274,762	98,302

TABLE 8 - *Continued*

PSCC CODE	COMMODITY AND COUNTRY OF ORIGIN	GROSS WEIGHT (GK)	FOB VALUE		CIF
			DOLLARS	PESOS	DOLLARS
	THAILAND	160.12	5,726	262,652	6,516
	TURKEY	123,340.41	329,858	15,130,587	352,879
	UK OF GREAT BRITAIN AND N. IRELAND	737.26	16,457	754,883	16,837
	UNITED ARAB EMIRATES, N.E.S.	2,678.35	21,272	975,746	22,791
	UNITED STATES OF AMERICA	49,866.50	1,916,755	87,921,552	2,040,461
	VIETNAM	18,133.63	44,249	2,029,702	45,543
851671	Electric coffee/tea makers, domestic	418,900.81	3,105,478	142,448,277	3,293,131
	AUSTRALIA	2,470.42	21,999	1,009,094	22,994
	BELGIUM	2,475.68	86,411	3,963,673	88,824
	FRANCE	25.51	1,227	56,282	1,262
	GERMANY	6,083.05	42,819	1,964,108	45,814
	HONG KONG, CHINA	23,723.89	404,148	18,538,269	431,151
	ITALY	32,521.91	758,694	34,801,294	818,580
	JAPAN	298.80	4,033	184,994	4,539
	NETHERLANDS	495.00	12,080	554,110	15,474
	PEOPLE'S REPUBLIC OF CHINA	308,961.92	1,299,441	59,605,359	1,356,823
	REPUBLIC OF KOREA	324.97	7,252	332,649	7,541
	SINGAPORE	21,636.12	173,291	7,948,858	180,978
	SPAIN	571.29	14,078	645,758	14,638
	SWITZERLAND	3,691.09	127,524	5,849,526	135,699
	TAIWAN (REP. OF CHINA)	13,282.78	25,983	1,191,840	28,429
	THAILAND	29.62	1,168	53,576	1,201
	UK OF GREAT BRITAIN AND N. IRELAND	354.43	5,221	239,487	5,446
	UNITED STATES OF AMERICA	1,954.33	120,109	5,509,400	133,738
851672	Electric toasters, domestic	422,191.56	940,512	43,141,287	989,623
	AUSTRALIA	13,442.58	6,248	286,596	7,517
	FRANCE	0.87	40	1,835	50
	GERMANY	3,006.26	7,711	353,704	8,372
	HONG KONG, CHINA	52.52	1,229	56,374	1,343
	ITALY	885.53	2,497	114,537	2,605
	PEOPLE'S REPUBLIC OF CHINA	398,179.28	854,079	39,176,604	897,325
	REPUBLIC OF KOREA	0.85	150	6,881	176
	SINGAPORE	1,676.54	19,310	885,750	20,052
	THAILAND	2,536.13	27,085	1,242,389	28,194
	UK OF GREAT BRITAIN AND N. IRELAND	222.01	165	7,569	196
	UNITED ARAB EMIRATES, N.E.S.	2,000.05	15,883	728,553	17,016
	UNITED STATES OF AMERICA	188.94	6,115	280,495	6,777
851679	Other electro-thermic domestic appliances, n.e.s.	5,108,647.48	9,100,770	417,452,322	9,591,552
	AUSTRALIA	767,032.15	524,205	24,045,284	553,829
	BELGIUM	86.09	3,725	170,866	4,079
	FRANCE	2,518.33	32,597	1,495,224	35,602
	GERMANY	6,215.69	43,580	1,999,015	49,105
	HONG KONG, CHINA	70,856.49	68,014	3,119,803	71,708
	INDIA	74.82	1,305	59,860	2,215
	ITALY	21,676.56	114,358	5,245,602	120,409
	JAPAN	6,001.26	14,990	687,591	15,912
	MALAYSIA	6,930.73	12,830	588,512	13,912
	NETHERLANDS	649.51	13,711	628,923	13,734
	NEW ZEALAND	90,519.92	84,462	3,874,272	95,120
	PEOPLE'S REPUBLIC OF CHINA	3,460,751.99	6,792,606	311,576,838	7,115,271
	REPUBLIC OF KOREA	9,227.51	39,595	1,816,222	41,358
	SINGAPORE	36,872.86	530,963	24,355,273	552,272
	SPAIN	791.82	2,280	104,584	2,476
	SWEDEN	50.73	2,436	111,739	2,758
	SWITZERLAND	83.10	2,724	124,950	3,142
	TAIWAN (REP. OF CHINA)	24,491.82	90,605	4,156,051	94,065
	THAILAND	71.16	350	16,055	416
	UK OF GREAT BRITAIN AND N. IRELAND	1,020.57	8,984	412,096	9,681
	UNITED STATES OF AMERICA	602,724.37	716,450	32,863,562	794,488
851680	Electric heating resistors	250,081.57	1,446,581	66,354,667	1,538,190
	AUSTRALIA	252.20	10,899	499,937	11,231
	AUSTRIA	336.23	15,771	723,416	17,623
	BELGIUM	51.69	6,091	279,394	6,753
	CANADA	0.87	277	12,706	331
	CZECH REPUBLIC (CZECHOSLOVAKIA)	1.49	133	6,101	149
	DENMARK	13.95	1,612	73,942	1,728

TABLE 8 - Continued

PSCC CODE	COMMODITY AND COUNTRY OF ORIGIN	GROSS WEIGHT (GK)	FOB VALUE		CIF
			DOLLARS	PESOS	DOLLARS
	FINLAND	102.78	6,451	295,907	6,919
	FRANCE	633.48	47,292	2,169,284	50,594
	GERMANY	1,926.25	78,391	3,595,795	85,176
	HONG KONG, CHINA	7,336.06	32,391	1,485,775	34,149
	INDIA	36.42	1,753	80,410	1,919
	INDONESIA	1.70	1,602	73,484	1,710
	ITALY	326.97	17,372	796,853	18,329
	JAPAN	2,690.57	86,081	3,948,535	97,565
	MALAYSIA	5,454.52	13,158	603,558	14,272
	NETHERLANDS	363.85	47,572	2,182,128	49,858
	NEW ZEALAND	256.02	8,628	395,766	8,883
	PEOPLE'S REPUBLIC OF CHINA	160,528.35	438,953	20,134,774	459,100
	POLAND	414.67	18,879	865,980	22,090
	REPUBLIC OF KOREA	697.34	25,344	1,162,529	29,873
	SINGAPORE	31,456.68	147,700	6,774,999	156,470
	SPAIN	29.72	8,754	401,546	9,243
	SWEDEN	14.78	2,199	100,868	2,343
	SWITZERLAND	46.71	12,915	592,411	13,548
	TAIWAN (REP. OF CHINA)	20,254.16	28,273	1,296,882	29,930
	THAILAND	6.20	1,141	52,338	1,202
	TURKEY	198.90	4,474	205,222	4,800
	UK OF GREAT BRITAIN AND N. IRELAND	489.66	7,859	360,492	10,375
	UNITED STATES OF AMERICA	16,125.61	370,362	16,988,504	387,270
	VIETNAM	33.74	4,254	195,131	4,757
851690	Parts of electric instantaneous or storage water heaters and immersion heaters; electric space heating apparatus and soil heating apparatus, etc. of heading No. 85.16	825,447.52	10,030,657	460,106,238	10,584,754
	AUSTRALIA	2,538.40	19,857	910,841	20,965
	AUSTRIA	33.32	9,307	426,912	9,773
	BELGIUM	201.93	6,986	320,448	7,264
	BRAZIL	1,193.00	2,320	106,419	2,386
	BULGARIA	3.67	10,286	471,819	10,295
	CANADA	196.72	163,457	7,497,773	169,688
	DENMARK	59.56	6,210	284,852	6,830
	FINLAND	23.26	356	16,330	367
	FRANCE	35,066.26	532,159	24,410,134	555,532
	GERMANY	5,596.15	532,310	24,417,059	601,554
	HONG KONG, CHINA	6,164.59	388,482	17,819,669	406,716
	HUNGARY	19.54	2,429	111,418	2,866
	INDIA	1,694.21	11,924	546,954	12,419
	INDONESIA	155.58	624	28,623	666
	IRELAND	1.06	96	4,404	114
	ISRAEL	0.54	523	23,990	552
	ITALY	30,619.30	305,971	14,034,890	323,438
	JAPAN	27,542.95	601,227	27,578,283	655,031
	MALAYSIA	5,592.23	220,661	10,121,721	232,497
	MALTA	14.87	111,631	5,120,514	115,497
	MEXICO	93.58	10,608	486,589	10,916
	NETHERLANDS	9,077.23	1,956,211	89,731,398	2,030,925
	PEOPLE'S REPUBLIC OF CHINA	610,527.02	3,356,008	153,940,088	3,546,983
	REPUBLIC OF KOREA	13,334.95	539,437	24,743,975	556,746
	SINGAPORE	5,383.93	206,489	9,471,650	217,059
	SPAIN	326.56	36,446	1,671,778	37,665
	SWITZERLAND	158.36	2,053	94,171	2,169
	TAIWAN (REP. OF CHINA)	13,057.77	55,419	2,542,070	58,474
	THAILAND	6,371.50	124,433	5,707,742	132,383
	TURKEY	60.13	269	12,339	294
	UK OF GREAT BRITAIN AND N. IRELAND	517.01	73,043	3,350,482	77,676
	UNITED STATES OF AMERICA	49,391.77	742,024	34,036,639	777,602
	VIETNAM	430.57	1,401	64,264	1,412
8517	Electrical apparatus for line telephony or line telegraphy, including line telephone sets with cordless handsets and telecommunication apparatus for carrier-current line systems or for digital line systems; videophones.	7,260,097.17	552,592,172	25,347,402,933	576,492,254
851711	Line telephone sets with cordless handsets	36,589.61	1,313,039	60,229,100	1,367,259
	AUSTRALIA	15.42	550	25,229	566
	HONG KONG, CHINA	11,781.40	678,032	31,101,328	699,931
	INDONESIA	0.85	517	23,715	552
	MALAYSIA	9,241.83	134,555	6,172,038	139,204

TABLE 8 - Continued

PSC CODE	COMMODITY AND COUNTRY OF ORIGIN	GROSS WEIGHT (GK)	FOB VALUE		CIF DOLLARS
			DOLLARS	PESOS	
	MEXICO	0.79	356	16,330	368
	NORWAY	15.93	177	8,119	182
	PEOPLE'S REPUBLIC OF CHINA	13,629.11	164,520	7,546,532	175,360
	SINGAPORE	222.57	182,703	8,380,587	189,258
	SPAIN	2.02	451	20,687	482
	TAIWAN (REP. OF CHINA)	7.16	179	8,211	186
	THAILAND	1,009.65	82,014	3,761,982	84,658
	UK OF GREAT BRITAIN AND N. IRELAND	310.53	50,041	2,295,381	53,281
	UNITED ARAB EMIRATES, N.E.S.	206.09	5,141	235,818	8,908
	UNITED STATES OF AMERICA	145.37	12,636	579,613	13,123
	VIETNAM	0.89	1,167	53,530	1,200
851719	Other telephone sets; videophones	1,065,135.07	55,530,031	2,547,162,521	57,312,608
	AUSTRALIA	87.94	10,779	494,433	11,120
	CHILE	6.66	2,501	114,721	2,704
	CZECH REPUBLIC (CZECHOSLOVAKIA)	163.06	25,927	1,189,272	26,657
	DENMARK	53.46	1,570	72,016	1,649
	FINLAND	44.70	24,659	1,131,108	26,168
	FRANCE	316.19	122,214	5,605,956	125,691
	GERMANY	1,311.86	98,761	4,530,167	106,043
	HONG KONG, CHINA	561,241.13	39,081,317	1,792,660,011	40,227,819
	INDIA	1,777.87	703,929	32,289,224	749,636
	IRELAND	4,555.23	449,743	20,629,711	462,536
	ISRAEL	235.32	56,606	2,596,517	58,872
	ITALY	0.83	1,629	74,722	1,740
	JAPAN	1,892.07	89,948	4,125,915	92,793
	MALAYSIA	25,081.64	353,029	16,193,440	363,860
	NETHERLANDS	280.56	83,679	3,838,356	88,113
	PEOPLE'S REPUBLIC OF CHINA	347,462.59	5,177,751	237,503,438	5,365,053
	POLAND	66.57	31,164	1,429,492	32,519
	REPUBLIC OF KOREA	92.72	4,228	193,938	4,573
	SINGAPORE	13,239.64	6,073,997	278,614,242	6,287,252
	SPAIN	223.76	20,603	945,060	21,181
	SWEDEN	543.72	65,386	2,999,256	67,486
	TAIWAN (REP. OF CHINA)	327.07	10,153	465,718	10,462
	THAILAND	373.58	62,650	2,873,755	63,881
	UK OF GREAT BRITAIN AND N. IRELAND	755.41	573,861	26,323,004	591,200
	UNITED ARAB EMIRATES, N.E.S.	15,940.55	74,044	3,396,398	78,145
	UNITED STATES OF AMERICA	1,046.28	229,907	10,545,834	239,973
	VIETNAM	88,014.66	2,099,996	96,326,817	2,205,482
851721	Facsimile machines	37,274.38	476,497	21,856,918	493,354
	HONG KONG, CHINA	238.25	10,050	460,994	12,824
	JAPAN	990.03	29,437	1,350,275	33,668
	MALAYSIA	14,837.77	298,188	13,677,884	305,685
	PEOPLE'S REPUBLIC OF CHINA	2,350.07	33,739	1,547,608	35,277
	SINGAPORE	15,472.27	46,665	2,140,524	47,409
	TAIWAN (REP. OF CHINA)	72.90	27	1,238	32
	THAILAND	3,313.09	58,391	2,678,395	58,459
851722	Teleprinters	150,371.01	10,782,308	494,584,468	11,328,873
	AUSTRALIA	20.88	8,417	386,088	8,670
	BELGIUM	1,662.92	78,131	3,583,869	81,171
	CANADA	370.31	1,453	66,649	1,531
	CZECH REPUBLIC (CZECHOSLOVAKIA)	25.08	4,809	220,589	5,012
	FINLAND	85.71	3,693	169,398	4,078
	FRANCE	66.81	15,896	729,150	16,170
	GERMANY	139.30	16,213	743,690	17,086
	HONG KONG, CHINA	19,044.87	3,420,841	156,913,977	3,606,442
	INDIA	539.45	40,197	1,843,836	43,019
	ISRAEL	65.07	18,839	864,145	20,000
	ITALY	1.67	1,010	46,329	1,079
	JAPAN	150.60	75,661	3,470,570	78,028
	LATVIA (LATVIAN SOVIET SOCIALIST REP.)	515.06	53,929	2,473,723	57,469
	MALAYSIA	11.98	267,775	12,282,839	275,155
	MEXICO	2,483.72	274,153	12,575,398	285,432
	NETHERLANDS	387.11	50,503	2,316,573	51,899
	PEOPLE'S REPUBLIC OF CHINA	111,898.14	5,084,602	233,230,694	5,375,513
	REPUBLIC OF KOREA	20.35	3,359	154,077	3,403
	SINGAPORE	11,129.06	736,389	33,778,163	764,734
	SWITZERLAND	18.21	1,931	88,575	2,034

TABLE 8 - Continued

PSCC CODE	COMMODITY AND COUNTRY OF ORIGIN	GROSS WEIGHT (GK)	FOB VALUE		CIF
			DOLLARS	PESOS	DOLLARS
	TAIWAN (REP. OF CHINA)	276.66	65,152	2,988,522	66,734
	UK OF GREAT BRITAIN AND N. IRELAND	22.45	843	38,668	903
	UNITED ARAB EMIRATES, N.E.S.	7.04	1,241	56,925	1,276
	UNITED STATES OF AMERICA	1,428.56	557,271	25,562,021	562,035
851730	Telephonic or telegraphic switching apparatus	60,757.40	1,428,375	65,519,561	1,492,048
	BANGLADESH	5.79	89	4,082	92
	HONG KONG, CHINA	23,195.74	251,926	11,555,846	269,099
	INDIA	49.14	4,490	205,956	4,797
	INDONESIA	0.85	736	33,760	785
	JAPAN	213.76	897	41,145	1,031
	MALAYSIA	453.66	24,726	1,134,182	25,854
	PEOPLE'S REPUBLIC OF CHINA	3,201.23	165,091	7,572,724	177,511
	SINGAPORE	3,103.97	41,217	1,890,624	44,061
	TAIWAN (REP. OF CHINA)	11.69	1,252	57,429	1,331
	THAILAND	252.85	26,284	1,205,647	27,151
	UGANDA	27.92	37,471	1,718,795	37,506
	UNITED ARAB EMIRATES, N.E.S.	5.84	1,419	65,090	1,727
	UNITED STATES OF AMERICA	1,078.01	305,431	14,010,120	312,430
	VIETNAM	29,156.95	567,346	26,024,161	588,673
851750	Other apparatus, for carrier-current line systems or for digital line systems	1,308,491.85	100,982,178	4,632,052,505	104,936,208
	AUSTRIA	19.66	4,976	228,249	6,176
	BELGIUM	1,245.90	42,892	1,967,456	44,131
	CANADA	19.56	306	14,036	418
	COSTA RICA	2.13	1,010	46,329	1,038
	CZECH REPUBLIC (CZECHOSLOVAKIA)	45.70	10,052	461,085	10,489
	FRANCE	3,532.14	126,485	5,801,867	129,286
	GERMANY	61.33	5,746	263,569	5,874
	HONG KONG, CHINA	343,417.76	38,823,656	1,780,841,101	40,649,696
	HUNGARY	0.87	104	4,770	117
	INDONESIA	21.12	1,622	74,401	1,702
	ISRAEL	174.59	68,824	3,156,957	70,358
	ITALY	5.00	1,776	81,465	1,897
	JAPAN	3,919.23	140,853	6,460,927	145,773
	MALAYSIA	1,886.11	922,791	42,328,423	954,437
	MEXICO	932.41	575,597	26,402,634	601,572
	NETHERLANDS	474.26	1,050,694	48,195,334	1,052,586
	NEW ZEALAND	1.67	125	5,734	183
	PEOPLE'S REPUBLIC OF CHINA	664,960.40	40,274,233	1,847,379,069	41,705,908
	POLAND	38.95	29,659	1,360,458	31,559
	REPUBLIC OF KOREA	1,015.22	3,370	154,582	3,422
	SINGAPORE	11,713.04	808,341	37,078,602	830,134
	SLOVENIA	0.83	514	23,577	596
	SPAIN	291.50	130,288	5,976,311	139,201
	SWEDEN	12.77	7,764	356,134	7,980
	SWITZERLAND	42.57	17,149	786,625	18,294
	TAIWAN (REP. OF CHINA)	251,037.93	14,496,494	664,954,180	14,927,470
	THAILAND	7,391.64	746,459	34,240,074	776,802
	UK OF GREAT BRITAIN AND N. IRELAND	1,372.78	949,776	43,566,225	1,014,731
	UNITED STATES OF AMERICA	14,854.78	1,740,622	79,842,331	1,804,378
851780	Other electrical apparatus for line telephony or line telegraphy	265,207.16	39,433,118	1,808,797,123	41,074,379
	AUSTRALIA	7,487.77	78,499	3,600,749	88,836
	BELGIUM	2,001.57	285,692	13,104,692	301,500
	CANADA	468.90	33,476	1,535,544	33,773
	CZECH REPUBLIC (CZECHOSLOVAKIA)	27.85	5,411	248,203	5,705
	DENMARK	456.24	33,595	1,541,003	34,542
	FINLAND	140.93	22,390	1,027,029	24,033
	FRANCE	167.54	88,696	4,068,486	92,206
	GERMANY	381.03	60,955	2,796,005	63,313
	HONG KONG, CHINA	24,583.48	8,727,712	400,340,149	9,019,149
	INDIA	63.44	14,925	684,610	15,218
	INDONESIA	0.85	421	19,311	449
	IRELAND	1,805.85	1,216,202	55,787,186	1,263,392
	ISRAEL	1,460.63	743,506	34,104,620	752,512
	JAPAN	607.89	146,997	6,742,752	153,753
	MALAYSIA	7,729.50	5,394,678	247,453,880	5,593,450
	MEXICO	2,597.56	890,490	40,846,777	923,215
	NETHERLANDS	578.43	179,381	8,228,206	184,219

TABLE 8 - Continued

PSCC CODE	COMMODITY AND COUNTRY OF ORIGIN	GROSS WEIGHT (GK)	FOB VALUE		CIF
			DOLLARS	PESOS	DOLLARS
	NORWAY	8.24	2,435	111,693	2,564
	PEOPLE'S REPUBLIC OF CHINA	145,894.83	8,400,466	385,329,376	8,873,159
	POLAND	560.39	17,863	819,376	20,013
	PUERTO RICO	239.29	382,900	17,563,623	393,214
	REPUBLIC OF KOREA	760.87	103,288	4,737,821	107,803
	SINGAPORE	38,424.46	8,469,391	388,490,965	8,817,667
	SPAIN	31.73	896	41,100	1,409
	SWEDEN	14.70	44,216	2,028,188	44,250
	SWITZERLAND	10.16	798	36,604	823
	TAIWAN (REP. OF CHINA)	22,394.33	1,183,414	54,283,200	1,229,921
	THAILAND	551.98	30,933	1,418,897	32,201
	UK OF GREAT BRITAIN AND N. IRELAND	298.93	12,262	562,458	12,974
	UNITED ARAB EMIRATES, N.E.S.	56.09	643	29,494	669
	UNITED STATES OF AMERICA	4,219.49	2,284,181	104,775,383	2,386,476
	VIETNAM	1,182.21	576,406	26,439,743	601,971
851790	Parts of electrical apparatus for line telephony or line telegraphy, including line telephone sets with cordless handsets and telecommunication apparatus for carrier-current line systems	4,336,270.69	342,646,626	15,717,200,737	358,487,525
	AUSTRALIA	2,009.37	293,607	13,467,753	306,414
	AUSTRIA	826.59	75,535	3,464,790	84,631
	BAHRAIN	16.12	329	15,091	387
	BANGLADESH	58.47	284	13,027	536
	BELGIUM	2,708.15	438,447	20,111,564	456,481
	CANADA	944.59	2,879,057	132,062,345	2,960,861
	CHINESE TAIPEI	192.00	192	8,807	216
	CONGO, REP. OF	10.49	1,088	49,907	1,133
	COSTA RICA	64.66	15,486	710,343	16,946
	COTE D'IVOIRE (IVORY COAST)	139.22	6,091	279,394	6,581
	CYPRUS	42.93	438	20,091	659
	CZECH REPUBLIC (CZECHOSLOVAKIA)	80.42	23,787	1,091,110	25,120
	DENMARK	29.34	6,965	319,485	7,816
	EGYPT ARAB REPUBLIC	6.73	323	14,816	369
	FIJI	68.15	2,627	120,500	2,849
	FINLAND	129,592.57	43,542,440	1,997,291,723	45,017,118
	FRANCE	2,759.44	712,302	32,673,293	746,224
	GERMANY	16,817.08	3,295,334	151,156,971	3,445,473
	GHANA	0.83	1,429	65,548	1,527
	GREECE	4.18	668	30,641	754
	GUAM	3.13	36	1,651	38
	HONG KONG, CHINA	153,125.26	17,406,455	798,434,091	18,127,873
	HUNGARY	112.76	36,777	1,686,961	38,929
	INDIA	8,033.61	741,301	34,003,477	758,962
	INDONESIA	198.40	93,693	4,297,698	98,621
	IRELAND	187.87	8,545	391,959	8,760
	ISRAEL	37,542.18	21,385,562	980,955,730	22,305,343
	ITALY	16,020.50	666,013	30,550,016	727,843
	JAPAN	27,328.26	2,385,038	109,401,693	2,538,863
	JORDAN	72.74	8,689	398,564	10,659
	KENYA	104.44	2,959	135,729	3,596
	KUWAIT	143.39	1,434	65,778	1,746
	LATVIA (LATVIAN SOVIET SOCIALIST REP.)	5.55	663	30,412	943
	LEBANON	726.28	17,883	820,293	19,473
	MACAU	441.23	4,271	195,911	5,281
	MALAYSIA	13,072.19	3,874,981	177,745,379	4,032,534
	MEXICO	7,270.33	7,632,070	350,083,051	7,839,772
	MOROCCO	38.59	1,332	61,099	1,624
	NETHERLANDS	26,232.20	1,234,966	56,647,890	1,330,916
	NEW ZEALAND	194.98	31,242	1,433,071	31,864
	NIGERIA	703.84	21,220	973,361	22,251
	NORTHERN MARIANA ISLANDS	12.50	250	11,468	267
	NORWAY	6.36	41	1,881	44
	OMAN	11.15	296	13,578	376
	PAKISTAN, ISLAMIC REP. OF	684.23	18,173	833,596	21,371
	PAPUA NEW GUINEA	13.05	2,745	125,913	2,861
	PEOPLE'S REPUBLIC OF CHINA	3,276,895.43	138,135,716	6,336,285,293	144,356,164
	PERU	387.23	15,376	705,297	18,175
	POLAND	673.67	114,856	5,268,444	118,632
	PUERTO RICO	0.44	222	10,183	229
	QATAR	45.19	1,190	54,585	1,363
	REPUBLIC OF KOREA	24,246.74	1,739,867	79,807,699	2,001,586
	RUSSIAN FEDERATION	22.72	16,979	778,827	20,001

TABLE 8 - Continued

PSCC CODE	COMMODITY AND COUNTRY OF ORIGIN	GROSS WEIGHT (GK)	FOB VALUE		CIF DOLLARS
			DOLLARS	PESOS	
	SAUDI ARABIA	10.93	6,633	304,256	6,967
	SIERRA LEONE	29.83	1,259	57,750	1,376
	SINGAPORE	320,041.42	29,691,751	1,361,960,618	31,167,218
	SOLOMON ISLANDS (BRITISH)	19.55	340	15,596	363
	SPAIN	9,107.75	336,133	15,418,421	340,365
	SRI LANKA (CEYLON)	242.52	2,897	132,885	3,051
	SWEDEN	96,105.15	18,314,416	840,082,262	20,142,928
	SWITZERLAND	2,565.40	239,771	10,998,296	258,128
	TAIWAN (REP. OF CHINA)	67,029.02	3,725,427	170,885,337	3,871,100
	THAILAND	6,116.42	1,280,814	58,750,938	1,337,207
	TURKEY	36.00	526	24,128	550
	UK OF GREAT BRITAIN AND N. IRELAND	6,077.87	3,124,849	143,336,823	3,368,442
	UNITED ARAB EMIRATES, N.E.S.	1,473.54	133,981	6,145,708	152,549
	UNITED STATES OF AMERICA	63,673.58	38,509,565	1,766,433,747	39,913,544
	VIETNAM	12,813.94	380,994	17,476,195	394,682
8518	Microphones and stands therefor; loudspeakers, whether or not mounted in their enclosures; headphones and earphones, whether or not combined with a microphone, and sets consisting of a microphone and one or more loudspeakers; audio-frequency electric amplifiers; electric sound amplifier sets.	23,750,276.41	62,475,942	2,865,771,452	65,902,454
851810	Microphones and stands therefor	1,197,953.07	3,091,913	141,826,049	3,235,707
	AUSTRALIA	29.94	2,708	124,216	2,849
	BELGIUM	258.38	29,415	1,349,266	31,772
	CANADA	1,390.15	1,272	58,347	1,310
	DENMARK	73.44	24,611	1,128,906	25,982
	FRANCE	532.79	6,703	307,467	7,240
	GERMANY	1,011.68	24,458	1,121,888	26,676
	HONG KONG, CHINA	65,319.23	252,770	11,594,561	265,304
	INDONESIA	890.81	22,004	1,009,323	22,501
	ISRAEL	0.31	37	1,697	44
	ITALY	347.03	6,015	275,908	6,358
	JAPAN	2,062.42	121,111	5,555,362	127,200
	MALAYSIA	74.40	4,348	199,443	4,498
	MEXICO	0.74	451	20,687	465
	MOROCCO	0.83	24	1,101	26
	NETHERLANDS	2.96	618	28,348	661
	NORWAY	4.17	222	10,183	292
	PEOPLE'S REPUBLIC OF CHINA	1,058,527.15	1,445,892	66,323,066	1,521,097
	POLAND	2.50	5,915	271,321	6,157
	REPUBLIC OF KOREA	26,121.52	207,207	9,504,585	216,160
	SINGAPORE	14,740.27	611,058	28,029,230	631,204
	SWITZERLAND	0.73	492	22,568	584
	TAIWAN (REP. OF CHINA)	2,516.40	36,615	1,679,530	38,020
	THAILAND	30.93	910	41,742	941
	UK OF GREAT BRITAIN AND N. IRELAND	204.71	21,535	987,811	22,594
	UNITED STATES OF AMERICA	7,061.35	96,313	4,417,877	100,613
	VIETNAM	16,748.23	169,209	7,761,616	175,159
851821	Single loudspeakers, mounted in their enclosures	3,946,128.51	8,157,171	374,169,437	8,600,246
	AUSTRALIA	508.62	508	23,302	567
	CANADA	1,979.97	6,673	306,091	7,433
	DENMARK	720.47	1,294	59,356	1,506
	FINLAND	43.40	6,435	295,173	6,619
	FRANCE	7,915.37	21,726	996,572	22,575
	GERMANY	4,115.03	59,465	2,727,660	61,410
	HONG KONG, CHINA	140,943.59	328,098	15,049,855	341,386
	INDIA	27.02	196	8,991	212
	INDONESIA	13,491.30	138,000	6,330,060	141,777
	ITALY	20,138.40	68,876	3,159,342	73,204
	JAPAN	135,295.40	1,835,108	84,176,404	1,891,439
	MALAYSIA	8,114.86	240,030	11,010,176	267,057
	PEOPLE'S REPUBLIC OF CHINA	3,450,352.00	4,219,265	193,537,686	4,493,667
	REPUBLIC OF KOREA	940.47	14,300	655,941	15,193
	SINGAPORE	106,299.02	347,684	15,948,265	366,075
	SPAIN	3,032.76	6,986	320,448	7,183
	SWEDEN	313.56	5,034	230,910	5,152
	SWITZERLAND	149.91	6,706	307,604	7,165
	TAIWAN (REP. OF CHINA)	7,770.31	16,009	734,333	16,410
	THAILAND	19,371.93	59,534	2,730,825	62,539
	UK OF GREAT BRITAIN AND N. IRELAND	1,305.34	16,396	752,085	19,197

TABLE 8 - Continued

PSCC CODE	COMMODITY AND COUNTRY OF ORIGIN	GROSS WEIGHT (GK)	FOB VALUE		CIF DOLLARS
			DOLLARS	PESOS	
	UNITED ARAB EMIRATES, N.E.S.	73.60	1,832	84,034	1,968
	UNITED STATES OF AMERICA	23,226.18	757,016	34,724,324	790,512
851822	Multiple loudspeakers, mounted in the same enclosure	5,891,741.34	12,070,808	553,687,962	12,758,187
	AUSTRALIA	869.25	1,236	56,695	1,538
	AUSTRIA	17.54	821	37,659	853
	CANADA	1,712.89	14,995	687,821	16,404
	CZECH REPUBLIC (CZECHOSLOVAKIA)	292.82	1,071	49,127	1,102
	DENMARK	1,256.45	4,325	198,388	4,725
	FRANCE	5,007.62	252,745	11,593,413	260,254
	GERMANY	10,959.06	107,066	4,911,117	112,960
	HONG KONG, CHINA	92,903.02	129,991	5,962,687	139,168
	INDONESIA	18,850.88	173,069	7,938,675	178,993
	ITALY	2,671.96	28,323	1,299,176	31,383
	JAPAN	8,286.87	50,001	2,293,546	61,770
	LITHUANIA	134.10	2,362	108,345	3,143
	MALAYSIA	205,870.61	1,724,576	79,106,301	1,783,251
	MEXICO	373.99	1,814	83,208	1,957
	PEOPLE'S REPUBLIC OF CHINA	5,438,026.67	7,613,684	349,239,685	8,100,769
	SINGAPORE	32,457.01	448,012	20,550,310	473,702
	SOUTH AFRICA, REP. OF	471.70	3,810	174,765	3,816
	TAIWAN (REP. OF CHINA)	886.60	408	18,715	485
	THAILAND	2,926.21	27,507	1,261,746	31,058
	UK OF GREAT BRITAIN AND N. IRELAND	3,425.03	70,944	3,254,201	75,075
	UNITED STATES OF AMERICA	46,753.49	1,400,524	64,242,036	1,460,119
	VIETNAM	17,587.57	13,524	620,346	15,662
851829	Other loudspeakers, whether or not mounted in their enclosures	7,174,009.40	10,506,883	481,950,723	11,142,159
	AUSTRALIA	5,419.37	16,945	777,267	17,571
	AUSTRIA	772.88	24,003	1,101,018	25,494
	CANADA	12,870.27	46,538	2,134,698	47,885
	FRANCE	179.53	5,911	271,138	6,316
	GERMANY	3,341.95	7,594	348,337	7,766
	HONG KONG, CHINA	275,949.74	581,116	26,655,791	607,305
	INDIA	171.44	2,801	128,482	3,118
	INDONESIA	19,027.84	137,721	6,317,262	139,826
	ITALY	6,959.38	34,800	1,596,276	35,230
	JAPAN	50,094.95	406,624	18,651,843	427,012
	MALAYSIA	91,553.10	484,077	22,204,612	498,849
	NETHERLANDS	15.62	938	43,026	1,040
	NEW ZEALAND	240.27	212	9,724	226
	PEOPLE'S REPUBLIC OF CHINA	6,433,644.90	7,603,781	348,785,435	8,122,146
	REPUBLIC OF KOREA	43,286.68	275,243	12,625,396	286,146
	SINGAPORE	127,887.12	206,809	9,486,329	218,624
	SOUTH AFRICA, REP. OF	124.28	744	34,127	793
	SPAIN	6,273.28	13,484	618,511	13,532
	SWEDEN	53.42	3,611	165,637	3,914
	SWITZERLAND	1.48	78	3,578	81
	TAIWAN (REP. OF CHINA)	1,566.58	15,535	712,590	16,938
	THAILAND	40,950.87	78,329	3,592,951	81,724
	UK OF GREAT BRITAIN AND N. IRELAND	3,199.25	38,447	1,763,564	40,604
	UNITED STATES OF AMERICA	29,575.44	464,698	21,315,697	480,243
	VIETNAM	20,849.76	56,844	2,607,434	59,776
851830	Headphones, earphones and combined microphone/speaker sets	806,685.53	5,171,317	237,208,305	5,404,442
	AUSTRALIA	617.18	1,484	68,072	1,636
	AUSTRIA	159.73	6,237	286,091	6,459
	DENMARK	8.39	5,719	262,331	5,958
	FINLAND	17.08	339	15,550	359
	GERMANY	50.21	2,399	110,042	2,737
	GREECE	752.89	13,358	612,731	14,272
	HONG KONG, CHINA	156,360.83	1,607,728	73,746,483	1,672,374
	INDIA	379.05	57,372	2,631,654	58,640
	INDONESIA	1,214.94	17,198	788,872	17,992
	IRELAND	17.71	1,671	76,649	1,851
	ITALY	31.52	10,949	502,230	11,802
	JAPAN	13,503.36	75,207	3,449,745	79,214
	MALAYSIA	1,791.65	190,656	8,745,390	196,093
	MEXICO	13.89	3,248	148,986	3,494
	NETHERLANDS	120.95	915	41,971	993

TABLE 8 - *Continued*

PSCC CODE	COMMODITY AND COUNTRY OF ORIGIN	GROSS WEIGHT (GK)	FOB VALUE		CIF DOLLARS
			DOLLARS	PESOS	
	NETHERLANDS ANTILLES	9.18	168	7,706	179
	NEW ZEALAND	2,504.28	12,104	555,210	13,384
	PEOPLE'S REPUBLIC OF CHINA	554,391.96	1,545,306	70,883,186	1,637,328
	REPUBLIC OF KOREA	920.20	43,616	2,000,665	45,943
	RUSSIAN FEDERATION	0.83	143	6,559	206
	SINGAPORE	30,459.11	343,448	15,753,959	361,310
	SWEDEN	8.73	647	29,678	678
	SWITZERLAND	138.26	8,451	387,647	9,458
	TAIWAN (REP. OF CHINA)	3,712.50	30,561	1,401,833	31,416
	THAILAND	7,605.11	470,334	21,574,220	485,718
	TURKEY	152.20	947	43,439	1,089
	UK OF GREAT BRITAIN AND N. IRELAND	363.23	16,574	760,249	17,490
	UNITED ARAB EMIRATES, N.E.S.	17.74	2,129	97,657	2,216
	UNITED STATES OF AMERICA	31,307.61	701,180	32,163,126	722,813
	VIETNAM	55.21	1,229	56,374	1,340
851840	Audio-frequency electric amplifiers	952,181.90	4,637,842	212,737,810	4,861,555
	BELGIUM	13.05	3,461	158,756	3,634
	BRAZIL	2.69	806	36,971	834
	CANADA	150.54	56,797	2,605,278	60,185
	FRANCE	1,906.89	64,792	2,972,009	67,970
	GERMANY	875.29	19,949	915,061	23,537
	HONG KONG, CHINA	16,727.90	47,733	2,189,512	50,988
	INDONESIA	7,279.76	96,161	4,410,905	98,727
	JAPAN	1,247.69	67,214	3,083,106	70,441
	MALAYSIA	10,358.16	174,981	8,026,378	181,772
	MEXICO	99.76	2,336	107,152	2,434
	PEOPLE'S REPUBLIC OF CHINA	843,868.13	2,736,800	125,537,016	2,861,269
	REPUBLIC OF KOREA	11,628.63	17,161	787,175	20,323
	SINGAPORE	26,532.83	290,998	13,348,078	306,691
	SWEDEN	46.58	9,729	446,269	9,977
	SWITZERLAND	1.81	645	29,586	758
	TAIWAN (REP. OF CHINA)	5,934.81	61,874	2,838,160	63,634
	THAILAND	622.37	56,454	2,589,545	57,668
	UK OF GREAT BRITAIN AND N. IRELAND	217.94	20,093	921,666	22,015
	UNITED ARAB EMIRATES, N.E.S.	29.77	118	5,413	135
	UNITED STATES OF AMERICA	24,637.30	909,740	41,729,774	958,563
851850	Electric sound amplifier sets	2,240,356.96	4,604,560	211,211,170	4,860,998
	AUSTRALIA	19.14	382	17,522	546
	AUSTRIA	284.44	12,626	579,155	13,128
	BELGIUM	64.92	1,034	47,430	1,042
	CANADA	141.49	8,281	379,849	9,819
	FINLAND	21.75	3,484	159,811	3,741
	FRANCE	2,047.50	68,030	3,120,536	78,190
	GERMANY	1,217.43	118,489	5,435,090	126,852
	HONG KONG, CHINA	41,714.85	230,397	10,568,311	239,266
	INDIA	1.58	273	12,523	323
	INDONESIA	14,520.88	149,095	6,838,988	153,711
	ITALY	688.23	6,245	286,459	6,370
	JAPAN	13,798.89	480,712	22,050,259	503,164
	LITHUANIA	130.26	1,146	52,567	1,870
	MALAYSIA	22,045.61	146,776	6,732,615	152,746
	NETHERLANDS	148.48	9,460	433,930	10,205
	PEOPLE'S REPUBLIC OF CHINA	2,068,750.43	2,731,688	125,302,529	2,886,031
	REPUBLIC OF KOREA	16,209.69	20,959	961,390	23,271
	SINGAPORE	29,556.86	205,323	9,418,166	215,396
	SPAIN	885.80	86	3,945	100
	TAIWAN (REP. OF CHINA)	8,972.05	154,815	7,101,364	163,153
	THAILAND	1,271.55	11,560	530,258	12,064
	UK OF GREAT BRITAIN AND N. IRELAND	1,945.26	38,853	1,782,187	40,106
	UNITED STATES OF AMERICA	4,790.03	135,775	6,227,999	150,289
	VIETNAM	11,129.84	69,071	3,168,287	69,615
851890	Parts of microphones and stands therefor; loudspeakers, whether or not mounted in their enclosures; headphones, earphones, etc.	1,541,219.70	14,235,448	652,979,996	15,039,160
	AUSTRALIA	12,547.66	52,028	2,386,524	54,196
	AUSTRIA	281.83	63,346	2,905,681	67,746
	BELGIUM	38.48	2,024	92,841	2,109
	BULGARIA	47.00	2,616	119,996	2,690

TABLE 8 - Continued

PSCC CODE	COMMODITY AND COUNTRY OF ORIGIN	GROSS WEIGHT (GK)	FOB VALUE		CIF
			DOLLARS	PESOS	DOLLARS
	CANADA	403.58	12,436	570,440	14,307
	DENMARK	8.37	13,788	632,455	15,009
	FINLAND	27.87	4,531	207,837	4,914
	FRANCE	589.13	35,404	1,623,981	37,557
	GERMANY	7,594.98	167,988	7,705,610	179,262
	HONDURAS, REPUBLIC OF	322.22	6,745	309,393	7,215
	HONG KONG, CHINA	124,628.43	277,221	12,716,127	290,614
	HUNGARY	14.16	3,317	152,151	3,544
	INDIA	158.30	11,164	512,093	11,523
	INDONESIA	2,280.98	33,099	1,518,251	33,788
	IRELAND	7.83	621	28,485	699
	ISRAEL	34.23	1,804	82,749	2,063
	ITALY	1,919.46	7,186	329,622	7,549
	JAPAN	38,044.47	265,164	12,163,072	281,181
	MALAYSIA	10,207.41	855,089	39,222,932	919,346
	MEXICO	0.38	371	17,018	396
	NETHERLANDS	61.76	2,074	95,134	2,176
	PEOPLE'S REPUBLIC OF CHINA	1,215,158.91	6,017,416	276,018,872	6,343,250
	POLAND	63.32	12,341	566,082	12,689
	REPUBLIC OF KOREA	65,988.87	5,724,849	262,598,823	5,998,849
	RUSSIAN FEDERATION	4.39	232	10,642	245
	SINGAPORE	11,656.07	210,573	9,658,983	219,512
	SWITZERLAND	64.50	23,060	1,057,762	25,153
	TAIWAN (REP. OF CHINA)	33,643.18	257,380	11,806,021	273,865
	THAILAND	1,521.75	10,837	497,092	11,655
	TURKEY	0.82	152	6,972	156
	UK OF GREAT BRITAIN AND N. IRELAND	254.31	23,400	1,073,358	69,515
	UNITED STATES OF AMERICA	13,639.60	136,545	6,263,319	145,710
	VIETNAM	5.45	647	29,678	677
8519	Turntables (record-decks), record-players, cassette-players and other sound reproducing apparatus, not incorporating a sound recording device.	806,512.16	2,488,266	114,136,760	2,648,783
851910	Coin- or disc-operated record-players, not incorporating a sound recording device	30,715.54	64,818	2,973,202	69,233
	HONG KONG, CHINA	2,495.14	17,951	823,412	18,731
	JAPAN	1,382.22	25,078	1,150,328	26,766
	PEOPLE'S REPUBLIC OF CHINA	26,442.62	15,032	689,518	16,440
	REPUBLIC OF KOREA	20.30	4,441	203,709	4,587
	SINGAPORE	366.13	2,233	102,428	2,620
	UK OF GREAT BRITAIN AND N. IRELAND	9.13	83	3,807	89
851921	Record-players, without loudspeaker, not incorporating a sound recording device	6,930.26	9,043	414,803	9,855
	FRANCE	7.20	84	3,853	88
	JAPAN	42.92	52	2,385	60
	PEOPLE'S REPUBLIC OF CHINA	6,776.41	8,188	375,584	8,856
	SINGAPORE	103.73	719	32,981	851
851931	Turntables (record-decks), with automatic record changing mechanism	18,582.02	120,772	5,539,810	124,276
	AUSTRIA	593.85	16,549	759,103	17,003
	GERMANY	377.88	12,855	589,659	12,977
	HONG KONG, CHINA	7,988.65	17,668	810,431	18,110
	JAPAN	673.99	312	14,311	346
	PEOPLE'S REPUBLIC OF CHINA	6,172.83	35,781	1,641,274	37,149
	SINGAPORE	243.25	574	26,329	613
	UK OF GREAT BRITAIN AND N. IRELAND	2,001.33	34,152	1,566,552	35,069
	UNITED STATES OF AMERICA	530.24	2,881	132,151	3,009
851939	Other turntables (record-decks), not incorporating a sound recording device	3,566.36	72,178	3,310,804	77,042
	AUSTRIA	115.19	5,399	247,652	5,605
	GERMANY	173.93	5,437	249,395	5,983
	JAPAN	810.26	10,847	497,552	12,838
	PEOPLE'S REPUBLIC OF CHINA	1,352.70	30,143	1,382,659	30,882
	THAILAND	339.48	8,884	407,509	9,024
	UK OF GREAT BRITAIN AND N. IRELAND	774.80	11,468	526,037	12,710

TABLE 8 - Continued

PSCC CODE	COMMODITY AND COUNTRY OF ORIGIN	GROSS WEIGHT (GK)	FOB VALUE		CIF DOLLARS
			DOLLARS	PESOS	
851940	Transcribing machines	23,688.01	35,439	1,625,588	38,371
	GERMANY	11.28	218	10,000	225
	HONG KONG, CHINA	132.42	15,488	710,435	16,541
	INDONESIA	23.95	1,176	53,943	1,209
	PEOPLE'S REPUBLIC OF CHINA	23,480.69	18,438	845,751	20,255
	REPUBLIC OF KOREA	39.67	119	5,459	141
851992	Pocket-size cassette-players	18.86	2,573	118,024	2,915
	PEOPLE'S REPUBLIC OF CHINA	0.58	54	2,477	63
	SINGAPORE	18.28	2,519	115,547	2,852
851999	Other sound reproducing apparatus, n.e.s.	723,011.11	2,183,443	100,154,529	2,327,091
	AUSTRALIA	156,487.21	98,783	4,531,176	113,037
	AUSTRIA	84.46	11,397	522,780	12,147
	CANADA	32.11	408	18,715	420
	GERMANY	8.50	38,755	1,777,692	39,854
	HONG KONG, CHINA	131,582.55	623,338	28,592,514	646,018
	INDIA	19.46	230	10,550	237
	INDONESIA	9,152.03	88,540	4,061,329	92,572
	ISRAEL	31.46	4,007	183,801	4,117
	ITALY	2,395.08	5,499	252,239	5,654
	JAPAN	1,887.81	97,704	4,481,682	103,352
	MALAYSIA	3,998.54	104,235	4,781,259	108,374
	NEW ZEALAND	24,642.89	23,339	1,070,560	28,350
	PEOPLE'S REPUBLIC OF CHINA	139,444.76	336,108	15,417,274	354,064
	REPUBLIC OF KOREA	152.93	1,879	86,190	2,144
	SINGAPORE	8,364.93	273,793	12,558,885	279,164
	SWEDEN	17.87	5,008	229,717	5,208
	TAIWAN (REP. OF CHINA)	663.63	12,104	555,210	12,351
	THAILAND	6,252.21	179,527	8,234,904	188,290
	UK OF GREAT BRITAIN AND N. IRELAND	105.72	12,688	581,999	12,811
	UNITED STATES OF AMERICA	237,686.96	266,101	12,206,053	318,927
8520	Magnetic tape recorders and other sound recording apparatus, whether or not incorporating a sound reproducing device.	128,522.32	609,737	27,968,637	640,700
852010	Dictating machines not capable of operating without an external source of power	17.94	2,416	110,822	2,807
	UNITED STATES OF AMERICA	17.94	2,416	110,822	2,807
852032	Magnetic tape recorders, digital audio type, incorporating sound reproducing apparatus	57,927.86	155,207	7,119,345	161,518
	PEOPLE'S REPUBLIC OF CHINA	53,850.99	153,305	7,032,100	159,514
	REPUBLIC OF KOREA	4,076.87	1,902	87,245	2,004
852033	Magnetic tape recorders, cassette type, incorporating sound reproducing apparatus	57,224.03	94,705	4,344,117	100,493
	AUSTRALIA	296.67	135	6,192	144
	BELGIUM	234.07	43,705	2,004,748	47,486
	JAPAN	8.65	1,867	85,639	1,867
	PEOPLE'S REPUBLIC OF CHINA	56,659.51	45,223	2,074,379	47,139
	UNITED STATES OF AMERICA	25.13	3,775	173,159	3,857
852090	Other magnetic tape recorders, whether or not incorporating a sound reproducing device	13,352.49	357,409	16,394,353	375,882
	GERMANY	18.18	869	39,861	893
	HONG KONG, CHINA	2,451.73	4,391	201,416	4,566
	JAPAN	165.09	1,351	61,971	1,445
	MALAYSIA	267.67	65,354	2,997,788	67,046
	PEOPLE'S REPUBLIC OF CHINA	9,946.49	153,154	7,025,174	160,143
	REPUBLIC OF KOREA	90.13	22,250	1,020,608	23,161
	SINGAPORE	256.10	91,648	4,203,894	98,370
	THAILAND	14.78	1,795	82,337	1,927
	UK OF GREAT BRITAIN AND N. IRELAND	27.46	3,289	150,866	3,434
	UNITED STATES OF AMERICA	114.86	13,308	610,438	14,897

TABLE 8 - Continued

PSCC CODE	COMMODITY AND COUNTRY OF ORIGIN	GROSS WEIGHT (GK)	FOB VALUE		CIF DOLLARS
			DOLLARS	PESOS	
8521	Video recording or reproducing apparatus, whether or not incorporating a video tuner.	2,861,236.81	14,332,222	657,419,021	15,000,499
852110	Video recording or reproducing apparatus, magnetic tape-type, whether or not incorporating a video tuner	19,978.71	511,841	23,478,147	545,843
	HONG KONG, CHINA	2,537.88	490,633	22,505,336	523,879
	MALAYSIA	2,675.73	1,507	69,126	1,510
	PEOPLE'S REPUBLIC OF CHINA	14,661.97	13,725	629,566	14,084
	REPUBLIC OF KOREA	0.83	540	24,770	577
	SINGAPORE	7.95	2,505	114,904	2,585
	SWEDEN	19.68	424	19,449	443
	TAIWAN (REP. OF CHINA)	65.09	1,962	89,997	2,130
	UNITED STATES OF AMERICA	9.58	545	24,999	635
852190	Other video recording or reproducing apparatus, whether or not incorporating a video tuner	2,841,258.10	13,820,381	633,940,874	14,454,656
	AUSTRALIA	3,017.01	15,221	698,187	16,700
	BELGIUM	407.07	6,208	284,761	6,383
	CANADA	122.06	26,282	1,205,555	27,498
	DENMARK	3.38	388	17,798	447
	EGYPT ARAB REPUBLIC	2.28	277	12,706	293
	FRANCE	51.59	78	3,578	83
	GERMANY	47.32	11,889	545,348	12,371
	HONG KONG, CHINA	293,440.59	1,548,822	71,044,465	1,599,762
	INDONESIA	236,558.51	2,365,908	108,524,200	2,485,317
	ISRAEL	139.18	34,286	1,572,699	37,323
	JAPAN	1,673.27	179,979	8,255,636	193,238
	JORDAN	25.04	8,457	387,923	8,642
	MALAYSIA	13,303.42	181,942	8,345,680	190,937
	NEW ZEALAND	120.83	125	5,734	133
	PEOPLE'S REPUBLIC OF CHINA	2,103,665.90	6,106,973	280,126,851	6,412,627
	REPUBLIC OF KOREA	160,102.71	2,349,362	107,765,235	2,439,773
	ROMANIA	1.73	97	4,449	109
	SINGAPORE	3,457.35	600,325	27,536,907	623,705
	SWITZERLAND	1.73	144	6,605	209
	TAIWAN (REP. OF CHINA)	1,289.82	35,594	1,632,697	37,098
	THAILAND	20,025.86	188,212	8,633,284	195,391
	UK OF GREAT BRITAIN AND N. IRELAND	43.96	12,147	557,183	12,480
	UNITED STATES OF AMERICA	3,757.49	147,665	6,773,393	154,137
8522	Parts and accessories suitable for use solely or principally with the apparatus of headings 85.19 to 85.21.	230,836.50	22,332,599	1,024,396,319	23,505,818
852210	Pick-up cartridges	291.11	25,082	1,150,512	26,054
	HONG KONG, CHINA	1.67	500	22,935	534
	JAPAN	72.85	14,257	653,969	14,773
	PEOPLE'S REPUBLIC OF CHINA	216.59	10,325	473,608	10,747
852290	Other parts and accessories suitable for use solely or principally with the apparatus of headings Nos. 85.19 to 85.21	230,545.39	22,307,517	1,023,245,807	23,479,764
	AUSTRALIA	1,823.57	1,414	64,860	1,798
	AUSTRIA	396.22	13,756	630,988	14,207
	CANADA	1.58	83	3,807	86
	DEMOCRATIC PEOPLE'S REP. OF KOREA	22.22	835	38,301	864
	FINLAND	689.50	19,133	877,631	19,961
	FRANCE	51.52	5,060	232,103	5,296
	GERMANY	79.48	5,007	229,672	5,239
	HONG KONG, CHINA	23,083.70	3,771,464	172,997,053	3,911,032
	HUNGARY	1.86	669	30,687	696
	INDIA	30.18	155	7,110	162
	INDONESIA	1,082.68	9,027	414,069	12,264
	ITALY	67.69	1,046	47,980	1,126
	JAPAN	17,335.77	1,847,950	84,765,467	1,953,049
	MALAYSIA	1,365.06	77,193	3,540,842	87,565
	PEOPLE'S REPUBLIC OF CHINA	113,519.49	2,301,043	105,548,842	2,620,928
	REPUBLIC OF KOREA	33,429.98	10,984,507	503,859,337	11,362,623
	SINGAPORE	11,407.17	512,493	23,508,054	547,019
	SLOVENIA	1.45	371	17,018	451
	SPAIN	2,660.53	54,488	2,499,365	61,199
	SWEDEN	759.74	14,395	660,299	15,708

TABLE 8 - Continued

PSCC CODE	COMMODITY AND COUNTRY OF ORIGIN	GROSS WEIGHT (GK)	FOB VALUE		CIF
			DOLLARS	PESOS	DOLLARS
	TAIWAN (REP. OF CHINA)	259.48	63,979	2,934,717	67,587
	THAILAND	12,985.26	987,258	45,285,524	1,062,647
	UK OF GREAT BRITAIN AND N. IRELAND	319.84	16,788	770,066	17,946
	UNITED STATES OF AMERICA	1,645.09	90,924	4,170,683	94,700
	VIETNAM	7,526.33	1,528,479	70,111,332	1,615,611
8523	Prepared unrecorded media for sound recording or similar recording of other phenomena, other than products of Chapter 37.				
		591,646.35	23,216,266	1,064,930,123	24,537,759
852311	Magnetic tapes, unrecorded, of a width not exceeding 4mm	53,974.39	961,389	44,098,912	994,360
	AUSTRALIA	3.38	385	17,660	399
	AUSTRIA	13.44	5,491	251,872	5,497
	GERMANY	65.10	4,175	191,507	4,713
	HONG KONG, CHINA	2,879.02	211,951	9,722,193	217,265
	JAPAN	39,367.33	311,090	14,269,698	321,015
	MALAYSIA	51.39	11,381	522,046	11,755
	PEOPLE'S REPUBLIC OF CHINA	19.15	4,783	219,396	4,958
	REPUBLIC OF KOREA	13.90	330	15,137	353
	SINGAPORE	3,601.20	390,950	17,932,876	405,818
	TAIWAN (REP. OF CHINA)	7,930.54	12,385	568,100	13,577
	UNITED STATES OF AMERICA	29.94	8,468	388,427	9,010
852312	Magnetic tapes, unrecorded, of a width exceeding 4mm but not exceeding 6.5 mm	6,001.85	379,941	17,427,896	396,741
	AUSTRALIA	1,129.85	38,474	1,764,802	41,362
	BELGIUM	62.10	4,642	212,929	5,023
	FRANCE	0.99	91	4,174	97
	HONG KONG, CHINA	25.97	6,599	302,696	6,604
	INDIA	131.88	1,611	73,897	1,746
	IRELAND	0.08	29	1,330	32
	ITALY	0.73	627	28,760	648
	JAPAN	1,463.55	72,811	3,339,841	76,237
	MALAYSIA	3.04	1,078	49,448	1,119
	MEXICO	27.49	4,941	226,644	5,080
	PEOPLE'S REPUBLIC OF CHINA	6.27	172	7,890	181
	REPUBLIC OF KOREA	5.84	918	42,109	946
	SINGAPORE	2,939.60	243,945	11,189,758	253,547
	THAILAND	154.79	1,185	54,356	1,204
	UNITED STATES OF AMERICA	49.67	2,818	129,262	2,915
852313	Magnetic tapes, unrecorded, of a width exceeding 6.5mm	3,509.83	747,751	34,299,340	764,523
	AUSTRALIA	81.21	2,642	121,189	3,092
	JAPAN	179.46	11,518	528,331	11,927
	PEOPLE'S REPUBLIC OF CHINA	14.46	63,701	2,921,965	65,399
	REPUBLIC OF KOREA	12.69	423	19,403	494
	SINGAPORE	3,210.14	668,696	30,673,086	682,722
	UNITED STATES OF AMERICA	11.87	771	35,366	889
852320	Magnetic discs, unrecorded	163,563.71	1,528,892	70,130,276	1,594,708
	AUSTRALIA	4.35	174	7,981	337
	BELGIUM	26.06	4,866	223,203	5,001
	FRANCE	2.13	5,493	251,964	5,865
	GERMANY	87.70	7,981	366,088	8,423
	HONG KONG, CHINA	627.05	21,757	997,994	25,604
	INDIA	102.11	1,256	57,613	1,291
	INDONESIA	24.74	87	3,991	142
	IRELAND	127.32	28,074	1,287,754	28,892
	ISRAEL	2.01	1,167	53,530	1,200
	ITALY	5.84	46	2,110	54
	JAPAN	5,118.89	76,176	3,494,193	79,851
	MALAYSIA	622.92	935	42,889	1,086
	NETHERLANDS	0.33	46	2,110	49
	PEOPLE'S REPUBLIC OF CHINA	89,958.62	438,917	20,133,123	466,991
	REPUBLIC OF KOREA	31.32	6,862	314,760	6,874
	SINGAPORE	27,647.34	639,409	29,329,691	657,363
	TAIWAN (REP. OF CHINA)	21,878.35	52,547	2,410,331	54,690
	UNITED STATES OF AMERICA	1,436.50	224,089	10,278,962	229,952
	VIETNAM	15,860.13	19,010	871,989	21,043

TABLE 8 - Continued

PSCC CODE	COMMODITY AND COUNTRY OF ORIGIN	GROSS WEIGHT (GK)	FOB VALUE		CIF DOLLARS
			DOLLARS	PESOS	
852330	Cards incorporating a magnetic stripe, unrecorded	58,549.89	2,482,852	113,888,423	2,669,829
	AUSTRIA	0.92	150	6,881	178
	CANADA	17.91	599	27,476	878
	COLOMBIA	0.87	78	3,578	88
	GERMANY	267.84	17,516	803,459	18,010
	HONG KONG, CHINA	13,831.51	343,919	15,775,565	365,832
	IRELAND	7.93	172	7,890	201
	ITALY	219.97	11,430	524,294	12,270
	JAPAN	33.84	4,088	187,517	4,511
	MALAYSIA	1.31	241	11,055	284
	PEOPLE'S REPUBLIC OF CHINA	13,371.67	818,806	37,558,631	868,897
	REPUBLIC OF KOREA	0.83	635	29,127	679
	SINGAPORE	4,034.81	366,789	16,824,611	390,711
	TAIWAN (REP. OF CHINA)	1,149.12	69,939	3,208,102	79,052
	THAILAND	24,870.09	775,426	35,568,791	851,436
	UK OF GREAT BRITAIN AND N. IRELAND	617.47	54,354	2,493,218	56,595
	UNITED STATES OF AMERICA	123.80	18,710	858,228	20,207
852390	Other prepared unrecorded media for sound recording or similar recording of other phenomena, other than products of Chapter 37	306,046.68	17,115,441	785,085,276	18,117,598
	AUSTRALIA	123.55	15,331	703,233	16,281
	AUSTRIA	444.13	33,097	1,518,159	34,477
	BELGIUM	5.70	1,796	82,383	1,874
	CANADA	97.18	12,341	566,081	13,369
	CROATIA	20.09	170	7,798	288
	CZECH REPUBLIC (CZECHOSLOVAKIA)	198.51	1,712	78,529	1,760
	DENMARK	437.77	29,186	1,338,762	32,894
	FINLAND	2.86	90,285	4,141,373	92,930
	FRANCE	191.55	41,824	1,918,467	43,991
	FRENCH GUIANA	0.16	503	23,073	524
	GERMANY	2,954.87	898,260	41,203,185	915,804
	HONG KONG, CHINA	45,968.69	4,744,264	217,619,390	5,040,143
	INDIA	20.83	3,956	181,461	4,186
	IRELAND	17.94	892,032	40,917,508	916,824
	ISRAEL	4,120.81	39,115	1,794,205	41,548
	ITALY	83.95	11,162	512,001	11,926
	JAPAN	26,881.21	1,861,821	85,401,729	1,924,386
	MACAU	6.56	4,103	188,205	4,223
	MALAYSIA	2,313.75	98,918	4,537,369	101,035
	MEXICO	70.89	3,819	175,177	5,479
	NETHERLANDS	81.06	97,470	4,470,949	100,666
	NEW ZEALAND	7.92	498	22,843	562
	PEOPLE'S REPUBLIC OF CHINA	159,400.26	5,653,180	259,311,368	6,081,071
	REPUBLIC OF KOREA	1,387.23	105,582	4,843,046	109,514
	SINGAPORE	42,537.63	915,651	42,000,912	960,960
	SPAIN	45.50	823	37,751	907
	SWEDEN	565.19	212,542	9,749,302	220,407
	SWITZERLAND	111.56	16,365	750,662	16,651
	TAIWAN (REP. OF CHINA)	8,412.70	372,560	17,089,327	414,483
	THAILAND	4,877.15	183,680	8,425,401	204,945
	UK OF GREAT BRITAIN AND N. IRELAND	1,199.77	48,353	2,217,952	52,121
	UNITED ARAB EMIRATES, N.E.S.	1.67	75	3,440	106
	UNITED STATES OF AMERICA	3,089.39	715,433	32,816,911	740,537
	VIETNAM	368.65	9,534	437,324	10,726
8524	Records, tapes and other recorded media for sound or other similarly recorded phenomena, including matrices and masters for the production of records, but excluding products of Chapter 37.	202,631.14	23,649,051	1,084,781,971	24,601,729
852410	Gramophone records	311.28	12,999	596,264	13,145
	MALAYSIA	14.68	1,354	62,108	1,400
	UNITED STATES OF AMERICA	296.60	11,645	534,156	11,745
852431	Discs for laser reading systems, recorded, for reproducing phenomena other than sound or image	2,994.60	3,470,661	159,199,220	3,588,067
	FRANCE	0.83	1,507	69,126	1,610
	HONG KONG, CHINA	0.63	139	6,376	148
	JAPAN	60.15	17,928	822,357	19,257

TABLE 8 - Continued

PSCC CODE	COMMODITY AND COUNTRY OF ORIGIN	GROSS WEIGHT (GK)	FOB VALUE		CIF
			DOLLARS	PESOS	DOLLARS
	REPUBLIC OF KOREA	0.85	22	1,009	24
	SINGAPORE	2,932.14	3,451,065	158,300,352	3,567,028
852432	Discs for laser reading systems, recorded, for reproducing sound only	3,449.36	102,626	4,707,455	114,341
	AUSTRIA	69.96	4,414	202,470	4,716
	CANADA	130.74	8,822	404,665	9,304
	FINLAND	0.73	426	19,541	445
	GERMANY	772.85	16,965	778,184	21,806
	HONG KONG, CHINA	93.53	1,751	80,319	1,968
	INDIA	4.39	30	1,376	36
	ITALY	278.44	2,545	116,739	2,926
	JAPAN	1,014.38	11,243	515,717	11,992
	PEOPLE'S REPUBLIC OF CHINA	14.65	1,232	56,512	1,380
	SINGAPORE	2.70	24,238	1,111,797	27,483
	UNITED STATES OF AMERICA	1,066.99	30,960	1,420,135	32,285
852439	Other discs for laser reading systems, recorded	172,473.67	14,972,329	686,780,730	15,475,061
	AUSTRALIA	33.68	45,478	2,086,076	47,070
	AUSTRIA	6.04	4,994	229,075	5,535
	BELGIUM	2.71	2,481	113,803	2,705
	CANADA	236.32	725,796	33,292,263	748,061
	CROATIA	0.73	434	19,908	450
	CYPRUS	14.86	146	6,697	165
	CZECH REPUBLIC (CZECHOSLOVAKIA)	0.91	227	10,412	247
	DENMARK	112.45	9,258	424,664	9,659
	FINLAND	23.26	18,625	854,329	19,472
	FRANCE	10.25	8,120	372,464	9,116
	GERMANY	7,376.90	383,545	17,593,210	393,638
	HONG KONG, CHINA	21,925.03	489,509	22,453,778	520,923
	HUNGARY	7.06	2,465	113,070	2,586
	INDIA	402.44	3,275	150,224	3,481
	INDONESIA	1.74	31,165	1,429,539	31,362
	IRELAND	326.90	1,383,145	63,444,861	1,419,567
	ISRAEL	313.30	57,897	2,655,735	60,257
	ITALY	51.50	19,090	875,658	19,979
	JAPAN	4,305.31	982,268	45,056,633	1,014,294
	MACAU	0.39	1,088	49,907	1,133
	MALAYSIA	667.70	340,868	15,635,615	352,307
	MEXICO	222.79	138,513	6,353,591	146,786
	NETHERLANDS	121.45	375,513	17,224,781	385,404
	NORWAY	352.73	119,057	5,461,145	124,831
	PEOPLE'S REPUBLIC OF CHINA	106,420.04	3,643,220	167,114,501	3,736,185
	POLAND	5,973.47	26,659	1,222,848	26,835
	REPUBLIC OF KOREA	393.97	47,304	2,169,834	49,512
	RUSSIAN FEDERATION	0.83	2,284	104,767	2,581
	SINGAPORE	6,075.38	4,093,419	187,765,129	4,239,116
	SPAIN	4.16	969	44,448	1,052
	SRI LANKA (CEYLON)	0.78	31	1,422	33
	SWEDEN	105.27	44,781	2,054,104	49,981
	SWITZERLAND	140.28	55,795	2,559,317	58,237
	TAIWAN (REP. OF CHINA)	5,731.48	43,690	2,004,061	45,263
	THAILAND	4,295.40	190,258	8,727,134	202,933
	UK OF GREAT BRITAIN AND N. IRELAND	121.99	35,516	1,629,119	36,948
	UNITED ARAB EMIRATES, N.E.S.	0.83	17,430	799,514	17,864
	UNITED STATES OF AMERICA	6,583.22	1,625,914	74,580,675	1,687,207
	VIETNAM	110.12	2,102	96,419	2,286
852440	Magnetic tapes for reproducing phenomena other than sound or image	7.84	203	9,312	228
	GERMANY	7.84	203	9,312	228
852451	Magnetic tapes, recorded, of a width not exceeding 4 mm	18.86	2,899	132,977	2,940
	HONG KONG, CHINA	1.21	389	17,843	405
	UNITED STATES OF AMERICA	17.65	2,510	115,134	2,535
852452	Magnetic tapes, recorded, of a width exceeding 4mm but not exceeding 6.5mm	18.65	671	30,779	698
	JAPAN	18.65	671	30,779	698

TABLE 8 - Continued

PSCC CODE	COMMODITY AND COUNTRY OF ORIGIN	GROSS WEIGHT (GK)	FOB VALUE		CIF
			DOLLARS	PESOS	DOLLARS
852453	Magnetic tapes, recorded, of a width exceeding 6.5mm	622.90	8,819	404,528	9,180
	SINGAPORE	622.90	8,819	404,528	9,180
852460	Cards incorporating a magnetic stripe, recorded	6,518.31	346,854	15,910,194	365,205
	GERMANY	13.94	16,141	740,388	16,973
	HONG KONG, CHINA	1,633.06	110,315	5,060,149	112,256
	JAPAN	3,567.56	43,348	1,988,373	47,829
	NORWAY	0.90	17,025	780,937	17,041
	PEOPLE'S REPUBLIC OF CHINA	714.60	122,188	5,604,764	131,613
	SINGAPORE	202.94	7,196	330,081	7,461
	SWEDEN	6.09	4,090	187,608	4,254
	THAILAND	2.61	2,297	105,363	2,590
	UK OF GREAT BRITAIN AND N. IRELAND	257.20	4,875	223,616	4,881
	UNITED STATES OF AMERICA	119.41	19,379	888,915	20,307
852491	Other recorded media, for reproducing phenomena other than sound or image	5,453.14	212,633	9,753,474	217,687
	GERMANY	0.01	79	3,624	84
	HONG KONG, CHINA	396.64	39,281	1,801,819	39,816
	JAPAN	537.87	17,322	794,560	17,894
	PEOPLE'S REPUBLIC OF CHINA	39.08	2,980	136,692	3,098
	POLAND	8.96	1,714	78,621	1,728
	SINGAPORE	4,448.76	136,927	6,280,842	140,525
	SPAIN	3.26	489	22,430	544
	TAIWAN (REP. OF CHINA)	1.81	830	38,072	865
	UK OF GREAT BRITAIN AND N. IRELAND	3.95	11,208	514,111	11,245
	UNITED STATES OF AMERICA	12.80	1,803	82,703	1,888
852499	Other sound or similar recorded media (including video tapes), n.e.s.	10,762.53	4,518,357	207,257,038	4,815,177
	AUSTRALIA	383.87	14,711	674,794	15,334
	AUSTRIA	499.44	2,104	96,510	2,106
	BELGIUM	10.99	981	44,998	985
	CANADA	3.04	2,856	131,005	2,951
	GERMANY	124.61	26,236	1,203,446	27,339
	HONG KONG, CHINA	93.46	2,470	113,298	2,597
	INDIA	76.33	16,343	749,654	16,839
	INDONESIA	11.88	101	4,633	118
	IRELAND	0.90	452	20,733	470
	ISRAEL	1.28	3,987	182,884	4,096
	ITALY	2.13	25,932	1,189,501	26,978
	JAPAN	998.58	460,529	21,124,466	491,584
	MACAU	1.67	334	15,321	378
	MALAYSIA	392.86	2,812	128,986	2,956
	NETHERLANDS	80.91	348	15,963	392
	PEOPLE'S REPUBLIC OF CHINA	5,713.96	3,701,675	169,795,833	3,956,487
	REPUBLIC OF KOREA	18.03	2,159	99,033	2,272
	SINGAPORE	372.56	142,698	6,545,557	146,146
	SWITZERLAND	70.86	5,556	254,854	5,713
	UK OF GREAT BRITAIN AND N. IRELAND	7.01	680	31,192	725
	UNITED STATES OF AMERICA	1,898.16	105,393	4,834,377	108,711
8525	Transmission apparatus for radio-telephony, radio-telegraphy, radio-broadcasting or television, whether or not incorporating reception apparatus or sound recording or reproducing apparatus; television cameras; still image video cameras and other video camera recorders; digital cameras.	5,476,937.57	818,706,326	37,554,059,172	866,680,739
852510	Transmission apparatus for radio-telephony, radio-telegraphy, radio-broadcasting or television	296,249.79	32,335,362	1,483,223,060	33,637,628
	AUSTRALIA	15.82	4,632	212,470	4,949
	AUSTRIA	4.24	475	21,788	507
	BELGIUM	0.83	202	9,266	216
	CANADA	1,484.03	231,897	10,637,117	245,521
	DENMARK	58.30	12,604	578,145	13,467
	FINLAND	9,284.28	377,093	17,297,256	392,411
	FRANCE	145.56	48,006	2,202,035	49,798
	GERMANY	14,982.84	1,621,728	74,388,663	1,632,579

TABLE 8 - Continued

PSCC CODE	COMMODITY AND COUNTRY OF ORIGIN	GROSS WEIGHT (GK)	FOB VALUE		CIF DOLLARS
			DOLLARS	PESOS	
	HONG KONG, CHINA	27,934.38	2,143,120	98,304,915	2,307,062
	INDIA	20,595.12	124,337	5,703,338	128,595
	INDONESIA	1,333.61	56,137	2,575,004	58,060
	ISRAEL	5.88	1,111	50,962	1,113
	ITALY	1,762.71	118,361	5,429,219	124,368
	JAPAN	49,194.82	3,293,318	151,064,497	3,419,176
	MALAYSIA	271.01	87,438	4,010,780	92,362
	MEXICO	9,393.91	9,138,669	419,190,747	9,695,526
	NETHERLANDS	140.49	19,898	912,721	20,109
	PEOPLE'S REPUBLIC OF CHINA	102,508.02	9,193,184	421,691,351	9,403,793
	POLAND	1.58	18,535	850,200	19,569
	REPUBLIC OF KOREA	17,886.13	156,905	7,197,234	162,795
	SINGAPORE	3,272.07	590,498	27,086,143	618,480
	SLOVAK REPUBLIC (SLOVAKIA)	1,020.57	283,148	12,987,999	290,935
	SPAIN	599.65	49,597	2,275,014	49,772
	ST.KITTS & NEVIS (ST.CHRISTOPHER & NEVIS)	11.27	1,508	69,172	1,551
	SWEDEN	409.33	37,161	1,704,575	38,927
	SWITZERLAND	1.70	470	21,559	483
	TAIWAN (REP. OF CHINA)	1,164.83	35,231	1,616,046	36,842
	THAILAND	9,463.70	228,633	10,487,396	236,802
	UK OF GREAT BRITAIN AND N. IRELAND	1,117.25	68,473	3,140,858	70,485
	UNITED STATES OF AMERICA	21,976.84	4,382,160	201,009,680	4,509,324
	VIETNAM	209.02	10,833	496,910	12,051
852520	Transmission apparatus incorporating reception apparatus	4,535,570.49	744,795,042	34,163,748,569	789,860,799
	AUSTRALIA	1,743.09	107,901	4,949,419	112,085
	AUSTRIA	0.51	266	12,201	305
	BELGIUM	22.62	1,384	63,484	1,842
	CANADA	437.49	224,091	10,279,054	225,979
	CZECH REPUBLIC (CZECHOSLOVAKIA)	19.69	3,612	165,682	3,751
	EGYPT ARAB REPUBLIC	0.86	104	4,770	110
	FINLAND	434.49	436,390	20,017,209	447,368
	FRANCE	5,809.23	1,127,717	51,728,378	1,201,415
	GERMANY	1,703.79	232,772	10,677,251	249,757
	GREECE	7.83	2,088	95,777	2,232
	GUAM	0.72	783	35,916	915
	HONG KONG, CHINA	1,120,962.62	90,054,386	4,130,794,686	94,300,264
	HUNGARY	57.44	13,283	609,291	14,820
	INDIA	218.91	27,518	1,262,250	28,582
	INDONESIA	17,196.43	295,213	13,541,420	388,551
	IRELAND	6,304.94	694,618	31,862,127	725,000
	ISRAEL	479.72	35,634	1,634,531	39,941
	ITALY	45.68	5,259	241,230	5,273
	JAPAN	3,940.93	346,288	15,884,231	361,140
	LITHUANIA	94.31	19,653	901,483	20,932
	MALAYSIA	66,508.12	14,897,101	683,330,022	15,593,743
	MEXICO	2,026.72	150,339	6,896,050	169,150
	MONACO	0.87	144	6,605	159
	MYANMAR, UNION OF (BURMA)	151.53	200,133	9,180,101	206,727
	NETHERLANDS	298.84	98,003	4,495,397	105,583
	NEW ZEALAND	2.20	1,543	70,777	1,609
	PEOPLE'S REPUBLIC OF CHINA	2,701,367.70	256,284,030	11,755,748,456	280,297,002
	POLAND	235.76	178,327	8,179,859	185,144
	REPUBLIC OF KOREA	22,613.93	11,695,111	536,454,742	11,917,460
	RUSSIAN FEDERATION	2.29	2,520	115,592	2,639
	SINGAPORE	236,593.86	239,180,502	10,971,209,627	245,066,350
	SLOVAK REPUBLIC (SLOVAKIA)	57.32	3,107	142,518	3,194
	SPAIN	23.31	1,877	86,098	2,079
	SWEDEN	436.21	94,188	4,320,404	96,324
	TAIWAN (REP. OF CHINA)	5,976.45	527,252	24,185,048	548,810
	THAILAND	4,158.83	1,142,001	52,383,586	1,212,547
	UK OF GREAT BRITAIN AND N. IRELAND	1,848.82	1,195,722	54,847,767	1,238,873
	UNITED ARAB EMIRATES, N.E.S.	613.00	125,183	5,742,144	130,303
	UNITED STATES OF AMERICA	11,417.70	3,733,529	171,256,976	3,928,331
	VIETNAM	321,755.73	121,655,470	5,580,336,410	131,024,510
852530	Television cameras	323,871.77	11,040,680	506,435,992	11,633,610
	AUSTRALIA	2,594.75	18,170	833,458	19,027
	BELGIUM	31.10	81,599	3,742,947	84,982
	CANADA	747.46	172,719	7,922,621	180,283
	DENMARK	4.17	548	25,137	640
	ESTONIA	24.54	15,754	722,636	16,287

TABLE 8 - Continued

PSCC CODE	COMMODITY AND COUNTRY OF ORIGIN	GROSS WEIGHT (GK)	FOB VALUE		CIF
			DOLLARS	PESOS	DOLLARS
	FRANCE	24.68	11,858	543,927	12,451
	GERMANY	2,490.83	299,602	13,742,743	309,410
	HONG KONG, CHINA	46,598.66	1,103,075	50,598,050	1,178,388
	HUNGARY	11.66	1,303	59,769	1,392
	INDIA	6.93	741	33,990	807
	INDONESIA	39.80	2,372	108,804	2,614
	IRELAND	34.25	3,328	152,656	3,777
	ISRAEL	119.36	30,647	1,405,778	33,857
	ITALY	31.32	6,406	293,843	6,690
	JAPAN	2,648.78	418,757	19,208,384	494,258
	MACAU	36.78	29,042	1,332,157	31,272
	MALAYSIA	1,653.25	94,527	4,335,953	98,972
	MEXICO	7.94	3,531	161,967	3,758
	NETHERLANDS	385.83	51,626	2,368,084	54,559
	NORWAY	3.23	2,090	95,868	2,148
	PEOPLE'S REPUBLIC OF CHINA	194,329.75	2,357,818	108,153,111	2,498,824
	POLAND	143.37	64,839	2,974,165	67,737
	REPUBLIC OF KOREA	11,262.35	401,425	18,413,364	419,808
	SINGAPORE	21,039.71	1,721,343	78,958,003	1,807,044
	SWEDEN	74.82	36,952	1,694,988	41,922
	SWITZERLAND	9.32	895	41,054	931
	TAIWAN (REP. OF CHINA)	37,293.89	3,584,971	164,442,619	3,704,006
	THAILAND	40.82	19,264	883,640	19,846
	UK OF GREAT BRITAIN AND N. IRELAND	90.29	77,899	3,573,227	80,570
	UNITED STATES OF AMERICA	2,092.13	427,579	19,613,049	457,350
852540	Still image video cameras and other video camera recorders	321,245.52	30,535,242	1,400,651,551	31,548,702
	AUSTRALIA	21.08	7,999	366,914	8,327
	BELGIUM	12.84	4,758	218,249	4,953
	CANADA	306.57	56,911	2,610,508	61,700
	EGYPT ARAB REPUBLIC	21.14	2,564	117,611	2,707
	ESTONIA	27.26	25,434	1,166,657	26,039
	FINLAND	2.61	4,866	223,203	4,866
	FRANCE	38.44	12,603	578,100	13,039
	GERMANY	777.35	399,818	18,339,652	413,195
	HONG KONG, CHINA	119,174.63	13,173,043	604,247,483	13,521,962
	INDIA	3,598.35	108,233	4,964,648	114,139
	INDONESIA	895.57	192,361	8,823,599	196,482
	ISRAEL	861.98	4,867	223,249	7,071
	ITALY	35.39	19,548	896,667	20,345
	JAPAN	10,936.29	2,560,320	117,441,879	2,720,657
	MALAYSIA	249.88	75,308	3,454,377	77,633
	MEXICO	615.70	127,132	5,831,545	135,546
	NETHERLANDS	2,157.98	618,845	28,386,421	640,712
	NORWAY	5.00	473	21,697	505
	PEOPLE'S REPUBLIC OF CHINA	73,501.36	6,586,154	302,106,884	6,777,768
	POLAND	10.44	1,529	70,135	1,740
	REPUBLIC OF KOREA	10,853.79	110,689	5,077,304	114,048
	RUSSIAN FEDERATION	0.83	74	3,394	84
	SAUDI ARABIA	1.74	302	13,853	340
	SINGAPORE	37,880.71	1,230,085	56,423,999	1,269,648
	SWEDEN	11.40	45,211	2,073,828	46,009
	SWITZERLAND	9.76	1,424	65,319	1,554
	TAIWAN (REP. OF CHINA)	16,318.75	2,418,202	110,922,926	2,493,583
	THAILAND	10,987.79	2,151,792	98,702,699	2,244,712
	TURKEY	29,380.67	335,540	15,391,220	354,820
	UK OF GREAT BRITAIN AND N. IRELAND	164.38	20,067	920,473	21,468
	UNITED STATES OF AMERICA	2,325.42	237,209	10,880,776	251,070
	VIETNAM	60.42	1,881	86,282	1,980
8526	Radar apparatus, radio navigational aid apparatus and radio remote control apparatus.	350,384.94	23,701,059	1,087,167,578	24,531,985
852610	Radar apparatus	238,623.02	20,454,530	938,249,292	21,189,344
	AUSTRALIA	4,206.75	906,615	41,586,431	950,084
	CANADA	159.75	31,195	1,430,915	32,814
	FRANCE	47,548.79	5,604,473	257,077,177	5,763,616
	GERMANY	15,626.29	3,796,039	174,124,309	3,832,665
	HONG KONG, CHINA	85,939.98	2,704,340	124,048,076	2,881,419
	INDIA	339.40	1,124	51,558	1,325
	IRELAND	13,695.30	433,665	19,892,214	434,339
	ISRAEL	2,919.22	858,129	39,362,377	860,805

TABLE 8 - *Continued*

PSCC CODE	COMMODITY AND COUNTRY OF ORIGIN	GROSS WEIGHT (GK)	FOB VALUE		CIF DOLLARS
			DOLLARS	PESOS	
	JAPAN	9,001.41	1,137,320	52,168,868	1,177,743
	MALAYSIA	12,457.22	596,552	27,363,840	639,517
	NETHERLANDS	60.37	10,783	494,616	11,565
	PEOPLE'S REPUBLIC OF CHINA	2,842.46	222,512	10,206,625	236,024
	REPUBLIC OF KOREA	24,265.10	2,309,632	105,942,820	2,469,791
	SINGAPORE	130.74	15,961	732,131	16,590
	TAIWAN (REP. OF CHINA)	320.31	67,351	3,089,390	69,780
	THAILAND	128.38	95,871	4,397,603	98,521
	UK OF GREAT BRITAIN AND N. IRELAND	7,527.90	1,373,107	62,984,418	1,411,838
	UNITED STATES OF AMERICA	11,453.65	289,861	13,295,924	300,908
852691	Radio navigational aid apparatus	92,754.61	2,802,722	128,560,859	2,870,788
	AUSTRALIA	4,767.88	264,396	12,127,844	264,629
	DENMARK	58.67	2,261	103,712	2,323
	GERMANY	282.19	53,132	2,437,165	59,106
	GREECE	111.38	14,718	675,115	15,572
	HONG KONG, CHINA	260.97	35,337	1,620,908	36,968
	INDONESIA	27.27	14,439	662,317	14,810
	ITALY	47.86	23,529	1,079,275	24,591
	JAPAN	43,068.26	695,334	31,894,971	716,293
	LITHUANIA	149.20	32,923	1,510,178	33,824
	MALAYSIA	0.89	532	24,403	547
	MEXICO	35.61	70,081	3,214,615	70,136
	NETHERLANDS	2,581.87	20,256	929,143	21,400
	NORWAY	44.46	19,522	895,474	20,059
	PEOPLE'S REPUBLIC OF CHINA	22,873.79	288,953	13,254,274	304,723
	REPUBLIC OF KOREA	198.53	40,406	1,853,423	41,188
	SINGAPORE	825.13	55,394	2,540,923	57,554
	TAIWAN (REP. OF CHINA)	558.73	133,125	6,106,444	137,105
	THAILAND	0.21	57	2,615	69
	UK OF GREAT BRITAIN AND N. IRELAND	30.89	6,411	294,073	6,695
	UNITED STATES OF AMERICA	16,830.82	1,031,916	47,333,987	1,043,196
852692	Radio remote control apparatus	19,007.31	443,807	20,357,427	471,853
	GERMANY	100.32	9,844	451,544	10,562
	HONG KONG, CHINA	2,554.85	26,885	1,233,215	27,144
	INDIA	48.82	1,675	76,833	1,746
	JAPAN	6,604.15	254,044	11,652,998	269,150
	MALAYSIA	229.71	10,780	494,478	11,818
	MEXICO	0.25	152	6,972	156
	NETHERLANDS	2.56	29	1,330	33
	NORWAY	0.38	34	1,560	37
	PEOPLE'S REPUBLIC OF CHINA	7,652.87	88,433	4,056,421	95,690
	REPUBLIC OF KOREA	247.42	2,698	123,757	2,833
	SINGAPORE	523.11	25,381	1,164,227	26,765
	TAIWAN (REP. OF CHINA)	103.17	6,640	304,577	7,016
	THAILAND	5.04	63	2,890	67
	UK OF GREAT BRITAIN AND N. IRELAND	51.87	1,225	56,191	1,341
	UNITED STATES OF AMERICA	882.79	15,924	730,434	17,495
8527	Reception apparatus for radio-telephony, radio-telegraphy or radio-broadcasting, whether or not combined, in the same housing, with sound recording or reproducing apparatus or a clock.	4,926,759.65	30,970,855	1,420,633,117	32,082,263
852712	Pocket-size radio cassette players	1,927.13	174	7,981	204
	PEOPLE'S REPUBLIC OF CHINA	1,921.71	127	5,825	149
	UNITED STATES OF AMERICA	5.42	47	2,156	55
852713	Radio-broadcast receivers capable of operating without an external source of power, apparatus combined with sound recording or reproducing apparatus	431,024.28	600,615	27,550,211	642,834
	AUSTRALIA	162.06	112	5,137	136
	GERMANY	1,364.40	29,391	1,348,165	29,969
	HONG KONG, CHINA	23,288.11	17,810	816,945	19,658
	INDONESIA	105.23	3,050	139,904	3,053
	ITALY	6.61	647	29,678	735
	MALAYSIA	13,002.38	215,534	9,886,545	222,426
	NEW ZEALAND	2,111.70	2,610	119,721	3,269
	PEOPLE'S REPUBLIC OF CHINA	355,023.45	288,972	13,255,146	314,957

TABLE 8 - Continued

PSCC CODE	COMMODITY AND COUNTRY OF ORIGIN	GROSS WEIGHT (GK)	FOB VALUE		CIF DOLLARS
			DOLLARS	PESOS	
	REPUBLIC OF KOREA	17,228.54	7,914	363,015	8,199
	SINGAPORE	286.39	9,431	432,600	10,127
	THAILAND	436.42	11,704	536,862	11,903
	UNITED STATES OF AMERICA	18,008.99	13,440	616,493	18,402
852719	Other radio-broadcast receivers capable of operating without an external source of power, including apparatus capable or receiving also radio-telephony or radio-telegraphy	527,141.12	659,790	30,264,568	704,001
	AUSTRALIA	27,535.11	17,031	781,212	20,233
	HONG KONG, CHINA	13,516.17	19,889	912,308	21,143
	INDONESIA	79.85	2,279	104,538	2,613
	JAPAN	1,981.97	5,615	257,560	6,178
	MALAYSIA	1,775.66	25,663	1,177,162	26,147
	NEW ZEALAND	2,537.70	2,713	124,445	3,401
	PEOPLE'S REPUBLIC OF CHINA	458,877.17	478,758	21,960,630	509,556
	SINGAPORE	939.91	3,322	152,380	3,601
	THAILAND	5.00	206	9,449	233
	UK OF GREAT BRITAIN AND N. IRELAND	191.57	9,470	434,389	10,118
	UNITED STATES OF AMERICA	19,701.01	94,844	4,350,495	100,778
852721	Radio-broadcast receivers not capable of operating without an external source of power, combined with sound recording or reproducing apparatus	149,755.80	1,967,160	90,233,628	2,055,409
	GERMANY	61.05	1,702	78,071	1,787
	HONG KONG, CHINA	281.36	122	5,596	144
	JAPAN	4,717.24	197,158	9,043,637	204,380
	MALAYSIA	64.42	1,942	89,080	3,180
	PEOPLE'S REPUBLIC OF CHINA	24,119.36	146,438	6,717,111	153,219
	REPUBLIC OF KOREA	30.44	247	11,330	258
	SINGAPORE	13,613.83	352,581	16,172,890	362,576
	THAILAND	40,008.98	1,227,784	56,318,452	1,287,754
	TOGO	9.84	153	7,018	161
	UK OF GREAT BRITAIN AND N. IRELAND	2.51	327	14,999	336
	UNITED ARAB EMIRATES, N.E.S.	66,812.15	37,079	1,700,814	39,616
	UNITED STATES OF AMERICA	34.62	1,627	74,630	1,998
852729	Other radio-broadcast receivers not capable of operating without an external source of power, of a kind used in motor vehicles, including apparatus capable of receiving also radio-telephony or radio-telegraphy	77,284.50	2,283,310	104,735,429	2,367,855
	GERMANY	7.91	969	44,448	990
	HONG KONG, CHINA	5,955.72	6,591	302,329	7,294
	INDONESIA	6.73	247	11,330	293
	JAPAN	269.74	21,182	971,618	22,185
	MALAYSIA	884.32	17,399	798,092	17,476
	PEOPLE'S REPUBLIC OF CHINA	20,921.24	85,123	3,904,592	89,899
	REPUBLIC OF KOREA	776.37	3,026	138,803	3,583
	SINGAPORE	2,953.84	23,275	1,067,624	23,620
	TAIWAN (REP. OF CHINA)	23.99	3,298	151,279	3,382
	THAILAND	40,722.60	667,620	30,623,729	703,534
	UNITED STATES OF AMERICA	4,762.04	1,454,580	66,721,585	1,495,599
852731	Other radio-broadcast receivers, combined with sound recording or reproducing apparatus	1,502,984.20	8,313,509	381,340,658	8,835,714
	AUSTRALIA	18,845.25	12,845	589,200	15,909
	FRANCE	0.44	205	9,403	241
	GERMANY	121.41	4,110	188,526	4,218
	HONG KONG, CHINA	473.04	1,663	76,282	1,957
	INDONESIA	27,528.68	126,127	5,785,445	127,918
	JAPAN	43.50	87	3,991	100
	MALAYSIA	147,958.91	1,961,231	89,961,666	2,018,994
	NORWAY	106.16	31,649	1,451,740	33,266
	PEOPLE'S REPUBLIC OF CHINA	1,225,486.05	5,887,985	270,081,872	6,324,351
	REPUBLIC OF KOREA	5,491.83	4,801	220,222	5,794
	SINGAPORE	937.97	5,345	245,175	5,536
	SPAIN	117.40	647	29,678	1,066
	THAILAND	19,478.73	39,537	1,813,562	41,935
	UNITED STATES OF AMERICA	56,394.83	237,277	10,883,896	254,429

TABLE 8 - *Continued*

PSC CODE	COMMODITY AND COUNTRY OF ORIGIN	GROSS WEIGHT (GK)	FOB VALUE		CIF
			DOLLARS	PESOS	DOLLARS
852732	Other radio-broadcast receivers, not combined with sound recording or reproducing apparatus but combined with a clock	1,735,236.64	1,559,162	71,518,760	1,624,906
	AUSTRALIA	1,031,244.63	709,710	32,554,398	740,370
	JAPAN	22.62	401	18,394	470
	MALAYSIA	5,090.18	29,666	1,360,779	30,316
	NEW ZEALAND	70,480.49	64,746	2,969,899	69,623
	PEOPLE'S REPUBLIC OF CHINA	701.04	8,935	409,848	9,360
	UNITED STATES OF AMERICA	627,697.68	745,704	34,205,442	774,767
852739	Other radio-broadcast receivers, including apparatus capable of receiving also radio telephony or radio-telegraphy, n.e.s.	103,650.47	13,413,598	615,281,740	13,433,429
	AUSTRALIA	3,500.14	1,341	61,512	1,469
	PEOPLE'S REPUBLIC OF CHINA	77,802.74	91,394	4,192,243	97,235
	REPUBLIC OF KOREA	7,085.44	6,867	314,989	8,176
	SINGAPORE	6.06	190	8,715	223
	UNITED STATES OF AMERICA	9,234.98	13,217,602	606,291,404	13,228,122
	VIETNAM	6,021.11	96,204	4,412,877	98,204
852790	Other radio telephonic and radio telegraphic receivers	397,755.51	2,173,537	99,700,142	2,417,911
	AUSTRALIA	93.27	16,599	761,397	17,235
	CANADA	115.35	2,354	107,978	2,920
	FRANCE	4.16	666	30,549	752
	GERMANY	79.13	3,140	144,032	3,762
	HONG KONG, CHINA	58.58	5,143	235,909	5,491
	JAPAN	40.06	19,770	906,850	20,621
	MALAYSIA	2,119.45	205,685	9,434,771	240,973
	MEXICO	92.23	16,195	742,865	16,225
	PEOPLE'S REPUBLIC OF CHINA	353,880.77	1,395,481	64,010,713	1,558,069
	REPUBLIC OF KOREA	19.78	527	24,173	560
	SINGAPORE	1,495.26	13,033	597,824	13,640
	TAIWAN (REP. OF CHINA)	10,111.42	143,795	6,595,877	163,969
	THAILAND	24,204.69	99,112	4,546,267	110,313
	UK OF GREAT BRITAIN AND N. IRELAND	53.21	17,102	784,469	17,584
	UNITED STATES OF AMERICA	5,388.15	234,935	10,776,468	245,797
8528	Reception apparatus for television, whether or not incorporating radio-broadcast receivers or sound or video recording or reproducing apparatus; video monitors and video projectors.	17,051,018.02	252,293,136	11,572,686,146	265,035,856
852812	Reception apparatus for television, whether or not incorporating radio-broadcast receivers or sound or video recording or reproducing apparatus, colored	7,796,956.99	98,146,814	4,501,994,358	101,150,297
	AUSTRALIA	124.71	582	26,696	582
	CAMBODIA (DEMOCRATIC KAMPUCHEA)	208.50	417	19,128	507
	CANADA	665.79	5,505	252,514	6,108
	EGYPT ARAB REPUBLIC	0.47	57	2,615	60
	GERMANY	950.75	7,999	366,914	8,248
	HONG KONG, CHINA	87,955.44	172,167	7,897,301	174,479
	INDONESIA	110,492.38	2,693,052	123,530,295	2,805,362
	JAPAN	1,395,776.62	260,111	11,931,291	289,094
	MALAYSIA	2,197,624.25	43,093,111	1,976,681,002	44,565,221
	NEW ZEALAND	49.54	2,025	92,887	2,556
	NORWAY	0.39	496	22,752	517
	PEOPLE'S REPUBLIC OF CHINA	1,491,994.01	8,480,270	388,989,985	8,810,623
	REPUBLIC OF KOREA	1,205,814.90	16,242,134	745,026,687	16,474,684
	SINGAPORE	837.09	51,225	2,349,690	53,217
	SWITZERLAND	4.34	99	4,541	104
	TAIWAN (REP. OF CHINA)	1,226.42	18,381	843,136	19,993
	THAILAND	149,904.26	2,310,945	106,003,047	2,395,089
	UK OF GREAT BRITAIN AND N. IRELAND	47.25	5,263	241,414	5,414
	UNITED STATES OF AMERICA	16,436.69	79,130	3,629,693	82,886
	VIETNAM	1,136,843.19	24,723,845	1,134,082,770	25,455,553
852813	Reception apparatus for television, whether or not incorporating radio-broadcast receivers or sound or video recording or reproducing apparatus, black and white or other monochrome	339.73	9,303	426,727	10,025
	FRANCE	30.87	998	45,778	1,263
	GERMANY	1.67	120	5,504	129
	JAPAN	23.53	3,843	176,278	4,011

TABLE 8 - Continued

PSCC CODE	COMMODITY AND COUNTRY OF ORIGIN	GROSS WEIGHT (GK)	FOB VALUE		CIF DOLLARS
			DOLLARS	PESOS	
	MALAYSIA	0.84	320	14,678	332
	PEOPLE'S REPUBLIC OF CHINA	12.33	935	42,888	998
	REPUBLIC OF KOREA	247.12	578	26,513	624
	SINGAPORE	23.37	2,509	115,088	2,668
852821	Video monitors, colored	3,712,978.59	39,201,284	1,798,162,896	42,018,166
	AUSTRALIA	3,060.91	49,639	2,276,941	51,408
	AUSTRIA	19.14	5,425	248,845	5,962
	BELGIUM	71.77	17,369	796,716	17,452
	CANADA	80.96	1,987	91,144	2,089
	COLOMBIA	2.96	127	5,825	145
	CROATIA	2.45	1,503	68,943	1,627
	CZECH REPUBLIC (CZECHOSLOVAKIA)	0.94	72	3,303	75
	DENMARK	4.35	633	29,036	689
	FRANCE	98.92	4,923	225,818	6,044
	GERMANY	6,211.53	170,872	7,837,899	187,380
	GREECE	983.63	17,443	800,110	18,637
	HONG KONG, CHINA	190,687.48	1,207,989	55,410,455	1,286,838
	INDIA	5.07	724	33,210	748
	INDONESIA	145,576.13	2,357,967	108,159,947	2,407,107
	IRELAND	384.32	26,563	1,218,444	31,822
	ISRAEL	36.61	2,385	109,400	2,530
	ITALY	32.96	9,705	445,169	9,835
	JAPAN	259,934.69	752,813	34,531,532	783,988
	MACAU	7.16	708	32,476	737
	MALAYSIA	108,912.88	1,903,141	87,297,077	2,205,959
	MEXICO	37.40	5,167	237,010	5,540
	NETHERLANDS	23.85	5,975	274,073	6,162
	NORWAY	8.70	2,974	136,417	3,125
	PEOPLE'S REPUBLIC OF CHINA	916,582.65	10,025,668	459,877,391	11,373,901
	REPUBLIC OF KOREA	1,526,904.60	2,323,433	106,575,872	2,471,276
	ROMANIA	240.66	11,050	506,864	12,644
	SERBIA	0.41	106	4,862	110
	SINGAPORE	406,834.09	17,513,689	803,352,915	18,196,154
	SOUTH AFRICA, REP. OF	947.65	11,671	535,349	12,635
	SPAIN	15.94	1,968	90,272	2,138
	SWEDEN	171.20	18,098	830,155	18,244
	SWITZERLAND	543.62	20,955	961,206	23,660
	TAIWAN (REP. OF CHINA)	96,340.13	403,674	18,516,526	429,910
	THAILAND	30,281.20	1,445,363	66,298,801	1,478,237
	TURKEY	6.27	5,235	240,129	5,240
	UK OF GREAT BRITAIN AND N. IRELAND	29.08	8,973	411,591	9,383
	UNITED ARAB EMIRATES, N.E.S.	574.69	12,135	556,632	13,384
	UNITED STATES OF AMERICA	17,302.48	852,195	39,090,185	934,274
	VIETNAM	19.11	967	44,356	1,077
852822	Video monitors, balck and white or other monochrome	26,574.11	316,249	14,506,341	331,861
	AUSTRALIA	0.83	1,013	46,466	1,083
	AUSTRIA	5.92	1,234	56,604	1,237
	FINLAND	592.02	6,530	299,531	6,966
	FRANCE	16.84	2,936	134,674	2,978
	GERMANY	46.16	5,900	270,633	6,270
	HONG KONG, CHINA	66.84	8,883	407,463	9,347
	INDIA	5.30	458	21,008	524
	INDONESIA	21.49	1,052	48,255	1,143
	ITALY	20.31	2,534	116,235	2,605
	JAPAN	11,098.85	38,021	1,744,023	43,088
	MALAYSIA	0.92	117	5,367	128
	PEOPLE'S REPUBLIC OF CHINA	3,219.30	30,616	1,404,356	31,671
	REPUBLIC OF KOREA	9,509.66	5,023	230,405	5,204
	SINGAPORE	131.57	15,330	703,187	15,736
	TAIWAN (REP. OF CHINA)	71.60	6,663	305,632	7,088
	THAILAND	100.34	8,765	402,051	8,869
	UK OF GREAT BRITAIN AND N. IRELAND	331.31	74,113	3,399,563	76,607
	UNITED STATES OF AMERICA	1,334.85	107,061	4,910,888	111,317
852830	Video projectors	5,514,168.60	114,619,486	5,257,595,824	121,525,507
	AUSTRALIA	1,301.43	321,225	14,734,591	346,736
	BELGIUM	47.38	9,846	451,636	10,022
	FRANCE	25.27	2,616	119,996	3,087
	GERMANY	2,151.77	27,371	1,255,507	29,666

TABLE 8 - *Continued*

PSCC CODE	COMMODITY AND COUNTRY OF ORIGIN	GROSS WEIGHT (GK)	FOB VALUE		CIF DOLLARS
			DOLLARS	PESOS	
	GHANA	3.35	98	4,495	145
	HONG KONG, CHINA	188,078.83	4,626,146	212,201,318	5,089,607
	INDIA	1,111.08	31,546	1,447,015	32,525
	INDONESIA	128,075.46	2,699,910	123,844,872	3,001,448
	ITALY	45.31	4,369	200,406	4,543
	JAPAN	8,887.85	676,167	31,015,780	711,642
	MACAU	153.92	1,423	65,274	1,469
	MALAYSIA	3,052,972.18	74,665,467	3,424,904,971	78,337,513
	NETHERLANDS	13.81	1,429	65,548	1,581
	NEW ZEALAND	240.59	333	15,275	356
	PEOPLE'S REPUBLIC OF CHINA	1,368,973.35	17,493,896	802,445,009	18,868,250
	REPUBLIC OF KOREA	228,722.39	800,747	36,730,265	824,879
	SINGAPORE	33,079.00	1,195,057	54,817,265	1,242,084
	SOLOMON ISLANDS (BRITISH)	0.42	832	38,164	907
	SWITZERLAND	230.70	13,091	600,484	13,987
	TAIWAN (REP. OF CHINA)	18,121.97	832,092	38,168,061	871,156
	THAILAND	312,540.83	6,683,722	306,582,327	7,110,710
	UK OF GREAT BRITAIN AND N. IRELAND	898.67	53,770	2,466,430	58,688
	UNITED ARAB EMIRATES, N.E.S.	2,357.44	150,271	6,892,931	156,425
	UNITED STATES OF AMERICA	5,113.20	412,530	18,922,751	433,352
	VIETNAM	161,022.40	3,915,532	179,605,453	4,374,729
8529	Parts suitable for use solely or principally with the apparatus of headings 85.25 to 85.28.	19,341,656.84	251,986,254	11,558,609,471	266,689,946
852910	Aerials and aerial reflectors of all kinds, parts suitable for use therewith	4,207,392.44	34,773,617	1,595,065,812	36,647,667
	AUSTRALIA	1,839.87	197,259	9,048,271	210,413
	AUSTRIA	6.16	996	45,687	1,071
	BELGIUM	168.69	2,853	130,867	2,855
	CANADA	981.70	81,582	3,742,167	85,098
	CZECH REPUBLIC (CZECHOSLOVAKIA)	161.93	9,771	448,196	18,303
	DENMARK	61.08	11,710	537,138	12,598
	FINLAND	6,371.74	224,474	10,296,622	252,045
	FRANCE	35,874.12	214,827	9,854,114	234,030
	GERMANY	18,413.78	443,841	20,358,987	461,344
	GREECE	20.02	2,570	117,886	2,719
	HONG KONG, CHINA	848,701.60	4,209,440	193,087,012	4,463,210
	HUNGARY	23.64	6,435	295,173	6,611
	INDIA	6,071.40	142,625	6,542,208	149,156
	INDONESIA	187.50	1,417	64,998	2,363
	ISRAEL	284.06	44,258	2,030,114	45,366
	ITALY	737.97	12,441	570,669	14,004
	JAPAN	44,056.83	1,841,547	84,471,762	1,979,457
	LITHUANIA	9.86	2,021	92,703	2,077
	MACAU	29.53	16,107	738,828	16,767
	MALAYSIA	391,291.57	868,504	39,838,278	942,962
	MEXICO	11.20	9,069	415,995	9,441
	NETHERLANDS	2,087.03	66,752	3,061,914	69,793
	NEW ZEALAND	14.98	957	43,898	1,106
	NORWAY	23.56	33,600	1,541,232	33,696
	PANAMA	4,057.84	1,746,070	80,092,231	1,789,403
	PEOPLE'S REPUBLIC OF CHINA	1,952,661.87	17,830,534	817,886,594	18,660,989
	POLAND	1.12	299	13,715	349
	QATAR	0.83	169	7,752	256
	REPUBLIC OF KOREA	20,634.39	502,226	23,037,106	551,993
	RUSSIAN FEDERATION	27,066.88	296,103	13,582,245	313,424
	SINGAPORE	9,176.13	357,330	16,390,725	378,664
	SLOVENIA	8.83	1,716	78,713	2,184
	SPAIN	115.90	30,796	1,412,613	33,036
	SWEDEN	48,095.02	2,530,163	116,058,577	2,703,468
	SWITZERLAND	37.91	37,049	1,699,438	42,394
	TAIWAN (REP. OF CHINA)	693,421.56	1,715,089	78,671,133	1,786,821
	THAILAND	1,470.98	31,345	1,437,795	32,783
	UK OF GREAT BRITAIN AND N. IRELAND	4,754.66	181,270	8,314,856	192,655
	UNITED ARAB EMIRATES, N.E.S.	7.98	887	40,687	912
	UNITED STATES OF AMERICA	86,685.68	1,061,537	48,692,702	1,134,783
	VIETNAM	1,765.04	5,978	274,211	7,068
852990	Other parts suitable for use solely or principally with the apparatus of headings No. 85.25 to 85.28	15,134,264.40	217,212,637	9,963,543,659	230,042,279
	ALBANIA	20.88	8,340	382,556	8,616

TABLE 8 - Continued

PSCC CODE	COMMODITY AND COUNTRY OF ORIGIN	GROSS WEIGHT (GK)	FOB VALUE		CIF
			DOLLARS	PESOS	DOLLARS
	AUSTRALIA	3,769.45	30,923	1,418,437	33,445
	AUSTRIA	369.27	68,244	3,130,352	68,592
	BELGIUM	844.17	21,737	997,076	24,283
	BRAZIL	737.30	515	23,623	546
	BRUNEI DARUSSALAM	4.87	707	32,430	779
	CAMEROON	17.40	4,270	195,865	4,508
	CANADA	8,843.50	118,298	5,426,330	124,703
	CZECH REPUBLIC (CZECHOSLOVAKIA)	38.28	5,188	237,973	5,624
	DEMOCRATIC PEOPLE'S REP. OF KOREA	7,504.78	2,184	100,180	2,651
	DENMARK	229.50	35,329	1,620,541	39,405
	ECUADOR	16.63	937	42,980	982
	ESTONIA	1.69	2,944	135,041	2,957
	FINLAND	2,269.61	76,615	3,514,330	90,791
	FRANCE	39,760.87	257,437	11,808,636	267,997
	GERMANY	16,482.00	875,298	40,149,920	929,811
	GREECE	209.07	4,895	224,534	5,749
	HONG KONG, CHINA	863,025.42	26,856,058	1,231,887,379	28,646,100
	HUNGARY	59.02	12,590	577,504	14,222
	INDIA	2,385.12	69,677	3,196,085	74,906
	INDONESIA	15,163.71	633,960	29,079,747	683,910
	IRAQ	5.50	4,222	193,663	4,859
	IRELAND	1,182.37	100,882	4,627,457	103,824
	ISRAEL	1,299.25	109,582	5,026,526	121,507
	ITALY	415.60	31,396	1,440,135	32,575
	JAPAN	3,352,843.99	17,520,897	803,683,545	18,964,586
	LITHUANIA	4.81	1,416	64,952	1,504
	MACAU	4.23	781	35,824	784
	MALAYSIA	285,454.00	5,290,973	242,696,931	5,778,754
	MEXICO	140.62	38,440	1,763,243	40,129
	NETHERLANDS	1,420.09	212,042	9,726,367	222,894
	NEW ZEALAND	282.66	626	28,715	690
	NIGERIA	64.40	3,058	140,270	3,304
	NORWAY	11.57	4,855	222,699	5,298
	PAKISTAN, ISLAMIC REP. OF	211.41	5,483	251,505	6,428
	PAPUA NEW GUINEA	74.54	660	30,274	687
	PEOPLE'S REPUBLIC OF CHINA	6,729,427.37	108,039,779	4,955,784,662	113,653,640
	POLAND	64.28	13,516	619,979	14,144
	PUERTO RICO	103.48	121,277	5,562,976	126,244
	REPUBLIC OF KOREA	3,384,081.77	36,722,703	1,684,470,385	38,869,813
	RUSSIAN FEDERATION	1.69	182	8,348	249
	SINGAPORE	70,397.95	3,406,729	156,266,659	3,584,455
	SPAIN	1,617.59	35,823	1,643,201	41,190
	SWEDEN	560.31	27,535	1,263,031	30,425
	SWITZERLAND	54.66	105,035	4,817,956	108,009
	TAIWAN (REP. OF CHINA)	132,172.01	2,712,473	124,421,139	2,829,895
	THAILAND	24,156.37	1,126,887	51,690,307	1,211,665
	UK OF GREAT BRITAIN AND N. IRELAND	1,430.55	270,990	12,430,311	285,443
	UNITED ARAB EMIRATES, N.E.S.	563.58	13,152	603,282	15,106
	UNITED STATES OF AMERICA	139,536.94	7,941,101	364,258,304	8,260,993
	VIETNAM	44,927.59	4,263,782	195,579,678	4,692,387
	VIRGIN ISLANDS (U.S.)	0.68	214	9,816	221
8530	Electrical signalling, safety or traffic control equipment for railways, tramways, roads, inland waterways, parking facilities, port installations or airfields (other than those of heading 86.08).	1,678,447.15	18,711,638	858,302,832	19,618,790
853010	Electrical signalling, safety or traffic control equipment for railways or tramways	141,282.10	4,859,484	222,904,531	4,912,220
	GERMANY	640.98	2,041	93,621	2,224
	PEOPLE'S REPUBLIC OF CHINA	98,047.17	3,448,402	158,178,200	3,467,301
	REPUBLIC OF KOREA	1,218.15	8,353	383,152	8,795
	SINGAPORE	31.91	1,021	46,833	1,221
	TAIWAN (REP. OF CHINA)	41,174.11	1,399,454	64,192,955	1,432,371
	UNITED STATES OF AMERICA	169.78	213	9,770	308
853080	Other electrical signalling, safety or traffic control equipment for railways or tramways, etc., n.e.s.	1,452,016.66	12,529,535	574,729,769	13,322,961
	AUSTRALIA	491.45	90,560	4,153,987	93,399
	CANADA	206.99	3,372	154,674	4,739
	CZECH REPUBLIC (CZECHOSLOVAKIA)	1,377.20	49,478	2,269,556	59,569
	FRANCE	26.71	5,253	240,955	5,287
	GERMANY	174,199.75	1,676,660	76,908,394	1,791,228

TABLE 8 - Continued

PSCC CODE	COMMODITY AND COUNTRY OF ORIGIN	GROSS WEIGHT (GK)	FOB VALUE		CIF DOLLARS
			DOLLARS	PESOS	
	HONG KONG, CHINA	748,134.79	2,509,509	115,111,178	2,587,677
	ITALY	5,356.53	77,336	3,547,402	79,870
	JAPAN	1,055.81	37,867	1,736,959	40,901
	MALAYSIA	39,127.80	590,350	27,079,355	616,238
	MEXICO	3,612.76	64,141	2,942,147	66,878
	NETHERLANDS	19.44	262	12,018	550
	PEOPLE'S REPUBLIC OF CHINA	292,073.93	2,145,943	98,434,405	2,218,106
	REPUBLIC OF KOREA	10,407.80	658,766	30,217,597	667,198
	SINGAPORE	1,392.87	133,818	6,138,232	143,033
	SOUTH AFRICA, REP. OF	283.14	3,859	177,012	4,123
	SPAIN	3,900.33	45,652	2,094,057	48,776
	SWEDEN	2,466.10	216,493	9,930,534	231,305
	TAIWAN (REP. OF CHINA)	162,638.80	4,154,902	190,585,355	4,592,733
	THAILAND	389.13	4,822	221,185	5,232
	TURKEY	1,549.12	21,746	997,489	23,234
	UK OF GREAT BRITAIN AND N. IRELAND	19.21	674	30,916	850
	UNITED ARAB EMIRATES, N.E.S.	808.81	6,166	282,834	6,335
	UNITED STATES OF AMERICA	2,478.19	31,906	1,463,528	35,700
853090	Parts of equipment of heading No. 85.30	85,148.39	1,322,619	60,668,532	1,383,609
	AUSTRALIA	306.09	9,442	433,105	11,302
	AUSTRIA	2,337.15	2,338	107,244	3,282
	FRANCE	622.15	32,044	1,469,858	33,501
	GERMANY	1.67	285	13,073	301
	HONG KONG, CHINA	219.28	12,498	573,283	12,922
	ITALY	333.38	80,859	3,709,002	82,995
	MALAYSIA	10,285.06	150,945	6,923,847	157,027
	PEOPLE'S REPUBLIC OF CHINA	54,105.24	532,538	24,427,518	569,604
	REPUBLIC OF KOREA	15,679.06	466,826	21,413,308	472,858
	SPAIN	291.08	1,561	71,603	1,756
	SWEDEN	965.13	32,124	1,473,528	36,869
	UNITED STATES OF AMERICA	3.10	1,159	53,163	1,192
8531	Electric sound or visual signalling apparatus (for example, bells, sirens, indicator panels, burglar or fire alarms), other than those of heading 85.12 or 85.30.	1,549,606.96	55,159,823	2,530,181,080	58,573,431
853110	Electric burglar or fire alarms and similar apparatus	259,954.27	5,807,132	266,373,144	6,082,760
	AUSTRALIA	1,278.10	279,180	12,805,986	287,629
	BELGIUM	53.24	3,313	151,968	3,758
	CANADA	1,456.86	75,362	3,456,854	84,599
	CYPRUS	5.22	5,775	264,899	6,240
	CZECH REPUBLIC (CZECHOSLOVAKIA)	1,299.35	15,008	688,417	15,788
	DENMARK	1.74	121	5,550	131
	FINLAND	50.07	18,787	861,760	19,774
	FRANCE	15.26	7,380	338,521	7,563
	GERMANY	2,228.64	137,035	6,285,795	144,644
	HONG KONG, CHINA	12,827.73	566,435	25,982,374	586,328
	INDIA	9.98	888	40,733	1,103
	ISRAEL	189.62	2,592	118,895	2,936
	ITALY	70.71	3,417	156,738	3,639
	JAPAN	10,077.84	750,329	34,417,590	784,035
	MALAYSIA	762.74	40,310	1,849,020	42,532
	MEXICO	162.00	8,605	394,711	8,772
	NETHERLANDS	380.89	79,318	3,638,317	80,677
	NEW ZEALAND	29.79	2,209	101,327	2,461
	NORWAY	513.76	44,944	2,061,581	48,940
	PEOPLE'S REPUBLIC OF CHINA	99,930.01	797,171	36,566,234	845,513
	PORTUGAL	224.83	8,014	367,603	9,318
	REPUBLIC OF KOREA	6,005.28	353,038	16,193,853	366,575
	SINGAPORE	65,926.77	1,217,828	55,861,769	1,264,697
	SWEDEN	728.35	7,590	348,153	8,337
	TAIWAN (REP. OF CHINA)	27,289.11	511,299	23,453,286	534,103
	THAILAND	7,202.83	240,348	11,024,763	248,009
	UK OF GREAT BRITAIN AND N. IRELAND	9,350.17	252,411	11,578,092	264,499
	UNITED STATES OF AMERICA	11,883.38	378,425	17,358,355	410,160
853120	Indicator panels incorporating liquid crystal devices (LCD) or light emitting diodes (LED)	763,159.82	37,356,243	1,713,530,865	39,873,570
	AUSTRALIA	6.06	126	5,780	175
	AUSTRIA	10.77	1,162	53,301	1,238

TABLE 8 - Continued

PSCC CODE	COMMODITY AND COUNTRY OF ORIGIN	GROSS WEIGHT (GK)	FOB VALUE		CIF DOLLARS
			DOLLARS	PESOS	
	CANADA	824.61	38,010	1,743,519	39,298
	FRANCE	17.11	2,156	98,896	2,235
	GERMANY	828.94	79,885	3,664,325	84,076
	HONG KONG, CHINA	33,300.07	2,002,190	91,840,455	2,120,077
	INDIA	1.12	37	1,697	39
	IRELAND	82.10	5,621	257,835	7,287
	JAPAN	44,719.81	26,063,670	1,195,540,543	28,165,883
	LITHUANIA	2.77	600	27,522	657
	MACAU	115.66	28,484	1,306,561	29,565
	MALAYSIA	667.36	7,927	363,611	8,555
	NETHERLANDS	203.89	948	43,485	996
	PEOPLE'S REPUBLIC OF CHINA	626,456.10	7,660,228	351,374,658	7,887,354
	POLAND	99.78	2,699	123,803	4,180
	REPUBLIC OF KOREA	6,301.86	93,438	4,286,001	97,514
	SINGAPORE	5,590.03	300,821	13,798,659	329,021
	SPAIN	87.48	5,914	271,275	6,113
	SWITZERLAND	86.93	7,335	336,456	7,540
	TAIWAN (REP. OF CHINA)	26,862.75	216,099	9,912,461	227,390
	THAILAND	11.00	2,057	94,355	2,336
	TUNISIA	2.25	766	35,136	828
	TURKEY	0.86	19	872	21
	UK OF GREAT BRITAIN AND N. IRELAND	13,522.18	638,143	29,271,619	644,285
	UNITED STATES OF AMERICA	443.46	172,514	7,913,217	180,096
	VIETNAM	2,914.87	25,394	1,164,823	26,811
853180	Other electric sound or visual signalling apparatus, n.e.s.	336,167.10	3,554,095	163,026,340	3,710,594
	AUSTRALIA	5,043.02	23,465	1,076,339	25,292
	AUSTRIA	566.77	11,346	520,441	12,260
	BELGIUM	18.59	109	5,000	262
	CANADA	712.01	29,077	1,333,763	33,010
	DENMARK	0.25	42	1,927	45
	FINLAND	2.03	281	12,889	307
	FRANCE	1,167.53	25,804	1,183,629	30,584
	GERMANY	4,624.42	138,216	6,339,968	142,985
	HONG KONG, CHINA	4,153.53	118,167	5,420,321	125,550
	INDIA	2,230.57	72,185	3,311,126	74,290
	ISRAEL	108.07	17,830	817,861	18,393
	ITALY	214.66	6,750	309,623	7,291
	JAPAN	3,660.38	202,678	9,296,840	217,299
	MALAYSIA	852.27	15,893	729,012	16,254
	NETHERLANDS	39.16	18,784	861,622	19,351
	PEOPLE'S REPUBLIC OF CHINA	211,017.53	1,705,830	78,246,422	1,779,278
	REPUBLIC OF KOREA	12,788.32	80,246	3,680,884	84,587
	SINGAPORE	12,347.82	103,490	4,747,088	108,630
	SPAIN	913.83	37,785	1,733,198	38,141
	SWITZERLAND	1.54	165	7,569	172
	TAIWAN (REP. OF CHINA)	11,120.70	83,253	3,818,815	88,311
	THAILAND	6,359.51	86,425	3,964,315	89,094
	UK OF GREAT BRITAIN AND N. IRELAND	51,598.15	620,501	28,462,380	632,151
	UNITED STATES OF AMERICA	6,626.44	155,773	7,145,308	167,057
853190	Parts of electric sound or visual signalling apparatus	190,325.77	8,442,353	387,250,731	8,906,507
	AUSTRALIA	983.01	41,072	1,883,972	42,888
	AUSTRIA	0.83	538	24,678	574
	BELGIUM	2.41	687	31,513	715
	CANADA	1,021.25	55,469	2,544,363	64,086
	CZECH REPUBLIC (CZECHOSLOVAKIA)	52.29	2,042	93,667	2,222
	DENMARK	23.51	828	37,980	948
	FINLAND	4.78	565	25,917	610
	FRANCE	5.12	704	32,292	806
	GERMANY	1,502.19	178,190	8,173,575	187,488
	HONG KONG, CHINA	5,049.02	219,455	10,066,400	228,113
	ICELAND	1.45	611	28,027	628
	INDIA	0.85	628	28,806	650
	INDONESIA	0.83	311	14,266	352
	ISRAEL	53.09	2,251	103,253	2,710
	ITALY	3,878.50	7,701	353,245	8,168
	JAPAN	12,885.11	945,137	43,353,433	1,040,446
	LIECHTENSTEIN	0.85	153	7,018	164
	MALAYSIA	737.41	35,284	1,618,477	36,961
	MEXICO	0.83	67	3,073	72
	NETHERLANDS	1,188.42	177,509	8,142,338	185,771

TABLE 8 - Continued

PSCC CODE	COMMODITY AND COUNTRY OF ORIGIN	GROSS WEIGHT (GK)	FOB VALUE		CIF DOLLARS
			DOLLARS	PESOS	
	NEW ZEALAND	168.81	35,889	1,646,229	37,371
	PEOPLE'S REPUBLIC OF CHINA	80,645.70	1,406,143	64,499,779	1,471,660
	REPUBLIC OF KOREA	3,059.82	215,772	9,897,462	228,785
	SINGAPORE	48,341.39	2,987,161	137,021,075	3,071,727
	SPAIN	256.11	2,756	126,418	4,561
	SWEDEN	2,403.57	112,058	5,140,101	119,729
	SWITZERLAND	1.22	131	6,009	136
	TAIWAN (REP. OF CHINA)	5,211.57	72,977	3,347,455	75,908
	THAILAND	9,623.09	1,015,340	46,573,646	1,137,887
	UK OF GREAT BRITAIN AND N. IRELAND	3,030.42	107,987	4,953,363	112,646
	UNITED STATES OF AMERICA	5,310.39	807,026	37,018,283	831,814
	VIETNAM	4,881.93	9,911	454,618	9,911
8532	Electrical capacitors, fixed, variable or adjustable (pre-set).	2,240,105.13	241,261,979	11,066,686,978	261,241,634
853210	Fixed capacitors designed for use in 50/60 Hz circuits and having a reactive power handling capacity of not less than 0.5 kvar (power capacitors)	358,059.88	7,852,257	360,183,027	8,545,542
	AUSTRALIA	12,664.30	309,734	14,207,499	330,837
	BRAZIL	1,525.80	68,805	3,156,085	74,558
	CANADA	12.61	11,651	534,431	11,992
	EL SALVADOR	10.17	2,675	122,702	3,086
	FINLAND	144.00	2,440	111,923	3,668
	FRANCE	935.05	19,311	885,796	23,589
	GERMANY	11,398.43	145,718	6,684,085	157,899
	HONG KONG, CHINA	37,542.60	673,922	30,912,802	733,954
	HUNGARY	78.53	2,051	94,079	2,185
	INDIA	13,995.90	186,284	8,544,847	197,054
	INDONESIA	88.98	2,422	111,097	3,036
	IRELAND	4,444.34	96,662	4,433,886	104,485
	ISRAEL	152.13	8,338	382,464	8,919
	ITALY	1,328.02	20,659	947,628	23,871
	JAPAN	8,400.75	529,658	24,295,412	598,039
	MALAYSIA	2,495.89	107,904	4,949,556	115,107
	MEXICO	213.09	17,373	796,900	19,711
	MYANMAR, UNION OF (BURMA)	0.02	84	3,853	91
	NETHERLANDS	60.26	37,765	1,732,281	41,324
	NEW CALEDONIA	649.77	18,204	835,017	20,466
	PEOPLE'S REPUBLIC OF CHINA	154,858.76	2,673,091	122,614,684	2,847,783
	PORTUGAL	11.42	354	16,238	386
	REPUBLIC OF KOREA	5,875.21	94,106	4,316,642	98,435
	SINGAPORE	65,519.08	1,913,741	87,783,300	2,141,228
	SLOVENIA	56.94	1,080	49,540	1,765
	SPAIN	47.30	2,782	127,610	3,073
	SRI LANKA (CEYLON)	5.65	105	4,816	145
	TAIWAN (REP. OF CHINA)	6,567.57	53,908	2,472,760	58,712
	THAILAND	2,585.38	23,862	1,094,550	24,899
	UNITED STATES OF AMERICA	26,391.93	827,568	37,960,544	895,245
853221	Tantalum fixed capacitors	14,978.08	1,924,715	88,286,676	2,056,330
	CZECH REPUBLIC (CZECHOSLOVAKIA)	399.57	120,748	5,538,711	134,481
	DENMARK	5.01	450	20,642	511
	EL SALVADOR	190.94	43,466	1,993,785	48,582
	GERMANY	0.32	104	4,770	107
	HONG KONG, CHINA	2,776.32	82,427	3,780,926	92,198
	HUNGARY	26.44	467	21,421	494
	ISRAEL	13.06	4,337	198,938	4,945
	JAPAN	7,629.14	554,439	25,432,117	577,205
	MEXICO	35.78	11,019	505,442	11,932
	PEOPLE'S REPUBLIC OF CHINA	39.51	5,451	250,037	6,092
	REPUBLIC OF KOREA	1,651.40	566,151	25,969,346	619,370
	SINGAPORE	565.84	71,876	3,296,952	75,389
	THAILAND	603.43	26,742	1,226,656	27,752
	UK OF GREAT BRITAIN AND N. IRELAND	262.39	10,163	466,177	10,458
	UNITED STATES OF AMERICA	778.93	426,875	19,580,756	446,814
853222	Aluminum electrolytic fixed capacitors	314,975.47	9,046,173	414,947,956	9,527,457
	AUSTRIA	3.23	283	12,981	381
	FINLAND	12.32	1,001	45,916	1,066
	GERMANY	0.54	25	1,147	31
	HONG KONG, CHINA	177,474.74	4,839,794	222,001,351	5,068,681

TABLE 8 - Continued

PSCC CODE	COMMODITY AND COUNTRY OF ORIGIN	GROSS WEIGHT (GK)	FOB VALUE		CIF DOLLARS
			DOLLARS	PESOS	
	INDIA	3,893.97	67,528	3,097,509	73,144
	INDONESIA	257.97	6,034	276,780	6,732
	IRELAND	80.11	1,966	90,180	2,046
	ITALY	384.05	7,401	339,484	7,971
	JAPAN	9,042.92	525,653	24,111,703	559,370
	MALAYSIA	2,557.74	97,853	4,488,517	110,631
	MEXICO	1,497.87	16,246	745,204	17,188
	PEOPLE'S REPUBLIC OF CHINA	63,739.26	1,420,861	65,174,894	1,477,345
	PUERTO RICO	0.58	2,301	105,547	2,365
	REPUBLIC OF KOREA	8,805.59	231,846	10,634,776	239,981
	SINGAPORE	28,410.20	1,037,856	47,606,455	1,126,288
	TAIWAN (REP. OF CHINA)	2,467.99	71,326	3,271,724	73,990
	THAILAND	346.95	7,304	335,034	7,572
	UK OF GREAT BRITAIN AND N. IRELAND	24.76	547	25,091	576
	UNITED STATES OF AMERICA	15,974.68	710,348	32,583,663	752,099
853223	Ceramic dielectric fixed capacitors, single layer	45,420.84	2,348,587	107,729,686	2,479,896
	FRANCE	1.53	122	5,596	130
	HONG KONG, CHINA	794.12	25,841	1,185,327	26,730
	JAPAN	9,103.95	1,417,077	65,001,322	1,497,118
	MALAYSIA	2.77	1,696	77,796	1,792
	PEOPLE'S REPUBLIC OF CHINA	24,656.35	258,046	11,836,570	275,212
	REPUBLIC OF KOREA	368.31	18,289	838,916	18,289
	SINGAPORE	8,154.06	481,569	22,089,570	509,799
	TAIWAN (REP. OF CHINA)	10.30	475	21,788	534
	THAILAND	2,310.10	74,000	3,394,380	76,196
	UNITED STATES OF AMERICA	19.35	71,472	3,278,421	74,096
853224	Ceramic dielectric fixed capacitors, multilayer	693,436.66	172,196,667	7,898,661,115	187,040,759
	BELGIUM	11.17	3,702	169,811	3,743
	BRAZIL	47.17	2,288	104,951	2,467
	CHILE	13.98	569	26,100	618
	CZECH REPUBLIC (CZECHOSLOVAKIA)	310.70	81,721	3,748,542	92,075
	DEMOCRATIC PEOPLE'S REP. OF KOREA	200.08	12,089	554,522	12,442
	EGYPT ARAB REPUBLIC	1.69	1,840	84,401	2,037
	EL SALVADOR	21.74	3,048	139,812	3,629
	FRANCE	516.85	11,966	548,880	13,056
	GERMANY	653.92	72,791	3,338,923	85,458
	HONG KONG, CHINA	22,328.71	1,004,025	46,054,627	1,127,603
	HUNGARY	2,162.21	84,860	3,892,528	90,229
	INDIA	32.79	893	40,962	961
	INDONESIA	133.48	11,759	539,385	12,892
	ISRAEL	22.36	7,802	357,878	8,561
	ITALY	6.39	93	4,266	100
	JAPAN	57,009.66	11,098,067	509,068,333	12,457,260
	MALAYSIA	2,789.86	877,803	40,264,824	945,580
	MEXICO	934.80	79,182	3,632,078	88,157
	NETHERLANDS	17.33	11,705	536,908	12,097
	PEOPLE'S REPUBLIC OF CHINA	222,386.73	35,248,020	1,616,826,677	37,477,016
	REPUBLIC OF KOREA	339,636.44	119,861,304	5,498,038,014	130,534,536
	ROMANIA	3.82	193	8,853	200
	SINGAPORE	33,656.24	2,772,119	127,157,099	3,047,964
	SWEDEN	193.29	312,699	14,343,503	332,067
	TAIWAN (REP. OF CHINA)	6,147.40	235,045	10,781,514	257,541
	THAILAND	2,056.95	72,093	3,306,906	82,395
	UK OF GREAT BRITAIN AND N. IRELAND	173.24	108,380	4,971,391	120,692
	UNITED ARAB EMIRATES, N.E.S.	0.64	1,236	56,695	1,317
	UNITED STATES OF AMERICA	1,958.56	218,925	10,042,090	227,586
	VIETNAM	8.46	450	20,642	480
853225	Paper/plastics dielectric fixed capacitors	28,068.86	844,048	38,716,483	884,278
	AUSTRIA	1.93	466	21,375	493
	BRAZIL	1,408.07	108,501	4,976,941	111,491
	CANADA	38.48	4,147	190,223	4,416
	COLOMBIA	412.39	19,073	874,879	19,799
	DENMARK	216.51	5,149	236,185	5,790
	FRANCE	0.37	109	5,000	113
	GERMANY	5.80	51	2,339	56
	GREECE	0.77	40	1,835	43
	HONG KONG, CHINA	4,245.98	69,918	3,207,139	74,818
	INDIA	3,651.66	50,591	2,320,609	54,418

TABLE 8 - Continued

PSCC CODE	COMMODITY AND COUNTRY OF ORIGIN	GROSS WEIGHT (GK)	FOB VALUE		CIF DOLLARS
			DOLLARS	PESOS	
	ITALY	828.88	9,360	429,343	9,807
	JAPAN	2,730.66	44,550	2,043,509	48,526
	MEXICO	5.62	661	30,320	773
	PEOPLE'S REPUBLIC OF CHINA	4,681.30	43,734	2,006,079	47,114
	REPUBLIC OF KOREA	8,013.02	135,633	6,221,486	143,097
	SINGAPORE	1,816.51	348,738	15,996,612	360,065
	UNITED STATES OF AMERICA	10.91	3,327	152,609	3,459
853229	Other fixed capacitors, n.e.s.	753,866.79	45,235,865	2,074,969,129	48,745,440
	AUSTRALIA	4.18	616	28,256	704
	AUSTRIA	0.90	225	10,321	267
	BELGIUM	17.06	4,014	184,122	4,030
	BRAZIL	354.10	18,686	857,127	20,311
	BULGARIA	2.25	73	3,349	76
	CANADA	1.36	83	3,807	90
	CROATIA	2.61	940	43,118	1,068
	CZECH REPUBLIC (CZECHOSLOVAKIA)	233.29	63,468	2,911,277	67,449
	EL SALVADOR	74.79	16,001	733,966	17,074
	FINLAND	456.50	13,325	611,218	14,544
	FRANCE	41.86	3,778	173,297	4,238
	GERMANY	17,984.49	854,941	39,216,144	917,229
	GREECE	35.41	941	43,164	1,058
	HONG KONG, CHINA	134,042.29	3,735,786	171,360,504	4,037,508
	HUNGARY	310.48	11,909	546,266	12,645
	INDIA	24,790.59	345,050	15,827,443	373,215
	INDONESIA	724.76	653,571	29,979,302	746,584
	IRELAND	1,510.69	37,044	1,699,208	40,157
	ISRAEL	300.40	16,984	779,056	19,122
	ITALY	2,184.21	100,585	4,613,834	106,231
	JAPAN	113,332.51	14,151,660	649,136,644	15,340,920
	MACEDONIA, THE FORMER YUGOSLAV REP. OF	11.23	1,154	52,934	1,219
	MALAYSIA	12,432.37	1,343,331	61,618,593	1,437,429
	MEXICO	838.28	111,413	5,110,514	121,477
	NETHERLANDS	103.57	12,272	562,917	14,098
	PEOPLE'S REPUBLIC OF CHINA	304,733.60	9,810,718	450,017,635	10,622,940
	PORTUGAL	24.91	1,611	73,897	1,843
	REPUBLIC OF KOREA	29,656.23	7,282,678	334,056,440	7,760,348
	RUSSIAN FEDERATION	0.64	129	5,917	151
	SINGAPORE	49,526.35	3,706,901	170,035,548	3,919,707
	SLOVENIA	108.38	23,394	1,073,082	25,560
	SPAIN	499.39	8,307	381,042	9,742
	SWEDEN	210.38	23,792	1,091,339	25,703
	SWITZERLAND	1.21	338	15,504	349
	TAIWAN (REP. OF CHINA)	22,245.11	706,696	32,416,146	768,900
	THAILAND	16,121.37	543,373	24,924,520	575,594
	UK OF GREAT BRITAIN AND N. IRELAND	151.05	102,343	4,694,473	105,274
	UNITED ARAB EMIRATES, N.E.S.	8.34	1,560	71,557	1,604
	UNITED STATES OF AMERICA	20,786.85	1,526,102	70,002,299	1,628,904
	VIETNAM	2.80	73	3,349	78
853230	Variable or adjustable (pre-set) capacitors, for radios	9,322.37	418,265	19,185,815	469,626
	BELGIUM	0.11	30	1,376	33
	FRANCE	4.46	69	3,165	143
	HONG KONG, CHINA	231.72	6,614	303,384	7,051
	IRELAND	515.72	19,068	874,649	20,562
	ITALY	79.61	5,059	232,056	5,710
	JAPAN	4,496.86	227,300	10,426,251	262,645
	NETHERLANDS	0.56	116	5,321	128
	PEOPLE'S REPUBLIC OF CHINA	1,298.10	43,741	2,006,399	47,714
	REPUBLIC OF KOREA	149.49	4,231	194,076	4,483
	SINGAPORE	573.69	58,420	2,679,726	64,537
	TAIWAN (REP. OF CHINA)	1,912.44	46,830	2,148,092	48,906
	UNITED STATES OF AMERICA	59.61	6,787	311,320	7,714
853290	Parts of electrical capacitors	21,976.18	1,395,402	64,007,091	1,492,306
	BELGIUM	3.68	322	14,770	358
	FINLAND	6.60	648	29,724	743
	FRANCE	3.88	2,469	113,253	2,908
	GERMANY	118.00	17,826	817,679	19,142
	HONG KONG, CHINA	254.61	86,383	3,962,388	100,880
	INDIA	162.88	2,068	94,859	2,246

TABLE 8 - Continued

PSCC CODE	COMMODITY AND COUNTRY OF ORIGIN	GROSS WEIGHT (GK)	FOB VALUE		CIF DOLLARS
			DOLLARS	PESOS	
	INDONESIA	5.06	323	14,816	371
	JAPAN	4,672.47	880,276	40,378,260	941,304
	MEXICO	12.17	1,026	47,063	1,026
	NETHERLANDS	10.51	13,717	629,199	14,523
	PEOPLE'S REPUBLIC OF CHINA	6,019.95	42,739	1,960,438	45,218
	REPUBLIC OF KOREA	6,894.19	137,671	6,314,969	138,353
	SINGAPORE	307.29	8,544	391,914	8,944
	SOUTH AFRICA, REP. OF	7.51	46	2,110	48
	TAIWAN (REP. OF CHINA)	1,897.64	54,169	2,484,732	59,350
	THAILAND	1,168.37	7,310	335,309	7,894
	UK OF GREAT BRITAIN AND N. IRELAND	166.16	8,309	381,134	9,565
	UNITED STATES OF AMERICA	265.21	131,556	6,034,474	139,433
8533	Electrical resistors (including rheostats and potentiometers), other than heating resistors.	290,242.67	22,112,192	1,014,286,249	24,288,400
853310	Fixed carbon resistors, composition or film types	46,602.04	5,573,045	255,635,576	5,932,312
	EGYPT ARAB REPUBLIC	3.91	319	14,633	367
	GERMANY	10.04	629	28,852	709
	HONG KONG, CHINA	6,991.55	394,287	18,085,945	430,346
	INDIA	173.34	1,501	68,851	1,958
	INDONESIA	1,463.69	92,702	4,252,241	106,384
	JAPAN	7,469.81	1,111,174	50,969,552	1,181,908
	MALAYSIA	4,105.34	178,343	8,180,593	188,848
	NETHERLANDS	0.17	61	2,798	64
	PEOPLE'S REPUBLIC OF CHINA	11,146.56	1,356,630	62,228,618	1,466,065
	PUERTO RICO	339.07	541,062	24,818,514	583,215
	REPUBLIC OF KOREA	67.48	13,149	603,145	13,996
	SINGAPORE	12,580.10	1,661,073	76,193,418	1,718,441
	SWEDEN	53.87	1,539	70,594	1,639
	TAIWAN (REP. OF CHINA)	1,152.52	84,006	3,853,355	91,222
	THAILAND	158.18	3,593	164,811	4,186
	UK OF GREAT BRITAIN AND N. IRELAND	154.42	19,003	871,668	20,347
	UNITED STATES OF AMERICA	731.99	113,974	5,227,988	122,617
853321	Fixed resistors for a power handling capacity not exceeding 20W	1,140.16	300,524	13,785,036	336,484
	CANADA	0.04	33	1,514	35
	GERMANY	3.69	963	44,173	1,047
	HONG KONG, CHINA	0.55	27	1,238	34
	INDIA	5.62	330	15,137	430
	ISRAEL	0.29	53	2,431	57
	JAPAN	629.01	168,916	7,748,177	182,773
	MALAYSIA	1.56	1,038	47,613	1,113
	MYANMAR, UNION OF (BURMA)	0.03	117	5,367	127
	PEOPLE'S REPUBLIC OF CHINA	63.62	878	40,274	1,044
	SINGAPORE	305.48	99,615	4,569,340	119,137
	SWITZERLAND	8.21	1,326	60,824	1,444
	TAIWAN (REP. OF CHINA)	1.75	33	1,514	117
	THAILAND	0.23	37	1,697	40
	UK OF GREAT BRITAIN AND N. IRELAND	8.65	476	21,834	495
	UNITED STATES OF AMERICA	111.43	26,682	1,223,903	28,591
853329	Other fixed resistors, n.e.s.	93,120.13	6,724,038	308,431,621	7,369,062
	ANDORRA	5.54	2,965	136,005	3,128
	AUSTRALIA	46.72	7,174	329,071	7,531
	AUSTRIA	17.09	15,175	696,077	15,822
	BELGIUM	23.22	2,335	107,106	2,509
	CANADA	8.20	2,317	106,281	2,446
	CROATIA	1.03	308	14,128	323
	CZECH REPUBLIC (CZECHOSLOVAKIA)	2.57	210	9,633	246
	DENMARK	30.35	2,565	117,657	2,952
	FINLAND	3.53	204	9,357	230
	FRANCE	739.33	18,467	847,081	19,559
	GERMANY	3,346.63	581,544	26,675,423	640,546
	HONG KONG, CHINA	19,864.96	654,271	30,011,411	728,572
	HUNGARY	1.18	352	16,146	354
	INDIA	213.74	6,123	280,862	6,651
	IRELAND	95.23	4,060	186,232	6,789
	ISRAEL	498.41	109,914	5,041,755	124,274
	ITALY	96.47	4,960	227,515	5,387

TABLE 8 - Continued

PSC CODE	COMMODITY AND COUNTRY OF ORIGIN	GROSS WEIGHT (GK)	FOB VALUE		CIF DOLLARS
			DOLLARS	PESOS	
	JAPAN	7,329.55	1,129,305	51,801,220	1,225,802
	MALAYSIA	10,405.37	244,393	11,210,307	280,525
	MEXICO	3.11	1,171	53,714	1,294
	NETHERLANDS	18.47	9,494	435,490	10,188
	PEOPLE'S REPUBLIC OF CHINA	12,659.84	812,489	37,268,870	887,184
	REPUBLIC OF KOREA	1,173.51	36,795	1,687,787	39,056
	ROMANIA	0.76	32	1,468	35
	RUSSIAN FEDERATION	0.64	157	7,202	184
	SINGAPORE	28,845.22	2,404,805	110,308,405	2,632,649
	SPAIN	154.85	2,587	118,666	3,237
	SWEDEN	0.11	59	2,706	62
	SWITZERLAND	5.58	1,704	78,162	1,763
	TAIWAN (REP. OF CHINA)	6,146.36	347,652	15,946,797	375,889
	THAILAND	154.02	4,365	200,223	5,297
	UK OF GREAT BRITAIN AND N. IRELAND	130.34	93,566	4,291,872	96,009
	UNITED STATES OF AMERICA	1,094.33	221,845	10,176,030	241,867
	VIETNAM	3.87	675	30,962	702
853331	Windwound variable resistors, including rheostats and potentiometers, for a power handling capacity not exceeding 20 W				
		166.75	9,727	446,177	10,541
	BARBADOS	0.81	504	23,118	546
	BELGIUM	3.83	340	15,596	359
	GERMANY	6.27	1,836	84,217	2,060
	PEOPLE'S REPUBLIC OF CHINA	1.12	367	16,834	378
	SINGAPORE	1.66	1,934	88,713	2,120
	UK OF GREAT BRITAIN AND N. IRELAND	153.06	4,746	217,699	5,078
853339	Other windwound variable resistors, including rheostats and potentiometers				
		18,079.95	1,772,681	81,312,879	1,941,366
	AUSTRALIA	7.15	268	12,293	297
	BARBADOS	3.88	2,284	104,767	2,437
	DENMARK	89.85	3,091	141,784	3,218
	FRANCE	5.26	69	3,165	74
	GERMANY	0.55	106	4,862	120
	HONG KONG, CHINA	5,439.78	149,377	6,851,923	159,631
	INDIA	473.64	15,318	702,637	16,817
	INDONESIA	5.08	641	29,403	667
	ITALY	12.85	343	15,733	395
	JAPAN	4,349.78	1,009,849	46,321,774	1,089,248
	MALAYSIA	113.73	3,595	164,903	3,714
	MEXICO	3.93	482	22,109	587
	PEOPLE'S REPUBLIC OF CHINA	4,794.46	72,665	3,333,144	80,135
	REPUBLIC OF KOREA	495.44	330,840	15,175,631	382,342
	ROMANIA	0.19	19	872	21
	SINGAPORE	1,162.72	157,032	7,203,058	172,901
	TAIWAN (REP. OF CHINA)	690.26	12,472	572,091	13,345
	UK OF GREAT BRITAIN AND N. IRELAND	65.86	3,704	169,902	4,129
	UNITED STATES OF AMERICA	365.54	10,526	482,828	11,288
853340	Other variable resistors, including rheostats and potentiometers				
		123,339.95	7,501,651	344,100,733	8,445,622
	AUSTRALIA	4.58	353	16,192	404
	AUSTRIA	22.18	10,192	467,507	10,786
	BARBADOS	0.24	1,331	61,053	1,369
	BELGIUM	26.15	2,917	133,804	2,993
	CANADA	27.02	509	23,348	549
	COSTA RICA	4.23	678	31,100	739
	CROATIA	41.23	14,535	666,721	17,210
	CZECH REPUBLIC (CZECHOSLOVAKIA)	4.77	546	25,045	643
	DEMOCRATIC PEOPLE'S REP. OF KOREA	195.76	3,485	159,857	3,583
	DENMARK	9.62	1,226	56,237	1,260
	FRANCE	23.73	1,242	56,971	1,414
	GERMANY	763.72	116,717	5,353,809	127,091
	HONG KONG, CHINA	30,868.48	1,048,602	48,099,373	1,113,355
	INDIA	1,481.64	47,546	2,180,935	51,317
	INDONESIA	9.63	1,216	55,778	1,315
	IRELAND	0.01	123	5,642	140
	ISRAEL	83.98	16,603	761,580	17,782
	ITALY	9.90	2,983	136,830	3,247
	JAPAN	11,170.07	1,530,353	70,197,292	1,621,296
	MALAYSIA	4,116.68	112,522	5,161,384	120,534

TABLE 8 - Continued

PSCC CODE	COMMODITY AND COUNTRY OF ORIGIN	GROSS WEIGHT (GK)	FOB VALUE		CIF DOLLARS
			DOLLARS	PESOS	
	MEXICO	6.87	2,306	105,776	2,469
	NETHERLANDS	178.49	8,096	371,364	8,628
	NORWAY	3.09	7,194	329,989	7,785
	PEOPLE'S REPUBLIC OF CHINA	37,791.41	1,809,492	83,001,398	1,951,798
	PUERTO RICO	43.03	77,253	3,543,595	79,432
	REPUBLIC OF KOREA	1,798.97	354,655	16,268,025	813,132
	SINGAPORE	19,077.29	1,307,500	59,975,024	1,393,314
	SLOVENIA	232.92	52,548	2,410,377	55,635
	SPAIN	11.77	565	25,917	582
	SWEDEN	6.43	3,388	155,408	3,577
	SWITZERLAND	64.59	16,099	738,461	16,985
	TAIWAN (REP. OF CHINA)	13,561.06	717,559	32,914,431	766,252
	THAILAND	387.11	54,716	2,509,823	62,390
	UK OF GREAT BRITAIN AND N. IRELAND	77.35	50,856	2,332,764	52,569
	UNITED ARAB EMIRATES, N.E.S.	528.17	2,243	102,886	2,474
	UNITED STATES OF AMERICA	707.01	111,217	5,101,524	118,489
	VIETNAM	0.77	12,285	563,513	13,084
853390	Parts of electrical resistors of heading No. 85.33	7,793.69	230,526	10,574,227	253,013
	FINLAND	26.40	6,958	319,163	7,235
	GERMANY	11.76	2,357	108,116	2,423
	HONG KONG, CHINA	66.32	1,610	73,851	1,721
	INDIA	240.15	7,810	358,245	8,537
	JAPAN	5,530.09	115,606	5,302,847	129,048
	PEOPLE'S REPUBLIC OF CHINA	367.18	4,451	204,167	4,907
	REPUBLIC OF KOREA	161.08	535	24,540	557
	SINGAPORE	1,199.98	89,890	4,123,254	97,007
	TAIWAN (REP. OF CHINA)	161.76	806	36,971	824
	UNITED STATES OF AMERICA	28.97	503	23,073	754
8534	Printed circuits.	2,250,298.91	177,712,751	8,151,683,885	191,372,339
853400	Printed circuits	2,250,298.91	177,712,751	8,151,683,885	191,372,339
	AFGHANISTAN	1,210.38	19,824	909,327	21,383
	AUSTRALIA	708.70	174,333	7,996,655	189,649
	AUSTRIA	2.13	1,701	78,025	1,761
	BELGIUM	128.48	11,781	540,394	12,449
	CANADA	277.44	40,732	1,868,377	45,698
	CHINESE TAIPEI	1.12	112	5,137	134
	COSTA RICA	29.68	7,331	336,273	7,977
	CZECH REPUBLIC (CZECHOSLOVAKIA)	207.10	27,597	1,265,874	28,735
	DEMOCRATIC PEOPLE'S REP. OF KOREA	105.89	12,252	561,999	12,647
	DENMARK	5.73	2,026	92,933	2,328
	EGYPT ARAB REPUBLIC	3.89	3,254	149,261	3,400
	FINLAND	3.25	3,839	176,095	4,097
	FRANCE	1,134.87	315,929	14,491,663	333,629
	GERMANY	2,715.31	671,817	30,816,245	724,532
	HONG KONG, CHINA	854,452.08	31,989,084	1,467,339,282	34,744,352
	HUNGARY	1.66	1,707	78,300	2,077
	INDIA	7,556.57	206,956	9,493,072	224,405
	INDONESIA	18,160.45	491,522	22,546,114	511,878
	IRELAND	1,261.95	160,282	7,352,136	175,063
	ITALY	170.14	137,734	6,317,858	144,093
	JAPAN	169,180.99	47,634,410	2,184,990,385	50,798,160
	MACAU	39.86	7,676	352,098	7,970
	MALAYSIA	7,058.79	1,564,723	71,773,844	1,643,279
	MALTA	0.13	38	1,743	40
	MEXICO	720.49	59,629	2,735,182	67,754
	MOROCCO	7.73	5,194	238,249	5,412
	NETHERLANDS	207.59	151,373	6,943,480	158,948
	NORWAY	0.56	3,792	173,939	3,997
	PEOPLE'S REPUBLIC OF CHINA	572,013.95	27,805,332	1,275,430,580	29,974,429
	REPUBLIC OF KOREA	111,766.39	24,071,551	1,104,162,044	25,867,133
	SINGAPORE	17,288.17	2,874,148	131,837,168	3,136,640
	SOUTH AFRICA, REP. OF	360.44	464	21,284	502
	SPAIN	411.32	21,612	991,343	22,357
	SWEDEN	342.72	30,889	1,416,878	33,846
	SWITZERLAND	94.23	36,373	1,668,429	38,566
	TAIWAN (REP. OF CHINA)	195,826.18	11,037,517	506,290,906	12,022,670
	THAILAND	176,481.07	11,434,441	524,497,808	12,312,044
	UK OF GREAT BRITAIN AND N. IRELAND	3,351.79	294,984	13,530,916	314,292
	UKRAINE (UKRAINIAN S.S.R.)	1.66	184	8,440	220

TABLE 8 - Continued

PSCC CODE	COMMODITY AND COUNTRY OF ORIGIN	GROSS WEIGHT (GK)	FOB VALUE		CIF DOLLARS
			DOLLARS	PESOS	
	UNITED STATES OF AMERICA	35,604.54	7,402,565	339,555,657	7,948,043
	URUGUAY	803.85	24,565	1,126,797	26,783
	VIETNAM	70,366.95	8,948,330	410,459,896	9,774,838
	VIRGIN ISLANDS (BRITISH)	232.05	22,898	1,050,331	23,836
	YEMEN, REPUBLIC OF	0.64	250	11,468	293
8535	Electrical apparatus for switching or protecting electrical circuits, or for making connections to or in electrical circuits (for example, switches, fuses, lightning arresters, voltage limiters, surge suppressors, plugs, junction boxes), for a voltage exceeding 1,000 volts.	5,430,018.46	95,825,443	4,395,513,069	100,914,938
853510	Fuses, for a voltage exceeding 1,000 volts	456,369.11	9,390,374	430,736,457	9,905,615
	AUSTRALIA	833.53	176,248	8,084,496	197,513
	AUSTRIA	0.84	67	3,073	72
	BELGIUM	98.72	1,488	68,255	1,560
	BRAZIL	6,177.97	23,457	1,075,973	25,228
	DENMARK	1,163.69	57,232	2,625,232	61,765
	FRANCE	305.65	22,370	1,026,112	23,640
	GERMANY	14,364.21	531,137	24,363,254	594,932
	HONG KONG, CHINA	11,828.14	550,511	25,251,940	586,572
	INDIA	579.21	22,712	1,041,799	23,768
	IRELAND	300.88	18,743	859,741	20,487
	ISRAEL	1.47	97	4,449	116
	ITALY	1,667.59	20,255	929,097	22,235
	JAPAN	14,716.60	1,216,128	55,783,791	1,293,864
	MALAYSIA	34.61	1,936	88,804	2,171
	MEXICO	79.79	26,170	1,200,418	27,281
	NETHERLANDS	54.40	9,547	437,921	10,124
	PEOPLE'S REPUBLIC OF CHINA	325,901.75	2,712,910	124,441,182	2,817,229
	POLAND	26.41	364	16,697	623
	REPUBLIC OF KOREA	1,405.55	114,101	5,233,813	121,903
	SINGAPORE	5,884.98	1,124,979	51,602,787	1,159,636
	SPAIN	62.59	1,198	54,952	1,405
	SWITZERLAND	7.06	1,950	89,447	2,004
	TAIWAN (REP. OF CHINA)	1,758.57	70,918	3,253,009	76,081
	THAILAND	4.17	2,634	120,822	2,814
	TURKEY	2,140.60	19,886	912,171	21,551
	U.S. MINOR OUTLYING ISLANDS	26.71	2,714	124,491	2,904
	UK OF GREAT BRITAIN AND N. IRELAND	1,670.99	303,206	13,908,059	325,404
	UNITED STATES OF AMERICA	65,272.43	2,357,416	108,134,672	2,482,733
853521	Automatic circuit breakers, for a voltage of less than 72.5 kV	539,402.94	10,155,963	465,854,025	11,072,625
	AUSTRALIA	42,829.41	868,584	39,841,948	911,289
	BRAZIL	1,931.71	31,385	1,439,630	32,846
	DEMOCRATIC PEOPLE'S REP. OF KOREA	3,546.82	2,339	107,290	2,430
	FRANCE	179.93	18,607	853,503	20,464
	GERMANY	20,616.26	727,574	33,373,820	762,561
	HONG KONG, CHINA	786.78	27,220	1,248,582	29,716
	INDIA	10,125.72	89,678	4,113,530	95,502
	INDONESIA	14,093.61	162,722	7,464,058	175,475
	ITALY	2,183.06	31,547	1,447,061	37,379
	JAPAN	30,698.98	349,096	16,013,033	362,070
	MALAYSIA	4,445.83	22,857	1,048,451	23,271
	MEXICO	1,739.23	44,980	2,063,232	47,335
	NETHERLANDS	21.99	5,197	238,386	5,608
	PEOPLE'S REPUBLIC OF CHINA	237,652.88	4,251,819	195,030,938	4,425,326
	REPUBLIC OF KOREA	70,524.76	806,724	37,004,430	828,882
	SINGAPORE	21,224.32	333,107	15,279,619	360,426
	SWEDEN	3.29	424	19,449	454
	SWITZERLAND	777.66	29,388	1,348,028	30,819
	TAIWAN (REP. OF CHINA)	1,353.49	30,530	1,400,411	31,594
	TURKEY	31.33	523	23,990	1,000
	UK OF GREAT BRITAIN AND N. IRELAND	20,042.75	35,265	1,617,605	37,338
	UNITED STATES OF AMERICA	51,393.13	2,270,397	104,143,111	2,834,804
	VIETNAM	3,200.00	16,000	733,920	16,036
853529	Other automatic circuit breakers	803,373.21	8,802,975	403,792,463	9,126,619
	AUSTRALIA	46.96	6,527	299,394	6,579
	BELGIUM	229.62	6,597	302,604	6,778
	DENMARK	160.22	22,303	1,023,039	22,429

TABLE 8 - Continued

PSCC CODE	COMMODITY AND COUNTRY OF ORIGIN	GROSS WEIGHT (GK)	FOB VALUE		CIF
			DOLLARS	PESOS	DOLLARS
	GERMANY	46,859.71	918,091	42,112,834	954,459
	HONG KONG, CHINA	197.80	3,166	145,224	3,346
	INDIA	108,502.25	1,175,585	53,924,084	1,185,247
	ITALY	2,234.72	88,850	4,075,549	98,738
	JAPAN	3,731.59	96,803	4,440,354	101,676
	MALAYSIA	640.23	231,211	10,605,649	247,473
	MEXICO	3,390.10	87,189	3,999,359	89,011
	NETHERLANDS	0.83	84	3,853	90
	PEOPLE'S REPUBLIC OF CHINA	555,679.04	3,754,108	172,200,934	3,928,902
	REPUBLIC OF KOREA	5,668.22	52,079	2,388,863	54,528
	SINGAPORE	17,339.09	314,571	14,429,372	330,707
	SWEDEN	3,431.34	59,898	2,747,521	63,159
	SWITZERLAND	9,154.40	453,182	20,787,458	467,720
	TAIWAN (REP. OF CHINA)	8,237.44	32,687	1,499,352	34,854
	THAILAND	479.68	819	37,568	1,145
	UK OF GREAT BRITAIN AND N. IRELAND	78.95	5,139	235,726	5,282
	UNITED ARAB EMIRATES, N.E.S.	5,321.18	33,119	1,519,169	34,053
	UNITED STATES OF AMERICA	31,947.32	1,426,833	65,448,830	1,455,371
	VIETNAM	42.52	34,134	1,565,727	35,072
853530	Isolating switches and make-and-break switches	621,503.14	11,903,833	546,028,820	12,255,951
	AUSTRALIA	184.60	120,987	5,549,674	124,392
	BELGIUM	122.97	6,358	291,642	6,576
	FRANCE	273.28	3,617	165,911	4,586
	GERMANY	28,369.46	1,022,986	46,924,368	1,043,736
	HONG KONG, CHINA	336.13	21,971	1,007,810	24,863
	INDIA	18,425.41	147,331	6,758,073	150,718
	INDONESIA	13,068.23	130,130	5,969,063	149,752
	IRELAND	1.70	1,484	68,071	1,526
	ISRAEL	871.62	16,449	754,516	18,266
	ITALY	41,800.19	297,958	13,667,333	305,620
	JAPAN	41,179.26	215,123	9,867,691	229,463
	MALAYSIA	0.44	1,846	84,676	1,898
	MEXICO	1,267.63	16,933	776,717	18,092
	NETHERLANDS	474.87	12,376	567,687	12,765
	PEOPLE'S REPUBLIC OF CHINA	286,033.17	6,171,178	283,071,935	6,318,119
	POLAND	6,094.03	63,712	2,922,469	71,053
	REPUBLIC OF KOREA	23,419.99	185,846	8,524,757	199,414
	SINGAPORE	3,020.03	120,987	5,549,673	126,299
	SPAIN	3,523.02	13,659	626,539	15,243
	SWEDEN	10.50	1,974	90,547	2,104
	SWITZERLAND	8.35	769	35,274	1,041
	TAIWAN (REP. OF CHINA)	12,854.35	31,341	1,437,611	33,975
	THAILAND	3,231.39	72,355	3,318,924	75,032
	TURKEY	7,102.80	59,619	2,734,724	66,671
	UK OF GREAT BRITAIN AND N. IRELAND	116.82	4,566	209,442	4,770
	UNITED ARAB EMIRATES, N.E.S.	9.00	31	1,422	33
	UNITED STATES OF AMERICA	129,700.15	3,162,197	145,049,977	3,249,891
	VIETNAM	3.75	50	2,294	53
853540	Lighting arresters, voltage limiters and surge suppressors	524,126.79	4,674,317	214,410,919	4,973,516
	AUSTRALIA	564.17	28,081	1,288,075	29,045
	AUSTRIA	6.75	22,963	1,053,313	23,595
	BELGIUM	531.71	4,842	222,103	5,120
	CANADA	3.12	358	16,421	382
	CZECH REPUBLIC (CZECHOSLOVAKIA)	8.07	463	21,238	476
	FINLAND	2.50	180	8,257	192
	FRANCE	25,443.46	227,208	10,422,031	240,619
	GERMANY	20,514.86	379,812	17,421,976	391,955
	HONG KONG, CHINA	4,138.50	129,824	5,955,027	142,199
	INDIA	9,314.48	136,496	6,261,072	159,492
	INDONESIA	0.84	835	38,301	875
	ITALY	7.38	1,058	48,530	1,119
	JAPAN	354.28	63,635	2,918,937	66,120
	MALAYSIA	425.64	18,176	833,733	19,744
	MEXICO	15.84	2,106	96,602	2,286
	NETHERLANDS	15.85	4,890	224,304	5,347
	PEOPLE'S REPUBLIC OF CHINA	153,262.98	814,884	37,378,729	848,629
	REPUBLIC OF KOREA	15,056.52	26,957	1,236,518	29,477
	SINGAPORE	7,593.18	117,984	5,411,926	125,323
	SPAIN	3,117.23	88,538	4,061,238	96,398
	SWEDEN	4,902.99	81,455	3,736,341	87,554

TABLE 8 - *Continued*

PSC CODE	COMMODITY AND COUNTRY OF ORIGIN	GROSS WEIGHT (GK)	FOB VALUE		CIF DOLLARS
			DOLLARS	PESOS	
	SWITZERLAND	16.26	1,916	87,887	2,023
	TAIWAN (REP. OF CHINA)	203,721.03	1,386,707	63,608,250	1,486,581
	THAILAND	5,368.40	32,076	1,471,327	32,690
	TURKEY	115.29	7,827	359,024	8,048
	UNITED STATES OF AMERICA	66,679.73	1,079,756	49,528,407	1,152,324
	VIETNAM	2,945.73	15,290	701,352	15,903
853590	Other apparatus for switching or protecting electrical circuits, or for making connections to or in electrical circuits	2,485,243.27	50,897,981	2,334,690,385	53,580,612
	AUSTRALIA	4,179.00	59,684	2,737,705	68,306
	AUSTRIA	42.34	6,128	281,091	6,980
	BELGIUM	6,491.38	145,564	6,677,020	159,545
	BRAZIL	623.74	16,822	771,625	17,289
	BULGARIA	1,127.31	139,840	6,414,461	168,308
	CANADA	27.12	681	31,237	755
	CHILE	200.93	3,756	172,287	5,455
	COSTA RICA	2.69	787	36,100	877
	CZECH REPUBLIC (CZECHOSLOVAKIA)	4,516.92	143,629	6,588,262	159,136
	DENMARK	13.00	5,431	249,120	5,885
	ESTONIA	1.74	968	44,402	1,025
	FRANCE	305.45	51,846	2,378,176	57,058
	GERMANY	27,697.28	1,133,613	51,998,829	1,219,248
	GUAM	135.56	297	13,623	305
	HONG KONG, CHINA	95,115.83	2,796,495	128,275,225	3,026,167
	INDIA	108,914.83	1,899,315	87,121,579	2,026,363
	INDONESIA	23,077.91	375,649	17,231,019	391,061
	IRELAND	321.21	4,126	189,260	4,464
	ISRAEL	124.87	14,526	666,308	15,788
	ITALY	396.88	7,222	331,273	8,676
	JAPAN	1,036,034.12	23,638,725	1,084,308,316	24,504,196
	LUXEMBOURG	7.50	1,079	49,494	1,152
	MALAYSIA	7,716.50	156,973	7,200,351	166,565
	MEXICO	409.34	25,097	1,151,199	25,943
	NETHERLANDS	8,522.90	243,374	11,163,566	253,624
	PEOPLE'S REPUBLIC OF CHINA	557,759.64	5,241,103	240,409,394	5,485,197
	POLAND	528.73	11,815	541,954	13,732
	PORTUGAL	10.00	45	2,064	49
	REPUBLIC OF KOREA	200,630.74	4,048,615	185,709,970	4,324,722
	SINGAPORE	137,710.98	5,627,371	258,127,508	6,002,084
	SOUTH AFRICA, REP. OF	87.07	60	2,752	73
	SPAIN	609.27	5,939	272,422	6,858
	SWEDEN	363.93	76,240	3,497,129	82,486
	SWITZERLAND	7,727.28	617,689	28,333,394	640,926
	TAIWAN (REP. OF CHINA)	98,509.93	1,337,697	61,360,161	1,447,581
	THAILAND	21,567.84	189,984	8,714,566	197,779
	TURKEY	1,651.73	19,265	883,686	22,864
	UK OF GREAT BRITAIN AND N. IRELAND	3,313.01	93,441	4,286,139	99,620
	UNITED ARAB EMIRATES, N.E.S.	50.97	1,746	80,089	1,866
	UNITED STATES OF AMERICA	114,779.44	2,743,238	125,832,327	2,947,978
	VIETNAM	13,936.36	12,106	555,302	12,626
8536	Electrical apparatus for switching or protecting electrical circuits, or for making connections to or in electrical circuits (for example, switches, relays, fuses, surge suppressors, plugs, sockets, lamp-holders, junction boxes), for a voltage not exceeding 1,000 volts.	26,031,464.40	441,805,163	20,265,602,843	470,745,483
853610	Fuses, for a voltage not exceeding 1,000 volts	880,096.16	21,404,094	981,805,793	22,508,251
	AUSTRALIA	194.29	15,193	696,903	15,987
	AUSTRIA	6,382.02	178,672	8,195,685	185,990
	BELGIUM	2,479.44	34,741	1,593,570	37,073
	BRAZIL	4.41	1,877	86,098	1,883
	CANADA	166.57	10,981	503,698	11,758
	COSTA RICA	0.32	112	5,137	117
	DENMARK	8.32	688	31,559	704
	EGYPT ARAB REPUBLIC	103.82	1,646	75,502	1,693
	FINLAND	18.21	4,372	200,544	4,569
	FRANCE	7,820.33	166,976	7,659,189	176,531
	GERMANY	1,021.88	152,016	6,972,973	161,488
	HONG KONG, CHINA	67,458.37	2,094,276	96,064,439	2,223,704
	HUNGARY	39.76	1,289	59,126	1,767
	INDIA	5,838.48	91,607	4,202,014	96,744

TABLE 8 - Continued

PSCC CODE	COMMODITY AND COUNTRY OF ORIGIN	GROSS WEIGHT (GK)	FOB VALUE		CIF
			DOLLARS	PESOS	DOLLARS
	INDONESIA	121.15	1,458	66,878	1,737
	IRELAND	5,438.81	93,072	4,269,213	98,021
	ISRAEL	407.81	4,262	195,498	4,402
	ITALY	1,566.34	19,851	910,565	22,784
	JAPAN	520,454.83	12,362,591	567,072,050	12,894,520
	MALAYSIA	4,529.66	47,572	2,182,128	49,924
	MEXICO	5,909.21	216,213	9,917,690	241,402
	NETHERLANDS	34.05	2,239	102,703	2,372
	NEW ZEALAND	5.92	2,724	124,950	2,785
	NORWAY	1.31	2,483	113,895	2,553
	PEOPLE'S REPUBLIC OF CHINA	80,097.21	1,237,518	56,764,951	1,301,512
	POLAND	13.04	969	44,448	1,128
	PORTUGAL	154.84	1,454	66,695	1,495
	REPUBLIC OF KOREA	4,034.09	91,343	4,189,904	98,911
	SINGAPORE	36,020.64	1,618,346	74,233,531	1,703,350
	SPAIN	1,822.32	10,844	497,414	11,769
	SWEDEN	20.73	26,142	1,199,134	27,155
	SWITZERLAND	2,162.17	89,059	4,085,137	96,337
	TAIWAN (REP. OF CHINA)	7,188.85	348,231	15,973,356	370,477
	THAILAND	78,231.98	862,720	39,572,966	901,930
	TURKEY	0.91	250	11,468	311
	UK OF GREAT BRITAIN AND N. IRELAND	1,132.05	102,392	4,696,721	110,065
	UNITED ARAB EMIRATES, N.E.S.	204.34	14,129	648,097	15,617
	UNITED STATES OF AMERICA	38,584.96	1,481,324	67,948,332	1,614,561
	VIETNAM	422.72	12,462	571,632	13,125
853620	Automatic circuit breakers, for electro-thermic domestic appliances of heading No. 85.16	2,707,610.51	40,916,137	1,876,823,210	43,532,749
	AUSTRALIA	10,365.98	335,672	15,397,275	355,795
	AUSTRIA	21.06	3,095	141,968	3,303
	BELGIUM	989.10	45,518	2,087,911	46,384
	BRAZIL	3,642.30	88,162	4,043,991	89,423
	BULGARIA	69.40	5,217	239,304	5,590
	CANADA	11.59	1,224	56,145	1,284
	DEMOCRATIC PEOPLE'S REP. OF KOREA	5,917.88	61,469	2,819,583	62,261
	DENMARK	258.32	19,756	906,208	20,334
	FINLAND	2,798.36	184,095	8,444,438	206,119
	FRANCE	3,663.53	107,359	4,924,558	120,448
	GERMANY	51,909.61	1,417,820	65,035,404	1,461,841
	HONG KONG, CHINA	829,383.57	7,963,832	365,300,974	8,979,765
	INDIA	33,534.45	555,572	25,484,087	592,455
	INDONESIA	19,576.15	587,279	26,938,488	607,443
	IRELAND	999.06	15,547	713,141	16,157
	ISRAEL	195.11	3,465	158,940	3,563
	ITALY	48,971.48	4,973,695	228,143,390	5,131,576
	JAPAN	71,820.57	929,436	42,633,229	1,011,023
	JORDAN	2.51	41	1,881	43
	LUXEMBOURG	1.66	272	12,477	291
	MALAYSIA	531.01	31,921	1,464,216	33,687
	MEXICO	978.39	12,678	581,540	13,129
	NETHERLANDS	17.48	2,354	107,978	2,460
	PEOPLE'S REPUBLIC OF CHINA	991,947.12	8,639,661	396,301,251	9,024,026
	POLAND	13.43	282	12,935	292
	QATAR	136.91	3,859	177,012	4,654
	REPUBLIC OF KOREA	230,473.72	3,402,717	156,082,629	3,527,367
	SAUDI ARABIA	1.67	200	9,174	229
	SINGAPORE	218,452.50	8,065,704	369,973,843	8,562,130
	SOUTH AFRICA, REP. OF	10.16	873	40,045	932
	SPAIN	400.00	14,904	683,646	16,171
	SWEDEN	21.60	1,521	69,768	1,691
	SWITZERLAND	559.77	51,908	2,381,020	60,580
	TAIWAN (REP. OF CHINA)	10,271.55	50,717	2,326,389	53,616
	THAILAND	49,666.18	785,732	36,041,527	818,328
	TURKEY	3,040.11	15,479	710,022	17,851
	UK OF GREAT BRITAIN AND N. IRELAND	2,022.03	239,825	11,000,773	250,017
	UNITED ARAB EMIRATES, N.E.S.	172.18	12,237	561,311	13,375
	UNITED STATES OF AMERICA	114,488.38	2,279,206	104,547,179	2,410,764
	VIETNAM	274.63	5,833	267,560	6,352
853630	Other apparatus for protecting electrical circuits	245,019.12	3,251,169	149,131,123	3,466,449
	AUSTRALIA	2,160.40	36,297	1,664,944	41,243
	AUSTRIA	1,278.97	116,092	5,325,140	126,525

TABLE 8 - *Continued*

PSCC CODE	COMMODITY AND COUNTRY OF ORIGIN	GROSS WEIGHT (GK)	FOB VALUE		CIF DOLLARS
			DOLLARS	PESOS	
	BELGIUM	1,580.69	61,604	2,825,775	63,354
	DENMARK	122.22	10,796	495,213	11,393
	FINLAND	3.63	64	2,936	1,612
	FRANCE	12,758.19	303,378	13,915,949	328,067
	GERMANY	28,150.17	272,135	12,482,833	288,317
	HONG KONG, CHINA	274.06	49,747	2,281,895	52,833
	INDIA	1,957.00	3,786	173,664	4,054
	INDONESIA	2,615.62	198,880	9,122,626	207,042
	ITALY	50.97	2,078	95,318	2,257
	JAPAN	22,548.42	168,733	7,739,783	179,605
	MALAYSIA	45.57	8,345	382,785	8,596
	MEXICO	23.39	2,260	103,666	2,425
	NETHERLANDS	80.84	11,229	515,074	12,070
	PEOPLE'S REPUBLIC OF CHINA	122,457.37	794,587	36,447,706	828,189
	REPUBLIC OF KOREA	2,031.06	33,046	1,515,820	36,929
	ROMANIA	1.66	133	6,101	142
	SINGAPORE	17,419.72	332,971	15,273,379	367,188
	SPAIN	59.72	4,527	207,653	5,007
	SWEDEN	42.00	11,061	507,368	11,734
	SWITZERLAND	36.60	5,378	246,689	5,673
	TAIWAN (REP. OF CHINA)	4,088.88	27,393	1,256,517	29,369
	THAILAND	5,244.71	142,559	6,539,181	147,214
	UK OF GREAT BRITAIN AND N. IRELAND	416.59	16,402	752,360	17,841
	UNITED STATES OF AMERICA	19,570.67	637,688	29,250,748	687,770
853641	Relays, for a voltage not exceeding 60 V	188,063.51	5,326,354	244,319,857	5,672,213
	AUSTRALIA	78.76	2,836	130,087	3,015
	AUSTRIA	1.21	463	21,238	552
	BELGIUM	82.93	5,785	265,358	6,429
	CANADA	1.54	139	6,376	148
	CZECH REPUBLIC (CZECHOSLOVAKIA)	1.54	700	32,109	746
	DENMARK	135.40	9,871	452,783	10,942
	FINLAND	0.58	21	963	23
	FRANCE	93.70	5,471	250,955	6,284
	GERMANY	994.74	91,239	4,185,133	97,421
	HONG KONG, CHINA	12,225.88	530,906	24,352,658	573,977
	HUNGARY	0.61	114	5,229	126
	INDIA	4,776.73	124,484	5,710,081	132,276
	INDONESIA	2,366.43	30,267	1,388,347	31,730
	IRELAND	230.33	5,968	273,752	6,507
	ISRAEL	0.56	111	5,092	119
	ITALY	303.37	9,983	457,920	10,571
	JAPAN	28,821.16	1,193,983	54,768,000	1,275,515
	KENYA	2.23	24	1,101	26
	MALAYSIA	669.41	32,650	1,497,656	35,013
	MEXICO	50.94	14,059	644,886	14,964
	NETHERLANDS	981.45	34,351	1,575,680	37,253
	PEOPLE'S REPUBLIC OF CHINA	88,117.44	1,688,439	77,448,697	1,793,904
	PORTUGAL	8,060.06	233,520	10,711,562	247,090
	REPUBLIC OF KOREA	10,836.56	240,541	11,033,616	254,865
	SINGAPORE	8,486.04	363,165	16,658,379	381,118
	SPAIN	57.84	2,375	108,941	2,442
	SWEDEN	32.44	2,469	113,253	2,667
	SWITZERLAND	96.38	2,841	130,317	2,949
	TAIWAN (REP. OF CHINA)	9,406.34	208,668	9,571,601	223,819
	THAILAND	1,692.18	26,058	1,195,280	28,040
	UK OF GREAT BRITAIN AND N. IRELAND	638.91	57,711	2,647,204	62,018
	UNITED STATES OF AMERICA	8,818.85	407,098	18,673,585	429,584
	VIETNAM	0.97	44	2,018	80
853649	Relays, for a voltage exceeding 60 V, n.e.s.	643,023.28	16,056,294	736,502,206	17,166,495
	AUSTRALIA	223.63	19,763	906,529	20,533
	AUSTRIA	70.70	14,531	666,537	15,412
	BELGIUM	681.18	23,875	1,095,146	25,109
	BRAZIL	6.76	281	12,889	294
	CANADA	138.07	5,781	265,174	6,681
	CROATIA	65.93	1,797	82,428	1,951
	CYPRUS	0.58	1,358	62,291	1,396
	CZECH REPUBLIC (CZECHOSLOVAKIA)	1,907.85	62,862	2,883,480	64,913
	DENMARK	114.20	10,057	461,315	10,962
	DOMINICAN REPUBLIC	4.63	172	7,890	183
	FINLAND	486.83	143,406	6,578,033	151,227

TABLE 8 - Continued

PSCC CODE	COMMODITY AND COUNTRY OF ORIGIN	GROSS WEIGHT (GK)	FOB VALUE		CIF
			DOLLARS	PESOS	DOLLARS
	FRANCE	1,059.60	99,024	4,542,231	108,742
	GERMANY	7,460.70	512,125	23,491,174	534,201
	HONG KONG, CHINA	71,742.69	1,544,777	70,858,921	1,667,328
	INDIA	6,701.58	135,498	6,215,293	142,256
	INDONESIA	5,401.24	113,001	5,183,356	121,910
	ISRAEL	305.97	11,521	528,468	12,723
	ITALY	1,414.90	70,307	3,224,982	74,656
	JAPAN	133,320.07	2,860,892	131,229,116	3,067,655
	LUXEMBOURG	3.08	406	18,623	432
	MACAU	6.80	1,006	46,145	1,053
	MALAYSIA	2,557.63	88,061	4,039,358	95,690
	MEXICO	6.00	8,910	408,702	9,296
	NETHERLANDS	1,931.67	132,248	6,066,216	139,732
	PEOPLE'S REPUBLIC OF CHINA	173,209.94	3,587,654	164,565,689	3,767,824
	POLAND	36.31	5,888	270,083	6,261
	PORTUGAL	2,727.73	209,333	9,602,105	230,797
	PUERTO RICO	0.28	51	2,339	58
	REPUBLIC OF KOREA	17,730.26	241,414	11,073,660	265,164
	SINGAPORE	82,141.63	2,311,069	106,008,735	2,448,339
	SLOVENIA	0.77	123	5,642	141
	SPAIN	175.02	23,388	1,072,808	25,491
	SWEDEN	410.24	73,605	3,376,261	78,826
	SWITZERLAND	440.11	39,756	1,823,608	41,558
	TAIWAN (REP. OF CHINA)	35,778.37	670,519	30,756,707	700,471
	THAILAND	1,635.67	42,657	1,956,677	44,215
	TURKEY	69.14	5,377	246,643	5,703
	UK OF GREAT BRITAIN AND N. IRELAND	2,879.72	447,363	20,520,541	469,367
	UNITED ARAB EMIRATES, N.E.S.	3.08	424	19,449	457
	UNITED STATES OF AMERICA	35,732.41	1,442,222	66,154,723	1,515,250
	VIETNAM	54,440.31	1,093,792	50,172,239	1,292,238
853650	Other electrical switches	2,660,230.76	35,607,515	1,633,316,720	37,669,996
	AUSTRALIA	9,354.82	223,497	10,251,808	237,148
	AUSTRIA	130.00	21,078	966,848	22,669
	BELGIUM	468.20	37,275	1,709,804	40,601
	CANADA	1,450.23	82,836	3,799,688	86,865
	CROATIA	12.41	5,600	256,872	5,758
	CZECH REPUBLIC (CZECHOSLOVAKIA)	1.20	479	21,972	515
	DEMOCRATIC PEOPLE'S REP. OF KOREA	123.31	290	13,302	310
	DENMARK	1,286.71	172,451	7,910,328	177,659
	DOMINICAN REPUBLIC	27.49	3,142	144,124	3,337
	ECUADOR	6.96	1,083	49,677	1,122
	FINLAND	1,241.03	94,113	4,316,963	100,073
	FRANCE	6,462.28	303,999	13,944,435	329,601
	GERMANY	45,393.43	1,603,333	73,544,884	1,694,990
	HONG KONG, CHINA	63,727.63	2,337,924	107,240,573	2,488,946
	HUNGARY	12.79	1,212	55,594	1,370
	ICELAND	0.42	44	2,018	46
	INDIA	27,875.40	333,606	15,302,508	355,471
	INDONESIA	22,590.98	566,746	25,996,639	590,848
	IRELAND	22.27	3,049	139,857	3,517
	ISRAEL	1,359.33	15,609	715,985	16,789
	ITALY	61,293.88	1,016,361	46,620,480	1,067,232
	JAMAICA (EXCLUDES CAYMAN IS.,TURKS,CAICOS)	6.89	256	11,743	281
	JAPAN	192,112.31	4,398,689	201,767,864	4,686,700
	LEBANON	59.93	2,750	126,143	3,313
	LUXEMBOURG	4.99	690	31,650	737
	MACAU	11.62	242	11,101	252
	MALAYSIA	5,981.76	424,975	19,493,605	448,170
	MARSHALL ISLANDS, REP. OF	11.33	1,305	59,860	1,390
	MEXICO	58.61	6,310	289,440	7,109
	NETHERLANDS	14,971.37	72,739	3,336,539	77,826
	NEW ZEALAND	762.84	57,197	2,623,627	63,087
	NORWAY	19.52	29,491	1,352,753	32,309
	PAKISTAN, ISLAMIC REP. OF	4.87	404	18,531	463
	PEOPLE'S REPUBLIC OF CHINA	1,519,414.39	4,557,778	209,065,277	4,871,530
	POLAND	7,916.58	789,936	36,234,364	812,863
	REPUBLIC OF KOREA	67,864.55	676,177	31,016,238	714,368
	ROMANIA	1.53	98	4,495	106
	SINGAPORE	125,987.80	4,932,385	226,248,499	5,266,349
	SLOVENIA	3.99	533	24,449	621
	SPAIN	880.90	49,304	2,261,575	51,285
	SRI LANKA (CEYLON)	0.83	203	9,312	236

TABLE 8 - Continued

PSCC CODE	COMMODITY AND COUNTRY OF ORIGIN	GROSS WEIGHT (GK)	FOB VALUE		CIF DOLLARS
			DOLLARS	PESOS	
	SWEDEN	772.34	51,749	2,373,727	56,018
	SWITZERLAND	606.91	83,663	3,837,621	88,638
	TAIWAN (REP. OF CHINA)	154,061.14	811,596	37,227,908	860,030
	THAILAND	177,112.90	2,462,189	112,940,610	2,527,592
	TUNISIA	2.87	1,317	60,411	1,371
	TURKEY	16,157.33	176,693	8,104,908	184,321
	U.S. MINOR OUTLYING ISLANDS	58.17	512	23,485	528
	UK OF GREAT BRITAIN AND N. IRELAND	3,594.92	227,268	10,424,784	249,087
	UNITED ARAB EMIRATES, N.E.S.	9,443.69	171,120	7,849,275	176,763
	UNITED STATES OF AMERICA	108,044.18	8,689,233	398,575,118	9,150,403
	VIETNAM	11,458.93	106,986	4,907,449	111,383
853661	Lamp-holders	278,458.16	966,185	44,318,908	1,022,960
	AUSTRALIA	15.19	2,878	132,014	3,456
	DENMARK	5.89	613	28,118	673
	FRANCE	17.56	296	13,578	330
	GERMANY	1,519.83	44,147	2,025,023	47,120
	HONG KONG, CHINA	59,235.78	308,798	14,164,565	319,090
	INDIA	1.57	3,182	145,958	3,272
	INDONESIA	0.83	3,993	183,159	4,154
	ITALY	474.14	7,246	332,374	8,269
	JAPAN	8,616.32	117,435	5,386,743	131,980
	MALAYSIA	16.51	1,411	64,723	1,595
	NETHERLANDS	491.41	35,527	1,629,624	37,262
	NEW ZEALAND	9.16	425	19,495	453
	PEOPLE'S REPUBLIC OF CHINA	166,266.45	259,350	11,896,385	273,469
	POLAND	196.80	3,549	162,793	3,695
	REPUBLIC OF KOREA	12,515.26	38,857	1,782,370	40,474
	SINGAPORE	3,756.86	25,190	1,155,465	27,622
	SPAIN	1.66	24	1,101	27
	SWEDEN	3.80	386	17,706	412
	TAIWAN (REP. OF CHINA)	25,024.46	83,014	3,807,852	87,208
	THAILAND	1.66	1,040	47,705	1,218
	UK OF GREAT BRITAIN AND N. IRELAND	105.92	6,488	297,605	7,506
	UNITED STATES OF AMERICA	181.10	22,336	1,024,552	23,675
853669	Lamp plugs and sockets	3,373,517.40	23,370,978	1,072,026,760	24,592,734
	ANDORRA	224.62	1,460	66,970	1,501
	AUSTRALIA	1,078.86	48,112	2,206,898	50,832
	AUSTRIA	23,424.63	381,084	17,480,323	427,993
	BELGIUM	1,520.72	53,113	2,436,293	57,066
	CANADA	41.27	1,129	51,787	1,431
	COSTA RICA	10.33	2,599	119,216	2,828
	CZECH REPUBLIC (CZECHOSLOVAKIA)	544.61	14,026	643,373	14,776
	DENMARK	1,076.37	64,604	2,963,386	70,310
	FINLAND	0.91	97	4,449	154
	FRANCE	1,162.20	175,162	8,034,681	185,059
	GERMANY	26,348.72	967,466	44,377,665	1,045,229
	HONG KONG, CHINA	118,352.19	1,726,668	79,202,262	1,817,032
	HUNGARY	0.90	169	7,752	182
	INDIA	3,560.21	83,296	3,820,788	87,753
	INDONESIA	57.25	4,680	214,671	4,926
	IRELAND	77.04	23,384	1,072,624	24,805
	ISRAEL	520.15	12,078	554,018	12,287
	ITALY	14,253.93	438,716	20,123,903	454,837
	JAPAN	110,781.14	2,251,228	103,263,827	2,439,181
	LIECHTENSTEIN	0.85	40	1,835	42
	MALAYSIA	8,099.42	448,395	20,567,879	471,369
	MEXICO	2,786.99	81,436	3,735,470	88,168
	MYANMAR, UNION OF (BURMA)	0.12	466	21,375	505
	NETHERLANDS	610.85	41,821	1,918,329	44,632
	NEW ZEALAND	4.83	411	18,853	461
	NORWAY	36.16	12,463	571,678	12,892
	PEOPLE'S REPUBLIC OF CHINA	1,789,818.35	3,759,168	172,433,036	3,919,861
	POLAND	15.90	5,892	270,266	6,060
	REPUBLIC OF KOREA	13,261.95	628,210	28,815,992	652,105
	ROMANIA	1.42	60	2,752	131
	SINGAPORE	141,790.51	2,955,651	135,575,711	3,134,199
	SLOVAK REPUBLIC (SLOVAKIA)	1,471.38	16,308	748,048	16,661
	SPAIN	230.02	7,359	337,558	7,900
	SWEDEN	192.97	27,282	1,251,425	28,147
	SWITZERLAND	261.41	27,757	1,273,214	29,449

TABLE 8 - *Continued*

PSCC CODE	COMMODITY AND COUNTRY OF ORIGIN	GROSS WEIGHT (GK)	FOB VALUE		CIF
			DOLLARS	PESOS	DOLLARS
	TAIWAN (REP. OF CHINA)	728,158.52	1,242,173	56,978,475	1,322,768
	THAILAND	314,030.19	4,258,245	195,325,698	4,369,328
	TURKEY	188.80	1,689	77,475	1,766
	UK OF GREAT BRITAIN AND N. IRELAND	16,707.86	484,997	22,246,812	499,418
	UNITED ARAB EMIRATES, N.E.S.	419.40	133,889	6,141,488	134,684
	UNITED STATES OF AMERICA	45,419.13	2,915,170	133,718,849	3,077,510
	VIETNAM	6,974.32	73,025	3,349,656	76,496
853690	Other electrical apparatus for switching or protecting electrical circuits, or for making connections to or in electrical circuits	15,055,445.50	294,906,437	13,527,358,266	315,113,636
	ANDORRA	441.67	88,036	4,038,211	91,087
	AUSTRALIA	31,560.06	722,917	33,160,202	753,817
	AUSTRIA	12,234.22	233,041	10,689,591	253,953
	BELGIUM	167,196.80	2,195,204	100,694,008	2,368,374
	BRAZIL	10,924.31	137,044	6,286,208	142,570
	BULGARIA	4.15	166	7,614	240
	CANADA	424.46	38,168	1,750,767	42,247
	CHILE	317.29	6,117	280,587	6,744
	COSTA RICA	211.80	49,914	2,289,556	53,690
	CROATIA	13.94	359	16,467	588
	CYPRUS	3.81	218	10,000	236
	CZECH REPUBLIC (CZECHOSLOVAKIA)	38,893.69	731,780	33,566,749	799,511
	DENMARK	147.11	67,253	3,084,895	70,348
	DOMINICAN REPUBLIC	126.02	11,201	513,790	11,308
	FINLAND	293.49	14,529	666,445	16,159
	FRANCE	14,884.15	504,759	23,153,295	548,869
	GERMANY	255,764.18	7,371,749	338,142,127	8,008,019
	HONDURAS, REPUBLIC OF	19.73	1,077	49,402	1,245
	HONG KONG, CHINA	978,266.04	15,509,620	711,426,269	16,533,095
	HUNGARY	5,952.81	104,492	4,793,047	114,509
	INDIA	185,634.48	3,683,886	168,979,851	3,961,417
	INDONESIA	16,552.42	500,663	22,965,413	522,766
	IRELAND	283.69	19,644	901,071	21,422
	ISRAEL	854.24	66,292	3,040,814	70,090
	ITALY	8,398.42	325,730	14,941,235	339,135
	JAPAN	4,711,054.80	104,980,892	4,815,473,517	111,716,243
	JORDAN	0.37	31	1,422	33
	LITHUANIA	5.81	166	7,614	245
	LUXEMBOURG	6.96	1,343	61,603	1,406
	MALAYSIA	101,701.96	2,285,001	104,812,995	2,461,303
	MEXICO	48,863.39	1,245,772	57,143,561	1,399,090
	MOROCCO	2.13	150	6,880	160
	MYANMAR, UNION OF (BURMA)	11.31	1,017	46,650	1,020
	NETHERLANDS	13,767.62	146,405	6,715,597	150,635
	NEW ZEALAND	4.21	908	41,650	999
	NORWAY	3.65	832	38,164	996
	PEOPLE'S REPUBLIC OF CHINA	2,321,747.98	28,918,711	1,326,501,274	31,152,383
	POLAND	508.77	11,077	508,102	17,473
	PORTUGAL	854.32	17,256	791,533	19,149
	REPUBLIC OF KOREA	984,911.67	18,933,738	868,490,562	20,780,949
	SAUDI ARABIA	0.85	71	3,257	83
	SINGAPORE	1,645,921.18	40,616,737	1,863,089,727	42,883,935
	SLOVENIA	1.48	31	1,422	37
	SOUTH AFRICA, REP. OF	152.09	5,488	251,735	5,820
	SPAIN	6,099.48	164,492	7,545,248	179,646
	SWEDEN	805.42	33,000	1,513,710	35,782
	SWITZERLAND	11,084.58	214,288	9,829,391	225,016
	TAIWAN (REP. OF CHINA)	547,237.40	14,548,132	667,322,815	15,912,998
	THAILAND	1,516,273.25	16,119,986	739,423,757	16,984,981
	TURKEY	2,174.94	32,137	1,474,124	37,281
	UK OF GREAT BRITAIN AND N. IRELAND	10,682.21	771,467	35,387,191	815,276
	UNITED ARAB EMIRATES, N.E.S.	623.38	10,353	474,893	11,716
	UNITED STATES OF AMERICA	1,066,942.09	29,973,105	1,374,866,325	31,771,900
	VIETNAM	334,599.22	3,489,992	160,085,933	3,815,642
8537	Boards, panels, consoles, desks, cabinets and other bases, equipped with two or more apparatus of heading 85.35 or 85.36, for electric control or the distribution of electricity, including those incorporating instruments or apparatus of Chapter 90, other than switching apparatus of heading 85.17.	7,203,436.98	195,203,192	8,953,970,417	206,390,388
853710	Boards, panels, consoles, desks, cabinets and other bases, for a voltage not exceeding 1,000 V	3,931,023.28	92,489,693	4,242,502,215	97,367,067

**MACHINERY AND MECHANICAL APPLIANCES; ELECTRICAL EQUIPMENT; PARTS THEREOF; SOUND RECORDERS
AND REPRODUCERS, AND PARTS AND ACCESSORIES OF SUCH ARTICLES**

TABLE 8 - *Continued*

PSCC CODE	COMMODITY AND COUNTRY OF ORIGIN	GROSS WEIGHT (GK)	FOB VALUE		CIF
			DOLLARS	PESOS	DOLLARS
	AMERICAN SAMOA	125.15	10,194	467,599	11,267
	ARGENTINA	22.48	621	28,485	664
	AUSTRALIA	178,100.05	1,821,519	83,553,077	1,897,941
	AUSTRIA	224.58	95,689	4,389,254	97,895
	BELGIUM	1,160.23	59,172	2,714,219	62,058
	BRAZIL	3.48	718	32,935	805
	BULGARIA	2.37	1,294	59,356	1,297
	CANADA	616.76	114,342	5,244,867	119,286
	CZECH REPUBLIC (CZECHOSLOVAKIA)	27.49	6,877	315,448	7,669
	DENMARK	561.38	212,857	9,763,750	218,625
	FINLAND	1,598.84	95,149	4,364,485	98,615
	FRANCE	45,644.56	1,520,013	69,722,996	1,643,522
	GERMANY	75,007.47	5,206,555	238,824,678	5,424,767
	HONG KONG, CHINA	76,835.25	11,116,523	509,914,911	11,839,605
	HUNGARY	128.74	4,306	197,517	4,453
	INDIA	271,291.00	4,748,964	217,834,979	5,056,430
	INDONESIA	15,773.12	702,945	32,244,087	733,169
	IRELAND	9,641.46	175,345	8,043,075	194,489
	ISRAEL	1,339.59	102,199	4,687,868	110,577
	ITALY	15,598.22	535,800	24,577,146	562,984
	JAPAN	108,028.37	9,244,090	424,026,408	9,807,073
	LEBANON	4.35	174	7,981	213
	LIECHTENSTEIN	0.83	218	10,000	233
	MALAYSIA	97,158.96	1,134,296	52,030,157	1,172,411
	MEXICO	583.51	47,142	2,162,403	51,867
	NETHERLANDS	90,176.84	757,125	34,729,324	798,423
	NEW ZEALAND	49.04	34,700	1,591,689	36,459
	NORWAY	11.39	11,123	510,212	11,726
	PEOPLE'S REPUBLIC OF CHINA	2,068,806.42	23,890,874	1,095,874,390	24,990,551
	PERU	5.22	2,270	104,125	2,377
	POLAND	13.38	7,054	323,567	7,409
	PUERTO RICO	86.25	24,624	1,129,503	24,663
	REPUBLIC OF KOREA	160,495.60	2,142,754	98,288,126	2,266,891
	ROMANIA	742.60	2,128	97,611	2,141
	SERBIA	8.95	2,275	104,354	2,368
	SINGAPORE	165,758.56	7,982,158	366,141,587	8,314,403
	SLOVAK REPUBLIC (SLOVAKIA)	19.60	1,745	80,043	1,801
	SLOVENIA	2.60	2,384	109,354	2,449
	SOUTH AFRICA, REP. OF	214.95	19,592	898,685	21,301
	SPAIN	158,777.89	1,897,175	87,023,417	1,949,113
	SWEDEN	461.92	115,053	5,277,480	119,283
	SWITZERLAND	1,226.59	518,244	23,771,852	543,380
	TAIWAN (REP. OF CHINA)	115,655.23	4,622,093	212,015,405	5,140,800
	THAILAND	46,584.65	4,266,274	195,693,988	4,397,668
	TUNISIA	4.47	467	21,421	555
	TURKEY	27,833.30	97,794	4,485,811	101,351
	UK OF GREAT BRITAIN AND N. IRELAND	28,181.08	1,040,482	47,726,910	1,081,740
	UNITED ARAB EMIRATES, N.E.S.	4,992.83	77,881	3,572,401	80,981
	UNITED STATES OF AMERICA	72,225.83	6,398,558	293,501,856	6,675,548
	VIETNAM	89,209.85	1,617,864	74,211,423	1,675,771
853720	Boards, panels, consoles, desks, cabinets and other bases, for a voltage exceeding 1,000 V	3,272,413.70	102,713,499	4,711,468,202	109,023,321
	AUSTRALIA	11,900.10	1,669,713	76,589,735	1,725,672
	AUSTRIA	724.29	8,244	378,152	8,551
	BELGIUM	16,240.52	292,070	13,397,251	300,971
	BRAZIL	30.88	1,387	63,622	1,395
	CANADA	458.39	59,328	2,721,375	62,294
	CZECH REPUBLIC (CZECHOSLOVAKIA)	58.70	8,893	407,922	9,616
	DENMARK	659.98	42,853	1,965,667	45,383
	EGYPT ARAB REPUBLIC	20,520.85	1,402,819	64,347,307	1,431,042
	ESTONIA	0.43	444	20,366	473
	FINLAND	1,254.61	103,180	4,732,866	106,885
	FRANCE	34,993.10	2,313,763	106,132,309	2,528,724
	GERMANY	315,797.90	6,804,806	312,136,452	7,091,032
	HONG KONG, CHINA	55,767.98	1,379,831	63,292,848	1,470,495
	INDIA	156,100.70	5,556,625	254,882,389	5,823,004
	INDONESIA	147,195.07	4,428,146	203,119,057	4,589,078
	IRELAND	6,942.89	69,718	3,197,965	74,025
	ISRAEL	14,994.80	126,427	5,799,207	137,635
	ITALY	18,722.45	355,820	16,321,464	377,471
	JAMAICA (EXCLUDES CAYMAN IS., TURKS, CAICOS)	100.22	9,126	418,610	9,383

TABLE 8 - Continued

PSCC CODE	COMMODITY AND COUNTRY OF ORIGIN	GROSS WEIGHT (GK)	FOB VALUE		CIF
			DOLLARS	PESOS	DOLLARS
	JAPAN	182,069.94	4,940,753	226,632,339	5,182,339
	LUXEMBOURG	121.60	17,114	785,019	18,285
	MACAU	0.83	579	26,559	597
	MALAYSIA	76,788.83	908,572	41,676,198	966,144
	MEXICO	39.14	7,001	321,136	7,480
	NETHERLANDS	647.67	147,627	6,771,650	161,677
	NEW ZEALAND	213.74	34,666	1,590,130	37,108
	NORWAY	376.92	33,504	1,536,828	39,818
	PEOPLE'S REPUBLIC OF CHINA	914,899.10	18,486,926	847,995,296	19,190,380
	PORTUGAL	64.88	5,503	252,423	5,981
	REPUBLIC OF KOREA	141,925.00	1,496,562	68,647,299	1,553,320
	SINGAPORE	112,183.04	5,147,750	236,127,293	5,393,257
	SPAIN	36,747.70	1,333,099	61,149,251	1,363,592
	SWEDEN	19,713.67	2,628,192	120,555,168	2,702,287
	SWITZERLAND	1,946.58	319,138	14,638,860	332,140
	TAIWAN (REP. OF CHINA)	896,012.03	35,241,297	1,616,518,294	38,125,839
	THAILAND	18,538.93	5,287,661	242,545,010	5,971,502
	TURKEY	47,792.18	755,739	34,665,748	794,595
	UK OF GREAT BRITAIN AND N. IRELAND	2,166.13	102,445	4,699,152	109,758
	UNITED ARAB EMIRATES, N.E.S.	5,741.87	296,542	13,602,382	330,090
	UNITED STATES OF AMERICA	11,206.39	875,422	40,155,607	928,318
	VIETNAM	753.67	14,214	651,996	15,685
8538	Parts suitable for use solely or principally with the apparatus of heading 85.35, 85.36 or 85.37.	7,247,492.59	100,434,684	4,606,938,957	105,585,438
853810	Boards, panels, consoles, desks, cabinets and other bases for the goods of heading No. 85.37, not equipped with their apparatus	929,641.36	8,760,123	401,826,839	9,457,971
	AUSTRALIA	2,493.68	288,193	13,219,413	298,563
	AUSTRIA	1,138.66	38,053	1,745,491	39,564
	BELGIUM	100.93	12,414	569,430	12,882
	CANADA	614.77	39,150	1,795,811	41,202
	COSTA RICA	24.78	6,816	312,650	7,232
	CZECH REPUBLIC (CZECHOSLOVAKIA)	17.57	7,127	326,915	7,314
	DENMARK	179.64	8,111	372,051	8,798
	FINLAND	430.60	4,891	224,350	5,218
	FRANCE	569.80	58,084	2,664,314	61,315
	GERMANY	8,021.10	287,441	13,184,918	303,526
	HONG KONG, CHINA	20,716.11	1,017,060	46,652,543	1,049,972
	HUNGARY	44.93	2,913	133,620	3,038
	INDIA	7,318.97	95,848	4,396,548	100,038
	INDONESIA	601.39	13,883	636,813	16,211
	IRELAND	2.49	1,477	67,750	1,579
	ITALY	2,489.61	74,680	3,425,572	78,735
	JAPAN	33,849.72	1,109,184	50,878,270	1,213,086
	MALAYSIA	12,360.32	48,405	2,220,338	51,922
	MEXICO	13.15	7,560	346,777	7,821
	MYANMAR, UNION OF (BURMA)	35.88	1,316	60,365	1,556
	NETHERLANDS	21.23	19,291	884,878	20,132
	NEW ZEALAND	7.16	453	20,779	524
	NORWAY	0.98	212	9,724	226
	PEOPLE'S REPUBLIC OF CHINA	641,377.53	1,907,034	87,475,648	2,020,318
	POLAND	0.90	790	36,238	842
	REPUBLIC OF KOREA	26,219.84	215,722	9,895,168	409,149
	ROMANIA	6,414.96	14,919	684,334	16,436
	SINGAPORE	36,772.82	779,788	35,768,876	826,361
	SLOVENIA	6.61	251	11,513	273
	SPAIN	328.95	6,002	275,311	7,666
	SWEDEN	6.88	4,181	191,782	4,410
	SWITZERLAND	11.82	3,492	160,178	3,569
	TAIWAN (REP. OF CHINA)	101,037.94	2,009,331	92,168,013	2,120,392
	THAILAND	130.06	34,601	1,587,148	36,874
	TURKEY	9,448.44	46,749	2,144,376	52,399
	UK OF GREAT BRITAIN AND N. IRELAND	1,854.55	117,461	5,387,936	124,250
	UNITED ARAB EMIRATES, N.E.S.	6.98	38,046	1,745,170	39,558
	UNITED STATES OF AMERICA	12,311.65	433,636	19,890,883	458,597
	VIETNAM	2,657.96	5,558	254,945	6,423
853890	Other parts suitable for use solely or principally with the apparatus of heading No. 85.35, 85.36 or 85.37	6,317,851.23	91,674,561	4,205,112,118	96,127,467
	AUSTRALIA	18,119.74	179,870	8,250,637	189,734

TABLE 8 - *Continued*

PSCC CODE	COMMODITY AND COUNTRY OF ORIGIN	GROSS WEIGHT (GK)	FOB VALUE		CIF
			DOLLARS	PESOS	DOLLARS
	AUSTRIA	1,649.66	140,053	6,424,231	144,230
	BELGIUM	5,052.15	145,090	6,655,279	148,552
	BRAZIL	336.70	9,220	422,922	9,466
	CANADA	91,284.85	725,370	33,272,722	775,474
	CHRISTMAS ISLAND	778.00	13,999	642,134	14,976
	CZECH REPUBLIC (CZECHOSLOVAKIA)	107.67	1,057	48,485	1,206
	DENMARK	535.73	42,074	1,929,935	44,858
	DOMINICAN REPUBLIC	0.37	44	2,018	48
	ETHIOPIA	0.88	49	2,248	55
	FINLAND	118.99	7,113	326,273	7,491
	FRANCE	18,479.60	512,292	23,498,834	545,613
	GERMANY	40,549.45	2,499,031	114,630,552	2,581,470
	HONDURAS, REPUBLIC OF	1,255.92	10,367	475,534	10,821
	HONG KONG, CHINA	364,960.31	4,255,372	195,193,915	4,506,560
	HUNGARY	23.95	2,337	107,198	2,403
	INDIA	29,137.77	336,061	15,415,118	348,823
	INDONESIA	27,027.47	397,017	18,211,171	417,828
	IRELAND	96.96	6,913	317,099	7,397
	ISRAEL	10.01	7,080	324,760	7,329
	ITALY	35,859.32	1,397,242	64,091,490	1,515,116
	JAPAN	2,880,456.90	53,347,983	2,447,071,980	55,478,050
	LIECHTENSTEIN	96.34	295	13,532	315
	LUXEMBOURG	2.50	2,397	109,950	2,561
	MALAYSIA	16,891.63	818,416	37,540,742	852,740
	MEXICO	2,072.62	56,219	2,578,766	63,580
	MOROCCO	2.39	133	6,100	136
	NETHERLANDS	1,613.23	170,569	7,824,000	199,081
	NEW ZEALAND	3.33	1,673	76,741	1,788
	PEOPLE'S REPUBLIC OF CHINA	1,158,549.66	5,495,462	252,076,842	5,910,855
	POLAND	5.02	851	39,035	907
	REPUBLIC OF KOREA	115,790.06	1,604,496	73,598,232	1,717,665
	ROMANIA	3,205.63	9,308	426,958	9,341
	RUSSIAN FEDERATION	10.29	10,763	493,699	10,776
	SINGAPORE	103,697.00	2,536,956	116,370,172	2,721,888
	SLOVENIA	0.83	1,127	51,695	1,234
	SOUTH AFRICA, REP. OF	187.72	10,866	498,423	10,904
	SPAIN	1,489.01	54,034	2,478,540	61,046
	SWEDEN	1,093.03	172,199	7,898,769	185,321
	SWITZERLAND	920.87	79,890	3,664,554	90,589
	TAIWAN (REP. OF CHINA)	857,815.07	8,210,755	376,627,331	8,749,871
	THAILAND	364,103.24	4,688,653	215,068,514	4,844,623
	TURKEY	622.13	6,675	306,182	7,281
	UK OF GREAT BRITAIN AND N. IRELAND	1,482.64	133,726	6,134,011	143,672
	UNITED ARAB EMIRATES, N.E.S.	996.88	2,444	112,107	2,830
	UNITED STATES OF AMERICA	143,421.02	3,288,180	150,828,816	3,480,945
	VIETNAM	27,936.69	282,840	12,973,872	300,018
8539	Electric filament or discharge lamps, including sealed beam lamp units and ultra-violet or infra-red lamps; arc-lamps.	12,583,938.07	43,513,537	1,995,965,938	46,093,148
853910	Sealed beam lamp units	287,452.51	596,407	27,357,187	652,854
	AUSTRALIA	46.95	14,464	663,464	14,998
	DENMARK	0.87	1,098	50,365	1,193
	GERMANY	1,812.72	24,433	1,120,742	37,989
	HONG KONG, CHINA	32,851.61	47,182	2,164,238	48,770
	INDIA	13.34	172	7,890	213
	INDONESIA	2.77	24	1,101	26
	ITALY	0.83	1,562	71,649	1,569
	JAPAN	42,059.11	101,251	4,644,383	110,519
	KENYA	2.64	29	1,330	30
	MALAYSIA	12.35	2,889	132,518	3,085
	NETHERLANDS	370.80	3,827	175,544	5,523
	PEOPLE'S REPUBLIC OF CHINA	153,807.17	198,351	9,098,360	213,909
	POLAND	1.66	283	12,981	302
	REPUBLIC OF KOREA	10,247.24	8,255	378,656	8,830
	SINGAPORE	10,864.60	39,692	1,820,672	44,223
	TAIWAN (REP. OF CHINA)	25,543.65	36,208	1,660,861	38,896
	THAILAND	9,453.35	98,142	4,501,774	101,688
	UK OF GREAT BRITAIN AND N. IRELAND	75.08	4,329	198,571	4,955
	UNITED STATES OF AMERICA	285.77	14,216	652,088	16,136
853921	Tungsten halogen reflector lamp bulbs	504,570.12	1,206,382	55,336,744	1,282,461

TABLE 8 - Continued

PSCC CODE	COMMODITY AND COUNTRY OF ORIGIN	GROSS WEIGHT (GK)	FOB VALUE		CIF DOLLARS
			DOLLARS	PESOS	
	AUSTRALIA	13.16	745	34,173	848
	DENMARK	1.79	398	18,256	420
	FRANCE	270.59	15,553	713,416	18,270
	GERMANY	415.30	69,233	3,175,718	71,420
	HONG KONG, CHINA	5.86	6,282	288,156	6,598
	INDIA	13.80	62	2,844	65
	IRELAND	0.83	1,264	57,980	1,378
	ITALY	3.62	739	33,898	848
	JAPAN	9,478.69	313,980	14,402,263	329,994
	LIECHTENSTEIN	0.01	47	2,156	49
	MALAYSIA	27.02	715	32,797	813
	NETHERLANDS	11.76	474	21,742	619
	PEOPLE'S REPUBLIC OF CHINA	454,638.43	583,100	26,746,797	618,109
	REPUBLIC OF KOREA	1,390.47	43,003	1,972,548	46,204
	ROMANIA	29.58	1,328	60,915	1,536
	SINGAPORE	1,003.65	36,407	1,669,989	38,768
	SWEDEN	12.10	1,695	77,750	1,809
	SWITZERLAND	12.71	634	29,082	678
	TAIWAN (REP. OF CHINA)	35,124.41	67,460	3,094,390	74,223
	THAILAND	43.09	387	17,752	409
	UK OF GREAT BRITAIN AND N. IRELAND	69.79	4,354	199,718	4,893
	UNITED STATES OF AMERICA	2,003.46	58,522	2,684,404	64,510
853922	Other reflector lamp bulbs, of a power not exceeding 200 W and for a voltage exceeding 100 V	237,534.20	1,745,134	80,049,298	1,909,142
	AUSTRALIA	1,113.25	2,326	106,694	2,648
	BELGIUM	0.57	182	8,348	194
	CAMBODIA (DEMOCRATIC KAMPUCHEA)	11.31	87	3,991	91
	CANADA	23.29	215	9,862	223
	FRANCE	185.34	1,417	64,998	1,490
	GERMANY	6.92	266	12,201	291
	HONG KONG, CHINA	1,587.10	4,071	186,737	5,359
	INDONESIA	75,637.35	258,209	11,844,047	273,878
	IRELAND	0.79	371	17,018	439
	ITALY	474.61	559	25,642	648
	JAPAN	1,679.56	438,079	20,094,684	467,709
	MALAYSIA	46.64	2,232	102,382	2,384
	NETHERLANDS	4.02	207	9,495	274
	PEOPLE'S REPUBLIC OF CHINA	146,853.60	207,431	9,514,859	218,248
	REPUBLIC OF KOREA	40.28	4,039	185,269	4,723
	SINGAPORE	2,196.55	21,690	994,920	22,936
	SPAIN	4.97	58	2,660	63
	SWITZERLAND	167.37	4,052	185,866	4,329
	TAIWAN (REP. OF CHINA)	129.71	1,316	60,365	1,380
	THAILAND	6,978.40	790,779	36,273,032	893,755
	UNITED STATES OF AMERICA	392.57	7,548	346,228	8,080
853929	Other filament lumps, n.e.s., excluding ultra-violet or infra-red	4,569,256.83	8,934,670	409,833,315	9,344,085
	AUSTRALIA	58.45	2,722	124,858	3,007
	AUSTRIA	332.41	15,450	708,692	15,458
	BELGIUM	1,822.65	16,674	764,837	17,609
	DEMOCRATIC PEOPLE'S REP. OF KOREA	210.56	797	36,558	930
	FINLAND	0.73	52	2,385	58
	FRANCE	144.48	5,631	258,294	6,708
	GERMANY	2,748.32	53,926	2,473,585	56,397
	HONG KONG, CHINA	229,835.73	242,400	11,118,888	253,575
	INDIA	21.65	284	13,027	321
	INDONESIA	2,164.94	220,995	10,137,041	226,446
	ISRAEL	1.57	80	3,670	92
	ITALY	17,392.91	170,736	7,831,661	175,277
	JAMAICA (EXCLUDES CAYMAN IS., TURKS, CAICOS)	77.42	79	3,624	82
	JAPAN	10,838.82	265,232	12,166,192	281,211
	MALAYSIA	3,424.42	14,436	662,180	15,551
	NETHERLANDS	18.65	6,694	307,054	7,153
	NEW ZEALAND	420.35	3,389	155,453	4,980
	PEOPLE'S REPUBLIC OF CHINA	4,022,028.49	6,327,297	290,233,113	6,585,126
	POLAND	0.38	47	2,156	50
	REPUBLIC OF KOREA	34,562.06	134,069	6,149,744	140,508
	SINGAPORE	69,509.96	299,627	13,743,892	314,647
	SPAIN	1,526.52	14,931	684,885	15,429
	SWEDEN	54.31	566	25,962	620
	SWITZERLAND	9.11	1,196	54,860	1,334

TABLE 8 - Continued

PSCC CODE	COMMODITY AND COUNTRY OF ORIGIN	GROSS WEIGHT (GK)	FOB VALUE		CIF
			DOLLARS	PESOS	DOLLARS
	TAIWAN (REP. OF CHINA)	107,321.95	411,112	18,857,708	449,726
	THAILAND	2,834.48	129,987	5,962,504	136,125
	UK OF GREAT BRITAIN AND N. IRELAND	43,790.57	373,186	17,118,042	403,638
	UNITED STATES OF AMERICA	15,790.01	160,788	7,375,345	169,710
	VIETNAM	2,314.93	62,287	2,857,105	62,317
853931	Flourescent lamps, hot cathode	4,261,059.78	16,402,007	752,360,057	17,266,802
	AUSTRALIA	119.39	17,989	825,155	18,329
	BELGIUM	54.98	4,480	205,498	4,496
	GERMANY	744.41	18,562	851,438	20,028
	HONG KONG, CHINA	13,163.66	13,082	600,071	14,165
	INDIA	58,448.62	198,051	9,084,599	203,572
	INDONESIA	54,483.38	202,897	9,306,885	212,916
	ITALY	5.83	1,112	51,007	1,188
	JAPAN	6,609.53	170,899	7,839,137	178,182
	MEXICO	2.44	182	8,348	207
	NETHERLANDS	1,979.94	41,313	1,895,027	51,670
	PEOPLE'S REPUBLIC OF CHINA	4,085,529.48	15,517,918	711,806,899	16,329,539
	POLAND	207.72	5,468	250,817	5,719
	REPUBLIC OF KOREA	29.56	943	43,255	1,028
	SINGAPORE	1,629.52	87,340	4,006,285	97,673
	SPAIN	65.58	681	31,238	708
	SWITZERLAND	18.61	1,761	80,777	1,767
	TAIWAN (REP. OF CHINA)	19,161.61	13,757	631,033	14,530
	THAILAND	15,157.28	87,526	4,014,818	92,077
	UK OF GREAT BRITAIN AND N. IRELAND	108.49	3,839	176,095	4,499
	UNITED STATES OF AMERICA	3,445.48	12,753	584,980	12,987
	VIETNAM	94.27	1,454	66,695	1,522
853932	Mercury or sodium vapour lamps; metal halide lamps	95,956.86	1,291,593	59,245,370	1,390,378
	BELGIUM	1,061.29	149,210	6,844,263	166,728
	HONG KONG, CHINA	570.52	12,884	590,989	15,500
	IRELAND	2.69	2,463	112,978	2,468
	JAPAN	10,850.84	203,982	9,356,654	229,050
	MALAYSIA	101.06	19,278	884,282	20,591
	NETHERLANDS	757.91	37,175	1,705,217	38,194
	PEOPLE'S REPUBLIC OF CHINA	70,580.38	652,284	29,920,268	688,978
	POLAND	91.94	1,633	74,906	1,679
	REPUBLIC OF KOREA	5,847.80	20,019	918,271	21,682
	SINGAPORE	4,159.44	138,558	6,355,655	147,886
	SWITZERLAND	60.45	19,373	888,639	20,244
	TAIWAN (REP. OF CHINA)	502.49	10,138	465,030	11,309
	UK OF GREAT BRITAIN AND N. IRELAND	9.69	458	21,008	551
	UNITED STATES OF AMERICA	1,360.36	24,138	1,107,210	25,518
853939	Discharge lamps, other than ultra-violet lamps, n.e.s.	587,127.42	2,956,031	135,593,139	3,213,712
	AUSTRALIA	136.93	10,839	497,185	11,687
	AUSTRIA	0.70	87	3,991	93
	BRAZIL	4.49	62	2,844	64
	CANADA	0.12	30	1,376	36
	FRANCE	2.36	250	11,468	288
	GERMANY	67.38	9,884	453,379	10,561
	HONG KONG, CHINA	16,188.76	1,343,720	61,636,436	1,476,060
	INDONESIA	12,800.35	42,502	1,949,567	44,243
	ITALY	12,419.97	80,906	3,711,158	83,099
	JAPAN	213,320.67	754,371	34,602,997	832,214
	MALAYSIA	5.19	3,370	154,582	3,465
	NETHERLANDS	0.50	109	5,000	127
	NORWAY	4.97	48	2,202	52
	PEOPLE'S REPUBLIC OF CHINA	310,438.93	591,880	27,149,535	624,116
	REPUBLIC OF KOREA	4,913.66	21,039	965,059	23,865
	SINGAPORE	1,754.37	48,080	2,205,429	51,187
	SPAIN	27.50	790	36,237	844
	SWEDEN	8.83	392	17,981	466
	TAIWAN (REP. OF CHINA)	6,429.31	12,197	559,476	13,004
	THAILAND	4,272.15	3,901	178,939	4,446
	UK OF GREAT BRITAIN AND N. IRELAND	51.74	974	44,677	1,405
	UNITED STATES OF AMERICA	4,278.54	30,600	1,403,621	32,390
853941	Arc lamps	4,917.55	493,966	22,658,220	563,924

TABLE 8 - Continued

PSCC CODE	COMMODITY AND COUNTRY OF ORIGIN	GROSS WEIGHT (GK)	FOB VALUE		CIF DOLLARS
			DOLLARS	PESOS	
	CANADA	24.34	5,478	251,276	5,484
	GERMANY	20.02	6,845	313,980	7,552
	HONG KONG, CHINA	206.27	34,363	1,576,231	36,593
	JAPAN	2,066.04	296,874	13,617,611	340,039
	MALAYSIA	3.57	907	41,604	1,046
	PEOPLE'S REPUBLIC OF CHINA	2,074.46	3,088	141,646	3,620
	REPUBLIC OF KOREA	1.58	621	28,485	678
	SINGAPORE	1.40	612	28,072	699
	TAIWAN (REP. OF CHINA)	472.20	140,742	6,455,836	163,395
	THAILAND	5.85	335	15,366	354
	UK OF GREAT BRITAIN AND N. IRELAND	2.50	724	33,210	828
	UNITED STATES OF AMERICA	39.32	3,377	154,903	3,636
853949	Ultra-violet or infra-red lamps	962,779.94	6,265,222	287,385,731	6,535,613
	AUSTRALIA	1,112.31	723	33,164	771
	DENMARK	3.27	848	38,898	883
	FRANCE	99.73	17,852	818,871	18,694
	GERMANY	159.29	55,320	2,537,528	57,938
	HONG KONG, CHINA	2,476.41	96,674	4,434,436	105,230
	HUNGARY	8.48	1,158	53,117	1,206
	ITALY	146.14	1,721	78,942	2,126
	JAPAN	5,578.92	1,434,352	65,793,726	1,518,103
	MALAYSIA	876.03	3,052	139,995	3,530
	NETHERLANDS	1.14	31	1,422	53
	PEOPLE'S REPUBLIC OF CHINA	922,545.33	3,878,136	177,890,098	4,007,438
	POLAND	10.35	1,160	53,209	1,316
	REPUBLIC OF KOREA	872.70	44,687	2,049,793	46,758
	SINGAPORE	21,447.38	387,603	17,779,350	404,202
	SPAIN	772.06	4,700	215,589	4,858
	SWITZERLAND	1.50	590	27,063	771
	TAIWAN (REP. OF CHINA)	4,168.80	189,377	8,686,723	199,810
	THAILAND	133.39	21,689	994,874	22,844
	UK OF GREAT BRITAIN AND N. IRELAND	997.73	37,834	1,735,446	42,528
	UNITED STATES OF AMERICA	1,368.98	87,715	4,023,487	96,554
853990	Parts of electric filament or discharge lamps, including sealed beam lamp units and ultra-violet or infra-red lamps; arc lamps	1,073,282.86	3,622,125	166,146,877	3,934,177
	BELGIUM	0.98	261	11,972	304
	CAMBODIA (DEMOCRATIC KAMPUCHEA)	482.46	100,395	4,605,119	112,998
	FRANCE	3,706.36	176,228	8,083,579	177,226
	GERMANY	2,395.83	15,010	688,508	16,567
	HONG KONG, CHINA	7,030.78	264,331	12,124,863	281,811
	INDIA	6,407.36	5,872	269,349	6,089
	ITALY	3.85	250	11,468	260
	JAPAN	24,184.47	725,639	33,285,062	835,028
	MALAYSIA	5.00	2,952	135,408	3,099
	NETHERLANDS	163.80	7,256	332,833	8,508
	PEOPLE'S REPUBLIC OF CHINA	688,680.23	1,449,945	66,508,978	1,546,329
	REPUBLIC OF KOREA	13,872.34	129,745	5,951,403	137,680
	SINGAPORE	7,044.38	57,622	2,643,121	60,566
	SWITZERLAND	3.89	629	28,853	750
	TAIWAN (REP. OF CHINA)	297,115.48	440,712	20,215,459	483,862
	THAILAND	5,431.44	11,534	529,064	11,905
	UK OF GREAT BRITAIN AND N. IRELAND	2,334.10	56,539	2,593,444	59,853
	UNITED ARAB EMIRATES, N.E.S.	77.79	898	41,191	935
	UNITED STATES OF AMERICA	14,342.32	176,307	8,087,203	190,407
8540	Thermionic, cold cathode or photo-cathode valves and tubes (for example, vacuum or vapour or gas-filled valves and tubes, mercury arc rectifying valves and tubes, cathode-ray tubes, television camera tubes).	369,653.00	7,288,333	334,315,829	8,080,029
854011	Cathode-ray television picture tubes, including video monitor cathode-ray tubes, colored	151,387.89	98,513	4,518,791	100,603
	HONG KONG, CHINA	48,035.66	36,009	1,651,733	37,064
	JAPAN	4.57	262	12,018	337
	MALAYSIA	31,081.04	10,451	479,387	10,879
	PEOPLE'S REPUBLIC OF CHINA	22,057.31	28,791	1,320,643	28,831
	REPUBLIC OF KOREA	49,101.72	22,388	1,026,938	22,788
	TAIWAN (REP. OF CHINA)	1,107.59	612	28,072	704

TABLE 8 - Continued

PSCC CODE	COMMODITY AND COUNTRY OF ORIGIN	GROSS WEIGHT (GK)	FOB VALUE		CIF
			DOLLARS	PESOS	DOLLARS
854020	Television camera tubes; image converters and intensifiers; other photo-cathode tubes	6.09	1,212	55,594	1,320
	SINGAPORE	6.09	1,212	55,594	1,320
854040	Data/graphic display tubes, colored, with a phosphor dot screen pitch smaller than 0.4 mm	3,806.39	164,588	7,549,651	173,435
	JAPAN	1.15	744	34,127	805
	PEOPLE'S REPUBLIC OF CHINA	380.40	66,360	3,043,933	70,877
	REPUBLIC OF KOREA	490.16	39,631	1,817,874	40,541
	SINGAPORE	2.65	2,388	109,538	2,605
	TAIWAN (REP. OF CHINA)	2,765.32	19,352	887,676	20,667
	UNITED STATES OF AMERICA	166.71	36,113	1,656,503	37,940
854060	Other cathode-ray tubes	216.26	300,506	13,784,209	311,573
	GERMANY	9.57	119,844	5,497,244	122,639
	INDONESIA	50.92	32,836	1,506,187	33,786
	JAPAN	0.12	5,729	262,789	5,879
	MALAYSIA	138.25	126,081	5,783,335	132,812
	SINGAPORE	17.40	16,016	734,654	16,457
854071	Magnetrons	1,179.12	186,905	8,573,331	194,875
	HONG KONG, CHINA	597.97	40,673	1,865,670	43,078
	JAPAN	165.80	22,125	1,014,873	22,381
	MALAYSIA	1.74	33	1,514	35
	NETHERLANDS	12.76	26,415	1,211,656	26,429
	REPUBLIC OF KOREA	1.12	596	27,339	628
	SINGAPORE	35.99	16,631	762,864	17,261
	UK OF GREAT BRITAIN AND N. IRELAND	3.99	411	18,852	436
	UNITED STATES OF AMERICA	359.75	80,021	3,670,563	84,627
854072	Klystrons	1,509.54	81,798	3,752,074	88,323
	FRANCE	0.55	328	15,045	399
	GERMANY	130.65	26,937	1,235,600	26,937
	JAPAN	1,202.99	22,948	1,052,625	24,417
	MALAYSIA	1.19	21,290	976,572	25,276
	MEXICO	5.54	6,219	285,266	6,564
	SINGAPORE	164.19	2,466	113,115	2,945
	TAIWAN (REP. OF CHINA)	3.32	801	36,742	801
	UNITED STATES OF AMERICA	1.11	809	37,109	984
854079	Other microwave tubes, excluding grid controlled tubes	238.84	13,985	641,492	14,682
	JAPAN	25.85	848	38,898	951
	MEXICO	10.97	8,246	378,244	8,564
	THAILAND	202.02	4,891	224,350	5,167
854081	Receiver or amplifier valves and tubes	596.88	13,402	614,749	15,668
	HONG KONG, CHINA	12.17	285	13,073	545
	JAPAN	321.21	3,898	178,801	4,158
	PEOPLE'S REPUBLIC OF CHINA	206.30	606	27,797	1,333
	UNITED STATES OF AMERICA	57.20	8,613	395,078	9,632
854089	Other valves and tubes, n.e.s.	173,558.02	6,069,762	278,419,983	6,778,552
	FINLAND	0.01	31	1,422	72
	GERMANY	22.63	6,765	310,311	7,177
	HONG KONG, CHINA	152,668.85	3,175,739	145,671,148	3,709,234
	JAPAN	15,099.61	2,734,146	125,415,277	2,888,233
	LUXEMBOURG	2.31	321	14,724	342
	MALAYSIA	4,756.62	60,552	2,777,520	70,569
	PEOPLE'S REPUBLIC OF CHINA	528.37	7,625	349,759	8,916
	REPUBLIC OF KOREA	21.67	25,842	1,185,373	30,835
	SINGAPORE	404.31	39,977	1,833,745	42,876
	TAIWAN (REP. OF CHINA)	5.77	1,905	87,382	1,999
	UK OF GREAT BRITAIN AND N. IRELAND	7.39	1,220	55,961	1,341
	UNITED STATES OF AMERICA	40.48	15,639	717,361	16,958
854091	Parts of cathode-ray tubes	30,148.87	25,166	1,154,365	28,070

TABLE 8 - Continued

PSCC CODE	COMMODITY AND COUNTRY OF ORIGIN	GROSS WEIGHT (GK)	FOB VALUE		CIF DOLLARS
			DOLLARS	PESOS	
	JAPAN	100.74	8,967	411,316	9,637
	MALAYSIA	12,832.78	4,854	222,653	5,607
	NETHERLANDS	1.03	559	25,641	627
	PEOPLE'S REPUBLIC OF CHINA	411.76	210	9,633	226
	REPUBLIC OF KOREA	16,784.01	6,886	315,861	8,037
	RUSSIAN FEDERATION	0.64	49	2,248	58
	SINGAPORE	3.85	2,954	135,500	3,146
	UNITED STATES OF AMERICA	14.06	687	31,513	732
854099	Parts of thermionic, cold cathode or photo-cathode valves and tubes	7,005.10	332,496	15,251,590	372,928
	BANGLADESH	130.83	481	22,063	1,210
	HONG KONG, CHINA	3,796.01	278,408	12,770,575	316,189
	JAPAN	740.31	29,643	1,359,724	31,201
	MALAYSIA	1.68	28	1,284	57
	MALTA	0.39	112	5,137	119
	NETHERLANDS	8.37	777	35,641	944
	PEOPLE'S REPUBLIC OF CHINA	2,285.89	21,956	1,007,122	22,047
	REPUBLIC OF KOREA	37.05	174	7,981	185
	SINGAPORE	4.25	744	34,127	803
	TAIWAN (REP. OF CHINA)	0.32	173	7,936	173
8541	Diodes, transistors and similar semi-conductor devices; photosensitive semi-conductor devices, including photovoltaic cells whether or not assembled in modules or made up into panels; light emitting diodes; mounted piezo-electric crystals.	42,319,831.12	558,048,874	25,597,701,851	596,720,998
854110	Diodes, other than photosensitive or light emitting diodes	272,246.84	57,101,480	2,619,244,887	61,060,722
	AUSTRALIA	8.95	185	8,486	206
	AUSTRIA	32.40	56,877	2,608,948	59,221
	BELGIUM	23.89	103,524	4,748,646	107,405
	BULGARIA	18.97	182,151	8,355,266	189,153
	CANADA	34.12	107,777	4,943,731	113,405
	CZECH REPUBLIC (CZECHOSLOVAKIA)	174.17	19,273	884,053	20,017
	DENMARK	0.19	437	20,045	455
	EGYPT ARAB REPUBLIC	29.91	563	25,825	563
	FINLAND	34.04	4,319	198,113	4,586
	FRANCE	117.03	848,230	38,908,310	907,480
	GERMANY	9,158.19	1,384,634	63,513,162	1,532,706
	HONG KONG, CHINA	22,487.51	2,543,612	116,675,482	2,778,793
	HUNGARY	11.49	3,675	168,572	4,132
	INDIA	66.59	8,489	389,390	9,399
	INDONESIA	965.96	645,492	29,608,718	739,840
	ISRAEL	8.30	8,529	391,225	9,704
	ITALY	2,045.62	323,156	14,823,166	393,459
	JAPAN	117,787.82	15,538,780	712,763,839	16,483,256
	MALAYSIA	2,801.56	865,566	39,703,512	940,022
	MALTA	1.53	115	5,275	122
	MEXICO	37.06	20,946	960,793	21,804
	MOROCCO	0.09	20	917	76
	NETHERLANDS	842.24	460,847	21,139,052	526,020
	PEOPLE'S REPUBLIC OF CHINA	33,385.95	2,776,636	127,364,293	3,003,381
	REPUBLIC OF KOREA	4,002.92	1,837,642	84,292,639	1,990,655
	SINGAPORE	51,394.41	9,917,182	454,901,138	10,585,402
	SLOVENIA	6.51	1,265	58,026	1,321
	SPAIN	241.48	16,904	775,386	18,074
	SWEDEN	10.40	2,714	124,491	2,851
	SWITZERLAND	10.01	67,722	3,106,408	70,277
	TAIWAN (REP. OF CHINA)	20,084.40	2,669,007	122,427,351	2,792,145
	THAILAND	2,148.95	281,993	12,935,019	304,713
	UK OF GREAT BRITAIN AND N. IRELAND	268.42	123,623	5,670,587	129,160
	UNITED STATES OF AMERICA	3,883.56	16,196,695	742,942,400	17,235,378
	VIETNAM	122.20	82,900	3,802,623	85,541
854121	Transistors, other than photosensitive transistors, with a dissipation rate of less than 1W	3,811.21	6,267,836	287,505,638	6,577,052
	AUSTRIA	13.76	44,692	2,050,022	46,081
	FRANCE	26.19	85,725	3,932,206	97,361
	GERMANY	127.10	59,186	2,714,862	63,753
	HONG KONG, CHINA	828.17	390,779	17,925,033	405,301

TABLE 8 - Continued

PSCC CODE	COMMODITY AND COUNTRY OF ORIGIN	GROSS WEIGHT (GK)	FOB VALUE		CIF
			DOLLARS	PESOS	DOLLARS
	HUNGARY	1.66	1,679	77,016	2,037
	JAPAN	164.81	35,913	1,647,329	42,181
	MALAYSIA	106.45	32,570	1,493,986	34,059
	NETHERLANDS	2.96	2,014	92,382	2,436
	PEOPLE'S REPUBLIC OF CHINA	279.14	140,495	6,444,506	152,251
	POLAND	11.17	9,958	456,773	11,197
	REPUBLIC OF KOREA	281.50	5,066	232,377	5,394
	SINGAPORE	902.48	358,332	16,436,689	393,890
	UK OF GREAT BRITAIN AND N. IRELAND	654.14	4,671,496	214,281,522	4,861,352
	UNITED STATES OF AMERICA	398.39	428,039	19,634,149	457,714
	VIETNAM	13.29	1,892	86,786	2,045
854129	Transistors, other than photosensitive transistors, with a dissipation rate of 1W or more	234,224.64	38,867,936	1,782,872,226	41,978,659
	AUSTRIA	42.48	120,397	5,522,610	125,328
	BELGIUM	21.12	1,604	73,575	1,774
	CANADA	1.47	573	26,284	703
	COSTA RICA	0.38	19	872	21
	CZECH REPUBLIC (CZECHOSLOVAKIA)	8.04	371	17,018	423
	DENMARK	4.95	11,973	549,202	12,307
	FRANCE	1.24	536	24,586	593
	GERMANY	4,545.34	927,769	42,556,764	987,375
	HONG KONG, CHINA	46,422.88	3,744,552	171,762,600	3,974,790
	HUNGARY	87.85	4,875	223,616	5,075
	INDIA	4.01	139	6,376	150
	ISRAEL	3.24	2,687	123,253	3,000
	ITALY	25.69	16,174	741,901	16,838
	JAPAN	11,731.33	3,650,157	167,432,702	4,050,030
	MALAYSIA	1,001.68	335,254	15,378,101	353,099
	MALTA	1.33	689	31,604	757
	MEXICO	442.80	287,242	13,175,791	309,550
	NETHERLANDS	319.35	292,203	13,403,352	306,307
	PEOPLE'S REPUBLIC OF CHINA	43,422.02	2,266,339	103,956,970	2,431,117
	REPUBLIC OF KOREA	37,251.00	6,854,337	314,408,438	7,790,441
	ROMANIA	1.04	111	5,092	114
	RUSSIAN FEDERATION	0.64	56	2,569	66
	SINGAPORE	74,373.52	9,204,341	422,203,122	9,845,209
	SWEDEN	1.60	103	4,725	169
	SWITZERLAND	0.54	9,668	443,471	9,941
	TAIWAN (REP. OF CHINA)	2,358.87	444,905	20,407,792	480,414
	THAILAND	1,655.74	41,658	1,910,852	48,922
	UK OF GREAT BRITAIN AND N. IRELAND	864.66	5,494,700	252,041,889	5,762,351
	UNITED ARAB EMIRATES, N.E.S.	0.87	364	16,697	396
	UNITED STATES OF AMERICA	9,600.47	5,149,034	236,186,190	5,455,902
	VIETNAM	28.49	5,106	234,212	5,497
854130	Thyristors, diacs and triacs, other than photosensitive devices	25,199.65	2,395,914	109,900,575	2,724,724
	BELGIUM	22.99	2,714	124,491	2,848
	CANADA	3.31	4,746	217,699	4,977
	CYPRUS	0.19	291	13,348	316
	CZECH REPUBLIC (CZECHOSLOVAKIA)	0.26	96	4,404	122
	FINLAND	18.27	6,904	316,686	58,202
	FRANCE	252.64	833,886	38,250,351	1,015,216
	GERMANY	4,515.62	303,716	13,931,453	330,012
	HONG KONG, CHINA	15,653.66	525,590	24,108,813	553,943
	JAPAN	1,788.99	262,054	12,020,417	279,943
	MALAYSIA	18.28	1,050	48,164	1,176
	NETHERLANDS	2.46	4,329	198,571	4,668
	PEOPLE'S REPUBLIC OF CHINA	1,086.79	228,847	10,497,212	238,734
	REPUBLIC OF KOREA	64.56	2,711	124,354	2,898
	SINGAPORE	959.33	114,698	5,261,197	123,549
	SLOVAK REPUBLIC (SLOVAKIA)	0.55	147	6,743	177
	SPAIN	7.69	221	10,137	257
	SWEDEN	10.51	1,478	67,796	1,533
	SWITZERLAND	13.18	3,640	166,967	3,743
	TAIWAN (REP. OF CHINA)	2.60	848	38,898	904
	UK OF GREAT BRITAIN AND N. IRELAND	746.82	94,890	4,352,604	98,151
	UNITED STATES OF AMERICA	30.95	3,058	140,270	3,355
854140	Photosensitive semiconductor devices, including photovoltaic cells whether or not assembled in modules or made up into panels; light emitting diodes	39,406,449.67	302,190,987	13,861,500,572	322,654,170

TABLE 8 - Continued

PSCC CODE	COMMODITY AND COUNTRY OF ORIGIN	GROSS WEIGHT (GK)	FOB VALUE		CIF DOLLARS
			DOLLARS	PESOS	
	AUSTRALIA	136.86	2,487	114,079	2,644
	CAMBODIA (DEMOCRATIC KAMPUCHEA)	6,017.39	1,262,657	57,918,077	1,515,105
	CANADA	11.79	62,551	2,869,214	64,823
	CHILE	61,530.59	263,809	12,100,919	273,232
	CZECH REPUBLIC (CZECHOSLOVAKIA)	779.95	14,232	652,822	15,383
	DOMINICAN REPUBLIC	0.56	62	2,844	68
	FRANCE	1,056.12	10,417	477,828	14,956
	GERMANY	819,937.08	8,287,505	380,147,855	8,731,919
	HONG KONG, CHINA	959,488.45	3,241,207	148,674,164	3,377,462
	INDIA	177.51	4,144	190,085	4,261
	INDONESIA	13,931.18	172,395	7,907,759	186,591
	IRELAND	1.54	83	3,807	89
	ISRAEL	26.63	1,251	57,383	1,415
	ITALY	4,071.27	59,226	2,716,696	63,136
	JAPAN	259,844.40	5,540,498	254,142,643	5,919,826
	MACAU	88.26	3,940	180,728	5,523
	MALAYSIA	84,748.30	11,779,759	540,337,545	12,483,339
	MEXICO	3,131.85	46,268	2,122,313	48,058
	NETHERLANDS	13.85	1,163	53,347	1,281
	PEOPLE'S REPUBLIC OF CHINA	34,490,950.73	242,234,845	11,111,312,340	258,409,991
	REPUBLIC OF KOREA	24,656.25	1,453,932	66,691,860	1,613,501
	RUSSIAN FEDERATION	0.66	21	963	25
	SINGAPORE	1,198,705.80	11,180,537	512,851,233	12,530,080
	SOUTH AFRICA, REP. OF	5.38	249	11,422	265
	SPAIN	83.68	8,883	407,463	9,006
	SWEDEN	0.01	117	5,367	127
	SWITZERLAND	182.83	8,288	380,171	9,039
	TAIWAN (REP. OF CHINA)	1,442,817.49	15,650,604	717,893,205	16,392,868
	THAILAND	1,453.40	106,103	4,866,945	119,680
	TURKEY	10,672.89	41,205	1,890,073	44,796
	UK OF GREAT BRITAIN AND N. IRELAND	1,706.56	26,800	1,229,316	29,140
	UNITED STATES OF AMERICA	20,219.83	725,712	33,288,409	786,501
	VIETNAM	0.58	37	1,697	40
854150	Other semiconductor devices	602,966.57	95,795,216	4,394,126,559	102,954,385
	AUSTRIA	2.47	620	28,439	629
	BELGIUM	0.12	68	3,119	76
	CANADA	5.20	7,187	329,668	7,479
	COSTA RICA	4.08	292	13,394	324
	CZECH REPUBLIC (CZECHOSLOVAKIA)	660.34	16,518	757,681	18,193
	DENMARK	161.19	7,353	337,282	8,351
	ESTONIA	1.04	145	6,651	165
	FINLAND	47.42	82,087	3,765,331	93,177
	FRANCE	287.72	232,096	10,646,244	241,498
	GERMANY	17,356.63	1,685,131	77,296,959	1,825,626
	GREENLAND	7.50	1,942	89,080	2,022
	HONG KONG, CHINA	78,305.46	3,908,946	179,303,353	4,185,369
	HUNGARY	57.76	11,404	523,101	12,329
	INDIA	2,402.16	54,232	2,487,622	58,896
	INDONESIA	2,046.53	18,119	831,119	27,316
	IRELAND	73.55	37,110	1,702,236	40,639
	ISRAEL	18.46	5,148	236,139	5,540
	ITALY	672.77	85,314	3,913,353	91,893
	JAPAN	138,128.41	24,377,870	1,118,212,897	25,710,984
	MACAU	827.60	57,966	2,658,900	61,367
	MALAYSIA	24,537.90	1,114,557	51,124,730	1,245,421
	MEXICO	593.47	424,336	19,464,292	470,751
	NETHERLANDS	348.17	38,713	1,775,765	42,420
	NORWAY	1.66	3,599	165,086	3,799
	PEOPLE'S REPUBLIC OF CHINA	101,049.32	3,125,564	143,369,621	3,367,472
	POLAND	5.62	3,599	165,086	3,797
	REPUBLIC OF KOREA	23,717.95	5,894,441	270,378,009	6,449,783
	ROMANIA	374.99	15,092	692,270	17,608
	SINGAPORE	50,204.82	6,360,944	291,776,501	6,829,478
	SLOVAK REPUBLIC (SLOVAKIA)	2.21	8,077	370,492	8,501
	SPAIN	4,219.02	51,401	2,357,764	52,905
	SWEDEN	5.54	1,804	82,749	1,958
	SWITZERLAND	8.33	1,663	76,282	1,907
	TAIWAN (REP. OF CHINA)	88,213.79	6,896,577	316,345,987	7,583,298
	THAILAND	44,971.47	1,957,346	89,783,461	2,180,831
	TURKEY	1,812.04	26,249	1,204,042	27,694
	UK OF GREAT BRITAIN AND N. IRELAND	252.10	334,235	15,331,359	348,803

TABLE 8 - Continued

PSCC CODE	COMMODITY AND COUNTRY OF ORIGIN	GROSS WEIGHT (GK)	FOB VALUE		CIF DOLLARS
			DOLLARS	PESOS	
	UNITED ARAB EMIRATES, N.E.S.	58.42	346	15,871	389
	UNITED STATES OF AMERICA	21,352.84	38,889,391	1,783,856,365	41,859,290
	VIETNAM	170.50	57,734	2,648,259	66,407
854160	Mounted piezo-electric crystals	111,145.82	15,524,284	712,098,909	16,904,973
	CANADA	15.96	3,532	162,013	3,872
	CZECH REPUBLIC (CZECHOSLOVAKIA)	98.96	31,299	1,435,685	35,846
	GERMANY	1,712.84	443,811	20,357,611	495,284
	HONG KONG, CHINA	33,150.55	1,950,595	89,473,793	2,104,010
	HUNGARY	25.91	129	5,917	133
	INDONESIA	403.70	89,134	4,088,577	94,402
	ISRAEL	7.20	1,154	52,934	1,320
	ITALY	131.22	48,246	2,213,044	51,150
	JAPAN	5,187.41	5,785,846	265,396,756	6,202,119
	MALAYSIA	1,552.60	254,576	11,677,401	267,047
	NETHERLANDS	3.19	2,902	133,115	3,233
	NEW ZEALAND	1.17	3,478	159,536	3,633
	PEOPLE'S REPUBLIC OF CHINA	33,822.26	3,432,297	157,439,463	3,849,040
	REPUBLIC OF KOREA	1,743.79	216,483	9,930,075	242,687
	SENEGAL	2.78	161	7,385	185
	SINGAPORE	19,767.76	1,125,141	51,610,218	1,236,701
	SWITZERLAND	39.58	101,687	4,664,383	114,318
	TAIWAN (REP. OF CHINA)	12,539.37	1,615,179	74,088,261	1,731,031
	THAILAND	320.29	355,126	16,289,630	400,554
	UK OF GREAT BRITAIN AND N. IRELAND	10.31	1,839	84,355	2,067
	UNITED STATES OF AMERICA	602.38	61,083	2,801,877	65,680
	VIETNAM	6.59	586	26,880	661
854190	Parts of diodes, transistors and similar semiconductor devices, etc. of heading No. 85.41	1,663,786.72	39,905,221	1,830,452,485	41,866,313
	AUSTRALIA	78.66	20,604	945,105	21,238
	AUSTRIA	4.27	2,206	101,189	2,270
	BELGIUM	662.14	89,666	4,112,979	92,194
	BRAZIL	0.64	110	5,046	120
	CAMBODIA (DEMOCRATIC KAMPUCHEA)	0.55	53	2,431	90
	CANADA	112.50	122,123	5,601,782	128,336
	CZECH REPUBLIC (CZECHOSLOVAKIA)	50.56	115,594	5,302,297	119,800
	FRANCE	68.43	9,155	419,940	9,921
	GERMANY	3,122.31	193,249	8,864,332	208,997
	HONG KONG, CHINA	41,079.79	810,853	37,193,827	923,237
	INDIA	1,325.84	12,046	552,550	14,560
	INDONESIA	150.24	9,062	415,674	9,319
	IRELAND	1.67	125	5,734	269
	ISRAEL	4.29	7,642	350,539	8,339
	ITALY	806.68	52,067	2,388,313	53,735
	JAPAN	21,248.34	3,827,793	175,580,865	4,099,737
	LITHUANIA	27.43	1,221	56,007	1,256
	MALAYSIA	14,475.27	147,655	6,772,934	155,619
	MEXICO	749.12	10,153	465,718	10,566
	NETHERLANDS	112.17	12,061	553,238	12,402
	PEOPLE'S REPUBLIC OF CHINA	1,474,177.74	7,674,181	352,014,683	8,220,960
	POLAND	13.86	7,421	340,402	7,540
	REPUBLIC OF KOREA	3,261.71	329,509	15,114,577	348,258
	SINGAPORE	27,003.97	4,330,635	198,646,227	4,629,341
	SLOVENIA	134.38	5,152	236,322	5,196
	SOUTH AFRICA, REP. OF	70.83	4,637	212,699	4,653
	SPAIN	252.98	7,445	341,502	7,509
	SWEDEN	67.68	26,713	1,225,325	27,319
	SWITZERLAND	2,176.63	219,458	10,066,538	229,857
	TAIWAN (REP. OF CHINA)	60,984.38	17,547,553	804,906,256	17,946,023
	THAILAND	6,240.87	460,645	21,129,786	527,528
	UK OF GREAT BRITAIN AND N. IRELAND	441.55	117,158	5,374,037	120,762
	UNITED ARAB EMIRATES, N.E.S.	59.27	1,050	48,164	1,119
	UNITED STATES OF AMERICA	4,819.42	3,729,872	171,089,229	3,917,841
	VIETNAM	0.55	354	16,238	402
8542	Electronic integrated circuits and microassemblies.	5,191,792.64	3,188,671,549	146,264,363,953	3,407,901,579
854210	Cards incorporating an electronic integrated circuit ("smart" cards)	582,530.15	29,184,123	1,338,675,721	30,881,726
	AUSTRIA	1.55	1,438	65,961	1,590

TABLE 8 - *Continued*

PSCC CODE	COMMODITY AND COUNTRY OF ORIGIN	GROSS WEIGHT (GK)	FOB VALUE		CIF DOLLARS
			DOLLARS	PESOS	
	BELGIUM	25.77	2,144	98,345	2,150
	CANADA	0.55	1,054	48,347	1,147
	DENMARK	2.31	172	7,890	211
	FRANCE	13,857.44	884,646	40,578,712	939,521
	GERMANY	28.60	11,023	505,625	11,866
	HONG KONG, CHINA	123,613.58	4,419,251	202,711,043	4,585,101
	INDIA	1,238.28	89,429	4,102,108	91,271
	INDONESIA	8,431.03	117,543	5,391,697	154,266
	ISRAEL	0.14	41	1,881	47
	ITALY	1.66	1,462	67,062	1,592
	JAPAN	8,614.59	1,767,690	81,083,940	1,865,972
	MACAU	65,582.79	1,513,159	69,408,603	1,546,916
	MALAYSIA	20.22	360	16,513	413
	NETHERLANDS	154.41	155,963	7,154,023	157,534
	NORWAY	114.36	166,808	7,651,483	168,886
	PEOPLE'S REPUBLIC OF CHINA	180,401.45	7,951,465	364,733,700	8,413,852
	REPUBLIC OF KOREA	4,132.29	187,167	8,585,350	197,406
	SINGAPORE	94,830.41	4,074,537	186,899,012	4,418,765
	SOUTH AFRICA, REP. OF	1,916.61	120,473	5,526,097	120,823
	SPAIN	72.17	12,906	591,998	13,290
	SWEDEN	41.76	916,523	42,040,910	927,114
	SWITZERLAND	10.11	1,594	73,117	1,636
	TAIWAN (REP. OF CHINA)	54,337.22	3,205,499	147,036,239	3,346,336
	THAILAND	23,829.47	2,510,998	115,179,478	2,808,555
	UK OF GREAT BRITAIN AND N. IRELAND	865.10	924,893	42,424,842	951,697
	UNITED ARAB EMIRATES, N.E.S.	97.16	7,986	366,318	8,348
	UNITED STATES OF AMERICA	309.12	137,899	6,325,427	145,421
854221	Digital monolithic integrated circuits	1,682,366.12	1,240,829,248	56,916,837,609	1,325,747,186
	AUSTRALIA	254.40	101,526	4,656,998	113,511
	AUSTRIA	8,544.50	6,287,033	288,386,204	6,704,575
	BELGIUM	35.34	41,359	1,897,138	43,567
	BRAZIL	0.64	3,515	161,233	3,614
	BULGARIA	7.47	218,647	10,029,338	226,632
	CAMEROON	0.29	35	1,605	38
	CANADA	12.70	4,139	189,856	4,316
	CAYMAN ISLANDS	2,432.22	1,082,777	49,666,981	1,166,954
	COSTA RICA	259.22	56,429	2,588,399	58,830
	CZECH REPUBLIC (CZECHOSLOVAKIA)	1,254.62	68,581	3,145,810	70,901
	DEMOCRATIC PEOPLE'S REP. OF KOREA	132.52	832,950	38,207,417	856,179
	DENMARK	4.55	3,967	181,966	4,169
	EGYPT ARAB REPUBLIC	11.18	1,222	56,053	1,257
	ESTONIA	0.03	35	1,605	38
	FINLAND	45.41	25,293	1,160,190	26,938
	FRANCE	10,233.39	29,383,897	1,347,839,355	32,150,088
	GERMANY	5,023.68	4,253,560	195,110,797	4,576,188
	HONG KONG, CHINA	112,437.74	33,150,036	1,520,592,151	35,313,113
	HUNGARY	169.37	19,148	878,319	20,076
	ICELAND	5.39	880	40,366	937
	INDIA	4,760.91	9,157	420,032	10,473
	INDONESIA	7,692.55	783,504	35,939,329	893,268
	IRELAND	145.11	88,770	4,071,879	98,485
	ISRAEL	624.55	345,210	15,834,782	377,763
	ITALY	2,050.63	2,336,286	107,165,438	2,563,156
	JAMAICA (EXCLUDES CAYMAN IS., TURKS, CAICOS)	0.38	2,031	93,162	2,114
	JAPAN	126,010.45	89,341,272	4,098,084,147	93,748,972
	LUXEMBOURG	0.03	36	1,651	38
	MALAYSIA	70,295.16	50,740,987	2,327,489,074	53,517,992
	MALTA	1,887.35	3,871,532	177,587,173	4,089,700
	MEXICO	3,846.68	4,524,317	207,530,421	4,633,843
	MOROCCO	101.81	70,799	3,247,550	83,352
	MYANMAR, UNION OF (BURMA)	0.62	2,453	112,518	2,605
	NETHERLANDS	2,597.69	3,343,795	153,379,877	3,773,671
	NORWAY	4.91	6,574	301,550	7,282
	OKINAWA	52.88	37,907	1,738,794	39,599
	PEOPLE'S REPUBLIC OF CHINA	305,087.43	114,098,693	5,233,707,049	120,817,074
	POLAND	0.71	22	1,009	25
	REPUBLIC OF KOREA	252,730.82	270,925,577	12,427,356,218	291,053,794
	ROMANIA	13.83	9,943	456,086	10,413
	RUSSIAN FEDERATION	0.77	487	22,339	531
	RWANDA	22.51	681	31,237	877
	SAUDI ARABIA	0.77	930	42,659	990
	SINGAPORE	168,229.84	172,558,069	7,915,238,625	185,136,891

TABLE 8 - Continued

PSCC CODE	COMMODITY AND COUNTRY OF ORIGIN	GROSS WEIGHT (GK)	FOB VALUE		CIF DOLLARS
			DOLLARS	PESOS	
	SLOVAK REPUBLIC (SLOVAKIA)	8.83	4,872	223,479	5,097
	SLOVENIA	26.94	5,063	232,240	5,264
	SPAIN	237.40	42,024	1,927,641	44,646
	SWEDEN	10.76	1,353	62,062	1,528
	SWITZERLAND	371.98	234,707	10,766,010	250,133
	TAIWAN (REP. OF CHINA)	409,605.67	333,700,456	15,306,839,917	357,789,275
	THAILAND	147,088.69	30,498,103	1,398,947,984	33,002,183
	TUNISIA	0.93	710	32,568	807
	TURKEY	9.41	9,467	434,251	9,879
	TURKS AND CAICOS ISLANDS	12.19	45,083	2,067,957	45,083
	UK OF GREAT BRITAIN AND N. IRELAND	3,036.21	498,642	22,872,709	545,541
	UKRAINE (UKRAINIAN S.S.R.)	0.09	94	4,312	114
	UNITED ARAB EMIRATES, N.E.S.	33.79	22,329	1,024,232	24,066
	UNITED STATES OF AMERICA	34,877.66	87,120,700	3,996,226,509	91,806,283
	VIETNAM	22.52	11,584	531,358	12,458
854229	Other digital monolithic integrated circuits, n.e.s.	636,835.94	1,571,472,160	72,083,427,977	1,677,252,884
	AUSTRIA	553.75	137,024	6,285,290	142,780
	BELGIUM	43.57	187,474	8,599,432	196,127
	BULGARIA	1.66	9,448	433,380	9,859
	CANADA	37.43	108,373	4,971,070	112,407
	CAYMAN ISLANDS	155.02	67,204	3,082,647	75,702
	CZECH REPUBLIC (CZECHOSLOVAKIA)	2.19	910	41,742	1,017
	DEMOCRATIC PEOPLE'S REP. OF KOREA	1.50	3,752	172,104	3,906
	EL SALVADOR	15.73	1,855	85,089	2,013
	FINLAND	234.21	456,243	20,927,866	505,947
	FRANCE	287.79	1,881,308	86,295,598	2,150,766
	GERMANY	8,194.56	33,144,084	1,520,319,133	35,721,011
	HONG KONG, CHINA	24,542.33	4,437,395	203,543,308	4,699,648
	INDIA	0.01	28	1,284	49
	INDONESIA	17.92	815,814	37,421,388	945,502
	IRELAND	144.72	185,922	8,528,242	198,500
	ISRAEL	75.62	110,968	5,090,102	115,081
	ITALY	34.58	118,162	5,420,091	123,320
	JAPAN	47,305.96	116,166,844	5,328,573,134	123,060,526
	MALAYSIA	38,132.61	7,551,352	346,380,516	7,985,391
	MALTA	0.77	53	2,431	57
	MEXICO	45.45	438,469	20,112,573	449,032
	MOROCCO	1.12	303	13,899	406
	NETHERLANDS	879.97	401,912	18,435,703	415,416
	NORWAY	19,824.41	3,281,318	150,514,057	3,901,409
	PEOPLE'S REPUBLIC OF CHINA	235,007.98	85,429,377	3,918,645,523	91,798,197
	REPUBLIC OF KOREA	75,294.22	353,264,925	16,204,262,110	367,927,799
	SINGAPORE	18,033.76	31,793,198	1,458,353,992	32,795,879
	SPAIN	0.51	1,152	52,842	1,253
	SWITZERLAND	50.24	28,054	1,286,837	29,945
	TAIWAN (REP. OF CHINA)	72,233.69	235,374,481	10,796,627,444	252,564,918
	THAILAND	2,496.60	7,159,524	328,407,366	7,828,147
	UK OF GREAT BRITAIN AND N. IRELAND	494.65	2,491,769	114,297,444	2,656,474
	UNITED ARAB EMIRATES, N.E.S.	2.07	8,095	371,318	8,738
	UNITED STATES OF AMERICA	92,584.63	686,393,372	31,484,863,974	740,801,264
	VIETNAM	104.71	21,998	1,009,048	24,398
854260	Hybrid integrated circuits	2,506.77	1,435,170	65,831,248	1,567,438
	HONG KONG, CHINA	42.03	3,078	141,188	3,251
	JAPAN	558.68	107,979	4,952,997	124,787
	MALAYSIA	303.12	425,268	19,507,043	455,166
	PEOPLE'S REPUBLIC OF CHINA	7.49	1,055	48,393	1,120
	REPUBLIC OF KOREA	5.72	4,697	215,451	4,890
	SINGAPORE	275.77	290,747	13,336,565	313,251
	TAIWAN (REP. OF CHINA)	1,086.24	528,588	24,246,332	583,774
	THAILAND	13.28	23,135	1,061,202	24,373
	UNITED STATES OF AMERICA	214.44	50,623	2,322,077	56,826
854270	Electronic microassemblies	441,336.85	122,360,455	5,612,674,069	132,983,731
	ANDORRA	86.21	144,405	6,623,857	153,791
	ARGENTINA	16.88	423	19,403	462
	AUSTRALIA	205.01	6,693	307,008	7,784
	AUSTRIA	1.08	968	44,402	1,066
	BELGIUM	765.77	7,308	335,218	8,214
	CANADA	4.18	3,132	143,665	3,336

TABLE 8 - Continued

PSCC CODE	COMMODITY AND COUNTRY OF ORIGIN	GROSS WEIGHT (GK)	FOB VALUE		CIF
			DOLLARS	PESOS	DOLLARS
	COSTA RICA	0.94	938	43,026	981
	DENMARK	51.12	5,424	248,799	5,914
	ECUADOR	8.85	2,557	117,290	2,624
	FINLAND	82.79	1,324	60,732	1,469
	FRANCE	451.56	65,990	3,026,961	70,789
	GERMANY	3,450.61	596,941	27,381,684	658,266
	GUAM	355.59	2,309	105,914	2,459
	HONG KONG, CHINA	35,660.87	2,662,256	122,117,683	2,939,823
	HUNGARY	0.10	80	3,670	92
	INDIA	0.08	97	4,449	100
	INDONESIA	1,016.61	706,058	32,386,880	738,114
	ISRAEL	2,135.18	21,970	1,007,764	23,777
	ITALY	95.03	119,083	5,462,337	124,935
	JAPAN	60,420.45	17,049,637	782,066,849	19,140,115
	MALAYSIA	1,864.89	1,316,652	60,394,827	1,425,028
	MALI (WEST AFRICA)	6.94	15,241	699,105	15,906
	MALTA	13.44	11,784	540,532	12,644
	MEXICO	32.09	3,705	169,948	4,331
	MOROCCO	2.31	907	41,604	966
	NETHERLANDS	4,450.86	1,034,789	47,465,771	1,198,313
	NORWAY	105.44	14,274	654,748	14,752
	PEOPLE'S REPUBLIC OF CHINA	126,990.69	3,397,493	155,843,004	3,642,485
	POLAND	0.77	40	1,835	43
	REPUBLIC OF KOREA	35,850.19	11,678,947	535,713,299	12,468,983
	SAUDI ARABIA	396.71	11,454	525,395	11,774
	SINGAPORE	37,572.15	14,635,945	671,350,797	16,157,423
	SOUTH AFRICA, REP. OF	382.32	4,499	206,369	4,656
	SPAIN	23.30	2,712	124,399	2,902
	SWEDEN	105.85	29,050	1,332,524	30,239
	SWITZERLAND	69.70	17,978	824,651	18,961
	TAIWAN (REP. OF CHINA)	85,657.73	57,629,868	2,643,482,045	62,325,997
	THAILAND	13,470.10	1,357,767	62,280,772	1,454,726
	UK OF GREAT BRITAIN AND N. IRELAND	2,030.33	433,422	19,881,067	504,698
	UNITED ARAB EMIRATES, N.E.S.	83.98	4,706	215,864	5,834
	UNITED STATES OF AMERICA	27,397.92	9,357,408	429,224,305	9,794,511
	VIETNAM	20.23	4,221	193,617	4,448
854290	Parts of electronic integrated circuits and microassemblies	1,846,216.81	223,390,393	10,246,917,329	239,468,614
	AUSTRALIA	527.87	10,267	470,947	11,181
	AUSTRIA	22,881.62	1,121,470	51,441,829	1,205,711
	BELGIUM	36,842.87	1,017,837	46,688,183	1,060,981
	BULGARIA	1.65	22	1,009	93
	CANADA	7.15	18,098	830,155	18,972
	CZECH REPUBLIC (CZECHOSLOVAKIA)	970.45	49,030	2,249,006	56,918
	DENMARK	1.11	5,894	270,358	6,177
	FINLAND	1,179.95	2,518,263	115,512,724	2,903,291
	FRANCE	2,520.47	1,794,779	82,326,513	1,983,371
	GERMANY	42,652.71	2,090,388	95,886,098	2,248,742
	GREECE	5.53	166	7,614	184
	HONG KONG, CHINA	167,544.61	9,176,789	420,939,312	9,704,464
	HUNGARY	139.43	23,038	1,056,753	24,432
	INDIA	1,860.72	25,429	1,166,428	27,693
	INDONESIA	1,615.40	86,976	3,989,589	96,545
	IRELAND	29.35	30,282	1,389,035	33,582
	ISRAEL	14.41	2,648	121,464	3,023
	ITALY	3,818.38	341,310	15,655,890	363,753
	JAMAICA (EXCLUDES CAYMAN IS., TURKS, CAICOS)	0.91	46	2,110	50
	JAPAN	475,420.32	91,261,539	4,186,166,794	98,670,046
	MACAU	305.79	30,095	1,380,458	32,554
	MALAYSIA	174,272.79	9,806,827	449,839,154	10,578,599
	MALTA	1.14	19	872	77
	MEXICO	8,332.28	5,461,554	250,521,482	5,767,989
	MOROCCO	3.33	685	31,421	888
	NETHERLANDS	334.39	156,772	7,191,132	165,473
	NORWAY	2.72	609	27,935	657
	PEOPLE'S REPUBLIC OF CHINA	215,393.24	10,914,787	500,661,279	11,697,567
	REPUBLIC OF KOREA	65,305.24	17,728,177	813,191,480	18,888,114
	SAUDI ARABIA	23.87	899	41,237	976
	SINGAPORE	171,656.24	11,830,728	542,675,494	12,863,523
	SLOVAK REPUBLIC (SLOVAKIA)	0.64	212	9,724	248
	SPAIN	302.98	5,508	252,652	6,083
	SWEDEN	1.69	57	2,615	68
	SWITZERLAND	103.28	10,346	474,571	12,493

TABLE 8 - Continued

PSCC CODE	COMMODITY AND COUNTRY OF ORIGIN	GROSS WEIGHT (GK)	FOB VALUE		CIF
			DOLLARS	PESOS	DOLLARS
	TAIWAN (REP. OF CHINA)	280,630.86	24,114,449	1,106,129,776	25,361,052
	THAILAND	141,217.87	3,237,937	148,524,171	3,551,710
	TURKEY	896.94	13,185	604,796	14,816
	UK OF GREAT BRITAIN AND N. IRELAND	2,216.18	652,551	29,932,514	692,361
	UNITED STATES OF AMERICA	22,388.36	29,637,510	1,359,472,583	31,188,322
	VIETNAM	4,792.07	213,215	9,780,172	225,835
8543	Electrical machines and apparatus, having individual functions, not specified or included elsewhere in this Chapter.	4,411,127.23	92,262,142	4,232,064,454	97,122,097
854311	Ion implanters for doping semiconductor materials	226,176.29	1,527,776	70,079,085	1,747,397
	REPUBLIC OF KOREA	226,176.29	1,527,776	70,079,085	1,747,397
854319	Other particle accelerators	432.17	225,550	10,345,980	230,499
	HONG KONG, CHINA	75.58	38,926	1,785,536	39,275
	INDONESIA	0.85	149	6,835	160
	JAPAN	172.44	88,594	4,063,807	89,971
	MALAYSIA	2.91	4,259	195,360	4,259
	PEOPLE'S REPUBLIC OF CHINA	14.52	387	17,752	422
	REPUBLIC OF KOREA	42.52	71,163	3,264,247	73,218
	SINGAPORE	84.50	7,856	360,355	8,239
	UNITED STATES OF AMERICA	38.85	14,216	652,088	14,955
854320	Signal generators	181,383.63	1,839,352	84,371,074	1,957,698
	AUSTRALIA	0.83	4,784	219,442	5,111
	CANADA	17.76	3,234	148,344	3,344
	CZECH REPUBLIC (CZECHOSLOVAKIA)	10.21	836	38,347	892
	DENMARK	30.62	34,359	1,576,047	35,305
	GERMANY	287.27	165,342	7,584,238	175,130
	HONG KONG, CHINA	179.82	81,725	3,748,726	89,207
	IRELAND	10.64	1,774	81,373	1,824
	ITALY	54.23	1,459	66,924	1,948
	JAPAN	1,009.62	210,701	9,664,855	236,846
	MALAYSIA	86.04	26,879	1,232,940	27,940
	NETHERLANDS	0.83	35	1,605	43
	NEW ZEALAND	85.47	77,648	3,561,714	77,712
	NORWAY	3.70	67	3,073	96
	PEOPLE'S REPUBLIC OF CHINA	1,524.70	40,791	1,871,083	42,440
	REPUBLIC OF KOREA	172,451.60	238,383	10,934,628	252,364
	SINGAPORE	4,170.25	318,216	14,596,568	338,843
	SPAIN	7.50	541	24,816	578
	SWITZERLAND	2.57	3,998	183,388	4,277
	TAIWAN (REP. OF CHINA)	38.43	2,329	106,831	2,463
	THAILAND	178.62	29,866	1,369,953	30,913
	UK OF GREAT BRITAIN AND N. IRELAND	106.14	19,159	878,823	20,716
	UNITED ARAB EMIRATES, N.E.S.	5.22	2,458	112,748	2,824
	UNITED STATES OF AMERICA	1,121.56	574,768	26,364,608	606,882
854330	Machines and apparatus for electroplating, electrolysis or electrophoresis	333,453.96	5,429,326	249,043,184	5,878,234
	ARGENTINA	21.62	1,738	79,722	2,019
	AUSTRALIA	501.26	60,088	2,756,237	62,745
	BELGIUM	21.30	1,367	62,704	1,544
	FRANCE	1.68	37	1,697	108
	GERMANY	797.36	62,648	2,873,664	66,174
	HONG KONG, CHINA	147,750.05	1,248,098	57,250,255	1,448,233
	INDONESIA	43.16	9,317	427,371	10,617
	ITALY	1,042.24	43,734	2,006,079	46,480
	JAPAN	6,674.97	394,095	18,077,138	411,321
	MALAYSIA	1,206.52	167,843	7,698,958	177,059
	NETHERLANDS	449.88	264,076	12,113,166	290,642
	PEOPLE'S REPUBLIC OF CHINA	107,271.71	865,755	39,712,182	930,915
	REPUBLIC OF KOREA	26,597.01	777,044	35,643,008	805,437
	SINGAPORE	2,176.57	192,530	8,831,351	201,031
	TAIWAN (REP. OF CHINA)	30,113.77	617,294	28,315,276	655,343
	THAILAND	4,110.33	94,877	4,352,008	108,199
	UK OF GREAT BRITAIN AND N. IRELAND	325.71	41,684	1,912,045	42,987
	UNITED STATES OF AMERICA	4,348.82	587,101	26,930,323	617,380
854340	Electric fence energisers	14,725.96	159,246	7,304,614	174,521

TABLE 8 - Continued

PSCC CODE	COMMODITY AND COUNTRY OF ORIGIN	GROSS WEIGHT (GK)	FOB VALUE		CIF
			DOLLARS	PESOS	DOLLARS
	AUSTRALIA	123.51	11,926	547,046	12,358
	JAPAN	53.46	794	36,421	849
	MALAYSIA	31.16	1,447	66,374	1,506
	NETHERLANDS	193.21	3,013	138,206	3,219
	NEW ZEALAND	44.51	685	31,421	853
	PEOPLE'S REPUBLIC OF CHINA	11,898.87	13,422	615,667	14,272
	SINGAPORE	1,011.22	109,222	5,010,013	119,653
	SOUTH AFRICA, REP. OF	1,209.40	12,683	581,769	14,951
	SWITZERLAND	64.15	1,096	50,274	1,152
	UK OF GREAT BRITAIN AND N. IRELAND	12.19	544	24,953	656
	UNITED STATES OF AMERICA	84.28	4,414	202,470	5,052
854381	Proximity tags and cards	23,814.80	1,483,203	68,034,521	1,574,489
	AUSTRALIA	53.03	10,186	467,232	10,542
	FRANCE	0.96	43	1,972	50
	GERMANY	232.92	3,260	149,536	3,561
	HONG KONG, CHINA	527.84	30,073	1,379,449	31,291
	INDIA	976.11	12,011	550,945	13,255
	JAPAN	54.69	6,852	314,301	6,992
	MALAYSIA	155.74	14,767	677,362	15,640
	PEOPLE'S REPUBLIC OF CHINA	19,442.38	1,135,347	52,078,367	1,200,213
	REPUBLIC OF KOREA	1,756.69	146,808	6,734,083	161,013
	SINGAPORE	65.13	489	22,430	514
	SPAIN	49.59	435	19,953	490
	SWEDEN	193.81	74,137	3,400,664	79,925
	TAIWAN (REP. OF CHINA)	166.17	11,977	549,385	12,357
	THAILAND	3.33	250	11,468	283
	UNITED STATES OF AMERICA	136.41	36,568	1,677,374	38,363
854389	Other electrical machines and apparatus, n.e.s.	2,838,421.45	71,742,422	3,290,824,896	75,009,257
	AUSTRALIA	1,210.36	122,938	5,639,166	127,191
	AUSTRIA	5.57	1,172	53,760	1,207
	BELGIUM	605.51	20,728	950,794	21,750
	CANADA	782.80	97,593	4,476,591	101,477
	CZECH REPUBLIC (CZECHOSLOVAKIA)	344.71	22,965	1,053,405	26,165
	DEMOCRATIC PEOPLE'S REP. OF KOREA	1.60	554	25,412	577
	DENMARK	71.45	9,173	420,765	9,602
	FINLAND	97.35	3,195	146,555	3,306
	FRANCE	48,330.93	977,511	44,838,430	1,188,677
	GERMANY	12,342.24	1,351,489	61,992,802	1,465,780
	HONG KONG, CHINA	86,303.35	3,222,785	147,829,147	3,364,377
	HUNGARY	116.94	62,753	2,878,480	65,323
	INDIA	3,135.63	182,441	8,368,569	192,515
	INDONESIA	13,213.33	432,020	19,816,758	447,189
	IRELAND	0.83	1,484	68,071	1,586
	ISRAEL	18.02	12,952	594,109	12,966
	ITALY	8,028.19	513,867	23,571,080	563,902
	JAPAN	98,399.84	7,772,886	356,542,280	8,227,540
	MALAYSIA	33,603.21	529,470	24,286,789	556,579
	MEXICO	457.64	83,302	3,821,063	88,330
	NETHERLANDS	1,212.09	35,543	1,630,357	38,441
	NEW ZEALAND	0.85	3,061	140,408	3,065
	PEOPLE'S REPUBLIC OF CHINA	2,239,359.12	28,155,336	1,291,485,262	28,880,478
	POLAND	16.09	722	33,118	782
	REPUBLIC OF KOREA	63,018.08	20,242,407	928,519,210	21,126,351
	SINGAPORE	29,268.77	1,917,467	87,954,211	2,017,074
	SLOVENIA	47.86	2,199	100,868	2,289
	SPAIN	218.30	8,664	397,417	9,507
	SWEDEN	2,318.69	316,223	14,505,149	338,485
	SWITZERLAND	13,788.31	167,084	7,664,143	185,898
	TAIWAN (REP. OF CHINA)	36,764.41	1,298,412	59,558,158	1,399,825
	THAILAND	85,966.75	565,452	25,937,283	765,318
	UK OF GREAT BRITAIN AND N. IRELAND	9,442.33	553,425	25,385,604	569,665
	UNITED ARAB EMIRATES, N.E.S.	466.05	7,577	347,557	7,776
	UNITED STATES OF AMERICA	47,163.94	2,483,832	113,933,372	2,610,659
	VIETNAM	2,300.31	563,740	25,858,753	587,605
854390	Parts of electrical machines and apparatus, having individual functions	792,718.97	9,855,267	452,061,100	10,550,002
	AUSTRALIA	791.08	88,792	4,072,889	100,237

TABLE 8 - *Continued*

PSCC CODE	COMMODITY AND COUNTRY OF ORIGIN	GROSS WEIGHT (GK)	FOB VALUE		CIF
			DOLLARS	PESOS	DOLLARS
	AUSTRIA	43.68	2,052	94,125	2,142
	BELGIUM	74.03	7,162	328,521	8,142
	CANADA	8.55	2,120	97,244	2,269
	COLOMBIA	6.65	512	23,485	579
	DENMARK	7.50	9,834	451,086	10,507
	FRANCE	10.43	14,987	687,454	15,554
	GERMANY	3,664.14	160,902	7,380,575	178,119
	HONG KONG, CHINA	12,703.30	389,191	17,852,192	407,043
	HUNGARY	0.03	22	1,009	23
	INDIA	56.45	3,255	149,307	3,555
	INDONESIA	31.89	1,301	59,677	1,338
	ISRAEL	27.31	30,977	1,420,915	32,349
	ITALY	3,182.13	232,565	10,667,756	242,035
	JAMAICA (EXCLUDES CAYMAN IS., TURKS, CAICOS)	0.01	527	24,173	562
	JAPAN	162,997.23	2,945,865	135,126,827	3,188,418
	LIECHTENSTEIN	173.06	39,844	1,827,645	41,859
	MALAYSIA	4,334.34	192,426	8,826,581	223,411
	MEXICO	243.60	5,389	247,193	6,294
	NETHERLANDS	62.36	8,025	368,107	8,617
	PEOPLE'S REPUBLIC OF CHINA	505,696.63	1,323,879	60,726,330	1,416,694
	POLAND	3.96	1,159	53,163	1,326
	REPUBLIC OF KOREA	54,449.02	1,263,119	57,939,270	1,363,416
	SINGAPORE	9,857.86	1,446,473	66,349,718	1,532,224
	SOUTH AFRICA, REP. OF	769.58	7,835	359,391	9,513
	SWEDEN	189.64	757	34,723	816
	SWITZERLAND	237.32	37,741	1,731,180	40,085
	TAIWAN (REP. OF CHINA)	9,152.84	157,834	7,239,845	165,390
	THAILAND	327.77	68,395	3,137,278	72,933
	UK OF GREAT BRITAIN AND N. IRELAND	576.42	22,145	1,015,792	24,688
	UNITED STATES OF AMERICA	23,005.60	1,376,777	63,152,762	1,435,184
	VIETNAM	34.56	13,405	614,887	14,680
8544	Insulated (including enamelled or anodised) wire, cable, (including co-axial cable) and other insulated electric conductors, whether or not fitted with connectors; optical fibre cables, made up of individually sheathed fibres, whether or not assembled with electric conductors or fitted with connectors.	65,231,197.12	454,686,696	20,856,478,772	483,584,922
854411	Winding wire, of copper	6,400,919.89	47,016,729	2,156,657,365	49,490,164
	AFGHANISTAN	20.81	184	8,440	392
	AUSTRALIA	1,132.70	14,676	673,188	15,680
	AUSTRIA	6.89	9,726	446,132	10,376
	CANADA	378.08	4,283	196,461	4,576
	COSTA RICA	27.58	39,516	1,812,599	40,877
	CZECH REPUBLIC (CZECHOSLOVAKIA)	4.71	16,598	761,350	17,076
	DENMARK	13.35	747	34,265	853
	FRANCE	3,839.96	303,002	13,898,702	315,024
	GERMANY	5,751.24	745,542	34,198,012	845,941
	HONG KONG, CHINA	223,336.42	1,808,134	82,939,107	1,926,791
	INDIA	133,624.74	441,400	20,247,018	462,819
	INDONESIA	154,831.52	1,203,619	55,210,004	1,255,037
	ITALY	145.40	5,778	265,037	6,143
	JAPAN	300,777.17	5,870,672	269,287,724	6,262,710
	MALAYSIA	1,106,324.71	8,201,285	376,192,944	8,626,560
	NETHERLANDS	18,969.18	249,769	11,456,904	260,258
	PEOPLE'S REPUBLIC OF CHINA	1,703,849.90	8,857,963	406,314,763	9,331,581
	POLAND	0.83	24	1,101	32
	PORTUGAL	7,345.65	42,821	1,964,199	49,105
	REPUBLIC OF KOREA	271,701.85	1,706,150	78,261,101	1,760,747
	SINGAPORE	150,186.33	2,222,009	101,923,553	2,345,787
	SOUTH AFRICA, REP. OF	220.11	1,439	66,007	1,637
	SPAIN	528.20	13,586	623,190	13,947
	SWEDEN	204.23	8,011	367,465	8,132
	SWITZERLAND	3,715.67	287,872	13,204,689	313,416
	TAIWAN (REP. OF CHINA)	267,716.52	1,642,324	75,333,403	1,719,254
	THAILAND	1,923,128.27	12,545,152	575,446,123	13,048,196
	TURKEY	2.62	245	11,238	263
	UK OF GREAT BRITAIN AND N. IRELAND	88.58	9,752	447,324	10,502
	UNITED STATES OF AMERICA	23,217.64	492,203	22,577,352	547,473
	VIETNAM	99,829.03	272,247	12,487,970	288,979
854419	Other winding wire	3,363,237.92	51,964,846	2,383,627,491	55,535,538

TABLE 8 - Continued

PSCC CODE	COMMODITY AND COUNTRY OF ORIGIN	GROSS WEIGHT (GK)	FOB VALUE		CIF
			DOLLARS	PESOS	DOLLARS
	AUSTRALIA	4,979.11	37,403	1,715,676	42,270
	AUSTRIA	18.17	1,248	57,246	1,313
	BELGIUM	0.77	119	5,459	124
	CANADA	28.19	1,385	63,530	1,657
	CZECH REPUBLIC (CZECHOSLOVAKIA)	199.01	4,743	217,561	4,872
	FINLAND	131.04	1,045	47,934	1,096
	FRANCE	74.31	1,928	88,438	2,017
	GERMANY	4,934.87	253,086	11,609,055	268,226
	GREECE	8.70	3,060	140,362	3,205
	HONG KONG, CHINA	248,257.01	3,146,681	144,338,258	3,399,650
	INDIA	118,836.69	584,734	26,821,749	626,807
	INDONESIA	1,394.50	86,951	3,988,443	87,559
	ITALY	204.06	2,913	133,620	3,072
	JAPAN	258,946.06	30,912,083	1,417,937,248	32,911,611
	KUWAIT	0.83	87,682	4,021,973	93,681
	LITHUANIA	1.13	171	7,844	196
	MALAYSIA	156,900.20	980,965	44,996,865	1,041,281
	NETHERLANDS	781.58	29,682	1,361,513	31,608
	NEW ZEALAND	2.37	219	10,046	257
	PEOPLE'S REPUBLIC OF CHINA	861,030.57	2,801,077	128,485,402	2,938,819
	REPUBLIC OF KOREA	439,453.33	4,688,521	215,062,458	5,111,324
	SINGAPORE	37,012.40	2,249,924	103,204,014	2,413,798
	SPAIN	2.53	32	1,468	34
	SWEDEN	845.34	6,799	311,870	7,057
	SWITZERLAND	558.54	35,134	1,611,597	36,546
	TAIWAN (REP. OF CHINA)	979,712.63	2,986,701	136,999,974	3,219,413
	THAILAND	86,901.55	1,127,879	51,735,810	1,192,029
	TURKEY	38.84	727	33,347	757
	UK OF GREAT BRITAIN AND N. IRELAND	1,724.45	77,399	3,550,292	90,757
	UNITED ARAB EMIRATES, N.E.S.	10.02	2,135	97,932	2,306
	UNITED STATES OF AMERICA	143,145.07	1,738,868	79,761,876	1,878,454
	VIETNAM	17,104.05	113,552	5,208,631	123,742
854420	Co-axial cable and other co-axial electric conductors	7,047,860.32	49,912,078	2,289,467,016	52,752,148
	AUSTRALIA	25,146.08	170,790	7,834,137	189,342
	AUSTRIA	58.41	2,628	120,546	2,718
	BELGIUM	140.95	9,617	441,132	9,875
	BOSNIA AND HERZEGOVINA	17.40	295	13,532	342
	CANADA	73.83	13,153	603,329	13,580
	COSTA RICA	58.24	34,930	1,602,240	35,886
	CROATIA	0.74	206	9,449	245
	CZECH REPUBLIC (CZECHOSLOVAKIA)	0.77	253	11,605	260
	DEMOCRATIC PEOPLE'S REP. OF KOREA	10,224.32	7,697	353,061	7,718
	DENMARK	96.31	1,289	59,127	1,307
	FINLAND	1,496.89	58,173	2,668,395	63,549
	FRANCE	34,312.80	1,034,605	47,457,332	1,070,304
	GERMANY	117,364.43	851,544	39,060,323	874,784
	GREECE	5.22	321	14,724	350
	HONDURAS, REPUBLIC OF	307.78	7,618	349,438	8,426
	HONG KONG, CHINA	154,709.66	4,064,442	186,435,955	4,386,059
	HUNGARY	2.69	6,265	287,375	6,743
	INDIA	10,502.03	97,783	4,485,307	108,156
	INDONESIA	319,143.67	5,633,179	258,393,920	5,872,705
	IRELAND	1,617.05	863,317	39,600,351	898,762
	ISRAEL	34.02	208,463	9,562,198	215,247
	ITALY	14,152.47	178,511	8,188,299	183,588
	JAPAN	234,376.35	5,101,147	233,989,613	5,404,343
	LUXEMBOURG	76.82	11,670	535,303	12,406
	MALAYSIA	21,777.55	272,543	12,501,548	314,549
	MEXICO	2,434.33	68,502	3,142,186	75,447
	MYANMAR, UNION OF (BURMA)	0.13	24	1,101	27
	NETHERLANDS	3,173.63	760,901	34,902,529	787,540
	NEW ZEALAND	164.99	106,267	4,874,467	109,190
	NORWAY	12.53	512	23,485	803
	PEOPLE'S REPUBLIC OF CHINA	4,887,977.97	18,926,735	868,169,334	19,871,166
	POLAND	10.05	851	39,035	886
	REPUBLIC OF KOREA	347,504.23	2,052,643	94,154,734	2,214,635
	SAUDI ARABIA	129.57	10,261	470,672	11,751
	SINGAPORE	123,304.19	1,951,482	89,514,479	2,070,212
	SOUTH AFRICA, REP. OF	747.62	9,044	414,848	9,753
	SPAIN	165,307.67	1,053,112	48,306,247	1,206,553
	SWEDEN	638.05	22,544	1,034,093	23,437
	SWITZERLAND	252.94	38,303	1,756,960	40,279

TABLE 8 - Continued

PSCC CODE	COMMODITY AND COUNTRY OF ORIGIN	GROSS WEIGHT (GK)	FOB VALUE		CIF DOLLARS
			DOLLARS	PESOS	
	TAIWAN (REP. OF CHINA)	47,242.54	320,745	14,712,573	338,532
	THAILAND	17,940.99	227,041	10,414,371	234,805
	TURKEY	773.11	559,113	25,646,513	587,091
	UK OF GREAT BRITAIN AND N. IRELAND	812.65	217,510	9,977,184	227,441
	UNITED ARAB EMIRATES, N.E.S.	428.07	5,489	251,780	6,242
	UNITED STATES OF AMERICA	472,522.36	4,524,733	207,549,502	4,784,890
	VIETNAM	30,786.22	425,827	19,532,684	470,224
854430	Ignition wiring sets and other wiring sets of a kind used in vehicles, aircraft or ships	3,721,379.48	35,981,006	1,650,448,744	38,253,965
	AUSTRALIA	5,072.43	87,357	4,007,065	94,390
	BELGIUM	124.14	11,180	512,827	12,380
	CANADA	760.46	53,332	2,446,339	57,288
	CYPRUS	0.28	439	20,137	468
	DEMOCRATIC PEOPLE'S REP. OF KOREA	50.86	306	14,036	327
	DENMARK	0.93	84	3,853	99
	FINLAND	82.50	2,870	131,647	3,011
	FRANCE	76.79	1,189	54,539	1,355
	GERMANY	2,198.62	87,015	3,991,378	91,959
	GUAM	3,526.01	20,615	945,610	21,197
	HONG KONG, CHINA	173,077.70	4,654,596	213,506,319	5,159,992
	INDIA	167,141.03	628,579	28,832,918	671,926
	INDONESIA	56,970.35	1,024,409	46,989,640	1,097,298
	ITALY	900.60	25,855	1,185,969	32,294
	JAMAICA (EXCLUDES CAYMAN IS., TURKS, CAICOS)	1,454.10	5,644	258,890	6,030
	JAPAN	695,661.75	11,499,242	527,470,230	12,068,537
	MALAYSIA	12,522.86	116,432	5,340,736	120,648
	MEXICO	4,478.82	107,926	4,950,566	125,491
	NETHERLANDS	186.32	47,603	2,183,550	48,933
	PEOPLE'S REPUBLIC OF CHINA	955,516.56	3,139,126	143,991,710	3,404,285
	PORTUGAL	1,836.84	27,012	1,239,040	27,763
	REPUBLIC OF KOREA	886,495.19	5,453,427	250,148,697	5,739,076
	SINGAPORE	19,491.37	609,452	27,955,563	690,113
	SPAIN	12.36	1,036	47,521	1,036
	SWEDEN	399.47	20,405	935,977	22,679
	SWITZERLAND	34.41	1,473	67,567	1,655
	TAIWAN (REP. OF CHINA)	29,454.13	177,554	8,144,402	186,289
	THAILAND	508,507.63	6,044,400	277,256,628	6,275,560
	UK OF GREAT BRITAIN AND N. IRELAND	723.88	42,107	1,931,448	44,606
	UNITED STATES OF AMERICA	65,221.69	867,192	39,778,097	934,480
	VIETNAM	129,399.40	1,223,149	56,105,845	1,312,800
854441	Other electric conductors, for a voltage not exceeding 80 V, fitted with connectors	4,962,509.34	48,690,953	2,233,454,025	52,188,620
	ANDORRA	0.32	128	5,871	132
	AUSTRALIA	4,177.03	150,362	6,897,105	157,776
	AUSTRIA	512.79	18,045	827,724	19,573
	BELGIUM	1,116.29	38,541	1,767,876	39,975
	CANADA	131.49	8,403	385,446	8,612
	COSTA RICA	122.08	155,293	7,123,290	160,944
	CROATIA	0.99	37	1,697	44
	CZECH REPUBLIC (CZECHOSLOVAKIA)	281.63	10,367	475,535	10,549
	DENMARK	48.94	2,020	92,657	2,421
	FINLAND	4,332.49	167,495	7,682,996	184,617
	FRANCE	16,599.55	207,639	9,524,402	222,108
	GEORGIA	1.67	5,297	242,973	5,667
	GERMANY	36,414.51	561,949	25,776,602	579,046
	GREECE	13.53	1,990	91,281	1,994
	HONG KONG, CHINA	252,903.82	5,242,577	240,477,009	5,608,306
	HUNGARY	51.29	16,842	772,543	17,425
	INDIA	116,270.49	1,275,787	58,520,350	1,347,458
	INDONESIA	108,329.55	1,261,928	57,884,638	1,323,551
	IRELAND	1,108.27	58,196	2,669,451	67,157
	ISRAEL	82.72	14,326	657,134	14,669
	ITALY	171.41	9,950	456,406	11,542
	JAPAN	419,581.39	5,697,529	261,345,656	6,235,825
	LUXEMBOURG	0.83	614	28,164	642
	MALAYSIA	85,543.01	688,092	31,562,779	721,713
	MEXICO	9,882.26	356,125	16,335,454	412,638
	NETHERLANDS	2,844.45	1,204,470	55,249,039	1,627,362
	NORWAY	118.29	3,091	141,784	3,230
	PEOPLE'S REPUBLIC OF CHINA	2,701,961.50	16,124,920	739,650,082	16,761,650

TABLE 8 - Continued

PSC CODE	COMMODITY AND COUNTRY OF ORIGIN	GROSS WEIGHT (GK)	FOB VALUE		CIF DOLLARS
			DOLLARS	PESOS	
	POLAND	39.74	1,876	86,053	2,193
	REPUBLIC OF KOREA	356,924.42	2,230,828	102,328,081	2,380,566
	ROMANIA	23.22	185	8,486	193
	RUSSIAN FEDERATION	0.84	36	1,651	41
	SINGAPORE	222,133.05	4,147,849	190,261,834	4,421,086
	SOUTH AFRICA, REP. OF	4.21	1,446	66,328	1,611
	SPAIN	13,359.97	165,477	7,590,429	193,583
	SWEDEN	9,443.99	296,163	13,584,997	348,857
	SWITZERLAND	226.15	42,292	1,939,934	44,698
	TAIWAN (REP. OF CHINA)	243,515.86	1,259,662	57,780,696	1,362,071
	THAILAND	125,570.34	984,396	45,154,244	1,043,743
	TURKEY	60,324.44	125,223	5,743,979	376,918
	UK OF GREAT BRITAIN AND N. IRELAND	1,022.39	69,450	3,185,672	75,621
	UNITED ARAB EMIRATES, N.E.S.	180.73	6,007	275,542	7,789
	UNITED STATES OF AMERICA	54,223.10	4,891,683	224,381,500	5,126,483
	VIETNAM	112,914.30	1,186,367	54,418,655	1,256,541
854449	Other electric conductors, for a voltage not exceeding 80 V, not fitted with connectors	24,661,862.05	148,667,063	6,819,358,183	158,243,967
	AUSTRALIA	5,816.11	155,495	7,132,555	165,976
	AUSTRIA	29,377.22	300,229	13,771,505	309,834
	BELGIUM	32,780.97	398,796	18,292,772	423,607
	CAMEROON	1,107.83	196	8,991	210
	CANADA	129.15	5,740	263,293	6,964
	COSTA RICA	2.87	37	1,697	39
	CZECH REPUBLIC (CZECHOSLOVAKIA)	1,162.60	49,800	2,284,326	50,379
	DENMARK	35.60	1,666	76,420	1,804
	EGYPT ARAB REPUBLIC	6,836.61	480,786	22,053,654	487,904
	FINLAND	9,611.78	144,966	6,649,591	150,564
	FRANCE	2,889.37	246,654	11,314,019	254,391
	GERMANY	48,321.01	726,023	33,302,676	800,827
	GREECE	0.55	55	2,523	58
	HONG KONG, CHINA	1,349,438.96	8,251,585	378,500,203	8,815,974
	HUNGARY	24.11	1,372	62,934	1,859
	INDIA	220,597.20	1,819,405	83,456,107	1,894,751
	INDONESIA	682,559.05	3,671,396	168,406,934	3,940,194
	IRELAND	192.98	17,377	797,082	19,616
	ISRAEL	635.57	64,975	2,980,403	73,741
	ITALY	506.53	36,567	1,677,328	38,535
	JAPAN	5,780,799.87	45,049,134	2,066,403,777	48,729,994
	LUXEMBOURG	13.46	1,144	52,475	1,149
	MALAYSIA	396,317.29	3,565,083	163,530,358	3,809,112
	MEXICO	27,389.95	440,977	20,227,615	477,690
	NETHERLANDS	925.01	231,267	10,608,217	237,768
	NEW ZEALAND	3.33	95	4,358	102
	PEOPLE'S REPUBLIC OF CHINA	11,736,855.52	52,488,370	2,407,641,534	54,661,181
	POLAND	16.47	5,704	261,643	5,916
	REPUBLIC OF KOREA	1,255,424.90	6,847,338	314,087,394	7,250,336
	SINGAPORE	554,374.25	3,458,287	158,631,625	3,672,514
	SLOVAK REPUBLIC (SLOVAKIA)	612.25	8,218	376,960	8,555
	SOUTH AFRICA, REP. OF	59,143.20	297,016	13,624,124	310,142
	SPAIN	46,891.15	295,744	13,565,778	310,199
	SWEDEN	26,030.71	483,915	22,197,181	501,740
	SWITZERLAND	1,244.32	16,018	734,745	16,458
	TAIWAN (REP. OF CHINA)	229,157.54	1,727,813	79,254,781	2,096,423
	THAILAND	1,230,105.89	9,471,137	434,441,055	10,281,047
	TURKEY	2,591.39	10,952	502,368	11,689
	UK OF GREAT BRITAIN AND N. IRELAND	4,152.10	55,698	2,554,868	64,228
	UNITED ARAB EMIRATES, N.E.S.	9,416.46	74,094	3,398,692	76,097
	UNITED STATES OF AMERICA	199,758.91	4,515,127	207,108,876	4,762,081
	VIETNAM	708,612.01	3,250,812	149,114,746	3,522,319
854451	Other electric conductors, for a voltage exceeding 80 V but not exceeding 1,000 V, fitted with connectors	1,576,249.83	9,463,353	434,084,004	9,961,055
	AUSTRALIA	9.33	812	37,246	836
	BELGIUM	5,504.32	46,327	2,125,020	48,318
	CANADA	1.55	136	6,238	141
	FINLAND	15.42	504	23,118	534
	GERMANY	3,318.89	40,202	1,844,066	46,396
	HONG KONG, CHINA	242,091.41	1,532,580	70,299,444	1,583,258
	INDIA	16,082.00	282,479	12,957,312	300,671
	INDONESIA	12,277.13	73,867	3,388,279	75,926

TABLE 8 - Continued

PSCC CODE	COMMODITY AND COUNTRY OF ORIGIN	GROSS WEIGHT (GK)	FOB VALUE		CIF DOLLARS
			DOLLARS	PESOS	
	IRELAND	104.69	1,071	49,127	1,893
	ISRAEL	42.08	6,771	310,586	6,783
	ITALY	67.30	6,511	298,659	6,958
	JAPAN	158,531.89	1,438,813	65,998,352	1,570,235
	LIECHTENSTEIN	0.85	341	15,642	364
	MALAYSIA	95,009.87	613,612	28,146,383	658,639
	MEXICO	29.46	1,490	68,347	1,816
	PEOPLE'S REPUBLIC OF CHINA	556,133.45	2,870,619	131,675,293	3,002,728
	REPUBLIC OF KOREA	10,857.12	98,764	4,530,305	99,095
	ROMANIA	13.39	188	8,624	201
	SINGAPORE	29,033.91	194,131	8,904,789	206,682
	SWEDEN	81.79	4,176	191,554	4,490
	SWITZERLAND	9.07	655	30,045	772
	TAIWAN (REP. OF CHINA)	65,323.19	904,990	41,511,892	939,282
	THAILAND	362.07	7,670	351,823	8,857
	UK OF GREAT BRITAIN AND N. IRELAND	8,268.59	311,510	14,288,964	320,241
	UNITED ARAB EMIRATES, N.E.S.	0.45	35	1,605	37
	UNITED STATES OF AMERICA	1,161.80	60,510	2,775,593	67,750
	VIETNAM	371,918.81	964,589	44,245,698	1,008,152
854459	Other electric conductors, for a voltage exceeding 80 V but not exceeding 1,000 V, not fitted with connectors	2,591,175.70	12,403,755	568,960,243	13,108,973
	AUSTRALIA	2,500.98	140,952	6,465,469	146,214
	AUSTRIA	6.69	184	8,440	194
	BELGIUM	210.00	5,208	238,891	6,139
	CANADA	7.01	1,300	59,631	1,383
	CZECH REPUBLIC (CZECHOSLOVAKIA)	494.35	3,165	145,179	3,264
	DEMOCRATIC PEOPLE'S REP. OF KOREA	0.89	178	8,165	183
	DENMARK	49.38	551	25,274	643
	FINLAND	1.68	83	3,807	98
	FRANCE	769.04	14,043	644,153	14,474
	GERMANY	249,590.72	2,472,878	113,430,913	2,577,178
	GREECE	2.61	374	17,155	396
	HONG KONG, CHINA	25,525.81	433,581	19,888,360	456,487
	INDIA	18,751.02	114,500	5,252,115	124,320
	INDONESIA	44,032.05	171,931	7,886,475	181,197
	IRELAND	236.51	4,050	185,774	4,853
	ITALY	282.32	17,019	780,662	18,182
	JAPAN	37,543.99	396,354	18,180,759	457,777
	MACAU	4.78	441	20,229	527
	MALAYSIA	234,555.92	1,758,702	80,671,660	1,874,587
	MEXICO	7.79	193	8,853	206
	NETHERLANDS	985.91	11,753	539,110	12,671
	NORWAY	4.35	4,870	223,387	5,262
	PEOPLE'S REPUBLIC OF CHINA	1,381,634.99	2,275,279	104,367,048	2,399,963
	POLAND	2.46	611	28,027	678
	PORTUGAL	4,304.58	28,298	1,298,029	31,309
	REPUBLIC OF KOREA	261,143.79	1,313,655	60,257,355	1,370,637
	SINGAPORE	108,734.07	556,553	25,529,086	594,346
	SLOVAK REPUBLIC (SLOVAKIA)	2,470.90	6,015	275,908	7,343
	SPAIN	38.97	949	43,530	987
	SWEDEN	14.15	755	34,632	807
	SWITZERLAND	1,442.76	9,185	421,316	9,828
	TAIWAN (REP. OF CHINA)	3,563.56	45,223	2,074,379	47,851
	THAILAND	19,900.92	104,033	4,771,993	107,182
	UK OF GREAT BRITAIN AND N. IRELAND	2,093.57	65,532	3,005,953	74,629
	UNITED STATES OF AMERICA	112,934.36	2,072,447	95,063,144	2,187,756
	VIETNAM	77,332.82	372,910	17,105,382	389,422
854460	Other electric conductors, for a voltage exceeding 1,000 V	6,357,004.58	26,543,971	1,217,571,950	28,588,008
	AUSTRALIA	907.90	92,535	4,244,581	95,431
	AUSTRIA	1,131.44	20,512	940,886	52,027
	CZECH REPUBLIC (CZECHOSLOVAKIA)	3,802.51	20,267	929,647	37,090
	DENMARK	985.50	21,171	971,114	25,862
	EGYPT ARAB REPUBLIC	834.82	6,662	305,586	6,788
	FRANCE	503.23	4,870	223,387	6,550
	GERMANY	124,356.93	1,664,264	76,339,790	1,909,202
	HONG KONG, CHINA	13,254.12	67,671	3,104,069	75,339
	INDIA	109,226.94	844,595	38,741,573	879,109
	INDONESIA	7,654.59	50,929	2,336,113	56,018
	IRELAND	0.01	383	17,568	394
	ITALY	13.32	414	18,990	440

TABLE 8 - Continued

PSCC CODE	COMMODITY AND COUNTRY OF ORIGIN	GROSS WEIGHT (GK)	FOB VALUE		CIF DOLLARS
			DOLLARS	PESOS	
	JAPAN	189,386.80	1,899,929	87,149,743	1,984,938
	LIECHTENSTEIN	1.68	1,362	62,475	1,477
	MALAYSIA	69,855.54	132,335	6,070,207	137,157
	NETHERLANDS	6,192.79	178,091	8,169,033	184,831
	NEW ZEALAND	364.31	5,241	240,405	5,539
	PEOPLE'S REPUBLIC OF CHINA	3,170,703.88	6,713,978	307,970,171	7,083,399
	QATAR	24.51	613	28,118	739
	REPUBLIC OF KOREA	331,859.18	1,123,228	51,522,468	1,183,623
	SINGAPORE	20,959.62	568,849	26,093,103	605,344
	SLOVAK REPUBLIC (SLOVAKIA)	150.53	5,446	249,808	7,513
	SPAIN	17,714.60	98,007	4,495,581	100,802
	SWEDEN	906.90	49,976	2,292,399	50,826
	SWITZERLAND	6.60	1,220	55,962	1,231
	TAIWAN (REP. OF CHINA)	473,957.51	4,402,753	201,954,280	4,921,975
	THAILAND	11,951.37	69,163	3,172,507	71,189
	TURKEY	3,163.80	3,595	164,903	3,722
	UK OF GREAT BRITAIN AND N. IRELAND	430,634.87	955,630	43,834,748	1,004,234
	UNITED ARAB EMIRATES, N.E.S.	8,263.52	77,466	3,553,365	79,185
	UNITED STATES OF AMERICA	383,064.19	4,970,065	227,976,882	5,416,997
	VIETNAM	975,171.07	2,492,751	114,342,488	2,599,037
854470	Optical fiber cables	4,548,998.01	24,042,942	1,102,849,751	25,462,484
	AUSTRALIA	4,595.76	64,652	2,965,588	65,394
	AUSTRIA	24.25	2,342	107,428	2,460
	BELGIUM	2,179.19	18,341	841,301	27,756
	CANADA	196.98	1,523	69,860	1,673
	CZECH REPUBLIC (CZECHOSLOVAKIA)	15,290.68	73,184	3,356,950	80,715
	DENMARK	149.95	6,174	283,201	6,389
	FINLAND	712.16	26,597	1,220,004	30,266
	FRANCE	14.13	2,547	116,831	2,896
	GERMANY	52,233.13	507,421	23,275,402	564,641
	HONG KONG, CHINA	8,171.41	375,283	17,214,231	408,045
	INDIA	61.13	3,779	173,343	3,965
	INDONESIA	26,823.18	182,359	8,364,808	191,756
	IRELAND	0.80	253	11,605	260
	ISRAEL	473.72	72,185	3,311,126	77,412
	ITALY	5,668.03	45,198	2,073,233	46,567
	JAPAN	43,011.19	1,638,877	75,175,287	1,737,391
	MALAYSIA	30,886.71	248,475	11,397,549	274,874
	MEXICO	329.80	11,879	544,890	12,523
	NETHERLANDS	728.51	15,623	716,627	16,081
	PEOPLE'S REPUBLIC OF CHINA	3,435,069.90	14,908,610	683,857,941	15,666,763
	REPUBLIC OF KOREA	106,756.56	702,627	32,229,501	731,490
	SINGAPORE	84,348.56	743,609	34,109,345	783,872
	SLOVAK REPUBLIC (SLOVAKIA)	3,675.16	92,328	4,235,085	95,725
	SPAIN	4,537.27	39,001	1,788,976	41,542
	SWEDEN	13,651.09	194,677	8,929,834	264,467
	SWITZERLAND	81.51	3,099	142,151	3,277
	TAIWAN (REP. OF CHINA)	33,666.70	47,663	2,186,302	52,839
	THAILAND	261,111.86	947,663	43,469,302	979,055
	TURKEY	1,006.65	2,239	102,703	2,378
	UK OF GREAT BRITAIN AND N. IRELAND	184,764.68	1,456,683	66,818,049	1,594,979
	UNITED ARAB EMIRATES, N.E.S.	355.40	12,734	584,108	13,002
	UNITED STATES OF AMERICA	31,574.85	1,123,625	51,540,678	1,180,597
	VIETNAM	196,847.11	471,692	21,636,512	501,434
8545	Carbon electrodes, carbon brushes, lamp carbons, battery carbons and other articles of graphite or other carbon, with or without metal, of a kind used for electrical purposes.	6,548,676.42	25,616,415	1,175,024,958	27,579,361
854511	Carbon electrodes, of a kind used for furnaces	1,499,854.84	4,804,077	220,363,012	4,920,481
	CANADA	5.59	5,141	235,818	5,451
	INDIA	34,945.40	92,278	4,232,792	94,755
	JAPAN	469,245.13	2,053,259	94,182,990	2,104,245
	MALAYSIA	80,420.40	370,757	17,006,624	371,212
	NETHERLANDS	2.50	254	11,651	272
	PEOPLE'S REPUBLIC OF CHINA	914,103.79	2,270,712	104,157,559	2,332,309
	TAIWAN (REP. OF CHINA)	313.55	297	13,623	310
	THAILAND	711.25	4,715	216,277	4,933
	UNITED STATES OF AMERICA	107.23	6,664	305,678	6,994
854519	Carbon electrodes, for other purposes	4,631,194.09	13,972,097	640,900,089	15,436,230

TABLE 8 - *Continued*

PSCC CODE	COMMODITY AND COUNTRY OF ORIGIN	GROSS WEIGHT (GK)	FOB VALUE		CIF
			DOLLARS	PESOS	DOLLARS
	AUSTRALIA	0.11	84	3,853	88
	BELGIUM	4.89	183	8,394	188
	CANADA	1.13	1,198	54,952	1,267
	CZECH REPUBLIC (CZECHOSLOVAKIA)	59.26	6,176	283,293	6,560
	FRANCE	77.80	5,047	231,506	5,368
	GERMANY	62.00	13,686	627,777	14,038
	HONG KONG, CHINA	0.91	52	2,385	55
	INDIA	1,159.81	3,393	155,637	3,774
	JAPAN	9,589.59	1,809,458	82,999,838	1,898,656
	MALAYSIA	0.25	41	1,881	44
	NETHERLANDS	653.65	23,933	1,097,807	25,209
	PEOPLE'S REPUBLIC OF CHINA	3,227,703.97	6,029,373	276,567,340	6,749,179
	REPUBLIC OF KOREA	16,866.68	701,030	32,156,246	737,262
	SINGAPORE	38.82	2,536	116,326	2,620
	TAIWAN (REP. OF CHINA)	1,374,602.41	5,319,840	244,021,061	5,934,521
	UNITED STATES OF AMERICA	372.81	56,067	2,571,793	57,401
854520	Carbon brushes	287,543.84	6,097,758	279,704,160	6,442,520
	AUSTRALIA	20.00	7,000	321,090	7,267
	AUSTRIA	52.60	10,849	497,644	11,612
	BELGIUM	86.98	9,427	432,416	9,482
	BRAZIL	21.37	5,283	242,331	5,582
	FRANCE	748.53	5,026	230,543	5,221
	GERMANY	9,134.91	532,680	24,434,032	580,417
	HONG KONG, CHINA	257.95	25,958	1,190,693	27,362
	INDIA	26.67	638	29,265	681
	ISRAEL	2.59	392	17,981	410
	ITALY	9.52	8,119	372,419	8,605
	JAPAN	227,360.51	4,018,867	184,345,429	4,204,009
	MALAYSIA	98.63	12,571	576,632	13,224
	PEOPLE'S REPUBLIC OF CHINA	23,676.91	641,484	29,424,871	703,850
	REPUBLIC OF KOREA	634.12	29,330	1,345,367	31,301
	SINGAPORE	4,330.72	53,828	2,469,090	57,691
	SPAIN	338.44	40,463	1,856,038	42,393
	SWEDEN	34.84	2,580	118,345	2,788
	SWITZERLAND	755.61	50,084	2,297,353	53,955
	TAIWAN (REP. OF CHINA)	2,753.49	29,780	1,366,009	30,939
	THAILAND	9,701.27	386,776	17,741,415	406,800
	UNITED STATES OF AMERICA	1,073.89	42,247	1,937,870	44,505
	VIETNAM	6,424.29	184,376	8,457,327	194,426
854590	Other carbon art for electrical purposes	130,083.65	742,483	34,057,697	780,130
	BELGIUM	89.63	4,111	188,572	4,578
	DENMARK	169.70	33,332	1,528,939	35,450
	FRANCE	991.08	2,565	117,657	3,054
	GERMANY	272.04	6,017	276,000	6,340
	HONG KONG, CHINA	154.74	1,659	76,099	1,759
	ITALY	8.35	2,817	129,216	2,978
	JAPAN	5,330.79	129,975	5,961,953	134,266
	NETHERLANDS	11.31	1,819	83,438	1,903
	PEOPLE'S REPUBLIC OF CHINA	21,196.46	43,234	1,983,143	44,718
	SINGAPORE	471.93	14,549	667,363	15,314
	SWEDEN	21,456.21	93,375	4,283,111	97,199
	TAIWAN (REP. OF CHINA)	69,029.51	286,302	13,132,673	302,900
	THAILAND	47.47	4,156	190,636	4,391
	UK OF GREAT BRITAIN AND N. IRELAND	0.88	36	1,651	39
	UNITED STATES OF AMERICA	10,853.55	118,536	5,437,246	125,241
8546	Electrical insulators of any material.	5,049,082.45	17,808,405	816,871,541	18,701,939
854610	Electrical insulators of glass	25,111.57	172,043	7,891,613	183,049
	INDIA	114.10	6,343	290,953	6,777
	JAPAN	80.23	2,321	106,464	2,442
	MALAYSIA	71.11	6,655	305,265	7,024
	PEOPLE'S REPUBLIC OF CHINA	15,345.95	19,829	909,557	22,983

TABLE 8 - Continued

PSCC CODE	COMMODITY AND COUNTRY OF ORIGIN	GROSS WEIGHT (GK)	FOB VALUE		CIF
			DOLLARS	PESOS	DOLLARS
	REPUBLIC OF KOREA	172.28	54,389	2,494,823	56,756
	SINGAPORE	0.88	35	1,605	74
	TAIWAN (REP. OF CHINA)	40.52	3,165	145,179	3,352
	UK OF GREAT BRITAIN AND N. IRELAND	3,531.96	41,997	1,926,403	43,717
	UNITED STATES OF AMERICA	5,754.54	37,309	1,711,364	39,924
854620	Electrical insulators of ceramics	3,855,200.92	7,497,101	343,892,026	7,805,245
	AUSTRALIA	88.07	4,275	196,094	4,489
	AUSTRIA	0.42	79	3,624	84
	BELGIUM	1.90	1,155	52,980	1,203
	CANADA	21.55	632	28,990	661
	COLOMBIA	7,681.47	11,167	512,230	11,482
	FRANCE	49.98	5,051	231,690	5,429
	GERMANY	21,973.17	235,204	10,788,808	237,788
	HONG KONG, CHINA	9,789.49	440,657	20,212,937	464,894
	INDIA	113.58	2,553	117,106	2,854
	INDONESIA	183.21	4,866	223,203	5,199
	ITALY	16.91	1,534	70,365	1,857
	JAPAN	637,437.21	2,053,791	94,207,393	2,109,542
	MALAYSIA	464.01	4,726	216,782	4,773
	PEOPLE'S REPUBLIC OF CHINA	3,009,150.14	3,687,256	169,134,433	3,843,512
	PORTUGAL	497.41	3,739	171,508	3,744
	REPUBLIC OF KOREA	43,275.07	45,854	2,103,323	49,442
	SINGAPORE	26,500.51	109,211	5,009,509	116,850
	SPAIN	20.96	268	12,293	276
	SWEDEN	156.49	5,247	240,680	5,271
	TAIWAN (REP. OF CHINA)	708.64	19,383	889,098	20,053
	THAILAND	8,028.06	160,547	7,364,291	165,245
	UK OF GREAT BRITAIN AND N. IRELAND	1.34	65	2,982	85
	UNITED STATES OF AMERICA	72,433.64	431,470	19,791,529	463,298
	VIETNAM	16,607.69	268,371	12,310,178	287,214
854690	Electrical insulators of materials other than glass or ceramics	1,168,769.96	10,139,261	465,087,902	10,713,645
	BELGIUM	23.31	1,156	53,026	1,234
	CANADA	9,240.00	118,254	5,424,311	127,493
	CZECH REPUBLIC (CZECHOSLOVAKIA)	14.79	2,806	128,711	2,806
	GERMANY	15,468.07	263,531	12,088,167	267,250
	HONG KONG, CHINA	33,569.85	835,318	38,316,037	862,588
	INDIA	60,667.69	658,612	30,210,532	697,752
	INDONESIA	8,863.91	73,763	3,383,509	76,923
	ITALY	1,705.98	28,619	1,312,754	30,514
	JAPAN	43,999.33	862,512	39,563,425	917,729
	MALAYSIA	6,453.74	89,844	4,121,144	95,673
	MEXICO	48.48	2,494	114,400	2,562
	NETHERLANDS	557.95	18,096	830,064	18,875
	NEW ZEALAND	53.33	862	39,540	886
	PEOPLE'S REPUBLIC OF CHINA	608,233.04	2,372,893	108,844,602	2,483,258
	REPUBLIC OF KOREA	60,196.90	227,928	10,455,057	254,571
	SINGAPORE	152,055.01	1,581,868	72,560,285	1,682,939
	SWITZERLAND	11.73	300	13,761	315
	TAIWAN (REP. OF CHINA)	19,438.75	89,067	4,085,503	93,948
	THAILAND	6,444.35	114,752	5,263,674	122,488
	TURKEY	1,130.35	5,074	232,744	5,540
	UK OF GREAT BRITAIN AND N. IRELAND	1,311.42	19,955	915,336	22,064
	UNITED ARAB EMIRATES, N.E.S.	268.29	1,749	80,227	1,820
	UNITED STATES OF AMERICA	139,011.51	2,768,386	126,985,866	2,942,857
	VIETNAM	2.18	1,422	65,227	1,560
8547	Insulating fittings for electrical machines, appliances or equipment, being fittings wholly of insulating materials apart from any minor components of metal (for example, threaded sockets) incorporated during moulding solely for purposes of assembly, other than insulators of heading 85.46; electrical conduit tubing and joints therefor, of base metal lined with insulating material.	14,907,167.82	66,572,494	3,053,680,306	69,876,752

TABLE 8 - Continued

PSC CODE	COMMODITY AND COUNTRY OF ORIGIN	GROSS WEIGHT (GK)	FOB VALUE		CIF
			DOLLARS	PESOS	DOLLARS
854710	Insulating fittings for electrical machines, appliances or equipment, of ceramics	3,617,046.33	4,152,208	190,461,780	4,375,927
	GERMANY	15,636.28	1,110,348	50,931,663	1,156,658
	HONG KONG, CHINA	23,258.67	41,389	1,898,513	42,258
	JAPAN	2,220.74	18,635	854,787	19,904
	MALAYSIA	553.85	25,369	1,163,676	27,105
	PEOPLE'S REPUBLIC OF CHINA	3,561,792.80	2,820,868	129,393,215	2,985,051
	REPUBLIC OF KOREA	4,773.83	8,799	403,610	9,671
	SINGAPORE	237.94	56,304	2,582,664	61,386
	TAIWAN (REP. OF CHINA)	822.17	13,964	640,529	14,475
	UNITED STATES OF AMERICA	7,750.05	56,532	2,593,123	59,419
854720	Insulating fittings for electrical machines, appliances or equipment, of plastics	3,225,006.37	44,971,446	2,062,840,230	47,027,926
	ANDORRA	233.86	4,133	189,581	4,245
	AUSTRALIA	867.84	16,088	737,957	16,155
	AUSTRIA	12,616.90	138,240	6,341,069	141,769
	BELGIUM	49,895.02	584,745	26,822,253	613,784
	CZECH REPUBLIC (CZECHOSLOVAKIA)	49,617.95	509,295	23,361,362	527,038
	DEMOCRATIC PEOPLE'S REP. OF KOREA	3.31	43	1,972	47
	DENMARK	5.84	1,093	50,136	1,151
	FRANCE	6,682.23	63,675	2,920,772	65,124
	GERMANY	79,636.59	1,066,846	48,936,226	1,121,020
	HONG KONG, CHINA	262,129.18	2,929,969	134,397,678	2,985,059
	HUNGARY	3,023.94	59,626	2,735,045	61,811
	INDIA	330.92	4,350	199,535	4,842
	INDONESIA	4,213.47	48,295	2,215,292	51,582
	ITALY	1,000.39	19,099	876,071	20,339
	JAPAN	1,407,219.12	22,725,163	1,042,403,227	23,735,104
	MALAYSIA	172.55	11,971	549,110	12,571
	MEXICO	58,839.53	1,732,302	79,460,693	1,851,127
	NETHERLANDS	30.38	963	44,173	998
	PEOPLE'S REPUBLIC OF CHINA	362,453.15	2,407,718	110,442,025	2,582,241
	PORTUGAL	33,053.35	334,080	15,324,250	339,941
	REPUBLIC OF KOREA	19,807.46	421,332	19,326,499	441,337
	ROMANIA	51.67	455	20,871	486
	SINGAPORE	39,239.38	1,319,252	60,514,089	1,386,173
	SPAIN	44.41	2,261	103,712	2,503
	SRI LANKA (CEYLON)	51.97	638	29,265	763
	SWITZERLAND	5,120.56	162,935	7,473,828	166,272
	TAIWAN (REP. OF CHINA)	8,444.77	28,111	1,289,452	28,971
	THAILAND	387,568.36	4,380,984	200,955,736	4,573,658
	UK OF GREAT BRITAIN AND N. IRELAND	117.36	11,667	535,165	12,595
	UNITED STATES OF AMERICA	243,054.29	4,785,866	219,527,673	5,011,270
	VIETNAM	189,480.62	1,200,251	55,055,513	1,267,950
854790	Insulating fittings for electrical machines, appliances or equipment, of other materials	8,065,115.12	17,448,840	800,378,296	18,472,899
	AUSTRALIA	5,703.83	49,673	2,278,501	51,086
	AUSTRIA	400.03	5,544	254,303	5,771
	BELGIUM	10,027.82	152,489	6,994,671	159,844
	CANADA	2.95	793	36,375	825
	CZECH REPUBLIC (CZECHOSLOVAKIA)	2.32	80	3,670	177
	DENMARK	344.52	10,078	462,278	11,104
	FRANCE	192.23	3,187	146,188	3,399
	GERMANY	7,127.80	222,072	10,186,443	237,637
	GREECE	1.74	92	4,220	164
	GUAM	388.66	399	18,302	410
	HONDURAS, REPUBLIC OF	189.28	7,611	349,117	8,156
	HONG KONG, CHINA	11,013.91	125,656	5,763,841	135,709
	INDIA	125.29	3,616	165,866	3,689

TABLE 8 - *Continued*

PSCC CODE	COMMODITY AND COUNTRY OF ORIGIN	GROSS WEIGHT (GK)	FOB VALUE		CIF
			DOLLARS	PESOS	DOLLARS
	INDONESIA	846.85	23,519	1,078,817	24,488
	IRELAND	0.84	32	1,468	35
	ITALY	960.06	33,261	1,525,682	33,700
	JAPAN	150,139.52	3,234,994	148,389,175	3,402,817
	MALAYSIA	31,431.64	111,789	5,127,761	118,883
	MEXICO	2,409.04	45,701	2,096,305	53,990
	NETHERLANDS	398.48	46,481	2,132,083	48,246
	NORWAY	216.28	5,990	274,761	6,858
	PEOPLE'S REPUBLIC OF CHINA	2,343,202.28	4,808,402	220,561,400	5,155,814
	POLAND	0.18	177	8,119	182
	REPUBLIC OF KOREA	45,423.41	246,856	11,323,285	258,446
	SINGAPORE	27,750.55	643,779	29,530,143	673,850
	SPAIN	1.20	345	15,825	354
	SWEDEN	0.83	1,252	57,429	1,318
	SWITZERLAND	7,769.08	10,057	461,315	10,745
	TAIWAN (REP. OF CHINA)	269,755.10	769,999	35,319,855	823,323
	THAILAND	5,080,367.90	6,068,770	278,374,480	6,370,602
	TURKEY	31,464.02	33,982	1,558,754	41,467
	UK OF GREAT BRITAIN AND N. IRELAND	1,440.04	108,872	4,993,959	115,056
	UNITED STATES OF AMERICA	24,170.09	597,877	27,424,618	632,222
	VIETNAM	11,847.35	75,415	3,459,287	82,532
8548	Waste and scrap of primary cells, primary batteries and electric accumulators; spent primary cells, spent primary batteries and spent electric accumulators; electrical parts of machinery or apparatus, not specified or included elsewhere in this Chapter.	1,124,831.24	12,044,219	552,468,326	12,843,035
854810	Insulating fittings for electrical machines, appliances or equipment, of other materials	985,299.55	3,372,274	154,686,207	3,745,444
	AUSTRALIA	75.66	932	42,751	958
	JAPAN	1.47	143	6,559	168
	NEW ZEALAND	86,300.76	82,201	3,770,560	96,385
	PEOPLE'S REPUBLIC OF CHINA	4,418.11	15,898	729,241	17,587
	REPUBLIC OF KOREA	956.30	6,502	298,247	6,768
	SINGAPORE	221,408.84	281,433	12,909,331	322,099
	TAIWAN (REP. OF CHINA)	672,138.41	2,985,165	136,929,518	3,301,479
854890	Electrical parts of machinery or apparatus, n.e.s.	139,531.69	8,671,945	397,782,119	9,097,591
	AUSTRALIA	9.06	1,938	88,896	2,043
	CANADA	783.26	11,800	541,266	12,135
	CZECH REPUBLIC (CZECHOSLOVAKIA)	101.61	24,030	1,102,256	25,674
	FRANCE	2,813.04	111,766	5,126,706	124,239
	GERMANY	841.47	25,144	1,153,355	26,746
	HONG KONG, CHINA	1,279.97	16,993	779,469	18,277
	INDIA	5.01	1,187	54,448	1,357
	IRELAND	144.29	3,549	162,793	4,059
	ISRAEL	168.55	12,683	581,769	13,531
	ITALY	4.14	4,981	228,478	5,191
	JAPAN	36,380.08	4,017,961	184,303,872	4,198,717
	MALAYSIA	0.87	4,302	197,333	4,405
	PEOPLE'S REPUBLIC OF CHINA	11,142.96	1,246,783	57,189,937	1,323,855
	REPUBLIC OF KOREA	1,021.97	51,490	2,361,846	54,907
	SINGAPORE	2,133.13	318,715	14,619,458	333,192
	SPAIN	6.95	106	4,862	110
	SWEDEN	2.53	152	6,972	163
	SWITZERLAND	5.55	396	18,165	503
	TAIWAN (REP. OF CHINA)	73,841.19	2,230,163	102,297,577	2,321,281
	THAILAND	25.43	443	20,320	455
	UK OF GREAT BRITAIN AND N. IRELAND	4,653.01	326,877	14,993,848	349,228
	UNITED ARAB EMIRATES, N.E.S.	2,470.09	13,309	610,484	13,688
	UNITED STATES OF AMERICA	1,696.70	247,139	11,336,266	263,791
	VIETNAM	0.83	38	1,743	44

TABLE 8 - Continued

PSCC CODE	COMMODITY AND COUNTRY OF ORIGIN	GROSS WEIGHT (GK)	FOB VALUE		CIF
			DOLLARS	PESOS	DOLLARS
86	Railway or tramway locomotives, rolling-stock and parts thereof; railway or tramway track fixtures and fittings and parts thereof; mechanical (including electro-mechanical) traffic signaling equipment of all kinds	2,210,426.04	9,912,160	454,670,776	10,568,054
8601	Rail locomotives powered from an external source of electricity or by electric accumulators.	11,285.38	124,612	5,715,952	155,753
860110	Rail locomotives powered from an external source of electricity	145.07	27,103	1,243,214	27,958
	JAPAN	29.34	21,867	1,003,039	22,487
	THAILAND	20.04	653	29,953	747
	UNITED STATES OF AMERICA	95.69	4,583	210,222	4,724
860120	Rail locomotives powered by electric accumulators	11,140.31	97,509	4,472,738	127,795
	GERMANY	1,058.83	34,546	1,584,625	35,879
	PEOPLE'S REPUBLIC OF CHINA	7,163.50	28,654	1,314,359	34,131
	UNITED STATES OF AMERICA	2,917.98	34,309	1,573,754	57,785
8602	Other rail locomotives; locomotive tenders.	19,410.72	240,424	11,028,249	280,870
860210	Diesel-electric locomotives	16.19	1,861	85,364	1,960
	JAPAN	1.67	266	12,201	304
	REPUBLIC OF KOREA	14.52	1,595	73,163	1,656
860290	Other rail locomotives, n.e.s.; locomotive tenders	19,394.53	238,563	10,942,885	278,910
	JAPAN	10,623.09	40,914	1,876,725	43,982
	UK OF GREAT BRITAIN AND N. IRELAND	8,771.44	197,649	9,066,160	234,928
8603	Self-propelled railway or tramway coaches, vans and trucks, other than those of heading 86.04.	370.11	20,933	960,196	21,023
860310	Self-propelled railway or tramway coaches, vans and trucks, powered from an external source of electricity	9.23	78	3,578	89
	JAPAN	9.23	78	3,578	89
860390	Other self-propelled railway or tramway coaches, vans and trucks	360.88	20,855	956,618	20,934
	JAPAN	266.14	13,974	640,987	14,037
	UK OF GREAT BRITAIN AND N. IRELAND	94.74	6,881	315,631	6,897
8604	Railway or tramway maintenance or service vehicles, whether or not self-propelled (for example, workshops, cranes, ballast tampers, trackliners, testing coaches and track inspection vehicles).	36,417.90	338,502	15,527,087	340,926
860400	Railway or tramway maintenance or service vehicles, whether or not self-propelled (for example, workshop, cranes, ballast tampers, trackliners, testing coaches and track inspection vehicles)	36,417.90	338,502	15,527,087	340,926
	FRANCE	13,044.36	19,411	890,383	21,252
	PEOPLE'S REPUBLIC OF CHINA	552.45	2,088	95,777	2,376
	THAILAND	22,818.48	316,836	14,533,267	317,110
	UNITED STATES OF AMERICA	2.61	167	7,660	188
8605	Railway or tramway passenger coaches, not self-propelled; luggage vans, post office coaches and other special purpose railway or tramway coaches, not self-propelled (excluding those of heading 86.04).	154,310.35	200,705	9,206,338	205,682
860500	Railway or tramway passenger coaches, not self-propelled; luggage vans, post office coaches and other special purpose railway or tramway coaches, not self-propelled (excluding those of heading No. 86.04)	154,310.35	200,705	9,206,338	205,682
	JAPAN	153,853.71	196,947	9,033,959	201,814
	PEOPLE'S REPUBLIC OF CHINA	178.91	492	22,568	512
	REPUBLIC OF KOREA	277.73	3,266	149,811	3,356
8606	Railway or tramway goods vans and wagons, not self-propelled.	74,210.48	111,373	5,108,678	132,627

TABLE 8 - Continued

PSCC CODE	COMMODITY AND COUNTRY OF ORIGIN	GROSS WEIGHT (GK)	FOB VALUE		CIF
			DOLLARS	PESOS	DOLLARS
860610	Tank wagons and the like, not self-propelled	2,739.98	46,483	2,132,175	62,699
	UNITED STATES OF AMERICA	2,739.98	46,483	2,132,175	62,699
860620	Insulated or refrigerated vans and wagons, other than those of subheading No. 8606.10	81.50	652	29,907	699
	JAPAN	81.50	652	29,907	699
860630	Self-discharging vans and wagons, other than those of subheading No. 8606.10 or 8606.20	23,427.90	7,355	337,374	8,024
	JAPAN	106.61	2,191	100,501	2,507
	PEOPLE'S REPUBLIC OF CHINA	23,321.29	5,164	236,873	5,517
860699	Railway or tramway goods vans and wagons, n.e.s., not self-propelled	47,961.10	56,883	2,609,222	61,205
	HONG KONG, CHINA	2.13	562	25,779	599
	JAPAN	0.36	53	2,431	56
	MALAYSIA	0.89	189	8,669	194
	PEOPLE'S REPUBLIC OF CHINA	39,011.46	50,737	2,327,306	54,698
	REPUBLIC OF KOREA	4,163.89	1,499	68,759	1,602
	TAIWAN (REP. OF CHINA)	4,782.37	3,843	176,278	4,056
8607	Parts of railway or tramway locomotives or rolling-stock.	295,302.55	2,912,499	133,596,328	3,057,099
860711	Driving bogies and bissel-bogies	9,386.00	18,772	861,072	19,342
	JAPAN	9,386.00	18,772	861,072	19,342
860712	Other bogies and bissel-bogies	58,870.43	736,557	33,785,870	765,294
	REPUBLIC OF KOREA	58,870.43	736,557	33,785,870	765,294
860719	Axles and wheels, including parts	23,495.35	461,832	21,184,234	472,466
	JAPAN	1,560.99	339,437	15,569,975	343,230
	NETHERLANDS	751.52	3,688	169,169	3,692
	PEOPLE'S REPUBLIC OF CHINA	20,778.61	62,673	2,874,811	65,672
	REPUBLIC OF KOREA	231.09	51,266	2,351,571	54,550
	SINGAPORE	13.25	2,017	92,520	2,026
	SWITZERLAND	0.06	714	32,751	714
	TAIWAN (REP. OF CHINA)	4.75	159	7,293	188
	THAILAND	80.75	480	22,018	978
	UNITED STATES OF AMERICA	74.33	1,398	64,126	1,416
860721	Air brakes and parts thereof	1,272.30	3,617	165,911	4,244
	AUSTRALIA	429.98	2,104	96,510	2,505
	JAPAN	842.32	1,513	69,401	1,739
860729	Other brakes and parts thereof	12,799.89	370,945	17,015,246	388,884
	AUSTRALIA	564.61	3,441	157,839	3,859
	CANADA	982.48	6,455	296,091	7,383
	GERMANY	121.23	30,997	1,421,832	31,025
	ITALY	5.56	160	7,339	166
	JAPAN	3,195.93	25,141	1,153,218	26,335
	PEOPLE'S REPUBLIC OF CHINA	4,318.36	1,827	83,804	2,002
	REPUBLIC OF KOREA	2,164.64	215,791	9,898,333	228,569
	SWEDEN	40.00	8,890	407,784	8,898
	TAIWAN (REP. OF CHINA)	1,266.16	1,334	61,191	1,425
	UK OF GREAT BRITAIN AND N. IRELAND	98.65	70,482	3,233,009	72,481
	UNITED STATES OF AMERICA	42.27	6,427	294,806	6,741
860730	Hooks and other coupling devices, buffers, and parts thereof	4,463.75	63,804	2,926,690	65,834
	HONG KONG, CHINA	550.23	225	10,321	247
	JAPAN	234.33	7,505	344,254	7,749
	PEOPLE'S REPUBLIC OF CHINA	1,638.48	5,591	256,459	5,757
	SINGAPORE	0.87	94	4,312	106
	SWEDEN	933.91	29,071	1,333,487	29,891
	TAIWAN (REP. OF CHINA)	1,087.51	19,386	889,236	20,014
	THAILAND	14.20	746	34,219	753

TABLE 8 - Continued

PSCC CODE	COMMODITY AND COUNTRY OF ORIGIN	GROSS WEIGHT (GK)	FOB VALUE		CIF
			DOLLARS	PESOS	DOLLARS
	UNITED STATES OF AMERICA	4.22	1,186	54,402	1,317
860791	Parts of railway or tramway of locomotives	61,401.54	433,183	19,870,104	475,761
	JAPAN	11.39	3,166	145,224	3,205
	PEOPLE'S REPUBLIC OF CHINA	52,364.85	184,074	8,443,474	208,348
	UK OF GREAT BRITAIN AND N. IRELAND	4,503.28	74,149	3,401,215	81,618
	UNITED STATES OF AMERICA	4,522.02	171,794	7,880,191	182,590
860799	Other parts of rolling-stock, other than of railway or tramway, n.e.s.	123,613.29	823,789	37,787,201	865,274
	AUSTRALIA	14,367.35	83,198	3,816,292	87,164
	GERMANY	0.68	92	4,220	114
	IRELAND	2,004.37	42,881	1,966,951	44,091
	JAPAN	55,104.03	494,634	22,688,862	520,738
	MALAYSIA	751.89	8,737	400,766	10,078
	PEOPLE'S REPUBLIC OF CHINA	8,681.34	14,977	686,995	15,770
	REPUBLIC OF KOREA	40,453.28	159,395	7,311,449	165,987
	TAIWAN (REP. OF CHINA)	2,224.45	18,030	827,036	19,182
	UNITED STATES OF AMERICA	25.90	1,845	84,630	2,150
8608	Railway or tramway track fixtures and fittings; mechanical (including electro-mechanical) signalling, safety or traffic control equipment for railways, tramways, roads, inland waterways, parking facilities, port installations or airfields; parts of the foregoing.	63,890.09	2,215,225	101,612,370	2,272,081
860800	Railway or tramway track fixtures and fittings; mechanical (including electro-mechanical) signalling, safety or traffic control equipment for railways, tramways, roads, inland waterways, parking facilities, port installations or airfields; parts of the foregoing	63,890.09	2,215,225	101,612,370	2,272,081
	AUSTRALIA	3.55	1,013	46,466	1,041
	GERMANY	1,425.30	12,654	580,439	16,470
	HONG KONG, CHINA	20.39	637	29,219	682
	INDIA	580.79	739	33,898	882
	ITALY	963.45	10,135	464,892	16,765
	JAPAN	1,221.48	60,252	2,763,759	63,054
	MALAYSIA	2,417.29	105,882	4,856,808	113,678
	PEOPLE'S REPUBLIC OF CHINA	22,377.81	873,949	40,088,041	877,125
	ROMANIA	7.07	1,205	55,273	1,284
	SINGAPORE	844.56	53,152	2,438,082	55,852
	SPAIN	5.88	42	1,927	48
	TAIWAN (REP. OF CHINA)	8,875.71	699,614	32,091,294	713,040
	UK OF GREAT BRITAIN AND N. IRELAND	29.58	4,899	224,717	5,037
	UNITED STATES OF AMERICA	25,117.23	391,052	17,937,555	407,123
8609	Containers (including containers for the transport of fluids) specially designed and equipped for carriage by one or more modes of transport.	1,555,228.46	3,747,887	171,915,578	4,101,993
860900	Containers (including containers for the transport of fluids) specially designed and equipped for carriage by one or more modes of transport	1,555,228.46	3,747,887	171,915,578	4,101,993
	AUSTRALIA	6,092.13	8,689	398,564	9,423
	DENMARK	6,715.95	7,632	350,080	7,918
	GERMANY	18,938.57	70,479	3,232,872	72,079
	INDIA	8,035.93	28,441	1,304,589	29,831
	INDONESIA	564.10	2,776	127,335	2,896
	JAPAN	38,187.15	19,052	873,915	22,032
	MALAYSIA	32,929.50	271,544	12,455,724	300,589
	PEOPLE'S REPUBLIC OF CHINA	1,277,736.44	2,949,595	135,297,923	3,242,557
	REPUBLIC OF KOREA	4,340.11	28,472	1,306,011	29,954
	SINGAPORE	55,637.02	189,259	8,681,310	196,859
	TAIWAN (REP. OF CHINA)	24,722.96	36,031	1,652,742	38,066
	THAILAND	10,735.39	31,093	1,426,236	37,991
	UNITED ARAB EMIRATES, N.E.S.	38,783.26	103,242	4,735,711	105,695
	UNITED STATES OF AMERICA	31,809.95	1,582	72,566	6,103

TABLE 8 - Continued

PSCC CODE	COMMODITY AND COUNTRY OF ORIGIN	GROSS WEIGHT (GK)	FOB VALUE		CIF
			DOLLARS	PESOS	DOLLARS
87	Vehicles other than railway or tramway rolling-stock, and parts and accessories thereof	1,007,923,377.67	4,748,192,400	217,799,585,373	4,982,506,960
8701	Tractors (other than tractors of heading 87.09).	46,190,477.31	125,792,748	5,770,113,340	133,337,983
870110	Pedestrian controlled tractors	749,216.76	3,600,702	165,164,197	3,912,193
	DENMARK	34,226.56	58,309	2,674,634	60,380
	GERMANY	6,379.57	279	12,798	298
	JAPAN	312,077.66	229,114	10,509,457	248,075
	MALAYSIA	31.33	5,631	258,294	5,847
	NETHERLANDS	11,654.62	15,151	694,976	15,772
	PAPUA NEW GUINEA	69.14	851	39,035	876
	PEOPLE'S REPUBLIC OF CHINA	75,259.30	248,477	11,397,640	274,448
	REPUBLIC OF KOREA	20,894.83	66,306	3,041,456	69,123
	SINGAPORE	160.99	1,774	81,373	1,824
	SWEDEN	8,034.61	91,992	4,219,673	98,286
	SWITZERLAND	178,700.02	2,033,450	93,274,351	2,283,638
	TAIWAN (REP. OF CHINA)	6,770.02	5,060	232,102	5,310
	THAILAND	1,503.24	26,245	1,203,858	26,820
	UK OF GREAT BRITAIN AND N. IRELAND	57,775.95	787,547	36,124,781	787,562
	UNITED STATES OF AMERICA	22,416.33	26,993	1,238,169	30,173
	VIETNAM	13,262.59	3,523	161,600	3,761
870120	Road tractors for semi-trailers	39,820,220.01	96,973,555	4,448,176,964	102,940,638
	AUSTRALIA	7,667.40	159,381	7,310,806	168,254
	CAMBODIA (DEMOCRATIC KAMPUCHEA)	11,303.94	6,025	276,367	6,050
	CANADA	50,867.92	48,706	2,234,144	49,074
	EL SALVADOR	152,528.01	176,584	8,099,908	177,493
	GERMANY	131,688.55	562,438	25,799,031	585,750
	HONG KONG, CHINA	1,708,773.63	860,602	39,475,814	959,684
	INDIA	1,432.74	30,859	1,415,502	41,953
	IRELAND	8,318.70	5,116	234,671	11,922
	ITALY	22,539.79	23,792	1,091,339	26,716
	JAPAN	14,460,837.67	42,109,339	1,931,555,380	44,615,815
	MEXICO	32,990.52	378,192	17,347,667	390,492
	NETHERLANDS	51,108.47	102,191	4,687,501	107,881
	PEOPLE'S REPUBLIC OF CHINA	11,983,615.76	31,347,860	1,437,926,338	33,358,908
	REPUBLIC OF KOREA	1,518,499.37	2,711,338	124,369,074	2,806,625
	RUSSIAN FEDERATION	15,097.91	72,905	3,344,152	78,222
	SINGAPORE	505,408.60	1,129,178	51,795,395	1,181,372
	SPAIN	49,144.04	70,621	3,239,385	77,005
	SWEDEN	215,489.06	2,141,888	98,248,402	2,254,354
	TAIWAN (REP. OF CHINA)	1,969,032.29	1,077,954	49,445,749	1,187,355
	THAILAND	935,662.90	6,847,532	314,096,293	7,124,961
	UK OF GREAT BRITAIN AND N. IRELAND	30,286.38	28,836	1,322,707	30,320
	UKRAINE (UKRAINIAN S.S.R.)	5,613.78	7,986	366,318	7,986
	UNITED ARAB EMIRATES, N.E.S.	25,123.16	13,212	606,034	14,497
	UNITED STATES OF AMERICA	5,922,791.80	7,004,504	321,296,598	7,612,478
	VIETNAM	4,397.62	56,516	2,592,389	65,471
870130	Track-laying tractors	19,956.83	20,689	949,004	20,975
	UNITED STATES OF AMERICA	19,956.83	20,689	949,004	20,975
870190	Other tractors, n.e.s. (other than tractors of heading No. 87.09)	5,601,083.71	25,197,802	1,155,823,175	26,464,177
	BELGIUM	35,193.16	197,365	9,053,133	210,431
	BRAZIL	88,457.75	755,518	34,655,611	782,665
	CANADA	7,343.28	5,828	267,330	6,067
	DENMARK	31,266.92	40,647	1,864,478	47,809
	FRANCE	5,682.29	59,143	2,712,889	60,811
	HONG KONG, CHINA	45,263.40	18,558	851,255	21,134
	INDIA	419,553.75	1,794,092	82,295,000	1,844,212
	INDONESIA	26.11	43,242	1,983,510	46,586
	ITALY	120,380.45	417,898	19,168,982	425,257
	JAPAN	1,697,374.41	3,702,433	169,830,600	3,865,798
	MEXICO	196,159.85	1,678,150	76,976,741	1,750,430
	NETHERLANDS	20,500.13	43,289	1,985,666	45,910
	PEOPLE'S REPUBLIC OF CHINA	1,326,488.62	7,413,174	340,042,291	7,740,804
	REPUBLIC OF KOREA	54,812.84	142,779	6,549,273	150,288
	SINGAPORE	86,939.15	278,792	12,788,189	290,852

TABLE 8 - Continued

PSCC CODE	COMMODITY AND COUNTRY OF ORIGIN	GROSS WEIGHT (GK)	FOB VALUE		CIF DOLLARS
			DOLLARS	PESOS	
	SWITZERLAND	73,337.21	731,586	33,557,849	873,796
	TAIWAN (REP. OF CHINA)	59,364.11	27,909	1,280,185	31,871
	THAILAND	887,246.41	6,448,916	295,811,777	6,801,101
	TURKEY	173,433.18	1,057,479	48,506,562	1,084,503
	UK OF GREAT BRITAIN AND N. IRELAND	114,704.38	68,110	3,124,205	71,111
	UNITED STATES OF AMERICA	141,420.46	218,756	10,034,339	255,471
	VIETNAM	16,135.85	54,138	2,483,310	57,270
8702	Motor vehicles for the transport of ten or more persons, including the driver.	70,443,114.53	419,886,394	19,260,188,896	438,157,291
870210	Motor vehicles for the transport of ten or more persons, including the driver, with compression-ignition internal combustion piston engine (diesel or semi-diesel)	57,920,159.74	361,959,343	16,603,075,064	378,564,821
	GERMANY	5,067.29	201,760	9,254,731	212,181
	INDIA	167,587.98	465,865	21,369,228	502,580
	INDONESIA	18,044.61	167,469	7,681,803	172,281
	JAPAN	32,926,286.35	270,323,910	12,399,757,751	281,828,225
	NETHERLANDS	1,505.35	38,849	1,782,004	41,445
	PEOPLE'S REPUBLIC OF CHINA	10,760,064.27	35,788,461	1,641,616,706	38,569,484
	REPUBLIC OF KOREA	13,891,310.89	53,699,420	2,463,192,396	55,878,761
	TAIWAN (REP. OF CHINA)	30,355.09	33,542	1,538,573	36,320
	UNITED ARAB EMIRATES, N.E.S.	55,677.15	618,069	28,350,824	655,955
	UNITED STATES OF AMERICA	62,062.49	603,828	27,697,590	649,405
	VIETNAM	2,198.27	18,170	833,458	18,184
870290	Other motor vehicles for the transport of ten or more persons, including the driver, n.e.s.	12,522,954.79	57,927,051	2,657,113,832	59,592,470
	BULGARIA	0.88	35	1,605	40
	CANADA	31,815.63	684,429	31,394,758	721,045
	HONG KONG, CHINA	3,097.11	10,435	478,653	11,035
	INDONESIA	666,130.37	3,993,513	183,182,441	4,139,078
	IRELAND	24.94	184	8,440	258
	JAPAN	6,631,411.90	38,779,049	1,778,794,978	39,569,196
	PEOPLE'S REPUBLIC OF CHINA	3,857,501.49	5,077,833	232,920,200	5,478,935
	REPUBLIC OF KOREA	1,189,203.89	7,673,003	351,960,649	7,842,890
	SINGAPORE	15.68	11,838	543,010	12,288
	TAIWAN (REP. OF CHINA)	90,991.64	826,326	37,903,574	927,404
	THAILAND	18,892.93	198,142	9,088,774	204,678
	TURKEY	1,923.11	10,862	498,240	10,910
	UNITED STATES OF AMERICA	31,945.22	661,402	30,338,510	674,713
8703	Motor cars and other motor vehicles principally designed for the transport of persons (other than those of heading 87.02), including station wagons and racing cars.	251,295,323.08	2,326,873,892	106,733,705,428	2,440,104,853
870310	Vehicles specially designed for travelling on snow; golf cars and similar vehicles	701,995.06	4,310,333	197,714,977	4,584,672
	BRUNEI DARUSSALAM	2,217.53	20,227	927,812	22,368
	EGYPT ARAB REPUBLIC	927.17	11,310	518,790	19,250
	GERMANY	3,667.51	14,802	678,968	17,274
	GUAM	2,936.25	1,914	87,795	2,178
	INDIA	1,117.67	11,030	505,947	18,534
	INDONESIA	5,041.04	47,339	2,171,440	56,890
	JAPAN	286,489.00	2,374,569	108,921,480	2,471,504
	MALAYSIA	1,557.58	30,976	1,420,869	35,108
	PAKISTAN, ISLAMIC REP. OF	426.13	12,436	570,439	25,347
	PEOPLE'S REPUBLIC OF CHINA	174,139.12	875,917	40,178,313	911,645
	QATAR	451.87	9,365	429,573	29,569
	REPUBLIC OF KOREA	2,752.59	61,824	2,835,867	67,377
	SAUDI ARABIA	176.34	5,125	235,084	10,722
	SINGAPORE	1,669.64	6,809	312,329	7,798
	THAILAND	1,114.42	2,309	105,914	4,786
	UK OF GREAT BRITAIN AND N. IRELAND	1,938.17	29,946	1,373,623	32,166
	UNITED ARAB EMIRATES, N.E.S.	869.21	12,010	550,899	24,327
	UNITED STATES OF AMERICA	212,392.06	761,214	34,916,886	800,427
	VIETNAM	2,111.76	21,211	972,949	27,402
870321	Vehicles, of a cylinder capacity not exceeding 1,000cc, with spark-ignition internal combustion	11,478,074.01	85,788,151	3,935,102,484	90,390,665

TABLE 8 - Continued

PSCC CODE	COMMODITY AND COUNTRY OF ORIGIN	GROSS WEIGHT (GK)	FOB VALUE		CIF
			DOLLARS	PESOS	DOLLARS
	CANADA	5,283.73	60,303	2,766,098	64,239
	FRANCE	17,295.02	97,298	4,463,059	125,031
	GERMANY	6,050.48	93,274	4,278,478	99,900
	HUNGARY	1,332.58	13,335	611,676	14,247
	INDIA	3,956,527.76	17,158,196	787,046,450	17,761,876
	INDONESIA	217,599.97	2,219,043	101,787,502	2,298,707
	JAPAN	182,226.26	1,421,902	65,222,644	1,483,722
	PEOPLE'S REPUBLIC OF CHINA	41,794.92	168,609	7,734,094	180,071
	REPUBLIC OF KOREA	2,900,511.61	20,237,512	928,294,675	21,918,615
	SAUDI ARABIA	4,163.01	20,017	918,180	22,177
	TAIWAN (REP. OF CHINA)	5,519.80	47,605	2,183,642	48,836
	THAILAND	3,898,966.06	39,724,140	1,822,146,302	41,790,051
	TURKEY	1,018.37	7,470	342,649	8,748
	UK OF GREAT BRITAIN AND N. IRELAND	5,872.26	118,228	5,423,118	124,708
	UNITED ARAB EMIRATES, N.E.S.	7,488.35	182,583	8,375,083	188,464
	UNITED STATES OF AMERICA	226,423.83	4,218,636	193,508,834	4,261,273
870322	Vehicles, of a cylinder capacity exceeding 1,000cc but not exceeding 1,500cc, with spark-ignition internal combustion	42,424,831.64	413,611,091	18,972,340,744	426,145,126
	BELGIUM	1,658.43	65,490	3,004,026	67,288
	INDIA	1,658,770.85	10,224,096	468,979,284	10,893,649
	INDONESIA	9,742,017.58	84,750,711	3,887,515,114	87,888,911
	JAPAN	1,546,021.70	12,373,397	567,567,720	12,840,759
	NETHERLANDS	5,497.20	4,581	210,130	4,894
	PEOPLE'S REPUBLIC OF CHINA	385,906.68	906,386	41,575,926	975,571
	REPUBLIC OF KOREA	5,374,366.13	38,901,676	1,784,419,878	40,601,337
	THAILAND	23,698,321.72	266,375,154	12,218,628,314	272,860,637
	UNITED STATES OF AMERICA	12,271.35	9,600	440,352	12,080
870323	Vehicles, of a cylinder capacity exceeding 1,500cc but not exceeding 3,000cc, with spark-ignition internal combustion	113,115,219.12	1,124,448,513	51,578,453,293	1,187,989,876
	AUSTRALIA	5,120.36	11,871	544,523	14,045
	AUSTRIA	1,127.85	11,003	504,708	12,763
	BAHRAIN	3,472.75	24,451	1,121,568	27,271
	BELGIUM	6,022.91	191,000	8,761,170	205,219
	BRAZIL	2,234.87	32,697	1,499,811	35,484
	CANADA	63,640.69	899,956	41,280,981	967,253
	CHRISTMAS ISLAND	2,261.61	7,497	343,887	7,709
	CZECH REPUBLIC (CZECHOSLOVAKIA)	975.15	111,092	5,095,790	115,642
	EGYPT ARAB REPUBLIC	1,609.86	6,744	309,347	7,974
	FRANCE	507,646.42	3,875,380	177,763,682	4,187,749
	GERMANY	2,665,998.79	35,588,587	1,632,448,486	36,941,661
	GUAM	965.55	6,815	312,604	10,287
	HAWAII	4,141.18	19,801	908,272	22,804
	HONG KONG, CHINA	79,570.02	1,219,731	55,949,061	1,270,322
	INDIA	7,891,966.86	45,974,495	2,108,850,086	49,398,920
	INDONESIA	24,015,165.48	231,879,578	10,636,316,243	238,694,671
	ISRAEL	1,305.43	3,046	139,720	4,188
	ITALY	127,024.84	6,489,697	297,682,401	6,839,638
	JAPAN	13,522,992.67	135,076,014	6,195,936,764	140,759,215
	JORDAN	3,898.86	30,439	1,396,237	31,732
	LEBANON	1,352.33	44,278	2,031,032	45,147
	MALAYSIA	2,582.68	26,274	1,205,188	28,072
	MEXICO	57,872.88	750,998	34,448,279	800,253
	NETHERLANDS	8,425.12	95,646	4,387,282	101,217
	NIGERIA	1,717.91	6,613	303,338	8,187
	PEOPLE'S REPUBLIC OF CHINA	835,327.94	1,864,289	85,514,935	2,216,608
	PORTUGAL	881.68	14,104	646,950	15,511
	QATAR	22,862.01	806,916	37,013,237	817,009
	REPUBLIC OF KOREA	7,525,177.13	65,543,743	3,006,491,493	68,851,702
	SAUDI ARABIA	11,840.59	108,977	4,998,775	124,175
	SINGAPORE	11.33	400	18,348	450
	SOUTH AFRICA, REP. OF	147,670.49	1,586,264	72,761,929	1,643,959
	SPAIN	7,652.55	80,630	3,698,498	84,024
	SWEDEN	145,060.09	2,083,742	95,581,246	2,259,302
	SWITZERLAND	1,464.19	16,649	763,690	17,987
	SYRIAN ARAB REPUBLIC	1,235.65	2,366	108,528	3,075
	TAIWAN (REP. OF CHINA)	8,547.39	22,708	1,041,616	23,317
	THAILAND	51,263,030.65	539,227,015	24,734,343,177	563,370,513
	UK OF GREAT BRITAIN AND N. IRELAND	288,461.72	5,558,298	254,959,129	5,763,888
	UNITED ARAB EMIRATES, N.E.S.	389,626.93	6,327,975	290,264,213	6,578,372

TABLE 8 - Continued

PSCC CODE	COMMODITY AND COUNTRY OF ORIGIN	GROSS WEIGHT (GK)	FOB VALUE		CIF DOLLARS
			DOLLARS	PESOS	
	UNITED STATES OF AMERICA	3,480,622.18	38,723,023	1,776,225,066	55,580,262
	VIETNAM	6,653.53	97,711	4,482,003	102,299
870324	Vehicles, of a cylinder capacity exceeding 3,000cc, with spark-ignition internal combustion	2,445,056.67	31,144,245	1,428,586,519	39,452,313
	ANDORRA	3,547.56	79,649	3,653,500	81,896
	AUSTRALIA	2,118.81	45,225	2,074,471	45,687
	CANADA	2,719.55	64,691	2,967,376	67,341
	GERMANY	12,757.20	181,299	8,316,185	189,358
	HONG KONG, CHINA	20,906.94	283,735	13,014,924	297,739
	ITALY	2,854.93	262,828	12,055,920	300,610
	JAPAN	1,391,551.30	19,152,879	878,542,560	20,007,384
	NEW CALEDONIA	1,882.29	22,894	1,050,148	24,460
	PEOPLE'S REPUBLIC OF CHINA	106,323.69	150,362	6,897,105	183,010
	REPUBLIC OF KOREA	17,435.60	105,254	4,828,001	108,389
	SAUDI ARABIA	2,504.30	37,577	1,723,657	39,077
	SINGAPORE	4,851.42	177,528	8,143,209	189,675
	UK OF GREAT BRITAIN AND N. IRELAND	1,789.17	7,248	332,466	7,285
	UNITED ARAB EMIRATES, N.E.S.	137,640.29	2,577,272	118,219,467	2,720,780
	UNITED STATES OF AMERICA	736,173.62	7,995,804	366,767,530	15,189,622
870331	Vehicles, of a cylinder capacity not exceeding 1,500 cc, with compression-ignition internal combustion piston engine (diesel or semi-diesel)	258,076.57	2,656,083	121,834,530	2,752,423
	AUSTRALIA	2,217.15	7,431	340,860	7,640
	CANADA	2,399.47	39,824	1,826,727	42,549
	GERMANY	41,719.77	477,462	21,901,182	497,119
	INDIA	75,868.18	593,917	27,242,973	611,620
	INDONESIA	2,432.21	7,250	332,558	7,547
	ISRAEL	1,870.79	6,376	292,467	6,558
	ITALY	9,774.92	285,032	13,074,418	300,032
	JAPAN	92.62	219	10,046	248
	LEBANON	3,547.43	30,819	1,413,668	31,688
	MALAYSIA	2,009.76	8,204	376,317	8,436
	MEXICO	71,431.86	858,690	39,388,110	886,437
	MYANMAR, UNION OF (BURMA)	709.48	15,080	691,720	15,505
	OMAN	2,551.46	13,106	601,172	13,477
	QATAR	3,474.65	28,650	1,314,176	29,461
	REPUBLIC OF KOREA	1,591.98	12,523	574,430	12,877
	SAUDI ARABIA	2,217.24	9,206	422,279	9,466
	SWITZERLAND	1,225.64	7,588	348,062	7,802
	UK OF GREAT BRITAIN AND N. IRELAND	1,596.46	6,016	275,954	6,186
	UNITED ARAB EMIRATES, N.E.S.	2,749.24	18,594	852,907	19,118
	UNITED STATES OF AMERICA	28,596.26	230,096	10,554,504	238,657
870332	Vehicles, of a cylinder capacity exceeding 1,500 cc but not exceeding 2,500 cc, with compression-ignition internal combustion piston engine (diesel or semi-diesel)	19,177,718.07	186,954,255	8,575,591,678	193,805,421
	GERMANY	268,727.67	3,415,820	156,683,663	3,571,511
	INDIA	473,335.71	2,370,088	108,715,937	2,476,270
	INDONESIA	4,448,608.23	51,397,485	2,357,602,637	52,792,778
	MEXICO	12,563.31	133,288	6,113,921	139,095
	REPUBLIC OF KOREA	1,604,150.45	15,727,408	721,416,205	16,454,447
	SINGAPORE	229.04	36,741	1,685,310	39,196
	THAILAND	12,319,242.35	113,482,515	5,205,442,963	117,925,621
	UK OF GREAT BRITAIN AND N. IRELAND	14,230.13	190,234	8,726,034	193,555
	UNITED STATES OF AMERICA	36,631.18	200,676	9,205,008	212,948
870333	Vehicles, of a cylinder capacity exceeding 2,500 cc, with compression-ignition internal combustion piston engine (diesel or semi-diesel)	21,861,278.80	232,921,134	10,684,092,415	241,481,116
	CANADA	11,300.65	180,703	8,288,846	198,092
	GERMANY	277,473.93	4,057,985	186,139,772	4,192,789
	HONG KONG, CHINA	23,768.58	216,021	9,908,883	224,490
	INDIA	58,451.78	270,493	12,407,514	279,669
	INDONESIA	6,926,708.61	78,945,663	3,621,237,562	80,800,946
	ITALY	13,727.81	1,362,257	62,486,728	1,377,066
	JAPAN	3,357,439.13	39,448,844	1,809,518,475	41,706,677
	QATAR	26,315.14	1,033,002	47,383,802	1,043,022
	REPUBLIC OF KOREA	711,491.10	5,088,279	233,399,358	5,240,130

TABLE 8 - Continued

PSCC CODE	COMMODITY AND COUNTRY OF ORIGIN	GROSS WEIGHT (GK)	FOB VALUE		CIF DOLLARS
			DOLLARS	PESOS	
	THAILAND	10,159,651.07	97,296,006	4,462,967,794	101,186,649
	UK OF GREAT BRITAIN AND N. IRELAND	141,729.93	2,587,572	118,691,928	2,650,578
	UNITED ARAB EMIRATES, N.E.S.	98,875.89	1,616,664	74,156,378	1,699,280
	UNITED STATES OF AMERICA	54,345.18	817,645	37,505,375	881,728
870390	Components, parts and accessories imported from one or more countries for assembly of passenger cars, including station wagons and racing cars	39,833,073.14	245,040,087	11,239,988,788	253,503,241
	CAMBODIA (DEMOCRATIC KAMPUCHEA)	1,043.59	1,628	74,676	1,980
	FRANCE	0.87	87	3,991	98
	HONG KONG, CHINA	6,737.32	306,853	14,075,347	349,458
	INDIA	1,615,365.04	7,670,463	351,844,138	7,877,756
	INDONESIA	10,157,599.96	48,058,201	2,204,429,680	49,870,834
	ITALY	14,291.53	357,648	16,405,314	384,012
	JAPAN	8,028,679.92	74,156,626	3,401,564,433	76,428,005
	MALAYSIA	309,993.50	4,894,860	224,527,228	5,039,871
	PEOPLE'S REPUBLIC OF CHINA	1,341,716.78	4,267,884	195,767,839	4,507,222
	POLAND	415.92	24,955	1,144,686	24,955
	REPUBLIC OF KOREA	42,052.90	38,202	1,752,326	42,770
	SAUDI ARABIA	4,169.06	46,606	2,137,817	49,737
	SINGAPORE	23.38	694	31,833	757
	TAIWAN (REP. OF CHINA)	2,067,338.45	11,084,676	508,454,088	11,522,201
	THAILAND	16,148,468.29	92,561,605	4,245,800,822	95,759,802
	TURKEY	2,727.15	21,584	990,058	26,860
	UK OF GREAT BRITAIN AND N. IRELAND	54,101.37	888,825	40,770,402	932,299
	UNITED ARAB EMIRATES, N.E.S.	12,272.73	177,529	8,143,255	185,075
	UNITED STATES OF AMERICA	14,396.80	155,621	7,138,336	158,756
	VIETNAM	11,678.58	325,540	14,932,519	340,793
8704	Motor vehicles for the transport of goods.	242,477,607.23	760,126,516	34,867,003,285	794,051,575
870410	Dumpers designed for off-highway use	44,142,999.62	80,241,592	3,680,681,827	86,411,155
	BELGIUM	178,707.71	1,698,399	77,905,562	1,746,306
	HONG KONG, CHINA	605,611.69	248,286	11,388,879	258,642
	INDIA	1,091.13	4,126	189,260	4,268
	INDONESIA	294,536.84	2,495,511	114,469,090	2,855,511
	JAMAICA (EXCLUDES CAYMAN IS., TURKS, CAICOS)	14,685.37	6,021	276,183	6,139
	JAPAN	26,298,504.44	39,728,539	1,822,348,085	42,314,817
	PEOPLE'S REPUBLIC OF CHINA	9,943,839.99	19,855,307	910,762,931	21,824,665
	REPUBLIC OF KOREA	5,773,185.47	8,036,185	368,619,807	8,711,667
	RUSSIAN FEDERATION	24,664.07	90,723	4,161,464	97,340
	SINGAPORE	50,415.42	410,528	18,830,919	424,784
	SWEDEN	99,357.23	1,724,620	79,108,319	1,724,620
	TAIWAN (REP. OF CHINA)	120,230.38	73,011	3,349,015	83,945
	THAILAND	107,831.13	739,165	33,905,499	846,499
	UK OF GREAT BRITAIN AND N. IRELAND	448,490.57	4,900,509	224,786,348	5,239,772
	UNITED STATES OF AMERICA	87,962.49	58,292	2,673,854	71,573
	VIETNAM	93,885.69	172,370	7,906,612	200,607
870421	Motor vehicles, g.v.w. not exceeding 5 tonnes, with compression-ignition internal combustion piston engine (diesel or semi-diesel)	77,659,112.85	434,681,149	19,938,824,307	446,640,913
	BELGIUM	4,423.41	614,488	28,186,565	687,925
	CANADA	15,245.63	233,801	10,724,452	245,237
	GERMANY	23,907.73	88,053	4,038,991	88,795
	HONG KONG, CHINA	1,052,316.36	451,631	20,716,314	514,182
	INDIA	4,600,795.57	7,361,128	337,654,941	7,692,551
	INDONESIA	494,974.72	3,317,663	152,181,202	3,432,729
	JAMAICA (EXCLUDES CAYMAN IS., TURKS, CAICOS)	2,697.56	1,106	50,732	1,541
	JAPAN	22,086,660.59	15,056,667	690,649,314	16,801,676
	NETHERLANDS	23,690.53	12,990	595,852	13,436
	OMAN	2,495.56	10,498	481,543	12,005
	PEOPLE'S REPUBLIC OF CHINA	5,659,986.50	8,666,194	397,518,321	9,305,126
	QATAR	1,380.93	4,343	199,213	5,196
	REPUBLIC OF KOREA	2,381,594.41	8,322,888	381,770,874	8,659,960
	SINGAPORE	18,408.58	7,097	325,539	7,118
	TAIWAN (REP. OF CHINA)	100,270.92	46,774	2,145,524	50,685
	THAILAND	41,045,523.97	390,214,322	17,899,130,949	398,837,623
	UNITED ARAB EMIRATES, N.E.S.	6,975.56	42,922	1,968,832	44,377
	UNITED STATES OF AMERICA	137,764.32	228,584	10,485,149	240,751

TABLE 8 - Continued

PSCC CODE	COMMODITY AND COUNTRY OF ORIGIN	GROSS WEIGHT (GK)	FOB VALUE		CIF
			DOLLARS	PESOS	DOLLARS
870422	Motor vehicles, g.v.w. exceeding 5 tonnes but not exceeding 20 tonnes, with compression-ignition internal combustion piston engine (diesel or semi-diesel)	66,824,848.01	52,599,598	2,412,743,554	58,319,874
	AUSTRALIA	13,479.00	13,479	618,282	15,971
	DEMOCRATIC PEOPLE'S REP. OF KOREA	42,479.33	223,029	10,230,340	223,480
	GERMANY	89,077.84	676,221	31,018,257	700,367
	HONG KONG, CHINA	691,842.93	299,975	13,759,854	335,867
	INDIA	102,171.19	545,760	25,034,011	627,052
	INDONESIA	303,276.45	1,933,202	88,675,975	2,030,677
	ITALY	3,562.90	1,460	66,970	1,488
	JAMAICA (EXCLUDES CAYMAN IS., TURKS, CAICOS)	259,657.47	120,165	5,511,968	127,637
	JAPAN	54,928,101.25	33,114,152	1,518,946,150	37,394,911
	LATVIA (LATVIAN SOVIET SOCIALIST REP.)	54,297.21	142,605	6,541,291	161,160
	PEOPLE'S REPUBLIC OF CHINA	6,488,838.16	10,916,586	500,743,800	11,824,535
	REPUBLIC OF KOREA	3,035,567.84	4,164,136	191,008,917	4,400,716
	SINGAPORE	50,959.79	80,925	3,712,030	90,430
	TAIWAN (REP. OF CHINA)	317,192.49	108,879	4,994,280	113,708
	THAILAND	1,275.68	24,312	1,115,191	24,980
	UNITED ARAB EMIRATES, N.E.S.	17,964.61	3,989	182,975	4,056
	UNITED STATES OF AMERICA	425,103.87	230,723	10,583,263	242,839
870423	Motor vehicles, g.v.w. exceeding 20 tonnes, with compression-ignition internal combustion piston engine (diesel or semi-diesel)	14,885,989.91	34,142,597	1,566,120,925	37,425,976
	BELGIUM	46,847.52	384,840	17,652,611	406,809
	HONG KONG, CHINA	114,548.81	291,608	13,376,059	315,040
	JAPAN	3,747,335.56	10,943,839	501,993,896	12,009,883
	PEOPLE'S REPUBLIC OF CHINA	9,599,830.85	16,409,488	752,703,214	17,967,131
	REPUBLIC OF KOREA	634,339.62	711,293	32,627,010	762,206
	THAILAND	729,959.18	5,341,797	245,028,228	5,904,718
	UNITED STATES OF AMERICA	13,128.37	59,732	2,739,907	60,189
870431	Motor vehicles, g.v.w. not exceeding 5 tonnes, with spark-ignition internal combustion piston engine	9,062,324.13	48,752,262	2,236,266,260	50,399,695
	FINLAND	11,043.96	275,947	12,657,689	287,248
	HONG KONG, CHINA	11.82	408	18,715	425
	INDIA	472,572.48	1,864,732	85,535,257	1,941,482
	JAMAICA (EXCLUDES CAYMAN IS., TURKS, CAICOS)	5,034.15	2,064	94,676	2,138
	JAPAN	3,354,759.78	1,174,386	53,869,087	1,310,669
	PEOPLE'S REPUBLIC OF CHINA	155,375.76	229,625	10,532,899	243,574
	REPUBLIC OF KOREA	225,357.79	886,381	40,658,297	945,860
	SINGAPORE	41,654.68	12,327	565,439	14,669
	TAIWAN (REP. OF CHINA)	34,207.63	7,027	322,328	7,342
	THAILAND	4,683,481.26	44,203,270	2,027,603,995	45,546,258
	UNITED STATES OF AMERICA	78,824.82	96,095	4,407,878	100,030
870432	Motor vehicles, g.v.w. exceeding 5 tonnes, with spark-ignition internal combustion piston engine	3,408,883.88	22,091,022	1,013,315,177	23,027,322
	JAPAN	1,869,354.83	804,863	36,919,064	926,260
	PEOPLE'S REPUBLIC OF CHINA	262,425.95	502,074	23,030,134	520,669
	REPUBLIC OF KOREA	1,222,376.76	20,749,752	951,791,125	21,543,965
	SPAIN	41,995.59	25,828	1,184,730	27,595
	UNITED STATES OF AMERICA	12,730.75	8,505	390,124	8,833
870490	Components, parts and accessories imported from one or more countries for assembly of trucks by participants in the motor vehicle development program	26,493,448.83	87,618,296	4,019,051,235	91,826,640
	GERMANY	1,443,484.24	10,154,164	465,771,503	10,412,861
	HONG KONG, CHINA	61,494.47	11,874	544,660	12,230
	INDIA	116,686.35	312,910	14,353,180	325,705
	INDONESIA	58,050.87	301,048	13,809,072	309,856
	JAPAN	13,537,534.35	38,213,923	1,752,872,648	40,382,190
	MALAYSIA	132,647.36	286,016	13,119,553	295,257
	NETHERLANDS	650.99	10,962	502,827	10,976
	PEOPLE'S REPUBLIC OF CHINA	6,059,760.32	8,409,626	385,749,544	8,964,344
	REPUBLIC OF KOREA	361,630.04	83,932	3,849,961	99,366
	SINGAPORE	188,819.33	423,163	19,410,487	445,155
	TAIWAN (REP. OF CHINA)	17,606.02	102,464	4,700,024	106,675
	THAILAND	4,501,777.75	29,303,750	1,344,163,012	30,457,399

TABLE 8 - Continued

PSCC CODE	COMMODITY AND COUNTRY OF ORIGIN	GROSS WEIGHT (GK)	FOB VALUE		CIF
			DOLLARS	PESOS	DOLLARS
	UK OF GREAT BRITAIN AND N. IRELAND	0.87	372	17,064	419
	UNITED STATES OF AMERICA	13,305.87	4,092	187,700	4,207
8705	Special purpose motor vehicles, other than those principally designed for the transport of persons or goods (for example, breakdown lorries, crane lorries, fire fighting vehicles, concrete-mixer lorries, road sweeper lorries, spraying lorries, mobile workshops, mobile radiological units).	40,822,368.70	77,601,681	3,559,589,103	82,906,225
870510	Crane lorries	4,056,854.75	9,735,267	446,556,697	10,600,135
	GERMANY	60,785.48	503,069	23,075,775	528,989
	JAPAN	553,083.16	1,012,407	46,439,109	1,088,690
	PEOPLE'S REPUBLIC OF CHINA	2,128,700.34	5,546,110	254,400,066	6,045,921
	REPUBLIC OF KOREA	891,386.88	2,335,406	107,125,073	2,540,730
	SINGAPORE	8,556.25	6,845	313,980	7,710
	SPAIN	24,778.00	15,663	718,462	19,623
	TAIWAN (REP. OF CHINA)	38,262.40	69,568	3,191,084	69,676
	UNITED STATES OF AMERICA	351,302.24	246,199	11,293,148	298,796
870520	Mobile drilling derricks	12,670.95	331,314	15,197,373	351,686
	JAPAN	4,209.10	314,790	14,439,417	334,707
	PEOPLE'S REPUBLIC OF CHINA	8,461.85	16,524	757,956	16,979
870530	Fire fighting vehicles	3,691,393.99	26,216,756	1,202,562,596	27,294,870
	AUSTRIA	10,660.63	292,187	13,402,618	312,179
	GERMANY	16,435.55	2,056,477	94,330,600	2,057,717
	JAPAN	593,322.53	265,735	12,189,264	302,612
	NETHERLANDS	15,247.18	44,129	2,024,197	45,362
	PEOPLE'S REPUBLIC OF CHINA	2,168,974.52	3,743,035	171,693,015	4,025,176
	REPUBLIC OF KOREA	24,857.89	16,328	748,965	18,184
	TAIWAN (REP. OF CHINA)	282,626.38	172,713	7,922,345	187,479
	UNITED STATES OF AMERICA	579,269.31	19,626,152	900,251,592	20,346,161
870540	Concrete-mixer lorries	14,966,285.45	21,714,064	996,024,116	23,574,720
	HONG KONG, CHINA	152,040.95	189,060	8,672,182	206,039
	ITALY	56,520.66	586,360	26,896,333	602,448
	JAMAICA (EXCLUDES CAYMAN IS., TURKS, CAICOS)	7,067.64	2,898	132,931	2,980
	JAPAN	4,322,465.81	1,995,550	91,535,879	2,360,896
	NETHERLANDS	9,483.54	59,271	2,718,761	69,865
	PEOPLE'S REPUBLIC OF CHINA	8,580,528.64	16,634,389	763,019,423	17,966,256
	REPUBLIC OF KOREA	1,495,740.28	1,576,142	72,297,634	1,649,409
	SINGAPORE	31,927.90	290,017	13,303,080	304,615
	SPAIN	124,658.49	187,382	8,595,212	206,053
	TAIWAN (REP. OF CHINA)	129,528.46	74,261	3,406,352	81,187
	THAILAND	11,652.02	81,816	3,752,900	84,124
	UNITED STATES OF AMERICA	26,572.23	25,354	1,162,988	28,958
	VIETNAM	18,098.83	11,564	530,441	11,890
870590	Other special purpose motor vehicles, other than those principally designed for the transport of persons or goods	18,095,163.56	19,604,280	899,248,321	21,084,814
	BELGIUM	41,958.43	503,934	23,115,453	524,571
	CANADA	14,313.07	766,436	35,156,419	822,351
	GERMANY	43,439.98	43,612	2,000,482	43,850
	HONG KONG, CHINA	320,811.77	191,368	8,778,051	199,874
	INDONESIA	112.12	3,552	162,930	3,791
	ITALY	4,757.90	137,678	6,315,290	143,060
	JAPAN	14,085,229.31	8,128,656	372,861,450	9,004,260
	KENYA	23,636.75	288,258	13,222,394	301,887
	NETHERLANDS	6,321.46	3,929	180,223	4,630
	PAKISTAN, ISLAMIC REP. OF	3,147.13	1,920	88,070	2,402
	PEOPLE'S REPUBLIC OF CHINA	1,267,301.28	5,279,305	242,161,720	5,580,177
	REPUBLIC OF KOREA	993,645.99	1,752,021	80,365,204	1,843,245
	SINGAPORE	81,626.54	151,922	6,968,662	167,270
	SPAIN	21,306.71	25,715	1,179,547	29,762
	TAIWAN (REP. OF CHINA)	474,926.01	254,803	11,687,813	262,640
	UK OF GREAT BRITAIN AND N. IRELAND	18,566.18	333,688	15,306,269	334,307
	UNITED ARAB EMIRATES, N.E.S.	38,873.83	153,598	7,045,540	163,412
	UNITED STATES OF AMERICA	655,189.10	1,583,885	72,652,804	1,653,325

TABLE 8 - Continued

PSCC CODE	COMMODITY AND COUNTRY OF ORIGIN	GROSS WEIGHT (GK)	FOB VALUE		CIF DOLLARS
			DOLLARS	PESOS	
8706	Chassis fitted with engines, for the motor vehicles of headings 87.01 to 87.05.	8,224,172.51	12,568,079	576,497,783	13,702,564
870600	Chassis fitted with engines, for the motor vehicles of headings Nos. 87.01 to 87.05	8,224,172.51	12,568,079	576,497,783	13,702,564
	EL SALVADOR	25,787.68	7,183	329,484	8,183
	GERMANY	6,792.28	19,272	884,006	22,100
	HONG KONG, CHINA	58,103.60	17,628	808,596	20,061
	INDIA	17,717.14	33,498	1,536,553	34,870
	INDONESIA	189,695.50	1,321,029	60,595,601	1,421,691
	JAPAN	6,033,168.46	6,014,667	275,892,775	6,647,437
	MALAYSIA	42,630.09	69,055	3,167,553	71,724
	NETHERLANDS	12,717.81	6,700	307,329	7,833
	PEOPLE'S REPUBLIC OF CHINA	744,572.48	660,259	30,286,081	710,982
	REPUBLIC OF KOREA	626,718.00	2,511,648	115,209,293	2,683,771
	SINGAPORE	92,192.93	109,397	5,018,040	114,835
	SWEDEN	135,654.18	1,700,739	78,012,898	1,829,763
	TAIWAN (REP. OF CHINA)	24,198.45	16,422	753,277	17,410
	THAILAND	3,966.24	17,338	795,294	29,706
	UNITED STATES OF AMERICA	210,257.67	63,244	2,901,003	82,198
8707	Bodies (including cabs), for the motor vehicles of headings 87.01 to 87.05.	9,792,041.85	6,135,445	281,432,864	6,830,807
870710	Bodies (including cabs), for the vehicles of heading No. 87.03	1,361,960.00	754,155	34,593,090	800,724
	HONG KONG, CHINA	46,366.81	21,326	978,223	21,932
	INDONESIA	2,070.18	41,836	1,919,018	43,362
	JAPAN	1,185,242.14	536,168	24,594,026	565,298
	MALAYSIA	331.02	9,713	445,535	10,111
	NETHERLANDS	47.61	1,038	47,613	1,068
	PEOPLE'S REPUBLIC OF CHINA	38,931.86	72,474	3,324,382	75,445
	REPUBLIC OF KOREA	72,754.71	25,463	1,167,988	26,626
	SINGAPORE	8,053.10	4,000	183,480	4,093
	TAIWAN (REP. OF CHINA)	980.73	519	23,807	523
	THAILAND	5,399.43	37,298	1,710,859	47,770
	TURKS AND CAICOS ISLANDS	288.18	608	27,889	649
	UK OF GREAT BRITAIN AND N. IRELAND	2.95	101	4,633	106
	UNITED STATES OF AMERICA	1,491.28	3,611	165,637	3,741
870790	Bodies (including cabs), for the vehicles of headings Nos. 87.01, 87.02, 87.04, 87.05	8,430,081.85	5,381,290	246,839,774	6,030,083
	AUSTRALIA	3,937.19	2,706	124,124	3,373
	EL SALVADOR	455.51	508	23,302	526
	HONG KONG, CHINA	323,639.34	127,953	5,869,204	137,901
	INDIA	17,954.90	34,601	1,587,148	35,057
	INDONESIA	5,220.89	76,138	3,492,450	80,138
	JAPAN	6,386,089.74	2,410,779	110,582,432	2,826,892
	MALAYSIA	70,986.11	95,744	4,391,778	101,240
	NETHERLANDS	10,484.61	5,669	260,037	6,444
	PEOPLE'S REPUBLIC OF CHINA	1,108,460.55	802,503	36,810,813	873,250
	REPUBLIC OF KOREA	276,706.90	222,852	10,222,222	251,072
	SINGAPORE	39,049.79	1,376,173	63,125,056	1,470,920
	TAIWAN (REP. OF CHINA)	98,501.45	34,586	1,586,460	36,359
	THAILAND	450.83	6,840	313,751	7,038
	TURKEY	31,912.80	144,268	6,617,573	155,734
	UK OF GREAT BRITAIN AND N. IRELAND	1.41	74	3,394	77
	UNITED ARAB EMIRATES, N.E.S.	6,699.80	1,904	87,336	2,155
	UNITED STATES OF AMERICA	49,530.03	37,992	1,742,694	41,907
8708	Parts and accessories of the motor vehicles of headings 87.01 to 87.05.	117,996,791.20	341,264,835	15,653,817,976	364,220,394
870810	Bumpers and parts thereof	4,724,063.71	8,875,969	407,140,701	9,611,534
	AUSTRALIA	27,345.20	46,081	2,113,735	48,228
	BELGIUM	452.15	12,551	575,714	13,423
	DEMOCRATIC PEOPLE'S REP. OF KOREA	15,441.06	5,588	256,322	6,145
	EL SALVADOR	3,749.81	1,719	78,851	2,004
	FRANCE	677.39	6,338	290,725	7,800

TABLE 8 - Continued

PSCC CODE	COMMODITY AND COUNTRY OF ORIGIN	GROSS WEIGHT (GK)	FOB VALUE		CIF
			DOLLARS	PESOS	DOLLARS
	GERMANY	835.98	21,309	977,443	23,937
	HONG KONG, CHINA	162,076.77	120,254	5,516,051	130,209
	INDIA	20,063.53	138,208	6,339,601	148,925
	INDONESIA	17,365.86	103,684	4,755,985	114,405
	IRELAND	3.34	417	19,128	470
	ITALY	235.13	10,112	463,838	10,445
	JAPAN	1,978,922.17	3,468,428	159,096,795	3,804,537
	MALAYSIA	219,616.41	362,787	16,641,040	397,212
	NETHERLANDS	495.32	7,687	352,603	8,188
	PEOPLE'S REPUBLIC OF CHINA	774,138.09	654,395	30,017,099	698,518
	PORTUGAL	85.83	413	18,944	441
	REPUBLIC OF KOREA	305,805.31	525,330	24,096,887	553,557
	SINGAPORE	57,334.87	122,737	5,629,946	136,695
	SOUTH AFRICA, REP. OF	24.54	392	17,981	459
	SPAIN	7,450.29	18,253	837,266	18,861
	SWEDEN	2.72	39	1,789	46
	TAIWAN (REP. OF CHINA)	365,455.44	388,738	17,831,412	420,130
	THAILAND	560,614.50	2,582,190	118,445,055	2,751,162
	UK OF GREAT BRITAIN AND N. IRELAND	4,088.81	56,659	2,598,948	64,307
	UNITED ARAB EMIRATES, N.E.S.	34,839.50	11,771	539,936	13,503
	UNITED STATES OF AMERICA	164,658.49	204,038	9,359,222	231,473
	VIETNAM	2,285.20	5,851	268,385	6,454
870821	Safety seat belts	216,256.67	1,318,051	60,459,000	1,360,509
	CZECH REPUBLIC (CZECHOSLOVAKIA)	7.53	181	8,302	199
	FRANCE	3.79	2,310	105,960	2,424
	GERMANY	6.65	232	10,642	247
	HONG KONG, CHINA	26.97	611	28,027	628
	INDIA	7,032.89	29,971	1,374,770	31,162
	ITALY	70.05	1,746	80,089	1,855
	JAPAN	54,073.42	270,905	12,426,412	282,892
	MALAYSIA	15.58	844	38,715	951
	PEOPLE'S REPUBLIC OF CHINA	33,373.82	17,654	809,788	19,092
	PORTUGAL	185.66	890	40,824	951
	REPUBLIC OF KOREA	14,812.91	18,383	843,228	19,006
	SINGAPORE	722.10	8,072	370,263	8,504
	SOUTH AFRICA, REP. OF	1.60	28	1,284	30
	SWEDEN	2.08	1,618	74,218	1,638
	TAIWAN (REP. OF CHINA)	2,004.98	3,837	176,003	4,175
	THAILAND	103,439.69	957,070	43,900,802	981,152
	UK OF GREAT BRITAIN AND N. IRELAND	69.84	2,375	108,941	3,052
	UNITED STATES OF AMERICA	407.11	1,324	60,732	2,551
870829	Other parts and accessories of bodies (including cabs), n.e.s.	4,216,363.39	25,105,819	1,151,603,918	27,098,894
	AFGHANISTAN	8,043.93	6,453	295,999	7,811
	ARGENTINA	1.02	44	2,018	47
	AUSTRALIA	4,484.56	29,440	1,350,413	31,230
	AUSTRIA	790.01	9,301	426,637	11,283
	BELGIUM	14.32	451	20,688	487
	CANADA	7,862.81	196,114	8,995,749	209,277
	COLOMBIA	1,593.36	62,678	2,875,040	70,269
	DEMOCRATIC PEOPLE'S REP. OF KOREA	3,090.16	5,775	264,899	6,396
	DENMARK	17.33	2,456	112,657	3,091
	EL SALVADOR	336.32	142	6,514	152
	FINLAND	25.29	3,253	149,215	3,522
	FRANCE	6,585.68	71,483	3,278,926	89,020
	GERMANY	14,887.03	542,486	24,883,833	596,898
	HONDURAS, REPUBLIC OF	1.52	42	1,927	131
	HONG KONG, CHINA	39,894.31	19,394	889,604	21,732
	INDIA	24,078.39	93,621	4,294,394	107,035
	INDONESIA	72,874.42	292,388	13,411,838	308,508
	IRELAND	6.66	2,204	101,097	2,355
	ITALY	607.74	44,699	2,050,343	50,026
	JAPAN	1,867,519.38	6,103,682	279,975,892	6,625,826
	MACAU	107.11	6,374	292,375	6,648
	MALAYSIA	48,934.73	883,287	40,516,375	949,830
	MEXICO	13.47	315	14,449	346
	NETHERLANDS	148.22	2,364	108,437	2,469
	NEW ZEALAND	28,312.01	168,546	7,731,205	179,634
	PEOPLE'S REPUBLIC OF CHINA	896,072.55	1,018,609	46,723,595	1,094,843
	REPUBLIC OF KOREA	246,797.27	6,150,127	282,106,325	6,447,293
	ROMANIA	77.76	895	41,054	931

TABLE 8 - Continued

PSCC CODE	COMMODITY AND COUNTRY OF ORIGIN	GROSS WEIGHT (GK)	FOB VALUE		CIF
			DOLLARS	PESOS	DOLLARS
	SINGAPORE	53,347.93	430,092	19,728,319	521,313
	SOUTH AFRICA, REP. OF	208.54	1,179	54,081	1,442
	SPAIN	103.54	3,469	159,123	4,229
	SWEDEN	6,218.90	12,001	550,485	12,380
	SWITZERLAND	62.26	5,286	242,469	5,643
	TAIWAN (REP. OF CHINA)	130,646.79	223,031	10,230,430	235,873
	THAILAND	586,200.06	4,148,365	190,285,504	4,478,653
	UK OF GREAT BRITAIN AND N. IRELAND	4,700.49	174,747	8,015,645	193,475
	UNITED ARAB EMIRATES, N.E.S.	786.10	11,897	545,715	12,780
	UNITED STATES OF AMERICA	160,910.53	4,378,694	200,850,696	4,805,569
	VIETNAM	0.89	435	19,953	447
870831	Mounted brake linings	4,661,207.60	5,744,711	263,509,895	6,080,059
	AUSTRALIA	42,184.02	27,988	1,283,810	30,418
	AUSTRIA	38.40	3,003	137,748	3,230
	BELGIUM	18.11	1,011	46,375	1,183
	BRAZIL	589.50	11,522	528,514	11,994
	CANADA	31.44	1,213	55,640	1,464
	DEMOCRATIC PEOPLE'S REP. OF KOREA	15,027.36	6,036	276,871	6,636
	DENMARK	27.37	3,991	183,067	4,252
	FINLAND	16.48	915	41,971	1,008
	FRANCE	1,033.82	21,652	993,177	23,159
	GERMANY	6,129.21	91,338	4,189,674	99,771
	HONG KONG, CHINA	57,242.18	55,435	2,542,804	59,682
	INDIA	35,334.17	39,146	1,795,628	40,959
	INDONESIA	117,098.77	69,257	3,176,818	74,600
	IRELAND	27.51	1,630	74,768	1,686
	ITALY	286.25	5,584	256,139	5,944
	JAMAICA (EXCLUDES CAYMAN IS., TURKS, CAICOS)	1,980.97	916	42,017	942
	JAPAN	1,116,494.69	1,569,224	71,980,304	1,665,086
	MALAYSIA	37,421.16	158,950	7,291,037	166,799
	MEXICO	104.93	2,859	131,142	3,055
	NETHERLANDS	46.95	2,421	111,051	2,441
	PEOPLE'S REPUBLIC OF CHINA	1,711,707.98	735,439	33,734,587	782,519
	REPUBLIC OF KOREA	872,503.09	670,394	30,750,972	730,133
	SINGAPORE	126,776.73	522,713	23,976,845	554,047
	SPAIN	2.58	308	14,128	349
	SWEDEN	1,682.29	28,204	1,293,717	29,872
	SWITZERLAND	0.90	361	16,559	374
	TAIWAN (REP. OF CHINA)	152,308.58	134,680	6,177,772	141,153
	THAILAND	322,073.79	1,342,402	61,575,980	1,380,735
	UK OF GREAT BRITAIN AND N. IRELAND	1,197.00	42,805	1,963,466	48,992
	UNITED ARAB EMIRATES, N.E.S.	1,180.87	2,203	101,052	2,414
	UNITED STATES OF AMERICA	40,640.50	191,111	8,766,262	205,162
870839	Other brakes and servo-brakes and parts thereof	1,943,076.75	3,183,468	146,025,675	3,530,660
	AUSTRALIA	20,760.66	9,608	440,719	10,753
	BELGIUM	9.35	400	18,348	504
	FRANCE	31.33	1,276	58,530	1,431
	GERMANY	1,100.89	130,382	5,980,622	138,007
	HONG KONG, CHINA	88,455.69	920,415	42,219,436	1,053,315
	INDIA	180.35	1,366	62,659	1,546
	INDONESIA	66,190.73	24,336	1,116,292	28,312
	ITALY	24.54	467	21,421	778
	JAPAN	850,192.45	761,355	34,923,353	874,556
	MALAYSIA	875.40	15,838	726,489	19,586
	NETHERLANDS	27.48	540	24,770	612
	PEOPLE'S REPUBLIC OF CHINA	326,298.83	220,274	10,103,968	238,954
	REPUBLIC OF KOREA	351,656.17	299,703	13,747,376	323,301
	SINGAPORE	31,033.06	37,330	1,712,327	41,425
	SWEDEN	162.24	3,796	174,123	3,939
	SWITZERLAND	13.11	428	19,632	490
	TAIWAN (REP. OF CHINA)	112,221.21	74,075	3,397,820	80,687
	THAILAND	87,914.87	637,631	29,248,134	650,780
	UK OF GREAT BRITAIN AND N. IRELAND	1,008.80	24,180	1,109,137	36,426
	UNITED STATES OF AMERICA	4,919.59	20,068	920,519	25,258
870840	Gear boxes	3,432,491.71	19,853,103	910,661,835	20,783,560
	AUSTRALIA	1,438.08	7,155	328,199	7,549
	BAHRAIN	192.18	25,610	1,174,731	25,854
	BELGIUM	18.46	1,274	58,438	1,310

TABLE 8 - Continued

PSCC CODE	COMMODITY AND COUNTRY OF ORIGIN	GROSS WEIGHT (GK)	FOB VALUE		CIF DOLLARS
			DOLLARS	PESOS	
	BRAZIL	1,266.60	165,890	7,609,375	170,617
	CANADA	67.20	1,225	56,191	1,260
	DEMOCRATIC PEOPLE'S REP. OF KOREA	614.47	130	5,963	134
	GERMANY	13,842.65	535,208	24,549,991	562,246
	HONG KONG, CHINA	64,586.15	206,746	9,483,440	220,009
	INDIA	20,342.61	105,083	4,820,157	112,115
	INDONESIA	576,279.27	6,475,970	297,052,743	6,679,044
	ITALY	102.91	3,591	164,720	4,031
	JAPAN	1,517,072.05	8,998,614	412,766,423	9,497,384
	MALAYSIA	119,994.35	119,129	5,464,448	127,251
	MEXICO	4.12	355	16,284	417
	NETHERLANDS	890.38	20,000	917,400	22,540
	PEOPLE'S REPUBLIC OF CHINA	495,488.92	610,851	28,019,735	649,182
	POLAND	309.76	5,586	256,230	5,815
	REPUBLIC OF KOREA	258,976.02	232,692	10,673,582	248,186
	SINGAPORE	77,626.82	464,951	21,327,302	495,124
	SOUTH AFRICA, REP. OF	248.80	2,148	98,529	2,294
	SPAIN	4.35	566	25,962	631
	SWEDEN	269.66	6,363	291,871	6,636
	TAIWAN (REP. OF CHINA)	26,396.46	24,256	1,112,622	25,865
	THAILAND	220,081.45	1,695,173	77,757,586	1,761,639
	UK OF GREAT BRITAIN AND N. IRELAND	616.03	36,890	1,692,145	38,920
	UNITED ARAB EMIRATES, N.E.S.	22,185.49	8,274	379,528	8,558
	UNITED STATES OF AMERICA	13,554.88	98,901	4,536,589	108,463
	VIETNAM	21.59	472	21,651	486
870850	Drive-axles with differential, whether or not provided with other transmission components	15,320,193.09	18,228,616	836,146,615	19,300,405
	AUSTRALIA	1,892.54	2,061	94,538	2,342
	BELGIUM	39.92	1,037	47,567	1,066
	CANADA	713.33	22,507	1,032,396	23,323
	DEMOCRATIC PEOPLE'S REP. OF KOREA	12,647.56	3,561	163,343	7,240
	FRANCE	1,215.53	21,259	975,150	22,362
	GERMANY	1,660.47	29,107	1,335,138	30,528
	GREECE	21,381.97	6,043	277,192	6,213
	HONG KONG, CHINA	462,828.63	155,378	7,127,189	166,310
	INDIA	2,445.45	8,034	368,518	8,424
	INDONESIA	52,489.33	400,544	18,372,954	421,287
	IRELAND	832.00	624	28,623	804
	ITALY	4.24	1,054	48,347	1,121
	JAPAN	7,911,914.18	11,599,879	532,086,452	12,290,013
	MALAYSIA	61,439.48	56,685	2,600,141	60,138
	NETHERLANDS	53,390.00	30,011	1,376,604	31,745
	PEOPLE'S REPUBLIC OF CHINA	2,816,783.76	1,449,747	66,499,894	1,536,692
	REPUBLIC OF KOREA	2,689,157.05	1,381,639	63,375,780	1,492,627
	SINGAPORE	82,589.10	206,801	9,485,962	224,126
	SWEDEN	1,974.68	109,440	5,020,013	121,819
	SWITZERLAND	390.56	14,919	684,334	18,741
	TAIWAN (REP. OF CHINA)	736,419.83	385,396	17,678,115	408,892
	THAILAND	315,415.78	2,052,168	94,132,946	2,116,175
	UK OF GREAT BRITAIN AND N. IRELAND	274.56	10,659	488,929	11,926
	UNITED ARAB EMIRATES, N.E.S.	8,949.36	2,865	131,418	2,923
	UNITED STATES OF AMERICA	59,011.64	201,897	9,261,015	216,478
	VIETNAM	24,332.14	75,301	3,454,057	77,090
870860	Non-driving axles and parts thereof	30,746.63	244,542	11,217,141	255,656
	AUSTRALIA	187.35	3,930	180,269	4,726
	GERMANY	68.06	3,324	152,472	3,790
	JAPAN	2,544.64	448	20,550	587
	PEOPLE'S REPUBLIC OF CHINA	16,916.57	56,861	2,608,214	57,543
	SINGAPORE	1.56	1,643	75,364	1,710
	THAILAND	27.86	236	10,825	294
	UNITED STATES OF AMERICA	11,000.59	178,100	8,169,447	187,006
870870	Road wheels and parts and accessories thereof	8,359,952.94	5,281,211	242,249,149	5,706,837
	AUSTRALIA	26,518.48	35,813	1,642,743	38,185
	AUSTRIA	20.87	192	8,807	255
	BELGIUM	183.04	5,609	257,285	5,970
	CANADA	862.43	3,132	143,665	3,132
	CZECH REPUBLIC (CZECHOSLOVAKIA)	0.78	4,937	226,460	5,140
	DEMOCRATIC PEOPLE'S REP. OF KOREA	1,074.76	270	12,385	467

TABLE 8 - Continued

PSCC CODE	COMMODITY AND COUNTRY OF ORIGIN	GROSS WEIGHT (GK)	FOB VALUE		CIF DOLLARS
			DOLLARS	PESOS	
	EL SALVADOR	3,880.99	2,129	97,657	2,450
	FRANCE	176.62	1,869	85,731	3,386
	GERMANY	8,873.42	129,163	5,924,707	140,003
	HONG KONG, CHINA	132,707.21	91,916	4,216,187	99,294
	INDIA	1,894.10	9,191	421,591	11,322
	INDONESIA	303.03	3,914	179,534	4,717
	ITALY	5,217.57	8,239	377,923	8,534
	JAPAN	1,685,513.88	735,893	33,755,412	829,434
	MALAYSIA	47,521.17	123,026	5,643,203	128,551
	NETHERLANDS	2,432.76	8,212	376,684	8,593
	PEOPLE'S REPUBLIC OF CHINA	5,857,630.96	2,743,668	125,852,051	2,950,063
	REPUBLIC OF KOREA	287,482.74	158,583	7,274,201	177,797
	SINGAPORE	22,431.10	95,045	4,359,715	104,675
	SPAIN	10,878.10	49,458	2,268,639	49,819
	SWEDEN	116.75	2,892	132,656	3,208
	TAIWAN (REP. OF CHINA)	79,938.63	82,426	3,780,882	89,798
	THAILAND	74,902.50	633,652	29,065,618	657,801
	UK OF GREAT BRITAIN AND N. IRELAND	592.34	22,428	1,028,772	24,273
	UNITED STATES OF AMERICA	108,104.68	327,799	15,036,139	357,888
	VIETNAM	694.03	1,755	80,502	2,082
870880	Suspension shock-absorbers	4,145,430.70	4,988,480	228,821,576	5,450,790
	AUSTRALIA	29,825.39	100,737	4,620,807	104,214
	DENMARK	4.12	517	23,715	570
	FRANCE	74.69	8,314	381,363	8,909
	GERMANY	5,292.73	45,574	2,090,480	50,156
	HONG KONG, CHINA	20,993.30	916,098	42,021,415	943,972
	INDIA	70,964.97	40,119	1,840,259	42,773
	INDONESIA	2,015.44	18,863	865,245	20,524
	ITALY	157.77	2,178	99,905	2,268
	JAPAN	813,735.35	752,289	34,507,496	863,161
	MALAYSIA	2,312.86	54,174	2,484,961	59,117
	NETHERLANDS	11.14	816	37,430	863
	NORWAY	0.87	78	3,578	85
	PEOPLE'S REPUBLIC OF CHINA	1,779,206.85	1,868,119	85,690,619	2,076,088
	REPUBLIC OF KOREA	507,576.79	332,320	15,243,518	361,351
	SINGAPORE	166,297.93	155,075	7,113,290	169,967
	SWEDEN	1,168.97	20,485	939,646	22,293
	TAIWAN (REP. OF CHINA)	138,721.52	82,762	3,796,293	88,111
	THAILAND	454,145.86	321,821	14,761,928	349,380
	UK OF GREAT BRITAIN AND N. IRELAND	1,109.39	27,226	1,248,857	30,107
	UNITED ARAB EMIRATES, N.E.S.	811.20	1,364	62,567	1,542
	UNITED STATES OF AMERICA	139,396.67	226,321	10,381,344	241,588
	VIETNAM	11,606.89	13,230	606,860	13,751
870891	Radiators	2,338,442.54	3,303,110	151,513,660	3,542,394
	AUSTRALIA	1,290.19	35,349	1,621,458	36,855
	AUSTRIA	24.11	2,947	135,179	3,030
	BELGIUM	16.53	838	38,439	966
	CANADA	1,991.24	4,471	205,085	4,471
	DENMARK	591.08	11,722	537,688	12,055
	FRANCE	200.35	9,371	429,847	11,501
	GERMANY	3,888.13	32,993	1,513,389	35,723
	HONG KONG, CHINA	26,600.62	10,449	479,295	11,283
	INDIA	1,975.56	14,017	642,960	14,727
	INDONESIA	17,401.26	90,624	4,156,923	93,547
	ITALY	195.39	26,912	1,234,454	29,293
	JAMAICA (EXCLUDES CAYMAN IS.,TURKS,CAICOS)	557.42	2,003	91,878	2,338
	JAPAN	1,054,550.61	563,911	25,866,598	683,553
	MALAYSIA	47,642.81	86,898	3,986,012	91,184
	NETHERLANDS	903.49	15,535	712,591	16,189
	PEOPLE'S REPUBLIC OF CHINA	293,887.39	247,722	11,363,009	269,438
	REPUBLIC OF KOREA	656,016.79	1,472,025	67,521,787	1,501,359
	SINGAPORE	21,395.46	71,850	3,295,760	78,997
	SWEDEN	670.55	18,232	836,302	19,729
	SWITZERLAND	21.75	610	27,981	705
	TAIWAN (REP. OF CHINA)	103,217.22	131,080	6,012,640	140,558
	THAILAND	90,143.64	352,604	16,173,945	374,815
	UK OF GREAT BRITAIN AND N. IRELAND	7,828.65	14,755	676,812	15,996
	UNITED ARAB EMIRATES, N.E.S.	117.90	506	23,211	567
	UNITED STATES OF AMERICA	6,973.18	85,394	3,917,023	93,203
	VIETNAM	341.22	292	13,394	312

TABLE 8 - Continued

PSCC CODE	COMMODITY AND COUNTRY OF ORIGIN	GROSS WEIGHT (GK)	FOB VALUE		CIF
			DOLLARS	PESOS	DOLLARS
870892	Silencers and exhaust pipes	859,876.72	2,431,974	111,554,646	2,556,307
	AUSTRALIA	163.05	5,941	272,513	6,243
	BELGIUM	11.71	537	24,632	620
	CANADA	6.49	717	32,889	757
	FRANCE	64.77	779	35,733	806
	GERMANY	1,335.53	39,922	1,831,223	42,555
	HONG KONG, CHINA	2,705.63	91,613	4,202,288	100,794
	INDIA	3,527.03	28,665	1,314,863	29,459
	INDONESIA	7,093.12	20,178	925,565	22,510
	ITALY	195.28	5,724	262,561	6,462
	JAPAN	368,558.81	792,179	36,337,250	827,895
	MALAYSIA	1,385.15	19,076	875,016	20,194
	PEOPLE'S REPUBLIC OF CHINA	73,027.28	57,024	2,615,690	61,264
	REPUBLIC OF KOREA	239,936.21	188,377	8,640,853	199,898
	SINGAPORE	2,579.93	21,803	1,000,104	23,891
	SLOVENIA	296.95	2,274	104,308	3,342
	SWEDEN	109.68	4,598	210,910	4,984
	TAIWAN (REP. OF CHINA)	83,425.40	26,538	1,217,299	28,800
	THAILAND	31,708.75	481,105	22,068,287	499,069
	TURKEY	100.71	358	16,421	388
	UK OF GREAT BRITAIN AND N. IRELAND	57.68	4,151	190,406	4,348
	UNITED STATES OF AMERICA	43,587.56	640,415	29,375,835	672,028
870893	Clutches and parts thereof	2,214,018.83	4,482,406	205,607,966	4,753,450
	AUSTRALIA	118.81	2,815	129,124	3,109
	BELGIUM	18.70	1,035	47,476	1,145
	FRANCE	187.10	2,664	122,197	2,857
	GEORGIA	8,318.09	14,036	643,831	14,667
	GERMANY	3,438.98	82,817	3,798,816	91,220
	HONG KONG, CHINA	35,672.74	29,543	1,355,138	30,722
	INDIA	3,249.60	18,027	826,898	19,433
	INDONESIA	177,864.73	332,823	15,266,590	347,160
	ITALY	181.28	3,360	154,124	4,695
	JAPAN	655,875.38	1,722,857	79,027,451	1,802,220
	MALAYSIA	25,492.21	272,675	12,507,602	282,639
	NETHERLANDS	165.82	3,054	140,087	3,722
	PEOPLE'S REPUBLIC OF CHINA	697,489.40	964,795	44,255,148	1,008,058
	REPUBLIC OF KOREA	62,362.05	125,787	5,769,850	132,016
	SINGAPORE	292,042.35	154,718	7,096,914	165,263
	SWEDEN	125.23	1,712	78,531	1,856
	SWITZERLAND	20.62	2,657	121,877	2,766
	TAIWAN (REP. OF CHINA)	92,667.23	51,857	2,378,679	56,320
	THAILAND	78,986.96	434,126	19,913,360	458,542
	TURKEY	7,398.04	2,616	119,996	3,400
	UK OF GREAT BRITAIN AND N. IRELAND	5,997.31	56,077	2,572,253	66,443
	UNITED STATES OF AMERICA	58,163.70	192,396	8,825,204	244,570
	VIETNAM	8,182.50	9,959	456,820	10,627
870894	Steering wheels, steering columns and steering boxes	1,716,342.41	3,383,627	155,206,966	3,569,647
	AUSTRALIA	2,018.23	3,879	177,929	4,234
	BELGIUM	386.91	9,481	434,893	10,971
	BRAZIL	49.30	1,185	54,356	1,234
	DENMARK	12.40	1,679	77,016	2,309
	FRANCE	408.10	8,792	403,289	9,577
	GEORGIA	1,534.64	1,692	77,612	2,030
	GERMANY	2,344.54	28,687	1,315,872	30,037
	HEARD AND MCDONALD ISLAND	2,366.31	1,146	52,567	1,151
	HONG KONG, CHINA	24,310.69	9,555	438,288	10,212
	INDIA	816.33	7,800	357,786	8,304
	INDONESIA	3.43	24	1,101	24
	ITALY	3,143.94	18,351	841,760	22,298
	JAPAN	493,971.04	914,956	41,969,032	976,665
	MALAYSIA	3,089.72	48,265	2,213,915	51,083
	NETHERLANDS	13.97	835	38,301	837
	NEW ZEALAND	46.52	2,426	111,281	2,437
	PEOPLE'S REPUBLIC OF CHINA	893,276.13	1,574,862	72,238,920	1,631,253
	REPUBLIC OF KOREA	55,364.45	118,437	5,432,705	126,384
	SINGAPORE	7,519.85	71,036	3,258,420	75,137
	SWEDEN	446.92	8,516	390,629	9,516
	TAIWAN (REP. OF CHINA)	181,837.46	72,099	3,307,181	77,032

TABLE 8 - Continued

PSCC CODE	COMMODITY AND COUNTRY OF ORIGIN	GROSS WEIGHT (GK)	FOB VALUE		CIF
			DOLLARS	PESOS	DOLLARS
	THAILAND	21,852.37	324,183	14,870,274	343,436
	UK OF GREAT BRITAIN AND N. IRELAND	244.47	9,395	430,948	10,524
	UNITED STATES OF AMERICA	21,284.69	146,346	6,712,891	162,962
870899	Other parts and accessories, n.e.s., of motor vehicles of groups 722, 781, 782 and 783	63,818,327.51	234,839,748	10,772,099,233	250,619,692
	ARGENTINA	0.77	40	1,835	42
	AUSTRALIA	36,976.31	224,882	10,315,336	236,006
	AUSTRIA	85.45	261	11,972	271
	BANGLADESH	162.09	15,787	724,150	18,045
	BELGIUM	32,857.14	261,120	11,977,574	270,125
	BOSNIA AND HERZEGOVINA	7,048.01	6,166	282,834	6,183
	BRAZIL	190.47	26,338	1,208,124	27,899
	CANADA	7,146.47	99,223	4,551,360	109,655
	CZECH REPUBLIC (CZECHOSLOVAKIA)	51.76	26,104	1,197,390	27,661
	DEMOCRATIC PEOPLE'S REP. OF KOREA	16,195.19	5,313	243,707	8,410
	DENMARK	1,466.36	15,359	704,517	15,870
	EL SALVADOR	6,422.83	4,708	215,956	5,120
	FINLAND	1.36	121	5,550	144
	FRANCE	5,739.11	159,794	7,329,749	211,938
	GERMANY	647,490.48	6,959,589	319,236,348	7,449,018
	HONG KONG, CHINA	697,689.54	3,303,229	151,519,115	3,553,773
	HUNGARY	222.31	10,530	483,011	11,460
	INDIA	628,886.29	3,175,693	145,669,037	3,387,542
	INDONESIA	1,662,268.88	7,196,067	330,083,593	7,827,969
	IRELAND	0.78	1,132	51,925	1,178
	ISRAEL	2.52	1,672	76,695	1,762
	ITALY	79,826.45	208,101	9,545,592	230,193
	JAMAICA (EXCLUDES CAYMAN IS., TURKS, CAICOS)	78,363.57	38,801	1,779,802	51,656
	JAPAN	27,701,130.74	83,883,588	3,847,740,182	90,860,766
	KUWAIT	3,478.38	26,140	1,199,042	28,674
	LATVIA (LATVIAN SOVIET SOCIALIST REP.)	1.64	75	3,440	85
	MACAU	6,587.10	25,541	1,171,566	26,778
	MALAYSIA	511,967.26	4,888,131	224,218,568	5,123,813
	MEXICO	6,206.56	136,648	6,268,044	141,487
	MYANMAR, UNION OF (BURMA)	19,760.00	7,904	362,556	8,228
	NETHERLANDS	46,043.89	133,593	6,127,911	144,555
	NEW ZEALAND	3,605.91	16,636	763,093	19,249
	NORWAY	1.67	605	27,751	720
	OMAN	124.90	12,973	595,072	14,053
	PAKISTAN, ISLAMIC REP. OF	2,737.06	3,533	162,059	4,698
	PAPUA NEW GUINEA	664.00	166	7,614	346
	PEOPLE'S REPUBLIC OF CHINA	8,054,886.92	11,952,015	548,238,927	12,746,263
	PERU	111.02	3,010	138,069	3,220
	POLAND	8.00	142	6,514	159
	PORTUGAL	348.10	1,824	83,667	2,087
	REPUBLIC OF KOREA	3,436,797.89	6,553,737	300,619,915	6,984,810
	ROMANIA	1.33	189	8,669	217
	SAUDI ARABIA	235.86	5,928	271,917	12,825
	SINGAPORE	982,393.54	2,261,728	103,745,463	2,511,968
	SLOVAK REPUBLIC (SLOVAKIA)	0.52	1,367	62,704	1,504
	SOUTH AFRICA, REP. OF	725.73	6,157	282,422	6,366
	SPAIN	6,984.76	64,547	2,960,770	70,874
	SWAZILAND	1,402.20	105,141	4,822,818	111,861
	SWEDEN	7,602.99	164,712	7,555,339	192,500
	SWITZERLAND	866.79	22,402	1,027,580	24,386
	TAIWAN (REP. OF CHINA)	1,275,346.83	1,792,686	82,230,508	1,909,939
	THAILAND	16,865,025.05	97,201,512	4,458,633,355	101,946,998
	TURKEY	3,335.08	20,326	932,353	25,599
	UK OF GREAT BRITAIN AND N. IRELAND	14,452.80	754,864	34,625,612	831,912
	UKRAINE (UKRAINIAN S.S.R.)	14.45	765	35,091	876
	UNITED ARAB EMIRATES, N.E.S.	35,572.05	66,685	3,058,841	73,541
	UNITED STATES OF AMERICA	871,175.15	2,463,458	112,998,818	2,794,575
	VIETNAM	49,637.20	520,990	23,897,811	541,840
8709	Works trucks, self-propelled, not fitted with lifting or handling equipment, of the type used in factories, warehouses, dock areas or airports for short distance transport of goods; tractors of the type used on railway station platforms; parts of the foregoing vehicles.	489,859.39	3,766,618	172,774,769	3,927,702
870911	Work trucks, electrical, self-propelled, not fitted with lifting or handling equipment	13,465.69	150,618	6,908,849	159,027

TABLE 8 - Continued

PSCC CODE	COMMODITY AND COUNTRY OF ORIGIN	GROSS WEIGHT (GK)	FOB VALUE		CIF
			DOLLARS	PESOS	DOLLARS
	GERMANY	5,602.05	90,496	4,151,052	95,656
	INDIA	3,554.61	17,619	808,184	18,579
	JAPAN	1,105.89	14,640	671,537	15,053
	PEOPLE'S REPUBLIC OF CHINA	774.53	2,857	131,051	3,016
	REPUBLIC OF KOREA	10.01	4,268	195,773	4,566
	THAILAND	2,418.60	20,738	951,252	22,157
870919	Other self-propelled work trucks; tractors of the type used on railway station platforms	382,029.56	3,226,638	148,005,885	3,350,505
	GERMANY	6,317.13	199,981	9,173,128	207,013
	HONG KONG, CHINA	5.23	176	8,073	190
	INDIA	69,930.68	373,572	17,135,748	388,871
	JAPAN	78,034.53	509,115	23,353,105	519,511
	PEOPLE'S REPUBLIC OF CHINA	115,425.33	809,681	37,140,067	857,725
	REPUBLIC OF KOREA	4,456.62	5,103	234,075	5,248
	SWITZERLAND	28,855.73	439,695	20,168,810	456,659
	TURKEY	28,117.66	161,821	7,422,729	173,333
	UNITED STATES OF AMERICA	50,886.65	727,494	33,370,150	741,955
870990	Parts of trucks and tractors of heading No. 87.09	94,364.14	389,362	17,860,035	418,170
	AUSTRALIA	38.45	5,407	248,019	6,222
	CANADA	101.39	2,130	97,703	2,608
	FRANCE	186.76	11,849	543,514	12,285
	HONG KONG, CHINA	715.63	23,200	1,064,184	25,279
	JAPAN	43,235.34	125,992	5,779,253	132,408
	MALAYSIA	3,545.67	3,750	172,013	3,970
	PEOPLE'S REPUBLIC OF CHINA	14,373.05	9,415	431,866	9,920
	REPUBLIC OF KOREA	7,078.80	4,164	191,003	4,449
	SINGAPORE	3,934.14	75,989	3,485,615	78,537
	SPAIN	22.60	1,777	81,511	2,109
	TAIWAN (REP. OF CHINA)	11,769.18	10,469	480,213	11,487
	THAILAND	5,227.42	53,553	2,456,476	60,726
	UK OF GREAT BRITAIN AND N. IRELAND	19.13	1,731	79,401	1,954
	UNITED STATES OF AMERICA	4,116.58	59,936	2,749,264	66,216
8710	Tanks and other armoured fighting vehicles, motorised, whether or not fitted with weapons, and parts of such vehicles.	994,336.33	25,155,931	1,153,902,555	28,054,029
871000	Tanks and other armoured fighting vehicles, motorised, whether or not fitted with weapons, and parts of such vehicles	994,336.33	25,155,931	1,153,902,555	28,054,029
	ISRAEL	41,643.11	1,179,333	54,096,005	1,260,022
	THAILAND	11,235.69	14,506	665,390	14,916
	UNITED STATES OF AMERICA	941,457.53	23,962,092	1,099,141,160	26,779,091
8711	Motorcycles (including mopeds) and cycles fitted with an auxiliary motor, with or without side-cars; side-cars.	114,474,417.95	483,427,088	22,174,800,529	499,961,037
871110	Motorcycles with reciprocating internal combustion piston engine of a cylinder capacity not exceeding 50 cc	1,203,381.78	1,315,470	60,340,610	1,367,514
	AUSTRALIA	374.78	4,997	229,212	5,339
	INDIA	412.64	2,970	136,234	4,320
	JAPAN	253.23	578	26,513	664
	KUWAIT	202.86	2,610	119,721	2,717
	PEOPLE'S REPUBLIC OF CHINA	1,119,662.27	575,869	26,415,111	616,065
	REPUBLIC OF KOREA	167.09	839	38,485	894
	THAILAND	82,308.91	727,607	33,375,334	737,515
871120	Motorcycles with reciprocating internal combustion piston engine of a cylinder capacity exceeding 50 cc but not exceeding 250 cc	15,465,490.84	103,673,773	4,755,515,965	107,750,000
	AUSTRALIA	501.24	16,403	752,406	16,857
	HONG KONG, CHINA	59,593.36	512,106	23,490,302	520,613
	INDIA	29,603.91	100,218	4,596,999	111,136
	INDONESIA	10,885,924.13	66,070,671	3,030,661,679	68,775,655
	JAPAN	47,816.70	1,140,001	52,291,845	1,154,943
	MALAYSIA	6,654.69	478,306	21,939,896	503,306
	PEOPLE'S REPUBLIC OF CHINA	347,529.19	432,608	19,843,729	466,113

TABLE 8 - Continued

PSCC CODE	COMMODITY AND COUNTRY OF ORIGIN	GROSS WEIGHT (GK)	FOB VALUE		CIF DOLLARS
			DOLLARS	PESOS	
	SINGAPORE	65,512.44	251,792	11,549,699	272,597
	TAIWAN (REP. OF CHINA)	244.58	803	36,834	855
	THAILAND	4,019,531.83	34,641,953	1,589,026,383	35,895,310
	UNITED STATES OF AMERICA	2,098.85	25,136	1,152,988	28,511
	VIETNAM	479.92	3,776	173,205	4,104
871130	Motorcycles with reciprocating internal combustion piston engine of a cylinder capacity exceeding 250 cc but not exceeding 500 cc	257,933.63	2,090,977	95,913,116	2,158,081
	GERMANY	33,421.15	646,018	29,632,846	653,797
	INDIA	54,968.85	165,219	7,578,596	176,786
	INDONESIA	61,785.73	801,978	36,786,731	823,102
	JAPAN	11,169.61	93,719	4,298,891	101,358
	MALAYSIA	554.00	13,224	606,585	13,259
	PEOPLE'S REPUBLIC OF CHINA	55,899.70	139,811	6,413,131	149,504
	TAIWAN (REP. OF CHINA)	14,225.13	82,617	3,789,641	84,750
	THAILAND	7,022.47	121,807	5,587,287	125,294
	UNITED STATES OF AMERICA	18,886.99	26,584	1,219,408	30,231
871140	Motorcycles with reciprocating internal combustion piston engine of a cylinder capacity exceeding 500 cc but not exceeding 800 cc	186,922.89	3,288,552	150,845,882	3,388,788
	BRAZIL	32,026.20	309,238	14,184,747	325,126
	JAPAN	23,961.63	445,632	20,441,140	467,974
	PEOPLE'S REPUBLIC OF CHINA	2,545.88	5,755	263,982	6,620
	RUSSIAN FEDERATION	7,904.69	100,787	4,623,100	112,756
	SINGAPORE	0.04	150	6,881	155
	SWITZERLAND	271.95	3,885	178,205	4,044
	THAILAND	111,338.22	2,238,355	102,673,344	2,279,338
	UNITED STATES OF AMERICA	8,874.28	184,750	8,474,483	192,775
871150	Motorcycles with reciprocating internal combustion piston engine of a cylinder capacity exceeding 800 cc	185,244.17	5,085,118	233,254,364	5,256,813
	GERMANY	18,366.06	450,432	20,661,316	476,604
	HONG KONG, CHINA	3,753.80	53,594	2,458,357	55,135
	INDIA	7,229.16	24,016	1,101,614	25,870
	ITALY	382.65	9,009	413,243	9,926
	JAPAN	57,448.60	1,784,770	81,867,400	1,839,133
	REPUBLIC OF KOREA	408.94	11,662	534,936	12,460
	SINGAPORE	11,731.37	127,335	5,840,857	133,365
	TAIWAN (REP. OF CHINA)	6,101.65	17,621	808,275	19,181
	THAILAND	41,504.64	1,695,451	77,770,337	1,758,131
	UNITED STATES OF AMERICA	38,317.30	911,228	41,798,029	927,008
871190	Components, parts and/or accessories imported from one or more countries for assembly of motorcycles by participants in the motorcycle development program	97,175,444.64	367,973,198	16,878,930,592	380,039,841
	CANADA	2,863.85	9,075	416,270	12,037
	HONG KONG, CHINA	13,660,886.89	78,448,559	3,598,435,402	80,822,629
	INDIA	16,450,740.18	86,187,028	3,953,398,974	87,993,597
	INDONESIA	7,963,271.13	55,368,062	2,539,733,004	56,911,921
	ITALY	6,514.28	161,806	7,422,041	166,063
	JAPAN	168,562.03	1,794,693	82,322,568	1,824,807
	MALAYSIA	1,749.18	4,117	188,847	4,205
	PEOPLE'S REPUBLIC OF CHINA	50,048,130.77	96,315,253	4,417,980,655	101,199,159
	REPUBLIC OF KOREA	798.37	7,766	356,226	8,170
	RUSSIAN FEDERATION	6,722.76	85,155	3,906,060	85,428
	SINGAPORE	180,399.25	696,587	31,952,445	723,224
	SWITZERLAND	50.13	249	11,422	268
	TAIWAN (REP. OF CHINA)	1,048,934.92	6,824,099	313,021,421	7,002,539
	THAILAND	3,680,828.66	33,529,218	1,537,985,230	34,389,435
	UK OF GREAT BRITAIN AND N. IRELAND	2,363.64	1,861	85,364	3,000
	UNITED STATES OF AMERICA	30,088.31	129,007	5,917,551	139,066
	VIETNAM	3,922,540.29	8,410,663	385,797,112	8,754,293
8712	Bicycles and other cycles (including delivery tricycles), not motorised.	8,257,817.87	7,485,267	343,349,195	8,750,232

TABLE 8 - Continued

PSCC CODE	COMMODITY AND COUNTRY OF ORIGIN	GROSS WEIGHT (GK)	FOB VALUE		CIF
			DOLLARS	PESOS	DOLLARS
871200	Bicycles and other cycles (including delivery tricycles) not motorised	8,257,817.87	7,485,267	343,349,195	8,750,232
	AUSTRALIA	2,136.55	2,448	112,290	2,496
	BELIZE (BRITISH HONDURAS)	128.00	40	1,835	54
	GERMANY	439.80	11,868	544,385	12,809
	HONG KONG, CHINA	18,987.00	32,191	1,476,602	35,393
	ITALY	37.47	1,256	57,613	1,273
	JAPAN	2,218,271.46	1,512,628	69,384,246	1,982,251
	MALAYSIA	22,299.73	64,721	2,968,752	67,568
	NEW ZEALAND	417.86	4,959	227,470	5,684
	PEOPLE'S REPUBLIC OF CHINA	5,701,407.79	5,171,283	237,206,751	5,906,231
	REPUBLIC OF KOREA	47,446.45	25,753	1,181,289	28,671
	SINGAPORE	6,055.05	31,141	1,428,437	33,533
	SPAIN	3,476.23	11,520	528,422	11,725
	SWITZERLAND	416.92	1,276	58,530	1,414
	TAIWAN (REP. OF CHINA)	188,274.57	530,507	24,334,355	565,077
	THAILAND	365.44	1,625	74,539	1,798
	UK OF GREAT BRITAIN AND N. IRELAND	2,449.00	9,333	428,105	9,390
	UNITED STATES OF AMERICA	39,914.85	55,143	2,529,409	65,136
	VIETNAM	5,293.70	17,575	806,165	19,729
8713	Carriages for disabled persons, whether or not motorised or otherwise mechanically propelled.	1,267,188.27	2,350,507	107,817,755	2,484,684
871310	Invalid carriages, not mechanically propelled	1,069,666.95	1,905,690	87,414,000	2,016,106
	AUSTRALIA	4,174.21	1,845	84,630	3,773
	GERMANY	4.97	645	29,586	664
	INDONESIA	186.20	266	12,201	274
	JAPAN	5,627.89	3,353	153,802	3,566
	MEXICO	97.71	1,434	65,778	1,483
	PEOPLE'S REPUBLIC OF CHINA	1,040,484.78	1,768,496	81,120,912	1,869,356
	REPUBLIC OF KOREA	4,582.12	7,639	350,401	8,725
	SPAIN	466.43	5,254	241,001	5,613
	SWEDEN	81.45	1,314	60,273	1,361
	TAIWAN (REP. OF CHINA)	174.02	791	36,283	1,444
	UNITED STATES OF AMERICA	13,787.17	114,653	5,259,133	119,847
871390	Invalid carriages, mechanically propelled	197,521.32	444,817	20,403,755	468,578
	HONG KONG, CHINA	1,069.90	1,643	75,364	1,654
	JAPAN	18,676.32	17,866	819,513	20,973
	PEOPLE'S REPUBLIC OF CHINA	154,302.67	265,882	12,196,007	278,798
	REPUBLIC OF KOREA	273.16	2,021	92,703	2,239
	SINGAPORE	175.30	21,287	976,435	22,810
	TAIWAN (REP. OF CHINA)	7,629.53	116,663	5,351,332	121,294
	UNITED STATES OF AMERICA	15,394.44	19,455	892,401	20,810
8714	Parts and accessories of vehicles of headings 87.11 to 87.13.	54,168,306.19	115,668,780	5,305,726,943	122,579,549
871411	Saddles of motorcycles (including mopeds)	196,444.19	453,271	20,791,540	481,670
	GERMANY	415.73	1,469	67,383	1,596
	HONG KONG, CHINA	186.73	3,038	139,353	4,524
	INDIA	2,179.39	29,305	1,344,220	32,393
	INDONESIA	3,051.05	4,523	207,470	4,883
	MALAYSIA	9,013.84	13,047	598,466	15,166
	PEOPLE'S REPUBLIC OF CHINA	153,733.48	76,134	3,492,267	83,345
	PORTUGAL	2,953.02	15,341	703,692	18,139
	SINGAPORE	2.28	135	6,192	142
	THAILAND	24,639.51	308,018	14,128,785	318,933
	UNITED STATES OF AMERICA	269.16	2,261	103,712	2,549
871419	Other parts (not including rubber tires, engines, electric parts, completely knocked-down parts, and storage batteries)	29,870,903.66	91,912,384	4,216,021,052	96,559,468
	AUSTRALIA	426.69	337	15,458	380
	AUSTRIA	12.02	1,494	68,530	1,708
	CANADA	2,076.91	1,024	46,971	1,076
	FRANCE	2,194.92	7,408	339,805	7,968
	GERMANY	1,325.99	7,719	354,070	8,313
	HONG KONG, CHINA	1,905,549.55	10,754,045	493,288,044	11,164,501

TABLE 8 - Continued

PSCC CODE	COMMODITY AND COUNTRY OF ORIGIN	GROSS WEIGHT (GK)	FOB VALUE		CIF
			DOLLARS	PESOS	DOLLARS
	INDIA	190,795.08	1,495,863	68,615,236	1,595,364
	INDONESIA	4,110,640.43	20,952,590	961,095,303	22,166,857
	ITALY	10,182.13	42,404	1,945,072	43,489
	JAPAN	374,053.89	3,736,161	171,377,706	3,897,978
	MALAYSIA	855,983.74	1,243,563	57,042,235	1,285,287
	NETHERLANDS	1.67	200	9,174	251
	PEOPLE'S REPUBLIC OF CHINA	16,385,113.21	11,397,143	522,786,949	12,507,221
	PORTUGAL	3,186.07	12,204	559,797	12,550
	REPUBLIC OF KOREA	10,513.13	74,153	3,401,398	80,075
	RUSSIAN FEDERATION	0.83	181	8,302	204
	SINGAPORE	55,251.72	483,151	22,162,136	512,086
	SPAIN	5,200.09	16,603	761,580	18,895
	SWEDEN	7.83	835	38,301	890
	TAIWAN (REP. OF CHINA)	529,944.10	786,873	36,093,864	840,865
	THAILAND	3,295,234.91	28,921,376	1,326,623,517	30,081,573
	UK OF GREAT BRITAIN AND N. IRELAND	10,110.71	29,985	1,375,412	32,930
	UNITED STATES OF AMERICA	8,426.23	127,789	5,861,681	142,306
	VIETNAM	2,114,671.81	11,819,283	542,150,511	12,156,701
871420	Parts and accessories of invalid carriages	347,468.26	1,478,917	67,837,923	1,521,142
	AUSTRALIA	454.71	1,747	80,135	1,816
	GERMANY	172.35	319	14,633	332
	HONG KONG, CHINA	9,361.64	12,888	591,173	13,356
	INDIA	378.72	1,446	66,328	3,373
	INDONESIA	146,375.35	1,119,355	51,344,814	1,144,085
	JAPAN	742.22	2,458	112,748	2,522
	MALAYSIA	1,025.34	1,091	50,044	1,167
	MEXICO	5.12	76	3,486	80
	PEOPLE'S REPUBLIC OF CHINA	156,074.92	71,552	3,282,090	78,791
	REPUBLIC OF KOREA	1,597.18	6,944	318,521	7,521
	SINGAPORE	2,211.51	4,954	227,240	5,272
	SWEDEN	559.90	9,035	414,435	9,357
	TAIWAN (REP. OF CHINA)	1,529.32	7,604	348,796	8,535
	THAILAND	23,173.67	229,146	10,510,927	234,211
	UNITED STATES OF AMERICA	3,806.31	10,302	472,553	10,724
871491	Frames and forks of bicycles and cycles, and parts thereof	4,247,074.43	4,791,662	219,793,539	5,082,144
	FRANCE	495.37	2,173	99,676	2,322
	HONG KONG, CHINA	17,603.40	55,789	2,559,042	61,491
	ICELAND	27.84	3,791	173,893	4,446
	INDIA	301.54	8,630	395,858	9,435
	INDONESIA	873.61	4,442	203,755	4,694
	ITALY	134.97	3,270	149,995	3,610
	JAPAN	18,173.14	10,039	460,489	11,300
	MALAYSIA	5,871.14	6,130	281,183	7,554
	PEOPLE'S REPUBLIC OF CHINA	3,875,882.83	2,334,407	107,079,250	2,537,529
	SINGAPORE	7,815.01	9,145	419,481	9,787
	TAIWAN (REP. OF CHINA)	210,677.58	305,840	14,028,881	328,231
	THAILAND	108,463.24	2,040,548	93,599,937	2,093,786
	UNITED STATES OF AMERICA	754.76	7,458	342,099	7,959
871492	Wheel rims and spokes of bicycles and cycles	6,335,243.36	4,792,094	219,813,354	5,073,429
	CHRISTMAS ISLAND	10,793.58	5,324	244,212	5,794
	FRANCE	1,508.51	7,688	352,649	7,905
	HONG KONG, CHINA	59,312.82	23,945	1,098,358	25,314
	INDIA	876.91	430	19,724	468
	INDONESIA	47,827.32	113,666	5,213,859	117,759
	ITALY	391.32	1,222	56,053	1,295
	JAPAN	384,488.37	213,003	9,770,448	235,643
	MALAYSIA	68,825.04	29,455	1,351,101	32,626
	PEOPLE'S REPUBLIC OF CHINA	4,070,932.73	1,641,087	75,276,661	1,793,425
	REPUBLIC OF KOREA	215,319.18	64,216	2,945,588	72,799
	SINGAPORE	45,517.82	36,721	1,684,392	39,891
	TAIWAN (REP. OF CHINA)	324,840.53	414,409	19,008,941	444,885
	THAILAND	1,028,347.56	2,167,451	99,420,978	2,210,298
	UK OF GREAT BRITAIN AND N. IRELAND	8.36	315	14,449	550
	UNITED STATES OF AMERICA	76,253.31	73,162	3,355,941	84,777
871493	Hubs, other than coaster braking hubs and hub brakes, and free-wheel sprocket-wheels, of bicycles and cycles	1,207,287.37	889,482	40,800,538	948,602

TABLE 8 - Continued

PSCC CODE	COMMODITY AND COUNTRY OF ORIGIN	GROSS WEIGHT (GK)	FOB VALUE		CIF DOLLARS
			DOLLARS	PESOS	
	FRANCE	244.89	1,107	50,778	1,183
	HONG KONG, CHINA	15,358.25	12,516	574,109	13,533
	INDIA	77,788.19	30,333	1,391,375	32,497
	INDONESIA	12.70	100	4,587	117
	ITALY	3.49	159	7,293	170
	JAPAN	36,208.37	213,788	9,806,456	225,941
	MALAYSIA	1,495.19	2,610	119,721	2,784
	NETHERLANDS	54.36	1,874	85,960	1,887
	PEOPLE'S REPUBLIC OF CHINA	979,776.07	488,826	22,422,448	520,936
	REPUBLIC OF KOREA	46.06	520	23,852	546
	SINGAPORE	13,426.87	46,143	2,116,579	50,944
	TAIWAN (REP. OF CHINA)	69,868.94	40,977	1,879,615	44,466
	THAILAND	9,600.65	22,132	1,015,195	23,053
	UNITED STATES OF AMERICA	3,403.34	28,397	1,302,570	30,545
871494	Brakes, including coaster braking hubs and hub brakes, and parts thereof	1,480,060.36	1,540,446	70,660,257	1,657,849
	GERMANY	96.52	6,354	291,458	6,585
	HONG KONG, CHINA	1,176.52	14,690	673,830	15,971
	INDIA	157.61	961	44,081	999
	ITALY	28,345.68	10,493	481,314	11,506
	JAPAN	37,843.92	47,885	2,196,485	49,605
	MALAYSIA	1,306.53	2,027	92,978	2,064
	PEOPLE'S REPUBLIC OF CHINA	1,056,155.51	625,342	28,684,437	671,438
	REPUBLIC OF KOREA	6,983.50	3,567	163,618	3,671
	SINGAPORE	22,385.15	86,834	3,983,076	95,754
	TAIWAN (REP. OF CHINA)	297,596.03	463,286	21,250,929	500,092
	THAILAND	3,259.95	6,992	320,723	7,302
	UNITED STATES OF AMERICA	511.74	14,023	643,235	15,241
	VIETNAM	24,241.70	257,992	11,834,093	277,621
871495	Saddles of bicycles and cycles	535,248.92	358,601	16,449,027	387,247
	HONG KONG, CHINA	4,754.39	1,964	90,089	2,244
	ITALY	429.26	3,245	148,848	3,535
	JAPAN	3,795.42	7,012	321,640	7,219
	MALAYSIA	918.18	1,419	65,090	1,519
	PEOPLE'S REPUBLIC OF CHINA	446,044.34	222,629	10,211,992	243,734
	REPUBLIC OF KOREA	273.33	215	9,862	229
	TAIWAN (REP. OF CHINA)	67,526.43	105,398	4,834,606	110,469
	VIETNAM	11,507.57	16,719	766,900	18,298
871496	Pedals and crank-gear of bicycles and cycles, and parts thereof	824,879.62	663,260	30,423,739	727,625
	AUSTRALIA	8.70	598	27,430	636
	FINLAND	0.70	226	10,367	235
	FRANCE	796.09	3,450	158,252	3,687
	GUAM	2,940.00	196	8,991	224
	HONG KONG, CHINA	3,255.03	2,099	96,281	2,269
	JAPAN	13,387.68	16,456	754,837	17,333
	MALAYSIA	400.94	710	32,568	759
	PEOPLE'S REPUBLIC OF CHINA	600,990.11	385,717	17,692,839	417,592
	REPUBLIC OF KOREA	236.35	2,270	104,125	2,414
	SINGAPORE	29,026.28	21,918	1,005,379	22,815
	TAIWAN (REP. OF CHINA)	137,261.99	189,711	8,702,044	216,458
	THAILAND	36,554.61	38,632	1,772,050	41,679
	UNITED STATES OF AMERICA	21.14	1,277	58,576	1,524
871499	Other parts and accessories of bicycles and cycles, n.e.s.	9,123,696.02	8,788,663	403,135,974	10,140,373
	FRANCE	5,856.32	14,869	682,041	15,706
	GERMANY	2,196.92	5,301	243,157	5,467
	HONG KONG, CHINA	69,923.46	113,671	5,214,089	124,104
	ICELAND	7.50	1,264	57,980	1,482
	INDIA	43,572.79	31,131	1,427,979	34,686
	INDONESIA	6,216.68	24,838	1,139,319	25,342
	ITALY	378.87	4,936	226,415	5,525
	JAPAN	92,050.80	1,044,990	47,933,691	1,924,666
	MALAYSIA	52,089.59	343,360	15,749,923	366,926
	NETHERLANDS	768.19	26,799	1,229,270	28,608
	PEOPLE'S REPUBLIC OF CHINA	7,301,274.95	4,382,972	201,046,926	4,646,182
	REPUBLIC OF KOREA	3,014.07	6,878	315,494	7,280
	SINGAPORE	60,866.81	61,749	2,832,426	65,396

TABLE 8 - Continued

PSCC CODE	COMMODITY AND COUNTRY OF ORIGIN	GROSS WEIGHT (GK)	FOB VALUE		CIF
			DOLLARS	PESOS	DOLLARS
	SWEDEN	6.31	623	28,577	741
	SWITZERLAND	0.82	28	1,284	54
	TAIWAN (REP. OF CHINA)	1,383,643.51	2,062,605	94,611,692	2,199,828
	THAILAND	55,196.58	456,338	20,932,224	471,528
	UK OF GREAT BRITAIN AND N. IRELAND	1,108.12	10,109	463,701	10,494
	UNITED STATES OF AMERICA	19,756.67	36,224	1,661,595	38,792
	VIETNAM	25,767.06	159,978	7,338,191	167,566
8715	Baby carriages and parts thereof.	2,187,275.77	3,156,657	144,795,857	3,359,766
871500	Baby carriages and parts thereof	2,187,275.77	3,156,657	144,795,857	3,359,766
	AUSTRALIA	16,996.30	9,221	422,967	10,321
	FRANCE	4,603.67	9,176	420,903	10,298
	GERMANY	287.99	4,097	187,929	4,593
	HONG KONG, CHINA	43,293.87	96,545	4,428,519	106,333
	ITALY	14,980.05	73,519	3,372,317	79,098
	JAPAN	102,790.04	52,375	2,402,442	59,064
	NETHERLANDS	370.63	12,704	582,732	13,224
	PANAMA	14.99	78	3,578	88
	PEOPLE'S REPUBLIC OF CHINA	1,841,851.15	2,655,741	121,818,840	2,814,259
	REPUBLIC OF KOREA	11,025.51	6,749	309,577	7,304
	SINGAPORE	636.27	4,554	208,892	4,701
	TAIWAN (REP. OF CHINA)	80,468.48	131,965	6,053,234	141,110
	UK OF GREAT BRITAIN AND N. IRELAND	481.64	1,435	65,823	1,587
	UNITED ARAB EMIRATES, N.E.S.	41.84	41	1,881	43
	UNITED STATES OF AMERICA	69,433.34	98,457	4,516,223	107,743
8716	Trailers and semi-trailers; other vehicles, not mechanically propelled; parts thereof.	38,842,279.49	36,931,962	1,694,069,095	40,078,269
871610	Trailers and semi-trailers of the caravan type, for housing or camping	106,036.66	105,979	4,861,255	115,573
	AUSTRALIA	7,435.47	9,644	442,370	11,182
	INDIA	599.65	7,912	362,923	8,453
	JAPAN	7,719.94	6,508	298,522	7,213
	MALAYSIA	16.64	7,258	332,924	8,306
	PEOPLE'S REPUBLIC OF CHINA	20,502.61	17,337	795,248	17,815
	REPUBLIC OF KOREA	42,244.59	24,902	1,142,255	26,861
	SINGAPORE	83.47	4,020	184,397	4,458
	UNITED STATES OF AMERICA	27,434.29	28,398	1,302,616	31,285
871620	Self-loading or self-unloading trailers and semi-trailers for agricultural purposes	168,709.68	408,579	18,741,518	434,367
	ARGENTINA	23,471.86	143,789	6,595,601	152,380
	INDIA	125,181.57	213,678	9,801,410	227,895
	PEOPLE'S REPUBLIC OF CHINA	14,681.00	49,860	2,287,078	52,660
	REPUBLIC OF KOREA	5,375.25	1,252	57,429	1,432
871631	Tanker trailers and tanker semi-trailers	3,488,379.86	6,445,651	295,662,012	6,970,912
	GERMANY	230,033.88	2,015,019	92,428,922	2,159,207
	HONG KONG, CHINA	131,579.18	69,498	3,187,873	78,958
	JAPAN	853,618.91	515,242	23,634,151	571,861
	PEOPLE'S REPUBLIC OF CHINA	2,138,749.44	3,562,915	163,430,911	3,869,266
	REPUBLIC OF KOREA	33,201.86	29,941	1,373,394	32,207
	SPAIN	4,996.50	3,331	152,793	3,559
	TAIWAN (REP. OF CHINA)	63,507.67	47,578	2,182,403	49,355
	THAILAND	22,286.35	194,612	8,926,852	198,391
	UNITED STATES OF AMERICA	10,406.07	7,515	344,713	8,108
871639	Other trailers and semi-trailers for the transport of goods, n.e.s.	15,804,209.97	11,327,612	519,597,561	12,506,093
	AUSTRALIA	2,480.19	41,624	1,909,293	43,329
	DENMARK	117.46	514	23,577	549
	FINLAND	528.86	12,053	552,871	12,878
	GERMANY	8,158.62	76,503	3,509,193	79,636
	HONG KONG, CHINA	2,983,573.18	2,171,109	99,588,770	2,338,396
	INDIA	74.01	303	13,899	351
	JAMAICA (EXCLUDES CAYMAN IS., TURKS, CAICOS)	43,944.47	21,851	1,002,305	23,699
	JAPAN	7,494,522.57	4,005,414	183,728,340	4,686,145

TABLE 8 - Continued

PSCC CODE	COMMODITY AND COUNTRY OF ORIGIN	GROSS WEIGHT (GK)	FOB VALUE		CIF
			DOLLARS	PESOS	DOLLARS
	NETHERLANDS	27,203.51	36,770	1,686,640	39,069
	PEOPLE'S REPUBLIC OF CHINA	2,810,880.31	2,995,266	137,392,851	3,240,111
	REPUBLIC OF KOREA	319,751.14	145,234	6,661,883	152,077
	SINGAPORE	204,898.44	158,066	7,250,487	167,265
	SPAIN	4,690.49	2,481	113,803	5,575
	TAIWAN (REP. OF CHINA)	162,669.89	129,661	5,947,550	134,500
	THAILAND	25,050.00	1,670	76,603	1,910
	UNITED ARAB EMIRATES, N.E.S.	890.46	9,197	421,866	9,205
	UNITED STATES OF AMERICA	1,714,776.37	1,519,896	69,717,630	1,571,398
871640	Trailers and semi-trailers, n.e.s.	9,565,494.07	8,915,763	408,966,048	9,760,502
	AUSTRALIA	7,505.34	28,367	1,301,194	28,492
	GERMANY	90,144.01	103,062	4,727,454	114,684
	HONG KONG, CHINA	1,474,881.36	1,398,871	64,166,212	1,495,833
	JAPAN	992,326.46	682,071	31,286,596	831,366
	MALAYSIA	246,795.06	120,251	5,515,913	128,863
	PEOPLE'S REPUBLIC OF CHINA	2,848,027.05	3,446,571	158,094,212	3,696,275
	REPUBLIC OF KOREA	665,441.81	361,960	16,603,105	391,396
	SINGAPORE	245,809.06	210,015	9,633,388	227,139
	SPAIN	67,747.83	48,756	2,236,438	49,115
	TAIWAN (REP. OF CHINA)	173,849.60	56,897	2,609,866	60,721
	THAILAND	324,981.63	619,572	28,419,768	695,189
	UK OF GREAT BRITAIN AND N. IRELAND	1,344.80	17,990	825,201	25,841
	UNITED STATES OF AMERICA	2,357,148.96	1,765,771	80,995,916	1,959,307
	VIETNAM	69,491.10	55,609	2,550,785	56,281
871680	Vehicles, not mechanically propelled (excluding wheeled toys for children), n.e.s.	3,556,665.77	5,305,033	243,341,864	5,620,790
	AUSTRALIA	30,820.17	45,873	2,104,194	49,898
	AUSTRIA	234.67	2,983	136,830	3,068
	BRAZIL	7,671.07	6,340	290,816	6,806
	CANADA	150.79	6,849	314,163	8,155
	DENMARK	27.07	763	34,999	798
	FRANCE	338.32	2,433	111,601	2,524
	GERMANY	68,234.43	389,146	17,850,127	413,408
	HONG KONG, CHINA	28,739.06	125,048	5,735,951	127,684
	INDIA	19.44	403	18,486	420
	INDONESIA	300.27	443	20,320	590
	ISRAEL	70.29	1,943	89,125	2,091
	ITALY	1,170.86	44,108	2,023,235	45,748
	JAPAN	130,315.41	460,356	21,116,531	479,880
	MALAYSIA	216,784.88	179,006	8,211,006	191,904
	MEXICO	2,440.08	8,446	387,418	8,879
	NETHERLANDS	23,483.24	49,158	2,254,877	52,587
	NEW ZEALAND	835.19	451	20,687	552
	NORWAY	20.41	438	20,091	696
	PEOPLE'S REPUBLIC OF CHINA	2,311,651.99	2,803,066	128,576,637	2,956,588
	QATAR	48.73	804	36,879	931
	REPUBLIC OF KOREA	22,357.72	60,380	2,769,631	65,091
	SINGAPORE	215,365.45	151,932	6,969,121	154,158
	SPAIN	415.06	1,667	76,466	1,723
	SWEDEN	4,967.22	24,117	1,106,247	27,552
	TAIWAN (REP. OF CHINA)	276,636.16	236,496	10,848,072	247,794
	THAILAND	40,722.38	54,180	2,485,237	56,951
	UK OF GREAT BRITAIN AND N. IRELAND	14,136.97	262,430	12,037,663	273,416
	UNITED STATES OF AMERICA	157,614.16	379,715	17,417,528	434,452
	VIETNAM	1,094.28	6,059	277,926	6,446
871690	Parts of trailers and semi-trailers; other vehicles of heading No. 87.16	6,152,783.48	4,423,345	202,898,837	4,670,032
	AUSTRALIA	274.01	2,929	134,353	3,950
	BRAZIL	8,576.45	5,823	267,101	6,463
	CANADA	373.45	3,119	143,069	3,730
	FRANCE	8,762.41	9,126	418,610	10,471
	GERMANY	4,277.89	110,618	5,074,048	116,600
	HONG KONG, CHINA	176,725.92	113,811	5,220,511	124,004
	INDIA	39,543.97	64,878	2,975,954	69,438
	INDONESIA	7,154.91	41,445	1,901,082	42,522
	ITALY	5,889.85	64,509	2,959,028	65,140
	JAPAN	146,014.28	250,335	11,482,866	272,628
	MALAYSIA	9,899.91	42,393	1,944,567	44,411

TABLE 8 - Continued

PSCC CODE	COMMODITY AND COUNTRY OF ORIGIN	GROSS WEIGHT (GK)	FOB VALUE		CIF
			DOLLARS	PESOS	DOLLARS
	NETHERLANDS	789.35	19,494	894,190	22,880
	PEOPLE'S REPUBLIC OF CHINA	5,037,664.65	2,793,522	128,138,854	2,909,536
	REPUBLIC OF KOREA	251,316.77	259,517	11,904,045	280,248
	SINGAPORE	18,621.43	35,227	1,615,862	36,817
	SOUTH AFRICA, REP. OF	397.28	4,693	215,268	6,523
	SWEDEN	164.57	5,457	250,313	5,611
	TAIWAN (REP. OF CHINA)	157,958.61	219,265	10,057,686	234,851
	THAILAND	4,244.80	39,228	1,799,388	41,947
	UK OF GREAT BRITAIN AND N. IRELAND	9.76	942	43,210	969
	UNITED STATES OF AMERICA	271,200.36	314,919	14,445,334	348,090
	VIETNAM	2,922.85	22,095	1,013,498	23,203
88	Aircraft, spacecraft, and parts thereof	5,106,649.68	1,338,196,908	61,383,092,168	1,435,266,778
8801	Balloons and dirigibles; gliders, hang gliders and other non-powered aircraft.	6,485.47	52,729	2,418,679	55,011
880110	Gliders and hang gliders	5,223.63	39,485	1,811,176	41,473
	FRANCE	5.56	230	10,550	237
	GERMANY	761.12	10,824	496,497	11,392
	JAPAN	1,336.34	21,767	998,452	22,629
	MALAYSIA	581.79	5,383	246,918	5,741
	PEOPLE'S REPUBLIC OF CHINA	2,538.82	1,281	58,759	1,474
880190	Balloons and dirigibles and other non-powered aircraft	1,261.84	13,244	607,503	13,538
	PEOPLE'S REPUBLIC OF CHINA	934.00	934	42,843	1,115
	UK OF GREAT BRITAIN AND N. IRELAND	327.84	12,310	564,660	12,423
8802	Other aircraft (for example, helicopters, aeroplanes); spacecraft (including satellites) and suborbital and spacecraft launch vehicles.	1,093,422.05	981,704,865	45,030,802,156	1,055,168,939
880211	Helicopters of an unladen weight not exceeding 2,000 kg	31,316.71	9,603,189	440,498,279	9,939,051
	AUSTRALIA	14,300.00	2,374,459	108,916,434	2,387,958
	GERMANY	2,139.00	490,351	22,492,400	490,351
	ITALY	1,146.53	431,679	19,801,116	468,115
	PEOPLE'S REPUBLIC OF CHINA	2,330.00	4,000,000	183,480,000	4,112,827
	REPUBLIC OF KOREA	1,779.18	219,600	10,073,052	230,380
	UNITED STATES OF AMERICA	9,622.00	2,087,100	95,735,277	2,249,420
880212	Helicopters of an unladen weight exceeding 2,000 kg	96,171.15	140,283,037	6,434,782,906	143,933,858
	AUSTRALIA	9,000.00	2,075,459	95,201,304	2,125,559
	HONG KONG, CHINA	2,500.00	3,435,000	157,563,450	3,883,311
	ITALY	30,367.00	41,008,445	1,881,057,372	42,116,106
	NEW ZEALAND	673.00	605,874	27,791,440	627,179
	SINGAPORE	7,268.00	9,771,500	448,218,705	9,970,601
	UNITED STATES OF AMERICA	46,363.15	83,386,759	3,824,950,635	85,211,102
880220	Aeroplanes and other aircraft, of an unladen weight not exceeding 2,000 kg	23,404.60	7,932,447	363,861,345	8,378,982
	AUSTRALIA	1,400.00	1,799	82,520	1,916
	HONG KONG, CHINA	1,500.00	2,500,000	114,675,000	2,700,997
	ITALY	1,147.00	431,679	19,801,116	432,046
	NEW ZEALAND	1,828.00	160,950	7,382,777	165,490
	SLOVENIA	1,633.00	287,000	13,164,690	307,090
	SWITZERLAND	11.00	20,356	933,730	21,179
	UNITED STATES OF AMERICA	15,885.60	4,530,663	207,821,512	4,750,264
880230	Aeroplanes and other aircraft, of an unladen weight exceeding 2,000 kg but not exceeding 15,000 kg	106,167.14	114,104,029	5,233,951,810	116,828,311
	HONG KONG, CHINA	9,000.00	1,300,000	59,631,000	1,411,261
	JAPAN	900.00	4,458	204,488	4,640
	NEW ZEALAND	3,052.00	194,950	8,942,357	195,840
	SPAIN	12,337.00	31,629,236	1,450,833,055	32,461,821
	UNITED STATES OF AMERICA	80,878.14	80,975,385	3,714,340,910	82,754,749

TABLE 8 - Continued

PSCC CODE	COMMODITY AND COUNTRY OF ORIGIN	GROSS WEIGHT (GK)	FOB VALUE		CIF
			DOLLARS	PESOS	DOLLARS
880240	Aeroplanes and other aircraft, of an unladen weight exceeding 15,000 kg	820,282.45	706,332,163	32,399,456,316	772,569,537
	FRANCE	674,805.45	490,056,990	22,478,914,131	537,909,668
	GERMANY	120,000.00	123,412,271	5,660,920,871	140,144,670
	REPUBLIC OF KOREA	13,140.00	61,233,666	2,808,788,259	62,858,340
	SPAIN	12,337.00	31,629,236	1,450,833,055	31,656,859
880260	Spacecraft (including satellites) and suborbital and spacecraft launch vehicles	16,080.00	3,450,000	158,251,500	3,519,200
	HONG KONG, CHINA	16,080.00	3,450,000	158,251,500	3,519,200
8803	Parts of goods of heading 88.01 or 88.02.	3,875,834.70	326,409,067	14,972,383,905	347,932,942
880310	Propellers and rotors and parts thereof	96,484.58	1,361,083	62,432,877	1,443,502
	AUSTRALIA	391.80	43,399	1,990,712	44,899
	CZECH REPUBLIC (CZECHOSLOVAKIA)	81.79	4,844	222,194	7,378
	GERMANY	40.77	6,892	316,136	7,177
	INDIA	31,056.97	179,219	8,220,776	186,559
	ITALY	231.76	75,867	3,480,019	76,124
	JAPAN	36,534.96	290,688	13,333,859	302,317
	NETHERLANDS	181.41	42,507	1,949,796	44,223
	PEOPLE'S REPUBLIC OF CHINA	1,951.29	45,030	2,065,526	57,493
	SINGAPORE	257.53	36,607	1,679,163	36,969
	UK OF GREAT BRITAIN AND N. IRELAND	51.78	5,698	261,367	6,266
	UNITED ARAB EMIRATES, N.E.S.	466.20	11,655	534,615	12,133
	UNITED STATES OF AMERICA	20,026.25	518,840	23,799,191	542,061
	VIETNAM	5,212.07	99,837	4,579,523	119,903
880320	Under-carriages and parts thereof	80.38	24,350	1,116,934	25,025
	IRELAND	0.83	159	7,293	181
	UK OF GREAT BRITAIN AND N. IRELAND	64.92	12,085	554,339	12,256
	UNITED STATES OF AMERICA	14.63	12,106	555,302	12,588
880330	Other parts of aeroplanes or helicopters	2,234,256.29	292,373,002	13,411,149,602	312,144,134
	AFGHANISTAN	378.28	38,105	1,747,876	41,669
	AUSTRALIA	25,987.49	4,539,156	208,211,086	4,925,207
	AUSTRIA	353.53	194,457	8,919,743	199,800
	BELGIUM	787.88	74,936	3,437,314	79,101
	BRAZIL	163.86	17,759	814,605	20,108
	BULGARIA	0.83	3,286	150,729	3,421
	CANADA	8,029.40	1,507,008	69,126,457	1,654,656
	COSTA RICA	46.83	65,307	2,995,632	67,889
	CZECH REPUBLIC (CZECHOSLOVAKIA)	171.10	67,274	3,085,858	73,736
	DEMOCRATIC PEOPLE'S REP. OF KOREA	40.76	21,628	992,076	21,628
	DENMARK	1,584.96	590,139	27,069,676	632,857
	DOMINICAN REPUBLIC	0.83	1,509	69,218	1,633
	ESTONIA	0.83	180	8,257	221
	FINLAND	512.13	252,785	11,595,248	254,730
	FRANCE	37,578.97	22,134,117	1,015,291,947	23,736,514
	GERMANY	70,985.11	15,422,695	707,439,020	16,404,574
	GUAM	233.94	582	26,696	693
	HONG KONG, CHINA	89,112.73	7,578,947	347,646,299	8,073,191
	HUNGARY	13.30	6,128	281,091	7,022
	ICELAND	0.83	337	15,458	350
	INDIA	11,755.78	1,850,381	84,876,976	1,973,570
	INDONESIA	2,300.58	5,050	231,644	5,182
	IRELAND	2,329.73	640,242	29,367,901	676,220
	ISRAEL	1,390.28	53,267	2,443,357	54,807
	ITALY	19,700.54	12,482,296	572,562,918	12,973,104
	JAMAICA (EXCLUDES CAYMAN IS.,TURKS,CAICOS)	10.51	860	39,448	895
	JAPAN	207,638.34	10,178,202	466,874,126	10,991,104
	KENYA	125.25	1,670	76,603	2,247
	LITHUANIA	0.89	980	44,953	1,320
	MALAYSIA	50,379.77	5,095,116	233,712,971	5,414,534
	MARSHALL ISLANDS, REP. OF	4.16	1,253	57,475	1,339
	MEXICO	44.61	24,586	1,127,760	26,109
	MOROCCO	39.93	421	19,311	431
	NETHERLANDS	20,587.94	2,412,641	110,667,843	2,519,120

TABLE 8 - Continued

PSCC CODE	COMMODITY AND COUNTRY OF ORIGIN	GROSS WEIGHT (GK)	FOB VALUE		CIF
			DOLLARS	PESOS	DOLLARS
	NEW ZEALAND	231.11	278,301	12,765,667	281,353
	NORWAY	275.25	63,132	2,895,865	64,877
	PALAU, REP. OF	2,083.77	11,482	526,679	11,809
	PANAMA	1.68	109	5,000	133
	PEOPLE'S REPUBLIC OF CHINA	679,893.31	7,337,186	336,556,722	7,736,083
	POLAND	19,831.00	1,486,876	68,203,002	1,613,002
	PORTUGAL	1,390.36	56,124	2,574,408	61,217
	QATAR	462.27	7,705	353,428	8,827
	REPUBLIC OF KOREA	33,982.93	1,970,692	90,395,642	2,057,535
	SAUDI ARABIA	154.29	5,231	239,946	6,133
	SINGAPORE	200,212.69	70,642,282	3,240,361,475	74,747,862
	SLOVAK REPUBLIC (SLOVAKIA)	0.87	1,640	75,227	1,693
	SOUTH AFRICA, REP. OF	1.70	1,430	65,594	1,683
	SPAIN	9,955.63	9,586,388	439,727,618	10,185,922
	SRI LANKA (CEYLON)	264.78	3,060	140,362	3,760
	SWEDEN	357.69	27,662	1,268,856	29,793
	SWITZERLAND	1,876.06	5,745,715	263,555,947	6,458,771
	TAIWAN (REP. OF CHINA)	94,532.44	2,694,908	123,615,430	2,852,453
	THAILAND	82,761.37	948,107	43,489,668	993,566
	TURKEY	76.62	2,974	136,417	3,762
	UK OF GREAT BRITAIN AND N. IRELAND	47,195.85	19,474,490	893,294,856	21,259,763
	UKRAINE (UKRAINIAN S.S.R.)	3.67	22	1,009	26
	UNITED ARAB EMIRATES, N.E.S.	1,798.31	73,319	3,363,143	84,129
	UNITED STATES OF AMERICA	478,556.14	86,368,605	3,961,727,911	92,478,508
	UZBEKISTAN	0.78	6,873	315,265	7,154
	VIETNAM	26,063.82	315,389	14,466,893	355,338
880390	Other parts of aircraft of heading Nos. 88.01 and 88.02	1,545,013.45	32,650,632	1,497,684,492	34,320,281
	AUSTRALIA	373.76	62,353	2,860,132	68,004
	AUSTRIA	64.27	60,602	2,779,814	62,548
	BELGIUM	218.88	13,848	635,208	15,108
	CANADA	358.03	289,892	13,297,346	301,118
	CZECH REPUBLIC (CZECHOSLOVAKIA)	0.29	851	39,035	908
	DEMOCRATIC PEOPLE'S REP. OF KOREA	113.96	66,131	3,033,429	66,131
	FRANCE	884.31	961,652	44,110,978	1,011,373
	GERMANY	8,611.65	1,916,493	87,909,534	2,004,515
	HONG KONG, CHINA	26,124.53	1,959,395	89,877,449	2,202,033
	HUNGARY	119.78	5,802	266,138	7,709
	INDIA	1,730.71	14,250	653,648	15,679
	INDONESIA	7,819.27	237,589	10,898,207	247,259
	ITALY	933.48	256,481	11,764,783	267,807
	JAPAN	51,044.47	3,313,557	151,992,860	3,507,567
	MALAYSIA	68,112.13	333,759	15,309,525	356,254
	MEXICO	19.29	1,164	53,393	1,391
	NETHERLANDS	702.83	177,963	8,163,163	187,827
	PEOPLE'S REPUBLIC OF CHINA	1,020,320.07	14,193,939	651,075,982	14,742,299
	QATAR	213.60	4,274	196,048	4,467
	REPUBLIC OF KOREA	22,265.25	1,848,542	84,792,622	1,889,197
	SINGAPORE	27,514.76	1,709,177	78,399,949	1,828,605
	SPAIN	1,571.71	8,057	369,575	8,670
	SWEDEN	100.85	28,885	1,324,955	31,069
	SWITZERLAND	59.28	78,535	3,602,400	88,858
	TAIWAN (REP. OF CHINA)	181,045.89	947,419	43,458,109	1,055,238
	THAILAND	95,021.86	870,368	39,923,780	903,321
	UK OF GREAT BRITAIN AND N. IRELAND	1,565.82	654,109	30,003,980	693,359
	UNITED STATES OF AMERICA	27,977.14	2,625,703	120,440,997	2,740,977
	VIETNAM	125.58	9,842	451,453	10,990
8804	Parachutes (including dirigible parachutes and paragliders) and rotachutes; parts thereof and accessories thereto.	1,513.11	21,529	987,535	22,342
880400	Parachutes (including dirigible parachutes and paragliders) and rotachutes; parts thereof and accessories thereto	1,513.11	21,529	987,535	22,342
	UNITED STATES OF AMERICA	1,513.11	21,529	987,535	22,342
8805	Aircraft launching gear; deck-arrestor or similar gear; ground flying trainers; parts of the foregoing articles.	129,394.35	30,008,718	1,376,499,893	32,087,544
880510	Aircraft launching gear and parts thereof; deck-arrestor or similar gear and parts thereof	14,434.85	1,419,227	65,099,941	1,496,467
	FRANCE	54.26	39,453	1,809,709	42,059

TABLE 8 - Continued

PSCC CODE	COMMODITY AND COUNTRY OF ORIGIN	GROSS WEIGHT (GK)	FOB VALUE		CIF
			DOLLARS	PESOS	DOLLARS
	GERMANY	10.89	4,540	208,250	4,825
	GUAM	5.84	32,307	1,481,922	33,111
	HONG KONG, CHINA	0.83	1,336	61,282	1,427
	JAPAN	25.20	1,598	73,300	1,716
	PEOPLE'S REPUBLIC OF CHINA	5,433.15	1,827	83,804	1,980
	UK OF GREAT BRITAIN AND N. IRELAND	664.23	29,767	1,365,412	30,915
	UNITED STATES OF AMERICA	8,240.45	1,308,399	60,016,262	1,380,434
880521	Air combat simulators and parts thereof	21,585.43	135,462	6,213,642	142,821
	NORWAY	37.55	131	6,009	148
	REPUBLIC OF KOREA	17,234.61	71,676	3,287,778	74,776
	UK OF GREAT BRITAIN AND N. IRELAND	0.79	44	2,018	46
	UNITED STATES OF AMERICA	4,312.48	63,611	2,917,837	67,851
880529	Other ground flying trainers and parts thereof	93,374.07	28,454,029	1,305,186,310	30,448,256
	AUSTRALIA	733.54	100,059	4,589,706	103,891
	GERMANY	12.19	531	24,357	603
	HONG KONG, CHINA	1.74	248	11,376	272
	JAPAN	570.61	7,505	344,255	7,746
	NETHERLANDS	0.87	284	13,027	333
	PEOPLE'S REPUBLIC OF CHINA	5.01	449	20,596	530
	REPUBLIC OF KOREA	83,953.90	27,575,036	1,264,866,901	29,452,131
	SINGAPORE	24.58	69,623	3,193,607	72,300
	SPAIN	3,680.25	465,645	21,359,136	549,877
	TAIWAN (REP. OF CHINA)	4.13	727	33,347	747
	UK OF GREAT BRITAIN AND N. IRELAND	0.71	222	10,183	229
	UNITED STATES OF AMERICA	4,386.54	233,700	10,719,819	259,597
89	Ships, boats and floating structures	192,675,444.51	158,458,058	7,268,471,122	178,268,162
8901	Cruise ships, excursion boats, ferry-boats, cargo ships, barges and similar vessels for the transport of persons or goods.	153,434,217.82	127,089,110	5,829,577,479	141,721,693
890110	Cruise ships, excursion boats and similar vessels principally designed for the transport of persons; ferry-boats of all kinds	51,685,332.34	24,413,145	1,119,830,962	31,557,133
	GERMANY	13,115,392.48	4,207,500	192,998,025	4,227,094
	HONG KONG, CHINA	8.70	778	35,687	811
	JAPAN	7,915,810.37	9,125,355	418,580,035	15,399,640
	PEOPLE'S REPUBLIC OF CHINA	3,795,435.34	1,301,574	59,703,199	1,407,848
	REPUBLIC OF KOREA	15,762,292.16	5,170,432	237,167,716	5,611,054
	SINGAPORE	2,187,279.72	1,592,868	73,064,855	1,658,100
	TURKEY	3,209,708.13	1,377,378	63,180,329	1,608,378
	UNITED ARAB EMIRATES, N.E.S.	5,699,393.26	1,634,858	74,990,936	1,641,630
	UNITED STATES OF AMERICA	12.18	2,402	110,180	2,578
890120	Tankers of all kinds	15,270,840.84	25,523,105	1,170,744,827	27,367,375
	INDONESIA	2,340,437.20	3,383,357	155,194,586	3,665,953
	PEOPLE'S REPUBLIC OF CHINA	3,401,901.37	6,208,470	284,782,519	6,405,559
	REPUBLIC OF KOREA	2,013,599.18	5,156,758	236,540,490	5,280,385
	SINGAPORE	7,514,903.09	10,774,520	494,227,232	12,015,478
890190	Other vessels for the transport of goods and other vessels for the transport of both persons and goods	86,478,044.64	77,152,860	3,539,001,690	82,797,185
	GERMANY	26,436,510.27	10,577,492	485,189,558	11,639,188
	INDIA	2,068,256.90	2,118,139	97,159,036	2,351,468
	JAPAN	11,508,492.44	12,440,180	570,631,057	13,923,418
	PEOPLE'S REPUBLIC OF CHINA	36,110,377.23	46,741,647	2,144,039,348	49,218,537
	REPUBLIC OF KOREA	7,291,888.61	2,781,543	127,589,378	2,977,238
	SINGAPORE	419,584.85	221,338	10,152,774	230,403
	SRI LANKA (CEYLON)	2,068,256.34	2,222,549	101,948,323	2,403,061
	VIETNAM	574,678.00	49,972	2,292,216	53,872
8902	Fishing vessels; factory ships and other vessels for processing or preserving fishery products.	2,381,922.52	1,535,776	70,446,045	3,491,627
890200	Fishing vessels; factory ships and other vessels for processing or preserving fishery products	2,381,922.52	1,535,776	70,446,045	3,491,627
	JAPAN	750,411.23	397,321	18,225,115	2,225,620

TABLE 8 - Continued

PSCC CODE	COMMODITY AND COUNTRY OF ORIGIN	GROSS WEIGHT (GK)	FOB VALUE		CIF
			DOLLARS	PESOS	DOLLARS
	REPUBLIC OF KOREA	398,459.93	109,875	5,039,966	122,069
	SPAIN	403,050.52	439,340	20,152,525	456,413
	TAIWAN (REP. OF CHINA)	827,677.96	582,286	26,709,459	680,286
	UNITED STATES OF AMERICA	2,322.88	6,954	318,980	7,239
8903	Yachts and other vessels for pleasure or sports; rowing boats and canoes.	219,378.77	1,039,005	47,659,161	1,298,487
890310	Inflatable yachts and vessels (including rowing boats and canoes)	11,816.91	105,902	4,857,725	108,471
	AUSTRALIA	85.46	2,211	101,419	2,492
	FRANCE	4,030.69	58,445	2,680,872	58,581
	JAPAN	70.78	308	14,128	331
	PEOPLE'S REPUBLIC OF CHINA	2,222.53	5,171	237,194	5,438
	REPUBLIC OF KOREA	4,991.75	32,981	1,512,838	34,521
	SPAIN	376.85	6,460	296,320	6,725
	UNITED STATES OF AMERICA	38.85	326	14,954	383
890391	Sailboats, with or without auxilliary motor	11,040.57	11,346	520,441	12,352
	AUSTRALIA	148.86	1,080	49,540	1,484
	JAPAN	3,005.80	2,858	131,096	3,069
	UNITED ARAB EMIRATES, N.E.S.	5,322.00	887	40,687	912
	UNITED STATES OF AMERICA	2,563.91	6,521	299,118	6,887
890392	Motorboats, other than outboard motorboats	48,202.36	142,910	6,555,282	168,469
	AUSTRALIA	4,107.66	20,598	944,830	21,167
	JAPAN	22,439.98	24,308	1,115,008	33,464
	MEXICO	11,982.66	62,862	2,883,480	69,772
	UNITED STATES OF AMERICA	9,672.06	35,142	1,611,964	44,066
890399	Other non-inflatable rowing boats and canoes and vessels for pleasure or sports, n.e.s.	148,318.93	778,847	35,725,713	1,009,195
	AUSTRALIA	843.06	1,092	50,091	1,220
	CANADA	16,647.26	75,498	3,463,093	77,454
	FINLAND	2,238.59	34,237	1,570,451	36,795
	HONG KONG, CHINA	154.29	698	32,017	864
	IRELAND	741.57	5,680	260,542	5,836
	ITALY	264.51	9,369	429,756	9,572
	JAPAN	63,530.63	185,038	8,487,693	353,782
	PEOPLE'S REPUBLIC OF CHINA	12,620.00	69,979	3,209,937	74,124
	REPUBLIC OF KOREA	136.16	2,009	92,153	2,048
	UNITED ARAB EMIRATES, N.E.S.	1,298.56	2,709	124,262	3,086
	UNITED STATES OF AMERICA	49,844.30	392,538	18,005,718	444,414
8904	Tugs and pusher craft.	27,580,599.11	5,898,925	270,583,690	6,361,804
890400	Tugs and pusher craft	27,580,599.11	5,898,925	270,583,690	6,361,804
	JAPAN	26,188,537.73	3,197,268	146,658,684	3,473,281
	PEOPLE'S REPUBLIC OF CHINA	629,978.42	1,478,352	67,812,006	1,579,082
	REPUBLIC OF KOREA	636,607.12	1,038,553	47,638,426	1,108,547
	SINGAPORE	124,526.95	182,925	8,390,770	198,897
	TAIWAN (REP. OF CHINA)	948.89	1,827	83,804	1,997
8905	Light-vessels, fire-floats, dredgers, floating cranes, and other vessels the navigability of which is subsidiary to their main function; floating docks; floating or submersible drilling or production platforms.	8,555,146.37	18,964,637	869,907,897	21,237,819
890510	Dredgers	1,689,961.72	7,831,117	359,213,336	8,217,330
	ITALY	800.53	24,331	1,116,063	26,333
	PEOPLE'S REPUBLIC OF CHINA	109,231.60	161,252	7,396,629	206,379
	REPUBLIC OF KOREA	1,281,446.30	2,571,351	117,947,870	2,580,660
	UNITED STATES OF AMERICA	298,483.29	5,074,183	232,752,774	5,403,958
890590	Other light vessel, fire-float, floating crane and other vessel, n.e.s.	6,865,184.65	11,133,520	510,694,561	13,020,489
	HONG KONG, CHINA	82.67	1,636	75,043	1,772

TABLE 8 - Continued

PSCC CODE	COMMODITY AND COUNTRY OF ORIGIN	GROSS WEIGHT (GK)	FOB VALUE		CIF
			DOLLARS	PESOS	DOLLARS
	NEW ZEALAND	141.40	23,512	1,078,495	25,107
	PEOPLE'S REPUBLIC OF CHINA	4,201,434.20	9,521,876	436,768,452	11,361,032
	SINGAPORE	11.76	427	19,586	508
	THAILAND	2,660,662.29	1,552,053	71,192,671	1,595,831
	UNITED STATES OF AMERICA	2,852.33	34,016	1,560,314	36,239
8906	Other vessels, including warships and lifeboats other than rowing boats.	251,422.05	2,372,639	108,832,951	2,477,809
890690	Other vessels, including warships and lifeboats other than rowing boats, n.e.s.	251,422.05	2,372,639	108,832,951	2,477,809
	FRANCE	187.82	8,584	393,748	9,847
	GERMANY	164.41	9,379	430,215	10,706
	INDIA	6,195.74	10,302	472,553	11,573
	ISRAEL	17.01	11,822	542,275	12,612
	JAPAN	18,690.41	1,365,389	62,630,393	1,416,460
	LIBERIA	16,931.85	17,823	817,541	18,219
	NORWAY	278.67	19,436	891,529	19,436
	PEOPLE'S REPUBLIC OF CHINA	49,373.35	347,158	15,924,138	372,278
	REPUBLIC OF KOREA	159,286.72	570,597	26,173,284	593,964
	TAIWAN (REP. OF CHINA)	239.51	7,494	343,750	7,527
	UNITED STATES OF AMERICA	56.56	4,655	213,525	5,187
8907	Other floating structures (for example, rafts, tanks, coffer-dams, landing-stages, buoys and beacons).	252,524.58	1,543,887	70,818,095	1,663,444
890710	Inflatable rafts	59,898.40	405,210	18,586,980	451,091
	CANADA	95.70	435	19,953	2,731
	HONG KONG, CHINA	131.57	58,705	2,692,798	59,487
	INDIA	1,243.67	3,634	166,692	3,932
	JAPAN	2,827.78	6,032	276,688	6,669
	KENYA	17.40	435	19,953	755
	PEOPLE'S REPUBLIC OF CHINA	21,321.37	96,898	4,444,711	104,045
	REPUBLIC OF KOREA	80.61	1,897	87,015	2,900
	SINGAPORE	4,427.43	69,758	3,199,799	72,841
	THAILAND	873.45	12,844	589,154	13,775
	UK OF GREAT BRITAIN AND N. IRELAND	1,674.60	15,952	731,718	16,769
	UNITED STATES OF AMERICA	27,204.82	138,620	6,358,499	167,187
890790	Floating structures, n.e.s.	192,626.18	1,138,677	52,231,115	1,212,353
	FRANCE	32.03	541	24,816	564
	GERMANY	29.56	606	27,797	637
	HONG KONG, CHINA	6.77	537	24,632	606
	JAPAN	8,993.52	78,113	3,583,043	83,096
	NORWAY	2,495.49	61,360	2,814,583	62,731
	PEOPLE'S REPUBLIC OF CHINA	97,098.30	228,651	10,488,222	240,116
	PUERTO RICO	4,737.15	10,687	490,213	10,920
	REPUBLIC OF KOREA	22,496.65	71,036	3,258,421	80,315
	SINGAPORE	9,249.37	280,994	12,889,195	282,461
	SPAIN	2,687.43	84,440	3,873,263	88,986
	TAIWAN (REP. OF CHINA)	338.78	3,886	178,251	4,330
	THAILAND	2,559.75	34,716	1,592,423	35,742
	UK OF GREAT BRITAIN AND N. IRELAND	1,305.97	8,213	376,731	9,295
	UNITED STATES OF AMERICA	40,595.41	274,897	12,609,525	312,554
8908	Vessels and other floating structures for breaking up.	233.29	14,079	645,804	15,479
890800	Vessels and other floating structures for breaking up	233.29	14,079	645,804	15,479
	AUSTRALIA	3.48	201	9,220	285
	DENMARK	1.11	121	5,550	129
	GREECE	0.87	631	28,944	659
	SINGAPORE	22.53	2,561	117,473	2,759
	TAIWAN (REP. OF CHINA)	181.99	5,034	230,910	5,758
	UK OF GREAT BRITAIN AND N. IRELAND	5.26	3,997	183,342	4,175
	UNITED STATES OF AMERICA	18.05	1,534	70,365	1,714

TABLE 8 - Continued

PSCC CODE	COMMODITY AND COUNTRY OF ORIGIN	GROSS WEIGHT (GK)	FOB VALUE		CIF
			DOLLARS	PESOS	DOLLARS
90	Optical, photographic, cinematographic, measuring, checking, precision, medical or surgical instruments and apparatus; parts and accessories thereof	29,936,423.53	887,896,795	40,727,825,994	936,853,378
9001	Optical fibres and optical fibre bundles; optical fibre cables other than those of heading 85.44; sheets and plates of polarising material; lenses (including contact lenses), prisms, mirrors and other optical elements, of any material, unmounted, other than such elements of glass not optically worked.	711,950.86	41,546,132	1,905,721,073	44,422,012
900110	Optical fibers, optical fiber bundles and cables, other than those of heading No. 85.44	110,502.38	1,559,591	71,538,439	1,666,659
	AUSTRALIA	121.97	6,200	284,394	7,818
	CANADA	1.75	351	16,100	418
	DENMARK	158.37	9,737	446,636	9,737
	GERMANY	304.78	47,763	2,190,889	49,660
	HONG KONG, CHINA	1,073.31	24,113	1,106,063	26,941
	INDIA	22.28	5,370	246,322	5,518
	INDONESIA	701.05	71,445	3,277,182	76,300
	ISRAEL	1,460.50	12,446	570,898	13,242
	ITALY	3.38	778	35,687	866
	JAPAN	1,461.39	235,352	10,795,596	250,357
	MALAYSIA	11.66	4,243	194,627	4,399
	MEXICO	12.59	7,184	329,530	7,386
	PEOPLE'S REPUBLIC OF CHINA	21,327.95	271,042	12,432,696	283,941
	REPUBLIC OF KOREA	14,039.34	264,686	12,141,147	288,714
	SINGAPORE	6,855.70	93,480	4,287,928	105,020
	SWEDEN	40.40	5,322	244,120	5,540
	SWITZERLAND	1.68	1,709	78,392	1,825
	TAIWAN (REP. OF CHINA)	50.17	2,314	106,143	2,468
	UK OF GREAT BRITAIN AND N. IRELAND	62,525.22	466,332	21,390,649	495,451
	UNITED STATES OF AMERICA	328.89	29,724	1,363,440	31,058
900120	Sheets and plates of polarising material	9,102.59	1,904,575	87,362,856	2,014,964
	HONG KONG, CHINA	3.33	298	13,669	311
	INDIA	86.78	402	18,440	413
	JAPAN	492.85	156,476	7,177,554	172,984
	PEOPLE'S REPUBLIC OF CHINA	5,633.40	1,729,993	79,354,779	1,820,244
	REPUBLIC OF KOREA	2,451.90	9,822	450,535	10,441
	SINGAPORE	3.33	1,447	66,374	1,517
	TAIWAN (REP. OF CHINA)	411.14	5,496	252,102	5,735
	THAILAND	16.14	295	13,532	2,949
	UNITED STATES OF AMERICA	3.72	346	15,871	370
900130	Contact lenses	14,994.89	1,440,314	66,067,204	1,535,515
	GERMANY	270.62	59,417	2,725,458	62,612
	HONG KONG, CHINA	6,245.08	10,550	483,929	11,309
	INDONESIA	333.93	79,578	3,650,243	85,171
	IRELAND	495.96	29,246	1,341,514	31,150
	JAPAN	0.83	33	1,514	109
	MALAYSIA	784.93	192,376	8,824,287	204,877
	PEOPLE'S REPUBLIC OF CHINA	1,245.64	1,405	64,447	1,435
	REPUBLIC OF KOREA	156.03	4,542	208,342	4,835
	SINGAPORE	5,310.36	1,039,323	47,673,746	1,108,763
	UK OF GREAT BRITAIN AND N. IRELAND	29.00	18,355	841,944	18,652
	UNITED STATES OF AMERICA	122.51	5,489	251,780	6,602
900140	Spectacle lenses of glass	51,041.89	2,011,970	92,289,065	2,201,778
	HONG KONG, CHINA	143.31	52,762	2,420,193	55,524
	JAPAN	949.39	52,556	2,410,744	58,800
	MALAYSIA	403.93	24,025	1,102,027	27,395
	MYANMAR, UNION OF (BURMA)	6,746.01	548,342	25,152,448	575,344

TABLE 8 - *Continued*

PSCC CODE	COMMODITY AND COUNTRY OF ORIGIN	GROSS WEIGHT (GK)	FOB VALUE		CIF DOLLARS
			DOLLARS	PESOS	
	PEOPLE'S REPUBLIC OF CHINA	7,094.06	88,209	4,046,147	91,686
	TAIWAN (REP. OF CHINA)	15.84	9,155	419,940	9,576
	THAILAND	0.83	230	10,550	264
	UNITED STATES OF AMERICA	35,488.27	1,199,005	54,998,359	1,343,663
	VIETNAM	200.25	37,686	1,728,657	39,526
900150	Spectacle lenses of other materials	419,882.57	26,840,757	1,231,185,523	28,635,756
	AUSTRALIA	215.71	31,124	1,427,658	33,902
	BARBADOS	8.70	1,253	57,475	1,646
	BELGIUM	0.83	63	2,890	125
	BRAZIL	478.28	61,868	2,837,885	66,373
	CANADA	0.81	4,016	184,214	4,130
	DENMARK	4,365.08	856,297	39,278,343	867,600
	FRANCE	45,832.99	1,847,557	84,747,440	2,011,651
	GERMANY	127.67	18,259	837,540	19,208
	HONG KONG, CHINA	4,784.54	509,212	23,357,554	528,153
	INDIA	1,637.17	438,010	20,091,519	452,080
	INDONESIA	3.95	42	1,927	45
	IRELAND	30.42	6,006	275,495	6,175
	ISRAEL	663.50	9,103	417,555	10,319
	ITALY	3.58	1,023	46,925	1,025
	JAPAN	9,197.42	1,128,646	51,770,992	1,195,386
	MALAYSIA	190.25	117,741	5,400,780	120,448
	MEXICO	39,920.98	1,305,184	59,868,790	1,435,028
	MYANMAR, UNION OF (BURMA)	37,406.34	3,291,759	150,992,985	3,420,084
	NETHERLANDS	3.46	1,897	87,015	1,991
	PEOPLE'S REPUBLIC OF CHINA	81,877.46	2,941,736	134,937,430	3,163,609
	REPUBLIC OF KOREA	3,430.79	2,292,041	105,135,921	2,376,383
	RUSSIAN FEDERATION	0.83	45	2,064	51
	SINGAPORE	18,402.88	1,587,165	72,803,259	1,651,801
	TAIWAN (REP. OF CHINA)	11,067.33	1,141,040	52,339,505	1,186,959
	THAILAND	104,387.00	4,419,016	202,700,264	4,673,670
	UNITED STATES OF AMERICA	27,746.81	923,390	42,355,899	1,057,160
	VIETNAM	26,999.48	3,876,367	177,808,954	4,313,695
	WAKE ISLANDS	1,098.31	30,897	1,417,245	37,059
900190	Other unmounted optical elements, n.e.s.	106,426.54	7,788,925	357,277,986	8,367,340
	AUSTRALIA	8.10	309	14,174	326
	BELGIUM	256.37	2,475	113,528	2,479
	CANADA	8.38	545	24,999	560
	FRANCE	49.60	4,415	202,516	4,973
	GERMANY	106.72	8,518	390,720	9,085
	HONG KONG, CHINA	21,857.20	566,094	25,966,732	625,434
	INDONESIA	4,526.03	538,494	24,700,719	576,255
	ISRAEL	10.39	3,465	158,940	3,494
	JAPAN	9,135.52	1,292,604	59,291,745	1,361,783
	MALAYSIA	350.99	93,825	4,303,753	106,006
	NETHERLANDS	0.87	159	7,293	185
	NEW ZEALAND	25.07	2,706	124,124	2,710
	PEOPLE'S REPUBLIC OF CHINA	28,306.22	1,140,439	52,311,936	1,249,101
	REPUBLIC OF KOREA	6,123.16	1,769,952	81,187,698	1,847,312
	SINGAPORE	361.84	32,685	1,499,261	34,239
	TAIWAN (REP. OF CHINA)	8,405.54	64,047	2,937,836	70,443
	THAILAND	17,593.59	1,298,621	59,567,745	1,398,343
	UNITED STATES OF AMERICA	1,861.67	289,090	13,260,558	307,406
	VIETNAM	7,439.28	680,482	31,213,709	767,206
9002	Lenses, prisms, mirrors and other optical elements, of any material, mounted, being parts of or fittings for instruments or apparatus, other than such elements of glass not optically worked.	377,133.69	35,310,494	1,619,692,364	37,787,277

TABLE 8 - Continued

PSCC CODE	COMMODITY AND COUNTRY OF ORIGIN	GROSS WEIGHT (GK)	FOB VALUE		CIF
			DOLLARS	PESOS	DOLLARS
900211	Objective lenses, for cameras, projectors or photographic enlargers or reducers, mounted	141,936.62	14,832,736	680,377,601	15,997,043
	AUSTRALIA	9.01	739	33,898	769
	CANADA	40.73	14,579	668,739	15,160
	FRANCE	16.62	18,306	839,696	18,876
	GERMANY	30.61	19,142	878,044	20,026
	HONG KONG, CHINA	23,728.01	2,654,804	121,775,859	2,767,319
	IRELAND	0.79	139	6,376	166
	ISRAEL	1,301.31	10,782	494,570	11,409
	ITALY	11.71	697	31,971	736
	JAPAN	9,579.38	932,232	42,761,482	966,340
	MALAYSIA	393.07	30,500	1,399,035	32,894
	PEOPLE'S REPUBLIC OF CHINA	28,097.57	1,238,757	56,821,784	1,306,357
	PORTUGAL	0.89	2,833	129,950	2,913
	REPUBLIC OF KOREA	73,783.26	8,124,064	372,650,816	8,939,336
	SINGAPORE	946.16	122,286	5,609,259	123,774
	SWEDEN	6.45	57,343	2,630,323	59,691
	SWITZERLAND	0.14	357	16,376	368
	TAIWAN (REP. OF CHINA)	539.12	1,037,671	47,597,969	1,107,022
	THAILAND	1,713.55	168,257	7,717,949	176,541
	UK OF GREAT BRITAIN AND N. IRELAND	16.37	4,264	195,589	4,419
	UNITED STATES OF AMERICA	260.44	92,697	4,252,011	98,559
	VIETNAM	1,461.43	302,287	13,865,905	344,368
900219	Other objective lenses, mounted	48,751.91	5,897,951	270,539,015	6,327,338
	BANGLADESH	167.79	17,974	824,467	19,229
	CANADA	1.42	363	16,651	388
	GERMANY	723.06	92,839	4,258,525	100,769
	HONG KONG, CHINA	4,982.12	673,442	30,890,785	741,624
	INDIA	1,073.17	48,870	2,241,667	51,373
	INDONESIA	49.09	18,315	840,109	19,084
	IRELAND	0.01	1,148	52,659	1,182
	JAPAN	7,954.21	1,241,205	56,934,073	1,308,566
	MALAYSIA	3,469.00	163,542	7,501,672	173,209
	PEOPLE'S REPUBLIC OF CHINA	14,696.50	1,395,745	64,022,823	1,415,124
	REPUBLIC OF KOREA	12,801.82	1,720,506	78,919,610	1,914,311
	SINGAPORE	516.67	22,973	1,053,772	24,677
	TAIWAN (REP. OF CHINA)	108.04	33,340	1,529,306	34,987
	THAILAND	234.39	83,810	3,844,365	88,532
	UK OF GREAT BRITAIN AND N. IRELAND	0.84	973	44,632	1,066
	UNITED STATES OF AMERICA	46.43	14,195	651,125	14,872
	VIETNAM	1,927.35	368,711	16,912,774	418,345
900220	Filters, mounted	71,711.44	2,433,731	111,635,240	2,533,455
	BELGIUM	1.79	305	13,990	313
	FRANCE	2.20	428	19,632	509
	GERMANY	12.20	6,361	291,779	6,775
	HONG KONG, CHINA	43,065.63	249,437	11,441,675	264,646
	JAPAN	1,297.76	290,653	13,332,254	307,530
	MALAYSIA	3,850.81	129,001	5,917,276	137,471
	MYANMAR, UNION OF (BURMA)	894.51	8,235	377,739	9,126
	PEOPLE'S REPUBLIC OF CHINA	5,949.48	1,261,480	57,864,088	1,300,670
	REPUBLIC OF KOREA	34.36	47,997	2,201,622	49,953
	SINGAPORE	308.28	95,889	4,398,428	98,888
	SPAIN	8.71	296	13,578	333
	TAIWAN (REP. OF CHINA)	15,801.49	174,144	7,987,985	179,265
	UK OF GREAT BRITAIN AND N. IRELAND	13.78	5,702	261,551	5,939
	UNITED STATES OF AMERICA	431.10	136,634	6,267,401	143,105
	VIETNAM	39.34	27,169	1,246,242	28,932
900290	Mounted optical elements, n.e.s.	114,733.72	12,146,076	557,140,508	12,929,441

TABLE 8 - Continued

PSC CODE	COMMODITY AND COUNTRY OF ORIGIN	GROSS WEIGHT (GK)	FOB VALUE		CIF
			DOLLARS	PESOS	DOLLARS
	AUSTRALIA	228.06	43,698	2,004,428	43,789
	FRANCE	6,090.03	179,940	8,253,847	186,081
	GERMANY	313.87	39,426	1,808,471	40,481
	HONG KONG, CHINA	18,427.04	6,903,794	316,677,031	7,391,342
	INDIA	2,174.91	3,573	163,894	3,732
	ISRAEL	0.83	2,743	125,821	2,931
	ITALY	21.38	415	19,036	429
	JAPAN	12,315.14	1,620,350	74,325,455	1,740,883
	MALAYSIA	45.03	899	41,238	1,003
	MYANMAR, UNION OF (BURMA)	1,408.03	12,962	594,567	14,364
	NEW ZEALAND	8.88	2,771	127,106	2,882
	PAKISTAN, ISLAMIC REP. OF	16.57	164	7,523	185
	PEOPLE'S REPUBLIC OF CHINA	26,331.67	782,001	35,870,386	817,251
	PORTUGAL	0.89	1,264	57,980	1,300
	REPUBLIC OF KOREA	7,269.93	819,865	37,607,208	867,273
	SINGAPORE	448.97	320,015	14,679,088	343,898
	SWITZERLAND	1.94	213	9,770	232
	TAIWAN (REP. OF CHINA)	990.15	156,195	7,164,664	157,012
	THAILAND	1,868.71	714,144	32,757,785	740,270
	UK OF GREAT BRITAIN AND N. IRELAND	1.61	3,399	155,912	3,495
	UNITED STATES OF AMERICA	33,666.40	273,927	12,565,031	289,796
	VIETNAM	3,103.68	264,318	12,124,267	280,812
9003	Frames and mountings for spectacles, goggles or the like, and parts thereof.	162,612.09	6,323,610	290,063,993	6,656,749
900311	Frames and mountings for spectacles, goggles or the like, of plastics	15,901.97	323,294	14,829,496	338,103
	FRANCE	43.41	6,734	308,889	7,444
	HONG KONG, CHINA	1,795.10	20,857	956,711	21,487
	ITALY	3.99	1,353	62,062	1,391
	JAPAN	1,311.85	45,828	2,102,130	47,940
	MALAYSIA	54.12	668	30,641	725
	PEOPLE'S REPUBLIC OF CHINA	10,899.21	207,617	9,523,392	216,546
	REPUBLIC OF KOREA	434.98	31,805	1,458,895	33,611
	SINGAPORE	766.28	4,455	204,351	4,752
	SWEDEN	1.67	85	3,899	88
	TAIWAN (REP. OF CHINA)	27.85	1,175	53,897	1,314
	UNITED STATES OF AMERICA	563.51	2,717	124,629	2,805
900319	Frames and mountings for spectacles, goggles or the like, of other materials	61,675.71	2,972,863	136,365,226	3,077,089
	AUSTRALIA	3.67	193	8,853	219
	AUSTRIA	130.73	36,736	1,685,080	36,769
	CZECH REPUBLIC (CZECHOSLOVAKIA)	3.16	1,057	48,485	1,060
	DENMARK	4,688.86	2,051,109	94,084,370	2,125,264
	FRANCE	132.60	31,209	1,431,557	31,616
	HONG KONG, CHINA	15,638.29	610,285	27,993,773	628,454
	INDIA	24.54	4,026	184,673	4,226
	ITALY	562.38	2,948	135,225	3,080
	JAPAN	2,806.58	37,277	1,709,896	39,331
	MALAYSIA	21.09	1,733	79,493	1,749
	PEOPLE'S REPUBLIC OF CHINA	31,690.30	128,674	5,902,276	134,569
	REPUBLIC OF KOREA	286.35	19,471	893,135	20,297
	SINGAPORE	5,580.00	9,792	449,159	9,871
	SPAIN	1.67	15,881	728,461	16,967
	TAIWAN (REP. OF CHINA)	18.83	1,275	58,484	1,425
	UNITED STATES OF AMERICA	86.66	21,197	972,306	22,192
900390	Parts of frames and mountings for spectacles, goggles or the like	85,034.41	3,027,453	138,869,271	3,241,557

TABLE 8 - Continued

PSCC CODE	COMMODITY AND COUNTRY OF ORIGIN	GROSS WEIGHT (GK)	FOB VALUE		CIF
			DOLLARS	PESOS	DOLLARS
	AUSTRALIA	1.16	107	4,908	111
	CANADA	43.41	1,472	67,521	1,823
	DENMARK	2,730.74	958,714	43,976,211	993,903
	GERMANY	0.62	50	2,294	59
	HONG KONG, CHINA	12,621.27	439,542	20,161,792	489,608
	INDIA	76.54	7,907	362,694	8,124
	JAPAN	49.65	31,291	1,435,318	32,552
	MALAYSIA	11,602.23	585,194	26,842,849	637,544
	NORWAY	21.96	217	9,954	237
	PEOPLE'S REPUBLIC OF CHINA	24,229.96	451,446	20,707,828	495,658
	REPUBLIC OF KOREA	3,059.62	59,903	2,747,751	63,273
	SINGAPORE	23,395.33	339,856	15,589,195	360,269
	TAIWAN (REP. OF CHINA)	6,853.30	112,186	5,145,972	117,439
	THAILAND	161.33	2,528	115,959	2,618
	UK OF GREAT BRITAIN AND N. IRELAND	4.43	1,241	56,925	1,276
	UNITED STATES OF AMERICA	182.86	35,799	1,642,100	37,063
9004	Spectacles, goggles and the like, corrective, protective or other.	2,432,970.93	7,310,424	335,329,150	7,752,068
900410	Sunglasses	1,565,130.25	4,347,734	199,430,559	4,575,400
	AUSTRALIA	156.14	4,545	208,479	4,571
	BELGIUM	3.45	1,916	87,887	1,993
	CZECH REPUBLIC (CZECHOSLOVAKIA)	4.90	1,942	89,080	1,970
	DENMARK	50.17	42,466	1,947,915	42,583
	FRANCE	237.07	9,686	444,297	10,167
	GERMANY	58.65	13,804	633,189	14,250
	HONG KONG, CHINA	71,115.19	1,962,150	90,003,821	2,021,490
	INDONESIA	1,155.10	12,280	563,284	12,841
	ITALY	1,110.43	369,701	16,958,185	384,371
	JAPAN	1,077.39	6,900	316,503	7,318
	LUXEMBOURG	11.09	4,759	218,295	4,893
	MALAYSIA	20.09	1,977	90,685	2,210
	MOROCCO	3.16	110	5,046	113
	PEOPLE'S REPUBLIC OF CHINA	1,461,216.13	1,432,476	65,707,674	1,548,527
	POLAND	3.48	1,257	57,659	1,361
	PORTUGAL	347.21	1,953	89,584	2,592
	REPUBLIC OF KOREA	153.00	221	10,137	236
	SINGAPORE	6,862.53	165,456	7,589,467	176,358
	SPAIN	3,200.91	81,994	3,761,065	85,600
	TAIWAN (REP. OF CHINA)	8,553.44	64,528	2,959,899	64,991
	THAILAND	995.45	4,288	196,691	4,488
	UK OF GREAT BRITAIN AND N. IRELAND	6.33	3,713	170,315	3,725
	UNITED STATES OF AMERICA	8,788.94	159,612	7,321,402	178,752
900490	Spectacles, goggles and the like, corrective, protective or other	867,840.68	2,962,690	135,898,591	3,176,668
	AUSTRALIA	1,014.54	36,898	1,692,511	41,065
	CANADA	25.73	993	45,549	1,261
	CHILE	439.41	133	6,101	137
	DENMARK	725.21	13,833	634,520	14,081
	FRANCE	13.60	171	7,844	212
	GERMANY	1,379.80	13,402	614,750	14,161
	HONG KONG, CHINA	38,456.92	161,776	7,420,664	171,678
	INDIA	146.30	10,622	487,231	10,944
	ITALY	23.24	335	15,366	362
	JAPAN	4,459.67	66,087	3,031,410	71,770
	MALAYSIA	2,448.95	48,516	2,225,429	51,275
	MEXICO	1,884.03	977	44,815	1,132
	NEW ZEALAND	5.37	453	20,779	469
	NORWAY	8.71	365	16,743	376
	PEOPLE'S REPUBLIC OF CHINA	776,190.09	2,152,840	98,750,772	2,309,395
	REPUBLIC OF KOREA	116.22	4,274	196,048	4,562
	SAUDI ARABIA	52.27	226	10,367	269
	SINGAPORE	11,594.56	185,660	8,516,224	196,542
	SPAIN	41.86	130	5,963	137

TABLE 8 - Continued

PSCC CODE	COMMODITY AND COUNTRY OF ORIGIN	GROSS WEIGHT (GK)	FOB VALUE		CIF DOLLARS
			DOLLARS	PESOS	
	SWEDEN	4.61	243	11,146	253
	SWITZERLAND	5.62	93	4,266	119
	TAIWAN (REP. OF CHINA)	20,973.76	96,123	4,409,163	100,932
	THAILAND	545.75	15,262	700,068	15,831
	TURKEY	6.65	331	15,183	353
	UK OF GREAT BRITAIN AND N. IRELAND	516.49	12,961	594,521	15,187
	UNITED ARAB EMIRATES, N.E.S.	8.18	134	6,147	142
	UNITED STATES OF AMERICA	6,633.90	138,879	6,370,379	152,676
	VIETNAM	63.54	940	43,118	1,312
	VIRGIN ISLANDS (BRITISH)	55.70	33	1,514	35
9005	Binoculars, monoculars, other optical telescopes, and mountings therefor; other astronomical instruments and mountings therefor, but not including instruments for radio-astronomy.	55,859.87	2,081,274	95,468,038	2,267,580
900510	Binoculars	12,346.66	900,089	41,287,083	992,095
	HONG KONG, CHINA	7,338.87	758,582	34,796,156	838,260
	ITALY	171.68	5,624	257,973	6,752
	JAPAN	1,070.28	22,322	1,023,910	23,576
	NETHERLANDS	20.87	233	10,688	255
	PEOPLE'S REPUBLIC OF CHINA	1,192.61	11,395	522,689	12,470
	PORTUGAL	15.08	8,508	390,262	8,748
	SINGAPORE	36.73	1,469	67,383	1,722
	SPAIN	1.59	50	2,294	58
	TAIWAN (REP. OF CHINA)	1,566.23	22,844	1,047,854	24,401
	UNITED STATES OF AMERICA	932.72	69,062	3,167,874	75,853
900580	Other optical instruments	3,187.68	40,863	1,874,386	42,981
	JAPAN	35.70	42	1,927	45
	PEOPLE'S REPUBLIC OF CHINA	3,133.34	22,534	1,033,635	23,982
	PORTUGAL	0.89	3,935	180,498	4,046
	THAILAND	8.35	668	30,641	755
	UNITED STATES OF AMERICA	9.40	13,684	627,685	14,153
900590	Parts and accessories (including mountings) of heading No. 90.05	40,325.53	1,140,322	52,306,569	1,232,504
	GERMANY	167.48	2,344	107,519	2,409
	HONG KONG, CHINA	3,292.82	68,643	3,148,654	77,815
	INDONESIA	1,224.38	138,472	6,351,711	149,284
	JAPAN	3,353.47	155,621	7,138,335	174,673
	PEOPLE'S REPUBLIC OF CHINA	30,428.40	616,351	28,272,020	659,490
	REPUBLIC OF KOREA	152.23	1,107	50,778	1,218
	SINGAPORE	117.93	21,270	975,655	21,449
	TAIWAN (REP. OF CHINA)	1,402.17	35,774	1,640,953	39,751
	THAILAND	5.94	1,567	71,878	1,688
	UNITED STATES OF AMERICA	180.71	99,173	4,549,066	104,727
9006	Photographic (other than cinematographic) cameras; photographic flashlight apparatus and flashbulbs other than discharge lamps of heading 85.39.	192,125.58	6,115,645	280,524,632	6,453,211
900610	Cameras of a kind used for preparing printing plates or cylinders	4,926.66	197,860	9,075,839	215,111
	GERMANY	26.09	14,189	650,849	14,899
	HONG KONG, CHINA	3,793.99	89,559	4,108,071	101,775
	INDONESIA	31.65	12,721	583,512	13,592
	JAPAN	171.73	35,393	1,623,477	36,743
	MALAYSIA	8.85	4,488	205,865	4,866
	PEOPLE'S REPUBLIC OF CHINA	838.73	17,665	810,294	18,216
	REPUBLIC OF KOREA	2.53	1,497	68,667	1,583
	SINGAPORE	7.33	13,257	608,099	13,590
	SLOVAK REPUBLIC (SLOVAKIA)	0.01	46	2,110	117
	SWEDEN	14.51	324	14,862	431
	THAILAND	0.83	1,288	59,081	1,330
	UNITED STATES OF AMERICA	30.41	7,433	340,952	7,969
900620	Cameras of a kind used for recording documents on microfilm, microfiche or other microforms	8,239.04	454,505	20,848,144	457,403
	AUSTRALIA	921.57	340	15,596	380

TABLE 8 - Continued

PSCC CODE	COMMODITY AND COUNTRY OF ORIGIN	GROSS WEIGHT (GK)	FOB VALUE		CIF DOLLARS
			DOLLARS	PESOS	
	AUSTRIA	0.42	138	6,330	138
	ESTONIA	2.41	730	33,485	898
	GERMANY	0.83	278	12,752	301
	HONG KONG, CHINA	2,824.22	63,907	2,931,414	65,203
	JAPAN	1,054.43	196,431	9,010,290	197,610
	MALAYSIA	9.57	782	35,870	782
	PEOPLE'S REPUBLIC OF CHINA	3,372.80	808	37,063	896
	SINGAPORE	12.03	667	30,595	771
	TAIWAN (REP. OF CHINA)	40.76	190,424	8,734,749	190,424
900630	Cameras specially designed for underwater use, for aerial survey or for medical or surgical examination of internal organs; comparison cameras for forensic or criminological purposes	250.17	35,201	1,614,670	36,544
	CANADA	87.47	16,126	739,700	16,580
	ITALY	36.65	4,206	192,929	4,493
	SINGAPORE	15.92	7,301	334,897	7,792
	UK OF GREAT BRITAIN AND N. IRELAND	7.18	187	8,578	199
	UNITED STATES OF AMERICA	102.95	7,381	338,566	7,480
900640	Instant print cameras	21,614.68	1,332,747	61,133,105	1,429,851
	HONG KONG, CHINA	259.55	52,545	2,410,239	59,314
	JAPAN	3,419.93	10,441	478,929	11,089
	PEOPLE'S REPUBLIC OF CHINA	9,560.54	687,431	31,532,460	741,538
	THAILAND	8,354.09	581,458	26,671,478	617,002
	UNITED STATES OF AMERICA	20.57	872	39,999	908
900651	Cameras with through-the-lens viewfinder (single lens reflex SLR), for roll film of a width not exceeding 35 mm	223.53	35,501	1,628,430	37,848
	AUSTRALIA	18.71	1,428	65,502	1,468
	FRANCE	0.34	100	4,587	110
	SINGAPORE	12.48	4,245	194,718	4,466
	VIETNAM	192.00	29,728	1,363,623	31,804
900653	Cameras for roll film of a width of 35 mm	15,496.29	120,149	5,511,234	128,369
	NETHERLANDS	9,566.25	77,736	3,565,750	83,054
	PEOPLE'S REPUBLIC OF CHINA	5,930.04	42,413	1,945,484	45,315
900659	Othe cameras, n.e.s	18,003.37	853,845	39,165,870	877,539
	AUSTRALIA	1,816.33	867	39,769	926
	ESTONIA	10.26	3,818	175,132	4,194
	FRANCE	97.90	7,141	327,558	7,434
	HONG KONG, CHINA	4,791.11	19,069	874,695	19,886
	ISRAEL	768.01	113,305	5,197,300	115,299
	JAPAN	570.19	48,585	2,228,594	48,665
	MALAYSIA	1.70	8,427	386,546	8,675
	PEOPLE'S REPUBLIC OF CHINA	5,645.63	170,307	7,811,982	183,599
	SINGAPORE	3,494.69	270,871	12,424,853	270,953
	SWEDEN	12.16	50,309	2,307,674	51,692
	TAIWAN (REP. OF CHINA)	67.73	6,052	277,605	6,224
	THAILAND	201.64	11,740	538,514	13,056
	UNITED STATES OF AMERICA	526.02	143,354	6,575,648	146,936
900661	Discharge lamps ("electronic") flashlight apparatus	2,436.87	113,022	5,184,320	120,028
	DENMARK	9.58	378	17,339	425
	HONG KONG, CHINA	137.53	19,879	911,850	21,247
	NETHERLANDS	0.16	63	2,890	65
	PEOPLE'S REPUBLIC OF CHINA	729.36	14,164	649,703	14,823
	REPUBLIC OF KOREA	1,457.57	71,056	3,259,339	74,298
	SWITZERLAND	102.67	7,482	343,199	9,170
900662	Flashbulbs, flashcubes and the like	2,848.68	64,786	2,971,733	69,254
	HONG KONG, CHINA	19.93	40,362	1,851,405	44,460
	NETHERLANDS	8.37	1,802	82,658	1,925
	PEOPLE'S REPUBLIC OF CHINA	2,813.89	20,582	944,096	20,693
	REPUBLIC OF KOREA	2.07	935	42,888	998
	SINGAPORE	4.42	1,105	50,686	1,178

TABLE 8 - Continued

PSCC CODE	COMMODITY AND COUNTRY OF ORIGIN	GROSS WEIGHT (GK)	FOB VALUE		CIF DOLLARS
			DOLLARS	PESOS	
900669	Other photographic flashlights and apparatus and flashbulbs	113.10	2,767	126,922	3,059
	ITALY	9.57	2,069	94,905	2,295
	JAPAN	0.76	320	14,678	345
	PEOPLE'S REPUBLIC OF CHINA	102.77	378	17,339	419
900691	Parts and accessories for cameras	96,287.85	1,964,407	90,107,347	2,069,183
	AUSTRALIA	15.03	4,620	211,919	4,650
	GERMANY	450.77	3,566	163,572	3,785
	HONG KONG, CHINA	7,514.06	199,661	9,158,450	213,926
	ISRAEL	0.05	37	1,697	44
	ITALY	1,449.28	10,919	500,855	11,453
	JAPAN	1,943.31	281,375	12,906,671	295,707
	MALAYSIA	8.25	175	8,027	190
	PEOPLE'S REPUBLIC OF CHINA	78,816.26	1,348,025	61,833,907	1,417,791
	REPUBLIC OF KOREA	3,303.17	4,579	210,039	4,801
	SINGAPORE	337.32	51,819	2,376,937	55,414
	TAIWAN (REP. OF CHINA)	16.72	1,397	64,080	1,490
	THAILAND	104.80	31,629	1,450,822	32,060
	UK OF GREAT BRITAIN AND N. IRELAND	7.66	332	15,229	355
	UNITED STATES OF AMERICA	2,282.89	25,136	1,152,988	26,321
	VIETNAM	38.28	1,137	52,154	1,196
900699	Parts and accessories for the photographic flashlight apparatus, n.e.s	21,685.34	940,855	43,157,018	1,009,022
	GERMANY	61.98	14,509	665,528	14,993
	HONG KONG, CHINA	315.12	113,130	5,189,273	120,019
	ISRAEL	45.24	6,578	301,733	6,672
	ITALY	982.31	5,335	244,716	6,318
	JAPAN	984.63	241,783	11,090,586	284,662
	MALAYSIA	22.32	3,502	160,637	3,561
	NETHERLANDS	1.08	122	5,596	130
	PEOPLE'S REPUBLIC OF CHINA	16,962.76	100,003	4,587,138	105,747
	REPUBLIC OF KOREA	1,066.14	290,060	13,305,052	294,963
	SINGAPORE	110.27	16,451	754,607	17,885
	TAIWAN (REP. OF CHINA)	204.90	4,477	205,360	4,783
	THAILAND	44.46	531	24,357	577
	UNITED STATES OF AMERICA	869.90	120,559	5,530,041	123,525
	VIETNAM	14.23	23,815	1,092,394	25,187
9007	Cinematographic cameras and projectors, whether or not incorporating sound recording or reproducing apparatus.	49,074.13	2,268,364	104,049,855	2,374,820
900711	Cinematographic cameras, for film or less than 16 mm or for double- 8 mm film	7,138.76	88,407	4,055,229	92,114
	BELGIUM	5.79	514	23,577	575
	GERMANY	4.60	10,109	463,700	10,242
	JAPAN	79.24	1,053	48,301	1,250
	PEOPLE'S REPUBLIC OF CHINA	4,280.23	42,868	1,966,355	44,608
	TAIWAN (REP. OF CHINA)	254.78	8,122	372,556	8,892
	UNITED STATES OF AMERICA	2,514.12	25,741	1,180,740	26,547
900719	Other cinematographic cameras	2,567.17	22,986	1,054,367	24,479
	PEOPLE'S REPUBLIC OF CHINA	8.07	5,227	239,762	5,576
	SINGAPORE	2,559.10	17,759	814,605	18,903
900720	Cinematographic projectors, whether or not incorporating sound recording or reproducing apparatus	19,485.62	1,451,848	66,596,269	1,503,505
	CANADA	720.04	164,094	7,526,992	164,326
	HONG KONG, CHINA	146.29	123	5,642	130
	JAPAN	1,391.59	26,866	1,232,343	30,805
	MALAYSIA	8.70	887	40,687	911
	PEOPLE'S REPUBLIC OF CHINA	8,284.80	841,481	38,598,734	870,725
	REPUBLIC OF KOREA	28.49	2,431	111,510	2,438
	SINGAPORE	8,837.45	407,809	18,706,199	425,464
	TAIWAN (REP. OF CHINA)	55.77	4,039	185,269	4,306
	UNITED STATES OF AMERICA	12.49	4,118	188,893	4,400
900791	Parts and accessories of cinematographic cameras	4,739.27	262,129	12,023,856	279,053

TABLE 8 - *Continued*

PSCC CODE	COMMODITY AND COUNTRY OF ORIGIN	GROSS WEIGHT (GK)	FOB VALUE		CIF
			DOLLARS	PESOS	DOLLARS
	COSTA RICA	134.00	38,393	1,761,087	40,379
	GERMANY	50.85	14,098	646,675	14,846
	HONG KONG, CHINA	498.19	216	9,908	250
	INDIA	30.89	1,193	54,723	1,263
	ITALY	56.42	5,844	268,064	5,861
	JAPAN	697.85	125,948	5,777,235	135,984
	MALAYSIA	7.83	4,195	192,425	4,803
	PEOPLE'S REPUBLIC OF CHINA	539.03	47,512	2,179,375	49,618
	SINGAPORE	2,452.79	21,281	976,159	22,518
	THAILAND	0.83	1,330	61,007	1,373
	UNITED STATES OF AMERICA	267.68	1,582	72,566	1,621
	VIETNAM	2.91	537	24,632	537
900792	Parts and accessories of cinematographic projectors	15,143.31	442,994	20,320,134	475,669
	CANADA	2.94	583	26,742	604
	GERMANY	29.23	1,068	48,989	1,222
	HONG KONG, CHINA	11,128.41	108,891	4,994,830	121,987
	INDIA	355.70	5,032	230,818	5,770
	JAPAN	29.19	3,148	144,399	3,469
	PEOPLE'S REPUBLIC OF CHINA	482.84	5,500	252,285	5,825
	REPUBLIC OF KOREA	50.26	11,727	537,917	13,350
	SINGAPORE	136.33	46,808	2,147,083	47,292
	TAIWAN (REP. OF CHINA)	1,622.88	8,722	400,078	9,529
	THAILAND	440.52	3,288	150,821	3,861
	UNITED STATES OF AMERICA	865.01	248,227	11,386,172	262,760
9008	Image projectors, other than cinematographic; photographic (other than cinematographic) enlargers and reducers.	47,922.31	946,918	43,435,130	979,439
900810	Slide projectors	37,545.30	92,552	4,245,361	99,129
	GERMANY	615.75	29,800	1,366,926	32,239
	INDIA	65.54	1,214	55,686	1,296
	JAPAN	8.59	215	9,862	215
	PEOPLE'S REPUBLIC OF CHINA	35,874.37	46,242	2,121,121	49,598
	TAIWAN (REP. OF CHINA)	883.09	2,294	105,226	2,296
	UNITED STATES OF AMERICA	97.96	12,787	586,540	13,485
900820	Microfilm, microfiche or other microform readers, whether or not capable of producing copies	601.13	2,716	124,583	2,716
	JAPAN	601.13	2,716	124,583	2,716
900830	Other image projectors, n.e.s.	5,815.38	361,307	16,573,152	363,693
	PEOPLE'S REPUBLIC OF CHINA	5,751.04	357,740	16,409,534	359,504
	SWITZERLAND	0.62	1,347	61,787	1,402
	UNITED STATES OF AMERICA	63.72	2,220	101,831	2,787
900840	Photographic (other than cinematographic) enlargers and reducers	429.37	83,143	3,813,770	88,154
	HONG KONG, CHINA	326.65	78,772	3,613,272	83,682
	JAPAN	0.98	132	6,055	136
	PEOPLE'S REPUBLIC OF CHINA	101.74	4,239	194,443	4,336
900890	Parts and accessories of image projectors, other than cinematographic; photographic enlargers and reducers	3,531.13	407,200	18,678,264	425,747
	AUSTRALIA	1,109.30	4,716	216,323	4,982
	GERMANY	131.80	6,379	292,605	6,901
	HONG KONG, CHINA	0.87	23,737	1,088,816	27,011
	INDIA	23.47	364	16,697	415
	JAPAN	77.69	264,522	12,133,624	265,051
	PEOPLE'S REPUBLIC OF CHINA	208.77	6,965	319,484	7,886
	REPUBLIC OF KOREA	1,633.50	84,104	3,857,851	96,172
	SINGAPORE	311.92	8,513	390,491	8,808
	UNITED STATES OF AMERICA	33.81	7,900	362,373	8,521
9009	Photocopying apparatus incorporating an optical system or of the contact type and thermo-copying apparatus.	1,217,283.15	25,522,048	1,170,696,340	26,651,447

TABLE 8 - Continued

PSCC CODE	COMMODITY AND COUNTRY OF ORIGIN	GROSS WEIGHT (GK)	FOB VALUE		CIF
			DOLLARS	PESOS	DOLLARS
900911	Electrostatic photo-copying apparatus, operating by reproducing the original image directly onto the copy (direct process)	114,797.28	870,469	39,928,411	897,342
	AUSTRALIA	4,249.81	4,218	193,480	4,333
	GERMANY	8,869.23	11,530	528,881	11,856
	HONG KONG, CHINA	5,659.58	92,390	4,237,929	93,047
	ITALY	9,985.83	10,827	496,634	11,568
	JAPAN	18,829.10	67,524	3,097,325	71,261
	NEW ZEALAND	11,529.14	15,520	711,902	15,958
	PEOPLE'S REPUBLIC OF CHINA	13,310.53	15,629	716,902	15,666
	SINGAPORE	26,917.66	590,393	27,081,327	607,166
	UK OF GREAT BRITAIN AND N. IRELAND	14,973.21	22,261	1,021,112	25,229
	UNITED STATES OF AMERICA	418.18	38,580	1,769,665	39,616
	VIETNAM	55.01	1,597	73,254	1,642
900912	Electrostatic photo-copying apparatus, operating by reproducing the original image via an intermediate onto the copy (indirect process)	885,505.27	15,862,347	727,605,857	16,458,465
	ANDORRA	1,763.51	3,729	171,049	3,881
	AUSTRALIA	31.48	10,785	494,708	11,938
	BELGIUM	22,614.72	346,320	15,885,698	346,969
	CANADA	35,854.15	62,838	2,882,380	69,581
	DENMARK	14.97	830	38,072	953
	FRANCE	4.36	150	6,881	186
	GERMANY	2,421.90	286,571	13,145,012	287,470
	GREECE	282.80	16,211	743,599	17,645
	HONG KONG, CHINA	126,105.31	2,710,193	124,316,553	2,804,342
	INDIA	6,148.73	6,596	302,559	6,596
	INDONESIA	921.44	11,976	549,339	12,314
	ISRAEL	5,428.96	315,721	14,482,122	320,371
	ITALY	51,880.86	74,531	3,418,737	82,074
	JAPAN	47,360.32	936,074	42,937,715	965,405
	MALAYSIA	3,666.43	101,812	4,670,116	103,672
	PEOPLE'S REPUBLIC OF CHINA	170,004.17	2,571,908	117,973,420	2,650,797
	POLAND	33.06	1,881	86,281	2,057
	REPUBLIC OF KOREA	27,343.26	79,422	3,643,088	82,852
	SINGAPORE	228,809.50	4,925,080	225,913,419	5,149,429
	SPAIN	31,132.19	56,431	2,588,490	58,909
	SWEDEN	11,047.22	34,375	1,576,781	39,315
	SWITZERLAND	82.84	3,718	170,545	4,465
	TAIWAN (REP. OF CHINA)	8,302.02	181,599	8,329,946	188,329
	THAILAND	49,440.40	1,074,717	49,297,269	1,112,529
	UK OF GREAT BRITAIN AND N. IRELAND	11,717.51	1,605,038	73,623,093	1,674,864
	UNITED ARAB EMIRATES, N.E.S.	4,275.30	18,221	835,797	18,980
	UNITED STATES OF AMERICA	37,177.13	397,394	18,228,462	413,817
	VIETNAM	1,640.73	28,226	1,294,726	28,725
900921	Non-electrostatic photo-copying apparatus, incorporating an optical system	6,626.69	36,886	1,691,961	38,160
	HONG KONG, CHINA	262.80	5,823	267,101	5,993
	ITALY	11.42	10,157	465,902	10,379
	SINGAPORE	6,352.47	20,906	958,958	21,788
900991	Parts and accessories of automatic document feeders	4,771.26	145,546	6,676,195	169,621
	HONG KONG, CHINA	2,139.32	75,879	3,480,570	81,414
	JAPAN	244.46	26,925	1,235,050	28,636
	MALAYSIA	5.84	6,115	280,495	6,995
	PEOPLE'S REPUBLIC OF CHINA	553.59	2,761	126,647	2,875
	POLAND	310.87	436	19,999	454
	SINGAPORE	1,504.73	32,807	1,504,857	48,490
	UNITED STATES OF AMERICA	12.45	623	28,577	757
900992	Parts and accessories of paper feeders	311.45	21,985	1,008,452	22,654
	HONG KONG, CHINA	167.38	20,780	953,179	21,366
	PEOPLE'S REPUBLIC OF CHINA	144.07	1,205	55,273	1,288
900999	Parts and accessories of photocopying apparatus incorporating an optical system or of the contact type and thermo-copying apparatus, n.e.s.	205,271.20	8,584,815	393,785,464	9,065,205

TABLE 8 - Continued

PSCC CODE	COMMODITY AND COUNTRY OF ORIGIN	GROSS WEIGHT (GK)	FOB VALUE		CIF
			DOLLARS	PESOS	DOLLARS
	AUSTRALIA	40.32	1,311	60,136	1,414
	GERMANY	3,413.45	25,150	1,153,631	26,605
	HONG KONG, CHINA	44,254.20	1,470,977	67,473,715	1,554,397
	INDONESIA	175.66	25,666	1,177,299	29,392
	JAPAN	15,201.29	1,324,729	60,765,319	1,410,179
	MALAYSIA	4,575.18	204,280	9,370,324	219,336
	PEOPLE'S REPUBLIC OF CHINA	63,849.37	2,530,882	116,091,557	2,667,655
	POLAND	2.25	14,169	649,932	14,580
	REPUBLIC OF KOREA	48.45	358	16,421	414
	SINGAPORE	63,636.86	2,165,157	99,315,752	2,226,512
	SPAIN	3,696.04	8,240	377,969	9,652
	TAIWAN (REP. OF CHINA)	9.98	2,745	125,913	2,869
	THAILAND	3,687.10	282,463	12,956,578	296,093
	UNITED STATES OF AMERICA	82.82	5,014	229,992	5,284
	VIETNAM	2,598.23	523,674	24,020,926	600,823
9010	Apparatus and equipment for photographic (including cinematographic) laboratories (including apparatus for the projection or drawing of circuit patterns on sensitised semi-conductor materials), not specified or included elsewhere in this Chapter; negatoscopes; projection screens.	730,115.26	8,134,235	373,117,362	8,717,368
901010	Apparatus and equipment for automatically developing photographic graphic (including cinematographic) film or paper in rolls or for automatically exposing developed film to rolls of photographic paper	26,022.26	311,159	14,272,863	324,143
	BELGIUM	158.25	8,329	382,051	8,899
	BOSNIA AND HERZEGOVINA	136.11	2,347	107,657	2,718
	DEMOCRATIC PEOPLE'S REP. OF KOREA	367.38	10,654	488,699	10,659
	GERMANY	597.95	34,149	1,566,414	35,001
	HONG KONG, CHINA	912.19	8,661	397,280	8,675
	JAPAN	0.47	821	37,659	875
	MALAYSIA	6,155.38	9,211	422,509	9,841
	PEOPLE'S REPUBLIC OF CHINA	10,615.31	152,824	7,010,037	160,448
	REPUBLIC OF KOREA	4,977.48	51,576	2,365,791	52,406
	SINGAPORE	2,075.08	30,987	1,421,374	32,975
	UNITED STATES OF AMERICA	25.80	1,563	71,695	1,607
	VIETNAM	0.86	37	1,697	39
901049	Other apparatus for the projection or drawing of circuit patterns on sensitised semiconductor materials	2.88	1,271	58,302	1,519
	HONG KONG, CHINA	0.42	42	1,927	103
	PEOPLE'S REPUBLIC OF CHINA	0.84	42	1,927	45
	SWITZERLAND	0.79	309	14,174	366
	UNITED STATES OF AMERICA	0.83	878	40,274	1,005
901050	Other apparatus and equipment for photographic (including cinematographic) laboratories; negatoscopes	8,539.69	425,471	19,516,355	448,024
	BELGIUM	163.82	22,923	1,051,478	23,525
	GERMANY	42.86	1,993	91,419	2,048
	HONG KONG, CHINA	310.11	614	28,164	646
	JAPAN	5,469.63	94,073	4,315,129	97,096
	MALAYSIA	62.50	155	7,110	166
	PEOPLE'S REPUBLIC OF CHINA	963.42	15,685	719,471	17,115
	SINGAPORE	280.79	16,564	759,791	18,639
	UNITED STATES OF AMERICA	5.83	429	19,678	459
	VIETNAM	1,240.73	273,035	12,524,115	288,330
901060	Projection screens	657,528.90	1,731,458	79,421,980	1,832,591
	CZECH REPUBLIC (CZECHOSLOVAKIA)	458.46	248,648	11,405,484	288,039
	HONG KONG, CHINA	19,926.24	39,976	1,833,699	41,722
	INDIA	4,852.37	61,632	2,827,060	65,125
	MALAYSIA	1,493.30	40,013	1,835,397	43,993
	PEOPLE'S REPUBLIC OF CHINA	625,802.87	1,240,079	56,882,424	1,282,766
	REPUBLIC OF KOREA	3,148.16	42,182	1,934,888	45,141
	SINGAPORE	19.04	1,180	54,127	1,361
	UNITED STATES OF AMERICA	1,828.46	57,748	2,648,901	64,444
901090	Parts and accessories for apparatus and equipments of heading No. 90.10	38,021.53	5,664,876	259,847,862	6,111,091

TABLE 8 - Continued

PSCC CODE	COMMODITY AND COUNTRY OF ORIGIN	GROSS WEIGHT (GK)	FOB VALUE		CIF DOLLARS
			DOLLARS	PESOS	
	AUSTRALIA	1.78	422	19,357	434
	AUSTRIA	2.19	1,041	47,751	1,071
	CANADA	94.82	41,362	1,897,275	43,010
	GERMANY	805.02	51,463	2,360,607	56,073
	HONG KONG, CHINA	13,761.41	2,250,188	103,216,123	2,477,321
	INDONESIA	1,964.61	365,382	16,760,072	401,141
	JAPAN	5,647.13	867,736	39,803,050	894,282
	MALAYSIA	40.28	4,180	191,737	4,583
	NETHERLANDS	0.89	182	8,348	187
	PEOPLE'S REPUBLIC OF CHINA	100.73	3,026	138,803	3,718
	REPUBLIC OF KOREA	39.00	761	34,907	799
	SINGAPORE	75.40	9,793	449,205	10,199
	TAIWAN (REP. OF CHINA)	148.05	696	31,926	791
	THAILAND	6,049.40	29,225	1,340,551	30,577
	UK OF GREAT BRITAIN AND N. IRELAND	3.33	1,195	54,815	1,277
	UNITED STATES OF AMERICA	588.48	181,982	8,347,514	195,663
	VIETNAM	8,699.01	1,856,242	85,145,821	1,989,965
9011	Compound optical microscopes, including those for microphotography, cinephotomicrography or microprojection.	134,733.13	10,592,327	485,870,040	11,415,104
901110	Stereoscopic microscopes	31,446.94	1,534,563	70,390,405	1,627,334
	GERMANY	505.58	102,909	4,720,436	112,023
	HONG KONG, CHINA	1,128.09	11,365	521,313	12,194
	INDIA	204.13	5,505	252,514	7,007
	ITALY	274.68	21,036	964,922	22,915
	JAPAN	1,300.14	242,372	11,117,604	252,495
	MALAYSIA	1,597.05	170,550	7,823,128	182,972
	NETHERLANDS	17.53	862	39,540	994
	PEOPLE'S REPUBLIC OF CHINA	20,069.67	290,147	13,309,043	307,729
	REPUBLIC OF KOREA	1,693.15	49,171	2,255,474	54,986
	SINGAPORE	888.27	209,454	9,607,655	223,360
	SPAIN	38.49	1,854	85,043	1,865
	SWITZERLAND	80.38	6,047	277,376	6,678
	TAIWAN (REP. OF CHINA)	2,120.20	198,879	9,122,580	208,533
	THAILAND	37.54	3,575	163,985	3,713
	UK OF GREAT BRITAIN AND N. IRELAND	97.09	15,464	709,333	16,101
	UNITED STATES OF AMERICA	1,394.95	205,373	9,420,459	213,769
901120	Other microscopes, for microphotography, cinephotomicrography or microprojection	7,408.07	259,206	11,889,780	271,379
	GERMANY	94.35	5,194	238,249	5,378
	ITALY	544.05	28,212	1,294,084	29,520
	JAPAN	3,721.74	114,910	5,270,922	117,651
	MALAYSIA	86.70	14,915	684,151	17,737
	PEOPLE'S REPUBLIC OF CHINA	2,735.91	60,587	2,779,126	63,969
	SINGAPORE	218.34	32,910	1,509,582	34,481
	TAIWAN (REP. OF CHINA)	3.52	1,436	65,869	1,571
	UNITED STATES OF AMERICA	3.46	1,042	47,797	1,072
901180	Microscopes, n.e.s.	57,504.58	6,975,512	319,966,735	7,555,178
	CZECH REPUBLIC (CZECHOSLOVAKIA)	699.09	108,861	4,993,454	111,853
	GERMANY	1,030.57	168,286	7,719,279	172,940
	HONG KONG, CHINA	633.83	40,928	1,877,367	42,300
	INDIA	1,305.47	19,009	871,943	21,739
	INDONESIA	14.16	1,666	76,419	1,780
	ITALY	687.31	32,554	1,493,252	37,620
	JAPAN	3,747.25	1,353,032	62,063,578	1,412,935
	MALAYSIA	3,833.27	312,890	14,352,264	336,355
	NETHERLANDS	5,832.65	1,890,238	86,705,217	2,160,712
	PEOPLE'S REPUBLIC OF CHINA	18,781.05	402,147	18,446,483	429,247
	REPUBLIC OF KOREA	5,613.20	567,978	26,053,151	629,579
	SINGAPORE	8,781.28	1,029,300	47,213,991	1,072,336
	TAIWAN (REP. OF CHINA)	783.37	13,076	599,796	14,370
	THAILAND	48.82	6,154	282,284	6,422
	UK OF GREAT BRITAIN AND N. IRELAND	58.23	3,998	183,388	4,768
	UNITED STATES OF AMERICA	4,488.02	849,584	38,970,418	919,537
	VIETNAM	1,167.01	175,811	8,064,451	180,685
901190	Parts and accessories of compound optical microscopes	38,373.54	1,823,046	83,623,120	1,961,213

TABLE 8 - Continued

PSCC CODE	COMMODITY AND COUNTRY OF ORIGIN	GROSS WEIGHT (GK)	FOB VALUE		CIF DOLLARS
			DOLLARS	PESOS	
	AUSTRALIA	15.00	60	2,752	118
	GERMANY	2,668.75	203,748	9,345,921	238,044
	HONG KONG, CHINA	732.30	42,346	1,942,411	43,286
	INDIA	4.35	346	15,871	404
	ITALY	301.39	23,909	1,096,706	27,282
	JAPAN	30,399.91	1,073,750	49,252,912	1,141,926
	MALAYSIA	326.02	77,927	3,574,512	85,916
	NETHERLANDS	74.22	13,274	608,878	15,227
	PEOPLE'S REPUBLIC OF CHINA	1,328.31	38,694	1,774,894	39,518
	REPUBLIC OF KOREA	15.68	1,334	61,191	1,377
	SINGAPORE	593.49	155,395	7,127,969	164,569
	SWITZERLAND	62.13	4,675	214,442	5,162
	TAIWAN (REP. OF CHINA)	1,526.16	77,509	3,555,338	80,519
	THAILAND	16.58	1,121	51,420	1,280
	UK OF GREAT BRITAIN AND N. IRELAND	256.71	36,152	1,658,292	38,001
	UNITED STATES OF AMERICA	52.54	72,806	3,339,611	78,584
9012	Microscopes other than optical microscopes; diffraction apparatus.	31,782.37	3,511,280	161,062,416	3,765,771
901210	Microscopes other than optical microscopes; diffraction apparatus	16,916.72	2,346,370	107,627,994	2,521,081
	AUSTRALIA	227.91	5,389	247,193	5,931
	DENMARK	26.91	2,770	127,060	2,778
	GERMANY	3,063.91	645,047	29,588,306	678,894
	HONG KONG, CHINA	1,378.40	268,477	12,315,040	276,298
	INDIA	58.78	1,033	47,384	1,041
	ITALY	49.81	1,071	49,127	1,661
	JAPAN	1,541.58	350,316	16,068,995	373,082
	MALAYSIA	1,661.84	159,596	7,320,669	185,825
	NETHERLANDS	623.94	208,963	9,585,133	238,985
	PEOPLE'S REPUBLIC OF CHINA	3,179.82	97,873	4,489,435	104,157
	REPUBLIC OF KOREA	2,454.30	102,439	4,698,877	107,727
	SINGAPORE	244.03	24,349	1,116,889	28,053
	TAIWAN (REP. OF CHINA)	136.87	9,684	444,205	10,622
	THAILAND	530.47	38,384	1,760,674	45,007
	UK OF GREAT BRITAIN AND N. IRELAND	431.21	118,146	5,419,357	123,320
	UNITED STATES OF AMERICA	1,306.94	312,833	14,349,650	337,700
901290	Parts and accessories of microscopes other than optical microscopes; diffraction apparatus	14,865.65	1,164,910	53,434,422	1,244,690
	CZECH REPUBLIC (CZECHOSLOVAKIA)	62.65	19,579	898,089	20,489
	FRANCE	0.42	556	25,504	556
	HONG KONG, CHINA	207.45	158,587	7,274,386	161,936
	INDIA	18.15	33	1,514	36
	INDONESIA	450.40	48,846	2,240,566	57,368
	ISRAEL	3.65	8,832	405,124	10,276
	JAPAN	2,753.87	408,350	18,731,014	447,665
	MALAYSIA	7,272.96	156,581	7,182,371	162,266
	NETHERLANDS	2.50	8,476	388,794	9,694
	PEOPLE'S REPUBLIC OF CHINA	1,008.32	44,436	2,038,279	47,071
	REPUBLIC OF KOREA	1,394.20	21,177	971,389	21,978
	SINGAPORE	1,267.87	148,983	6,833,850	158,872
	SPAIN	12.53	606	27,797	630
	TAIWAN (REP. OF CHINA)	159.39	25,429	1,166,428	26,988
	THAILAND	3.33	50	2,294	56
	UK OF GREAT BRITAIN AND N. IRELAND	74.91	18,007	825,981	18,784
	UNITED STATES OF AMERICA	173.05	96,382	4,421,042	100,025
9013	Liquid crystal devices not constituting articles provided for more specifically in other headings; lasers, other than laser diodes; other optical appliances and instruments, not specified or included elsewhere in this Chapter.	186,731.20	8,390,581	384,875,951	8,828,732
901310	Telescopic sights for fitting to arms; periscopes; telescopes designed to form parts of machines, appliances, instruments or apparatus of this Chapter or Section XVI	6,588.54	834,800	38,292,275	884,159
	AUSTRALIA	108.12	14,598	669,610	15,394
	GERMANY	1,853.52	38,419	1,762,279	39,539
	JAPAN	982.33	56,743	2,602,801	58,345

TABLE 8 - Continued

PSCC CODE	COMMODITY AND COUNTRY OF ORIGIN	GROSS WEIGHT (GK)	FOB VALUE		CIF DOLLARS
			DOLLARS	PESOS	
	MALAYSIA	1,872.79	55,321	2,537,574	56,881
	PEOPLE'S REPUBLIC OF CHINA	827.79	21,314	977,673	22,794
	REPUBLIC OF KOREA	192.84	5,932	272,101	6,325
	TAIWAN (REP. OF CHINA)	58.25	2,162	99,171	2,256
	UNITED STATES OF AMERICA	692.90	640,311	29,371,066	682,625
901320	Lasers, other than laser diodes	14,252.64	1,500,221	68,815,139	1,609,878
	AUSTRALIA	5.32	2,948	135,225	3,373
	BELGIUM	6.66	1,232	56,512	1,316
	CANADA	1.61	873	40,045	900
	GERMANY	386.91	166,191	7,623,181	170,170
	HONG KONG, CHINA	73.99	63,174	2,897,791	67,396
	ITALY	11,593.46	446,732	20,491,597	477,297
	JAPAN	374.79	140,371	6,438,818	159,874
	MALAYSIA	74.84	26,875	1,232,756	27,774
	NORWAY	42.35	7,807	358,107	8,027
	PEOPLE'S REPUBLIC OF CHINA	77.08	24,930	1,143,539	25,754
	REPUBLIC OF KOREA	279.65	103,896	4,765,710	113,386
	SINGAPORE	32.98	21,216	973,178	22,039
	SWEDEN	13.43	6,532	299,623	6,546
	TAIWAN (REP. OF CHINA)	159.39	50,014	2,294,142	53,429
	UK OF GREAT BRITAIN AND N. IRELAND	154.12	108,642	4,983,409	117,019
	UNITED STATES OF AMERICA	976.06	328,788	15,081,506	355,578
901380	Other devices, appliances and instruments	35,889.90	2,353,986	107,977,338	2,475,437
	AUSTRALIA	6.66	1,249	57,292	1,334
	BELGIUM	22.96	4,932	226,231	5,068
	CAMBODIA (DEMOCRATIC KAMPUCHEA)	20.85	417	19,128	514
	CHRISTMAS ISLAND	4.77	1,538	70,548	1,627
	DENMARK	5.10	2,952	135,408	3,312
	FRANCE	0.23	168	7,706	197
	GERMANY	25.29	6,971	319,760	7,384
	HONG KONG, CHINA	2,481.39	128,030	5,872,736	138,270
	ITALY	69.68	16,569	760,020	17,734
	JAPAN	1,830.77	236,060	10,828,072	264,544
	MALAYSIA	190.56	10,208	468,241	10,781
	PEOPLE'S REPUBLIC OF CHINA	16,540.98	326,537	14,978,252	349,183
	REPUBLIC OF KOREA	422.89	20,145	924,051	21,251
	SINGAPORE	1,789.09	157,630	7,230,489	166,745
	SPAIN	4.17	1,671	76,649	1,786
	SWEDEN	1.67	125	5,734	133
	SWITZERLAND	1.40	390	17,889	411
	TAIWAN (REP. OF CHINA)	11,902.11	1,395,688	64,020,208	1,439,912
	THAILAND	210.46	500	22,935	540
	UK OF GREAT BRITAIN AND N. IRELAND	39.98	1,551	71,144	1,657
	UNITED STATES OF AMERICA	318.89	40,655	1,864,845	43,054
901390	Parts and accessories of liquid crystal devices not constituting articles provided for more specifically in other headings; lasers, other than laser diodes; other optical appliances and instruments, not specified or included elsewhere in this Chapter	130,000.12	3,701,574	169,791,199	3,859,258
	CANADA	3.86	944	43,301	969
	GERMANY	840.58	331,524	15,207,006	348,984
	HONG KONG, CHINA	13,771.16	722,587	33,145,065	755,460
	INDIA	80,529.59	223,302	10,242,863	229,600
	ITALY	317.22	44,918	2,060,389	46,235
	JAPAN	4,625.63	1,183,988	54,309,529	1,239,428
	MALAYSIA	100.12	6,745	309,393	7,132
	NETHERLANDS	0.83	191	8,761	204
	NORWAY	0.13	58	2,660	114
	PEOPLE'S REPUBLIC OF CHINA	5,086.19	41,886	1,921,311	44,153
	REPUBLIC OF KOREA	20,512.32	512,132	23,491,495	524,534
	SINGAPORE	936.59	358,922	16,463,752	375,637
	SLOVENIA	1.67	1,326	60,824	1,413
	SPAIN	1.95	1,486	68,163	1,528
	TAIWAN (REP. OF CHINA)	1,326.92	172,802	7,926,428	178,896
	THAILAND	535.31	3,487	159,949	3,806
	UNITED STATES OF AMERICA	1,410.05	95,276	4,370,310	101,165
9014	Direction finding compasses; other navigational instruments and appliances.	62,109.68	3,659,571	167,864,520	3,837,877

TABLE 8 - Continued

PSCC CODE	COMMODITY AND COUNTRY OF ORIGIN	GROSS WEIGHT (GK)	FOB VALUE		CIF DOLLARS
			DOLLARS	PESOS	
901410	Direction finding compasses	19,609.61	298,317	13,683,799	312,932
	AUSTRALIA	10.12	3,988	182,930	4,156
	FRANCE	2,414.62	19,382	889,052	19,853
	GERMANY	651.14	11,097	509,019	11,410
	HONG KONG, CHINA	2.54	381	17,476	420
	INDIA	1,826.91	32,823	1,505,591	37,106
	ITALY	110.28	5,302	243,203	5,382
	JAPAN	1,297.14	135,522	6,216,394	139,949
	PEOPLE'S REPUBLIC OF CHINA	12,958.88	26,614	1,220,784	27,523
	REPUBLIC OF KOREA	34.81	1,899	87,107	2,161
	SINGAPORE	23.32	17,366	796,578	18,089
	TAIWAN (REP. OF CHINA)	6.79	37	1,697	39
	UK OF GREAT BRITAIN AND N. IRELAND	62.46	29,744	1,364,357	31,779
	UNITED STATES OF AMERICA	210.60	14,162	649,611	15,065
901420	Istruments and appliances for aeronautical or space navigation (other than compasses)	6,735.62	1,165,274	53,451,118	1,217,380
	FRANCE	7.48	16,198	743,002	17,099
	GERMANY	16.88	315,703	14,481,297	323,308
	HONG KONG, CHINA	0.43	292	13,394	306
	ITALY	29.21	2,000	91,740	2,100
	JAPAN	1,760.04	212,348	9,740,403	235,199
	PEOPLE'S REPUBLIC OF CHINA	4,055.71	8,268	379,253	8,707
	SINGAPORE	24.25	41,422	1,900,027	42,670
	SWEDEN	717.83	29,600	1,357,752	35,179
	TAIWAN (REP. OF CHINA)	0.62	174	7,981	182
	UK OF GREAT BRITAIN AND N. IRELAND	19.58	6,567	301,228	6,676
	UNITED STATES OF AMERICA	103.59	532,702	24,435,041	545,954
901480	Navigational instruments and appliances, n.e.s.	21,669.31	1,929,374	88,500,386	2,024,825
	AUSTRALIA	10.73	596	27,339	650
	CANADA	199.62	20,653	947,353	21,132
	GERMANY	37.39	5,027	230,589	5,320
	HONG KONG, CHINA	1,335.81	85,788	3,935,096	89,816
	INDIA	102.43	2,721	124,813	3,004
	ISRAEL	0.68	367	16,834	437
	JAPAN	11,046.40	394,921	18,115,026	413,842
	LITHUANIA	67.87	14,468	663,647	15,311
	MALAYSIA	29.59	10,333	473,975	10,633
	NORWAY	132.64	7,596	348,428	7,925
	PEOPLE'S REPUBLIC OF CHINA	8.29	29	1,330	32
	REPUBLIC OF KOREA	1,763.36	307,036	14,083,741	319,693
	SINGAPORE	216.82	48,896	2,242,859	50,512
	SWEDEN	4,147.78	116,367	5,337,754	136,354
	TAIWAN (REP. OF CHINA)	1,782.08	710,982	32,612,744	736,851
	UK OF GREAT BRITAIN AND N. IRELAND	95.35	58,953	2,704,175	60,552
	UNITED STATES OF AMERICA	692.47	144,641	6,634,683	152,761
901490	Parts and accessories of electrical navigational intruments and appliances	14,095.14	266,606	12,229,217	282,740
	AUSTRALIA	678.97	9,997	458,563	12,702
	CANADA	585.25	3,111	142,702	3,239
	DENMARK	19.20	3,702	169,811	3,803
	FINLAND	3.08	782	35,870	871
	FRANCE	3.41	382	17,522	393
	GERMANY	22.55	16,755	768,552	17,322
	HONG KONG, CHINA	35.05	3,065	140,592	3,278
	JAPAN	435.79	37,735	1,730,904	38,878
	NETHERLANDS	184.51	32,296	1,481,417	34,454
	NORWAY	1.47	2,057	94,355	2,126
	PEOPLE'S REPUBLIC OF CHINA	8,376.63	70,773	3,246,357	75,577
	REPUBLIC OF KOREA	13.54	825	37,843	854
	SINGAPORE	3,637.29	48,138	2,208,090	50,387
	SWITZERLAND	0.43	133	6,101	138
	TAIWAN (REP. OF CHINA)	13.53	5,921	271,596	5,935
	UK OF GREAT BRITAIN AND N. IRELAND	52.74	2,552	117,060	2,622
	UNITED STATES OF AMERICA	31.70	28,382	1,301,882	30,161

TABLE 8 - Continued

PSCC CODE	COMMODITY AND COUNTRY OF ORIGIN	GROSS WEIGHT (GK)	FOB VALUE		CIF DOLLARS
			DOLLARS	PESOS	
9015	Surveying (including photogrammetrical surveying), hydrographic, oceanographic, hydrological, meteorological or geophysical instruments and appliances, excluding compasses; rangefinders.	117,498.76	8,847,852	405,850,967	9,357,635
901510	Rangefinders	8,555.17	468,041	21,469,041	495,348
	AUSTRALIA	78.32	5,552	254,670	6,227
	GERMANY	117.93	28,235	1,295,139	29,988
	HONG KONG, CHINA	250.20	23,372	1,072,074	23,939
	JAPAN	464.14	43,650	2,002,226	48,182
	MALAYSIA	14.98	1,692	77,612	1,739
	PEOPLE'S REPUBLIC OF CHINA	1,330.62	26,891	1,233,490	28,732
	REPUBLIC OF KOREA	4,330.89	119,577	5,484,997	127,552
	SINGAPORE	1,343.24	125,848	5,772,648	130,964
	SWEDEN	14.88	10,980	503,653	11,282
	SWITZERLAND	423.91	29,977	1,375,045	32,803
	TAIWAN (REP. OF CHINA)	78.07	1,509	69,218	1,552
	UK OF GREAT BRITAIN AND N. IRELAND	44.22	18,151	832,586	18,502
	UNITED ARAB EMIRATES, N.E.S.	17.74	4,723	216,644	4,856
	UNITED STATES OF AMERICA	46.03	27,884	1,279,039	29,030
901520	Theodolites and tacheometers	3,890.57	228,636	10,487,534	240,339
	HONG KONG, CHINA	210.98	9,872	452,829	10,801
	ITALY	199.51	31,619	1,450,364	34,436
	JAPAN	62.50	125	5,734	148
	MALAYSIA	93.90	5,292	242,744	5,302
	NETHERLANDS	85.46	1,616	74,126	2,844
	PEOPLE'S REPUBLIC OF CHINA	2,676.19	127,114	5,830,719	131,888
	REPUBLIC OF KOREA	10.64	745	34,173	766
	SINGAPORE	204.99	24,682	1,132,163	25,279
	SWITZERLAND	270.27	9,433	432,692	10,385
	UNITED STATES OF AMERICA	76.13	18,138	831,990	18,490
901530	Levels	22,504.12	601,230	27,578,419	626,654
	AUSTRALIA	2,317.52	912	41,833	1,020
	DENMARK	1.51	25	1,147	27
	FRANCE	26.57	6,798	311,824	7,181
	GERMANY	233.12	8,405	385,537	8,660
	HONG KONG, CHINA	305.34	28,116	1,289,681	29,121
	INDIA	85.53	293	13,440	306
	INDONESIA	14.12	1,176	53,943	1,225
	ITALY	6.16	103	4,725	106
	JAPAN	199.65	21,108	968,224	22,013
	MALAYSIA	52.20	1,044	47,888	1,074
	PEOPLE'S REPUBLIC OF CHINA	11,184.43	89,412	4,101,328	92,115
	REPUBLIC OF KOREA	314.59	921	42,246	1,020
	SINGAPORE	6,893.00	422,572	19,383,378	440,691
	SPAIN	5.87	26	1,193	27
	SWITZERLAND	45.24	4,467	204,901	4,920
	TAIWAN (REP. OF CHINA)	752.23	11,476	526,404	12,396
	UK OF GREAT BRITAIN AND N. IRELAND	26.05	968	44,402	1,082
	UNITED STATES OF AMERICA	40.99	3,408	156,325	3,670
901540	Photogrammetrical surveying instruments and appliances	5,843.15	300,254	13,772,652	315,542
	AUSTRALIA	143.47	47,490	2,178,366	50,073
	HONG KONG, CHINA	1,479.40	98,317	4,509,801	103,184
	JAPAN	1,312.33	11,238	515,487	11,834
	MALAYSIA	41.15	819	37,568	1,570
	NEW ZEALAND	3.38	5,058	232,010	5,265
	PEOPLE'S REPUBLIC OF CHINA	2,535.97	94,932	4,354,531	99,200
	REPUBLIC OF KOREA	15.83	950	43,577	983
	SINGAPORE	198.97	1,277	58,576	1,549
	TAIWAN (REP. OF CHINA)	65.66	20,734	951,069	21,583
	UK OF GREAT BRITAIN AND N. IRELAND	46.99	19,439	891,667	20,301
901580	Surveying, hydrographic, hydrological, meteorological/other instruments and appliances, n.e.s.	43,764.41	5,732,792	262,963,168	6,082,556
	AUSTRALIA	8,338.27	852,947	39,124,679	893,242
	CANADA	1,701.10	517,595	23,742,083	536,701

TABLE 8 - Continued

PSCC CODE	COMMODITY AND COUNTRY OF ORIGIN	GROSS WEIGHT (GK)	FOB VALUE		CIF DOLLARS
			DOLLARS	PESOS	
	DENMARK	123.13	14,951	685,803	15,908
	FINLAND	1,741.97	204,150	9,364,360	207,801
	FRANCE	437.40	25,663	1,177,162	30,797
	GERMANY	756.62	162,891	7,471,810	171,416
	HONG KONG, CHINA	393.61	8,136	373,198	8,966
	HUNGARY	19.14	2,044	93,758	2,205
	INDIA	42.27	575	26,375	658
	ISRAEL	3,370.76	228,155	10,465,470	263,458
	ITALY	1.47	1,395	63,989	1,397
	JAPAN	5,237.10	823,986	37,796,238	951,768
	MEXICO	1,133.98	378,074	17,342,254	384,035
	NETHERLANDS	858.93	309,945	14,217,177	322,544
	NEW ZEALAND	3.59	363	16,651	433
	PEOPLE'S REPUBLIC OF CHINA	8,495.07	287,301	13,178,497	297,178
	REPUBLIC OF KOREA	481.80	64,913	2,977,559	68,328
	SINGAPORE	3,021.69	335,521	15,390,348	346,793
	SPAIN	37.52	9,397	431,040	9,847
	SWEDEN	16.50	10,210	468,333	10,498
	SWITZERLAND	5.36	6,908	316,870	7,369
	TAIWAN (REP. OF CHINA)	585.33	155,924	7,152,234	161,365
	UK OF GREAT BRITAIN AND N. IRELAND	260.29	32,097	1,472,289	33,503
	UNITED STATES OF AMERICA	6,701.51	1,299,651	59,614,991	1,356,346
901590	Parts and accessories of surveying, hydrographic, oceanographic, hydrological, meteorological/other instruments and appliances, n.e.s.				
		32,941.34	1,516,899	69,580,153	1,597,196
	AUSTRALIA	546.10	67,075	3,076,730	71,442
	CANADA	824.70	133,541	6,125,526	138,928
	DENMARK	18.27	1,071	49,127	1,162
	FRANCE	3.48	1,899	87,107	2,014
	GERMANY	1,185.81	179,972	8,255,316	186,325
	HONG KONG, CHINA	1,204.22	13,912	638,143	15,069
	INDONESIA	371.32	8,799	403,610	9,105
	ITALY	43.47	3,935	180,498	4,128
	JAPAN	1,496.98	76,713	3,518,825	83,130
	MALAYSIA	5,876.62	276,304	12,674,064	291,566
	NETHERLANDS	65.80	4,554	208,892	5,329
	NEW ZEALAND	20.59	2,205	101,143	2,209
	NORWAY	1.94	837	38,393	975
	PEOPLE'S REPUBLIC OF CHINA	14,582.51	99,997	4,586,862	106,613
	SINGAPORE	3,202.80	239,628	10,991,736	247,924
	SWITZERLAND	812.59	94,743	4,345,861	102,921
	TAIWAN (REP. OF CHINA)	10.34	689	31,604	714
	THAILAND	125.85	6,812	312,466	7,136
	UK OF GREAT BRITAIN AND N. IRELAND	277.35	60,954	2,795,960	64,201
	UNITED STATES OF AMERICA	2,270.60	243,259	11,158,290	256,305
9016	Balances of a sensitivity of 5 cg or better, with or without weights.				
		24,701.67	695,795	31,916,113	745,535
901600	Balances of a sensitivity of 5 cg. or better, with or without weights				
		24,701.67	695,795	31,916,113	745,535
	AUSTRALIA	39.11	2,100	96,327	2,161
	GERMANY	1,645.07	126,083	5,783,427	135,317
	HONG KONG, CHINA	175.42	13,649	626,080	14,634
	INDIA	436.50	1,927	88,391	1,951
	ITALY	30.58	2,901	133,069	3,479
	JAPAN	3,402.34	155,481	7,131,913	171,342
	MALAYSIA	8.95	813	37,292	839
	MEXICO	882.22	3,461	158,756	3,666
	NETHERLANDS	0.77	697	31,971	718
	PEOPLE'S REPUBLIC OF CHINA	14,361.84	187,293	8,591,129	194,512
	POLAND	1,055.00	42,695	1,958,420	50,747
	REPUBLIC OF KOREA	97.34	8,604	394,665	9,088
	SINGAPORE	629.34	90,562	4,154,079	94,429
	SPAIN	0.09	312	14,311	322
	SWITZERLAND	38.86	2,924	134,124	3,229
	TAIWAN (REP. OF CHINA)	1,576.61	16,796	770,433	17,409
	TURKEY	11.32	1,323	60,686	1,845
	UK OF GREAT BRITAIN AND N. IRELAND	1.19	197	9,036	234
	UNITED STATES OF AMERICA	309.12	37,977	1,742,004	39,613

TABLE 8 - Continued

PSCC CODE	COMMODITY AND COUNTRY OF ORIGIN	GROSS WEIGHT (GK)	FOB VALUE		CIF
			DOLLARS	PESOS	DOLLARS
9017	Drawing, marking-out or mathematical calculating instruments (for example, drafting machines, pantographs, protractors, drawing sets, slide rules, disc calculators); instruments for measuring length, for use in the hand (for example, measuring rods and tapes, micrometers, callipers), not specified or included elsewhere in this Chapter.	1,396,065.69	5,054,820	231,864,588	5,383,089
901710	Drafting tables and machines, whether or not automatic	58,619.63	211,026	9,679,761	221,936
	FRANCE	12,289.80	121,610	5,578,251	125,268
	GERMANY	123.60	98	4,495	101
	HONG KONG, CHINA	615.64	6,006	275,495	6,697
	JAPAN	117.60	3,577	164,077	3,965
	MALAYSIA	1,030.35	19,504	894,648	22,309
	PEOPLE'S REPUBLIC OF CHINA	44,437.93	59,166	2,713,944	62,438
	REPUBLIC OF KOREA	0.83	945	43,347	1,011
	UK OF GREAT BRITAIN AND N. IRELAND	1.97	37	1,697	47
	UNITED STATES OF AMERICA	1.91	83	3,807	100
901720	Other drawing, marking-out or mathematical calculating instruments	761,347.40	1,159,849	53,202,273	1,212,674
	AUSTRALIA	119.21	4,971	228,020	5,110
	BELGIUM	422.09	3,172	145,500	3,410
	CANADA	195.86	2,690	123,390	2,800
	CROATIA	1,485.86	522	23,944	539
	CZECH REPUBLIC (CZECHOSLOVAKIA)	74.26	580	26,605	596
	FRANCE	7,601.21	80,470	3,691,159	81,391
	GERMANY	5,373.97	103,999	4,770,434	104,568
	HONG KONG, CHINA	7,922.94	65,940	3,024,668	67,932
	INDIA	18,453.11	73,401	3,366,904	76,352
	INDONESIA	11,083.42	4,405	202,057	4,927
	JAPAN	22,768.18	91,916	4,216,187	98,839
	MEXICO	1,780.73	12,891	591,310	13,967
	PEOPLE'S REPUBLIC OF CHINA	628,268.87	417,209	19,137,376	443,934
	REPUBLIC OF KOREA	787.34	9,172	420,719	9,700
	SINGAPORE	5,091.54	31,176	1,430,043	34,503
	SWEDEN	80.40	3,114	142,839	3,233
	SWITZERLAND	313.24	4,160	190,819	4,342
	TAIWAN (REP. OF CHINA)	31,402.55	198,758	9,117,030	200,837
	THAILAND	265.71	4,174	191,462	4,797
	UK OF GREAT BRITAIN AND N. IRELAND	140.58	18,535	850,200	19,597
	UNITED STATES OF AMERICA	123.73	6,228	285,679	6,684
	VIETNAM	17,592.60	22,366	1,025,928	24,616
901730	Micrometers, callipers and gauges	75,249.08	2,188,126	100,369,337	2,323,457
	AUSTRALIA	17.92	644	29,540	731
	BELGIUM	26.71	13,466	617,685	13,839
	CANADA	237.00	5,382	246,872	5,978
	DENMARK	6,213.23	90,105	4,133,116	107,238
	FRANCE	8.55	820	37,613	911
	GERMANY	537.10	48,865	2,241,438	53,695
	HONG KONG, CHINA	8,398.53	72,907	3,344,244	81,372
	INDIA	636.83	3,544	162,563	3,772
	INDONESIA	28.79	306	14,036	329
	ISRAEL	3.34	161	7,385	172
	ITALY	11.81	309	14,174	350
	JAPAN	16,056.50	1,098,559	50,390,901	1,153,592
	MACAU	11.64	272	12,477	284
	MALAYSIA	189.17	12,263	562,504	13,809
	NETHERLANDS	668.51	14,689	673,784	19,063
	NEW ZEALAND	0.68	136	6,238	141
	PEOPLE'S REPUBLIC OF CHINA	20,754.72	53,595	2,458,403	57,186
	REPUBLIC OF KOREA	1,757.23	27,296	1,252,068	29,817
	SINGAPORE	16,204.74	227,546	10,437,535	238,511
	SPAIN	18.87	5,254	241,001	5,397
	SWEDEN	0.35	55	2,523	63
	TAIWAN (REP. OF CHINA)	432.38	13,260	608,236	14,339
	THAILAND	72.25	18,089	829,742	19,187
	UK OF GREAT BRITAIN AND N. IRELAND	607.29	100,223	4,597,229	103,971
	UNITED ARAB EMIRATES, N.E.S.	70.87	29,722	1,363,348	30,516
	UNITED STATES OF AMERICA	2,284.07	350,658	16,084,682	369,194

TABLE 8 - Continued

PSCC CODE	COMMODITY AND COUNTRY OF ORIGIN	GROSS WEIGHT (GK)	FOB VALUE		CIF
			DOLLARS	PESOS	DOLLARS
901780	Other instruments for measuring lengths, use in hand, n.e.s.	453,811.81	774,913	35,545,259	820,791
	AUSTRALIA	551.59	19,969	915,978	21,286
	BRAZIL	1,997.15	1,395	63,989	1,480
	CANADA	200.76	2,236	102,565	2,373
	FINLAND	39.99	440	20,183	468
	FRANCE	21.88	8,338	382,464	8,889
	GERMANY	1,212.94	27,784	1,274,452	32,616
	HONG KONG, CHINA	263.88	6,776	310,815	7,204
	INDIA	136.86	587	26,926	636
	JAPAN	8,299.78	84,608	3,880,970	87,450
	MALAYSIA	733.60	13,691	628,006	14,877
	MEXICO	3,193.98	3,732	171,187	3,987
	NETHERLANDS	42.86	1,820	83,483	2,088
	PEOPLE'S REPUBLIC OF CHINA	415,032.46	350,278	16,067,252	369,172
	REPUBLIC OF KOREA	2,009.10	16,087	737,911	17,968
	SINGAPORE	13,107.14	125,939	5,776,822	133,671
	SWEDEN	23.30	604	27,705	774
	SWITZERLAND	11.55	1,126	51,649	1,191
	TAIWAN (REP. OF CHINA)	4,840.28	23,839	1,093,495	24,623
	THAILAND	10.12	3,006	137,885	3,180
	UK OF GREAT BRITAIN AND N. IRELAND	496.70	37,379	1,714,575	39,108
	UNITED ARAB EMIRATES, N.E.S.	6.63	336	15,412	380
	UNITED STATES OF AMERICA	1,579.26	44,943	2,061,535	47,370
901790	Parts and accessories, of drawing, marking-out or mathematical calculating instruments; instruments for measuring length, for use in the hand	47,037.77	720,906	33,067,958	804,231
	AUSTRALIA	3.10	2,529	116,005	2,600
	DENMARK	111.88	1,881	86,281	2,006
	FRANCE	716.20	14,889	682,958	15,861
	GERMANY	350.89	9,523	436,820	9,826
	HONG KONG, CHINA	1,076.21	21,070	966,480	22,672
	JAPAN	6,021.01	351,202	16,109,636	394,825
	MALAYSIA	539.75	15,754	722,636	18,401
	NETHERLANDS	15.74	96	4,404	107
	PEOPLE'S REPUBLIC OF CHINA	28,582.32	32,045	1,469,904	34,703
	REPUBLIC OF KOREA	1,766.75	178,679	8,196,006	206,629
	SINGAPORE	1,987.86	56,530	2,593,031	58,054
	SPAIN	11.55	1,949	89,401	2,092
	SWITZERLAND	17.55	450	20,642	665
	TAIWAN (REP. OF CHINA)	5,413.35	7,812	358,336	8,297
	THAILAND	16.73	1,573	72,154	1,617
	UK OF GREAT BRITAIN AND N. IRELAND	4.35	424	19,449	504
	UNITED STATES OF AMERICA	191.41	9,182	421,178	9,585
	VIETNAM	211.12	15,318	702,637	15,787
9018	Instruments and appliances used in medical, surgical, dental or veterinary sciences, including scintigraphic apparatus, other electro- medical apparatus and sight-testing instruments.	8,090,933.54	159,447,133	7,313,839,991	167,399,080
901811	Electro-cardiographs	93,860.16	3,377,515	154,926,612	3,669,521
	AUSTRIA	96.82	18,250	837,128	19,155
	BELGIUM	31.05	7,585	347,924	8,031
	BULGARIA	6,142.70	647,562	29,703,669	836,675
	CANADA	816.57	42,152	1,933,512	43,519
	DEMOCRATIC PEOPLE'S REP. OF KOREA	56.14	13,712	628,969	15,897
	GERMANY	1,547.23	115,864	5,314,681	120,940
	HONG KONG, CHINA	19,897.63	654,429	30,018,658	671,371
	HUNGARY	49.70	3,595	164,903	4,338
	INDIA	1,697.73	32,176	1,475,913	36,372
	ITALY	668.46	16,154	740,984	16,921
	JAPAN	3,742.14	174,839	8,019,865	179,505
	JORDAN	0.85	3,377	154,903	3,470
	MALAYSIA	2,591.62	98,688	4,526,819	98,888
	MEXICO	4.84	440	20,183	458
	NETHERLANDS	48.60	3,230	148,160	3,354
	PEOPLE'S REPUBLIC OF CHINA	21,970.30	233,524	10,711,746	247,934
	POLAND	166.97	2,689	123,344	2,726
	REPUBLIC OF KOREA	792.22	47,027	2,157,129	48,065
	SINGAPORE	26,672.06	691,568	31,722,224	713,442
	UK OF GREAT BRITAIN AND N. IRELAND	419.79	50,314	2,307,903	52,080

TABLE 8 - Continued

PSCC CODE	COMMODITY AND COUNTRY OF ORIGIN	GROSS WEIGHT (GK)	FOB VALUE		CIF DOLLARS
			DOLLARS	PESOS	
	UNITED STATES OF AMERICA	6,446.74	520,340	23,867,995	546,380
901812	Ultrasonic scanning apparatus	69,529.06	12,178,202	558,614,124	12,815,119
	AUSTRALIA	602.94	1,879	86,190	1,995
	AUSTRIA	320.99	140,985	6,466,982	142,186
	DEMOCRATIC PEOPLE'S REP. OF KOREA	111.65	18,265	837,816	18,294
	DENMARK	75.19	55,028	2,524,134	55,078
	FRANCE	8.06	19,412	890,428	19,430
	GERMANY	310.75	109,737	5,033,636	115,872
	HONG KONG, CHINA	4,342.24	482,922	22,151,632	503,308
	INDIA	29.28	3,015	138,298	3,021
	INDONESIA	9.46	5,605	257,101	5,808
	ISRAEL	372.19	117,554	5,392,202	122,368
	ITALY	553.56	49,306	2,261,666	53,236
	JAPAN	4,864.28	1,255,432	57,586,666	1,287,500
	MALAYSIA	159.64	221,722	10,170,388	227,976
	NETHERLANDS	2,063.18	105,915	4,858,321	113,603
	NORWAY	150.95	69,482	3,187,139	74,130
	PEOPLE'S REPUBLIC OF CHINA	17,820.00	1,749,363	80,243,281	1,889,792
	POLAND	7.07	1,760	80,731	1,832
	REPUBLIC OF KOREA	16,091.32	3,415,754	156,680,636	3,538,858
	SAUDI ARABIA	155.58	85,651	3,928,811	88,473
	SINGAPORE	2,718.36	744,800	34,163,976	816,301
	TAIWAN (REP. OF CHINA)	9,754.90	14,327	657,179	14,375
	THAILAND	41.88	4,643	212,974	4,876
	UK OF GREAT BRITAIN AND N. IRELAND	243.56	78,311	3,592,126	78,433
	UNITED STATES OF AMERICA	8,722.03	3,427,334	157,211,811	3,638,374
901813	Magnetic resonance imaging apparatus	109,063.89	4,540,511	208,273,240	4,714,314
	ARGENTINA	1,348.97	62,302	2,857,793	64,060
	DENMARK	147.98	21,262	975,288	21,847
	FRANCE	457.50	23,445	1,075,422	24,783
	GERMANY	881.68	77,739	3,565,888	79,419
	HONG KONG, CHINA	31,083.40	1,464,971	67,198,220	1,521,142
	INDIA	1.67	417	19,128	462
	JAPAN	44,645.92	1,311,449	60,156,166	1,342,424
	MALAYSIA	33.31	1,249	57,292	1,334
	NETHERLANDS	4.17	1,625	74,539	1,719
	PEOPLE'S REPUBLIC OF CHINA	28,695.79	1,089,589	49,979,447	1,129,935
	REPUBLIC OF KOREA	25.72	4,212	193,204	4,331
	SINGAPORE	343.59	70,062	3,213,744	74,909
	UNITED STATES OF AMERICA	1,394.19	412,189	18,907,109	447,949
901814	Scintigraphic apparatus	14,478.00	693,274	31,800,479	732,624
	FRANCE	61.72	12,528	574,659	14,502
	GERMANY	63.70	15,619	716,444	15,750
	HONG KONG, CHINA	256.40	54,780	2,512,759	58,318
	HUNGARY	3,721.04	230,308	10,564,228	238,126
	ISRAEL	3,117.40	154,541	7,088,796	165,113
	PEOPLE'S REPUBLIC OF CHINA	549.51	31,547	1,447,061	33,418
	REPUBLIC OF KOREA	26.97	4,133	189,581	4,578
	SINGAPORE	869.89	20,189	926,069	21,084
	UNITED STATES OF AMERICA	5,811.37	169,629	7,780,882	181,735
901819	Other electro-diagnostic apparatus (including apparatus for functional exploratory examination or for checking physiological parameters)	212,033.45	7,724,799	354,336,531	8,231,214
	ARGENTINA	36.73	2,283	104,721	2,602
	AUSTRALIA	312.71	14,428	661,812	15,645
	AUSTRIA	15.95	5,160	236,689	5,442
	BELGIUM	167.42	11,566	530,532	12,657
	BRAZIL	29.75	10,133	464,801	10,485
	BULGARIA	439.78	131,159	6,016,263	136,531
	CANADA	99.90	29,815	1,367,614	30,943
	DENMARK	465.77	66,587	3,054,346	71,135
	FINLAND	34.03	7,512	344,576	7,818
	FRANCE	146.43	24,002	1,100,972	27,337
	GERMANY	3,450.19	540,215	24,779,663	581,699
	GREECE	27.84	2,985	136,922	3,362
	HONG KONG, CHINA	3,714.56	493,123	22,619,552	506,172

TABLE 8 - Continued

PSCC CODE	COMMODITY AND COUNTRY OF ORIGIN	GROSS WEIGHT (GK)	FOB VALUE		CIF DOLLARS
			DOLLARS	PESOS	
	HUNGARY	78.16	22,579	1,035,699	23,352
	INDIA	5,379.04	60,072	2,755,503	63,511
	INDONESIA	9.69	5,522	253,294	5,898
	IRELAND	39.65	12,249	561,862	12,846
	ISRAEL	260.39	14,919	684,334	16,158
	ITALY	437.31	61,040	2,799,905	66,383
	JAPAN	18,912.05	966,927	44,352,941	1,035,618
	MALAYSIA	372.95	75,560	3,465,937	78,598
	MEXICO	4.57	415	19,036	432
	NETHERLANDS	33,734.49	126,033	5,781,134	127,806
	PEOPLE'S REPUBLIC OF CHINA	98,804.18	664,227	30,468,093	694,320
	QATAR	119.78	28,282	1,297,295	34,182
	REPUBLIC OF KOREA	3,567.42	418,017	19,174,440	436,403
	ROMANIA	0.83	139	6,376	158
	SINGAPORE	11,337.26	1,314,088	60,277,216	1,373,183
	SPAIN	22.73	5,558	254,945	6,006
	SWEDEN	429.80	88,151	4,043,486	92,299
	TAIWAN (REP. OF CHINA)	1,060.82	35,611	1,633,477	36,379
	THAILAND	342.67	45,760	2,099,011	47,711
	UK OF GREAT BRITAIN AND N. IRELAND	2,082.37	273,092	12,526,730	283,323
	UNITED STATES OF AMERICA	26,096.23	2,167,590	99,427,354	2,384,820
901820	Ultra-violet or infra-red ray apparatus	4,902.60	452,408	20,751,954	479,433
	GERMANY	108.28	1,685	77,291	1,801
	HONG KONG, CHINA	133.24	18,455	846,531	19,052
	JAPAN	2,760.60	196,804	9,027,399	209,162
	REPUBLIC OF KOREA	544.34	78,744	3,611,987	80,965
	SINGAPORE	455.75	11,976	549,339	13,024
	THAILAND	0.87	1,191	54,631	1,355
	TURKEY	14.62	3,976	182,379	4,140
	UK OF GREAT BRITAIN AND N. IRELAND	15.54	2,636	120,913	2,744
	UNITED STATES OF AMERICA	869.36	136,941	6,281,484	147,190
901831	Syringes, with or without needles	1,149,682.26	12,090,109	554,573,300	12,655,365
	AUSTRALIA	3,021.37	136,858	6,277,676	141,669
	BELGIUM	104.77	27,169	1,246,242	29,379
	CANADA	2.12	683	31,329	711
	DENMARK	30.35	8,614	395,124	9,022
	FRANCE	505.71	96,037	4,405,217	100,834
	GERMANY	6,109.78	212,787	9,760,540	236,930
	GREECE	0.08	10,278	471,452	10,600
	HONG KONG, CHINA	883.91	44,428	2,037,913	46,905
	INDIA	15,596.13	205,272	9,415,827	211,045
	IRELAND	68.29	8,688	398,519	9,282
	ITALY	359.43	21,805	1,000,195	23,432
	JAPAN	71,861.76	1,016,180	46,612,176	1,060,278
	LIECHTENSTEIN	6.01	13,498	619,153	14,582
	MALAYSIA	19,039.02	145,690	6,682,800	149,457
	NETHERLANDS	1,185.82	56,244	2,579,913	60,504
	NEW ZEALAND	29.77	2,654	121,739	2,727
	PEOPLE'S REPUBLIC OF CHINA	756,922.17	3,122,206	143,215,589	3,245,883
	POLAND	137.00	15,638	717,315	15,698
	REPUBLIC OF KOREA	55,383.28	195,603	8,972,309	201,889
	SINGAPORE	121,600.11	5,160,392	236,707,181	5,374,454
	SPAIN	20,731.17	334,089	15,324,663	387,539
	SWEDEN	11.48	534	24,495	570
	SWITZERLAND	845.27	48,097	2,206,209	50,585
	TAIWAN (REP. OF CHINA)	667.14	5,267	241,598	5,720
	THAILAND	3,116.21	38,005	1,743,290	39,915
	TURKEY	8,816.44	69,922	3,207,322	71,155
	UK OF GREAT BRITAIN AND N. IRELAND	833.59	152,046	6,974,350	159,658
	UNITED STATES OF AMERICA	59,896.05	928,081	42,571,075	980,921
	VIETNAM	1,918.03	13,344	612,089	14,021
901832	Tubular metal needles and needles for sutures	124,808.96	1,955,935	89,718,737	2,029,027
	BELGIUM	3,535.05	277,587	12,732,916	288,908
	DENMARK	733.81	38,993	1,788,609	40,666
	FRANCE	4.12	474	21,742	608
	GERMANY	1,180.33	47,760	2,190,751	49,149
	HONG KONG, CHINA	23.90	1,422	65,227	1,427
	INDIA	2,104.43	79,799	3,660,380	82,611

TABLE 8 - Continued

PSCC CODE	COMMODITY AND COUNTRY OF ORIGIN	GROSS WEIGHT (GK)	FOB VALUE		CIF DOLLARS
			DOLLARS	PESOS	
	INDONESIA	4,620.44	24,524	1,124,916	25,841
	JAPAN	14,984.49	341,721	15,674,742	354,993
	MALAYSIA	1,855.55	108,469	4,975,473	115,022
	NETHERLANDS	33.83	170,908	7,839,550	171,048
	PEOPLE'S REPUBLIC OF CHINA	34,581.25	170,185	7,806,386	175,626
	REPUBLIC OF KOREA	14,336.47	20,451	938,087	21,397
	SINGAPORE	17,813.29	411,958	18,896,513	429,254
	SPAIN	336.15	17,778	815,477	18,986
	SWEDEN	1.66	506	23,210	540
	SWITZERLAND	290.02	10,351	474,800	10,643
	THAILAND	27,230.35	190,495	8,738,006	197,429
	UK OF GREAT BRITAIN AND N. IRELAND	83.87	7,451	341,777	8,360
	UNITED STATES OF AMERICA	1,059.95	35,103	1,610,175	36,519
901839	Other needles, catheters, cannulae and the like	1,873,131.14	29,477,349	1,352,125,996	30,783,098
	AUSTRIA	5,579.11	85,323	3,913,766	95,524
	BELGIUM	2,845.29	163,825	7,514,652	172,665
	COSTA RICA	11,385.96	502,830	23,064,813	518,276
	DENMARK	362.36	44,793	2,054,655	47,867
	FRANCE	9,430.09	32,650	1,497,655	42,457
	GERMANY	25,785.35	1,540,272	70,652,276	1,610,743
	HONG KONG, CHINA	2,186.71	152,558	6,997,835	157,167
	INDIA	91,651.95	886,666	40,671,369	930,362
	INDONESIA	88,032.48	249,055	11,424,153	263,133
	IRELAND	366.06	3,545	162,609	3,650
	ISRAEL	1,063.19	77,317	3,546,531	82,129
	ITALY	3,928.96	156,155	7,162,830	163,962
	JAPAN	38,949.58	788,897	36,186,705	816,400
	MALAYSIA	132,245.26	2,456,655	112,686,765	2,579,934
	MEXICO	118.84	2,752	126,234	2,830
	NETHERLANDS	39,436.18	6,254,961	286,915,061	6,452,639
	NEW ZEALAND	94.02	6,503	298,293	7,469
	PAKISTAN, ISLAMIC REP. OF	9,897.14	15,180	696,306	17,961
	PEOPLE'S REPUBLIC OF CHINA	741,501.74	2,958,172	135,691,349	3,107,454
	POLAND	1,066.47	7,527	345,264	8,536
	REPUBLIC OF KOREA	53,745.97	108,387	4,971,712	116,786
	SINGAPORE	143,278.91	7,140,506	327,535,011	7,433,530
	SPAIN	3,787.73	69,723	3,198,194	75,652
	SWEDEN	6.49	1,652	75,777	1,728
	SWITZERLAND	13,436.59	114,419	5,248,399	118,680
	TAIWAN (REP. OF CHINA)	201,595.82	1,082,596	49,658,679	1,111,893
	THAILAND	147,800.95	527,293	24,186,930	561,527
	TURKEY	66.12	13,171	604,153	14,613
	UK OF GREAT BRITAIN AND N. IRELAND	15,340.82	702,612	32,228,812	731,592
	UNITED STATES OF AMERICA	80,998.32	3,130,753	143,607,640	3,329,293
	VIETNAM	7,146.68	200,601	9,201,568	206,646
901841	Dental drill engines, whether or not combined on a single base with other dental equipment	43,644.39	1,161,535	53,279,611	1,209,261
	AUSTRIA	64.28	11,976	549,339	12,812
	BELGIUM	15,564.26	41,751	1,915,118	43,461
	CANADA	30.00	17,926	822,266	18,507
	FRANCE	4.79	2,626	120,455	2,700
	GERMANY	4,097.20	687,471	31,534,295	709,214
	HONG KONG, CHINA	2,740.83	296,746	13,611,739	312,493
	ITALY	6,011.58	5,686	260,817	6,222
	JAPAN	1,667.95	12,874	590,530	14,743
	LIECHTENSTEIN	0.83	296	13,578	316
	NETHERLANDS	180.00	180	8,257	215
	PEOPLE'S REPUBLIC OF CHINA	13,125.69	53,403	2,449,595	56,382
	REPUBLIC OF KOREA	38.56	14,490	664,656	14,929
	SWITZERLAND	13.58	4,394	201,553	4,895
	UNITED STATES OF AMERICA	104.84	11,716	537,413	12,372
901849	Other instruments and appliances, used in dental sciences	180,758.86	2,628,786	120,582,413	2,780,240
	AUSTRALIA	52.36	6,867	314,989	7,025
	AUSTRIA	484.13	41,273	1,893,192	43,310
	BELGIUM	11.78	108	4,954	323
	BRAZIL	308.16	66,426	3,046,961	70,392
	CANADA	1,170.41	102,998	4,724,518	121,104
	DENMARK	106.95	27,268	1,250,783	29,091

TABLE 8 - Continued

PSCC CODE	COMMODITY AND COUNTRY OF ORIGIN	GROSS WEIGHT (GK)	FOB VALUE		CIF DOLLARS
			DOLLARS	PESOS	
	FRANCE	84.87	62,461	2,865,086	69,509
	GERMANY	3,480.35	323,544	14,840,963	338,108
	HONG KONG, CHINA	4,074.41	96,230	4,414,070	101,081
	ITALY	25,462.85	42,590	1,953,603	46,260
	JAPAN	661.28	44,320	2,032,958	46,814
	LIECHTENSTEIN	1.78	38,135	1,749,252	39,210
	MALAYSIA	2.04	3,095	141,968	3,180
	NETHERLANDS	3,561.44	4,336	198,892	4,875
	PAKISTAN, ISLAMIC REP. OF	23,504.06	38,589	1,770,078	40,162
	PEOPLE'S REPUBLIC OF CHINA	65,422.41	1,101,226	50,513,237	1,135,988
	REPUBLIC OF KOREA	515.86	46,287	2,123,184	48,064
	SINGAPORE	76.57	24,343	1,116,613	25,508
	SPAIN	47.47	1,064	48,806	1,078
	SWEDEN	315.14	52,616	2,413,496	54,806
	SWITZERLAND	1,545.17	312,098	14,315,935	336,423
	TAIWAN (REP. OF CHINA)	2,320.22	13,267	608,558	14,279
	THAILAND	26,732.38	30,130	1,382,063	32,803
	UK OF GREAT BRITAIN AND N. IRELAND	7.12	1,495	68,576	1,500
	UNITED STATES OF AMERICA	20,809.65	148,020	6,789,678	169,347
901850	Ophthalmic instruments and appliances	51,478.49	6,000,112	275,225,138	6,350,815
	AUSTRALIA	292.17	281,736	12,923,230	295,986
	BELGIUM	113.26	58,724	2,693,670	62,827
	FRANCE	5.82	11,030	505,946	11,452
	GERMANY	5,701.48	1,444,096	66,240,684	1,501,714
	HONG KONG, CHINA	1,141.65	51,923	2,381,708	53,421
	INDIA	4,791.79	121,279	5,563,068	131,314
	ITALY	12.49	1,829	83,896	1,833
	JAPAN	1,204.47	26,001	1,192,665	26,502
	NETHERLANDS	6,385.76	58,119	2,665,919	59,920
	PEOPLE'S REPUBLIC OF CHINA	10,631.54	131,552	6,034,290	137,441
	REPUBLIC OF KOREA	78.49	8,784	402,922	9,319
	SINGAPORE	2,245.06	354,824	16,275,777	375,627
	SWITZERLAND	835.59	180,421	8,275,912	190,179
	TAIWAN (REP. OF CHINA)	277.57	80,933	3,712,397	84,305
	THAILAND	71.18	11,584	531,358	12,067
	UK OF GREAT BRITAIN AND N. IRELAND	2.61	249	11,422	270
	UNITED ARAB EMIRATES, N.E.S.	4.36	244	11,192	275
	UNITED STATES OF AMERICA	17,683.20	3,176,784	145,719,082	3,396,363
901890	Other medical, surgical, dental or veterinary sciences, n.e.s.	4,163,562.28	77,166,598	3,539,631,856	80,949,049
	ARGENTINA	409.22	21,936	1,006,204	22,044
	AUSTRALIA	22,750.70	335,483	15,388,606	351,832
	AUSTRIA	180.62	46,271	2,122,452	48,590
	BELGIUM	4,795.23	207,455	9,515,961	233,089
	BRAZIL	778.88	40,333	1,850,074	55,644
	BULGARIA	263.77	124,865	5,727,558	133,950
	CANADA	4,523.72	32,238	1,478,756	35,141
	COSTA RICA	4,704.70	497,678	22,828,490	558,536
	CYPRUS	68.51	7,786	357,144	9,084
	CZECH REPUBLIC (CZECHOSLOVAKIA)	899.65	7,636	350,263	20,046
	DEMOCRATIC PEOPLE'S REP. OF KOREA	963.07	17,713	812,495	17,744
	DENMARK	5,047.28	238,677	10,948,114	255,084
	DOMINICAN REPUBLIC	3,161.63	48,487	2,224,100	54,752
	FINLAND	18.52	10,328	473,745	10,714
	FRANCE	24,161.71	958,331	43,958,643	1,071,028
	GERMANY	291,556.70	15,463,721	709,320,882	16,143,366
	HONG KONG, CHINA	51,249.55	2,530,030	116,052,476	2,643,740
	INDIA	576,822.45	1,331,020	61,053,888	1,391,806
	INDONESIA	1,715.90	71,369	3,273,697	74,286
	IRELAND	6,041.42	457,689	20,994,194	478,066
	ISRAEL	896.25	185,981	8,530,949	200,969
	ITALY	16,557.87	734,044	33,670,597	769,718
	JAPAN	194,719.88	6,077,607	278,779,834	6,348,633
	JORDAN	7,017.87	20,770	952,720	21,621
	LATVIA (LATVIAN SOVIET SOCIALIST REP.)	9.33	4,680	214,672	4,871
	LIECHTENSTEIN	2.50	5,225	239,671	5,663
	LITHUANIA	32,246.62	289,456	13,277,347	314,665
	MALAYSIA	211,724.83	3,626,996	166,370,306	3,884,311
	MEXICO	3,623.53	175,055	8,029,773	181,043
	NETHERLANDS	17,230.41	2,300,402	105,519,440	2,397,699
	NEW ZEALAND	6.95	288	13,211	331

OPTICAL, PHOTOGRAPHIC, CINEMATOGRAPHIC, MEASURING, CHECKING, PRECISION, MEDICAL OR SURGICAL
INSTRUMENTS AND APPARATUS; CLOCKS AND WATCHES; MUSICAL INSTRUMENTS, PARTS
AND ACCESSORIES THEREOF

TABLE 8 - *Continued*

PSCC CODE	COMMODITY AND COUNTRY OF ORIGIN	GROSS WEIGHT (GK)	FOB VALUE		CIF DOLLARS
			DOLLARS	PESOS	
	NORWAY	36.38	55,194	2,531,749	63,439
	PAKISTAN, ISLAMIC REP. OF	33,213.64	216,874	9,948,011	231,434
	PEOPLE'S REPUBLIC OF CHINA	1,096,738.50	6,289,311	288,490,696	6,637,627
	POLAND	77.48	13,516	619,979	13,923
	PORTUGAL	8,590.16	6,788	311,366	7,812
	PUERTO RICO	1,190.43	20,373	934,510	23,357
	REPUBLIC OF KOREA	29,485.90	917,408	42,081,505	1,020,665
	SINGAPORE	336,598.83	15,622,218	716,591,140	16,202,339
	SPAIN	22,732.28	550,239	25,239,463	564,841
	SRI LANKA (CEYLON)	1.32	44	2,018	46
	SWEDEN	11.95	3,057	140,225	3,078
	SWITZERLAND	9,376.31	415,596	19,063,388	463,345
	TAIWAN (REP. OF CHINA)	72,875.60	1,016,765	46,639,011	1,083,607
	THAILAND	43,371.26	172,559	7,915,282	181,196
	TURKEY	2,731.44	96,842	4,442,143	108,966
	TURKS AND CAICOS ISLANDS	470.34	1,360	62,383	1,398
	UK OF GREAT BRITAIN AND N. IRELAND	18,545.19	552,388	25,338,037	582,935
	UKRAINE (UKRAINIAN S.S.R.)	1,124.34	100,264	4,599,110	106,646
	UNITED STATES OF AMERICA	842,468.38	12,335,935	565,849,337	12,938,779
	VIETNAM	159,773.28	2,910,317	133,496,241	2,975,550
9019	Mechano-therapy appliances; massage apparatus; psychological aptitude-testing apparatus; ozone therapy, oxygen therapy, aerosol therapy, artificial respiration or other therapeutic respiration apparatus.	1,906,873.90	12,543,635	575,376,540	13,091,280
901910	Mechano-therapy appliances; massage apparatus; psychological aptitude-testing apparatus	1,299,283.42	7,662,556	351,481,446	8,035,558
	AUSTRALIA	3,152.33	12,501	573,420	13,897
	BELGIUM	7,793.48	9,649	442,600	10,044
	BRAZIL	63.30	14,220	652,271	15,193
	CANADA	3,790.68	29,774	1,365,734	30,935
	DENMARK	8.34	341	15,642	365
	FRANCE	34.16	2,601	119,308	2,869
	GERMANY	16,903.28	523,324	24,004,872	544,810
	HONG KONG, CHINA	37,559.18	154,822	7,101,685	165,550
	INDIA	774.81	31,078	1,425,549	32,528
	INDONESIA	1,271.14	20,088	921,436	20,988
	ISRAEL	45.20	5,327	244,350	5,758
	ITALY	8,736.00	157,943	7,244,845	159,615
	JAPAN	16,748.25	193,058	8,855,571	206,272
	MALAYSIA	38,662.33	165,954	7,612,309	174,861
	NETHERLANDS	2,045.82	46,960	2,154,056	49,750
	NORWAY	180.59	6,737	309,026	7,189
	PEOPLE'S REPUBLIC OF CHINA	935,519.81	2,713,035	124,446,916	2,827,671
	REPUBLIC OF KOREA	118,570.98	581,382	26,667,991	611,735
	SINGAPORE	38,314.38	1,432,357	65,702,217	1,485,914
	SWEDEN	1,663.98	26,793	1,228,995	29,347
	SWITZERLAND	141.28	29,098	1,334,725	30,984
	TAIWAN (REP. OF CHINA)	15,039.77	195,512	8,968,136	206,605
	TUNISIA	0.85	28	1,284	86
	UK OF GREAT BRITAIN AND N. IRELAND	6,410.48	153,232	7,028,752	180,701
	UNITED STATES OF AMERICA	45,036.83	1,149,607	52,732,474	1,214,138
	VIETNAM	816.17	7,135	327,282	7,753
901920	Ozone therapy, oxygen therapy, aerosol therapy, artificial respiration or other therapeutic respiration apparatus	607,590.48	4,881,079	223,895,094	5,055,722
	AUSTRALIA	56.53	2,177	99,859	2,184
	BRAZIL	119.76	26,744	1,226,747	26,780
	GERMANY	2,183.18	162,934	7,473,783	167,291
	HONG KONG, CHINA	714.10	92,404	4,238,571	94,462
	INDIA	1,606.48	9,245	424,068	9,936
	ITALY	254.35	8,254	378,611	8,685
	JAPAN	1,673.71	40,151	1,841,726	43,297
	MALAYSIA	41,080.59	320,513	14,701,931	335,284
	NEW ZEALAND	36.74	11,324	519,432	12,127
	PEOPLE'S REPUBLIC OF CHINA	422,248.47	1,639,683	75,212,260	1,681,970
	PORTUGAL	373.05	19,145	878,181	20,102
	SINGAPORE	18,317.16	605,260	27,763,276	623,854
	SPAIN	267.03	3,553	162,976	3,792
	SWITZERLAND	1,068.40	265,471	12,177,155	277,450
	TAIWAN (REP. OF CHINA)	21,819.64	244,880	11,232,646	252,155

TABLE 8 - Continued

PSCC CODE	COMMODITY AND COUNTRY OF ORIGIN	GROSS WEIGHT (GK)	FOB VALUE		CIF
			DOLLARS	PESOS	DOLLARS
	UK OF GREAT BRITAIN AND N. IRELAND	15,726.22	363,842	16,689,433	398,383
	UNITED ARAB EMIRATES, N.E.S.	150.04	976	44,769	1,016
	UNITED STATES OF AMERICA	79,895.03	1,064,523	48,829,670	1,096,954
9020	Other breathing appliances and gas masks, excluding protective masks having neither mechanical parts nor replaceable filters.	107,873.33	1,925,018	88,300,577	2,009,817
902000	Other breathing appliances and gas masks, excluding protective masks having neither mechanical parts nor replaceable filters	107,873.33	1,925,018	88,300,577	2,009,817
	AUSTRALIA	430.96	37,168	1,704,896	39,090
	CANADA	1.70	137	6,284	146
	FRANCE	6.09	1,983	90,960	2,000
	GERMANY	836.04	126,137	5,785,904	131,692
	HONG KONG, CHINA	1,333.22	33,624	1,542,332	34,645
	INDIA	42.60	706	32,384	894
	ISRAEL	42.98	12,814	587,778	12,867
	ITALY	10.43	639	29,311	721
	JAPAN	3,314.33	70,528	3,235,119	76,362
	MALAYSIA	357.37	5,800	266,046	5,977
	NETHERLANDS	38.39	1,301	59,677	1,724
	NORWAY	389.64	13,105	601,127	13,515
	PEOPLE'S REPUBLIC OF CHINA	49,189.13	240,437	11,028,845	250,595
	REPUBLIC OF KOREA	11,088.39	255,689	11,728,454	264,663
	SINGAPORE	17,713.12	633,259	29,047,591	662,778
	SPAIN	80.08	2,057	94,355	2,060
	TAIWAN (REP. OF CHINA)	13,813.11	54,086	2,480,926	57,567
	THAILAND	3,159.03	138,665	6,360,564	139,047
	UK OF GREAT BRITAIN AND N. IRELAND	1,540.39	85,802	3,935,738	94,943
	UNITED ARAB EMIRATES, N.E.S.	11.89	70	3,211	73
	UNITED STATES OF AMERICA	4,474.44	211,011	9,679,075	218,458
9021	Orthopaedic appliances, including crutches, surgical belts and trusses; splints and other fracture appliances; artificial parts of the body; hearing aids and other appliances which are worn or carried, or implanted in the body, to compensate for a defect or disability.	155,589.65	13,780,557	632,114,151	14,371,616
902110	Orthopaedic or fracture appliances	73,393.85	812,873	37,286,486	853,388
	AUSTRALIA	11.87	5,303	243,249	6,193
	BELGIUM	1,070.32	35,971	1,649,990	38,346
	GERMANY	246.99	86,364	3,961,517	89,343
	HONG KONG, CHINA	0.83	125	5,734	146
	INDIA	215.99	8,562	392,739	9,269
	ITALY	6.68	3,899	178,847	4,049
	JAPAN	132.26	21,227	973,682	22,504
	PEOPLE'S REPUBLIC OF CHINA	44,920.40	169,997	7,797,763	181,587
	REPUBLIC OF KOREA	433.06	5,895	270,404	6,655
	SINGAPORE	98.38	14,112	647,317	14,287
	SWITZERLAND	421.35	4,422	202,837	4,689
	TAIWAN (REP. OF CHINA)	15,812.12	120,021	5,505,363	124,436
	UK OF GREAT BRITAIN AND N. IRELAND	1.09	38	1,743	44
	UNITED STATES OF AMERICA	10,022.51	336,937	15,455,301	351,840
902121	Artificial teeth	3,160.50	2,835,645	130,071,036	3,051,377
	GERMANY	69.48	25,874	1,186,840	27,181
	HONG KONG, CHINA	367.01	16,750	768,323	18,626
	ITALY	1,418.54	2,597,632	119,153,380	2,798,968
	LIECHTENSTEIN	2.55	84,404	3,871,611	86,800
	PEOPLE'S REPUBLIC OF CHINA	60.24	3,713	170,315	4,219
	REPUBLIC OF KOREA	111.35	39,248	1,800,306	40,196
	SWITZERLAND	649.10	49,301	2,261,437	55,840
	UNITED STATES OF AMERICA	482.23	18,723	858,824	19,547
902129	Other dental fittings	2,015.31	78,524	3,601,895	83,356
	FRANCE	65.33	9,831	450,948	10,311
	GERMANY	39.57	18,021	826,623	18,041
	HONG KONG, CHINA	4.59	1,952	89,538	1,984
	ITALY	64.12	3,866	177,333	4,302
	MALAYSIA	13.89	75	3,440	110
	NETHERLANDS	14.17	834	38,256	953

TABLE 8 - Continued

PSCC CODE	COMMODITY AND COUNTRY OF ORIGIN	GROSS WEIGHT (GK)	FOB VALUE		CIF DOLLARS
			DOLLARS	PESOS	
	PEOPLE'S REPUBLIC OF CHINA	162.08	1,454	66,695	2,015
	REPUBLIC OF KOREA	12.06	6,123	280,862	6,308
	SINGAPORE	13.43	11,338	520,074	13,019
	SWEDEN	23.99	8,292	380,354	8,762
	UK OF GREAT BRITAIN AND N. IRELAND	39.15	1,364	62,567	1,829
	UNITED STATES OF AMERICA	1,562.93	15,374	705,205	15,722
902131	Artificial joints	1,329.57	571,037	26,193,468	611,099
	BELGIUM	199.27	128,983	5,916,450	137,198
	GERMANY	36.06	22,054	1,011,617	23,246
	NETHERLANDS	176.26	5,541	254,166	7,228
	PEOPLE'S REPUBLIC OF CHINA	21.15	3,626	166,325	3,990
	REPUBLIC OF KOREA	10.17	3,046	139,720	3,194
	SINGAPORE	85.22	17,684	811,165	18,373
	SWITZERLAND	114.93	50,254	2,305,151	55,030
	UNITED STATES OF AMERICA	686.51	339,849	15,588,874	362,840
902139	Other artificial parts of the body	10,285.36	2,823,505	129,514,174	2,934,525
	AUSTRALIA	0.83	225	10,321	300
	BELGIUM	1,534.38	279,038	12,799,473	288,758
	CANADA	0.88	600	27,522	669
	FRANCE	32.31	13,001	596,356	14,108
	GERMANY	447.75	164,131	7,528,689	171,331
	HONG KONG, CHINA	216.64	32,606	1,495,637	34,449
	INDIA	47.24	1,258	57,704	1,670
	IRELAND	24.77	25,665	1,177,254	26,517
	ITALY	34.73	79,381	3,641,206	81,174
	JAPAN	8.46	422	19,357	437
	NETHERLANDS	123.44	129,438	5,937,321	130,876
	PEOPLE'S REPUBLIC OF CHINA	2,693.24	21,580	989,875	22,440
	SINGAPORE	1,149.13	687,792	31,549,019	700,143
	SPAIN	40.52	6,875	315,356	7,112
	SWITZERLAND	792.22	101,019	4,633,742	109,390
	THAILAND	0.83	251	11,513	327
	UK OF GREAT BRITAIN AND N. IRELAND	32.41	10,234	469,434	11,205
	UNITED STATES OF AMERICA	3,105.58	1,269,989	58,254,395	1,333,619
902140	Hearing aids, excluding parts and accessories	2,775.90	2,027,377	92,995,783	2,079,763
	AUSTRALIA	65.41	120,156	5,511,556	122,044
	CANADA	30.06	37,484	1,719,391	38,667
	DENMARK	1,160.19	369,998	16,971,808	381,151
	GERMANY	2.30	2,085	95,639	2,142
	JAPAN	11.08	4,957	227,378	4,962
	PEOPLE'S REPUBLIC OF CHINA	282.50	134,276	6,159,240	135,946
	POLAND	6.20	6,012	275,770	6,271
	SINGAPORE	139.71	91,591	4,201,279	94,844
	SWITZERLAND	586.75	915,173	41,978,986	937,196
	UK OF GREAT BRITAIN AND N. IRELAND	0.25	1,813	83,162	1,892
	UNITED STATES OF AMERICA	13.57	3,393	155,637	3,943
	VIETNAM	477.88	340,439	15,615,937	350,705
902150	Pacemakers for stimulating heart muscles, excluding parts and accessories	1,195.90	2,142,885	98,294,135	2,180,636
	IRELAND	71.58	129,428	5,936,862	135,280
	MALAYSIA	0.83	9,994	458,425	10,678
	SINGAPORE	1,123.49	2,003,463	91,898,848	2,034,678
902190	Other orthopaedic appliances, n.e.s.	61,433.26	2,488,711	114,157,174	2,577,472
	AUSTRALIA	8.13	2,234	102,474	2,326
	AUSTRIA	234.18	222,473	10,204,837	238,590
	BELGIUM	375.82	108,703	4,986,206	113,880
	CAMBODIA (DEMOCRATIC KAMPUCHEA)	110.22	1,741	79,860	2,540
	CANADA	3.39	1,653	75,824	1,804
	DENMARK	81.21	26,338	1,208,124	27,480
	FRANCE	17.65	30	1,376	34
	GERMANY	129.78	29,572	1,356,468	31,155
	HONG KONG, CHINA	1,417.42	13,164	603,833	15,025
	IRELAND	76.15	19,525	895,612	21,422
	JAPAN	57.98	27	1,238	29

TABLE 8 - Continued

PSCC CODE	COMMODITY AND COUNTRY OF ORIGIN	GROSS WEIGHT (GK)	FOB VALUE		CIF DOLLARS
			DOLLARS	PESOS	
	MALAYSIA	0.59	765	35,091	765
	NETHERLANDS	346.17	90,391	4,146,235	95,302
	PEOPLE'S REPUBLIC OF CHINA	38,126.00	1,037,046	47,569,300	1,057,863
	REPUBLIC OF KOREA	37.03	2,915	133,711	3,017
	SINGAPORE	749.48	509,993	23,393,379	533,604
	SPAIN	4.40	656	30,090	697
	SWEDEN	30.88	121	5,550	136
	SWITZERLAND	402.26	86,360	3,961,333	91,334
	TAIWAN (REP. OF CHINA)	7,677.61	49,224	2,257,905	50,211
	UK OF GREAT BRITAIN AND N. IRELAND	14.15	3,559	163,251	3,869
	UNITED STATES OF AMERICA	11,532.76	282,221	12,945,477	286,389
9022	Apparatus based on the use of X-rays or of alpha, beta or gamma radiations, whether or not for medical, surgical, dental or veterinary uses, including radiography or radiotherapy apparatus, X-ray tubes and other X-ray generators, high tension generators, control panels and desks, screens, examination or treatment tables, chairs and the like.	1,293,128.89	63,425,694	2,909,336,578	66,988,741
902212	Computed tomography apparatus	137,961.84	8,638,983	396,270,151	8,963,079
	AUSTRALIA	4,031.88	15,443	708,370	17,183
	DENMARK	3,069.55	42,292	1,939,934	47,082
	GERMANY	17,901.43	1,964,188	90,097,304	1,987,416
	JAPAN	19,004.40	1,577,047	72,339,146	1,646,652
	PEOPLE'S REPUBLIC OF CHINA	78,292.00	4,797,570	220,064,536	4,991,295
	REPUBLIC OF KOREA	3,030.01	21,988	1,008,590	23,492
	SINGAPORE	0.90	104,513	4,794,011	104,953
	TAIWAN (REP. OF CHINA)	9,798.49	61,800	2,834,766	65,583
	UNITED STATES OF AMERICA	2,833.18	54,142	2,483,494	79,423
902213	Apparatus based on the use of X-rays, for dental uses	18,270.46	353,321	16,206,833	366,097
	CANADA	1.16	9,951	456,452	10,224
	GERMANY	290.46	5,844	268,064	5,848
	ITALY	582.84	62,473	2,865,637	64,454
	JAPAN	8,492.50	17,984	824,926	19,296
	NETHERLANDS	0.87	1,090	49,998	1,185
	REPUBLIC OF KOREA	8,403.39	233,398	10,705,966	237,985
	UNITED STATES OF AMERICA	499.24	22,581	1,035,790	27,105
902214	Apparatus based on the use of X-rays, for medical, surgical or veterinary uses	223,960.53	18,312,342	839,987,126	19,465,365
	AUSTRALIA	440.60	59,629	2,735,182	63,489
	BELGIUM	2,011.82	288,207	13,220,055	305,004
	CANADA	262.39	16,043	735,892	19,476
	DEMOCRATIC PEOPLE'S REP. OF KOREA	1,349.12	40,231	1,845,396	41,095
	FRANCE	3,081.37	148,027	6,789,998	165,225
	GERMANY	25,515.93	2,296,890	105,358,344	2,380,700
	HONG KONG, CHINA	2,388.55	85,711	3,931,564	97,782
	INDIA	13,740.42	286,375	13,136,021	294,930
	ITALY	5,155.62	365,914	16,784,475	386,954
	JAPAN	31,053.61	1,443,859	66,229,812	1,512,985
	MALAYSIA	410.24	52,059	2,387,946	54,191
	NETHERLANDS	4,726.45	549,061	25,185,428	552,225
	PEOPLE'S REPUBLIC OF CHINA	25,797.12	720,000	33,026,400	761,476
	REPUBLIC OF KOREA	27,287.82	1,331,048	61,055,172	1,592,331
	SINGAPORE	579.33	123,432	5,661,826	129,580
	SPAIN	1,351.11	86,095	3,949,178	92,966
	TAIWAN (REP. OF CHINA)	3,850.11	25,292	1,160,144	26,329
	UK OF GREAT BRITAIN AND N. IRELAND	661.25	88,167	4,044,220	97,384
	UNITED STATES OF AMERICA	74,297.67	10,306,302	472,750,073	10,891,243
902219	Apparatus based on the use of X-rays, for other uses	142,790.31	12,884,226	590,999,447	13,669,019
	AUSTRALIA	15.23	4,847	222,332	4,852
	GERMANY	20,540.24	3,814,152	174,955,152	4,085,388
	HONG KONG, CHINA	1,030.79	242,574	11,126,869	256,156
	INDIA	2,428.30	33,909	1,555,406	36,204
	ITALY	6,680.65	377,289	17,306,246	383,768
	JAPAN	31,441.49	1,777,439	81,531,127	1,906,847
	MALAYSIA	6,297.24	72,593	3,329,841	75,067
	NETHERLANDS	593.90	57,932	2,657,341	59,796

TABLE 8 - Continued

PSCC CODE	COMMODITY AND COUNTRY OF ORIGIN	GROSS WEIGHT (GK)	FOB VALUE		CIF DOLLARS
			DOLLARS	PESOS	
	PEOPLE'S REPUBLIC OF CHINA	18,740.45	1,024,307	46,984,962	1,054,360
	REPUBLIC OF KOREA	7,014.60	374,109	17,160,380	401,905
	SINGAPORE	20,081.31	526,814	24,164,958	556,505
	SPAIN	1,078.09	236,750	10,859,723	261,767
	THAILAND	1,688.62	27,361	1,255,050	27,609
	UK OF GREAT BRITAIN AND N. IRELAND	3,417.09	100,005	4,587,229	103,359
	UKRAINE (UKRAINIAN S.S.R.)	20.32	29,455	1,351,101	29,939
	UNITED STATES OF AMERICA	21,721.99	4,184,690	191,951,730	4,425,497
902221	Apparatus based on the use of alpha, beta or gamma radiations, fo medical, surgical, dental or veterinary uses	9,409.55	239,608	10,990,820	254,429
	ARGENTINA	416.44	21,026	964,463	22,464
	ARMENIA	419.06	21,074	966,664	24,062
	DEMOCRATIC PEOPLE'S REP. OF KOREA	1,263.75	7,756	355,768	8,273
	GERMANY	4.08	3,748	171,921	3,878
	HONG KONG, CHINA	1,831.98	16,584	760,708	17,054
	JAPAN	1,020.65	8,786	403,014	9,966
	PEOPLE'S REPUBLIC OF CHINA	66.61	6,979	320,127	7,446
	SPAIN	404.03	29,802	1,367,018	30,816
	SWITZERLAND	1.67	6,527	299,393	6,974
	TAIWAN (REP. OF CHINA)	17.53	1,795	82,337	2,059
	UNITED STATES OF AMERICA	3,963.75	115,531	5,299,407	121,437
902229	Apparatus based on the use of alpha, beta or gamma radiations, for other uses	32,012.38	1,952,236	89,549,066	2,024,222
	AUSTRALIA	2,757.36	91,170	4,181,968	91,300
	AUSTRIA	7.83	2,170	99,538	2,308
	GERMANY	5.99	11,508	527,872	12,156
	ITALY	2,062.17	128,261	5,883,332	137,036
	JAPAN	977.55	108,449	4,974,556	112,322
	MALAYSIA	1,147.58	69,741	3,199,020	69,822
	PEOPLE'S REPUBLIC OF CHINA	240.89	1,637	75,089	1,762
	SINGAPORE	419.30	8,091	371,134	8,688
	UNITED STATES OF AMERICA	24,393.71	1,531,209	70,236,557	1,588,828
902230	X-ray tubes	4,987.68	1,368,885	62,790,755	1,412,888
	GERMANY	0.27	265	12,156	273
	HONG KONG, CHINA	16.54	11,056	507,139	11,072
	INDIA	377.53	44,588	2,045,252	45,441
	JAPAN	332.34	92,122	4,225,636	93,949
	NETHERLANDS	33.12	13,905	637,822	15,261
	PEOPLE'S REPUBLIC OF CHINA	47.61	5,536	253,936	6,084
	SINGAPORE	1,235.28	523,147	23,996,753	541,287
	UK OF GREAT BRITAIN AND N. IRELAND	128.55	34,971	1,604,120	37,242
	UNITED STATES OF AMERICA	2,816.44	643,295	29,507,941	662,279
902290	Other apparatus based on the use of alpha, beta or gamma radiations, n.e.s., including parts and accessories	723,736.14	19,676,093	902,542,380	20,833,642
	AUSTRALIA	653.00	70,533	3,235,349	73,391
	AUSTRIA	878.99	25,583	1,173,493	26,868
	BELARUS (BYELORUSSIAN S.S.R.)	1.66	1,992	91,373	2,110
	BELGIUM	2,055.07	192,270	8,819,425	198,267
	BRAZIL	121.38	4,291	196,828	5,758
	BYELORUSSIAN SOVIET SOCIALIST REP.	8.82	1,740	79,814	1,892
	CAMEROON	7.35	12,417	569,568	14,371
	CANADA	59.49	111,696	5,123,495	116,276
	CZECH REPUBLIC (CZECHOSLOVAKIA)	346.05	845	38,760	1,039
	DEMOCRATIC PEOPLE'S REP. OF KOREA	598.51	58,870	2,700,367	60,195
	DENMARK	20.81	9,342	428,517	9,491
	ETHIOPIA	1.74	622	28,531	640
	FINLAND	13.80	1,943	89,125	2,050
	FRANCE	759.11	125,137	5,740,035	133,258
	GERMANY	9,889.34	1,028,455	47,175,229	1,078,612
	HONG KONG, CHINA	73,142.03	1,826,792	83,794,949	1,889,724
	HUNGARY	5.11	2,945	135,087	3,096
	INDIA	16,131.95	123,311	5,656,276	127,401
	INDONESIA	1,743.51	20,450	938,042	20,878
	IRELAND	128.98	99,034	4,542,689	101,939
	ISRAEL	1,042.42	58,432	2,680,276	63,930
	ITALY	1,460.12	116,482	5,343,030	120,228

TABLE 8 - Continued

PSCC CODE	COMMODITY AND COUNTRY OF ORIGIN	GROSS WEIGHT (GK)	FOB VALUE		CIF DOLLARS
			DOLLARS	PESOS	
	JAPAN	120,854.40	3,464,375	158,910,880	3,699,986
	MACAU	71.43	1,029	47,200	1,058
	MALAYSIA	1,541.54	153,061	7,020,908	158,563
	MEXICO	102.50	585	26,834	625
	NETHERLANDS	1,924.99	217,534	9,978,284	229,727
	NORWAY	0.79	190	8,715	198
	PEOPLE'S REPUBLIC OF CHINA	166,227.87	3,080,377	141,296,893	3,245,531
	REPUBLIC OF KOREA	30,810.28	531,444	24,377,336	603,368
	RUSSIAN FEDERATION	1.58	939	43,072	982
	SAMOA (WESTERN SAMOA)	2.50	416	19,082	444
	SINGAPORE	49,016.02	2,898,580	132,957,864	3,023,692
	SLOVAK REPUBLIC (SLOVAKIA)	3.16	288	13,211	337
	SLOVENIA	78.19	9,527	437,003	9,949
	SPAIN	19,061.07	148,418	6,807,934	220,174
	SWEDEN	128.56	26,388	1,210,418	27,142
	SWITZERLAND	94.85	1,008,486	46,259,252	1,056,464
	TAIWAN (REP. OF CHINA)	16,755.31	160,870	7,379,106	170,705
	THAILAND	137,122.04	675,773	30,997,707	710,513
	TURKEY	2,799.51	1,475	67,659	1,818
	UK OF GREAT BRITAIN AND N. IRELAND	946.62	120,130	5,510,362	130,174
	UNITED ARAB EMIRATES, N.E.S.	3.48	435	19,953	483
	UNITED STATES OF AMERICA	61,410.78	3,150,031	144,491,922	3,339,213
	VIETNAM	5,709.43	132,560	6,080,527	151,082
9023	Instruments, apparatus and models, designed for demonstrational purposes (for example, in education or exhibitions), unsuitable for other uses.	166,435.81	4,061,357	186,294,446	4,393,810
902300	Instruments, apparatus and models, designed for demonstrational purposes (for example, in education or exhibitions), unsuitable for other uses	166,435.81	4,061,357	186,294,446	4,393,810
	AUSTRALIA	233.87	48,130	2,207,723	51,034
	AUSTRIA	332.00	19,422	890,887	24,100
	BELGIUM	13.12	665	30,504	748
	CANADA	4,453.39	84,910	3,894,821	88,914
	CZECH REPUBLIC (CZECHOSLOVAKIA)	39.03	4,271	195,911	4,392
	DENMARK	13.91	2,880	132,106	3,128
	FRANCE	5.92	1,576	72,291	1,580
	GERMANY	11,356.02	781,543	35,849,377	858,013
	HONG KONG, CHINA	1,945.22	52,790	2,421,477	56,847
	INDIA	4,972.85	32,974	1,512,517	36,258
	IRELAND	2,175.37	39,261	1,800,902	46,294
	ISRAEL	265.34	10,994	504,295	11,971
	ITALY	4,847.74	281,558	12,915,066	301,195
	JAPAN	40,625.39	656,691	30,122,416	665,587
	LUXEMBOURG	3.34	51	2,339	55
	MALAYSIA	1,850.26	43,578	1,998,923	46,314
	MEXICO	143.06	21,578	989,783	22,186
	NETHERLANDS	182.62	7,216	330,998	8,893
	NORWAY	301.94	5,489	251,780	5,551
	PEOPLE'S REPUBLIC OF CHINA	58,614.68	342,896	15,728,639	361,139
	POLAND	76.52	38,648	1,772,784	38,702
	REPUBLIC OF KOREA	3,590.37	98,755	4,529,892	104,693
	SINGAPORE	5,721.11	190,939	8,758,372	206,047
	SPAIN	4,984.36	207,173	9,503,026	212,627
	SWITZERLAND	135.96	27,219	1,248,536	27,597
	TAIWAN (REP. OF CHINA)	4,241.12	118,420	5,431,926	121,787
	THAILAND	3,064.07	85,910	3,940,691	89,984
	UK OF GREAT BRITAIN AND N. IRELAND	2,116.90	224,050	10,277,174	239,193
	UNITED STATES OF AMERICA	10,130.33	631,770	28,979,290	758,981
9024	Machines and appliances for testing the hardness, strength, compressibility, elasticity or other mechanical properties of materials (for example, metals, wood, textiles, paper, plastics).	1,189,626.31	39,750,301	1,823,346,307	41,820,087
902410	Machines and appliances for testing metals	62,137.38	1,214,648	55,715,903	1,288,808
	AUSTRALIA	6.13	2,742	125,776	2,895
	COTE D'IVOIRE (IVORY COAST)	4,696.90	8,622	395,491	9,420
	GERMANY	1,181.38	82,147	3,768,083	90,670
	HONG KONG, CHINA	6,711.54	114,532	5,253,583	120,836
	INDIA	2,815.28	34,164	1,567,102	37,880
	INDONESIA	123.27	5,344	245,129	5,494

TABLE 8 - Continued

PSCC CODE	COMMODITY AND COUNTRY OF ORIGIN	GROSS WEIGHT (GK)	FOB VALUE		CIF DOLLARS
			DOLLARS	PESOS	
	IRELAND	0.08	94	4,312	166
	ITALY	129.64	3,410	156,417	3,643
	JAPAN	5,442.56	315,697	14,481,021	335,357
	MALAYSIA	7,615.89	83,912	3,849,043	90,650
	PEOPLE'S REPUBLIC OF CHINA	29,320.61	317,195	14,549,734	330,884
	REPUBLIC OF KOREA	1,269.08	18,049	827,908	20,117
	SINGAPORE	1,843.82	111,942	5,134,780	117,771
	SWITZERLAND	24.30	20,192	926,207	21,079
	TAIWAN (REP. OF CHINA)	79.80	10,277	471,406	10,373
	UK OF GREAT BRITAIN AND N. IRELAND	129.97	5,770	264,670	6,039
	UNITED STATES OF AMERICA	747.13	80,559	3,695,241	85,534
902480	Machines and appliances for testing materials (other than metals)	164,650.72	8,010,255	367,430,396	8,293,802
	AUSTRIA	82.70	1,732	79,447	2,538
	CANADA	42.73	15,924	730,434	15,959
	FINLAND	2.47	466	21,375	497
	GERMANY	2,804.54	363,632	16,679,799	385,531
	HONG KONG, CHINA	882.70	48,795	2,238,227	51,128
	INDIA	1,013.35	27,953	1,282,204	28,992
	INDONESIA	53.95	5,743	263,431	6,091
	ITALY	2,028.21	79,429	3,643,409	84,347
	JAMAICA (EXCLUDES CAYMAN IS.,TURKS,CAICOS)	53.32	4,358	199,901	4,536
	JAPAN	33,048.29	1,906,707	87,460,650	1,997,228
	MALAYSIA	17,233.74	2,804,381	128,636,957	2,821,801
	NETHERLANDS	43.64	8,417	386,088	9,195
	PEOPLE'S REPUBLIC OF CHINA	77,816.42	738,656	33,882,151	773,608
	REPUBLIC OF KOREA	1,381.69	170,410	7,816,706	183,970
	SINGAPORE	3,655.08	302,541	13,877,556	318,859
	SPAIN	111.47	13,187	604,888	13,809
	SWITZERLAND	28.07	4,028	184,764	4,193
	TAIWAN (REP. OF CHINA)	11,422.39	428,873	19,672,405	447,776
	THAILAND	1,869.41	283,014	12,981,852	290,796
	UK OF GREAT BRITAIN AND N. IRELAND	1,797.91	115,157	5,282,251	124,218
	UNITED STATES OF AMERICA	9,278.64	686,852	31,505,901	728,730
902490	Parts and accessories for machines and appliances of heading No. 90.24	962,838.21	30,525,398	1,400,200,008	32,237,477
	AUSTRALIA	439.07	6,002	275,312	6,295
	AUSTRIA	48.35	15,346	703,921	15,873
	BELGIUM	3,436.82	234,171	10,741,424	253,276
	CANADA	76.23	2,286	104,859	2,406
	COSTA RICA	1.28	396	18,165	422
	CZECH REPUBLIC (CZECHOSLOVAKIA)	56.52	5,113	234,533	5,789
	DENMARK	103.09	6,684	306,595	7,179
	ECUADOR	0.87	104	4,770	108
	FINLAND	20.63	538	24,678	582
	FRANCE	1,503.67	502,730	23,060,225	534,191
	GABON	1.21	2,820	129,353	2,899
	GERMANY	4,368.92	1,497,657	68,697,527	1,566,645
	GREECE	8.32	5,801	266,092	5,997
	HONG KONG, CHINA	118,059.58	1,428,767	65,537,542	1,511,499
	HUNGARY	1.28	116	5,321	119
	INDIA	9,965.86	203,587	9,338,536	218,256
	INDONESIA	4,392.81	151,688	6,957,929	156,566
	IRELAND	27.08	11,481	526,633	12,721
	ISRAEL	36.77	9,423	432,233	9,764
	ITALY	4,348.27	671,584	30,805,558	697,653
	JAMAICA (EXCLUDES CAYMAN IS.,TURKS,CAICOS)	0.30	25	1,147	27
	JAPAN	374,271.72	7,800,801	357,822,742	8,254,556
	MACAU	1,104.10	91,852	4,213,251	95,797
	MALAYSIA	11,123.96	356,858	16,369,077	373,572
	MEXICO	54.54	112,780	5,173,219	117,370
	NETHERLANDS	5,635.52	398,783	18,292,176	419,546
	NORWAY	22.49	13,492	618,878	14,415
	PEOPLE'S REPUBLIC OF CHINA	215,637.17	1,705,582	78,235,046	1,832,564
	POLAND	139.18	13,085	600,209	13,867
	PORTUGAL	54.96	2,524	115,776	2,697
	REPUBLIC OF KOREA	40,102.86	981,963	45,042,643	1,028,588
	SIERRA LEONE	13.56	197	9,036	279
	SINGAPORE	37,113.97	1,808,122	82,938,556	1,889,616
	SLOVAK REPUBLIC (SLOVAKIA)	1.68	31	1,422	41

TABLE 8 - Continued

PSCC CODE	COMMODITY AND COUNTRY OF ORIGIN	GROSS WEIGHT (GK)	FOB VALUE		CIF DOLLARS
			DOLLARS	PESOS	
	SLOVENIA	2.17	449	20,596	600
	SPAIN	184.93	39,553	1,814,296	41,760
	SWEDEN	1,752.00	84,070	3,856,291	88,345
	SWITZERLAND	442.96	64,456	2,956,597	67,375
	TAIWAN (REP. OF CHINA)	56,941.48	1,038,756	47,647,738	1,100,097
	THAILAND	41,082.22	730,586	33,511,980	760,305
	TURKEY	75.70	1,268	58,163	1,299
	UK OF GREAT BRITAIN AND N. IRELAND	2,012.16	500,434	22,954,908	528,685
	UNITED ARAB EMIRATES, N.E.S.	62.50	12,131	556,449	12,390
	UNITED STATES OF AMERICA	26,014.38	9,629,421	441,701,541	10,189,551
	VIETNAM	2,095.07	381,885	17,517,065	395,895
9025	Hydrometers and similar floating instruments, thermometers, pyrometers, barometers, hygrometers and psychrometers, recording or not, and any combination of these instruments.	303,860.69	9,109,160	417,837,179	9,629,207
902511	Thermometers and pyrometers, not combined with other instruments, liquid-filled, for direct reading	59,832.87	1,858,026	85,227,653	1,913,577
	AUSTRALIA	10.83	454	20,825	485
	BELGIUM	14,698.57	809,609	37,136,765	834,075
	DENMARK	6.92	519	23,807	559
	FRANCE	13.91	1,038	47,613	1,047
	GERMANY	436.34	22,534	1,033,635	23,329
	HONG KONG, CHINA	16.64	3,627	166,370	3,741
	INDIA	80.77	7,422	340,447	8,080
	JAPAN	422.76	24,589	1,127,897	26,371
	MALAYSIA	14,481.67	782,247	35,881,670	801,839
	NETHERLANDS	392.75	71,935	3,299,658	74,116
	PEOPLE'S REPUBLIC OF CHINA	26,060.34	34,979	1,604,487	36,408
	REPUBLIC OF KOREA	2.50	576	26,421	624
	SINGAPORE	35.95	8,061	369,758	8,613
	SWITZERLAND	51.94	5,940	272,468	6,322
	TAIWAN (REP. OF CHINA)	2,289.91	61,296	2,811,648	63,406
	THAILAND	7.61	421	19,311	492
	UK OF GREAT BRITAIN AND N. IRELAND	1.74	138	6,330	160
	UNITED STATES OF AMERICA	821.72	22,641	1,038,543	23,910
902519	Thermometers and pyrometers, not combined with other instruments, (except liquid-filled, for direct reading)	123,655.11	3,175,471	145,658,860	3,346,753
	AUSTRALIA	70.86	3,319	152,243	3,581
	AUSTRIA	7.96	8,923	409,298	9,451
	BELGIUM	8,665.57	14,239	653,143	15,207
	CANADA	26.71	5,808	266,413	6,122
	CUBA	1.74	992	45,503	1,125
	CZECH REPUBLIC (CZECHOSLOVAKIA)	5.85	1,089	49,952	1,185
	DENMARK	17.50	2,441	111,969	2,458
	FINLAND	3.34	3,388	155,408	3,575
	FRANCE	317.10	26,396	1,210,785	28,394
	GERMANY	2,365.12	215,789	9,898,242	231,615
	HONG KONG, CHINA	796.22	27,872	1,278,489	29,035
	INDIA	896.50	51,924	2,381,754	54,773
	INDONESIA	18.99	6,604	302,926	7,036
	ISRAEL	4.77	799	36,650	948
	ITALY	294.94	27,162	1,245,921	28,486
	JAPAN	3,679.63	210,138	9,639,030	227,759
	MALAYSIA	1,781.23	11,770	539,890	12,370
	MEXICO	12.51	1,126	51,650	1,246
	NETHERLANDS	178.54	31,457	1,442,933	32,776
	NORWAY	8.28	77	3,532	83
	PEOPLE'S REPUBLIC OF CHINA	61,190.54	881,868	40,451,285	918,148
	POLAND	72.71	4,048	185,681	4,742
	REPUBLIC OF KOREA	10,081.59	74,397	3,412,591	80,896
	SINGAPORE	17,438.58	830,860	38,111,549	860,068
	SPAIN	97.53	12,124	556,128	12,544
	SWEDEN	27.93	10,239	469,663	10,877
	SWITZERLAND	248.80	51,108	2,344,324	51,616
	TAIWAN (REP. OF CHINA)	4,085.95	101,897	4,674,016	106,749
	THAILAND	73.72	6,157	282,422	6,397
	TURKEY	24.19	493	22,614	647
	UK OF GREAT BRITAIN AND N. IRELAND	1,085.62	106,752	4,896,714	118,818
	UNITED ARAB EMIRATES, N.E.S.	15.66	522	23,944	608
	UNITED STATES OF AMERICA	10,037.88	441,114	20,233,899	474,649

TABLE 8 - *Continued*

PSCC CODE	COMMODITY AND COUNTRY OF ORIGIN	GROSS WEIGHT (GK)	FOB VALUE		CIF DOLLARS
			DOLLARS	PESOS	
	VIETNAM	21.05	2,579	118,299	2,769
902580	Other hydrometers and similar floating instruments, n.e.s.	37,249.86	1,488,054	68,257,039	1,661,077
	AUSTRALIA	2,143.10	26,960	1,236,655	27,940
	AUSTRIA	32.71	39,600	1,816,453	39,811
	BELGIUM	58.08	3,373	154,720	3,828
	CANADA	23.75	1,767	81,052	1,942
	CZECH REPUBLIC (CZECHOSLOVAKIA)	4.60	1,529	70,135	1,592
	DENMARK	0.85	508	23,302	527
	FINLAND	33.10	12,118	555,852	81,457
	FRANCE	176.35	64,481	2,957,743	67,152
	GERMANY	612.79	143,987	6,604,684	148,457
	HONG KONG, CHINA	626.63	119,034	5,460,090	124,735
	INDIA	1.50	411	18,853	423
	INDONESIA	638.45	10,138	465,030	11,884
	ISRAEL	17.81	2,154	98,804	2,381
	ITALY	677.21	9,599	440,306	11,723
	JAPAN	7,057.33	196,203	8,999,832	229,124
	MALAYSIA	179.10	4,807	220,497	5,202
	NETHERLANDS	56.41	5,906	270,908	6,608
	PEOPLE'S REPUBLIC OF CHINA	9,761.30	72,157	3,309,842	76,594
	REPUBLIC OF KOREA	504.35	41,935	1,923,559	43,870
	SINGAPORE	2,618.59	170,870	7,837,808	182,573
	SPAIN	1.34	47	2,156	47
	SWEDEN	5.93	150	6,881	157
	SWITZERLAND	74.83	33,110	1,518,755	34,878
	TAIWAN (REP. OF CHINA)	3,255.56	35,496	1,628,202	37,571
	THAILAND	8.31	858	39,356	903
	UK OF GREAT BRITAIN AND N. IRELAND	397.12	108,880	4,994,325	115,230
	UNITED ARAB EMIRATES, N.E.S.	28.05	878	40,274	914
	UNITED STATES OF AMERICA	7,831.97	265,152	12,162,522	279,861
	VIETNAM	422.74	115,946	5,318,443	123,693
902590	Parts and accessories of heading No. 90.25	83,122.85	2,587,609	118,693,627	2,707,800
	AUSTRALIA	451.54	5,992	274,853	6,751
	AUSTRIA	14.35	3,057	140,225	3,264
	BELGIUM	114.00	8,608	394,849	8,915
	CZECH REPUBLIC (CZECHOSLOVAKIA)	6.82	1,969	90,318	2,044
	DENMARK	176.02	3,162	145,041	3,372
	FINLAND	10.06	3,414	156,600	3,570
	FRANCE	29.31	18,740	859,604	19,825
	GERMANY	567.89	80,469	3,691,113	84,500
	HONG KONG, CHINA	2,841.65	76,234	3,496,854	79,473
	INDIA	1,543.69	11,622	533,101	14,736
	INDONESIA	3.34	531	24,357	613
	ITALY	30.84	7,857	360,401	8,160
	JAPAN	16,908.25	1,368,525	62,774,242	1,424,076
	MALAYSIA	20.60	7,008	321,457	7,222
	MEXICO	29.48	3,446	158,068	3,488
	MYANMAR, UNION OF (BURMA)	5.22	1,470	67,429	1,472
	NETHERLANDS	246.44	56,565	2,594,637	58,938
	NORWAY	3.48	5,593	256,551	6,122
	PEOPLE'S REPUBLIC OF CHINA	43,564.75	194,697	8,930,751	201,667
	REPUBLIC OF KOREA	4,835.75	88,765	4,071,651	94,042
	SINGAPORE	5,299.50	96,941	4,446,684	101,771
	SPAIN	162.46	9,167	420,490	9,565
	SWEDEN	2.00	396	18,165	449
	SWITZERLAND	45.89	17,966	824,100	19,217
	TAIWAN (REP. OF CHINA)	745.44	43,334	1,987,730	44,986
	THAILAND	119.70	60,550	2,777,429	63,054
	UK OF GREAT BRITAIN AND N. IRELAND	305.68	88,838	4,074,999	91,501
	UNITED STATES OF AMERICA	5,038.70	322,693	14,801,928	345,007
9026	Instruments and apparatus for measuring or checking the flow, level, pressure or other variables of liquids or gases (for example, flowmeters, level gauges, manometers, heat meters), excluding instruments and apparatus of heading 90.14, 90.15, 90.28 or 90.32.	794,959.32	22,664,594	1,039,624,932	24,131,779
902610	Instruments and apparatus for measuring or checking the flow or level of liquids	562,925.32	10,270,021	471,085,863	10,967,838

TABLE 8 - Continued

PSCC CODE	COMMODITY AND COUNTRY OF ORIGIN	GROSS WEIGHT (GK)	FOB VALUE		CIF
			DOLLARS	PESOS	DOLLARS
	AUSTRALIA	834.74	84,779	3,888,813	89,246
	AUSTRIA	0.83	38	1,743	112
	BELGIUM	1,308.47	114,624	5,257,802	120,403
	CANADA	239.07	34,140	1,566,002	36,272
	CZECH REPUBLIC (CZECHOSLOVAKIA)	31.27	3,123	143,252	3,841
	DENMARK	121.31	9,982	457,874	11,016
	FINLAND	0.83	1,268	58,163	1,354
	FRANCE	6,788.28	366,795	16,824,886	404,752
	GERMANY	6,895.38	829,409	38,044,992	861,794
	HONG KONG, CHINA	558.76	52,555	2,410,698	54,826
	HUNGARY	18.43	3,424	157,059	3,488
	INDIA	1,445.93	51,078	2,342,949	53,187
	INDONESIA	7.62	771	35,366	797
	IRELAND	7,315.40	464,032	21,285,148	477,004
	ISRAEL	4.03	502	23,027	540
	ITALY	19,519.69	1,927,830	88,429,562	2,015,776
	JAPAN	188,978.21	1,658,085	76,056,359	1,808,396
	MALAYSIA	9,774.32	50,953	2,337,214	54,258
	MEXICO	55.57	5,920	271,550	6,747
	NETHERLANDS	668.25	59,520	2,730,182	61,418
	NEW ZEALAND	83.92	3,885	178,205	4,044
	PEOPLE'S REPUBLIC OF CHINA	67,715.26	2,277,210	104,455,623	2,328,704
	QATAR	2.01	57	2,615	68
	REPUBLIC OF KOREA	123,939.68	61,220	2,808,162	66,581
	RUSSIAN FEDERATION	4.15	83	3,807	89
	SINGAPORE	8,246.33	728,893	33,434,321	768,318
	SLOVENIA	2.33	1,150	52,751	1,316
	SPAIN	474.81	34,854	1,598,753	37,723
	SWEDEN	488.88	57,539	2,639,314	60,429
	SWITZERLAND	902.91	174,748	8,015,691	183,391
	TAIWAN (REP. OF CHINA)	5,955.56	226,799	10,403,270	227,960
	THAILAND	3,797.17	143,234	6,570,142	145,682
	TURKEY	10.00	160	7,339	171
	UK OF GREAT BRITAIN AND N. IRELAND	13,812.10	141,943	6,510,925	151,196
	UNITED ARAB EMIRATES, N.E.S.	311.58	2,406	110,363	2,786
	UNITED STATES OF AMERICA	92,161.98	646,074	29,635,415	872,613
	VIETNAM	450.26	50,938	2,336,526	51,540
902620	Instruments and apparatus for measuring or checking pressure	113,526.60	7,345,974	336,959,833	7,857,695
	ALBANIA	1.48	102	4,679	108
	AUSTRALIA	616.31	30,058	1,378,761	32,519
	AUSTRIA	7.29	1,364	62,567	1,423
	BELGIUM	354.93	13,572	622,548	14,479
	BRAZIL	1.47	1,837	84,263	1,839
	CANADA	22.23	1,947	89,309	2,096
	CZECH REPUBLIC (CZECHOSLOVAKIA)	23.28	3,272	150,087	3,281
	DENMARK	294.92	15,232	698,692	15,949
	DOMINICA	5.37	2,442	112,015	2,447
	FRANCE	1,356.87	46,442	2,130,294	53,697
	GERMANY	8,021.05	779,033	35,734,244	823,240
	HONG KONG, CHINA	883.39	45,015	2,064,838	47,705
	HUNGARY	4.88	920	42,200	991
	INDIA	3,198.39	112,675	5,168,402	116,417
	INDONESIA	1.57	597	27,385	617
	ISRAEL	7.34	569	26,100	589
	ITALY	1,172.27	145,082	6,654,912	149,939
	JAPAN	20,999.12	2,675,336	122,717,663	2,940,623
	LIECHTENSTEIN	0.79	733	33,623	757
	MALAYSIA	1,421.07	134,596	6,173,918	138,108
	MEXICO	19.60	1,763	80,869	1,950
	NETHERLANDS	632.22	58,101	2,665,093	62,247
	NORWAY	459.55	30,444	1,396,466	32,603
	PEOPLE'S REPUBLIC OF CHINA	41,575.63	1,000,767	45,905,183	1,050,186
	POLAND	1,515.57	84,258	3,864,914	95,213
	REPUBLIC OF KOREA	1,049.42	104,217	4,780,434	111,870
	SINGAPORE	11,133.08	1,143,923	52,471,749	1,191,195
	SOUTH AFRICA, REP. OF	87.97	4,375	200,681	4,389
	SPAIN	105.56	6,610	303,201	7,246
	SWEDEN	39.33	3,693	169,398	4,089
	SWITZERLAND	266.99	36,555	1,676,778	38,736
	TAIWAN (REP. OF CHINA)	6,420.58	91,054	4,176,647	95,337
	THAILAND	1,205.64	30,128	1,381,971	31,578
	TURKEY	24.79	526	24,128	593

TABLE 8 - Continued

PSCC CODE	COMMODITY AND COUNTRY OF ORIGIN	GROSS WEIGHT (GK)	FOB VALUE		CIF DOLLARS
			DOLLARS	PESOS	
	UK OF GREAT BRITAIN AND N. IRELAND	1,450.83	152,533	6,996,688	159,253
	UNITED ARAB EMIRATES, N.E.S.	2.75	1,290	59,173	1,376
	UNITED STATES OF AMERICA	9,133.84	581,867	26,690,240	619,826
	VIETNAM	9.23	3,046	139,720	3,184
902680	Instruments and apparatus for measuring or checking other variables of liquids or gases	50,104.10	2,674,081	122,660,095	2,802,846
	AUSTRALIA	157.61	26,774	1,228,123	27,746
	BRAZIL	1,951.72	576	26,421	612
	CANADA	29.35	11,440	524,753	11,609
	CZECH REPUBLIC (CZECHOSLOVAKIA)	7.14	2,908	133,390	3,196
	DENMARK	40.50	1,873	85,915	2,247
	FRANCE	705.02	50,906	2,335,058	53,941
	GERMANY	2,531.22	503,882	23,113,068	532,623
	GHANA	22.02	3,771	172,976	3,926
	HONG KONG, CHINA	286.58	50,345	2,309,325	52,051
	INDIA	10,927.92	78,105	3,582,676	81,901
	IRELAND	2.44	476	21,834	491
	ITALY	32.14	5,504	252,469	5,579
	JAPAN	3,592.15	385,831	17,698,068	411,104
	MALAYSIA	2,969.09	71,528	3,280,989	73,704
	NETHERLANDS	122.92	14,618	670,528	15,406
	PEOPLE'S REPUBLIC OF CHINA	14,401.28	195,985	8,989,832	203,958
	REPUBLIC OF KOREA	2,180.15	83,299	3,820,925	90,422
	SINGAPORE	1,361.38	169,281	7,764,919	178,190
	SOUTH AFRICA, REP. OF	55.74	3,857	176,920	3,953
	SPAIN	11.68	1,252	57,429	1,305
	SWEDEN	11.02	532	24,403	559
	SWITZERLAND	1,013.43	185,749	8,520,307	192,383
	TAIWAN (REP. OF CHINA)	1,899.68	8,185	375,446	8,919
	THAILAND	2,131.43	29,685	1,361,651	30,880
	UK OF GREAT BRITAIN AND N. IRELAND	1,776.12	356,316	16,344,215	367,826
	UNITED ARAB EMIRATES, N.E.S.	3.89	777	35,641	809
	UNITED STATES OF AMERICA	1,880.48	430,626	19,752,814	447,506
902690	Parts and accessories of instruments and apparatus of heading No. 90.26	68,403.30	2,374,518	108,919,141	2,503,400
	ANDORRA	19.97	1,272	58,347	1,282
	AUSTRALIA	168.49	4,057	186,094	4,463
	BELGIUM	95.65	6,512	298,705	6,782
	CANADA	170.22	18,704	857,952	19,731
	CZECH REPUBLIC (CZECHOSLOVAKIA)	12.08	2,105	96,556	2,425
	DENMARK	47.52	11,932	547,321	12,524
	FRANCE	474.59	59,745	2,740,504	65,443
	GERMANY	1,111.29	138,526	6,354,188	147,741
	HONG KONG, CHINA	514.05	20,622	945,932	22,364
	INDIA	66.84	16,667	764,515	16,682
	INDONESIA	1,254.31	1,385	63,530	1,470
	ISRAEL	20.77	14,208	651,721	14,627
	ITALY	404.65	264,365	12,126,422	273,808
	JAPAN	2,657.34	139,806	6,412,901	151,531
	MALAYSIA	217.29	43,389	1,990,254	47,150
	MEXICO	0.85	50	2,294	53
	NETHERLANDS	78.87	63,011	2,890,314	65,616
	NORWAY	7.09	32,625	1,496,508	34,104
	PEOPLE'S REPUBLIC OF CHINA	19,458.16	101,173	4,640,806	105,909
	POLAND	9.57	522	23,944	601
	REPUBLIC OF KOREA	678.72	12,293	563,880	13,353
	SINGAPORE	5,712.12	398,673	18,287,131	422,567
	SPAIN	3.16	439	20,136	495
	SWEDEN	461.87	7,902	362,465	8,747
	SWITZERLAND	110.50	49,290	2,260,932	51,333
	TAIWAN (REP. OF CHINA)	421.13	20,902	958,775	21,057
	THAILAND	21,639.39	322,567	14,796,148	330,153
	UK OF GREAT BRITAIN AND N. IRELAND	684.80	122,357	5,612,516	131,909
	UNITED ARAB EMIRATES, N.E.S.	552.83	18,694	857,494	19,195
	UNITED STATES OF AMERICA	11,349.18	480,725	22,050,856	510,285

TABLE 8 - Continued

PSCC CODE	COMMODITY AND COUNTRY OF ORIGIN	GROSS WEIGHT (GK)	FOB VALUE		CIF
			DOLLARS	PESOS	DOLLARS
9027	Instruments and apparatus for physical or chemical analysis (for example, polarimeters, refractometers, spectrometers, gas or smoke analysis apparatus); instruments and apparatus for measuring or checking viscosity, porosity, expansion, surface tension or the like; instruments and apparatus for measuring or checking quantities of heat, sound or light (including exposure meters); microtomes.	786,946.65	56,090,802	2,572,885,089	59,053,949
902710	Gas or smoke analysis apparatus	38,081.01	5,358,724	245,804,671	5,585,588
	AUSTRALIA	361.06	144,245	6,616,518	145,804
	AUSTRIA	0.83	3,345	153,435	3,574
	BELGIUM	8.15	748	34,311	769
	CANADA	162.65	121,513	5,573,802	125,568
	DENMARK	1,846.70	135,098	6,196,945	145,410
	FINLAND	64.09	41,210	1,890,303	43,366
	FRANCE	155.10	25,591	1,173,859	26,552
	GERMANY	12,505.44	1,597,449	73,274,985	1,652,229
	HONG KONG, CHINA	408.35	19,041	873,411	19,655
	HUNGARY	21.76	2,911	133,528	3,673
	INDIA	169.67	8,093	371,226	8,951
	IRELAND	1.74	1,107	50,778	1,202
	ITALY	87.61	10,458	479,708	11,087
	JAPAN	528.26	78,938	3,620,886	83,343
	MALAYSIA	736.14	18,277	838,366	19,228
	MEXICO	14.80	11,867	544,339	12,221
	NETHERLANDS	256.69	130,944	6,006,401	134,071
	NORWAY	34.96	7,195	330,035	7,489
	PEOPLE'S REPUBLIC OF CHINA	7,608.31	339,871	15,589,883	362,357
	REPUBLIC OF KOREA	524.57	107,361	4,924,649	111,556
	SINGAPORE	5,097.42	1,178,764	54,069,905	1,212,236
	SOUTH AFRICA, REP. OF	2.50	1,312	60,181	1,402
	SWEDEN	1,714.42	124,509	5,711,228	147,670
	SWITZERLAND	21.28	6,431	294,990	6,839
	TAIWAN (REP. OF CHINA)	1,255.91	184,703	8,472,327	193,001
	THAILAND	296.23	15,647	717,728	16,366
	UK OF GREAT BRITAIN AND N. IRELAND	875.37	162,612	7,459,013	168,688
	UNITED STATES OF AMERICA	3,321.00	879,484	40,341,931	921,281
902720	Chromatographs and electrophoresis instruments	15,977.07	2,450,687	112,413,014	2,532,402
	GERMANY	28.57	3,994	183,205	4,083
	HONG KONG, CHINA	1,071.09	146,094	6,701,332	150,287
	INDONESIA	166.38	6,655	305,265	7,515
	ISRAEL	2.98	595	27,293	612
	ITALY	406.11	71,894	3,297,778	71,968
	JAPAN	1,376.66	267,599	12,274,766	279,204
	PEOPLE'S REPUBLIC OF CHINA	852.46	62,212	2,853,664	69,308
	REPUBLIC OF KOREA	74.42	16,880	774,286	16,909
	SINGAPORE	3,827.23	1,142,659	52,413,768	1,181,676
	SWEDEN	48.69	1,439	66,007	1,675
	SWITZERLAND	186.59	69,733	3,198,653	71,771
	UK OF GREAT BRITAIN AND N. IRELAND	7.06	416	19,082	444
	UNITED STATES OF AMERICA	7,928.83	660,517	30,297,915	676,950
902730	Spectrometers, spectrophotometers and spectrographs using optical radiations (UV, visible, IR)	69,993.27	8,274,309	379,542,552	8,644,061
	AUSTRALIA	2,483.29	219,309	10,059,703	228,659
	AUSTRIA	9.15	31,874	1,462,060	32,717
	CANADA	295.53	29,836	1,368,578	31,657
	DENMARK	3,049.77	63,920	2,932,010	66,538
	FINLAND	375.75	156,851	7,194,755	157,052
	FRANCE	519.79	34,412	1,578,478	35,953
	GERMANY	13,331.07	1,578,454	72,403,685	1,630,798
	HONG KONG, CHINA	290.29	51,862	2,378,910	53,588
	INDIA	35.20	1,301	59,677	1,370
	INDONESIA	676.28	61,405	2,816,647	70,403
	ISRAEL	60.15	17,647	809,468	17,707
	ITALY	3,460.71	203,784	9,347,572	204,781
	JAPAN	12,804.06	1,415,664	64,936,507	1,510,905
	LITHUANIA	26.40	417	19,128	434
	MALAYSIA	1,786.24	431,978	19,814,831	450,412
	NETHERLANDS	1,069.92	181,066	8,305,497	190,105

TABLE 8 - Continued

PSCC CODE	COMMODITY AND COUNTRY OF ORIGIN	GROSS WEIGHT (GK)	FOB VALUE		CIF
			DOLLARS	PESOS	DOLLARS
	PEOPLE'S REPUBLIC OF CHINA	3,100.41	272,491	12,499,162	284,353
	REPUBLIC OF KOREA	3,976.80	124,782	5,723,750	131,283
	SINGAPORE	5,389.14	1,568,750	71,958,563	1,642,215
	SPAIN	164.19	8,664	397,418	9,000
	SWEDEN	74.39	108,218	4,963,960	111,617
	THAILAND	1,347.86	375,077	17,204,782	384,955
	TURKEY	167.08	3,780	173,389	3,935
	UK OF GREAT BRITAIN AND N. IRELAND	1,971.01	180,185	8,265,086	189,985
	UNITED STATES OF AMERICA	13,167.77	1,119,907	51,370,134	1,167,494
	VIRGIN ISLANDS (U.S.)	361.02	32,675	1,498,802	36,145
902740	Exposure meters	10,015.70	1,377,933	63,205,786	1,475,362
	CANADA	2.08	1,955	89,676	2,152
	FINLAND	15.83	8,613	395,078	9,203
	FRANCE	1,777.32	212,817	9,761,916	231,020
	GERMANY	100.21	30,764	1,411,145	31,831
	HONG KONG, CHINA	15.32	9,456	433,747	9,731
	HUNGARY	243.54	51,016	2,340,104	53,875
	INDIA	240.52	76,738	3,519,972	78,882
	ISRAEL	7.35	39,676	1,819,938	39,707
	ITALY	7.91	863	39,586	890
	JAPAN	2,883.46	262,517	12,041,655	295,820
	MALAYSIA	344.72	9,073	416,179	9,393
	NETHERLANDS	50.75	30,027	1,377,338	30,063
	PEOPLE'S REPUBLIC OF CHINA	41.68	3,412	156,508	3,568
	REPUBLIC OF KOREA	445.36	59,982	2,751,374	66,239
	SINGAPORE	650.54	66,390	3,045,309	70,125
	SWEDEN	413.54	46,659	2,140,248	47,798
	SWITZERLAND	73.61	3,934	180,453	4,045
	TAIWAN (REP. OF CHINA)	7.63	8,958	410,903	9,264
	UK OF GREAT BRITAIN AND N. IRELAND	72.88	18,332	840,889	18,787
	UNITED STATES OF AMERICA	2,621.45	436,751	20,033,768	462,969
902750	Other instruments and apparatus using optical radiations (UV, visible, IR)	32,256.37	5,915,535	271,345,589	6,177,625
	ARGENTINA	187.81	35,291	1,618,798	37,163
	AUSTRALIA	1,502.60	305,390	14,008,239	314,107
	AUSTRIA	1.74	1,215	55,732	1,246
	BELGIUM	1,938.90	305,243	14,001,496	326,127
	CANADA	43.09	40,069	1,837,966	40,396
	CZECH REPUBLIC (CZECHOSLOVAKIA)	172.93	24,509	1,124,228	31,774
	DENMARK	41.88	8,352	383,106	8,368
	FINLAND	369.48	42,566	1,952,502	46,417
	FRANCE	2,012.09	339,271	15,562,361	360,968
	GERMANY	1,446.34	167,081	7,664,006	176,175
	HONG KONG, CHINA	300.51	94,075	4,315,220	97,400
	ITALY	874.23	82,006	3,761,615	87,261
	JAPAN	830.79	188,398	8,641,816	201,365
	MALAYSIA	2.84	177	8,119	186
	NETHERLANDS	9.30	10,419	477,920	10,429
	PEOPLE'S REPUBLIC OF CHINA	783.52	46,176	2,118,093	49,301
	POLAND	1.67	1,175	53,897	1,325
	REPUBLIC OF KOREA	100.31	38,222	1,753,243	40,210
	SINGAPORE	12,559.01	1,739,569	79,794,030	1,833,367
	SPAIN	1,926.67	111,414	5,110,560	119,555
	SWEDEN	11.66	25,077	1,150,282	26,793
	SWITZERLAND	166.20	28,336	1,299,772	29,261
	TAIWAN (REP. OF CHINA)	14.31	37,683	1,728,519	38,818
	THAILAND	3.33	499	22,889	533
	UK OF GREAT BRITAIN AND N. IRELAND	423.92	288,418	13,229,734	293,291
	UNITED STATES OF AMERICA	6,080.53	1,948,822	89,392,465	1,999,180
	VIETNAM	450.71	6,082	278,981	6,609
902780	Instruments and apparatus for physical and chemical analysis, n.e.s.	175,238.92	17,903,791	821,246,897	19,018,664
	AUSTRALIA	4,359.81	187,087	8,581,680	208,167
	AUSTRIA	996.70	325,851	14,946,786	337,754
	BRAZIL	1.74	987	45,274	1,085
	CANADA	6.49	3,318	152,197	3,635
	CZECH REPUBLIC (CZECHOSLOVAKIA)	469.72	38,292	1,756,454	47,648
	DENMARK	40.03	43,783	2,008,326	45,007

TABLE 8 - Continued

PSCC CODE	COMMODITY AND COUNTRY OF ORIGIN	GROSS WEIGHT (GK)	FOB VALUE		CIF DOLLARS
			DOLLARS	PESOS	
	FINLAND	59.51	31,440	1,442,153	31,475
	FRANCE	14,035.93	1,573,107	72,158,418	1,675,569
	GERMANY	14,537.73	2,452,254	112,484,891	2,540,304
	HONG KONG, CHINA	3,385.42	168,191	7,714,921	179,673
	HUNGARY	922.60	74,776	3,429,975	79,678
	INDIA	1,447.00	32,750	1,502,243	35,845
	IRELAND	884.83	68,717	3,152,049	73,130
	ISRAEL	16.73	2,541	116,555	2,652
	ITALY	889.18	299,483	13,737,285	312,015
	JAPAN	20,171.92	3,765,796	172,737,063	4,273,810
	MALAYSIA	995.67	22,630	1,038,038	23,764
	NETHERLANDS	188.50	24,077	1,104,412	26,403
	NEW ZEALAND	109.66	4,743	217,561	4,958
	NORWAY	70.82	26,719	1,225,601	27,504
	PEOPLE'S REPUBLIC OF CHINA	54,551.49	1,093,050	50,138,204	1,133,966
	POLAND	704.03	45,942	2,107,360	47,683
	REPUBLIC OF KOREA	4,497.41	296,590	13,604,584	313,226
	SAO TOME AND PRINCIPE, DEM. REP. OF	30.89	10,193	467,553	10,509
	SINGAPORE	15,695.82	2,273,017	104,263,290	2,353,172
	SOUTH AFRICA, REP. OF	386.68	69,181	3,173,332	71,318
	SPAIN	1,174.50	129,987	5,962,504	135,067
	SWEDEN	164.54	104,886	4,811,121	108,324
	SWITZERLAND	14,875.84	2,006,459	92,036,275	2,076,630
	TAIWAN (REP. OF CHINA)	4,962.54	270,047	12,387,056	281,723
	THAILAND	67.18	29,862	1,369,770	31,565
	TURKEY	91.67	2,590	118,803	2,637
	UK OF GREAT BRITAIN AND N. IRELAND	1,595.33	506,153	23,217,239	514,084
	UNITED ARAB EMIRATES, N.E.S.	8.68	2,060	94,492	2,241
	UNITED STATES OF AMERICA	12,842.33	1,917,232	87,943,432	2,006,443
902790	Microtomes; parts and accessories of instruments and apparatus for physical or chemical analysis	445,384.31	14,809,823	679,326,580	15,620,247
	ARGENTINA	35.45	5,070	232,561	5,277
	AUSTRALIA	340.65	43,763	2,007,408	45,916
	AUSTRIA	854.50	243,604	11,174,116	266,501
	BELGIUM	3,109.56	704,803	32,329,314	738,913
	CANADA	375.23	98,895	4,536,313	101,848
	CAYMAN ISLANDS	3.54	292	13,394	304
	CZECH REPUBLIC (CZECHOSLOVAKIA)	151.32	11,270	516,954	11,562
	DENMARK	533.93	66,666	3,057,970	69,100
	FINLAND	315.77	31,752	1,456,464	34,249
	FRANCE	4,068.86	512,248	23,496,816	536,518
	GERMANY	8,368.58	1,283,724	58,884,421	1,353,736
	HONG KONG, CHINA	2,945.30	197,977	9,081,206	205,389
	HUNGARY	357.76	25,928	1,189,317	31,434
	INDIA	690.44	32,688	1,499,398	34,083
	INDONESIA	41.64	4,997	229,212	5,339
	IRELAND	2,203.75	244,001	11,192,326	271,079
	ISRAEL	96.58	5,928	271,918	7,159
	ITALY	1,988.74	69,490	3,187,507	72,839
	JAPAN	49,561.76	1,520,032	69,723,867	1,645,610
	MALAYSIA	3,035.89	418,938	19,216,685	431,385
	MEXICO	64.02	48,867	2,241,529	58,261
	MOROCCO	8.34	1,210	55,503	1,274
	NETHERLANDS	385.01	225,526	10,344,877	245,287
	NEW ZEALAND	39.00	14,106	647,042	14,744
	NORWAY	31.74	31,141	1,428,438	33,747
	PEOPLE'S REPUBLIC OF CHINA	55,146.04	1,036,388	47,539,117	1,089,435
	POLAND	28.69	9,023	413,885	9,583
	REPUBLIC OF KOREA	225,732.09	749,520	34,380,483	784,187
	SINGAPORE	17,346.64	2,264,551	103,874,954	2,354,252
	SOUTH AFRICA, REP. OF	0.87	503	23,073	585
	SPAIN	834.52	25,813	1,184,042	28,458
	SWEDEN	357.32	162,479	7,452,912	169,712
	SWITZERLAND	507.20	109,996	5,045,516	114,135
	TAIWAN (REP. OF CHINA)	6,529.30	287,930	13,207,349	302,768
	THAILAND	19,624.65	52,620	2,413,680	55,135
	TURKEY	343.76	3,539	162,334	6,627
	U.S. MINOR OUTLYING ISLANDS	7.83	1,779	81,603	1,968
	UK OF GREAT BRITAIN AND N. IRELAND	2,356.95	514,700	23,609,289	541,314
	UNITED STATES OF AMERICA	36,959.21	3,746,496	171,851,771	3,938,891
	VIETNAM	1.88	1,570	72,016	1,643

TABLE 8 - Continued

PSCC CODE	COMMODITY AND COUNTRY OF ORIGIN	GROSS WEIGHT (GK)	FOB VALUE		CIF
			DOLLARS	PESOS	DOLLARS
9028	Gas, liquid or electricity supply or production meters, including calibrating meters therefor.	2,554,923.29	32,603,994	1,495,545,204	33,770,711
902810	Gas meters	18,479.24	520,490	23,874,878	533,892
	AUSTRALIA	1,826.11	96,009	4,403,933	100,696
	CANADA	79.14	3,126	143,390	3,288
	FINLAND	372.50	36,448	1,671,870	37,476
	GERMANY	168.40	11,666	535,119	12,448
	HONG KONG, CHINA	2.38	575	26,375	681
	INDIA	164.47	3,470	159,169	3,813
	ITALY	44.95	4,625	212,149	4,648
	JAPAN	1,166.09	51,833	2,377,580	54,233
	MALAYSIA	870.82	12,417	569,568	12,732
	PEOPLE'S REPUBLIC OF CHINA	3,083.62	5,637	258,569	6,334
	REPUBLIC OF KOREA	2,631.52	3,256	149,353	3,592
	SINGAPORE	12.16	2,060	94,492	2,172
	SPAIN	19.82	388	17,798	502
	SWITZERLAND	8.35	928	42,567	979
	TAIWAN (REP. OF CHINA)	5,114.74	183,517	8,417,925	183,827
	THAILAND	521.78	11,392	522,551	11,402
	UK OF GREAT BRITAIN AND N. IRELAND	10.29	967	44,356	986
	UNITED STATES OF AMERICA	2,308.79	90,834	4,166,556	92,649
	VIETNAM	73.31	1,342	61,558	1,434
902820	Liquid meters	853,527.01	5,358,871	245,811,414	5,600,100
	AFGHANISTAN	50.73	1,051	48,209	1,125
	AUSTRALIA	266.44	6,849	314,164	7,789
	AUSTRIA	15.06	5,335	244,716	5,564
	BRAZIL	2,376.17	45,600	2,091,672	48,841
	CANADA	21.15	1,692	77,612	1,703
	DENMARK	13.12	139	6,376	143
	FINLAND	11.32	403	18,486	429
	FRANCE	17,211.37	950,469	43,598,014	1,007,724
	GERMANY	1,580.62	38,352	1,759,206	42,225
	INDONESIA	71,822.48	810,077	37,158,232	827,841
	ISRAEL	7,477.36	58,693	2,692,248	63,483
	ITALY	1,720.08	37,801	1,733,932	39,152
	JAPAN	5,093.32	44,255	2,029,977	45,978
	MALAYSIA	7,889.23	146,067	6,700,093	153,734
	NETHERLANDS	7,126.43	400,000	18,348,000	423,124
	PEOPLE'S REPUBLIC OF CHINA	651,854.22	2,226,994	102,152,215	2,314,525
	POLAND	1,168.87	3,178	145,775	3,543
	REPUBLIC OF KOREA	52.14	927	42,521	991
	SINGAPORE	45,449.08	94,975	4,356,503	97,498
	SPAIN	98.84	5,090	233,478	5,883
	SWEDEN	22.08	2,045	93,805	2,268
	SWITZERLAND	257.95	22,038	1,010,883	23,712
	TAIWAN (REP. OF CHINA)	10,501.46	23,646	1,084,642	24,277
	THAILAND	13,108.94	188,081	8,627,275	193,497
	UK OF GREAT BRITAIN AND N. IRELAND	7,081.86	147,938	6,785,916	159,556
	UNITED STATES OF AMERICA	1,256.69	97,176	4,457,464	105,495
902830	Electricity meters	1,154,979.42	18,123,117	831,307,373	18,797,294
	AUSTRALIA	1,381.03	159,782	7,329,200	170,406
	BELGIUM	1.51	102	4,679	112
	CANADA	234.37	39,605	1,816,681	42,108
	DENMARK	24.86	1,559	71,511	1,587
	FRANCE	289.38	35,095	1,609,807	39,143
	GERMANY	61,113.31	1,883,604	86,400,915	1,982,527
	HONG KONG, CHINA	94.22	7,682	352,373	8,128
	INDIA	887.28	9,114	418,059	9,931
	INDONESIA	5.54	402	18,440	476
	ISRAEL	184.50	32,803	1,504,674	34,094
	ITALY	306.16	8,436	386,959	8,718
	JAPAN	6,835.62	979,628	44,935,537	1,017,717
	MALAYSIA	472.82	4,741	217,470	5,052
	MEXICO	107.28	7,528	345,309	7,611
	NETHERLANDS	78.44	5,180	237,607	5,529
	PEOPLE'S REPUBLIC OF CHINA	909,414.12	6,583,250	301,973,677	6,793,024
	REPUBLIC OF KOREA	8,269.38	51,321	2,354,094	56,348
	SINGAPORE	29,686.69	397,707	18,242,820	413,793

TABLE 8 - Continued

PSCC CODE	COMMODITY AND COUNTRY OF ORIGIN	GROSS WEIGHT (GK)	FOB VALUE		CIF DOLLARS
			DOLLARS	PESOS	
	SLOVAK REPUBLIC (SLOVAKIA)	1,418.21	4,212	193,204	4,326
	SPAIN	14.54	5,773	264,807	6,086
	SWITZERLAND	112.46	21,182	971,618	22,000
	TAIWAN (REP. OF CHINA)	30.31	4,852	222,561	5,097
	THAILAND	8,193.95	24,210	1,110,512	24,773
	UK OF GREAT BRITAIN AND N. IRELAND	83.33	18,336	841,072	19,116
	UNITED ARAB EMIRATES, N.E.S.	34.48	1,478	67,796	1,519
	UNITED STATES OF AMERICA	125,705.63	7,835,535	359,415,991	8,118,073
902890	Parts and accessories of gas, liquid or electricity supply or production meters, including calibrating meters therefor	527,937.62	8,601,516	394,551,539	8,839,425
	AUSTRALIA	248.13	8,721	400,032	9,072
	AUSTRIA	1.18	484	22,201	513
	CANADA	65.58	18,794	862,081	20,143
	CZECH REPUBLIC (CZECHOSLOVAKIA)	7.34	541	24,816	668
	FRANCE	1,850.67	75,581	3,466,901	82,317
	GERMANY	117.71	28,772	1,319,772	29,213
	HONG KONG, CHINA	1,755.62	8,406	385,583	8,857
	INDIA	4,166.88	99,445	4,561,542	105,863
	ISRAEL	29,838.78	161,053	7,387,501	179,342
	ITALY	40.64	4,000	183,480	4,283
	JAPAN	3,774.56	32,351	1,483,940	33,704
	MALAYSIA	18,544.78	343,460	15,754,510	351,770
	NETHERLANDS	6.96	406	18,623	417
	PEOPLE'S REPUBLIC OF CHINA	287,509.08	2,035,649	93,375,220	2,059,213
	REPUBLIC OF KOREA	97.80	2,048	93,942	2,193
	SINGAPORE	433.19	32,255	1,479,537	33,813
	SPAIN	1.74	820	37,613	884
	SWITZERLAND	0.83	637	29,219	737
	TAIWAN (REP. OF CHINA)	118,685.70	2,434,255	111,659,276	2,506,588
	THAILAND	1.70	1,038	47,614	1,224
	UK OF GREAT BRITAIN AND N. IRELAND	2,387.81	44,907	2,059,884	46,700
	UNITED ARAB EMIRATES, N.E.S.	10.96	470	21,559	502
	UNITED STATES OF AMERICA	19,574.10	428,931	19,675,065	459,432
	VIETNAM	38,815.88	2,838,492	130,201,628	2,901,977
9029	Revolution counters, production counters, taximeters, mileometers, pedometers and the like; speed indicators and tachometers, other than those of heading 90.14 or 90.15; stroboscopes.	906,486.27	9,135,929	419,065,060	9,496,936
902910	Revolution counters, production counters, taximeters, mileometers, pedometers and the like	11,501.86	1,891,309	86,754,342	1,965,723
	AUSTRALIA	9.41	116	5,321	119
	BELGIUM	1.69	127	5,825	138
	BRAZIL	103.55	2,293	105,180	2,723
	CANADA	9.96	850	38,990	984
	CZECH REPUBLIC (CZECHOSLOVAKIA)	2.61	1,525	69,952	1,660
	FRANCE	385.60	47,621	2,184,375	51,060
	GERMANY	106.64	49,419	2,266,850	50,992
	HONG KONG, CHINA	30.76	6,615	303,430	6,807
	INDIA	126.25	15,927	730,571	15,947
	ISRAEL	28.28	12,727	583,787	13,483
	ITALY	25.00	628	28,806	719
	JAPAN	1,532.04	98,646	4,524,892	105,204
	MALAYSIA	160.75	3,110	142,656	3,420
	PEOPLE'S REPUBLIC OF CHINA	1,869.52	39,569	1,815,030	41,740
	REPUBLIC OF KOREA	106.51	3,239	148,573	3,427
	SINGAPORE	4,351.71	265,936	12,198,484	276,580
	SWEDEN	9.75	944	43,301	1,010
	SWITZERLAND	44.38	6,172	283,110	7,119
	TAIWAN (REP. OF CHINA)	227.20	9,421	432,141	9,990
	THAILAND	921.60	1,096,245	50,284,758	1,134,166
	TOGO	0.87	22,452	1,029,873	23,013
	UK OF GREAT BRITAIN AND N. IRELAND	33.43	2,746	125,959	2,909
	UNITED STATES OF AMERICA	1,414.35	204,981	9,402,478	212,513
902920	Speed indicators and tachometers; stroboscopes	113,318.31	2,876,312	131,936,431	2,955,312
	AUSTRALIA	12.83	8,946	410,353	9,345
	BELGIUM	12.37	16,353	750,112	16,419
	CANADA	1.66	570	26,146	607

TABLE 8 - Continued

PSCC CODE	COMMODITY AND COUNTRY OF ORIGIN	GROSS WEIGHT (GK)	FOB VALUE		CIF DOLLARS
			DOLLARS	PESOS	
	GERMANY	346.96	44,282	2,031,216	47,555
	HONG KONG, CHINA	67.64	27,878	1,278,764	29,020
	HUNGARY	2.74	246	11,284	253
	INDIA	1,408.44	11,516	528,239	12,573
	INDONESIA	25,590.48	308,189	14,136,629	319,800
	ITALY	13.01	20,778	953,086	21,589
	JAPAN	8,328.63	412,081	18,902,156	423,742
	MALAYSIA	432.75	9,588	439,801	10,781
	NETHERLANDS	58.62	7,382	338,612	7,802
	PEOPLE'S REPUBLIC OF CHINA	9,460.90	35,138	1,611,780	37,731
	POLAND	6.81	1,539	70,594	1,582
	REPUBLIC OF KOREA	456.83	15,290	701,352	15,966
	SINGAPORE	2,068.70	66,813	3,064,713	71,251
	SOUTH AFRICA, REP. OF	0.84	37	1,697	478
	SPAIN	30.73	1,091	50,044	1,254
	SWITZERLAND	27.71	7,688	352,648	8,388
	TAIWAN (REP. OF CHINA)	777.87	7,154	328,153	7,586
	THAILAND	60,828.78	1,797,048	82,430,592	1,825,199
	UK OF GREAT BRITAIN AND N. IRELAND	591.66	15,459	709,105	19,391
	UNITED STATES OF AMERICA	2,788.85	61,045	2,800,135	66,624
	VIETNAM	2.50	201	9,220	376
902990	Parts and accessories of revolution counters, production counters, taximeters, mileometers, pedometers and the like	781,666.10	4,368,308	200,374,287	4,575,901
	AUSTRALIA	38.38	4,173	191,415	4,569
	BELGIUM	13,271.56	44,610	2,046,261	46,861
	BRAZIL	5.47	194	8,899	294
	CANADA	35.23	5,454	250,175	5,766
	FRANCE	2.77	6,677	306,274	6,937
	GERMANY	716.71	65,905	3,023,062	69,855
	HONG KONG, CHINA	7,139.42	357,396	16,393,754	372,023
	INDIA	4,964.40	6,142	281,734	6,319
	INDONESIA	103.51	1,655	75,915	1,765
	IRELAND	0.11	37	1,697	40
	ITALY	44.26	4,952	227,148	5,329
	JAPAN	161,015.25	1,544,581	70,849,931	1,637,095
	MALAYSIA	29,979.32	224,503	10,297,953	238,343
	MEXICO	51.30	666	30,549	691
	NETHERLANDS	296.86	22,857	1,048,451	24,980
	NEW ZEALAND	14.20	734	33,669	858
	PEOPLE'S REPUBLIC OF CHINA	197,667.44	282,924	12,977,724	293,934
	REPUBLIC OF KOREA	24,400.38	130,533	5,987,548	139,059
	SINGAPORE	4,840.00	289,216	13,266,338	305,373
	SPAIN	355.24	3,246	148,894	3,612
	SWEDEN	9.27	180	8,257	199
	SWITZERLAND	17.92	4,216	193,388	4,581
	TAIWAN (REP. OF CHINA)	26,735.53	100,328	4,602,045	104,330
	THAILAND	9,016.11	295,604	13,559,355	305,529
	UK OF GREAT BRITAIN AND N. IRELAND	26.92	7,191	329,851	7,449
	UNITED ARAB EMIRATES, N.E.S.	8.70	174	7,981	193
	UNITED STATES OF AMERICA	4,103.71	135,007	6,192,771	144,112
	VIETNAM	296,806.13	829,153	38,033,248	845,805
9030	Oscilloscopes, spectrum analysers and other instruments and apparatus for measuring or checking electrical quantities, excluding meters of heading 90.28; instruments and apparatus for measuring or detecting alpha, beta, gamma, X-ray, cosmic or other ionizing radiations.	832,825.63	169,322,622	7,766,828,672	178,795,642
903010	Instruments and apparatus for measuring or detecting ionising radiations	27,175.42	1,850,881	84,899,912	1,946,484
	AUSTRIA	14.19	7,066	324,117	7,352
	FINLAND	11.09	5,762	264,303	6,058
	FRANCE	63.33	59,194	2,715,229	61,627
	GERMANY	1,897.06	396,746	18,198,739	416,770
	HONG KONG, CHINA	40.70	3,041	139,491	3,147
	JAPAN	1,299.00	300,099	13,765,541	317,666
	MALAYSIA	65.55	4,064	186,416	4,387
	MEXICO	0.83	863	39,586	964
	PEOPLE'S REPUBLIC OF CHINA	1,330.51	110,697	5,077,671	117,843
	REPUBLIC OF KOREA	647.40	74,191	3,403,141	78,915
	SINGAPORE	17,414.11	580,403	26,623,086	613,068

TABLE 8 - Continued

PSCC CODE	COMMODITY AND COUNTRY OF ORIGIN	GROSS WEIGHT (GK)	FOB VALUE		CIF DOLLARS
			DOLLARS	PESOS	
	SWEDEN	33.69	25,003	1,146,888	26,013
	UK OF GREAT BRITAIN AND N. IRELAND	1,948.30	17,193	788,643	17,610
	UNITED STATES OF AMERICA	2,409.66	266,559	12,227,061	275,064
903020	Cathode-ray oscilloscopes and cathode-ray oscillographs	10,380.66	1,444,460	66,257,380	1,519,118
	AUSTRALIA	7.87	97	4,449	100
	FRANCE	11.14	709	32,522	746
	GERMANY	40.25	51,753	2,373,910	54,189
	HONG KONG, CHINA	300.11	14,762	677,133	15,851
	JAPAN	4,047.10	424,623	19,477,457	452,890
	MALAYSIA	1,047.35	50,105	2,298,316	51,629
	PEOPLE'S REPUBLIC OF CHINA	1,088.96	37,483	1,719,345	38,997
	REPUBLIC OF KOREA	33.98	13,196	605,301	14,004
	SINGAPORE	781.06	521,208	23,907,811	543,594
	SWITZERLAND	9.99	666	30,549	712
	TAIWAN (REP. OF CHINA)	1,430.96	17,496	802,542	17,657
	THAILAND	21.84	44,890	2,059,104	46,154
	UK OF GREAT BRITAIN AND N. IRELAND	1,064.42	35,848	1,644,348	41,850
	UNITED STATES OF AMERICA	495.63	231,624	10,624,593	240,745
903031	Multimeters	36,288.55	1,398,643	64,155,753	1,470,536
	CANADA	2.65	1,676	76,878	1,733
	CZECH REPUBLIC (CZECHOSLOVAKIA)	14.14	14,291	655,528	14,710
	DENMARK	200.75	27,846	1,277,296	28,059
	ETHIOPIA	0.87	7,082	324,851	8,021
	FRANCE	240.34	22,227	1,019,552	24,318
	GERMANY	244.14	77,462	3,553,182	79,158
	HONG KONG, CHINA	2,905.42	17,643	809,284	18,276
	HUNGARY	2.04	1,472	67,521	1,533
	INDONESIA	2.60	145	6,651	301
	ITALY	1.79	252	11,559	262
	JAPAN	16,671.52	248,337	11,391,218	264,470
	MALAYSIA	140.70	49,147	2,254,373	51,352
	PEOPLE'S REPUBLIC OF CHINA	6,290.01	67,114	3,078,519	69,074
	POLAND	0.01	4,962	227,607	5,165
	REPUBLIC OF KOREA	1,249.14	71,247	3,268,100	73,424
	SINGAPORE	3,208.94	238,997	10,962,792	250,591
	SPAIN	367.54	33,980	1,558,663	36,340
	SWEDEN	17.00	1,466	67,245	1,588
	TAIWAN (REP. OF CHINA)	881.89	133,790	6,136,947	140,856
	THAILAND	7.55	3,470	159,169	3,595
	UK OF GREAT BRITAIN AND N. IRELAND	698.34	37,288	1,710,401	40,569
	UNITED STATES OF AMERICA	3,141.17	338,749	15,538,417	357,141
903039	Other instruments and apparatus, measuring and checking voltage/etc, n.e.s.	81,771.16	6,488,921	297,646,802	6,874,416
	AUSTRALIA	213.13	88,055	4,039,083	91,829
	AUSTRIA	26.00	6,252	286,779	6,539
	BELGIUM	2.28	203	9,312	227
	BRUNEI DARUSSALAM	28.87	28	1,284	30
	BULGARIA	301.13	39,529	1,813,195	42,133
	CANADA	165.30	38,943	1,786,315	40,379
	DENMARK	162.26	14,405	660,757	14,885
	ETHIOPIA	0.87	1,813	83,162	2,054
	FINLAND	11.94	5,791	265,633	5,943
	FRANCE	508.83	73,815	3,385,894	78,203
	GERMANY	1,782.13	293,160	13,447,249	306,100
	HONG KONG, CHINA	7,052.02	151,024	6,927,471	160,136
	INDIA	3,290.95	155,187	7,118,427	162,013
	INDONESIA	26.54	155	7,110	159
	ISRAEL	19.97	4,619	211,874	4,860
	ITALY	10.09	6,486	297,513	7,006
	JAPAN	10,370.64	1,075,929	49,352,862	1,137,495
	MALAYSIA	1,975.63	413,937	18,987,290	430,322
	MEXICO	4.43	1,804	82,749	1,855
	NETHERLANDS	20.88	3,660	167,884	4,054
	NEW ZEALAND	40.90	11,444	524,936	11,934
	PEOPLE'S REPUBLIC OF CHINA	14,513.33	447,153	20,510,909	488,709
	POLAND	150.36	56,338	2,584,224	58,143
	REPUBLIC OF KOREA	3,698.61	59,723	2,739,495	64,269
	SINGAPORE	4,936.39	1,128,347	51,757,277	1,185,280

OPTICAL, PHOTOGRAPHIC, CINEMATOGRAPHIC, MEASURING, CHECKING, PRECISION, MEDICAL OR SURGICAL
INSTRUMENTS AND APPARATUS; CLOCKS AND WATCHES; MUSICAL INSTRUMENTS, PARTS
AND ACCESSORIES THEREOF

TABLE 8 - *Continued*

PSCC CODE	COMMODITY AND COUNTRY OF ORIGIN	GROSS WEIGHT (GK)	FOB VALUE		CIF
			DOLLARS	PESOS	DOLLARS
	SLOVENIA	384.06	30,588	1,403,071	32,876
	SPAIN	415.39	50,841	2,332,076	52,234
	SWEDEN	299.50	41,468	1,902,137	47,000
	SWITZERLAND	889.75	92,480	4,242,058	111,546
	TAIWAN (REP. OF CHINA)	1,595.81	39,587	1,815,855	41,379
	THAILAND	52.47	2,920	133,941	3,088
	UK OF GREAT BRITAIN AND N. IRELAND	1,429.31	115,186	5,283,582	124,050
	UNITED ARAB EMIRATES, N.E.S.	0.85	212	9,724	227
	UNITED STATES OF AMERICA	21,484.58	2,035,903	93,386,870	2,155,401
	VIETNAM	5,905.96	1,936	88,804	2,058
903040	Other instruments and apparatus, specially designed for telecommunications (for example, cross-talk meters, gain measuring instruments, distortion factor meters, psophometers)	13,164.50	8,519,084	390,770,385	8,943,651
	AFGHANISTAN	31.62	1,115	51,145	1,289
	AUSTRALIA	462.14	258,468	11,855,927	292,509
	AUSTRIA	3.38	4,644	213,020	4,648
	BELGIUM	4.70	4,663	213,892	4,850
	BRUNEI DARUSSALAM	16.69	2,172	99,630	2,299
	CANADA	194.98	172,552	7,914,960	175,929
	COSTA RICA	2.55	34	1,560	37
	COTE D'IVOIRE (IVORY COAST)	33.32	6,080	278,890	6,496
	CZECH REPUBLIC (CZECHOSLOVAKIA)	6.66	5,262	241,368	5,622
	FINLAND	151.40	235,807	10,816,467	243,064
	GERMANY	172.11	59,515	2,729,953	62,166
	GHANA	376.41	4,118	188,893	4,981
	HONG KONG, CHINA	40.14	199,776	9,163,725	205,747
	INDONESIA	7.35	882	40,457	1,021
	ITALY	59.15	314	14,403	354
	JAPAN	766.49	434,417	19,926,708	471,178
	KENYA	88.78	5,726	262,652	6,172
	MALAYSIA	176.45	51,154	2,346,434	53,551
	MAURITIUS	24.32	3,692	169,352	3,881
	MEXICO	235.11	249,239	11,432,593	256,527
	NETHERLANDS	375.25	223,543	10,253,917	233,331
	NEW ZEALAND	9.23	1,431	65,640	1,527
	NIGERIA	54.87	996	45,687	1,275
	PEOPLE'S REPUBLIC OF CHINA	1,288.87	659,592	30,255,485	688,554
	REPUBLIC OF KOREA	103.56	30,733	1,409,723	31,962
	SIERRA LEONE	2.51	209	9,587	249
	SINGAPORE	1,258.79	604,292	27,718,874	628,587
	SWEDEN	5.84	12,433	570,302	12,796
	TAIWAN (REP. OF CHINA)	1,355.84	824,998	37,842,658	869,375
	THAILAND	87.36	10,846	497,506	11,401
	UK OF GREAT BRITAIN AND N. IRELAND	615.36	424,550	19,474,109	451,281
	UNITED STATES OF AMERICA	5,150.97	4,025,236	184,637,575	4,210,357
	ZAMBIA	2.30	595	27,293	635
903082	Other instruments and apparatus for measuring or checking semiconductor wafers or devices	251,785.89	67,300,932	3,087,093,750	71,600,637
	AUSTRIA	974.43	26,064	1,195,556	29,460
	FINLAND	95.78	283,345	12,997,035	291,337
	FRANCE	11.57	85,451	3,919,637	87,875
	GERMANY	1,446.28	1,151,433	52,816,232	1,250,412
	HONG KONG, CHINA	1,807.30	102,558	4,704,336	115,120
	INDIA	7.09	5,926	271,826	6,246
	IRELAND	8.22	1,293	59,310	1,505
	ISRAEL	1.83	3,127	143,435	3,240
	ITALY	82.63	22,550	1,034,368	23,304
	JAPAN	46,295.58	7,580,356	347,710,929	8,240,005
	MALAYSIA	19,783.15	2,228,365	102,215,102	2,397,285
	MALTA	4,386.95	559,682	25,672,613	595,146
	MEXICO	37.44	17,036	781,441	18,237
	PEOPLE'S REPUBLIC OF CHINA	22,751.45	7,699,828	353,191,111	8,285,146
	REPUBLIC OF KOREA	17,862.15	1,487,199	68,217,818	1,590,088
	SINGAPORE	6,601.93	1,231,293	56,479,410	1,301,004
	SWITZERLAND	36.00	13,644	625,850	14,756
	TAIWAN (REP. OF CHINA)	32,157.80	11,903,695	546,022,490	12,680,340
	THAILAND	1,916.81	922,021	42,293,103	958,033
	UK OF GREAT BRITAIN AND N. IRELAND	1,742.13	260,187	11,934,778	266,832
	UNITED STATES OF AMERICA	93,779.37	31,715,879	1,454,807,370	33,445,266

TABLE 8 - Continued

PSCC CODE	COMMODITY AND COUNTRY OF ORIGIN	GROSS WEIGHT (GK)	FOB VALUE		CIF DOLLARS
			DOLLARS	PESOS	
903083	Other instruments and apparatus with a recording device	42,617.27	3,585,661	164,474,270	3,761,457
	AUSTRALIA	233.33	20,053	919,831	23,372
	AUSTRIA	567.20	269,732	12,372,607	281,487
	BELGIUM	5.50	707	32,430	730
	CANADA	33.99	12,780	586,219	13,297
	FINLAND	0.87	1,047	48,026	1,141
	FRANCE	754.59	61,648	2,827,794	65,261
	GERMANY	809.04	184,768	8,475,308	195,029
	HONG KONG, CHINA	568.34	24,761	1,135,787	25,856
	INDIA	1,101.58	3,328	152,655	3,532
	INDONESIA	174.85	6,352	291,366	6,631
	ISRAEL	207.28	16,643	763,414	17,064
	ITALY	255.82	4,348	199,443	4,583
	JAPAN	5,332.32	324,537	14,886,512	346,411
	MALAYSIA	3,900.34	292,618	13,422,388	302,408
	MEXICO	93.11	100,719	4,619,981	103,680
	PEOPLE'S REPUBLIC OF CHINA	8,684.08	292,810	13,431,194	303,060
	REPUBLIC OF KOREA	959.50	269,134	12,345,177	278,249
	SINGAPORE	10,369.05	458,780	21,044,239	475,931
	SWEDEN	8.70	7,457	342,053	7,533
	SWITZERLAND	192.33	14,736	675,940	15,954
	TAIWAN (REP. OF CHINA)	1,639.00	43,646	2,002,042	45,255
	THAILAND	0.87	481	22,063	527
	UK OF GREAT BRITAIN AND N. IRELAND	350.11	19,249	882,952	20,453
	UNITED ARAB EMIRATES, N.E.S.	785.44	6,066	278,247	6,073
	UNITED STATES OF AMERICA	5,590.03	1,149,261	52,716,602	1,217,940
903089	Other instruments and apparatus for measuring or checking electrical quantities, n.e.s.	86,333.49	4,544,243	208,444,426	4,750,018
	AUSTRALIA	104.17	11,914	546,495	12,710
	AUSTRIA	1,195.07	544,878	24,993,554	562,838
	BELGIUM	1,866.97	561,464	25,754,354	561,965
	BRUNEI DARUSSALAM	28.87	28	1,284	30
	CANADA	3.04	1,823	83,621	1,939
	DEMOCRATIC PEOPLE'S REP. OF KOREA	1,766.08	35,545	1,630,449	37,192
	DENMARK	10.64	6,883	315,723	7,293
	FINLAND	0.01	298	13,669	310
	FRANCE	227.11	118,801	5,449,402	123,364
	GERMANY	1,036.33	277,532	12,730,393	291,096
	HONG KONG, CHINA	616.25	121,862	5,589,810	125,093
	INDIA	30.89	11,684	535,945	12,072
	INDONESIA	91.83	45,979	2,109,057	46,430
	IRELAND	37.49	5,804	266,229	6,315
	ITALY	3.22	648	29,724	821
	JAPAN	3,572.61	550,320	25,243,178	582,599
	MALAYSIA	2,007.68	318,068	14,589,779	340,214
	MEXICO	6.09	3,388	155,408	3,527
	NETHERLANDS	8.07	21,700	995,379	22,339
	NORWAY	68.55	33,317	1,528,251	34,143
	PEOPLE'S REPUBLIC OF CHINA	15,755.06	209,226	9,597,197	218,283
	POLAND	68.87	14,856	681,445	17,858
	REPUBLIC OF KOREA	107.53	28,477	1,306,240	30,669
	SAUDI ARABIA	7.51	6,224	285,495	6,408
	SINGAPORE	9,092.76	790,535	36,261,840	844,893
	SPAIN	378.19	16,451	754,607	18,708
	SWEDEN	27.16	39,623	1,817,507	40,759
	SWITZERLAND	2,570.06	21,468	984,737	21,559
	TAIWAN (REP. OF CHINA)	1,156.92	60,484	2,774,402	63,707
	THAILAND	41.50	61,790	2,834,307	63,605
	UK OF GREAT BRITAIN AND N. IRELAND	546.98	43,505	1,995,574	46,844
	UKRAINE (UKRAINIAN S.S.R.)	1.74	1,832	84,034	1,914
	UNITED STATES OF AMERICA	43,898.24	577,836	26,505,337	602,521
903090	Parts and accessories of instruments and apparatus of heading No. 90.30	283,308.69	74,189,797	3,403,085,994	77,929,325
	ARMENIA	21.19	36,402	1,669,760	37,699
	AUSTRALIA	213.98	40,275	1,847,414	43,196
	AUSTRIA	4,051.09	1,057,143	48,491,149	1,111,025
	BELGIUM	54.16	84,254	3,864,731	86,828
	CANADA	121.41	66,030	3,028,797	71,941
	COSTA RICA	34.65	10,344	474,479	10,818

TABLE 8 - Continued

PSC CODE	COMMODITY AND COUNTRY OF ORIGIN	GROSS WEIGHT (GK)	FOB VALUE		CIF DOLLARS
			DOLLARS	PESOS	
	CZECH REPUBLIC (CZECHOSLOVAKIA)	10.42	2,495	114,446	2,818
	DENMARK	1.06	2,953	135,454	3,074
	FINLAND	243.60	388,570	17,823,706	402,032
	FRANCE	3,226.37	756,749	34,712,077	792,830
	GERMANY	12,803.98	3,768,648	172,867,884	3,993,229
	HONG KONG, CHINA	10,246.35	456,976	20,961,490	483,627
	INDIA	21,233.42	343,443	15,753,731	363,691
	INDONESIA	60.86	1,563	71,695	1,705
	IRELAND	2,707.24	1,022,497	46,901,938	1,073,580
	ISRAEL	430.82	6,022	276,229	6,903
	ITALY	398.03	408,277	18,727,666	432,112
	JAPAN	21,557.38	4,625,064	212,151,686	4,849,052
	MALAYSIA	71,053.27	6,473,836	296,954,858	6,764,761
	MALTA	3,878.20	181,553	8,327,836	186,790
	MEXICO	88.70	96,954	4,447,280	102,670
	MOROCCO	5.31	2,453	112,519	2,675
	NETHERLANDS	5,308.58	2,018,018	92,566,485	2,107,258
	NEW ZEALAND	4.71	404	18,531	427
	NORWAY	11.74	3,285	150,684	3,567
	PEOPLE'S REPUBLIC OF CHINA	23,197.32	8,674,632	397,905,370	9,009,244
	POLAND	20.84	28,341	1,300,002	29,553
	REPUBLIC OF KOREA	20,882.82	3,170,763	145,442,898	3,386,054
	SINGAPORE	17,009.30	5,241,627	240,433,431	5,508,813
	SLOVAK REPUBLIC (SLOVAKIA)	0.07	33	1,514	35
	SPAIN	109.09	8,986	412,188	9,426
	SWEDEN	31.97	11,983	549,660	12,613
	SWITZERLAND	559.87	29,420	1,349,496	35,658
	TAIWAN (REP. OF CHINA)	8,977.35	6,045,247	277,295,480	6,383,876
	THAILAND	2,290.82	472,427	21,670,227	498,518
	U.S. MINOR OUTLYING ISLANDS	24.15	6,663	305,632	7,061
	UK OF GREAT BRITAIN AND N. IRELAND	1,676.09	295,450	13,552,291	304,307
	UNITED STATES OF AMERICA	50,449.56	27,890,869	1,279,354,162	29,332,333
	VIETNAM	312.92	459,148	21,061,118	477,526
9031	Measuring or checking instruments, appliances and machines, not specified or included elsewhere in this Chapter; profile projectors.	1,397,600.07	77,101,929	3,536,665,484	81,795,618
903110	Machines for balancing mechanical parts	51,790.88	914,181	41,933,481	940,542
	AUSTRALIA	1,111.02	18,989	871,025	20,288
	FRANCE	4.18	1,109	50,870	1,226
	GERMANY	22.04	1,913	87,749	2,273
	HONG KONG, CHINA	1,600.82	25,656	1,176,841	26,234
	INDIA	125.98	6,429	294,898	6,944
	ITALY	2,738.43	20,565	943,317	20,896
	JAPAN	13,359.40	506,679	23,241,365	515,209
	MALAYSIA	30.89	10,201	467,920	10,538
	NORWAY	6.96	5,313	243,707	5,665
	PEOPLE'S REPUBLIC OF CHINA	26,349.91	134,829	6,184,606	139,946
	REPUBLIC OF KOREA	1,043.91	4,803	220,314	4,994
	SINGAPORE	57.73	29,668	1,360,871	30,553
	SWEDEN	3.68	220	10,091	249
	TAIWAN (REP. OF CHINA)	6.66	1,185	54,356	1,266
	THAILAND	739.62	6,473	296,917	6,680
	UK OF GREAT BRITAIN AND N. IRELAND	711.01	46,588	2,136,991	46,631
	UNITED STATES OF AMERICA	3,878.64	93,561	4,291,643	100,950
903120	Test benches	33,733.83	1,162,966	53,345,248	1,233,729
	AUSTRALIA	222.01	48,006	2,202,035	48,753
	GERMANY	16,407.66	222,478	10,205,066	232,209
	HONG KONG, CHINA	273.25	7,498	343,933	7,923
	INDIA	294.42	17,193	788,642	18,105
	ITALY	1,248.18	2,129	97,657	2,580
	JAPAN	3,532.89	297,298	13,637,059	307,778
	NETHERLANDS	2.50	876	40,182	936
	PEOPLE'S REPUBLIC OF CHINA	8,827.57	86,700	3,976,929	89,807
	SINGAPORE	406.82	55,143	2,529,409	58,901
	SLOVENIA	30.89	4,436	203,479	4,801
	SWITZERLAND	8.43	3,056	140,179	3,144
	TAIWAN (REP. OF CHINA)	97.16	2,422	111,097	2,559
	THAILAND	21.63	220	10,091	261
	UK OF GREAT BRITAIN AND N. IRELAND	746.64	38,877	1,783,288	44,414

TABLE 8 - Continued

PSCC CODE	COMMODITY AND COUNTRY OF ORIGIN	GROSS WEIGHT (GK)	FOB VALUE		CIF DOLLARS
			DOLLARS	PESOS	
	UNITED STATES OF AMERICA	890.88	327,602	15,027,104	359,250
	VIETNAM	722.90	49,032	2,249,098	52,308
903130	Profile projectors	43,653.25	3,856,457	176,895,680	4,055,373
	ARGENTINA	142.74	13,093	600,576	14,820
	CZECH REPUBLIC (CZECHOSLOVAKIA)	10.06	1,465	67,200	1,506
	DENMARK	13.58	4,323	198,296	4,481
	FINLAND	1,456.29	533,405	24,467,287	559,691
	FRANCE	226.22	68,151	3,126,086	71,272
	GERMANY	178.06	68,426	3,138,701	72,436
	HONG KONG, CHINA	2.11	4,989	228,845	5,163
	INDIA	589.33	11,125	510,304	11,240
	IRELAND	0.79	2,252	103,299	2,254
	ISRAEL	377.81	131,905	6,050,482	135,625
	ITALY	19.42	11,782	540,440	12,211
	JAPAN	9,431.65	562,959	25,822,929	603,087
	LATVIA (LATVIAN SOVIET SOCIALIST REP.)	0.79	546	25,045	568
	MALAYSIA	1,713.29	129,533	5,941,679	136,617
	NEW ZEALAND	276.72	6,275	287,834	6,452
	PEOPLE'S REPUBLIC OF CHINA	8,337.98	193,112	8,858,047	200,280
	REPUBLIC OF KOREA	4,016.35	309,145	14,180,481	341,964
	SINGAPORE	5,208.12	394,626	18,101,495	404,594
	SPAIN	0.16	21	963	26
	SWITZERLAND	7.45	4,538	208,158	4,687
	TAIWAN (REP. OF CHINA)	5,228.00	83,852	3,846,291	90,047
	THAILAND	5.83	3,337	153,068	3,565
	UK OF GREAT BRITAIN AND N. IRELAND	176.95	116,084	5,324,773	119,307
	UNITED STATES OF AMERICA	6,099.13	1,127,697	51,727,461	1,176,641
	VIETNAM	134.42	73,816	3,385,940	76,839
903141	Optical instruments and appliances, for inspecting semiconductor wafers or devices or for inspecting photomasks or reticles used in manufacturing semiconductor devices	57,314.00	7,725,680	354,376,942	8,426,665
	CANADA	40.94	48,756	2,236,438	50,753
	FINLAND	56.57	164,423	7,542,083	188,142
	GERMANY	1,642.08	243,401	11,164,804	264,526
	HONG KONG, CHINA	0.83	755	34,632	807
	IRELAND	6.05	9,003	412,968	9,393
	ISRAEL	2,120.33	573,542	26,308,372	614,066
	JAPAN	1,959.96	610,736	28,014,460	643,005
	MALAYSIA	18,076.55	1,198,992	54,997,763	1,286,455
	MEXICO	2.51	167	7,660	179
	PEOPLE'S REPUBLIC OF CHINA	8.85	4,869	223,341	5,059
	REPUBLIC OF KOREA	22,164.38	1,675,664	76,862,708	1,937,226
	SINGAPORE	1,790.01	495,199	22,714,778	531,443
	SLOVAK REPUBLIC (SLOVAKIA)	0.87	2,823	129,491	2,928
	SWITZERLAND	0.68	152	6,972	156
	TAIWAN (REP. OF CHINA)	7,533.26	1,794,642	82,320,229	1,926,459
	THAILAND	318.28	47,769	2,191,164	49,473
	UNITED STATES OF AMERICA	1,577.71	834,128	38,261,451	895,936
	VIETNAM	14.14	20,659	947,628	20,659
903149	Optical instruments and appliances other than those of item 903141	95,209.99	4,203,110	192,796,654	4,513,134
	AUSTRALIA	28.13	364	16,697	516
	BELGIUM	109.01	99,881	4,581,541	103,971
	CZECH REPUBLIC (CZECHOSLOVAKIA)	10.44	2,107	96,648	2,107
	DENMARK	22.61	821	37,659	971
	FINLAND	20.01	47,137	2,162,174	53,637
	GERMANY	4,071.72	742,353	34,051,732	764,555
	HONG KONG, CHINA	27.80	133,076	6,104,196	138,799
	ISRAEL	0.38	23	1,055	25
	ITALY	1.41	3,460	158,710	3,604
	JAPAN	65,373.36	882,017	40,458,119	985,922
	MALAYSIA	327.00	57,922	2,656,882	61,484
	NETHERLANDS	7,025.77	150,230	6,891,050	175,442
	PEOPLE'S REPUBLIC OF CHINA	6,303.45	224,754	10,309,466	247,070
	REPUBLIC OF KOREA	18.06	26,345	1,208,445	30,392
	SINGAPORE	2,382.71	433,932	19,904,461	461,640
	SWITZERLAND	423.20	485,455	22,267,821	510,675
	TAIWAN (REP. OF CHINA)	5,564.11	591,695	27,141,049	624,703

TABLE 8 - Continued

PSCC CODE	COMMODITY AND COUNTRY OF ORIGIN	GROSS WEIGHT (GK)	FOB VALUE		CIF DOLLARS
			DOLLARS	PESOS	
	THAILAND	17.71	456	20,917	493
	UK OF GREAT BRITAIN AND N. IRELAND	83.48	16,132	739,975	16,182
	UNITED STATES OF AMERICA	3,399.63	304,950	13,988,057	330,946
903180	Other measuring and checking instruments, appliances and machines, n.e.s.	778,007.62	32,861,487	1,507,356,414	34,846,693
	ARGENTINA	276.59	23,736	1,088,770	24,055
	AUSTRALIA	1,368.87	227,892	10,453,406	239,316
	AUSTRIA	363.32	21,891	1,004,140	25,301
	BELGIUM	75.31	12,389	568,283	13,079
	CAMBODIA (DEMOCRATIC KAMPUCHEA)	8.35	167	7,660	206
	CANADA	696.20	150,571	6,906,692	156,428
	CROATIA	55.84	18,148	832,449	18,188
	CZECH REPUBLIC (CZECHOSLOVAKIA)	1,679.02	96,135	4,409,712	110,117
	DENMARK	302.61	47,480	2,177,908	50,001
	FINLAND	3,825.23	6,649,986	305,034,858	7,270,399
	FRANCE	3,681.47	296,973	13,622,152	312,292
	GERMANY	26,347.80	2,433,467	111,623,132	2,564,922
	HONG KONG, CHINA	5,554.51	446,061	20,460,818	468,574
	HUNGARY	112.96	15,981	733,049	16,666
	INDIA	2,270.54	43,795	2,008,877	47,421
	INDONESIA	364.41	45,679	2,095,297	45,829
	ISRAEL	51.94	6,105	280,037	6,766
	ITALY	7,622.31	356,506	16,352,931	358,794
	JAPAN	88,334.46	6,938,291	318,259,408	7,516,361
	LUXEMBOURG	4.17	2,562	117,519	2,679
	MALAYSIA	10,367.94	977,218	44,824,989	1,037,964
	NETHERLANDS	414.07	70,112	3,216,037	73,071
	NEW ZEALAND	59.83	21,676	994,278	22,393
	NORWAY	4.48	12,253	562,045	12,270
	PAPUA NEW GUINEA	12.06	593	27,201	709
	PEOPLE'S REPUBLIC OF CHINA	98,354.57	1,753,786	80,446,165	1,836,334
	POLAND	135.99	20,914	959,325	21,804
	REPUBLIC OF KOREA	438,438.23	3,746,706	171,861,405	3,835,473
	SINGAPORE	24,118.95	2,536,216	116,336,228	2,615,286
	SPAIN	155.08	10,811	495,901	12,255
	SRI LANKA (CEYLON)	33.94	1,584	72,658	1,900
	SWEDEN	70.29	113,770	5,218,630	118,488
	SWITZERLAND	344.54	90,976	4,173,069	94,058
	TAIWAN (REP. OF CHINA)	16,432.59	2,107,404	96,666,622	2,170,526
	THAILAND	8,630.50	754,993	34,631,529	782,742
	UK OF GREAT BRITAIN AND N. IRELAND	3,512.87	606,053	27,799,651	666,056
	UNITED ARAB EMIRATES, N.E.S.	13.20	99	4,541	119
	UNITED STATES OF AMERICA	33,905.07	2,196,247	100,741,850	2,291,380
	VIETNAM	7.51	6,261	287,192	6,471
903190	Parts and accessories of measuring or checking instruments, appliances and machines, not specified or included elsewhere in this Chapter; profile projectors	337,890.50	26,378,048	1,209,961,065	27,779,482
	AUSTRALIA	912.69	78,258	3,589,695	84,676
	AUSTRIA	20.36	18,705	857,998	20,453
	BELGIUM	71.71	17,056	782,358	19,045
	CANADA	67.13	70,223	3,221,130	71,743
	CZECH REPUBLIC (CZECHOSLOVAKIA)	1,049.12	35,819	1,643,017	35,880
	DEMOCRATIC PEOPLE'S REP. OF KOREA	2,177.34	2,080	95,410	2,255
	DENMARK	128.27	29,437	1,350,275	30,832
	FINLAND	3,306.50	6,839,291	313,718,279	7,089,886
	FRANCE	3,665.55	247,222	11,340,074	259,861
	GERMANY	20,437.85	2,031,693	93,193,757	2,219,365
	HONG KONG, CHINA	15,513.36	1,210,263	55,514,764	1,321,866
	HUNGARY	19.68	1,638	75,135	1,654
	INDIA	673.93	10,037	460,397	10,114
	INDONESIA	43,533.01	1,281,113	58,764,653	1,322,399
	IRELAND	5.11	8,353	383,152	8,940
	ISRAEL	481.11	45,061	2,066,948	49,138
	ITALY	1,715.49	120,395	5,522,518	124,940
	JAPAN	39,965.64	4,003,672	183,648,436	4,212,527
	MALAYSIA	12,820.70	2,574,816	118,106,809	2,683,938
	MEXICO	15.91	3,320	152,288	3,383
	NETHERLANDS	480.94	72,256	3,314,383	77,765
	NEW ZEALAND	5.46	1,144	52,476	1,215
	NORWAY	742.94	9,961	456,911	10,393

TABLE 8 - Continued

PSCC CODE	COMMODITY AND COUNTRY OF ORIGIN	GROSS WEIGHT (GK)	FOB VALUE		CIF DOLLARS
			DOLLARS	PESOS	
	PEOPLE'S REPUBLIC OF CHINA	86,467.13	1,010,645	46,358,286	1,073,756
	POLAND	1.01	842	38,623	866
	REPUBLIC OF KOREA	42,490.85	1,355,238	62,164,767	1,415,159
	ROMANIA	0.85	33	1,514	36
	SINGAPORE	16,428.05	1,580,245	72,485,838	1,662,758
	SLOVAK REPUBLIC (SLOVAKIA)	0.85	687	31,513	710
	SPAIN	32.18	5,510	252,744	5,964
	SWAZILAND	174.83	69,006	3,165,305	71,831
	SWEDEN	202.61	16,278	746,672	17,486
	SWITZERLAND	105.37	33,796	1,550,223	35,999
	TAIWAN (REP. OF CHINA)	6,662.87	241,102	11,059,349	257,520
	THAILAND	24,623.10	258,641	11,863,863	283,751
	UK OF GREAT BRITAIN AND N. IRELAND	1,945.29	236,316	10,839,815	252,389
	UNITED STATES OF AMERICA	10,928.98	2,788,019	127,886,432	2,964,592
	VIETNAM	16.73	69,877	3,205,258	74,397
9032	Automatic regulating or controlling instruments and apparatus.	1,299,541.61	21,926,505	1,005,768,789	23,125,978
903210	Thermostats	216,492.47	2,888,275	132,485,172	3,021,112
	AUSTRALIA	34.60	328	15,045	358
	AUSTRIA	11.66	807	37,017	862
	BELGIUM	145.01	9,102	417,509	10,164
	DENMARK	2.80	1,097	50,319	1,173
	FRANCE	669.29	52,005	2,385,469	54,135
	GERMANY	412.97	45,111	2,069,241	48,073
	HONG KONG, CHINA	3,875.42	144,489	6,627,710	152,887
	INDIA	1,973.17	16,178	742,085	16,855
	INDONESIA	24,906.43	465,735	21,363,264	476,557
	IRELAND	0.83	157	7,202	168
	ITALY	7,747.42	238,148	10,923,849	242,257
	JAPAN	108,803.53	669,629	30,715,882	710,447
	MALAYSIA	379.85	17,577	806,257	18,673
	MEXICO	73.79	2,449	112,336	2,542
	NETHERLANDS	122.96	27,495	1,261,195	30,956
	NEW ZEALAND	35.37	494	22,660	561
	NORWAY	0.46	125	5,734	130
	PEOPLE'S REPUBLIC OF CHINA	37,952.26	444,133	20,372,380	471,387
	QATAR	1.16	33	1,514	40
	REPUBLIC OF KOREA	588.47	16,576	760,341	17,312
	SINGAPORE	7,517.77	270,288	12,398,110	277,148
	SPAIN	7,401.07	205,259	9,415,230	209,578
	SWEDEN	10.90	183	8,394	203
	SWITZERLAND	20.60	3,347	153,527	3,651
	TAIWAN (REP. OF CHINA)	8,632.75	38,011	1,743,565	40,218
	THAILAND	600.08	22,648	1,038,864	23,910
	TURKEY	95.48	311	14,266	324
	UK OF GREAT BRITAIN AND N. IRELAND	313.46	8,599	394,436	10,979
	UNITED ARAB EMIRATES, N.E.S.	120.42	934	42,843	1,112
	UNITED STATES OF AMERICA	4,042.49	187,027	8,578,928	198,452
903220	Manostats	19,575.54	582,273	26,708,864	612,559
	AUSTRALIA	1.55	75	3,440	86
	BELGIUM	2.59	119	5,459	127
	CZECH REPUBLIC (CZECHOSLOVAKIA)	0.20	339	15,550	362
	FRANCE	172.99	17,942	823,000	18,975
	GERMANY	132.30	25,518	1,170,511	26,781
	HONG KONG, CHINA	5,429.67	63,496	2,912,562	65,378
	ITALY	365.84	3,063	140,500	3,172
	JAPAN	1,323.70	298,427	13,688,846	316,517
	MALAYSIA	189.73	40,967	1,879,156	41,384
	NETHERLANDS	154.09	18,778	861,347	19,291
	PEOPLE'S REPUBLIC OF CHINA	4,626.08	8,375	384,161	8,893
	SAUDI ARABIA	5.85	1,746	80,089	1,823
	SINGAPORE	299.22	34,313	1,573,937	35,769
	SPAIN	17.50	486	22,293	527
	SWEDEN	46.92	961	44,081	1,039
	SWITZERLAND	19.07	5,282	242,286	5,488
	TAIWAN (REP. OF CHINA)	235.28	4,778	219,167	5,269
	THAILAND	6,035.20	25,072	1,150,053	26,099
	UK OF GREAT BRITAIN AND N. IRELAND	4.83	509	23,348	538
	UNITED STATES OF AMERICA	512.93	32,027	1,469,078	35,041

TABLE 8 - Continued

PSCC CODE	COMMODITY AND COUNTRY OF ORIGIN	GROSS WEIGHT (GK)	FOB VALUE		CIF
			DOLLARS	PESOS	DOLLARS
903281	Hydraulic or pneumatic regulating and controlling instruments and apparatus	9,736.40	469,527	21,537,203	493,277
	AUSTRALIA	3.03	348	15,963	362
	FRANCE	35.92	5,800	266,046	6,233
	GERMANY	239.76	43,902	2,013,785	45,550
	HONG KONG, CHINA	86.90	5,583	256,092	5,770
	INDIA	900.02	20,731	950,931	21,657
	INDONESIA	2.61	60	2,752	69
	ITALY	1.87	1,076	49,356	1,153
	JAPAN	462.29	33,305	1,527,700	34,468
	MALAYSIA	10.18	122	5,596	319
	NETHERLANDS	33.31	7,703	353,337	8,230
	PEOPLE'S REPUBLIC OF CHINA	2,553.82	42,134	1,932,687	44,349
	REPUBLIC OF KOREA	825.54	40,120	1,840,304	42,226
	SINGAPORE	1,292.58	88,491	4,059,082	92,169
	SPAIN	58.05	9,853	451,957	9,870
	SWEDEN	79.90	2,023	92,795	2,195
	SWITZERLAND	0.70	156	7,156	160
	TAIWAN (REP. OF CHINA)	393.87	13,451	616,997	14,270
	THAILAND	816.78	22,908	1,050,790	23,557
	UK OF GREAT BRITAIN AND N. IRELAND	4.18	710	32,568	796
	UNITED STATES OF AMERICA	1,935.09	131,051	6,011,309	139,874
903289	Other regulating and controlling instruments and apparatus, n.e.s.	829,396.14	13,993,686	641,890,382	14,719,332
	AUSTRALIA	1,245.38	122,642	5,625,588	126,926
	AUSTRIA	669.06	219,428	10,065,163	228,765
	BELGIUM	491.48	34,272	1,572,058	36,413
	CANADA	832.86	70,528	3,235,119	76,948
	DENMARK	118.89	19,686	902,997	21,798
	FINLAND	72.94	17,267	792,038	18,076
	FRANCE	3,144.09	88,958	4,080,504	94,284
	GERMANY	10,668.77	773,054	35,459,986	818,297
	HONG KONG, CHINA	7,090.67	238,556	10,942,564	253,060
	HUNGARY	561.58	24,139	1,107,256	31,308
	ICELAND	10.85	6,849	314,164	7,106
	INDIA	5,117.35	152,639	7,001,551	155,779
	INDONESIA	7,174.30	323,231	14,826,606	338,228
	ISRAEL	973.59	131,269	6,021,309	138,843
	ITALY	3,384.06	89,970	4,126,924	94,963
	JAPAN	86,792.51	3,933,734	180,440,380	4,140,519
	MACAU	26.08	1,644	75,410	1,831
	MALAYSIA	30,644.17	551,726	25,307,672	578,589
	MEXICO	98.00	16,543	758,827	17,702
	NETHERLANDS	537.26	104,435	4,790,434	107,752
	NORWAY	25.23	569	26,100	596
	OMAN	2.60	204	9,357	230
	PAKISTAN, ISLAMIC REP. OF	0.83	58	2,660	75
	PEOPLE'S REPUBLIC OF CHINA	504,960.77	1,461,998	67,061,849	1,547,085
	POLAND	14.85	4,910	225,222	5,189
	REPUBLIC OF KOREA	16,182.87	745,742	34,207,186	788,777
	SINGAPORE	27,626.93	1,578,123	72,388,501	1,659,357
	SLOVAK REPUBLIC (SLOVAKIA)	8.35	21,595	990,563	22,199
	SOUTH AFRICA, REP. OF	31.20	1,249	57,291	1,532
	SPAIN	383.84	14,549	667,362	15,266
	SWEDEN	1,235.77	26,609	1,220,555	28,085
	SWITZERLAND	513.97	42,480	1,948,557	44,843
	TAIWAN (REP. OF CHINA)	32,369.44	279,747	12,831,995	295,799
	THAILAND	25,556.49	741,210	33,999,303	767,277
	TURKEY	45.68	3,615	165,820	3,722
	TURKS AND CAICOS ISLANDS	15.55	2,607	119,583	2,714
	UK OF GREAT BRITAIN AND N. IRELAND	938.44	94,139	4,318,156	98,640
	UNITED ARAB EMIRATES, N.E.S.	180.33	4,679	214,626	5,178
	UNITED STATES OF AMERICA	59,197.36	2,025,721	92,919,824	2,122,160
	VIETNAM	451.75	23,312	1,069,322	23,421
903290	Parts and accessories for automatic regulating and controlling instruments and apparatus, n.e.s.	224,341.06	3,992,744	183,147,168	4,279,698
	AUSTRALIA	279.08	27,174	1,246,471	27,865
	AUSTRIA	1.79	807	37,017	890
	BELGIUM	47.44	4,859	222,882	5,376

TABLE 8 - Continued

PSCC CODE	COMMODITY AND COUNTRY OF ORIGIN	GROSS WEIGHT (GK)	FOB VALUE		CIF
			DOLLARS	PESOS	DOLLARS
	BRAZIL	80.74	3,588	164,582	3,608
	CANADA	431.52	27,960	1,282,525	29,544
	CZECH REPUBLIC (CZECHOSLOVAKIA)	6.49	1,330	61,007	1,410
	DENMARK	235.01	8,548	392,097	10,866
	FINLAND	58.73	161,910	7,426,812	166,210
	FRANCE	273.28	81,379	3,732,856	85,286
	GERMANY	2,136.59	240,401	11,027,194	258,140
	HONG KONG, CHINA	717.26	77,010	3,532,448	82,345
	INDIA	6,958.58	28,655	1,314,405	29,679
	INDONESIA	933.09	16,176	741,993	16,723
	ISRAEL	18.82	1,494	68,530	1,669
	ITALY	5,662.13	228,149	10,465,195	244,453
	JAPAN	124,996.26	985,232	45,192,592	1,071,540
	MALAYSIA	1,723.28	41,386	1,898,376	43,848
	MEXICO	1.46	87	3,991	91
	NETHERLANDS	1,308.46	145,559	6,676,791	153,591
	PEOPLE'S REPUBLIC OF CHINA	43,374.89	364,691	16,728,376	384,959
	POLAND	25.33	2,207	101,235	2,212
	REPUBLIC OF KOREA	2,613.13	79,252	3,635,289	91,158
	SEYCHELLES REPUBLIC	10.85	3,425	157,105	3,527
	SINGAPORE	14,733.45	449,180	20,603,886	480,017
	SLOVENIA	73.41	3,920	179,810	4,654
	SPAIN	77.44	11,667	535,165	12,720
	SWEDEN	65.62	5,689	260,955	5,976
	SWITZERLAND	120.71	29,189	1,338,900	30,695
	TAIWAN (REP. OF CHINA)	2,453.63	102,013	4,679,336	106,862
	THAILAND	3,373.37	49,153	2,254,648	51,826
	TURKEY	11.08	110	5,046	118
	UK OF GREAT BRITAIN AND N. IRELAND	510.88	22,309	1,023,313	27,085
	UNITED STATES OF AMERICA	11,026.53	787,552	36,125,011	844,070
	VIETNAM	0.73	683	31,329	685
9033	Parts and accessories (not specified or included elsewhere in this Chapter) for machines, appliances, instruments or apparatus of Chapter 90.	218,148.20	18,696,195	857,594,463	19,583,413
903300	Parts and accessories (not specified or included elsewhere in this Chapter) for machines, appliances, instruments or apparatus of Chapter 90	218,148.20	18,696,195	857,594,463	19,583,413
	AUSTRALIA	454.50	125,217	5,743,704	129,379
	AUSTRIA	1,760.01	77,789	3,568,181	82,527
	BELGIUM	59.31	18,795	862,127	20,029
	BOSNIA AND HERZEGOVINA	5.83	3,347	153,527	3,576
	BRAZIL	165.47	6,256	286,963	6,408
	BULGARIA	11.35	1,663	76,282	1,683
	CANADA	17.61	13,694	628,143	14,281
	CZECH REPUBLIC (CZECHOSLOVAKIA)	57.07	17,661	810,110	18,827
	DENMARK	1,499.01	217,305	9,967,780	231,114
	FINLAND	49.47	11,264	516,680	11,973
	FRANCE	2,429.19	321,376	14,741,517	340,390
	GERMANY	42,000.67	2,054,138	94,223,310	2,180,961
	HONG KONG, CHINA	2,863.44	274,672	12,599,204	286,230
	HUNGARY	1.67	1,377	63,163	1,471
	INDIA	2,164.80	64,267	2,947,927	67,926
	INDONESIA	0.87	7,995	366,731	8,639
	IRELAND	110.72	44,594	2,045,527	46,431
	ISRAEL	583.13	73,496	3,371,262	77,820
	ITALY	1,986.32	192,097	8,811,489	199,299
	JAPAN	57,512.97	2,012,985	92,335,622	2,179,111
	MALAYSIA	6,981.76	768,240	35,239,169	780,049
	NETHERLANDS	1,033.42	205,490	9,425,826	224,996
	NEW ZEALAND	1,646.18	121,830	5,588,342	171,953
	NORWAY	58.20	23,971	1,099,550	25,520
	PAKISTAN, ISLAMIC REP. OF	58.83	2,523	115,730	2,830
	PEOPLE'S REPUBLIC OF CHINA	34,328.08	2,283,119	104,726,668	2,411,256
	POLAND	2,017.95	160,309	7,353,373	168,572
	REPUBLIC OF KOREA	10,917.25	234,199	10,742,708	245,322
	SINGAPORE	15,248.89	1,664,824	76,365,477	1,726,509
	SPAIN	310.32	26,460	1,213,720	30,169
	SRI LANKA (CEYLON)	3.41	1,885	86,465	2,188
	SWEDEN	115.90	40,529	1,859,065	42,338
	SWITZERLAND	954.17	247,730	11,363,375	258,697
	TAIWAN (REP. OF CHINA)	4,365.18	252,524	11,583,276	273,380

TABLE 8 - Continued

PSCC CODE	COMMODITY AND COUNTRY OF ORIGIN	GROSS WEIGHT (GK)	FOB VALUE		CIF
			DOLLARS	PESOS	DOLLARS
	THAILAND	732.93	139,561	6,401,663	146,925
	TURKEY	148.23	7,909	362,786	8,226
	UK OF GREAT BRITAIN AND N. IRELAND	806.80	125,252	5,745,310	136,289
	UNITED ARAB EMIRATES, N.E.S.	17.40	1,740	79,814	1,933
	UNITED STATES OF AMERICA	14,817.52	5,728,772	262,778,772	5,852,731
	VIETNAM	9,852.37	1,119,340	51,344,125	1,165,455
91	Clocks and watches and parts thereof	4,015,405.70	79,422,626	3,643,115,852	81,782,329
9101	Wrist-watches, pocket-watches and other watches, including stop-watches, with case of precious metal or of metal clad with precious metal.	88,594.40	23,868,376	1,094,842,410	24,420,233
910111	Wrist-watches, electrically operated, whether or not incorporating a stop-watch facility, with mechanically display only	4,523.28	4,235,762	194,294,404	4,298,741
	AUSTRALIA	24.41	163	7,477	184
	HONG KONG, CHINA	2,855.22	634,041	29,083,461	640,269
	PEOPLE'S REPUBLIC OF CHINA	316.56	13,529	620,575	14,007
	SINGAPORE	20.39	126,931	5,822,325	130,638
	SWITZERLAND	1,269.44	3,438,457	157,722,023	3,490,031
	UK OF GREAT BRITAIN AND N. IRELAND	1.66	7,893	362,052	8,153
	UNITED STATES OF AMERICA	35.60	14,748	676,491	15,459
910112	Wrist-watches, electrically operated, whether or not incorporating a stop-watch facility, with opto-electronic display only	3,580.30	158,727	7,280,810	166,673
	FINLAND	4.35	2,972	136,326	3,110
	FRANCE	82.76	460	21,100	797
	HONG KONG, CHINA	1,320.82	107,295	4,921,622	110,046
	PEOPLE'S REPUBLIC OF CHINA	1,628.01	10,242	469,801	10,554
	PORTUGAL	365.07	1,632	74,860	3,235
	SINGAPORE	6.97	372	17,064	419
	SPAIN	15.83	585	26,834	625
	TAIWAN (REP. OF CHINA)	8.70	2,741	125,730	2,814
	UK OF GREAT BRITAIN AND N. IRELAND	10.44	1,295	59,402	1,406
	UNITED STATES OF AMERICA	137.35	31,133	1,428,071	33,667
910121	Wrist-watches, whether or not incorporating a stop-watch facility, with automatic winding	5,557.71	18,136,351	831,914,420	18,557,794
	FRANCE	626.14	1,493,695	68,515,790	1,518,418
	HONG KONG, CHINA	248.96	757,259	34,735,470	769,377
	ITALY	366.26	78,137	3,584,144	78,314
	JAPAN	0.43	475	21,788	494
	SINGAPORE	16.31	62,270	2,856,325	66,059
	SWEDEN	0.83	250	11,468	283
	SWITZERLAND	4,295.57	15,743,751	722,165,858	16,124,313
	UNITED STATES OF AMERICA	3.21	514	23,577	536
910129	Other wrist-watches, whether or not incorporating a stop-watch facility, n.e.s.	14.25	5,906	270,908	5,912
	ITALY	14.25	5,906	270,908	5,912
910191	Other wrist-watches, electrically operated, n.e.s.	742.26	48,057	2,204,374	58,683
	HONG KONG, CHINA	390.80	5,025	230,497	5,190
	PEOPLE'S REPUBLIC OF CHINA	16.66	304	13,944	325
	REPUBLIC OF KOREA	324.81	42,584	1,953,328	45,497
	UNITED STATES OF AMERICA	9.99	144	6,605	7,671
910199	Other wrist-watches, n.e.s.	74,176.60	1,283,573	58,877,494	1,332,430
	BRAZIL	5.79	1,836	84,217	1,887
	FRANCE	34.21	3,192	146,417	3,414
	HONG KONG, CHINA	1,727.47	157,338	7,217,094	169,110
	JAPAN	638.69	2,018	92,566	2,179
	PEOPLE'S REPUBLIC OF CHINA	70,270.95	38,416	1,762,142	42,798
	SINGAPORE	1.75	3,025	138,757	3,313
	SWITZERLAND	1,395.65	1,055,209	48,402,437	1,085,648
	UK OF GREAT BRITAIN AND N. IRELAND	11.66	2,061	94,538	2,202

TABLE 8 - Continued

PSCC CODE	COMMODITY AND COUNTRY OF ORIGIN	GROSS WEIGHT (GK)	FOB VALUE		CIF
			DOLLARS	PESOS	DOLLARS
	UNITED STATES OF AMERICA	90.43	20,478	939,326	21,879
9102	Wrist-watches, pocket-watches and other watches, including stop-watches, other than those of heading 91.01.	1,123,777.91	41,585,877	1,907,544,173	42,706,437
910211	Wrist-watches, electrically operated, whether or not incorporating a stop-watch facility, with mechanically display only, other than those of heading No. 91.01	801,485.46	17,401,998	798,229,645	17,943,106
	AUSTRALIA	5.00	1,166	53,484	1,245
	BELGIUM	0.91	928	42,567	955
	FINLAND	186.29	115,047	5,277,206	121,593
	FRANCE	250.37	54,010	2,477,439	57,182
	GERMANY	34.06	199	9,128	215
	GREECE	1.74	336	15,412	336
	HONG KONG, CHINA	97,690.72	5,245,825	240,625,993	5,393,377
	INDONESIA	3,617.89	38,235	1,753,839	38,809
	JAPAN	7,008.84	273,343	12,538,243	284,303
	KENYA	15.80	2,738	125,592	3,041
	MALAYSIA	5.26	110	5,046	114
	NEW ZEALAND	2.21	735	33,714	775
	NORWAY	0.87	558	25,595	638
	PEOPLE'S REPUBLIC OF CHINA	637,855.67	4,538,814	208,195,398	4,684,824
	PORTUGAL	468.25	2,792	128,069	4,622
	REPUBLIC OF KOREA	165.22	78,298	3,591,529	80,616
	SINGAPORE	34,297.16	968,824	44,439,957	1,000,369
	SPAIN	23.37	2,158	98,987	2,290
	SWEDEN	0.86	38	1,743	44
	SWITZERLAND	17,045.41	5,872,177	269,356,759	6,049,435
	TAIWAN (REP. OF CHINA)	94.80	58,438	2,680,551	62,793
	THAILAND	0.87	322	14,770	322
	UK OF GREAT BRITAIN AND N. IRELAND	0.87	116	5,321	127
	UNITED STATES OF AMERICA	2,713.02	146,791	6,733,303	155,081
910212	Wrist-watches, electrically operated, whether or not incorporating a stop-watch facility, with opto-electronic display only, other than those of heading No. 91.01	54,988.37	1,851,975	84,950,093	1,888,266
	HONG KONG, CHINA	10,424.66	728,967	33,437,716	741,577
	INDONESIA	19.51	4,370	200,452	4,493
	ITALY	20.02	4,835	221,781	5,028
	JAPAN	0.87	484	22,201	550
	MALAYSIA	81.76	18,601	853,228	19,377
	PEOPLE'S REPUBLIC OF CHINA	40,457.53	933,976	42,841,479	950,696
	PORTUGAL	1,176.65	6,228	285,678	6,577
	SINGAPORE	2,413.51	81,650	3,745,286	84,888
	SPAIN	26.98	2,302	105,593	2,465
	TAIWAN (REP. OF CHINA)	134.87	60,629	2,781,052	60,629
	UNITED STATES OF AMERICA	232.01	9,933	455,627	11,986
910219	Other wrist-watches, electrically operated, whether or not incorporating a stop-watch facility, n.e.s., other than those of heading No. 91.01	94,676.71	1,307,327	59,967,090	1,354,431
	FINLAND	86.62	55,248	2,534,226	59,028
	FRANCE	68.37	3,339	153,160	3,431
	HONG KONG, CHINA	31,699.46	713,872	32,745,309	732,693
	INDIA	1,000.72	20,235	928,179	20,713
	JAPAN	88.67	266	12,201	274
	MALAYSIA	485.90	13,792	632,639	18,149
	PEOPLE'S REPUBLIC OF CHINA	51,598.76	151,606	6,954,167	155,068
	REPUBLIC OF KOREA	3.58	532	24,403	547
	SINGAPORE	7,562.11	242,178	11,108,705	249,519
	SPAIN	1,092.91	74,826	3,432,269	82,055
	SWITZERLAND	106.84	10,637	487,919	10,657
	UNITED STATES OF AMERICA	882.77	20,796	953,913	22,297
910221	Wrist-watches, whether or not incorporating a stop-watch facility, with automatic winding, other than those of heading No. 91.01	34,365.68	11,969,321	549,032,753	12,223,593
	GERMANY	62.26	23,601	1,082,578	24,250
	HONG KONG, CHINA	2,470.81	495,584	22,732,438	519,175
	JAPAN	64.84	21,747	997,535	22,656

TABLE 8 - Continued

PSCC CODE	COMMODITY AND COUNTRY OF ORIGIN	GROSS WEIGHT (GK)	FOB VALUE		CIF DOLLARS
			DOLLARS	PESOS	
	PEOPLE'S REPUBLIC OF CHINA	30,041.63	4,548,389	208,634,603	4,595,981
	SWEDEN	0.83	584	26,788	615
	SWITZERLAND	1,676.44	6,875,875	315,396,386	7,056,812
	UK OF GREAT BRITAIN AND N. IRELAND	33.06	2,229	102,244	2,641
	UNITED STATES OF AMERICA	15.81	1,312	60,181	1,463
910229	Other wrist-watches, whether or not incorporating a stop-watch facility, n.e.s., other than those of heading No. 91.01	57,137.13	7,113,381	326,290,786	7,285,112
	HONG KONG, CHINA	4,578.28	140,153	6,428,818	149,483
	JAPAN	142.20	21,136	969,508	21,912
	PEOPLE'S REPUBLIC OF CHINA	52,412.47	6,951,357	318,858,746	7,112,876
	UNITED STATES OF AMERICA	4.18	735	33,714	841
910291	Other wrist-watches, electrically operated, n.e.s., other than those of heading No. 91.01	23,291.98	393,286	18,040,029	413,276
	FRANCE	2.83	212	9,724	218
	HONG KONG, CHINA	5,325.13	205,135	9,409,543	214,230
	INDIA	124.61	565	25,917	655
	INDONESIA	929.46	11,587	531,496	12,255
	JAPAN	103.61	5,495	252,055	5,856
	MALAYSIA	124.54	591	27,109	621
	PEOPLE'S REPUBLIC OF CHINA	16,661.25	150,480	6,902,518	157,570
	SINGAPORE	9.50	19,080	875,199	19,860
	UNITED STATES OF AMERICA	11.05	141	6,468	2,011
910299	Other wrist-watches, n.e.s., other than those of heading No. 91.01	57,832.58	1,548,589	71,033,777	1,598,653
	FRANCE	42.80	2,299	105,455	2,689
	GERMANY	0.94	199	9,128	213
	HONG KONG, CHINA	15,026.18	1,097,688	50,350,948	1,133,390
	ITALY	12.52	2,996	137,427	3,177
	JAPAN	410.54	16,078	737,498	16,575
	MALAYSIA	14.02	525	24,082	557
	PEOPLE'S REPUBLIC OF CHINA	42,078.01	313,939	14,400,382	321,323
	REPUBLIC OF KOREA	160.54	21,164	970,793	22,229
	SINGAPORE	21.82	91,166	4,181,784	95,559
	UK OF GREAT BRITAIN AND N. IRELAND	9.86	123	5,642	208
	UNITED STATES OF AMERICA	55.35	2,412	110,638	2,733
9103	Clocks with watch movements, excluding clocks of heading 91.04.	78,024.87	182,219	8,358,386	192,248
910310	Clocks with watch movements, excluding clocks of heading No. 91.04, electrically operated	4,258.79	8,549	392,143	9,653
	PEOPLE'S REPUBLIC OF CHINA	3,027.30	4,196	192,471	4,953
	REPUBLIC OF KOREA	4.98	847	38,852	905
	SWEDEN	0.83	44	2,018	48
	UK OF GREAT BRITAIN AND N. IRELAND	0.30	467	21,421	548
	UNITED STATES OF AMERICA	1,225.38	2,995	137,381	3,199
910390	Other clocks with watch movements, excluding clocks of heading No. 91.04, n.e.s.	73,766.08	173,670	7,966,243	182,595
	HONG KONG, CHINA	176.18	5,258	241,184	6,002
	JAPAN	3.37	433	19,862	540
	PEOPLE'S REPUBLIC OF CHINA	73,279.78	166,310	7,628,640	174,217
	SINGAPORE	2.74	61	2,798	64
	TAIWAN (REP. OF CHINA)	56.71	48	2,202	57
	UNITED STATES OF AMERICA	247.30	1,560	71,557	1,715
9104	Instrument panel clocks and clocks of a similar type for vehicles, aircraft, spacecraft or vessels.	752.61	24,158	1,108,127	25,742
910400	Instrument panel clocks and clocks of a similar type for vehicles, aircraft, spacecraft or vessels	752.61	24,158	1,108,127	25,742
	FRANCE	2.41	8,088	370,996	8,418
	ITALY	8.72	2,424	111,189	2,491
	JAPAN	8.10	697	31,972	781
	PEOPLE'S REPUBLIC OF CHINA	673.31	4,641	212,883	4,896

TABLE 8 - Continued

PSCC CODE	COMMODITY AND COUNTRY OF ORIGIN	GROSS WEIGHT (GK)	FOB VALUE		CIF DOLLARS
			DOLLARS	PESOS	
	SINGAPORE	16.67	3,361	154,169	3,975
	TAIWAN (REP. OF CHINA)	3.11	881	40,411	906
	UNITED STATES OF AMERICA	40.29	4,066	186,507	4,275
9105	Other clocks.	2,458,061.22	3,662,844	168,014,655	3,922,226
910511	Alarm clocks, electrically operated	136,466.44	349,978	16,053,491	371,199
	AUSTRALIA	35,014.05	44,818	2,055,802	47,576
	GERMANY	3.48	53	2,431	74
	HONG KONG, CHINA	12,459.20	78,790	3,614,097	82,273
	JAPAN	82.95	107	4,908	112
	MALAYSIA	3.52	339	15,550	389
	NEW ZEALAND	10,768.60	18,435	845,613	19,917
	PEOPLE'S REPUBLIC OF CHINA	76,678.52	184,902	8,481,455	196,594
	SINGAPORE	374.34	17,602	807,404	19,001
	THAILAND	66.87	1,831	83,988	1,900
	UNITED STATES OF AMERICA	1,014.91	3,101	142,243	3,363
910519	Other alarm clocks	94,114.87	96,413	4,422,463	102,196
	HONG KONG, CHINA	7,401.45	8,507	390,216	8,924
	JAPAN	15,251.93	8,206	376,409	8,370
	PEOPLE'S REPUBLIC OF CHINA	70,411.45	78,943	3,621,115	84,040
	SINGAPORE	777.76	435	19,953	497
	TAIWAN (REP. OF CHINA)	245.00	90	4,128	102
	UNITED STATES OF AMERICA	27.28	232	10,642	263
910521	Wall clocks, electrically operated	1,766,396.71	2,488,448	114,145,111	2,675,252
	AUSTRALIA	33,580.23	35,326	1,620,404	38,539
	FRANCE	116.42	800	36,696	853
	HONG KONG, CHINA	34,307.94	38,939	1,786,132	40,989
	INDIA	8,027.72	8,332	382,189	8,356
	ITALY	34.03	2,348	107,703	2,504
	JAPAN	12,197.56	17,723	812,954	26,476
	PEOPLE'S REPUBLIC OF CHINA	1,641,806.59	2,259,570	103,646,476	2,424,253
	REPUBLIC OF KOREA	7,842.82	5,926	271,826	6,780
	SINGAPORE	140.78	691	31,696	746
	TAIWAN (REP. OF CHINA)	304.70	1,435	65,823	1,624
	THAILAND	12,769.74	82,101	3,765,973	86,028
	UNITED STATES OF AMERICA	15,268.18	35,257	1,617,239	38,104
910529	Other wall clocks	323,525.21	380,732	17,464,177	406,505
	GERMANY	7.47	107	4,908	114
	HONG KONG, CHINA	11,573.94	4,830	221,552	5,104
	INDIA	147.41	792	36,329	846
	JAPAN	1,237.62	1,547	70,961	1,646
	PEOPLE'S REPUBLIC OF CHINA	301,680.52	363,069	16,653,975	387,950
	REPUBLIC OF KOREA	549.89	541	24,816	589
	UNITED STATES OF AMERICA	8,328.36	9,846	451,636	10,256
910591	Other clocks, electrically operated	108,190.22	240,212	11,018,525	252,771
	CANADA	0.90	1,015	46,558	1,176
	FRANCE	44.32	7,164	328,613	7,241
	GERMANY	47.19	11,181	512,872	11,510
	HONG KONG, CHINA	3,255.45	26,449	1,213,216	27,197
	INDIA	11.69	256	11,743	263
	JAPAN	3,209.40	6,424	294,669	6,849
	MALAYSIA	0.87	104	4,770	104
	PEOPLE'S REPUBLIC OF CHINA	94,764.11	80,124	3,675,288	86,284
	REPUBLIC OF KOREA	605.86	386	17,706	520
	SINGAPORE	80.03	24,571	1,127,072	25,485
	SWITZERLAND	19.03	7,322	335,860	7,622
	TAIWAN (REP. OF CHINA)	2,296.88	5,189	238,019	5,336
	THAILAND	2,481.09	2,184	100,180	2,309
	UNITED STATES OF AMERICA	1,373.40	67,843	3,111,959	70,875
910599	Clocks, n.e.s.	29,367.77	107,061	4,910,888	114,303
	CANADA	6.96	3,358	154,031	3,604
	GERMANY	8.35	917	42,063	1,038

TABLE 8 - Continued

PSCC CODE	COMMODITY AND COUNTRY OF ORIGIN	GROSS WEIGHT (GK)	FOB VALUE		CIF DOLLARS
			DOLLARS	PESOS	
	HONG KONG, CHINA	35.34	5,044	231,368	5,535
	INDIA	13.07	286	13,119	306
	ITALY	36.24	1,220	55,961	1,255
	JAPAN	2,036.55	3,887	178,297	4,406
	MALAYSIA	4.86	340	15,596	363
	PEOPLE'S REPUBLIC OF CHINA	20,092.20	9,987	458,103	10,977
	REPUBLIC OF KOREA	691.76	281	12,890	384
	UNITED STATES OF AMERICA	6,442.44	81,741	3,749,460	86,435
9106	Time of day recording apparatus and apparatus for measuring, recording or otherwise indicating intervals of time, with clock or watch movement or with synchronous motor (for example, time-registers, time-recorders).	64,750.99	858,660	39,386,731	917,577
910610	Time-registers; time-recorders	25,751.20	412,291	18,911,787	425,837
	FRANCE	0.87	679	31,146	679
	HONG KONG, CHINA	3,065.60	25,917	1,188,813	27,136
	JAPAN	127.39	10,567	484,708	11,200
	MALAYSIA	24.35	854	39,173	944
	PEOPLE'S REPUBLIC OF CHINA	18,099.10	278,151	12,758,786	288,142
	REPUBLIC OF KOREA	108.49	1,052	48,255	1,163
	SINGAPORE	68.04	7,889	361,868	8,202
	TAIWAN (REP. OF CHINA)	4,194.37	80,285	3,682,673	81,088
	THAILAND	1.07	474	21,742	517
	UNITED STATES OF AMERICA	61.92	6,423	294,623	6,766
910620	Parking meters	6,607.01	147,647	6,772,567	160,836
	FRANCE	56.70	561	25,733	613
	GERMANY	3.82	554	25,412	613
	HONG KONG, CHINA	164.52	3,130	143,573	3,434
	INDIA	193.33	590	27,063	630
	ITALY	23.76	365	16,743	421
	JAPAN	750.64	54,148	2,483,769	60,377
	PEOPLE'S REPUBLIC OF CHINA	4,688.62	52,079	2,388,864	55,393
	REPUBLIC OF KOREA	40.66	128	5,871	136
	SINGAPORE	423.01	5,535	253,890	6,055
	TAIWAN (REP. OF CHINA)	31.53	1,104	50,640	1,184
	UK OF GREAT BRITAIN AND N. IRELAND	102.53	3,583	164,352	4,251
	UNITED STATES OF AMERICA	127.89	25,870	1,186,657	27,729
910690	Time of day recording apparatus and apparatus for measuring, recording or otherwise indicating intervals of time, with clock or watch movement or with synchronous motor, n.e.s.	32,392.78	298,722	13,702,377	330,904
	BELGIUM	0.46	156	7,156	162
	GERMANY	14.77	1,002	45,962	1,061
	HONG KONG, CHINA	473.70	4,920	225,680	5,136
	INDIA	3.38	343	15,733	401
	JAPAN	3,486.51	61,718	2,831,005	67,946
	MALAYSIA	82.38	2,328	106,785	2,681
	PEOPLE'S REPUBLIC OF CHINA	7,033.58	47,648	2,185,613	49,906
	REPUBLIC OF KOREA	1,827.88	58,843	2,699,128	66,600
	SINGAPORE	1,041.14	4,163	190,957	4,347
	TAIWAN (REP. OF CHINA)	17,494.11	99,960	4,585,165	114,218
	UK OF GREAT BRITAIN AND N. IRELAND	0.76	103	4,725	107
	UNITED STATES OF AMERICA	934.11	17,538	804,468	18,339
9107	Time switches with clock or watch movement or with synchronous motor.	66,760.63	1,078,089	49,451,942	1,122,165
910700	Time switches with clock or watch movement or with synchronous motor	66,760.63	1,078,089	49,451,942	1,122,165
	FRANCE	4.18	253	11,605	322
	GERMANY	315.55	6,539	299,944	6,776
	HONG KONG, CHINA	433.17	9,743	446,911	10,572
	INDIA	1.26	188	8,624	213
	ITALY	672.11	82,441	3,781,569	85,616
	JAPAN	3,430.76	59,276	2,718,990	61,010
	MEXICO	80.51	2,645	121,326	2,736
	NETHERLANDS	1.79	137	6,284	162
	NEW ZEALAND	34.90	279	12,798	291

TABLE 8 - *Continued*

PSCC CODE	COMMODITY AND COUNTRY OF ORIGIN	GROSS WEIGHT (GK)	FOB VALUE		CIF
			DOLLARS	PESOS	DOLLARS
	PEOPLE'S REPUBLIC OF CHINA	60,830.84	866,178	39,731,585	901,071
	REPUBLIC OF KOREA	0.84	477	21,880	491
	SINGAPORE	193.32	5,048	231,552	5,167
	SPAIN	43.48	4,000	183,480	4,136
	TAIWAN (REP. OF CHINA)	224.47	9,622	441,361	10,351
	THAILAND	7.63	29	1,330	31
	UNITED STATES OF AMERICA	376.01	28,359	1,300,827	29,935
	VIETNAM	109.81	2,875	131,876	3,285
9108	Watch movements, complete and assembled.	3,248.67	398,565	18,282,175	438,132
910811	Watch movements, complete and assembled, electrically operated, with mechanical display only or with a device to which a mechanical display can be incorporated	24.45	6,303	289,118	6,504
	PEOPLE'S REPUBLIC OF CHINA	10.44	3,420	156,875	3,420
	SWITZERLAND	4.43	2,504	114,858	2,705
	UNITED STATES OF AMERICA	9.58	379	17,385	379
910812	Watch movements, complete and assembled, electrically operated, with opto-electronic display only	519.23	121,044	5,552,288	128,566
	HONG KONG, CHINA	472.48	113,698	5,215,327	120,796
	PEOPLE'S REPUBLIC OF CHINA	46.75	7,346	336,961	7,770
910819	Watch movements, electrically operated, complete and assembled	2,616.84	269,176	12,347,103	300,803
	JAPAN	0.83	97	4,449	104
	NETHERLANDS	190.73	19,987	916,804	21,354
	REPUBLIC OF KOREA	674.58	37,159	1,704,483	38,208
	SWITZERLAND	0.83	240	11,009	250
	UK OF GREAT BRITAIN AND N. IRELAND	1,749.87	211,693	9,710,358	240,887
910890	Other watch movements, complete and assembled, n.e.s.	88.15	2,042	93,666	2,259
	HONG KONG, CHINA	2.45	183	8,394	194
	MALAYSIA	18.20	516	23,669	533
	REPUBLIC OF KOREA	44.75	537	24,632	640
	SINGAPORE	9.90	399	18,302	429
	SWITZERLAND	11.31	229	10,504	275
	TAIWAN (REP. OF CHINA)	0.67	123	5,642	127
	UNITED STATES OF AMERICA	0.87	55	2,523	61
9109	Clock movements, complete and assembled.	71.04	963	44,173	1,035
910911	Clock movements of alarm clocks, electrically operated, complete and assembled	19.99	392	17,981	422
	HONG KONG, CHINA	13.92	174	7,981	196
	PEOPLE'S REPUBLIC OF CHINA	6.07	218	10,000	226
910990	Clock movements, n.e.s., complete and assembled	51.05	571	26,192	613
	GERMANY	10.73	529	24,265	566
	PEOPLE'S REPUBLIC OF CHINA	40.32	42	1,927	47
9110	Complete watch or clock movements, unassembled or partly assembled (movement sets); incomplete watch or clock movements, assembled; rough watch or clock movements.	4,798.36	120,212	5,514,124	132,163
911011	Complete watch movements, unassembled or partly assembled (movement sets)	1.51	255	11,697	282
	PEOPLE'S REPUBLIC OF CHINA	0.73	113	5,183	134
	SWITZERLAND	0.78	142	6,514	148
911090	Complete (unassembled/partly assembled)/incomplete clock movement; rough	4,796.85	119,957	5,502,427	131,881
	HONG KONG, CHINA	20.83	151	6,926	175
	JAPAN	4,676.66	117,670	5,397,523	129,486
	REPUBLIC OF KOREA	98.48	160	7,339	188
	SINGAPORE	0.88	1,976	90,639	2,032

TABLE 8 - Continued

PSC CODE	COMMODITY AND COUNTRY OF ORIGIN	GROSS WEIGHT (GK)	FOB VALUE		CIF
			DOLLARS	PESOS	DOLLARS
9111	Watch cases and parts thereof.	54,243.39	2,637,152	120,966,166	2,711,978
911110	Watch cases of precious metal or of metal clad with precious metal	2.38	13,053	598,741	13,506
	HONG KONG, CHINA	2.37	12,870	590,347	13,292
	SWITZERLAND	0.01	183	8,394	214
911120	Watch cases of base metal, whether or not gold- or silver-plated	3,269.42	114,579	5,255,740	115,337
	HONG KONG, CHINA	3,223.06	112,725	5,170,696	113,277
	INDIA	0.87	40	1,835	40
	PEOPLE'S REPUBLIC OF CHINA	44.94	1,465	67,200	1,658
	SWITZERLAND	0.55	349	16,009	362
911180	Watch cases of other similar goods	24,604.55	1,005,486	46,121,644	1,032,184
	AUSTRALIA	63.63	1,018	46,696	1,212
	FRANCE	940.31	424,596	19,476,219	436,340
	HONG KONG, CHINA	4,775.32	261,337	11,987,528	269,086
	INDIA	118.44	7,302	334,943	7,314
	JAPAN	414.11	6,886	315,861	7,575
	PEOPLE'S REPUBLIC OF CHINA	14,108.87	236,909	10,867,016	240,919
	REPUBLIC OF KOREA	69.09	4,456	204,397	4,520
	TAIWAN (REP. OF CHINA)	385.31	5,076	232,836	5,359
	UNITED STATES OF AMERICA	0.37	44	2,018	44
	VIETNAM	3,729.10	57,862	2,654,130	59,815
911190	Parts of clock cases and cases similar type of other goods	26,367.04	1,504,034	68,990,041	1,550,951
	FRANCE	128.78	73,971	3,393,050	73,971
	HONG KONG, CHINA	21,802.13	1,141,941	52,380,834	1,179,377
	INDIA	2,002.23	134,678	6,177,680	137,323
	JAPAN	1,617.95	79,937	3,666,710	82,657
	NETHERLANDS	9.17	236	10,825	358
	PEOPLE'S REPUBLIC OF CHINA	801.23	69,319	3,179,663	72,993
	SPAIN	0.08	72	3,303	76
	SWITZERLAND	4.23	3,656	167,701	3,867
	UNITED STATES OF AMERICA	1.24	224	10,275	329
9112	Clock cases and cases of a similar type for other goods of this Chapter, and parts thereof.	319.92	12,345	566,265	16,208
911220	Clock cases and cases of a similar type for other goods of this Chapter	319.02	11,525	528,652	15,360
	HONG KONG, CHINA	75.51	1,722	78,988	1,772
	JAPAN	9.20	102	4,679	116
	PEOPLE'S REPUBLIC OF CHINA	99.25	6,124	280,908	6,719
	TAIWAN (REP. OF CHINA)	135.05	3,543	162,517	6,717
	UNITED STATES OF AMERICA	0.01	34	1,560	36
911290	Parts of clock cases and cases of a similar type for other goods of this Chapter	0.90	820	37,613	848
	SINGAPORE	0.90	820	37,613	848
9113	Watch straps, watchbands and watch bracelets, and parts thereof.	30,368.50	2,186,976	100,316,590	2,229,757
911310	Watch straps, watch bands and watch bracelets, of precious metal or of metal clad with precious metal	24.84	154,378	7,081,319	157,369
	HONG KONG, CHINA	19.53	146,280	6,709,864	148,773
	PEOPLE'S REPUBLIC OF CHINA	2.16	3,213	147,380	3,378
	SINGAPORE	0.87	760	34,861	812
	SWITZERLAND	2.28	4,125	189,214	4,406
911320	Watch straps, watch bands and watch bracelets, of base metal, whether or not gold- or silver-plated	408.92	256,059	11,745,426	267,179
	HONG KONG, CHINA	150.14	165,985	7,613,732	170,590
	INDIA	131.88	3,736	171,370	4,274

TABLE 8 - Continued

PSCC CODE	COMMODITY AND COUNTRY OF ORIGIN	GROSS WEIGHT (GK)	FOB VALUE		CIF
			DOLLARS	PESOS	DOLLARS
	JAPAN	70.12	80,184	3,678,040	85,782
	PEOPLE'S REPUBLIC OF CHINA	53.06	3,135	143,802	3,238
	SWITZERLAND	3.72	3,019	138,482	3,295
911390	Watch straps, watch bands and watch bracelets, of other material, n.e.s.	29,934.74	1,776,539	81,489,845	1,805,209
	AUSTRALIA	17.76	11,146	511,267	11,999
	AUSTRIA	36.13	7,439	341,227	7,743
	FINLAND	9.27	4,925	225,910	5,283
	GERMANY	1.82	690	31,650	735
	HONG KONG, CHINA	6,999.35	304,637	13,973,699	308,387
	INDIA	1,216.46	142,012	6,514,090	142,017
	ITALY	0.44	822	37,705	845
	JAPAN	4.33	387	17,752	407
	NETHERLANDS	9.17	256	11,743	387
	PEOPLE'S REPUBLIC OF CHINA	19,643.29	516,934	23,711,763	530,638
	PORTUGAL	0.73	2,268	104,033	2,343
	REPUBLIC OF KOREA	209.45	22,250	1,020,608	27,126
	SINGAPORE	438.08	23,363	1,071,661	25,584
	SWITZERLAND	63.53	29,282	1,343,165	31,088
	TAIWAN (REP. OF CHINA)	17.40	2,450	112,382	2,450
	UNITED STATES OF AMERICA	1,267.53	707,678	32,461,190	708,177
9114	Other clock or watch parts.	41,633.19	2,806,190	128,719,935	2,946,428
911410	Clock or watch springs, including hair-springs	2,222.72	443,932	20,363,160	468,863
	HONG KONG, CHINA	170.76	37,595	1,724,483	38,556
	JAPAN	74.16	10,699	490,763	11,578
	MALAYSIA	54.90	11,756	539,248	11,756
	PEOPLE'S REPUBLIC OF CHINA	650.31	81,487	3,737,809	81,487
	REPUBLIC OF KOREA	98.12	7,958	365,033	8,658
	SINGAPORE	0.16	181	8,302	181
	SWITZERLAND	0.74	281	12,889	334
	TAIWAN (REP. OF CHINA)	1,173.04	293,872	13,479,909	316,204
	THAILAND	0.47	58	2,660	62
	UNITED STATES OF AMERICA	0.06	45	2,064	47
911420	Clock or watch jewels	12,973.80	1,191,114	54,636,399	1,253,542
	BELGIUM	76.81	2,807	128,757	3,080
	FRANCE	143.77	43,488	1,994,795	43,499
	GERMANY	4.18	61	2,798	73
	HONG KONG, CHINA	4,767.70	324,333	14,877,155	340,463
	INDIA	25.25	2,713	124,445	2,789
	ITALY	0.41	3,576	164,031	3,821
	JAPAN	383.53	44,410	2,037,087	45,225
	MALAYSIA	0.84	301	13,807	343
	MEXICO	948.14	465,041	21,331,431	504,175
	PEOPLE'S REPUBLIC OF CHINA	4,774.82	173,849	7,974,454	174,343
	REPUBLIC OF KOREA	9.19	6,762	310,173	6,762
	SINGAPORE	705.02	16,020	734,837	17,451
	SWITZERLAND	87.22	83,376	3,824,457	85,933
	TAIWAN (REP. OF CHINA)	1,003.12	14,801	678,922	15,678
	THAILAND	0.87	136	6,238	155
	UNITED STATES OF AMERICA	32.53	4,613	211,598	4,925
	VIETNAM	10.40	4,827	221,414	4,827
911430	Clock or watch dials	11,193.75	190,636	8,744,473	201,823
	HONG KONG, CHINA	6,029.38	102,980	4,723,693	105,628
	JAPAN	33.43	4,175	191,507	4,883
	PEOPLE'S REPUBLIC OF CHINA	15.56	500	22,935	533
	SINGAPORE	0.98	1,827	83,804	1,887
	TAIWAN (REP. OF CHINA)	4,831.59	70,531	3,235,257	78,269
	UNITED STATES OF AMERICA	282.81	10,623	487,277	10,623
911440	Clock or watch plates and bridges	279.04	19,928	914,097	20,810
	HONG KONG, CHINA	271.98	18,999	871,484	19,752
	JAPAN	7.00	869	39,861	987
	SWITZERLAND	0.06	60	2,752	71

TABLE 8 - Continued

PSCC CODE	COMMODITY AND COUNTRY OF ORIGIN	GROSS WEIGHT (GK)	FOB VALUE		CIF DOLLARS
			DOLLARS	PESOS	
911490	Other clock or watch parts, n.e.s.	14,963.88	960,580	44,061,806	1,001,390
	AUSTRALIA	0.01	429	19,678	457
	DENMARK	1.70	938	43,026	1,001
	GERMANY	9.18	8,865	406,638	9,388
	GUAM	2.83	2,548	116,877	2,653
	HONG KONG, CHINA	3,152.38	534,232	24,505,222	550,185
	INDIA	56.72	12,599	577,916	13,766
	INDONESIA	0.01	76	3,486	79
	ITALY	27.19	388	17,798	404
	JAPAN	3,354.17	133,071	6,103,967	139,253
	MALAYSIA	4.43	603	27,660	653
	NETHERLANDS	2.77	192	8,807	234
	PEOPLE'S REPUBLIC OF CHINA	5,935.68	93,553	4,291,276	96,395
	REPUBLIC OF KOREA	97.10	55,525	2,546,932	61,361
	SINGAPORE	977.87	32,797	1,504,398	33,860
	SWITZERLAND	112.64	7,441	341,319	7,987
	TAIWAN (REP. OF CHINA)	339.97	10,121	464,250	10,684
	THAILAND	99.56	2,185	100,226	2,256
	UK OF GREAT BRITAIN AND N. IRELAND	8.77	1,896	86,970	2,020
	UNITED STATES OF AMERICA	780.36	62,583	2,870,682	68,202
	VIETNAM	0.54	538	24,678	552
92	Musical instruments; parts and accessories of such articles	2,391,685.69	11,431,522	524,363,913	12,093,090
9201	Pianos, including automatic pianos; harpsichords and other keyboard stringed instruments.	222,003.72	931,737	42,738,776	989,671
920110	Upright pianos	163,842.83	313,377	14,374,602	329,467
	HONG KONG, CHINA	443.42	431	19,770	443
	INDONESIA	12,560.41	87,212	4,000,414	90,041
	JAPAN	105,025.23	121,013	5,550,866	129,491
	MALAYSIA	1,911.33	17,054	782,267	18,137
	PEOPLE'S REPUBLIC OF CHINA	32,586.89	31,189	1,430,639	32,123
	REPUBLIC OF KOREA	11,228.88	47,405	2,174,467	49,903
	SINGAPORE	86.67	9,073	416,179	9,329
920120	Grand pianos	24,677.19	463,438	21,257,901	495,638
	AUSTRIA	433.88	52,254	2,396,891	58,147
	INDONESIA	4,559.64	81,201	3,724,690	84,836
	JAPAN	15,263.90	106,275	4,874,834	110,460
	PEOPLE'S REPUBLIC OF CHINA	762.13	12,632	579,430	13,205
	SINGAPORE	2,471.15	185,283	8,498,931	191,805
	UNITED STATES OF AMERICA	1,186.49	25,793	1,183,125	37,185
920190	Pianos, other than upright or grand	33,483.70	154,922	7,106,273	164,566
	HONG KONG, CHINA	88.81	2,129	97,657	2,345
	INDONESIA	14,866.01	20,518	941,161	22,469
	JAPAN	4,592.65	7,626	349,805	8,740
	PEOPLE'S REPUBLIC OF CHINA	13,368.69	116,682	5,352,203	121,472
	REPUBLIC OF KOREA	250.35	679	31,146	715
	SINGAPORE	93.49	3,056	140,179	3,149
	UNITED STATES OF AMERICA	223.70	4,232	194,122	5,676
9202	Other string musical instruments (for example, guitars, violins, harps).	598,261.04	2,299,853	105,494,257	2,391,555
920210	String musical instruments, played with a bow	13,184.53	149,827	6,872,564	156,085
	HONG KONG, CHINA	107.45	5,092	233,570	5,439
	JAPAN	82.67	8,959	410,949	10,166
	PEOPLE'S REPUBLIC OF CHINA	12,992.15	135,669	6,223,137	140,359
	SINGAPORE	2.26	107	4,908	121
920290	Other string musical instruments (e.g. guitars, violins, harps)	585,076.51	2,150,026	98,621,693	2,235,470
	CANADA	321.48	24,868	1,140,695	26,570
	HONG KONG, CHINA	5,407.22	5,855	268,569	5,887
	INDONESIA	17,482.42	324,492	14,884,448	336,379
	ITALY	1.74	567	26,008	658
	JAPAN	24,176.68	15,146	694,747	17,119

TABLE 8 - Continued

PSCC CODE	COMMODITY AND COUNTRY OF ORIGIN	GROSS WEIGHT (GK)	FOB VALUE		CIF
			DOLLARS	PESOS	DOLLARS
	MALAYSIA	490.61	1,983	90,960	2,058
	NEW ZEALAND	520.19	29,308	1,344,358	29,532
	PEOPLE'S REPUBLIC OF CHINA	512,570.74	1,491,869	68,432,031	1,556,982
	REPUBLIC OF KOREA	7,439.63	66,308	3,041,548	67,872
	RUSSIAN FEDERATION	0.83	25	1,147	29
	SINGAPORE	3,604.62	81,168	3,723,176	81,946
	SPAIN	0.18	634	29,082	671
	TAIWAN (REP. OF CHINA)	2,705.65	1,179	54,081	1,298
	THAILAND	337.20	683	31,329	711
	UNITED STATES OF AMERICA	10,017.32	105,941	4,859,514	107,758
9203	Keyboard pipe organs; harmoniums and similar keyboard instruments with free metal reeds.	199.72	397	18,210	424
920300	Keyboard pipe organs; harmoniums and similar keyboard instruments with free metal reeds	199.72	397	18,210	424
	JAPAN	199.72	397	18,210	424
9204	Accordions and similar instruments; mouth organs.	15,330.30	39,915	1,830,901	41,641
920410	Accordions and similar instruments	6,594.11	9,511	436,270	9,951
	AUSTRALIA	16.76	716	32,843	797
	PEOPLE'S REPUBLIC OF CHINA	6,577.35	8,795	403,427	9,154
920420	Mouth organs	8,736.19	30,404	1,394,631	31,690
	HONG KONG, CHINA	9.06	1,752	80,364	1,801
	INDIA	123.32	3,966	181,920	4,142
	JAPAN	176.68	11,228	515,028	11,544
	PEOPLE'S REPUBLIC OF CHINA	8,348.34	12,588	577,412	13,203
	TAIWAN (REP. OF CHINA)	78.79	870	39,907	1,000
9205	Other wind musical instruments (for example, clarinets, trumpets, bagpipes).	39,803.81	160,341	7,354,841	171,201
920510	Brass-wind instruments	34,276.45	127,252	5,837,049	134,896
	INDONESIA	133.21	5,452	250,083	5,734
	JAPAN	365.32	5,202	238,616	5,877
	PEOPLE'S REPUBLIC OF CHINA	32,756.67	111,383	5,109,138	118,060
	UNITED STATES OF AMERICA	1,021.25	5,215	239,212	5,225
920590	Other wind musical instruments, n.e.s.	5,527.36	33,089	1,517,792	36,305
	INDONESIA	8.35	850	38,990	882
	PEOPLE'S REPUBLIC OF CHINA	4,864.30	31,366	1,438,758	34,461
	SINGAPORE	30.52	228	10,458	242
	TAIWAN (REP. OF CHINA)	624.19	645	29,586	720
9206	Percussion musical instruments (for example, drums, xylophones, cymbals, castanets, maracas).	541,753.28	1,554,137	71,288,265	1,650,851
920600	Percussion musical instruments (e.g. drums, xylophones, cymbals, castanets, maracas)	541,753.28	1,554,137	71,288,265	1,650,851
	CANADA	2,049.80	49,333	2,262,905	50,269
	GERMANY	2,426.24	6,301	289,027	6,732
	HONG KONG, CHINA	19,788.63	25,064	1,149,686	26,559
	INDONESIA	1,775.24	13,807	633,327	14,202
	JAPAN	7,555.65	45,938	2,107,176	57,394
	MALAYSIA	712.86	5,442	249,625	5,818
	PEOPLE'S REPUBLIC OF CHINA	427,371.49	1,081,532	49,609,873	1,143,813
	REPUBLIC OF KOREA	80.56	1,420	65,135	1,496
	SINGAPORE	18,024.49	9,481	434,893	10,107
	TAIWAN (REP. OF CHINA)	28,772.77	115,457	5,296,013	127,304
	THAILAND	3,636.58	24,224	1,111,155	25,253
	UK OF GREAT BRITAIN AND N. IRELAND	72.11	2,992	137,243	3,309
	UNITED STATES OF AMERICA	29,486.86	173,146	7,942,207	178,595
9207	Musical instruments, the sound of which is produced, or must be amplified, electrically (for example, organs, guitars, accordions).	660,262.46	5,008,343	229,732,693	5,342,260

TABLE 8 - Continued

PSCC CODE	COMMODITY AND COUNTRY OF ORIGIN	GROSS WEIGHT (GK)	FOB VALUE		CIF DOLLARS
			DOLLARS	PESOS	
920710	Keyboard instruments, other than accordions	176,484.21	2,151,580	98,692,975	2,225,401
	HONG KONG, CHINA	2,280.35	639	29,311	668
	INDONESIA	30,055.93	605,764	27,786,395	626,118
	ITALY	7.17	134	6,147	140
	JAPAN	11,193.08	96,747	4,437,785	101,674
	MALAYSIA	13,135.02	225,036	10,322,401	234,532
	PEOPLE'S REPUBLIC OF CHINA	113,549.02	1,144,014	52,475,922	1,177,146
	REPUBLIC OF KOREA	32.86	5,467	250,771	5,624
	TAIWAN (REP. OF CHINA)	42.87	148	6,789	157
	UNITED STATES OF AMERICA	6,187.91	73,631	3,377,454	79,342
920790	Other musical instruments, the sound of which is produced, or must be amplified, electrically (e.g. organs, guitars, accordions)	483,778.25	2,856,763	131,039,718	3,116,859
	AUSTRALIA	20,591.29	15,358	704,471	15,986
	CANADA	89.12	8,454	387,785	9,032
	HONG KONG, CHINA	4,599.51	20,996	963,087	21,262
	INDONESIA	36,991.43	346,001	15,871,066	357,527
	JAPAN	45,936.13	557,811	25,586,791	577,331
	MALAYSIA	18,289.59	81,331	3,730,653	83,811
	NETHERLANDS	5,329.79	70,916	3,252,917	220,312
	NEW ZEALAND	643.52	3,435	157,563	11,105
	PEOPLE'S REPUBLIC OF CHINA	269,583.50	1,043,558	47,868,005	1,087,806
	SINGAPORE	64,491.03	388,604	17,825,265	395,780
	TAIWAN (REP. OF CHINA)	535.47	1,392	63,851	1,582
	UK OF GREAT BRITAIN AND N. IRELAND	710.39	58,282	2,673,395	61,720
	UNITED STATES OF AMERICA	15,987.48	260,625	11,954,869	273,605
9208	Musical boxes, fairground organs, mechanical street organs, mechanical singing birds, musical saws and other musical instruments not falling within any other heading of this Chapter; decoy calls of all kinds; whistles, call horns and other mouth-blown sound signalling instruments.	46,231.37	94,917	4,353,844	99,696
920810	Musical boxes	11,014.23	18,631	854,604	19,046
	JAPAN	271.30	60	2,752	69
	PEOPLE'S REPUBLIC OF CHINA	7,421.87	13,029	597,640	13,376
	UNITED STATES OF AMERICA	3,321.06	5,542	254,212	5,601
920890	Fairground organs, mechanical street organs, mechanical singing birds, musical saws and other musical instruments not falling within any other heading of this Chapter; decoy calls of all kinds; whistles, call horns and other mouth-blown sound signalling instruments	35,217.14	76,286	3,499,240	80,650
	CANADA	353.81	6,011	275,724	6,619
	HONG KONG, CHINA	167.96	4,908	225,130	5,345
	INDIA	1,226.14	12,124	556,128	12,136
	JAPAN	2,107.82	3,633	166,646	4,141
	PEOPLE'S REPUBLIC OF CHINA	29,547.28	41,429	1,900,349	43,582
	REPUBLIC OF KOREA	78.45	197	9,036	229
	TAIWAN (REP. OF CHINA)	1,553.26	5,150	236,231	5,459
	UNITED STATES OF AMERICA	182.42	2,834	129,996	3,139
9209	Parts (for example, mechanisms for musical boxes) and accessories (for example, cards, discs and rolls for mechanical instruments) of musical instruments; metronomes, tuning forks and pitch pipes of all kinds.	267,839.99	1,341,882	61,552,126	1,405,791
920910	Metronomes, tuning forks and pitch pipes	103,161.97	474,050	21,744,674	487,380
	CANADA	257.80	2,365	108,483	2,491
	GERMANY	466.76	4,674	214,396	4,713
	HONG KONG, CHINA	2,187.60	96,009	4,403,933	99,024
	INDONESIA	464.61	8,221	377,097	8,584
	JAPAN	789.54	7,806	358,061	8,603
	PEOPLE'S REPUBLIC OF CHINA	80,528.68	232,026	10,643,033	238,038
	REPUBLIC OF KOREA	44.69	2,702	123,941	2,807
	SINGAPORE	48.95	5,125	235,084	5,270

TABLE 8 - *Continued*

PSCC CODE	COMMODITY AND COUNTRY OF ORIGIN	GROSS WEIGHT (GK)	FOB VALUE		CIF
			DOLLARS	PESOS	DOLLARS
	TAIWAN (REP. OF CHINA)	14,083.09	94,563	4,337,605	96,506
	THAILAND	339.29	3,569	163,710	3,670
	UK OF GREAT BRITAIN AND N. IRELAND	13.05	3,513	161,141	3,830
	UNITED STATES OF AMERICA	3,937.91	13,477	618,190	13,844
920930	Musica instrument strings	20,167.82	45,908	2,105,799	47,621
	HONG KONG, CHINA	149.81	2,991	137,197	3,030
	ITALY	2.20	824	37,797	851
	PEOPLE'S REPUBLIC OF CHINA	19,776.18	39,289	1,802,186	40,788
	TAIWAN (REP. OF CHINA)	135.53	306	14,036	352
	UNITED STATES OF AMERICA	104.10	2,498	114,583	2,600
920991	Parts and accessories for pianos	6,354.99	28,529	1,308,623	30,534
	AUSTRIA	3.86	465	21,330	517
	HONG KONG, CHINA	97.46	10,300	472,461	10,565
	INDONESIA	171.62	1,812	83,116	1,979
	JAPAN	1,037.47	4,319	198,112	4,584
	PEOPLE'S REPUBLIC OF CHINA	4,044.29	6,049	277,467	6,456
	REPUBLIC OF KOREA	459.61	941	43,164	1,106
	SINGAPORE	18.28	612	28,072	701
	TAIWAN (REP. OF CHINA)	192.47	1,627	74,630	1,727
	UNITED STATES OF AMERICA	329.93	2,404	110,271	2,899
920992	Parts and accessories for the musical instruments of heading No. 92.02	31,039.67	174,151	7,988,306	183,997
	CANADA	5.35	328	15,045	351
	HONG KONG, CHINA	178.37	1,141	52,338	1,254
	INDIA	1,901.71	17,774	815,294	18,638
	JAPAN	242.33	6,374	292,375	6,635
	PEOPLE'S REPUBLIC OF CHINA	24,641.75	49,503	2,270,702	52,520
	REPUBLIC OF KOREA	181.54	1,930	88,529	1,955
	SINGAPORE	29.58	338	15,504	395
	UNITED STATES OF AMERICA	3,859.04	96,763	4,438,519	102,249
920993	Parts and accessories for the musical instruments of heading No. 92.03	12.18	288	13,211	339
	REPUBLIC OF KOREA	12.18	288	13,211	339
920994	Parts and accessories for the musical instruments of heading No. 92.07	57,736.86	339,298	15,563,601	360,512
	CANADA	813.62	12,757	585,164	13,280
	GERMANY	161.88	3,784	173,572	3,891
	HONG KONG, CHINA	22.05	496	22,752	542
	INDONESIA	416.20	11,400	522,918	11,603
	JAPAN	2,726.79	10,538	483,378	12,135
	NETHERLANDS	11.67	1,294	59,356	1,347
	PEOPLE'S REPUBLIC OF CHINA	42,881.19	120,011	5,504,905	128,320
	REPUBLIC OF KOREA	3,577.45	73,018	3,349,336	78,337
	SINGAPORE	1,212.21	1,175	53,897	1,324
	TAIWAN (REP. OF CHINA)	3,602.23	69,862	3,204,570	73,445
	UNITED STATES OF AMERICA	2,311.57	34,963	1,603,753	36,288
920999	Other musical instruments parts and accessories, n.e.s.	49,366.50	279,658	12,827,912	295,408
	GERMANY	545.27	5,344	245,129	5,658
	HONG KONG, CHINA	2,159.06	41,053	1,883,101	42,778
	INDONESIA	795.74	11,114	509,799	11,938
	JAPAN	281.74	6,505	298,384	6,991
	MALAYSIA	299.98	3,158	144,857	3,326
	PEOPLE'S REPUBLIC OF CHINA	32,259.12	127,219	5,835,536	135,335
	SINGAPORE	101.92	533	24,449	570
	TAIWAN (REP. OF CHINA)	7,375.71	52,675	2,416,202	55,415
	UNITED STATES OF AMERICA	5,547.96	32,057	1,470,455	33,397

TABLE 8 - Continued

PSCC CODE	COMMODITY AND COUNTRY OF ORIGIN	GROSS WEIGHT (GK)	FOB VALUE		CIF
			DOLLARS	PESOS	DOLLARS
93	Arms and ammunition; parts and accessories thereof	1,692,234.31	68,142,610	3,125,701,522	71,410,493
9301	Military weapons, other than revolvers, pistols and the arms of heading 93.07.	214,903.83	20,878,332	957,689,089	21,852,523
930111	Artillary weapons (e.g. guns, howitzers and mortars, self-propelled	135,860.16	3,224,690	147,916,530	3,315,648
	SOUTH AFRICA, REP. OF	135,860.16	3,224,690	147,916,530	3,315,648
930120	Rocket launchers; flame-throwers; grenade launchers; torpedo tubes and similar projectors	3,517.34	5,995,300	275,004,411	6,149,763
	ITALY	2,310.25	5,983,256	274,451,953	6,137,039
	REPUBLIC OF KOREA	939.24	2,609	119,675	3,022
	TAIWAN (REP. OF CHINA)	267.85	9,435	432,783	9,702
930190	Other military weapons, other than revolvers, pistols and the arms of heading 93.07	75,526.33	11,658,342	534,768,148	12,387,112
	ISRAEL	1,698.54	1,789,291	82,074,778	1,858,356
	JAPAN	9.76	47,896	2,196,990	49,247
	SOUTH AFRICA, REP. OF	7,979.89	348,099	15,967,301	362,355
	UNITED STATES OF AMERICA	65,838.14	9,473,056	434,529,079	10,117,154
9302	Revolvers and pistols, other than those of heading 93.03 or 93.04.	10,732.50	1,757,224	80,603,865	1,867,857
930200	Revolvers and pistols, other than those of heading No. 93.03 or 93.04	10,732.50	1,757,224	80,603,865	1,867,857
	BRAZIL	326.07	40,807	1,871,817	47,043
	CZECH REPUBLIC (CZECHOSLOVAKIA)	218.82	56,161	2,576,105	62,572
	ISRAEL	17.41	1,187	54,448	1,198
	ITALY	161.46	36,385	1,668,980	39,277
	JAPAN	0.26	367	16,834	392
	PEOPLE'S REPUBLIC OF CHINA	174.90	9,994	458,425	10,678
	TURKEY	191.38	25,420	1,166,015	27,154
	UNITED STATES OF AMERICA	9,642.20	1,586,903	72,791,241	1,679,543
9303	Other firearms and similar devices which operate by the firing of an explosive charge (for example, sporting shotguns and rifles, muzzle-loading firearms, Very pistols and other devices designed to project only signal flares, pistols and revolvers for firing blank ammunition, captive-bolt humane killers, line-throwing guns).	15,361.40	565,529	25,940,815	621,482
930310	Muzzle-loading firearms	5,608.01	357,245	16,386,828	382,922
	UNITED STATES OF AMERICA	5,608.01	357,245	16,386,828	382,922
930320	Other sporting, hunting or target-shooting shotguns, including combination shotgun-rifles	1,947.02	119,813	5,495,822	137,110
	ITALY	54.97	21,443	983,590	22,909
	TURKEY	1,357.42	66,252	3,038,979	75,694
	UNITED STATES OF AMERICA	534.63	32,118	1,473,253	38,507
930330	Other sporting, hunting or target-shooting rifles other than item 930320	259.13	33,768	1,548,938	41,885
	SWITZERLAND	7.07	4,793	219,855	5,426
	TURKEY	75.18	7,781	356,914	11,343
	UNITED STATES OF AMERICA	176.88	21,194	972,169	25,116
930390	Other non-military firearms, n.e.s.	7,547.24	54,703	2,509,227	59,565
	HONG KONG, CHINA	166.76	3,239	148,573	3,328
	MALAYSIA	5,779.94	18,739	859,558	20,021
	SINGAPORE	0.87	1,924	88,254	1,976
	TAIWAN (REP. OF CHINA)	0.84	195	8,945	207

TABLE 8 - Continued

PSCC CODE	COMMODITY AND COUNTRY OF ORIGIN	GROSS WEIGHT (GK)	FOB VALUE		CIF
			DOLLARS	PESOS	DOLLARS
	UNITED STATES OF AMERICA	1,598.83	30,606	1,403,897	34,033
9304	Other arms (for example, spring, air or gas guns and pistols, truncheons), excluding those of heading 93.07.	11,625.16	194,920	8,940,982	210,956
930400	Other arms (e.g. spring, air or gas guns and pistols, truncheons), excluding those of heading No. 93.07	11,625.16	194,920	8,940,982	210,956
	HONG KONG, CHINA	17.89	80	3,670	80
	ITALY	0.47	46	2,110	53
	JAPAN	685.45	14,735	675,895	15,290
	PEOPLE'S REPUBLIC OF CHINA	975.28	15,772	723,462	16,935
	REPUBLIC OF KOREA	2.48	53	2,431	57
	SPAIN	488.02	6,500	298,155	6,944
	SWITZERLAND	9.30	915	41,971	922
	TURKEY	6,529.12	121,309	5,564,444	125,443
	UNITED STATES OF AMERICA	2,917.15	35,510	1,628,844	45,232
9305	Parts and accessories of articles of headings 93.01 to 93.04.	398,014.25	23,669,561	1,085,722,763	24,611,348
930510	Parts and accessories, of revolvers and pistols	24,104.64	3,378,318	154,963,447	3,609,199
	GERMANY	2.53	141	6,468	164
	HONG KONG, CHINA	0.05	78	3,578	81
	INDIA	4,270.45	545,057	25,001,765	579,727
	IRELAND	134.55	10,809	495,809	12,625
	ISRAEL	3,703.88	1,061,474	48,689,812	1,148,985
	ITALY	2,585.89	576,442	26,441,395	615,607
	JAPAN	0.83	105	4,816	114
	NETHERLANDS	2.55	1,230	56,420	1,265
	PEOPLE'S REPUBLIC OF CHINA	0.87	435	19,953	487
	SINGAPORE	565.49	53,696	2,463,035	56,805
	SPAIN	19.90	97	4,449	157
	TAIWAN (REP. OF CHINA)	9,835.23	426,437	19,560,666	442,828
	UNITED STATES OF AMERICA	2,982.42	702,317	32,215,281	750,354
930521	Parts and accessories, of shotgun barrels	43,259.54	2,193,313	100,607,267	2,297,710
	ISRAEL	203.22	12,235	561,219	13,072
	PEOPLE'S REPUBLIC OF CHINA	7,310.54	200,138	9,180,330	211,606
	REPUBLIC OF KOREA	2,650.42	128,347	5,887,277	135,397
	TAIWAN (REP. OF CHINA)	32,923.49	1,819,966	83,481,840	1,902,820
	UNITED STATES OF AMERICA	171.87	32,627	1,496,601	34,815
930529	Parts and accessories, of shotgun or rifles of heading No. 93.03	318,899.69	17,363,594	796,468,057	17,930,761
	HONG KONG, CHINA	1,308.91	247,505	11,353,054	257,535
	MYANMAR, UNION OF (BURMA)	2,446.52	49,564	2,273,501	50,927
	PEOPLE'S REPUBLIC OF CHINA	22,530.77	514,098	23,581,675	531,798
	TAIWAN (REP. OF CHINA)	292,581.97	16,548,140	759,063,182	17,085,668
	UNITED STATES OF AMERICA	31.52	4,287	196,645	4,833
930591	Parts and accessories of military weapons of heading 93.01	5,853.56	602,576	27,640,161	628,790
	GERMANY	549.59	71,802	3,293,558	72,002
	ISRAEL	1,136.91	39,208	1,798,471	45,986
	ITALY	112.36	20,543	942,307	21,172
	REPUBLIC OF KOREA	48.49	3,260	149,536	3,674
	UNITED STATES OF AMERICA	4,006.21	467,763	21,456,289	485,956
930599	Parts and accessories of the goods of subheading 9304.00.90	5,896.82	131,760	6,043,831	144,888
	FRANCE	3,630.01	49,909	2,289,326	54,187
	HONG KONG, CHINA	254.79	10,435	478,653	10,446
	ISRAEL	134.49	5,921	271,596	6,136
	PEOPLE'S REPUBLIC OF CHINA	208.37	8,505	390,124	8,736
	REPUBLIC OF KOREA	122.65	9,769	448,104	10,421
	SINGAPORE	1.67	3,364	154,307	3,480
	SPAIN	2.47	37	1,697	40

TABLE 8 - Continued

PSCC CODE	COMMODITY AND COUNTRY OF ORIGIN	GROSS WEIGHT (GK)	FOB VALUE		CIF
			DOLLARS	PESOS	DOLLARS
	SWITZERLAND	27.51	2,077	95,272	2,507
	TAIWAN (REP. OF CHINA)	249.34	6,830	313,292	7,467
	UNITED STATES OF AMERICA	1,265.52	34,913	1,601,460	41,468
9306	Bombs, grenades, torpedoes, mines, missiles, and similar munitions of war and parts thereof; cartridges and other ammunition and projectiles and parts thereof, including shot and cartridge wads.	1,041,597.17	21,077,044	966,804,008	22,246,327
930610	Cartridges for riveting or similar tools or for captive-bolt humane killers and parts thereof	465,979.76	2,871,853	131,731,897	3,000,459
	REPUBLIC OF KOREA	462,520.10	2,757,001	126,463,636	2,837,055
	SWITZERLAND	2,633.54	55,321	2,537,574	93,948
	UNITED STATES OF AMERICA	826.12	59,531	2,730,687	69,456
930621	Shotgun cartridges	54,177.53	766,064	35,139,356	808,105
	AUSTRALIA	17.39	615	28,210	802
	ITALY	32,893.07	169,563	7,777,855	175,909
	JAPAN	2,085.35	95,617	4,385,952	105,110
	MALAYSIA	348.53	6,616	303,476	6,901
	MEXICO	4,802.19	91,853	4,213,297	99,320
	NETHERLANDS	0.44	1,156	53,026	1,188
	PEOPLE'S REPUBLIC OF CHINA	11,222.41	178,462	8,186,052	183,997
	SINGAPORE	357.63	21,025	964,417	23,554
	TAIWAN (REP. OF CHINA)	4.61	4,597	210,864	4,733
	THAILAND	2,212.36	148,379	6,806,145	155,310
	UNITED STATES OF AMERICA	233.55	48,181	2,210,062	51,281
930629	Other shotgun cartridges and parts thereof; air gun pellets	126,598.82	2,789,002	127,931,522	3,002,253
	JAPAN	31.59	233	10,688	324
	SINGAPORE	267.85	2,786	127,794	2,977
	SPAIN	4,983.95	41,463	1,901,908	66,044
	TURKEY	121,220.65	2,741,867	125,769,439	2,929,463
	UNITED STATES OF AMERICA	94.78	2,653	121,693	3,445
930630	Other cartridges and parts, n.e.s.	116,831.11	6,202,775	284,521,288	6,525,710
	BRAZIL	69,747.25	1,618,754	74,252,246	1,745,958
	CZECH REPUBLIC (CZECHOSLOVAKIA)	2,879.25	112,497	5,160,237	162,061
	FINLAND	1,922.33	53,548	2,456,247	55,741
	ISRAEL	369.85	57,343	2,630,323	59,691
	JAPAN	382.14	4,233	194,167	4,372
	REPUBLIC OF KOREA	26,547.22	3,537,737	162,275,996	3,594,120
	SOUTH AFRICA, REP. OF	5,542.87	533,467	24,470,131	575,770
	SWITZERLAND	199.66	24,537	1,125,512	26,221
	UK OF GREAT BRITAIN AND N. IRELAND	1,903.28	49,163	2,255,107	62,785
	UNITED STATES OF AMERICA	7,337.26	211,496	9,701,322	238,991
930690	Other munitions of war and parts thereof	278,009.95	8,447,350	387,479,945	8,909,800
	AUSTRALIA	5,485.61	75,965	3,484,515	78,506
	BRAZIL	84,073.46	2,306,566	105,802,182	2,463,268
	INDIA	1,148.66	9,620	441,269	10,292
	ISRAEL	5.44	622	28,531	648
	ITALY	16,450.31	1,221,133	56,013,371	1,259,898
	JAPAN	12.81	552	25,320	570
	REPUBLIC OF KOREA	51,629.82	788,400	36,163,908	810,530
	SINGAPORE	1,018.87	64,636	2,964,853	67,129
	SOUTH AFRICA, REP. OF	59,457.40	1,362,820	62,512,554	1,464,410
	TAIWAN (REP. OF CHINA)	1.67	141	6,468	160
	TURKEY	34,386.44	393,507	18,050,166	461,258
	UK OF GREAT BRITAIN AND N. IRELAND	0.94	303	13,899	355
	UNITED STATES OF AMERICA	24,338.52	2,223,085	101,972,909	2,292,776

TABLE 8 - Continued

PSCC CODE	COMMODITY AND COUNTRY OF ORIGIN	GROSS WEIGHT (GK)	FOB VALUE		CIF
			DOLLARS	PESOS	DOLLARS
94	Furniture; bedding; mattresses, mattress supports, cushions and similar stuffed furnishings; lamps and lighting fittings, not elsewhere specified or included; illuminated signs, illuminated name-plates and the like; prefabricated buildings	214,652,234.88	320,407,878	14,697,109,376	340,957,013
9401	Seats (other than those of heading 94.02), whether or not convertible into beds, and parts thereof.	20,918,813.17	54,062,159	2,479,831,241	57,387,073
940110	Seats of a kind used for aircraft	17,408.84	1,165,131	53,444,560	1,215,227
	FRANCE	203.10	31,088	1,426,007	33,753
	GERMANY	620.85	29,511	1,353,670	39,916
	HONG KONG, CHINA	6.66	1,967	90,226	2,102
	ITALY	7,367.41	740,371	33,960,818	756,987
	JAPAN	1,147.40	28,283	1,297,341	29,664
	MALAYSIA	66.88	832	38,164	995
	PEOPLE'S REPUBLIC OF CHINA	5,819.30	49,169	2,255,382	53,618
	SINGAPORE	300.83	76,299	3,499,835	79,987
	SWITZERLAND	0.83	125	5,734	133
	UNITED STATES OF AMERICA	1,875.58	207,486	9,517,383	218,072
940120	Seats of a kind used for motor vehicles	625,784.05	1,459,791	66,960,612	1,561,390
	AUSTRALIA	73.46	16,912	775,753	19,353
	CZECH REPUBLIC (CZECHOSLOVAKIA)	0.78	185	8,486	193
	DENMARK	77.66	1,336	61,282	1,717
	GERMANY	1,219.73	16,907	775,524	19,099
	HONG KONG, CHINA	1,063.75	5,291	242,698	5,830
	INDIA	27.99	210	9,633	220
	INDONESIA	82.52	3,550	162,839	3,650
	ITALY	1,496.39	19,906	913,088	21,029
	JAPAN	119,805.47	109,625	5,028,499	126,800
	MALAYSIA	974.70	7,556	346,594	8,075
	NETHERLANDS	13.07	11,102	509,249	11,488
	PEOPLE'S REPUBLIC OF CHINA	243,599.24	589,712	27,050,089	632,020
	QATAR	33.06	536	24,586	621
	REPUBLIC OF KOREA	173,303.20	119,727	5,491,877	134,572
	SINGAPORE	101.54	21,385	980,930	22,464
	SOUTH AFRICA, REP. OF	29.82	485	22,247	773
	SWEDEN	94.87	8,849	405,904	9,528
	TAIWAN (REP. OF CHINA)	21,349.46	18,829	863,686	20,474
	THAILAND	61,231.87	492,461	22,589,186	506,752
	UK OF GREAT BRITAIN AND N. IRELAND	54.53	2,221	101,877	2,744
	UNITED STATES OF AMERICA	1,150.94	13,006	596,585	13,988
940130	Swivel seats with variable height adjustment	3,425,491.54	8,952,676	410,659,249	9,576,543
	AUSTRALIA	182.98	1,206	55,319	1,206
	CANADA	2,996.00	52,007	2,385,561	66,497
	DENMARK	2,100.32	17,762	814,743	19,368
	GERMANY	7,455.10	139,057	6,378,545	148,172
	HONG KONG, CHINA	5,906.76	14,350	658,235	16,331
	ITALY	12.97	247	11,330	257
	JAPAN	94,447.12	78,790	3,614,097	91,570
	MALAYSIA	143,138.88	551,731	25,307,901	584,027
	PEOPLE'S REPUBLIC OF CHINA	3,049,681.11	7,022,388	322,116,938	7,489,528
	REPUBLIC OF KOREA	8,008.98	38,366	1,759,848	41,551
	SINGAPORE	6,641.68	71,286	3,269,889	77,690
	TAIWAN (REP. OF CHINA)	56,668.79	117,669	5,397,477	125,413
	THAILAND	6,260.93	9,374	429,985	12,398
	UK OF GREAT BRITAIN AND N. IRELAND	132.42	8,376	384,207	8,949
	UNITED ARAB EMIRATES, N.E.S.	31.56	171	7,844	203
	UNITED STATES OF AMERICA	41,580.26	828,785	38,016,368	892,230
	VIETNAM	245.68	1,111	50,962	1,153
940140	Seats other than garden seats or camping equipment, convertible into beds	750,336.44	1,419,020	65,090,448	1,511,640
	AUSTRALIA	20,726.57	15,415	707,086	17,622
	FRANCE	126.71	1,025	47,017	1,063
	HONG KONG, CHINA	1,210.42	733	33,623	893
	ITALY	417.28	1,352	62,016	1,546
	JAPAN	7,123.50	6,860	314,668	7,933

TABLE 8 - Continued

PSCC CODE	COMMODITY AND COUNTRY OF ORIGIN	GROSS WEIGHT (GK)	FOB VALUE		CIF
			DOLLARS	PESOS	DOLLARS
	MALAYSIA	3,030.06	14,141	648,648	14,203
	NEW ZEALAND	1,001.90	526	24,128	643
	PEOPLE'S REPUBLIC OF CHINA	689,998.89	1,328,359	60,931,827	1,413,636
	REPUBLIC OF KOREA	10,887.06	4,667	214,075	5,410
	TAIWAN (REP. OF CHINA)	2,035.25	657	30,137	684
	THAILAND	13,778.80	45,285	2,077,223	48,007
940150	Seats of cane, osier, bamboo or similar materials	286,492.42	671,721	30,811,843	708,577
	AUSTRALIA	798.51	3,743	171,691	3,743
	HONG KONG, CHINA	1,926.72	4,590	210,544	5,087
	INDONESIA	1,568.27	9,640	442,187	10,435
	ITALY	105.21	1,752	80,364	2,007
	JAPAN	8,617.43	17,234	790,524	18,249
	MALAYSIA	107,010.65	260,690	11,957,850	277,557
	PEOPLE'S REPUBLIC OF CHINA	156,633.88	356,987	16,374,994	373,033
	REPUBLIC OF KOREA	5,824.70	3,957	181,508	4,622
	SINGAPORE	460.47	2,115	97,015	2,259
	SWEDEN	8.84	107	4,908	110
	TAIWAN (REP. OF CHINA)	2,276.33	4,283	196,461	4,528
	THAILAND	1,201.11	5,179	237,561	5,433
	UNITED STATES OF AMERICA	60.30	1,444	66,236	1,514
940161	Seats, n.e.s., with wooden frames, upholstered	2,469,669.69	8,236,146	377,792,019	8,712,972
	BELGIUM	1,838.49	8,903	408,381	10,130
	DENMARK	1,473.11	8,907	408,564	9,379
	FRANCE	9,285.31	60,223	2,762,429	63,078
	GERMANY	6,558.74	82,479	3,783,312	83,795
	HONG KONG, CHINA	15,249.39	29,816	1,367,660	32,242
	INDONESIA	5,544.89	15,893	729,012	17,601
	ITALY	17,192.61	278,124	12,757,548	288,597
	JAPAN	18,725.36	63,381	2,907,287	71,112
	MALAYSIA	331,688.63	1,233,344	56,573,490	1,307,584
	MYANMAR, UNION OF (BURMA)	4,401.71	17,551	805,064	18,604
	NETHERLANDS	56.17	1,229	56,374	1,323
	PEOPLE'S REPUBLIC OF CHINA	1,773,498.27	4,375,586	200,708,130	4,627,542
	POLAND	1,507.97	4,416	202,562	39,322
	REPUBLIC OF KOREA	12,285.59	13,300	610,071	14,586
	SINGAPORE	13,387.89	69,727	3,198,378	71,085
	SPAIN	177.46	358	16,421	447
	TAIWAN (REP. OF CHINA)	24,849.32	106,892	4,903,136	113,565
	THAILAND	155,512.93	1,193,461	54,744,056	1,222,209
	UNITED STATES OF AMERICA	43,266.46	455,144	20,877,455	491,322
	VIETNAM	33,169.39	217,412	9,972,689	229,449
940169	Seats, n.e.s., with wooden frames, not upholstered	1,699,114.76	3,051,282	139,962,308	3,232,122
	DENMARK	309.05	5,531	253,707	5,652
	FRANCE	3,737.07	30,465	1,397,429	31,709
	GERMANY	64.34	1,678	76,970	1,790
	HONG KONG, CHINA	9,929.60	24,949	1,144,411	28,950
	INDIA	581.00	2,218	101,740	2,425
	INDONESIA	54,158.08	168,036	7,707,812	174,654
	ISRAEL	1,805.97	1,573	72,154	1,617
	ITALY	7,116.35	120,092	5,508,620	125,691
	JAPAN	11,888.85	55,401	2,541,244	57,933
	MALAYSIA	267,206.64	520,901	23,893,729	550,795
	PEOPLE'S REPUBLIC OF CHINA	1,215,131.31	1,661,931	76,232,775	1,768,644
	POLAND	1,844.14	4,952	227,148	4,962
	REPUBLIC OF KOREA	2,314.02	2,542	116,602	2,986
	SINGAPORE	836.47	11,848	543,467	12,075
	SPAIN	3,928.80	23,417	1,074,138	24,076
	SWITZERLAND	121.83	1,207	55,365	1,616
	TAIWAN (REP. OF CHINA)	31,965.82	14,628	670,987	15,997
	THAILAND	20,791.39	70,907	3,252,504	72,392
	TURKEY	1,264.26	4,780	219,259	4,915
	UNITED STATES OF AMERICA	8,903.82	28,014	1,285,003	31,979
	VIETNAM	55,215.95	296,212	13,587,244	311,264
940171	Seats, n.e.s., with metal frames, upholstered	1,244,621.14	3,353,915	153,844,081	3,520,825
	AUSTRALIA	7,721.72	32,662	1,498,206	33,800
	BELGIUM	1,569.09	42,388	1,944,338	45,289

TABLE 8 - Continued

PSCC CODE	COMMODITY AND COUNTRY OF ORIGIN	GROSS WEIGHT (GK)	FOB VALUE		CIF DOLLARS
			DOLLARS	PESOS	
	CANADA	43.97	776	35,595	1,009
	CROATIA	723.61	9,926	455,306	10,192
	DENMARK	1,422.60	11,805	541,495	12,565
	FRANCE	767.62	9,489	435,260	9,848
	GERMANY	4,946.61	149,436	6,854,629	158,733
	HONG KONG, CHINA	242.10	281	12,889	327
	INDONESIA	1,402.47	8,679	398,106	9,034
	ITALY	14,416.85	205,738	9,437,202	219,199
	JAPAN	4,525.62	15,206	697,499	17,102
	MALAYSIA	91,849.66	325,597	14,935,134	337,698
	NETHERLANDS	4,093.87	50,306	2,307,536	52,075
	PEOPLE'S REPUBLIC OF CHINA	1,083,469.83	2,357,411	108,134,443	2,467,895
	REPUBLIC OF KOREA	6,008.26	23,109	1,060,010	24,956
	SINGAPORE	333.95	4,262	195,498	4,484
	TAIWAN (REP. OF CHINA)	8,910.95	5,565	255,267	6,007
	THAILAND	2,956.49	11,660	534,844	12,004
	UK OF GREAT BRITAIN AND N. IRELAND	1,293.20	23,187	1,063,588	25,275
	UNITED STATES OF AMERICA	7,922.67	66,432	3,047,236	73,333
940179	Seats, n.e.s., with metal frames, not upholstered	2,341,825.86	4,426,741	203,054,609	4,644,111
	AUSTRALIA	1,763.42	4,159	190,773	4,159
	BELGIUM	380.58	10,095	463,058	10,500
	CROATIA	774.68	9,115	418,105	10,580
	DENMARK	3,623.97	46,507	2,133,276	51,801
	FRANCE	795.59	8,496	389,712	8,847
	GERMANY	791.27	8,116	372,281	8,696
	HONG KONG, CHINA	10,424.64	18,966	869,970	20,920
	INDIA	49.03	431	19,770	448
	INDONESIA	36,463.12	66,653	3,057,373	69,449
	ITALY	4,050.33	30,354	1,392,338	34,801
	JAPAN	3,348.35	5,317	243,891	5,868
	MACAU	11.66	151	6,926	157
	MALAYSIA	185,978.78	270,146	12,391,597	281,397
	NETHERLANDS	33.79	902	41,375	936
	PEOPLE'S REPUBLIC OF CHINA	1,879,128.87	3,137,999	143,940,014	3,293,859
	REPUBLIC OF KOREA	57,142.65	114,788	5,265,326	122,215
	SINGAPORE	9,861.49	62,298	2,857,609	65,554
	SPAIN	18.02	84	3,853	123
	TAIWAN (REP. OF CHINA)	104,204.71	206,399	9,467,522	208,404
	THAILAND	9,533.70	79,969	3,668,178	82,083
	TURKEY	1,045.51	4,592	210,635	4,626
	UK OF GREAT BRITAIN AND N. IRELAND	625.80	12,767	585,622	15,289
	UNITED STATES OF AMERICA	30,540.64	322,301	14,783,947	337,072
	VIETNAM	1,235.26	6,136	281,458	6,327
940180	Other seats, n.e.s., of other materials	5,071,933.91	7,666,277	351,652,125	8,141,109
	AUSTRALIA	61,188.02	41,968	1,925,073	44,801
	BELGIUM	402.27	10,669	489,387	11,399
	CANADA	2,558.00	4,297	197,103	4,473
	FRANCE	7,797.81	11,928	547,138	12,192
	GERMANY	738.62	12,035	552,045	12,510
	HONG KONG, CHINA	75,768.39	110,209	5,055,286	116,525
	INDONESIA	6,048.76	36,146	1,658,016	38,393
	ISRAEL	1,253.30	1,573	72,154	1,617
	ITALY	8,382.22	61,096	2,802,473	64,939
	JAPAN	110,455.53	103,671	4,755,388	127,326
	KUWAIT	11,198.20	5,688	260,909	6,308
	MACAU	4,009.83	4,882	223,937	5,799
	MALAYSIA	237,790.30	361,986	16,604,298	378,777
	MOROCCO	81.65	1,139	52,246	1,235
	NETHERLANDS	46.63	995	45,641	1,063
	NEW ZEALAND	17,643.00	13,084	600,163	13,954
	PEOPLE'S REPUBLIC OF CHINA	3,744,055.40	5,287,739	242,548,587	5,568,745
	REPUBLIC OF KOREA	64,370.71	96,158	4,410,767	101,525
	SINGAPORE	18,379.14	272,054	12,479,117	304,565
	SOUTH AFRICA, REP. OF	957.80	9,656	442,921	9,928
	SPAIN	4,205.16	25,150	1,153,631	26,546
	TAIWAN (REP. OF CHINA)	119,873.66	160,845	7,377,961	173,558
	THAILAND	20,927.17	69,214	3,174,846	70,824
	TURKEY	1,227.17	3,228	148,068	4,806
	UK OF GREAT BRITAIN AND N. IRELAND	2,549.40	10,971	503,240	11,965
	UNITED ARAB EMIRATES, N.E.S.	100.49	103	4,725	109

TABLE 8 - Continued

PSCC CODE	COMMODITY AND COUNTRY OF ORIGIN	GROSS WEIGHT (GK)	FOB VALUE		CIF DOLLARS
			DOLLARS	PESOS	
	UNITED STATES OF AMERICA	548,922.09	945,945	43,390,497	1,022,958
	VIETNAM	1,003.19	3,848	176,508	4,269
940190	Other parts of seats, of heading No. 94.01	2,986,134.52	13,659,459	626,559,387	14,562,557
	AUSTRALIA	360.21	9,156	419,986	9,614
	BELGIUM	153.22	3,983	182,700	4,256
	CANADA	6.66	104	4,770	111
	DENMARK	306.46	3,415	156,646	3,950
	FRANCE	2,237.72	398,773	18,291,717	414,196
	GERMANY	4,425.45	89,796	4,118,942	102,096
	HONG KONG, CHINA	28,593.69	188,391	8,641,496	197,019
	INDIA	4,332.09	47,580	2,182,495	50,686
	INDONESIA	145,064.09	2,442,496	112,037,292	2,555,205
	IRELAND	1.68	919	42,154	961
	ITALY	25,048.36	188,647	8,653,239	203,671
	JAPAN	285,479.64	3,359,459	154,098,385	3,645,218
	MALAYSIA	113,119.07	164,080	7,526,350	175,845
	MEXICO	144.72	17,722	812,908	19,363
	NETHERLANDS	174.73	6,208	284,761	6,444
	NEW ZEALAND	3,615.11	178,550	8,190,089	183,824
	PEOPLE'S REPUBLIC OF CHINA	1,235,909.23	2,845,635	130,529,278	3,038,676
	REPUBLIC OF KOREA	9,692.01	15,143	694,610	16,120
	SINGAPORE	6,034.19	126,140	5,786,041	128,545
	SWEDEN	526.89	2,240	102,749	2,387
	SWITZERLAND	12,798.62	53,963	2,475,283	57,655
	TAIWAN (REP. OF CHINA)	831,665.31	494,451	22,680,467	532,965
	THAILAND	248,293.99	2,223,400	101,987,358	2,343,091
	UK OF GREAT BRITAIN AND N. IRELAND	985.07	106,780	4,897,998	110,388
	UNITED STATES OF AMERICA	15,937.34	369,915	16,968,001	401,204
	VIETNAM	11,228.97	322,513	14,793,672	359,067
9402	Medical, surgical, dental or veterinary furniture (for example, operating tables, examination tables, hospital beds with mechanical fittings, dentists' chairs); barbers' chairs and similar chairs, having rotating as well as both reclining and elevating movements; parts of the foregoing articles.	2,408,919.47	9,130,002	418,793,195	9,735,497
940210	Dentist's, barbers' or similar chairs and parts thereof	548,133.02	954,228	43,770,440	1,021,029
	AUSTRALIA	13,836.37	2,340	107,336	3,593
	BRAZIL	637.16	1,382	63,392	1,490
	DEMOCRATIC PEOPLE'S REP. OF KOREA	238.07	4,879	223,800	4,887
	FINLAND	562.08	1,615	74,080	1,773
	GERMANY	1,686.37	13,394	614,383	13,703
	HONG KONG, CHINA	5,217.76	5,174	237,332	5,522
	JAPAN	23,860.64	70,715	3,243,697	74,714
	PEOPLE'S REPUBLIC OF CHINA	425,951.77	502,824	23,064,537	530,134
	REPUBLIC OF KOREA	21,340.01	58,372	2,677,524	60,975
	SINGAPORE	4,185.07	59,322	2,721,101	64,144
	TAIWAN (REP. OF CHINA)	5,256.35	18,571	851,852	19,870
	THAILAND	2,500.81	7,151	328,016	7,479
	UK OF GREAT BRITAIN AND N. IRELAND	1,913.16	43,154	1,979,474	43,216
	UNITED STATES OF AMERICA	35,890.98	139,824	6,413,727	163,521
	VIETNAM	5,056.42	25,511	1,170,189	26,008
940290	Other medical, surgical, dental or veterinary furniture (e.g operating tables, examination tables, hospital beds with mechanical fittings, dentists' chairs); barbers' chairs and similar chairs; parts thereof	1,860,786.45	8,175,774	375,022,755	8,714,468
	AUSTRALIA	16,216.29	3,579	164,169	9,300
	CANADA	30,505.13	873,533	40,068,959	878,175
	CZECH REPUBLIC (CZECHOSLOVAKIA)	602.74	5,802	266,138	17,759
	FINLAND	2,840.22	148,939	6,831,832	160,301
	FRANCE	2,860.34	32,251	1,479,353	33,109
	GERMANY	14,761.89	396,329	18,179,612	433,743
	HONG KONG, CHINA	15,036.39	153,604	7,045,816	166,579
	HUNGARY	258.22	2,374	108,895	2,536
	INDIA	20,746.10	36,390	1,669,210	42,013
	ISRAEL	413.10	20,356	933,730	21,748
	ITALY	1,959.05	46,633	2,139,056	51,537
	JAPAN	120,410.56	191,536	8,785,756	253,816
	MALAYSIA	4,427.33	54,640	2,506,337	61,557

TABLE 8 - Continued

PSCC CODE	COMMODITY AND COUNTRY OF ORIGIN	GROSS WEIGHT (GK)	FOB VALUE		CIF
			DOLLARS	PESOS	DOLLARS
	NETHERLANDS	2,111.33	27,947	1,281,929	29,938
	NORWAY	20.45	458	21,008	470
	PEOPLE'S REPUBLIC OF CHINA	1,126,964.75	3,256,904	149,394,187	3,410,158
	POLAND	178.02	1,832	84,033	1,911
	REPUBLIC OF KOREA	43,623.43	121,872	5,590,268	128,654
	SINGAPORE	25,862.93	514,757	23,611,904	530,830
	SPAIN	10,965.27	144,859	6,644,682	157,130
	TAIWAN (REP. OF CHINA)	43,401.78	331,722	15,216,088	353,090
	THAILAND	482.15	5,807	266,367	6,356
	TURKEY	2,327.90	45,695	2,096,029	51,634
	UK OF GREAT BRITAIN AND N. IRELAND	42.36	5,890	270,175	6,186
	UNITED STATES OF AMERICA	373,497.05	1,751,990	80,363,782	1,905,858
	VIETNAM	271.67	75	3,440	80
9403	Other furniture and parts thereof.	143,826,563.92	144,036,905	6,606,972,838	153,782,691
940310	Metal furniture of a kind used in offices	5,836,952.33	8,959,640	410,978,687	9,507,424
	AUSTRALIA	3,750.49	2,887	132,427	2,919
	CZECH REPUBLIC (CZECHOSLOVAKIA)	7.49	1,249	57,292	1,334
	DENMARK	1,207.02	14,101	646,813	14,153
	FRANCE	5.13	64	2,936	69
	GERMANY	4,407.39	7,057	323,705	7,308
	HONG KONG, CHINA	57,040.01	82,891	3,802,211	87,533
	INDONESIA	1,632.08	3,444	157,976	3,736
	ITALY	52,985.60	81,201	3,724,690	86,425
	JAPAN	238,921.88	206,322	9,463,990	232,132
	MALAYSIA	261,584.88	612,420	28,091,705	653,065
	NETHERLANDS	1,102.02	2,182	100,088	2,559
	NEW ZEALAND	5,325.24	49,893	2,288,592	55,944
	PEOPLE'S REPUBLIC OF CHINA	3,914,425.34	5,836,894	267,738,328	6,167,558
	REPUBLIC OF KOREA	94,847.68	339,774	15,585,434	357,829
	SINGAPORE	15,363.01	240,027	11,010,038	258,119
	SPAIN	41,299.64	64,735	2,969,394	67,572
	SWITZERLAND	506.42	23,212	1,064,734	26,115
	TAIWAN (REP. OF CHINA)	864,870.24	803,765	36,868,700	850,562
	THAILAND	51,570.21	149,207	6,844,125	156,590
	TURKEY	5,564.75	42,398	1,944,796	42,984
	UK OF GREAT BRITAIN AND N. IRELAND	8,211.27	42,366	1,943,329	52,716
	UNITED ARAB EMIRATES, N.E.S.	3,012.31	38,097	1,747,509	40,467
	UNITED STATES OF AMERICA	31,633.10	269,047	12,341,186	288,091
	VIETNAM	177,679.13	46,407	2,128,689	51,644
940320	Other metal furniture of a kind used in offices	30,151,554.79	33,778,434	1,549,416,769	35,821,087
	AUSTRALIA	29,951.72	36,247	1,662,650	42,722
	AUSTRIA	312.50	6,018	276,046	6,071
	BELGIUM	2,037.02	42,086	1,930,485	44,704
	BULGARIA	61.86	38	1,743	40
	CANADA	16,987.57	244,585	11,219,114	260,438
	DENMARK	12,892.58	22,904	1,050,606	24,422
	FINLAND	311.07	8,926	409,436	9,520
	FRANCE	24,143.45	104,911	4,812,267	112,922
	GERMANY	34,403.21	438,154	20,098,124	477,461
	HONG KONG, CHINA	434,513.28	580,250	26,616,068	620,924
	HUNGARY	95.64	840	38,531	961
	INDIA	4,372.00	15,102	692,728	15,636
	INDONESIA	43,879.18	112,316	5,151,935	117,739
	IRELAND	318.78	17,295	793,322	18,689
	ISRAEL	129.38	1,561	71,603	2,049
	ITALY	60,626.42	266,909	12,243,116	282,542
	JAPAN	576,269.84	842,147	38,629,283	917,646
	MALAYSIA	3,022,872.21	3,321,952	152,377,938	3,498,968
	MEXICO	438.74	9,855	452,049	10,465
	NETHERLANDS	18,703.89	72,541	3,327,455	77,532
	NEW ZEALAND	116.56	5,688	260,909	6,548
	NORWAY	248.68	17,541	804,606	17,612
	PEOPLE'S REPUBLIC OF CHINA	22,560,789.40	21,121,949	968,863,801	22,274,721
	PORTUGAL	114.74	556	25,504	591
	PUERTO RICO	2,144.51	3,857	176,921	4,055
	REPUBLIC OF KOREA	249,612.15	865,956	39,721,402	922,469
	SINGAPORE	84,164.72	541,320	24,830,349	592,114
	SOUTH AFRICA, REP. OF	63.75	476	21,834	508
	SPAIN	52,694.20	511,534	23,464,065	536,269

TABLE 8 - Continued

PSCC CODE	COMMODITY AND COUNTRY OF ORIGIN	GROSS WEIGHT (GK)	FOB VALUE		CIF DOLLARS
			DOLLARS	PESOS	
	SWEDEN	112.32	1,565	71,787	2,340
	SWITZERLAND	17,312.66	177,877	8,159,218	203,499
	TAIWAN (REP. OF CHINA)	2,367,416.21	2,516,380	115,426,351	2,716,419
	THAILAND	143,070.11	444,050	20,368,573	459,720
	TURKEY	9,664.04	18,798	862,264	24,472
	TURKS AND CAICOS ISLANDS	124.37	267	12,247	280
	UK OF GREAT BRITAIN AND N. IRELAND	5,115.31	93,497	4,288,707	107,209
	UNITED ARAB EMIRATES, N.E.S.	942.53	7,047	323,246	8,089
	UNITED STATES OF AMERICA	366,416.46	1,286,540	59,013,589	1,382,721
	URUGUAY	176.44	1,218	55,870	1,319
	VIETNAM	7,935.29	17,681	811,027	18,681
940330	Wooden furniture of a kind used in offices	10,980,754.31	13,012,615	596,888,648	13,858,086
	ANDORRA	69.92	404	18,531	421
	AUSTRALIA	175,846.79	83,098	3,811,705	92,054
	AUSTRIA	13.35	212	9,724	1,491
	CANADA	72.54	1,297	59,493	1,418
	CROATIA	109.94	369,386	16,943,736	394,659
	DENMARK	8,873.09	66,374	3,044,576	72,049
	FRANCE	1,697.32	14,602	669,793	15,369
	GERMANY	9,793.85	177,949	8,162,520	196,876
	HONG KONG, CHINA	441,177.61	552,291	25,333,588	604,392
	INDIA	15,046.73	69,217	3,174,984	69,970
	INDONESIA	121,191.39	143,770	6,594,730	155,790
	ITALY	14,016.90	48,230	2,212,310	52,244
	JAPAN	895,968.14	655,029	30,046,180	759,259
	MALAYSIA	2,256,277.51	1,819,865	83,477,207	1,915,152
	NETHERLANDS	14.14	311	14,266	332
	PEOPLE'S REPUBLIC OF CHINA	6,334,165.07	8,012,068	367,513,560	8,454,148
	REPUBLIC OF KOREA	112,310.47	210,912	9,674,534	223,029
	SINGAPORE	50,901.76	98,878	4,535,534	107,713
	SPAIN	1,431.81	18,498	848,503	18,531
	TAIWAN (REP. OF CHINA)	346,627.12	403,449	18,506,205	440,878
	THAILAND	146,937.72	114,368	5,246,060	120,488
	UK OF GREAT BRITAIN AND N. IRELAND	1,615.93	3,000	137,610	3,223
	UNITED ARAB EMIRATES, N.E.S.	2,597.78	9,952	456,498	10,162
	UNITED STATES OF AMERICA	9,623.58	75,429	3,459,928	81,074
	VIETNAM	34,373.85	64,026	2,936,873	67,364
940340	Wooden furniture of a kind used in the kitchen	5,534,116.45	6,207,267	284,727,336	6,649,508
	AUSTRALIA	1,081.40	7,653	351,043	7,653
	BRAZIL	312.57	653	29,953	718
	FINLAND	10,076.98	17,467	801,211	21,115
	FRANCE	171.33	739	33,898	1,304
	GERMANY	204,650.43	926,464	42,496,903	995,590
	HONG KONG, CHINA	29,564.09	16,425	753,415	17,543
	INDONESIA	47,829.91	95,810	4,394,804	101,794
	IRAN, ISLAMIC REP. OF	2,347.54	4,576	209,901	4,707
	ITALY	101,175.30	159,649	7,323,100	184,989
	JAPAN	219,123.27	201,977	9,264,685	233,499
	MALAYSIA	1,767,815.66	1,626,713	74,617,325	1,722,509
	PEOPLE'S REPUBLIC OF CHINA	2,897,831.39	2,244,333	102,947,556	2,402,132
	REPUBLIC OF KOREA	57,350.12	48,927	2,244,282	52,107
	SINGAPORE	3,011.17	24,502	1,123,907	25,686
	SPAIN	7,403.17	11,726	537,872	12,722
	SWITZERLAND	1,177.43	8,513	390,491	9,183
	TAIWAN (REP. OF CHINA)	87,153.02	102,407	4,697,409	106,055
	THAILAND	5,160.86	18,570	851,805	19,280
	UK OF GREAT BRITAIN AND N. IRELAND	19,823.57	107,476	4,929,924	117,615
	UNITED STATES OF AMERICA	59,483.60	562,985	25,824,121	592,094
	VIETNAM	11,573.64	19,702	903,731	21,213
940350	Wooden furniture of a kind used in the bedroom	15,537,018.90	11,976,133	549,345,220	12,777,547
	AUSTRALIA	9,663.28	10,307	472,782	11,577
	AUSTRIA	228.01	2,442	112,015	2,442
	BELGIUM	57.12	277	12,706	315
	DENMARK	3,857.72	12,896	591,540	13,403
	FRANCE	250.02	3,752	172,104	4,447
	GERMANY	3,694.76	9,967	457,186	12,435
	HONG KONG, CHINA	35,122.32	31,077	1,425,502	34,366
	INDONESIA	142,665.84	80,940	3,712,717	88,674

TABLE 8 - Continued

PSCC CODE	COMMODITY AND COUNTRY OF ORIGIN	GROSS WEIGHT (GK)	FOB VALUE		CIF DOLLARS
			DOLLARS	PESOS	
	ITALY	15,847.27	120,486	5,526,693	142,510
	JAPAN	1,238,858.54	836,019	38,348,192	894,600
	MALAYSIA	5,648,971.84	3,935,738	180,532,302	4,196,083
	NETHERLANDS	17.51	366	16,788	391
	NEW ZEALAND	17,423.01	3,054	140,087	3,179
	PEOPLE'S REPUBLIC OF CHINA	5,069,521.00	4,434,312	203,401,891	4,730,863
	REPUBLIC OF KOREA	166,031.15	140,675	6,452,763	152,172
	SINGAPORE	6,217.87	29,998	1,376,008	31,355
	SPAIN	7,429.38	22,763	1,044,139	24,706
	TAIWAN (REP. OF CHINA)	172,756.58	72,079	3,306,264	81,137
	THAILAND	2,683,404.95	1,479,697	67,873,702	1,564,902
	TURKEY	7,873.68	21,296	976,847	22,601
	UK OF GREAT BRITAIN AND N. IRELAND	6,902.63	138,177	6,338,179	149,089
	UNITED STATES OF AMERICA	229,690.33	350,421	16,073,811	364,326
	VIETNAM	70,534.09	239,394	10,981,002	251,974
940360	Other wooden furniture, n.e.s.	56,357,448.66	43,327,187	1,987,418,071	46,386,882
	ARGENTINA	349.90	476	21,834	580
	AUSTRALIA	62,498.56	83,136	3,813,448	89,973
	AUSTRIA	16,249.86	93,390	4,283,799	95,958
	BELGIUM	5,536.31	25,645	1,176,336	27,582
	BOLIVIA	111.00	555	25,458	608
	CAMEROON	3,248.70	935	42,888	998
	CANADA	25,320.40	253,663	11,635,522	255,472
	DEMOCRATIC PEOPLE'S REP. OF KOREA	7,122.01	6,874	315,310	7,961
	DENMARK	9,452.97	60,393	2,770,227	62,878
	EGYPT ARAB REPUBLIC	10,259.90	17,606	807,587	22,294
	FRANCE	13,382.54	88,727	4,069,908	92,876
	GERMANY	26,321.94	252,542	11,584,102	257,585
	HONG KONG, CHINA	654,982.55	977,149	44,821,824	1,040,587
	INDIA	39,517.92	87,907	4,032,294	92,395
	INDONESIA	644,773.69	1,097,700	50,351,499	1,163,473
	ITALY	282,979.88	741,472	34,011,320	817,707
	JAPAN	4,278,256.78	2,752,693	126,266,029	3,118,635
	MACAU	163.85	984	45,136	1,037
	MALAYSIA	12,963,157.34	8,405,286	385,550,469	8,944,323
	NETHERLANDS	9,343.35	21,752	997,765	23,830
	NEW ZEALAND	13,603.34	8,444	387,326	8,741
	PEOPLE'S REPUBLIC OF CHINA	32,595,228.66	22,505,573	1,032,330,634	23,990,217
	POLAND	3,181.91	5,725	262,606	5,929
	PORTUGAL	68.00	170	7,798	182
	QATAR	3,267.96	53,610	2,459,091	62,083
	REPUBLIC OF KOREA	850,699.77	869,378	39,878,370	932,056
	SINGAPORE	196,019.08	673,589	30,897,528	743,356
	SOUTH AFRICA, REP. OF	7,538.56	3,991	183,067	4,104
	SPAIN	70,798.87	361,660	16,589,344	406,653
	SWEDEN	1,422.66	16,294	747,406	16,841
	SWITZERLAND	4,809.11	57,812	2,651,836	59,950
	TAIWAN (REP. OF CHINA)	1,705,526.41	1,042,303	47,810,439	1,123,363
	THAILAND	1,096,836.71	1,043,968	47,886,813	1,089,083
	UK OF GREAT BRITAIN AND N. IRELAND	38,185.09	393,165	18,034,479	436,330
	UNITED ARAB EMIRATES, N.E.S.	3,345.60	9,843	451,498	10,333
	UNITED STATES OF AMERICA	619,900.50	914,071	41,928,436	968,663
	VIETNAM	93,986.98	398,706	18,288,645	412,246
940370	Furniture of plastics	3,676,490.68	4,510,088	206,877,737	4,803,843
	AUSTRALIA	42,449.87	41,865	1,920,347	42,624
	AUSTRIA	83.23	556	25,504	2,082
	BELGIUM	143.74	209	9,587	214
	CANADA	16,329.21	90,870	4,168,207	99,033
	DENMARK	36.74	1,394	63,943	1,981
	FRANCE	1,308.23	6,904	316,686	7,219
	GERMANY	2,207.08	25,486	1,169,043	26,926
	HONG KONG, CHINA	77,016.37	48,890	2,242,584	52,043
	INDIA	36.32	897	41,145	928
	INDONESIA	616.35	1,738	79,722	1,803
	ITALY	61,009.15	123,533	5,666,459	135,057
	JAPAN	293,467.57	225,100	10,325,337	244,888
	MALAYSIA	27,643.64	72,146	3,309,337	74,141
	NEW ZEALAND	8,006.84	5,710	261,918	5,974
	PEOPLE'S REPUBLIC OF CHINA	2,782,810.70	3,253,925	149,257,540	3,457,731
	REPUBLIC OF KOREA	93,133.19	120,356	5,520,730	130,015

TABLE 8 - Continued

PSCC CODE	COMMODITY AND COUNTRY OF ORIGIN	GROSS WEIGHT (GK)	FOB VALUE		CIF DOLLARS
			DOLLARS	PESOS	
	SINGAPORE	11,039.25	67,916	3,115,307	71,059
	SWEDEN	2.48	38	1,743	437
	SWITZERLAND	21.90	654	29,999	681
	TAIWAN (REP. OF CHINA)	125,398.37	96,579	4,430,079	103,264
	THAILAND	67,805.00	237,894	10,912,198	246,113
	UK OF GREAT BRITAIN AND N. IRELAND	21,171.83	19,184	879,970	21,077
	UNITED ARAB EMIRATES, N.E.S.	301.15	376	17,247	549
	UNITED STATES OF AMERICA	19,673.37	52,721	2,418,312	62,334
	VIETNAM	24,779.10	15,147	694,793	15,670
940380	Furniture of other materials, including cane, osier, bamboo or similar materials	5,926,110.11	7,368,560	337,995,852	8,031,252
	AUSTRIA	8.07	148	6,789	153
	BELGIUM	60.81	1,262	57,888	1,348
	BRUNEI DARUSSALAM	521.96	1,866	85,593	2,209
	CANADA	1,324.76	2,245	102,978	2,641
	CYPRUS	84.02	742	34,036	797
	FRANCE	143.91	1,193	54,723	1,317
	GERMANY	5,126.64	20,791	953,683	20,917
	HONG KONG, CHINA	55,728.87	165,860	7,607,998	177,561
	INDIA	11,047.34	12,109	555,440	13,262
	INDONESIA	11,814.88	31,627	1,450,731	33,060
	ITALY	34,692.38	221,367	10,154,105	239,080
	JAPAN	103,560.19	115,647	5,304,729	294,099
	MALAYSIA	96,063.38	202,003	9,265,878	211,343
	NETHERLANDS	15.83	1,165	53,439	1,201
	PEOPLE'S REPUBLIC OF CHINA	5,161,613.13	5,901,748	270,713,181	6,273,108
	REPUBLIC OF KOREA	17,932.90	13,821	633,970	15,658
	SINGAPORE	11,395.01	62,318	2,858,527	66,632
	SPAIN	5,721.41	71,040	3,258,605	75,808
	TAIWAN (REP. OF CHINA)	200,770.32	112,429	5,157,118	118,910
	THAILAND	420.15	3,610	165,591	3,875
	UK OF GREAT BRITAIN AND N. IRELAND	706.06	23,001	1,055,056	25,103
	UNITED STATES OF AMERICA	199,776.93	360,162	16,520,630	408,604
	VIETNAM	7,581.16	42,406	1,945,164	44,566
940390	Parts of furniture of heading No. 94.03	9,826,117.69	14,896,981	683,324,518	15,947,062
	AUSTRALIA	11,311.03	15,222	698,233	17,531
	AUSTRIA	32,038.78	174,904	8,022,846	192,880
	BELGIUM	29.23	1,217	55,824	1,298
	BOLIVIA	86.98	187	8,578	1,621
	CANADA	1,450.72	3,845	176,370	5,589
	DENMARK	1,746.07	26,470	1,214,179	29,702
	FINLAND	173.99	301	13,807	364
	FRANCE	3,694.04	24,431	1,120,650	25,554
	GERMANY	43,254.13	340,825	15,633,643	362,361
	HONG KONG, CHINA	172,585.70	202,163	9,273,217	214,922
	INDIA	20,219.09	144,688	6,636,839	151,019
	INDONESIA	30,952.87	49,806	2,284,601	53,705
	ISRAEL	0.83	166	7,614	183
	ITALY	17,770.65	73,035	3,350,115	79,814
	JAPAN	469,319.70	769,651	35,303,891	879,247
	MALAYSIA	326,663.88	543,100	24,911,997	575,413
	NETHERLANDS	27,761.82	222,518	10,206,901	237,381
	NEW ZEALAND	18,119.38	3,176	145,683	3,306
	PEOPLE'S REPUBLIC OF CHINA	6,389,836.71	7,980,981	366,087,598	8,469,563
	REPUBLIC OF KOREA	725,039.85	1,517,336	69,600,202	1,616,728
	SINGAPORE	136,876.53	852,100	39,085,827	919,201
	SPAIN	87.67	629	28,852	668
	SWEDEN	1,922.06	11,863	544,156	16,379
	SWITZERLAND	7.51	880	40,366	1,064
	TAIWAN (REP. OF CHINA)	1,112,568.36	1,108,960	50,867,995	1,203,287
	THAILAND	135,956.81	352,703	16,178,487	366,905
	TURKEY	287.05	838	38,439	857
	UK OF GREAT BRITAIN AND N. IRELAND	5,903.47	46,666	2,140,569	52,216
	UNITED ARAB EMIRATES, N.E.S.	237.74	1,071	49,127	1,102
	UNITED STATES OF AMERICA	138,363.90	413,729	18,977,749	452,514
	URUGUAY	243.48	4,748	217,791	4,756
	VIETNAM	1,607.66	8,772	402,372	9,932

TABLE 8 - Continued

PSCC CODE	COMMODITY AND COUNTRY OF ORIGIN	GROSS WEIGHT (GK)	FOB VALUE		CIF
			DOLLARS	PESOS	DOLLARS
9404	Mattress supports; articles of bedding and similar furnishing (for example, mattresses, quilts, eiderdowns, cushions, pouffes and pillows) fitted with springs or stuffed or internally fitted with any material or of cellular rubber or plastics, whether or not covered.	6,040,399.95	11,134,782	510,752,445	11,825,439
940410	Mattress supports	80,427.55	302,976	13,897,511	316,668
	DEMOCRATIC PEOPLE'S REP. OF KOREA	249.26	583	26,742	606
	DENMARK	7,116.12	92,648	4,249,764	96,943
	FRANCE	166.91	1,216	55,778	1,286
	GERMANY	2,277.71	30,593	1,403,301	30,628
	HONG KONG, CHINA	379.93	4,157	190,682	4,381
	ITALY	607.32	8,418	386,134	8,927
	JAPAN	4,676.88	5,722	262,468	6,286
	MALAYSIA	9,210.92	38,383	1,760,628	40,894
	NETHERLANDS	16.61	49	2,248	53
	PEOPLE'S REPUBLIC OF CHINA	51,924.23	105,891	4,857,220	110,734
	REPUBLIC OF KOREA	1,339.07	901	41,329	938
	SINGAPORE	37.59	1,465	67,200	1,651
	TURKEY	91.85	248	11,376	276
	UNITED STATES OF AMERICA	2,333.15	12,702	582,641	13,065
940421	Mattresses, of cellular rubber or plastics, whether or not covered	534,122.82	2,018,846	92,604,466	2,113,513
	AUSTRALIA	30.50	61	2,798	69
	CANADA	1,336.45	6,617	303,522	7,569
	DEMOCRATIC PEOPLE'S REP. OF KOREA	1,511.78	3,536	162,196	3,681
	DENMARK	30,644.38	431,301	19,783,777	453,421
	GERMANY	6,295.33	97,200	4,458,564	97,307
	GREECE	413.19	7,379	338,475	8,869
	HONG KONG, CHINA	13,255.50	5,511	252,790	5,785
	INDONESIA	4,949.79	9,982	457,874	10,129
	ISRAEL	14.20	847	38,852	897
	JAPAN	82,918.58	381,722	17,509,588	403,585
	KUWAIT	9,063.82	11,002	504,662	11,452
	MALAYSIA	122,844.40	659,828	30,266,310	686,773
	PEOPLE'S REPUBLIC OF CHINA	213,973.93	215,877	9,902,278	230,715
	REPUBLIC OF KOREA	23,755.64	88,624	4,065,183	90,993
	SINGAPORE	481.54	260	11,926	301
	SWEDEN	1,128.93	13,051	598,649	13,585
	TAIWAN (REP. OF CHINA)	7,904.84	3,820	175,223	4,060
	THAILAND	4,551.37	17,117	785,157	17,168
	UNITED STATES OF AMERICA	5,078.07	35,832	1,643,614	37,286
	VIETNAM	3,970.58	29,279	1,343,028	29,868
940429	Mattresses, of other materials	726,528.23	1,795,099	82,341,190	1,940,918
	AUSTRALIA	149.70	1,497	68,667	1,497
	CANADA	1,505.50	5,709	261,872	5,735
	FRANCE	310.94	2,516	115,409	2,610
	GERMANY	93.13	1,410	64,677	1,473
	HONG KONG, CHINA	28,969.05	58,229	2,670,964	63,449
	INDONESIA	2,469.95	7,538	345,768	8,359
	ITALY	465.18	11,038	506,313	11,823
	JAPAN	46,656.33	333,731	15,308,241	374,111
	MALAYSIA	61,272.44	400,762	18,382,953	422,628
	NETHERLANDS	142.19	346	15,871	353
	PEOPLE'S REPUBLIC OF CHINA	376,231.93	406,686	18,654,687	441,674
	REPUBLIC OF KOREA	24,841.15	55,386	2,540,556	58,628
	SINGAPORE	4,228.73	37,900	1,738,473	40,372
	SPAIN	3,079.31	14,505	665,344	15,716
	TAIWAN (REP. OF CHINA)	2,042.83	9,147	419,573	9,171
	THAILAND	42,787.67	205,054	9,405,827	219,301
	TURKEY	854.87	3,240	148,619	3,535
	UNITED STATES OF AMERICA	111,993.44	102,579	4,705,298	113,214
	VIETNAM	18,433.89	137,826	6,322,078	147,269
940430	Sleeping bags	53,132.45	133,187	6,109,287	142,035
	AUSTRALIA	1,166.67	675	30,962	721
	HONG KONG, CHINA	3,897.15	4,593	210,681	5,139
	ITALY	13.93	236	10,825	270
	JAPAN	2,267.49	2,220	101,831	2,575
	NEW ZEALAND	638.92	677	31,054	681

TABLE 8 - Continued

PSCC CODE	COMMODITY AND COUNTRY OF ORIGIN	GROSS WEIGHT (GK)	FOB VALUE		CIF DOLLARS
			DOLLARS	PESOS	
	PEOPLE'S REPUBLIC OF CHINA	42,895.89	112,405	5,156,017	118,862
	REPUBLIC OF KOREA	70.11	1,433	65,732	1,497
	THAILAND	1,838.29	9,683	444,159	10,892
	UNITED STATES OF AMERICA	344.00	1,265	58,026	1,398
940490	Other articles of bedding and similar furnishings, n.e.s.	4,646,188.90	6,884,674	315,799,991	7,312,305
	AUSTRALIA	2,413.29	994	45,595	1,063
	BELGIUM	1,179.53	18,120	831,164	19,505
	CAMBODIA (DEMOCRATIC KAMPUCHEA)	397.89	278	12,752	286
	CANADA	8,662.05	5,275	241,964	5,846
	DENMARK	9,433.52	169,938	7,795,056	179,362
	FRANCE	7,106.86	37,764	1,732,234	40,412
	GERMANY	4,754.94	60,801	2,788,941	63,365
	GREECE	216.21	3,865	177,288	4,645
	HONDURAS, REPUBLIC OF	19,863.29	3,764	172,655	4,228
	HONG KONG, CHINA	75,944.04	574,123	26,335,023	594,977
	INDIA	50,908.79	123,930	5,684,669	129,260
	INDONESIA	34,882.03	60,971	2,796,739	65,245
	ISRAEL	0.84	97	4,449	104
	ITALY	4,210.18	41,539	1,905,393	44,579
	JAMAICA (EXCLUDES CAYMAN IS., TURKS, CAICOS)	64.63	55	2,523	58
	JAPAN	185,595.57	351,235	16,111,149	383,166
	MACAU	161.34	388	17,797	405
	MALAYSIA	373,531.98	359,863	16,506,915	377,697
	NETHERLANDS	156.88	7,558	346,686	7,773
	PAKISTAN, ISLAMIC REP. OF	206.12	48	2,202	51
	PEOPLE'S REPUBLIC OF CHINA	2,384,294.70	3,779,758	173,377,500	4,010,479
	POLAND	821.29	2,123	97,382	2,127
	REPUBLIC OF KOREA	650,678.01	203,079	9,315,233	221,166
	SINGAPORE	443,494.92	248,845	11,414,520	262,027
	SPAIN	948.36	3,567	163,618	4,178
	SWEDEN	127.91	1,827	83,804	2,168
	TAIWAN (REP. OF CHINA)	41,535.21	26,806	1,229,591	28,812
	THAILAND	50,909.94	166,575	7,640,794	180,269
	TURKEY	545.70	2,366	108,528	2,463
	UK OF GREAT BRITAIN AND N. IRELAND	143.96	4,228	193,938	4,506
	UNITED ARAB EMIRATES, N.E.S.	35,969.13	43,863	2,011,996	47,361
	UNITED STATES OF AMERICA	251,674.39	540,482	24,791,910	581,887
	VIETNAM	5,355.40	40,549	1,859,983	42,835
9405	Lamps and lighting fittings including searchlights and spotlights and parts thereof, not elsewhere specified or included; illuminated signs, illuminated name-plates and the like, having a permanently fixed light source, and parts thereof not elsewhere specified or included.	21,194,472.35	72,778,949	3,338,370,391	77,184,408
940510	Chandeliers and other electric ceiling or wall lighting fittings, excluding those of a kind used for lighting public open spaces or thoroughfares	11,932,928.75	25,975,882	1,191,513,699	27,586,250
	AUSTRALIA	808.41	13,990	641,722	14,805
	AUSTRIA	517.11	12,942	593,649	23,895
	BELGIUM	165.78	1,689	77,474	2,044
	BRAZIL	574.55	20,006	917,675	22,895
	CANADA	489.04	5,088	233,386	5,140
	CZECH REPUBLIC (CZECHOSLOVAKIA)	2,098.45	306,777	14,071,861	328,421
	DEMOCRATIC PEOPLE'S REP. OF KOREA	80.71	2,927	134,261	3,010
	DENMARK	6,094.49	101,000	4,632,870	104,620
	FRANCE	2,121.51	129,030	5,918,606	137,314
	GERMANY	17,418.88	480,704	22,049,892	501,016
	HONG KONG, CHINA	560,975.48	849,202	38,952,895	920,692
	INDIA	7,107.54	44,483	2,040,435	46,554
	INDONESIA	15,626.59	62,828	2,881,920	64,833
	IRELAND	180.99	2,412	110,638	5,459
	ISRAEL	2.66	1,832	84,034	1,967
	ITALY	21,255.93	360,985	16,558,381	399,827
	JAPAN	17,223.88	393,195	18,035,854	427,745
	LATVIA (LATVIAN SOVIET SOCIALIST REP.)	15.65	1,513	69,401	1,517
	MALAYSIA	65,827.54	115,681	5,306,288	124,435
	MEXICO	319.28	5,794	265,771	5,957
	NETHERLANDS	1,645.99	83,048	3,809,412	97,436
	NEW ZEALAND	836.35	10,351	474,800	11,910
	NORWAY	234.57	5,712	262,009	7,467

TABLE 8 - Continued

PSCC CODE	COMMODITY AND COUNTRY OF ORIGIN	GROSS WEIGHT (GK)	FOB VALUE		CIF
			DOLLARS	PESOS	DOLLARS
	PEOPLE'S REPUBLIC OF CHINA	10,672,609.63	19,610,892	899,551,614	20,732,220
	POLAND	51.90	3,116	142,931	3,721
	PORTUGAL	11,369.34	13,429	615,988	14,347
	REPUBLIC OF KOREA	120,197.53	710,004	32,567,884	770,363
	ROMANIA	44.17	50	2,294	57
	SINGAPORE	70,054.43	597,575	27,410,764	629,797
	SPAIN	28,319.00	494,330	22,674,918	546,034
	SWITZERLAND	2,201.09	126,526	5,803,747	138,901
	TAIWAN (REP. OF CHINA)	238,805.98	600,426	27,541,541	636,044
	THAILAND	20,507.85	217,380	9,971,221	234,601
	TURKEY	775.29	6,023	276,275	6,044
	UK OF GREAT BRITAIN AND N. IRELAND	2,485.32	71,462	3,277,962	78,547
	UNITED ARAB EMIRATES, N.E.S.	704.03	4,584	210,268	4,770
	UNITED STATES OF AMERICA	41,103.92	501,425	23,000,364	524,082
	VIETNAM	2,077.89	7,471	342,694	7,763
940520	Electric table, desk, bedside or floor-standing lamps	1,791,681.25	4,922,601	225,799,710	5,233,501
	ARGENTINA	182.63	13,591	623,419	13,644
	AUSTRALIA	983.98	27,203	1,247,802	28,553
	DENMARK	59.63	1,696	77,796	2,239
	FRANCE	3,062.20	34,702	1,591,781	38,201
	GERMANY	6,333.33	144,689	6,636,884	165,614
	HONG KONG, CHINA	59,157.01	694,368	31,850,660	792,948
	HUNGARY	113.32	1,039	47,659	1,110
	INDIA	1,824.69	19,224	881,805	19,884
	INDONESIA	1,120.17	5,014	229,992	5,409
	ITALY	4,056.53	66,687	3,058,933	75,648
	JAPAN	1,497.40	14,538	666,858	15,927
	MALAYSIA	721.95	816	37,430	846
	NETHERLANDS	810.08	48,458	2,222,768	49,966
	PEOPLE'S REPUBLIC OF CHINA	1,668,856.34	3,557,405	163,178,167	3,712,386
	REPUBLIC OF KOREA	4,525.71	48,699	2,233,824	49,839
	SINGAPORE	2,099.15	18,236	836,486	21,650
	SPAIN	238.09	3,460	158,710	3,555
	SWITZERLAND	11.17	2,860	131,188	2,968
	TAIWAN (REP. OF CHINA)	7,819.36	35,896	1,646,549	36,849
	THAILAND	8,510.32	23,003	1,055,148	25,434
	UK OF GREAT BRITAIN AND N. IRELAND	1,713.77	46,336	2,125,433	49,260
	UNITED STATES OF AMERICA	17,984.42	114,681	5,260,418	121,571
940530	Lighting sets of a kind used for Christmas trees	356,943.90	513,990	23,576,722	558,592
	HONG KONG, CHINA	71.77	148	6,789	210
	JAPAN	3,486.96	1,525	69,952	1,573
	PEOPLE'S REPUBLIC OF CHINA	353,385.17	512,317	23,499,981	556,809
940540	Other electric lamps and lighting fittings	4,755,102.18	30,196,916	1,385,132,540	32,021,193
	ARGENTINA	14,025.42	40,366	1,851,588	42,631
	AUSTRALIA	14,956.41	20,332	932,629	22,171
	AUSTRIA	3.95	37	1,697	42
	BELGIUM	214.32	24,217	1,110,834	26,390
	CANADA	26.11	960	44,035	1,237
	CHILE	9.74	62	2,844	64
	CZECH REPUBLIC (CZECHOSLOVAKIA)	406.53	32,371	1,484,858	33,981
	DENMARK	53.81	2,189	100,409	2,335
	FINLAND	50.11	519	23,807	541
	FRANCE	2,264.85	95,533	4,382,099	100,441
	GERMANY	35,196.01	2,644,087	121,284,270	2,719,996
	HONG KONG, CHINA	94,249.55	987,476	45,295,525	1,047,568
	HUNGARY	54.26	7,014	321,732	7,719
	INDIA	6,552.73	52,285	2,398,313	56,682
	INDONESIA	2,585.78	50,355	2,309,783	51,551
	IRELAND	3.25	1,065	48,852	1,142
	ISRAEL	3.62	735	33,715	800
	ITALY	11,892.76	489,639	22,459,741	508,757
	JAPAN	63,213.49	791,468	36,304,637	864,508
	MACAU	13.05	3,133	143,711	3,223
	MALAYSIA	3,286.56	56,405	2,587,296	59,449
	MEXICO	55.84	3,196	146,601	3,206
	NETHERLANDS	3,138.39	165,276	7,581,211	174,905
	NEW ZEALAND	472.62	2,316	106,235	2,493
	PEOPLE'S REPUBLIC OF CHINA	4,144,099.04	20,601,273	944,980,392	21,881,110

TABLE 8 - Continued

PSCC CODE	COMMODITY AND COUNTRY OF ORIGIN	GROSS WEIGHT (GK)	FOB VALUE		CIF DOLLARS
			DOLLARS	PESOS	
	POLAND	946.46	72,425	3,322,135	76,773
	PORTUGAL	104.95	435	19,953	859
	REPUBLIC OF KOREA	68,188.53	477,031	21,881,412	515,595
	ROMANIA	29.26	2,968	136,142	3,051
	SINGAPORE	23,265.04	550,059	25,231,208	583,310
	SOUTH AFRICA, REP. OF	367.13	9,429	432,508	15,516
	SPAIN	9,157.21	301,429	13,826,548	319,352
	SWEDEN	775.27	40,798	1,871,404	42,765
	SWITZERLAND	1,523.50	70,411	3,229,753	75,026
	TAIWAN (REP. OF CHINA)	120,242.87	836,111	38,352,411	903,114
	THAILAND	10,158.84	297,447	13,643,895	318,571
	UK OF GREAT BRITAIN AND N. IRELAND	1,692.72	75,814	3,477,588	79,478
	UNITED STATES OF AMERICA	121,536.88	1,386,693	63,607,609	1,471,046
	VIETNAM	285.32	3,557	163,160	3,795
940550	Non-electrical lamps and lighting fittings	276,109.38	700,456	32,129,918	746,549
	AUSTRALIA	5,097.20	9,603	440,490	10,546
	DENMARK	18.86	66	3,027	68
	FRANCE	1,034.98	11,202	513,836	12,391
	GEORGIA	11,294.22	9,993	458,379	10,268
	GERMANY	215.78	790	36,237	914
	GREECE	41.06	1,602	73,484	1,648
	HONG KONG, CHINA	7,019.08	121,996	5,595,957	123,111
	INDIA	3,915.43	47,297	2,169,513	50,355
	ITALY	282.66	7,320	335,769	8,143
	JAPAN	3,391.69	8,841	405,537	9,449
	MALAYSIA	208.35	3,870	177,517	4,050
	MARSHALL ISLANDS, REP. OF	12.50	2,499	114,629	2,670
	NETHERLANDS	138.55	1,293	59,310	1,329
	PEOPLE'S REPUBLIC OF CHINA	219,129.47	350,690	16,086,150	371,260
	REPUBLIC OF KOREA	354.67	12,098	554,935	12,590
	SINGAPORE	8,877.61	69,925	3,207,460	81,752
	TAIWAN (REP. OF CHINA)	404.34	2,692	123,482	3,003
	UK OF GREAT BRITAIN AND N. IRELAND	106.18	1,306	59,906	3,554
	UNITED STATES OF AMERICA	14,566.75	37,373	1,714,300	39,448
940560	Illuminated signs, illuminated name-plates and the like	546,242.10	3,586,700	164,521,931	3,783,536
	AUSTRALIA	3,936.65	83,643	3,836,704	86,890
	AUSTRIA	436.56	22,163	1,016,617	22,353
	CANADA	84.46	1,913	87,749	2,347
	DENMARK	3,774.31	13,373	613,420	15,639
	FINLAND	409.62	18,540	850,430	19,542
	FRANCE	1,845.79	12,539	575,164	15,029
	GERMANY	7,467.97	70,954	3,254,660	79,988
	HONG KONG, CHINA	21,638.46	276,344	12,675,900	293,357
	INDONESIA	3,440.94	28,511	1,307,800	29,705
	ITALY	1,636.34	10,790	494,938	11,496
	JAPAN	16,034.39	42,843	1,965,209	45,883
	MACAU	69.16	4,398	201,736	4,579
	MALAYSIA	4,991.05	21,292	976,664	23,688
	NETHERLANDS	1,021.81	2,497	114,537	2,747
	NETHERLANDS ANTILLES	19.33	353	16,192	376
	NEW ZEALAND	3,527.50	26,275	1,205,234	45,483
	PEOPLE'S REPUBLIC OF CHINA	407,309.63	2,262,000	103,757,941	2,360,557
	POLAND	804.18	11,933	547,367	12,422
	QATAR	1,652.28	27,121	1,244,041	31,404
	REPUBLIC OF KOREA	25,195.20	156,937	7,198,701	160,432
	SINGAPORE	14,115.02	158,251	7,258,973	166,355
	SPAIN	1,922.47	11,912	546,403	13,939
	SWEDEN	5,602.43	105,642	4,845,798	109,141
	SWITZERLAND	158.08	9,654	442,829	10,123
	TAIWAN (REP. OF CHINA)	6,617.46	56,629	2,597,572	59,464
	THAILAND	2,216.77	14,619	670,573	15,471
	UK OF GREAT BRITAIN AND N. IRELAND	319.67	11,146	511,266	12,601
	UNITED ARAB EMIRATES, N.E.S.	189.72	933	42,797	1,065
	UNITED STATES OF AMERICA	9,804.85	123,495	5,664,716	131,460
940591	Parts of the goods of heading No. 94.05, of glass	178,275.11	1,938,365	88,912,803	2,029,869
	BRAZIL	333.35	9,145	419,481	9,519
	CZECH REPUBLIC (CZECHOSLOVAKIA)	5,456.86	446,502	20,481,047	460,249
	EGYPT ARAB REPUBLIC	5,079.08	2,010	92,199	2,349

TABLE 8 - Continued

PSCC CODE	COMMODITY AND COUNTRY OF ORIGIN	GROSS WEIGHT (GK)	FOB VALUE		CIF
			DOLLARS	PESOS	DOLLARS
	GERMANY	12.42	87	3,990	91
	HONG KONG, CHINA	4,431.65	59,470	2,727,889	62,284
	ITALY	1,249.03	39,119	1,794,389	41,542
	JAPAN	1,271.29	312,665	14,341,943	325,510
	MALAYSIA	129.38	35,818	1,642,971	37,280
	PEOPLE'S REPUBLIC OF CHINA	144,976.86	628,402	28,824,800	657,285
	PORTUGAL	2,716.62	7,482	343,199	8,426
	REPUBLIC OF KOREA	116.94	18,075	829,100	18,622
	SINGAPORE	11,477.52	223,657	10,259,147	238,114
	SWEDEN	3.33	1,099	50,411	1,175
	SWITZERLAND	10.44	36,546	1,676,365	42,846
	TAIWAN (REP. OF CHINA)	133.78	50,735	2,327,215	53,639
	THAILAND	0.62	450	20,642	468
	UNITED STATES OF AMERICA	870.03	64,246	2,946,964	67,496
	YEMEN, REPUBLIC OF	5.91	2,857	131,051	2,974
940592	Parts of the goods of heading No. 94.05, of plastics	73,044.09	168,280	7,719,003	182,028
	FRANCE	34.18	248	11,376	260
	HONG KONG, CHINA	10.60	51	2,339	56
	JAPAN	221.95	2,885	132,335	3,297
	PEOPLE'S REPUBLIC OF CHINA	10,332.60	37,347	1,713,107	40,011
	SINGAPORE	27.72	647	29,678	1,036
	TAIWAN (REP. OF CHINA)	58,696.79	110,454	5,066,525	115,067
	THAILAND	3.57	114	5,229	133
	UNITED STATES OF AMERICA	3,716.68	16,534	758,414	22,168
940599	Parts of the goods of heading No. 94.05, of other materials, n.e.s.	1,284,145.59	4,775,759	219,064,065	5,042,890
	AUSTRALIA	403.97	19,082	875,292	20,607
	AUSTRIA	1,629.05	39,740	1,822,874	45,817
	BELGIUM	208.42	29,610	1,358,211	30,445
	BRAZIL	364.57	16,714	766,671	18,539
	CANADA	38.04	313	14,357	330
	DENMARK	13.17	464	21,284	483
	FRANCE	1,336.39	9,682	444,114	10,297
	GERMANY	1,721.47	12,647	580,118	13,228
	HONG KONG, CHINA	8,314.82	64,104	2,940,450	67,193
	HUNGARY	0.45	120	5,504	124
	INDIA	1,374.38	153,191	7,026,871	160,974
	INDONESIA	4,346.26	16,197	742,956	16,932
	ISRAEL	55.29	256	11,743	302
	ITALY	1,141.68	38,465	1,764,390	41,296
	JAPAN	6,919.15	376,896	17,288,219	398,936
	MALAYSIA	25.18	518	23,761	548
	NETHERLANDS	131.14	6,281	288,109	6,705
	NEW ZEALAND	501.83	4,709	216,002	4,758
	PEOPLE'S REPUBLIC OF CHINA	677,546.80	2,109,759	96,774,645	2,211,315
	POLAND	9.22	554	25,412	662
	REPUBLIC OF KOREA	5,224.95	128,976	5,916,129	131,440
	RUSSIAN FEDERATION	8,320.71	99,544	4,566,083	102,704
	SINGAPORE	7,328.99	74,231	3,404,976	76,808
	SPAIN	556.76	19,177	879,649	20,482
	SWITZERLAND	146.12	10,824	496,497	11,883
	TAIWAN (REP. OF CHINA)	546,061.05	1,396,202	64,043,786	1,487,148
	THAILAND	1,539.69	38,275	1,755,674	40,297
	UGANDA	26.16	894	41,008	919
	UK OF GREAT BRITAIN AND N. IRELAND	166.49	19,422	890,887	20,239
	UNITED ARAB EMIRATES, N.E.S.	0.83	912	41,833	975
	UNITED STATES OF AMERICA	6,801.26	85,943	3,942,206	98,137
	VIETNAM	1,891.30	2,057	94,354	2,367
9406	Prefabricated buildings.	20,263,066.02	29,265,081	1,342,389,266	31,041,905
940600	Prefabricated buildings	20,263,066.02	29,265,081	1,342,389,266	31,041,905
	AUSTRALIA	1,951.93	34,831	1,597,698	36,291
	AUSTRIA	8.70	4,670	214,213	5,101
	CANADA	137,612.25	130,958	6,007,044	139,412
	COLOMBIA	114,760.17	378,253	17,350,465	424,764
	DENMARK	1,025,814.38	1,446,027	66,329,259	1,590,381
	FRANCE	0.23	417	19,128	477
	GERMANY	5,237.14	52,094	2,389,552	60,031

TABLE 8 - Continued

PSCC CODE	COMMODITY AND COUNTRY OF ORIGIN	GROSS WEIGHT (GK)	FOB VALUE		CIF DOLLARS
			DOLLARS	PESOS	
	GREECE	100.29	513	23,531	528
	HONG KONG, CHINA	196,883.89	673,081	30,874,225	676,331
	INDIA	14,068.52	69,290	3,178,332	78,785
	INDONESIA	152.01	1,148	52,659	1,150
	ISRAEL	73,119.25	245,836	11,276,498	276,114
	ITALY	36,569.40	90,220	4,138,391	93,732
	JAPAN	15,046.54	56,039	2,570,509	58,412
	MALAYSIA	1,631,033.04	2,806,773	128,746,677	2,983,472
	NETHERLANDS	208.84	11,453	525,349	12,016
	NEW ZEALAND	1,220.77	4,140	189,902	13,040
	NORWAY	6,350.62	44,407	2,036,949	44,479
	PEOPLE'S REPUBLIC OF CHINA	4,930,985.08	5,959,372	273,356,393	6,365,795
	POLAND	4,251.21	178,218	8,174,860	196,842
	REPUBLIC OF KOREA	73,191.22	125,567	5,759,758	139,436
	SINGAPORE	6,459.87	149,456	6,855,547	154,171
	SOUTH AFRICA, REP. OF	60.69	69	3,165	1,136
	SPAIN	0.28	137	6,284	146
	TAIWAN (REP. OF CHINA)	135,376.75	197,064	9,039,326	211,551
	THAILAND	130,802.40	87,227	4,001,102	94,602
	UK OF GREAT BRITAIN AND N. IRELAND	3.61	423	19,403	474
	UNITED ARAB EMIRATES, N.E.S.	4,897.45	13,378	613,649	13,606
	UNITED STATES OF AMERICA	342,295.78	1,218,943	55,912,916	1,226,761
	VIETNAM	11,374,603.71	15,285,077	701,126,482	16,142,869
95	Toys, games and sports requisites; parts and accessories thereof	68,209,738.21	234,400,236	10,751,938,832	245,113,092
9501	Wheeled toys designed to be ridden by children (for example, tricycles, scooters, pedal cars); dolls' carriages.	2,625,518.90	3,705,837	169,986,743	3,914,246
950100	Wheeled toys designed to be ridden by children (e.g. tricycles, scooters, pedal cars); dolls' carriages	2,625,518.90	3,705,837	169,986,743	3,914,246
	AUSTRALIA	7,271.23	4,700	215,589	5,073
	FRANCE	249.04	3,206	147,059	3,342
	GERMANY	9.72	474	21,742	691
	HONG KONG, CHINA	19,219.30	122,735	5,629,855	132,947
	INDIA	6,866.91	9,340	428,426	12,489
	JAPAN	20,842.60	75,704	3,472,543	87,849
	MACAU	12,250.10	80,367	3,686,434	80,464
	MALAYSIA	424.34	13,783	632,226	14,472
	NETHERLANDS	4,672.44	6,688	306,779	7,145
	NEW ZEALAND	842.58	3,867	177,379	3,976
	PEOPLE'S REPUBLIC OF CHINA	2,546,207.88	3,365,605	154,380,301	3,545,443
	REPUBLIC OF KOREA	3,098.22	12,883	590,943	13,505
	SINGAPORE	23.67	722	33,118	756
	TAIWAN (REP. OF CHINA)	197.58	969	44,448	1,040
	UNITED STATES OF AMERICA	3,343.29	4,794	219,901	5,054
9502	Dolls representing only human beings.	577,010.93	1,243,487	57,038,749	1,317,838
950210	Dolls, whether or not dressed	257,744.14	763,260	35,010,735	817,280
	AUSTRALIA	16,010.86	74,829	3,432,406	80,549
	FRANCE	26.70	20,804	954,279	21,521
	HONG KONG, CHINA	46,906.62	118,650	5,442,476	124,187
	JAPAN	1,988.86	8,585	393,794	8,929
	PEOPLE'S REPUBLIC OF CHINA	189,504.47	533,967	24,493,066	575,317
	REPUBLIC OF KOREA	2,949.00	3,035	139,215	3,153
	UK OF GREAT BRITAIN AND N. IRELAND	1.80	54	2,477	56
	UNITED STATES OF AMERICA	355.83	3,336	153,022	3,568
950291	Garments and accessories therefor, footwear and headgear, of dolls representing only human beings	3,364.82	57,230	2,625,141	58,586
	HONG KONG, CHINA	528.74	8,170	374,758	8,271
	INDONESIA	359.09	7,779	356,823	7,823
	JAPAN	511.66	32,934	1,510,683	33,906
	PEOPLE'S REPUBLIC OF CHINA	1,727.76	5,725	262,606	5,964
	REPUBLIC OF KOREA	237.57	2,622	120,271	2,622
950299	Other parts and accessories, of dolls representing only human beings	315,901.97	422,997	19,402,873	441,972

TABLE 8 - Continued

PSCC CODE	COMMODITY AND COUNTRY OF ORIGIN	GROSS WEIGHT (GK)	FOB VALUE		CIF DOLLARS
			DOLLARS	PESOS	
	FRANCE	69.94	1,413	64,814	1,510
	HONG KONG, CHINA	29,815.23	12,139	556,816	12,580
	JAPAN	360.97	394	18,073	444
	PEOPLE'S REPUBLIC OF CHINA	283,506.45	377,503	17,316,063	393,273
	TAIWAN (REP. OF CHINA)	21.50	184	8,440	238
	THAILAND	16.74	1,864	85,502	1,916
	UNITED STATES OF AMERICA	2,111.14	29,500	1,353,165	32,011
9503	Other toys; reduced-size ("scale") models and similar recreational models, working or not; puzzles of all kinds.	37,243,296.80	68,699,481	3,151,245,194	72,691,470
950310	Electric trains, including tracks, signals and other accessories therefor	69,548.01	147,484	6,765,091	162,856
	INDONESIA	5,587.44	17,807	816,807	20,766
	ITALY	691.72	50,796	2,330,013	52,860
	PEOPLE'S REPUBLIC OF CHINA	63,114.84	73,517	3,372,225	83,713
	REPUBLIC OF KOREA	137.87	4,229	193,984	4,247
	SWEDEN	10.29	581	26,650	601
	SWITZERLAND	0.84	107	4,908	180
	UNITED STATES OF AMERICA	5.01	447	20,504	489
950320	Reduced-size ("scale") model assembly kits, whether or not working models, excluding those of subheading No. 9503.10	466,669.55	1,395,158	63,995,896	1,493,891
	BELGIUM	19.74	1,260	57,796	1,399
	DENMARK	415.96	1,227	56,282	5,475
	HONG KONG, CHINA	16,810.06	267,055	12,249,813	277,638
	ITALY	422.38	4,430	203,205	4,658
	JAPAN	33,778.98	356,199	16,338,847	375,544
	MALAYSIA	6.02	80	3,670	170
	NETHERLANDS	22.51	2,541	116,556	2,584
	NORWAY	191.95	1,927	88,391	2,365
	PEOPLE'S REPUBLIC OF CHINA	386,712.23	627,456	28,781,407	685,008
	REPUBLIC OF KOREA	8,477.49	40,031	1,836,221	43,217
	SINGAPORE	252.92	5,222	239,533	5,492
	SWITZERLAND	198.10	2,305	105,730	2,399
	TAIWAN (REP. OF CHINA)	3,111.25	16,549	759,102	17,031
	THAILAND	389.26	358	16,422	513
	UK OF GREAT BRITAIN AND N. IRELAND	318.42	6,373	292,330	6,794
	UNITED STATES OF AMERICA	15,542.28	62,145	2,850,591	63,604
950330	Other construction sets and construction toys	22,397,019.15	43,015,660	1,973,128,328	45,387,607
	AUSTRALIA	28,194.33	112,266	5,149,641	119,777
	BANGLADESH	2,162.68	4,159	190,773	4,492
	CANADA	189.66	1,733	79,493	1,853
	CZECH REPUBLIC (CZECHOSLOVAKIA)	34.27	162	7,431	187
	DENMARK	105,724.87	2,694,935	123,616,669	2,789,994
	FRANCE	263.26	3,218	147,610	3,643
	GERMANY	9,074.91	251,785	11,549,378	273,858
	HONG KONG, CHINA	1,540,012.60	3,805,983	174,580,441	4,008,292
	INDIA	3,342.59	6,015	275,908	6,190
	INDONESIA	950.27	25,385	1,164,410	27,112
	ISRAEL	6,257.86	7,455	341,961	9,240
	ITALY	621.52	11,141	511,038	11,414
	JAPAN	140,264.23	341,088	15,645,707	363,529
	MALAYSIA	38,735.02	101,541	4,657,686	105,985
	MEXICO	1,829.71	6,919	317,375	8,185
	NETHERLANDS	8,216.86	8,548	392,097	8,791
	PEOPLE'S REPUBLIC OF CHINA	19,829,241.86	33,198,465	1,522,813,589	35,094,488
	REPUBLIC OF KOREA	30,940.11	49,995	2,293,271	56,250
	SINGAPORE	133,853.18	391,842	17,973,793	404,744
	SPAIN	569.83	3,142	144,124	3,584
	TAIWAN (REP. OF CHINA)	39,290.57	111,493	5,114,184	117,938
	THAILAND	192,982.39	273,022	12,523,519	290,769
	UK OF GREAT BRITAIN AND N. IRELAND	11,876.41	36,385	1,668,980	40,941
	UNITED STATES OF AMERICA	56,300.62	191,589	8,788,187	213,038
	VIETNAM	216,089.54	1,377,394	63,181,063	1,423,313
950341	Toys representing animals or non-human creatures, stuffed	2,085,049.02	2,441,471	111,990,275	2,634,664
	HONDURAS, REPUBLIC OF	4,475.75	863	39,586	871
	HONG KONG, CHINA	173,675.41	369,171	16,933,874	397,538

TABLE 8 - Continued

PSCC CODE	COMMODITY AND COUNTRY OF ORIGIN	GROSS WEIGHT (GK)	FOB VALUE		CIF
			DOLLARS	PESOS	DOLLARS
	INDIA	5,789.16	35,144	1,612,055	37,986
	INDONESIA	14,716.38	6,007	275,541	6,682
	ITALY	683.64	4,203	192,792	4,623
	JAPAN	136,981.74	80,296	3,683,178	90,508
	MALAYSIA	5,928.96	1,786	81,924	2,000
	PANAMA	243.93	1,269	58,209	1,321
	PEOPLE'S REPUBLIC OF CHINA	1,225,171.18	1,516,354	69,555,158	1,627,666
	REPUBLIC OF KOREA	267,484.98	68,151	3,126,086	75,842
	SINGAPORE	4,466.66	81,953	3,759,184	84,087
	TAIWAN (REP. OF CHINA)	601.96	930	42,659	1,011
	THAILAND	5,014.41	2,565	117,657	2,844
	UK OF GREAT BRITAIN AND N. IRELAND	5,772.31	38,023	1,744,115	43,811
	UNITED STATES OF AMERICA	229,846.66	207,743	9,529,171	229,755
	VIETNAM	4,195.89	27,013	1,239,086	28,119
950349	Toys representing animals or non-human creatures, other than stuffed	296,955.02	2,469,471	113,274,635	2,544,713
	HONG KONG, CHINA	33,905.09	315,427	14,468,636	327,448
	IRAQ	8.69	113	5,183	127
	ITALY	34.32	5,380	246,781	5,572
	JAPAN	13,936.03	262,439	12,038,077	266,314
	PEOPLE'S REPUBLIC OF CHINA	247,918.82	1,862,222	85,420,123	1,921,320
	REPUBLIC OF KOREA	23.76	480	22,018	483
	SINGAPORE	2.23	73	3,349	76
	SWITZERLAND	0.78	83	3,807	87
	UNITED STATES OF AMERICA	1,125.30	23,254	1,066,661	23,286
950350	Toy musical instruments and apparatus	44,016.46	42,561	1,952,274	45,080
	JAPAN	325.56	133	6,101	295
	PEOPLE'S REPUBLIC OF CHINA	43,653.96	42,118	1,931,953	44,453
	SINGAPORE	36.94	310	14,220	332
950360	Puzzles	658,640.72	757,016	34,724,322	799,804
	CANADA	1,010.04	4,821	221,139	5,018
	DENMARK	84.34	813	37,292	1,320
	GERMANY	2,746.06	15,852	727,131	15,868
	GREECE	422.97	12,174	558,421	13,178
	HONG KONG, CHINA	11,352.18	30,805	1,413,026	32,189
	INDIA	10,578.49	42,636	1,955,713	43,724
	ITALY	4,024.83	24,956	1,144,732	27,053
	JAPAN	158.72	3,823	175,361	3,913
	PEOPLE'S REPUBLIC OF CHINA	622,204.37	592,724	27,188,249	626,409
	SINGAPORE	869.56	7,813	358,382	8,192
	TAIWAN (REP. OF CHINA)	1,894.10	6,097	279,669	6,496
	UNITED STATES OF AMERICA	3,295.06	14,502	665,207	16,444
950370	Other toys, put up in sets or outfits	1,152,991.06	2,396,640	109,933,876	2,479,052
	AUSTRALIA	1,096.32	3,385	155,270	3,480
	CANADA	1,770.57	6,317	289,761	7,517
	DENMARK	350.64	12,574	576,769	13,434
	GERMANY	750.00	75	3,440	80
	HONG KONG, CHINA	373,139.87	788,780	36,181,338	825,080
	INDIA	784.34	7,746	355,309	7,754
	INDONESIA	71.01	687	31,513	706
	IRELAND	3.39	216	9,908	224
	ITALY	748.30	917	42,063	1,233
	JAPAN	353.43	1,044	47,888	1,174
	PEOPLE'S REPUBLIC OF CHINA	746,083.03	1,480,167	67,895,260	1,520,045
	REPUBLIC OF KOREA	10,939.41	49,232	2,258,272	49,695
	SINGAPORE	0.86	30	1,376	35
	TAIWAN (REP. OF CHINA)	61.21	203	9,312	211
	THAILAND	2,499.59	6,747	309,485	6,964
	UK OF GREAT BRITAIN AND N. IRELAND	10,613.79	32,497	1,490,637	35,104
	UNITED STATES OF AMERICA	3,725.30	6,023	276,275	6,316
950380	Other toys and models, incorporating a motor	99,775.15	186,138	8,538,150	198,612
	DENMARK	4.36	150	6,881	169
	HONG KONG, CHINA	21,748.39	97,482	4,471,499	101,969
	JAPAN	3,051.88	8,746	401,179	10,144

TABLE 8 - Continued

PSCC CODE	COMMODITY AND COUNTRY OF ORIGIN	GROSS WEIGHT (GK)	FOB VALUE		CIF
			DOLLARS	PESOS	DOLLARS
	PEOPLE'S REPUBLIC OF CHINA	74,393.29	78,369	3,594,786	84,688
	REPUBLIC OF KOREA	263.51	430	19,724	499
	UNITED STATES OF AMERICA	313.72	961	44,081	1,143
950390	Other toys, n.e.s.	9,972,632.66	15,847,882	726,942,347	16,945,191
	CANADA	34.88	35	1,605	37
	CZECH REPUBLIC (CZECHOSLOVAKIA)	5.27	403	18,486	420
	DENMARK	768.89	11,041	506,451	11,819
	FRANCE	13.09	321	14,724	349
	GERMANY	4,264.55	74,174	3,402,362	78,333
	HONDURAS, REPUBLIC OF	4,599.78	913	41,879	920
	HONG KONG, CHINA	806,752.76	2,023,378	92,812,348	2,139,929
	INDIA	1,141.71	9,228	423,288	12,555
	INDONESIA	6,896.80	19,566	897,492	22,379
	IRELAND	3,380.30	135,547	6,217,541	150,902
	ISRAEL	2,661.03	4,906	225,038	5,107
	ITALY	6,948.18	26,372	1,209,684	26,952
	JAPAN	83,282.31	173,389	7,953,353	195,227
	MALAYSIA	20,882.70	22,844	1,047,854	24,808
	MEXICO	5,416.30	4,782	219,350	5,424
	OMAN	437.14	7,544	346,043	21,588
	PAKISTAN, ISLAMIC REP. OF	3,321.43	6,980	320,173	7,804
	PANAMA	248.50	1,292	59,264	1,576
	PEOPLE'S REPUBLIC OF CHINA	8,665,883.98	12,465,594	571,796,796	13,312,531
	REPUBLIC OF KOREA	30,666.96	30,377	1,393,393	35,281
	SINGAPORE	21,732.94	150,953	6,924,214	176,859
	SPAIN	43,916.61	27,969	1,282,938	28,758
	SRI LANKA (CEYLON)	2,780.10	1,296	59,448	1,501
	SWITZERLAND	46.00	3,873	177,655	4,245
	TAIWAN (REP. OF CHINA)	37,656.87	108,595	4,981,253	115,498
	THAILAND	49,832.86	78,164	3,585,383	80,748
	TURKEY	3,552.92	8,315	381,409	10,074
	UK OF GREAT BRITAIN AND N. IRELAND	1,132.38	10,154	465,764	12,250
	UNITED ARAB EMIRATES, N.E.S.	6.07	118	5,413	133
	UNITED STATES OF AMERICA	144,465.11	276,026	12,661,313	291,188
	VIETNAM	19,904.24	163,733	7,510,433	169,996
9504	Articles for funfair, table or parlour games, including pintables, billiards, special tables for casino games and automatic bowling alley equipment.	4,865,413.81	111,746,967	5,125,833,376	115,654,635
950410	Video games of a kind used with a television receiver	80,706.45	1,084,576	49,749,502	1,122,849
	CANADA	3,423.03	31,855	1,461,189	34,034
	HONG KONG, CHINA	23,878.45	677,719	31,086,971	694,667
	INDONESIA	2,375.37	44,245	2,029,518	45,461
	ITALY	239.95	3,593	164,811	3,648
	JAPAN	4,582.17	106,170	4,870,018	109,005
	MACAU	102.68	15,777	723,691	16,380
	PEOPLE'S REPUBLIC OF CHINA	24,112.71	70,766	3,246,036	73,517
	REPUBLIC OF KOREA	160.78	24,861	1,140,374	25,176
	SINGAPORE	14,211.74	29,273	1,342,753	32,689
	SPAIN	0.83	685	31,421	758
	TAIWAN (REP. OF CHINA)	17.52	847	38,852	942
	THAILAND	62.66	3,272	150,087	3,481
	UK OF GREAT BRITAIN AND N. IRELAND	2.98	1,001	45,916	1,069
	UNITED ARAB EMIRATES, N.E.S.	5,826.35	9,297	426,453	9,736
	UNITED STATES OF AMERICA	1,709.23	65,215	2,991,412	72,286
950420	Articles and accessories for billiards	381,682.26	348,048	15,964,961	369,537
	BELGIUM	6,748.08	66,366	3,044,208	67,961
	HONG KONG, CHINA	20,233.92	12,446	570,898	12,875
	JAPAN	3,655.45	1,262	57,888	1,262
	MACAU	121.61	1,999	91,694	2,136
	PEOPLE'S REPUBLIC OF CHINA	113,337.50	185,794	8,522,370	194,420
	REPUBLIC OF KOREA	26,189.50	5,317	243,891	6,607
	TAIWAN (REP. OF CHINA)	197,286.74	67,986	3,118,518	77,103
	UNITED STATES OF AMERICA	14,109.46	6,878	315,494	7,173
950430	Other games, coin- or disc-operated, other than bowling alley equipment	627,806.71	15,484,547	710,276,171	16,124,184

TABLE 8 - Continued

PSCC CODE	COMMODITY AND COUNTRY OF ORIGIN	GROSS WEIGHT (GK)	FOB VALUE		CIF DOLLARS
			DOLLARS	PESOS	
	AUSTRALIA	1,968.85	589,449	27,038,025	618,360
	AUSTRIA	13.33	6,188	283,844	6,611
	BELGIUM	3,834.67	172,293	7,903,080	182,277
	CANADA	1,981.38	28,941	1,327,524	30,115
	DEMOCRATIC PEOPLE'S REP. OF KOREA	4,229.24	7,232	331,732	7,253
	GERMANY	1,206.23	177,218	8,128,990	183,593
	HONG KONG, CHINA	66,713.55	1,453,700	66,681,219	1,527,173
	INDONESIA	5,922.26	77,586	3,558,870	81,823
	ITALY	9.99	3,943	180,865	4,213
	JAPAN	101,759.29	1,187,654	54,477,689	1,246,053
	MACAU	6,153.89	943,439	43,275,547	978,185
	MALAYSIA	31,556.91	6,908,143	316,876,520	7,173,814
	NETHERLANDS	119.76	3,775	173,159	4,426
	NEW ZEALAND	7,770.00	6,993	320,769	7,280
	PEOPLE'S REPUBLIC OF CHINA	290,462.99	1,635,797	75,034,008	1,702,451
	REPUBLIC OF KOREA	5,678.18	362,978	16,649,802	374,725
	SINGAPORE	15,455.99	684,747	31,409,344	712,281
	SPAIN	73.38	96,803	4,440,353	100,606
	TAIWAN (REP. OF CHINA)	73,840.66	614,423	28,183,583	634,258
	UK OF GREAT BRITAIN AND N. IRELAND	1,898.47	80,202	3,678,866	81,848
	UNITED ARAB EMIRATES, N.E.S.	906.45	1,252	57,429	1,882
	UNITED STATES OF AMERICA	6,251.24	441,791	20,264,953	464,957
950440	Playing cards	1,547,365.92	11,436,928	524,611,887	11,910,350
	AUSTRIA	210,472.63	1,294,216	59,365,688	1,330,466
	BELGIUM	17.86	1,069	49,035	1,100
	DENMARK	275.47	4,850	222,470	5,194
	GERMANY	5,019.74	44,571	2,044,472	45,829
	HONG KONG, CHINA	3,615.47	13,446	616,768	16,471
	JAPAN	1,062,321.81	8,324,223	381,832,109	8,628,974
	MACAU	21,164.66	176,107	8,078,028	181,972
	MALAYSIA	26,367.66	137,013	6,284,786	139,287
	PEOPLE'S REPUBLIC OF CHINA	28,147.23	154,391	7,081,915	166,401
	SINGAPORE	10,265.57	18,624	854,283	20,232
	TAIWAN (REP. OF CHINA)	46,239.77	261,655	12,002,115	269,298
	UK OF GREAT BRITAIN AND N. IRELAND	345.68	3,585	164,444	4,045
	UNITED STATES OF AMERICA	129,222.23	999,374	45,841,285	1,096,890
	VIETNAM	3,890.14	3,804	174,489	4,191
950490	Other articles for funfair, table or parlour games, n.e.s.	2,227,852.47	83,392,868	3,825,230,855	86,127,715
	AUSTRALIA	64,391.05	24,187,742	1,109,491,726	24,659,500
	AUSTRIA	8,320.47	1,999,377	91,711,423	2,052,400
	CAMBODIA (DEMOCRATIC KAMPUCHEA)	717.14	87,476	4,012,524	91,151
	CANADA	12.18	1,862	85,410	2,228
	DENMARK	294.44	4,682	214,763	4,917
	FRANCE	4,982.69	1,713,472	78,596,960	1,753,526
	GERMANY	3,371.30	1,156,792	53,062,049	1,321,331
	HONG KONG, CHINA	123,504.14	11,035,769	506,210,725	11,516,597
	INDIA	10.40	183	8,394	322
	INDONESIA	9.18	990	45,411	1,069
	ISRAEL	36.12	1,774	81,373	1,824
	ITALY	5,702.08	115,601	5,302,618	116,340
	JAPAN	14,596.49	173,104	7,940,280	186,923
	MACAU	20,253.98	3,504,988	160,773,800	3,661,374
	MALAYSIA	36,905.33	2,113,862	96,962,850	2,170,027
	MYANMAR, UNION OF (BURMA)	233.14	272	12,477	284
	NETHERLANDS	230.36	16,245	745,158	17,635
	NEW ZEALAND	10,785.04	9,391	430,765	10,616
	PEOPLE'S REPUBLIC OF CHINA	1,629,815.55	9,248,167	424,213,419	9,545,203
	REPUBLIC OF KOREA	9,582.73	953,960	43,758,144	966,825
	SINGAPORE	9,480.18	1,863,319	85,470,443	1,930,125
	SLOVENIA	4,153.67	443,783	20,356,326	468,020
	SPAIN	258.19	55,941	2,566,013	56,956
	TAIWAN (REP. OF CHINA)	169,982.31	9,183,759	421,259,026	9,457,392
	THAILAND	942.92	24,630	1,129,779	26,432
	UK OF GREAT BRITAIN AND N. IRELAND	10,226.16	491,699	22,554,233	534,298
	UNITED STATES OF AMERICA	98,962.42	15,002,871	688,181,694	15,573,166
	VIETNAM	92.81	1,157	53,072	1,234
9505	Festive, carnival or other entertainment articles, including conjuring tricks and novelty jokes.	7,736,301.41	7,589,923	348,149,772	8,066,571

TABLE 8 - Continued

PSCC CODE	COMMODITY AND COUNTRY OF ORIGIN	GROSS WEIGHT (GK)	FOB VALUE		CIF
			DOLLARS	PESOS	DOLLARS
950510	Articles for Christmas festivities	5,043,583.58	5,704,689	261,674,087	6,036,374
	FRANCE	65.77	531	24,357	570
	GERMANY	451.73	9,551	438,105	10,632
	HONG KONG, CHINA	39,762.29	87,940	4,033,808	93,698
	INDIA	79.05	1,638	75,135	1,824
	JAPAN	3,479.52	1,294	59,356	1,489
	MALAYSIA	55.71	558	25,595	638
	PEOPLE'S REPUBLIC OF CHINA	4,944,862.67	5,423,782	248,788,880	5,730,140
	PORTUGAL	3,566.19	6,250	286,688	6,427
	REPUBLIC OF KOREA	40.81	1,465	67,200	1,565
	SINGAPORE	15,485.73	13,558	621,906	15,537
	SPAIN	59.13	622	28,531	665
	TAIWAN (REP. OF CHINA)	10,230.37	41,570	1,906,816	42,505
	THAILAND	7,863.73	17,271	792,221	18,942
	UNITED STATES OF AMERICA	17,580.88	98,659	4,525,489	111,742
950590	Carnival or other entertainment articles, including conjuring tricks and novelty jokes	2,692,717.83	1,885,234	86,475,685	2,030,197
	CANADA	1,219.61	8,592	394,115	8,828
	COLOMBIA	3.34	234	10,734	255
	DENMARK	9.19	594	27,247	685
	HONG KONG, CHINA	52,144.98	50,665	2,324,004	53,375
	INDIA	52.50	715	32,797	764
	INDONESIA	3.33	30	1,376	36
	JAPAN	4,246.50	15,779	723,783	17,940
	MALAYSIA	16,059.50	21,898	1,004,462	24,371
	PEOPLE'S REPUBLIC OF CHINA	2,503,098.27	1,592,012	73,025,591	1,707,363
	REPUBLIC OF KOREA	112.63	7,001	321,136	7,198
	SINGAPORE	489.04	7,155	328,199	7,527
	SPAIN	4,270.78	10,442	478,975	12,182
	TAIWAN (REP. OF CHINA)	9,331.12	34,690	1,591,230	36,073
	THAILAND	68.86	27,652	1,268,397	28,626
	UK OF GREAT BRITAIN AND N. IRELAND	305.82	6,682	306,503	7,700
	UNITED STATES OF AMERICA	101,302.36	101,093	4,637,136	117,274
9506	Articles and equipment for general physical exercise, gymnastics, athletics, other sports (including table-tennis) or outdoor games, not specified or included elsewhere in this Chapter; swimming pools and paddling pools.	13,536,611.49	34,898,519	1,600,795,070	36,544,021
950612	Ski-fastening (ski-bindings)	8.36	127	5,825	144
	UK OF GREAT BRITAIN AND N. IRELAND	8.36	127	5,825	144
950619	Other snow-skis equipment	50,984.84	94,499	4,334,669	95,593
	HONG KONG, CHINA	738.95	1,948	89,355	1,957
	JAPAN	97.50	148	6,789	172
	PEOPLE'S REPUBLIC OF CHINA	41,478.21	63,275	2,902,424	63,661
	SPAIN	7,775.84	24,266	1,113,081	24,933
	TAIWAN (REP. OF CHINA)	756.05	1,277	58,576	1,280
	UNITED STATES OF AMERICA	138.29	3,585	164,444	3,590
950621	Sailboards	375.67	1,110	50,916	1,155
	FRANCE	35.70	687	31,513	720
	UNITED STATES OF AMERICA	339.97	423	19,403	435
950629	Water-skis, surf-boards and other water-sport equipment	535,308.22	2,360,284	108,266,227	2,500,832
	AUSTRALIA	1,925.21	21,359	979,737	22,179
	BULGARIA	1,198.29	9,555	438,288	9,872
	CANADA	4.64	1,319	60,503	1,356
	DENMARK	327.29	1,567	71,878	1,567
	FRANCE	752.05	12,568	576,494	12,851
	GERMANY	318.45	5,652	259,257	5,936
	HONG KONG, CHINA	5,024.63	247,282	11,342,825	252,602
	INDONESIA	28.49	1,629	74,722	1,696
	ITALY	8,038.04	115,349	5,291,059	118,571
	JAPAN	1,830.26	915	41,971	1,434
	MALAYSIA	255.71	2,970	136,234	2,973
	PAKISTAN, ISLAMIC REP. OF	118.34	496	22,752	570

TABLE 8 - Continued

PSCC CODE	COMMODITY AND COUNTRY OF ORIGIN	GROSS WEIGHT (GK)	FOB VALUE		CIF DOLLARS
			DOLLARS	PESOS	
	PEOPLE'S REPUBLIC OF CHINA	434,784.36	1,318,644	60,486,200	1,419,966
	REPUBLIC OF KOREA	21,471.21	12,805	587,365	13,515
	SINGAPORE	287.10	183,373	8,411,319	184,645
	TAIWAN (REP. OF CHINA)	18,231.25	118,443	5,432,981	125,649
	THAILAND	7,365.71	116,665	5,351,424	121,045
	UK OF GREAT BRITAIN AND N. IRELAND	227.18	5,187	237,928	5,429
	UNITED ARAB EMIRATES, N.E.S.	125.05	2,493	114,354	2,495
	UNITED STATES OF AMERICA	32,994.96	182,013	8,348,936	196,481
950631	Golf clubs, complete	72,678.73	1,454,834	66,733,236	1,513,334
	AUSTRALIA	144.84	355	16,284	365
	HONG KONG, CHINA	181.76	6,750	309,623	8,783
	JAPAN	27,694.30	536,025	24,587,467	554,959
	MACAU	16,994.03	111,804	5,128,449	116,382
	MALAYSIA	1,216.85	105,214	4,826,166	106,499
	PEOPLE'S REPUBLIC OF CHINA	7,260.84	194,905	8,940,292	200,202
	REPUBLIC OF KOREA	223.87	1,554	71,282	1,619
	SINGAPORE	8,980.40	440,303	20,196,699	461,028
	TAIWAN (REP. OF CHINA)	17.77	846	38,806	988
	UNITED STATES OF AMERICA	9,964.07	57,078	2,618,168	62,509
950632	Golf balls	74,486.58	314,089	14,407,263	329,748
	HONG KONG, CHINA	805.75	6,615	303,430	7,301
	INDONESIA	2,332.91	30,225	1,386,421	31,077
	JAPAN	1,982.43	42,999	1,972,364	45,139
	MALAYSIA	1,884.62	33,593	1,540,911	34,328
	PEOPLE'S REPUBLIC OF CHINA	58,252.74	63,229	2,900,314	68,057
	REPUBLIC OF KOREA	788.38	11,676	535,578	12,333
	SINGAPORE	7,452.60	109,991	5,045,287	114,634
	TAIWAN (REP. OF CHINA)	707.90	3,873	177,655	4,293
	UNITED STATES OF AMERICA	279.25	11,888	545,303	12,586
950639	Other golf equipment	72,066.89	224,890	10,315,706	244,036
	GUAM	154.49	1,853	84,997	2,936
	HONG KONG, CHINA	437.22	11,330	519,707	11,673
	JAPAN	31,945.60	77,911	3,573,778	86,171
	NETHERLANDS	19.09	1,230	56,420	1,347
	PAKISTAN, ISLAMIC REP. OF	229.49	701	32,155	766
	PEOPLE'S REPUBLIC OF CHINA	35,696.49	33,901	1,555,039	38,043
	REPUBLIC OF KOREA	81.30	3,909	179,306	3,966
	SINGAPORE	266.98	15,788	724,196	17,539
	TAIWAN (REP. OF CHINA)	181.41	18,926	868,136	19,468
	UNITED STATES OF AMERICA	3,054.82	59,341	2,721,972	62,127
950640	Articles and equipment for table-tennis	393,774.28	619,656	28,423,621	665,375
	BELGIUM	1,342.72	2,194	100,639	2,344
	DENMARK	19.84	599	27,476	790
	GERMANY	2,583.71	24,874	1,140,970	30,125
	HONG KONG, CHINA	11,834.85	47,624	2,184,513	57,411
	JAPAN	294.80	52,254	2,396,891	52,343
	MALAYSIA	25.19	5,055	231,873	5,060
	PEOPLE'S REPUBLIC OF CHINA	229,191.62	389,876	17,883,613	410,734
	REPUBLIC OF KOREA	79.77	975	44,723	1,003
	SINGAPORE	138,503.43	72,323	3,317,456	78,151
	TAIWAN (REP. OF CHINA)	3,907.91	3,138	143,940	3,404
	UNITED ARAB EMIRATES, N.E.S.	1,636.08	3,394	155,683	3,720
	UNITED STATES OF AMERICA	4,354.36	17,350	795,844	20,290
950651	Lawn-tennis rackets, whether or not strung	26,043.89	419,923	19,261,869	433,875
	FRANCE	2,448.92	75,606	3,468,047	77,728
	HONG KONG, CHINA	2,250.68	60,041	2,754,081	62,532
	JAPAN	4,279.08	9,425	432,325	9,760
	MALAYSIA	382.80	9,500	435,765	10,000
	PEOPLE'S REPUBLIC OF CHINA	12,436.97	236,110	10,830,366	241,965
	TAIWAN (REP. OF CHINA)	367.68	17,253	791,395	18,945
	UNITED STATES OF AMERICA	3,877.76	11,988	549,890	12,945
950659	Tennis, badminton or similar rackets, whether or not strung	891,705.53	1,644,655	75,440,325	1,723,211

TABLE 8 - Continued

PSCC CODE	COMMODITY AND COUNTRY OF ORIGIN	GROSS WEIGHT (GK)	FOB VALUE		CIF DOLLARS
			DOLLARS	PESOS	
	BELGIUM	530.44	4,273	196,003	4,501
	CAMBODIA (DEMOCRATIC KAMPUCHEA)	983.45	1,198	54,952	1,263
	CAMEROON	448.86	878	40,274	1,046
	FRANCE	216.05	6,059	277,926	6,783
	HONG KONG, CHINA	22,790.71	38,167	1,750,721	40,039
	INDONESIA	42.98	967	44,356	1,001
	JAPAN	1,579.65	959	43,989	1,052
	MALAYSIA	6.94	98	4,495	108
	PEOPLE'S REPUBLIC OF CHINA	836,688.93	1,494,515	68,553,403	1,564,708
	SINGAPORE	6,691.47	22,554	1,034,552	24,603
	TAIWAN (REP. OF CHINA)	4,315.02	7,973	365,722	8,611
	THAILAND	1,909.67	42,178	1,934,705	42,213
	UK OF GREAT BRITAIN AND N. IRELAND	1,647.00	12,167	558,100	13,191
	UNITED STATES OF AMERICA	13,854.36	12,669	581,127	14,092
950661	Lawn-tennis balls	124,273.37	957,962	43,941,717	979,400
	FRANCE	271.84	10,044	460,718	10,408
	JAPAN	358.96	6,187	283,798	6,350
	PEOPLE'S REPUBLIC OF CHINA	25,330.69	67,963	3,117,463	70,199
	SINGAPORE	27.09	381	17,476	444
	TAIWAN (REP. OF CHINA)	224.06	5,379	246,735	5,747
	THAILAND	98,026.38	866,894	39,764,428	885,096
	UNITED STATES OF AMERICA	34.35	1,114	51,099	1,156
950662	Inflatable balls	1,853,941.24	5,527,525	253,547,573	5,760,567
	AUSTRALIA	716.20	460	21,100	575
	DENMARK	489.22	2,032	93,208	2,475
	FRANCE	2.60	77	3,532	96
	GERMANY	1,599.90	8,563	392,785	9,576
	HONG KONG, CHINA	23,649.07	21,583	990,012	22,195
	INDONESIA	469.19	4,830	221,552	5,677
	JAPAN	179.92	1,082	49,631	1,137
	MALAYSIA	2,771.96	4,038	185,223	4,315
	PAKISTAN, ISLAMIC REP. OF	2,330.20	12,560	576,127	12,870
	PEOPLE'S REPUBLIC OF CHINA	1,116,639.08	1,400,163	64,225,477	1,464,880
	SINGAPORE	1,768.02	2,930	134,399	3,140
	SWITZERLAND	27.88	203	9,312	467
	TAIWAN (REP. OF CHINA)	16,746.10	59,681	2,737,568	62,651
	THAILAND	443,808.69	2,769,392	127,032,012	2,884,365
	UNITED STATES OF AMERICA	56,399.00	71,483	3,278,925	78,131
	VIETNAM	186,344.21	1,168,448	53,596,710	1,208,017
950669	Balls, n.e.s., for sports and outdoor games	75,295.04	314,929	14,445,793	326,915
	HONG KONG, CHINA	18,641.97	10,313	473,057	10,382
	JAPAN	43.61	26	1,193	40
	MALAYSIA	2,463.31	8,626	395,675	9,528
	PEOPLE'S REPUBLIC OF CHINA	44,594.35	257,074	11,791,984	265,728
	REPUBLIC OF KOREA	563.03	495	22,706	568
	SINGAPORE	203.20	508	23,302	593
	THAILAND	2,538.56	22,883	1,049,643	24,416
	TURKEY	1,873.54	2,329	106,831	2,488
	UK OF GREAT BRITAIN AND N. IRELAND	6.63	431	19,770	461
	UNITED STATES OF AMERICA	4,366.84	12,244	561,632	12,711
950670	Ice skates and roller skates, including skating boots with skates attached	52,420.60	96,471	4,425,124	101,784
	PEOPLE'S REPUBLIC OF CHINA	37,336.90	95,251	4,369,163	100,410
	REPUBLIC OF KOREA	14,403.70	1,084	49,723	1,229
	UNITED STATES OF AMERICA	680.00	136	6,238	145
950691	Articles and equipment for general physical exercise, gymnastics or athletics	6,100,317.72	10,679,717	489,878,618	11,208,226
	AUSTRALIA	16,075.57	11,318	519,156	12,432
	AUSTRIA	3.81	781	35,824	803
	CZECH REPUBLIC (CZECHOSLOVAKIA)	125.91	2,784	127,702	2,898
	FRANCE	1,298.24	50,893	2,334,462	54,774
	GERMANY	18,139.84	79,796	3,660,243	85,230
	HONG KONG, CHINA	255,403.19	174,416	8,000,462	183,732
	ITALY	102,234.96	1,170,620	53,696,340	1,209,394

TABLE 8 - Continued

PSCC CODE	COMMODITY AND COUNTRY OF ORIGIN	GROSS WEIGHT (GK)	FOB VALUE		CIF DOLLARS
			DOLLARS	PESOS	
	JAPAN	41,475.78	28,633	1,313,396	37,798
	MALAYSIA	19,829.71	39,052	1,791,315	40,302
	NETHERLANDS	2,054.91	14,856	681,445	17,023
	PAKISTAN, ISLAMIC REP. OF	11,735.81	9,232	423,472	9,585
	PEOPLE'S REPUBLIC OF CHINA	4,934,893.29	6,463,860	296,497,258	6,767,874
	POLAND	168.58	2,725	124,996	2,763
	REPUBLIC OF KOREA	12,855.21	57,649	2,644,359	61,078
	SINGAPORE	3,204.52	94,912	4,353,613	97,786
	SLOVAK REPUBLIC (SLOVAKIA)	1,760.55	13,394	614,383	14,915
	SPAIN	1,066.82	11,669	535,257	12,147
	SWITZERLAND	38.62	254	11,651	503
	TAIWAN (REP. OF CHINA)	432,368.20	951,341	43,638,012	998,621
	THAILAND	1,534.41	6,052	277,605	6,495
	UK OF GREAT BRITAIN AND N. IRELAND	3,318.91	19,427	891,116	23,068
	UNITED STATES OF AMERICA	240,730.88	1,476,053	67,706,551	1,569,005
950699	Other articles and equipment for sports, n.e.s	3,212,930.53	10,187,848	467,316,588	10,659,826
	AUSTRALIA	1,376.05	2,580	118,345	2,749
	BRAZIL	4,577.72	16,313	748,277	16,335
	CANADA	2,162.30	8,149	373,795	8,880
	FRANCE	35,196.02	51,523	2,363,360	55,575
	GERMANY	8,621.86	25,772	1,182,161	26,741
	HONG KONG, CHINA	72,297.74	348,010	15,963,218	379,861
	INDONESIA	1,609.44	41,767	1,915,852	43,551
	ITALY	37,610.64	546,623	25,073,597	568,489
	JAPAN	14,798.77	134,353	6,162,772	144,286
	MALAYSIA	10,327.22	42,922	1,968,832	45,484
	NETHERLANDS	624.61	10,433	478,562	10,814
	PAKISTAN, ISLAMIC REP. OF	428.43	1,876	86,052	2,166
	PEOPLE'S REPUBLIC OF CHINA	2,254,480.60	3,357,673	154,016,461	3,591,262
	REPUBLIC OF KOREA	17,990.71	97,558	4,474,986	102,223
	SINGAPORE	16,625.98	41,130	1,886,633	43,610
	SPAIN	2,902.77	7,846	359,896	9,226
	TAIWAN (REP. OF CHINA)	210,639.73	472,475	21,672,429	497,664
	THAILAND	54,420.19	480,796	22,054,113	504,438
	TURKEY	37.20	497	22,797	517
	UK OF GREAT BRITAIN AND N. IRELAND	283,630.17	3,741,718	171,632,604	3,810,233
	UNITED STATES OF AMERICA	182,510.25	756,902	34,719,095	794,751
	VIETNAM	62.13	932	42,751	971
9507	Fishing rods, fish-hooks and other line fishing tackle; fish landing nets, butterfly nets and similar nets; decoy "birds" (other than those of heading 92.08 or 97.05) and similar hunting or shooting requisites.	1,082,680.42	4,479,806	205,488,701	4,744,898
950710	Line fishing rods	28,877.77	91,962	4,218,297	100,502
	ITALY	1,886.27	18,053	828,091	19,052
	JAPAN	11,851.71	32,554	1,493,252	38,985
	PEOPLE'S REPUBLIC OF CHINA	15,052.59	38,955	1,786,866	39,805
	REPUBLIC OF KOREA	85.95	2,309	105,914	2,564
	UNITED STATES OF AMERICA	1.25	91	4,174	96
950720	Fish-hooks, whether or not snelled	228,466.05	2,822,927	129,487,661	2,968,793
	BELGIUM	6,007.80	17,404	798,321	18,838
	COSTA RICA	0.87	1,044	47,888	1,123
	FRANCE	17,188.06	159,878	7,333,604	164,535
	INDONESIA	571.12	30,250	1,387,568	32,385
	JAPAN	18,784.51	1,079,984	49,538,866	1,140,876
	NETHERLANDS	301.36	51,742	2,373,406	54,875
	PEOPLE'S REPUBLIC OF CHINA	26,966.08	476,705	21,866,458	492,134
	REPUBLIC OF KOREA	24,077.48	171,167	7,851,430	181,676
	SINGAPORE	67,491.95	75,307	3,454,332	84,918
	THAILAND	110.23	19,769	906,804	21,027
	UK OF GREAT BRITAIN AND N. IRELAND	64.78	3,029	138,940	3,258
	UNITED STATES OF AMERICA	66,901.81	736,648	33,790,044	773,148
950730	Fishing reels	8,358.78	60,640	2,781,557	61,734
	FRANCE	8.87	899	41,237	924
	PEOPLE'S REPUBLIC OF CHINA	8,349.91	59,741	2,740,320	60,810

TABLE 8 - Continued

PSCC CODE	COMMODITY AND COUNTRY OF ORIGIN	GROSS WEIGHT (GK)	FOB VALUE		CIF
			DOLLARS	PESOS	DOLLARS
950790	Other hunting and shooting requisites, n.e.s.	816,977.82	1,504,277	69,001,186	1,613,869
	CANADA	55.97	66,309	3,041,594	70,838
	FRANCE	5.84	321	14,724	399
	HONG KONG, CHINA	795.36	32,604	1,495,545	35,553
	INDIA	3,797.87	5,357	245,726	5,505
	INDONESIA	92.22	1,044	47,888	1,210
	JAPAN	44,004.19	515,146	23,629,747	542,901
	MALAYSIA	153.97	1,379	63,255	1,385
	NETHERLANDS	2.50	378	17,339	404
	PEOPLE'S REPUBLIC OF CHINA	312,882.95	260,800	11,962,895	286,863
	REPUBLIC OF KOREA	34,708.35	85,769	3,934,224	93,964
	TAIWAN (REP. OF CHINA)	7,377.19	45,146	2,070,847	47,030
	THAILAND	393,736.11	223,281	10,241,900	244,792
	UK OF GREAT BRITAIN AND N. IRELAND	89.35	17,403	798,276	18,400
	UNITED STATES OF AMERICA	18,415.00	234,637	10,762,799	248,784
	VIETNAM	860.95	14,703	674,427	15,841
9508	Roundabouts, swings, shooting galleries and other fairground amusements; traveling circuses and traveling menageries; travelling theatres.	542,904.45	2,036,216	93,401,227	2,179,413
950810	Travelling circuses and travelling menageries	24,705.29	94,048	4,313,982	97,675
	HONG KONG, CHINA	22,242.34	92,600	4,247,562	96,173
	PEOPLE'S REPUBLIC OF CHINA	2,462.95	1,448	66,420	1,502
950890	Roundabouts, swings, shooting galleries and other fairground amusements; travelling theatres	518,199.16	1,942,168	89,087,245	2,081,738
	CANADA	821.58	8,653	396,913	33,098
	CZECH REPUBLIC (CZECHOSLOVAKIA)	25,175.47	146,035	6,698,625	159,058
	DEMOCRATIC PEOPLE'S REP. OF KOREA	1,305.14	7,113	326,273	10,089
	GERMANY	338.27	2,340	107,336	6,378
	HONG KONG, CHINA	7,619.62	13,558	621,905	14,113
	ITALY	46,845.75	408,429	18,734,638	420,101
	JAPAN	1,421.58	8,777	402,601	9,126
	MALAYSIA	26,363.71	145,759	6,685,965	154,510
	NETHERLANDS	539.47	11,084	508,423	11,349
	PEOPLE'S REPUBLIC OF CHINA	263,686.49	626,518	28,738,381	666,598
	REPUBLIC OF KOREA	39,526.92	64,226	2,946,046	68,886
	SINGAPORE	57,428.97	37,112	1,702,328	41,827
	SWEDEN	1,469.61	24,605	1,128,631	29,350
	TAIWAN (REP. OF CHINA)	4,235.23	23,624	1,083,633	25,240
	UK OF GREAT BRITAIN AND N. IRELAND	35,870.12	381,993	17,522,019	394,606
	UNITED STATES OF AMERICA	5,551.23	32,342	1,483,528	37,409
96	Miscellaneous manufactured articles	55,469,033.05	136,703,340	6,270,582,211	146,743,710
9601	Worked ivory, bone, tortoise-shell, horn, antlers, coral, mother-of-pearl and other animal carving material, and articles of these materials (including articles obtained by moulding).	47,056.58	2,486,013	114,033,415	2,693,564
960110	Worked ivory and articles of ivory	11.27	1,186	54,402	1,208
	HONG KONG, CHINA	0.83	150	6,881	172
	JAPAN	10.44	1,036	47,521	1,036
960190	Worked bone, tortoise-shell, horn, antlers, coral, mother-of-pearl and other animal carving material, and articles of these materials (including articles obtained by moulding)	47,045.31	2,484,827	113,979,013	2,692,356
	HONG KONG, CHINA	1,096.34	74,608	3,422,268	78,939
	INDIA	1,291.33	150,997	6,926,232	157,639
	ITALY	211.21	1,759	80,685	1,933
	JAPAN	39,405.23	2,090,674	95,899,216	2,282,006
	PEOPLE'S REPUBLIC OF CHINA	4,301.13	10,688	490,259	11,233
	REPUBLIC OF KOREA	195.98	954	43,760	1,118
	SINGAPORE	284.28	150,584	6,907,288	154,279
	UNITED STATES OF AMERICA	259.81	4,563	209,305	5,209

TABLE 8 - Continued

PSCC CODE	COMMODITY AND COUNTRY OF ORIGIN	GROSS WEIGHT (GK)	FOB VALUE		CIF
			DOLLARS	PESOS	DOLLARS
9602	Worked vegetable or mineral carving material and articles of these materials; moulded or carved articles of wax, of stearin, of natural gums or natural resins or of modelling pastes, and other moulded or carved articles, not elsewhere specified or included; worked, unhardened gelatin (except gelatin of heading 35.03) and articles of unhardened gelatin.	419,719.03	6,880,532	315,610,004	7,326,414
960200	Worked vegetable or mineral carving material and articles of these materials; moulded or carved articles of wax, of stearin, of natural gums or natural resins or of modelling pastes, and other moulded or carved articles, not elsewhere specified or included; worked, unhardened gelatin (except gelatin of heading No. 35.03) and articles of unhardened gelatin	419,719.03	6,880,532	315,610,004	7,326,414
	BELGIUM	4,041.20	231,089	10,600,052	238,802
	COLOMBIA	15,986.42	228,857	10,497,671	255,106
	FRANCE	13.06	297	13,623	306
	GERMANY	67.31	210	9,633	231
	INDIA	8,354.24	64,847	2,974,532	68,269
	INDONESIA	52,270.17	1,335,343	61,252,183	1,454,305
	JAPAN	6,817.82	165,081	7,572,266	177,810
	MALAYSIA	1,266.44	23,388	1,072,808	24,052
	PEOPLE'S REPUBLIC OF CHINA	294,897.72	3,591,751	164,753,618	3,802,748
	REPUBLIC OF KOREA	136.83	4,450	204,122	4,987
	SINGAPORE	1,424.36	18,049	827,908	18,301
	TAIWAN (REP. OF CHINA)	1,638.65	28,781	1,320,184	34,404
	THAILAND	78.04	3,627	166,371	3,883
	UK OF GREAT BRITAIN AND N. IRELAND	1.28	119	5,459	127
	UNITED STATES OF AMERICA	24,966.71	1,035,554	47,500,862	1,087,262
	VIETNAM	7,758.78	149,089	6,838,712	155,821
9603	Brooms, brushes (including brushes constituting parts of machines, appliances or vehicles), hand-operated mechanical floor sweepers, not motorised, mops and feather dusters; prepared knots and tufts for broom or brush making; paint pads and rollers; squeegees (other than roller squeegees).	21,784,555.13	34,768,970	1,594,852,656	39,074,851
960310	Brooms and brushes, consisting of twigs or other vegetable materials bound together, with or without handles	5,960,532.71	4,664,092	213,941,898	4,962,569
	AUSTRALIA	564.87	905	41,512	941
	CANADA	4,149.48	2,871	131,693	3,121
	DENMARK	366.65	1,422	65,227	1,436
	FRANCE	699.51	1,120	51,374	1,166
	GERMANY	3,127.06	35,694	1,637,284	44,229
	HONG KONG, CHINA	23,652.52	328,473	15,067,056	344,194
	INDIA	22.53	1,594	73,117	1,702
	INDONESIA	36,116.56	81,784	3,751,432	86,293
	ITALY	10,294.30	36,311	1,665,586	39,130
	JAPAN	9,973.94	661,203	30,329,382	699,363
	NETHERLANDS	3.35	171	7,844	186
	PEOPLE'S REPUBLIC OF CHINA	5,816,373.66	3,380,753	155,075,140	3,597,503
	REPUBLIC OF KOREA	898.81	32,758	1,502,609	34,499
	SINGAPORE	695.21	7,457	342,052	8,070
	SLOVENIA	1.70	95	4,358	111
	SOUTH AFRICA, REP. OF	32.06	27	1,238	30
	SWITZERLAND	1.34	390	17,889	404
	TAIWAN (REP. OF CHINA)	20,759.18	19,287	884,695	20,717
	THAILAND	6,494.77	28,674	1,315,276	30,546
	TURKEY	1,721.11	2,059	94,446	2,425
	UK OF GREAT BRITAIN AND N. IRELAND	1,189.79	1,816	83,300	2,151
	UNITED ARAB EMIRATES, N.E.S.	4.76	31	1,422	33
	UNITED STATES OF AMERICA	17,520.44	38,630	1,771,958	43,744
	VIETNAM	5,869.11	567	26,008	575
960321	Tooth brushes, including dental-plate brushes	3,934,209.06	14,145,660	648,861,425	17,232,266
	CANADA	400.96	179	8,211	197
	GERMANY	1,255.74	51,475	2,361,158	79,388
	HONG KONG, CHINA	112,754.59	101,845	4,671,630	108,816
	INDIA	55,435.71	1,153,215	52,897,972	1,445,133
	INDONESIA	59,312.60	398,998	18,302,038	410,900
	IRELAND	2,601.69	131,557	6,034,520	324,757
	ITALY	2,337.13	4,636	212,653	4,730

TABLE 8 - Continued

PSCC CODE	COMMODITY AND COUNTRY OF ORIGIN	GROSS WEIGHT (GK)	FOB VALUE		CIF DOLLARS
			DOLLARS	PESOS	
	JAPAN	538.04	3,642	167,059	3,968
	MALAYSIA	116.78	1,311	60,136	1,399
	MEXICO	5,083.04	33,730	1,547,195	119,592
	PEOPLE'S REPUBLIC OF CHINA	2,108,984.16	4,569,495	209,602,736	5,505,683
	REPUBLIC OF KOREA	77,013.30	793,130	36,380,873	913,214
	SINGAPORE	31,046.25	546,930	25,087,679	660,791
	SWEDEN	507.13	21,136	969,508	24,212
	TAIWAN (REP. OF CHINA)	5,680.22	60,913	2,794,079	64,531
	THAILAND	39,402.21	241,045	11,056,734	250,258
	UK OF GREAT BRITAIN AND N. IRELAND	2,367.18	2,464	113,024	2,778
	UNITED STATES OF AMERICA	40,425.69	56,256	2,580,463	59,931
	VIETNAM	1,388,946.64	5,973,703	274,013,757	7,251,988
960329	Shaving brushes, hair brushes, nail brushes, eyelash brushes and other toilet brushes for use on the person, including such brushes constituting parts of appliances	1,857,442.46	2,132,867	97,834,612	2,316,198
	AUSTRALIA	254.23	2,644	121,280	2,720
	CANADA	6,339.27	2,379	109,125	2,541
	DENMARK	151.35	1,946	89,263	2,874
	FRANCE	2,535.83	42,623	1,955,117	44,764
	GERMANY	2,959.47	38,850	1,782,050	53,838
	HONG KONG, CHINA	24,742.75	42,318	1,941,127	44,968
	INDIA	9,012.48	25,046	1,148,860	26,208
	INDONESIA	1,393.40	2,845	130,500	2,852
	JAPAN	22,367.96	217,996	9,999,477	245,855
	MALAYSIA	4,112.75	73,302	3,362,363	75,035
	NETHERLANDS	78.13	176	8,073	199
	NORWAY	1.35	21	963	23
	PEOPLE'S REPUBLIC OF CHINA	1,733,709.03	1,418,323	65,058,476	1,539,428
	REPUBLIC OF KOREA	1,628.37	40,752	1,869,295	45,174
	SAUDI ARABIA	3.38	780	35,779	886
	SINGAPORE	8,649.61	48,349	2,217,768	50,452
	TAIWAN (REP. OF CHINA)	18,239.10	8,911	408,748	9,814
	THAILAND	240.67	2,350	107,795	2,378
	TURKEY	3,376.14	5,483	251,505	6,247
	UK OF GREAT BRITAIN AND N. IRELAND	788.34	13,124	601,998	13,203
	UNITED STATES OF AMERICA	16,858.85	144,649	6,635,050	146,739
960330	Artists' brushes, writing brushes and similar brushes for the application of cosmetics	146,338.59	913,740	41,913,256	966,094
	AUSTRALIA	605.29	920	42,200	988
	CANADA	0.90	37	1,697	43
	FRANCE	8.07	285	13,073	339
	GERMANY	1,649.44	92,107	4,224,948	96,072
	HONG KONG, CHINA	5,351.49	33,651	1,543,572	35,277
	INDIA	3,647.94	10,339	474,250	11,035
	INDONESIA	15,172.34	171,396	7,861,935	178,450
	ITALY	25.91	373	17,110	389
	JAPAN	6,939.73	14,817	679,656	15,783
	NETHERLANDS	592.07	11,055	507,093	11,730
	PEOPLE'S REPUBLIC OF CHINA	98,077.10	402,898	18,480,932	430,423
	REPUBLIC OF KOREA	621.06	6,765	310,311	6,960
	SAUDI ARABIA	2.20	793	36,375	918
	SINGAPORE	3,082.70	93,857	4,305,220	100,337
	SPAIN	38.41	526	24,128	585
	SRI LANKA (CEYLON)	846.76	21,399	981,572	21,780
	TAIWAN (REP. OF CHINA)	7,374.60	4,306	197,516	4,895
	UK OF GREAT BRITAIN AND N. IRELAND	644.82	15,167	695,710	15,770
	UNITED STATES OF AMERICA	1,657.76	33,049	1,515,958	34,320
960340	Paint, distemper, varnish or similar brushes (other than brushes of subheading No. 9603.30); paint pads and rollers	2,643,456.29	2,772,183	127,160,033	2,907,095
	AUSTRALIA	192.85	5,955	273,156	6,125
	GERMANY	38.67	2,542	116,602	2,681
	HONG KONG, CHINA	6,793.26	7,528	345,309	8,012
	INDONESIA	25.99	484	22,201	1,085
	IRELAND	112.95	210	9,633	279
	ITALY	31.92	42	1,927	212
	JAPAN	67,865.10	291,366	13,364,958	305,419
	MALAYSIA	1,575.99	4,346	199,351	4,611
	MEXICO	1,460.26	1,706	78,254	1,823

TABLE 8 - Continued

PSCC CODE	COMMODITY AND COUNTRY OF ORIGIN	GROSS WEIGHT (GK)	FOB VALUE		CIF DOLLARS
			DOLLARS	PESOS	
	NETHERLANDS	497.87	156	7,156	169
	PEOPLE'S REPUBLIC OF CHINA	2,506,304.31	2,228,469	102,219,873	2,334,626
	REPUBLIC OF KOREA	4,694.42	95,812	4,394,896	99,758
	SINGAPORE	46,894.45	80,902	3,710,975	83,636
	SWEDEN	0.02	2,604	119,445	2,717
	SWITZERLAND	21.87	414	18,990	447
	TAIWAN (REP. OF CHINA)	5,041.67	27,421	1,257,801	32,001
	THAILAND	628.95	405	18,577	447
	UNITED STATES OF AMERICA	1,275.74	21,821	1,000,929	23,047
960350	Other brushes constituting parts of machines, appliances or vehicles	456,880.76	1,750,329	80,287,588	1,859,425
	BELGIUM	5.83	10,984	503,836	11,736
	CANADA	1.14	69	3,165	81
	DENMARK	139.60	5,921	271,596	6,397
	ECUADOR	1.75	529	24,265	538
	FINLAND	3.20	164	7,523	176
	FRANCE	0.19	27	1,238	29
	GERMANY	884.13	44,322	2,033,050	48,730
	HONG KONG, CHINA	950.22	29,320	1,344,908	31,121
	INDIA	5.10	266	12,201	293
	INDONESIA	446.35	2,572	117,978	2,671
	ITALY	1,080.15	9,299	426,545	10,304
	JAPAN	43,878.33	1,011,650	46,404,386	1,067,112
	MALAYSIA	215.05	10,915	500,671	11,535
	NETHERLANDS	37.70	2,227	102,152	2,557
	PEOPLE'S REPUBLIC OF CHINA	368,345.20	265,740	12,189,494	287,650
	REPUBLIC OF KOREA	19,759.48	118,713	5,445,365	121,718
	SINGAPORE	8,611.13	44,408	2,036,995	47,377
	SLOVENIA	371.62	4,421	202,791	4,546
	SWITZERLAND	279.11	6,169	282,972	6,567
	TAIWAN (REP. OF CHINA)	200.48	5,905	270,862	6,430
	THAILAND	11.80	2,758	126,509	2,862
	UK OF GREAT BRITAIN AND N. IRELAND	195.31	10,574	485,029	11,576
	UNITED STATES OF AMERICA	5,610.90	163,148	7,483,599	177,184
	VIETNAM	5,846.99	228	10,458	235
960390	Other brooms and brushes (excluding carbon brushes); mops and feather dusters	6,785,695.26	8,390,099	384,853,844	8,831,204
	AUSTRALIA	3,976.73	3,234	148,344	3,996
	AUSTRIA	72.18	407	18,669	461
	BELGIUM	56.41	435	19,954	457
	BRAZIL	35.25	7,485	343,337	7,760
	CZECH REPUBLIC (CZECHOSLOVAKIA)	8.47	160	7,339	185
	DENMARK	337.95	4,629	212,332	5,164
	FRANCE	176.60	1,136	52,109	1,209
	GERMANY	2,391.17	49,953	2,291,344	65,981
	HONDURAS, REPUBLIC OF	16,000.44	15,200	697,224	16,364
	HONG KONG, CHINA	26,358.67	81,116	3,720,791	86,694
	INDIA	335.03	4,615	211,690	7,438
	INDONESIA	2,096.14	9,375	430,031	9,634
	ITALY	7,430.26	50,105	2,298,316	54,269
	JAPAN	72,151.62	726,104	33,306,391	770,644
	MALAYSIA	1,661.68	18,459	846,714	19,376
	MEXICO	559.26	758	34,770	865
	NETHERLANDS	869.33	2,554	117,152	2,725
	NEW ZEALAND	7.36	109	5,000	192
	NORWAY	18.88	458	21,008	476
	PEOPLE'S REPUBLIC OF CHINA	6,479,496.79	6,617,970	303,566,283	6,932,286
	REPUBLIC OF KOREA	12,475.47	53,567	2,457,119	58,386
	SINGAPORE	26,087.10	125,691	5,765,446	132,623
	SLOVENIA	1.46	43	1,972	51
	SPAIN	41.65	137	6,284	146
	SWITZERLAND	458.72	6,450	295,862	6,943
	TAIWAN (REP. OF CHINA)	51,213.04	128,619	5,899,753	135,559
	THAILAND	13,338.00	74,885	3,434,975	77,905
	TURKEY	3,554.73	4,814	220,819	5,456
	UK OF GREAT BRITAIN AND N. IRELAND	4,326.63	76,095	3,490,478	78,511
	UNITED ARAB EMIRATES, N.E.S.	190.68	649	29,770	734
	UNITED STATES OF AMERICA	41,113.52	209,636	9,616,004	228,155
	VIETNAM	18,854.04	115,251	5,286,564	120,559

TABLE 8 - Continued

PSCC CODE	COMMODITY AND COUNTRY OF ORIGIN	GROSS WEIGHT (GK)	FOB VALUE		CIF DOLLARS
			DOLLARS	PESOS	
9604	Hand sieves and hand riddles.	5,311.23	73,059	3,351,215	90,385
960400	Hand sieves and hand riddles	5,311.23	73,059	3,351,215	90,385
	AUSTRALIA	246.49	2,412	110,638	2,729
	GERMANY	101.26	8,976	411,729	9,316
	HONG KONG, CHINA	42.60	573	26,284	606
	INDIA	178.75	5,245	240,588	7,807
	ITALY	104.43	845	38,760	910
	JAPAN	820.44	12,740	584,384	24,622
	PEOPLE'S REPUBLIC OF CHINA	1,640.59	2,009	92,153	2,104
	REPUBLIC OF KOREA	9.98	366	16,788	391
	SINGAPORE	144.37	1,195	54,814	1,456
	TAIWAN (REP. OF CHINA)	29.55	2,292	105,134	2,353
	UK OF GREAT BRITAIN AND N. IRELAND	14.02	1,535	70,410	1,769
	UNITED STATES OF AMERICA	1,932.19	32,476	1,489,674	33,920
	VIETNAM	46.56	2,395	109,859	2,402
9605	Travel sets for personal toilet, sewing or shoe or clothes cleaning.	437,914.47	1,092,936	50,132,973	1,186,567
960500	Travel sets for personal toilet, sewing or shoe or clothes cleaning	437,914.47	1,092,936	50,132,973	1,186,567
	FRANCE	3.24	29	1,330	31
	HONG KONG, CHINA	38,215.31	588,260	26,983,486	638,225
	INDONESIA	109.24	1,823	83,621	1,838
	JAPAN	75.79	45	2,064	53
	MALAYSIA	22,034.42	47,155	2,162,999	51,433
	PEOPLE'S REPUBLIC OF CHINA	372,428.82	437,786	20,081,244	476,041
	SINGAPORE	1,769.58	2,452	112,473	2,647
	TAIWAN (REP. OF CHINA)	6.96	87	3,991	96
	THAILAND	1,451.96	11,515	528,193	11,942
	TURKEY	95.61	1,391	63,805	1,600
	UK OF GREAT BRITAIN AND N. IRELAND	437.63	1,064	48,806	1,158
	UNITED STATES OF AMERICA	1,285.91	1,329	60,961	1,503
9606	Buttons, press-fasteners, snap-fasteners and press-studs, button moulds and other parts of these articles; button blanks.	1,156,948.35	7,725,571	354,371,944	8,273,593
960610	Press-fasteners, snap-fasteners and press-studs and parts therefor	158,837.97	709,291	32,535,178	764,580
	AUSTRALIA	45.95	409	18,761	486
	DEMOCRATIC PEOPLE'S REP. OF KOREA	7.65	204	9,357	218
	DENMARK	0.62	100	4,587	103
	GERMANY	9.31	514	23,577	648
	HONG KONG, CHINA	16,661.43	181,166	8,310,085	196,943
	ITALY	13.41	2,516	115,409	2,628
	JAPAN	1,649.92	35,642	1,634,898	42,351
	MALAYSIA	859.26	4,098	187,975	4,346
	PEOPLE'S REPUBLIC OF CHINA	100,189.61	166,077	7,617,952	177,606
	REPUBLIC OF KOREA	13,282.18	122,655	5,626,185	133,360
	SINGAPORE	6,057.18	15,717	720,939	16,646
	SWITZERLAND	1.79	723	33,164	841
	TAIWAN (REP. OF CHINA)	10,167.31	49,522	2,271,574	52,220
	UNITED STATES OF AMERICA	9,736.63	129,118	5,922,643	135,211
	VIETNAM	155.72	830	38,072	973
960621	Buttons of plastics, not covered with textile material	139,309.04	1,358,490	62,313,938	1,435,459
	GERMANY	4.18	41	1,881	102
	HONG KONG, CHINA	51,197.01	888,485	40,754,807	932,927
	IRELAND	2.61	94	4,312	106
	ITALY	4.71	319	14,633	345
	JAPAN	619.55	10,811	495,901	12,025
	PANAMA	48.81	4,875	223,616	5,536
	PEOPLE'S REPUBLIC OF CHINA	57,653.49	125,877	5,773,978	132,700
	REPUBLIC OF KOREA	18,688.58	256,065	11,745,702	278,098
	TAIWAN (REP. OF CHINA)	11,038.17	71,212	3,266,494	72,832
	UNITED STATES OF AMERICA	51.93	711	32,614	788
960622	Buttons of base metal, not covered with textile material	23,432.96	373,088	17,113,547	405,643

TABLE 8 - Continued

PSCC CODE	COMMODITY AND COUNTRY OF ORIGIN	GROSS WEIGHT (GK)	FOB VALUE		CIF DOLLARS
			DOLLARS	PESOS	
	HONG KONG, CHINA	11,304.29	177,184	8,127,430	187,982
	INDIA	1,966.46	34,310	1,573,800	38,877
	ITALY	0.87	21,046	965,380	23,949
	JAPAN	1,835.16	29,122	1,335,826	35,390
	MALAYSIA	0.87	52	2,385	55
	PEOPLE'S REPUBLIC OF CHINA	1,904.92	16,808	770,983	19,380
	REPUBLIC OF KOREA	2,872.87	28,596	1,311,699	31,991
	SLOVAK REPUBLIC (SLOVAKIA)	39.32	15,370	705,022	16,000
	TAIWAN (REP. OF CHINA)	68.81	304	13,944	304
	UNITED STATES OF AMERICA	3,439.39	50,296	2,307,078	51,715
960629	Buttons of other materials	682,431.97	4,824,227	221,287,291	5,183,668
	BELGIUM	2.44	129	5,917	138
	FRANCE	0.27	55	2,523	57
	GERMANY	2,095.52	33,467	1,535,131	37,201
	HONG KONG, CHINA	52,004.55	1,533,096	70,323,113	1,675,321
	INDIA	37.25	1,568	71,924	1,612
	ITALY	103.29	10,039	460,489	10,968
	JAPAN	49,393.43	957,536	43,922,177	1,011,923
	MACAU	3,770.87	246,960	11,328,055	289,475
	MALAYSIA	5.26	1,599	73,346	1,707
	NEPAL	35.44	534	24,494	726
	PANAMA	82.56	6,775	310,769	7,143
	PEOPLE'S REPUBLIC OF CHINA	501,789.27	1,269,763	58,244,029	1,341,282
	REPUBLIC OF KOREA	47,195.87	348,103	15,967,484	367,523
	SINGAPORE	4,109.02	73,672	3,379,335	76,642
	SWEDEN	53.43	4,473	205,177	4,848
	SWITZERLAND	512.37	269	12,339	283
	TAIWAN (REP. OF CHINA)	15,318.88	238,726	10,950,362	252,244
	THAILAND	3,459.87	11,094	508,881	12,115
	UK OF GREAT BRITAIN AND N. IRELAND	37.83	3,688	169,168	4,417
	UNITED STATES OF AMERICA	2,374.49	72,179	3,310,851	76,791
	VIETNAM	50.06	10,502	481,727	11,252
960630	Button moulds and other parts of buttons; button blanks	152,936.41	460,475	21,121,990	484,243
	AUSTRALIA	385.59	1,408	64,585	1,502
	GERMANY	151.60	6,586	302,100	7,037
	HONG KONG, CHINA	36,521.10	196,179	8,998,731	205,374
	INDONESIA	25.37	477	21,880	556
	JAPAN	1,064.52	115,399	5,293,352	120,672
	PANAMA	233.96	21,176	971,343	21,933
	PEOPLE'S REPUBLIC OF CHINA	110,102.65	61,573	2,824,354	65,229
	REPUBLIC OF KOREA	1,258.48	27,971	1,283,030	30,287
	SINGAPORE	126.14	5,993	274,899	6,566
	TAIWAN (REP. OF CHINA)	3,028.97	18,279	838,458	19,341
	UNITED STATES OF AMERICA	33.75	4,808	220,543	5,094
	VIETNAM	4.28	626	28,715	652
9607	Slide fasteners and parts thereof.	2,923,764.11	27,915,501	1,280,484,032	29,718,976
960711	Slide fasteners, fitted with chain scoops of base metal	192,290.94	2,152,745	98,746,413	2,253,666
	CAMBODIA (DEMOCRATIC KAMPUCHEA)	36.96	42	1,927	42
	GERMANY	126.20	4,153	190,498	4,523
	HONG KONG, CHINA	28,192.20	427,749	19,620,847	449,384
	INDONESIA	23,765.21	28,089	1,288,442	29,379
	JAPAN	37,951.20	1,350,721	61,957,572	1,407,489
	PEOPLE'S REPUBLIC OF CHINA	84,253.39	163,212	7,486,534	176,342
	REPUBLIC OF KOREA	5,997.21	30,311	1,390,366	31,086
	TAIWAN (REP. OF CHINA)	11,722.30	135,696	6,224,376	142,571
	UNITED STATES OF AMERICA	159.70	10,366	475,488	10,366
	VIETNAM	86.57	2,406	110,363	2,484
960719	Other slide fasteners	2,319,507.26	22,504,266	1,032,270,681	24,064,303
	AUSTRALIA	13.69	268	12,293	287
	AUSTRIA	5.06	1,037	47,567	1,066
	BANGLADESH	41.16	788	36,146	816
	CANADA	146.37	8,794	403,381	8,813
	FRANCE	0.83	179	8,211	191
	GERMANY	331.97	21,658	993,452	22,722
	HONG KONG, CHINA	190,836.56	2,802,028	128,529,024	2,979,431

TABLE 8 - Continued

PSCC CODE	COMMODITY AND COUNTRY OF ORIGIN	GROSS WEIGHT (GK)	FOB VALUE		CIF DOLLARS
			DOLLARS	PESOS	
	INDIA	506.70	35,419	1,624,670	36,774
	INDONESIA	200,316.47	261,995	12,017,711	279,025
	ITALY	495.18	55,616	2,551,106	57,547
	JAPAN	94,407.52	2,775,817	127,326,726	2,918,852
	MACAU	778.04	4,707	215,910	4,977
	NORWAY	91.49	1,859	85,272	1,954
	PEOPLE'S REPUBLIC OF CHINA	1,435,702.45	1,815,418	83,273,224	1,905,045
	REPUBLIC OF KOREA	46,936.44	620,292	28,452,794	654,784
	SINGAPORE	298.21	7,707	353,520	8,190
	SWEDEN	3.33	105	4,816	112
	TAIWAN (REP. OF CHINA)	341,270.01	13,947,413	639,767,834	15,032,658
	THAILAND	943.17	30,827	1,414,034	32,932
	UK OF GREAT BRITAIN AND N. IRELAND	568.97	18,921	867,906	21,437
	UNITED STATES OF AMERICA	2,366.69	70,501	3,233,881	72,758
	VIETNAM	3,446.95	22,917	1,051,203	23,932
960720	Parts of slide fasteners	411,965.91	3,258,490	149,466,938	3,401,007
	GERMANY	6.11	796	36,513	837
	HONG KONG, CHINA	16,838.13	299,626	13,743,845	313,640
	INDIA	3,866.84	62,686	2,875,407	64,454
	INDONESIA	236,175.40	1,386,009	63,576,233	1,444,905
	ITALY	0.87	2,215	101,602	2,521
	JAPAN	54,591.11	628,389	28,824,203	652,623
	MACAU	184.54	1,365	62,613	1,421
	PEOPLE'S REPUBLIC OF CHINA	49,066.36	179,038	8,212,473	190,145
	REPUBLIC OF KOREA	292.45	5,254	241,001	5,723
	SINGAPORE	1.34	603	27,660	626
	TAIWAN (REP. OF CHINA)	46,535.40	573,799	26,320,160	593,341
	UNITED STATES OF AMERICA	3,278.70	97,887	4,490,077	109,629
	VIETNAM	1,128.66	20,823	955,151	21,142
9608	Ball point pens; felt tipped and other porous-tipped pens and markers; fountain pens, stylograph pens and other pens; duplicating stylus; propelling or sliding pencils; pen-holders, pencil-holders and similar holders; parts (including caps and clips) of the foregoing articles, other than those of heading 96.09.	4,843,817.81	20,913,890	959,320,136	21,642,967
960810	Ball point pens	3,277,807.86	9,915,826	454,838,940	10,237,657
	AUSTRALIA	513.63	69,459	3,186,084	74,000
	AUSTRIA	1.78	83	3,807	99
	BELGIUM	16.13	190	8,715	226
	CAMEROON	5.03	73	3,349	78
	CANADA	9.54	429	19,678	510
	CHILE	19.23	326	14,954	344
	FRANCE	1,104.69	74,529	3,418,645	77,310
	GERMANY	27,619.19	177,992	8,164,493	200,908
	HONG KONG, CHINA	106,974.09	504,056	23,121,049	534,002
	INDIA	69,957.85	134,190	6,155,295	138,930
	INDONESIA	99,251.45	265,577	12,182,017	272,510
	ISRAEL	3.14	70	3,211	73
	ITALY	22.92	1,212	55,594	1,235
	JAPAN	66,762.52	1,123,365	51,528,753	1,170,997
	MALAYSIA	296,969.28	2,881,378	132,168,809	2,929,292
	NETHERLANDS	920.15	2,485	113,987	2,801
	NORWAY	215.65	200	9,174	214
	PAKISTAN, ISLAMIC REP. OF	94.90	92	4,220	100
	PEOPLE'S REPUBLIC OF CHINA	2,165,488.37	1,723,285	79,047,083	1,811,430
	REPUBLIC OF KOREA	201,346.16	2,464,169	113,031,432	2,489,839
	SINGAPORE	14,187.06	111,753	5,126,110	117,219
	SPAIN	516.07	4,917	225,543	5,444
	SRI LANKA (CEYLON)	4,753.18	5,948	272,835	5,964
	SWEDEN	23.69	1,386	63,576	1,608
	SWITZERLAND	15.03	546	25,045	616
	TAIWAN (REP. OF CHINA)	15,565.58	137,025	6,285,337	139,429
	THAILAND	171,700.71	111,603	5,119,230	117,583
	UK OF GREAT BRITAIN AND N. IRELAND	2,021.60	60,642	2,781,649	77,968
	UNITED STATES OF AMERICA	7,088.07	37,418	1,716,364	42,540
	VIETNAM	24,641.17	21,428	982,902	24,388
960820	Felt tipped and other porous-tipped pens and markers	1,275,223.93	8,529,816	391,262,662	8,842,637
	BANGLADESH	106.44	139	6,376	154

TABLE 8 - Continued

PSCC CODE	COMMODITY AND COUNTRY OF ORIGIN	GROSS WEIGHT (GK)	FOB VALUE		CIF DOLLARS
			DOLLARS	PESOS	
	DEMOCRATIC PEOPLE'S REP. OF KOREA	5.83	1,233	56,558	1,317
	FRANCE	0.63	47	2,156	49
	GERMANY	51,519.27	264,510	12,133,074	282,164
	HONG KONG, CHINA	7,155.82	94,154	4,318,844	96,263
	INDIA	33,965.49	103,329	4,739,701	106,576
	INDONESIA	10,905.35	67,964	3,117,509	71,782
	IRELAND	14.40	412	18,898	608
	ITALY	162.81	1,595	73,163	1,797
	JAPAN	309,343.30	5,347,474	245,288,632	5,536,662
	MALAYSIA	93,058.93	1,176,894	53,984,128	1,212,771
	NETHERLANDS	646.62	778	35,687	806
	PEOPLE'S REPUBLIC OF CHINA	349,612.56	682,896	31,324,440	712,759
	REPUBLIC OF KOREA	29,535.25	308,110	14,133,006	312,693
	SINGAPORE	4,368.71	26,435	1,212,573	27,007
	SOUTH AFRICA, REP. OF	158.80	794	36,421	1,050
	SRI LANKA (CEYLON)	6,093.47	8,570	393,106	8,743
	SWITZERLAND	22.76	170	7,798	188
	TAIWAN (REP. OF CHINA)	126,047.10	61,680	2,829,262	65,503
	THAILAND	168,257.00	153,168	7,025,816	158,241
	UK OF GREAT BRITAIN AND N. IRELAND	1,446.68	42,163	1,934,017	44,606
	UNITED STATES OF AMERICA	74,612.91	179,546	8,235,775	192,266
	VIETNAM	8,183.80	7,755	355,722	8,632
960831	Indian ink drawing pens	5,659.69	9,155	419,940	9,193
	GERMANY	1.94	27	1,238	29
	JAPAN	96.57	1,800	82,566	1,802
	PEOPLE'S REPUBLIC OF CHINA	203.06	3,440	157,793	3,455
	VIETNAM	5,358.12	3,888	178,343	3,907
960839	Fountain pens, stylograph pens and other pens	47,871.61	632,072	28,993,142	657,055
	CZECH REPUBLIC (CZECHOSLOVAKIA)	32.71	255	11,697	262
	FRANCE	3,293.98	28,344	1,300,139	29,203
	GERMANY	1,454.57	213,040	9,772,145	217,490
	HONG KONG, CHINA	2,960.03	7,282	334,025	7,826
	ITALY	740.55	9,573	439,113	10,866
	JAPAN	11,254.01	276,209	12,669,706	287,490
	NETHERLANDS	1.68	42	1,927	113
	PEOPLE'S REPUBLIC OF CHINA	24,746.21	46,346	2,125,891	49,881
	REPUBLIC OF KOREA	217.56	3,055	140,133	3,368
	SINGAPORE	2,763.52	24,225	1,111,201	26,014
	SOUTH AFRICA, REP. OF	308.01	2,947	135,179	3,056
	TAIWAN (REP. OF CHINA)	79.84	15,646	717,682	16,206
	UK OF GREAT BRITAIN AND N. IRELAND	7.89	429	19,678	461
	UNITED STATES OF AMERICA	11.05	4,679	214,626	4,819
960840	Propelling or sliding pencils	42,179.54	302,263	13,864,805	313,233
	FRANCE	1,329.49	9,682	444,113	9,811
	GERMANY	1,306.10	17,803	816,624	18,779
	INDIA	41.74	487	22,339	503
	JAPAN	4,374.75	76,511	3,509,560	79,020
	MALAYSIA	24.44	283	12,981	310
	PEOPLE'S REPUBLIC OF CHINA	29,230.72	176,448	8,093,670	182,535
	UNITED STATES OF AMERICA	703.58	1,293	59,310	1,415
	VIETNAM	5,168.72	19,756	906,208	20,860
960850	Sets of articles from two or more of the following foregoing subheadings	4,740.35	37,542	1,722,052	39,242
	JAPAN	73.64	2,714	124,491	2,857
	PEOPLE'S REPUBLIC OF CHINA	4,621.71	20,826	955,289	21,710
	UK OF GREAT BRITAIN AND N. IRELAND	44.22	13,955	640,116	14,620
	UNITED STATES OF AMERICA	0.78	47	2,156	55
960860	Refills for ball point pens, comprising the ball point and ink-reservoir	84,452.18	1,030,037	47,247,798	1,064,789
	GERMANY	331.36	7,266	333,291	8,125
	HONG KONG, CHINA	8,431.56	50,054	2,295,977	53,397
	JAPAN	46,359.18	686,493	31,489,434	712,485
	MALAYSIA	7,913.66	73,361	3,365,069	73,713
	PEOPLE'S REPUBLIC OF CHINA	7,233.08	13,434	616,218	13,857

TABLE 8 - Continued

PSCC CODE	COMMODITY AND COUNTRY OF ORIGIN	GROSS WEIGHT (GK)	FOB VALUE		CIF DOLLARS
			DOLLARS	PESOS	
	REPUBLIC OF KOREA	13,469.47	195,680	8,975,842	199,230
	SINGAPORE	75.62	2,555	117,198	2,693
	SWITZERLAND	6.30	45	2,064	47
	THAILAND	33.00	33	1,514	36
	UNITED STATES OF AMERICA	598.95	1,116	51,191	1,206
960891	Pen nibs and nib points	9,026.62	81,563	3,741,294	86,175
	FRANCE	82.27	4,068	186,599	4,930
	GERMANY	62.12	7,928	363,657	8,333
	ITALY	459.26	1,239	56,833	1,553
	JAPAN	4.64	579	26,559	688
	MALAYSIA	5,785.03	59,214	2,716,146	61,497
	PEOPLE'S REPUBLIC OF CHINA	1,158.51	362	16,605	428
	SINGAPORE	3.96	698	32,017	766
	TAIWAN (REP. OF CHINA)	1,438.92	1,562	71,649	1,658
	UK OF GREAT BRITAIN AND N. IRELAND	12.75	684	31,375	735
	UNITED STATES OF AMERICA	19.16	5,229	239,854	5,587
960899	Other parts (including caps and clips) of pens and pencils, n.e.s.	96,856.03	375,616	17,229,503	392,986
	CZECH REPUBLIC (CZECHOSLOVAKIA)	76.69	599	27,476	616
	FRANCE	1.70	83	3,807	88
	GERMANY	2,294.83	85,426	3,918,490	87,255
	HONG KONG, CHINA	193.27	5,350	245,404	5,629
	INDIA	1,174.12	3,297	151,233	3,592
	ITALY	577.96	1,595	73,163	1,650
	JAPAN	601.33	15,301	701,857	23,495
	MALAYSIA	16,027.79	164,914	7,564,605	168,353
	NETHERLANDS	0.87	302	13,853	415
	PEOPLE'S REPUBLIC OF CHINA	71,073.74	36,715	1,684,116	37,431
	REPUBLIC OF KOREA	597.10	2,940	134,858	3,150
	SINGAPORE	35.44	1,034	47,430	1,092
	SWITZERLAND	2,057.02	21,235	974,049	21,831
	TAIWAN (REP. OF CHINA)	240.95	5,386	247,055	5,612
	THAILAND	1,113.46	976	44,769	1,041
	UK OF GREAT BRITAIN AND N. IRELAND	79.84	1,446	66,328	1,554
	UNITED STATES OF AMERICA	709.92	29,017	1,331,010	30,182
9609	Pencils (other than pencils of heading 96.08), crayons, pencil leads, pastels, drawing charcoals, writing or drawing chalks and tailors' chalks.	2,624,727.06	4,369,578	200,432,540	4,534,803
960910	Pencils and crayons, with leads encased in a rigid sheath	1,760,797.41	3,332,892	152,879,753	3,450,120
	CZECH REPUBLIC (CZECHOSLOVAKIA)	412.13	3,217	147,564	3,308
	FRANCE	1,694.04	2,774	127,243	3,006
	GERMANY	12,257.21	189,011	8,669,934	191,582
	HONG KONG, CHINA	51,756.73	269,471	12,360,635	273,581
	INDIA	19,404.28	41,618	1,909,017	43,555
	INDONESIA	90,527.82	871,901	39,994,099	879,385
	JAPAN	26,165.14	20,791	953,683	23,986
	MACAU	34.86	439	20,137	457
	MALAYSIA	696.22	9,309	427,004	9,642
	NETHERLANDS	62.58	751	34,448	868
	PEOPLE'S REPUBLIC OF CHINA	994,856.17	1,010,183	46,337,094	1,064,334
	REPUBLIC OF KOREA	21,161.55	164,314	7,537,084	166,857
	SINGAPORE	4,808.68	3,224	147,885	3,364
	SRI LANKA (CEYLON)	3,668.51	3,730	171,095	3,866
	TAIWAN (REP. OF CHINA)	10,002.84	10,944	502,001	11,482
	THAILAND	77,809.83	199,084	9,131,983	207,383
	UK OF GREAT BRITAIN AND N. IRELAND	4,950.08	64,499	2,958,568	68,174
	UNITED ARAB EMIRATES, N.E.S.	7.32	145	6,651	151
	UNITED STATES OF AMERICA	34,721.50	313,008	14,357,677	320,761
	VIETNAM	405,800.52	154,479	7,085,951	174,378
960920	Pencil leads, black or coloured	32,909.38	157,776	7,237,184	163,883
	CZECH REPUBLIC (CZECHOSLOVAKIA)	54.10	422	19,357	434
	FRANCE	415.71	3,059	140,316	3,100
	GERMANY	569.22	10,304	472,644	11,019
	HONG KONG, CHINA	85.84	1,644	75,410	1,787
	INDIA	1,295.16	2,320	106,418	2,569

TABLE 8 - Continued

PSCC CODE	COMMODITY AND COUNTRY OF ORIGIN	GROSS WEIGHT (GK)	FOB VALUE		CIF
			DOLLARS	PESOS	DOLLARS
	JAPAN	2,574.38	40,549	1,859,983	42,398
	MALAYSIA	109.62	957	43,898	992
	PEOPLE'S REPUBLIC OF CHINA	25,179.26	37,609	1,725,125	39,448
	REPUBLIC OF KOREA	837.37	48,497	2,224,557	48,959
	TAIWAN (REP. OF CHINA)	19.99	146	6,697	151
	UNITED STATES OF AMERICA	122.57	239	10,963	266
	VIETNAM	1,646.16	12,030	551,816	12,760
960990	Pastels, drawing charcoals, writing or drawing chalks and tailors' chalks	831,020.27	878,910	40,315,603	920,800
	CZECH REPUBLIC (CZECHOSLOVAKIA)	64.43	503	23,073	518
	GERMANY	2,234.77	25,240	1,157,759	28,260
	HONG KONG, CHINA	52,521.35	88,339	4,052,110	90,584
	INDIA	124.36	491	22,522	532
	JAPAN	247.82	7,188	329,713	7,505
	MALAYSIA	598.65	6,961	319,301	7,216
	NETHERLANDS	126.88	1,526	69,998	1,709
	PEOPLE'S REPUBLIC OF CHINA	430,531.03	436,032	20,000,787	452,064
	REPUBLIC OF KOREA	9,556.09	23,878	1,095,285	25,138
	SINGAPORE	2,307.37	1,617	74,172	1,848
	SRI LANKA (CEYLON)	1,246.82	1,652	75,777	1,698
	TAIWAN (REP. OF CHINA)	41,957.78	41,254	1,892,321	43,553
	THAILAND	242,353.92	198,882	9,122,717	210,859
	UK OF GREAT BRITAIN AND N. IRELAND	104.81	250	11,468	260
	UNITED STATES OF AMERICA	7,264.08	28,728	1,317,754	31,206
	VIETNAM	39,780.11	16,369	750,846	17,850
9610	Slates and boards, with writing or drawing surfaces, whether or not framed.	601,718.69	891,107	40,875,078	943,520
961000	Slates and boards, with writing or drawing surfaces, whether or not framed	601,718.69	891,107	40,875,078	943,520
	CANADA	119.23	40	1,835	42
	DENMARK	90.40	535	24,540	551
	FRANCE	585.05	32,430	1,487,564	33,382
	GERMANY	397.56	290	13,302	342
	HONG KONG, CHINA	2,959.17	22,872	1,049,139	23,812
	INDIA	930.07	3,108	142,564	3,236
	JAPAN	19,538.24	331,191	15,191,731	352,931
	MALAYSIA	661.18	5,052	231,735	5,219
	NETHERLANDS	6.64	142	6,514	152
	PEOPLE'S REPUBLIC OF CHINA	544,075.67	392,431	18,000,810	414,844
	QATAR	419.12	6,879	315,540	7,965
	REPUBLIC OF KOREA	2,007.68	6,033	276,734	6,457
	SINGAPORE	319.09	2,328	106,785	2,418
	SPAIN	519.43	577	26,467	625
	SWITZERLAND	13.04	93	4,266	215
	TAIWAN (REP. OF CHINA)	275.51	587	26,926	625
	THAILAND	17,809.76	52,669	2,415,927	54,564
	TURKEY	99.60	83	3,807	92
	UK OF GREAT BRITAIN AND N. IRELAND	78.39	3,629	166,462	3,943
	UNITED ARAB EMIRATES, N.E.S.	133.15	796	36,513	860
	UNITED STATES OF AMERICA	10,680.71	29,342	1,345,917	31,245
9611	Date, sealing or numbering stamps, and the like (including devices for printing or embossing labels), designed for operating in the hand; hand-operated composing sticks, and hand printing sets incorporating such composing sticks.	55,772.50	655,609	30,072,785	689,604
961100	Date, sealing or numbering stamps, and the like (including devices for printing or embossing labels), designed for operating in the hand; hand-operated composing sticks, and hand printing sets incorporating such composing sticks	55,772.50	655,609	30,072,785	689,604
	AUSTRIA	4,337.54	135,484	6,214,651	143,315
	BELGIUM	86.76	4,429	203,158	4,611
	FRANCE	6.35	400	18,348	470
	GERMANY	2,593.23	83,638	3,836,475	85,991
	HONG KONG, CHINA	807.33	3,836	175,957	4,107
	INDIA	10.88	71	3,257	89
	JAPAN	5,574.89	180,409	8,275,361	192,936
	MALAYSIA	644.86	2,683	123,069	2,820

TABLE 8 - Continued

PSCC CODE	COMMODITY AND COUNTRY OF ORIGIN	GROSS WEIGHT (GK)	FOB VALUE		CIF
			DOLLARS	PESOS	DOLLARS
	PEOPLE'S REPUBLIC OF CHINA	26,481.35	87,305	4,004,680	91,869
	REPUBLIC OF KOREA	85.13	1,017	46,650	1,145
	SINGAPORE	646.71	3,379	154,995	3,650
	SPAIN	19.20	17,625	808,459	18,869
	TAIWAN (REP. OF CHINA)	13,755.11	119,916	5,500,547	123,601
	UK OF GREAT BRITAIN AND N. IRELAND	8.17	440	20,183	473
	UNITED ARAB EMIRATES, N.E.S.	4.40	137	6,284	161
	UNITED STATES OF AMERICA	547.79	14,620	670,620	15,269
	VIETNAM	162.80	220	10,091	228
9612	Typewriter or similar ribbons, inked or otherwise prepared for giving impressions, whether or not on spools or in cartridges; ink-pads, whether or not inked, with or without boxes.	934,025.78	6,249,684	286,673,004	6,490,364
961210	Typewriter or similar ribbons, inked or otherwise prepared for giving impressions, whether or not on spools or in cartridges	842,019.30	6,101,685	279,884,290	6,336,058
	AUSTRIA	61.86	2,048	93,942	2,191
	CANADA	315.35	27,247	1,249,820	29,081
	DENMARK	2.82	30	1,376	32
	FINLAND	115.56	5,436	249,349	5,625
	FRANCE	12.47	889	40,778	1,106
	GERMANY	876.69	4,735	217,194	5,293
	HONG KONG, CHINA	24,600.84	717,369	32,905,716	745,102
	HUNGARY	6.96	1,933	88,667	2,047
	INDONESIA	2,991.01	29,523	1,354,220	31,149
	ISRAEL	11.56	889	40,778	1,017
	ITALY	1,964.85	55,530	2,547,161	58,162
	JAPAN	117,749.07	935,855	42,927,669	981,331
	MACAU	64.81	709	32,522	880
	MALAYSIA	11,455.03	134,971	6,191,119	141,752
	MEXICO	1.63	254	11,651	279
	PEOPLE'S REPUBLIC OF CHINA	479,588.86	777,793	35,677,365	815,139
	REPUBLIC OF KOREA	78,100.39	293,635	13,469,037	308,489
	SINGAPORE	97,248.49	2,796,874	128,292,610	2,869,362
	SWITZERLAND	43.67	477	21,880	493
	TAIWAN (REP. OF CHINA)	7,730.73	112,978	5,182,301	118,096
	THAILAND	171.54	8,462	388,152	8,911
	UK OF GREAT BRITAIN AND N. IRELAND	1,222.35	59,959	2,750,319	64,087
	UNITED STATES OF AMERICA	17,390.09	124,920	5,730,081	135,333
	VIETNAM	292.67	9,169	420,583	11,101
961220	Ink-pads, whether or not inked, with or without boxes	92,006.48	147,999	6,788,714	154,306
	AUSTRIA	625.16	2,192	100,547	2,345
	CANADA	1.75	35	1,605	66
	GERMANY	94.92	6,014	275,862	6,133
	HONG KONG, CHINA	468.92	323	14,816	342
	INDIA	1,454.13	12,261	562,412	12,607
	JAPAN	126.30	5,219	239,396	5,584
	MALAYSIA	4,279.15	36,099	1,655,861	37,778
	PEOPLE'S REPUBLIC OF CHINA	63,401.70	35,638	1,634,715	37,376
	REPUBLIC OF KOREA	464.01	16,011	734,425	17,006
	SINGAPORE	8.88	1,949	89,401	2,086
	SWITZERLAND	123.25	459	21,054	490
	TAIWAN (REP. OF CHINA)	1,171.30	5,535	253,890	5,893
	THAILAND	19,773.12	25,402	1,165,190	25,720
	UNITED STATES OF AMERICA	13.89	862	39,540	880
9613	Cigarette lighters and other lighters, whether or not mechanical or electrical, and parts thereof other than flints and wicks.	611,652.94	5,291,014	242,698,811	5,593,540
961310	Pocket lighters, gas fuelled, non-refillable	124,302.70	643,709	29,526,931	699,001
	FRANCE	59,808.48	244,682	11,223,563	275,164
	GERMANY	1.61	576	26,421	617
	HONG KONG, CHINA	1,684.54	69,632	3,194,020	72,483
	JAPAN	9,566.25	191,054	8,763,647	204,136
	MALAYSIA	3.87	93	4,266	101
	PEOPLE'S REPUBLIC OF CHINA	32,192.75	65,537	3,006,182	69,362
	SINGAPORE	2,881.25	10,220	468,791	10,966
	THAILAND	3,075.82	20,244	928,592	20,302
	VIETNAM	15,088.13	41,671	1,911,449	45,870

TABLE 8 - Continued

PSCC CODE	COMMODITY AND COUNTRY OF ORIGIN	GROSS WEIGHT (GK)	FOB VALUE		CIF
			DOLLARS	PESOS	DOLLARS
961320	Pocket lighters, gas fuelled, refillable	4,957.03	31,298	1,435,639	33,490
	PEOPLE'S REPUBLIC OF CHINA	13.41	252	11,559	348
	REPUBLIC OF KOREA	4,476.56	10,905	500,212	11,746
	SINGAPORE	277.38	7,052	323,476	7,569
	UNITED STATES OF AMERICA	189.68	13,089	600,392	13,827
961380	Other lighters, n.e.s.	21,751.57	155,812	7,147,097	165,260
	AUSTRALIA	3.39	457	20,963	533
	BELGIUM	13.93	430	19,724	455
	GERMANY	0.21	23	1,055	25
	HONG KONG, CHINA	76.69	2,178	99,905	2,392
	JAPAN	17.54	153	7,018	232
	PEOPLE'S REPUBLIC OF CHINA	17,121.45	96,589	4,430,538	101,934
	REPUBLIC OF KOREA	3,969.12	14,609	670,115	15,451
	SINGAPORE	11.44	29,751	1,364,678	31,000
	SPAIN	271.30	5,284	242,377	6,679
	UNITED STATES OF AMERICA	266.50	6,338	290,724	6,559
961390	Parts and accessories of lighters of heading No. 96.13	460,641.64	4,460,195	204,589,144	4,695,789
	FRANCE	1.67	1,984	91,006	2,059
	GERMANY	2.13	204	9,357	218
	HONG KONG, CHINA	226.99	1,348	61,833	1,401
	JAPAN	2,977.56	218,403	10,018,146	228,972
	MALAYSIA	1,887.74	777	35,641	1,615
	NETHERLANDS	98,026.60	2,050,840	94,072,030	2,162,385
	PEOPLE'S REPUBLIC OF CHINA	309,983.80	1,661,801	76,226,812	1,741,346
	REPUBLIC OF KOREA	936.42	1,179	54,081	1,264
	SINGAPORE	44,670.26	459,837	21,092,723	487,223
	SWITZERLAND	1,700.15	54,771	2,512,346	59,738
	THAILAND	167.27	539	24,724	558
	UNITED STATES OF AMERICA	61.05	8,512	390,445	9,010
9614	Smoking pipes (including pipe bowls) and cigar or cigarette holders, and parts thereof.	26,728.07	207,558	9,520,687	220,272
961420	Smoking pipes and pipe bowls	16,215.21	181,514	8,326,049	192,577
	HONG KONG, CHINA	1,165.01	52,718	2,418,175	56,338
	ITALY	759.78	362	16,605	387
	JAPAN	12,006.49	118,225	5,422,981	124,360
	PEOPLE'S REPUBLIC OF CHINA	1,387.48	904	41,467	1,178
	REPUBLIC OF KOREA	245.14	772	35,412	809
	THAILAND	651.31	8,533	391,409	9,505
961490	Other smoking pipes and cigar or cigarette holders, and parts thereof	10,512.86	26,044	1,194,638	27,695
	HONG KONG, CHINA	5,642.13	1,068	48,989	1,107
	JAPAN	3,085.89	24,668	1,131,521	26,201
	PEOPLE'S REPUBLIC OF CHINA	1,784.84	308	14,128	387
9615	Combs, hair-slides and the like; hairpins, curling pins, curling grips, hair-curlers and the like, other than those of heading 85.16, and parts thereof.	13,396,319.48	6,429,031	294,899,653	6,962,488
961511	Combs, hair-slides and the like, of hard rubber or plastics	2,729,585.12	1,440,297	66,066,422	1,550,024
	FRANCE	249.08	6,774	310,723	7,440
	HONG KONG, CHINA	96,650.70	56,918	2,610,829	61,760
	INDIA	11.83	77	3,532	96
	ITALY	578.31	7,885	361,685	8,772
	JAPAN	25.88	5,017	230,130	5,722
	MALAYSIA	113.24	162	7,431	199
	NETHERLANDS	130.34	452	20,733	481
	PEOPLE'S REPUBLIC OF CHINA	2,600,422.78	1,243,803	57,053,243	1,331,416
	REPUBLIC OF KOREA	146.45	1,656	75,960	1,719
	SINGAPORE	252.08	3,006	137,885	3,335
	TAIWAN (REP. OF CHINA)	2,997.06	18,645	855,246	19,377
	THAILAND	23,450.69	70,260	3,222,826	81,693
	UNITED STATES OF AMERICA	4,556.68	25,642	1,176,199	28,014

TABLE 8 - Continued

PSCC CODE	COMMODITY AND COUNTRY OF ORIGIN	GROSS WEIGHT (GK)	FOB VALUE		CIF DOLLARS
			DOLLARS	PESOS	
961519	Combs, hair-slides and the like, of other materials	5,234,184.51	2,151,843	98,705,041	2,370,323
	CAMEROON	222.22	40	1,835	42
	FRANCE	1,600.79	24,860	1,140,328	27,866
	GERMANY	38.40	1,351	61,970	1,388
	HONG KONG, CHINA	193,548.06	112,266	5,149,642	123,699
	INDONESIA	761.88	1,785	81,878	2,147
	JAPAN	3,580.03	4,458	204,489	4,636
	MALAYSIA	150.24	1,874	85,961	1,975
	PEOPLE'S REPUBLIC OF CHINA	4,611,803.97	1,773,066	81,330,538	1,947,699
	REPUBLIC OF KOREA	9,065.63	45,580	2,090,755	47,694
	SINGAPORE	132,274.35	41,809	1,917,779	50,068
	SPAIN	10.87	112	5,137	119
	TAIWAN (REP. OF CHINA)	9,965.79	17,529	804,055	18,912
	THAILAND	257,899.51	59,627	2,735,091	70,698
	UK OF GREAT BRITAIN AND N. IRELAND	3.55	36	1,651	38
	UNITED STATES OF AMERICA	13,254.89	67,372	3,090,354	73,258
	VIETNAM	4.33	78	3,578	84
961590	Hairpins, curling pins, curling grips, hair-curlers and the like, other than those of heading No. 85.16, and parts thereof	5,432,549.85	2,836,891	130,128,190	3,042,141
	AUSTRALIA	2,028.17	932	42,751	1,231
	CANADA	78.32	82	3,761	87
	FRANCE	350.53	3,855	176,829	4,147
	GERMANY	0.89	65	2,982	76
	HONG KONG, CHINA	157,618.48	129,511	5,940,669	138,878
	INDONESIA	12,803.92	46,358	2,126,442	48,413
	ITALY	455.74	2,328	106,785	2,392
	JAPAN	2,503.94	118,676	5,443,668	125,025
	MALAYSIA	12.81	364	16,697	434
	PEOPLE'S REPUBLIC OF CHINA	4,625,540.17	2,277,761	104,480,897	2,442,843
	PORTUGAL	15.59	81	3,715	85
	REPUBLIC OF KOREA	1,097.57	6,032	276,688	6,204
	SINGAPORE	249,142.07	86,488	3,967,204	92,846
	SPAIN	104.01	4,735	217,194	5,288
	TAIWAN (REP. OF CHINA)	68.21	2,005	91,969	2,087
	THAILAND	367,563.66	126,332	5,794,849	137,619
	UNITED STATES OF AMERICA	13,149.12	31,160	1,429,310	34,355
	VIETNAM	16.65	126	5,780	131
9616	Scent sprays and similar toilet sprays, and mounts and heads therefor; powder-puffs and pads for the application of cosmetics or toilet preparations.	1,256,704.57	4,268,700	195,805,270	4,443,564
961610	Scent sprays and similar toilet sprays, and mounts and heads therefor	1,063,177.29	4,046,187	185,598,599	4,208,913
	FRANCE	23.59	2,218	101,740	2,425
	GERMANY	12,833.42	69,874	3,205,120	72,564
	HONG KONG, CHINA	13,718.99	10,996	504,387	11,717
	INDIA	3,038.71	3,804	174,489	3,948
	INDONESIA	53,301.07	743,489	34,103,840	764,477
	ITALY	5,033.72	176,709	8,105,642	186,568
	JAPAN	4.18	441	20,229	688
	MALAYSIA	323.85	3,354	153,848	3,588
	NETHERLANDS	5,262.96	37,978	1,742,051	39,415
	PEOPLE'S REPUBLIC OF CHINA	843,410.22	2,041,150	93,627,551	2,135,120
	REPUBLIC OF KOREA	2.51	167	7,660	183
	SINGAPORE	1,529.83	1,794	82,291	2,561
	SPAIN	385.02	472	21,651	498
	TAIWAN (REP. OF CHINA)	5,736.89	41,783	1,916,586	43,160
	THAILAND	5,027.23	36,304	1,665,264	37,792
	UK OF GREAT BRITAIN AND N. IRELAND	85,556.22	712,396	32,677,605	736,546
	UNITED STATES OF AMERICA	27,988.88	163,258	7,488,645	167,663

TABLE 8 - Continued

PSCC CODE	COMMODITY AND COUNTRY OF ORIGIN	GROSS WEIGHT (GK)	FOB VALUE		CIF
			DOLLARS	PESOS	DOLLARS
961620	Powder-puffs and pads for the application of cosmetics or toilet preparations	193,527.28	222,513	10,206,671	234,651
	HONG KONG, CHINA	10,192.14	29,984	1,375,366	30,686
	INDONESIA	71.63	1,078	49,448	1,143
	JAPAN	168.15	2,792	128,069	3,006
	MALAYSIA	128.55	7,017	321,870	7,274
	PEOPLE'S REPUBLIC OF CHINA	176,358.31	140,955	6,465,606	148,909
	REPUBLIC OF KOREA	22.34	190	8,715	197
	SINGAPORE	390.33	10,960	502,735	11,916
	TAIWAN (REP. OF CHINA)	79.13	2,573	118,024	2,749
	THAILAND	5,667.67	20,735	951,114	22,079
	UNITED STATES OF AMERICA	449.03	6,229	285,724	6,692
9617	Vacuum flasks and other vacuum vessels, complete with cases; parts thereof other than glass inners.	4,039,516.41	5,288,209	242,570,148	5,572,160
961700	Vacuum flasks and other vacuum vessels, complete with cases; parts thereof other than glass inners	4,039,516.41	5,288,209	242,570,148	5,572,160
	AUSTRALIA	21,094.20	18,637	854,879	20,541
	FRANCE	2.72	75	3,440	87
	GERMANY	1,291.76	11,886	545,211	12,386
	HONG KONG, CHINA	193,224.74	127,434	5,845,398	137,233
	JAPAN	30,273.58	177,010	8,119,449	180,824
	MALAYSIA	3,121.75	118,692	5,444,402	120,733
	NETHERLANDS	74.55	2,226	102,107	2,287
	NEW ZEALAND	1,419.09	1,561	71,603	1,605
	PEOPLE'S REPUBLIC OF CHINA	3,786,488.98	4,657,481	213,638,653	4,912,769
	REPUBLIC OF KOREA	493.74	1,975	90,593	2,072
	SINGAPORE	9.43	5,280	242,194	5,442
	SWEDEN	1.66	24	1,101	26
	TAIWAN (REP. OF CHINA)	294.11	121,578	5,576,783	127,583
	THAILAND	1.67	333	15,275	377
	UK OF GREAT BRITAIN AND N. IRELAND	19.21	401	18,394	584
	UNITED STATES OF AMERICA	1,705.22	43,616	2,000,666	47,611
9618	Tailors' dummies and other lay figures; automata and other animated displays used for shop window dressing.	302,780.84	1,196,378	54,877,860	1,286,078
961800	Tailors' dummies and other lay figures; automata and other animated displays used for shop window dressing	302,780.84	1,196,378	54,877,860	1,286,078
	FRANCE	1,331.45	29,629	1,359,082	31,166
	GERMANY	867.54	12,455	571,311	14,060
	GUAM	1,928.10	5,200	238,524	5,343
	HONG KONG, CHINA	29,261.82	102,198	4,687,822	111,723
	INDIA	1,234.74	5,882	269,807	6,437
	INDONESIA	8,460.99	3,284	150,637	3,577
	ITALY	97.82	4,572	209,718	4,808
	JAPAN	396.16	2,430	111,464	2,619
	LITHUANIA	159.22	2,263	103,804	2,389
	MALAYSIA	40.89	261	11,972	506
	PEOPLE'S REPUBLIC OF CHINA	240,357.73	836,549	38,372,503	891,439
	PORTUGAL	6.81	37	1,697	40
	REPUBLIC OF KOREA	1,877.30	14,982	687,224	16,004
	SINGAPORE	448.84	4,187	192,058	4,499
	SPAIN	4,697.32	84,450	3,873,722	90,185
	SWITZERLAND	609.69	16,501	756,901	21,719
	TAIWAN (REP. OF CHINA)	1,501.23	20,771	952,766	23,080
	THAILAND	77.64	249	11,422	259
	TURKEY	1.58	1,407	64,539	1,410
	UK OF GREAT BRITAIN AND N. IRELAND	314.97	1,520	69,722	2,296
	UNITED ARAB EMIRATES, N.E.S.	50.83	80	3,670	729
	UNITED STATES OF AMERICA	8,965.58	47,180	2,164,147	51,489
	VIETNAM	92.59	291	13,348	301

TABLE 8 - Continued

PSCC CODE	COMMODITY AND COUNTRY OF ORIGIN	GROSS WEIGHT (GK)	FOB VALUE		CIF
			DOLLARS	PESOS	DOLLARS
97	Works of art, collectors' pieces and antiques	157,747.47	4,286,818	196,636,339	4,575,744
9701	Paintings, drawings and pastels, executed entirely by hand, other than drawings of heading 49.06 and other than hand-painted or hand-decorated manufactured articles; collages and similar decorative plaques.	130,505.18	3,666,417	168,178,545	3,887,090
970110	Paintings, drawings and pastels, by hand	79,373.20	3,534,864	162,144,211	3,748,679
	AUSTRALIA	66.53	998	45,778	998
	CZECH REPUBLIC (CZECHOSLOVAKIA)	89.27	1,311	60,136	2,009
	HONG KONG, CHINA	2,069.22	71,028	3,258,054	74,996
	INDONESIA	5.04	643	29,494	737
	ISRAEL	23.54	8,378	384,299	8,704
	JAPAN	1,421.80	14,753	676,720	15,797
	PEOPLE'S REPUBLIC OF CHINA	72,196.58	84,006	3,853,355	89,313
	REPUBLIC OF KOREA	114.78	494	22,660	528
	SINGAPORE	683.83	6,447	295,724	7,091
	SOUTH AFRICA, REP. OF	18.37	5,206	238,799	6,104
	SPAIN	1,832.66	3,335,677	153,007,504	3,533,785
	SWITZERLAND	4.26	23	1,055	25
	THAILAND	330.31	922	42,292	1,117
	UNITED STATES OF AMERICA	517.01	4,978	228,341	7,475
970190	Other hand-painted or hand-decorated manufactured articles; collages and similar decorative plaques	51,131.98	131,553	6,034,334	138,411
	AUSTRALIA	65.49	6,804	312,099	6,990
	HONG KONG, CHINA	5,567.14	61,908	2,839,720	64,758
	PEOPLE'S REPUBLIC OF CHINA	40,597.69	40,165	1,842,368	41,719
	SINGAPORE	484.66	8,827	404,894	8,863
	TAIWAN (REP. OF CHINA)	45.09	1,136	52,108	1,311
	UK OF GREAT BRITAIN AND N. IRELAND	128.25	1,257	57,659	1,340
	UNITED STATES OF AMERICA	4,243.66	11,456	525,486	13,430
9702	Original engravings, prints and lithographs.	968.02	14,254	653,831	14,728
970200	Original engravings, prints and lithographs	968.02	14,254	653,831	14,728
	AUSTRALIA	69.43	27	1,238	29
	PEOPLE'S REPUBLIC OF CHINA	52.00	26	1,193	28
	UNITED STATES OF AMERICA	846.59	14,201	651,400	14,671
9703	Original sculptures and statuary, in any material.	16,743.35	559,428	25,660,962	616,709
970300	Original sculptures and statuary, in any material	16,743.35	559,428	25,660,962	616,709
	HONG KONG, CHINA	640.39	124,246	5,699,164	130,982
	ITALY	0.83	104	4,770	111
	JAPAN	1,603.84	335,915	15,408,421	373,164
	MYANMAR, UNION OF (BURMA)	84.57	1,874	85,960	2,215
	PEOPLE'S REPUBLIC OF CHINA	2,812.95	58,292	2,673,854	60,909
	SINGAPORE	2,167.91	7,830	359,162	8,052
	SOUTH AFRICA, REP. OF	113.71	5,494	252,010	6,617
	TAIWAN (REP. OF CHINA)	6,932.97	13,118	601,723	14,015
	THAILAND	1,052.88	6,031	276,642	7,001
	UNITED STATES OF AMERICA	1,219.97	6,474	296,962	13,589
	VIETNAM	113.33	50	2,294	54
9704	Postage or revenue stamps, stamp-postmarks, first-day covers, postal stationery (stamped paper), and the like, used or unused, other than those of heading 49.07.	2,544.05	2,682	123,023	2,978
970400	Postage or revenue stamps, stamp-postmarks, first-day covers, postal stationery (stamped paper), and the like, used, or if unused not of current or new issue in the country to which they are destined	2,544.05	2,682	123,023	2,978
	HONG KONG, CHINA	20.00	667	30,595	684
	JAPAN	7.17	215	9,862	223
	PEOPLE'S REPUBLIC OF CHINA	2,514.24	1,392	63,851	1,635

TABLE 8 - Continued

PSCC CODE	COMMODITY AND COUNTRY OF ORIGIN	GROSS WEIGHT (GK)	FOB VALUE		CIF
			DOLLARS	PESOS	DOLLARS
	UNITED STATES OF AMERICA	2.64	408	18,715	436
9705	Collections and collectors' pieces of zoological, botanical, mineralogical, anatomical, historical, archaeological, palaeontological, ethnographic or numismatic interest.	6,986.87	44,037	2,019,978	54,239
970500	Collections and collectors' pieces of zoological, botanical, mineralogical, anatomical, historical, archaeological, palaeontological, ethnographic or numismatic interest	6,986.87	44,037	2,019,978	54,239
	HONG KONG, CHINA	0.84	42	1,927	45
	ISRAEL	392.14	183	8,394	217
	UNITED ARAB EMIRATES, N.E.S.	4.42	230	10,550	237
	UNITED STATES OF AMERICA	6,589.47	43,582	1,999,107	53,740
98	Commodities and transactions not classified elsewhere (reserved for special uses by contracting parties)	83,457,659.47	11,549,002,432	529,752,741,549	11,812,657,268
9801	Postal packages not classified according to kind	53.17	1,061	48,667	1,199
980100	Postal packages not classified according to kind	53.17	1,061	48,667	1,199
	BRUNEI DARUSSALAM	4.18	81	3,715	92
	FRANCE	4.21	235	10,779	265
	INDIA	2.62	109	5,000	122
	PEOPLE'S REPUBLIC OF CHINA	20.97	83	3,807	94
	UNITED STATES OF AMERICA	21.19	553	25,366	626
9802	Materials, accessories and supplies imported on consignment basis for embroidery and/or for manufacture into finished products	47,552,566.85	11,427,876,725	524,196,705,371	11,677,494,132
980213	Materials, accessories and supplies imported on consignment basis for use in embroidery or for the manufacture of outer garments	1,248,256.38	14,151,912	649,148,202	16,344,670
	CAMBODIA (DEMOCRATIC KAMPUCHEA)	126.10	704	32,292	755
	FRANCE	429.90	36,813	1,688,612	42,690
	HONG KONG, CHINA	11,094.69	286,805	13,155,745	324,311
	INDIA	109.96	3,463	158,848	4,035
	INDONESIA	2,379.63	30,731	1,409,631	35,436
	ITALY	377.30	15,615	716,260	18,221
	JAPAN	46,320.90	1,266,386	58,089,126	1,423,391
	LUXEMBOURG	2.61	154	7,064	177
	PEOPLE'S REPUBLIC OF CHINA	91,683.49	680,523	31,215,590	782,926
	REPUBLIC OF KOREA	445,008.51	3,930,038	180,270,843	4,484,217
	SPAIN	286.98	2,915	133,711	3,466
	TAIWAN (REP. OF CHINA)	590,357.59	7,207,777	330,620,731	8,382,383
	THAILAND	34,552.68	468,265	21,479,316	584,309
	TURKEY	2,215.16	34,051	1,561,919	42,195
	TURKS AND CAICOS ISLANDS	12.55	169	7,752	181
	UNITED STATES OF AMERICA	65.87	13,060	599,062	15,155
	VIETNAM	23,232.46	174,443	8,001,700	200,822
980214	Materials, accessories and supplies imported on consignment basis for use in embroidery or for the manufacture of gloves and mittens	67,985.20	1,072,959	49,216,630	1,139,092
	BRAZIL	2,352.53	41,194	1,889,569	43,048
	CANADA	1,283.62	20,664	947,858	21,894
	GERMANY	307.04	8,002	367,052	9,269
	HONG KONG, CHINA	2,325.98	52,446	2,405,698	56,281
	ITALY	616.93	78,277	3,590,566	82,726
	JAPAN	4,578.85	210,682	9,663,983	224,049
	REPUBLIC OF KOREA	6,603.72	153,587	7,045,036	159,640
	TAIWAN (REP. OF CHINA)	14,251.22	309,228	14,184,288	321,653
	THAILAND	33,058.88	92,785	4,256,048	103,996
	UK OF GREAT BRITAIN AND N. IRELAND	169.58	11,921	546,816	13,613
	UNITED STATES OF AMERICA	1,388.17	52,548	2,410,377	54,685
	URUGUAY	259.36	35,750	1,639,853	41,920
	VIETNAM	789.32	5,875	269,486	6,318

TABLE 8 - Continued

PSCC CODE	COMMODITY AND COUNTRY OF ORIGIN	GROSS WEIGHT (GK)	FOB VALUE		CIF DOLLARS
			DOLLARS	PESOS	
980219	Other materials, accessories and supplies imported on consignment basis for use in embroidery or for the manufacture of gloves and mittens, etc.	251,455.57	3,702,033	169,812,255	4,150,163
	CAMBODIA (DEMOCRATIC KAMPUCHEA)	158.00	40,210	1,844,433	46,728
	FRANCE	260.02	19,154	878,594	22,241
	GERMANY	4,583.10	921	42,246	1,310
	HONG KONG, CHINA	101,321.69	1,045,501	47,957,131	1,119,545
	INDIA	7,228.17	52,179	2,393,451	52,532
	INDONESIA	2,548.26	12,429	570,118	13,643
	ITALY	1,048.58	9,299	426,545	10,694
	JAPAN	10,652.99	537,657	24,662,327	616,944
	PEOPLE'S REPUBLIC OF CHINA	13,739.24	297,386	13,641,096	345,031
	REPUBLIC OF KOREA	43,768.95	772,629	35,440,492	875,846
	SPAIN	55.40	14,768	677,408	17,196
	TAIWAN (REP. OF CHINA)	46,635.25	795,773	36,502,108	912,676
	THAILAND	16,780.44	30,653	1,406,053	31,854
	UNITED STATES OF AMERICA	906.33	58,009	2,660,873	67,430
	VIETNAM	1,769.15	15,465	709,380	16,493
980221	Materials, accessories and supplies imported on consignment basis for the manufacture of dice of any material	1,242,609.36	4,833,551,588	221,715,011,341	4,922,609,857
	AUSTRIA	221.22	415,643	19,065,544	422,678
	BELGIUM	36,131.49	249,699,575	11,453,719,505	253,735,917
	BULGARIA	1,428.27	20,791,201	953,692,390	21,141,344
	CANADA	37.78	27,553	1,263,856	28,312
	CZECH REPUBLIC (CZECHOSLOVAKIA)	34,570.85	149,992,096	6,880,137,444	152,490,441
	DEMOCRATIC PEOPLE'S REP. OF KOREA	51.43	77,523	3,555,980	80,698
	DENMARK	7.89	1,414	64,860	1,488
	FRANCE	1,335.41	11,771,242	539,946,871	11,928,039
	GEORGIA	12.98	1,638	75,135	1,692
	GERMANY	63,037.94	729,890,936	33,480,097,234	739,130,887
	HONG KONG, CHINA	20,344.95	9,020,322	413,762,170	9,135,878
	INDONESIA	637.88	52,596	2,412,579	54,571
	IRELAND	10,164.32	34,382,013	1,577,102,936	34,944,859
	ISRAEL	8,054.54	17,511,206	803,239,019	17,843,600
	ITALY	1,436.97	4,665,141	214,907,418	4,707,508
	JAPAN	48,056.76	123,382,357	5,659,548,716	125,716,915
	MAI AYSIA	87,409.74	203,839,919	9,350,137,088	208,158,570
	MEXICO	35.67	93,526	4,290,038	95,427
	MOROCCO	107.00	794,707	36,453,210	796,525
	NETHERLANDS	9,796.11	4,982,384	228,541,954	5,133,518
	NICARAGUA	124.83	2,675	122,702	2,777
	PEOPLE'S REPUBLIC OF CHINA	54,249.89	78,590,582	3,604,949,996	80,070,683
	PERU	4.44	19,317	886,071	19,331
	REPUBLIC OF KOREA	23,512.16	34,091,993	1,563,799,719	34,831,130
	SAUDI ARABIA	5.31	66,415	3,046,456	67,290
	SINGAPORE	99,485.53	320,611,569	14,706,452,670	326,531,819
	SLOVAK REPUBLIC (SLOVAKIA)	14.92	3,583	164,352	3,755
	SPAIN	212.94	332,543	15,253,747	341,655
	SRI LANKA (CEYLON)	402.43	166,816	7,651,850	170,203
	SWITZERLAND	924.02	3,997,828	183,380,370	4,088,581
	TAIWAN (REP. OF CHINA)	373,869.72	1,026,848,164	47,101,525,283	1,045,753,765
	THAILAND	88,643.94	355,741,176	16,317,847,743	364,194,833
	TURKEY	44.90	34,283	1,572,561	35,250
	UK OF GREAT BRITAIN AND N. IRELAND	7,357.19	16,413,951	752,907,932	16,731,273
	UNITED STATES OF AMERICA	270,852.23	1,435,216,921	65,833,400,166	1,464,157,833
	VIETNAM	25.71	780	35,779	812
980222	Materials, accessories and supplies imported on consignment basis for the manufacture of molding compounds	5,532,272.12	52,816,664	2,422,700,377	54,179,823
	BELGIUM	121.50	396	18,165	398
	FRANCE	3,631.42	31,427	1,441,556	32,360
	GERMANY	13,503.73	109,890	5,040,654	111,802
	HONG KONG, CHINA	467.91	7,761	355,997	8,001
	JAPAN	497,206.32	6,932,015	317,971,528	7,125,080
	MALAYSIA	275,405.88	2,670,335	122,488,266	2,761,338
	PEOPLE'S REPUBLIC OF CHINA	15,077.66	205,440	9,423,533	209,316
	REPUBLIC OF KOREA	1,031,828.69	7,144,144	327,701,885	7,324,457
	SINGAPORE	3,370,400.77	32,276,692	1,480,531,862	33,090,129
	TAIWAN (REP. OF CHINA)	2,293.04	55,507	2,546,106	56,317

TABLE 8 - Continued

PSCC CODE	COMMODITY AND COUNTRY OF ORIGIN	GROSS WEIGHT (GK)	FOB VALUE		CIF DOLLARS
			DOLLARS	PESOS	
	THAILAND	260,470.11	1,987,955	91,187,496	2,034,185
	UNITED STATES OF AMERICA	61,865.09	1,395,102	63,993,329	1,426,440
980223	Materials, accessories and supplies imported on consignment basis for the manufacture of frames	10,182,667.16	370,507,863	16,995,195,677	377,605,992
	AUSTRIA	19.54	3,050	140,179	3,119
	BELGIUM	47,145.99	2,292,596	105,161,379	2,299,143
	CZECH REPUBLIC (CZECHOSLOVAKIA)	25.79	28,270	1,294,208	28,393
	FRANCE	218,743.66	7,797,748	357,682,701	7,885,914
	GERMANY	3,347.93	3,376,251	154,868,633	3,396,873
	HONG KONG, CHINA	2,292,127.06	83,347,515	3,823,150,513	85,054,213
	ITALY	7,998.66	201,553	9,245,236	209,315
	JAPAN	745,666.09	32,382,400	1,485,380,688	33,133,363
	MALAYSIA	2,748,669.37	92,411,779	4,238,928,303	94,056,817
	PEOPLE'S REPUBLIC OF CHINA	595,686.14	30,885,088	1,416,698,987	31,539,541
	REPUBLIC OF KOREA	670,836.17	22,146,611	1,015,865,047	22,659,454
	SINGAPORE	946,166.22	37,411,021	1,716,043,533	38,243,911
	SWITZERLAND	419.51	27,312	1,252,801	28,610
	TAIWAN (REP. OF CHINA)	1,743,391.42	32,973,878	1,512,511,784	33,566,246
	THAILAND	80,682.76	4,740,230	217,434,350	4,781,224
	UNITED STATES OF AMERICA	81,740.85	20,482,609	939,537,275	20,719,856
980224	Materials, accessories and supplies imported on consignment basis for the manufacture of gold wire	43,382.28	203,752,346	9,346,120,110	206,288,127
	GERMANY	4.03	1,929	88,483	2,008
	HONG KONG, CHINA	23.72	71,170	3,264,568	72,311
	JAPAN	6,214.64	59,766,867	2,741,506,189	60,810,542
	MALAYSIA	980.86	1,626,489	74,607,050	1,638,426
	PEOPLE'S REPUBLIC OF CHINA	1,025.46	6,187,903	283,839,111	6,270,846
	REPUBLIC OF KOREA	14,225.53	86,245,730	3,956,091,635	87,177,766
	SINGAPORE	20,898.98	49,815,181	2,285,022,352	50,278,648
	UNITED STATES OF AMERICA	9.06	37,077	1,700,722	37,580
980229	Other materials, accessories and supplies imported on consignment basis for the manufacture of semiconductor devices	15,930,924.62	5,334,622,140	244,699,117,562	5,430,879,513
	ALBANIA	111.69	37,636	1,726,363	37,949
	AUSTRALIA	1,456.99	221,118	10,142,683	223,684
	AUSTRIA	14,161.46	39,243,982	1,800,121,454	39,987,171
	BAHRAIN	368.58	12,969	594,888	13,500
	BELGIUM	26,424.79	33,953,382	1,557,441,632	34,081,254
	BRITISH HONDURAS	59.92	4,277	104,446	4,362
	BRAZIL	1,321.42	65,512	3,005,035	66,701
	BULGARIA	9.09	15,007	127,019	16,572
	CAMBODIA (DEMOCRATIC KAMPUCHEA)	2,103.65	60,392	2,770,181	62,359
	CANADA	3,156.84	302,572	13,867,051	306,592
	COSTA RICA	152.61	89,494	4,105,090	91,289
	CROATIA	3.57	1,906	87,428	1,967
	CZECH REPUBLIC (CZECHOSLOVAKIA)	12,596.36	23,549,467	1,080,214,051	23,638,762
	DEMOCRATIC PEOPLE'S REP. OF KOREA	255.01	165,120	7,574,054	165,917
	DENMARK	110.72	68,930	3,161,819	69,850
	DOMINICAN REPUBLIC	487.42	15,885	728,645	15,984
	EGYPT ARAB REPUBLIC	448.11	16,462	755,112	16,927
	ESTONIA	12.60	63,619	2,918,204	66,225
	FINLAND	1,542.93	262,619	12,046,334	272,902
	FRANCE	95,352.14	54,540,054	2,501,752,277	55,801,913
	GEORGIA	16.37	4,087	187,471	4,339
	GERMANY	536,966.80	283,039,695	12,983,030,810	288,316,588
	GREECE	451.58	52,607	2,413,083	53,414
	HEARD AND MCDONALD ISLAND	5.96	11,440	524,753	11,752
	HONG KONG, CHINA	1,902,196.70	163,823,617	7,514,589,312	167,029,160
	HUNGARY	5,092.88	1,403,020	64,356,527	1,437,452
	ICELAND	95.15	34,107	1,564,488	35,504
	INDIA	4,667.95	835,033	38,302,964	857,469
	INDONESIA	220,551.61	10,508,279	482,014,758	10,730,312
	IRAN ISLAMIC REP. OF	4.00	7,307	339,172	7,414
	IRELAND	22,767.22	14,103,912	646,946,443	14,382,079
	ISRAEL	64,364.14	6,651,648	396,651,094	67,169,943
	ITALY	93,807.86	6,970,437	319,733,945	7,140,477
	JAMAICA (EXCLUDES CAYMAN IS., TURKS, CAICOS)	326.79	1,649,296	75,653,208	1,678,585
	JAPAN	1,790,688.01	691,228,365	31,706,645,103	704,632,582
	LEBANON	4.14	5,100	233,937	5,179

TABLE 8 - Continued

PSCC CODE	COMMODITY AND COUNTRY OF ORIGIN	GROSS WEIGHT (GK)	FOB VALUE		CIF DOLLARS
			DOLLARS	PESOS	
	MACAU	889.52	138,527	6,354,233	142,435
	MALAYSIA	1,169,510.36	401,858,202	18,433,235,726	407,490,306
	MALTA	84.47	537,899	24,673,427	540,152
	MEXICO	35,484.44	3,811,102	177,842,809	3,942,429
	MOROCCO	73.85	87,784	4,026,652	91,274
	MYANMAR UNION OF (BURMA)	233.95	241,453	11,075,449	242,769
	NETHERLANDS	22,934.49	9,709,261	445,363,802	9,977,267
	NEW ZEALAND	32.59	130,054	6,882,911	134,104
	NIGERIA	372.74	19,244	882,722	19,643
	NORWAY	24.98	6,922	317,512	8,852
	PAKISTAN, ISLAMIC REP. OF	5,798.55	149,413	6,853,574	154,032
	PEOPLE'S REPUBLIC OF CHINA	1,776,374.31	363,598,419	16,678,259,480	370,956,288
	PERU	0.80	1,009	46,283	1,083
	POLAND	218.15	48,052	2,204,145	49,050
	PORTUGAL	13.31	7,047	323,246	7,174
	REPUBLIC OF KOREA	1,322,083.65	295,788,549	13,567,820,743	301,165,018
	ROMANIA	58.86	514,556	23,602,684	529,052
	SAUDI ARABIA	109.11	303,667	13,929,205	307,469
	SEYCHELLES REPUBLIC	62.14	18,777	861,301	19,306
	SINGAPORE	2,191,552.93	644,500,240	29,563,226,009	666,149,976
	SLOVAK REPUBLIC (SLOVAKIA)	185.69	144,147	6,612,023	147,083
	SLOVENIA	792.18	576,771	26,456,486	600,962
	SOUTH AFRICA, REP. OF	3.91	1,055	48,393	1,087
	SPAIN	808.92	206,586	9,476,100	213,515
	SRI LANKA (CEYLON)	944.39	70,903	3,252,321	71,650
	SWEDEN	1,503.20	246,037	11,285,717	247,140
	SWITZERLAND	32,722.14	8,873,613	407,032,628	9,075,520
	TAIWAN (REP. OF CHINA)	2,876,412.11	1,266,069,308	58,074,599,158	1,290,043,161
	THAILAND	685,355.20	319,743,146	14,666,618,107	324,626,904
	TUNISIA	8.92	18,529	849,925	18,626
	TURKEY	34.82	7,066	324,117	7,316
	UK OF GREAT BRITAIN AND N. IRELAND	36,767.38	12,797,349	587,014,399	13,106,322
	UKRAINE (UKRAINIAN S.S.R.)	55.76	88,704	4,068,852	91,190
	UNITED ARAB EMIRATES, N.E.S.	5,085.46	289,277	13,269,136	299,133
	UNITED STATES OF AMERICA	893,981.03	661,108,556	30,325,049,464	672,341,009
	VIETNAM	68,187.25	7,807,963	358,151,263	8,002,087
980231	Materials, accessories and supplies imported on consignment basis for the manufacture of watch parts	99,295.03	12,507,469	573,717,601	13,431,308
	AUSTRIA	71.06	25,547	1,171,841	28,211
	CANADA	20.04	5,251	240,863	5,618
	FRANCE	1,627.87	1,058,067	48,533,533	1,109,959
	GERMANY	990.25	90,878	4,168,574	103,874
	HONG KONG, CHINA	63,134.37	3,727,527	170,981,663	4,004,912
	INDIA	5,021.91	437,955	20,088,996	478,166
	JAPAN	2,670.68	3,566,158	163,579,667	3,806,617
	MALAYSIA	572.75	34,194	1,568,479	37,210
	MEXICO	3.68	2,391	109,675	2,582
	NORWAY	155.91	25,028	1,148,034	26,741
	PEOPLE'S REPUBLIC OF CHINA	15,924.98	2,552,087	117,064,231	2,778,855
	PUERTO RICO	425.88	71,613	3,284,888	76,418
	REPUBLIC OF KOREA	130.22	90,606	4,156,097	99,093
	SINGAPORE	438.44	115,641	5,304,453	122,043
	SWEDEN	13.33	4,972	228,066	5,312
	SWITZERLAND	221.18	204,584	9,384,268	216,623
	TAIWAN (REP. OF CHINA)	884.51	67,812	3,110,536	72,557
	UK OF GREAT BRITAIN AND N. IRELAND	1,559.61	21,635	992,397	23,611
	UNITED STATES OF AMERICA	5,421.58	401,740	18,427,814	428,906
	VIETNAM	6.78	3,783	173,526	4,000
980232	Materials, accessories and supplies imported on consignment basis for the manufacture of watch cases parts	5,110.38	473,793	21,732,885	503,372
	HONG KONG, CHINA	3,514.81	360,423	16,532,603	382,345
	INDIA	338.47	23,029	1,056,340	24,568
	PEOPLE'S REPUBLIC OF CHINA	1,257.10	90,341	4,143,942	96,459
980233	Materials, accessories and supplies imported on consignment basis for the manufacture of accessories and supplies	20,766.57	479,712	22,004,389	516,059
	AUSTRIA	258.62	26,052	1,195,005	30,548
	GERMANY	5.65	2,091	95,914	2,377
	HONG KONG, CHINA	17,436.22	306,681	14,067,457	327,528

TABLE 8 - Continued

PSCC CODE	COMMODITY AND COUNTRY OF ORIGIN	GROSS WEIGHT (GK)	FOB VALUE		CIF
			DOLLARS	PESOS	DOLLARS
	INDIA	42.48	6,072	278,523	6,488
	ITALY	105.14	1,215	55,732	1,969
	JAPAN	132.09	8,358	383,381	8,428
	NETHERLANDS	0.59	70	3,211	72
	NORWAY	66.21	12,187	559,018	12,521
	PEOPLE'S REPUBLIC OF CHINA	1,526.32	80,924	3,711,984	86,307
	SWITZERLAND	32.59	3,469	159,123	4,443
	TAIWAN (REP. OF CHINA)	63.45	915	41,971	979
	UK OF GREAT BRITAIN AND N. IRELAND	287.98	2,409	110,501	2,957
	UNITED STATES OF AMERICA	809.23	29,269	1,342,569	31,442
980240	Materials, accessories and supplies imported on consignment basis for the manufacture of electrical and electronic machinery, equipment and parts	10,476,273.70	554,664,122	25,442,443,275	601,823,984
	ALBANIA	161.57	11,137	510,854	11,566
	ANDORRA	683.72	30,845	1,414,860	31,115
	AUSTRALIA	213.10	6,232	285,862	6,462
	AUSTRIA	661.28	95,086	4,361,595	99,150
	BELGIUM	284.65	105,068	4,819,469	115,453
	BELIZE (BRITISH HONDURAS)	0.30	116	5,321	126
	BOTSWANA	14.79	599	27,476	615
	BRAZIL	274.15	48,097	2,206,209	50,111
	BRUNEI DARUSSALAM	3.51	117	5,367	127
	BULGARIA	0.69	133	6,101	207
	CAMBODIA (DEMOCRATIC KAMPUCHEA)	10,405.41	1,627,593	74,657,691	1,799,555
	CANADA	128.97	23,705	1,087,348	25,644
	COLOMBIA	44.25	658	30,182	712
	COSTA RICA	350.05	288,804	13,247,439	312,497
	CROATIA	1.36	537	24,632	683
	CZECH REPUBLIC (CZECHOSLOVAKIA)	5,681.78	470,810	21,596,055	510,998
	DEMOCRATIC PEOPLE'S REP. OF KOREA	6.92	369	16,926	393
	DENMARK	889.43	162,782	7,466,810	175,426
	DOMINICAN REPUBLIC	32.00	1,262	57,888	1,710
	ECUADOR	5.15	103	4,725	112
	EL SALVADOR	1.52	198	9,082	228
	FIJI	2.52	58	2,660	63
	FINLAND	183.10	8,602	394,574	9,252
	FRANCE	992.53	189,215	8,679,292	201,483
	GERMANY	29,497.07	4,104,560	188,276,167	4,414,764
	GREECE	2.04	32	1,468	35
	GUATEMALA	1.65	55	2,523	112
	HONG KONG, CHINA	3,157,893.29	69,661,506	3,195,373,280	74,621,272
	HUNGARY	102.62	28,109	1,289,360	31,886
	INDIA	11,395.97	201,273	9,232,393	215,870
	INDONESIA	183,208.68	7,420,752	340,389,894	7,802,309
	IRELAND	3,808.68	315,800	14,485,746	332,228
	ISRAEL	33,252.41	2,704,873	124,072,525	2,875,939
	ITALY	1,525.41	50,440	2,313,683	54,078
	JAMAICA (EXCLUDES CAYMAN IS., TURKS, CAICOS)	0.03	4,294	196,966	4,438
	JAPAN	3,547,712.09	220,729,946	10,124,882,623	240,860,213
	KENYA	10.36	3,551	162,884	3,698
	LESOTHO	620.67	11,104	509,340	12,478
	LITHUANIA	15.60	446	20,458	572
	MACAU	1,959.80	171,709	7,876,292	185,511
	MACEDONIA, THE FORMER YUGOSLAV REP. OF	47.07	5,939	272,422	6,681
	MALAYSIA	116,158.65	6,441,508	295,471,972	7,120,729
	MALTA	0.73	4,163	190,957	4,281
	MAURITIUS	4.57	2,588	118,712	2,908
	MEXICO	804.61	79,078	3,627,308	86,886
	MOROCCO	273.23	23,085	1,058,909	24,271
	MYANMAR, UNION OF (BURMA)	2,398.86	187,288	8,590,901	196,180
	NETHERLANDS	1,258.39	521,312	23,912,581	561,157
	NEW ZEALAND	5.95	7,764	356,135	8,108
	NICARAGUA	15.43	340	15,596	473
	NIGERIA	35.65	846	38,806	884
	NORWAY	39.49	949	43,531	988
	OKINAWA	18.28	14,558	667,775	15,058
	PAKISTAN, ISLAMIC REP. OF	334.45	7,265	333,246	7,891
	PANAMA	238.82	6,816	312,650	7,286
	PARAGUAY	26.11	2,487	114,079	2,800
	PEOPLE'S REPUBLIC OF CHINA	1,307,275.05	74,293,973	3,407,864,542	79,513,982
	POLAND	63.03	1,251	57,383	1,405

TABLE 8 - Continued

PSCC CODE	COMMODITY AND COUNTRY OF ORIGIN	GROSS WEIGHT (GK)	FOB VALUE		CIF DOLLARS
			DOLLARS	PESOS	
	PORTUGAL	1,742.17	21,880	1,003,636	23,630
	REPUBLIC OF KOREA	248,526.19	20,682,230	948,693,890	22,668,906
	ROMANIA	25.85	43,897	2,013,555	45,334
	SAUDI ARABIA	4.65	1,593	73,071	1,697
	SERBIA	3.84	166	7,614	180
	SINGAPORE	258,733.02	41,132,921	1,886,767,086	45,507,099
	SLOVAK REPUBLIC (SLOVAKIA)	29.05	10,215	468,562	11,033
	SLOVENIA	177.09	6,206	284,669	6,942
	SOUTH AFRICA, REP. OF	12.55	2,320	106,418	2,438
	SPAIN	1,259.24	31,770	1,457,290	34,614
	SRI LANKA (CEYLON)	26.40	731	33,531	822
	SWAZILAND	223.49	93,194	4,274,809	109,294
	SWEDEN	287.99	74,994	3,439,975	80,930
	SWITZERLAND	1,386.40	712,110	32,664,486	798,338
	SYRIAN ARAB REPUBLIC	83.71	51,697	2,371,341	56,107
	TAIWAN (REP. OF CHINA)	1,066,886.23	38,102,505	1,747,761,904	41,090,475
	TANZANIA, UNITED REP. OF	9.15	269	12,339	277
	THAILAND	162,844.62	10,951,634	502,351,452	11,957,043
	TUNISIA	8.60	1,624	74,493	1,670
	UGANDA	16.64	1,159	53,163	1,204
	UK OF GREAT BRITAIN AND N. IRELAND	7,208.25	832,975	38,208,563	908,411
	UNITED ARAB EMIRATES, N.E.S.	1.98	3,781	173,434	3,933
	UNITED STATES OF AMERICA	214,168.67	41,702,704	1,912,903,032	44,970,988
	URUGUAY	65.65	1,151	52,796	1,295
	VENEZUELA	31.02	958	43,943	1,075
	VIETNAM	91,454.94	10,114,888	463,969,913	11,206,313
	VIRGIN ISLANDS (U.S.)	28.82	2,764	126,785	2,877
980270	Materials, accessories and supplies imported on consignment basis for the manufacture of jewellery	27.11	145,364	6,667,846	151,732
	DENMARK	0.25	5,337	244,808	5,535
	HONG KONG, CHINA	26.86	140,027	6,423,038	146,197
980280	Materials, accessories and supplies imported on consignment basis for the manufacture of footwear	9,807.46	76,736	3,519,880	89,696
	JAPAN	2,389.28	13,238	607,227	15,523
	PEOPLE'S REPUBLIC OF CHINA	7,416.42	63,461	2,910,956	74,131
	UNITED STATES OF AMERICA	1.76	37	1,697	42
980299	Materials, accessories and supplies imported on consignment basis of other finished goods, n.e.s.	2,441,733.91	45,352,024	2,080,297,341	47,780,744
	AUSTRALIA	227.06	7,806	358,061	8,351
	BELGIUM	220.39	9,668	443,471	10,478
	CANADA	52.38	6,349	291,229	7,349
	CUBA	44,795.18	481,618	22,091,818	500,136
	ECUADOR	43,703.17	1,173,675	53,836,472	1,203,894
	FRANCE	7,635.80	102,956	4,722,592	112,276
	GERMANY	726.49	24,145	1,107,531	25,361
	HONG KONG, CHINA	78,485.82	2,699,364	123,819,827	2,813,146
	INDIA	2,135.60	436,074	20,002,714	471,156
	ISRAEL	0.84	639	29,311	693
	ITALY	25,492.37	6,434,793	295,163,955	6,865,913
	JAPAN	325,645.50	1,166,114	53,489,649	1,276,683
	LIECHTENSTEIN	3,443.65	685,883	31,461,453	753,316
	MACAU	3,786.35	48,276	2,214,420	48,441
	MALAYSIA	1,459.55	479,270	21,984,115	533,932
	MEXICO	8,422.72	346,377	15,888,313	363,788
	MYANMAR, UNION OF (BURMA)	22,461.84	2,116,069	97,064,085	2,227,372
	NETHERLANDS	46,354.37	840,891	38,571,670	884,133
	PAKISTAN, ISLAMIC REP. OF	136.59	2,582	118,436	2,654
	PEOPLE'S REPUBLIC OF CHINA	70,416.13	1,003,160	46,014,949	1,062,581
	REPUBLIC OF KOREA	879,817.16	9,776,877	448,465,348	10,440,403
	SINGAPORE	8,631.09	131,086	6,012,915	140,563
	SPAIN	167,799.84	3,331,517	152,816,685	3,420,315
	SRI LANKA (CEYLON)	1,374.46	17,994	825,385	18,884
	SWITZERLAND	23,634.53	519,428	23,826,162	554,092
	TAIWAN (REP. OF CHINA)	358,164.89	12,313,668	564,827,951	12,763,090
	THAILAND	1,585.45	39,264	1,801,040	40,991
	UK OF GREAT BRITAIN AND N. IRELAND	1.11	23	1,055	101
	UNITED STATES OF AMERICA	299,699.99	1,026,749	47,096,977	1,090,426

TABLE 8 - Continued

PSCC CODE	COMMODITY AND COUNTRY OF ORIGIN	GROSS WEIGHT (GK)	FOB VALUE		CIF
			DOLLARS	PESOS	DOLLARS
	URUGUAY	167.06	16,326	748,874	18,577
	VIETNAM	15,256.53	113,383	5,200,878	121,649
9803	Exports of finished products manufactured from materials imported on consignment basis	294,533.31	13,109,379	601,327,214	13,852,736
980311	Gloves and mittens accessories manufactured from materials on consignment basis	8.69	278	12,752	313
	ITALY	8.69	278	12,752	313
980314	Men's wear manufactured from materials on consignment basis	1.74	175	8,027	197
	PEOPLE'S REPUBLIC OF CHINA	1.74	175	8,027	197
980318	Semiconductor devices manufactured from materials on consignment basis	446.31	1,094,346	50,197,651	1,126,012
	FRANCE	159.64	944,050	43,303,574	970,678
	HONG KONG, CHINA	0.83	398	18,256	433
	JAPAN	150.39	133,940	6,143,828	137,772
	PEOPLE'S REPUBLIC OF CHINA	4.91	262	12,018	303
	SINGAPORE	9.59	4,216	193,388	4,411
	TAIWAN (REP. OF CHINA)	120.08	11,229	515,074	12,132
	THAILAND	0.87	251	11,513	283
980321	Diodes manufactured from materials on consignment basis	538.62	339,844	15,588,644	349,445
	JAPAN	82.94	69,413	3,183,974	71,401
	SINGAPORE	253.68	270,229	12,395,404	277,816
	UNITED STATES OF AMERICA	202.00	202	9,266	228
980322	Watches manufactured from materials on consignment basis	22.50	3,233	148,297	3,644
	AUSTRALIA	0.88	77	3,532	87
	HONG KONG, CHINA	13.78	1,361	62,429	1,535
	PEOPLE'S REPUBLIC OF CHINA	0.01	35	1,605	40
	SINGAPORE	5.22	522	23,944	588
	UNITED STATES OF AMERICA	2.61	1,238	56,787	1,394
980324	Electrical and electronic machinery, equipment and parts manufactured from materials on consignment basis	80,369.46	11,463,547	525,832,901	12,152,648
	GERMANY	7.08	1,723	79,034	1,795
	HONG KONG, CHINA	5,337.11	287,641	13,194,093	315,831
	JAPAN	16,746.43	4,466,662	204,885,786	4,920,559
	MALAYSIA	279.50	39,470	1,810,489	45,781
	PEOPLE'S REPUBLIC OF CHINA	22,625.77	3,382,570	155,158,486	3,491,249
	REPUBLIC OF KOREA	7,889.01	1,147,604	52,640,595	1,207,739
	SINGAPORE	475.27	35,584	1,632,238	36,866
	SPAIN	10.81	386	17,706	412
	TAIWAN (REP. OF CHINA)	8,362.15	1,626,478	74,606,546	1,627,116
	THAILAND	18,509.85	438,631	20,120,004	465,495
	UK OF GREAT BRITAIN AND N. IRELAND	2.36	127	5,825	159
	UNITED STATES OF AMERICA	124.12	36,671	1,682,099	39,646
980325	Medicinal and pharmaceutical products manufactured from materials on consignment basis	0.87	156	7,156	176
	FRANCE	0.87	156	7,156	176
980327	Jewelry manufactured from materials on consignment basis	183.58	2,889	132,518	2,900
	PEOPLE'S REPUBLIC OF CHINA	183.58	2,889	132,518	2,900
980339	Other products manufactured from materials on consignment basis	212,961.54	204,911	9,399,268	217,401
	GERMANY	26,452.28	20,879	957,720	23,183
	HONG KONG, CHINA	5,664.67	4,884	224,029	5,363

TABLE 8 - Continued

PSCC CODE	COMMODITY AND COUNTRY OF ORIGIN	GROSS WEIGHT (GK)	FOB VALUE		CIF
			DOLLARS	PESOS	DOLLARS
	INDIA	0.83	8,293	380,400	8,991
	ISRAEL	2.12	3,594	164,857	3,712
	JAPAN	1,181.62	9,460	433,930	10,388
	PEOPLE'S REPUBLIC OF CHINA	179,410.21	152,118	6,977,653	159,651
	TAIWAN (REP. OF CHINA)	41.62	139	6,376	146
	UK OF GREAT BRITAIN AND N. IRELAND	0.83	1,700	77,979	1,843
	UNITED STATES OF AMERICA	207.36	3,844	176,324	4,124
9804	Petroleum products for international deliveries	872.94	695	31,880	751
980410	Aviation fuel, for international deliveries	1.74	299	13,715	336
	UNITED STATES OF AMERICA	1.74	299	13,715	336
980430	Diesel fuel, for international deliveries	871.20	396	18,165	415
	PEOPLE'S REPUBLIC OF CHINA	871.20	396	18,165	415
9805	Replacements and goods returned to the country whence imported or exported	3,240,003.20	23,087,443	1,059,021,011	25,448,278
980520	Aircraft parts, replacements and goods returned to the country whence imported or exported	6,744.25	184,967	8,484,436	218,626
	AUSTRALIA	2.51	305	13,990	345
	HONG KONG, CHINA	1.67	493	22,614	558
	NETHERLANDS	0.83	5,044	231,368	5,708
	THAILAND	6,161.23	26,824	1,230,417	30,526
	UNITED STATES OF AMERICA	578.01	152,301	6,986,047	181,489
980540	Cylinders and other containers of steel, returned to the country whence imported or exported	81,195.58	1,647,108	75,552,844	1,693,536
	INDONESIA	1,097.74	6,321	289,944	6,680
	PEOPLE'S REPUBLIC OF CHINA	80,097.84	1,640,787	75,262,900	1,686,856
980560	Replacement of returned goods (other than aircrafts parts)	143,299.27	781,633	35,853,509	932,894
	AUSTRALIA	113.78	8,506	390,170	9,329
	BELGIUM	0.43	173	7,936	198
	CANADA	403.74	2,232	102,382	2,351
	DENMARK	18.37	334	15,321	378
	FINLAND	11.30	219	10,046	247
	FRANCE	3.25	788	36,146	915
	GERMANY	536.75	35,383	1,623,018	37,585
	HAWAII	1.70	85	3,899	97
	HONG KONG, CHINA	617.28	7,201	330,310	8,355
	INDIA	2,013.20	5,402	247,790	5,872
	INDONESIA	617.57	1,896	86,970	2,137
	IRELAND	0.37	109	5,000	127
	ISRAEL	1.77	2,108	96,694	2,173
	ITALY	91.86	1,327	60,869	1,500
	JAPAN	1,973.07	252,537	11,583,872	274,473
	MACAU	7.53	73	3,349	85
	MALAYSIA	2,302.57	40,381	1,852,276	48,936
	MEXICO	3.33	396	18,165	449
	NETHERLANDS	283.56	2,725	124,996	3,125
	PANAMA	3.34	167	7,660	189
	PEOPLE'S REPUBLIC OF CHINA	87,544.10	54,548	2,502,117	60,581
	REPUBLIC OF KOREA	17,403.86	16,395	752,039	17,495
	ROMANIA	8.39	184	8,440	215
	SAUDI ARABIA	1.56	21	963	23
	SINGAPORE	2,327.24	61,064	2,801,006	73,438
	SPAIN	0.40	198	9,082	230
	SWITZERLAND	0.73	1,947	89,309	2,072
	TAIWAN (REP. OF CHINA)	17,084.79	18,536	850,246	20,638
	THAILAND	4,663.23	42,479	1,948,512	54,944
	UK OF GREAT BRITAIN AND N. IRELAND	199.74	3,785	173,618	4,313
	UNITED STATES OF AMERICA	5,060.46	220,434	10,111,308	300,424
980590	Goods returned to the country whence imported/exported, n.e.s.	3,008,764.10	20,473,735	939,130,222	22,603,222

TABLE 8 - Continued

PSCC CODE	COMMODITY AND COUNTRY OF ORIGIN	GROSS WEIGHT (GK)	FOB VALUE		CIF DOLLARS
			DOLLARS	PESOS	
	AFGHANISTAN	7.90	79	3,624	92
	AUSTRALIA	7,466.98	157,286	7,214,709	168,630
	AUSTRIA	2.07	1,981	90,868	2,060
	BELGIUM	523.40	97,435	4,469,343	101,587
	BOLIVIA	17.49	1,499	68,759	1,602
	BRAZIL	0.87	104	4,770	117
	BULGARIA	0.87	305	13,990	344
	CANADA	15,638.39	153,989	7,063,475	157,781
	COTE D'IVOIRE (IVORY COAST)	55.10	7,263	333,154	7,771
	CZECH REPUBLIC (CZECHOSLOVAKIA)	55.32	16,959	777,909	17,764
	DENMARK	3,297.98	15,781	723,874	16,575
	EL SALVADOR	9.57	1,305	59,860	1,396
	FIJI	14.22	109	5,000	127
	FINLAND	1.71	163	7,477	187
	FRANCE	118.41	104,946	4,813,873	109,970
	GERMANY	4,115.62	824,109	37,801,880	861,298
	GHANA	133.56	1,763	80,869	2,925
	GUAM	6.39	525	24,082	609
	HONG KONG, CHINA	27,795.30	1,054,490	48,369,456	1,170,777
	ICELAND	2.73	398	18,256	457
	INDIA	27,475.32	10,462	479,892	12,276
	INDONESIA	62,448.23	199,162	9,135,561	213,892
	IRELAND	61.85	1,698	77,887	1,968
	ISRAEL	6.00	2,369	108,666	2,762
	ITALY	176.98	3,669	168,297	4,210
	JAMAICA (EXCLUDES CAYMAN IS., TURKS, CAICOS)	8.34	24,282	1,113,815	25,942
	JAPAN	1,975,018.32	6,767,569	310,428,390	7,809,842
	MALAYSIA	1,807.96	37,237	1,708,061	39,409
	MALDIVES, REP. OF	4,505.96	5,042	231,277	6,710
	NETHERLANDS	1,108.09	90,264	4,140,410	94,351
	NEW ZEALAND	3.16	499	22,889	587
	PEOPLE'S REPUBLIC OF CHINA	150,059.13	5,314,602	243,780,794	5,635,972
	PORTUGAL	0.87	195	8,945	222
	QATAR	2.50	685	31,421	775
	REPUBLIC OF KOREA	208,918.38	512,707	23,517,870	545,616
	ROMANIA	2,995.87	7,931	363,795	8,617
	RUSSIAN FEDERATION	3.11	202	9,266	233
	SIERRA LEONE	21.75	261	11,972	442
	SINGAPORE	21,620.95	288,177	13,218,679	347,430
	SLOVENIA	12.55	230	10,550	261
	SOUTH AFRICA, REP. OF	28,543.79	13,918	638,419	16,462
	SPAIN	91,852.38	403,328	18,500,655	479,337
	SRI LANKA (CEYLON)	45.95	1,021	46,833	1,053
	SWEDEN	29.08	1,191	54,631	1,316
	SWITZERLAND	289.89	60,284	2,765,227	69,509
	TAIWAN (REP. OF CHINA)	44,351.61	223,050	10,231,304	238,570
	THAILAND	196,404.06	801,521	36,765,768	843,238
	TURKEY	0.83	166	7,614	188
	UK OF GREAT BRITAIN AND N. IRELAND	12,549.21	137,916	6,326,207	145,450
	UNITED ARAB EMIRATES, N.E.S.	10,296.53	2,113	96,923	2,306
	UNITED STATES OF AMERICA	82,068.23	3,080,754	141,314,186	3,385,889
	VIETNAM	26,813.34	40,741	1,868,790	46,318
9806	Articles temporarily imported or exported	25,103,324.25	63,107,681	2,894,749,328	70,659,268
980610	Boxes and other packing containers of paperboard or cardboard, temporarily imported or exported	308,976.14	922,624	42,320,763	974,175
	HONG KONG, CHINA	150,182.87	464,662	21,314,046	488,032
	ITALY	133.05	3,241	148,665	3,770
	JAPAN	3,900.44	207,583	9,521,832	213,794
	REPUBLIC OF KOREA	1,505.24	3,713	170,315	4,747
	SINGAPORE	1,325.26	13,369	613,236	13,820
	TAIWAN (REP. OF CHINA)	143,627.40	173,033	7,937,024	188,401
	UNITED STATES OF AMERICA	457.07	4,770	218,800	5,868
	VIETNAM	7,844.81	52,253	2,396,845	55,743
980620	Aircrafts parts, temporarily imported or exported	11,136.99	127,598	5,852,920	134,274
	UNITED STATES OF AMERICA	11,136.99	127,598	5,852,920	134,274

TABLE 8 - Continued

PSCC CODE	COMMODITY AND COUNTRY OF ORIGIN	GROSS WEIGHT (GK)	FOB VALUE		CIF
			DOLLARS	PESOS	DOLLARS
980640	Cylinders and similar containers of steel, temporarily imported or exported	133,061.51	48,360	2,218,273	58,509
	HONG KONG, CHINA	2,017.70	394	18,073	683
	MALDIVES, REP. OF	5,221.71	1,523	69,860	1,823
	PEOPLE'S REPUBLIC OF CHINA	2,548.53	7,730	354,575	8,158
	REPUBLIC OF KOREA	43,621.12	17,265	791,946	20,706
	SINGAPORE	46,420.24	6,789	311,411	9,538
	TAIWAN (REP. OF CHINA)	24,990.18	11,443	524,890	13,809
	THAILAND	8,242.03	3,216	147,518	3,792
980650	Bobbins, temporarily imported or exported	51,369.28	572,110	26,242,686	601,538
	MALAYSIA	16,014.61	138,953	6,373,774	148,133
	PEOPLE'S REPUBLIC OF CHINA	125.15	16,984	779,056	17,677
	REPUBLIC OF KOREA	1,777.19	940	43,118	6,885
	SPAIN	33,284.00	413,707	18,976,740	427,229
	SRI LANKA (CEYLON)	168.33	1,526	69,998	1,614
980690	Other commodities, temporarily imported or exported	24,598,780.33	61,436,989	2,818,114,686	68,890,772
	AFGHANISTAN	5,346.10	10,191	467,461	10,512
	ARGENTINA	334.40	167,399	7,678,592	177,363
	AUSTRALIA	256,319.15	218,147	10,006,403	253,335
	AUSTRIA	288.52	15,408	706,765	15,652
	BAHRAIN	0.73	73	3,349	86
	BELGIUM	3,523.88	507,739	23,289,988	538,047
	BRUNEI DARUSSALAM	0.84	114	5,229	131
	CAMBODIA (DEMOCRATIC KAMPUCHEA)	1,090.17	5,465	250,680	5,839
	CANADA	23,630.41	474,278	21,755,132	487,761
	CZECH REPUBLIC (CZECHOSLOVAKIA)	1,806.26	3,327	152,609	3,811
	DEMOCRATIC PEOPLE'S REP. OF KOREA	20.82	1,329	60,961	1,441
	DENMARK	409.67	75,860	3,479,698	98,933
	EL SALVADOR	1.25	166	7,614	225
	FINLAND	218.30	3,012	138,160	4,455
	FRANCE	1,125.64	51,626	2,368,085	59,586
	GERMANY	17,575.48	660,470	30,295,759	702,574
	GREECE	6.25	25	1,147	30
	HONG KONG, CHINA	325,102.25	3,822,567	175,341,148	4,260,721
	INDIA	268,333.66	107,198	4,917,172	119,053
	INDONESIA	196,628.12	908,320	41,664,638	1,117,837
	IRELAND	1,030.99	118,623	5,441,237	143,737
	ISRAEL	85.22	10,905	500,212	11,695
	ITALY	2,000.69	11,065	507,552	12,024
	JAMAICA (EXCLUDES CAYMAN IS., TURKS, CAICOS)	2.50	511	23,440	547
	JAPAN	19,188,364.81	25,538,817	1,171,465,536	29,077,216
	KENYA	3.47	26	1,193	30
	LEBANON	6.96	870	39,907	950
	MALAYSIA	695,651.32	5,475,414	251,157,240	5,862,514
	MEXICO	4.22	414	18,990	491
	MYANMAR, UNION OF (BURMA)	1,229.77	2,841	130,317	3,331
	NEPAL	44.92	10,862	498,240	10,862
	NETHERLANDS	645.26	59,231	2,716,926	61,587
	NEW ZEALAND	33,509.66	26,158	1,199,867	27,882
	NORWAY	489.52	4,555	208,938	5,388
	PEOPLE'S REPUBLIC OF CHINA	437,624.19	4,138,904	189,851,526	4,555,957
	POLAND	299.43	16,917	775,983	19,468
	QATAR	9.38	64	2,936	76
	REPUBLIC OF KOREA	822,975.13	5,114,923	234,621,518	5,792,753
	RUSSIAN FEDERATION	82.39	833	38,210	868
	SAUDI ARABIA	0.40	396	18,165	462
	SINGAPORE	241,010.34	1,725,160	79,133,089	1,911,693
	SOUTH AFRICA, REP. OF	232,278.98	109,742	5,033,866	123,425
	SPAIN	486.72	55,281	2,535,739	63,505
	SWEDEN	214.98	20,095	921,758	22,522
	SWITZERLAND	4,444.56	14,745	676,353	19,337
	TAIWAN (REP. OF CHINA)	372,213.81	4,229,413	194,003,174	4,709,401
	TANZANIA, UNITED REP. OF	467.49	7,187	329,668	7,792
	THAILAND	928,062.21	4,535,187	208,029,028	5,057,146
	UK OF GREAT BRITAIN AND N. IRELAND	43,411.63	344,266	15,791,481	373,243
	UNITED ARAB EMIRATES, N.E.S.	2,436.62	677	31,054	784
	UNITED STATES OF AMERICA	379,200.11	2,636,295	120,926,852	2,945,954
	VIETNAM	88,670.48	176,716	8,105,963	193,558

TABLE 8 - Continued

PSCC CODE	COMMODITY AND COUNTRY OF ORIGIN	GROSS WEIGHT (GK)	FOB VALUE		CIF DOLLARS
			DOLLARS	PESOS	
	VIRGIN ISLANDS (U.S.)	20,060.27	17,182	788,138	17,182
9807	Personal and household effects of travelers and immigrants	609,922.87	10,791,976	495,027,934	12,441,937
980700	Personal and household effects of travelers and immigrants	609,922.87	10,791,976	495,027,934	12,441,937
	AFGHANISTAN	4,295.42	36,996	1,697,007	42,684
	ALASKA	1.38	84	3,853	98
	AMERICAN SAMOA	44.88	360	16,513	420
	ANGOLA	148.73	2,656	121,831	3,059
	ARGENTINA	90.13	2,128	97,611	2,429
	ARMENIA	1.66	557	25,550	631
	AUSTRALIA	22,407.38	281,032	12,890,938	324,227
	AUSTRIA	305.86	14,330	657,317	16,531
	AZERBAIJAN	2.61	142	6,514	160
	BAHAMAS	15.92	614	28,164	714
	BAHRAIN	1,207.38	7,074	324,484	8,196
	BANGLADESH	568.83	4,084	187,333	4,696
	BELGIUM	490.04	27,104	1,243,260	29,540
	BERMUDA	6.70	217	9,954	248
	BRAZIL	96.14	3,332	152,839	3,835
	BRUNEI DARUSSALAM	37.05	8,632	395,950	9,748
	BULGARIA	78.72	1,144	52,475	1,308
	CAMBODIA (DEMOCRATIC KAMPUCHEA)	2,141.73	13,998	642,088	16,498
	CANADA	3,556.93	91,461	4,195,316	105,799
	CAYMAN ISLANDS	45.08	2,213	101,510	2,545
	CHILE	39.43	2,133	97,841	2,474
	COLOMBIA	75.45	2,395	109,859	2,779
	CONGO, REP. OF	25.44	183	8,394	207
	COSTA RICA	0.87	175	8,027	197
	COTE D'IVOIRE (IVORY COAST)	18.61	423	19,403	487
	CROATIA	1.66	207	9,495	235
	CYPRUS	19.67	512	23,485	589
	CZECH REPUBLIC (CZECHOSLOVAKIA)	160.13	22,601	1,036,708	26,440
	DENMARK	822.23	22,335	1,024,506	25,883
	DJIBOUTI (AFFARS & ISSAS)	8.33	125	5,734	142
	DOMINICAN REPUBLIC	10.20	324	14,862	376
	ECUADOR	1.76	288	13,211	328
	EGYPT ARAB REPUBLIC	122.03	1,980	90,823	2,309
	EL SALVADOR	104.50	581	26,650	658
	ESTONIA	30.50	2,034	93,300	2,340
	FINLAND	124.16	1,879	86,190	2,170
	FRANCE	1,858.69	77,074	3,535,384	88,998
	GABON	1.71	30	1,376	35
	GERMANY	6,079.60	141,114	6,472,899	163,155
	GHANA	34.29	1,226	56,237	1,412
	GREECE	550.62	9,818	450,352	11,213
	GUADELOUPE	3.10	24	1,101	29
	GUAM	93.81	5,025	230,497	5,808
	HAITI	319.99	3,449	158,206	3,977
	HAWAII	42.31	5,677	260,404	6,522
	HONDURAS, REPUBLIC OF	1.10	88	4,037	100
	HONG KONG, CHINA	57,301.21	1,307,460	59,973,190	1,503,183
	HUNGARY	173.67	1,592	73,025	1,836
	ICELAND	18.13	495	22,706	569
	INDIA	6,866.28	107,797	4,944,648	124,304
	INDONESIA	15,091.72	64,602	2,963,294	73,442
	IRAN, ISLAMIC REP. OF	82.89	696	31,926	812
	IRAQ	1,216.08	13,349	612,319	15,423
	IRELAND	134.65	8,847	405,812	10,185
	ISRAEL	287.38	12,175	558,467	13,867
	ITALY	6,697.98	434,823	19,945,331	500,942
	JAMAICA (EXCLUDES CAYMAN IS., TURKS, CAICOS)	3.80	129	5,917	151
	JAPAN	27,318.15	520,892	23,893,316	603,340
	JORDAN	261.82	8,067	370,033	9,313
	KAZAKHSTAN	146.92	2,668	122,381	3,111
	KENYA	32.29	553	25,366	649
	KUWAIT	2,966.46	6,171	283,064	7,095
	LAO PEOPLE'S DEMOCRATIC REPUBLIC (LAOS)	44.99	250	11,468	289
	LATVIA (LATVIAN SOVIET SOCIALIST REP.)	12.81	865	39,678	985
	LEBANON	63.68	2,674	122,656	3,059
	LIBYAN ARAB JAMAHIRIYA	14.99	1,304	59,814	1,512
	LITHUANIA	7.32	246	11,284	288

TABLE 8 - Continued

PSCC CODE	COMMODITY AND COUNTRY OF ORIGIN	GROSS WEIGHT (GK)	FOB VALUE		CIF
			DOLLARS	PESOS	DOLLARS
	LUXEMBOURG	72.32	4,214	193,296	4,836
	MACAU	579.65	2,820	129,353	3,285
	MACEDONIA, THE FORMER YUGOSLAV REP. OF	72.24	792	36,329	892
	MALAYSIA	10,606.97	207,081	9,498,805	238,754
	MALDIVES, REP. OF	66.96	900	41,283	1,019
	MALTA	14.37	855	39,219	975
	MARSHALL ISLANDS, REP. OF	1.00	74	3,394	88
	MAURITIUS	11.62	812	37,246	925
	MEXICO	141.18	1,644	75,410	1,911
	MICRONESIA, FEDERATED STATES OF	8.08	35	1,605	42
	MOROCCO	266.09	6,986	320,448	7,959
	MYANMAR, UNION OF (BURMA)	194.61	731	33,531	848
	NAMIBIA	158.32	604	27,705	706
	NEPAL	73.84	1,753	80,410	2,052
	NETHERLANDS	3,399.11	52,780	2,421,019	60,420
	NEW ZEALAND	718.70	53,398	2,449,366	61,456
	NIGERIA	14.83	10,604	486,405	12,202
	NORWAY	1,914.76	24,867	1,140,649	27,819
	OMAN	21.88	3,095	141,968	3,552
	PACIFIC TRUST TERRITORY	10.53	85	3,899	99
	PAKISTAN, ISLAMIC REP. OF	425.94	11,323	519,386	13,015
	PANAMA	1.83	224	10,275	254
	PAPUA NEW GUINEA	704.54	7,988	366,410	9,183
	PEOPLE'S REPUBLIC OF CHINA	80,797.01	1,028,227	47,164,772	1,183,477
	PERU	36.62	7,069	324,255	8,043
	POLAND	55.79	5,238	240,267	5,988
	PORTUGAL	186.07	10,466	480,075	11,877
	QATAR	98,768.47	318,313	14,601,017	372,241
	REPUBLIC OF KOREA	13,018.06	122,968	5,640,542	141,063
	ROMANIA	71.62	3,236	148,435	3,759
	RUSSIAN FEDERATION	146.78	1,774	81,373	2,035
	SABAH (COMPRISES MALAYSIA)	2.94	1,196	54,861	1,402
	SAMOA (WESTERN SAMOA)	4.41	167	7,660	188
	SAUDI ARABIA	53,922.11	367,426	16,853,831	430,389
	SERBIA	1.85	345	15,825	399
	SINGAPORE	23,895.77	627,604	28,788,195	722,243
	SLOVAK REPUBLIC (SLOVAKIA)	16.66	1,510	69,264	1,739
	SLOVENIA	97.82	10,142	465,214	11,632
	SOUTH AFRICA, REP. OF	1,103.81	20,214	927,216	23,451
	SPAIN	5,136.38	250,756	11,502,178	284,560
	SRI LANKA (CEYLON)	54.79	1,290	59,172	1,470
	SURINAME	8.00	198	9,082	233
	SWEDEN	269.66	15,112	693,187	17,345
	SWITZERLAND	588.70	26,874	1,232,710	30,848
	SYRIAN ARAB REPUBLIC	19.59	404	18,531	461
	TAIWAN (REP. OF CHINA)	5,621.16	131,421	6,028,281	150,812
	TAJIKISTAN	103.38	1,619	74,264	1,830
	TANZANIA, UNITED REP. OF	22.88	44	2,018	50
	THAILAND	6,728.79	102,558	4,704,335	118,049
	TIMOR-LESTE (EAST TIMOR)	43.56	4,652	213,387	5,354
	TRINIDAD AND TOBAGO	4.53	399	18,302	452
	TUNISIA	5.08	878	40,274	1,026
	TURKEY	921.05	22,404	1,027,671	25,757
	UGANDA	0.63	37	1,697	44
	UK OF GREAT BRITAIN AND N. IRELAND	21,396.64	857,719	39,343,571	986,625
	UKRAINE (UKRAINIAN S.S.R.)	3.35	1,468	67,337	1,715
	UNITED ARAB EMIRATES, N.E.S.	17,604.04	587,606	26,953,487	683,890
	UNITED STATES OF AMERICA	92,830.01	2,534,016	116,235,314	2,919,986
	VANUATU (NEW HEBRIDES)	233.23	3,481	159,673	3,921
	VIETNAM	1,836.10	26,642	1,222,069	30,446
	VIRGIN ISLANDS (BRITISH)	3.68	134	6,147	158
	ZAMBIA	46.50	7,191	329,851	8,103
9808	Gifts donations and articles for relief, educational, scientific and charitable purposes; samples	6,636,885.90	10,777,908	494,382,641	12,464,908
980810	Gifts, donations and articles for relief, educational, scientific and charitable purposes	5,866,847.02	5,465,705	250,711,885	5,977,163
	AFGHANISTAN	36.78	1,122	51,466	1,287
	AUSTRALIA	22,810.91	78,064	3,580,796	89,283
	AUSTRIA	10.96	606	27,797	688
	BAHRAIN	23.70	1,321	60,594	1,527

TABLE 8 - Continued

PSCC CODE	COMMODITY AND COUNTRY OF ORIGIN	GROSS WEIGHT (GK)	FOB VALUE		CIF
			DOLLARS	PESOS	DOLLARS
	BANGLADESH	51.59	347	15,917	402
	BELGIUM	1.64	72	3,303	84
	BRAZIL	25.37	1,270	58,255	1,462
	CAMBODIA (DEMOCRATIC KAMPUCHEA)	0.84	21	963	24
	CANADA	62,182.88	16,050	736,214	18,504
	CAYMAN ISLANDS	1.19	245	11,238	282
	CYPRUS	1.95	1,209	55,457	1,402
	CZECH REPUBLIC (CZECHOSLOVAKIA)	16.88	434	19,908	499
	DENMARK	4,789.46	23,741	1,089,000	25,641
	ETHIOPIA	3.14	51	2,339	59
	FIJI	2.50	30	1,376	35
	FINLAND	4.92	891	40,870	1,043
	FRANCE	70.53	3,452	158,343	3,978
	GERMANY	6,101.91	34,260	1,571,506	40,141
	GHANA	0.87	522	23,944	588
	GREECE	11.08	396	18,165	452
	GUAM	6.58	428	19,632	489
	HAWAII	1.33	386	17,706	437
	HONG KONG, CHINA	10,607.21	57,781	2,650,414	65,610
	INDIA	2,061.89	66,965	3,071,685	70,419
	INDONESIA	191.77	707	32,430	816
	IRAN, ISLAMIC REP. OF	0.84	209	9,587	236
	IRELAND	3,601.13	6,021	276,183	6,938
	ISRAEL	13.67	8,048	369,162	9,111
	ITALY	9,446.72	2,606	119,537	2,993
	JAPAN	798.39	9,648	442,554	11,100
	JORDAN	0.45	82	3,761	96
	KUWAIT	4.14	446	20,458	516
	LEBANON	16.76	1,892	86,786	2,157
	LITHUANIA	2.59	4,361	200,039	5,116
	LUXEMBOURG	0.37	38	1,743	45
	MALAYSIA	282.64	10,239	469,663	11,804
	MALTA	4.68	194	8,899	222
	MEXICO	10.01	172	7,890	196
	MOROCCO	4.33	26	1,193	31
	NEPAL	0.84	67	3,073	76
	NETHERLANDS	25.27	2,389	109,583	2,720
	NEW ZEALAND	421.92	12,700	582,549	14,623
	NORWAY	9.66	382	17,522	440
	OMAN	0.89	125	5,734	146
	PAKISTAN, ISLAMIC REP. OF	29.10	174	7,981	201
	PAPUA NEW GUINEA	3.58	137	6,284	161
	PEOPLE'S REPUBLIC OF CHINA	65,207.34	73,241	3,359,565	80,599
	POLAND	0.09	22	1,009	26
	PORTUGAL	2.50	140	6,422	161
	QATAR	41.08	5,762	264,303	6,608
	REPUBLIC OF KOREA	343.47	7,360	337,603	8,432
	SABAH (COMPRISES MALAYSIA)	1.68	199	9,128	231
	SAUDI ARABIA	93.68	5,134	235,497	5,934
	SINGAPORE	2,483.58	175,221	8,037,387	202,277
	SOUTH AFRICA, REP. OF	5.07	197	9,036	226
	SPAIN	949.00	3,168	145,316	3,602
	SWEDEN	4.29	327	14,999	374
	SWITZERLAND	76.21	7,658	351,272	8,724
	TAIWAN (REP. OF CHINA)	5,240,259.18	3,069,325	140,789,938	3,217,157
	TANZANIA, UNITED REP. OF	22.02	297	13,623	347
	THAILAND	1,028.30	9,766	447,966	10,412
	TURKEY	58.79	1,374	63,025	1,577
	UGANDA	1.12	20	917	23
	UK OF GREAT BRITAIN AND N. IRELAND	1,211.47	52,983	2,430,330	61,624
	UNITED ARAB EMIRATES, N.E.S.	225.64	23,484	1,077,211	27,141
	UNITED STATES OF AMERICA	430,858.10	1,676,537	76,902,752	1,943,959
	VIETNAM	278.55	3,163	145,087	3,649
980820	Samples	770,038.88	5,312,203	243,670,756	6,487,745
	AFGHANISTAN	953.36	626	28,715	730
	ALGERIA	21.67	25	1,147	29
	ANDORRA	0.56	225	10,321	232
	ANGOLA	10.80	18	826	21
	ARGENTINA	149.46	1,442	66,145	1,650
	AUSTRALIA	6,352.54	72,516	3,326,309	82,991
	AUSTRIA	487.95	7,664	351,548	10,322

TABLE 8 - Continued

PSCC CODE	COMMODITY AND COUNTRY OF ORIGIN	GROSS WEIGHT (GK)	FOB VALUE		CIF DOLLARS
			DOLLARS	PESOS	
	BAHRAIN	77.87	353	16,192	427
	BANGLADESH	263.04	1,997	91,602	2,373
	BELGIUM	962.08	12,740	584,384	17,479
	BOLIVIA	22.45	4,499	206,369	4,622
	BRAZIL	281.48	4,080	187,150	6,062
	BRUNEI DARUSSALAM	7.92	399	18,302	452
	BULGARIA	25.09	282	12,935	331
	CAMBODIA (DEMOCRATIC KAMPUCHEA)	257.91	2,500	114,675	3,045
	CANADA	1,331.76	14,798	678,784	17,686
	CAYMAN ISLANDS	12.89	165	7,569	188
	CHILE	63.97	103	4,725	120
	CHINESE TAIPEI	120.77	67	3,073	76
	COLOMBIA	12.71	237	10,871	274
	COSTA RICA	32.96	317	14,541	416
	CROATIA	20.70	170	7,798	195
	CYPRUS	29.04	465	21,330	529
	CZECH REPUBLIC (CZECHOSLOVAKIA)	331.71	1,852	84,951	2,714
	DEMOCRATIC PEOPLE'S REP. OF KOREA	852.27	376	17,247	412
	DENMARK	796.68	8,422	386,317	9,786
	DOMINICAN REPUBLIC	5.72	73	3,349	85
	ECUADOR	0.87	41	1,881	42
	EGYPT ARAB REPUBLIC	19.55	117	5,367	136
	ESTONIA	0.87	140	6,422	158
	FINLAND	300.28	6,384	292,834	7,657
	FRANCE	3,764.80	74,652	3,424,287	86,172
	GERMANY	19,706.04	165,259	7,580,430	194,601
	GHANA	1.23	65	2,982	76
	GREECE	71.30	1,109	50,870	1,279
	GUAM	62.82	4,610	211,461	4,796
	HONG KONG, CHINA	51,899.84	505,931	23,207,055	883,000
	HUNGARY	18.01	622	28,531	1,149
	INDIA	18,216.44	55,399	2,541,152	69,827
	INDONESIA	7,660.70	41,895	1,921,724	53,716
	IRAN, ISLAMIC REP. OF	60.81	52	2,385	60
	IRELAND	342.76	7,806	358,061	9,459
	ISRAEL	227.83	3,031	139,032	5,244
	ITALY	5,325.55	44,492	2,040,848	54,264
	JAMAICA (EXCLUDES CAYMAN IS.,TURKS,CAICOS)	0.01	46	2,110	51
	JAPAN	62,266.98	930,284	42,672,127	1,045,141
	KAZAKHSTAN	0.90	90	4,128	105
	KENYA	56.22	44	2,018	52
	KUWAIT	41.52	386	17,706	445
	LATVIA (LATVIAN SOVIET SOCIALIST REP.)	1.85	61	2,798	69
	LITHUANIA	4.98	210	9,633	238
	LUXEMBOURG	65.04	364	16,697	418
	MACAU	208.67	3,262	149,628	3,739
	MALAYSIA	17,197.15	171,697	7,875,741	197,977
	MALDIVES, REP. OF	17.10	54	2,477	63
	MALTA	0.93	153	7,018	176
	MEXICO	205.29	4,124	189,168	5,572
	MOROCCO	4.19	105	4,816	130
	MOZAMBIQUE	3.92	33	1,514	40
	MYANMAR, UNION OF (BURMA)	460.37	2,051	94,079	2,150
	NEPAL	15.90	149	6,835	174
	NETHERLANDS	1,846.20	32,335	1,483,206	36,281
	NEW ZEALAND	665.27	7,351	337,190	8,508
	NIGERIA	2.28	133	6,101	153
	NORTHERN MARIANA ISLANDS	4.14	24	1,101	28
	NORWAY	496.16	3,718	170,545	4,884
	PACIFIC TRUST TERRITORY	1.28	42	1,927	48
	PAKISTAN, ISLAMIC REP. OF	1,743.10	15,095	692,408	16,440
	PALAU, REP. OF	63.08	166	7,614	188
	PAPUA NEW GUINEA	107.64	280	12,844	324
	PEOPLE'S REPUBLIC OF CHINA	371,653.19	1,066,306	48,911,456	1,217,149
	PERU	4.80	361	16,559	411
	POLAND	301.90	2,597	119,124	4,024
	PORTUGAL	88.83	785	36,008	1,016
	QATAR	346.49	1,938	88,896	2,236
	REPUBLIC OF KOREA	23,091.43	136,275	6,250,934	196,636
	ROMANIA	36.90	1,810	83,025	2,200
	RUSSIAN FEDERATION	63.99	454	20,825	644
	RWANDA	1.24	24	1,101	28
	SABAH (COMPRISES MALAYSIA)	16.00	24	1,101	28
	SAUDI ARABIA	167.52	1,815	83,254	2,076

TABLE 8 - Concluded

PSCC CODE	COMMODITY AND COUNTRY OF ORIGIN	GROSS WEIGHT (GK)	FOB VALUE		CIF
			DOLLARS	PESOS	DOLLARS
	SERBIA	0.27	165	7,569	192
	SINGAPORE	41,030.99	503,673	23,103,481	582,256
	SLOVAK REPUBLIC (SLOVAKIA)	14.94	1,100	50,457	1,252
	SLOVENIA	5.65	240	11,009	274
	SOUTH AFRICA, REP. OF	96.70	445	20,412	529
	SPAIN	3,567.96	68,970	3,163,654	75,690
	SRI LANKA (CEYLON)	262.03	2,463	112,978	2,868
	SWEDEN	457.80	7,728	354,483	11,441
	SWITZERLAND	818.49	41,669	1,911,357	47,179
	TAIWAN (REP. OF CHINA)	17,202.65	391,458	17,956,178	424,093
	TANZANIA, UNITED REP. OF	0.83	83	3,807	94
	THAILAND	34,713.86	130,465	5,984,430	148,989
	TIMOR-LESTE (EAST TIMOR)	0.72	18	826	21
	TUNISIA	11.29	246	11,284	288
	TURKEY	4,297.63	38,557	1,768,610	43,330
	UK OF GREAT BRITAIN AND N. IRELAND	6,134.23	86,379	3,962,205	103,209
	UKRAINE (UKRAINIAN S.S.R.)	11.97	359	16,467	408
	UNITED ARAB EMIRATES, N.E.S.	1,830.17	3,648	167,334	5,259
	UNITED STATES OF AMERICA	53,485.20	576,676	26,452,128	725,809
	VIETNAM	3,677.14	25,178	1,154,915	29,815
	VIRGIN ISLANDS (BRITISH)	0.84	21	963	24
9810	Other special transactions and commodities not classified according to kind, n.e.s.	19,496.98	249,564	11,447,503	294,059
981090	Other special transactions and commodities not classified according to kind, n.e.s., except tourists' purchases	19,496.98	249,564	11,447,503	294,059
	AFGHANISTAN	12.42	27	1,238	32
	ALASKA	1.55	78	3,578	91
	AUSTRALIA	95.75	5,511	252,790	6,298
	AUSTRIA	6.12	350	16,055	407
	BELGIUM	0.40	62	2,844	73
	CAMBODIA (DEMOCRATIC KAMPUCHEA)	44.37	562	25,779	644
	CANADA	109.57	713	32,705	837
	COLOMBIA	16.06	73	3,349	86
	CZECH REPUBLIC (CZECHOSLOVAKIA)	14.17	25	1,147	29
	DENMARK	242.66	1,058	48,530	2,372
	FINLAND	26.49	327	14,999	377
	FRANCE	413.33	1,702	78,071	1,968
	GERMANY	135.36	3,019	138,482	3,473
	GREECE	31.83	1,134	52,017	1,323
	GUAM	1,893.69	381	17,476	436
	HAITI	5.79	277	12,706	324
	HONG KONG, CHINA	2,577.01	22,902	1,050,515	26,447
	INDIA	633.30	3,538	162,288	4,100
	INDONESIA	157.05	1,986	91,098	2,281
	IRELAND	15.03	889	40,778	1,031
	ISRAEL	12.95	179	8,211	210
	ITALY	69.35	1,320	60,548	1,522
	JAPAN	1,508.69	18,053	828,091	21,784
	MACAU	330.77	480	22,018	561
	MALAYSIA	954.98	46,040	2,111,855	55,780
	MYANMAR, UNION OF (BURMA)	4.62	42	1,927	49
	NETHERLANDS	937.88	4,788	219,626	5,494
	NEW ZEALAND	35.25	917	42,063	1,070
	NORWAY	26.35	85	3,899	97
	PAPUA NEW GUINEA	250.40	626	28,715	736
	PEOPLE'S REPUBLIC OF CHINA	1,430.91	13,497	619,107	16,138
	PERU	2.44	37	1,697	44
	POLAND	9.49	223	10,229	261
	QATAR	34.69	645	29,586	737
	REPUBLIC OF KOREA	384.09	4,007	183,801	4,649
	RUSSIAN FEDERATION	25.16	201	9,220	235
	SINGAPORE	3,334.40	37,690	1,728,840	43,775
	SPAIN	30.60	407	18,669	476
	SWITZERLAND	33.86	437	20,045	511
	TAIWAN (REP. OF CHINA)	921.21	3,785	173,618	4,403
	THAILAND	395.45	4,060	186,232	4,720
	UK OF GREAT BRITAIN AND N. IRELAND	428.71	10,656	488,791	12,383
	UNITED ARAB EMIRATES, N.E.S.	71.56	5,538	254,028	6,455
	UNITED STATES OF AMERICA	1,759.34	50,749	2,327,857	58,766
	VIETNAM	71.88	488	22,385	574

Source: Philippine Statistics Authority, Trade Statistics Division

Section 4

Appendices

GLOSSARY OF TERMS

Terms	Definition
APEC ²	Asia-Pacific Economic Cooperation. A forum established as a vehicle for multilateral cooperation among the market oriented economies of the region to better manage their growing interdependence and sustain economic growth. Begun in 1989 as an informal grouping of 12 Asia-Pacific economies (Australia, Brunei, Canada, Indonesia, Japan, South Korea, Malaysia, New Zealand, Philippines, Singapore, Thailand and the United States), APEC admitted the People's Republic of China, Chinese Taipei and Hong Kong in 1991, Mexico and Papua New Guinea in 1993, Chile in 1994, and Peru, Russia and Vietnam in 1998.
ASEAN ²	Association of Southeast Asian Nations. A geopolitical and economic organisation of ten Southeast Asian Countries. Formed in 1967 by Indonesia, Malaysia, the Philippines, Singapore and Thailand and subsequently expanded to include Brunei, Burma (Myanmar), Cambodia, Laos and Vietnam. It aims to accelerate economic growth, social progress, cultural development; to protect regional peace and stability and to provide a forum for member countries to discuss differences peacefully.
Automated Export Documentation System (AEDS) ⁴	The BOC system module for the receipt and processing of the Export Declaration SAD.
<i>Bonded Manufacturing Warehouse</i>	Includes the premises, rooms, compartments and other areas necessary for storing, processing, and manufacturing of imported raw materials and by-products or was incident thereto. This enables the proprietor to manufacture goods (in whole or in part of the imported materials) for export without being charged with duties.
<i>Bulk</i>	In trade, production or a mass (of a product) which is not package, bundled, bottled, or otherwise packed so that it is designated as bulk or bulk merchandise.
Coding	The Process of translating each item of information in the processing sheet in numeric code in accordance with the country, commodity classification.
Collect Freight ²	Freight charges as shown on a B/L or air waybill that are payable to the carrier at the port of discharge or final destination. The consignee does not pay the freight charge if the cargo does not arrive at the destination.
<i>Commodity</i>	Something which affords convenience for profit, which can be exchanged for some other value. The commodity must be in such tangible form, whether goods or services, that it can be traded for something tangible (goods or service).

Terms	Definition
Commodity Classification	The determination of the proper class or group to which an imported article/commodity belongs. The classes or groups are known as heading or sub-heading numbers in the tariff schedule.
<i>Consignment</i>	That which is sent or consigned to be cared for and sold by the recipient for account of the shipper.
<i>Consignment Basis</i>	an export scheme in which the materials or components to be used in the manufacture of exported goods are supplied by the importer, while the labor will be provided for by the exporter.
<i>Consignor</i>	The person who ships goods to an agent.
CIF ² (named port of destination)	Abbreviation for 'Cost, Insurance, Freight.' (Named Port). The seller is responsible for clearing the goods for export, loading the goods onto the vessel at the port of export and paying overseas freight and insurance charges, with the buyer named as beneficiary in the insurance policy. The title and risk pass to the buyer once the goods are delivered on board the ship by the seller. CIF terms of trade are generally used for sea or inland waterway transportation.
Country of Origin	The country where the commodity is grown, mined or manufactured. Further, a physical or chemical transformation is required to change the country of origin thus if the commodity remains unchanged or it was just subjected to mere sorting, grading, cleaning, packaging or similar processing then the country of origin remains unchanged also.
Customs ²	The Government Service which is responsible for the administration of Customs law and the collection of duties and taxes and which also has the responsibility for the application of other laws and regulations relating to the importation, exportation, movement or storage of goods. (Kyoto Convention)
<i>Customs Tariff</i>	A systematic arrangement of customs duties levied on goods when they cross the border of a political unit; an official list or schedule setting forth the several customs duties to be imposed on imports, exports or goods in transit.
Domestic Export	is the export of goods grown, mined or manufactured in the Philippines
<i>Entry</i>	the set of document relating to importation of merchandise which passes government action, serving as a check value before such merchandise finally comes into custody of the importer.
Export Declaration-Single Administrative Document (ED-SAD) ⁴	The electronic representation of the Export Declaration, in lieu of the DTI Export Declaration form which is used in the manual export declaration processes submitted electronically to the BOC E2M AEDS.

Terms	Definition
Exportation ³	Refers to transporting or sending merchandise or goods or raw materials to other countries for sale or trade
Exporter	Any person or business concern granted by the Central Bank, bank or commercial bank with a permit or license to export.
Export Declaration ³	Refers to the document required for every export shipment wherein the exporter or his duly representative declares and certifies the full particulars of a shipment
FOB ² (...named port of shipment)	Free On Board (...named port of shipment). The seller is responsible for delivering the goods from their place of business, clearing Customs in the country of export and loading the goods onto the vessel at the port of export. At the point where the goods cross the 'ship's rails', the title & risk pass to the buyer. The buyer is responsible for overseas freight & insurance costs. Where Customs value is based on CIF, the cost of overseas freight and insurance must be added to the FOB value. FOB
<i>Formal Entry</i>	Documents issued on imported merchandise for immediate consumption or under irrevocable letter of credit, bank guarantee or bond for placing such articles in Customs Bonded Warehouse, constructing warehousing and immediate exportation.
<i>Insurance</i> ¹	<p>The activity of insurance is intended to provide individual institutional units exposed to certain risks with financial protection against the consequences of the occurrence of specified events.</p> <p>It is also a form of financial intermediation in which funds are collected from policyholders and invested in financial or other assets which are held as technical reserves to meet future claims arising from the occurrence of the events specified in the insurance policies.</p>
<i>Imports</i>	All articles, wares, goods or merchandise of every kind or class entering the jurisdiction of the Philippines from any foreign port, either with intent to unload therein, or which, after such entering, are assumed therein, or incorporated in the general mass or property of the Philippines.
<i>Manufactured Goods</i>	goods which need not be processed further e.g. durable goods and are directly consumed by households or industries.
<i>No Dollar Imports</i>	Imports of goods, which generally require prior CB approval, without direct foreign exchange payment from the Philippines. They are exempt from letter of credit and release certificate requirements.
Preferential Tariff	a kind of tax levied on import favoring one group of supplies of countries against others.

Terms	Definition
Re-Export	the export of imported goods, which do not undergo any physical or chemical transformation in the Philippines. Exportation from a Customs territory of goods previously imported into that territory. (WCO) ²
Single Administrative Document ³	Document designed by the UNCTAD in documenting import and export transactions and which shall replace the Export Declaration (ED) in electronic form
<i>Wharfage</i>	A charge made for the use of a wharf to load cargoes in the vessel.

Note:

¹ - <https://stats.oecd.org/glossary/detail.asp?ID=1417> (Source Publication: SNA 6.135.)

² - http://customscentre.com/wp-content/uploads/2013/03/glossary_customs_trade_terms.pdf

³ - Philippine Export Guidebook, 2015 Edition, DTI-Export Marketing Bureau, Appendix 2 Definition of Terms

⁴ - Philippine Export Guidebook, 2015 Edition, DTI-Export Marketing Bureau, Appendix 3 Customs Memorandum Order

BOC IMPORT ENTRY & INTERNAL REVENUE DECLARATION*



BOC IMPORT ENTRY & INTERNAL REVENUE DECLARATION

N A T I O N A L	1 DECLARATION					Office Code: _____											
	2 Exporter / Supplier, Address					Manifest Number: _____											
						3 Page 4		Entry Number: _____									
	8 Importer / Consignee; Address TIN: _____					Date: _____											
						5 Items		6 Tot Pack		7 Reference							
	14 Broker / Attorney-In-Fact; Address TIN: _____					9a Freight		9b Insurance		9c Other Dutiable Charges							
						10		11		12		13 Tentative Rel.					
	18 Vessel / Aircraft Registry 19 Ct.					15 Country of Export				15 C.E. Code		17					
						16 Country of Origin				a		b					
	21 Local Carrier (if any)					20 Terms of Delivery											
22 F. Cur.						Total Customs Value		23 Exch. Rate		24							
25		26		27 Transhipment Port		28 Financial and Banking Data – Bank Code:											
29 Port of Destination		30 Location of Goods				Terms of Payment: Bank Name: _____ Branch: _____ Bank Ref. Number: _____											
2																	
31 Packages and Descr. of Goods	Marks and Numbers – Containers No(s) – Number and Kind Marks & No. of Packages Number and Kind: Containers No(s):					32 Item No.		33 H. S. Code		Tar. Spec.							
34 C. O. Code						35 Item Gross		KG		36 Pref.							
37 PROCEDURE						38 Item Net Weight		KG		39							
40a AWB / BL.						40b Previous Doc. No											
41 Suppl. Units						42 Item Customs Value (F. Cur)		43									
44 Add. Infos. Dos. / Produ. Certif. & Aut.						45 Adjustment											
46 Dutiable Value (PHP)																	
47 Calculation of Taxes	Type	Tax Base	Rate	Amount	MP	48		49 Identification of Warehouse									
Total first item:						47b ACCOUNTING DETAILS											
						Method of Payment:						Total Fees: Total Assessment:					

50 We hereby certify that the information contained in all pages of this Declaration and the documents submitted are to the best of our knowledge and belief true and correct.						Subscribed and sworn to before me											
Broker		Date		Importer / Attorney-In-Fact		Administering Officer / Notary Public											
51 AUTHORIZATION						52 Control at Office of Destination											
Date		Print Name		Position		Date		Print Name		Position							

SN

BOC Form No. 242-CEWE CUSTOMS-EPZA WAREHOUSING ENTRY

IC Form No. 242-CEWE
 PAGE ___ OF PAGES RIDER'S S.N. _____

CUSTOMS-EPZA WAREHOUSING ENTRY

Check Appropriate Box:
 GARMENTS PRIOR APPRAISAL
 MISCELLANEOUS PRIOR EXAM
 PUBLIC/PRIVATE DRAWBACK
 RE-EXPORT

Republic of the Philippines
 CUSTOMS — E P Z A

INSTRUCTIONS
 1. DO NOT MARK OR USE RUBBER STAMPS THAT WILL IN ANY WAY DEFACE, OBLITERATE OR MARK ANY PART OR PARTS OF DATA HEREON.
 2. DO NOT ROLL, MUTILATE OR HANDLE THE DOCUMENT IN ANY MANNER THAT WILL RENDER ANY PART OF IT ILLEGIBLE.
 3. ALWAYS SIGN OVER YOUR PRINTED NAME.
 4. CONFINE ENTRIES IN CORRESPONDING SPACES PROVIDED FOR.
 5. USE RIDER WHEN DECLARING MORE THAN FIVE (5) ITEMS/ARTICLES. LAST FIVE (5) ITEMS SHOULD APPEAR ON THIS PAGE OF THE ENTRY.
 6. WRITE N/A IF NOT APPLICABLE. FILL UP ALL SPACES.

PORT/SUBPORT OF _____

IMPORT ENTRY AND INTERNAL REVENUE DECLARATION

NO. PDIG _____ EPRS CA NO. _____ DATE FILED _____

NAME & ADDRESS OF IMPORTER _____ VAT CODE NO. _____ PORT/COUNTRY OF EXPORTATION _____ COUNTRY OF ORIGIN _____

NAME & ADDRESS OF BROKER/AGENT _____ LETTER OF CREDIT _____ AGENT BANK _____

VAT CODE NO. _____ PREFERENCE CLAIMED PTA GATT OTHERS _____ MEANS OF TRANSPORT _____
 BILL OF LADING/AIRWAY BILL NO. _____ DATE _____

VOYAGE/FLIGHT NO. _____ ARRIVAL DATE _____ REGISTRY NO. _____ GROSS WEIGHT _____ FOB VALUE _____ INSURANCE _____ FREIGHT _____ TOTAL AMOUNT (CIF) _____
 25,000 kgs 20,000.00 800.36

ITEM NO.	MARKS & NUMBERS	QUANTITY & DESCRIPTION IN TARIFF TERMS	UNIT FMV (HCV) IN CURRENCY OF INVOICE
1		cont. etc.: 15 pkgs. Douglas Fir Timber	\$

ITEM NO.	FMV (HCV)	INSURANCE FREIGHT	DUTIABLE CHARGES	DUTIABLE VALUE	TARIFF HEADING	DUTY RATE	DUTY
	\$	\$	\$0.00	\$21,409.39	1107.99		
TOTAL	\$	\$		\$21,409.39			\$

REMARKS _____ CUSTOMS APPRAISER (Print Name and Signature) _____

CONVERSION RATE P1 BASIS OF DECLARED VALUE/CLASSIFICATION RO NO. _____ PAGE NO. _____ CRF NO. _____ OTHERS _____

INTERNAL REVENUE TAX		SUMMARY		Documents Attached:
Taxable Value	₱	Customs Duty	₱	<input type="checkbox"/> PACKING LIST
Bank Charges		Value Added Tax		<input type="checkbox"/> COMMERCIAL INVOICE
Customs Duty		Excise Tax Ad Valorem		<input type="checkbox"/> O P #
Wharfage		Surcharge		<input type="checkbox"/> IMPORTER'S SWORN STATEMENT
Brokerage Fee		Import Processing Fee		<input type="checkbox"/> CERT. OF ORIGIN
Documentary Stamps		Others		<input type="checkbox"/> BL-AWB
Arrastre Charges		Less: Deposit		<input type="checkbox"/> OTHERS
Storage Charges		TOTAL	₱	
Others				

OFFICE OF THE COLLECTOR OF CUSTOMS-EPZA

ENTRY FILER'S IDENTITY, AUTHORITY AND SUFFICIENCY OF DOCUMENTS HEREIN INDICATED WERE DULY IDENTIFIED/VERIFIED.

CUSTOMS DOCUMENT PROCESSOR _____
 Print Name & Signature _____
 DATE PROCESSED _____

SWORN STATEMENT
 I hereby declare under oath that the information stated in this Entry consisting of _____ page(s) as well as in all documents hereto attached are true and genuine to the best of my knowledge and belief.
 Filed by: NAME _____ I.D. NO. _____ Attach 1
 SUBSCRIBED AND SWORN to before me this _____ day of _____ Importer/Enterprise Representative
 affiant having exhibited to me his/her Resident Certificate No. _____ issued at _____ on _____
 COLLECTOR OF CUSTOMS (and/or Authorized Representative)

ORIGINAL - PIERS AND INSPECTION DIVISION COPY

Informal Import Declaration Entry (BC Form No. 177)

B. C. FORM No. 177
Dec. 1972



Republic of the Philippines
DEPARTMENT OF FINANCE
BUREAU OF CUSTOMS
Port of _____

102588717

DELIVERY PERMIT
NO.: _____

ENTRY NO.: _____

INFORMAL IMPORT DECLARATION AND ENTRY

IMPORTER/CONSIGNEE: _____

Address: _____

VESSEL/AIRLINE: _____ Bill of Lading/AWB/TAG/No.: _____

Date of Arrival: _____ Reg. No.: _____

Port/Airport of Origin: _____ Weight (Kgs.): _____

BROKER/REPRESENTATIVE: _____

MARK AND NUMBERS	NO. OF PACKAGES	DESCRIPTION OF ARTICLES	VALUE

I hereby declare that the above information is true and correct to the best of my knowledge and belief. In witness whereof, I hereunto affix my signature this _____ day of _____, 20____, at _____

(Declarant)

SUBSCRIBED AND SWORN to before me this _____ day of _____, 20____, at _____ declarant exhibiting to me his/her Residence Certificate/Passport No. _____ issued on _____, 20____ at _____

(Affix ₱ 1.50 Documentary Stamps and Customs Stamps)

(Notary Public or
Administering Officer)
(Under Sec. 3503, R.A. 1937)
Until Dec. 31, 20____

Doc. No. _____ Page No. _____
Book No. _____ Series of 20. _____

(OVER)

Note:

* - BOC Import Entry & Internal Revenue Declaration <http://ncstcustomsad2013.blogspot.com/2013/12/import-entry-and-internal-revenue.html>