



DEPARTMENT OF HEALTH
EPIDEMIOLOGY BUREAU

HIV/AIDS and ART Registry of the Philippines
Tel./Fax No. (02) 495-0513 Email: hivpicenter@gmail.com



HIV/AIDS Cases in Region IV-A (CALABARZON)

Table 1. HIV/AIDS cases by province (n=7,362)

	December 2017		Jan-Dec 2017		1984-present	
	AIDS	Asymptomatic	AIDS	Asymptomatic	AIDS	Asymptomatic
Batangas	2	10	25	173	98	757
Cavite	8	44	59	562	196	2,408
Laguna	1	29	61	333	161	1,349
Quezon	4	1	19	73	58	291
Rizal	11	37	75	427	208	1,836
Total	26	121	239	1,568	721	6,641

Table 2. HIV/AIDS cases by age group (n=7,362)

	Dec 2017	Jan-Dec 2017	1984-present
<15	0	7	21
15-24	46	537	1,944
25-34	71	925	3,890
35-49	25	298	1,303
50 & older	5	40	204
Total	147	1,807	7,362

	Dec 2017	Jan-Dec 2017	1984-present
Age range (median)	15-70 (27)	1-71 (27)	1-71 (28)

Table 3. HIV/AIDS cases by sex (n=7,361)*

	Dec 2017	Jan-Dec 2017	1984-present
Female	4	81	346
Male	143	1,726	7,015
Total	147	1,807	7,361

*No available data on sex for 1 case.

Table 4. HIV/AIDS cases by mode of transmission (n=7,362)

	Dec 2017	Jan-Dec 2017	1984-present
Sex with males & females*	37	515	2,298
Heterosexual	19	226	1,253
Male to male sex**	89	1,049	3,763
Mother to child	0	6	20
Unknown	2	11	28
Total	147	1,807	7,362

*Among males only | **No female partners


Table 5. HIV/AIDS cases among OFWs (n=920)

	Dec 2017	Jan-Dec 2017	1984-present
CALABARZON	5	137	920

Table 6. Reported HIV/AIDS deaths (n=312)

	Dec 2017	Jan-Dec 2017	1984-present
CALABARZON	2	82	312

Prepared by:


Richard L. Lepardo, RN
Nurse II

Checked by:


Ma. Justina G. Zapanta, RN, PHSAE
HIV Surveillance Officer

Noted by:


Noel S. Palaypayon, RN, MGM-ESP
Deputy HIV Unit Manager



DEPARTMENT OF HEALTH
EPIDEMIOLOGY BUREAU

HIV/AIDS and ART Registry of the Philippines
Tel./Fax No. (02) 495-0513 Email: hivpicenter@gmail.com



HIV/AIDS Cases in Batangas

Table 1. HIV/AIDS cases by municipality/city (n=855)

	December 2017		Jan-Dec 2017		1984-present	
	AIDS	Asymptomatic	AIDS	Asymptomatic	AIDS	Asymptomatic
Agoncillo	0	0	0	0	0	1
Alitagtag	0	0	0	0	2	2
Balayan	0	0	0	2	2	14
Balete	0	0	0	2	1	6
Batangas	0	3	6	48	29	190
Bauan	0	0	0	8	1	29
Calaca	0	0	0	4	0	15
Calatagan	0	0	1	2	1	8
Cuenca	0	0	0	2	0	11
Ibaan	0	0	0	6	0	12
Laurel	0	0	1	1	1	3
Lemery	0	0	2	2	4	16
Lian	0	1	0	4	0	4
Lipa	1	2	5	24	21	145
Lobo	0	1	0	3	1	6
Mabini	0	0	0	3	0	7
Malvar	0	0	0	2	2	13
Mataasnakahoy	0	0	0	0	0	5
Nasugbu	1	1	3	3	6	21
Padre Garcia	0	0	1	1	1	6
Rosario	0	0	0	6	2	19
San Jose	0	0	1	4	3	22
San Juan	0	0	1	6	3	25
San Luis	0	0	1	2	2	7
San Nicolas	0	0	0	2	0	7
San Pascual	0	0	1	4	2	25
Santa Teresita	0	0	0	1	0	2
Santo Tomas	0	1	0	9	2	37
Taal	0	1	0	5	1	17
Talisay	0	0	0	3	0	15
Tanauan	0	0	2	9	10	47
Taysan	0	0	0	4	1	10
Tuy	0	0	0	1	0	8
Unknown	0	0	0	0	0	2
Total	2	10	25	173	98	757

Table 2. HIV/AIDS cases by age group (n=855)

	Dec 2017	Jan-Dec 2017	1984-present
<15	0	1	2
15-24	6	60	221
25-34	6	102	463
35-49	0	31	148
50 & older	0	4	21
Total	12	198	855

	December 2017	Jan-Dec 2017	1984-present
Age range (median)	19-34 (24)	6-65 (27)	6-65 (28)

Table 3. HIV/AIDS cases by sex (n=855)

	Dec 2017	Jan-Dec 2017	1984-present
Female	1	8	31
Male	11	190	824
Total	12	198	855

Table 4. HIV/AIDS cases by mode of transmission (n=855)

	Dec 2017	Jan-Dec 2017	1984-present
Sex with males & females*	4	71	322
Heterosexual	2	29	168
Male to male sex**	5	95	358
Mother to child	0	1	2
Unknown	1	2	5
Total	12	198	855

*Among males only | **No female partners


Table 5. HIV/AIDS cases among OFWs (n=153)

	Dec 2017	Jan-Dec 2017	1984-present
Batangas	1	22	153

Table 6. Reported HIV/AIDS deaths (n=45)

	Dec 2017	Jan-Dec 2017	1984-present
Batangas	0	13	45

Prepared by:


Richard L. Lepardo, RN
Nurse II

Checked by:


Ma. Justina G. Zapanta, RN, PHSAE
HIV Surveillance Officer

Noted by:


Noel S. Palaypayon, RN, MGM-ESP
Deputy HIV Unit Manager



DEPARTMENT OF HEALTH
EPIDEMIOLOGY BUREAU

HIV/AIDS and ART Registry of the Philippines
Tel./Fax No. (02) 495-0513 Email: hivpicenter@gmail.com



HIV/AIDS Cases in Cavite

Table 1. HIV/AIDS cases by municipality/city (n=2,604)

	December 2017		Jan-Dec 2017		1984-present	
	AIDS	Asymptomatic	AIDS	Asymptomatic	AIDS	Asymptomatic
Alfonso	0	0	0	3	1	15
Amadeo	0	1	0	3	1	9
Bacoor	1	8	11	106	41	501
Carmona	0	1	0	6	4	44
Cavite	1	7	5	32	20	147
Dasmariñas	0	4	12	117	35	471
G. E. Aguinaldo	0	0	0	1	0	3
General Trias	1	2	7	35	11	141
GMA	1	2	3	21	5	70
Imus	2	6	7	91	33	429
Indang	0	2	0	8	6	20
Kawit	0	1	2	17	6	68
Magallanes	0	0	0	0	1	4
Maragondon	0	0	0	2	0	9
Mendez	0	2	0	4	1	11
Naic	0	0	2	8	5	41
Noveleta	0	0	2	6	2	35
Rosario	0	0	1	22	4	72
Silang	0	2	4	29	6	106
Tagaytay	1	2	1	11	2	35
Tanza	1	3	1	15	8	94
Ternate	0	1	0	3	1	8
Trece Martires	0	0	1	21	3	73
Unknown	0	0	0	1	0	2
Total	8	44	59	562	196	2,408

Table 2. HIV/AIDS cases by age group (n=2,604)

	Dec 2017	Jan-Dec 2017	1984-present
<15	0	2	8
15-24	14	184	672
25-34	26	324	1,368
35-49	8	93	479
50 & older	4	18	77
Total	52	621	2,604

	December 2017	Jan-Dec 2017	1984-present
Age range (median)	19-70 (27)	1-71 (27)	1-71 (28)

Table 3. HIV/AIDS cases by sex (n=2,604)

	Dec 2017	Jan-Dec 2017	1984-present
Female	1	25	152
Male	51	596	2,452
Total	52	621	2,604

Table 4. HIV/AIDS cases by mode of transmission (n=2,604)

	Dec 2017	Jan-Dec 2017	1984-present
Sex with males & females*	11	163	758
Heterosexual	9	73	499
Male to male sex**	32	379	1,331
Mother to child	0	2	8
Unknown	0	4	8
Total	52	621	2,604

*Among males only | **No female partners


Table 5. HIV/AIDS cases among OFWs (n=334)

	Dec 2017	Jan-Dec 2017	1984-present
Cavite	1	40	334

Table 6. Reported HIV/AIDS deaths (n=94)

	Dec 2017	Jan-Dec 2017	1984-present
Cavite	0	22	94

Prepared by:


Richard L. Lepardo, RN
Nurse II

Checked by:


Ma. Justina G. Zapanta, RN, PHSAE
HIV Surveillance Officer

Noted by:


Noel S. Palaypayon, RN, MGM-ESP
Deputy HIV Unit Manager



DEPARTMENT OF HEALTH
EPIDEMIOLOGY BUREAU

HIV/AIDS and ART Registry of the Philippines
Tel./Fax No. (02) 495-0513 Email: hivpicenter@gmail.com



HIV/AIDS Cases in Laguna

Table 1. HIV/AIDS cases by municipality/city (n=1,510)

	December 2017		Jan-Dec 2017		1984-present	
	AIDS	Asymptomatic	AIDS	Asymptomatic	AIDS	Asymptomatic
Alaminos	0	0	0	3	1	11
Bay	0	0	1	1	2	13
Biñan	0	2	11	40	22	194
Cabuyao	1	2	3	28	16	113
Calamba	0	1	6	46	22	188
Calauan	0	1	0	5	3	16
Cavinti	0	0	0	2	1	6
Famy	0	0	0	0	0	2
Kalayaan	0	0	0	1	0	3
Liliw	0	0	0	5	0	11
Los Baños	0	1	1	17	4	53
Luisiana	0	0	1	2	1	4
Lumban	0	0	1	3	1	7
Mabitac	0	0	0	1	0	6
Magdalena	0	0	1	1	1	4
Majayjay	0	0	1	0	1	3
Nagcarlan	0	1	3	3	3	20
Paete	0	0	0	2	1	8
Pagsanjan	0	2	4	10	4	22
Pakil	0	0	0	1	0	3
Pangil	0	0	0	1	0	4
Pila	0	0	1	1	2	8
Rizal	0	1	0	1	0	2
San Pablo	0	2	1	21	9	82
San Pedro	0	9	13	58	32	227
Santa Cruz	0	5	3	23	7	44
Santa Maria	0	0	0	2	1	5
Santa Rosa	0	2	9	53	25	261
Siniloan	0	0	0	1	0	9
Unknown	0	0	0	1	1	17
Victoria	0	0	1	0	1	3
Total	1	29	61	333	161	1,349

Table 2. HIV/AIDS cases by age group (n=1,510)

	Dec 2017	Jan-Dec 2017	1984-present
<15	0	2	3
15-24	10	112	389
25-34	14	203	783
35-49	5	69	286
50 & older	1	8	49
Total	30	394	1,510

	December 2017	Jan-Dec 2017	1984-present
Age range (median)	15-51 (26)	2-63 (28)	2-69 (28)

Table 3. HIV/AIDS cases by sex (n=1,509)*

	Dec 2017	Jan-Dec 2017	1984-present
Female	1	19	54
Male	29	375	1,455
Total	30	394	1,509

*No available data on sex for 1 case.

Table 4. HIV/AIDS cases by mode of transmission (n=1,510)

	Dec 2017	Jan-Dec 2017	1984-present
Sex with males & females*	13	117	491
Heterosexual	4	54	219
Male to male sex**	13	218	787
Mother to child	0	2	3
Unknown	0	3	10
Total	30	394	1,510

*Among males only | **No female partners

Table 5. HIV/AIDS cases among OFWs (n=196)

	Dec 2017	Jan-Dec 2017	1984-present
Laguna	1	35	196

Table 6. Reported HIV/AIDS deaths (n=71)

	Dec 2017	Jan-Dec 2017	1984-present
Laguna	0	18	71

Prepared by:

Richard L. Lepardo, RN
Nurse II

Checked by:

Ma. Justina G. Zapanta, RN, PHSAE
HIV Surveillance Officer

Noted by:

Noel S. Palaypayon, RN, PHSAE
Deputy HIV Unit Manager



DEPARTMENT OF HEALTH
EPIDEMIOLOGY BUREAU

HIV/AIDS and ART Registry of the Philippines
Tel./Fax No. (02) 495-0513 Email: hivpicenter@gmail.com



HIV/AIDS Cases in Quezon

Table 1. HIV/AIDS cases by municipality/city (n=349)

	December 2017		Jan-Dec 2017		1984-present	
	AIDS	Asymptomatic	AIDS	Asymptomatic	AIDS	Asymptomatic
Alabat	0	0	0	0	1	2
Atimonan	0	0	0	4	2	12
Buenavista	0	0	0	1	0	1
Burdeos	0	0	0	0	1	0
Calauag	0	0	0	1	1	8
Candelaria	0	0	0	2	2	13
Catanauan	0	0	1	2	1	6
Dolores	0	0	0	1	0	4
General Luna	0	0	0	0	0	1
Guinayangan	0	0	0	3	1	5
Gumaca	0	0	0	2	3	9
Infanta	0	0	0	2	1	4
Lopez	1	0	1	3	3	10
Lucban	0	0	1	4	3	16
Lucena	1	1	9	16	20	72
Macalelon	0	0	0	0	0	2
Mauban	0	0	1	0	1	4
Mulanay	0	0	0	1	0	5
Padre Burgos	0	0	0	2	0	3
Pagbilao	0	0	0	2	2	17
Panukulan	0	0	0	1	0	1
Plaridel	0	0	0	1	0	2
Polillo	0	0	1	0	2	1
Quezon	0	0	0	2	1	4
Real	0	0	1	0	1	5
Sampaloc	0	0	0	1	0	3
San Andres	0	0	0	1	0	1
San Antonio	0	0	0	0	0	2
San Francisco	0	0	0	1	0	1
San Narciso	0	0	0	0	0	1
Sariaya	0	0	2	4	4	20
Tagkawayan	0	0	0	1	0	8
Tayabas	1	0	1	10	5	25
Tiaong	0	0	0	4	2	17
Unisan	1	0	1	1	1	2
Unknown	0	0	0	0	0	4
Total	4	1	19	73	58	291

Table 2. HIV/AIDS cases by age group (n=349)

	Dec 2017	Jan-Dec 2017	1984-present
<15	0	1	2
15-24	1	28	91
25-34	4	52	193
35-49	0	9	56
50 & older	0	2	7
Total	5	92	349

	December 2017	Jan-Dec 2017	1984-present
Age range (median)	21-33 (26)	5-58 (26)	5-58 (28)

Table 3. HIV/AIDS cases by sex (n=349)

	Dec 2017	Jan-Dec 2017	1984-present
Female	0	2	19
Male	5	90	330
Total	5	92	349

Table 4. HIV/AIDS cases by mode of transmission (n=349)

	Dec 2017	Jan-Dec 2017	1984-present
Sex with males & females*	1	35	110
Heterosexual	1	13	69
Male to male sex**	3	43	167
Mother to child	0	1	2
Unknown	0	0	1
Total	5	92	349

*Among males only | **No female partners


Table 5. HIV/AIDS cases among OFWs (n=47)

	Dec 2017	Jan-Dec 2017	1984-present
Quezon	0	7	47

Table 6. Reported HIV/AIDS deaths (n=16)

	Dec 2017	Jan-Dec 2017	1984-present
Quezon	0	5	16

Prepared by:


Richard L. Lepardo, RN
Nurse II

Checked by:


Ma. Justina G. Zapanta, RN, PHSAE
HIV Surveillance Officer

Noted by:


Noel S. Palaypayon, RN, MGM-ESP
Deputy HIV Unit Manager



DEPARTMENT OF HEALTH
EPIDEMIOLOGY BUREAU

HIV/AIDS and ART Registry of the Philippines
Tel./Fax No. (02) 495-0513 Email: hivpicenter@gmail.com



HIV/AIDS Cases in Rizal

Table 1. HIV/AIDS cases by municipality/city (n=2044)

	December 2017		Jan-Dec 2017		1984-present	
	AIDS	Asymptomatic	AIDS	Asymptomatic	AIDS	Asymptomatic
Angono	1	1	5	16	11	59
Antipolo	2	6	30	152	80	609
Baras	0	0	1	2	1	9
Binangonan	0	1	6	25	13	111
Cainta	0	13	9	93	35	436
Cardona	0	1	0	1	0	7
Jala-Jala	0	0	0	3	2	6
Morong	0	0	0	4	0	15
Pililla	0	1	1	5	2	13
Rodriguez	4	3	6	34	14	166
San Mateo	2	3	8	34	17	160
Tanay	0	1	0	11	3	29
Taytay	1	5	7	44	22	196
Teresa	1	2	2	3	5	13
Unknown	0	0	0	0	3	7
Total	11	37	75	427	208	1,836

Table 2. HIV/AIDS cases by age group (n=2,044)

	Dec 2017	Jan-Dec 2017	1984-present
<15	0	1	6
15-24	15	153	571
25-34	21	244	1,083
35-49	12	96	334
50 & older	0	8	50
Total	48	502	2,044

	December 2017	Jan-Dec 2017	1984-present
Age range (median)	18-47 (28)	14-66 (28)	1-71 (28)

Table 3. HIV/AIDS cases among OFWs (n=190)

	Dec 2017	Jan-Dec 2017	1984-present
Rizal	2	33	190

Table 4. HIV/AIDS cases by sex (n=2,044)

	Dec 2017	Jan-Dec 2017	1984-present
Female	1	27	90
Male	47	475	1,954
Total	48	502	2,044

Table 5. HIV/AIDS cases by mode of transmission (n=2044)


	Dec 2017	Jan-Dec 2017	1984-present
Sex with males & females*	8	129	617
Heterosexual	3	57	298
Male to male sex**	36	314	1,120
Mother to child	0	0	5
Unknown	1	2	4
Total	48	502	2,044

*Among males only | **No female partners

Table 6. Reported HIV/AIDS deaths (n=85)

	Dec 2017	Jan-Dec 2017	1984-present
Rizal	2	23	85

Prepared by:


Richard L. Lepardo, RN
Nurse II

Checked by:


Ma. Justina G. Zapanta, RN, PHSAE
HIV Surveillance Officer

Noted by:


Noel S. Palaypayon, RN, MGM-ESP
Deputy HIV Unit Manager