

# Location Facts & Demographics

Demographics are determined by a 10 minute drive from 1916 4TH STREET NW, Albuquerque, NM 87102

CITY, STATE

Albuquerque, NM

POPULATION

160,079

AVG. HHSIZE

2.27

MEDIAN HH INCOME

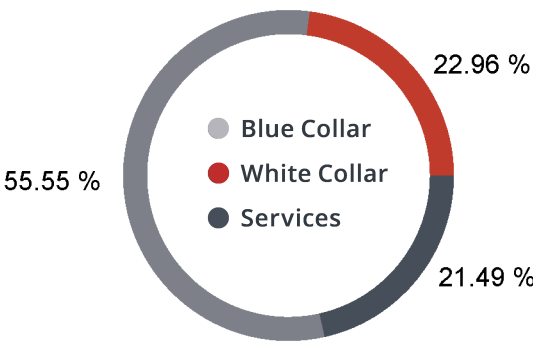
\$42,390

HOME OWNERSHIP

Renters: 34,842

Owners: 34,937

EMPLOYMENT



45.48 %  
Employed

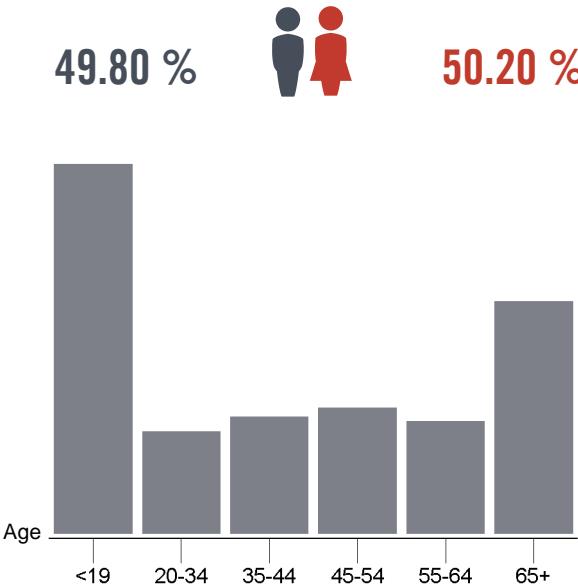
2.07 %  
Unemployed

EDUCATION

High School Grad: 24.10 %  
Some College: 23.43 %  
Associates: 4.89 %  
Bachelors: 32.39 %

GENDER & AGE

49.80 %  
50.20 %

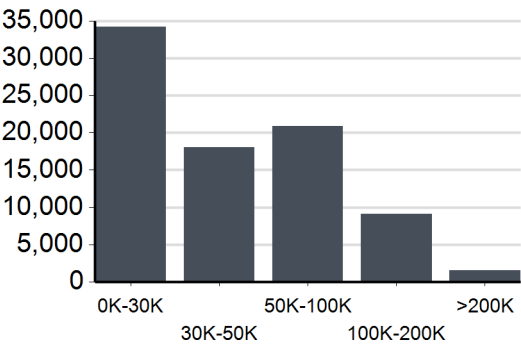


RACE & ETHNICITY

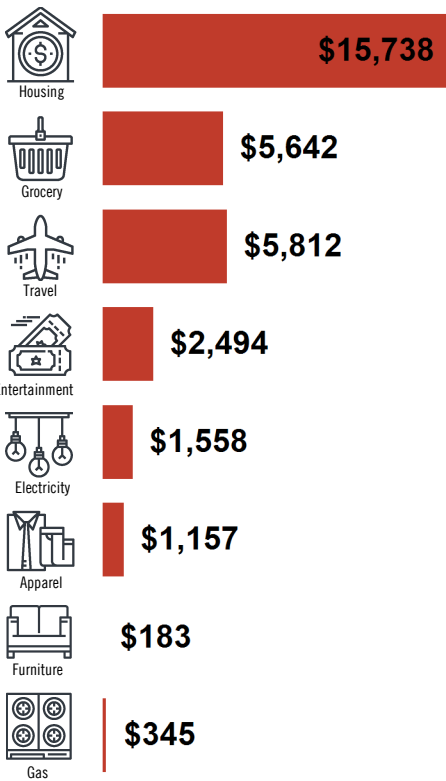
White: 43.41 %  
Asian: 0.41 %  
Native American: 2.65 %  
Pacific Islanders: 0.00 %  
African-American: 0.85 %  
Hispanic: 38.55 %  
Two or More Races: 14.13 %



INCOME BY HOUSEHOLD



HH SPENDING

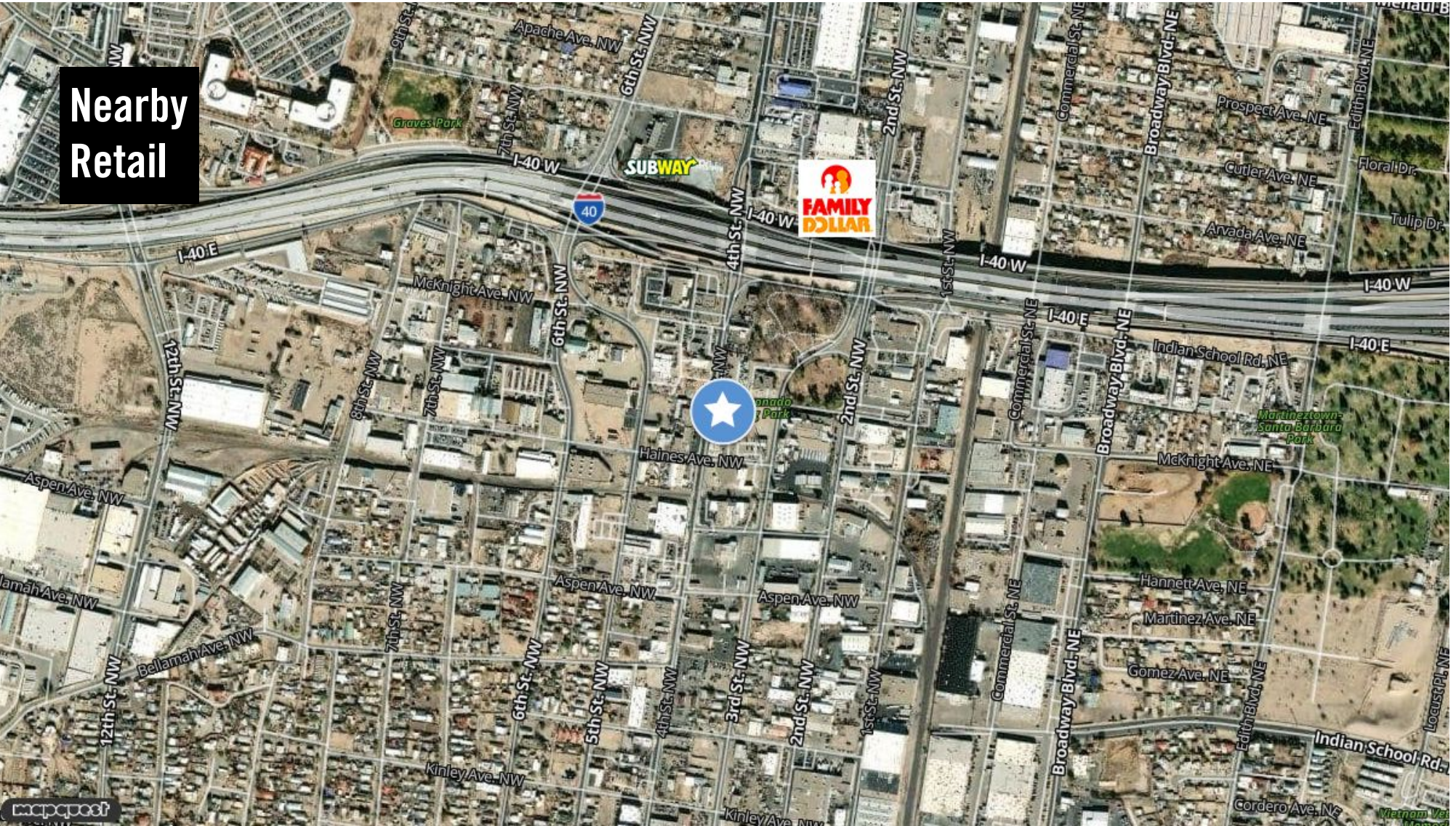




# SEC 4TH STREET NW

Coldwell Banker Commercial Las Colinas

4801 Lang Ave NE Suite 110 Albuquerque, NM 87109 | 505-897-7227

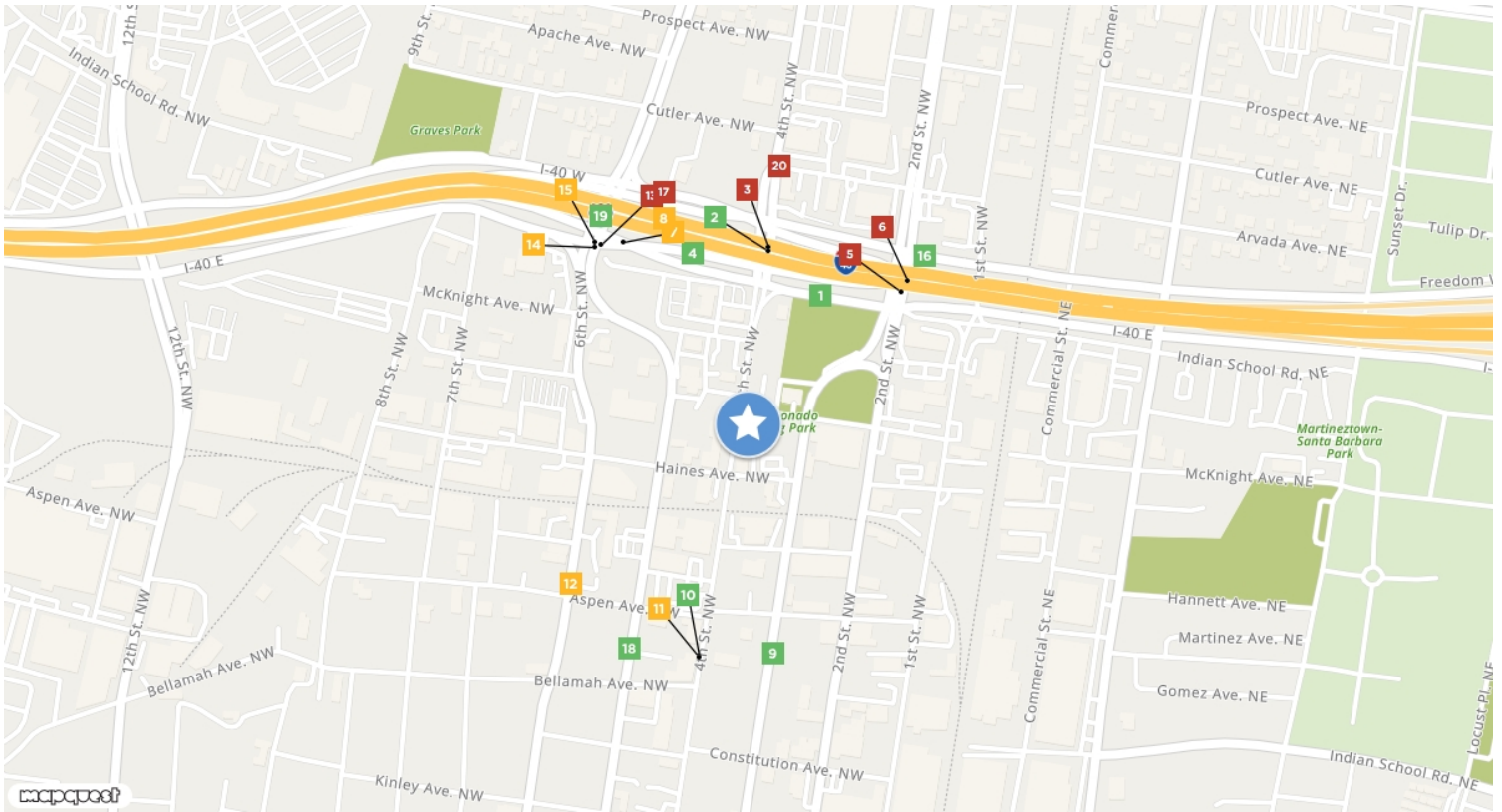


**April Ager**  
Aprila@CBCworldwide.com  
505-269-5771



# SEC 4TH STREET NW

## Traffic Counts

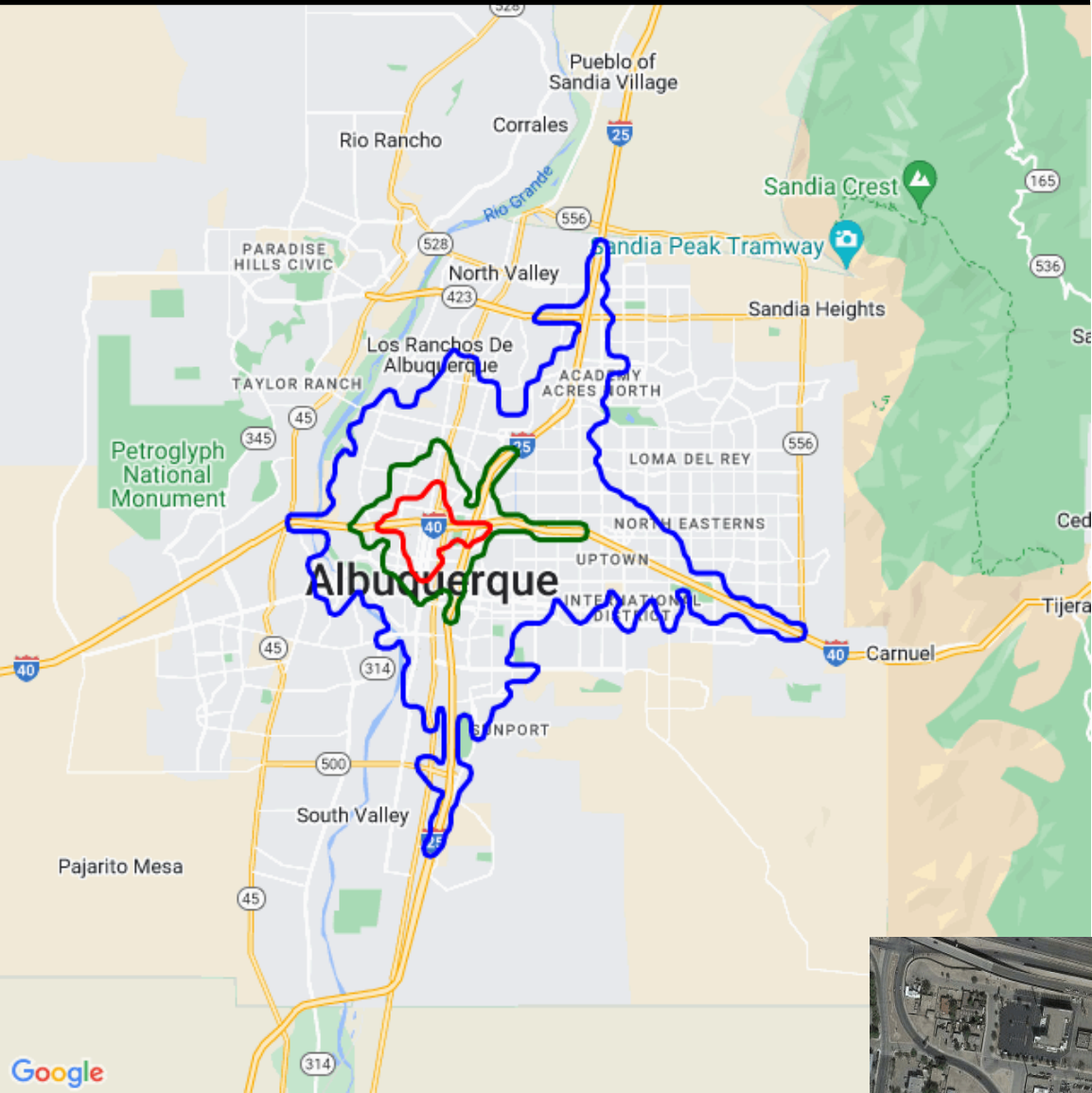


<b>Indian School Road</b> <b>1</b> 3rd St NW Year: 2021 2,788 est Year: 2018 4,360 Year: 2017 765	<b>4th Street Northwest</b> <b>2</b> I- 40 Year: 2021 3,280 est Year: 2018 240 Year: 2017 11,567	<b>4th Street Northwest</b> <b>3</b> Year: 2021 17,057 est Year: 2018 11,067 Year: 2017 24,283	<b>Indian School Rd NW</b> <b>4</b> 5th St NW Year: 2021 6,137 est Year: 2018 982 Year: 2017 12,453	<b>2nd Street Northwest</b> <b>5</b> Year: 2021 9,194 est Year: 2018 12,528 Year: 2017 4,827
<b>2nd Street Northwest</b> <b>6</b> Year: 2021 9,360 est Year: 2018 13,068 Year: 2017 4,524	<b>4th Street Northwest</b> <b>7</b> Year: 2021 5,126 est Year: 2018 8,357 Year: 2017 925	<b>Coronado Freeway</b> <b>8</b> 5th St NW Year: 2021 31,282 est Year: 2018 9,911 Year: 2017 58,032	<b>3rd Street Northwest</b> <b>9</b> Aspen Ave NW Year: 2021 4,116 est Year: 2018 4,123 Year: 2017 4,012	<b>4th Street Northwest</b> <b>10</b> Bellamah Ave NW Year: 2021 6,383 est Year: 2018 610 Year: 2017 16,700
<b>4th Street Northwest</b> <b>11</b> Year: 2021 9,683 est Year: 2018 8,812 Year: 2017 10,629	<b>6th Street Northwest</b> <b>12</b> Year: 2021 8,850 est Year: 2018 7,306 Year: 2017 10,613	<b>5th Street Northwest</b> <b>13</b> Year: 2021 9,292 est Year: 2018 12,995 Year: 2017 4,357	<b>5th Street Northwest</b> <b>14</b> Year: 2021 6,460 est Year: 2018 6,467 Year: 2017 6,333	<b>4th Street Northwest</b> <b>15</b> Year: 2021 6,152 est Year: 2018 5,616 Year: 2017 6,601
<b>I-40 North Frontage Road</b> <b>16</b> Year: 2021 13,238 est Year: 2018 3,825 Year: 2017 24,663	<b>6th Street Northwest</b> <b>17</b> N Frontage Rd Year: 2021 7,410 est Year: 2018 12,412 Year: 2017 925	<b>5th Street Northwest</b> <b>18</b> Bellamah Ave NW Year: 2021 4,596 est Year: 2018 2,907 Year: 2017 6,618	<b>Coronado Freeway</b> <b>19</b> 6th St NW Year: 2021 5,715 est Year: 2018 451 Year: 2017 12,446	<b>Arvada Avenue Northwest</b> <b>20</b> Year: 2021 12,170 est Year: 2018 13,919 Year: 2017 10,258



# SEC 4TH STREET NW

## Demographic Report



## SEC 4TH STREET NW

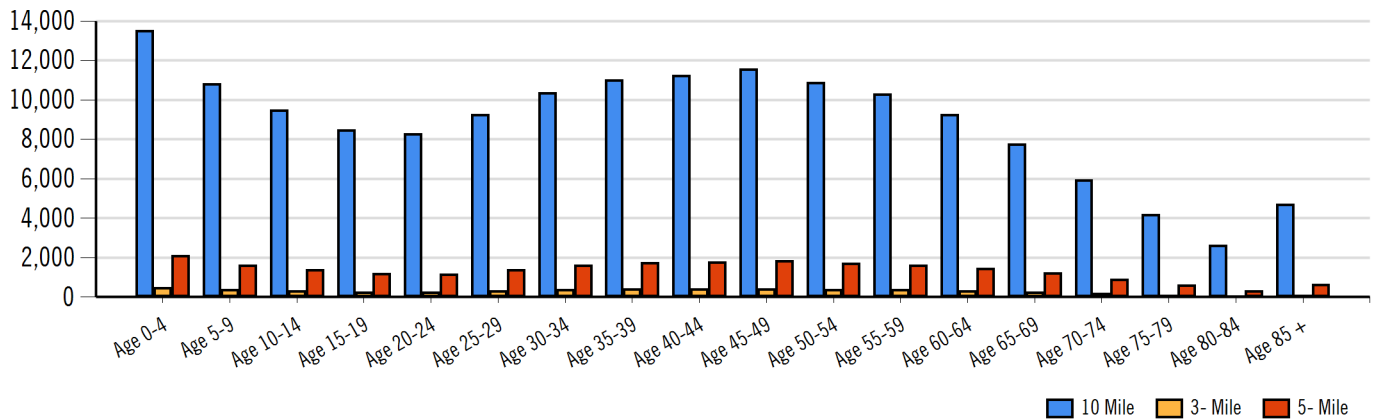
### Population

Distance	Male	Female	Total
3- Minute	2,938	2,825	5,763
5- Minute	12,442	12,333	24,775
10 Minute	79,726	80,353	160,079

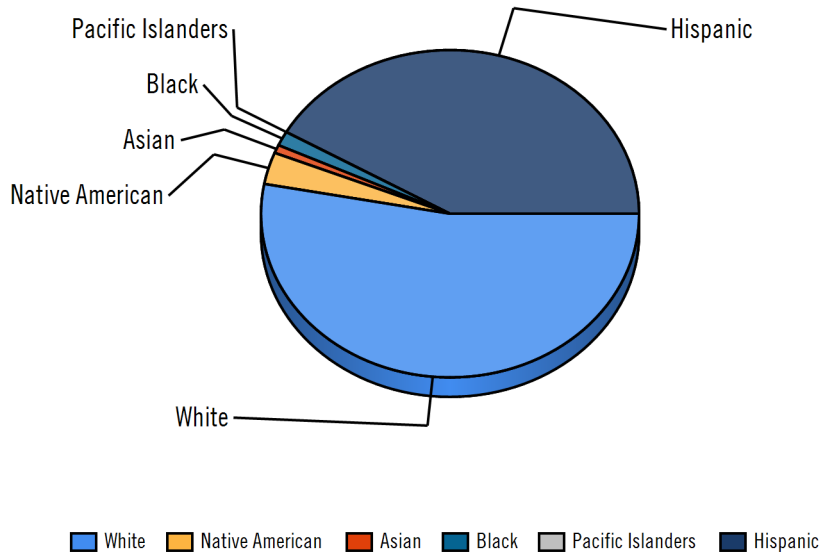




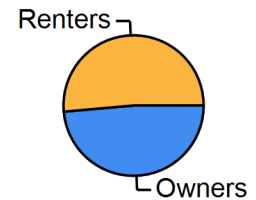
## Population by Distance and Age (2020)



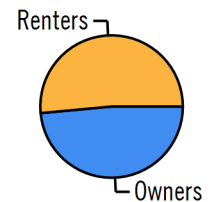
## Ethnicity within 5 Minute



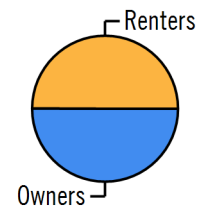
### Home Ownership 3 Minute



### Home Ownership 5 Minute



### Home Ownership 10 Minute



## Employment by Distance

Distance	Employed	Unemployed	Unemployment Rate
3-Minute	2,630	95	1.60 %
5-Minute	11,239	447	2.25 %
10-Minute	72,799	3,307	3.33 %

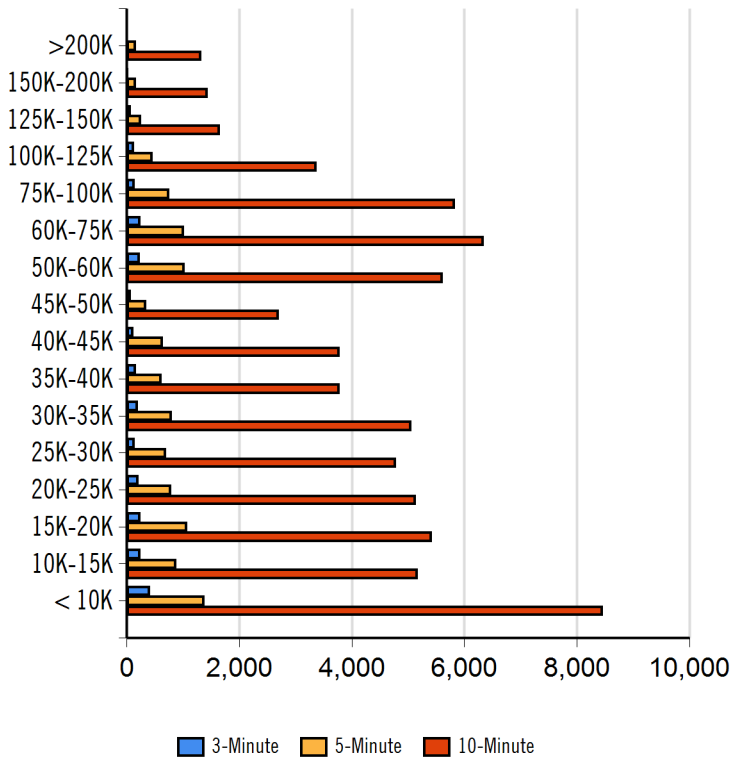


# SEC 4TH STREET NW

## Labor & Income

	Agriculture	Mining	Construction	Manufacturing	Wholesale	Retail	Transportation	Information	Professional	Utility	Hospitality	Pub-Admin	Other
3-Minute	5	25	225	126	55	247	102	132	219	681	410	164	171
5-Minute	38	73	833	459	289	933	411	450	1,112	3,224	1,770	631	692
10-Minute	611	232	6,078	3,512	1,730	8,566	2,515	1,721	8,451	19,342	10,025	3,724	4,511

## Household Income



### Radius Median Household Income

3-Minute	\$30,901.06
5-Minute	\$38,067.71
10-Minute	\$42,389.83

### Radius Average Household Income

3-Minute	\$42,318.56
5-Minute	\$50,292.73
10-Minute	\$52,445.57

### Radius Aggregate Household Income

3-Minute	\$105,689,070.11
5-Minute	\$504,497,322.17
10-Minute	\$3,479,229,389.60

## Education

	3-Minute	5-Minute	10-Minute
Pop > 25	3,969	17,156	109,387
High School Grad	1,197	4,375	26,364
Some College	758	3,690	25,628
Associates	151	694	5,346
Bachelors	462	2,216	16,418
Masters	252	1,255	8,677
Prof. Degree	56	353	2,556
Doctorate	62	305	1,658

## Tapestry

	3-Minute	5-Minute	10-Minute
Vacant Ready For Rent	60 %	72 %	98 %
Teen's	30 %	43 %	62 %
Expensive Homes	0 %	0 %	2 %
Mobile Homes	9 %	25 %	42 %
New Homes	13 %	15 %	30 %
New Households	55 %	74 %	101 %
Military Households	5 %	9 %	23 %
Households with 4+ Cars	26 %	31 %	53 %
Public Transportation Users	28 %	41 %	41 %
Young Wealthy Households	20 %	34 %	26 %

This Tapestry information compares this selected market against the average. If a tapestry is over 100% it is above average for that statistic. If a tapestry is under 100% it is below average.



# SEC 4TH STREET NW



Coldwell Banker Commercial Las Colinas

4801 Lang Ave NE Suite 110 Albuquerque, NM 87109 | 505-897-7227

## Expenditures

	3-Minute	%	5-Minute	%	10-Minute	%
<b>Total Expenditures</b>	98,351,497		440,048,411		2,890,034,752	
<b>Average annual household</b>	38,693		41,495		42,443	
<b>Food</b>	5,226	13.51 %	5,534	13.34 %	5,642	13.29 %
Food at home	3,578		3,733		3,788	
Cereals and bakery products	505		529		537	
Cereals and cereal products	180		189		191	
Bakery products	325		339		345	
Meats poultry fish and eggs	733		759		769	
Beef	171		177		180	
Pork	132		136		138	
Poultry	139		143		145	
Fish and seafood	116		120		122	
Eggs	60		62		63	
Dairy products	353		370		377	
Fruits and vegetables	713		748		759	
Fresh fruits	104		110		111	
Processed vegetables	142		148		149	
Sugar and other sweets	132		137		139	
Fats and oils	112		118		119	
Miscellaneous foods	676		703		714	
Nonalcoholic beverages	317		326		330	
Food away from home	1,647		1,800		1,853	
Alcoholic beverages	258		281		290	
<b>Housing</b>	14,638	37.83 %	15,463	37.26 %	15,738	37.08 %
Shelter	8,783		9,299		9,474	
Owned dwellings	4,717		5,186		5,325	
Mortgage interest and charges	2,283		2,529		2,608	
Property taxes	1,559		1,728		1,782	
Maintenance repairs	874		927		934	
Rented dwellings	3,493		3,457		3,458	
Other lodging	572		655		689	
Utilities fuels	3,621		3,771		3,811	
Natural gas	319		339		345	
Electricity	1,505		1,547		1,558	
Fuel oil	132		142		143	
Telephone services	1,110		1,161		1,173	
Water and other public services	552		580		588	
<b>Household operations</b>	924	2.39 %	996	2.40 %	1,024	2.41 %
Personal services	245		267		278	
Other household expenses	679		729		745	
Housekeeping supplies	497		523		536	
Laundry and cleaning supplies	142		147		149	
Other household products	279		297		306	
Postage and stationery	75		78		80	
Household furnishings	812		872		892	
Household textiles	65		68		69	
Furniture	154		174		183	
Floor coverings	16		20		20	
Major appliances	119		127		125	
Small appliances	74		79		80	
Miscellaneous	381		403		412	
<b>Apparel and services</b>	1,079	2.79 %	1,125	2.71 %	1,157	2.73 %
Men and boys	187		202		210	
Men 16 and over	148		163		171	
Boys 2 to 15	38		38		39	
Women and girls	400		420		428	



**April Ager**  
 AprilA@CBCworldwide.com  
 505-269-5771



This information supplied herein is from sources we deem reliable. It is provided without any representation, warranty or guarantee, expressed or implied as to its accuracy. Prospective Buyer or Tenant should conduct an independent investigation and verification of all matters deemed to be material, including, but not limited to, statements of income and expenses. Consult your attorney, accountant, or other prof. advisor.



# SEC 4TH STREET NW



Coldwell Banker Commercial Las Colinas

4801 Lang Ave NE Suite 110 Albuquerque, NM 87109 | 505-897-7227

Women 16 and over	328	348	356
Girls 2 to 15	72	71	71
Children under 2	85	85	87

## Expenditures (Continued)

	3-Minute	%	5-Minute	%	10-Minute	%
<b>Total Expenditures</b>	98,351,497		440,048,411		2,890,034,752	
<b>Average annual household</b>	38,693		41,495		42,443	
<b>Transportation</b>	5,332	13.78 %	5,711	13.76 %	5,812	13.69 %
Vehicle purchases	1,134		1,255		1,284	
Cars and trucks new	530		618		637	
Cars and trucks used	576		605		615	
Gasoline and motor oil	1,810		1,895		1,917	
Other vehicle expenses	2,054		2,188		2,224	
Vehicle finance charges	132		142		146	
Maintenance and repairs	706		755		769	
Vehicle insurance	976		1,029		1,041	
Vehicle rental leases	239		260		267	
Public transportation	332		371		385	
<b>Health care</b>	3,077	7.95 %	3,298	7.95 %	3,346	7.88 %
Health insurance	2,070		2,202		2,233	
Medical services	601		658		670	
Drugs	307		330		334	
Medical supplies	99		106		108	
<b>Entertainment</b>	2,280	5.89 %	2,443	5.89 %	2,494	5.88 %
Fees and admissions	356		409		429	
Television radios	896		932		943	
Pets toys	840		898		915	
Personal care products	493		529		542	
Reading	44		48		49	
Education	920		1,007		1,062	
Tobacco products	399		400		400	
<b>Miscellaneous</b>	597	1.54 %	655	1.58 %	677	1.60 %
<b>Cash contributions</b>	1,026		1,120		1,145	
<b>Personal insurance</b>	3,319		3,875		4,083	
Life and other personal insurance	131		140		142	
Pensions and Social Security	3,188		3,734		3,940	

Estimated Households					Housing Occupied By		Housing Occupancy		
Distance	Year	Projection	2018	Change	1 Person	Family	Owner	Renter	Vacant
3-Minute	2020	3,004	2,646	52.34 %	1,232	1,440	1,466	1,538	404
5-Minute	2020	12,911	11,180	296.33 %	5,383	6,083	6,282	6,629	1,511
10-Minute	2020	82,267	70,608	1,977.62 %	31,773	41,367	41,143	41,124	9,783
3-Minute	2023	2,618	2,646	-36.75 %	1,073	1,257	1,276	1,342	1,005
5-Minute	2023	11,213	11,180	-39.52 %	4,665	5,297	5,449	5,764	4,102
10-Minute	2023	71,334	70,608	5.63 %	27,467	35,960	35,738	35,595	26,097



**April Ager**  
 Aprila@CBCworldwide.com  
 505-269-5771



This information supplied herein is from sources we deem reliable. It is provided without any representation, warranty or guarantee, expressed or implied as to its accuracy. Prospective Buyer or Tenant should conduct an independent investigation and verification of all matters deemed to be material, including, but not limited to, statements of income and expenses. Consult your attorney, accountant, or other prof. advisor.