

BUILD-TO-SUIT OR GROUND LEASE

Pad Site with Drive- Thru Potential

AVAILABLE
Up to ±1,400 SF

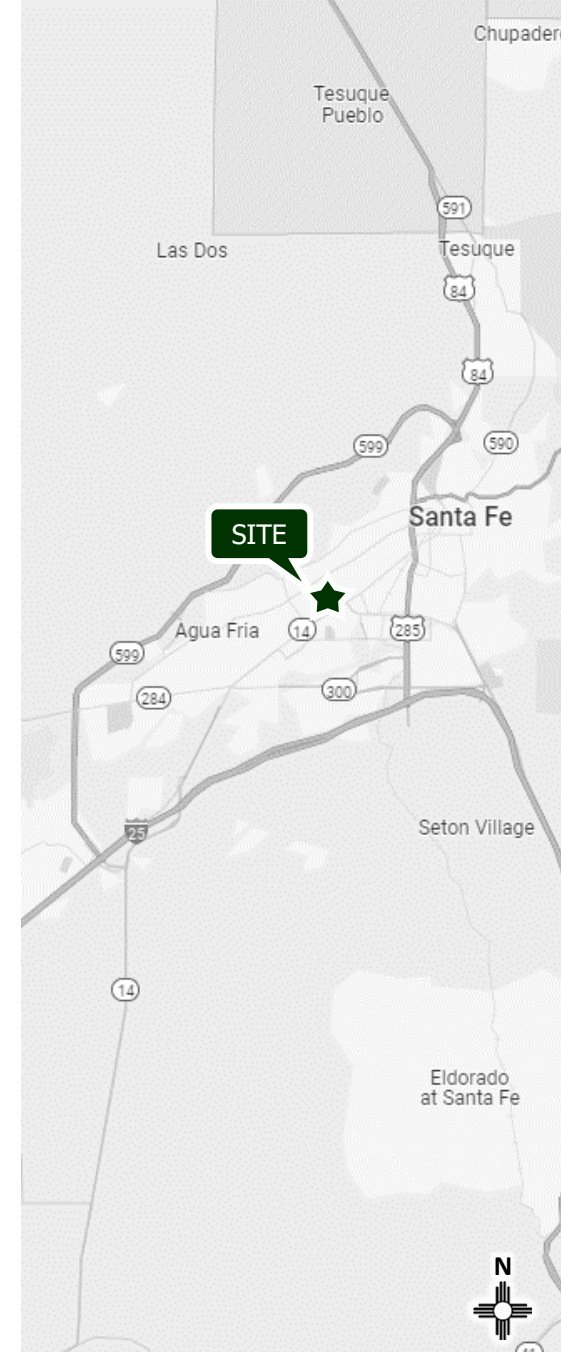
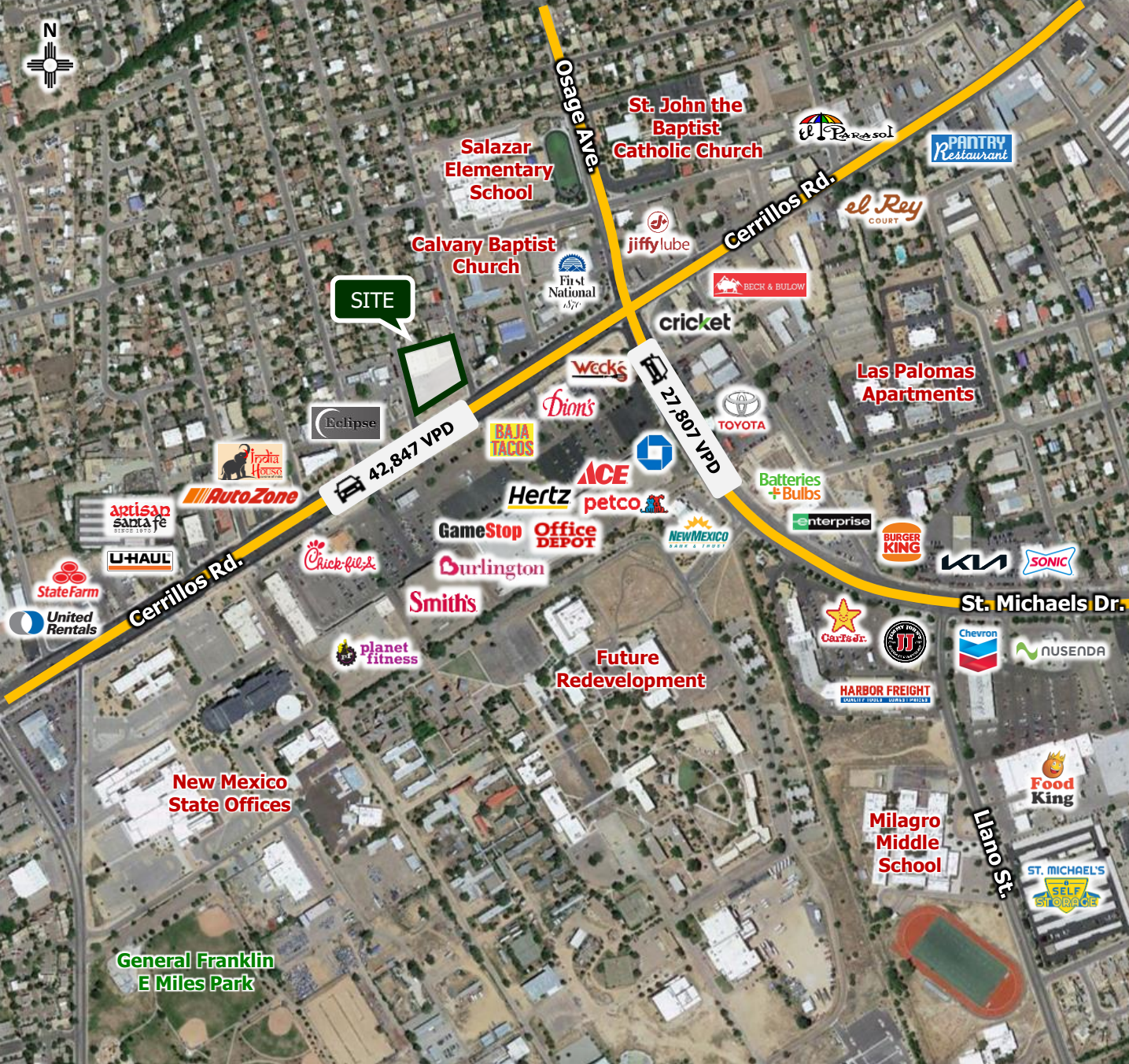
LEASE RATE
See Advisors

ZONING
C-2 | General Commercial

HIGHLIGHTS

- High visibility
- On main retail corridor in the heart of Santa Fe
- Dense population and employment base
- Ample parking with shared access agreement
- Strong car accounts:
 - Cerrillos Rd. at 42,847
 - St. Michaels Dr. at 27,807
- National Co-tenancy:
 - O'Reilly Auto Parts
 - H&R Block

2100 Cerrillos Rd. Santa Fe, NM 87505



**BUILD-TO-SUIT OR
GROUND LEASE**

Pad Site with Drive-Thru Potential
2100 Cerrillos Rd. Santa Fe, NM 87505

Carlos Garcia
505.670.3181/Owner Broker
carlos@garsagroup.com

Joel Cumplido
505.670.3328
joel@garsagroup.com



PHOTOS



**BUILD-TO-SUIT OR
GROUND LEASE**

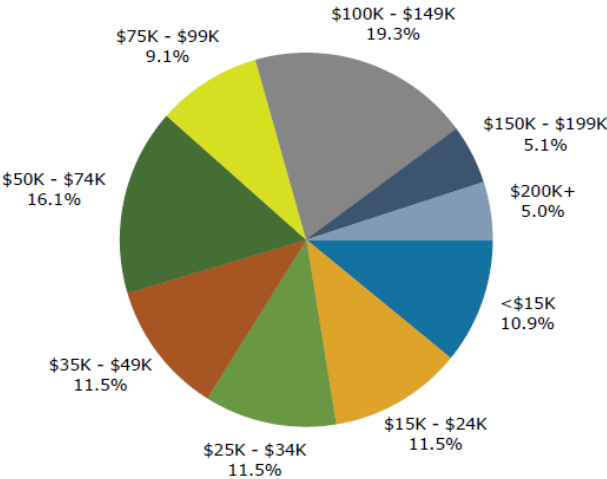
Pad Site with Drive-Thru Potential
2100 Cerrillos Rd. Santa Fe, NM 87505

Carlos Garcia
505.670.3181/Owner Broker
carlos@garsagroup.com

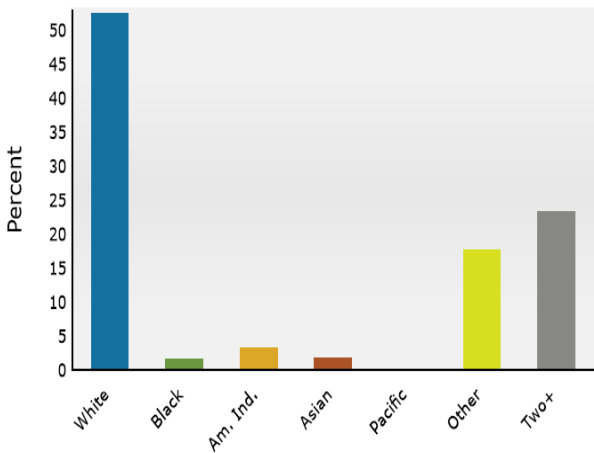
Joel Cumplido
505.670.3328
joel@garsagroup.com

2024 Forecasted by ESRI	1 Mile	3 Mile	5 Mile
Population	9,970	59,624	96,887
Households	4,658	28,959	44,713
Families	2,176	13,423	23,088
Average Households Size	2.11	2.03	2.13
Median Age	44.8	48.6	47.4
Media HH Income	\$55,365	\$72,022	\$76,981
Average HH Income	\$79,926	\$97,591	\$109,476
Total Business	1,067	5,408	6,731
Total Employees	10,477	64,780	78,888

HH Income – 1 mile radius



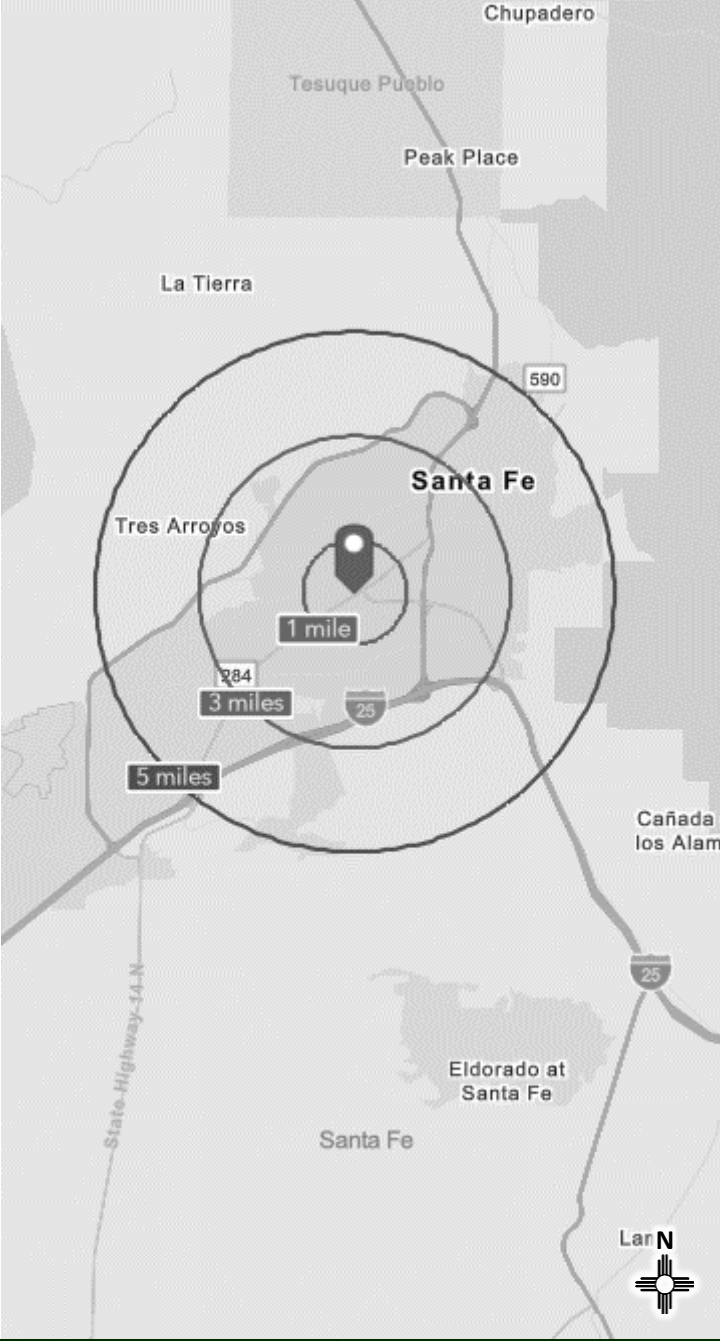
Population by Race – 1 mile radius



2024 Percent Hispanic Origin:54.7%

The information contained in this flyer is believed reliable. While we do not doubt the accuracy, we have not verified it and make no guarantee, warranty or representation about it. It is your responsibility to independently confirm its accuracy and completeness. Any projection, opinion, assumption or estimated uses are for example only and do not represent the current or future performance of the property. The value of this transaction to you depends on many factors which should be evaluated by your tax, financial, and legal counsel. You and your counsel should conduct a careful independent investigation of the property to determine that it is suitable to your needs.

DEMOGRAPHICS



BUILD-TO-SUIT OR
GROUND LEASE

Pad Site with Drive-Thru Potential
2100 Cerrillos Rd. Santa Fe, NM 87505

Carlos Garcia
505.670.3181/Owner Broker
carlos@garsagroup.com

Joel Cumplido
505.670.3328
joel@garsagroup.com