

VERNDALE OFFICE PARK NEAR I-496 & CREYTS ROAD



FOR LEASE

6005, 6015 & 6105
W. St. Joseph Hwy.,
Lansing, MI

AVAILABLE SPACE

536 to
12,188± SF

ERIC F. ROSEKRANS, CCIM, CPM

Executive Vice President

Direct: 517 319-9209

eric.rosekrans@martincommercial.com

THOMAS JAMIESON, SIOR

Senior Vice President, Office Advisor

Direct: 517 319-9235

thomas.jamieson@martincommercial.com



1111 Michigan Ave., Ste 300
East Lansing, MI 48823
martincommercial.com



Established Office Park Near I-496

Verndale Office Park is a well-maintained professional campus located off St. Joseph Highway near Creyts Road, in the heart of Delta Township. Anchored by the national headquarters of Auto-Owners Insurance, this established office park offers a prestigious setting that has consistently attracted high-quality tenants.

The park is known for its meticulously maintained buildings and landscaped grounds, creating a clean, professional environment ideal for businesses seeking a polished image. Surrounded by mature trees and green space, Verndale offers a peaceful atmosphere without sacrificing convenience.


Situated just minutes from I-496 and I-96 and near the full suite of office amenities along Saginaw Highway—including restaurants, retail, lodging, and banking—Verndale Office Park combines accessibility, professionalism, and curb appeal in one desirable location.

LEASE RATE:

\$19.00


PSF/YR, FULL SERVICE


PROPERTY INFORMATION

 **SPACE:**
536 to
12,188 SF±

 **FREE:**
Doorstep Parking

 **SIGNAGE:**
Monument
Available

 **NEGOTIABLE:**
Suite Build Out

 **LOCATED:**
Less Than a
Mile to I-496

 **PROFESSIONALLY:**
Managed/Space
Planning Available

© 2025 MARTIN COMMERCIAL PROPERTIES, INC. ALL RIGHTS RESERVED. THIS INFORMATION HAS BEEN OBTAINED FROM SOURCES BELIEVED RELIABLE BUT HAS NOT BEEN VERIFIED FOR ACCURACY OR COMPLETENESS. YOU SHOULD CONDUCT A CAREFUL, INDEPENDENT INVESTIGATION OF THE PROPERTY AND VERIFY ALL INFORMATION. ANY RELIANCE ON THIS INFORMATION IS SOLELY AT YOUR OWN RISK. MARTIN COMMERCIAL PROPERTIES AND THE MARTIN LOGO ARE SERVICE MARKS OF MARTIN COMMERCIAL PROPERTIES, INC. ALL OTHER MARKS DISPLAYED ON THIS DOCUMENT ARE THE PROPERTY OF THEIR RESPECTIVE OWNERS. PHOTOS HEREIN ARE THE PROPERTY OF THEIR RESPECTIVE OWNERS. USE OF THESE IMAGES WITHOUT THE EXPRESS WRITTEN CONSENT OF THE OWNER IS PROHIBITED.

AREA INFORMATION

0.5 Miles

to I-496/Creys Rd Interchange

1.4 Miles

to Lansing Mall

1.8 Miles

to Waverly Road

1.9 Miles

to I-96/I-69 Interchange

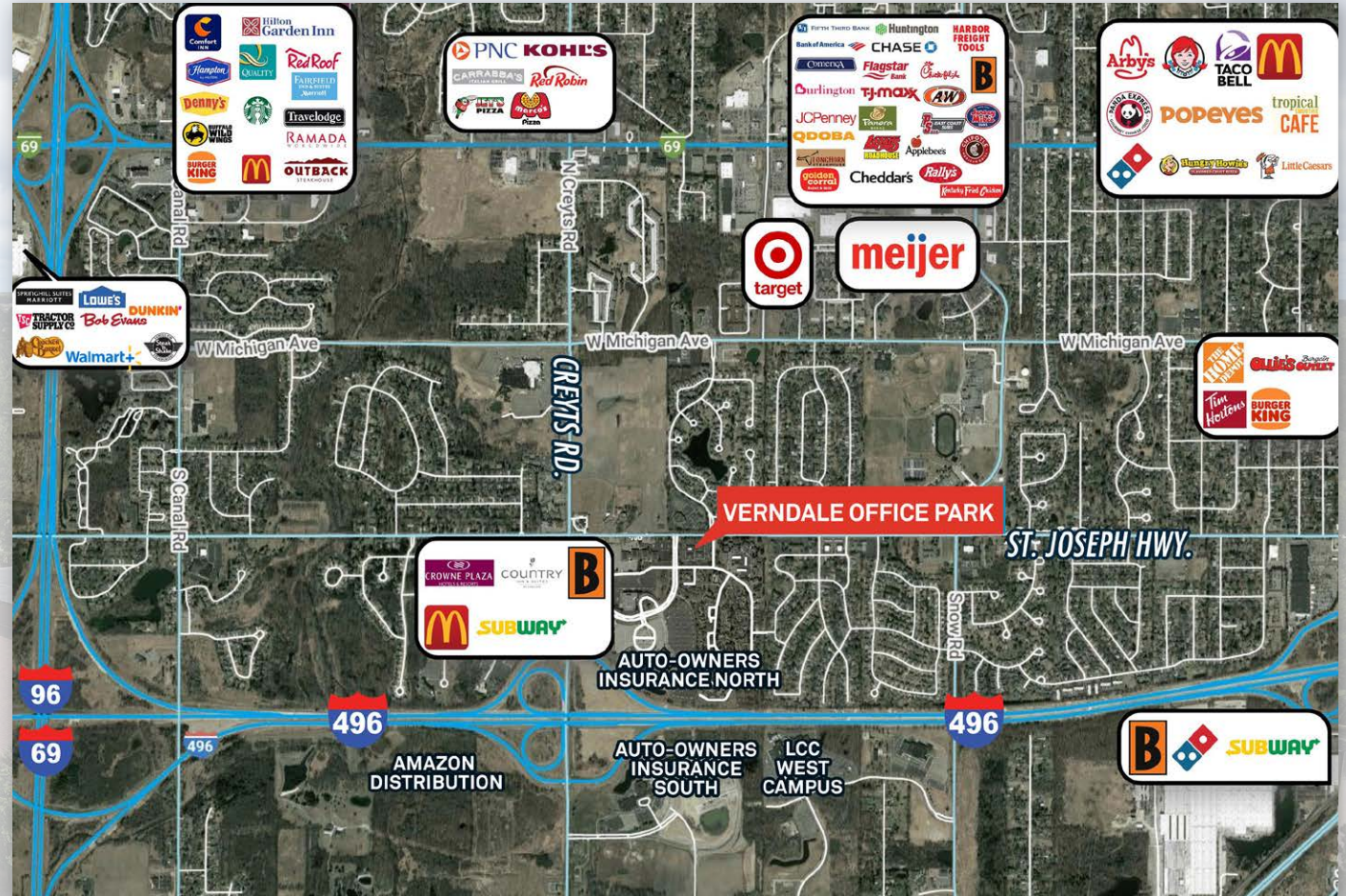
5.8 Miles

to State Capitol

Convenient

to restaurants, shopping, business services and highways

AREA MAP



DEMOGRAPHICS

Proximity	1-Mile	2-Mile	3-Mile
Population	5,869	42,163	107,813
Average Family Income	\$84,273	\$91,637	\$81,237
Employees	5,056	35,095	88,104



6005 W. St Joseph: Suite 300

