

# WAREHOUSE SPACE FROM 4,500-29,908 SF

CORNER OF MT. HOPE AVE & S. WASHINGTON AVE.



## FOR LEASE

111-125 W. Mt. Hope Ave. and  
2010-2020 S. Washington Ave.  
Lansing, MI

**AVAILABLE  
SPACE**  
4,500-29,908 SF

**CHRISTOPHER MILLER, SIOR**

Senior Vice President,  
Industrial/Investment Advisor  
Direct: 517 319-9244

[christopher.miller@martincommercial.com](mailto:christopher.miller@martincommercial.com)

  
**Martin**

1111 Michigan Ave., Ste 300  
East Lansing, MI 48823  
[martincommercial.com](http://martincommercial.com)



## WAREHOUSE SPACE FOR LEASE

111-125 W. Mt. Hope and 2010-2020 S. Washington Ave., Lansing, MI



### HISTORIC QUALITY DAIRY HEADQUARTERS – FLEXIBLE SPACE IN THE HEART OF LANSING

Located at the corner of Mt. Hope Avenue and Washington Avenue, the historic Quality Dairy Headquarters building offers flexible leasing opportunities in the heart of Lansing. Originally constructed in the early 1900s, this distinctive property combines classic architectural character with functional, adaptable space—featuring suites ranging from approximately 4,500 to 29,908 square feet.

The first-floor suites provide practical warehouse areas with drive-in and dock access, ideal for distribution, storage, or light industrial users. The second-floor spaces offer open layouts suitable for a variety of uses, with ownership open to tenant customization and improvement options.

Centrally located just minutes from downtown Lansing and major transportation routes, this property delivers a convenient and cost-effective opportunity for tenants seeking flexible space in a highly visible and historically significant setting.

LEASE RATE:

**\$3.00-\$5.50**

PSF/YR NNN

### PROPERTY INFORMATION



**SIZE:**  
4,500 to  
29,908 SF



**CEILINGS:**  
12'-16'  
Height



**HVAC:**  
Forced-Air  
Furnace



**FIRE:**  
Wet Fire  
Suppression



**POWER:**  
480-volt,  
3-Phase Power



**SITE:**  
3.35 Acre

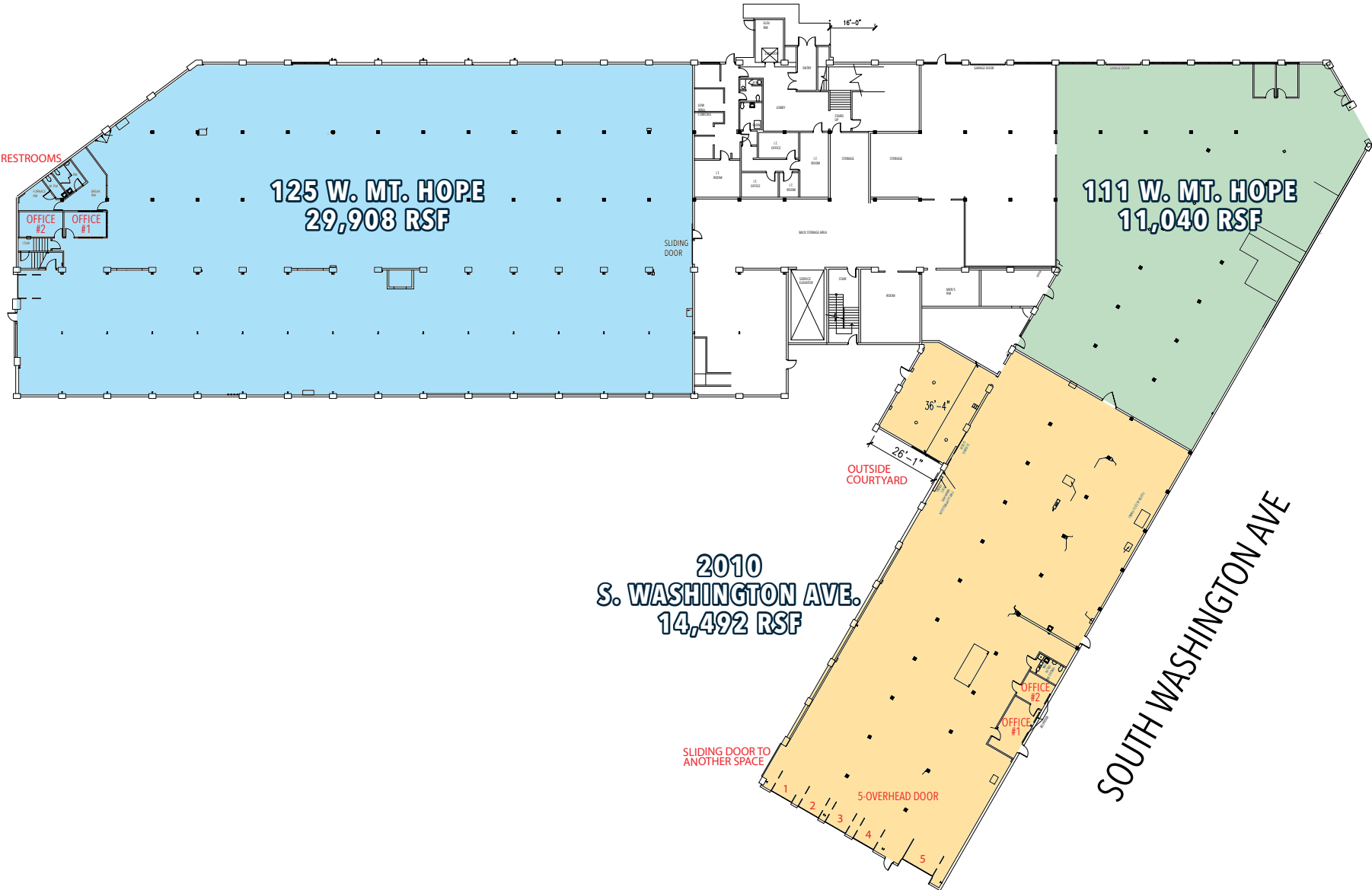
### AVAILABLE SPACE

BUILDING/SPACE	SIZE	RATE/SF/YR
<b>111 W. Mt. Hope Ave.</b>		
1st Floor (Northeast):	11,040 SF	\$5.50 PSF
2nd Floor (Center)	4,500 SF	\$3.00 PSF
<b>125 W. Mt. Hope Ave.</b>		
1st Floor:	29,908 SF	\$5.50 PSF
2nd Floor:	19,908 SF	\$3.00 PSF
<b>2010 S. Washington Ave.</b>		
1st Floor:	14,492 SF	\$5.50 PSF
2nd Floor	14,492 SF	\$3.00 PSF
<b>2020 S. Washington Ave.</b>		
1st Floor:	9,637 SF	\$5.50 PSF

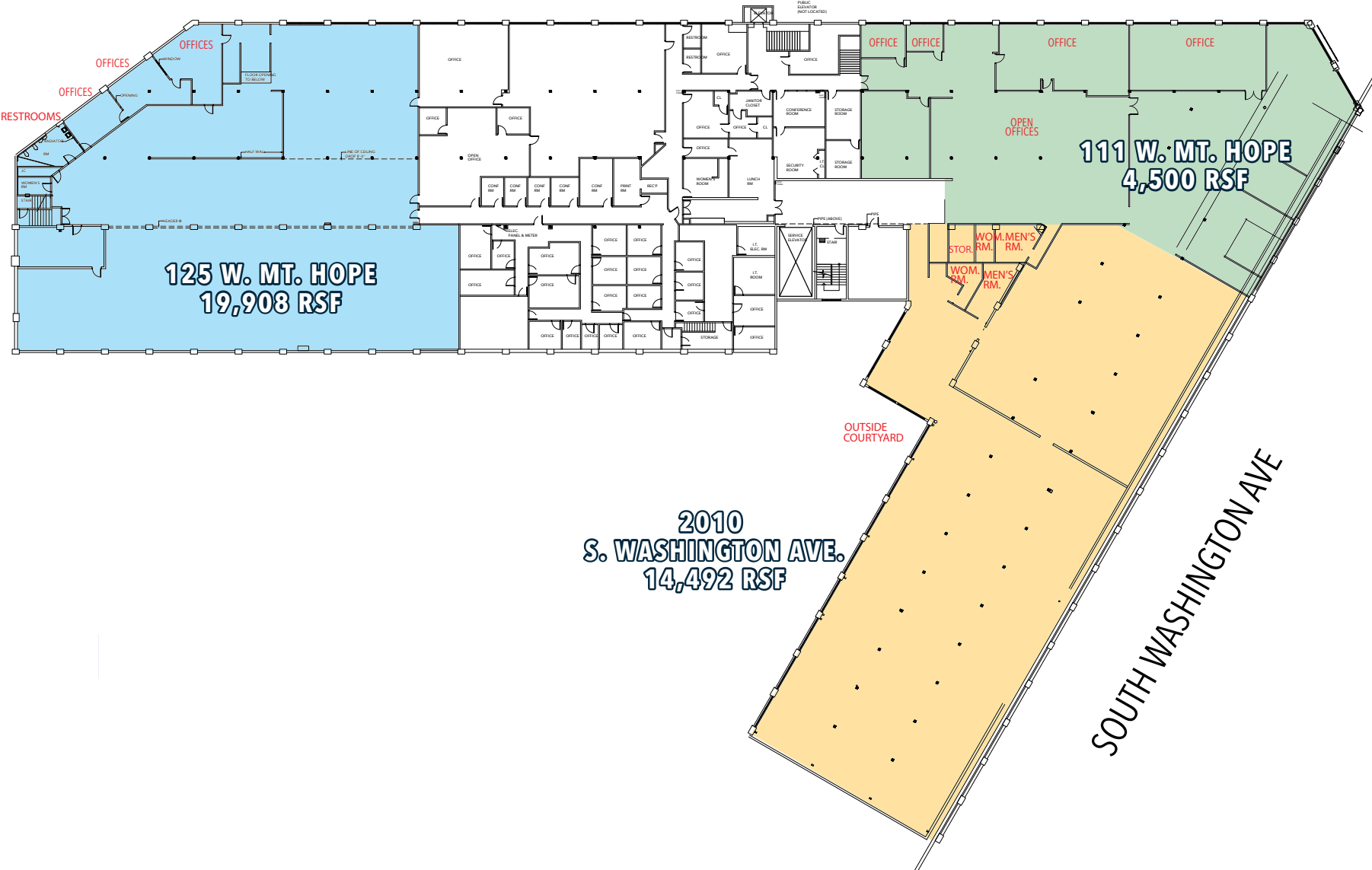
© 2025 MARTIN COMMERCIAL PROPERTIES, INC. ALL RIGHTS RESERVED. THIS INFORMATION HAS BEEN OBTAINED FROM SOURCES BELIEVED RELIABLE BUT HAS NOT BEEN VERIFIED FOR ACCURACY OR COMPLETENESS. YOU SHOULD CONDUCT A CAREFUL, INDEPENDENT INVESTIGATION OF THE PROPERTY AND VERIFY ALL INFORMATION. ANY RELIANCE ON THIS INFORMATION IS SOLELY AT YOUR OWN RISK. MARTIN COMMERCIAL PROPERTIES AND THE MARTIN LOGO ARE SERVICE MARKS OF MARTIN COMMERCIAL PROPERTIES, INC. ALL OTHER MARKS DISPLAYED ON THIS DOCUMENT ARE THE PROPERTY OF THEIR RESPECTIVE OWNERS. PHOTOS HEREIN ARE THE PROPERTY OF THEIR RESPECTIVE OWNERS. USE OF THESE IMAGES WITHOUT THE EXPRESS WRITTEN CONSENT OF THE OWNER IS PROHIBITED.

FIRST FLOOR PLAN

WEST MOUNT HOPE AVENUE

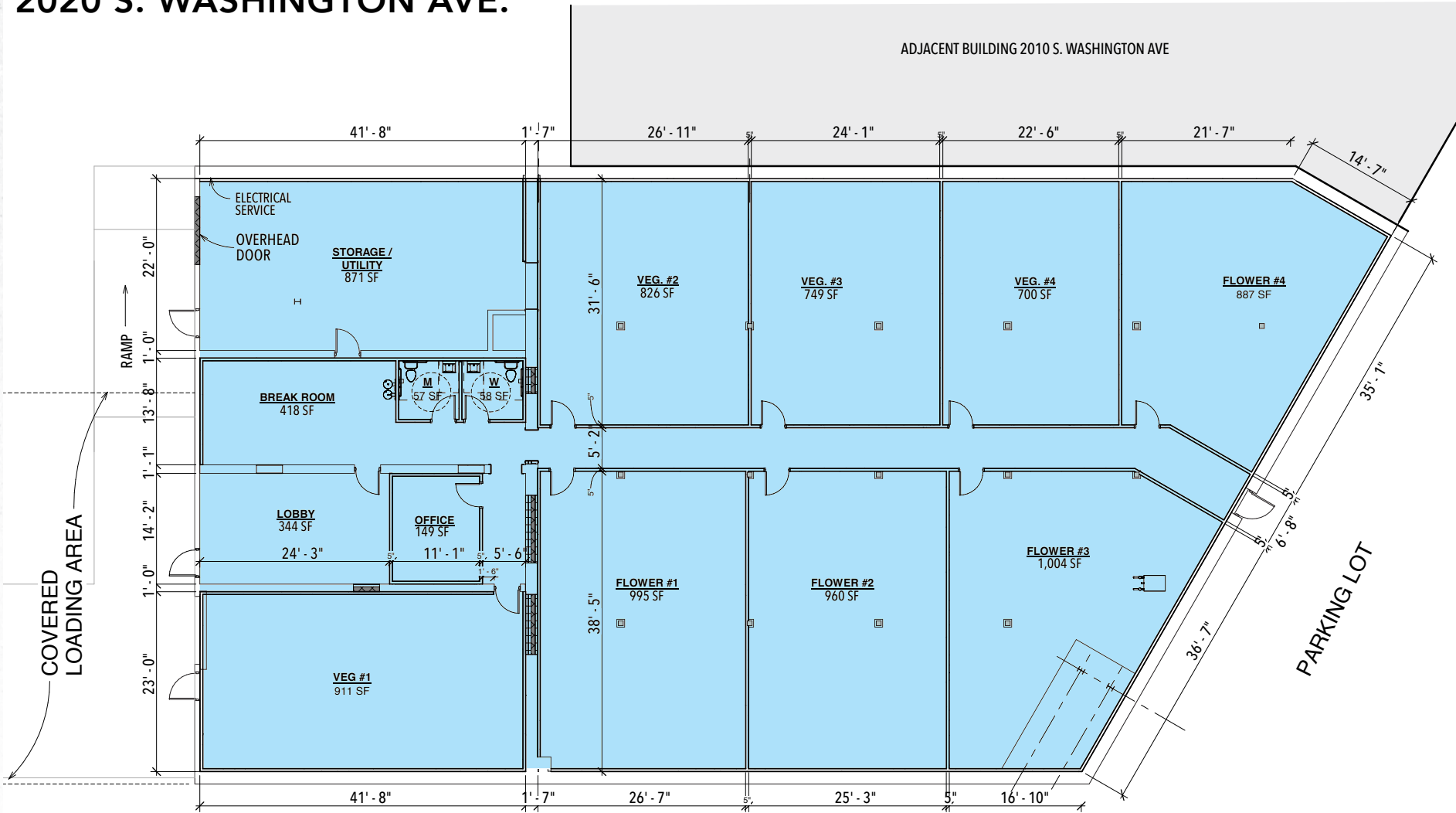


SECOND FLOOR PLAN WEST MOUNT HOPE AVENUE





FLOOR PLAN  
2020 S. WASHINGTON AVE.

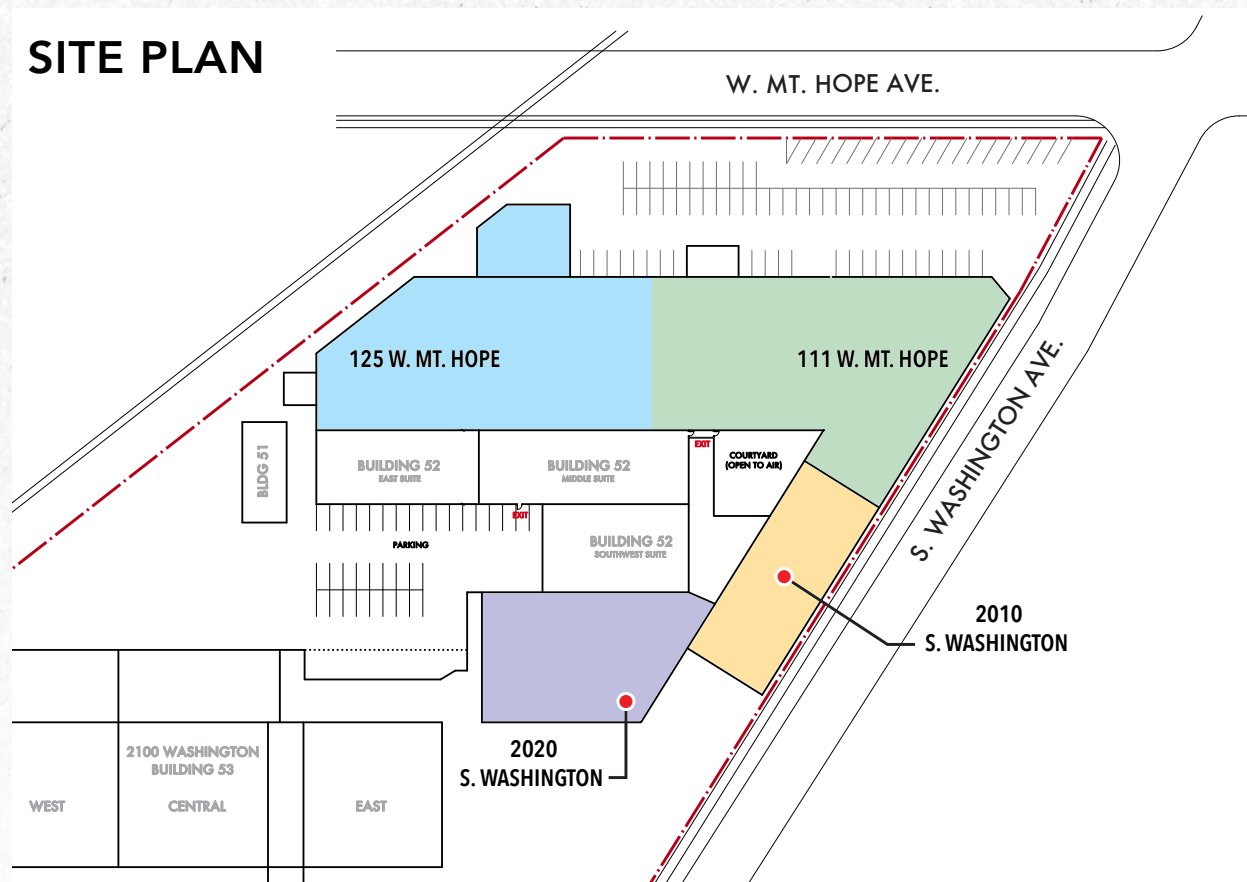


FIRST FLOOR

Plan per previous tenants specifications

PARKING LOT

**111-125 W. Mt. Hope and 2010-2020 S. Washington Ave., Lansing, MI**





## WAREHOUSE SPACE FOR LEASE

111-125 W. Mt. Hope and 2010-2020 S. Washington Ave., Lansing, MI



### GALLERY



125 W. Mt. Hope Ave.

2020 S. Washington Ave.

2010 S. Washington Ave.



## WAREHOUSE SPACE FOR LEASE

111-125 W. Mt. Hope and 2010-2020 S. Washington Ave., Lansing, MI



## AREA MAP





## WAREHOUSE SPACE FOR LEASE

111-125 W. Mt. Hope and 2010-2020 S. Washington Ave., Lansing, MI



### DRIVE TIME MAP

#### AREA INFORMATION

**<4 Minutes**  
to I-496 interchange

**<5 Minutes**  
to MI State Capitol and  
Downtown Lansing

**<6 Minutes**  
to GM Lansing Grand River  
Assembly Plant

**<11 Minutes**  
to Amazon Warehouse &  
Meijer Distribution

**Centrally  
Located**  
to the highway system in  
the Greater Lansing Area

