FOR LEASE

700 Seward Avenue • Detroit, MI

Retail & Office Suites at The Abington

Ben Hubert
248 417 7150
ben.hubert@colliers.com

Benji Rosenzweig
248 752 3762
ben.rosenzweig@colliers.com

Colliers

Colliers Detroit
400 W 4th Street, Suite 350
Royal Oak, MI 48067
colliers.com/detroit

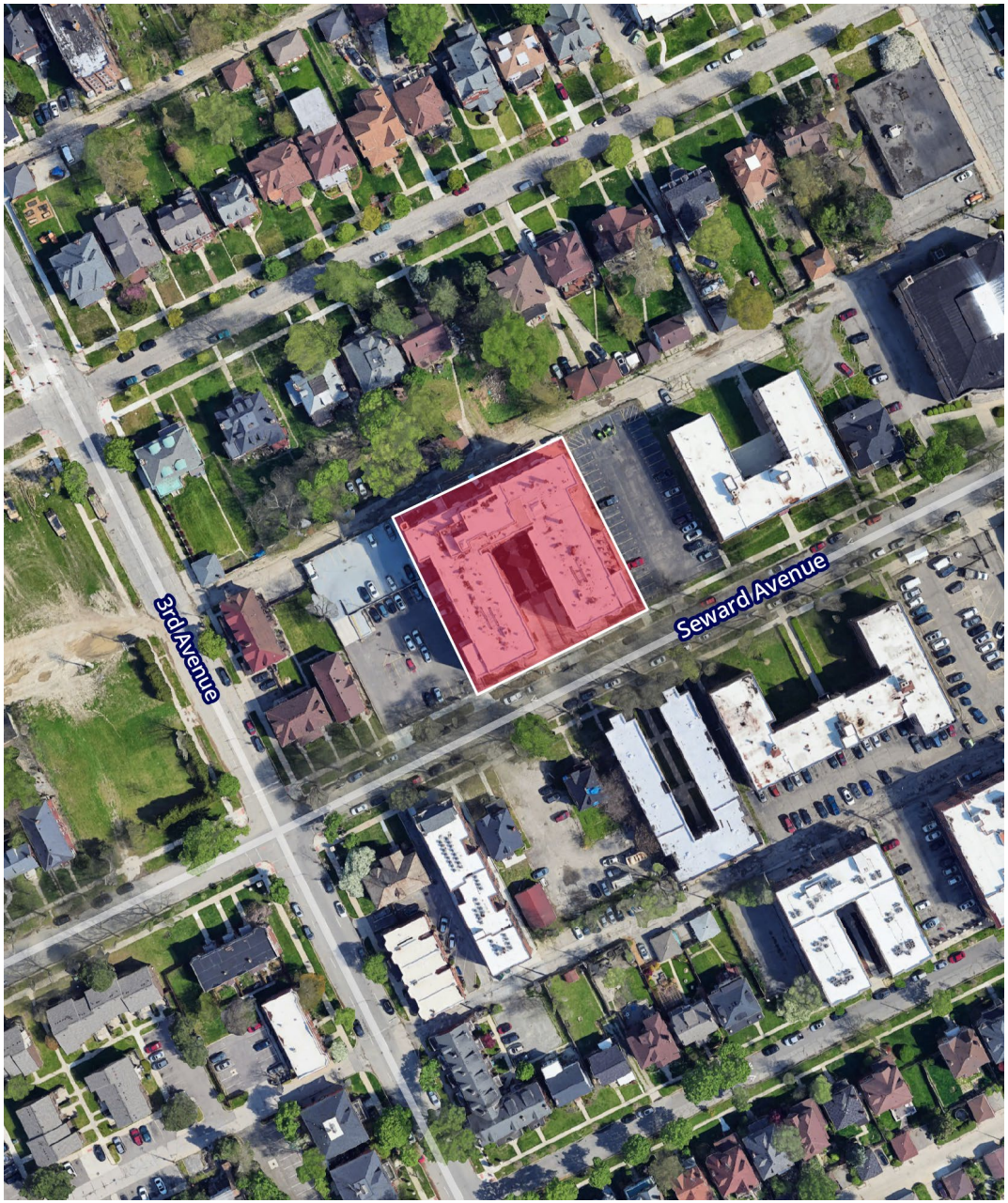

FOR LEASE

Retail & Office Suites at The Abington

PROPERTY HIGHLIGHTS

- 2,298 RSF Retail / Office Suite Available
- Located in New Center
- Join Saturn Coffee, WE Floral Detroit, Student Advocacy Group & Babe's Neighborhood Market
- Close to The Lodge Freeway and Woodward Ave
- Ground Floor Space – 132 Unit Albert Kahn Designed – Renovated Sleek & Modern Apartments

Colliers

FOR LEASE

Retail & Office Suites at The Abington

Colliers

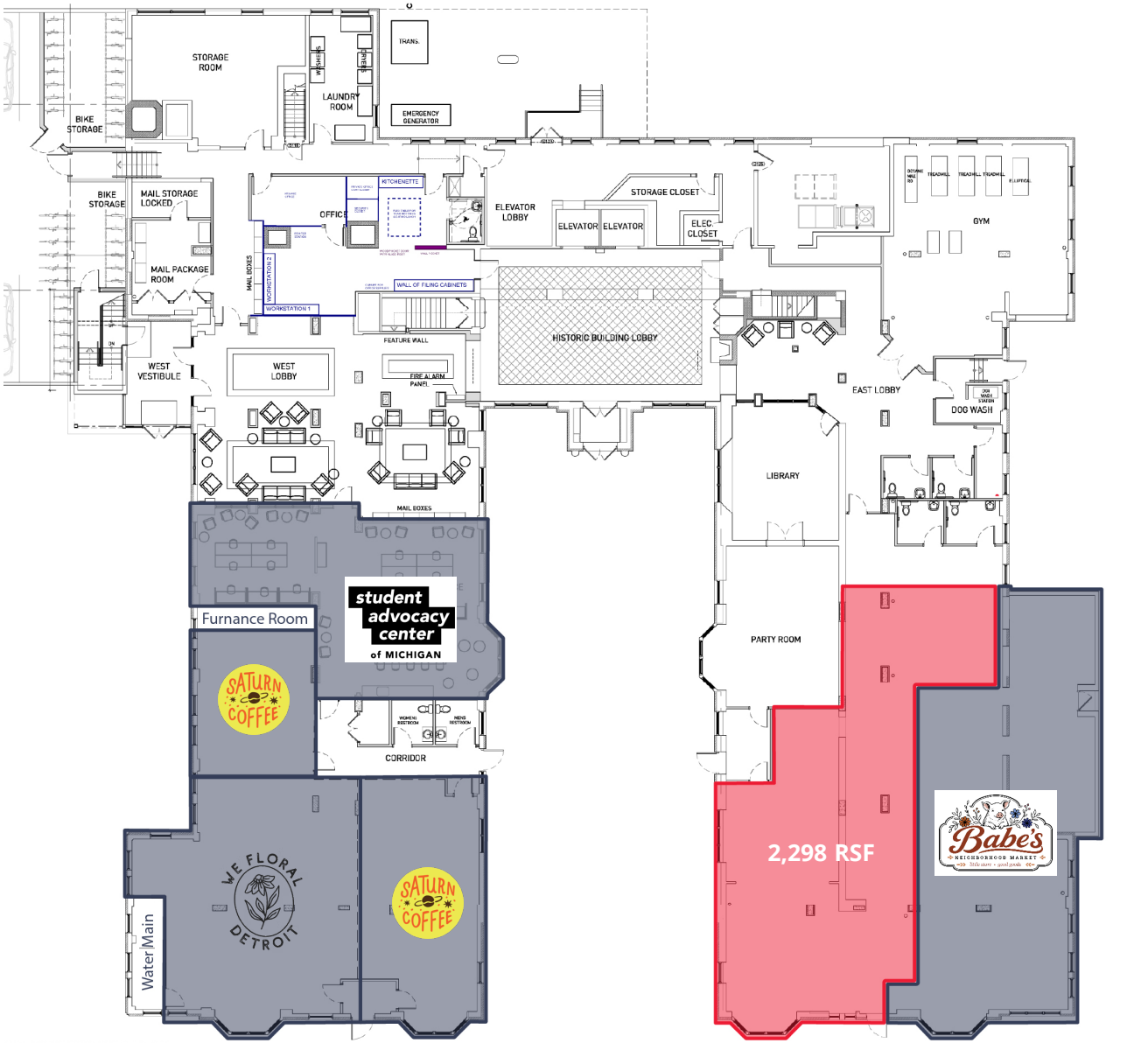

FLOOR PLAN

Retail & Office Suites at The Abington

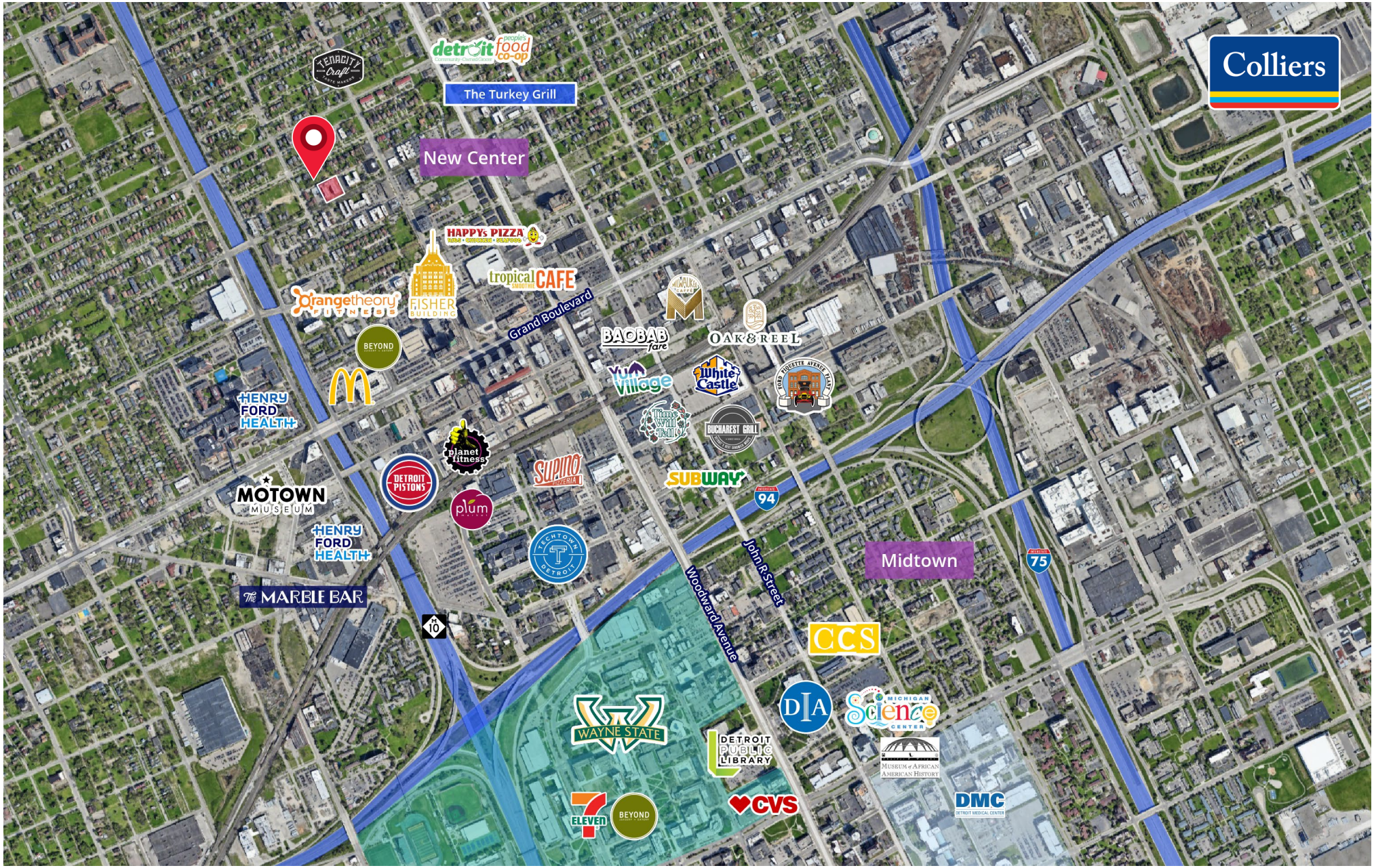

MERCHANT MAP

Retail & Office Suites at The Abington

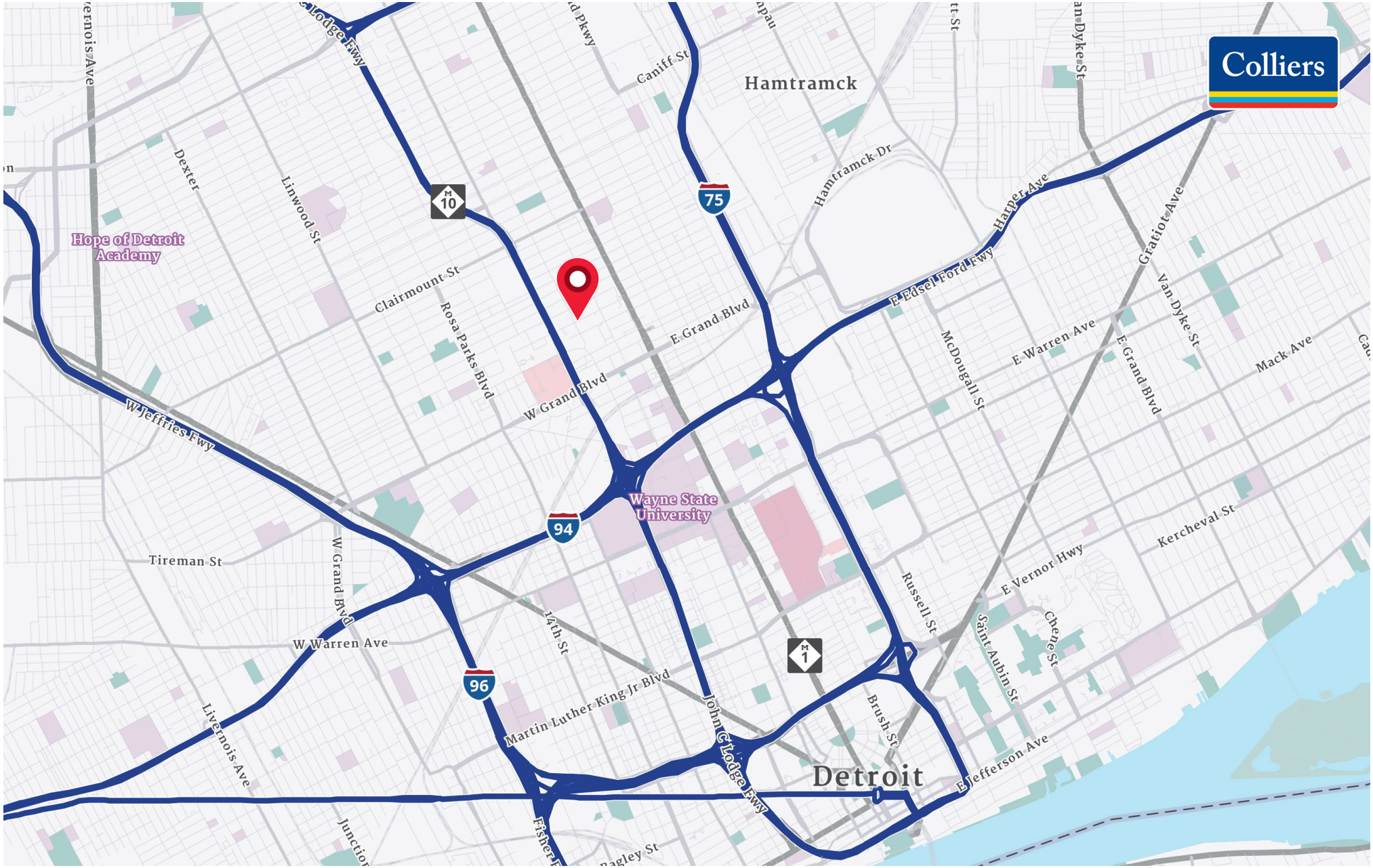

LOCATION MAP

Retail & Office Suites at The Abington

DEMOGRAPHICS

Retail & Office Suites at The Abington

Colliers

CURRENT YEAR SUMMARY	1 MILE RADIUS	3 MILE RADIUS	5 MILE RADIUS
Total Population	14,393	127,595	322,115
Total Households	7,452	52,439	132,388
Total Family Households	2,660	24,036	64,387
Average Household Size	1.88	2.33	2.36
Median Age	36.8	33.8	35.1
Population Age 25+	10,591	83,494	214,071
2010 – 2021 Population: Annual Growth Rate (CAGR)	-0.35%	-0.75%	-1.10%
2022 – 2023 Population: Annual Growth Rate (CAGR)	0.24%	0.04%	-0.24%
5 YEAR PROJECTED TRENDS: ANNUAL RATE			
Population	0.65%	-0.03%	-0.21%
Households	0.92%	0.38%	0.23%
Families	0.68%	0.04%	-0.09%
Median Household Income	2.88%	3.07%	2.85%
CURRENT YEAR POPULATION BY SEX			
Male Population / % Male	7,224 / 5.2%	64,127 / 50.3%	161,005 / 50.0%
Female Population / % Female	7,169 / 49.8%	63,468 / 49.7%	161,110 / 50.0%
INCOME & HOUSEHOLDS SUMMARY			
2020 Median Household Income	$32,596	$30,512	$35,813
Average Household Income	$57,416	$53,248	$57,558
Per Capita Income	$30,142	$22,167	$23,815
SUMMARY BUSINESS DATA			
Total Businesses	886	4,577	11,308
Total Daytime Population	40,478	192,956	439,905
Daytime Population: Workers	32,133	108,386	232,553
Daytime Population: Residents	8,345	84,570	207,352

Data Notes:

- Household population includes persons not residing in group quarters. Average Household Size is the household population divided by total households. Persons in families include the householder and persons related to the householder by birth, marriage, or adoption.
- Income represents the preceding year, expressed in current dollars. Household income includes wage and salary earnings, interest dividends, net rents, pensions, SSI and welfare payments, child support, and alimony.
- Per Capita Income represents the income received by all persons aged 15 years and over divided by the total population.

We have no reason to doubt the accuracy of information contained herein, but we cannot guarantee it. All information should be verified prior to purchase and/or lease.

Ben Hubert
248 417 7150
ben.hubert@colliers.com

Benji Rosenzweig
248 752 3762
ben.rosenzweig@colliers.com