

Mailed 9/11/25 for Account # 3500-1395-8631



a PPL company

BILLING SUMMARY

Previous Balance	212.20
Payment(s) Received	-212.20
Balance as of 9/10/25	\$0.00
Current Electric Charges	55.14
Current Gas Charges	163.54
Current Unmetered Charges	18.85
Current Taxes and Fees	14.25
Total Current Charges as of 9/10/25	\$251.78
Total Amount Due	\$251.78

AMOUNT DUE

\$251.78

DUE DATE

10/6/25

App, online or phone payments made before 7 pm ET will be posted same day

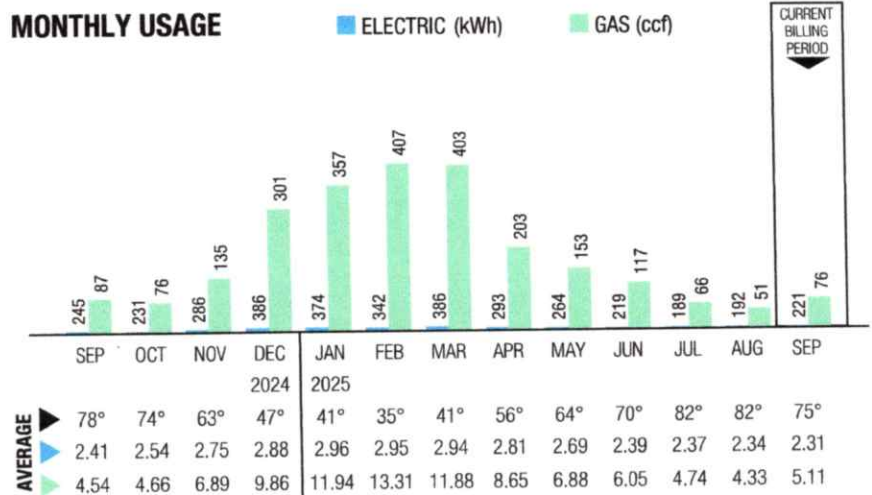
Account Name: CARL V KOPPEL
Service Address: 1909 San Jose Ave Hsmt
 LOUISVILLE KY
Payment Options (fees may apply):
 Mobile app - LG&E KU ODP mobile app
 Online - lge-ku.com
 Phone - (502) 627-3313, press 2-2-3
Customer Service: For fastest service, use our mobile app, website or automated phone system (502) 627-3313 24 hours a day.
 Phone reps available M-F, 7am - 7pm ET.

Next read will occur 10/8/25 - 10/10/25 (Meter Read Portion 07)

BILLING PERIOD AT-A-GLANCE

	THIS YEAR	LAST YEAR
Average Temperature	75°	78°
Number of Days Billed	32	33
Avg. Electric Charges per Day	\$2.31	\$2.41
Avg. Gas Charges per Day	\$5.11	\$4.54
Avg. Electric Usage per Day (kWh)	6.91	7.42
Avg. Gas Usage per Day (ccf)	2.38	2.64

MONTHLY USAGE



Please return only this portion with your payment. Make checks payable to LG&E and write your account number on your check.

Amount Due 10/6/25	\$251.78
After Due Date, Pay this Amount:	\$258.73
Winterhelp Donation:	
Total Amount Enclosed:	AUTOPAY

Account # **3500-1395-8631**
 Service Address: 1909 San Jose Ave Hsmt

\$251.78 will be deducted from your account on payment due date



a PPL company

PO Box 7231
 St. Louis, MO 63177-1231

CARL V KOPPEL
 TINA M SMALLWOOD
 PO BOX 58171
 LOUISVILLE, KY 40268-0171

01035001395863100000000258730000002517800000000000014

CURRENT USAGE

⚡ ELECTRIC	
Meter Reading Information	Meter # 1037743
Actual (R) kWh Reading on 9/9/25	5479
Actual (R) kWh Reading on 8/8/25	5325
Actual (R) kW Read on 9/9/25 (Information Only)	0.4152
Current kWh Usage	154
Meter Multiplier	1
Demand	0.4
Metered kWh Usage	154

🔥 GAS	
Meter Reading Information	Meter # 8057313
Actual (R) ccf Reading on 9/9/25	5529
Actual (R) ccf Reading on 8/8/25	5453
Current ccf Usage	76
Meter Multiplier	1
Metered ccf Usage	76

CURRENT CHARGES

⚡ ELECTRIC Rate: General Service Single Phase	
Basic Service Charge (\$1.16 x 32 Days)	37.12
Energy Charge (\$0.12706 x 154 kWh)	19.57
Electric DSM (\$0.00141 x 154 kWh)	0.22
Electric Fuel Adjustment (\$0.00042 x 154 kWh)	0.06
Environmental Surcharge (3.22% CR x (\$56.91 - \$4.40))	-1.69
Retired Asset Recovery (0.27% CR x (\$55.22 - \$4.40))	-0.14
Total Charges	\$55.14

🔥 GAS Rate: Firm Commercial Gas Service	
Basic Service Charge (\$2.30 x 32 Days)	73.60
Gas Distribution Charge (\$0.38950 x 76 ccf)	29.60
Gas Supply Component (\$0.59849 x 76 ccf)	45.49
Gas DSM (\$0.00013 x 76 ccf)	0.01
GLT Distribution Project Component	14.84
Total Charges	\$163.54

CURRENT UNMETERED USAGE

⚡ ELECTRIC						
Contract: 1001789399						
UNMETERED						
OL Number	Service Type	Number of Lights	Number of Poles	Billing From	Period To	Usage kWh
n/a	RLS 252: OH MV Cobra/Open Bottom 8000L	1	1	08/09/25	09/09/25	67
Total Usage						67

Want to pay cash? Visit checkfreepay.com/en/payment-locator to find locations near you. By accepting or using this barcode to make a payment, you agree to the full terms and conditions, available at vanilladirect.com/pay/terms. After successful payment using this barcode, you may retrieve your full detailed eReceipt at vanilladirect.com/pay/ereceipt. There is a limit of \$500 at some locations. Customer Fee: \$1.95. Learn more at lge-ku.com/inperson.



799366144580006371688321036121

OFFICE USE ONLY:
MRU07821023, G000000
P212.20
PF:Y eB:P

This barcode can be used at locations such as:



FINANCIAL BENEFITS AND ACCESSIBILITY FOR YOUR EV

Visit lge-ku.com/environment/alternate-fuels-road/ev

CURRENT UNMETERED CHARGES

⚡ ELECTRIC		Rate: RLS 252: OH MV Cobra/Open Bottom 8000L
Contract: 1001789399		
Unit Charge (\$12.22 x 1 Light)		12.22
Pole Charge (\$7.08 x 1 Pole)		7.08
Electric Fuel Adjustment (\$0.00042 x 67 kWh)		0.03
Environmental Surcharge (2.290% CR x \$19.33)		-0.44
Retired Asset Recovery (0.190% CR x \$18.89)		-0.04
Total Unmetered Charges		\$18.85

Taxes & Fees	
Electric Sales Tax (6.00% x \$73.99)	4.44
Gas Sales Tax (6.00% x \$163.54)	9.81
Total Taxes and Fees	\$14.25

BILLING INFORMATION**Environmental Surcharge**

Rate GS Environmental Surcharge Calculation: The fuel cost of \$4.40 included in the Energy Charge and the Fuel Adjustment line items were deducted from the Electric Charges before multiplying the Billing Factor of -3.22%.

Late Payment Charge

Late Charge to be Assessed After Due Date \$6.95

Explanation of Meter Reading Codes

Meter Read Codes: R - Actual Read; V - Verified Read; E - Estimated Read; S - Self Read

Rate Schedules

For a copy of your rate schedule, visit lge-ku.com/rates or call our Customer Service Department.



a PPL company

BILLING SUMMARY

Previous Balance	251.78
Payment(s) Received	<u>-251.78</u>
Balance as of 10/9/25	\$0.00
Current Electric Charges	52.09
Current Gas Charges	150.71
Current Unmetered Charges	18.95
Current Taxes and Fees	<u>13.31</u>
Total Current Charges as of 10/9/25	\$235.06
Total Amount Due	\$235.06

Mailed 10/10/25 for Account # 3500-1395-8631

AMOUNT DUE
\$235.06

DUE DATE
11/5/25

App, online or phone payments made before 7 pm ET will be posted same day

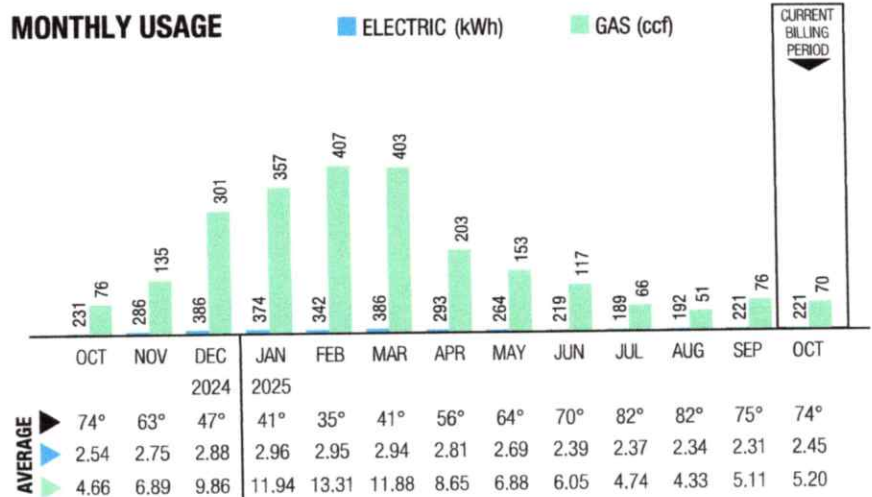
Account Name: CARL V KOPPEL
Service Address: 1909 San Jose Ave Hsmt
 LOUISVILLE KY
Payment Options (fees may apply)
 Mobile app - LG&E KU ODP mobile app
 Online - lge-ku.com
 Phone - (502) 627-3313, press 2-2-3
Customer Service: For fastest service, use our mobile app, website or automated phone system (502) 627-3313 24 hours a day.
 Phone reps available M-F, 7am - 7pm ET.

Next read will occur 11/6/25 - 11/10/25 (Meter Read Portion 07)

BILLING PERIOD AT-A-GLANCE

	THIS YEAR	LAST YEAR
Average Temperature	74°	74°
Number of Days Billed	29	28
Avg. Electric Charges per Day	\$2.45	\$2.54
Avg. Gas Charges per Day	\$5.20	\$4.66
Avg. Electric Usage per Day (kWh)	7.62	8.25
Avg. Gas Usage per Day (ccf)	2.41	2.71

MONTHLY USAGE



Please return only this portion with your payment. Make checks payable to LG&E and write your account number on your check.

Amount Due 11/5/25	\$235.06
After Due Date, Pay this Amount:	\$241.51
Winterhelp Donation:	
Total Amount Enclosed:	AUTOPAY

\$235.06 will be deducted from your account on payment due date

Account # 3500-1395-8631
Service Address: 1909 San Jose Ave Hsmt



a PPL company
PO Box 7231
St. Louis, MO 63177-1231

CARL V KOPPEL
TINA M SMALLWOOD
PO BOX 58171
LOUISVILLE, KY 40268-0171

01035001395863100000000241510000002350600000000000017

CURRENT USAGE

⚡ ELECTRIC	
Meter Reading Information	Meter # 1037743
Actual (R) kWh Reading on 10/8/25	5633
Actual (R) kWh Reading on 9/9/25	5479
Actual (R) kW Read on 10/8/25 (Information Only)	6.2616
Current kWh Usage	154
Meter Multiplier	1
Demand	6.3
Metered kWh Usage	154

CURRENT CHARGES

⚡ ELECTRIC		Rate: General Service Single Phase
Basic Service Charge (\$1.16 x 29 Days)	33.64	
Energy Charge (\$0.12706 x 154 kWh)	19.57	
Electric DSM (\$0.00141 x 154 kWh)	0.22	
Electric Fuel Adjustment (\$0.00099 x 154 kWh)	0.15	
Environmental Surcharge (2.78% CR x (\$53.43 - \$4.40))	-1.36	
Retired Asset Recovery (0.28% CR x (\$52.07 - \$4.40))	-0.13	
Total Charges	\$52.09	


🔥 GAS	
Meter Reading Information	Meter # 8057313
Actual (R) ccf Reading on 10/8/25	5599
Actual (R) ccf Reading on 9/9/25	5529
Current ccf Usage	70
Meter Multiplier	1
Metered ccf Usage	70

🔥 GAS		Rate: Firm Commercial Gas Service
Basic Service Charge (\$2.30 x 29 Days)	66.70	
Gas Distribution Charge (\$0.38950 x 70 ccf)	27.27	
Gas Supply Component (\$0.59849 x 70 ccf)	41.89	
Gas DSM (\$0.00013 x 70 ccf)	0.01	
GLT Distribution Project Component	14.84	
Total Charges	\$150.71	

CURRENT UNMETERED USAGE

⚡ ELECTRIC							
Contract: 1001789399							
UNMETERED							
OL Number	Service Type	Number of Lights	Number of Poles	Billing From	Period To	Usage kWh	
n/a	RLS 252: OH MV Cobra/Open Bottom 8000L	1	1	09/10/25	10/08/25	67	
						Total Usage	67

Want to pay cash? Visit checkfreepay.com/en/payment-locator to find locations near you. By accepting or using this barcode to make a payment, you agree to the full terms and conditions, available at vanilladirect.com/pay/terms. After successful payment using this barcode, you may retrieve your full detailed eReceipt at vanilladirect.com/pay/ereceipt. There is a limit of \$500 at some locations. Customer Fee: \$1.95. Learn more at lge-ku.com/inperson.



799366144580006371688321036121

OFFICE USE ONLY:
MRU07821023, G000000
P251.78
PF:N eB:E

This barcode can be used at locations such as:



BUSINESS SOLAR MADE SIMPLE

Visit lge-ku.com/solar-share-business

CURRENT UNMETERED CHARGES**⚡ ELECTRIC****Rate:** RLS 252: OH MV Cobra/Open Bottom 8000L**Contract:** 1001789399

Unit Charge (\$12.22 x 1 Light)	12.22
Pole Charge (\$7.08 x 1 Pole)	7.08
Electric Fuel Adjustment (\$0.00099 x 67 kWh)	0.07
Environmental Surcharge (1.970% CR x \$19.37)	-0.38
Retired Asset Recovery (0.200% CR x \$18.99)	-0.04
Total Unmetered Charges	\$18.95

Taxes & Fees

Electric Sales Tax (6.00% x \$71.04)	4.27
Gas Sales Tax (6.00% x \$150.71)	9.04
Total Taxes and Fees	\$13.31

BILLING INFORMATION**Environmental Surcharge**

Rate GS Environmental Surcharge Calculation: The fuel cost of \$4.40 included in the Energy Charge and the Fuel Adjustment line items were deducted from the Electric Charges before multiplying the Billing Factor of -2.78%.

Late Payment Charge

Late Charge to be Assessed After Due Date \$6.45

Explanation of Meter Reading Codes

Meter Read Codes: R - Actual Read; V - Verified Read; E - Estimated Read; S - Self Read

Rate Schedules

For a copy of your rate schedule, visit lge-ku.com/rates or call our Customer Service Department.

Mailed 11/10/25 for Account # 3500-1395-8631



a PPL company

BILLING SUMMARY

Previous Balance	235.06
Payment(s) Received	-235.06
Balance as of 11/7/25	\$0.00
Current Electric Charges	65.88
Current Gas Charges	248.98
Current Unmetered Charges	19.02
Current Taxes and Fees	20.03
Total Current Charges as of 11/7/25	\$353.91
Total Amount Due	\$353.91

AMOUNT DUE
\$353.91

DUE DATE
12/8/25

App, online or phone payments made before 7 pm ET will be posted same day

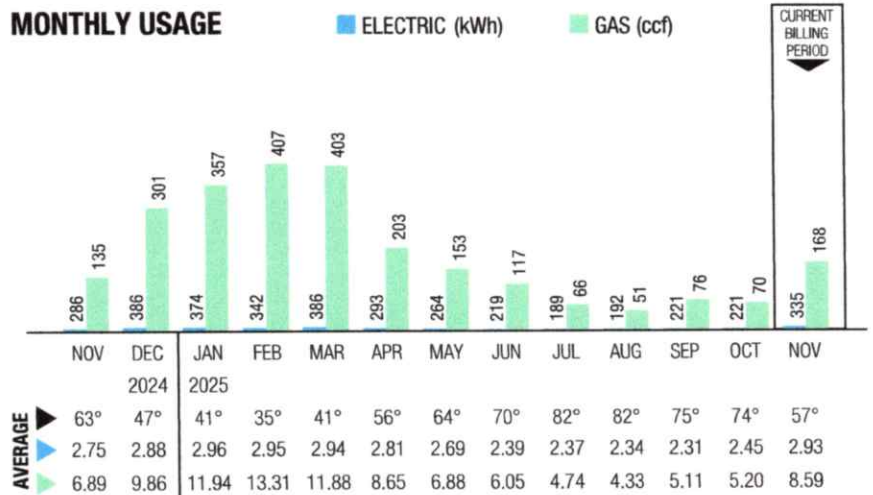
Account Name: CARL V KOPPEL
Service Address: 1909 San Jose Ave Hsmt
 LOUISVILLE KY
Payment Options (fees may apply)
 Mobile app - LG&E KU ODP mobile app
 Online - lge-ku.com
 Phone - (502) 627-3313, press 2-2-3
Customer Service: For fastest service, use our mobile app, website or automated phone system (502) 627-3313 24 hours a day.
 Phone reps available M-F, 7am - 7pm ET.

Next read will occur 12/9/25 - 12/11/25 (Meter Read Portion 07)

BILLING PERIOD AT-A-GLANCE

	THIS YEAR	LAST YEAR
Average Temperature	57°	63°
Number of Days Billed	29	29
Avg. Electric Charges per Day	\$2.93	\$2.75
Avg. Gas Charges per Day	\$8.59	\$6.89
Avg. Electric Usage per Day (kWh)	11.55	9.86
Avg. Gas Usage per Day (ccf)	5.79	4.66

MONTHLY USAGE



Please return only this portion with your payment. Make checks payable to LG&E and write your account number on your check.

Amount Due 12/8/25	\$353.91
After Due Date, Pay this Amount:	\$363.92
Winterhelp Donation:	
Total Amount Enclosed:	AUTOPAY

\$353.91 will be deducted from your account on payment due date

Account # **3500-1395-8631**
 Service Address: 1909 San Jose Ave Hsmt



a PPL company

PO Box 7231
 St. Louis, MO 63177-1231

CARL V KOPPEL
 TINA M SMALLWOOD
 PO BOX 58171
 LOUISVILLE, KY 40268-0171

01035001395863100000000363920000003539100000000000015

CURRENT USAGE

ELECTRIC

Meter Reading Information	Meter # 1037743
Actual (R) kWh Reading on 11/6/25	5894
Actual (R) kWh Reading on 10/8/25	5633
Actual (R) kW Read on 11/6/25 (Information Only)	6.1488
Current kWh Usage	261
Meter Multiplier	1
Demand	6.1
Metered kWh Usage	261

GAS

Meter Reading Information	Meter # 8057313
Actual (R) ccf Reading on 11/6/25	5767
Actual (R) ccf Reading on 10/8/25	5599
Current ccf Usage	168
Meter Multiplier	1
Metered ccf Usage	168

CURRENT CHARGES

ELECTRIC

Rate: General Service Single Phase

Basic Service Charge (\$1.16 x 29 Days)	33.64
Energy Charge (\$0.12706 x 261 kWh)	33.16
Electric DSM (\$0.00141 x 261 kWh)	0.37
Electric Fuel Adjustment (\$0.00149 x 261 kWh)	0.39
Environmental Surcharge (2.45% CR x (\$67.17 - \$7.46))	-1.46
Retired Asset Recovery (0.37% CR x (\$65.71 - \$7.46))	-0.22
Total Charges	\$65.88

GAS

Rate: Firm Commercial Gas Service

Basic Service Charge (\$2.30 x 29 Days)	66.70
Gas Distribution Charge (\$0.38950 x 168 ccf)	65.44
Gas Supply Component (\$0.59849 x 129 ccf)	77.21
Gas Supply Component (\$0.51806 x 39 ccf)	20.20
Weather Normalization Adjustment (\$0.38950 x 11.732 ccf)	4.57
Gas DSM (\$0.00013 x 168 ccf)	0.02
GLT Distribution Project Component	14.84
Total Charges	\$248.98

CURRENT UNMETERED USAGE

ELECTRIC

Contract: 1001789399

UNMETERED

OL Number	Service Type	Number of Lights	Number of Poles	Billing From	Period To	Usage kWh
n/a	RLS 252: OH MV Cobra/Open Bottom 8000L	1	1	10/09/25	11/06/25	74
Total Usage						74

Want to pay cash? Visit checkfreepay.com/en/payment-locator to find locations near you. By accepting or using this barcode to make a payment, you agree to the full terms and conditions, available at vanilladirect.com/pay/terms. After successful payment using this barcode, you may retrieve your full detailed eReceipt at vanilladirect.com/pay/ereceipt. There is a limit of \$500 at some locations. Customer Fee: \$1.95. Learn more at lge-ku.com/inperson.



799366144580006371688321036121

OFFICE USE ONLY:
MRU07821023, G000000
P235.06
PF:N eB:E

This barcode can be used at locations such as:



SUSTAINABLE PROGRAM FOR YOUR BUSINESS

Your business can meet Scope 2 and sustainable goals, and improve the environment, by participating in Green Energy program tailored for companies.

Visit lge-ku.com/green to explore our program portfolio



CURRENT UNMETERED CHARGES

⚡ ELECTRIC		Rate: RLS 252: OH MV Cobra/Open Bottom 8000L
Contract: 1001789399		
Unit Charge (\$12.22 x 1 Light)		12.22
Pole Charge (\$7.08 x 1 Pole)		7.08
Electric Fuel Adjustment (\$0.00149 x 74 kWh)		0.11
Environmental Surcharge (1.740% CR x \$19.41)		-0.34
Retired Asset Recovery (0.260% CR x \$19.07)		-0.05
Total Unmetered Charges		\$19.02

Taxes & Fees	
Electric Sales Tax (6.00% x \$84.90)	5.09
Gas Sales Tax (6.00% x \$248.98)	14.94
Total Taxes and Fees	\$20.03

BILLING INFORMATION**Environmental Surcharge**

Rate GS Environmental Surcharge Calculation: The fuel cost of \$7.46 included in the Energy Charge and the Fuel Adjustment line items were deducted from the Electric Charges before multiplying the Billing Factor of -2.45%.

Late Payment Charge

Late Charge to be Assessed After Due Date \$10.01

Explanation of Meter Reading Codes

Meter Read Codes: R - Actual Read; V - Verified Read; E - Estimated Read; S - Self Read

Rate Schedules

For a copy of your rate schedule, visit lge-ku.com/rates or call our Customer Service Department.



a PPL company

BILLING SUMMARY

Previous Balance	353.91
Payment(s) Received	-353.91
Balance as of 12/10/25	\$0.00
Current Electric Charges	76.70
Current Gas Charges	419.91
Current Unmetered Charges	19.34
Current Taxes and Fees	30.95
Total Current Charges as of 12/10/25	\$546.90
Total Amount Due	\$546.90

Mailed 12/11/25 for Account # 3500-1395-8631

AMOUNT DUE
\$546.90

DUE DATE
1/8/26

App, online or phone payments made before 7 pm ET will be posted same day

Account Name: CARL V KOPPEL
Service Address: 1909 San Jose Ave Hsmt
 LOUISVILLE KY

Payment Options
 (fees may apply) Mobile app - LG&E KU ODP mobile app
 Online - lge-ku.com
 Phone - (502) 627-3313, press 2-2-3

Customer Service: For fastest service, use our mobile app, website or automated phone system (502) 627-3313 24 hours a day.
 Phone reps available M-F, 7am - 7pm ET.

Next read will occur 1/9/26 - 1/13/26 (Meter Read Portion 07)

BILLING PERIOD AT-A-GLANCE

	THIS YEAR	LAST YEAR
Average Temperature	44°	47°
Number of Days Billed	33	33
Avg. Electric Charges per Day	\$2.91	\$2.88
Avg. Gas Charges per Day	\$12.72	\$9.86
Avg. Electric Usage per Day (kWh)	11.82	11.70
Avg. Gas Usage per Day (ccf)	11.45	9.12

MONTHLY USAGE



Please return only this portion with your payment. Make checks payable to LG&E and write your account number on your check.

Amount Due 1/8/26	\$546.90
After Due Date, Pay this Amount:	\$562.69
Winterhelp Donation:	
Total Amount Enclosed:	AUTOPAY

\$546.90 will be deducted from your account on payment due date

Account # **3500-1395-8631**
Service Address: 1909 San Jose Ave Hsmt



a PPL company

PO Box 7231
St. Louis, MO 63177-1231

CARL V KOPPEL
TINA M SMALLWOOD
PO BOX 58171
LOUISVILLE, KY 40268-0171

0103500139586310000000056269000000546900000000000015

CURRENT USAGE

⚡ ELECTRIC	
Meter Reading Information	Meter # 1037743
Actual (R) kWh Reading on 12/9/25	6194
Actual (R) kWh Reading on 11/6/25	5894
Actual (R) kW Read on 12/9/25 (Information Only)	6.4968
Current kWh Usage	300
Meter Multiplier	1
Demand	6.5
Metered kWh Usage	300

🔥 GAS	
Meter Reading Information	Meter # 8057313
Actual (R) ccf Reading on 12/9/25	6145
Actual (R) ccf Reading on 11/6/25	5767
Current ccf Usage	378
Meter Multiplier	1
Metered ccf Usage	378

CURRENT CHARGES

⚡ ELECTRIC		Rate: General Service Single Phase
Basic Service Charge (\$1.16 x 33 Days)	38.28	
Energy Charge (\$0.12706 x 300 kWh)	38.12	
Electric DSM (\$0.00141 x 300 kWh)	0.42	
Electric Fuel Adjustment (\$0.00217 x 300 kWh)	0.65	
Environmental Surcharge (0.72% CR x (\$76.82 - \$8.58))	-0.49	
Retired Asset Recovery (0.42% CR x (\$76.33 - \$8.58))	-0.28	
Total Charges	\$76.70	

🔥 GAS		Rate: Firm Commercial Gas Service
Basic Service Charge (\$2.30 x 33 Days)	75.90	
Gas Distribution Charge (\$0.38950 x 378 ccf)	147.23	
Gas Supply Component (\$0.51806 x 378 ccf)	195.83	
Weather Normalization Adjustment (\$0.38950 x -35.783 ccf)	-13.94	
Gas DSM (\$0.00013 x 378 ccf)	0.05	
GLT Distribution Project Component	14.84	
Total Charges	\$419.91	

CURRENT UNMETERED USAGE

⚡ ELECTRIC							
Contract: 1001789399							
UNMETERED							
OL Number	Service Type	Number of Lights	Number of Poles	Billing From	Period To	Usage kWh	
n/a	RLS 252: OH MV Cobra/Open Bottom 8000L	1	1	11/07/25	12/09/25	90	
Total Usage						90	

Want to pay cash? Visit checkfreepay.com/en/payment-locator to find locations near you. By accepting or using this barcode to make a payment, you agree to the full terms and conditions, available at vanilladirect.com/pay/terms. After successful payment using this barcode, you may retrieve your full detailed eReceipt at vanilladirect.com/pay/ereceipt. There is a limit of \$500 at some locations. Customer Fee: \$1.95. Learn more at lge-ku.com/inperson.



799366144580006371688321036121

OFFICE USE ONLY:
MRU07821023, G000000
P353.91
PF:N eB:E

This barcode can be used at locations such as:



Community Winterhelp



Help your neighbors stay warm with LG&E's Community Winterhelp program. LG&E matches customers' donations. Make your donation TODAY!

lge-ku.com/winterhelp

CURRENT UNMETERED CHARGES**⚡ ELECTRIC****Rate:** RLS 252: OH MV Cobra/Open Bottom 8000L**Contract:** 1001789399

Unit Charge (\$12.22 x 1 Light)	12.22
Pole Charge (\$7.08 x 1 Pole)	7.08
Electric Fuel Adjustment (\$0.00217 x 90 kWh)	0.20
Environmental Surcharge (0.510% CR x \$19.50)	-0.10
Retired Asset Recovery (0.300% CR x \$19.40)	-0.06
Total Unmetered Charges	\$19.34

Taxes & Fees

Electric Sales Tax (6.00% x \$96.04)	5.76
Gas Sales Tax (6.00% x \$419.91)	25.19
Total Taxes and Fees	\$30.95

BILLING INFORMATION**Environmental Surcharge**

Rate GS Environmental Surcharge Calculation: The fuel cost of \$8.58 included in the Energy Charge and the Fuel Adjustment line items were deducted from the Electric Charges before multiplying the Billing Factor of -0.72%.

Late Payment Charge

Late Charge to be Assessed After Due Date \$15.79

Explanation of Meter Reading Codes

Meter Read Codes: R - Actual Read; V - Verified Read; E - Estimated Read; S - Self Read

Rate Schedules

For a copy of your rate schedule, visit lge-ku.com/rates or call our Customer Service Department.



a PPL company

BILLING SUMMARY

Previous Balance	546.90
Payment(s) Received	-546.90
Balance as of 1/13/26	\$0.00
Current Electric Charges	75.66
Current Gas Charges	483.10
Current Unmetered Charges	19.95
Current Taxes and Fees	34.73
Total Current Charges as of 1/13/26	\$613.44
Total Amount Due	\$613.44

Mailed 1/13/26 for Account # 3500-1395-8631

AMOUNT DUE

\$613.44

DUE DATE

2/6/26

App, online or phone payments made before 7 pm ET will be posted same day

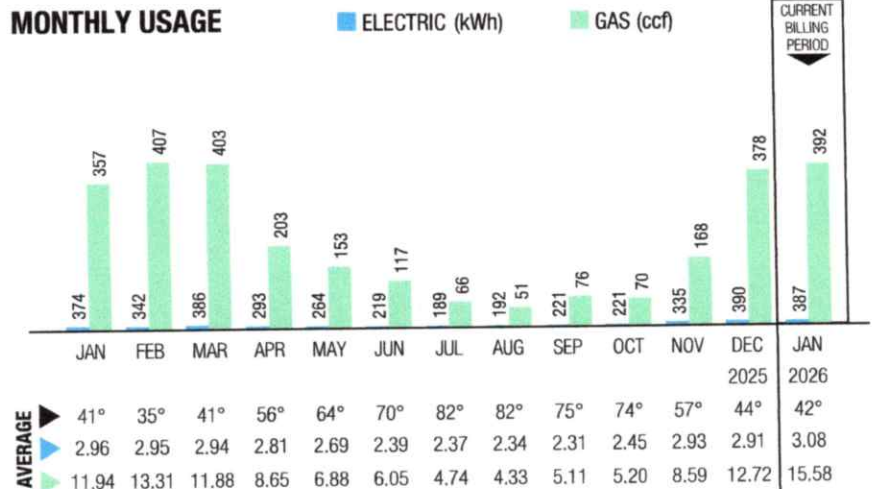
Account Name: CARL V KOPPEL
Service Address: 1909 San Jose Ave Hsmt
 LOUISVILLE KY
Payment Options: Mobile app - LG&E KU ODP mobile app
Customer Service: For fastest service, use our mobile app, website or automated phone system (502) 627-3313 24 hours a day.
 Phone reps available M-F, 7am - 7pm ET.

Next read will occur 2/9/26 - 2/11/26 (Meter Read Portion 07)

BILLING PERIOD AT-A-GLANCE

	THIS YEAR	LAST YEAR
Average Temperature	42°	41°
Number of Days Billed	31	31
Avg. Electric Charges per Day	\$3.08	\$2.96
Avg. Gas Charges per Day	\$15.58	\$11.94
Avg. Electric Usage per Day (kWh)	12.48	12.06
Avg. Gas Usage per Day (ccf)	12.65	11.52

MONTHLY USAGE



Please return only this portion with your payment. Make checks payable to LG&E and write your account number on your check.

Amount Due 2/6/26	\$613.44
After Due Date, Pay this Amount:	\$631.21
Winterhelp Donation:	
Total Amount Enclosed:	AUTOPAY

\$613.44 will be deducted from your account on payment due date

Account # 3500-1395-8631
Service Address: 1909 San Jose Ave Hsmt



a PPL company

PO Box 7231
St. Louis, MO 63177-1231

CARL V KOPPEL
TINA M SMALLWOOD
PO BOX 58171
LOUISVILLE, KY 40268-0171

01035001395863100000000631210000006134400000000000013

CURRENT USAGE

⚡ ELECTRIC	
Meter Reading Information	Meter # 1037743
Actual (R) kWh Reading on 1/9/26	6494
Actual (R) kWh Reading on 12/9/25	6194
Actual (R) kW Read on 1/9/26 (Information Only)	6.4632
Current kWh Usage	300
Meter Multiplier	1
Demand	6.5
Metered kWh Usage	300

🔥 GAS	
Meter Reading Information	Meter # 8057313
Actual (R) ccf Reading on 1/9/26	6537
Actual (R) ccf Reading on 12/9/25	6145
Current ccf Usage	392
Meter Multiplier	1
Metered ccf Usage	392

CURRENT CHARGES

⚡ ELECTRIC		Rate: General Service Single Phase
Basic Service Charge (\$1.16 x 22 Days)	25.52	
Basic Service Charge (\$1.28 x 9 Days)	11.52	
Energy Charge (\$0.12706 x 216 kWh)	27.44	
Energy Charge (\$0.13471 x 84 kWh)	11.32	
Electric DSM (\$0.00141 x 216 kWh)	0.30	
Electric DSM (\$0.00031 x 84 kWh)	0.03	
Electric Fuel Adjustment (\$0.00073 x 300 kWh)	0.22	
Environmental Surcharge (0.54% CR x (\$76.13 - \$8.58))	-0.36	
Retired Asset Recovery (0.49% CR x (\$75.77 - \$8.58))	-0.33	
Total Charges	\$75.66	

🔥 GAS		Rate: Firm Commercial Gas Service
Basic Service Charge (\$2.30 x 31 Days)	71.30	
Gas Distribution Charge (\$0.38950 x 282 ccf)	109.84	
Gas Distribution Charge (\$0.52557 x 110 ccf)	57.81	
Gas Supply Component (\$0.51806 x 392 ccf)	203.08	
Weather Normalization Adjustment (\$0.38950 x 39.302 ccf)	15.31	
Weather Normalization Adjustment (\$0.52557 x 19.514 ccf)	10.26	
Gas DSM (\$0.00013 x 282 ccf)	0.04	
Gas DSM (\$0.00023 x 110 ccf)	0.03	
GLT Fixed Charge (\$14.84 x 22/31 Days)	10.53	
GLT Fixed Charge (\$16.88 x 09/31 Days)	4.90	
Total Charges	\$483.10	

CURRENT UNMETERED USAGE

⚡ ELECTRIC							
Contract: 1001789399							
UNMETERED							
OL Number	Service Type	Number of Lights	Number of Poles	Billing From	Period To	Usage kWh	
n/a	RLS 252: OH MV Cobra/Open Bottom 8000L	1	1	12/10/25	01/09/26	87	
						Total Usage	87

Want to pay cash? Visit checkfreepay.com/en/payment-locator to find locations near you. By accepting or using this barcode to make a payment, you agree to the full terms and conditions, available at vanilladirect.com/pay/terms. After successful payment using this barcode, you may retrieve your full detailed eReceipt at vanilladirect.com/pay/ereceipt. There is a limit of \$500 at some locations. Customer Fee: \$1.95. Learn more at lge-ku.com/inperson.



799366144580006371688321036121

OFFICE USE ONLY:
MRU07821023, G000000
P546.90
PF:N eB:E

This barcode can be used at locations such as:



COLD WEATHER TIPS



Replace furnace filters every 30 days or so. Use the day you receive your bill from us as a reminder!

Visit lge-ku.com/tips for more cool weather tips.

CURRENT UNMETERED CHARGES

⚡ ELECTRIC		Rate: RLS 252: OH MV Cobra/Open Bottom 8000L
Contract: 1001789399		
Unit Charge (\$12.22 x 1 Light x 22/31 Days)		8.67
Unit Charge (\$13.04 x 1 Light x 09/31 Days)		3.79
Pole Charge (\$7.08 x 1 Pole x 22/31 Days)		5.02
Pole Charge (\$8.82 x 1 Pole x 09/31 Days)		2.56
Electric Fuel Adjustment (\$0.00073 x 87 kWh)		0.06
Environmental Surcharge (0.380% CR x \$20.10)		-0.08
Retired Asset Recovery (0.340% CR x \$20.02)		-0.07
Total Unmetered Charges		\$19.95

Taxes & Fees

Electric Sales Tax (6.00% x \$95.61)	5.74
Gas Sales Tax (6.00% x \$483.10)	28.99
Total Taxes and Fees	\$34.73

BILLING INFORMATION**Environmental Surcharge**

Rate GS Environmental Surcharge Calculation: The fuel cost of \$8.58 included in the Energy Charge and the Fuel Adjustment line items were deducted from the Electric Charges before multiplying the Billing Factor of -0.54%.

Late Payment Charge

Late Charge to be Assessed After Due Date **\$17.77**

Explanation of Meter Reading Codes

Meter Read Codes: R - Actual Read; V - Verified Read; E - Estimated Read; S - Self Read

Rate Schedules

For a copy of your rate schedule, visit lge-ku.com/rates or call our Customer Service Department.

Mailed 2/11/26 for Account # 3500-1395-8631



a PPL company

BILLING SUMMARY

Previous Balance	613.44
Payment(s) Received	-613.44
Balance as of 2/10/26	\$0.00
Current Electric Charges	81.08
Current Gas Charges	595.33
Current Unmetered Charges	21.59
Current Taxes and Fees	41.88
Total Current Charges as of 2/10/26	\$739.88
Total Amount Due	\$739.88

AMOUNT DUE
\$739.88

DUE DATE
3/9/26

App, online or phone payments made before 7 pm ET will be posted same day

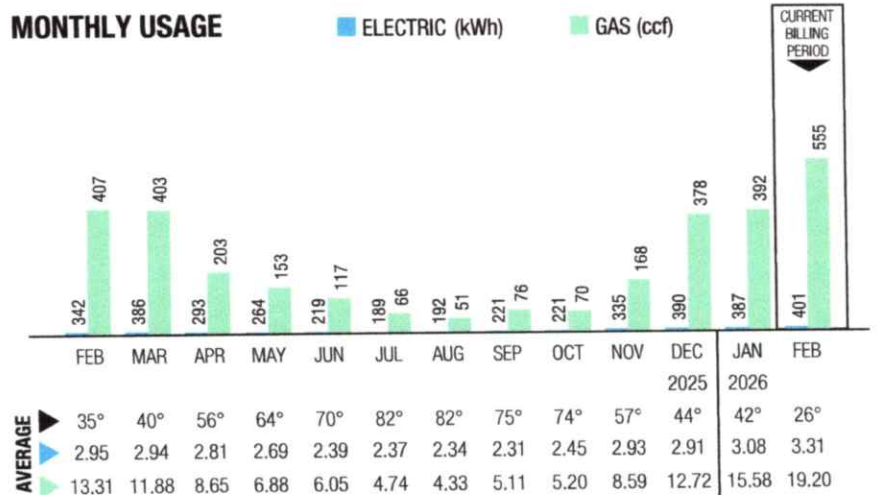
Account Name: CARL V KOPPEL
Service Address: 1909 San Jose Ave Hsmt
 LOUISVILLE KY
Payment Options: Mobile app - LG&E KU ODP mobile app
Customer Service: For fastest service, use our mobile app, website or automated phone system (502) 627-3313 24 hours a day.
 Phone reps available M-F, 7am - 7pm ET.

Next read will occur 3/10/26 - 3/12/26 (Meter Read Portion 07)

BILLING PERIOD AT-A-GLANCE

	THIS YEAR	LAST YEAR
Average Temperature	26°	35°
Number of Days Billed	31	29
Avg. Electric Charges per Day	\$3.31	\$2.95
Avg. Gas Charges per Day	\$19.20	\$13.31
Avg. Electric Usage per Day (kWh)	12.94	11.79
Avg. Gas Usage per Day (ccf)	17.90	14.03

MONTHLY USAGE



Please return only this portion with your payment. Make checks payable to LG&E and write your account number on your check.

Amount Due 3/9/26	\$739.88
After Due Date, Pay this Amount:	\$761.39
Winterhelp Donation:	
Total Amount Enclosed:	AUTOPAY

Account # 3500-1395-8631
 Service Address: 1909 San Jose Ave Hsmt

\$739.88 will be deducted from your account on payment due date



a PPL company

PO Box 7231
 St. Louis, MO 63177-1231

CARL V KOPPEL
 TINA M SMALLWOOD
 PO BOX 58171
 LOUISVILLE, KY 40268-0171

01035001395863100000000761390000007398800000000000017

CURRENT USAGE

ELECTRIC

Meter Reading Information	Meter # 1037743
Actual (R) kWh Reading on 2/9/26	6811
Actual (R) kWh Reading on 1/9/26	6494
Actual (R) kW Read on 2/9/26 (Information Only)	6.3408
Current kWh Usage	317
Meter Multiplier	1
Demand	6.3
Metered kWh Usage	317

GAS

Meter Reading Information	Meter # 8057313
Actual (R) ccf Reading on 2/9/26	7092
Actual (R) ccf Reading on 1/9/26	6537
Current ccf Usage	555
Meter Multiplier	1
Metered ccf Usage	555

CURRENT CHARGES

ELECTRIC

Rate: General Service Single Phase

Basic Service Charge (\$1.28 x 31 Days)	39.68
Energy Charge (\$0.13471 x 317 kWh)	42.70
Electric DSM (\$0.00031 x 317 kWh)	0.10
Electric Fuel Adjustment (\$0.00150 x 317 kWh)	0.48
Environmental Surcharge (2.17% CR x (\$82.48 - \$9.07))	-1.59
Retired Asset Recovery (0.40% CR x (\$80.89 - \$9.07))	-0.29
Total Charges	\$81.08

GAS

Rate: Firm Commercial Gas Service

Basic Service Charge (\$2.30 x 31 Days)	71.30
Gas Distribution Charge (\$0.52557 x 555 ccf)	291.69
Gas Supply Component (\$0.51806 x 396 ccf)	205.15
Gas Supply Component (\$0.46767 x 159 ccf)	74.36
Weather Normalization Adjustment (\$0.52557 x -122.106 ccf)	-64.18
Gas DSM (\$0.00023 x 555 ccf)	0.13
GLT Fixed Charge	16.88
Total Charges	\$595.33

CURRENT UNMETERED USAGE

ELECTRIC

Contract: 1001789399

UNMETERED

OL Number	Service Type	Number of Lights	Number of Poles	Billing From	Period To	Usage kWh
n/a	RLS 252: OH MV Cobra/Open Bottom 8000L	1	1	01/10/26	02/09/26	84
Total Usage						84


Want to pay cash? Visit checkfreepay.com/en/payment-locator to find locations near you. By accepting or using this barcode to make a payment, you agree to the full terms and conditions, available at vanilladirect.com/pay/terms. After successful payment using this barcode, you may retrieve your full detailed eReceipt at vanilladirect.com/pay/ereceipt. There is a limit of \$500 at some locations. Learn more at lge-ku.com/inperson.



799366361440006371689528205766

OFFICE USE ONLY:
MRU07821023, G000000
P613.44
PF:N eB:E

This barcode can be used at locations such as:



**INTRODUCING
MORE WAYS TO HELP
YOUR BUSINESS
SAVE ENERGY AND
EARN REWARDS!**

Visit lge-ku.com/save



CURRENT UNMETERED CHARGES**⚡ ELECTRIC****Rate:** RLS 252: OH MV Cobra/Open Bottom 8000L**Contract:** 1001789399

Unit Charge (\$13.04 x 1 Light)	13.04
Pole Charge (\$8.82 x 1 Pole)	8.82
Electric Fuel Adjustment (\$0.00150 x 84 kWh)	0.13
Environmental Surcharge (1.530% CR x \$21.99)	-0.34
Retired Asset Recovery (0.280% CR x \$21.65)	-0.06
Total Unmetered Charges	\$21.59

Taxes & Fees

Electric Sales Tax (6.00% x \$102.67)	6.16
Gas Sales Tax (6.00% x \$595.33)	35.72
Total Taxes and Fees	\$41.88

BILLING INFORMATION**Environmental Surcharge**

Rate GS Environmental Surcharge Calculation: The fuel cost of \$9.07 included in the Energy Charge and the Fuel Adjustment line items were deducted from the Electric Charges before multiplying the Billing Factor of -2.17%.

Late Payment Charge

Late Charge to be Assessed After Due Date \$21.51

Explanation of Meter Reading Codes

Meter Read Codes: R - Actual Read; V - Verified Read; E - Estimated Read; S - Self Read

Rate Schedules

For a copy of your rate schedule, visit ge-ku.com/rates or call our Customer Service Department.