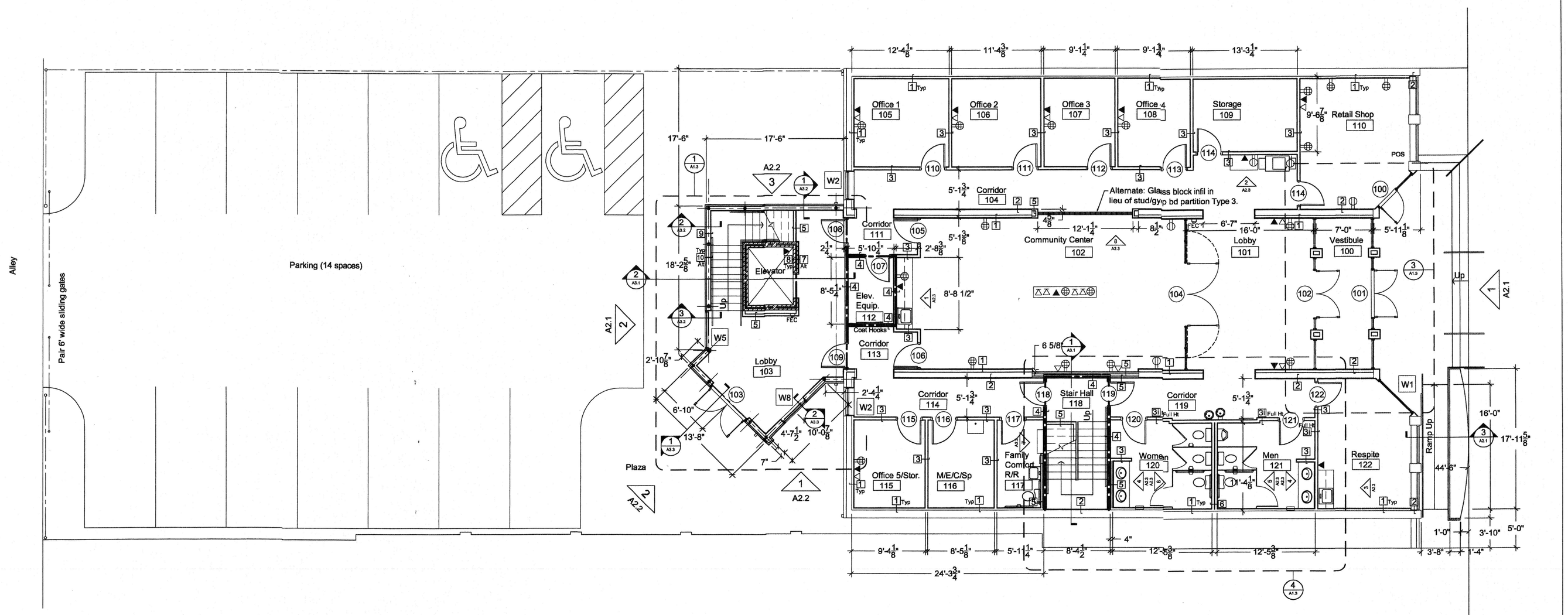

1 First Floor Plan

SCALE: 1/8" = 1'-0"

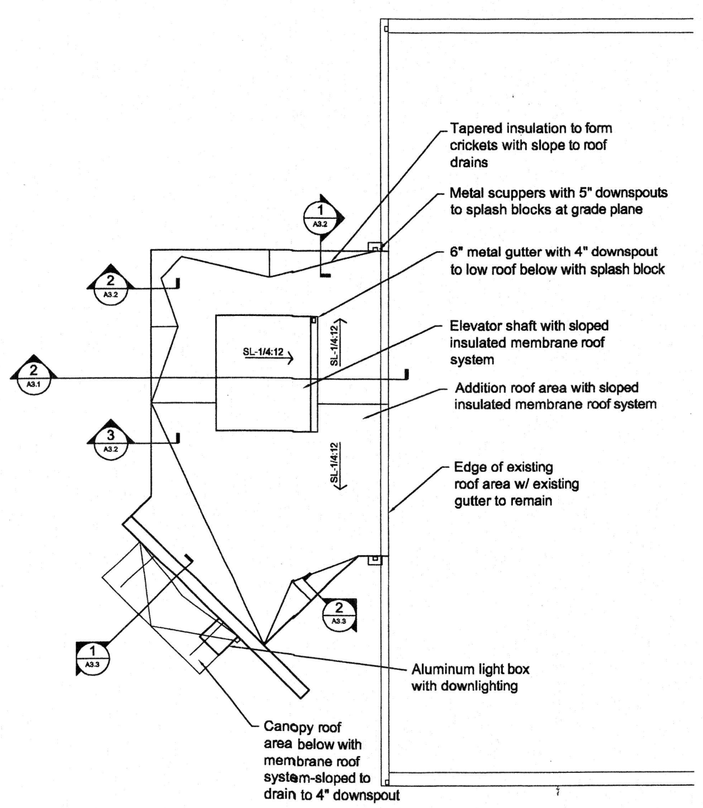

3 Addition Roof Plan

SCALE: 1/8" = 1'-0"

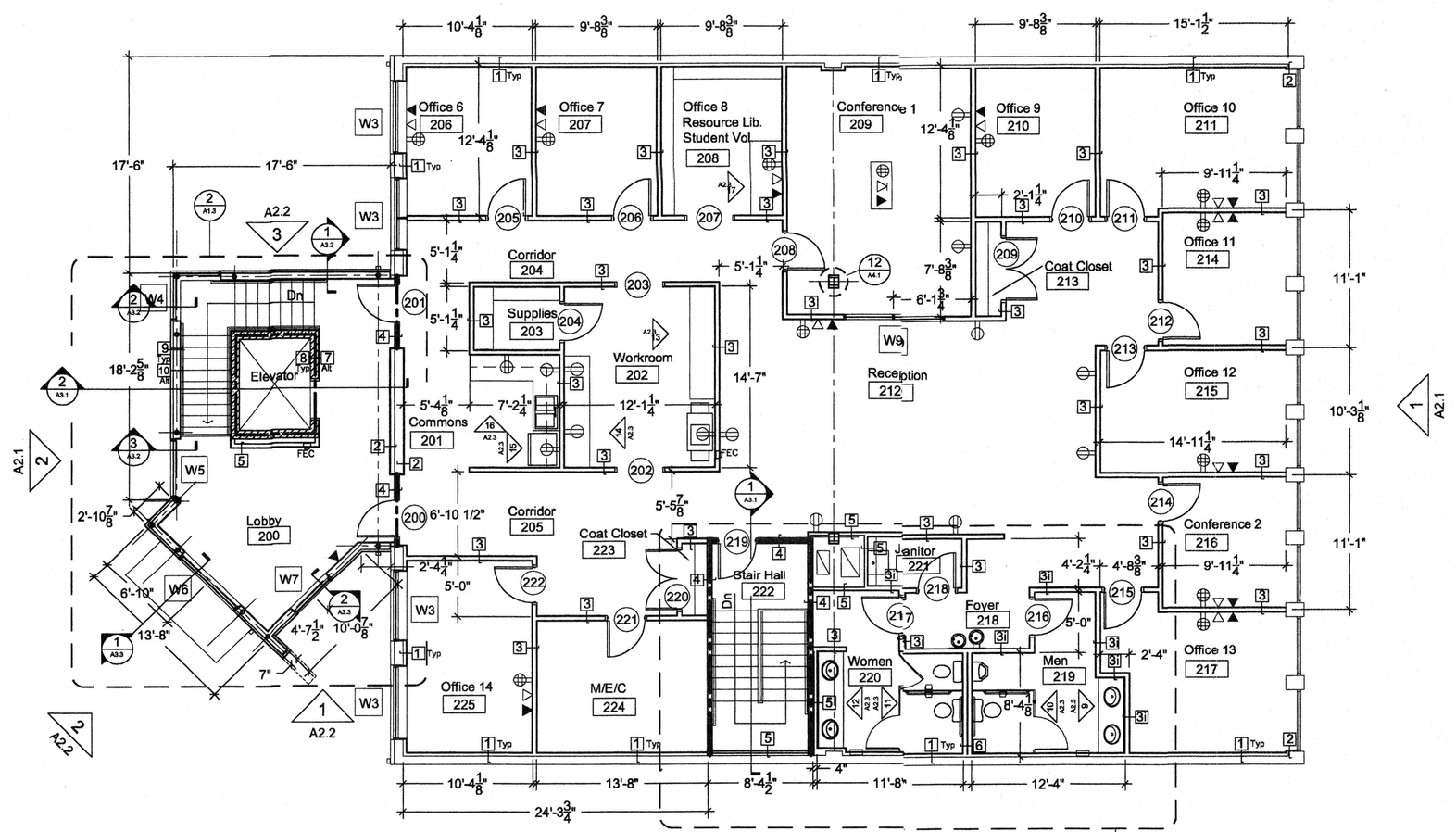

2 Second Floor Plan

SCALE: 1/8" = 1'-0"

NOTES:

REV.	NO.	DATE	ISSUE NOTES
△			

WEBER GROUP, INC

• DESIGN
• CONSTRUCTION
• SPECIALTY FABRICATIONS

5233 PROGRESS WAY
SELLERSBURG, INDIANA 47172
TEL 812.246.2100
FAX 812.246.2109

WWW.WEBERGROUPINC.COM

This drawing and the resultant constructed works are the property of Weber Group Inc. and is issued subject to the condition that they are not to be copied or reproduced either in whole or in part, or used in any manner detrimental to it's interest without the express written permission of the copyright holder, in accordance with Title 17 U.S.C. and the Architectural Works Copyright Act of 1990, P.L. 101-650, Title VII sect. 70 et. seq.

Drawings are not to be scaled. It is the responsibility of the contractor to verify all dimensions contained in these drawings, and to notify the architect of any discrepancies or inconsistancies prior to the start of construction. Contractor to notify architect of any intended change in construction materials, methods, size, etc.,as indicated on drawings for review and approval prior to commencement of such work.

Council on Mental Retardation
1151 S. Fourth Street

Louisville, Kentucky

DATE: 07.31.07
DRAWN BY: RFa
CHECKED BY: RFa
PROJECT NO. CMR-01-07

Architectural Floor Plans

SHEET A1.1 OF _____ REVISION _____