

LEASE

120 MIDLAND BLVD

120 Midland Blvd Shelbyville, KY 40065



PROPERTY DESCRIPTION

Prime commercial space available for lease consisting of 6,730 square feet.

Highly visible with plenty of parking between Planet Fitness and Feeders Supply. Other tenants include Southeast Christian Church, retail shops and restaurants. Midland trail has high traffic count. Don't miss the opportunity to become a part of this thriving strip center.

PROPERTY HIGHLIGHTS

- High visibility and accessibility
- Ample parking for convenience
- Flexibility for retail, office, or service use
- Well-maintained exterior for professional image

OFFERING SUMMARY

Lease Rate:	\$15.00 SF/yr (NNN)
Available SF:	6,732 SF
Lot Size:	206,161 SF
Building Size:	6,730 SF

DEMOGRAPHICS	0.3 MILES	0.5 MILES	1 MILE
Total Households	250	497	2,266
Total Population	754	1,455	6,048
Average HH Income	\$75,157	\$75,510	\$69,981

Scott Rogers
(502) 647-3415



Elizabeth Rogers
(502) 633-0398



COLDWELL BANKER
COMMERCIAL
ROGERS GROUP

LEASE

120 MIDLAND BLVD
120 Midland Blvd Shelbyville, KY 40065



Scott Rogers
(502) 647-3415

Elizabeth Rogers
(502) 633-0398



**COLDWELL BANKER
COMMERCIAL**
ROGERS GROUP

LEASE

120 MIDLAND BLVD

120 Midland Blvd Shelbyville, KY 40065



Scott Rogers
(502) 647-3415

Elizabeth Rogers
(502) 633-0398

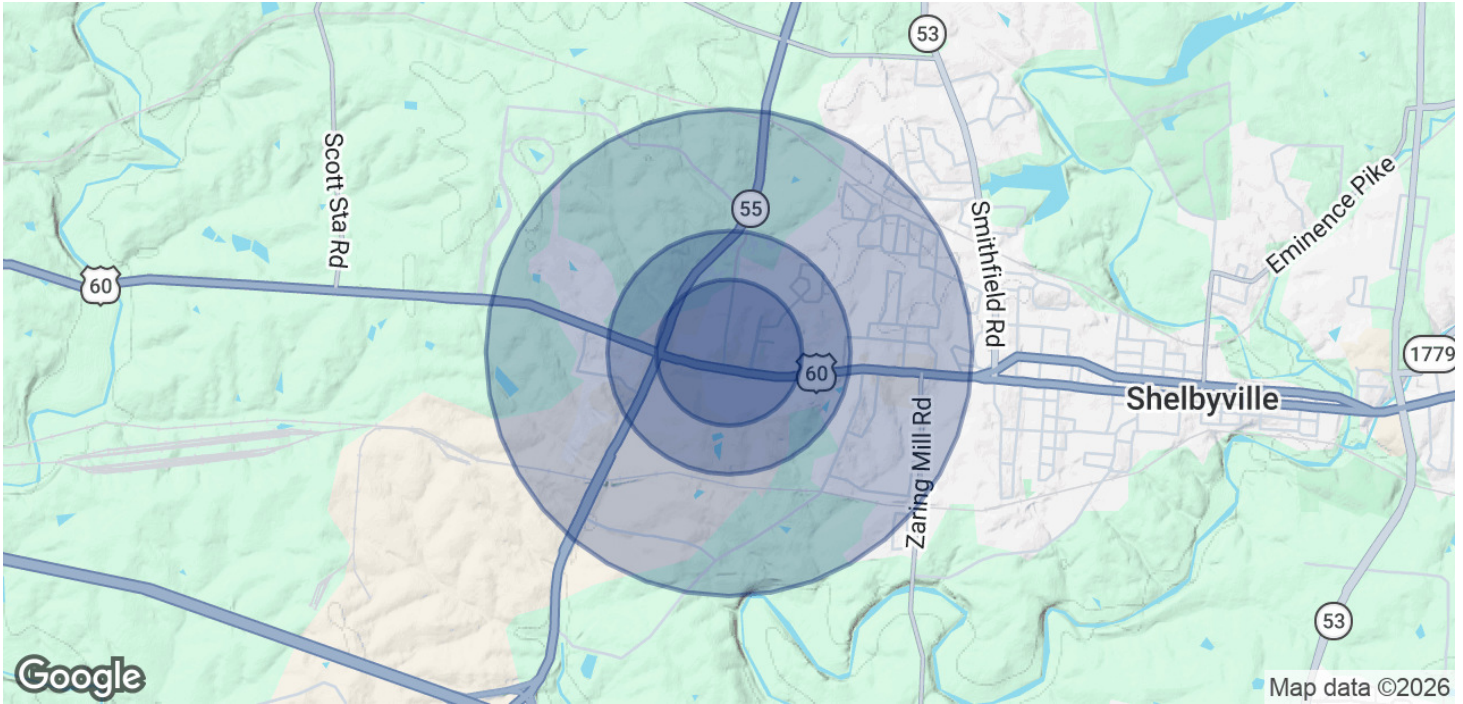


COLDWELL BANKER
COMMERCIAL
ROGERS GROUP

LEASE

120 MIDLAND BLVD

120 Midland Blvd Shelbyville, KY 40065



POPULATION	0.3 MILES	0.5 MILES	1 MILE
Total Population	754	1,455	6,048
Average Age	33	33	35
Average Age (Male)	31	31	32
Average Age (Female)	34	34	36

HOUSEHOLDS & INCOME	0.3 MILES	0.5 MILES	1 MILE
Total Households	250	497	2,266
# of Persons per HH	3	2.9	2.7
Average HH Income	\$75,157	\$75,510	\$69,981
Average House Value	\$230,551	\$238,963	\$221,531

Demographics data derived from AlphaMap

Scott Rogers
(502) 647-3415

Elizabeth Rogers
(502) 633-0398



**COLDWELL BANKER
COMMERCIAL**
ROGERS GROUP