

Retail Space

Now Available

10417 Watterson Trail
Louisville, KY 40299



Property Features

- + 3,015± square feet available in a two-tenant building with Chase Bank
- + Shared entrance
- + Ample on-site parking
- + Prominent location in the heart of Jeffersontown
- + Jeffersontown is a densely populated suburb of Louisville
- + Surrounded by restaurants and retail, as well as the Jeffersontown Chamber of Commerce

Contact Us





Clay Hunt

First Vice President
+1 502 412 7607
clay.hunt@cbre.com

Bryan Schwartz

Associate
+1 502 412 7635
bryan.schwartz@cbre.com

2022 Estimated Demographics

 DAYTIME POPULATION	1 MILE	2 MILES	3 MILES	4 MILES
2023 Daytime Population	11,223	40,187	85,360	131,889
Daytime Workers	6,950 61.9%	24,880 61.9%	51,844 60.7%	72,342 54.9%
Daytime Residents	4,273 38.1%	15,307 38.1%	33,516 39.3%	59,547 45.1%
 POPULATION	1 MILE	2 MILES	3 MILES	4 MILES
2023 Population - Current Year Estimate	10,014	33,124	72,093	126,192
2028 Population - Five Year Projection	9,953	33,043	71,923	126,128
2020 Population - Census	10,094	33,244	71,374	124,057
2010 Population - Census	9,559	32,337	66,614	114,755
2020-2023 Annual Population Growth Rate	-0.24%	-0.11%	0.31%	0.53%
2023-2028 Annual Population Growth Rate	-0.12%	-0.05%	-0.05%	-0.01%
 RACE AND ETHNICITY	1 MILE	2 MILES	3 MILES	4 MILES
2023 Population	10,014	33,124	72,093	126,192
White	6,941 69.3%	24,055 72.6%	51,011 70.8%	87,546 69.4%
Black or African American	1,323 13.2%	4,077 12.3%	9,692 13.4%	17,598 13.9%
Asian	205 2.0%	764 2.3%	3,395 4.7%	7,173 5.7%
American Indian or Alaska Native	32 0.3%	112 0.3%	192 0.3%	341 0.3%
Pacific Islander	8 0.1%	25 0.1%	51 0.1%	82 0.1%
Other Race	442 4.4%	1,220 3.7%	2,270 3.1%	4,070 3.2%
Two or More Races	1,063 10.6%	2,870 8.7%	5,482 7.6%	9,382 7.4%
 HOUSEHOLD INCOME	1 MILE	2 MILES	3 MILES	4 MILES
2023 Average Household Income	\$86,422	\$102,115	\$106,043	\$105,904
2028 Average Household Income	\$97,329	\$116,269	\$120,943	\$121,374
2023 Median Household Income	\$64,761	\$76,310	\$79,119	\$78,124
2028 Median Household Income	\$73,233	\$85,291	\$89,033	\$87,617
2023 Per Capita Income	\$36,538	\$41,890	\$44,263	\$44,744
2028 Per Capita Income	\$41,460	\$48,062	\$50,798	\$51,567

Contact Us

Clay Hunt

First Vice President

+1 502 412 7607

clay.hunt@cbre.com

Bryan Schwartz

Associate

+1 502 412 7635

bryan.schwartz@cbre.com

© 2023 CBRE, Inc. All rights reserved. This information has been obtained from sources believed reliable but has not been verified for accuracy or completeness. CBRE, Inc. makes no guarantee, representation or warranty and accepts no responsibility or liability as to the accuracy, completeness, or reliability of the information contained herein. You should conduct a careful, independent investigation of the property and verify all information. Any reliance on this information is solely at your own risk.