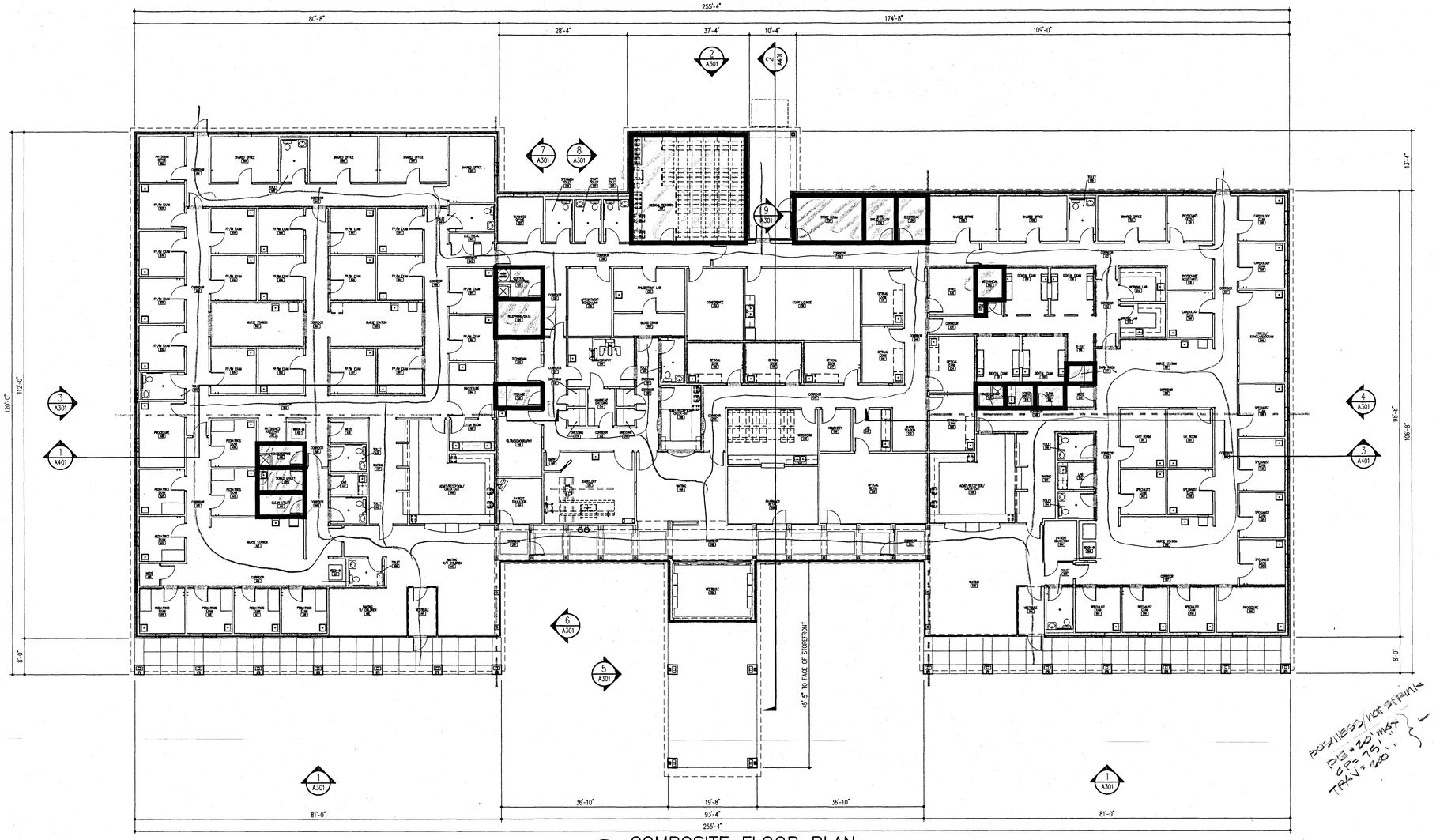

COMPOSITE FLOOR PLAN

3/32" = 1'

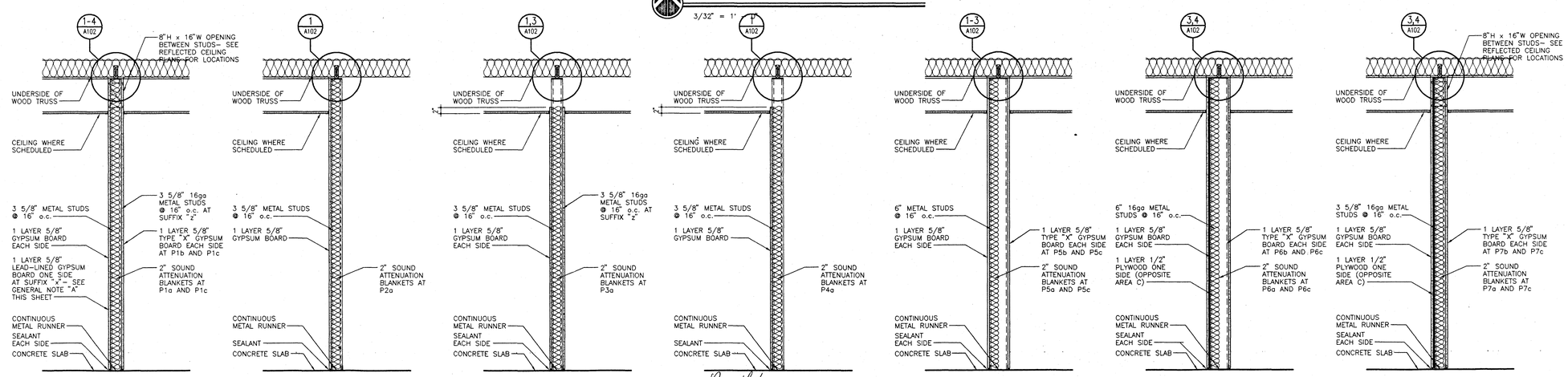

	P1		P2		P3		P4		P5		P6		P7	
STC 48	P1a	SOUND ATTENUATING	P2a	SOUND ATTENUATING	P3a	SOUND ATTENUATING	P4a	SOUND ATTENUATING	STC 48	P5a	SOUND ATTENUATING	STC 48	P6a	SOUND ATTENUATING	STC 48	P7a	SOUND ATTENUATING
UL U448	P1b	1 HOUR FIRE-RATED							UL U448	P5b	1 HOUR FIRE-RATED	UL U448	P6b	1 HOUR FIRE-RATED	UL U448	P7b	1 HOUR FIRE-RATED
UL U448	P1c	SOUND ATTENUATING 1 HOUR FIRE-RATED							UL U448	P5c	SOUND ATTENUATING 1 HOUR FIRE-RATED	UL U448	P6c	SOUND ATTENUATING 1 HOUR FIRE-RATED	UL U448	P7c	SOUND ATTENUATING 1 HOUR FIRE-RATED

note: EXTEND PARTITIONS TO FACE OF PARTIAL FURRING CEILING ASSEMBLY OVER REF. 1/A404

PARTITION TYPES

3/4" = 1' - 0"

FIRE BARRIER NOTES

A FIRE BARRIER DESIGNATIONS ARE FOR REVIEW PURPOSES ONLY. SEE FLOOR PLANS (A100 SERIES) FOR PARTITION TYPE DESIGNATIONS.

FIRE BARRIER LEGEND

1 HOUR SMOKE/FIRE BARRIER

LOAD-BEARING PARTITION (16ga STUDS)

PARTITION NOTES

A PARTITION TYPE DESIGNATIONS WITH SUFFIX "x" (i.e. P1ax) UTILIZE 20ga STUDS AND LEAD-LINED GYPSUM BOARD ONE SIDE UP TO 7'-0" ABOVE FINISHED FLOOR ON SIDE OF PARTITION FACING ROOM BOUNDED BY SUCH PARTITIONS, UNLESS NOTED OTHERWISE. INSTALL LEAD-LINED GYPSUM BOARD AROUND ENTIRE ROOM TO FORM A CONTINUOUS RADIATION SHIELD.

B PARTITION TYPE DESIGNATIONS WITH SUFFIX "z" (i.e. P1az) ARE LOAD-BEARING AND UTILIZE 16ga STUDS @ 16" o.c.- SEE STRUCTURAL DRAWINGS.

C SEE SHEET NO. A102 FOR TYPICAL PARTITION HEAD DETAILS AS REFERENCED ON PARTITION TYPES.

KEY PLAN

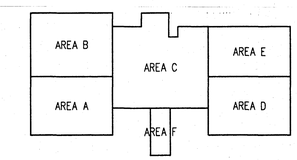

SIZELER ARCHITECTS
ARCHITECTURE INTERIOR DESIGN PLANNING
300 LAFAYETTE MALL SUITE 200
NEW ORLEANS, LOUISIANA 70130
(504)523-6472 FAX(504)529-1181

revisions

no.	by	revision	date
1			
2			
3			
4			
5			

SLIDELL MEDICAL CLINIC

Ochsner

EAST GAUSE BOULEVARD SLIDELL, LOUISIANA 70461

Composite Floor Plan
Partition Types

seal: I. WILLIAM SIZELER No. 1120 STATE OF LOUISIANA REGISTERED ARCHITECT

file name	a101.dwg
project number	02027.00
drawn by	DCWC
checked by	MKJ
quality control by	REN
date	02-06-98
phase	Contract Docs.
drawing number	A101