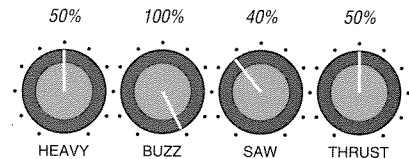
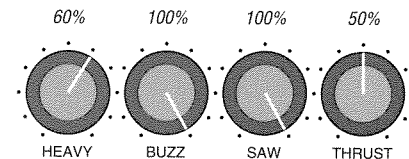


THE BUZZ SOUND



Use this setting to warp straight into the "Buzz Zone." Run the HEAVY up full and adjust the SAW to about 40%. Tune to D (D,G,C,F,A,D) and set the headstock of your guitar against your speaker cabinet while you play . . . a new dimension of space, a new dimension of sound.

THUMB 'PRICK' SOUND



Adjusting the HEAVY knob to about 60% and maxing both the BUZZ and SAW will deliver a ruthlessly distorted sound that has an extra helping of two-octave drop. There you have it, the sound of The Melvins on their EP 'Prick'.

IMPORTANT NOTES

- The FX33 battery is in use whenever the INPUT jack is plugged in. If you are not using the FX33, be sure to unplug the cable from the INPUT jack. This will prevent unnecessary battery drain.
- Remove the battery whenever the unit is not going to be used for an extended period of time. This will prevent possible damage due to leaking battery fluids.
- If the FX33 fails to switch in or out, or the LED indicator stays lit, the battery needs to be replaced. Replace the battery immediately.
- If there is a battery in the unit while an AC adapter is being used, normal operation will continue in case of accidental power cord disconnection or power failure.
- Use of any AC adapter other than the DOD PS50 or PS125 will void the warranty of this product.
- Unauthorized repair of the FX33 will void the warranty. Should your FX33 require service, contact your DOD FX pedal dealer for return/repair information.

DOD WARRANTY

1. The warranty registration card must be mailed within ten days after purchase date to validate this warranty.
2. DOD warrants this product, when used solely within the U.S., to be free from defects in materials and workmanship under normal use and service.
3. DOD liability under this warranty is limited to repairing or replacing defective materials that show evidence of defect, provided the product is returned through the original dealer, where all parts and labor will be covered up to a period of three years. The company shall not be liable for any consequential damage as a result of the product's use in any circuit or assembly.
4. Proof-of-purchase is considered to be the burden of the consumer.
5. DOD reserves the right to make changes in design or make additions to or improvements upon this product without incurring any obligation to install the same on products previously manufactured.
6. The foregoing is in lieu of all other warranties, expressed or implied, and DOD neither assumes nor authorizes any person to assume for it any obligation or liability in connection with the sale of this product. In no event shall DOD or its dealers be liable for special or consequential damages or from any delay in the performance of this warranty due to causes beyond their control.

DOD Electronics Corporation

8760 Sandy Parkway
Sandy, UT 84070

Telephone (801) 566-8800
FAX (801) 566-7005

International FAX (603) 672-4246

H A Harman International Company

Copyright © 1994 DOD Electronics Corporation

The specifications in this manual
are subject to change without notice.
FX33 18-0011-B



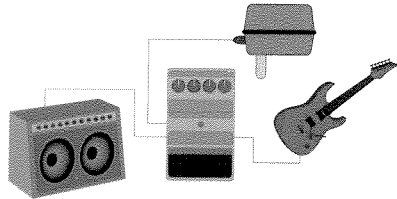
WHAT THE FX33 DOES

The FX33 Buzz Box is known as “the mother of all distortion pedals.” Inspired by the legendary Melvin’s guitarist, King Buzzo, the FX33 takes its incredibly nasty distortion to new and dangerous levels by adding a built-in octavizer. This octavizer takes the distortion signal and drops it down two octaves—producing an out-of-control chainsaw growl—and allows you to mix this with the regular distortion sound. Plug in your guitar or microphone and make the oak trees twitch with fear. On vocals you’ll produce an effect so eerie, you’ll have every wizard in OZ begging to send you back to Kansas.

Note: DOD will not be held responsible for any environmental damage caused by the FX33’s use.

CONNECTING THE FX33

Connect your guitar to the INPUT of the FX33. Connect the OUTPUT of the FX33 to your amp (or to the input of another effects device you may be running in series). To eliminate the need for a 9-volt battery, attach either the DOD PS50 or PS125 AC adapter to the POWER jack of the FX33.



FEATURES

- LED indicator shows status of effect and battery condition
- Active switching for noiseless operation
- No tools, easy access battery compartment
- Power jack for AC adapter operation
- Rugged die-cast metal case
- Three year limited warranty
- Non-skid rubber bottom
- Sensitive footpad for responsive performance

CONTROLS

HEAVY: This mixes the distortion signal with the octavized signal. Turning the HEAVY control counterclockwise gives you more distortion, while turning it clockwise gives you more octavized signal. **CAUTION:** Turning the HEAVY control too far clockwise may result in summoning demons from the depths of Hades (please do not refer demons, goblins, or the undead to DOD customer service—you’re on your own).

BUZZ: This controls the amount of distortion gain in the signal. Turn it counterclockwise for light dinner-background distortion and clockwise to enter the “Buzz Zone”—recognized by endless feedback, screaming animals, forest defoliation, lava flows, and extremely pissed parents.

SAW: This controls the high-frequency (treble) content in the overall signal. Turn it up and you’ll

get the horrific screaming squeal you hear from a red-lined Indy dragster. **Note:** There is no hard evidence of any link between extreme SAW settings and the depletion of the ozone layer; these claims are completely unfounded and silly!

THRUST: This matches the distortion and octavized effect level with the original signal level. By turning it down you may be able to postpone institutionalization for a short time. Turn it up and be prepared when you kick the footswitch for something analogous to the sonic boom of an F-16 fighter jet.

FOOTSWITCH: This switches the distortion and octavized effect in or out of the signal path.

LED INDICATOR: This lights when the distortion is enabled and goes out when the distortion is bypassed.

JACKS: Input, Output, AC Adapter. (Use either the DOD PS50 or PS125 power supply to eliminate the need for a 9-volt battery.)

OPERATION OF THE FX33

The FX33 Buzz Box is truly in a class by itself. No other pedal offers the infamous FX69 Grunge distortion and then lets you mix it with an untamed two-octave-drop octavizer. The resulting effect on your signal is just plain scary. King Buzzo had to write special songs just to fit this sound.

Good distortion sounds are really a matter of personal taste, but some example settings are shown to give you a starting point for creating your own sounds.

The HEAVY knob lets you mix the amount of grinding distortion to the amount of nefarious octavized signal. Turn the knob counterclockwise for more distortion and turn it clockwise for more octavized signal.

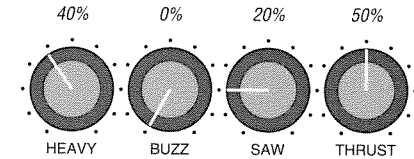
The BUZZ knob controls the amount of distortion gain. Turn it up and you’ll get hairy, screaming distortion and longer sustain.

The SAW knob controls the high-frequency (treble) content of the signal. Turn it up for more edge to your sound, allowing your guitar to cut through a mix better.

When setting up the effect, use the THRUST knob to match the level of the distortion effect with the level of the original signal. The control should be set so that there is a slight increase in level when the effect is switched into the signal path.

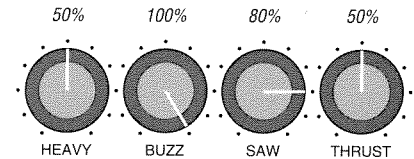
On the following pages, some examples of different types of sounds are shown, along with graphic representations of how to set the knobs. Since good (or bad) guitar sounds are a subjective matter, use these examples as starting points for creating your own sounds that meet your specific tastes—or lack thereof.

VOCAL APPLICATION



When used for vocals the FX33 produces demonic sounds. Even Darth Vader cowers in fear when he hears this thing. Turn down the BUZZ, and back off on the SAW a bit to produce some unearthly vocals. It’s like singing a hellish duet with Beelzebub.

GENERAL GUITAR APPLICATION



This is a great sound for wreaking all-purpose-guitar havoc. Just crank the BUZZ and give yourself plenty of SAW. Try tuning down to D (D,G,C,F,A,D) or C# (C#,F#,B,E,G#,C#) and play power chords at the bottom of the neck. If your parents have ever been institutionalized due to your past behavior, this will probably cause a relapse.