
DOD WARRANTY

1. The warranty registration card must be mailed within ten days after purchase date to validate this warranty.
2. DOD warrants this product, when used solely within the U.S., to be free from defects in material and workmanship under normal use and service.
3. DOD Electronic's liability under this warranty is limited to repairing or replacing defective materials that show evidence of defect, provided the product is returned through the original dealer, where all parts and labor will be covered up to a period of three years. The company shall not be liable for any consequential damage as a result of the product's use in any circuit or assembly.
4. Proof of date of purchase is considered to be the burden of the consumer.
5. Batteries are not covered by this warranty. Please remove weak or dead batteries in order to prevent corrosion damage.
6. DOD reserves the right to make changes in design or make additions or improvements upon this product without incurring any obligation to install the same on products previously manufactured.
7. The use of any other A.C. adapter other than a DOD PS-3 or DOD FX 105 will void the warranty of this product.

-
8. Unauthorized repair of the product will void the warranty. Should the product require service, contact your DOD FX pedal dealer for return/repair information.
 9. The foregoing is in lieu of all other warranties, expressed or implied, and DOD neither assumes nor authorizes any person to assume for it any obligation or liability in connection with the sale of this product. In no event shall DOD or its dealers be liable for special or consequential damages or from any delay of the performances of this warranty due to causes beyond their control.

© 1990 DOD Electronics Corporation
The specifications in this manual are subject to change without notice.
Printed in U.S.A. Made in U.S.A.

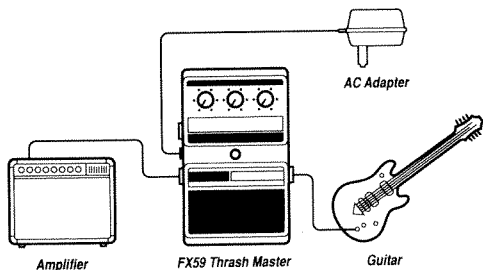
Instruction Manual

FX-59 THRASH MASTER

The FX 59 Thrash Master screams over the edge with overwhelming distortion and super-edgy tone for raging speed freaks who only live for hyperspeed solos and warp-speed beat. For dealers in death and destruction only.

CONNECTING THE FX 59 THRASH MASTER

Connect the INPUT of the FX 59 to your guitar with a 1/4-inch mono phone plug. Connect the OUTPUT of the FX 59 to your amplifier (or to the input of other effects if you're using them) with a 1/4-inch mono phone plug. To eliminate the need for a 9 volt battery, attach either the DOD PS 3 or the DOD FX 105 power supply to the 3.5 mm A.C. adapter jack.



FEATURES

- FET switching for "clickless" insertion into the signal path
- LED indicator shows the status of the effect and battery condition
- No tools, easy access battery compartment
- Adapter jack for A.C. operation
- Rugged die cast metal case
- Three year limited warranty
- Rubber non-skid bottom

CONTROLS

LEVEL: Adjusts the level of the distorted signal compared to the level of the "dry" signal.

PRESENCE: Adjusts the level of treble added to the distorted signal.

DISTORTION: Adjusts the level of distortion.

FOOTSWITCH: Switches the distortion effect IN/OUT of the signal path.

LED INDICATOR: Lights up when the distortion is enabled.

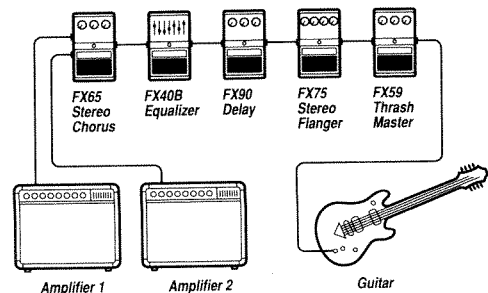
JACKS: INPUT, OUTPUT, A.C. ADAPTER.

IMPORTANT NOTES

- Unplug input jack when not in use.
- LED will dim and distortion will be present when the battery is depleted.

EFFECTS CHAIN

A stereo multiple effects setup using the FX 59 might look like this:



CHANGING THE BATTERY

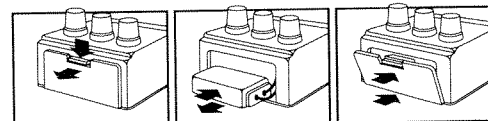


Figure 1

Figure 2

Figure 3

Figure 1: Push tab down and pull out at top
 Figure 2: Remove battery and replace as shown
 Figure 3: Insert cover in groove and push closed

Use Eveready® #216 zinc or Eveready® #522 alkaline batteries.