


---

## **DOD LIMITED WARRANTY**

1. The warranty registration card must be mailed within ten days after purchase date to validate this warranty.
2. DOD warrants this product, when used solely within the U.S., to be free from defects in materials and workmanship under normal use and service.
3. DOD liability under this warranty is limited to repairing or replacing defective materials that show evidence of defect, provided the product is returned to DOD WITH RETURN AUTHORIZATION, where all parts and labor will be covered up to a period of three years. A Return Authorization number may be obtained from DOD by telephone. The company shall not be liable for any consequential damage as a result of the product's use in any circuit or assembly.
4. Proof-of-purchase is considered to be the burden of the consumer.
5. DOD reserves the right to make changes in design or make additions to or improvements upon this product without incurring any obligation to install the same on products previously manufactured.
6. The foregoing is in lieu of all other warranties, expressed or implied, and DOD neither assumes nor authorizes any person to assume for it any obligation or liability in connection with the sale of this product. In no event shall DOD or its dealers be liable for special or consequential damages or from any delay in the performance of this warranty due to causes beyond their control.



## **Operation Manual**

---

## FEATURES

- LED indicator shows status of effect and battery condition.
  - Active switching for noiseless operation.
  - Adapter jack for AC operation.
  - Rugged die-cast metal case.
  - Three year limited warranty.
  - Rubber non-skid bottom.
- 

## NOTES

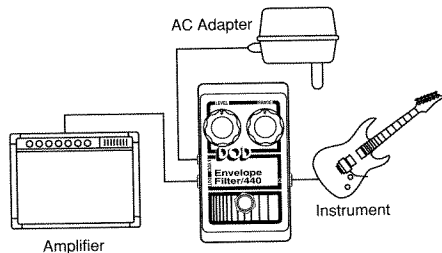
- Unplug Input jack when not in use.
  - LED will dim and unwanted distortion will be present when batteries are depleted.
- 

## CHANGING THE BATTERY

- Step 1: Remove back plate screws.  
Step 2: Remove battery and replace.  
Step 3: Replace back plate and screws.

---

## OPERATION



---

## CONTROLS

Level: Controls the effect level.  
Range: Varies the width of the effect.

---

## SPECIFICATIONS

Input Impedance: 4 M $\Omega$   
Output Impedance: 100 k $\Omega$   
Maximum Input Level: 6 V  
Power Supply: 9 VDC

---

## FEATURES

- LED indicator shows status of effect and battery condition.
  - Active switching for noiseless operation.
  - Adapter jack for AC operation.
  - Rugged die-cast metal case.
  - Three year limited warranty.
  - Rubber non-skid bottom.
- 

## NOTES

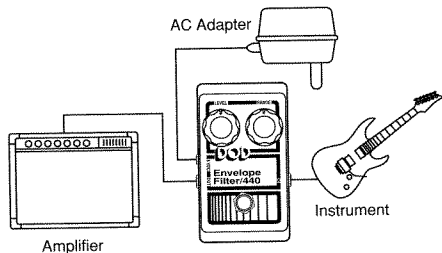
- Unplug Input jack when not in use.
  - LED will dim and unwanted distortion will be present when batteries are depleted.
- 

## CHANGING THE BATTERY

- Step 1: Remove back plate screws.  
Step 2: Remove battery and replace.  
Step 3: Replace back plate and screws.

---

## OPERATION



---

## CONTROLS

- Level: Controls the effect level.  
Range: Varies the width of the effect.
- 

## SPECIFICATIONS

- Input Impedance: 4 M $\Omega$   
Output Impedance: 100 k $\Omega$   
Maximum Input Level: 6 V  
Power Supply: 9 VDC