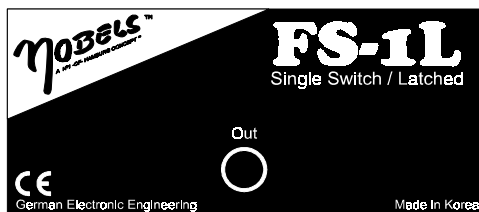


Owners Manual FS-1L

The FS-1L incorporates an ON/OFF-switch in a metal housing with a big strong button. ON/OFF-switches (latch-type) are used in most amplifiers, e.g. for channel switching or reverb switching. The FS-1L can be operated without battery. When using a battery, the LED will indicate the state of the switch:

LED "ON" = switch is closed

LED "OFF" = switch is open



A) BACKVIEW:

On the backside is the "OUT" jack of the FS-1L.

The battery cover is on the bottom side. Use a coin or a big screwdriver to open it.

Please note: Remove the battery, if you do

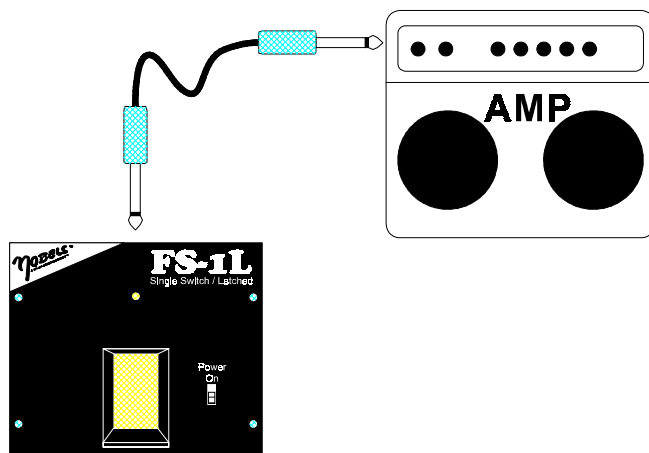
not need the FS-1L for a longer period of time.

B) CONNECTION:

Connect a mono cable to the "OUT" jack of the FS-1L and to the remote jack of your amplifier. Please make sure that the unit which has to be switched, is prepared for latched-type footswitches!

If the unit only switches after using the footswitch twice, the unit needs a UNLATCHED type footswitch!

For this you have to use the NOBELS FS-1U!



For more information please contact your local dealer!



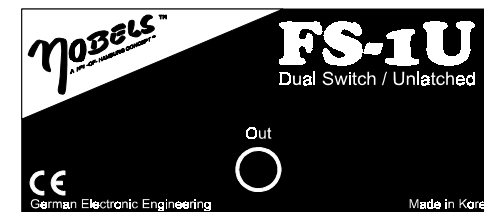
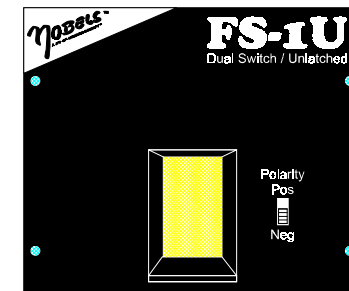
Owners Manual FS-1U

The FS-1U incorporates a momentary-switch in a solid metal housing with a big strong button. Momentary-switches (unlatch-type) are mostly used by computer controlled equipment like multieffect, keyboards, etc. e.g. all NOBELS effect pedals can be remote controlled by a momentary switch. Some equipment needs a switch that is open and only closes, when pressed. Other equipment needs a switch that is closed and opens, when pressed. Both functions are possible with the FS-1U.

You can adjust the polarity of the FS-1U switch with the slideswitch "Polarity".

A) BACKVIEW

On the backside is the "OUT" jack of the FS-1U.

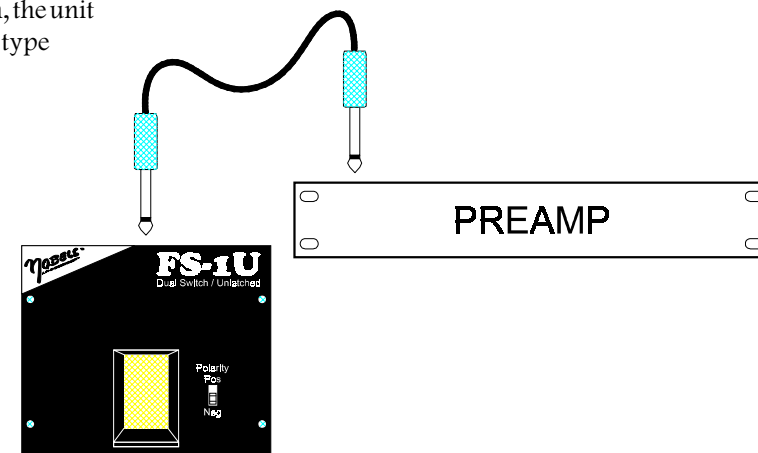


B) CONNECTION:

Connect a mono cable to the "OUT" jack of the FS-1U and to the remote jack of your amplifier. Please make sure that the unit to be switched is prepared for unlatched footswitches!

If the unit only switches while holding the footswitch, the unit needs a LATCHED type footswitch!

For this you have to use the NOBELS FS-1L!



For more information please contact your local dealer!

