


THE DIGITAL BRUSHLESS COMPANY




2022 ENGLISH CATALOG

SUMMARY

ROGER TECHNOLOGY CATALOGUE 2022

THE COMPANY	6	SWING GATES	61
ROGER BRUSHLESS	8	AUTOMATIC BARRIERS	135
COMPLETELY BRUSHLESS	10	OVERHEAD DOORS	169
HIGH SPEED	12	ACCESSORIES & SECURITY	177
SLIDING GATES	15		



WE LOVE
TO PRODUCE IN ITALY

PRODUCT INDEX

A

ACCESSORIES & SECURITY
(OVERVIEW) – 176

AYRON SERIES – 112

B

B70 SERIES – 180

BARRIERS (OVERVIEW) – 134

B-CONNECT SERIES – 210

BIONIK 4 SERIES – 136

BIONIK 4HP SERIES – 146

BIONIK 6 SERIES – 146

BIONIK 8 SERIES – 160

C

CFT SERIES – 216

CRA SERIES – 216

CS SERIES – 214

E

E20 SERIES – 70

E30 SERIES – 54

E80 SERIES – 196

EDGE1 SERIES – 183

F

FIFTHY SERIES – 198

G

G30 SERIES – 46

G90 SERIES – 201

H

H20 SERIES – 90

H21 SERIES – 106

H23 SERIES – 118

H30 SERIES – 24

H70 SERIES – 178

H85 SERIES – 205

H93 SERIES – 192

K

KIT AYRON – 116

KIT B70 – 186

KIT BE20 – 76

KIT BH30 – 34

KIT BM30 – 22

KIT EDGE – 188

KIT H30 – 36

KIT H70 – 186

KIT M30 – 22

KIT R20 – 84

KIT R30 – 44

M

M30 SERIES – 16

M80 SERIES – 197

M90 SERIES – 203

MONOS SERIES – 62

O

OVERHEAD DOORS
(OVERVIEW) – 168

P

POWER BOX SERIES – 190

R

R20 SERIES – 78

R21 SERIES – 94

R23 SERIES – 126

R30 SERIES – 38

R41 SERIES – 170

R70 SERIES – 179

R85 SERIES – 212

R90 SERIES – 200

R91 SERIES – 198

R92 SERIES – 198

R93 SERIES – 193

R99 SERIES – 218

S

SLIDING GATES (OVERVIEW) – 14

SET BH23 – 124

SET BR21 – 102

SET E30 – 58

SET H21 – 110

SET H23 – 124

SET R21 – 104

SET R23 – 132

SMARTY SERIES – 86

SYNUS SERIES – 194

SWING GATES

(OVERVIEW) – 60

T

T80 SERIES – 195

T90 SERIES – 204

TRIX SERIES – 216

The company



world ROGER

PEOPLE AND IDEAS

From the very beginning Roger Technology has evolved and grown because it's people believe that any bright idea can lead to great change in the future. Our people are passionate and innovative in our approach to every challenge, always pushing the boundaries to develop extraordinary products.

PRODUCT EXPERIENCE

In our language we translate the word "experience" as passion. It is this passion that drives us in the development of revolutionary new products that serve the real needs of our customers. We understand that our customers want a product designed around the way that they work.

Primo Florian: Founding partner - Engineering and design,
Dino Florian: Founding President - Development and design,
Renato Florian: Founding partner - Assembly and quality



EXCELLENT RAW MATERIALS

Steel, ductile cast iron, aluminium, bronze, copper and titanium have always been the main and exclusive raw materials used in the advanced engineering processes of our company.



PRODUCTION TECHNOLOGY

At Roger Technology all internal manufacturing is carried out on optimised production lines making use of very advanced technology. We have invested heavily in robotics and automated all product manufacturing phases. This ensures that all components and semi-finished products are highly reliable, and are fully compliant with our exceptionally high quality standards.



INTERNAL ASSEMBLY

Our highly qualified and dedicated staff oversee the fitting and assembly stages. Every piece of equipment is checked by our all Italian personnel to ensure that we deliver reliable products to our customers.



The logo for ROGER BRUSHLESS, featuring an orange square with a white circle inside, followed by the text "ROGER" in a bold, black, sans-serif font and "BRUSHLESS" in a smaller, black, sans-serif font below it.

The logo for AZIENDA ITALIANA, featuring a vertical tricolor of green, white, and red, with the text "AZIENDA" above and "ITALIANA" below.

MOTOR PRODUCTION

We are the creators at the heart of the product! All of our digital brushless motors are designed and manufactured in our own factories. Using dedicated automated machines the motors are wound with ultimate precision.

A digital brushless motor with permanent magnetic field, digital electronics for the complete management of the automation system control. Designed for super intensive use with the added benefit of a super low power consumption.
THIS IS ROGER BRUSHLESS.



DIGITAL BRUSHLESS MOTOR

Innovative, revolutionary Brushless digital motor with permanent magnetic field, 36V three-phase sinusoidal with native encoder that permits highly intensive use of the automation with extremely reduced consumption, whilst at the same time fully guaranteeing all its safety and management functions.



NEW GENERATION OF ELECTRONICS

The new control unit with onboard Brushless digital controller (36V DC). Without traditional relays and thanks to its revolutionary MOSFET quadrant system and its control technology entirely based on a DSP microcontroller, it represents a new generation of electronic cards created to safely handle every type of automation movement.



ENGINEERING PASSION

All the mechanical components and gears are manufactured in steel, cast iron and bronze. The automation system casings are made from titanium-reinforced die-cast aluminium. All the gears are inspected and assembled on high-quality bearings and inserted on precise seats machined to provide absolute precision between the axes.



ABSOLUTELY THE FIRST TO MAKE THE **BRUSHLESS**

The revolutionary
digital motor with
12 unique features.

A technology that offers maximum
performance but consumes less
power than other motors.

3-PHASE DIGITAL BRUSHLESS MOTOR



A very powerful motor with substantial torque. The motor is compact and neat due to the special concentrated coil windings, it is powered by a three phase sinusoidal system.

DIGITAL AND VECTORIAL AUTOMATION CONTROLLER



The BRUSHLESS digital controller, which operates at low voltage 36V DC, allows 100% control of the automation system in digital mode. Due to its operation entirely based on a DSP microcontroller the travel and all the movements of your automation system can therefore be programmed and customised easily, precisely and elegantly.

THE DIGITAL SILENCE OF THE MOTOR



One great impact is the silence or the near absence of noise, generated by the BRUSHLESS motor during all its movements.

MOTOR FOR SUPER-INTENSIVE USE



We wanted to surprise our customers with a product that was fundamentally different to any other product on the market. Fact: our motor remains permanently cold even after many days of super intensive use.

SPEED, ACCELERATION AND DECELERATION WITH EXTREME ELEGANCE



The automation system with brushless digital technology creates perfect and elegant movements. With a constant force and torque at every point and with the option of varying the speed on deceleration and acceleration the system can be managed with maximum safety.

EXTREMELY LOW ENERGY CONSUMPTION



A motor that can operate at low voltage in super-intensive use and which can operate in environments with extremely demanding weather conditions while maintaining very low energy consumption and absorption levels. We can move a 600 kg sliding gate and use less than 30W of power.

IMPACT, OBSTACLE DETECTION AND REVERSAL IN TOTAL SAFETY



Thanks to digital technology we are able to detect an obstacle and reverse the motor instantly, by simply specifying the torque of the motor, the sensitivity, the time and the travel of the reversal. All in full compliance with safety requirements.

ONBOARD NATIVE DIGITAL ENCODER



The BRUSHLESS motor has a highly advanced native digital encoder that controls management of automation systems in a safe, precise and extremely elegant manner.

NO PROBLEM IN THE EVENT OF POWER FAILURE



With the help of internal or external batteries and the associated battery charging card, your automation system continues to operate for a considerable time even during prolonged power cuts, ensuring many more operations than traditional technologies.

MOTOR AT AMBIENT TEMPERATURE



The brushless motor was created with the main goal of being a motor for super intensive use and with a 99% efficiency. Regardless of how many operations the engine performs in a day, it always remains cold or at the most reaches the outside ambient temperature.

SIMPLE INSTALLATION WITH A SINGLE 3-WIRE CABLE



And the BRUSHLESS motor can be installed by simply connecting it using a single 3-wire cable! What could be easier? This will provide fully digital management of your automation system thanks to sensorless or sensed technology depending on the type of automation system.

ADVANCED PRECISION ENGINEERING TO OBTAIN OPTIMAL MOTOR PERFORMANCE



We have created a mechanism that gives you the opportunity to get the maximum performance out of the motor. A product which combines the quality of the internal production processes, the mechanical processing and the use of high quality ferrous and non-ferrous materials.

HIGH SPEED



**ANIMAL INSTINCT,
DIGITAL SPEED**




100%
FASTER

MANAGE
SEPARATE SPEED IN
OPENING AND CLOSING

MANAGE
SEPARATE SLOW DOWNS
AND ACCELERATIONS IN OPENING
AND CLOSING

100%
SAFETY THANKS TO ITS
STARTING POINT OF
SLOW DOWNS WITH ITS
RELATED SPEED



WE'LL SHOW YOU A FASTER WAY TO WATCH YOUR GATE MOVE!

With the new high speed line, digital HIGH SPEED, it is possible to open and close your gate at very high speed, with maximum elegance and more than doubling the decrease in waiting times of other operators for gate automation.

We are offering you the ideal solution for all installations that require very fast manoeuvre times, intensive use, maximum movement elegance and total safety during the movement and obstacle detection phases.

SLIDING GATES



BM30



BH30



BG30

SWING GATES



BR21



AYRON



BE20



SMARTY

AUTOMATIC BARRIERS



BIONIK4







BIONIK1PC

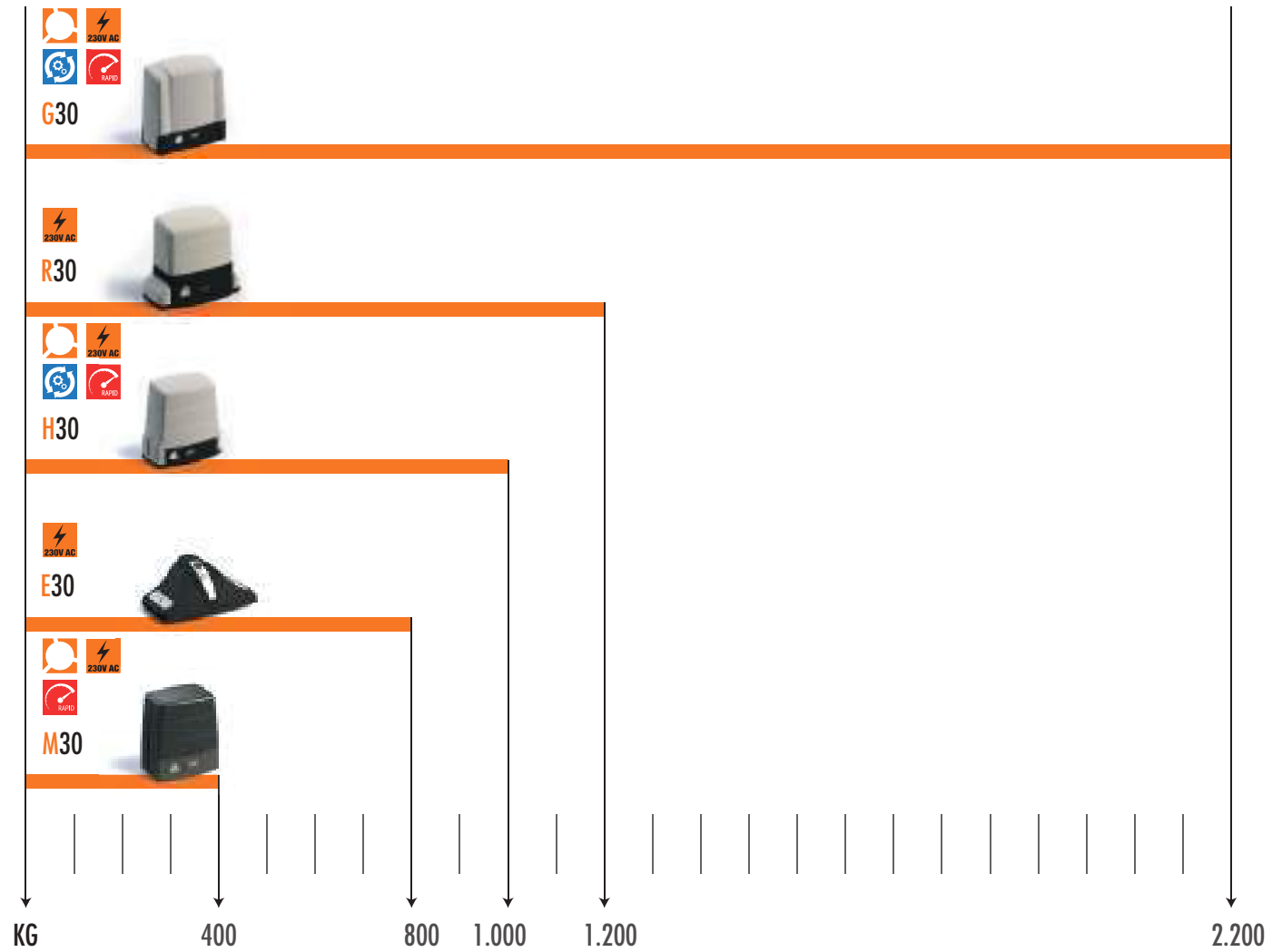


BIONIK1PE



SLIDING GATES OVERVIEW

-  BRUSHLESS MOTOR
-  230V AC MOTOR
-  HIGH SPEED MOTOR
-  REVERSIBLE MOTOR





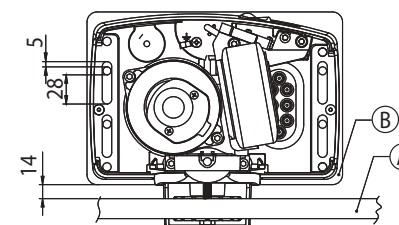
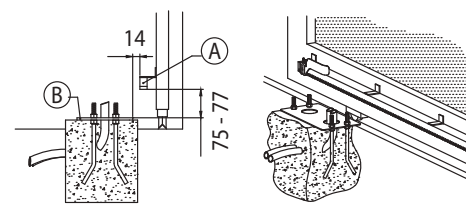
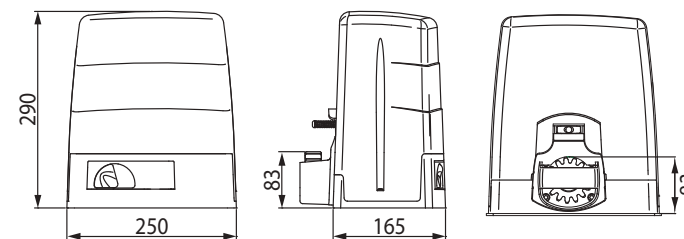
GATES

SLIDING

SERIES M30

The automations of ROGER TECHNOLOGY for the sliding gates have been designed in different versions. Amazing for its beautiful design and efficient for each size of the different type of gates, The M30 SERIES cover a range of gates up to 400 kg of weight.

DIMENSIONS & INSTALLATION



A = Rack
B = Fastening plate
(thickness 3mm)





Residential



PRODUCT CODE	DESCRIPTION	NUMBER ITEMS PER PALLET	
BM30/303/HS - BM30/303/HS/115	Electromechanical HIGH SPEED BRUSHLESS motor, low voltage, super intensive use, irreversible, ideal for sliding gates up to 400 kg with built-in digital controller B70 series, mechanical limit switch.	44	
BM30/304/HS	Electromechanical HIGH SPEED BRUSHLESS motor, low voltage, super intensive use, irreversible, ideal for sliding gates up to 400 kg with built-in digital controller B70 series, magnetic limit switch.	44	
KIT BM30/326/HS	KIT Electromechanical HIGH SPEED BRUSHLESS motor, low voltage, super intensive use, irreversible, ideal for sliding gates up to 400 kg with built-in digital controller B70 series, magnetic limit switch.	44	

FEATURES			
MODEL	BM30/303/HS - BM30/303/HS/115	BM30/304/HS	KIT BM30/326/HS
Max gate weight	400 kg	400 kg	400 kg
Power line supply	230V AC / 115V AC - 50Hz	230V AC - 50Hz	230V AC - 50Hz
Motor power supply	24V	24V	24V
Power rating	125W	125W	125W
Frequency of use	Intensive use	Intensive use	Intensive use
Thrust	50 - 350N	50 - 350N	50 - 350N
Operating temperature	-20+55°C	-20+55°C	-20+55°C
Protection level	IP44	IP44	IP44
Reductor Type	Irreversible	Irreversible	Irreversible
Manoeuvre speed	26 m/min (0.44 m/s)	26 m/min (0.44 m/s)	26 m/min (0.44 m/s)
Limit switch	Mechanical	Magnetic	Magnetic
Onboard control unit	B70/1DC	B70/1DC	B70/1DC
Encoder	Digital native encoder + magnetic digital SENSORED, 4096 PPR	Digital native encoder + magnetic digital SENSORED, 4096 PPR	Digital native encoder + magnetic digital SENSORED, 4096 PPR
Type exit gear	Z15/mod 4	Z15/mod 4	Z15/mod 4
Operating cycles per day (opening/closing - 24 hours no stop)	500	500	500
Maximum dimension product in mm (L x W x H)	250 x 165 x 290	250 x 165 x 290	250 x 165 x 290
Product weight packed (Kg)	10,8	10,8	11,6






PRODUCT CODE	DESCRIPTION	NUMBER ITEMS PER PALLET	
M30/324	Electromechanical motor 230V AC irreversible ideal for sliding gates up to 400 kg with built-in control unit H70, optical encoder and magnetic limit switch.	44	
KIT M30/326	KIT Electromechanical motor 230V AC irreversible ideal for sliding gates up to 400 kg with built-in control unit H70, optical encoder and magnetic limit switch.	44	

FEATURES		
MODEL	M30/324	KIT M30/326
Max gate weight	400 kg	400 kg
Power line supply	230V AC - 50Hz	230V AC - 50Hz
Motor power supply	230V AC	230V AC
Power rating	210W	210W
Frequency of use	50%	50%
Thrust	250N	250N
Operating temperature	-20+55°C	-20+55°C
Protection level	IP44	IP44
Reductor Type	Irreversible	Irreversible
Manoeuvre speed	9.5 m/min (0.16 m/s)	9.5 m/min (0.16 m/s)
Motor thermal protection	150°C	150°C
Incorporated condenser	12,5 µF	12,5 µF
Limit switch	Magnetic	Magnetic
Onboard control unit	H70/104AC	H70/104AC
Encoder	Optical	Optical
Type exit gear	Z15/mod 4	Z15/mod 4
Maximum dimension product in mm (L x W x H)	250 x 165 x 290	250 x 165 x 290
Product weight packed (Kg)	10,7	11,1





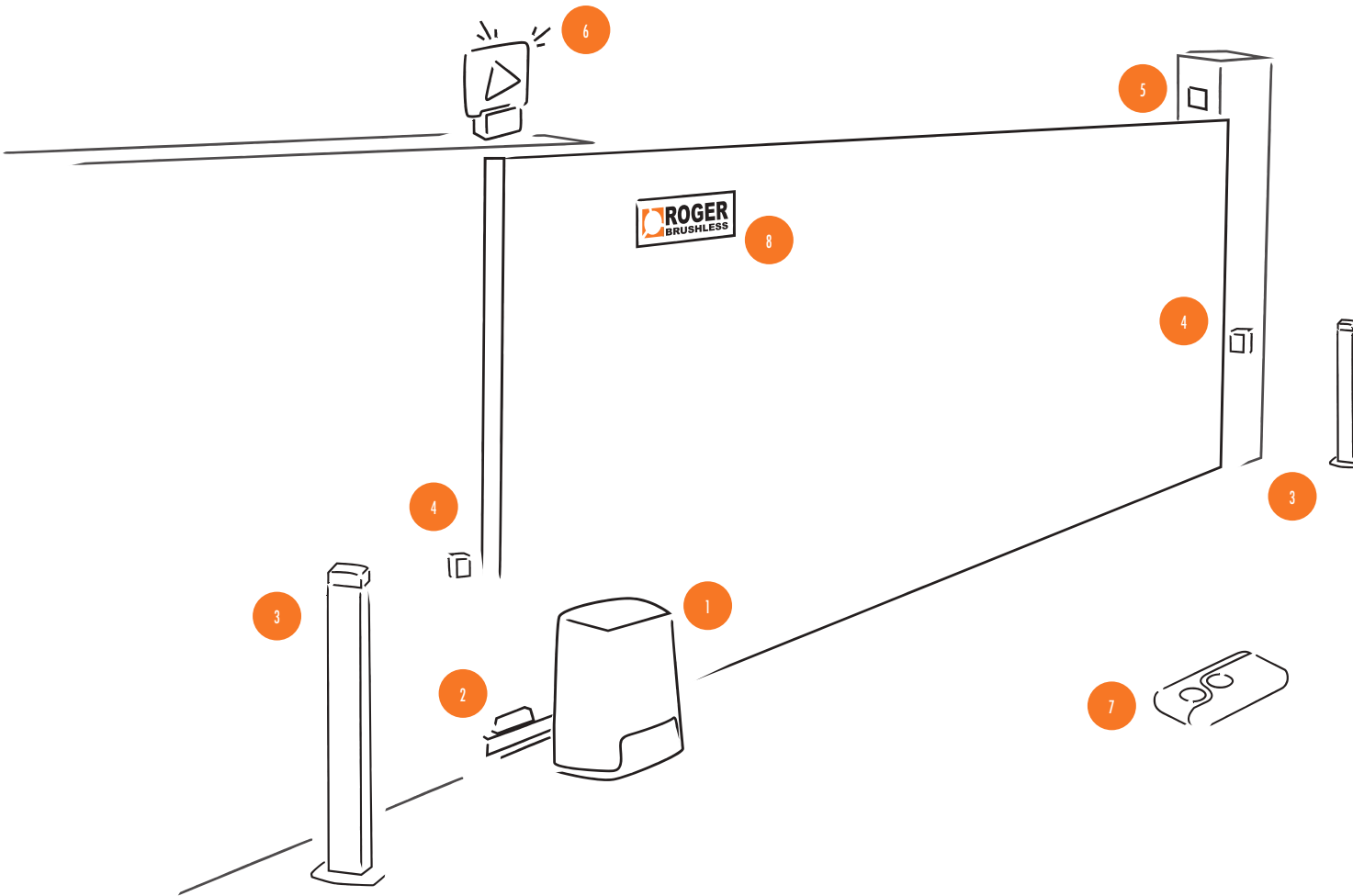
ACCESSORIES INCLUDED

CODE	DESCRIPTION		BM30/303/HS - BM30/303/HS/115	BM30/304/HS	M30/324
KT223	Fixing plate with stay bolts and screws M30 series.		√	√	√
MC773	Kit mechanical limit switch for control unit H70/103AC, H70/104AC, B70/1DC, B70/1DCHP.		√		
MC775	Kit magnetic limit switch for control unit H70/103AC, H70/104AC, B70/1DC, B70/1DCHP.			√	√

OPTIONAL ACCESSORIES

B71/PBX24/BOX	Hybrid inverter, "Network Assisted" version, for powering the automation. Also provides a battery-charger function thanks to the connection to the solar panels or mains supply for powering the 24V DC brushless digital controllers with a mains voltage of 230V AC.		√	√	
B71/PBX24/BOX/115	Hybrid inverter, "Network Assisted" version, for powering the automation. Also provides a battery-charger function thanks to the connection to the solar panels or mains supply for powering the 24V DC brushless digital controllers with a mains voltage of 115V AC.		√	√	
B71/PBX/BOX	Hybrid inverter, "Full Solar" version, for powering the automation. Also provides a battery-charger function thanks to the connection to the solar panels for powering the brushless digital controllers.		√	√	
KT220	Raised fixing plate for M30 series (+3 cm).		√	√	√
GA550	Galvanised steel rack 22x22x1000 module 4.		√	√	√
GA551	Galvanised steel rack 30x12x1000 module 4 with spacers and screws.		√	√	√
GA554	Pocket of 6 spacers (2,5 cm) and screws.		√	√	√
GA557	Roger Technology nylon rack module 4 with 6 connectors L.1000.		√	√	√
R99/C/001AL	Signboard "Automatic Opening" Aluminium version.		√	√	√
R99/C/001	Signboard "Automatic Opening".		√	√	√

INSTALLATION LAYOUT - SERIES M30



INSTALLATION CONFIGURATION ELEMENTS

- 1 Sliding gear motor with onboard control unit
- 2 Mechanical or magnetic limit switch
- 3 Photocell column
- 4 Pair of photocells
- 5 Key or keypad control selector
- 6 LED flashing light with integrated antenna
- 7 Fixed or rolling code remote controls
- 8 Signboards

KIT BM30 M30



Residential



PRODUCT CODE	DESCRIPTION	NUMBER ITEMS PER PALLET	
KIT BM30/326/HS	KIT Electromechanical HIGH SPEED BRUSHLESS motor, low voltage, super intensive use, irreversible, ideal for sliding gates up to 400 kg with built-in digital controller B70 series, magnetic limit switch.	44	



PRODUCT CODE	DESCRIPTION	NUMBER ITEMS PER PALLET	
KIT M30/326	KIT Electromechanical motor 230V AC irreversible ideal for sliding gates up to 400 kg with built-in control unit H70, optical encoder and magnetic limit switch.	44	

KIT COMPOSITION

WEIGHT	ENGINE	RADIO RECEIVERS	TRANSMITTERS	PHOTOCELLS	FLASHING LIGHTS AND ANTENNAS	SIGNBOARDS	ACCESSORIES INCLUDED	STANDARD ACC
400 kg	BM30/304/HS - 1pcs 	H93/RX20/1 - 1pcs 	SYNUS/2 - 2pcs 	R90/F4ES - 1pcs 	FIFTHY/24 - 1pcs 	R99/C/001 - 1pcs 	KT223 MC775 	SEE PAGE 19

KIT COMPOSITION

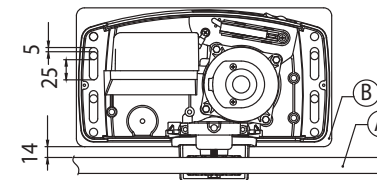
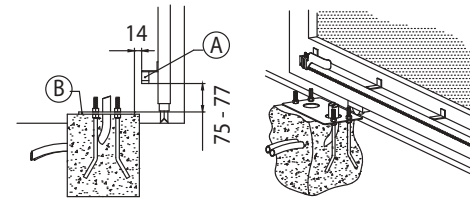
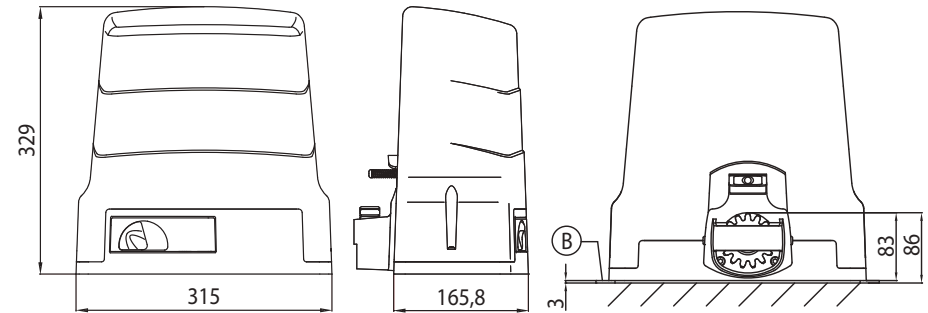
WEIGHT	ENGINE	RADIO RECEIVERS	TRANSMITTERS	PHOTOCELLS	FLASHING LIGHTS AND ANTENNAS	SIGNBOARDS	ACCESSORIES INCLUDED	STANDARD ACC
400 kg	M30/324 - 1pcs 	H93/RX20/1 - 1pcs 	T80/TX2 - 2pcs 	R90/F2ES - 1pcs 	FIFTHY/230 - 1pcs 	R99/C/001 - 1pcs 	KT223 MC775 	SEE PAGE 19

SERIES H30



The automations of ROGER TECHNOLOGY for the sliding gates have been designed in different versions. Amazing for its beautiful design and efficient for each size of the different type of gates, the H30 SERIES cover a range of gates up to 1000 kg of weight.

DIMENSIONS & INSTALLATION



A = Rack
 B = Fastening plate
 (thickness 3mm)

- Residential 
- Commercial 
- Industrial 









PRODUCT CODE	DESCRIPTION	NUMBER ITEMS PER PALLET	
BH30/603/HS - BH30/603/HS/115	Electromechanical HIGH SPEED BRUSHLESS motor, low voltage, super intensive use, with native encoder onboard, irreversible ideal for sliding gates up to 600 kg with built-in digital controller B70 series, mechanical limit switch.	44	
BH30/604/HS	Electromechanical HIGH SPEED BRUSHLESS motor, low voltage, super intensive use, with native encoder onboard, irreversible ideal for sliding gates up to 600 kg with built-in digital controller B70 series, magnetic limit switch.	44	
BH30/803 - BH30/803/115	Electromechanical BRUSHLESS motor, low voltage, super intensive use, with native encoder onboard, irreversible ideal for sliding gates up to 1000 kg with built-in digital controller B70 series, mechanical limit switch.	44	
BH30/804	Electromechanical BRUSHLESS motor, low voltage, super intensive use, with native encoder onboard, irreversible ideal for sliding gates up to 1000 kg with built-in digital controller B70 series, magnetic limit switch.	44	
BH30/804/R	Electromechanical BRUSHLESS motor, low voltage, super intensive use, with native encoder onboard, reversible, ideal for sliding gates up to 800 kg with built-in digital controller B70 series, magnetic limit switch.	44	
KIT BH30/605/HS	KIT Electromechanical HIGH SPEED BRUSHLESS motor, low voltage, super intensive use, with native encoder onboard, irreversible ideal for sliding gates up to 600 kg with built-in digital controller B70 series, mechanical limit switch.	44	
KIT BH30/606/HS	KIT Electromechanical HIGH SPEED BRUSHLESS motor, low voltage, super intensive use, with native encoder onboard, irreversible ideal for sliding gates up to 600 kg with built-in digital controller B70 series, magnetic limit switch.	44	
KIT BH30/805	KIT Electromechanical BRUSHLESS motor, low voltage, super intensive use, with native encoder onboard, irreversible ideal for sliding gates up to 1000 kg with built-in digital controller B70 series, mechanical limit switch.	44	
KIT BH30/806	KIT Electromechanical BRUSHLESS motor, low voltage, super intensive use, with native encoder onboard, irreversible ideal for sliding gates up to 1000 kg with built-in digital controller B70 series, magnetic limit switch.	44	







FEATURES

MODEL	BH30/603/HS - BH30/603/HS/115	BH30/604/HS	BH30/803 - BH30/803/115	BH30/804	BH30/804/R	KIT BH30/605/HS
Max gate weight	600 kg	600 kg	1000 kg	1000 kg	800 kg	600 kg
Power line supply	230V AC / 115V AC - 50Hz	230V AC - 50Hz	230V AC / 115V AC - 50Hz	230V AC - 50Hz	230V AC - 50Hz	230V AC - 50Hz
Motor power supply	24V	24V	24V	24V	24V	24V
Power rating	130W	130W	200W	200W	140W	130W
Frequency of use	Intensive use	Intensive use	Intensive use	Intensive use	Intensive use	Intensive use
Thrust	50 - 500N	50 - 500N	50 - 1000N	50 - 1000N	60 - 600N	50 - 500N
Operating temperature	-20+55°C	-20+55°C	-20+55°C	-20+55°C	-20+55°C	-20+55°C
Protection level	IP44	IP44	IP44	IP44	IP44	IP44
Reductor Type	Irreversible	Irreversible	Irreversible	Irreversible	Reversible	Irreversible
Manoeuvre speed	26 m/min (0.4 m/s)	26 m/min (0.4 m/s)	12 m/min (0.20 m/s)	12 m/min (0.20 m/s)	18 m/min (0.30 m/s)	26 m/min (0.4 m/s)
Limit switch	Mechanical	Magnetic	Mechanical	Magnetic	Magnetic	Mechanical
Onboard control unit	B70/1DC	B70/1DC	B70/1DC	B70/1DC	B70/1DC	B70/1DC
Encoder	Digital native encoder + magnetic digital SENSORED, 4096 PPR	Digital native encoder + magnetic digital SENSORED, 4096 PPR	Digital native encoder + magnetic digital SENSORED, 4096 PPR	Digital native encoder + magnetic digital SENSORED, 4096 PPR	Digital native encoder + magnetic digital SENSORED, 4096 PPR	Digital native encoder + magnetic digital SENSORED, 4096 PPR
Batteries recovery	Optional 2 internal battery 12V 1,2AH - Optional 2 external battery 12V 4,5AH	Optional 2 internal battery 12V 1,2AH - Optional 2 external battery 12V 4,5AH	Optional 2 internal battery 12V 1,2AH - Optional 2 external battery 12V 4,5AH	Optional 2 internal battery 12V 1,2AH - Optional 2 external battery 12V 4,5AH	Optional 2 internal battery 12V 1,2AH - Optional 2 external battery 12V 4,5AH	Optional 2 internal battery 12V 1,2AH - Optional 2 external battery 12V 4,5AH
Type exit gear	Z15/mod 4	Z15/mod 4	Z15/mod 4	Z15/mod 4	Z15/mod 4	Z15/mod 4
Operating cycles per day (opening/closing - 24 hours no stop)	800	800	1300	1300	1000	800
Maximum dimension product in mm (L x W x H)	315 x 165,8 x 329	315 x 165,8 x 329	315 x 165,8 x 329	315 x 165,8 x 329	315 x 165,8 x 329	315x 165,8 x 329
Product weight packed (Kg)	11,7	12,5	12,3	12,6	12,6	13



KIT BH30/606/HS	KIT BH30/805	KIT BH30/806
		
600 kg	1000 kg	1000 kg
230V AC - 50Hz	230V AC - 50Hz	230V AC - 50Hz
24V	24V	24V
130W	200W	200W
Intensive use 	Intensive use 	Intensive use 
50 - 500N	50 - 1000N	50 - 1000N
-20+55°C	-20+55°C	-20+55°C
IP44	IP44	IP44
Irreversible	Irreversible	Irreversible
26 m/min (0.4 m/s)	12 m/min (0.20 m/s)	12 m/min (0.20 m/s)
Magnetic	Mechanical	Magnetic
B70/1DC	B70/1DC	B70/1DC
Digital native encoder + magnetic digital SENSORED, 4096 PPR	Digital native encoder + magnetic digital SENSORED, 4096 PPR	Digital native encoder + magnetic digital SENSORED, 4096 PPR
Optional 2 internal battery 12V 1,2AH - Optional 2 external battery 12V 4,5AH	Optional 2 internal battery 12V 1,2AH - Optional 2 external battery 12V 4,5AH	Optional 2 internal battery 12V 1,2AH - Optional 2 external battery 12V 4,5AH
Z15/mod 4	Z15/mod 4	Z15/mod 4
800	1300	1300
315 x 165,8 x 329	315 x 165,8 x 329	315 x 165,8 x 329
13	12,9	13,1



PRODUCT CODE	DESCRIPTION	NUMBER ITEMS PER PALLET	
H30/643	Electromechanical motor 230V AC irreversible ideal for sliding gates up to 600 kg with built-in control unit H70, optical encoder and mechanical limit switch.	44	
H30/644	Electromechanical motor 230V AC irreversible ideal for sliding gates up to 600 Kg with built-in control unit H70, optical encoder and magnetic limit switch.	44	
KIT H30/645	KIT Electromechanical motor 230V AC irreversible ideal for sliding gates up to 600 kg, with built-in control unit H70, optical encoder and mechanical limit switch.	44	
KIT H30/646	KIT Electromechanical motor 230V AC irreversible ideal for sliding gates up to 600 kg with built-in control unit H70, optical encoder and magnetic limit switch.	44	

FEATURES

MODEL	H30/643	H30/644	KIT H30/645	KIT H30/646
Max gate weight	600 kg	600 kg	600 kg	600 kg
Power line supply	230V AC - 50Hz	230V AC - 50Hz	230V AC - 50Hz	230V AC - 50Hz
Motor power supply	230V AC	230V AC	230V AC	230V AC
Power rating	240W	240W	240W	240W
Frequency of use	50%	50%	50%	50%
Thrust	300N	300N	300N	300N
Operating temperature	-20+55 °C	-20+55 °C	-20+55 °C	-20+55 °C
Protection level	IP44	IP44	IP44	IP44
Reductor Type	Irreversible	Irreversible	Irreversible	Irreversible
Manoeuvre speed	9.5 m/min (0.16 m/s)	9.5 m/min (0.16 m/s)	9.5 m/min (0.16 m/s)	9.5 m/min (0.16 m/s)
Motor thermal protection	150 °C	150 °C	150 °C	150 °C
Incorporated condenser	12,5 µF	12,5 µF	12,5 µF	12,5 µF
Limit switch	Mechanical	Magnetic	Mechanical	Magnetic
Onboard control unit	H70/104AC	H70/104AC	H70/104AC	H70/104AC
Encoder	Optical	Optical	Optical	Optical
Type exit gear	Z15/mod 4	Z15/mod 4	Z15/mod 4	Z15/mod 4
Maximum dimension product in mm (L x W x H)	315 x 165,8 x 329	315 x 165,8 x 329	315 x 165,8 x 329	315 x 165,8 x 329
Product weight packed (Kg)	11,4	11,8	12,1	12,3





ACCESSORIES INCLUDED

CODE	DESCRIPTION		BH30/603/HS - BH30/603/HS/115	BH30/604/HS	BH30/804/R	BH30/803 - BH30/803/115	BH30/804	H30/643	H30/644
KT214	Fixing plate with stay bolts and screws H30 series.		√	√	√	√	√	√	√
MC773	Kit mechanical limit switch for control unit H70/103AC, H70/104AC, B70/1DC, B70/1DCHP.		√			√		√	
MC775	Kit magnetic limit switch for control unit H70/103AC, H70/104AC, B70/1DC, B70/1DCHP.			√	√		√		√



OPTIONAL ACCESSORIES

PRODUCT CODE	DESCRIPTION	PICTURE / PRICE EURO								
			BH30/603/HS - BH30/603/HS/115	BH30/604/HS	BH30/803 - BH30/803/115	BH30/804	BH30/804/R	H30/643	H30/644	
B71/BC	Batteries charger for Brushless digital controller B70/1DC.		√	√	√	√	√			
BT12V12	Battery 12V 1.2 Ah (1 pc).		√	√	√	√	√			
BT12V45	Battery 12V 4.5 Ah (1 pc).		√	√	√	√	√			
B71/PBX24/BOX	Hybrid inverter, "Network Assisted" version, for powering the automation. Also provides a battery-charger function thanks to the connection to the solar panels or mains supply for powering the 24V DC brushless digital controllers with a mains voltage of 230V AC.		√	√	√	√	√			
B71/PBX24/BOX/115	Hybrid inverter, "Network Assisted" version, for powering the automation. Also provides a battery-charger function thanks to the connection to the solar panels or mains supply for powering the 24V DC brushless digital controllers with a mains voltage of 115V AC.		√	√	√	√	√			
B71/PBX/BOX	Hybrid inverter, "Full Solar" version, for powering the automation. Also provides a battery-charger function thanks to the connection to the solar panels for powering the brushless digital controllers.		√	√	√	√	√			
KT214/SC	Adapter plate with stay bolts and screws H30 series.		√	√	√	√	√	√	√	
KT214/SF	Adapter plate with stay bolts and screws H30 series.		√	√	√	√	√	√	√	
KT214/SN	Adapter plate with stay bolts and screws H30 series.		√	√	√	√	√	√	√	
KT221	Raised fixing plate for H30 series (+3,5 cm).		√	√	√	√	√	√	√	
HT418	External box without batteries, for battery BT12V45 (12V DC 4,5 Ah).		√	√	√	√	√			
HT421	External box without batteries, for battery BT12V45 (4,5 Ah), BT12V70 (7 Ah) and BT12V120 (12 Ah), up to a maximum of 3 batteries.		√	√	√	√	√			
GA550	Galvanised steel rack 22x22x1000 module 4.		√	√	√	√	√	√	√	
GA551	Galvanised steel rack 30x12x1000 module 4 with spacers and screws.		√	√	√	√	√	√	√	
GA554	Pocket of 6 spacers (2,5 cm) and screws.		√	√	√	√	√	√	√	
GA557	Roger Technology nylon rack module 4 with 6 connectors L.1000.		√	√	√	√	√	√	√	
LT330	Chain drive kit for H30 - BH30 series.		√	√	√	√	√	√	√	
LT334	1/2" X 5/16" 5 meter chain piece for LT330 with joint.		√	√	√	√	√	√	√	
R99/C/001AL	Signboard "Automatic Opening" Aluminium version.		√	√	√	√	√	√	√	
R99/C/001	Signboard "Automatic Opening".		√	√	√	√	√	√	√	



Compatibility Table with Series H30

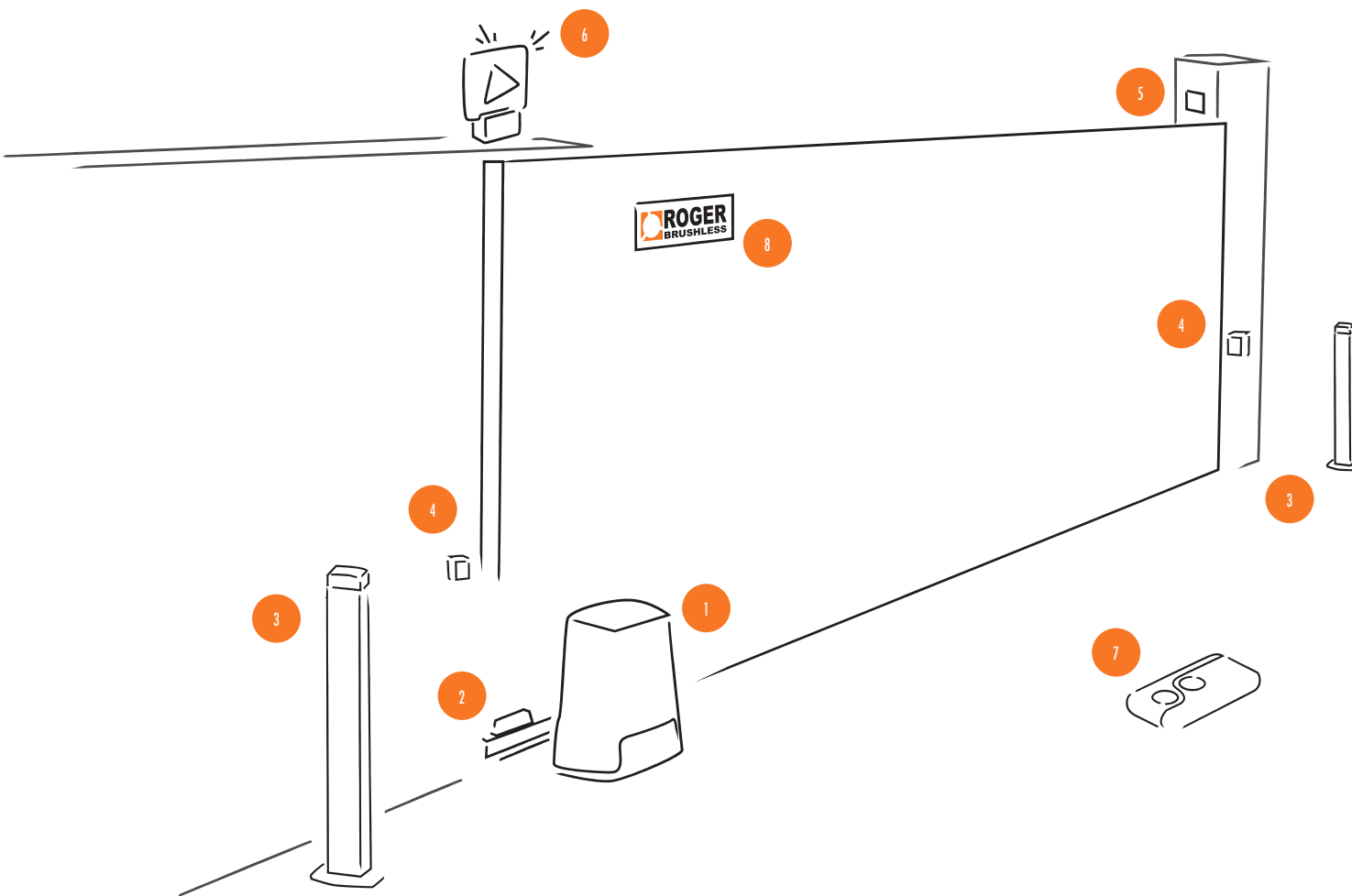
CODES	TRANSMITTERS & RADIO RECEIVERS	PHOTOCELLS																FLASHING LIGHTS & ANTENNAS					KEY SELECTORS	KEYPAD SELECTORS	PHOTOCELLS COLUMNS																		
		R90/F2ES	R90/F4ES	G90/F2ES	G90/F4ES	G90/F2ES/TRIX/TX	G90/F2ES/TRIX/RX	G90/F4ES/TRIX/TX	G90/F4ES/TRIX/RX	G90/F2ESI	G90/F4ESI	M90/F2ES	M90/F4ES	M90/F2ESO	M90/F4ESO	T90/F2S	T90/F4S	FIFTHY/24	FIFTHY/230	R92/LED24	R92/LED230	R91/ANI/LR1			R91/ANI/P1	FOR ALL MODELS	FOR ALL MODELS	CFT500	CFT501	TRIX50	TRIX100	TRIX50/G90	TRIX100/G90	CRA50	CRA100	CRA50/M90	CRA100/M90						
BH30/603/HS BH30/603/HS/115	√	√	√	√	√	√	√	√	√	√	√	√	√	√	√	√	√	√	√	√	√	√	√	√	√	√	√	√	√	√	√	√	√	√	√	√	√	√					
BH30/604/HS	√	√	√	√	√	√	√	√	√	√	√	√	√	√	√	√	√	√	√	√	√	√	√	√	√	√	√	√	√	√	√	√	√	√	√	√	√	√					
BH30/803 - BH30/803/115	√	√	√	√	√	√	√	√	√	√	√	√	√	√	√	√	√	√	√	√	√	√	√	√	√	√	√	√	√	√	√	√	√	√	√	√	√	√	√				
BH30/804	√	√	√	√	√	√	√	√	√	√	√	√	√	√	√	√	√	√	√	√	√	√	√	√	√	√	√	√	√	√	√	√	√	√	√	√	√	√	√	√			
BH30/804/R	√	√	√	√	√	√	√	√	√	√	√	√	√	√	√	√	√	√	√	√	√	√	√	√	√	√	√	√	√	√	√	√	√	√	√	√	√	√	√	√			
KIT BH30/605/HS	√	√	√	√	√	√	√	√	√	√	√	√	√	√	√	√	√	√	√	√	√	√	√	√	√	√	√	√	√	√	√	√	√	√	√	√	√	√	√	√	√		
KIT BH30/606/HS	√	√	√	√	√	√	√	√	√	√	√	√	√	√	√	√	√	√	√	√	√	√	√	√	√	√	√	√	√	√	√	√	√	√	√	√	√	√	√	√	√		
KIT BH30/805	√	√	√	√	√	√	√	√	√	√	√	√	√	√	√	√	√	√	√	√	√	√	√	√	√	√	√	√	√	√	√	√	√	√	√	√	√	√	√	√	√	√	
KIT BH30/806	√	√	√	√	√	√	√	√	√	√	√	√	√	√	√	√	√	√	√	√	√	√	√	√	√	√	√	√	√	√	√	√	√	√	√	√	√	√	√	√	√	√	√

CODES	TRANSMITTERS & RADIO RECEIVERS	PHOTOCELLS																FLASHING LIGHTS & ANTENNAS					KEY SELECTORS	KEYPAD SELECTORS	PHOTOCELLS COLUMNS																									
		R90/F2ES	R90/F4ES	G90/F2ES	G90/F4ES	G90/F2ES/TRIX/TX	G90/F2ES/TRIX/RX	G90/F4ES/TRIX/TX	G90/F4ES/TRIX/RX	G90/F2ESI	G90/F4ESI	M90/F2ES	M90/F4ES	M90/F2ESO	M90/F4ESO	T90/F2S	T90/F4S	FIFTHY/24	FIFTHY/230	R92/LED24	R92/LED230	R91/ANI/LR1			R91/ANI/P1	FOR ALL MODELS	FOR ALL MODELS	CFT500	CFT501	TRIX50	TRIX100	TRIX50/G90	TRIX100/G90	CRA50	CRA100	CRA50/M90	CRA100/M90													
H30/643	√	√	√	√	√	√	√	√	√	√	√	√	√	√	√	√	√	√	√	√	√	√	√	√	√	√	√	√	√	√	√	√	√	√	√	√	√	√	√	√	√	√	√	√	√	√				
H30/644	√	√	√	√	√	√	√	√	√	√	√	√	√	√	√	√	√	√	√	√	√	√	√	√	√	√	√	√	√	√	√	√	√	√	√	√	√	√	√	√	√	√	√	√	√	√	√	√		
KIT H30/645	√	√	√	√	√	√	√	√	√	√	√	√	√	√	√	√	√	√	√	√	√	√	√	√	√	√	√	√	√	√	√	√	√	√	√	√	√	√	√	√	√	√	√	√	√	√	√	√	√	
KIT H30/646	√	√	√	√	√	√	√	√	√	√	√	√	√	√	√	√	√	√	√	√	√	√	√	√	√	√	√	√	√	√	√	√	√	√	√	√	√	√	√	√	√	√	√	√	√	√	√	√	√	√
SEE PAGE	194 - 192	200																198					212	205	216																									



INSTALLATION LAYOUT - SERIES H30

INSTALLATION CONFIGURATION ELEMENTS



- 1 Sliding gear motor with onboard control unit
- 2 Mechanical or magnetic limit switch
- 3 Photocell column
- 4 Pair of photocells
- 5 Key or keypad control selector
- 6 LED flashing light with integrated antenna
- 7 Fixed or rolling code remote controls
- 8 Signboards

PRODUCED IN ITALY, DESIGNED FOR PLANET EARTH



**CREATIVITY
AND DESIGN**



INTERNAL DEVELOPMENT



INTERNAL PROTOTYPING



**MOULD
DESIGN**



**MECHANICAL
PRODUCTION**



**GEAR
PRODUCTION**



**INTERNAL PRODUCTION
OF ASYNCHRONOUS
ENGINES**



**INTERNAL PRODUCTION
BRUSHLESS MOTORS**



**ASSEMBLY WITHIN
THE COMPANY**



**ENGINEERING
AND ELECTRONICS**



MONITORING SOFTWARE



**TEST & QUALITY
MANAGEMENT**

KIT BH30



- Residential 
- Commercial 
- Industrial 



PRODUCT CODE	DESCRIPTION	NUMBER ITEMS PER PALLET	
KIT BH30/605/HS	KIT Electromechanical HIGH SPEED BRUSHLESS motor, low voltage, super intensive use, with native encoder onboard, irreversible ideal for sliding gates up to 600 kg with built-in digital controller B70 series, mechanical limit switch.	44	
KIT BH30/606/HS	KIT Electromechanical HIGH SPEED BRUSHLESS motor, low voltage, super intensive use, with native encoder onboard, irreversible ideal for sliding gates up to 600 kg with built-in digital controller B70 series, magnetic limit switch.	44	
KIT BH30/805	KIT Electromechanical BRUSHLESS motor, low voltage, super intensive use, with native encoder onboard, irreversible ideal for sliding gates up to 1000 kg with built-in digital controller B70 series, mechanical limit switch.	44	
KIT BH30/806	KIT Electromechanical BRUSHLESS motor, low voltage, super intensive use, with native encoder onboard, irreversible ideal for sliding gates up to 1000 kg with built-in digital controller B70 series, magnetic limit switch.	44	

KIT COMPOSITION

WEIGHT	ENGINE	RADIO RECEIVERS	TRANSMITTERS	PHOTOCELLS	FLASHING LIGHTS AND ANTENNAS	SIGNBOARDS	ACCESSORIES INCLUDED	STANDARD ACC
600 kg	RH30/603/HS - 1pcs 	H99/BX224/1 - 1pcs 	SYNUS/2 - 2pcs 	R90/F4ES - 1pcs 	FIFTHY/24 - 1pcs 	R99/C/001 - 1pcs 	KT214 MC773 	SEE PAGE 29
600 kg	RH30/604/HS - 1pcs 	H99/BX224/1 - 1pcs 	SYNUS/2 - 2pcs 	R90/F4ES - 1pcs 	FIFTHY/24 - 1pcs 	R99/C/001 - 1pcs 	KT214 MC775 	SEE PAGE 29
1000 kg	RH30/803 - 1pcs 	H99/BX224/1 - 1pcs 	SYNUS/2 - 2pcs 	R90/F4ES - 1pcs 	FIFTHY/24 - 1pcs 	R99/C/001 - 1pcs 	KT214 MC773 	SEE PAGE 29
1000 kg	RH30/804 - 1pcs 	H99/BX224/1 - 1pcs 	SYNUS/2 - 2pcs 	R90/F4ES - 1pcs 	FIFTHY/24 - 1pcs 	R99/C/001 - 1pcs 	KT214 MC775 	SEE PAGE 29

KIT H30



Residential



Commercial



PRODUCT CODE	DESCRIPTION	NUMBER ITEMS PER PALLET	
KIT H30/645	KIT Electromechanical motor 230V AC irreversible ideal for sliding gates up to 600 kg, with built-in control unit H70, optical encoder and mechanical limit switch.	44	
KIT H30/646	KIT Electromechanical motor 230V AC irreversible ideal for sliding gates up to 600 kg with built-in control unit H70, optical encoder and magnetic limit switch.	44	

KIT COMPOSITION

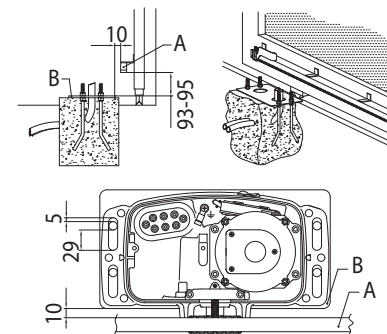
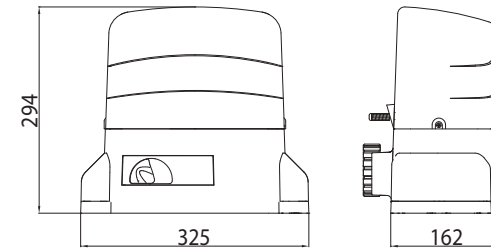
WEIGHT	ENGINE	RADIO RECEIVERS	TRANSMITTERS	PHOTOCELLS	FLASHING LIGHTS AND ANTENNAS	SIGNBOARDS	ACCESSORIES INCLUDED	STANDARD ACC
600 kg	H30/643 - 1pcs 	H93/RX22A/1 - 1pcs 	T80/TX2 - 2pcs 	R90/F2ES - 1pcs 	FIFTHY/230 - 1pcs 	R99/C/001 - 1pcs 	KT214 MC773 	SEE PAGE 29
600 kg	H30/644 - 1pcs 	H93/RX22A/1 - 1pcs 	T80/1XZ - 2pcs 	R90/F2ES - 1pcs 	FIFTHY/230 - 1pcs 	R99/C/001 - 1pcs 	KT214 MC775 	SEE PAGE 29

SERIES R30



The automations of ROGER TECHNOLOGY for the sliding gates have been designed in different versions. Amazing for its beautiful design and efficient for each size of the different type of gates, the R30 SERIES cover a range of gates up to 1200 kg of weight.

DIMENSIONS & INSTALLATION



A = Rack
 B = Fastening plate:
 (thickness 3mm)

- Residential 
- Commercial 
- Industrial 






PRODUCT CODE	DESCRIPTION	NUMBER ITEMS PER PALLET	
R30/803	Electromechanical motor 230V AC irreversible ideal for sliding gates up to 800 kg with built-in control unit H70, optical encoder and mechanical limit switch.	44	
R30/804	Electromechanical motor 230V AC irreversible ideal for sliding gates up to 800 kg with built-in control unit H70, optical encoder and magnetic limit switch.	44	
R30/1204	Electromechanical motor 230V AC irreversible ideal for sliding gates up to 1200 Kg with built-in control unit H70, optical encoder and magnetic limit switch.	44	
KIT R30/805	KIT Electromechanical motor 230V AC irreversible ideal for sliding gates up to 800 kg with built-in control unit H70, optical encoder and mechanical limit switch.	44	
KIT R30/806	KIT Electromechanical motor 230V AC irreversible ideal for sliding gates up to 800 kg with built-in control unit H70, optical encoder and magnetic limit switch.	44	



FEATURES

MODEL	R30/803	R30/804	R30/1204	KIT R30/805	KIT R30/806
Max gate weight	800 kg	800 kg	1200 kg	800 kg	800 kg
Power line supply	230V AC - 50Hz	230V AC - 50Hz	230V AC - 50Hz	230V AC - 50Hz	230V AC - 50Hz
Motor power supply	230V AC	230V AC	230V AC	230V AC	230V AC
Power rating	350W	350W	420W	350W	350W
Frequency of use	50%	50%	50%	50%	50%
Thrust	500N	500N	800N	500N	500N
Operating temperature	-20+55°C	-20+55°C	-20+55°C	-20+55°C	-20+55°C
Protection level	IP44	IP44	IP44	IP44	IP44
Reductor Type	Irreversible	Irreversible	Irreversible	Irreversible	Irreversible
Manoeuvre speed	9.5 m/min (0.16 m/s)	9.5 m/min (0.16 m/s)	9.5 m/min (0.16 m/s)	9.5 m/min (0.16 m/s)	9.5 m/min (0.16 m/s)
Motor thermal protection	150°C	150°C	150°C	150°C	150°C
Incorporated condenser	15 µF	15 µF	18 µF	15 µF	15 µF
Limit switch	Mechanical	Magnetic	Magnetic	Mechanical	Magnetic
Onboard control unit	H70/104AC	H70/104AC	H70/104AC	H70/104AC	H70/104AC
Encoder	Optical	Optical	Optical	Optical	Optical
Type exit gear	Z17/mod 4	Z17/mod 4	Z17/mod 4	Z17/mod 4	Z17/mod 4
Maximum dimension product in mm (L x W x H)	325 x 162 x 295	325 x 162 x 294	325 x 162 x 294	325 x 162 x 295	325 x 162 x 294
Product weight packed (Kg)	15,2	15,4	16,7	15,9	16

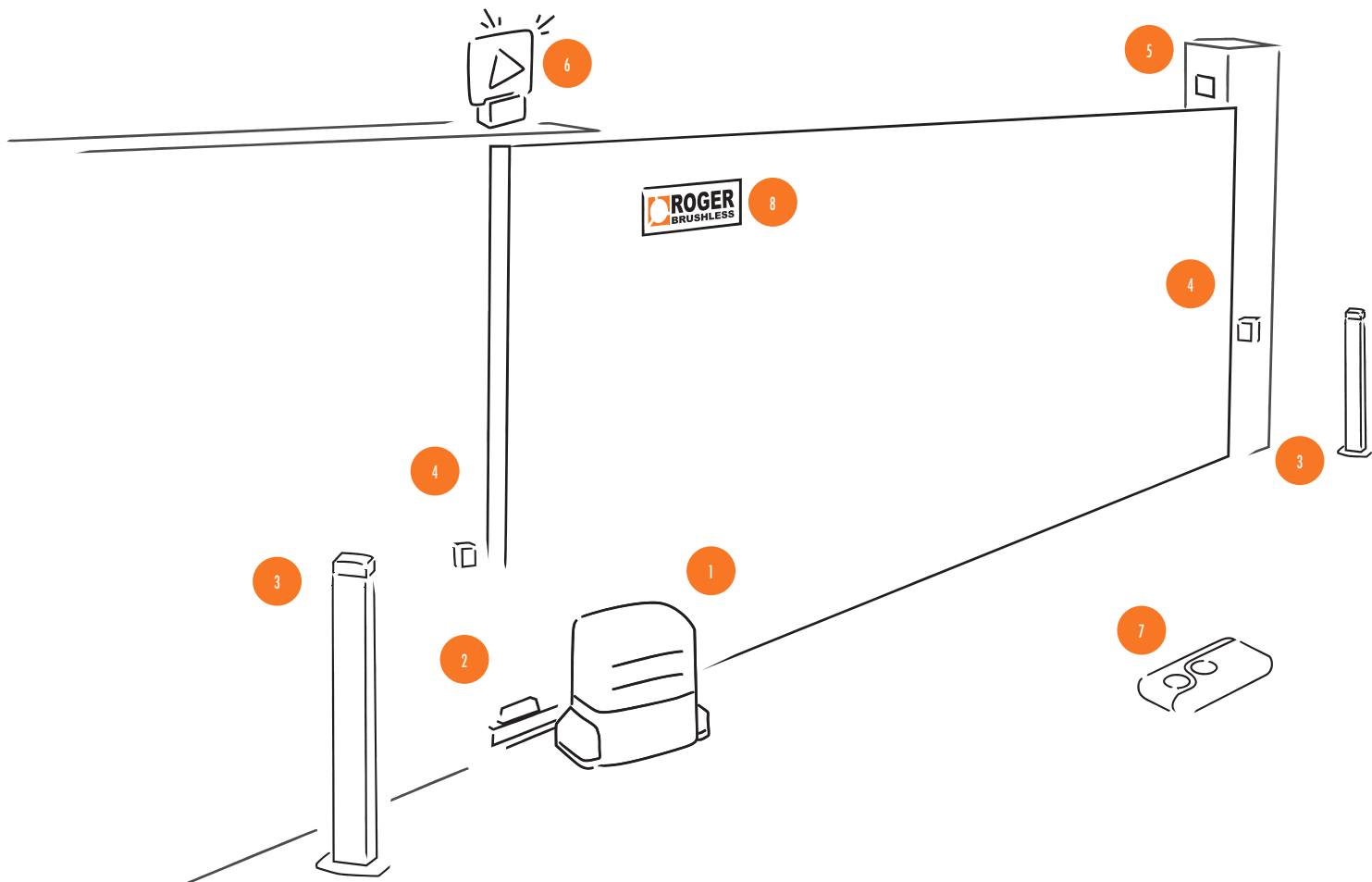
ACCESSORIES INCLUDED

CODE	DESCRIPTION		R30/803	R30/804	R30/1204
KT210	Fixing plate with stay bolts and screws for R30 series.		√	√	√
MC773	Kit mechanical limit switch for control unit H70/103AC, H70/104AC, B70/1DC, B70/1DCHP.		√		
MC775	Kit magnetic limit switch for control unit H70/103AC, H70/104AC, B70/1DC, B70/1DCHP.			√	√

OPTIONAL ACCESSORIES

KT211	Pair of side angles bars complete with screws.		√	√	√
KT212	Raised fixing plate for R30 series (+3,5 cm).		√	√	√
GA550	Galvanised steel rack 22x22x1000 module 4.		√	√	√
GA551	Galvanised steel rack 30x12x1000 module 4 with spacers and screws.		√	√	√
GA554	Pocket of 6 spacers (2,5 cm) and screws.		√	√	√
GA557	Roger Technology nylon rack module 4 with 6 connectors L.1000.		√	√	√
LT328	Pinion Z17 mod. 4 with increased thickness H.38 for series R30 - G30 - E30 (except BG30/1504/HS).		√	√	√
R99/C/001AL	Signboard "Automatic Opening" Aluminium version.		√	√	√
R99/C/001	Signboard "Automatic Opening".		√	√	√

CODES	TRANSMITTERS & RADIO RECEIVERS	PHOTOCELLS														FLASHING LIGHTS & ANTENNAS					KEY SELECTORS	KEYPAD SELECTORS	PHOTOCELLS COLUMNS													
		FOR ALL MODELS (EXCEPT R93/RX12A/I)	R90/F2ES	R90/F4ES	G90/F2ES	G90/F4ES	G90/F2ES/TRIX/TX	G90/F2ES/TRIX/RX	G90/F4ES/TRIX/TX	G90/F4ES/TRIX/RX	G90/F2ESI	G90/F4ESI	M90/F2ES	M90/F4ES	M90/F2ESO	M90/F4ESO	T90/F2S	T90/F4S	FIFTY/24	FIFTY/230	R92/LED24	R92/LED230	R91/ANT/LR1	R91/ANT/P1	FOR ALL MODELS	FOR ALL MODELS	CFT500	CFT501	TRIX50	TRIX100	TRIX50/G90	TRIX100/G90	CRA50	CRA100	CRA50/M90	CRA100/M90
R30/803	√	√	√	√	√	√	√	√	√	√	√	√	√	√	√	√	√	√	√	√	√	√	√	√	√	√	√	√	√	√	√	√	√	√	√	√
R30/804	√	√	√	√	√	√	√	√	√	√	√	√	√	√	√	√	√	√	√	√	√	√	√	√	√	√	√	√	√	√	√	√	√	√	√	√
R30/1204	√	√	√	√	√	√	√	√	√	√	√	√	√	√	√	√	√	√	√	√	√	√	√	√	√	√	√	√	√	√	√	√	√	√	√	√
KIT R30/805	√	√	√	√	√	√	√	√	√	√	√	√	√	√	√	√	√	√	√	√	√	√	√	√	√	√	√	√	√	√	√	√	√	√	√	√
KIT R30/806	√	√	√	√	√	√	√	√	√	√	√	√	√	√	√	√	√	√	√	√	√	√	√	√	√	√	√	√	√	√	√	√	√	√	√	√
SEE PAGE	194 - 192	200														198					212	205	216													



- 1 Sliding gear motor with onboard control unit
- 2 Mechanical or magnetic limit switch
- 3 Photocell column
- 4 Pair of photocells
- 5 Key or keypad control selector
- 6 LED flashing light with integrated antenna
- 7 Fixed or rolling code remote controls
- 8 Signboards

KIT R30



PRODUCT CODE	DESCRIPTION	NUMBER ITEMS PER PALLET	
KIT R30/805	KIT Electromechanical motor 230V AC irreversible ideal for sliding gates up to 800 kg with built-in control unit H70, optical encoder and mechanical limit switch.	44	
KIT R30/806	KIT Electromechanical motor 230V AC irreversible ideal for sliding gates up to 800 kg with built-in control unit H70, optical encoder and magnetic limit switch.	44	



KIT COMPOSITION

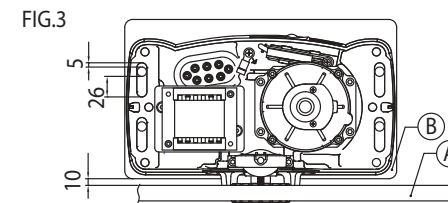
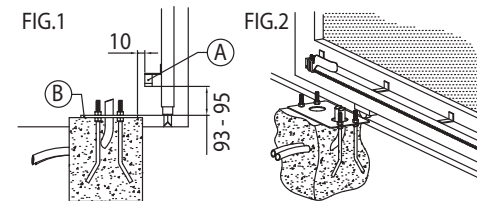

WEIGHT	ENGINE	RADIO RECEIVERS	TRANSMITTERS	PHOTOCELLS	FLASHING LIGHTS AND ANTENNAS	SIGNBOARDS	ACCESSORIES INCLUDED	STANDARD ACC
800 kg	R30/803 - 1pcs 	H93/RX22A/1 - 1pcs 	T80/TX2 - 2pcs 	R90/F2ES - 1pcs 	FIFTHY/230 - 1pcs 	R99/C/001 - 1pcs 	MC773 KT210 	SEE PAGE 41
800 kg	R30/804 - 1pcs 	H93/RX22A/1 - 1pcs 	T80/TXZ - 2pcs 	R90/F2ES - 1pcs 	FIFTHY/230 - 1pcs 	R99/C/001 - 1pcs 	MC775 KT210 	SEE PAGE 41

SERIES G30

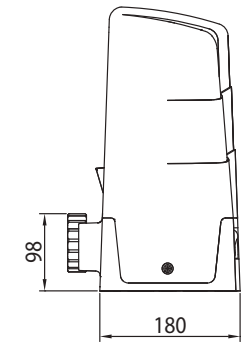


The automations of ROGER TECHNOLOGY for the sliding gates have been designed in different versions. Amazing for its beautiful design and efficient for each size of the different type of gates, the G30 SERIES cover a range of gates from 1000 kg up to 2200 kg of weight.

DIMENSIONS & INSTALLATION



A = Rack
B = Fastening plate
(thickness 3mm)















UNLESS OTHERWISE SPECIFIED, THE DIMENSIONS ARE IN MILLIMETERS

Commercial

Industrial







PRODUCT CODE	DESCRIPTION	NUMBER ITEMS PER PALLET	
BG30/1004/HS	Electromechanical HIGH SPEED BRUSHLESS motor, low voltage, super intensive use, with native encoder onboard, irreversible ideal for sliding gates up to 1000 kg with built-in digital controller B70 series, magnetic limit switch.	30	 
BG30/1404/R	Electromechanical BRUSHLESS motor, low voltage, super intensive use, with native encoder onboard, REVERSIBLE ideal for sliding gates up to 1400 kg with built-in digital controller B70 series, magnetic limit switch.	30	 
BG30/1504/HS	Electromechanical HIGH SPEED BRUSHLESS motor, low voltage, super intensive use, with native encoder onboard, irreversible ideal for sliding gates up to 1500 kg with built-in digital controller B70 series, with magnetic limit switch.	30	 
BG30/1604	Electromechanical BRUSHLESS motor, low voltage, super intensive use, with native encoder onboard, irreversible ideal for sliding gates up to 1600 kg with built-in digital controller B70 series, magnetic limit switch.	30	 
BG30/1804/HS	Electromechanical HIGH SPEED BRUSHLESS motor, low voltage, super intensive use, with native encoder onboard, irreversible ideal for sliding gates up to 1800 kg with built-in digital controller B70 series, with magnetic limit switch.	30	 
BG30/2204	Electromechanical BRUSHLESS motor, low voltage, super intensive use, with native encoder onboard, irreversible ideal for sliding gates up to 2200 kg with built-in digital controller B70 series, magnetic limit switch.	30	 



FEATURES

MODEL	BG30/1004/HS	BG30/1404/R	BG30/1504/HS	BG30/1604	BG30/1804/HS	BG30/2204
Max gate weight	1000 kg	1400 kg	1500 kg	1600 kg	1800 kg	2200 kg
Power line supply	230V AC - 50Hz	230V AC - 50Hz	230V AC - 50Hz	230V AC - 50Hz	230V AC - 50Hz	230V AC - 50Hz
Motor power supply	36V	36V	36V	36V	36V	36V
Power rating	590W	540W	650W	390W	650W	470W
Frequency of use	Intensive use	Intensive use	Intensive use	Intensive use	Intensive use	Intensive use
Thrust	50 - 800N	50 - 600N	50 - 1000N	50 - 1200N	50 - 1250N	50 - 1700N
Operating temperature	-20+55°C	-20+55°C	-20+55°C	-20+55°C	-20+55°C	-20+55°C
Protection level	IP44	IP44	IP44	IP44	IP44	IP44
Reductor Type	Irreversible	Reversible	Irreversible	Irreversible	Irreversible	Irreversible
Manoeuvre speed	20 m/min (0.33 m/s)	17 m/min (0.28 m/s)	25 m/min (0.42 m/s)	12 m/min (0.20 m/s)	18 m/min (0.30 m/s)	12 m/min (0.16 m/s)
Limit switch	Magnetic	Magnetic	Magnetic	Magnetic	Magnetic	Magnetic
Onboard control unit	B70/1DCHP	B70/1DCHP	B70/1DCHP	B70/1DCHP	B70/1DCHP	B70/1DCHP
Encoder	Digital native encoder + magnetic digital SENSORED, 4096 PPR	Digital native encoder + magnetic digital SENSORED, 4096 PPR	Digital native encoder + magnetic digital SENSORED, 4096 PPR	Digital native encoder + magnetic digital SENSORED, 4096 PPR	Digital native encoder + magnetic digital SENSORED, 4096 PPR	Digital native encoder + magnetic digital SENSORED, 4096 PPR
Batteries recovery	Optional 2 external battery 12V 4,5AH	Optional 2 external battery 12V 4,5AH	Optional 2 external battery 12V 4,5AH	Optional 2 external battery 12V 4,5AH	Optional 2 external battery 12V 4,5AH	Optional 2 external battery 12V 4,5AH
Type exit gear	Z17/mod 4	Z17/mod 4	Z20/mod 4	Z17/mod 4	Z17/mod 4	Z17/mod 4
Operating cycles per day (opening/closing - 24 hours no stop)	800	800	800	1000	800	1000
Maximum dimension product in mm (L x W x H)	346 x 180 x 362	346 x 180 x 362	346 x 180 x 362	346 x 180 x 362	346 x 180 x 362	346 x 180 x 362
Product weight packed (Kg)	19,7	20,3	20,5	19,8	20,3	20,3





PRODUCT CODE	DESCRIPTION	NUMBER ITEMS PER PALLET	
G30/1804	Electromechanical motor 230V AC irreversible ideal for sliding gates up to 1800 kg with built-in control unit H70, optical encoder and magnetic limit switch.	30	 
G30/2204	Electromechanical motor 230V AC irreversible ideal for sliding gates up to 2200 kg with built-in control unit H70, optical encoder and magnetic limit switch.	30	 

FEATURES

MODEL	G30/1804	G30/2204
Max gate weight	1800 kg	2200 kg
Power line supply	230V AC - 50Hz	230V AC - 50Hz
Motor power supply	230V AC	230V AC
Power rating	520W	580W
Frequency of use	50%	50%
Thrust	1200N	1500N
Operating temperature	-20+55°C	-20+55°C
Protection level	IP44	IP44
Reductor Type	Irreversible	Irreversible
Manoeuvre speed	9.5 m/min (0.16 m/s)	9.5 m/min (0.16 m/s)
Motor thermal protection	150°C	150°C
Incorporated condenser	18 µF	18 µF
Limit switch	Magnetic	Magnetic
Onboard control unit	H70/104AC	H70/104AC
Encoder	Optical	Optical
Type exit gear	Z17/mod 4	Z17/mod 4
Maximum dimension product in mm (L x W x H)	346 x 180 x 362	346 x 180 x 362
Product weight packed (Kg)	19,5	20,7



ACCESSORIES INCLUDED

CODE	DESCRIPTION		BG30/1004/HS	BG30/1404/R	BG30/1504/HS	BG30/1604	BG30/1804/HS	BG30/2204	G30/1804	G30/2204
KT215	Fixing plate with stay bolts and screws G30 series.		√	√	√	√	√	√	√	√
MC775	Kit magnetic limit switch for control unit H70/103AC, H70/104AC, B70/1DC, B70/1DCHP.		√	√	√	√	√	√	√	√

OPTIONAL ACCESSORIES

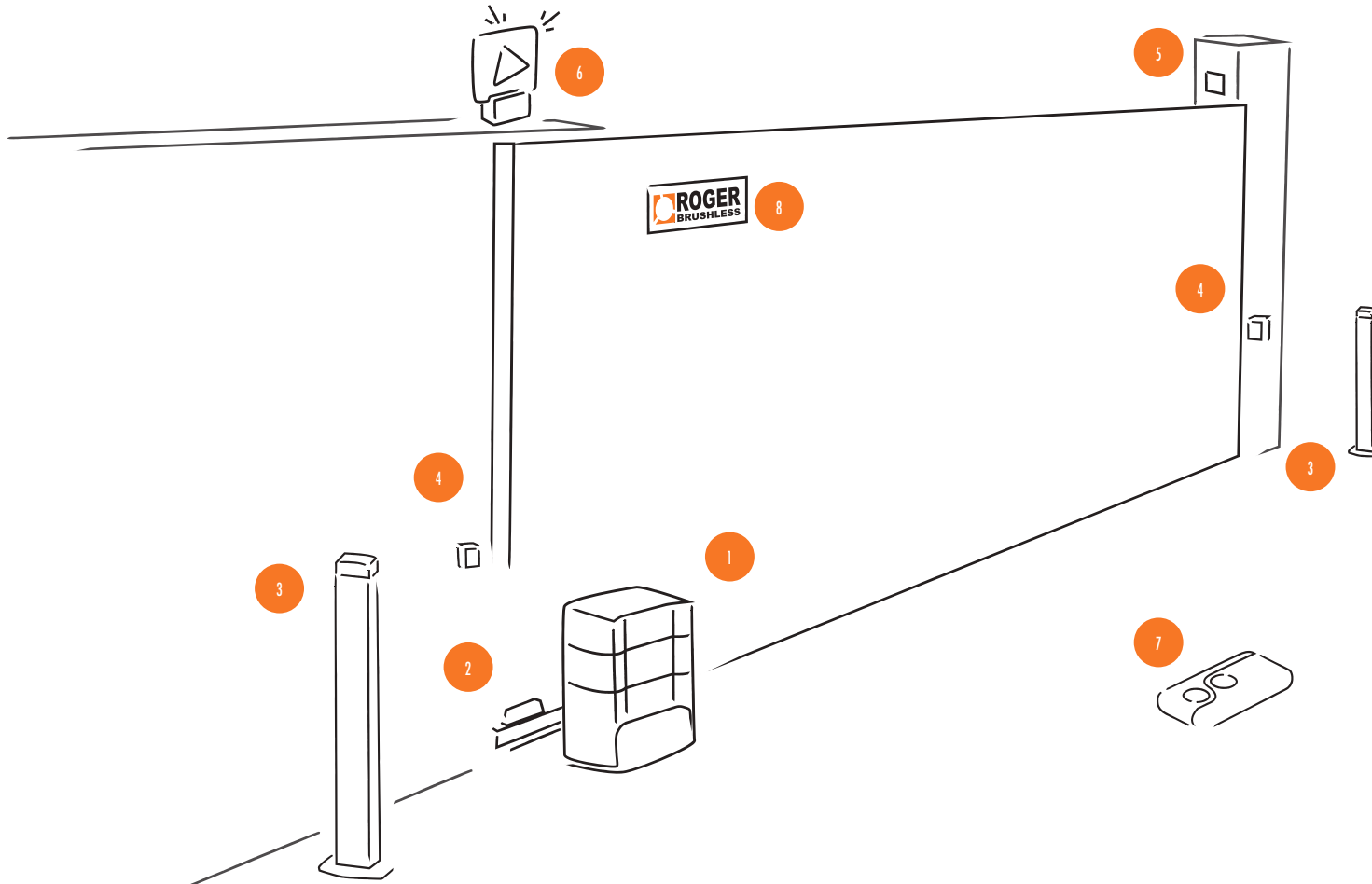
CODE	DESCRIPTION	PICTURE / PRICE EURO	BG30/1004/HS	BG30/1404/R	BG30/1504/HS	BG30/1604	BG30/1804/HS	BG30/2204	G30/1804	G30/2204
B71/BCHP/EXT	Kit for emergency batteries charger for Brushless digital controller EDGE1/BOX - B70/1DCHP 36V DC with plug-in card, with 2 recovery batteries 12V DC, 4.5 Ah. Box case included.		√	√	√	√	√	√		
B71/BCHP/BOX	Kit for emergency batteries charger for Brushless digital controller EDGE1/BOX - B70/1DCHP 36V DC. Box case included and without recovery batteries.		√	√	√	√	√	√		
B71/PBX36/BOX	Hybrid inverter, "Network Assisted" version, for powering the automation. Also provides a battery-charger function thanks to the connection to the solar panels or mains supply for powering the 36V DC brushless digital controllers with a mains voltage of 230V AC.		√	√	√	√	√	√		
B71/PBX36/BOX/115	Hybrid inverter, "Network Assisted" version, for powering the automation. Also provides a battery-charger function thanks to the connection to the solar panels or mains supply for powering the 36V DC brushless digital controllers with a mains voltage of 115V AC.		√	√	√	√	√	√		
B71/PBX/BOX	Hybrid inverter, "Full Solar" version, for powering the automation. Also provides a battery-charger function thanks to the connection to the solar panels for powering the brushless digital controllers.		√	√	√	√	√	√		
KT222	Raised fixing plate for G30 series (+3,5 cm).		√	√	√	√	√	√	√	√
HT421	External box without batteries, for battery BT12V45 (4,5 Ah), BT12V70 (7 Ah) and BT12V120 (12 Ah), up to a maximum of 3 batteries.		√	√	√	√	√	√		
GA550	Galvanised steel rack 22x22x1000 module 4.		√	√	√	√	√	√	√	√
GA551	Galvanised steel rack 30x12x1000 module 4 with spacers and screws.		√	√	√	√	√	√	√	√
GA554	Pocket of 6 spacers (2,5 cm) and screws.		√	√	√	√	√	√	√	√
GA557	Roger Technology nylon rack module 4 with 6 connectors L.1000.		√	√	√	√	√	√	√	√
GA558	Roger Technology nylon rack module 6 with 6 connectors L.1000.		√	√		√	√	√		
LT328	Pinion Z17 mod. 4 with increased thickness H.38 for series R30 - G30 - E30 (except BG30/1504/HS).		√	√		√	√	√	√	√
LT331	Pinion Z11 mod. 6 only for series G30 - BG30 (except BG30/1504/HS).		√	√		√	√	√	√	√
MC783	Pair of increased magnets for magnetic limit switch, only for GA558.		√	√		√	√	√		
B74/BCONNECT	Module WI-FI B-CONNECT - Remote management and programming system in IP and CLOUD web browser mode via Wi-Fi hot spot P2P connection for Brushless control units (B70/2ML - EDGE1 - CTRL - CTRL/P - B70/1DCHP).		√	√	√	√	√	√		
R99/C/001AL	Signboard "Automatic Opening" Aluminium version.		√	√	√	√	√	√	√	√
R99/C/001	Signboard "Automatic Opening".		√	√	√	√	√	√	√	√



Compatibility Table with Series G30

CODES	TRANSMITTERS & RADIO RECEIVERS	PHOTOCELLS														FLASHING LIGHTS & ANTENNAS				KEY SELECTORS	KEYPAD SELECTORS	PHOTOCELLS COLUMNS																	
		FOR ALL MODELS (EXCEPT R93/RX12A/I)	R90/F2ES	R90/F4ES	G90/F2ES	G90/F4ES	G90/F2ES/TRIX/TX	G90/F2ES/TRIX/RX	G90/F4ES/TRIX/TX	G90/F4ES/TRIX/RX	G90/F2ESI	G90/F4ESI	M90/F2ES	M90/F4ES	M90/F2ESO	M90/F4ESO	T90/F2S	T90/F4S	FIFTHY/24	FIFTHY/230	R92/LED24	R92/LED230	R91/ANT/LR1	R91/ANT/P1	FOR ALL MODELS	FOR ALL MODELS	CFT500	CFT501	TRIX50	TRIX100	TRIX50/G90	TRIX100/G90	CRA50	CRA100	CRA50/M90	CRA100/M90			
BG30/1004/HS	√		√		√			√	√		√		√		√		√	√		√	√	√	√	√	√		√	√	√	√	√	√	√	√	√	√	√		
BG30/1404/R	√		√		√			√	√		√		√		√		√	√		√	√	√	√	√	√		√	√	√	√	√	√	√	√	√	√	√		
BG30/1604	√		√		√			√	√		√		√		√		√	√		√	√	√	√	√	√		√	√	√	√	√	√	√	√	√	√	√	√	
BG30/1504/HS	√		√		√			√	√		√		√		√		√	√		√	√	√	√	√	√		√	√	√	√	√	√	√	√	√	√	√	√	
BG30/1804/HS	√		√		√			√	√		√		√		√		√	√		√	√	√	√	√	√		√	√	√	√	√	√	√	√	√	√	√	√	
BG30/2204	√		√		√			√	√		√		√		√		√	√		√	√	√	√	√	√		√	√	√	√	√	√	√	√	√	√	√	√	
MOTORS	TRANSMITTERS & RADIO RECEIVERS	PHOTOCELLS														FLASHING LIGHTS & ANTENNAS				KEY SELECTORS	KEYPAD SELECTORS	PHOTOCELLS COLUMNS																	
G30/1804	√	√	√	√	√	√	√	√	√	√	√	√	√	√	√	√	√	√	√	√	√	√	√	√	√	√	√	√	√	√	√	√	√	√	√	√	√	√	√
G30/2204	√	√	√	√	√	√	√	√	√	√	√	√	√	√	√	√	√	√	√	√	√	√	√	√	√	√	√	√	√	√	√	√	√	√	√	√	√	√	√
SEE PAGE	194 - 192	200														198				212	205	216																	

INSTALLATION LAYOUT - SERIES G30



INSTALLATION CONFIGURATION ELEMENTS

- 1 Sliding gear motor with onboard control unit
- 2 Mechanical or magnetic limit switch
- 3 Photocell column
- 4 Pair of photocells
- 5 Key or keypad control selector
- 6 LED flashing light with integrated antenna
- 7 Fixed or rolling code remote controls
- 8 Signboards

SERIES E30



Residential



Commercial

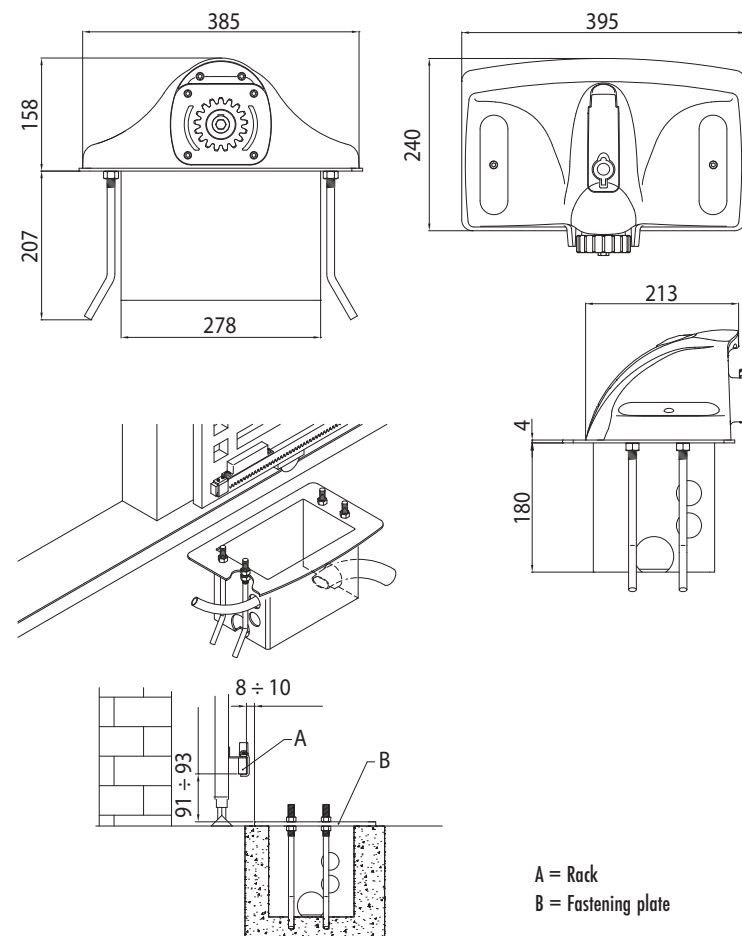


Industrial



The automations of ROGER TECHNOLOGY for the sliding gates have been designed in different versions. Amazing for its beautiful design and efficient. The E30 SERIES has been designed to reduce the dimensions of the automation, (thanks to a part of the gearbox that is underground in a foundation box), cover a range of gates up to 800 kg of weight.

DIMENSIONS & INSTALLATION



UNLESS OTHERWISE SPECIFIED, THE DIMENSIONS ARE IN MILLIMETERS




PRODUCT CODE	DESCRIPTION	NUMBER ITEMS PER PALLET	
E30/800	Electromechanical underground motor 230V AC irreversible ideal for sliding gates up to 800 kg with magnetic limit switch, magnetic encoder, without control unit. With cold galvanised steel foundation box.	24	
SET E30/800	Electromechanical underground motor 230V AC irreversible ideal for sliding gates up to 800 kg with magnetic limit switch, magnetic encoder, with control unit H70/105AC/BOX in plastic box. With cold galvanised steel foundation box.		

FEATURES		
MODEL	E30/800	SET E30/800
Max gate weight	800 kg	800 kg
Power line supply	230V AC - 50Hz	230V AC - 50Hz
Motor power supply	230V AC	230V AC
Power rating	350W	350W
Frequency of use	50%	50%
Thrust	500N	500N
Operating temperature	-20+55°C	-20+55°C
Protection level	IP67	IP67
Reductor Type	Irreversible	Irreversible
Manoeuvre speed	9.5 m/min (0.16 m/s)	9.5 m/min (0.16 m/s)
Motor thermal protection	150°C	150°C
Limit switch	Magnetic	Magnetic
Encoder	Magnetic	Magnetic
Type exit gear	Z17/mod 4	Z17/mod 4
Maximum dimension product in mm (L x W x H)	395 x 280 x 158	395 x 280 x 158
Product weight packed (Kg)	20,1	22,2



ACCESSORIES INCLUDED

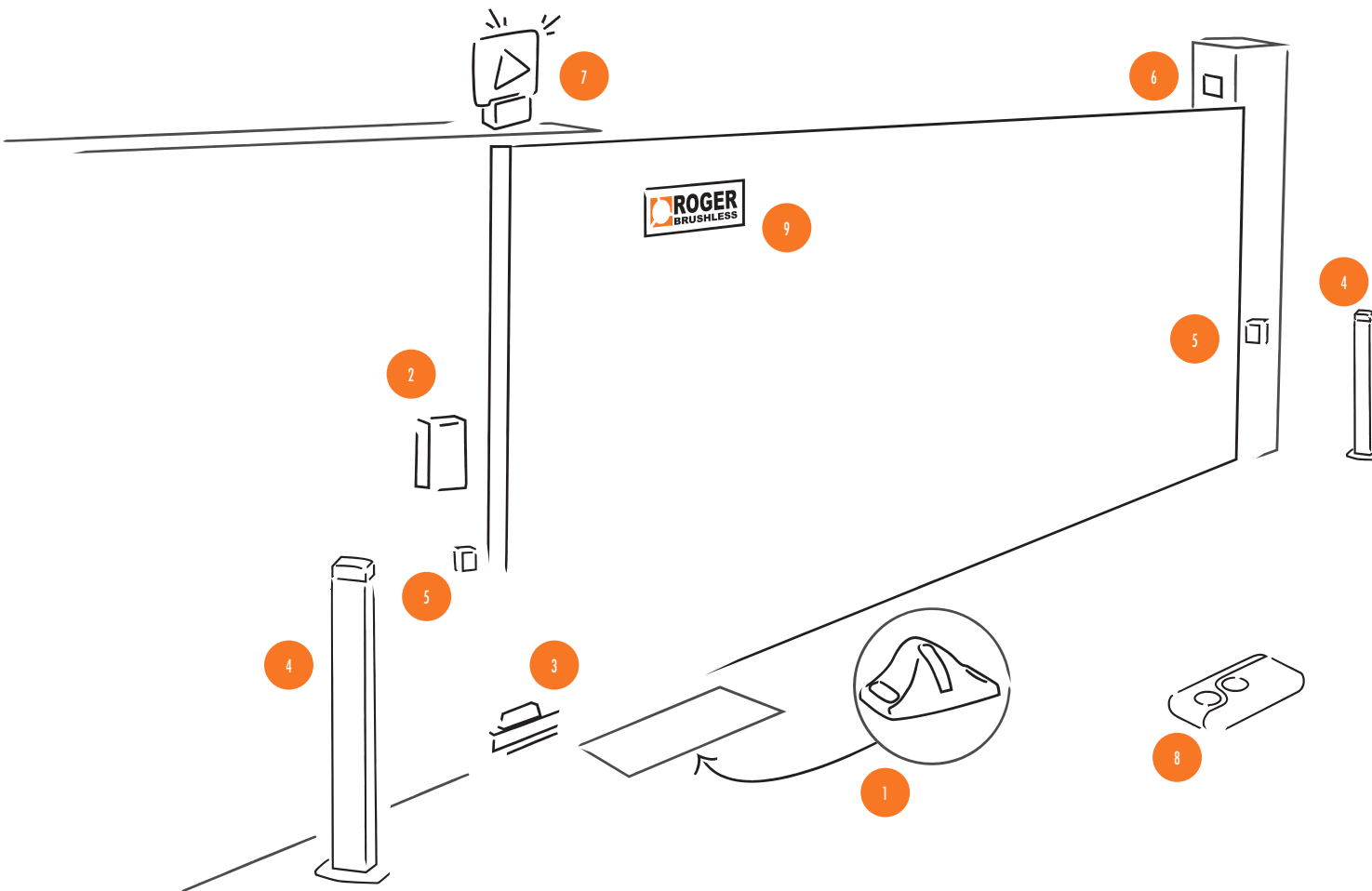
CODE	DESCRIPTION		E30/800
FU800	Cold galvanised foundation box series E30.		√

OPTIONAL ACCESSORIES

GA550	Galvanised steel rack 22x22x1000 module 4.		√
GA551	Galvanised steel rack 30x12x1000 module 4 with spacers and screws.		√
GA554	Pocket of 6 spacers (2,5 cm) and screws.		√
GA557	Roger Technology nylon rack module 4 with 6 connectors L.1000.		√
LT328	Pinion Z17 mod. 4 with increased thickness H.38 for series R30 - G30 - E30 (except BG30/1504/HS).		√
R99/C/001AL	Signboard "Automatic Opening" Aluminium version.		√
R99/C/001	Signboard "Automatic Opening".		√

Compatibility Table with Series E30

CODES	TRANSMITTERS & RADIO RECEIVERS	PHOTOCELLS												FLASHING LIGHTS & ANTENNAS				KEY SELECTORS	KEYPAD SELECTORS	PHOTOCELLS COLUMNS															
MOTORS	FOR ALL MODELS (EXCEPT R93/RX12A/I)	R90/F2ES	R90/F4ES	G90/F2ES	G90/F4ES	G90/F2ES/TRIX/TX	G90/F2ES/TRIX/RX	G90/F4ES/TRIX/TX	G90/F4ES/TRIX/RX	G90/F2ESI	G90/F4ESI	M90/F2ES	M90/F4ES	M90/F2ESO	M90/F4ESO	T90/F2S	T90/F4S	FIFTY/24	FIFTY/230	R92/LED24	R92/LED230	R91/ANI/LR1	R91/ANI/P1	FOR ALL MODELS	FOR ALL MODELS	CFT500	CFT501	TRIX50	TRIX100	TRIX50/G90	TRIX100/G90	CRA50	CRA100	CRA50/M90	CRA100/M90
E30/800	√	√	√	√	√	√	√	√	√	√	√	√	√	√	√	√	√	√		√	√	√	√	√	√	√	√	√	√	√	√	√	√	√	√
SET E30/800	√	√	√	√	√	√	√	√	√	√	√	√	√	√	√	√	√	√	√	√	√	√	√	√	√	√	√	√	√	√	√	√	√	√	√
SEE PAGE	194 - 192	200												198				212	205	216															



- 1 Underground sliding gear motor
- 2 Control unit
- 3 Mechanical or magnetic limit switch
- 4 Photocell column
- 5 Pair of photocells
- 6 Key or keypad control selector
- 7 LED flashing light with integrated antenna
- 8 Fixed or rolling code remote controls
- 8 Signboards

SEI E30



Residential



Commercial



Industrial







PRODUCT CODE	DESCRIPTION
SET E30/800	Electromechanical underground motor 230V AC irreversible ideal for sliding gates up to 800 kg with magnetic limit switch, magnetic encoder, with control unit H70/105AC/BOX in plastic box. With cold galvanised steel foundation box.

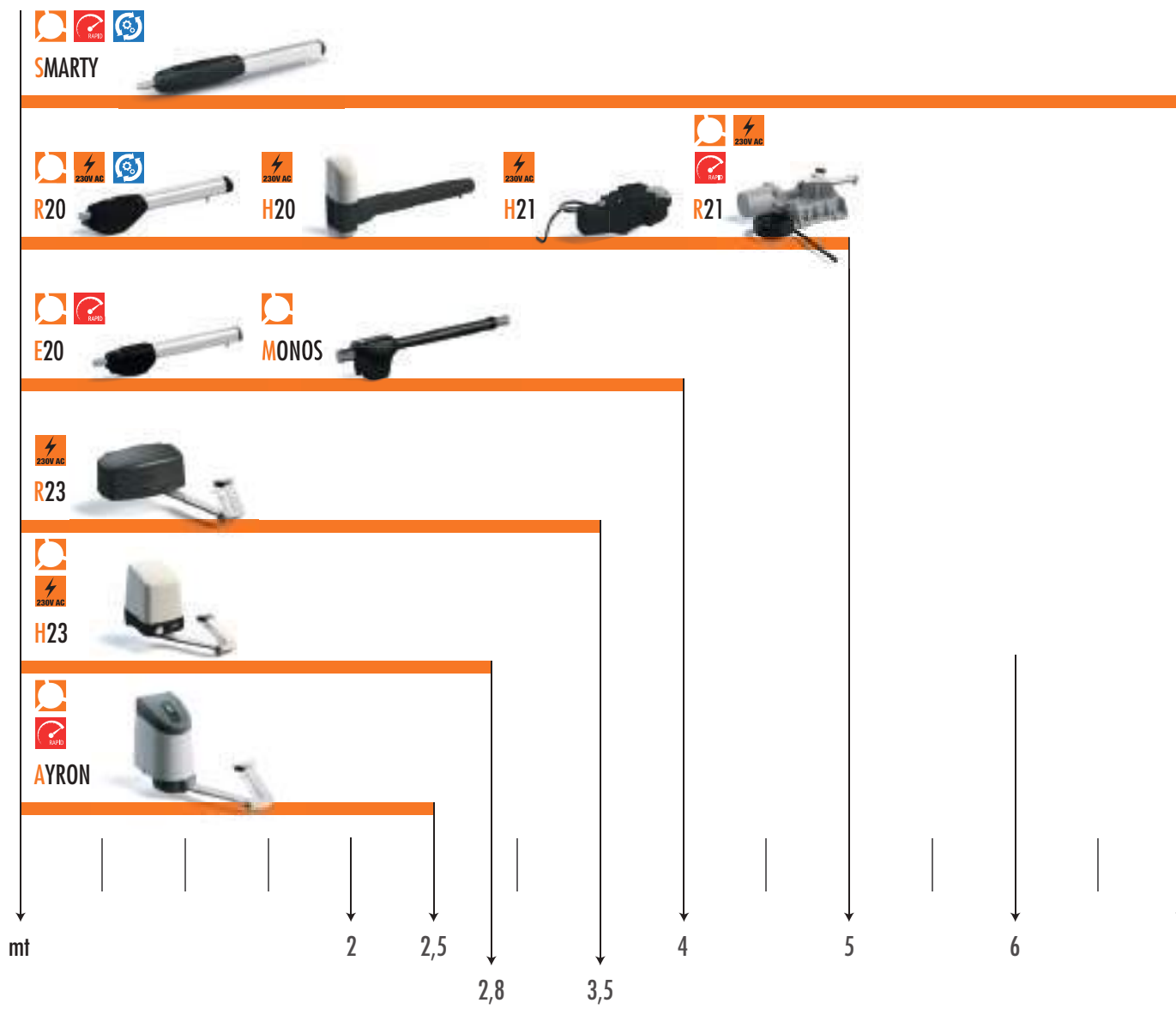
SET COMPOSITION

NUMBER ITEMS PER PALLET	ENGINE	CONTROL UNIT	STANDARD ACC
	E90/800 - 1 pcs 	H70/105AC/BOX - 1 pcs 	SEE PAGE 56



SWING GATES OVERVIEW

-  BRUSHLESS MOTOR
-  230V AC MOTOR
-  HIGH SPEED MOTOR
-  REVERSIBLE MOTOR



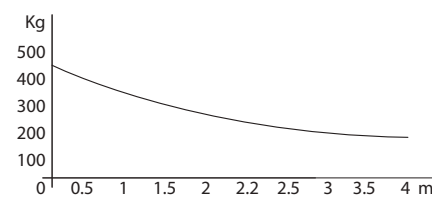
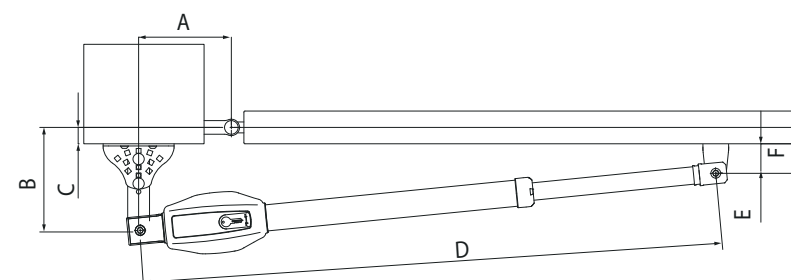
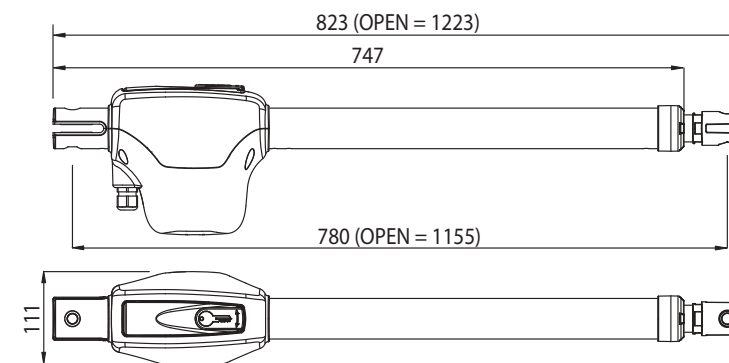


GATES SWING

SERIES MONOS

The automations of ROGER TECHNOLOGY for the sliding gates have been designed in different versions. Amazing for its beautiful design and efficient for each size of the different type of gates, the MONOS SERIES cover a range of swing gates up to 4 m wide.

DIMENSIONS & INSTALLATION



MONOS4 - MONOS4/220 - MONOS4/115 (Max run = 400 mm)							α
A	B	C	D (min)	D (max)	E	F	(max)
110	180	57	870	1155	50	80	95°
110	210	87	840	1155	50	80	95°
120	150	27	893	1155	50	80	95°
120	200	77	839	1155	50	80	95°
130	130	7	893	1155	50	80	100°
150	130	7	860	1155	50	80	105°
150	150	27	840	1155	50	80	105°
150	200	77	796	1155	50	80	100°
160	150	27	817	1155	50	80	110°
160	160	37	817	1155	50	80	105°

INSTALLATION LIMITS







PRODUCT CODE	DESCRIPTION	NUMBER ITEMS PER PALLET	
MONOS4	Electromechanical actuator with telescopic arm, BRUSHLESS, low voltage, super intensive use, with native encoder onboard, irreversible, ideal for swing gates with leaf up to 4 m length.	50	
KIT MONOS4 - KIT MONOS4/115	KIT Electromechanical actuator with telescopic arm, BRUSHLESS, low voltage, super intensive use, with native encoder onboard, irreversible, ideal for swing gates with leaf up to 4 m length.	21	

FEATURES

MODEL	MONOS4	KIT MONOS4 - KIT MONOS4/115
Power line supply	230V AC - 50Hz	230V AC / 115V AC - 50Hz
Motor power supply	24V	24V
Power rating	200W	200W
Frequency of use	Intensive use	Intensive use
Thrust	2200N	2200N
Operating temperature	-20 C° +55 C°	-20 C° +55 C°
Protection level	IP44	IP44
Reductor Type	Irreversible	Irreversible
Manoeuvre speed	2,10 cm/s	2,10 cm/s
Opening time	19-35 s	19-35 s
Stroke	400 mm	400 mm
Limit switch	-	-
Recommended digital controllers	230V: B70/2DC/BOX - 115V: B70/2DC/BOX/115	-
Encoder	Digital native encoder SENSORLESS 48 PPR	Digital native encoder SENSORLESS 48 PPR
Operating cycles per day (opening/closing - 24 hours no stop)	700	700
Maximum dimension product in mm (L x W x H)	1223 x 178 x 111	1223 x 178 x 111
Product weight packed (Kg)	7	18,8




PRODUCT CODE	DESCRIPTION	NUMBER ITEMS PER PALLET	
MONOS4/220	Electromechanical actuator with telescopic arm, 230V AC, irreversible, ideal for swing gates with leaf up to 4 m length.	50	 
KIT MONOS4/220	KIT Electromechanical actuator with telescopic arm, 230V AC, irreversible, ideal for swing gates with leaf up to 4 m length.	21	 

FEATURES		
MODEL	MONOS4/220	KIT MONOS4/220
Power line supply	230V AC - 50Hz	230V AC - 50Hz
Motor power supply	230V AC	230V AC
Power rating	200W	200W
Frequency of use	30%	30%
Thrust	2400N	2400N
Operating temperature	-20 C° +55 C°	-20 C° +55 C°
Protection level	IP44	IP44
Reductor Type	Irreversible	Irreversible
Manoeuvre speed	1,66 cm/s	1,66 cm/s
Opening time	24 s	24 s
Stroke	400 mm	400 mm
Motor thermal protection	150° C	150° C
Limit switch	-	-
Encoder	-	-
Maximum dimension product in mm (L x W x H)	1223 x 178 x 111	1223 x 178 x 111
Product weight packed (Kg)	8,5	19,4



ACCESSORIES INCLUDED

CODE	DESCRIPTION		MONOS4	MONOS4/220
KT246	Kit of screw adjustable short rear bracket and front bracket to screw (MONOS4).		√	√

OPTIONAL ACCESSORIES

B71/PBX24/BOX	Hybrid inverter, "Network Assisted" version, for powering the automation. Also provides a battery-charger function thanks to the connection to the solar panels or mains supply for powering the 24V DC brushless digital controllers with a mains voltage of 230V AC.		√	
B71/PBX24/BOX/115	Hybrid inverter, "Network Assisted" version, for powering the automation. Also provides a battery-charger function thanks to the connection to the solar panels or mains supply for powering the 24V DC brushless digital controllers with a mains voltage of 115V AC.		√	
B71/PBX/BOX	Hybrid inverter, "Full Solar" version, for powering the automation. Also provides a battery-charger function thanks to the connection to the solar panels for powering the brushless digital controllers.		√	
HT420	MONOS4 Series stem cover.		√	
KT204	Short rear hinge plate to weld.		√	
KT248	Front bracket support with M8 pins for MONOS4.		√	
R99/C/001AL	Signboard "Automatic Opening" Aluminium version.		√	
R99/C/001	Signboard "Automatic Opening".		√	



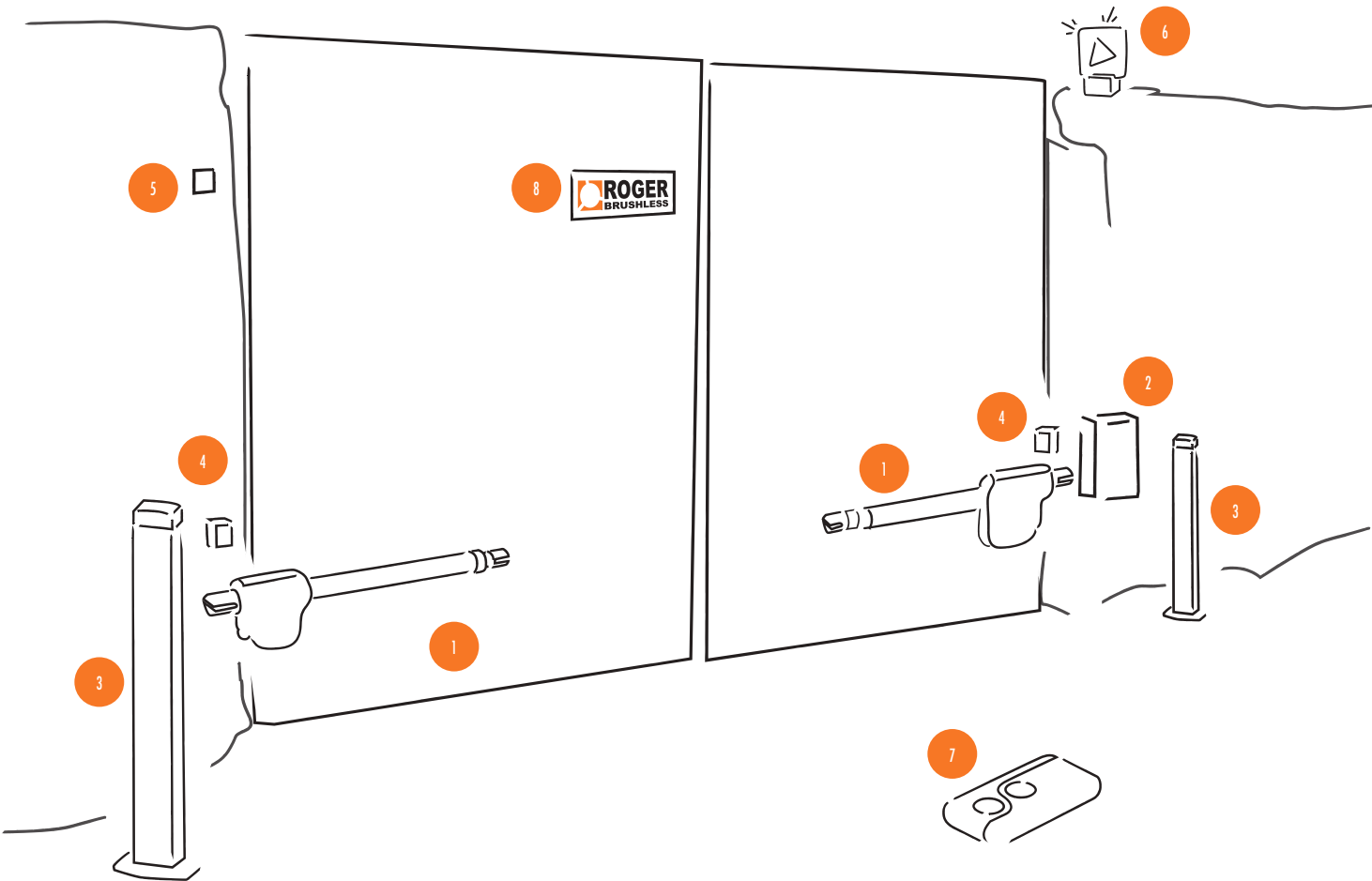
Compatibility Table with Series MONOS

CODES	TRANSMITTERS & RADIO RECEIVERS	PHOTOCELLS														FLASHING LIGHTS & ANTENNAS					KEY SELECTORS	KEYPAD SELECTORS	PHOTOCELLS COLUMNS															
		R90/F2ES	R90/F4ES	G90/F2ES	G90/F4ES	G90/F2ES/TRIX/TX	G90/F2ES/TRIX/RX	G90/F4ES/TRIX/TX	G90/F4ES/TRIX/RX	G90/F2ESI	G90/F4ESI	M90/F2ES	M90/F4ES	M90/F2ESO	M90/F4ESO	T90/F2S	T90/F4S	FIFTHY/24	FIFTHY/230	R92/LED24			R92/LED230	R91/ANI/LR1	R91/ANI/P1	FOR ALL MODELS	FOR ALL MODELS	CFT500	CFT501	TRIX50	TRIX100	TRIX50/G90	TRIX100/G90	CRA50	CRA100	CRA50/M90	CRA100/M90	
MOTORS	FOR ALL MODELS (EXCEPT R93/RX12A/1)																																					
MONOS4	√	√	√	√	√	√	√	√	√	√	√	√	√	√	√	√	√	√	√	√	√	√	√	√	√	√	√	√	√	√	√	√	√	√	√	√	√	√
KIT MONOS4 - KIT MONOS4/115	√	√	√	√	√	√	√	√	√	√	√	√	√	√	√	√	√	√	√	√	√	√	√	√	√	√	√	√	√	√	√	√	√	√	√	√	√	√



CODES	TRANSMITTERS & RADIO RECEIVERS	PHOTOCELLS														FLASHING LIGHTS & ANTENNAS					KEY SELECTORS	KEYPAD SELECTORS	PHOTOCELLS COLUMNS																
		R90/F2ES	R90/F4ES	G90/F2ES	G90/F4ES	G90/F2ES/TRIX/TX	G90/F2ES/TRIX/RX	G90/F4ES/TRIX/TX	G90/F4ES/TRIX/RX	G90/F2ESI	G90/F4ESI	M90/F2ES	M90/F4ES	M90/F2ESO	M90/F4ESO	T90/F2S	T90/F4S	FIFTHY/24	FIFTHY/230	R92/LED24			R92/LED230	R91/ANI/LR1	R91/ANI/P1	FOR ALL MODELS	FOR ALL MODELS	CFT500	CFT501	TRIX50	TRIX100	TRIX50/G90	TRIX100/G90	CRA50	CRA100	CRA50/M90	CRA100/M90		
MOTORS																																							
MONOS4/220	√	√	√	√	√	√	√	√	√	√	√	√	√	√	√	√	√	√	√	√	√	√	√	√	√	√	√	√	√	√	√	√	√	√	√	√	√	√	
KIT MONOS4/220	√	√	√	√	√	√	√	√	√	√	√	√	√	√	√	√	√	√	√	√	√	√	√	√	√	√	√	√	√	√	√	√	√	√	√	√	√	√	√
SEE PAGE	194 - 192	200														198					212	205	216																

INSTALLATION LAYOUT - SERIES MONOS



INSTALLATION CONFIGURATION ELEMENTS

- 1 Swing gate gear motor
- 2 Control unit
- 3 Photocell column
- 4 Pair of photocells
- 5 Key or keypad control selector
- 6 LED flashing light with integrated antenna
- 7 Fixed or rolling code remote controls
- 8 Signboards

KIT MONOS



Residential











Commercial



PRODUCT CODE	DESCRIPTION	NUMBER ITEMS PER PALLET	
KIT MONOS4	KIT Electromechanical actuator with telescopic arm, BRUSHLESS, low voltage, super intensive use, with native encoder onboard, irreversible, ideal for swing gates with leaf up to 4 m lenght.	21	

PRODUCT CODE	DESCRIPTION	NUMBER ITEMS PER PALLET	
KIT MONOS4/220	KIT Electromechanical actuator with telescopic arm, 230V AC, irreversible, ideal for swing gates with leaf up to 4 m lenght.	21	

KIT COMPOSITION

WEIGHT	ENGINE	DIGITAL CONTROLLER BRUSHLESS	RADIO RECEIVERS	TRANSMITTERS	PHOTOCELLS	FLASHING LIGHTS AND ANTENNAS	SIGNBOARDS	ACCESSORIES INCLUDED	STANDARD ACC
*	MONOS4 - 2 pcs 	H70/2DC/BOX - 1 pcs 	H93/RX20/1 - 1 pcs 	SYNUS/2 - 2 pcs 	R90/F4ES - 1 pcs 	FIFTHY/24 - 1 pcs 	R99/C/001 - 1 pcs 	KT246 (2pz/kit) 	SEE PAGE 65

KIT COMPOSITION

WEIGHT	ENGINE	CONTROL UNIT	RADIO RECEIVERS	TRANSMITTERS	PHOTOCELLS	FLASHING LIGHTS AND ANTENNAS	SIGNBOARDS	ACCESSORIES INCLUDED	STANDARD ACC
*	MONOS4/220 - 2 pcs 	H70/200AC/BOX - 1 pcs 	H93/RX20/1 - 1 pcs 	T80/TX2 - 2 pcs 	R90/F2ES - 1 pcs 	FIFTHY/230 - 1 pcs 	R99/C/001 - 1 pcs 	KT246 (2pz/kit) 	SEE PAGE 65

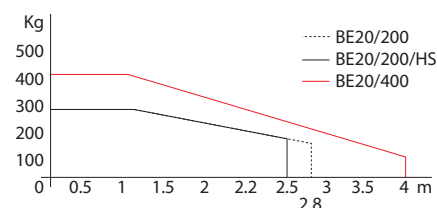
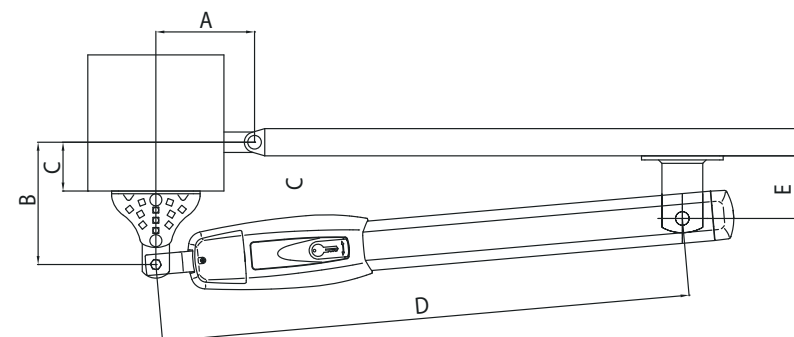
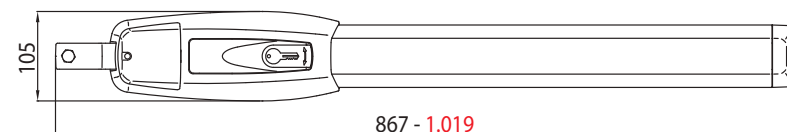
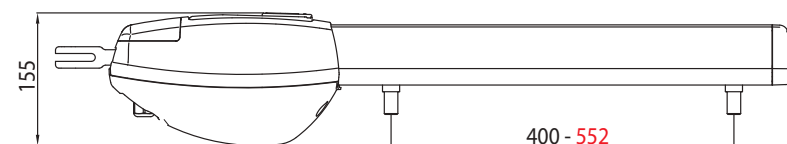
* REFER TO THE INSTALLATION LIMITS

SERIES E20

The automations of ROGER TECHNOLOGY for the sliding gates have been designed in different versions. Amazing for its beautiful design and efficient for each size of the different type of gates, the E20 SERIES cover a range of swing gates up to 4 m wide.

DIMENSIONS & INSTALLATION

BE20/200 - BE20/200/HS
BE20/400



BE20/200 - BE20/200/HS (Max run = 400 mm)					
A	B	C (max)	D (max)	E	α°
110	180	100	770	92	100°
110	210	100	770	92	95°
120	150	100	770	92	105°
120	200	100	770	92	100°
130	130	100	770	92	105°
150	130	100	770	92	120°
150	150	100	770	92	110°
150	200	100	770	92	100°
160	150	100	770	92	105°
160	160	100	770	92	100°

BE20/400 (Max run = 550 mm)					
A	B	C (max)	D (max)	E	α°
120	180	150	922	125	100°
120	200	150	922	125	95°
150	180	150	922	125	105°
150	220	150	922	125	100°
170	200	150	922	125	105°
200	200	150	922	125	110°
200	240	150	922	125	100°
220	180	150	922	125	110°
220	200	150	922	125	100°
250	190	150	922	145	115°

INSTALLATION LIMITS

















PRODUCT CODE	DESCRIPTION	NUMBER ITEMS PER PALLET	
BE20/200	Electromechanical actuator BRUSHLESS, low voltage, super intensive use, with native encoder onboard, irreversible, ideal for swing gates with leaf up to 2,8 m lenght, with mechanical stopper in opening and closing.	50	
BE20/200/HS	Electromechanical actuator HIGH SPEED BRUSHLESS, low voltage, super intensive use, with native encoder onboard, irreversible, ideal for swing gates with leaf up to 2,5 m lenght, with mechanical stopper in opening and closing.	50	
BE20/400	Electromechanical actuator BRUSHLESS, low voltage, super intensive use, with native encoder onboard, irreversible, ideal for swing gates with leaf up to 4 m lenght, with mechanical stopper in opening and closing.	36	
KIT BE20/210	KIT Electromechanical actuator BRUSHLESS, low voltage, super intensive use, with native encoder onboard, irreversible, ideal for swing gates with leaf up to 2,8 m lenght, with mechanical stopper in opening and closing.	21	
KIT BE20/212/HS	KIT Electromechanical actuator HIGH SPEED BRUSHLESS, low voltage, super intensive use, with native encoder onboard, irreversible, ideal for swing gates with leaf up to 2,5 m lenght, with mechanical stopper in opening and closing.	21	
KIT BE20/410	KIT Electromechanical actuator BRUSHLESS, low voltage, super intensive use, with native encoder onboard, irreversible, ideal for swing gates with leaf up to 4 m lenght, with mechanical stopper in opening and closing.	18	




SEE LEGEND ON PREVIOUS SERIES



FEATURES

MODEL	BE20/200 	BE20/200/HS 	BE20/400 	KIT BE20/210 	KIT BE20/212/HS 	KIT BE20/410 
Power line supply	230V AC - 50Hz	230V AC - 50Hz	230V AC - 50Hz	230V AC - 50Hz	230V AC - 50Hz	230V AC - 50Hz
Motor power supply	24V	36V	36V	24V	36V	36V
Power rating	200W	200W	200W	200W	200W	200W
Frequency of use	Intensive use 	Intensive use 	Intensive use 	Intensive use 	Intensive use 	Intensive use 
Thrust	100 - 2200N	100 - 2200N	100 - 2800N	100 - 2200N	100 - 2200N	100 - 2800N
Operating temperature	-20 C° +55 C°	-20 C° +55 C°	-20 C° +55 C°	-20 C° +55 C°	-20 C° +55 C°	-20 C° +55 C°
Protection level	IP44	IP44	IP44	IP44	IP44	IP44
Reductor Type	Irreversible	Irreversible	Irreversible	Irreversible	Irreversible	Irreversible
Manoeuvre speed	1,66 cm/s	3 cm/s	1,66 cm/s	1,66 cm/s	3 cm/s	1,66 cm/s
Opening time	15-25 s	10-15 s	17-26 s	15-25 s	10-15 s	17-26 s
Stroke	400 mm	400 mm	550 mm	400 mm	400 mm	550 mm
Limit switch	Mechanical stopper in opening and closing	Mechanical stopper in opening and closing	Mechanical stopper in opening and closing	Mechanical stopper in opening and closing	Mechanical stopper in opening and closing	Mechanical stopper in opening and closing
Recommended digital controllers	230V: B70/2DC/BOX - 115V: B70/2DC/BOX/115	230V: EDGE1/BOX - 115V: EDGE1/BOX/115	230V: EDGE1/BOX - 115V: EDGE1/BOX/115	-	-	-
Encoder	Digital native encoder SENSORLESS 48 PPR	Digital native encoder SENSORLESS 48 PPR	Digital native encoder SENSORLESS 48 PPR	Digital native encoder SENSORLESS 48 PPR	Digital native encoder SENSORLESS 48 PPR	Digital native encoder SENSORLESS 48 PPR
Operating cycles per day (opening/closing - 24 hours no stop)	800	800	1000	800	800	1000
Maximum dimension product in mm (L x W x H)	867 x 105 x 155	867 x 105 x 155	1019 x 105 x 155	867 x 105 x 155	867 x 105 x 155	1019 x 105 x 155
Product weight packed (Kg)	7,9	7,8	8,8	20,3	21,7	23,7

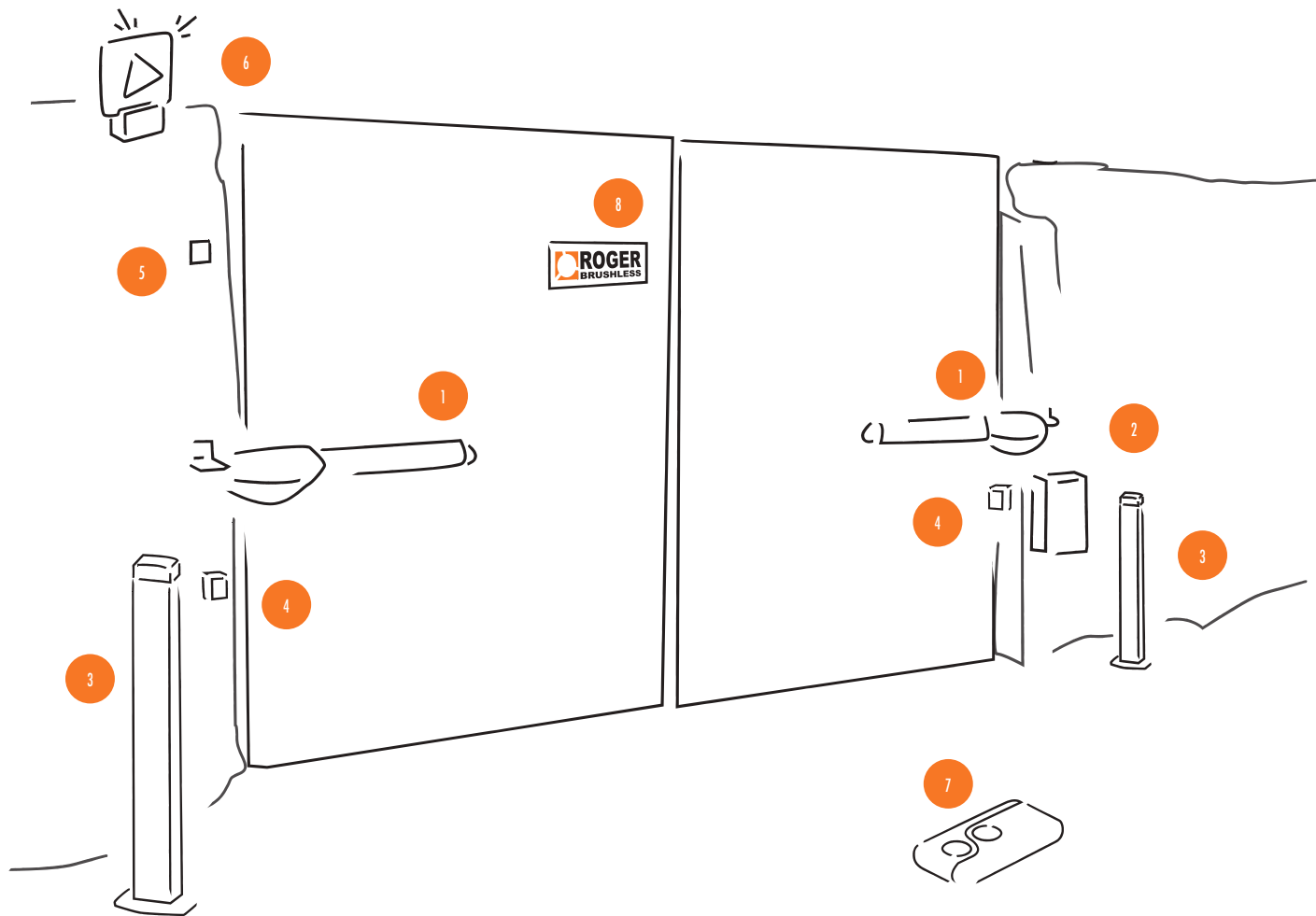
ACCESSORIES INCLUDED

CODE	DESCRIPTION		BE20/200	BE20/200/HS	BE20/400
MC781	Kit 2 mechanical stop BR20, BE20 series, R20/300MS and R20/500MS.		√	√	√
KT205/R	Kit of screw-adjustable long rear bracket and screw-welded long front bracket.				√
KT206/R	Kit of screw-adjustable short rear bracket and screw-welded short front bracket.		√	√	

OPTIONAL ACCESSORIES

B71/PBX24/BOX	Hybrid inverter, "Network Assisted" version, for powering the automation. Also provides a battery-charger function thanks to the connection to the solar panels or mains supply for powering the 24V DC brushless digital controllers with a mains voltage of 230V AC.		√	√	√
B71/PBX24/BOX/115	Hybrid inverter, "Network Assisted" version, for powering the automation. Also provides a battery-charger function thanks to the connection to the solar panels or mains supply for powering the 24V DC brushless digital controllers with a mains voltage of 115V AC.		√	√	√
B71/PBX/BOX	Hybrid inverter, "Full Solar" version, for powering the automation. Also provides a battery-charger function thanks to the connection to the solar panels for powering the brushless digital controllers.		√	√	√
KT201	Long front hinge plate, to weld.				√
KT202	Short front hinge plate to weld.		√	√	√
KT203	Long rear hinge plate to weld.				√
KT204	Short rear hinge plate to weld.		√	√	
KT205	Kit 3 hinge plates long series, to weld.				√
KT206	Kit three hinge plates short to weld.		√	√	
R99/C/001AL	Signboard "Automatic Opening" Aluminium version.		√	√	√
R99/C/001	Signboard "Automatic Opening".		√	√	√

CODES	TRANSMITTERS & RADIO RECEIVERS	PHOTOCELLS												FLASHING LIGHTS & ANTENNAS				KEY SELECTORS	KEYPAD SELECTORS	PHOTOCELLS COLUMNS																				
		FOR ALL MODELS (EXCEPT R93/RX12A/I)	R90/F2ES	R90/F4ES	G90/F2ES	G90/F4ES	G90/F2ES/TRIX/TX	G90/F2ES/TRIX/RX	G90/F4ES/TRIX/TX	G90/F4ES/TRIX/RX	G90/F2ESI	G90/F4ESI	M90/F2ES	M90/F4ES	M90/F2ESO	M90/F4ESO	T90/F2S	T90/F4S	FIFTY/24	FIFTY/230	R92/LED24	R92/LED230	R91/ANT/LR1	R91/ANT/P1	FOR ALL MODELS	FOR ALL MODELS	CFT500	CFT501	TRIX50	TRIX100	TRIX50/G90	TRIX100/G90	CRA50	CRA100	CRA50/M90	CRA100/M90				
BE20/200	√		√		√			√	√		√		√		√		√	√		√		√	√	√	√	√	√	√	√	√	√	√	√	√	√	√	√			
BE20/200/HS	√		√		√			√	√		√		√		√		√	√		√		√	√	√	√	√	√	√	√	√	√	√	√	√	√	√	√	√		
BE20/400	√		√		√			√	√		√		√		√		√	√		√		√	√	√	√	√	√	√	√	√	√	√	√	√	√	√	√	√	√	
KIT BE20/210	√		√		√			√	√		√		√		√		√	√		√		√	√	√	√	√	√	√	√	√	√	√	√	√	√	√	√	√	√	√
KIT BE20/212/HS	√		√		√			√	√		√		√		√		√	√		√		√	√	√	√	√	√	√	√	√	√	√	√	√	√	√	√	√	√	√
KIT BE20/410	√		√		√			√	√		√		√		√		√	√		√		√	√	√	√	√	√	√	√	√	√	√	√	√	√	√	√	√	√	√
SEE PAGE	194 - 192	200												198				212	205	216																				



- 1 Swing gate gear motor
- 2 Control unit
- 3 Photocell column
- 4 Pair of photocells
- 5 Key or keypad control selector
- 6 LED flashing light with integrated antenna
- 7 Fixed or rolling code remote controls
- 8 Signboards

KIT BE20



-  Residential
-  Commercial
-  Industrial



PRODUCT CODE	DESCRIPTION	NUMBER ITEMS PER PALLET	
KIT BE20/210	KIT Electromechanical actuator BRUSHLESS, low voltage, super intensive use, with native encoder onboard, irreversible, ideal for swing gates with leaf up to 2,8 m lenght, with mechanical stopper in opening and closing.	21	
KIT BE20/212/HS	KIT Electromechanical actuator HIGH SPEED BRUSHLESS, low voltage, super intensive use, with native encoder onboard, irreversible, ideal for swing gates with leaf up to 2,5 m lenght, with mechanical stopper in opening and closing.	21	
KIT BE20/410	KIT Electromechanical actuator BRUSHLESS, low voltage, super intensive use, with native encoder onboard, irreversible, ideal for swing gates with leaf up to 4 m lenght, with mechanical stopper in opening and closing.	18	

KIT COMPOSITION

WEIGHT	ENGINE	DIGITAL CONTROLLER BRUSHLESS	RADIO RECEIVERS	TRANSMITTERS	PHOTOCELLS	FLASHING LIGHTS AND ANTENNAS	SIGNBOARDS	ACCESSORIES INCLUDED	STANDARD ACC
*	BE20/200 - 2pcs 	B70/2DC/BOX - 1pcs 	H93/RX22A/1 - 1pcs 	SYNUS/2 - 2pcs 	R90/F4ES - 1pcs 	FIFTHY/24 - 1pcs 	R99/C/001 - 1pcs 	MC781 KT206/R (2pz/kit) 	SEE PAGE 73
*	BE20/200/HS - 2pcs 	EDGE1/BOX - 1pcs 	H93/RX22A/1 - 1pcs 	SYNUS/2 - 2pcs 	R90/F4ES - 1pcs 	FIFTHY/24 - 1pcs 	R99/C/001 - 1pcs 	MC781 KT206/R (2pz/kit) 	SEE PAGE 73
*	BE20/400 - 2pcs 	EDGE1/BOX - 1pcs 	H93/RX22A/1 - 1pcs 	SYNUS/2 - 2pcs 	R90/F4ES - 1pcs 	FIFTHY/24 - 1pcs 	R99/C/001 - 1pcs 	MC781 KT205/R (2pz/kit) 	SEE PAGE 73

* REFER TO THE INSTALLATION LIMITS

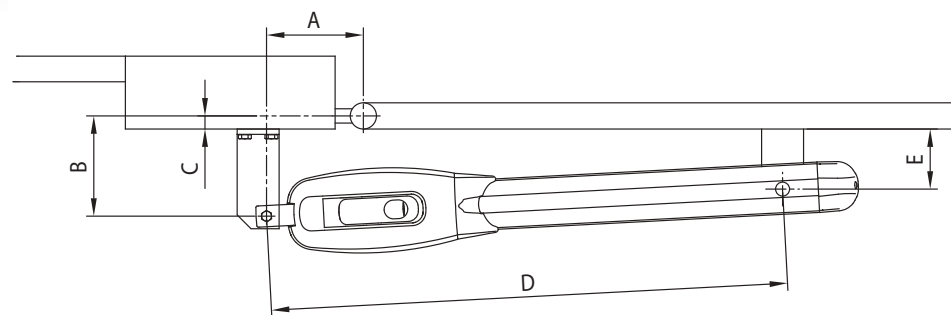
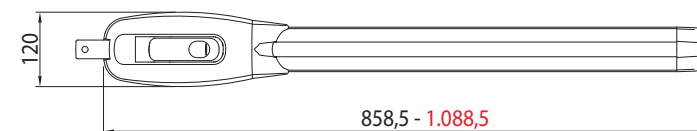
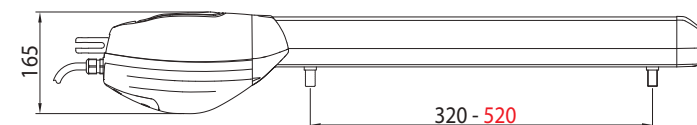
SERIES R20

The automations of ROGER TECHNOLOGY for the sliding gates have been designed in different versions. Amazing for its beautiful design and efficient for each size of the different type of gates, the R20 SERIES cover a range of swing gates up to 5 m wide.

DIMENSIONS & INSTALLATION

R20/300 - R20/302

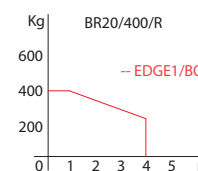
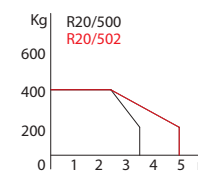
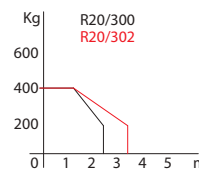
BR20/400/R - R20/500 - R20/502



INSTALLATION LIMITS

R20/300 - R20/302		
A	B	<
130	130	90°
80	170	90°
80	210	90°
100	200	90°
120	140	100°
130	150	105°
150	100	120°
C (max)	D (max)	E
90	730	90

BR20/400/R - R20/500 - R20/502		
A	B	<
100	210	90°
150	210	90°
150	300	90°
250	180	110°
220	200	110°
180	130	120°
210	180	120°
C (MAX)	D (MAX)	E
190	950	123



UNLESS OTHERWISE SPECIFIED, THE DIMENSIONS ARE IN MILLIMETERS

Residential
















Commercial

Industrial

PRODUCT CODE	DESCRIPTION	NUMBER ITEMS PER PALLET	
BR20/400/R	Electromechanical actuator BRUSHLESS, low voltage, super intensive use, with native encoder onboard, reversible, ideal for swing gates with leaf up to 4 m length, with mechanical stopper in opening and closing.	36	

FEATURES

MODEL	BR20/400/R	
Power line supply	230V AC - 50Hz	
Motor power supply	36V	
Power rating	210W	
Frequency of use	Intensive use	
Thrust	100 - 1500N	
Operating temperature	-20 C° +55 C°	
Protection level	IP44	
Reductor Type	Reversible	
Manoeuvre speed	2,22 cm/s	
Opening time	18-28 s	
Stroke	520 mm	
Limit switch	Mechanical stopper in opening and closing	
Recommended digital controllers	230V: EDGE1/BOX 115V: EDGE1/BOX/115	
Encoder	Digital native encoder SENSORLESS 48 PPR	
Operating cycles per day (opening/closing - 24 hours no stop)	1000	
Maximum dimension product in mm (L x W x H)	1088,5 x 120 x 165	
Product weight packed (Kg)	9,9	





PRODUCT CODE	DESCRIPTION	NUMBER ITEMS PER PALLET	
R20/300	Electromechanical actuator 230V AC irreversible for swing gate with leaf up to 2,5 m, with 1 microswitch, complete with fixing plates.	50	 
R20/302	Electromechanical actuator 230V AC irreversible ideal for swing gates with leaf up to 3,5 m, slow version with 6 pole motor, with 1 microswitch, complete with fixing plates.	50	 
R20/500	Electromechanical actuator 230V AC irreversible ideal for swing gates with leaf up to 3,5 m, with 1 microswitch, complete with fixing plates.	36	  
R20/502	Electromechanical actuator 230V AC irreversible ideal for swing gates with leaf up to 5 m, slow version with 6 pole motor, with 1 microswitch, complete with fixing plates.	36	  
KIT R20/310	KIT Electromechanical actuator 230V AC irreversible ideal for swing gates with leaf up to 2,5 m with 1 microswitch, complete with fixing plates.	21	 
KIT R20/510	KIT Electromechanical actuator 230V AC irreversible ideal for swing gates with leaf up to 3,5 m, with 1 microswitch, complete with fixing plates.	18	  

FEATURES

MODEL	R20/300	R20/302	R20/500	R20/502	KIT R20/310	KIT R20/510
Power line supply	230V AC - 50Hz	230V AC - 50Hz	230V AC - 50Hz	230V AC - 50Hz	230V AC - 50Hz	230V AC - 50Hz
Motor power supply	230V AC	230V AC	230V AC	230V AC	230V AC	230V AC
Power rating	200W	215W	200W	215W	200W	200W
Frequency of use	40%	40%	40%	40%	40%	40%
Thrust	2500N	2800N	2500N	2800N	2500N	2500 N
Operating temperature	-20+55 °C	-20+55 °C	-20+55 °C	-20+55 °C	-20+55 °C	-20+55 °C
Protection level	IP44	IP44	IP44	IP44	IP44	IP44
Reductor Type	Irreversible	Irreversible	Irreversible	Irreversible	Irreversible	Irreversible
Manoeuvre speed	1,66 cm/s	1,06 cm/s	1,66 cm/s	1,06 cm/s	1,66 cm/s	1,66 cm/s
Opening time	19 s	28 s	27 s	42 s	19 s	27 s
Stroke	320 mm	320 mm	520 mm	520 mm	320 mm	520 mm
Motor thermal protection	150 °C	140 °C	140 °C	140 °C	150 °C	150 °C
Incorporated condenser	15 µF	6,3 µF	15 µF	6,3 µF	15 µF	15 µF
Limit switch	Microswitch in opening (optional in closing)	Microswitch in opening (optional in closing)	Microswitch in opening (optional in closing)	Microswitch in opening (optional in closing)	Microswitch in opening (optional in closing)	Microswitch in opening (optional in closing)
Encoder	-	-	-	-	-	-
Maximum dimension product in mm (L x W x H)	858,5 x 120 x 165	858,5 x 120 x 165	1088,5 x 120 x 165	1088,5 x 120 x 165	858,5 x 120 x 165	1088,5 x 120 x 165
Product weight packed (Kg)	9,2	9,3	10,6	10,7	20,8	23,6



ACCESSORIES INCLUDED

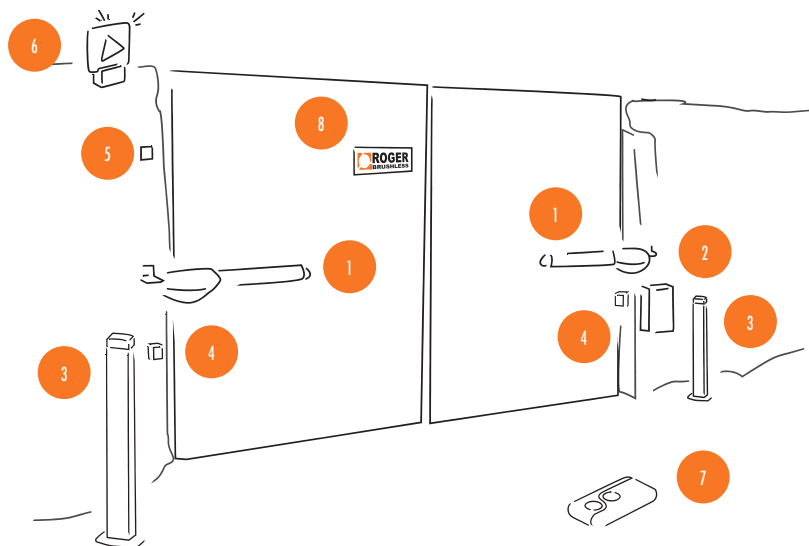
CODE	DESCRIPTION		BR20/400/R	R20/300	R20/302	R20/500	R20/502
MC781	Kit 2 mechanical stop BR20, BE20 series, R20/300MS and R20/500MS.		√				
KT205	Kit 3 hinge plates long series, to weld.		√			√	√
KT206	Kit three hinge plates short to weld.			√	√		
-	Microswitch in opening					√	√



OPTIONAL ACCESSORIES

		BR20/400/R	R20/300	R20/302	R20/500	R20/502
B71/PBX36/BOX	Hybrid inverter, "Network Assisted" version, for powering the automation. Also provides a battery-charger function thanks to the connection to the solar panels or mains supply for powering the 36V DC brushless digital controllers with a mains voltage of 230V AC.	√				
B71/PBX36/BOX/115	Hybrid inverter, "Network Assisted" version, for powering the automation. Also provides a battery-charger function thanks to the connection to the solar panels or mains supply for powering the 36V DC brushless digital controllers with a mains voltage of 115V AC.	√				
B71/PBX/BOX	Hybrid inverter, "Full Solar" version, for powering the automation. Also provides a battery-charger function thanks to the connection to the solar panels for powering the brushless digital controllers.	√				
MC770	Kit optional microswitch in closing with cable series R20.		√	√	√	√
MC780	Kit 2 mechanical stop R20 series.		√	√	√	√
KT201/R	Screw-welded Long front bracket.	√			√	√
KT202/R	Screw-welded short front bracket.		√	√		
KT203/R	Screw-adjustable long rear bracket.	√				
KT204/R	Screw-adjustable short rear bracket.		√	√		
KT205/R	Kit of screw-adjustable long rear bracket and screw-welded long front bracket.	√			√	√
KT206/R	Kit of screw-adjustable short rear bracket and screw-welded short front bracket.		√	√		
R99/C/001AL	Signboard "Automatic Opening" Aluminium version.	√	√	√	√	√
R99/C/001	Signboard "Automatic Opening".	√	√	√	√	√

INSTALLATION LAYOUT - SERIES R20



INSTALLATION CONFIGURATION ELEMENTS

- | | | | |
|---|-----------------------|---|--|
| 1 | Swing gate gear motor | 5 | Key or keypad control selector |
| 2 | Control unit | 6 | LED flashing light with integrated antenna |
| 3 | Photocell column | 7 | Fixed or rolling code remote controls |
| 4 | Pair of photocells | 8 | Signboards |



Compatibility Table with Series R20

MOTORS	TRANSMITTERS & RADIO RECEIVERS	PHOTOCELLS														FLASHING LIGHTS & ANTENNAS				KEY SELECTORS	KEYPAD SELECTORS	PHOTOCELLS COLUMNS																	
		R90/F2ES	R90/F4ES	G90/F2ES	G90/F4ES	G90/F2ES/TRIX/TX	G90/F2ES/TRIX/RX	G90/F4ES/TRIX/TX	G90/F4ES/TRIX/RX	G90/F2ESI	G90/F4ESI	M90/F2ES	M90/F4ES	M90/F2ESO	M90/F4ESO	T90/F2S	T90/F4S	FIFTY/24	FIFTY/230			R92/LED24	R92/LED230	R91/ANT/LR1	R91/ANT/P1	FOR ALL MODELS	FOR ALL MODELS	CFT500	CFT501	TRIX50	TRIX100	TRIX50/G90	TRIX100/G90	CRA50	CRA100	CRA50/M90	CRA100/M90		
BR20/400/R	√	√	√	√	√	√	√	√	√	√	√	√	√	√	√	√	√	√	√	√	√	√	√	√	√	√	√	√	√	√	√	√	√	√	√	√	√		
MOTORS	TRANSMITTERS & RADIO RECEIVERS	PHOTOCELLS														FLASHING LIGHTS & ANTENNAS				KEY SELECTORS	KEYPAD SELECTORS	PHOTOCELLS COLUMNS																	
R20/300	√	√	√	√	√	√	√	√	√	√	√	√	√	√	√	√	√	√	√			√	√	√	√	√	√	√	√	√	√	√	√	√	√	√	√	√	√
R20/302	√	√	√	√	√	√	√	√	√	√	√	√	√	√	√	√	√	√	√	√	√	√	√	√	√	√	√	√	√	√	√	√	√	√	√	√	√	√	
R20/500	√	√	√	√	√	√	√	√	√	√	√	√	√	√	√	√	√	√	√	√	√	√	√	√	√	√	√	√	√	√	√	√	√	√	√	√	√	√	√
R20/502	√	√	√	√	√	√	√	√	√	√	√	√	√	√	√	√	√	√	√	√	√	√	√	√	√	√	√	√	√	√	√	√	√	√	√	√	√	√	√
KIT R20/310	√	√	√	√	√	√	√	√	√	√	√	√	√	√	√	√	√	√	√	√	√	√	√	√	√	√	√	√	√	√	√	√	√	√	√	√	√	√	√
KIT R20/510	√	√	√	√	√	√	√	√	√	√	√	√	√	√	√	√	√	√	√	√	√	√	√	√	√	√	√	√	√	√	√	√	√	√	√	√	√	√	√
SEE PAGE	194 - 192	200														198				212	205	216																	

KIT R20



Residential



Commercial



















Industrial



PRODUCT CODE	DESCRIPTION	NUMBER ITEMS PER PALLET	
KIT R20/310	KIT Electromechanical actuator 230V AC irreversible ideal for swing gates with leaf up to 2,5 m with 1 microswitch, complete with fixing plates.	21	
KIT R20/510	KIT Electromechanical actuator 230V AC irreversible ideal for swing gates with leaf up to 3,5 m, with 1 microswitch, complete with fixing plates.	18	

KIT COMPOSITION

WEIGHT	ENGINE	CONTROL UNIT	RADIO RECEIVERS	TRANSMITTERS	PHOTOCELLS	FLASHING LIGHTS AND ANTENNAS	SIGNBOARDS	ACCESSORIES INCLUDED	STANDARD ACC
*	R20/300 - 2pcs 	H70/200AC/BOX - 1pcs 	H93/RX22A/1 - 1pcs 	T80/TX2 - 2pcs 	R90/F2ES - 1pcs 	FIFTHY/230 - 1pcs 	R99/C/001 - 1pcs 	KT206 (2pz/kit) 	SEE PAGE 81
*	R20/500 - 2pcs 	H70/200AC/BOX - 1pcs 	H93/RX22A/1 - 1pcs 	T80/TX2 - 2pcs 	R90/F2ES - 1pcs 	FIFTHY/230 - 1pcs 	R99/C/001 - 1pcs 	KT205 (2pz/kit) 	SEE PAGE 81

* REFER TO THE INSTALLATION LIMITS

SERIES SMARTY

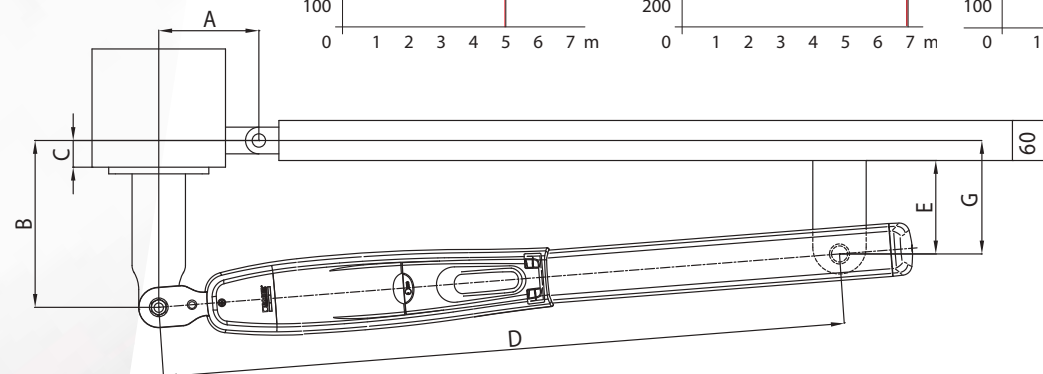
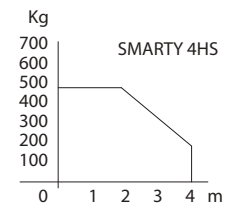
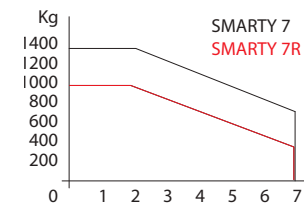
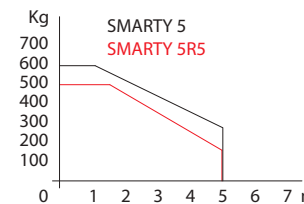


The automations of ROGER TECHNOLOGY for the swing gates have been designed in different versions. Amazing for its beautiful design and efficient for each size of the different type of gates, the SMARTY SERIES cover a range of swing gates from 5 m up to 7 m wide.

DIMENSIONS & INSTALLATION

SMARTY 5 / 5R5 / 4HS (Max run = 370 mm)						
A	B	C (max)	D (max)	E	G	α°
150	150	120	1030	100	130	97°
150	170	120	1030	100	130	96°
150	190	120	1030	100	130	95°
150	200	120	1030	100	130	95°
150	220	120	1030	100	130	90°
170	150	120	1030	100	130	103°
170	170	120	1030	100	130	102°
170	200	120	1030	100	130	90°
185	185	120	1030	100	130	90°
200	160	120	1030	100	130	92°

SMARTY 7 / SMARTY 7R (Max run = 520 mm)						
A	B	C (max)	D (max)	E	G	α°
200	200	200	1180	140	170	98°
200	230	200	1180	140	170	97°
200	260	200	1180	140	170	96°
200	280	200	1180	140	170	95°
200	300	200	1180	140	170	93°
220	220	200	1180	140	170	102°
220	250	200	1180	140	170	100°
220	280	200	1180	140	170	93°
250	200	200	1180	140	170	106°
250	250	200	1180	140	170	94°



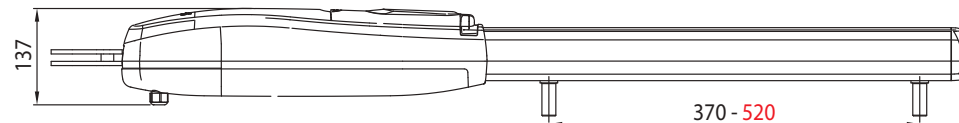
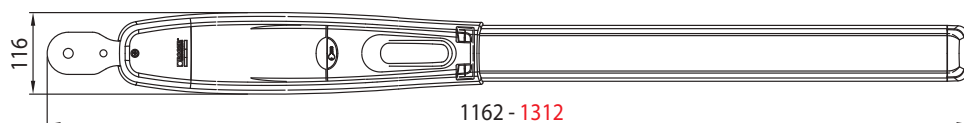
INSTALLATION LIMITS
UNLESS OTHERWISE SPECIFIED, THE DIMENSIONS ARE IN MILLIMETERS

PRODUCT CODE	DESCRIPTION	NUMBER ITEMS PER PALLET	
SMARTY5	Electromechanical actuator BRUSHLESS, low voltage, super intensive use. Irreversible. For swing gates with gate leaf up to 5 m.	36	
SMARTY5R5	Electromechanical actuator BRUSHLESS, low voltage, super intensive use. Reversible. For swing gates with gate leaf up to 5 m.	36	
SMARTY7	Electromechanical actuator BRUSHLESS, low voltage, super intensive use. Irreversible. For swing gates with gate leaf up to 7 m.	36	
SMARTY7R	Electromechanical actuator BRUSHLESS, low voltage, super intensive use. Reversible. For swing gates with gate leaf up to 7 m.	36	
SMARTY4/HS	Electromechanical actuator HIGH SPEED BRUSHLESS, low voltage, super intensive use. Irreversible. For swing gates with gate leaf up to 4 m.	36	

FEATURES					
MODEL	SMARTY5	SMARTY5R5	SMARTY7	SMARTY7R	SMARTY4/HS
Power line supply	230V AC - 50Hz	230V AC - 50Hz	230V AC - 50Hz	230V AC - 50Hz	230V AC - 50Hz
Motor power supply	36V	36V	36V	36V	36V
Power rating	200W	200W	200W	200W	200W
Frequency of use	Intensive use	Intensive use	Intensive use	Intensive use	Intensive use
Thrust	600 - 7000N	600 - 6500N	600 - 7000N	600 - 6500N	600 - 4500N
Operating temperature	-20 C° +55 C°	-20 C° +55 C°	-20 C° +55 C°	-20 C° +55 C°	-20 C° +55 C°
Protection level	IP44	IP44	IP44	IP44	IP44
Reductor Type	Irreversible	Reversible	Irreversible	Reversible	Irreversible
Manoeuvre speed	1,6 cm/s	1,8 cm/s	1,6 cm/s	1,6 cm/s	2 - 1 cm/s
Opening time	25-40 s	20-40 s	35-50 s	35-50 s	15-25 s
Stroke	370 mm	370 mm	520 mm	520 mm	370 mm
Limit switch	Mechanical stopper in opening and closing	Mechanical stopper in opening and closing	Mechanical stopper in opening and closing	Mechanical stopper in opening and closing	Mechanical stopper in opening and closing
Recommended digital controllers	230V: EDGE1/BOX - 115V: EDGE1/BOX/115	230V: EDGE1/BOX - 115V: EDGE1/BOX/115	230V: EDGE1/BOX - 115V: EDGE1/BOX/115	230V: EDGE1/BOX - 115V: EDGE1/BOX/115	230V: EDGE1/BOX 115V: EDGE1/BOX/115
Encoder	Digital native encoder SENSORLESS 48 PPR	Digital native encoder SENSORLESS 48 PPR + EMA	Digital native encoder SENSORLESS 48 PPR	Digital native encoder SENSORLESS 48 PPR + EMA	Digital native encoder SENSORLESS 48 PPR
Operating cycles per day (opening/closing - 24 hours no stop)	1000	1000	1000	1000	1000
Maximum dimension product in mm (L x W x H)	1162 x 116 x 165	1162 x 116 x 165	1312 x 116 x 165	1312 x 116 x 165	1162 x 116 x 165
Product weight packed (Kg)	16,1	17,4	17,1	18,5	16

SEE LEGEND ON PREVIOUS SERIES

SMARTY4/HS - SMARTY5 - SMARTY5R5 / SMARTY7 - SMARTY7R



ACCESSORIES INCLUDED

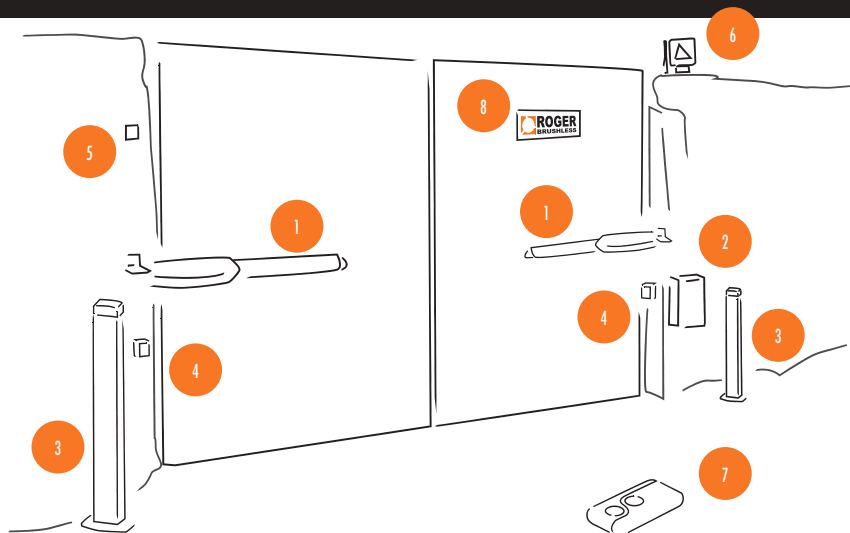
CODE	DESCRIPTION		SMARTY5	SMARTY5R5	SMARTY7	SMARTY7R	SMARTY4/HS
MC782	Kit 2 mechanical stop SMARTY series.		√	√	√	√	√
SMARTY/EMA	Module Encoder Magnetic Absolute for SMARTY Series.			√		√	
KT237	Kit 3 hinge plates short, to weld, for series SMARTY5 - SMARTY5R5.		√	√			√
KT238	Kit 3 hinge plates long series, to weld, for series SMARTY7 - SMARTY7R.				√	√	

OPTIONAL ACCESSORIES

B71/PBX36/BOX	Hybrid inverter, "Network Assisted" version, for powering the automation. Also provides a battery-charger function thanks to the connection to the solar panels or mains supply for powering the 36V DC brushless digital controllers with a mains voltage of 230V AC.		√	√	√	√	√
B71/PBX36/BOX/115	Hybrid inverter, "Network Assisted" version, for powering the automation. Also provides a battery-charger function thanks to the connection to the solar panels or mains supply for powering the 36V DC brushless digital controllers with a mains voltage of 115V AC.		√	√	√	√	√
B71/PBX/BOX	Hybrid inverter, "Full Solar" version, for powering the automation. Also provides a battery-charger function thanks to the connection to the solar panels for powering the brushless digital controllers.		√	√	√	√	√
RL669	Kit for release from outside without handle for series SMARTY.		√	√	√	√	√
RL671	Metallic wire length 3 m for release from outside.		√	√	√	√	√
SMARTY/EMA	Module Encoder Magnetic Absolute for SMARTY Series.		√	√	√	√	√
RL670	European cylinder key for release system series SMARTY - BIONIK.		√	√	√	√	√
R99/C/001AL	Signboard "Automatic Opening" Aluminium version.		√	√	√	√	√
R99/C/001	Signboard "Automatic Opening".		√	√	√	√	√

CODES	TRANSMITTERS & RADIO RECEIVERS	PHOTOCELLS												FLASHING LIGHTS & ANTENNAS				KEY SELECTORS	KEYPAD SELECTORS	PHOTOCELLS COLUMNS															
MOTORS	FOR ALL MODELS (EXCEPT R93/RX12A/1)	R90/F2ES	R90/F4ES	G90/F2ES	G90/F4ES	G90/F2ES/TRIX/TX	G90/F2ES/TRIX/RX	G90/F4ES/TRIX/TX	G90/F4ES/TRIX/RX	G90/F2ESI	G90/F4ESI	M90/F2ES	M90/F4ES	M90/F2ESO	M90/F4ESO	T90/F2S	T90/F4S	FIFTY/24	FIFTY/230	R92/LED24	R92/LED230	R91/ANT/LR1	R91/ANT/P1	FOR ALL MODELS	FOR ALL MODELS	CFT500	CFT501	TRIX50	TRIX100	TRIX50/G90	TRIX100/G90	CRA50	CRA100	CRA50/M90	CRA100/M90
SMARTY5	√	√	√	√	√	√	√	√	√	√	√	√	√	√	√	√	√	√	√	√	√	√	√	√	√	√	√	√	√	√	√	√	√	√	√
SMARTY5R5	√	√	√	√	√	√	√	√	√	√	√	√	√	√	√	√	√	√	√	√	√	√	√	√	√	√	√	√	√	√	√	√	√	√	√
SMARTY7	√	√	√	√	√	√	√	√	√	√	√	√	√	√	√	√	√	√	√	√	√	√	√	√	√	√	√	√	√	√	√	√	√	√	√
SMARTY7R	√	√	√	√	√	√	√	√	√	√	√	√	√	√	√	√	√	√	√	√	√	√	√	√	√	√	√	√	√	√	√	√	√	√	√
SMARTY4/HS	√	√	√	√	√	√	√	√	√	√	√	√	√	√	√	√	√	√	√	√	√	√	√	√	√	√	√	√	√	√	√	√	√	√	√
SEE PAGE	194 - 192	200												198				212	205	216															

INSTALLATION LAYOUT - SERIES SMARTY



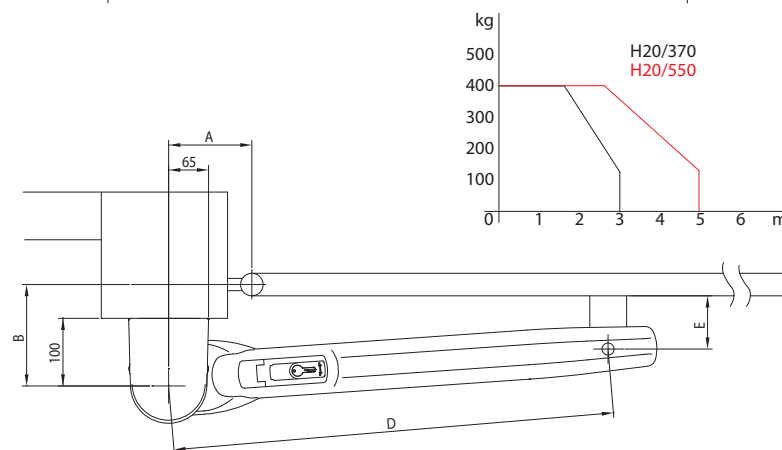
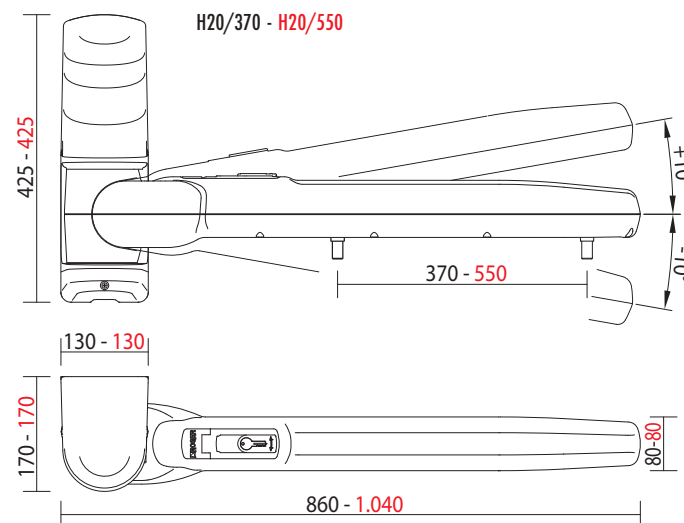
INSTALLATION CONFIGURATION ELEMENTS

- 1 Swing gate gear motor
- 2 Control unit
- 3 Photocell column
- 4 Pair of photocells
- 5 Key or keypad control selector
- 6 LED flashing light with integrated antenna
- 7 Fixed or rolling code remote controls
- 8 Signboards

SERIES H20

The automations of ROGER TECHNOLOGY for the sliding gates have been designed in different versions. Amazing for its beautiful design and efficient for each size of the different type of gates, the H20 SERIES cover a range of swing gates from 3 m up to 5 m wide.



DIMENSIONS & INSTALLATION



H20/370			H20/550		
A	B	Angle	A	B	Angle
170	200	90°	175	250	90°
220	150	90°	250	300	90°
150	200	95°	175	225	95°
150	220	95°	250	200	95°
160	200	95°	110	130	100°
100	125	100°	125	175	100°
130	175	100°	125	125	105°
120	150	105°	150	150	105°
150	150	105°	250	130	110°
C (max)	D (max)	E	C (max)	D (max)	E
90	715	90	125	895	195

INSTALLATION LIMITS





PRODUCT CODE	DESCRIPTION	NUMBER ITEMS PER PALLET	
H20/370	Electromechanical actuator 230V AC irreversible ideal for swing gates with leaf up to 3 m, short, fast, with encoder, mechanical stopper in opening and closing.	18	
H20/550	Electromechanical actuator 230V AC irreversible ideal for swing gates with leaf up to 5 m, long, fast, with encoder, mechanical stopper in opening and closing.	18	

FEATURES

MODEL	H20/370	H20/550
Power line supply	230V AC - 50Hz	230V AC - 50Hz
Motor power supply	230V AC	230V AC
Power rating	200W	200W
Frequency of use	40%	40%
Thrust	2500N	2500N
Operating temperature	-20+55° C	-20+55° C
Protection level	IP44	IP44
Reductor Type	Irreversible	Irreversible
Manoeuvre speed	1,66 cm/s	1,66 cm/s
Opening time	19 s	27 s
Stroke	370 mm	550 mm
Motor thermal protection	150° C	150° C
Incorporated condenser	10 µF	10 µF
Limit switch	Mechanical stopper in opening and closing	Mechanical stopper in opening and closing
Encoder	Optical	Optical
Maximum dimension product in mm (L x W x H)	860 x x 170 x 425	1040 x 170 x 425
Product weight packed (Kg)	16,4	17,3



ACCESSORIES INCLUDED

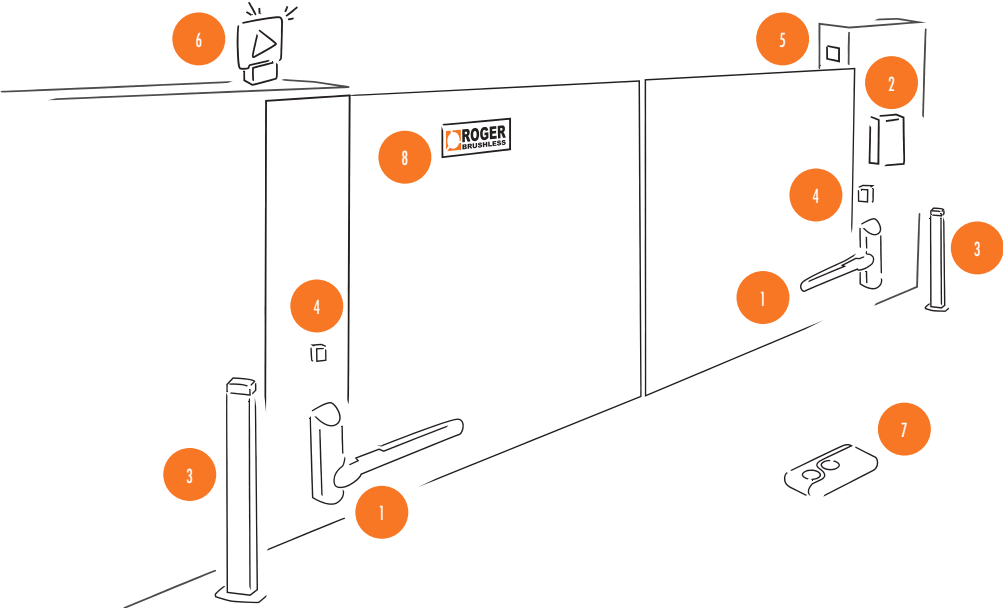
CODE	DESCRIPTION		H20/370	H20/550
MC779	Kit 2 mechanical stop for M20 - G20 - H20 series.		√	√
KT201	Long front hinge plate, to weld.		√	√

OPTIONAL ACCESSORIES

KT201/R	Screw-welded Long front bracket.		√	√
R99/C/001AL	Signboard "Automatic Opening" Aluminium version.		√	√
R99/C/001	Signboard "Automatic Opening".		√	√

CODES	TRANSMITTERS & RADIO RECEIVERS	PHOTOCELLS																FLASHING LIGHTS & ANTENNAS						KEY SELECTORS	KEYPAD SELECTORS	PHOTOCELLS COLUMNS									
MOTORS	FOR ALL MODELS (EXCEPT R93/RX12A/1)	R90/F2ES	R90/F4ES	G90/F2ES	G90/F4ES	G90/F2ES/TRIX/TX	G90/F2ES/TRIX/RX	G90/F4ES/TRIX/TX	G90/F4ES/TRIX/RX	G90/F2ESI	G90/F4ESI	M90/F2ES	M90/F4ES	M90/F2ESO	M90/F4ESO	T90/F2S	T90/F4S	FIFTHY/24	FIFTHY/230	R92/LED24	R92/LED230	R91/ANT/LR1	R91/ANT/P1	FOR ALL MODELS	FOR ALL MODELS	CFT500	CFT501	TRIX50	TRIX100	TRIX50/G90	TRIX100/G90	CRA50	CRA100	CRA50/M90	CRA100/M90
H20/370	√	√	√	√	√	√	√	√	√	√	√	√	√	√	√	√	√	√	√	√	√	√	√	√	√	√	√	√	√	√	√	√	√	√	√
H20/550	√	√	√	√	√	√	√	√	√	√	√	√	√	√	√	√	√	√	√	√	√	√	√	√	√	√	√	√	√	√	√	√	√	√	√
SEE PAGE	194 - 192	200																198						212	205	216									

INSTALLATION LAYOUT - SERIES H20



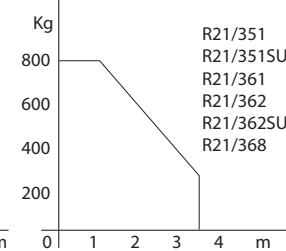
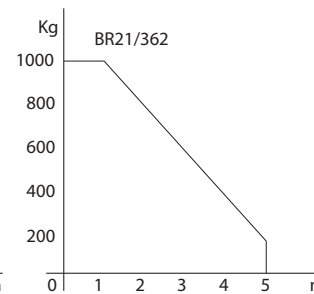
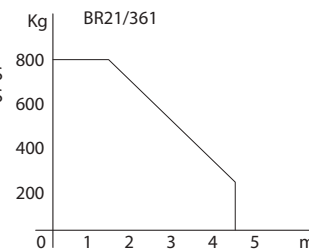
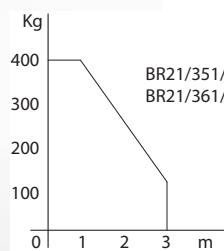
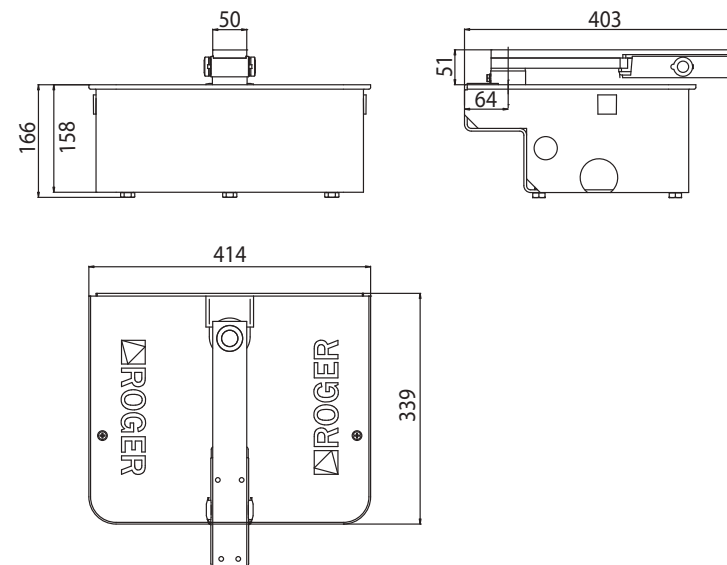
INSTALLATION CONFIGURATION ELEMENTS

- 1 Swing gate gear motor
- 5 Key or keypad control selector
- 2 Control unit
- 6 LED flashing light with integrated antenna
- 3 Photocell column
- 7 Fixed or rolling code remote controls
- 4 Pair of photocells
- 8 Signboards









SERIES R21

The automations of ROGER TECHNOLOGY for the sliding gates have been designed in different versions. Amazing for its beautiful design and efficient for each size of the different type of underground gates, the R21 SERIES cover a range of swing gates up to 5 m wide.

DIMENSIONS & INSTALLATION






















UNLESS OTHERWISE SPECIFIED, THE DIMENSIONS ARE IN MILLIMETERS

PRODUCT CODE	DESCRIPTION	NUMBER ITEMS PER PALLET	
BR21/351	Electromechanical underground motor, BRUSHLESS, low voltage, super intensive use, with native encoder onboard, irreversible, ideal for swing gates with leaf up to 4,5 m. Standard version with 2 m cable.	50	
BR21/351/HS	Electromechanical underground motor, HIGH SPEED BRUSHLESS, low voltage, super intensive use, with native encoder onboard, irreversible, ideal for swing gates with leaf up to 3 m. Standard version with 2 m cable.	50	
BR21/361	Electromechanical underground motor, BRUSHLESS, low voltage, super intensive use, with native encoder onboard, irreversible, ideal for swing gates with leaf up to 4,5 m. Standard version with 10 m cable.	50	
BR21/361/HS	Electromechanical underground motor, HIGH SPEED BRUSHLESS, low voltage, super intensive use, with native encoder onboard, irreversible, ideal for swing gates with leaf up to 3 m. Standard version with 10 m cable.	50	
BR21/362	Electromechanical underground motor, BRUSHLESS, low voltage, super intensive use, with native encoder onboard, irreversible, ideal for swing gates with leaf up to 5 m. Double bearings version with 10 m cable.	50	
SET BR21/353	SET of 2 electromechanical underground motors BRUSHLESS, low voltage, super intensive use, with native encoder onboard, irreversible, ideal for swing gates with leaf up to 4.5 m of length. Standard version with 2 m cable. Complete of foundation boxes with cold galvanized treatment, release system with standard lever and electronics kit.		
SET BR21/353/HS	SET of 2 electromechanical underground motors HIGH SPEED BRUSHLESS, low voltage, super intensive use, with native encoder onboard, irreversible, ideal for swing gates with leaf up to 3 m of length. Standard version with 2 m cable. Complete of foundation boxes with cold galvanized treatment, release system with standard lever and electronics kit.		
SET BR21/354	SET of 2 electromechanical underground motors BRUSHLESS, low voltage, super intensive use, with native encoder onboard, irreversible, ideal for swing gates with leaf up to 4.5 m of length. Standard version with 2 m cable. Complete of foundation boxes with hot galvanized treatment, release system with standard lever and electronics kit.		

FEATURES

MODEL	BR21/351	BR21/351/HS	BR21/361	BR21/361/HS	BR21/362	SET BR21/353	SET BR21/353/HS	SET BR21/354
Power line supply	230V AC - 50Hz	230V AC - 50Hz	230V AC - 50Hz	230V AC - 50Hz	230V AC - 50Hz	230V AC - 50 Hz	230V AC - 50 Hz	230V AC - 50 Hz
Motor power supply	24V - 36V	24V - 36V	24V - 36V	24V - 36V	24V - 36V	24V - 36V	24V - 36V	24V - 36V
Power rating	200W	200W	200W	200W	200W	200W	200W	200W
Frequency of use	Intensive use	Intensive use	Intensive use	Intensive use	Intensive use	Intensive use	Intensive use	Intensive use
Torque	50 - 300 N m	50 - 200 N m	50 - 300 N m	50 - 200 N m	50 - 300 N m	50 - 300N m	50 - 200N m	50 - 300N m
Operating temperature	-20+55°C	-20+55°C	-20+55°C	-20+55°C	-20+55°C	-20+55°C	-20+55°C	-20+55°C
Protection level	IP67	IP67	IP67	IP67	IP67	IP67	IP67	IP67
Reductor Type	Irreversible	Irreversible	Irreversible	Irreversible	Irreversible	Irreversible	Irreversible	Irreversible
Manoeuvre speed	1,2 Rpm	2 Rpm	1,2 Rpm	2 Rpm	1,2 Rpm	1,2 Rpm	2 Rpm	1,2 Rpm
Opening time	19-29 s	10-25 s	19-29 s	10-25 s	19-29 s	19-29 s	10-25 s	19-29 s
Limit switch	Mechanical stoppers	Mechanical stoppers	Mechanical stoppers	Mechanical stoppers	Mechanical stoppers	Mechanical stoppers	Mechanical stoppers	Mechanical stoppers
Recommended digital controllers	230V: EDGE1/BOX - 115V: EDGE1/BOX/115	230V: EDGE1/BOX - 115V: EDGE1/BOX/115	230V: EDGE1/BOX - 115V: EDGE1/BOX/115	230V: EDGE1/BOX - 115V: EDGE1/BOX/115	230V: EDGE1/BOX - 115V: EDGE1/BOX/115	-	-	-
Encoder	Digital native encoder SENSORLESS 48 PPR	Digital native encoder SENSORLESS 48 PPR	Digital native encoder SENSORLESS 48 PPR	Digital native encoder SENSORLESS 48 PPR	Digital native encoder SENSORLESS 48 PPR	Digital native encoder SENSORLESS 48 PPR	Digital native encoder SENSORLESS 48 PPR	Digital native encoder SENSORLESS 48 PPR
Maximum opening	105° (optional 125° - 360°)	105°(optional 125° - 360°)	105°(optional 125° - 360°)	105° (optional 125° - 360°)	105° (optional 125° - 360°)	105° (optional 125° - 360°)	105° (optional 125° - 360°)	105° (optional 125° - 360°)
Power supply cable length	2m	2m	10m	10m	10m	2m	2m	2m
Bearing on main shaft	Standard	Standard	Standard	Standard	Double bearings	Standard	Standard	Standard
Operating cycles per day (opening/closing - 24 hours no stop)	1300	1300	1300	1300	1300	1300	1300	1300
Maximum dimension product in mm (L x W x H)	345 x 224 x 144	345 x 224 x 144	345 x 224 x 144	345 x 224 x 144	345 x 224 x 144	345 x 224 x 144	345 x 224 x 144	345 x 224 x 144
Product weight packed (Kg)	12,6	12,8	14,2	14,2	14,9	68,6	68,6	70,6



PRODUCT CODE	DESCRIPTION	NUMBER ITEMS PER PALLET	
R21/351	Electromechanical underground motor 230V AC irreversible, ideal for swing gates with leaf up to 3,5 m. Standard version with 2 m cable.	50	 
R21/351SUB	Electromechanical underground motor 230V AC irreversible, SUB version water resistant, ideal for swing gates with leaf up to 3,5 m. Standard version with 2 m cable.	50	 
R21/361	Electromechanical underground motor 230V AC irreversible ideal for swing gates with leaf up to 3,5 m. Standard version with 10 m cable.	50	 
R21/362	Electromechanical underground motor 230V AC irreversible ideal for swing gates with leaf up to 3,5 m. Double bearings version with 10 m cable.	50	  
R21/362SUB	Electromechanical underground motor 230V AC irreversible, SUB version water resistant, ideal for swing gates with leaf up to 3,5 m. Tandem version with double bearings with 10 m cable.	50	  
R21/368	Electromechanical underground motor 230V AC irreversible ideal for swing gates up 3,5 m. Slow, double bearings version with 10 m cable.	50	  
SET R21/353	SET of 2 electromechanical underground motors 230V AC, irreversible ideal for swing gates with leaf up to 3.5 m of length. Standard version with 2 meters cable. Complete of foundation boxes with cold galvanized treatment, release system with standard lever and electronics kit.		 
SET R21/354	SET of 2 electromechanical underground motors 230V AC irreversible ideal for swing gates with leaf up to 3,5 m of length. Standard version with 2 m cable. Complete of foundation boxes with hot galvanized treatment, release system with standard lever and electronic kit.		 

FEATURES

MODEL	R21/351	R21/351SUB	R21/361	R21/362	R21/362SUB	R21/368	SET R21/353	SET R21/354
Power line supply	230V AC - 50Hz	230V AC - 50Hz	230V AC - 50Hz	230V AC - 50Hz	230V AC - 50Hz	230V AC - 50Hz	230V AC - 50Hz	230V AC - 50Hz
Motor power supply	230V AC	230V AC	230V AC	230V AC	230V AC	230V AC	230V AC	230V AC
Power rating	200W	200W	200W	200W	200W	180W	200W	200W
Frequency of use	30%	30%	30%	30%	30%	30%	30%	30%
Torque	300 N m	300 N m	300 N m	300 N m	300 N m	250 N m	300 N m	300 N m
Operating temperature	-20+55°C	-20+55°C	-20+55°C	-20+55°C	-20+55°C	-20+55°C	-20+55°C	-20+55°C
Protection level	IP67	IP67	IP67	IP67	IP67	IP67	IP67	IP67
Reductor Type	Irreversible	Irreversible	Irreversible	Irreversible	Irreversible	Irreversible	Irreversible	Irreversible
Manoeuvre speed	1,2 Rpm	1,2 Rpm	1,2 Rpm	1,2 Rpm	1,2 Rpm	0,8 Rpm	1,2 Rpm	1,2 Rpm
Opening time	19 s	19 s	19 s	19 s	19 s	29 s	19 s	19 s
Motor thermal protection	150°C	150°C	150°C	150°C	150°C	150°C	150°C	150°C
Limit switch	Mechanical stoppers	Mechanical stoppers	Mechanical stoppers	Mechanical stoppers	Mechanical stoppers	Mechanical stoppers	Mechanical stoppers	Mechanical stoppers
Encoder	Optional as an accessory	Optional as an accessory	Optional as an accessory	Optional as an accessory	Optional as an accessory	Optional as an accessory	Optional as an accessory	Optional as an accessory
Maximum opening	105° (optional 125° - 360°)	105° (optional 125° - 360°)	105° (optional 125° - 360°)	105° (optional 125° - 360°)	105° (optional 125° - 360°)	105° (optional 125° - 360°)	105° (optional 125° - 360°)	105° (optional 125° - 360°)
Power supply cable length	2m	2m	10m	10m	10m	10m	2m	2m
Bearing on main shaft	Standard	Standard	Standard	Double bearings	Double bearings	Double bearings	Standard	Standard
Maximum dimension product in mm (L x W x H)	345 x 224 x 144	345 x 224 x 144	345 x 224 x 144	345 x 224 x 144	345 x 224 x 144	345 x 224 x 144	345 x 224 x 144	345 x 224 x 144
Product weight packed (Kg)	13,6	14,1	14,5	15,4	15,6	15,2	67,5	69,5



FU100



FU101



FU102



FU103



RL650



R21/ENC/2

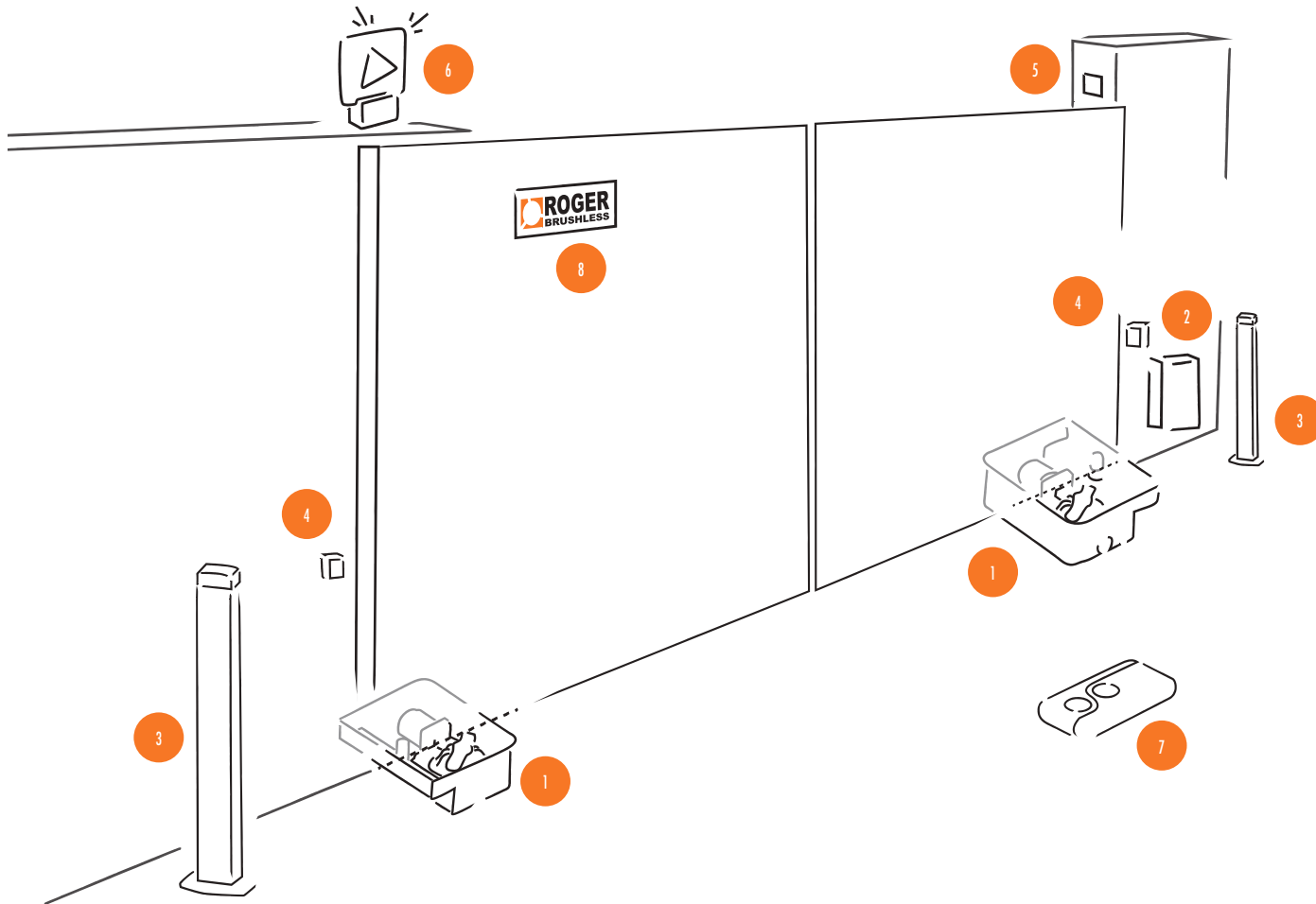
R21/ENC/10



OPTIONAL ACCESSORIES

CODE	DESCRIPTION	BR21/351	BR21/351/HS	BR21/361	BR21/361/HS	BR21/362	R21/351	R21/351SUB	R21/361	R21/362	R21/362SUB	R21/368
B71/PBX36/BOX	Hybrid inverter, "Network Assisted" version, for powering the automation. Also provides a battery-charger function thanks to the connection to the solar panels or mains supply for powering the 36V DC brushless digital controllers with a mains voltage of 230V AC.	√	√	√	√	√						
B71/PBX36/BOX/115	Hybrid inverter, "Network Assisted" version, for powering the automation. Also provides a battery-charger function thanks to the connection to the solar panels or mains supply for powering the 36V DC brushless digital controllers with a mains voltage of 115V AC.	√	√	√	√	√						
B71/PBX/BOX	Hybrid inverter, "Full Solar" version, for powering the automation. Also provides a battery-charger function thanks to the connection to the solar panels for powering the brushless digital controllers.	√	√	√	√	√						
FU100	Cold galvanised foudation box and lid.	√	√	√	√	√	√	√	√	√	√	√
FU101	Hot galvanised foundation box and lid.	√	√	√	√	√	√	√	√	√	√	√
FU102	Hot galvanised foundation box and inox lid.	√	√	√	√	√	√	√	√	√	√	√
FU103	Inox AISI 304 foundation box and lid.	√	√	√	√	√	√	√	√	√	√	√
LT300	Levers for opening up to 125°.	√	√	√	√	√	√	√	√	√	√	√
LT301	Levers for opening up to 360°.	√	√	√	√	√	√	√	√	√	√	√
LT301/R	Levers for opening up to 360° , with reinforced chain.	√	√	√	√	√	√	√	√	√	√	√
LT300/90SX	Levers for opening up to 103° - 90° turned - left.	√	√	√	√	√	√	√	√	√	√	√
LT300/90DX	Levers for opening up to 103° - 90° turned - right.	√	√	√	√	√	√	√	√	√	√	√
LT327/SC	Pinion gear ¾ Z13 of adaptation in pinion combining ¾ Z16.	√	√	√	√	√	√	√	√	√	√	√
R21/ENC/2	Module encoder for R21 series with 2 mt cable.						√	√				
R21/ENC/10	Module encoder for R21 series with 10 mt cable.								√	√	√	√
RL650	Release system with standard lever.	√	√	√	√	√	√	√	√	√	√	√
RL650/R	Release system with standard lever, reinforced steel version.	√	√	√	√	√	√	√	√	√	√	√
RL651	Release system with european cylinder key.	√	√	√	√	√	√	√	√	√	√	√
RL663	Long release lever for underground.	√	√	√	√	√	√	√	√	√	√	√
R99/C/001AL	Signboard "Automatic Opening" Aluminium version.	√	√	√	√	√	√	√	√	√	√	√
R99/C/001	Signboard "Automatic Opening".	√	√	√	√	√	√	√	√	√	√	√

INSTALLATION LAYOUT - SERIES R21



INSTALLATION CONFIGURATION ELEMENTS

- 1 Underground swing gate gear motor with foundation box
- 2 Control unit
- 3 Photocell column
- 4 Pair of photocells
- 5 Key or keypad control selector
- 6 LED flashing light with integrated antenna
- 7 Fixed or rolling code remote controls
- 8 Signboards

SET BR21



Residential



Commercial















Industrial



PRODUCT CODE	DESCRIPTION	NUMBER ITEMS PER PALLET	
SET BR21/353	SET of 2 electromechanical underground motors BRUSHLESS, low voltage, super intensive use, with native encoder onboard, irreversible, ideal for swing gates with leaf up to 4.5 m of length. Standard version with 2 m cable. Complete of foundation boxes with cold galvanized treatment, release system with standard lever and electronics kit.		
SET BR21/353/HS	SET of 2 electromechanical underground motors HIGH SPEED BRUSHLESS, low voltage, super intensive use, with native encoder onboard, irreversible, ideal for swing gates with leaf up to 3 m of length. Standard version with 2 m cable. Complete of foundation boxes with cold galvanized treatment, release system with standard lever and electronics kit.		
SET BR21/354	SET of 2 electromechanical underground motors BRUSHLESS, low voltage, super intensive use, with native encoder onboard, irreversible, ideal for swing gates with leaf up to 4.5 m of length. Standard version with 2 m cable. Complete of foundation boxes with hot galvanized treatment, release system with standard lever and electronics kit.		

KIT COMPOSITION

SET COMPOSITION

ENGINE	FOUNDATION BOXES	RELEASE SYSTEMS	KIT CODE	CONTROL UNITS	RADIO CONTROL AND RADIO RECEIVERS	ACCESSORIES AND SECURITY	STANDARD ACC
BR21/351 - 2pcs 	FU100 - 2pcs 	RI.650 - 2pcs 	KIT EDGE1/20 - 1pcs 	EDGE1/BOX - 1pcs 	H93/RX22A/1 - 1pcs SYNUS/2 - 2pcs 	R90/F4ES - 1pcs FIFTHY/24 - 1pcs R99/C/001 - 1pcs 	SEE PAGE 99
BR21/351/HS - 2pcs 	FU100 - 2pcs 	RI.650 - 2pcs 	KIT EDGE1/20 - 1pcs 	EDGE1/BOX - 1pcs 	H93/RX22A/1 - 1pcs SYNUS/2 - 2pcs 	R90/F4ES - 1pcs FIFTHY/24 - 1pcs R99/C/001 - 1pcs 	SEE PAGE 99
BR21/351 - 2pcs 	FU101 - 2pcs 	RI.650 - 2pcs 	KIT EDGE1/20 - 1pcs 	EDGE1/BOX - 1pcs 	H93/RX22A/1 - 1pcs SYNUS/2 - 2pcs 	R90/F4ES - 1pcs FIFTHY/24 - 1pcs R99/C/001 - 1pcs 	SEE PAGE 99

SET R21

-  Residential
-  Commercial
-  Industrial



PRODUCT CODE	DESCRIPTION	NUMBER ITEMS PER PALLET	
SET R21/353	SET of 2 electromechanical underground motors 230V AC, irreversible ideal for swing gates with leaf up to 3.5 m of length. Standard version with 2 meters cable. Complete of foundation boxes with cold galvanized treatment, release system with standard lever and electronics kit.		
SET R21/354	SET of 2 electromechanical underground motors 230V AC irreversible ideal for swing gates with leaf up to 3,5 m of length. Standard version with 2 m cable. Complete of foundation boxes with hot galvanized treatment, release system with standard lever and electronic kit.		

KIT COMPOSITION

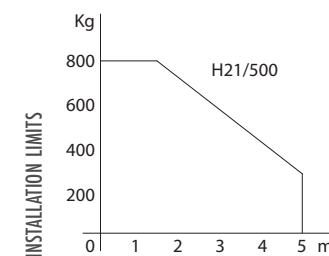
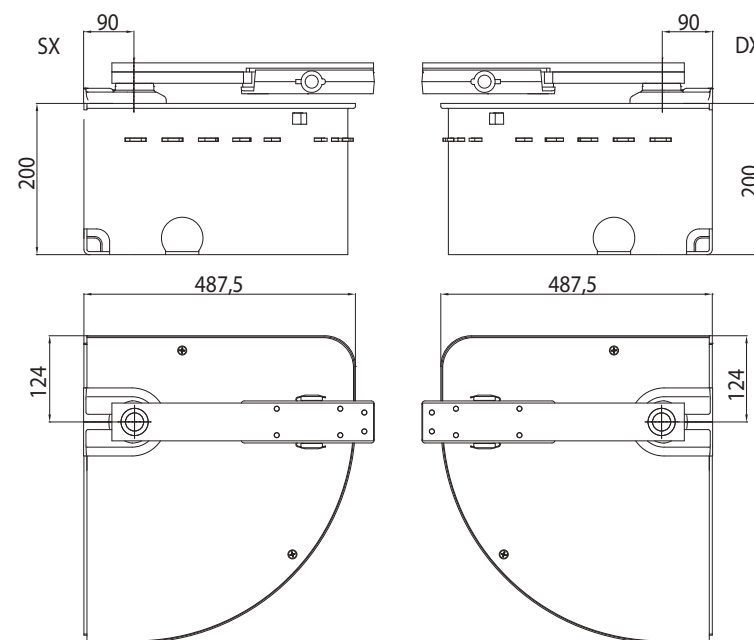
SET COMPOSITION

ENGINE	FOUNDATION BOXES	RELEASE SYSTEMS	KIT CODE	CONTROL UNITS	RADIO CONTROL AND RADIO RECEIVERS	ACCESSORIES AND SECURITY	STANDARD ACC
<p>R21/351 - 2pcs</p> 	<p>FU100 - 2pcs</p> 	<p>RL650 - 2pcs</p> 	<p>KIT H70/22 - 1pcs</p> 	<p>H70/200AC/BOX - 1pcs</p> 	<p>H93/RX22A/1 - 1pcs T80/TX2 - 2pcs</p> 	<p>R90/F2ES - 1pcs FIFTHY/230 - 1pcs R99/C/001 - 1pcs</p> 	<p>SEE PAGE 99</p>
<p>R21/351 - 2pcs</p> 	<p>FU101 - 2pcs</p> 	<p>RL650 - 2pcs</p> 	<p>KIT H70/22 - 1pcs</p> 	<p>H70/200AC/BOX - 1pcs</p> 	<p>H93/RX22A/1 - 1pcs T80/TX2 - 2pcs</p> 	<p>R90/F2ES - 1pcs FIFTHY/230 - 1pcs R99/C/001 - 1pcs</p> 	<p>SEE PAGE 99</p>

SERIES H21

The automations of ROGER TECHNOLOGY for the sliding gates have been designed in different versions. Amazing for its beautiful design and efficient for each size of the different type of underground gates, the H21 SERIES cover a range of swing gates up to 5 m wide.



DIMENSIONS & INSTALLATION



UNLESS OTHERWISE SPECIFIED, THE DIMENSIONS ARE IN MILLIMETERS

Residential

Commercial

PRODUCT CODE	DESCRIPTION	NUMBER ITEMS PER PALLET	
H21/500	Electromechanical underground motor 230V AC irreversible ideal for swing gates with leaf up to 5 m of length.	50	
SET H21/510	SET of 2 electromechanical underground motors 230V AC irreversible ideal for swing gates with leaf up to 5 m of length. Complete of foundation boxes made in steel with cataphoresis finishing and with cold galvanized lid, release system with standard lever and electronic kit.		

FEATURES

MODEL	H21/500	SET H21/510
Power line supply	230V AC - 50Hz	230V AC - 50Hz
Motor power supply	230V AC	230V AC
Power rating	300W	300W
Frequency of use	30%	30%
Thrust	400N	400N
Operating temperature	-20+55 C°	-20+55 C°
Protection level	IP67	IP67
Manoeuvre speed	1,66 cm/s	1,66 cm/s
Opening time	19 s	19 s
Motor thermal protection	150 C°	150 C°
Limit switch	Mechanical stoppers	Mechanical stoppers
Encoder	-	-
Maximum opening	107°	107°
Power supply cable length	2m	2m
Product weight packed (Kg)	9,2	98

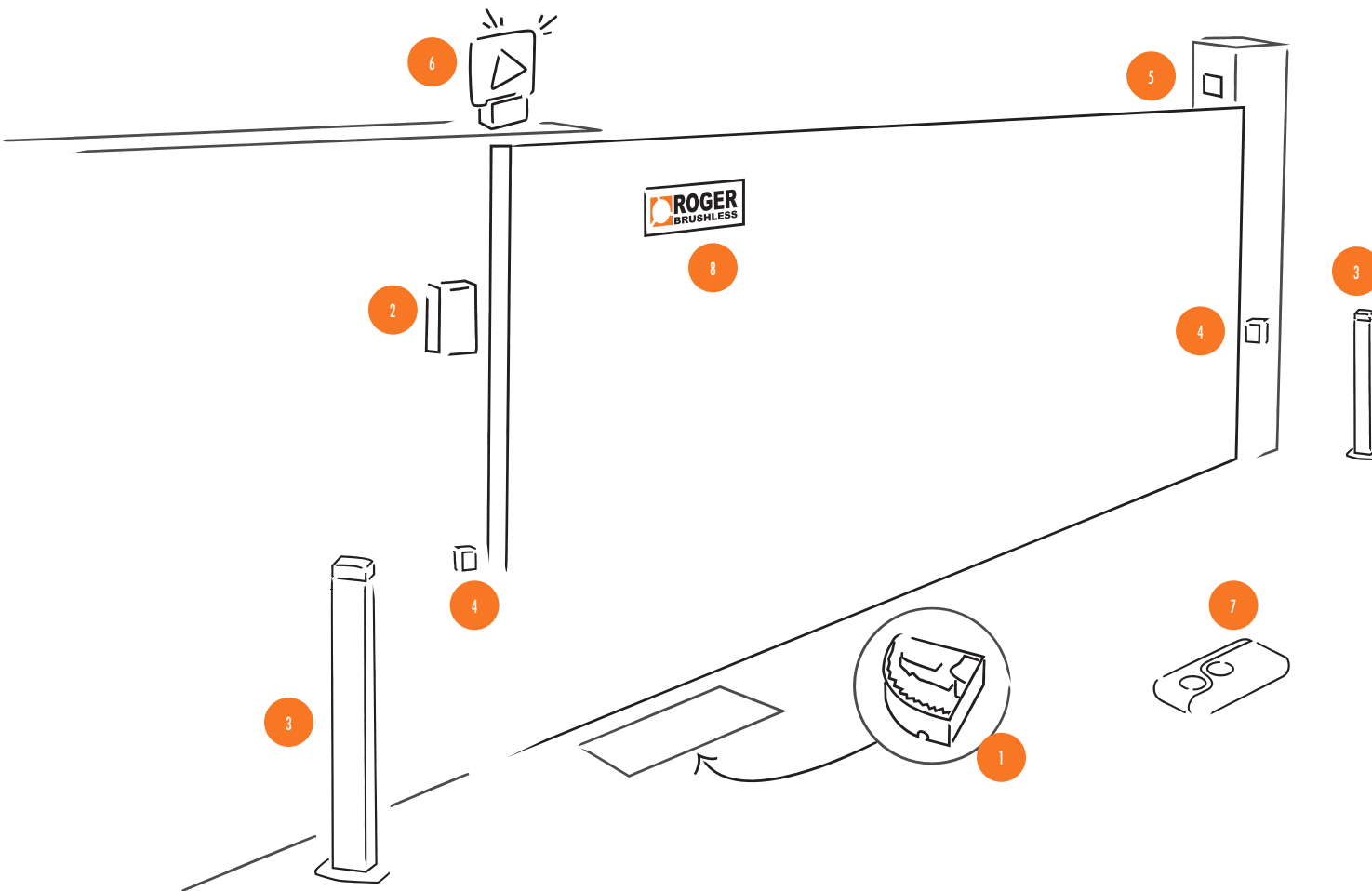


OPTIONAL ACCESSORIES

CODE	DESCRIPTION	H21/500
FU500DX	Right foundation box for H21/500 made in steel with cataphoresis finishing and galvanised lid.	√
FU500SX	Left foundation box for H21/500 made in steel with cataphoresis finishing and galvanised lid.	√
KT227	Standard installation accessories series H21/500.	√
RL750	Lever release system for underground H21/500.	√
R99/C/001AL	Signboard "Automatic Opening" Aluminium version.	√
R99/C/001	Signboard "Automatic Opening".	√

Compatibility Table with Series H21

CODES	TRANSMITTERS & RADIO RECEIVERS	PHOTOCELLS														FLASHING LIGHTS & ANTENNAS				KEY SELECTORS	KEYPAD SELECTORS	PHOTOCELLS COLUMNS													
MOTORS	FOR ALL MODELS (EXCEPT R93/RX12A/1)	R90/F2ES	R90/F4ES	G90/F2ES	G90/F4ES	G90/F2ES/TRIX/TX	G90/F2ES/TRIX/RX	G90/F4ES/TRIX/TX	G90/F4ES/TRIX/RX	G90/F2ESI	G90/F4ESI	M90/F2ES	M90/F4ES	M90/F2ESO	M90/F4ESO	T90/F2S	T90/F4S	FIFTY/24	FIFTY/230	R92/LED24	R92/LED230	R91/AN1/LR1	R91/AN1/P1	FOR ALL MODELS	FOR ALL MODELS	CFT500	CFT501	TRIX50	TRIX100	TRIX50/G90	TRIX100/G90	CRA50	CRA100	CRA50/M90	CRA100/M90
H21/500	√	√	√	√	√	√	√	√	√	√	√	√	√	√	√	√		√		√	√	√	√	√	√	√	√	√	√	√	√	√	√	√	
SET H21/510	√	√	√	√	√	√	√	√	√	√	√	√	√	√	√	√		√		√	√	√	√	√	√	√	√	√	√	√	√	√	√	√	
SEE PAGE	194 - 192	200														198				212	205	216													



- 1 Underground swing gate gear motor with foundation box
- 2 Control unit
- 3 Photocell column
- 4 Pair of photocells
- 5 Key or keypad control selector
- 6 LED flashing light with integrated antenna
- 7 Fixed or rolling code remote controls
- 8 Signboards

SET H21



Residential



Commercial



PRODUCT CODE	DESCRIPTION	NUMBER ITEMS PER PALLET	
SET H21/510	SET of 2 electromechanical underground motors 230V AC irreversible ideal for swing gates with leaf up to 5 m of length. Complete of foundation boxes made in steel with cataphoresis finishing and with cold galvanized lid, release system with standard lever and electronic kit.		

KIT COMPOSITION

SET COMPOSITION

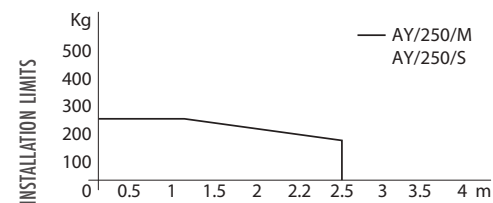
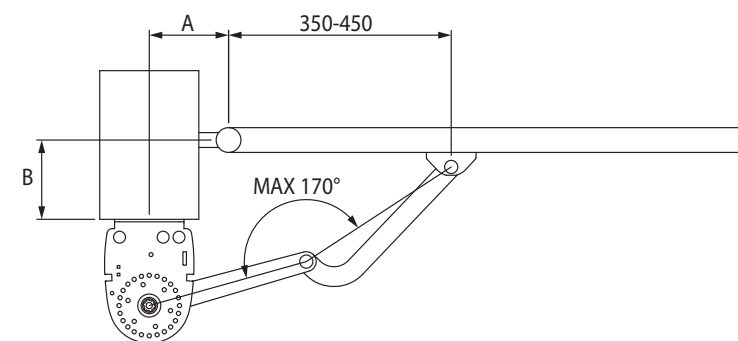
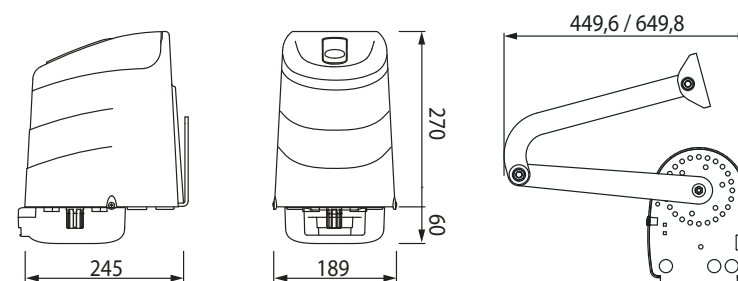
ENGINE	FOUNDATION BOXES	RELEASE SYSTEMS	KIT CODE	CONTROL UNITS	RADIO CONTROL AND RADIO RECEIVERS	ACCESSORIES AND SECURITY	STANDARD ACC
H21/500 - 2pcs	FU500DX - 1pcs FU500SX - 1pcs	RL750 - 2pcs	KIT H70/22 - 1pcs	H70/200AC/BOX - 1pcs	H93/RX22A/1 - 1pcs T80/TX2 - 2pcs	R90/F2ES - 1pcs FIFTHY/230 - 1pcs R99/C/001 - 1pcs	SEE PAGE 108
							

SERIES AYRON



The automations of ROGER TECHNOLOGY for the sliding gates with articulated arms have been designed in different versions. Amazing for its beautiful design and efficient for each size of the different type of gates, the AYRON SERIES cover a range of swing gates up to 2,5 m wide.

DIMENSIONS & INSTALLATION



AYRON		
A	B	α°
130	50-120	90°
140	120	90°
150	50	95°
180	180-200	95°
200	200	95°





PRODUCT CODE	DESCRIPTION	NUMBER ITEMS PER PALLET	
AY/250/M	Electromechanical articulated motor HIGH SPEED BRUSHLESS, low voltage, super intensive use, with native encoder onboard, irreversible, ideal for swing gates with leaf up to 2.5 meters of length, with mechanical stopper in opening and closing. With digital controller, without articulated arms.	44	
AY/250/S	Electromechanical articulated motor HIGH SPEED BRUSHLESS, low voltage, super intensive use, with native encoder onboard, irreversible, ideal for swing gates with leaf up to 2.5 meters of length, with mechanical stopper in opening and closing. Without digital controller, without articulated arms.	44	
KIT AY/255	KIT Electromechanical articulated motor HIGH SPEED BRUSHLESS, low voltage, super intensive use, with native encoder onboard, irreversible, ideal for swing gates with leaf up to 2.5 meters of length, with mechanical stopper in opening and closing. With digital controller (on AY/250/M motor) and standard version of short arms.	16	

FEATURES

MODEL	AY/250/M (MASTER)	AY/250/S (SLAVE)	KIT AY/255
Power line supply	230V AC - 50Hz	230V AC - 50Hz	230V AC - 50Hz
Motor power supply	24V	24V	24V
Power rating	150W	150W	150W
Frequency of use	Intensive use	Intensive use	Intensive use
Torque	50 - 200 N m	50 - 200 N m	50 - 200 N m
Operating temperature	-20+55° C	-20+55° C	-20+55° C
Protection level	IP44	IP44	IP44
Reductor Type	Irreversible	Irreversible	Irreversible
Manoeuvre speed	4 - 1,5 Rpm	4 - 1,5 Rpm	4 - 1,5 Rpm
Opening time	10-18 s	10-18 s	10-18 s
Limit switch	Mechanical stopper in opening and closing	Mechanical stopper in opening and closing	Mechanical stopper in opening and closing
Onboard control unit	B70/2ML	-	B70/2ML (AY/250/M)
Encoder	Digital native encoder SENSORLESS 48 PPR	Digital native encoder SENSORLESS 48 PPR	Digital native encoder SENSORLESS 48 PPR
Release system	Internal lever or external lever with cord (optional)	Internal lever or external lever with cord (optional)	Internal lever or external lever with cord (optional)
Batteries recovery	2 external batteries 12V DC 1,2 Amp/h (on external box) - optional	2 internal batteries 12V DC 1.2 Amp/h (inside AY/250/S)	2 internal batteries 12V DC 1.2 Amp/h (inside AY/250/S)
Operating cycles per day (opening/closing - 24 hours no stop)	800	800	800
Maximum dimension product in mm (L x W x H)	245 x 189 x 270+60	245 x 189 x 270+60	245 x 189 x 270+60
Product weight packed (Kg)	10,1	8,5	28,7



ACCESSORIES INCLUDED

CODE	DESCRIPTION		AY/250/M (MASTER)	AY/250/S (SLAVE)
KT249	Column mounting plate for AYRON series.		√	√
KT218	Gate pull bracket for series articulated.		√	√

OPTIONAL ACCESSORIES

B71/BC	Batteries charger for Brushless digital controller B70/1DC.		√	√
BT12V12	Battery 12V 1.2 Ah (1 pc).		√	√
B71/PBX24/BOX	Hybrid inverter, "Network Assisted" version, for powering the automation. Also provides a battery-charger function thanks to the connection to the solar panels or mains supply for powering the 24V DC brushless digital controllers with a mains voltage of 230V AC.		√	√
B71/PBX24/BOX/115	Hybrid inverter, "Network Assisted" version, for powering the automation. Also provides a battery-charger function thanks to the connection to the solar panels or mains supply for powering the 24V DC brushless digital controllers with a mains voltage of 115V AC.		√	√
B71/PBX/BOX	Hybrid inverter, "Full Solar" version, for powering the automation. Also provides a battery-charger function thanks to the connection to the solar panels for powering the brushless digital controllers.		√	√
LT336	Arms short for articulated AYRON series.		√	√
LT337	Arms long for articulated AYRON series.		√	√
RL673	External manual release kit without handle AYRON series.		√	√
R99/C/001AL	Signboard "Automatic Opening" Aluminium version.		√	√
R99/C/001	Signboard "Automatic Opening".		√	√

KIT AYRON



PRODUCT CODE	DESCRIPTION	NUMBER ITEMS PER PALLET	
KIT AY/255	KIT Electromechanical articulated motor HIGH SPEED BRUSHLESS, low voltage, super intensive use, with native encoder onboard, irreversible, ideal for swing gates with leaf up to 2.5 meters of length, with mechanical stopper in opening and closing. With digital controller (on AY/250/M motor) and standard version of short arms.	16	











Residential



Commercial



KIT COMPOSITION

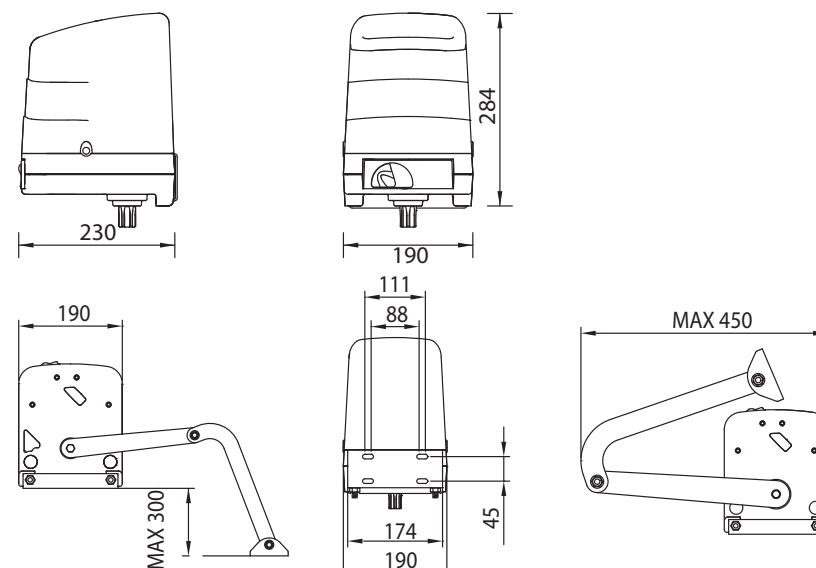
WEIGHT	ENGINE	ARTICULATED ARMS	RADIO RECEIVERS	TRANSMITTERS	PHOTOCELLS	FLASHING LIGHTS AND ANTENNAS	SIGNBOARDS	ACCESSORIES INCLUDED	STANDARD ACC
*	AY/250/M (MASTER) - 1pcs AY/250/S (SLAVE) - 1pcs	LT336 - 2pcs	H93/RX20/1 - 1pcs	SYNUS/2 - 2pcs	R90/F4ES - 1pcs	FIFTHY/24 - 1pcs	R99/C/001 - 1pcs	KT218 KT249	SEE PAGE 114
									

* REFER TO THE INSTALLATION LIMITS

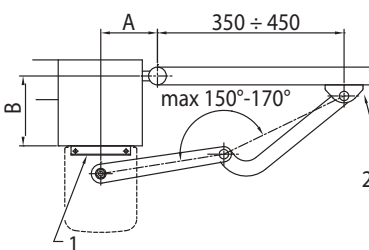
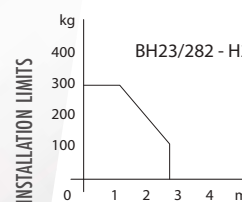
SERIES H23

The automations of ROGER TECHNOLOGY for the sliding gates with articulated arms have been designed in different versions. Amazing for its beautiful design and efficient for each size of the different type of gates, the H23 SERIES cover a range of swing gates up to 2,8 m wide.

DIMENSIONS & INSTALLATION



BH23/282 - H23/282		
A	B	α°
130	50	90°
130	80	90°
130	100	90°
140	120	90°
150	50	95°
160	160	95°
180	180	95°
180	200	100°
200	200	100°
230	200	105°
250	250	105°
300	250	110°



UNLESS OTHERWISE SPECIFIED, THE DIMENSIONS ARE IN MILLIMETERS





PRODUCT CODE	DESCRIPTION	NUMBER ITEMS PER PALLET	
BH23/282	Electromechanical articulated motor BRUSHLESS, low voltage, super intensive use, with native encoder onboard, irreversible ideal for swing gates with leaf up to 2.8 m of length. With mechanical stopper in opening and closing and with standard version of short arms.	44	
SET BH23/284	SET of 2 electromechanical articulated motor, BRUSHLESS, low voltage, super intensive use, with native encoder onboard, irreversible, ideal for swing gates with leaf up to 2.8 m of length, with mechanical stopper in opening and closing and with standard version of short arms.		

FEATURES

MODEL	BH23/282	SET BH23/284
Power line supply	230V AC - 50Hz	230V AC - 50Hz
Motor power supply	24V	24V
Power rating	160W	160W
Frequency of use	Intensive use	Intensive use
Torque	50 - 280 N m	50 - 280 N m
Operating temperature	-20+55° C	-20+55° C
Protection level	IP44	IP44
Reductor Type	Irreversible	Irreversible
Manoeuvre speed	1 - 1,9 Rpm	1 - 1,9 Rpm
Opening time	12-20 s	12-20 s
Limit switch	Mechanical stopper in opening and closing	Mechanical stopper in opening and closing
Recommended digital controllers	230V: B70/2DC/BOX; EDGE1/BOX 115V: B70/2DC/BOX/115; EDGE1/BOX/115	-
Encoder	Digital native encoder SENSORLESS 48 PPR	Digital native encoder SENSORLESS 48 PPR
Operating cycles per day (opening/closing - 24 hours no stop)	1900	1900
Maximum dimension product in mm (L x W x H)	230 x 190 x 284	230 x 190 x 284
Product weight packed (Kg)	13,2	31,9








PRODUCT CODE	DESCRIPTION	NUMBER ITEMS PER PALLET	
H23/282	Electromechanical articulated motor 230V AC irreversible ideal for swing gates with leaf up to 2,8 m of length. Version with encoder and mechanical limit switch, with standard version of short arms.	44	 
SET H23/284	SET of 2 electromechanical articulated motor 230V AC irreversible ideal for swing gates with leaf up to 2,8 m of length. Version with encoder, mechanical limit switch, with standard version of short arms and electronic kit.		 

FEATURES		
MODEL	H23/282	SET H23/284
Power line supply	230V AC - 50Hz	230V AC - 50Hz
Motor power supply	230V AC	230V AC
Power rating	200W	200W
Frequency of use	50%	50%
Torque	300 N m	300 N m
Operating temperature	-20+55° C	-20+55° C
Protection level	IP44	IP44
Reductor Type	Irreversible	Irreversible
Manoeuvre speed	1,2 Rpm	1,2 Rpm
Opening time	12 s	12 s
Motor thermal protection	150° C	150° C
Incorporated condenser	10 µF	10 µF
Limit switch	Microswitch in opening and closing	Microswitch in opening and closing
Encoder	Optical	Optical
Maximum dimension product in mm (L x W x H)	230 x 190 x 284	230 x 190 x 284
Product weight packed (Kg)	13,4	29,7



ACCESSORIES INCLUDED

CODE	DESCRIPTION		BH23/282	H23/282
LT302	Arms short for articulated motor.		√	√
KT218	Gate pull bracket for series articulated.		√	√
KT209	Plate for fixing to post H23 series.		√	√

OPTIONAL ACCESSORIES

B71/PBX24/BOX	Hybrid inverter, "Network Assisted" version, for powering the automation. Also provides a battery-charger function thanks to the connection to the solar panels or mains supply for powering the 24V DC brushless digital controllers with a mains voltage of 230V AC.		√	
B71/PBX24/BOX/115	Hybrid inverter, "Network Assisted" version, for powering the automation. Also provides a battery-charger function thanks to the connection to the solar panels or mains supply for powering the 24V DC brushless digital controllers with a mains voltage of 115V AC.		√	
B71/PBX36/BOX	Hybrid inverter, "Network Assisted" version, for powering the automation. Also provides a battery-charger function thanks to the connection to the solar panels or mains supply for powering the 36V DC brushless digital controllers with a mains voltage of 230V AC.		√	
B71/PBX36/BOX/115	Hybrid inverter, "Network Assisted" version, for powering the automation. Also provides a battery-charger function thanks to the connection to the solar panels or mains supply for powering the 36V DC brushless digital controllers with a mains voltage of 115V AC.		√	
B71/PBX/BOX	Hybrid inverter, "Full Solar" version, for powering the automation. Also provides a battery-charger function thanks to the connection to the solar panels for powering the brushless digital controllers.		√	
LT338	Arms with articulated slide.		√	√
RL671	Metallic wire length 3 m for release from outside.		√	√
R99/C/001AL	Signboard "Automatic Opening" Aluminium version.		√	√
R99/C/001	Signboard "Automatic Opening".		√	√



Compatibility Table with Series H23

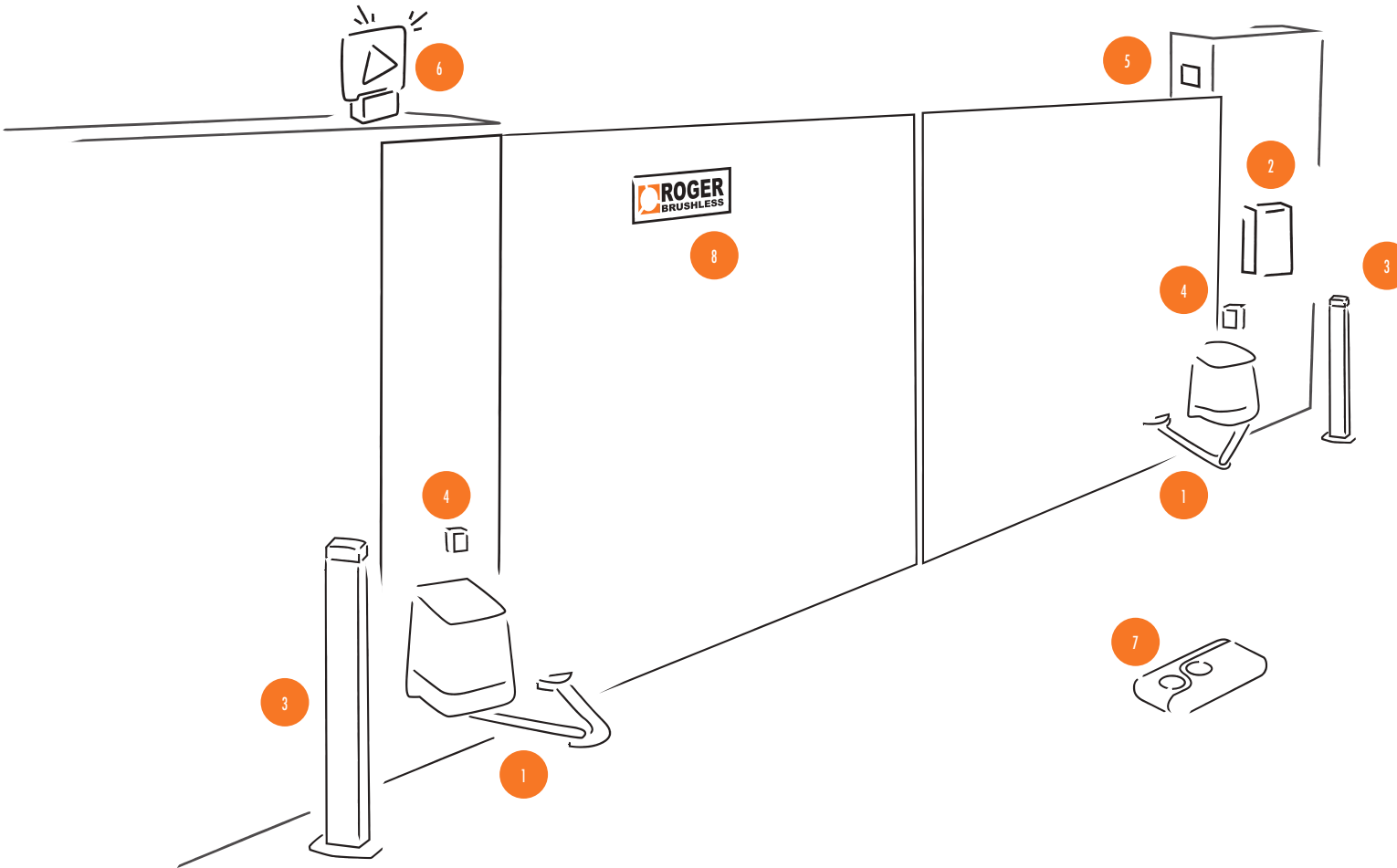
CODES	TRANSMITTERS & RADIO RECEIVERS	PHOTOCELLS														FLASHING LIGHTS & ANTENNAS				KEY SELECTORS	KEYPAD SELECTORS	PHOTOCELLS COLUMNS																			
		R90/F2ES	R90/F4ES	G90/F2ES	G90/F4ES	G90/F2ES/TRIX/TX	G90/F2ES/TRIX/RX	G90/F4ES/TRIX/TX	G90/F4ES/TRIX/RX	G90/F2ESI	G90/F4ESI	M90/F2ES	M90/F4ES	M90/F2ESO	M90/F4ESO	T90/F2S	T90/F4S	FIFTHY/24	FIFTHY/230			R92/LED24	R92/LED230	R91/ANI/LR1	R91/ANI/P1	FOR ALL MODELS	FOR ALL MODELS	CFT500	CFT501	TRIX50	TRIX100	TRIX50/G90	TRIX100/G90	CRA50	CRA100	CRA50/M90	CRA100/M90				
BH23/282	√	√	√	√	√	√	√	√	√	√	√	√	√	√	√	√	√	√	√	√	√	√	√	√	√	√	√	√	√	√	√	√	√	√	√	√	√	√	√		
SET BH23/284	√	√	√	√	√	√	√	√	√	√	√	√	√	√	√	√	√	√	√	√	√	√	√	√	√	√	√	√	√	√	√	√	√	√	√	√	√	√	√	√	
		MOTORS	TRANSMITTERS & RADIO RECEIVERS	PHOTOCELLS														FLASHING LIGHTS & ANTENNAS				KEY SELECTORS	KEYPAD SELECTORS	PHOTOCELLS COLUMNS																	
H23/282	√	√	√	√	√	√	√	√	√	√	√	√	√	√	√	√	√	√	√	√	√	√	√	√	√	√	√	√	√	√	√	√	√	√	√	√	√	√	√	√	
SET H23/284	√	√	√	√	√	√	√	√	√	√	√	√	√	√	√	√	√	√	√	√	√	√	√	√	√	√	√	√	√	√	√	√	√	√	√	√	√	√	√	√	√
SEE PAGE	194 - 192	200														198				212	205	216																			

INSTALLATION LAYOUT - SERIES H23

ROGER
BRUSHLESS

ROGER
230V AC

INSTALLATION CONFIGURATION ELEMENTS



- 1 Swing gate gear motor with articulated arms
- 2 Control unit
- 3 Photocell column
- 4 Pair of photocells
- 5 Key or keypad control selector
- 6 LED flashing light with integrated antenna
- 7 Fixed or rolling code remote controls
- 8 Signboards

SET BH23 H23



Residential
Commercial




PRODUCT CODE	DESCRIPTION	NUMBER ITEMS PER PALLET	
SET BH23/284	SET of 2 electromechanical articulated motor, BRUSHLESS, low voltage, super intensive use, with native encoder onboard, irreversible, ideal for swing gates with leaf up to 2.8 m of length, with mechanical stopper in opening and closing and with standard version of short arms.		



PRODUCT CODE	DESCRIPTION	NUMBER ITEMS PER PALLET	
SET H23/284	SET of 2 electromechanical articulated motor 230V AC irreversible ideal for swing gates with leaf up to 2,8 m of length. Version with encoder, mechanical limit switch, with standard version of short arms and electronic kit.		






KIT COMPOSITION

SET COMPOSITION

ENGINE	KIT CODE	CONTROL UNITS	RADIO CONTROL AND RADIO RECEIVERS	ACCESSORIES AND SECURITY	STANDARD ACC
BH23/282 - 2pcs 	KIT B70/20 - 1pcs 	B70/2DC/BOX - 1pcs 	H93/RX22A/1 - 1pcs SYNUS/2 - 2pcs 	R90/F4ES - 1pcs FIFTHY/24 - 1pcs R99/C/001 - 1pcs 	SEE PAGE 121

KIT COMPOSITION

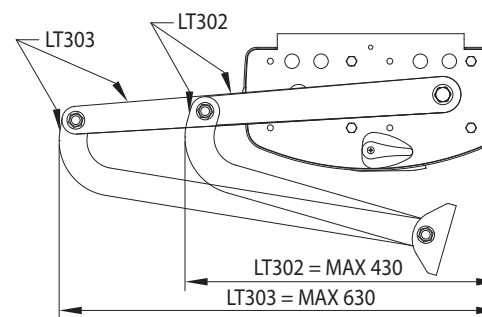
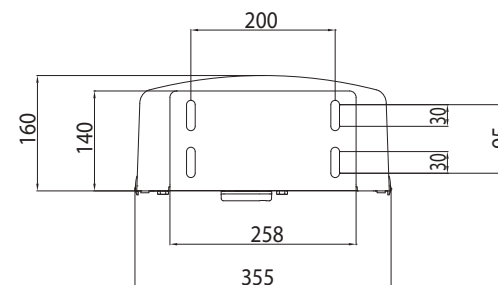
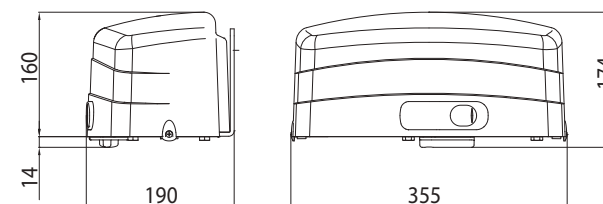
SET COMPOSITION

ENGINE	KIT CODE	CONTROL UNITS	RADIO CONTROL AND RADIO RECEIVERS	ACCESSORIES AND SECURITY	STANDARD ACC
H23/282 - 2pcs 	KIT H70/22 - 1pcs 	H70/200AC/BOX - 1pcs 	H93/RX22A/1 - 1pcs T80/TX2 - 2pcs 	R90/F2ES - 1pcs FIFTHY/230 - 1pcs R99/C/001 - 1pcs 	SEE PAGE 121










SERIES R23

The automations of ROGER TECHNOLOGY for the sliding gates with articulated arms have been designed in different versions. Amazing for its beautiful design and efficient for each size of the different type of gates, the R23 SERIES cover a range of swing gates up to 3,5 m wide.

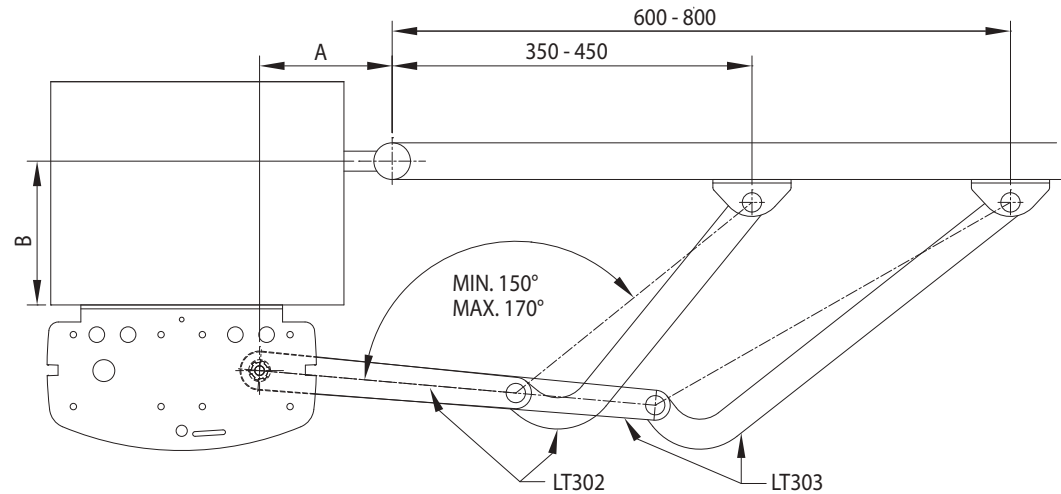
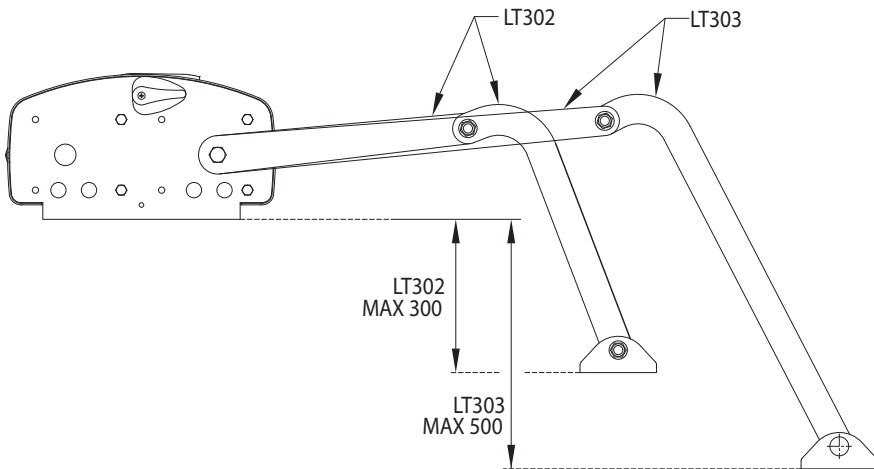
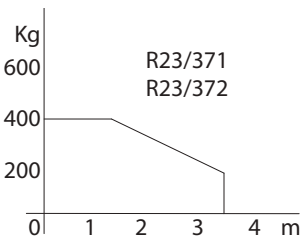
DIMENSIONS & INSTALLATION





PRODUCT CODE	DESCRIPTION	NUMBER ITEMS PER PALLET	
R23/371	Electromechanical articulated motor 230V AC irreversible ideal for swing gates with leaf up to 3,5 m of length. With mechanical limit switch without articulated arms.	48	  
R23/372	Electromechanical articulated motor 230V AC irreversible ideal for swing gates with leaf up to 3,5 m of length. With mechanical limit switch. With short articulated arms.	48	  
SET R23/373	SET of 2 electromechanical articulated motors 230V AC irreversible ideal for swing gates with leaf up to 3,5 m of length. Version with mechanical limit switch, with standard version of short arms and electronic kit.		  

INSTALLATION LIMITS	With long arms LT303			With short arms LT302		
	A	B	α°	A	B	α°
	120	200	90°	120	80	95°
	150	120	100°	120	300	90°
	150	400	90°	140	120	100°
	200	100	105°	160	160	100°
	200	350	90°	180	200	105°
	200	500	90°	200	80	115°
	250	350	90°	200	250	105°
	250	450	90°	200	300	100°





FEATURES

MODEL	R23/371	R23/372	SET R23/373
Power line supply	230V AC - 50Hz	230V AC - 50Hz	230V AC - 50Hz
Motor power supply	230V AC	230V AC	230V AC
Power rating	200W	200W	200W
Frequency of use	50%	50%	50%
Torque	400 N m	400 N m	400 N m
Operating temperature	-20+55° C	-20+55° C	-20+55° C
Protection level	IP44	IP44	IP44
Reductor Type	Irreversible	Irreversible	Irreversible
Manoeuvre speed	1,5 Rpm	1,5 Rpm	1,5 Rpm
Opening time	14 s	14 s	14 s
Motor thermal protection	150° C	150° C	150° C
Incorporated condenser	10 µF	10 µF	10 µF
Limit switch	Microswitch in opening and closing	Microswitch in opening and closing	Microswitch in opening and closing
Encoder	-	-	-
Maximum dimension product in mm (L x W x H)	355 x 190 x 160	355 x 190 x 160	355 x 190 x 160
Product weight packed (Kg)	13,5	16,2	35,2

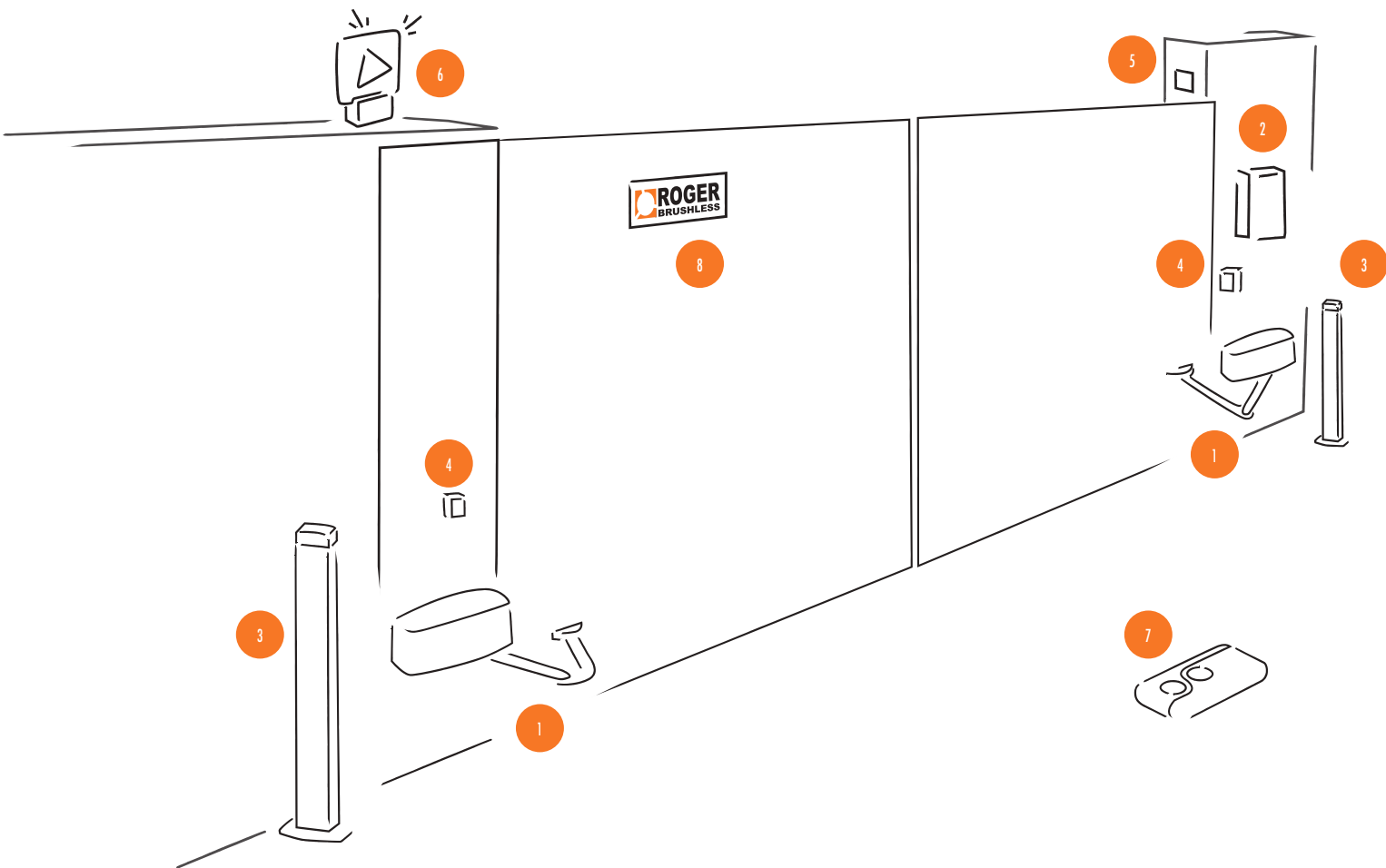


ACCESSORIES INCLUDED

CODE	DESCRIPTION		R23/371	R23/372
LT302	Arms short for articulated motor.			√
KT218	Gate pull bracket for series articulated.		√	√
KT208	Plate for fixing to post R23 series.		√	√

OPTIONAL ACCESSORIES

LT302	Arms short for articulated motor.		√	√
LT303	Arms long for articulated motor.		√	
LT338	Arms with articulated slide.		√	√
R99/C/001AL	Signboard "Automatic Opening" Aluminium version.		√	√
R99/C/001	Signboard "Automatic Opening".		√	√



- 1 Swing gate gear motor with articulated arms
- 2 Control unit
- 3 Photocell column
- 4 Pair of photocells
- 5 Key or keypad control selector
- 6 LED flashing light with integrated antenna
- 7 Fixed or rolling code remote controls
- 8 Signboards

SET R23








- Residential 
- Commercial 
- Industrial 



PRODUCT CODE	DESCRIPTION	NUMBER ITEMS PER PALLET	
SET R23/373	SET of 2 electromechanical articulated motors 230V AC irreversible ideal for swing gates with leaf up to 3,5 m of length. Version with mechanical limit switch, with standard version of short arms and electronic kit.		




KIT COMPOSITION

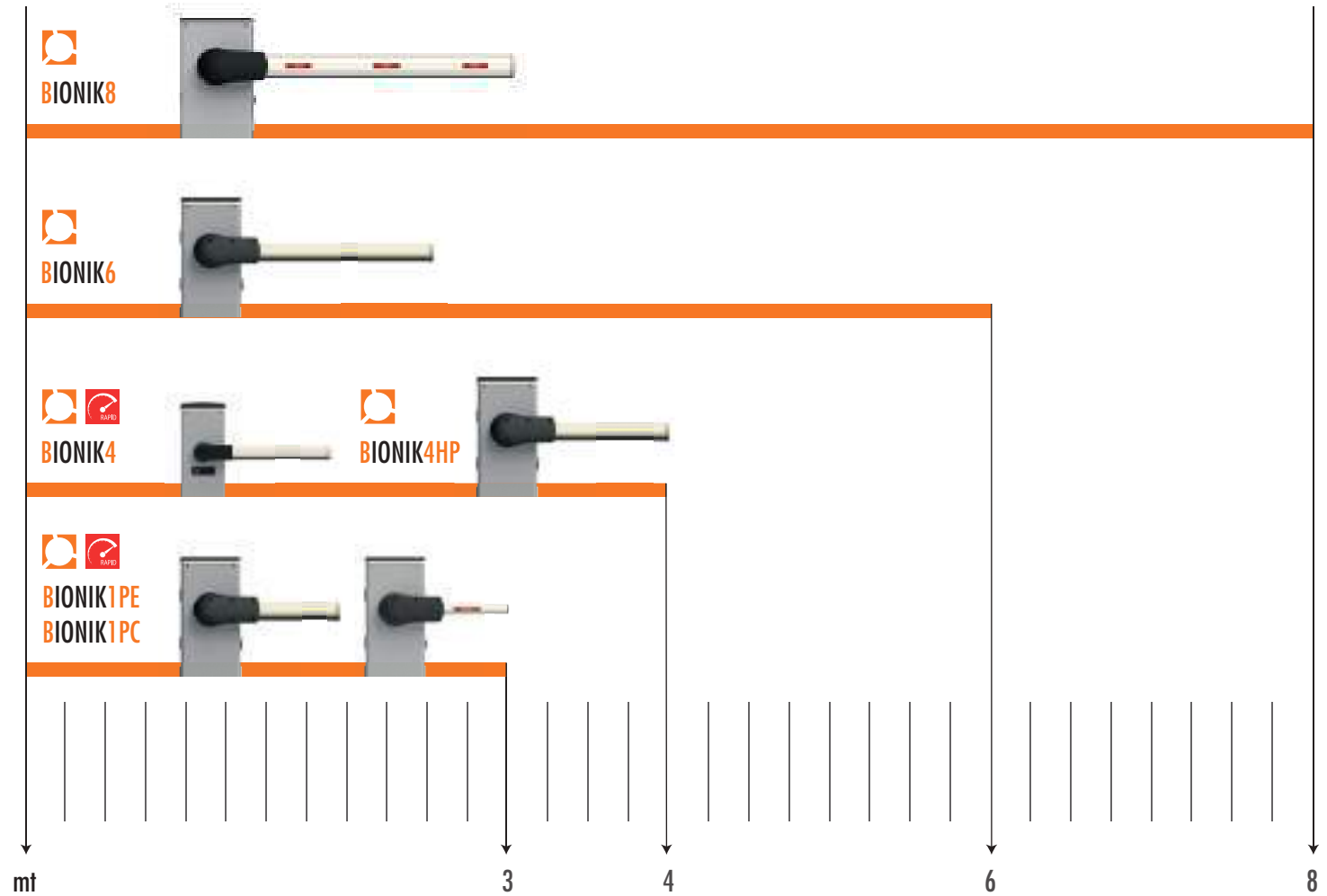
SET COMPOSITION

ENGINE	KIT CODE	CONTROL UNITS	RADIO CONTROL AND RADIO RECEIVERS	ACCESSORIES AND SECURITY	STANDARD ACC
R23/372 - 2pcs 	KIT H70/22 - 1pcs 	H70/200AC/BOX - 1pcs 	H93/RX22A/1 - 1pcs T80/TX2 - 2pcs 	R90/F2ES - 1pcs FIFTHY/230 - 1pcs R99/C/001 - 1pcs 	SEE PAGE 129



BARRIERS OVERVIEW

-  BRUSHLESS MOTOR
-  230V AC MOTOR
-  HIGH SPEED MOTOR



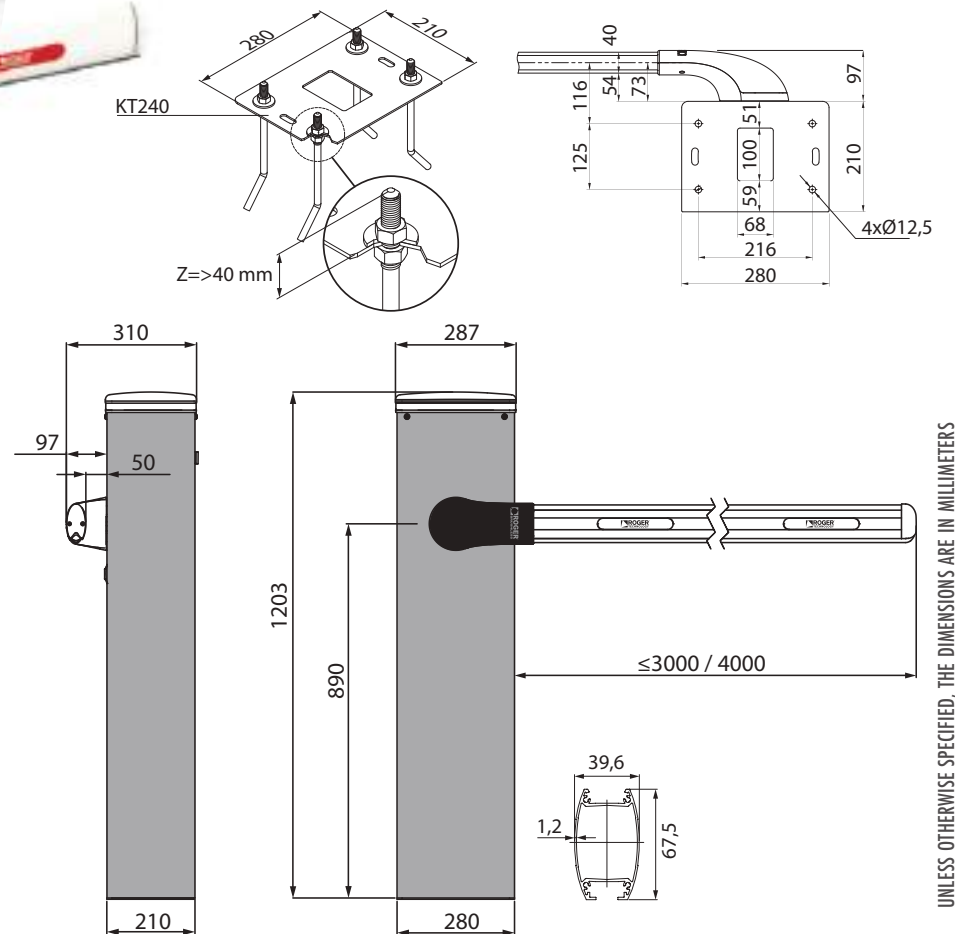


BARRIERS

SERIES BIONIK 4

Roger Technology automatic barriers represent the ideal solution for all automations used in residential, condominium, commercial and industrial car parks. Highly successful, the barriers for motorway car parks, are fast and integrated with **Vehicle Priority Systems**. The BIONIK SERIES is dedicated for openings with boom arms from 3 m to 4 m in length.

DIMENSIONS & INSTALLATION



UNLESS OTHERWISE SPECIFIED, THE DIMENSIONS ARE IN MILLIMETERS

Residential

Industrial


PRODUCT CODE	DESCRIPTION	NUMBER ITEMS PER PALLET	
BI/004 - BI/004/115	36V DC BIONIK BRUSHLESS barrier for 3 or 4 metre booms, with control unit and on board native encoder, complete with a fastening base with tie rods and screws and boom fastening flanges.	8	

FEATURES	
MODEL	BI/004 - BI/004/115
Barriers	Up to 4mt long
Power line supply	230V AC / 115V AC - 50 Hz
Motor power supply	36V DC
Electrical absorption	0-15A
Power rating	220W
Frequency of use	Continue
Torque	0 - 200 N m
Operating temperature	- 20 + 55 C°
Protection level	IP54
Reductor Type	Irreversible
Opening time	1,5÷6 sec (up to 3 m) - 3÷6 sec (up to 4 m)
Onboard control unit	CTRL Digital Controller 36V DC
Encoder	Digital native encoder + magnetic digital SENSORED, 4096 PPR
Accessories power supply	24V DC
Colour	Cabinet: painted RAL9006 arabesque grey - Head: black arabesque silver painted - Boom support: plastic RAL9005 - Boom: painted RAL9010 matt
Release system	STANDARD Key cylinder - Optional European Cylinder (Cod. RL670)
Batteries recovery	Available (optional)
BUS synchronization Master/Slave	Yes
Operating cycles per day (opening/closing - 24 hours no stop)	5000 cycles
Maximum dimension product in mm (L x W x H)	280 x 210 x 1203
Product weight packed (Kg)	46,2






HIGH SPEED VERSION ONLY WITH 3MT BOOM



ACCESSORIES INCLUDED

CODE	DESCRIPTION		BI/004 - BI/004/115
KT240	Fixing plate with stay bolts and screws for series BIONIK.		√






OPTIONAL ACCESSORIES
PRICE IN EURO

BAFS/01	Fixed support for bars.	120,00		√
BAFS/02	Fixing support, adjustable.	199,00		√
BAFS/03	Fixing support with bolt predisposition for bars.	120,00		√
BAFS/04	Fixing support adjustable, with bolt predisposition for bars.	199,00		√
BAFS/05	Adjustable fixed support with vandal-proof magnetic suction cup complete with B72/DGS demagnetizer card.	520,00		√

BAMS/01	Mobile support for bars.	118,00		√
BAMS/01/EXT	Extension 20cm for mobile support BAMS/01.	23,00		√
BA/68/3	White painted aluminum rod, 3 meters long, with LED cover profile and impact resisteng rubber profile.	199,00		√
BA/68/4	White painted aluminum rod, 4 meters long, with LED cover profile and impact resisteng rubber profile.	265,00		√
SND/BA/68/DW	Articulated joint 90° with lower tie rod for boom arms BA/68.	356,00		√
SND/BA/68/UP	Articulated joint 90° with upper tie rod for boom arms BA/68.	356,00		√
SND/BA/68/UP/RD	Articulated joint 90° with upper tie rod (lowered version) for boom arms BA/68.	356,00		√
BARK/02	Barrier skirting in aluminum, with stainless steel screws mounted on bronze bushings. Single module of length 2 meters.	212,00		√

OPTIONAL ACCESSORIES
PRICE IN EURO

BI/004 - BI/004/115

ACS/BA/60	Break-away system for barrier, compatible only with BA/60/3 boom arm.	576,00		√
ACS/BA/68	Break-away system for barrier, compatible with BA/68/3 and BA/68/4 boom arm.	645,00		√
KT247	Support for rectangular boom for BI/004 up to 4 m and max. 3.6 kg.	215,00		√
BI/BAT/KIT	Kit for emergency batteries charger for brushless digital controller CTRL 36V DC with plug-in card, with 2 recovery batteries 12V DC, 4.5 Ah. Kit for BIONIK barrier.	233,00		√
BI/BCHP	Plug-in card, batteries charger, for brushless digital controller CTRL 36V DC, without recovery batteries, for BIONIK barrier.	70,00		√
BT12V45	Battery 12V 4.5 Ah (1 pc).	73,00		√
B71/PBX36/BOX	Hybrid inverter, "Network Assisted" version, for powering the automation. Also provides a battery-charger function thanks to the connection to the solar panels or mains supply for powering the 36V DC brushless digital controllers with a mains voltage of 230V AC.	859,00		√
B71/PBX36/BOX/115	Hybrid inverter, "Network Assisted" version, for powering the automation. Also provides a battery-charger function thanks to the connection to the solar panels or mains supply for powering the 36V DC brushless digital controllers with a mains voltage of 115V AC.	859,00		√

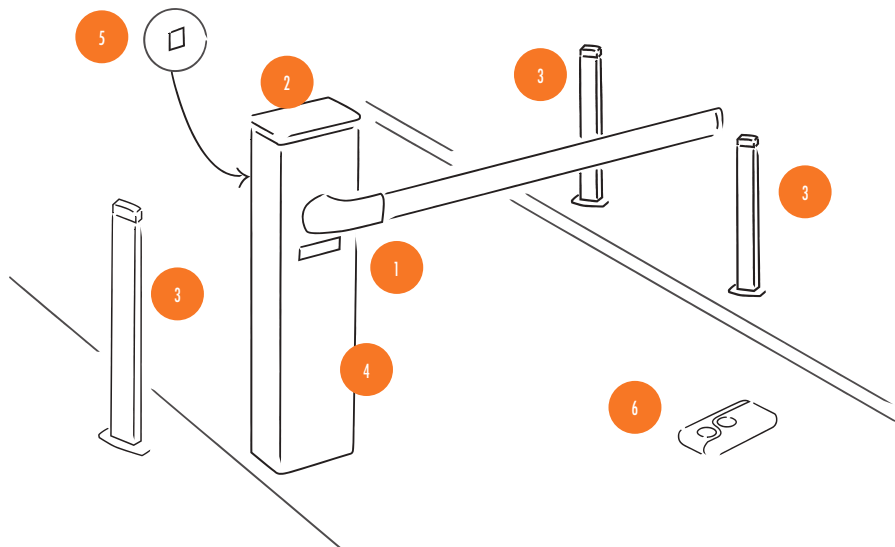
OPTIONAL ACCESSORIES
PRICE IN EURO

B71/PBX/BOX	Hybrid inverter, "Full Solar" version, for powering the automation. Also provides a battery-charger function thanks to the connection to the solar panels for powering the brushless digital controllers.	782,00		√
KT231	Fixing plate for code BAFS/01, BAFS/02, BAFS/03, BAFS/04, BAFS/05.	15,00		√
B73/EXP	Signal status board, 2 output for CTRL - CTRL/P	44,00		√
B73/LTM	RGB boom light and traffic light control device for CTRL.	COMING SOON		√
B74/BCONNECT	Module WI-FI B-CONNECT - Remote management and programming system in IP and CLOUD web browser mode via Wi-Fi hot spot P2P connection for Brushless control units (B70/2ML - EDGE1 - CTRL - CTRL/P - B70/1DCHP).	185,00		√
SP/48/01	Spring diameter 48 mm for barriers.	155,00		√
SP/61/01	Spring diameter 61 mm for barriers.	175,00		√
SP/72/01	Spring diameter 72 mm for barriers.	175,00		√

OPTIONAL ACCESSORIES		PRICE IN EURO		
DLD1/24	Loop detector for 1 loop, 2 output, 24V AC/DC.	282,00		✓
DLD2/24	Loop detector for 2 loop, 2 output + output alarm, 24V AC/DC.	393,00		✓
RL670	European cylinder key for release system series SMARTY - BIONIK.	51,00		✓
KT239	Kit DIN rail with magnetic support.	73,00		✓
KT242	Cable passage kit with magnetic support for barriers.	35,00		✓
ALED/4C	4-metre LED strip with connection cable for barrier boom (red colour).	99,00		✓
ALED/4C/RGB	4-metre RGB LED strip with connection cable for barrier boom.	COMING SOON		✓
BI/BLED/4/RGB	RGB LED strip with connection cable for BI/004 barrier header.	COMING SOON		✓
R99/BASB20	Pack of 20 stickers for barrier.	22,50	PHOTOS ON THE PAGE 265	✓

CODES	TRANSMITTERS & RADIO RECEIVERS	PHOTOCELLS												FLASHING LIGHTS & ANTENNAS				KEY SELECTORS	KEYPAD SELECTORS	PHOTOCELLS COLUMNS															
		FOR ALL MODELS (EXCEPT R93/RX12A/I)	R90/F2ES	R90/F4ES	G90/F2ES	G90/F4ES	G90/F2ES/TRIX/TX	G90/F2ES/TRIX/RX	G90/F4ES/TRIX/TX	G90/F4ES/TRIX/RX	G90/F2ESI	G90/F4ESI	M90/F2ES	M90/F4ES	M90/F2ESO	M90/F4ESO	T90/F2S	T90/F4S	FIFTY/24	FIFTY/230	R92/LED24	R92/LED230	R91/ANT/LR1	R91/ANT/P1	FOR ALL MODELS	FOR ALL MODELS	CFT500	CFT501	TRIX50	TRIX100	TRIX50/G90	TRIX100/G90	CRA50	CRA100	CRA50/M90
BI/004 - BI/004/115	√		√		√			√	√		√		√		√		√		√		√	√	√	√	√	√	√	√	√	√	√	√	√	√	√
SEE PAGE	194 - 192	200												198				212	205	216															

INSTALLATION LAYOUT - SERIES BIONIK




INSTALLATION CONFIGURATION ELEMENTS

- 1 Barrier with integrated control unit
- 2 Integrated flashing lights
- 3 Photocell column
- 4 Photocells
- 5 Key or keypad control selector
- 6 Fixed or rolling code remote controls


BIONIK4 CONFIGURATIONS

CHOICE OF SPRING

The color of the frame corresponds to the different types of spring.



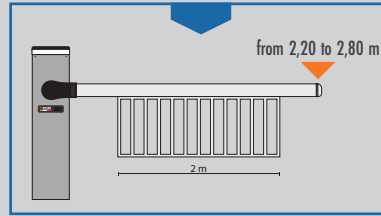
Parking version boom from 2,20 to 2,80 m



with boom



not available for this version



boom with drop skirt




not available for this version

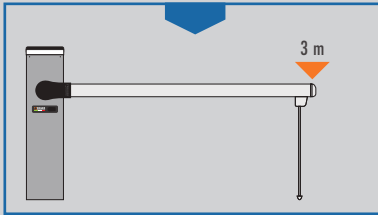


not available for this version

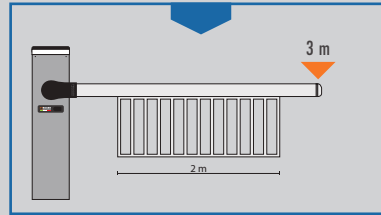
Boom to 3 m




with boom



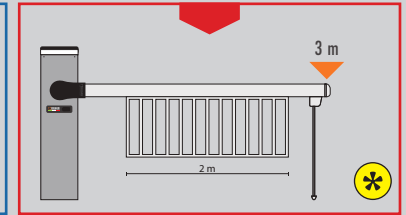
boom with hinged end rest



boom with drop skirt




boom with magnet



boom with drop skirt, hinged and rest

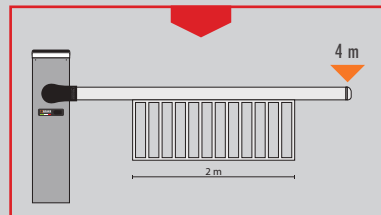
Boom to 4 m




with boom



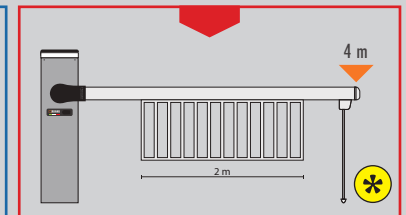
boom with hinged end rest



boom with drop skirt



boom with magnet



boom with drop skirt, hinged and rest



ALL THE BOOMS ARE COMPLETE WITH PROTECTIVE RUBBER AND STRIP LED ALREADY PUT IN



THE ADJUSTABLE FIXED END REST WITH INTEGRATED MAGNET BAFS/05 MUST BE USED



WITH COMPULSORY FIXED END REST



CONFIGURATION ONLY POSSIBLE IF THE DROP SKIRT IS INSTALLED AS CLOSE AS POSSIBLE TO THE CABINET

Parking version boom from 2,20 to 2,80 m




not available for this version



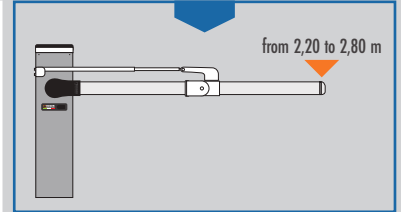
not available for this version



not available for this version




not available for this version

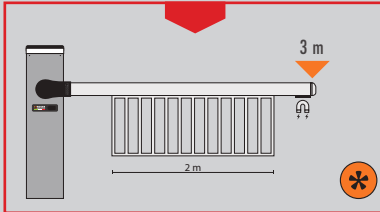


boom with upper pivot point


Boom to 3 m



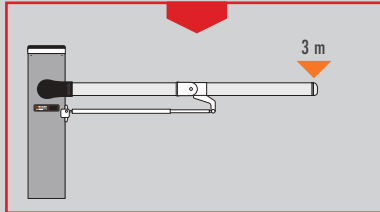
not available for this version



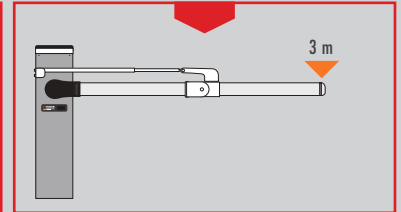
boom with drop skirt and magnet



not available for this version

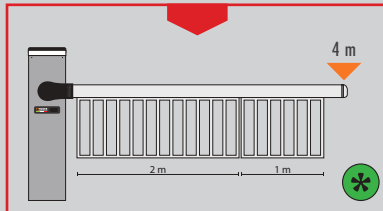


boom with lower pivot point

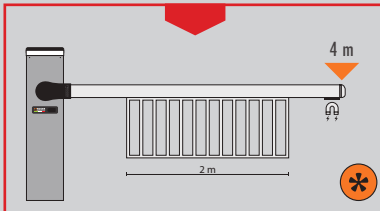


boom with upper pivot point

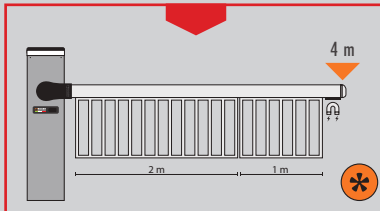
Boom to 4 m



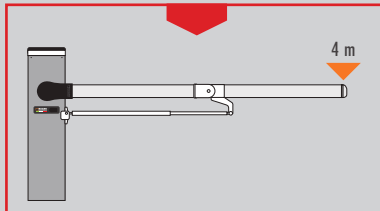
boom with twin drop skirt



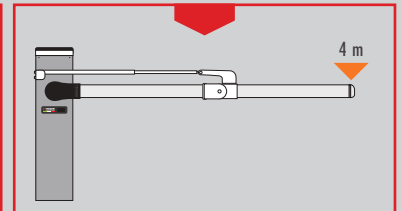
boom with drop skirt and magnet



boom with twin drop skirt and magnet



boom with lower pivot point

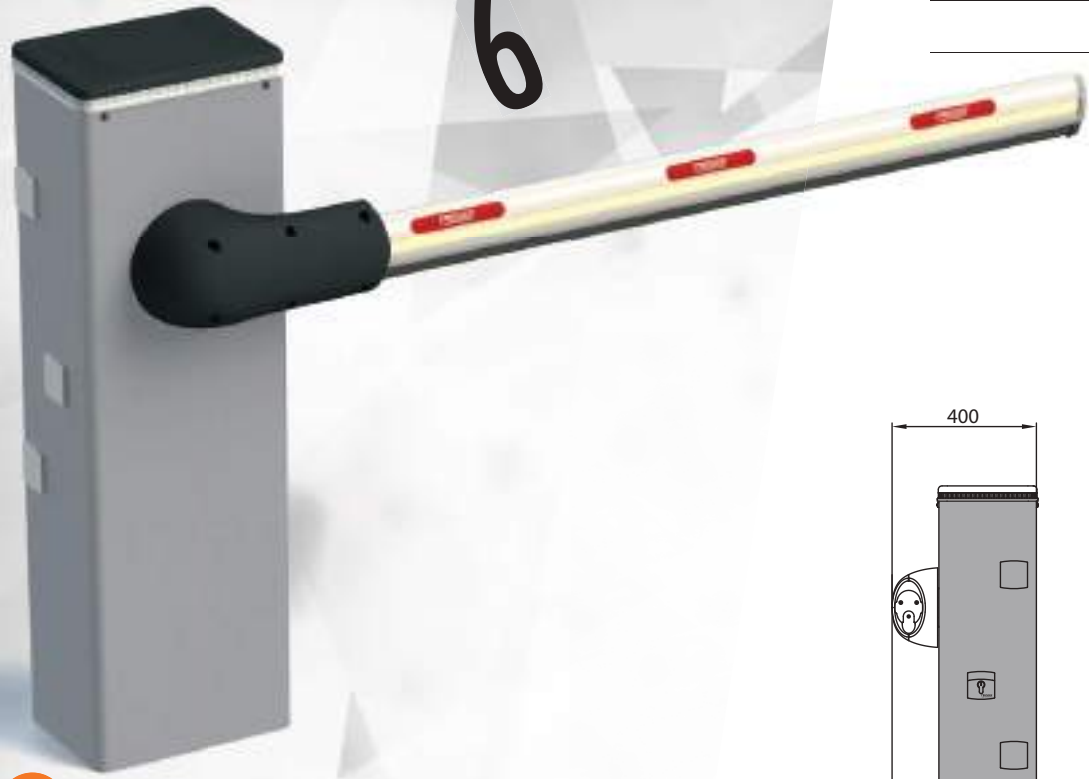


boom with upper pivot point

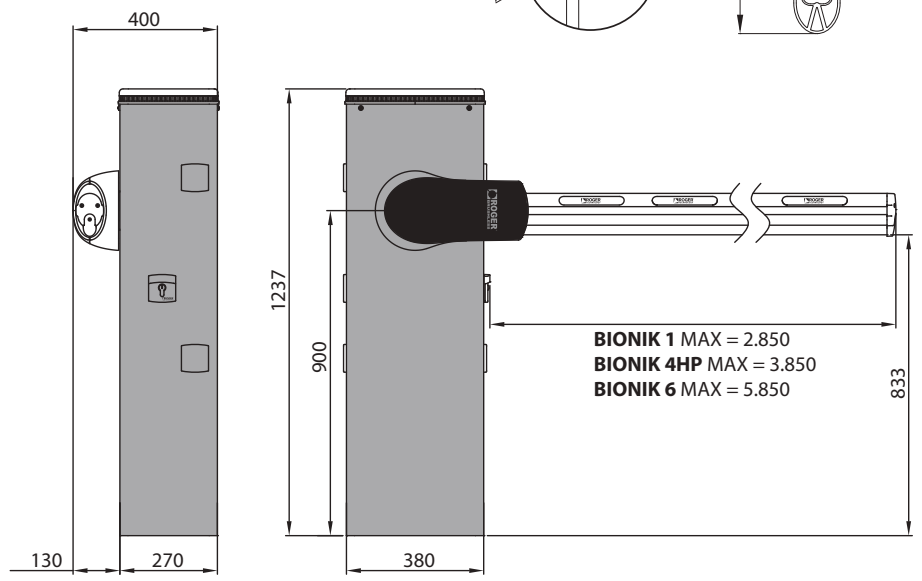
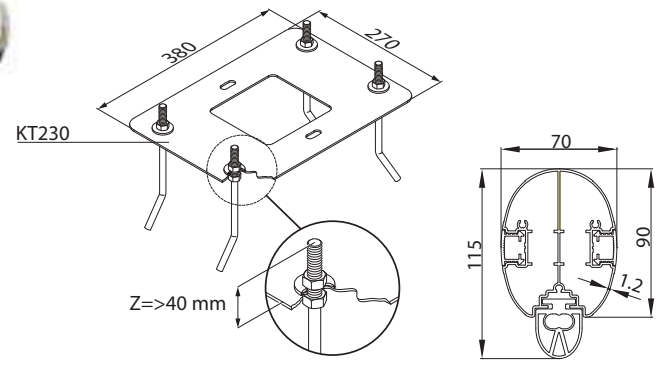
SERIES BIONIK 1 4HP 6

Roger Technology automatic barriers represent the ideal solution for all automations used in residential, condominium, commercial and industrial car parks. Highly successful, the barriers for motorway car parks, are fast and integrated with **Vehicle Priority Systems**. The Bionik SERIES is dedicated for openings with boom arms from 4 m to 6 m in length.



















DIMENSIONS & INSTALLATION



- Residential
- Commercial
- Industrial
- Parking
















UNLESS OTHERWISE SPECIFIED, THE DIMENSIONS ARE IN MILLIMETERS

PRODUCT CODE	DESCRIPTION	NUMBER ITEMS PER PALLET	
BI/004HP - BI/004HP/115	Automatic Barrier BRUSHLESS 36V DC super intensive use up to 4 meters, with operator and and built in digital control panel and absolute encoder on board.	6	  
BI/004HP/IS - BI/004HP/IS/115	Automatic Barrier BRUSHLESS 36V DC super intensive use up to 4 meters, with operator and and built-in digital control panel and absolute encoder on board. Version with housing unit made in brushed stainless steel AISI 304.	6	  
BI/006 - BI/006/115	Automatic Barrier BRUSHLESS 36V DC super intensive use up to 6 meters, with operator and and built in digital control panel and absolute encoder on board.	6	  
BI/006/IS - BI/006/IS/115	Automatic Barrier BRUSHLESS 36V DC super intensive use up to 6 meters, with operator and and built-in digital control panel and absolute encoder on board. Version with housing unit made in brushed stainless steel AISI 304.	6	  
BI/001PE	Automatic Barrier BRUSHLESS 36V DC, rapid version, super intensive use up to 3 meters, with operator and and built in digital control panel and absolute encoder on board; parking version.	6	  
BI/001PC - BI/001PC/115	Automatic Barrier BRUSHLESS 36V DC, rapid version, super intensive use up to 3 meters, with operator and and built in digital control panel and absolute encoder on board; parking version. Version for cylindrical boom arm BA/60/3.	6	  











FEATURES




MODEL	BI/004HP - BI/004HP/115 	BI/004HP/IS - BI/004HP/IS/115 	BI/006 - BI/006/115 	BI/006/IS - BI/006/IS/115 	BI/001PE  	BI/001PC - BI/001PC/115  
Barriers	Up to 4 mt long	Up to 4 mt long	Up to 6 mt long	Up to 6 mt long	Up to 3 mt long	Up to 3 mt long
Power line supply	230V AC / 115V AC - 50Hz	230V AC / 115V AC - 50Hz	230V AC / 115V AC - 50Hz	230V AC / 115V AC - 50Hz	230V AC - 50Hz	230V AC / 115V AC - 50Hz
Motor power supply	36V DC	36V DC	36V DC	36V DC	36V DC	36V DC
Electrical absorption	max 15A	max 15A	max 15A	max 15A	max 15A	max 15A
Power rating	220W	220W	220W	220W	450W	450W
Frequency of use	Super intensive use 	Super intensive use 	Super intensive use 	Super intensive use 	Super intensive use 	Continue use
Torque	10 - 200 N m	10 - 200 N m	10 - 300 N m	10 - 300 N m	10 - 200 N m	10 - 200 N m
Operating temperature	- 20 + 55 C°	- 20 + 55 C°	- 20 + 55 C°	- 20 + 55 C°	- 20 + 55 C°	- 20 + 55 C°
Protection level	IP54	IP54	IP54	IP54	IP54	IP54
Reductor Type	Irreversible	Irreversible	Irreversible	Irreversible	Irreversible	Irreversible
Opening time	3 ÷ 6 (sec)	3 ÷ 6 (sec)	4 ÷ 8 (sec)	4 ÷ 8 (sec)	2 ÷ 4 (sec)	1 ÷ 3 (sec)
Onboard control unit	CTRL Digital Controller 36V DC	CTRL Digital Controller 36V DC	CTRL Digital Controller 36V DC	CTRL Digital Controller 36V DC	CTRL/P Digital Controller 36V DC	CTRL/P Digital Controller 36V DC
Encoder	Digital native encoder + magnetic digital SENSORED, 4096 PPR	Digital native encoder + magnetic digital SENSORED, 4096 PPR	Digital native encoder + magnetic digital SENSORED, 4096 PPR	Digital native encoder + magnetic digital SENSORED, 4096 PPR	Digital native encoder + magnetic digital SENSORED, 4096 PPR	Digital native encoder + magnetic digital SENSORED, 4096 PPR
Accessories power supply	24V DC	24V DC	24V DC	24V DC	24V DC	24V DC
Colour	Cabinet: painted RAL9006 arabesque grey - Head: black arabesque silver painted - Boom support: black arabesque silver painted - Boom: painted RAL9010 matt	Cabinet: brushed stainless steel AISI 304 - Head: black arabesque silver painted - Boom support: black arabesque silver painted - Boom: painted RAL9010 matt	Cabinet: painted RAL9006 arabesque grey - Head: black arabesque silver painted - Boom support: black arabesque silver painted - Boom: painted RAL9010 matt	Cabinet: brushed stainless steel AISI 304 - Head: black arabesque silver painted - Boom support: black arabesque silver painted - Boom: painted RAL9010 matt	Cabinet: painted RAL9006 arabesque grey - Head: black arabesque silver painted - Boom support: black arabesque silver painted - Boom: painted RAL9010 matt	Cabinet: painted RAL9006 arabesque grey - Head: black arabesque silver painted - Boom support: black arabesque silver painted - Boom: painted RAL9010 matt
Release system	European Key cylinder	European Key cylinder	European Key cylinder	European Key cylinder	European Key cylinder	European Key cylinder
Batteries recovery	Available (optional)	Available (optional)	Available (optional)	Available (optional)	Available (optional)	Available (optional)
BUS synchronization Master/ Slave	Yes	Yes	Yes	Yes	No	No
Operating cycles per day (opening/closing - 24 hours no stop)	5000 cycles	5000 cycles	4000 cycles	4000 cycles	8000 cycles	12000 cycles
Maximum dimension product in mm (L x W x H)	380 x 270 x 1237	380 x 270 x 1237	380 x 270 x 1237	380 x 270 x 1237	380 x 270 x 1237	380 x 270 x 1237
Product weight packed (Kg)	74,7	73,7	75,1	73,6	74,7	87,6

ACCESSORIES INCLUDED

CODE	DESCRIPTION		BI/004HP - BI/004HP/115	BI/004HP/IS - BI/004HP/IS/115	BI/006 - BI/006/115	BI/006/IS - BI/006/IS/115	BI/001PE	BI/001PC - BI/001PC/115
KT230	Fixing plate with stay bolts and screws for BI/001PE - BI/001PC - BI/004HP - BI/006.		√		√		√	√
KT230/IS	Fixing plate, inox AISI 304 version, with stay bolts and screws for BI/001PE - BI/001PC - BI/004HP - BI/006.			√		√		
B73/EXP	Signal status board, 2 output for CTRL - CTRL/P						√	√
SP/61/01	Spring diameter 61 mm for barriers.							√

OPTIONAL ACCESSORIES		PRICE IN EURO		BI/004HP - BI/004HP/115	BI/004HP/IS - BI/004HP/IS/115	BI/006 - BI/006/115	BI/006/IS - BI/006/IS/115	BI/001PE	BI/001PC - BI/001PC/115
BAFS/01	Fixed support for bars.	120,00		✓	✓	✓	✓		
BAFS/02	Fixing support, adjustable.	199,00		✓	✓	✓	✓		
BAFS/03	Fixing support with bolt predisposition for bars.	120,00		✓	✓	✓	✓		
BAFS/04	Fixing support adjustable, with bolt predisposition for bars.	199,00		✓	✓	✓	✓		
BAFS/05	Adjustable fixed support with vandal-proof magnetic suction cup complete with B72/DGS demagnetizer card.	520,00		✓	✓	✓	✓		
BAMS/01	Mobile support for bars.	118,00		✓	✓	✓	✓		
BAMS/01/EXT	Extension 20cm for mobile support BAMS/01.	23,00		✓	✓	✓	✓		
BA/60/3	White painted cylindrical aluminium bar 3 meters length.	97,00							✓

OPTIONAL ACCESSORIES
PRICE IN EURO

			BI/004HP - BI/004HP/115	BI/004HP/IS - BI/004HP/IS/115	BI/006 - BI/006/115	BI/006/IS - BI/006/IS/115	BI/001PE	BI/001PC - BI/001PC/115
BA/90/3	White painted aluminum rod, 3 meters long, with LED cover profile and impact resisteng rubber profile.	250,00		✓	✓	✓	✓	✓
BA/90/4	White painted aluminum rod, 4 meters long, with LED cover profile and impact resisteng rubber profile.	335,00		✓	✓	✓	✓	
BA/90/6	White painted aluminum rod, 6 meters long, with LED cover profile and impact resisteng rubber profile.	475,00				✓	✓	
JNT/BA/90	Internal boom bar joint in anodized aluminum including fixing screws for bars BA/90.	88,00		✓	✓	✓	✓	✓
SND/BA/90/DW	Articulated joint 90° with lower tie rod for boom arms BA/90.	350,00		✓	✓			✓
SND/BA/90/UP	Articulated joint 90° with upper tie rod for boom arms BA/90.	350,00		✓	✓			✓
BARK/02	Barrier skirting in aluminum, with stainless steel screws mounted on bronze bushings. Single module of length 2 meters.	212,00		✓	✓	✓	✓	
ACS/BA/60	Break-away system for barrier, compatible only with BA/60/3 boom arm.	576,00		✓	✓			✓ ✓





OPTIONAL ACCESSORIES
PRICE IN EURO

				BI/004HP - BI/004HP/115	BI/004HP/IS - BI/004HP/IS/115	BI/006 - BI/006/115	BI/006/IS - BI/006/IS/115	BI/001PE	BI/001PC - BI/001PC/115
ACS/BA/68	Break-away system for barrier, compatible with BA/68/3 and BA/68/4 boom arm.	645,00		✓	✓			✓	✓
BI/BAT/KIT	Kit for emergency batteries charger for brushless digital controller CTRL 36V DC with plug-in card, with 2 recovery batteries 12V DC, 4.5 Ah. Kit for BIONIK barrier.	233,00		✓	✓	✓	✓	✓	✓
BI/BCHP	Plug-in card, batteries charger, for brushless digital controller CTRL 36V DC, without recovery batteries, for BIONIK barrier.	70,00		✓	✓	✓	✓	✓	✓
BT12V45	Battery 12V 4.5 Ah (1 pc).	73,00		✓	✓	✓	✓	✓	✓
B71/PBX36/BOX	Hybrid inverter, "Network Assisted" version, for powering the automation. Also provides a battery-charger function thanks to the connection to the solar panels or mains supply for powering the 36V DC brushless digital controllers with a mains voltage of 230V AC.	859,00		✓	✓	✓	✓	✓	✓
B71/PBX36/BOX/115	Hybrid inverter, "Network Assisted" version, for powering the automation. Also provides a battery-charger function thanks to the connection to the solar panels or mains supply for powering the 36V DC brushless digital controllers with a mains voltage of 115V AC.	859,00		✓	✓	✓	✓	✓	✓
B71/PBX/BOX	Hybrid inverter, "Full Solar" version, for powering the automation. Also provides a battery-charger function thanks to the connection to the solar panels for powering the brushless digital controllers.	782,00		✓	✓	✓	✓	✓	✓
KT230	Fixing plate with stay bolts and screws for BI/001PE - BI/001PC - BI/004HP - BI/006.	62,00		✓	✓	✓	✓	✓	✓


OPTIONAL ACCESSORIES
PRICE IN EURO

				BI/004HP - BI/004HP/115	BI/004HP/IS - BI/004HP/IS/115	BI/006 - BI/006/115	BI/006/IS - BI/006/IS/115	BI/001PE	BI/001PC - BI/001PC/115
KT230/IS	Fixing plate, inox AISI 304 version, with stay bolts and screws for BI/001PE - BI/001PC - BI/004HP - BI/006.	127,00		✓	✓	✓	✓	✓	✓
KT231	Fixing plate for code BAFS/01, BAFS/02, BAFS/03, BAFS/04, BAFS/05.	15,00		✓	✓	✓	✓		
CRA/BAR	Post for photocells G90/F2ES - G90/F4ES - for spaced installation on a barrier cabinet (+23cm).	25,00		✓	✓	✓	✓	✓	✓
CRA/BAR/M90	Post for photocells M90/F2ESO - M90/F4ESO for spaced installation on a barrier cabinet (+23 cm).	27,00		✓	✓	✓	✓	✓	✓
B73/EXP	Signal status board, 2 output for CTRL - CTRL/P	44,00		✓	✓	✓	✓	✓	✓
B73/LTM	RGB boom light and traffic light control device for CTRL.	COMING SOON		✓	✓	✓	✓		
B74/BCONNECT	Module WI-FI B-CONNECT - Remote management and programming system in IP and CLOUD web browser mode via Wi-Fi hot spot P2P connection for Brushless control units (B70/2ML - EDGE1 - CTRL - CTRL/P - B70/1DCHP).	185,00		✓	✓	✓	✓	✓	✓
SP/72/01	Spring diameter 72 mm for barriers.	175,00		✓	✓			✓	

OPTIONAL ACCESSORIES
PRICE IN EURO

				BI/004HP - BI/004HP/115	BI/004HP/IS - BI/004HP/IS/115	BI/006 - BI/006/115	BI/006/IS - BI/006/IS/115	BI/001PE	BI/001PC - BI/001PC/115
SP/83/01	Spring diameter 83 mm for barriers.	245,00		✓	✓	✓	✓		
SP/85/01	Spring diameter 85 mm for barriers.	335,00				✓	✓		
DLD1/24	Loop detector for 1 loop, 2 output, 24V AC/DC.	282,00		✓	✓	✓	✓	✓	✓
DLD2/24	Loop detector for 2 loop, 2 output + output alarm, 24V AC/DC.	393,00		✓	✓	✓	✓	✓	✓
KT239	Kit DIN rail with magnetic support.	73,00		✓	✓	✓	✓	✓	✓
KT242	Cable passage kit with magnetic support for barriers.	35,00		✓	✓	✓	✓	✓	✓
ALED/6C	6-metre LED strip with connection cable for barrier boom (red colour).	119,00		✓	✓			✓	
ALED/8C	8-metre LED strip with connection cable for barrier boom (red colour).	149,00		✓	✓				

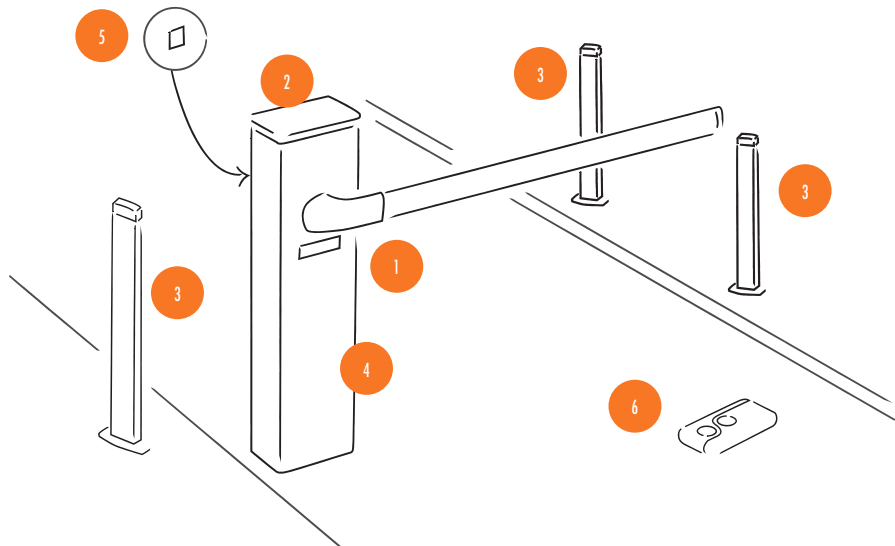
OPTIONAL ACCESSORIES
PRICE IN EURO

				BI/004HP - BI/004HP/115	BI/004HP/IS - BI/004HP/IS/115	BI/006 - BI/006/115	BI/006/IS - BI/006/IS/115	BI/001PE	BI/001PC - BI/001PC/115
ALED/12C	12-metre LED strip with connection cable for barrier boom (red colour).	213,00				√	√		
ALED/6C/RGB 	6-metre RGB LED strip with connection cable for barrier boom.	COMING SOON		√	√			√	
ALED/8C/RGB 	8-metre RGB LED strip with connection cable for barrier boom.	COMING SOON		√	√				
ALED/12C/RGB 	12-metre RGB LED strip with connection cable for barrier boom.	COMING SOON				√	√		
BI/BLED/6/RGB 	RGB LED strip with connection cable for BI/004HP - BI/006 - BI/001PE - BI/001PC barrier header.	COMING SOON		√	√	√	√	√	√
R99/BASB20	Pack of 20 stickers for barrier.	22,50		√	√	√	√	√	√



CODES	TRANSMITTERS & RADIO RECEIVERS	PHOTOCELLS											FLASHING LIGHTS & ANTENNAS				KEYPAD SELECTORS	KEYPAD SELECTORS	PHOTOCELLS COLUMNS																		
		FOR ALL CODES (EXCEPT	R93/RX12A/I)	R90/FAES	G90/FZES	G90/FAES	G90/FZES/TRIX/TX	G90/FZES/TRIX/RX	G90/FAES/TRIX/TX	G90/FAES/TRIX/RX	G90/FZESI	G90/FAESI	M90/FZES	M90/FAES	M90/FZESO	M90/FAESO	T90/FZS	T90/F4S	FIFTY/24	FIFTY/230	R92/LED24	R92/LED230	R91/ANT/LR1	R91/ANT/P1	FOR ALL MODELS	FOR ALL MODELS	CFT500	CFT501	TRIX50	TRIX100	TRIX50/G90	TRIX100/G90	CRA50	CRA100	CRA50/M90	CRA100/M90	
BI/004HP - BI/004HP/115	√		√	√			√	√	√		√	√	√	√	√	√	√		√	√	√	√	√	√	√	√	√	√	√	√	√	√	√	√	√	√	
BI/004HP/IS - BI/004HP/IS/115	√		√	√			√	√	√		√	√	√	√	√	√	√		√	√	√	√	√	√	√	√	√	√	√	√	√	√	√	√	√	√	
BI/006 - BI/006/115	√		√	√			√	√	√		√	√	√	√	√	√	√		√	√	√	√	√	√	√	√	√	√	√	√	√	√	√	√	√	√	√
BI/006/IS - BI/006/IS/115	√		√	√			√	√	√		√	√	√	√	√	√	√		√	√	√	√	√	√	√	√	√	√	√	√	√	√	√	√	√	√	√
BI/001PE - BI/001PC	√		√	√			√	√	√		√	√	√	√	√	√	√		√	√	√	√	√	√	√	√	√	√	√	√	√	√	√	√	√	√	√
SEE PAGE	194 - 192	200											198				212	205	216																		

INSTALLATION LAYOUT - SERIES BIONIK



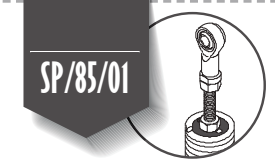
INSTALLATION CONFIGURATION ELEMENTS

- 1 Barrier with integrated control unit
- 2 Integrated flashing lights
- 3 Photocell column
- 4 Photocells
- 5 Key or keypad control selector
- 6 Fixed or rolling code remote controls

BIONIK1-4HP-6 CONFIGURATIONS

CHOICE OF SPRING

The color of the frame corresponds to the different types of spring.



Bionik1PE version with boom from 3 m

with boom	not available for this version	not available for this version	not available for this version	not available for this version

Bionik4HP version with boom from 4 m

with boom	boom with hinged end rest	boom with drop skirt	boom with magnet	boom with drop skirt, hinged and rest

Bionik6 version with boom from 6 m

with boom	boom with hinged end rest	boom with drop skirt	boom with magnet	boom with drop skirt, hinged and rest



ALL THE BOOMS ARE COMPLETE WITH PROTECTIVE RUBBER AND STRIP LED ALREADY PUT IN




THE ADJUSTABLE FIXED END REST WITH INTEGRATED MAGNET BAFS/05 MUST BE USED




FOR BOOM OF MORE THAN 4 M FIXED SUPPORT IS MANDATORY.

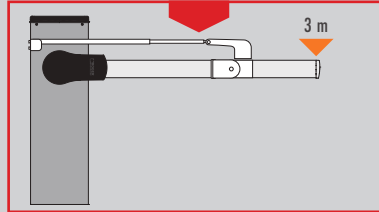
Bionik1PE version with boom from 3 m



not available for this version



not available for this version



boom with lower pivot point

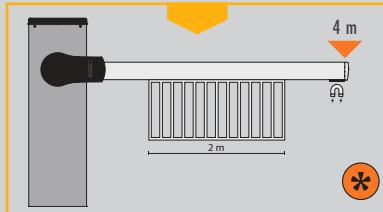


not available for this version



not available for this version

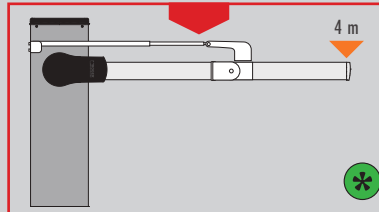
Bionik4HP version with boom from 4 m



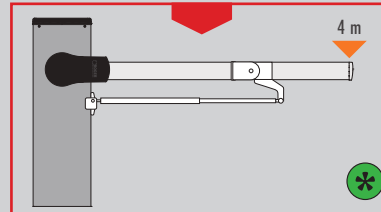
boom with drop skirt and magnet



not available for this version



boom with lower pivot point

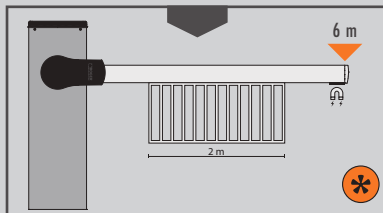


boom with upper pivot point

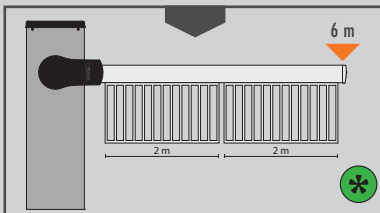


not available for this version


Bionik6 version with boom from 6 m




boom with drop skirt and magnet



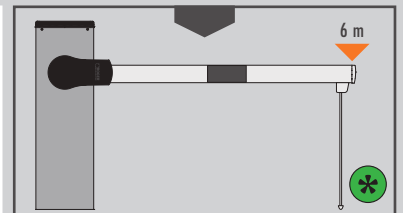
boom with twin drop skirt



not available for this version



not available for this version

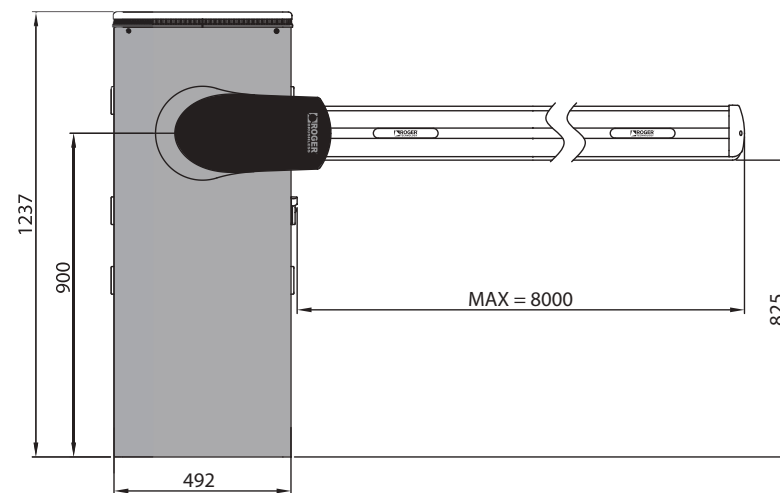
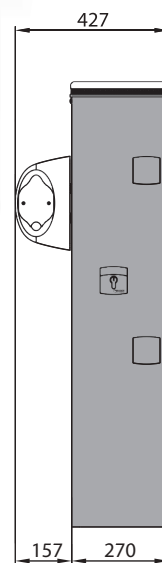
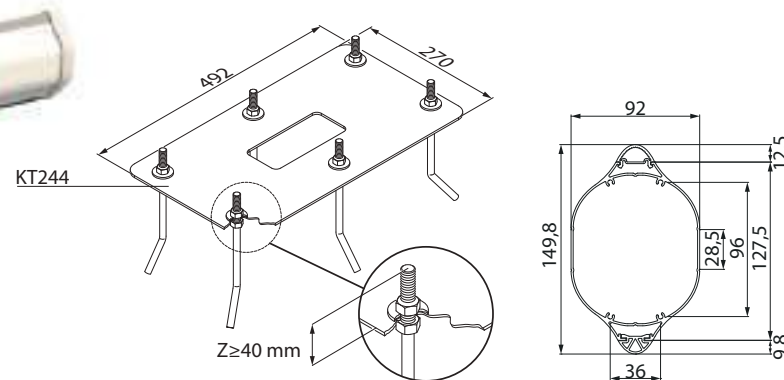


boom with internal joint
(option with mobile support)

SERIES BIONIK 8

Roger Technology automatic barriers represent the ideal solution for all automations used in residential, condominium, commercial and industrial car parks. Highly successful, the barriers for motorway car parks, are fast and integrated with **Vehicle Priority Systems**. The Bionik SERIES is dedicated for openings with boom arms from 4 m to 6 m in length.

DIMENSIONS & INSTALLATION



UNLESS OTHERWISE SPECIFIED, THE DIMENSIONS ARE IN MILLIMETERS




PRODUCT CODE	DESCRIPTION	NUMBER ITEMS PER PALLET	
BI/008 - BI/008/115	Automatic Barrier BRUSHLESS 36V DC super intensive use up to 8 meters, with operator and and built in digital control panel and absolute encoder on board.	4	






FEATURES	
MODEL	BI/008 - BI/008/115
Barriers	Up to 8 mt long
Power line supply	230V AC / 115V AC - 50Hz
Motor power supply	36V DC
Electrical absorption	max 18A
Power rating	300W
Frequency of use	Super intensive use
Torque	10 - 400 N m
Operating temperature	- 20 + 55 C°
Protection level	IP54
Reductor Type	Irreversible
Opening time	9 ÷ 29 (sec)
Onboard control unit	CTRL Digital Controller 36V DC
Encoder	Digital native encoder + magnetic digital SENSORED, 4096 PPR
Accessories power supply	24V DC
Colour	Cabinet: painted RAL9006 arabesque grey - Head: black arabesque silver painted - Boom support: black arabesque silver painted - Boom: painted RAL9010 matt
Release system	European Key cylinder
Batteries recovery	Available (optional)
BUS synchronization Master/Slave	Yes
Operating cycles per day (opening/closing - 24 hours no stop)	2500 cycles
Maximum dimension product in mm (L x W x H)	500 x 270 x 1237
Product weight packed (Kg)	104,7



ACCESSORIES INCLUDED

CODE	DESCRIPTION		BI/008 - BI/008/115
KT244	Fixing plate with stay bolts and screws for BI/008.		√

OPTIONAL ACCESSORIES
PRICE IN EURO

BAFS/01	Fixed support for bars.	120,00		√
BAFS/02	Fixing support, adjustable.	199,00		√
BAFS/03	Fixing support with bolt predisposition for bars.	120,00		√
BAFS/04	Fixing support adjustable, with bolt predisposition for bars.	199,00		√
BAFS/05	Adjustable fixed support with vandal-proof magnetic suction cup complete with B72/DGS demagnetizer card.	520,00		√

BAMS/01	Mobile support for bars.	118,00		✓
BAMS/01/EXT	Extension 20cm for mobile support BAMS/01.	23,00		✓
BA/128/4	White painted aluminum rod, 4 meters long, with LED cover profile and impact resisteng rubber profile.	450,00		✓
JNT/BA/128	Internal boom bar joint in anodized aluminum including fixing screws for bars BA/128 (mandatory 2 pieces per installation).	140,00		✓
BARK/02	Barrier skirting in aluminum, with stainless steel screws mounted on bronze bushings. Single module of length 2 meters.	212,00		✓
BI/BAT/KIT	Kit for emergency batteries charger for brushless digital controller CTRL 36V DC with plug-in card, with 2 recovery batteries 12V DC, 4.5 Ah. Kit for BIONIK barrier.	233,00		✓
BI/BCHP	Plug-in card, batteries charger, for brushless digital controller CTRL 36V DC, without recovery batteries, for BIONIK barrier.	70,00		✓
BT12V45	Battery 12V 4.5 Ah (1 pc).	73,00		✓

OPTIONAL ACCESSORIES
PRICE IN EURO

 BI/008 -
 BI/008/115

B71/PBX36/BOX	Hybrid inverter, "Network Assisted" version, for powering the automation. Also provides a battery-charger function thanks to the connection to the solar panels or mains supply for powering the 36V DC brushless digital controllers with a mains voltage of 230V AC.	859,00		✓
B71/PBX36/BOX/115	Hybrid inverter, "Network Assisted" version, for powering the automation. Also provides a battery-charger function thanks to the connection to the solar panels or mains supply for powering the 36V DC brushless digital controllers with a mains voltage of 115V AC.	859,00		✓
B71/PBX/BOX	Hybrid inverter, "Full Solar" version, for powering the automation. Also provides a battery-charger function thanks to the connection to the solar panels for powering the brushless digital controllers.	782,00		✓
CRA/BAR	Post for photocells G90/F2ES - G90/F4ES - for spaced installation on a barrier cabinet (+23cm).	25,00		✓
CRA/BAR/M90	Post for photocells M90/F2ESO - M90/F4ESO for spaced installation on a barrier cabinet (+23 cm).	27,00		✓
B73/EXP	Signal status board, 2 output for CTRL - CTRL/P	44,00		✓
B73/LTM	RGB boom light and traffic light control device for CTRL.	COMING SOON		✓
B74/BCONNECT	Module WI-FI B-CONNECT - Remote management and programming system in IP and CLOUD web browser mode via Wi-Fi hot spot P2P connection for Brushless control units (B70/2ML - EDGE1 - CTRL - CTRL/P - B70/1DCHP).	185,00		✓

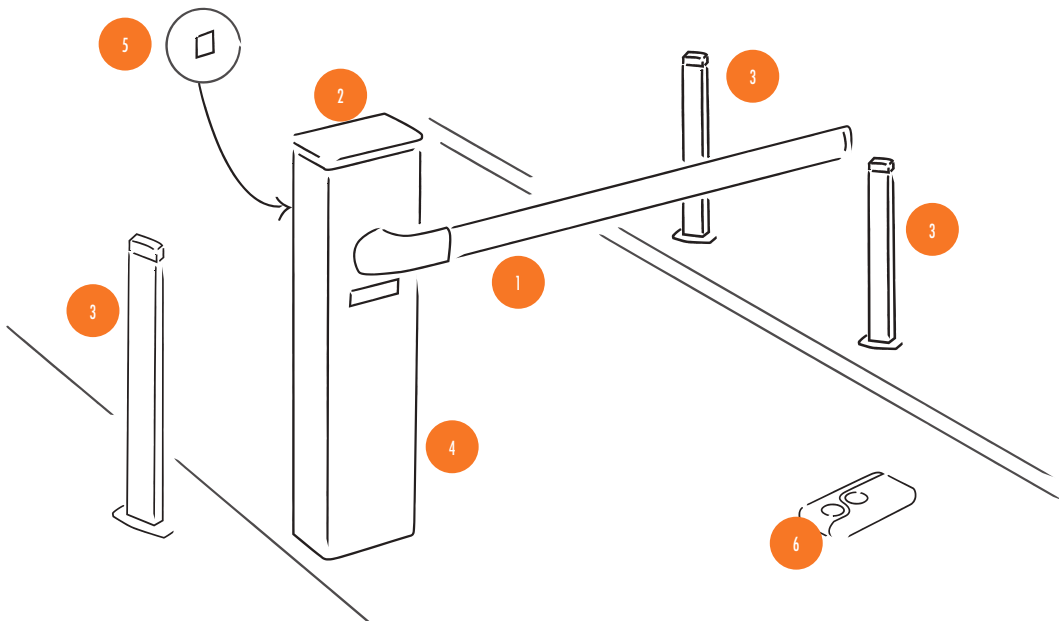
OPTIONAL ACCESSORIES
PRICE IN EURO

 BI/008 -
 BI/008/115

SP/85/AS/02	Assembly 2 spring diameter 85 mm for barriers.	650,00		✓
DLD1/24	Loop detector for 1 loop, 2 output, 24V AC/DC.	282,00		✓
DLD2/24	Loop detector for 2 loop, 2 output + output alarm, 24V AC/DC.	393,00		✓
KT239	Kit DIN rail with magnetic support.	73,00		✓
KT242	Cable passage kit with magnetic support for barriers.	35,00		✓
ALED/8C	8-metre LED strip with connection cable for barrier boom (red colour).	149,00		✓
ALED/8C/RGB	8-metre RGB LED strip with connection cable for barrier boom.	COMING SOON		✓
BI/BLED/8/RGB	RGB LED strip with connection cable for BI/008 barrier header.	COMING SOON		✓
R99/BASB20	Pack of 20 stickers for barrier.	22,50 PHOTOS ON THE PAGE 265		✓

CODES	TRANSMITTERS & RADIO RECEIVERS	PHOTOCELLS										FLASHING LIGHTS & ANTENNAS				KEY SELECTORS	KEYPAD SELECTORS	PHOTOCELLS COLUMNS																	
MOTORS	FOR ALL MODELS (EXCEPT R93/RX12A/I)	R90/F2ES	R90/F4ES	G90/F2ES	G90/F4ES	G90/F2ES/TRIX/TX	G90/F2ES/TRIX/RX	G90/F4ES/TRIX/TX	G90/F4ES/TRIX/RX	G90/F2ESI	G90/F4ESI	M90/F2ES	M90/F4ES	M90/F2ESO	M90/F4ESO	T90/F2S	T90/F4S	FIFTY/24	FIFTY/230	R92/LED24	R92/LED230	R91/ANT/LR1	R91/ANT/P1	FOR ALL MODELS	FOR ALL MODELS	CFT500	CFT501	TRIX50	TRIX100	TRIX50/G90	TRIX100/G90	CRA50	CRA100	CRA50/M90	CRA100/M90
BI/008 - BI/008/115	√		√		√			√	√		√		√		√		√		√		√	√	√	√	√	√	√	√	√	√	√	√	√	√	
SEE PAGE	194 - 192	200										198				212	205	216																	

INSTALLATION LAYOUT - SERIES BIONIK



INSTALLATION CONFIGURATION ELEMENTS

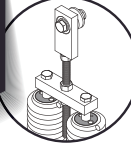
- 1 Barrier with integrated control unit
- 2 Integrated flashing lights
- 3 Photocell column
- 4 Photocells
- 5 Key or keypad control selector
- 6 Fixed or rolling code remote controls

BIONIK8 CONFIGURATIONS

CHOICE OF SPRING

The color of the frame corresponds to the different types of spring.

SP/85/AS/02



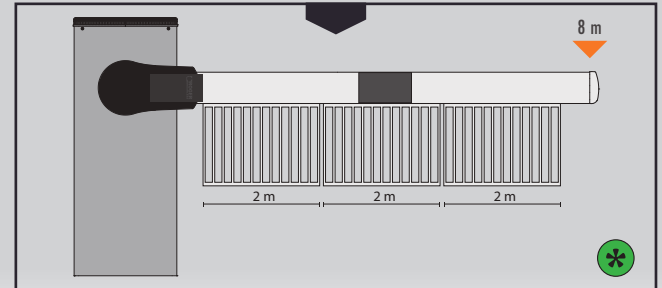
Boom from 8 m



boom with internal joint



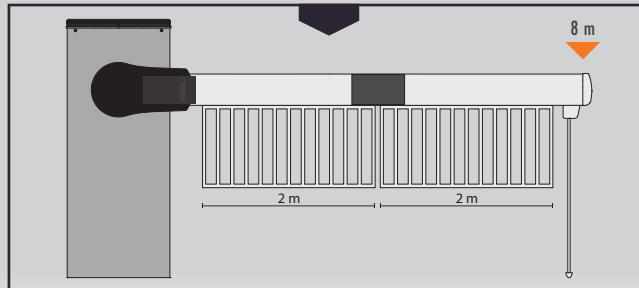
boom with internal joint and rest



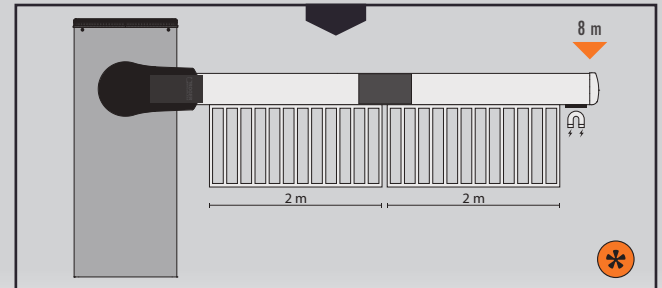
boom with internal joint and triple drop skirt



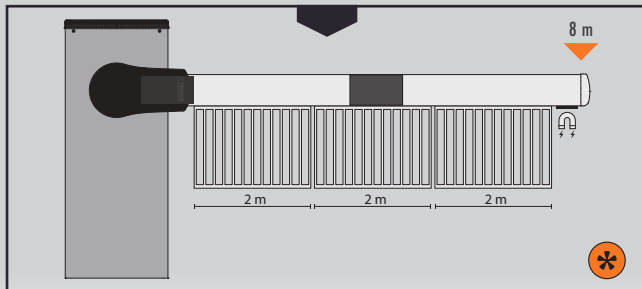
boom with internal joint and magnet



boom with internal joint and twin drop skirt and rest



boom with internal joint and twin drop skirt and magnet



boom with internal joint and triple drop skirt and magnet



FOR BOOM OF MORE THAN 4 M FIXED SUPPORT IS MANDATORY



THE ADJUSTABLE FIXED END REST WITH INTEGRATED MAGNET BAFS/05 MUST BE USED



OVERHEAD DOORS OVERVIEW



-  BRUSHLESS MOTOR
-  230V AC MOTOR
-  HIGH SPEED MOTOR



DOORS

OVERHEAD

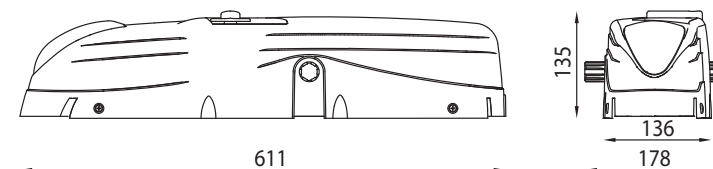
SERIES R41



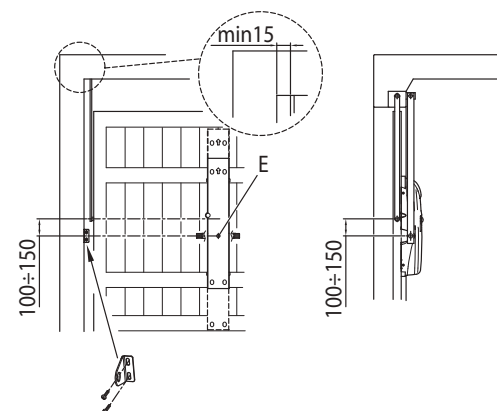
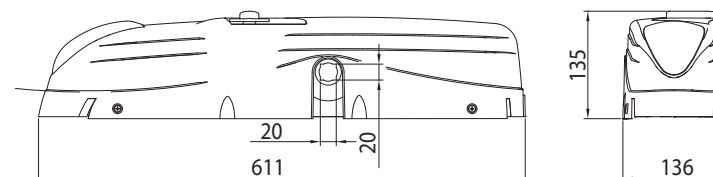
The automations of ROGER TECHNOLOGY for the overhead doors have been designed in different versions. Amazing for its beautiful design and efficient for each size of the different type of overhead doors, The R41 SERIES allow to open with ease the residential and condominium garage doors till to 12 m² of surface.





DIMENSIONS & INSTALLATION

BR41/830 - BR41/831 - R41/830 - R41/831 - R41/832 - R41/833







BR41/830/Q - BR41/831/Q



PRODUCT CODE	DESCRIPTION	NUMBER ITEMS PER PALLET	
BR41/830	Electromechanical BRUSHLESS motor, low voltage, super intensive use, for overhead doors up to 8 mq, without control unit, mechanical limit switch, version splined shaft (version for double motor installation).	50	
BR41/830/Q	Electromechanical BRUSHLESS motor, low voltage, super intensive use, for overhead doors up to 8 mq, without control unit, mechanical limit switch, version with square connection (version for double motor installation).	50	
BR41/831	Electromechanical BRUSHLESS motor, low voltage, super intensive use, for overhead doors up to 8 mq, with incorporated control unit B70/1B, mechanical limit switch, version splined shaft.	50	
BR41/831/Q	Electromechanical BRUSHLESS motor, low voltage, super intensive use, for overhead doors up to 8 mq, with incorporated control unit B70/1B, mechanical limit switch, version with square connection.	50	

FEATURES

MODEL	BR41/830 	BR41/830/Q 	BR41/831 	BR41/831/Q 
Max load size	8 mq	8 mq	8 mq	8 mq
Power line supply	230V AC - 50Hz	230V AC - 50Hz	230V AC - 50Hz	230V AC - 50Hz
Motor power supply	24V	24V	24V	24V
Power rating	150W	150W	150W	150W
Frequency of use	Intensive use 	Intensive use 	Intensive use 	Super intensive use 
Torque	50 - 380 N m	50 - 380 N m	50 - 380 N m	50 - 380 N m
Operating temperature	-20+55°C	-20+55°C	-20+55°C	-20+55°C
Protection level	IP40	IP40	IP40	IP40
Reductor Type	Irreversible	Irreversible	Irreversible	Irreversible
Manoeuvre speed	1,3 - 2,2 Rpm	1,3 - 2,2 Rpm	1,3 - 2,2 Rpm	1,3 - 2,2 Rpm
Opening time	Adjustable	Adjustable	Adjustable	Adjustable
Limit switch	Microswitch in opening and closing	Microswitch in opening and closing	Microswitch in opening and closing	Microswitch in opening and closing
Recommended digital controllers	It works exclusively with B70/2B/BOX	It works exclusively with B70/2B/BOX	-	-
Onboard control unit	-	-	B70/1B	B70/1B
Encoder	Digital native encoder SENSORLESS 48 PPR	Digital native encoder SENSORLESS 48 PPR	Digital native encoder SENSORLESS 48 PPR	Digital native encoder + magnetic digital SENSORED, 4096 PPR
Type output shaft	Splined shaft z6 UNI 221	Square connection 20x20mm	Splined shaft z6 UNI 221	Square connection 20x20mm
Operating cycles per day (opening/closing - 24 hours no stop)	800	800	800	800
Maximum dimension product in mm (L x W x H)	611 x 178 x 135	611 x 178 x 135	611 x 178 x 135	611 x 178 x 135
Product weight packed (Kg)	8,7	8,4	10,7	10,3

PRODUCT CODE	DESCRIPTION	NUMBER ITEMS PER PALLET	
R41/830	Electromechanical motor 230V AC irreversible ideal for overhead doors up to 8 mq. Fast, without control unit and with mechanical limit switch.	50	
R41/831	Electromechanical motor 230V AC irreversible ideal for overhead doors up to 8 mq. Fast, with control unit series H70 with slow down, encoder and mechanical limit switch.	50	
R41/832	Electromechanical motor 230V AC irreversible ideal for overhead doors up to 8 mq. Slow, without control unit and with mechanical limit switch.	50	
R41/833	Electromechanical motor 230V AC irreversible ideal for overhead doors up to 8 mq. Slow, with control unit series H70 with slow down, encoder and mechanical limit switch.	50	

FEATURES				
MODEL	R41/830	R41/831	R41/832	R41/833
Max load size	8 mq	8 mq	8 mq	8 mq
Power line supply	230V AC - 50Hz	230V AC - 50Hz	230V AC - 50Hz	230V AC - 50Hz
Motor power supply	230V AC	230V AC	230V AC	230V AC
Power rating	200W	200W	180W	180W
Frequency of use	40%	40%	30%	30%
Torque	380 N m	380 N m	250 N m	250 N m
Operating temperature	-20+55°C	-20+55°C	-20+55°C	-20+55°C
Protection level	IP40	IP40	IP40	IP40
Reductor Type	Irreversible	Irreversible	Irreversible	Irreversible
Manoeuvre speed	1,5 Rpm	1,5 Rpm	1 Rpm	1 Rpm
Opening time	Adjustable	Adjustable	Adjustable	Adjustable
Motor thermal protection	150°C	150°C	150°C	150°C
Incorporated condenser	10 µF	10 µF	10 µF	10 µF
Limit switch	Microswitch in opening and closing	Microswitch in opening and closing	Microswitch in opening and closing	Microswitch in opening and closing
Onboard control unit	-	H70/104AC	-	H70/104AC
Encoder	-	Optical	-	Optical
Maximum dimension product in mm (L x W x H)	611 x 178 x 135	611 x 178 x 135	611 x 178 x 135	611 x 178 x 135
Product weight packed (Kg)	9,6	10,3	10	10,8

OPTIONAL ACCESSORIES

CODE	DESCRIPTION	BR41/830	BR41/830/Q	BR41/831	BR41/831/Q	R41/830	R41/831	R41/832	R41/833
LT306	Pair of drive shafts L 200 mm complete with support.	√		√		√	√	√	√
LT307	Pair of drive shafts L 1500 mm complete with support.	√		√		√	√	√	√
LT308	Pair of drive shafts L 2000 mm complete with support.	√		√		√	√	√	√
LT308Q	Pair of drive shafts L 2000 mm, version square connection.		√		√				
LT321	Shaft support for R41 series.	√		√		√	√	√	√
LT325	Mounting accessories for driving device with square transmission tube.		√		√				
LT326	Drive shaft L 3000 mm, version square connection.		√		√				
B71/PBX24/BOX	Hybrid inverter, "Network Assisted" version, for powering the automation. Also provides a battery-charger function thanks to the connection to the solar panels or mains supply for powering the 24V DC brushless digital controllers with a mains voltage of 230V AC.	√	√						
B71/PBX24/BOX/115	Hybrid inverter, "Network Assisted" version, for powering the automation. Also provides a battery-charger function thanks to the connection to the solar panels or mains supply for powering the 24V DC brushless digital controllers with a mains voltage of 115V AC.	√	√						
B71/PBX/BOX	Hybrid inverter, "Full Solar" version, for powering the automation. Also provides a battery-charger function thanks to the connection to the solar panels for powering the brushless digital controllers.	√	√						
LT304	Pair of short telescopic arms 600 mm with splined bushing and plate for welding on.	√		√		√	√	√	√
LT304Q	Pair of short telescopic arms 600 mm version square connection and plate for welding on.		√		√				
LT305	Pair of long telescopic arms 800 mm with splined bushing and plate for welding on.	√		√		√	√	√	√
LT305Q	Pair of long telescopic arms 800 mm version square connection and plate for welding on.		√		√				
LT309	Pair of short telescopic arms 600 mm with cylindrical bushing and plate for welding on.	√		√		√	√	√	√
LT310	Pair of long telescopic arms 800 mm with cylindrical bushing and plate for welding on.	√		√		√	√	√	√
LT311	Pair of short telescopic arms 600 mm with plate for welding on.	√	√	√	√	√	√	√	√
LT312	Pair of long telescopic arms 800 mm with plate for welding on.	√	√	√	√	√	√	√	√
LT313	Rough splined bushing for welding on.	√		√		√	√	√	√
LT322	Pair long curved telescopic arms 800 mm with cylindrical bushing and plate for welding on.	√		√		√	√	√	√
LT322Q	Pair long curved telescopic arms 800 mm version square connection and plate for welding on.		√		√				
LT323	Pair long curved telescopic arms 800 mm with splined bushing and plate for welding on.	√		√		√	√	√	√
RL653	Kit for release from outside with key and extension.	√	√	√	√	√	√	√	√
RL656	Kit for release from outside with key (variable key code).	√	√	√	√	√	√	√	√
RL657	Kit for release from outside without handle for R41 series.	√	√	√	√	√	√	√	√
RL662	Kit for release from outside with key (fixed key code KA3001).	√	√	√	√	√	√	√	√
KT216	Supporting plate L.619 mm for R41 series.	√	√	√	√	√	√	√	√
KT217	Fixing plate L.2000 mm for R41 series.	√	√	√	√	√	√	√	√
R99/C/001AL	Signboard "Automatic Opening" Aluminium version.	√	√	√	√	√	√	√	√
R99/C/001	Signboard "Automatic Opening".	√	√	√	√	√	√	√	√

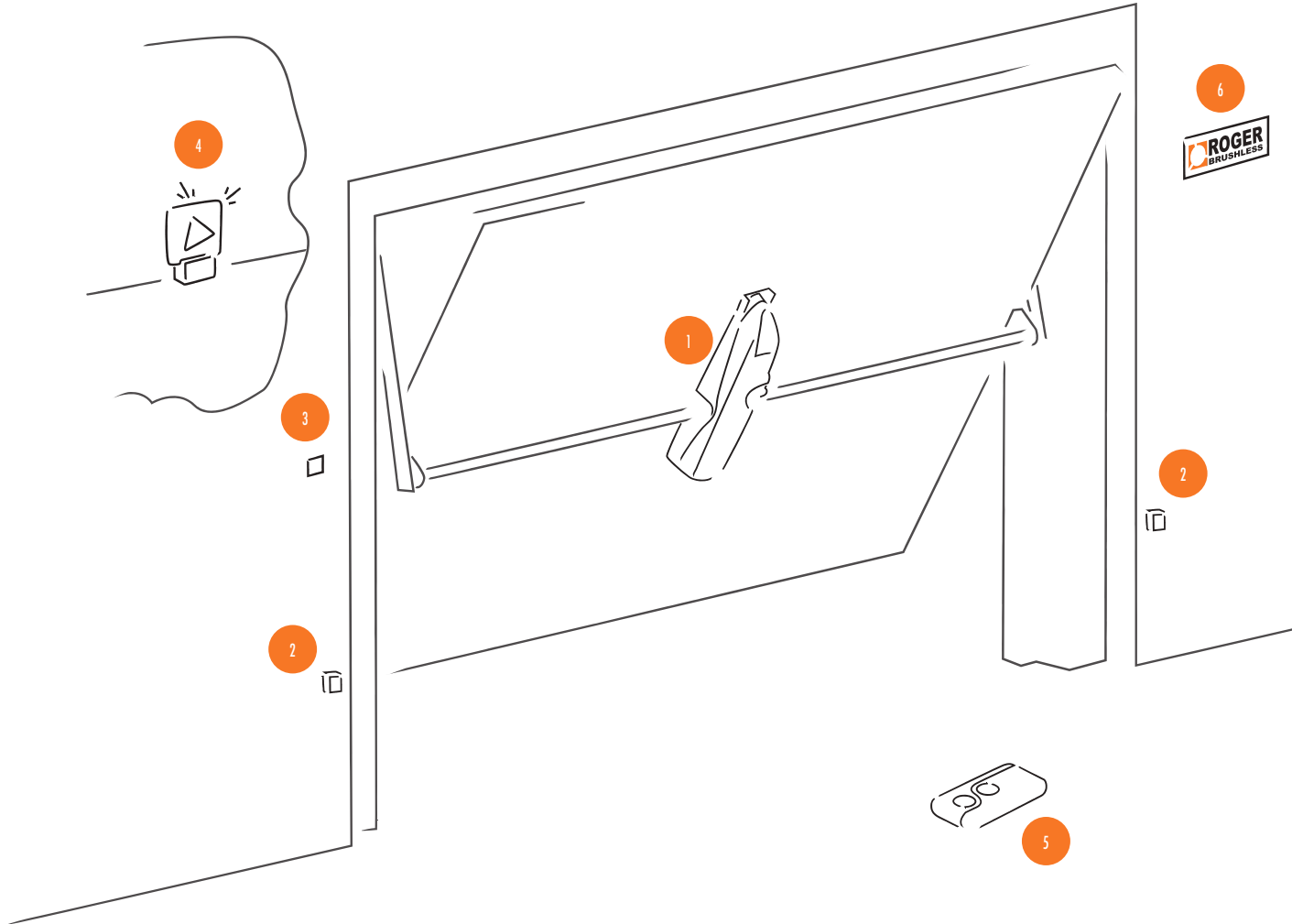


Compatibility Table with Series R41

MOTORS	TRANSMITTERS & RADIO RECEIVERS	PHOTOCELLS												FLASHING LIGHTS & ANTENNAS				KEY SELECTORS	KEYPAD SELECTORS	PHOTOCELLS COLUMNS																		
		R90/F2ES	R90/F4ES	G90/F2ES	G90/F4ES	G90/F2ES/TRIX/TX	G90/F2ES/TRIX/RX	G90/F4ES/TRIX/TX	G90/F4ES/TRIX/RX	G90/F2ESI	G90/F4ESI	M90/F2ES	M90/F4ES	M90/F2ESO	M90/F4ESO	T90/F2S	T90/F4S	FIFTY/24	FIFTY/230	R92/LED24	R92/LED230	R91/ANT/LR1	R91/ANT/P1	FOR ALL MODELS	FOR ALL MODELS	CFT500	CFT501	TRIX50	TRIX100	TRIX50/G90	TRIX100/G90	CRA50	CRA100	CRA50/M90	CRA100/M90			
BR41/830	√	√	√	√	√	√	√	√	√	√	√	√	√	√	√	√	√	√	√	√	√	√	√	√	√	√	√	√	√	√	√	√	√	√	√	√		
BR41/830/Q	√	√	√	√	√	√	√	√	√	√	√	√	√	√	√	√	√	√	√	√	√	√	√	√	√	√	√	√	√	√	√	√	√	√	√	√		
BR41/831	√	√	√	√	√	√	√	√	√	√	√	√	√	√	√	√	√	√	√	√	√	√	√	√	√	√	√	√	√	√	√	√	√	√	√	√	√	
BR41/831/Q	√	√	√	√	√	√	√	√	√	√	√	√	√	√	√	√	√	√	√	√	√	√	√	√	√	√	√	√	√	√	√	√	√	√	√	√	√	√



MOTORS	TRANSMITTERS & RADIO RECEIVERS	PHOTOCELLS												FLASHING LIGHTS & ANTENNAS				KEY SELECTORS	KEYPAD SELECTORS	PHOTOCELLS COLUMNS																				
		R90/F2ES	R90/F4ES	G90/F2ES	G90/F4ES	G90/F2ES/TRIX/TX	G90/F2ES/TRIX/RX	G90/F4ES/TRIX/TX	G90/F4ES/TRIX/RX	G90/F2ESI	G90/F4ESI	M90/F2ES	M90/F4ES	M90/F2ESO	M90/F4ESO	T90/F2S	T90/F4S	FIFTY/24	FIFTY/230	R92/LED24	R92/LED230	R91/ANT/LR1	R91/ANT/P1	FOR ALL MODELS	FOR ALL MODELS	CFT500	CFT501	TRIX50	TRIX100	TRIX50/G90	TRIX100/G90	CRA50	CRA100	CRA50/M90	CRA100/M90					
R41/830	√	√	√	√	√	√	√	√	√	√	√	√	√	√	√	√	√	√	√	√	√	√	√	√	√	√	√	√	√	√	√	√	√	√	√	√	√	√		
R41/831	√	√	√	√	√	√	√	√	√	√	√	√	√	√	√	√	√	√	√	√	√	√	√	√	√	√	√	√	√	√	√	√	√	√	√	√	√	√	√	
R41/832	√	√	√	√	√	√	√	√	√	√	√	√	√	√	√	√	√	√	√	√	√	√	√	√	√	√	√	√	√	√	√	√	√	√	√	√	√	√	√	√
R41/833	√	√	√	√	√	√	√	√	√	√	√	√	√	√	√	√	√	√	√	√	√	√	√	√	√	√	√	√	√	√	√	√	√	√	√	√	√	√	√	√
SEE PAGE	194 - 192	200												198				212	205	216																				



INSTALLATION CONFIGURATION ELEMENTS

- 1 Gearmotor for overhead doors
- 2 Pair of photocells
- 3 Key or keypad control selector
- 4 LED flashing light with integrated antenna
- 5 Fixed or rolling code remote controls
- 6 Signboards



ACCESSORIES & SECURITY OVERVIEW

CONTROL UNITS	178	DECODER CARD	209
KIT CONTROL UNITS	186	CONNECTION MODULES	210
POWER BOX	190	KEY SELECTORS	212
RADIO RECEIVERS	192	SAFETY EDGES	214
TRASMITTERS	194	PHOTOCELL COLUMN	216
ANTENNAS AND FLASHING LIGHTS	198	SIGNBOARDS	218
PHOTOCELLS	200	ACCESSORIES COMPATIBILITY TABLES	219
KEYPAD SELECTORS	205	ACCESSORIES LIST	223



CONTROL UNIT

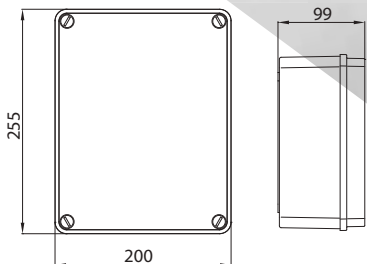


ACCESSORIES & SECURITY

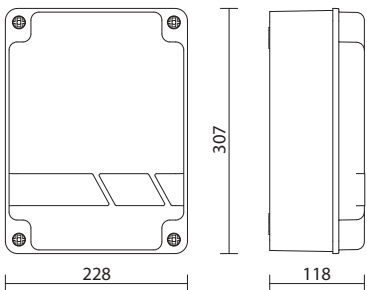
Control Units

SERIES H70

H70/105AC/BOX



H70/200AC/BOX



PRODUCT CODE	DESCRIPTION	NUMBER ITEMS PER PALLET
H70/105AC/BOX	Control unit for 1 motor 230V AC 50/60Hz with slow down. For universal use, in plastic box.	50

PRODUCT CODE	DESCRIPTION	NUMBER ITEMS PER PALLET
H70/200AC/BOX	Control unit for 2 motors 230V AC with slow down, with plastic box.	50
KIT H70/21	Electronic kit with control unit H70/200AC for 2 motors, with wall antenna and without flashing light.	49
KIT H70/22	Electronic kit with control unit H70/200AC for 2 motors, with T80/TX2 remote control.	49

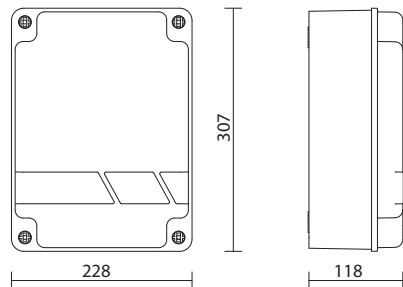
FEATURES

MODEL	H70/105AC/BOX	H70/200AC/BOX	KIT H70/21	KIT H70/22
Power line supply	230V AC - 50Hz	230V AC - 50Hz	230V AC - 50Hz	230V AC - 50Hz
Operating temperature	-10+55 C°	-10+55 C°	-10+55 C°	-10+55 C°
Protection level	IP56	IP54	IP54	IP54
N. motors activated	1 asynchronous monophase	2 asynchronous monophase	2 asynchronous monophase	2 asynchronous monophase
Max power per motor	600W (230V AC)	600W 230Vac	600W 230Vac	600W 230Vac
Max courtesy light charge	100W 230Vac - 25W 24Vac/dc	100W (12-230V ac/dc)	100W (12-230V ac/dc)	100W (12-230V ac/dc)
Max power gate open light	2W 24Vac	2W 24Vac	2W 24Vac	2W 24Vac
Max voltage accessories output	300mA - 24Vcc	350mA 24Vac (500mA 24Vcc)	350mA 24Vac (500mA 24Vcc)	350mA 24Vac (500mA 24Vcc)
Max flashing light charge	440W 230Vac - 25W 24Vac/dc	40W (12-230V ac/dc)	40W (12-230V ac/dc)	40W (12-230V ac/dc)
Maximum dimension product in mm (L x W x H)	200 x 255 x 99	228 x 307 x 118	228 x 307 x 118	228 x 307 x 118
Product weight packed (Kg)	2	2,1	2,4	2,8

UNLESS OTHERWISE SPECIFIED, THE DIMENSIONS ARE IN MILLIMETERS

Control Units

SERIES R70



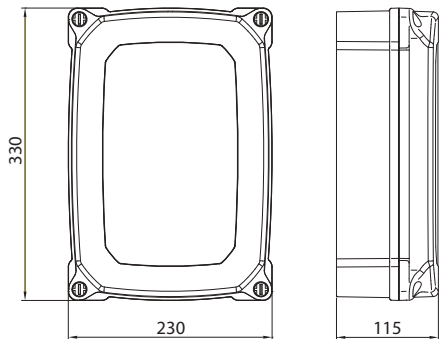
PRODUCT CODE	DESCRIPTION	NUMBER ITEMS PER PALLET
R70/2AC/BOX	Control unit for 2 motors 230V AC, with plastic box.	50

FEATURES	
MODEL	R70/2AC/BOX
Power line supply	230V AC - 50Hz
Operating temperature	-10+55 C°
Protection level	IP54
N. motors activated	2 asynchronous monophase
Max power per motor	400W 230Vac
Max courtesy light charge	100W 230Vac
Max power gate open light	2W 24Vac
Max voltage accessories output	300 mA 24Vac
Max flashing light charge	40W 230Vac
Maximum dimension product in mm (L x W x H)	228 x 307 x 118
Product weight packed (Kg)	3,1

SEE COMPATIBILITY TABLE ON PAGE 219

Control Units

SERIES B70



PRODUCT CODE	DESCRIPTION	NUMBER ITEMS PER PALLET
B70/2B/BOX	Digital control 24V ONLY for 2 overhead doors automations BRUSHLESS (Cod. BR41/830 or BR41/830/Q), with plastic box.	50
B70/2DC/BOX	Digital control 24V for 2 BRUSHLESS motor, with plastic box.	50
B70/2DC/BOX/115	Digital control 24V for 2 BRUSHLESS motor, with plastic box, for line power supply 115V.	50
KIT B70/20	Electronic kit with digital controller 24V B70/2DC/BOX for 2 motors BRUSHLESS.	49
B70/2ML/BOX	Digital control 24V for 2 BRUSHLESS motor, with plastic box.	50
B70/2ML/BOX/115	Digital control 24V for 2 BRUSHLESS motor, with plastic box, for line power supply 115V.	50
KIT B70/2ML/20	Electronic kit with digital controller 24V B70/2ML/BOX for 2 motors BRUSHLESS.	49
KIT B70/2ML/21	Electronic kit with digital controller 24V B70/2ML/BOX for 2 motors BRUSHLESS, with wall antenna and without flashing light.	49

UNLESS OTHERWISE SPECIFIED, THE DIMENSIONS ARE IN MILLIMETERS

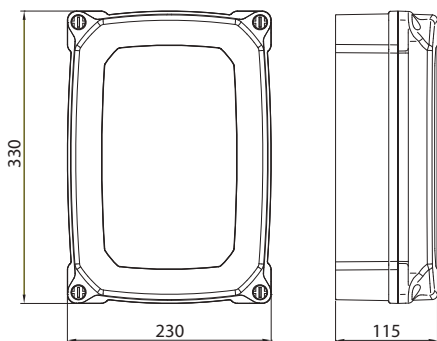
SEE COMPATIBILITY TABLE ON PAGE 219

FEATURES

MODEL	B70/2B/BOX	B70/2DC/BOX	B70/2DC/BOX/115	KIT B70/20	B70/2ML/BOX	B70/2ML/BOX/115	KIT B70/2ML/20	KIT B70/2ML/21
Power line supply	230V AC - 50 Hz	230V AC - 50 Hz	115V AC - 60Hz	230V AC - 50Hz	230V AC - 50 Hz	115V AC - 60Hz	230V AC - 50 Hz	230V AC - 50 Hz
Operating temperature	-10+55 C°	-10+55 C°	-10+55 C°	-10+55°C	-10+55 C°	-10+55 C°	-10+55 C°	-10+55 C°
Protection level	IP54	IP54	IP54	IP54	IP54	IP54	IP54	IP54
N. motors activated	2 Brushless motor BR41/830 or BR41/830/Q	2 Brushless motor	2 Brushless motor	2 Brushless motor	2 Brushless motor	2 Brushless motor	2 Brushless motor	2 Brushless motor
Max power per motor	200W	110W	110W	110W	110W	110W	110W	110W
Max courtesy light charge	2x5 W (24V DC)	100W 230V AC - 40W 24V AC/DC	100W 230V AC - 40W 24V AC/DC	100W 230V AC - 40W 24VAC/DC	100W 230V AC - 40W 24V AC/DC	100W 230V AC - 40W 24V AC/DC	100W 230V AC - 40W 24V AC/DC	100W 230V AC - 40W 24V AC/DC
Max power gate open light	3W (24V DC)	3W (24V DC)	3W (24V DC)	3W (24V DC)	3W (24V DC)	3W (24V DC)	3W (24V DC)	3W (24V DC)
Max voltage accessories output	10W (24V DC)	10W (24V DC)	10W (24V DC)	10W (24V DC)	10W (24V DC)	10W (24V DC)	10W (24V DC)	10W (24V DC)
Electrical-Lock max power	15W (12Vdc)	15W (12V DC)	15W (12V DC)	15W (12V DC)	15W (12V DC)	15W (12V DC)	15W (12V DC)	15W (12V DC)
Flash light voltage	24V DC	24V DC	24V DC	24V DC	24V DC	24V DC	24V DC	24V DC
Max flashing light charge	25W	25W	25W	25W	25W	25W	25W	25W
Battery	Optional	Optional	Optional	Optional	Optional	Optional	Optional	Optional
Maximum dimension product in mm (L x W x H)	330 x 230 x 115	330 x 230 x 115	330 x 230 x 115	330 x 230 x 115	330 x 230 x 115	330 x 230 x 115	330 x 230 x 115	330 x 230 x 115
Product weight packed (Kg)	4,5	4,5	4	5,3	4,5	4	5,3	4,8



SERIES EDGE1



Control Units

PRODUCT CODE	DESCRIPTION	NUMBER ITEMS PER PALLET
EDGE1/BOX	Digital control 36V for 2 BRUSHLESS motor, with plastic box.	50
EDGE1/BOX/115	Digital control 36V for 2 BRUSHLESS motor, with plastic box, for line power supply 115V.	50
KIT EDGE1/20	Electronic kit with digital controller 36V EDGE1/BOX for 2 motors BRUSHLESS.	49
KIT EDGE1/21	Electronic kit with digital controller 36V EDGE1/BOX for 2 motors BRUSHLESS, with wall antenna and without flashing light.	49

FEATURES				
MODEL	EDGE1/BOX	EDGE1/BOX/115	KIT EDGE1/20	KIT EDGE1/21
Power line supply	230V AC - 50 Hz	115V AC - 60Hz	230V AC - 50 Hz	230V AC - 50 Hz
Operating temperature	-10+55 C°	-10+55 C°	-10+55 C°	-10+55 C°
Protection level	IP54	IP54	IP54	IP54
N. motors activated	2 Brushless Motor	2 Brushless Motor	2 Brushless Motor	2 Brushless Motor
Max power per motor	250W	250W	250W	250W
Max courtesy light charge	100W 230V AC - 40W 24V AC/DC	100W 230V AC - 40W 24V AC/DC	100W 230V AC - 40W 24V AC/DC	100W 230V AC - 40W 24V AC/DC
Max power gate open light	3W (24V DC)	3W (24V DC)	3W (24V DC)	3W (24V DC)
Max voltage accessories output	20W (24V DC)	20W (24V DC)	20W (24V DC)	20W (24V DC)
Electrical-Lock max power	15W (12V DC)	15W (12V DC)	15W (12V DC)	15W (12V DC)
Flash light voltage	24V DC	24V DC	24V DC	24V DC
Max flashing light charge	25W	25W	25W	25W
Battery	Optional	Optional	Optional	Optional
Maximum dimension product in mm (L x W x H)	330 x 230 x 115	330 x 230 x 115	330 x 230 x 115	330 x 230 x 115
Product weight packed (Kg)	5,8	5,8	6,3	5,9

UNLESS OTHERWISE SPECIFIED, THE DIMENSIONS ARE IN MILLIMETERS

SEE COMPATIBILITY TABLE ON PAGE 219

ACCESSORIES

H70

B70

H70/EL



B71/BC/INT



B71/BC/EXT



B71/BC/BOX



OPTIONAL ACCESSORIES			
CODE	DESCRIPTION		H70/200AC/BOX
H70/EL	Electric lock module 12V for control unit H70/200AC - H70/104AC - H70/105AC.		√

OPTIONAL ACCESSORIES							
CODE	DESCRIPTION		B70/2B/BOX	B70/2DC/BOX	B70/2DC/BOX/115	B70/2ML/BOX	B70/2ML/BOX/115
B71/BC/INT	Kit for emergency batteries charger for Brushless digital controller B70/2DC/BOX 24V DC with plug-in cord, with 2 recovery batteries 12V DC, 1,2 Ah. Box case included.		√	√	√	√	√
B71/BC/EXT	Kit for emergency batteries charger for Brushless digital controller B70/2DC/BOX 24V DC with plug-in card, with 2 recovery batteries 12V DC, 4.5 Ah. Box case included.		√	√	√	√	√
B71/BC/BOX	Kit for emergency batteries charger for Brushless digital controller B70/2DC/BOX 24V DC. Box case included and without recovery batteries.		√	√	√	√	√
B71/PBX24/BOX	Hybrid inverter, "Network Assisted" version, for powering the automation. Also provides a battery-charger function thanks to the connection to the solar panels or mains supply for powering the 24V DC brushless digital controllers with a mains voltage of 230V AC.		√	√	√	√	√
B71/PBX24/BOX/115	Hybrid inverter, "Network Assisted" version, for powering the automation. Also provides a battery-charger function thanks to the connection to the solar panels or mains supply for powering the 24V DC brushless digital controllers with a mains voltage of 115V AC.		√	√	√	√	√
B71/PBX/BOX	Hybrid inverter, "Full Solar" version, for powering the automation. Also provides a battery-charger function thanks to the connection to the solar panels for powering the brushless digital controllers.		√	√	√	√	√
B74/BCONNECT	Module WI-FI B-CONNECT - Remote management and programming system in IP and CLOUD web browser mode via Wi-Fi hot spot P2P connection for Brushless control units (B70/2ML - EDGE1 - CTRL - CTRL/P - B70/1DCHP).					√	√

ACCESSORIES EDGE

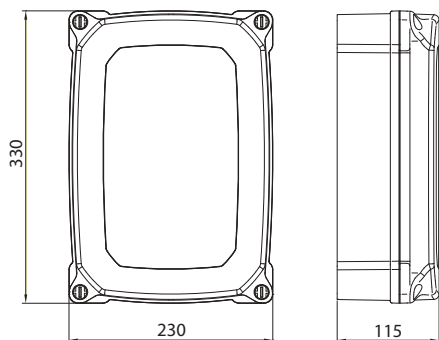
Control Units



B71/BCHP/EXT

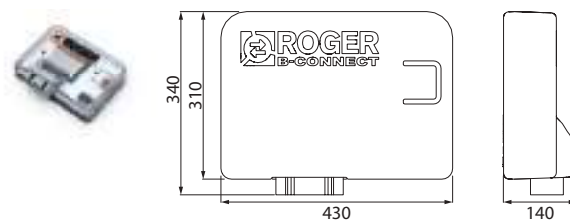


B71/BCHP/BOX



OPTIONAL ACCESSORIES				
CODE	DESCRIPTION		EDGE1/BOX	EDGE1/BOX/115
B71/BCHP/EXT	Kit for emergency batteries charger for Brushless digital controller EDGE1/BOX - B70/1DCHP 36V DC with plug-in card, with 2 recovery batteries 12V DC, 4.5 Ah. Box case included.		√	√
B71/BCHP/BOX	Kit for emergency batteries charger for Brushless digital controller EDGE1/BOX - B70/1DCHP 36V DC. Box case included and without recovery batteries.		√	√
B71/PBX36/BOX	Hybrid inverter, "Network Assisted" version, for powering the automation. Also provides a battery-charger function thanks to the connection to the solar panels or mains supply for powering the 36V DC brushless digital controllers with a mains voltage of 230V AC.		√	√
B71/PBX36/BOX/115	Hybrid inverter, "Network Assisted" version, for powering the automation. Also provides a battery-charger function thanks to the connection to the solar panels or mains supply for powering the 36V DC brushless digital controllers with a mains voltage of 115V AC.		√	√
B71/PBX/BOX	Hybrid inverter, "Full Solar" version, for powering the automation. Also provides a battery-charger function thanks to the connection to the solar panels for powering the brushless digital controllers.		√	√
B74/BCONNECT	Module WI-FI B-CONNECT - Remote management and programming system in IP and CLOUD web browser mode via Wi-Fi hot spot P2P connection for Brushless control units (B70/2ML - EDGE1 - CTRL - CTRL/P - B70/1DCHP).		√	√

B74/BCONNECT



KIT H70 B70



PRODUCT CODE	DESCRIPTION	NUMBER ITEMS PER PALLET		WEIGHT
KIT H70/21	Electronic kit with control unit H70/200AC for 2 motors, with wall antenna and without flashing light.	49		*
KIT H70/22	Electronic kit with control unit H70/200AC for 2 motors, with T80/TX2 remote control.	49		*

PRODUCT CODE	DESCRIPTION	NUMBER ITEMS PER PALLET		WEIGHT
KIT B70/20	Electronic kit with digital controller 24V B70/2DC/BOX for 2 motors BRUSHLESS.	49		*
KIT B70/2ML/20	Electronic kit with digital controller 24V B70/2ML/BOX for 2 motors BRUSHLESS.	49		*
KIT B70/2ML/21	Electronic kit with digital controller 24V B70/2ML/BOX for 2 motors BRUSHLESS, with wall antenna and without flashing light.	49		*

* REFER TO THE INSTALLATION LIMITS

KIT COMPOSITION

CONTROL UNIT	RADIO RECEIVERS	TRANSMITTERS	PHOTOCELLS	FLASHING LIGHTS AND AND ANTENNAS	SIGNBOARDS	ACCESSORIES INCLUDED	STANDARD ACC
H70/200AC/BOX - 1pcs 	H93/RX22A/1 - 1pcs 	T80/TX2 - 2pcs 	R90/F2ES - 1pcs 	R91/AN1/P1 - 1pcs 	R99/C/001 - 1pcs 		SEE PAGE
H70/200AC/BOX - 1pcs 	H93/RX22A/1 - 1pcs 	T80/TX2 - 2pcs 	R90/F2ES - 1pcs 	FITIM/230 - 1pcs 	R99/C/001 - 1pcs 		SEE PAGE
DIGITAL CONTROLLER BRUSHLESS	RADIO RECEIVERS	TRANSMITTERS	PHOTOCELLS	FLASHING LIGHTS AND AND ANTENNAS	SIGNBOARDS	ACCESSORIES INCLUDED	STANDARD ACC
B70/2DC/BOX - 1pcs 	H93/RX22A/1 - 1pcs 	SYNUS/2 - 2pcs 	R90/F4ES - 1pcs 	FITIM/24 - 1pcs 	R99/C/001 - 1pcs 		SEE PAGE
B70/2MI/BOX - 1pcs 	H93/RX22A/1 - 1pcs 	SYNUS/2 - 2pcs 	R90/F4ES - 1pcs 	FITIM/24 - 1pcs 	R99/C/001 - 1pcs 		SEE PAGE
B70/2MI/BOX - 1pcs 	H93/RX22A/1 - 1pcs 	SYNUS/2 - 2pcs 	R90/F4ES - 1pcs 	R91/AN1/P1 - 1pcs 	R99/C/001 - 1pcs 		SEE PAGE













KIT EDGE



PRODUCT CODE	DESCRIPTION	NUMBER ITEMS PER PALLET		WEIGHT
KIT EDGE1/20	Electronic kit with digital controller 36V EDGE1/BOX for 2 motors BRUSHLESS.	49		*
KIT EDGE1/21	Electronic kit with digital controller 36V EDGE1/BOX for 2 motors BRUSHLESS, with wall antenna and without flashing light.	49		*

* REFER TO THE INSTALLATION LIMITS

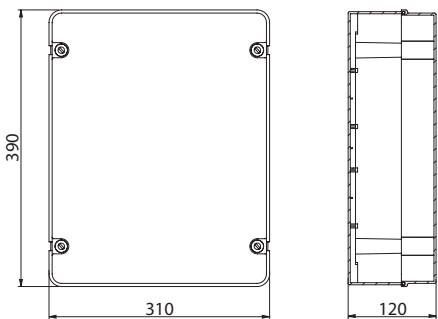
KIT COMPOSITION

DIGITAL CONTROLLER BRUSHLESS	RADIO RECEIVERS	TRANSMITTERS	PHOTOCELLS	FLASHING LIGHTS AND ANTENNAS	SIGNBOARDS	ACCESSORIES INCLUDED	STANDARD ACC
EDGE1/BOX - 1pcs 	H93/RX22A/1 - 1pcs 	SYNUS/2 - 2pcs 	R90/F4ES - 1pcs 	FIFTHY/24 - 1pcs 	R99/C/001 - 1pcs 		SEE PAGE
EDGE1/BOX - 1pcs 	H93/RX22A/1 - 1pcs 	SYNUS/2 - 2pcs 	R90/F4ES - 1pcs 	R91/AN1/P1 - 1pcs 	R99/C/001 - 1pcs 		SEE PAGE

Power Box

SERIES POWER BOX

POWER BOX



PRODUCT CODE	DESCRIPTION	NUMBER ITEMS PER PALLET
B71/PBX/BOX	Hybrid inverter, "Full Solar" version, for powering the automation. Also provides a battery-charger function thanks to the connection to the solar panels for powering the brushless digital controllers.	30
B71/PBX24/BOX	Hybrid inverter, "Network Assisted" version, for powering the automation. Also provides a battery-charger function thanks to the connection to the solar panels or mains supply for powering the 24V DC brushless digital controllers with a mains voltage of 230V AC.	30
B71/PBX24/BOX/115	Hybrid inverter, "Network Assisted" version, for powering the automation. Also provides a battery-charger function thanks to the connection to the solar panels or mains supply for powering the 24V DC brushless digital controllers with a mains voltage of 115V AC.	30
B71/PBX36/BOX	Hybrid inverter, "Network Assisted" version, for powering the automation. Also provides a battery-charger function thanks to the connection to the solar panels or mains supply for powering the 36V DC brushless digital controllers with a mains voltage of 230V AC.	30
B71/PBX36/BOX/115	Hybrid inverter, "Network Assisted" version, for powering the automation. Also provides a battery-charger function thanks to the connection to the solar panels or mains supply for powering the 36V DC brushless digital controllers with a mains voltage of 115V AC.	30

UNLESS OTHERWISE SPECIFIED, THE DIMENSIONS ARE IN MILLIMETERS

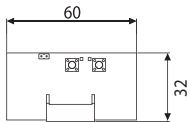
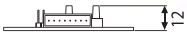

FEATURES					
MODEL	B71/PBX/BOX	B71/PBX24/BOX	B71/PBX24/BOX/115	B71/PBX36/BOX	B71/PBX36/BOX/115
Power line supply	ONLY solar panel	230V AC	115V AC	230V AC	115V
Operating temperature	-20°C +55°C	-20°C +55°C	-20°C +55°C	-20°C +55°C	-20°C +55°C
Protection level	IP66	IP66	IP66	IP66	IP66
Compatible digital controllers	Brushless 24V DC - Brushless 36V DC	Brushless 24V DC: B70/1DC, B70/2DC, B70/2ML, B70/2B	Brushless 24V DC: B70/1DC, B70/2DC, B70/2ML, B70/2B	Brushless 36V DC: EDGE1 - B70/1DCHP - CTRL - CTRL/P	Brushless 36V DC: EDGE1 - B70/1DCHP - CTRL - CTRL/P
backup batteries (not included)	Brushless 24V DC: 2 x 12V DC - Brushless 36V DC: 3 x 12V DC - USE ONLY AGM BATTERIES TYPE - 12Ah	2 x 12V DC - USE ONLY AGM BATTERIES TYPE - minimum 4.5Ah	2 x 12Vdc - USE ONLY AGM BATTERIES TYPE - minimum 4.5Ah	3 x 12V DC - USE ONLY AGM BATTERIES TYPE - minimum 4.5Ah	3 x 12V DC - USE ONLY AGM BATTERIES TYPE - minimum 4.5Ah
Number of photovoltaic panels that can be connected	2	2	2	2	2
Minimum power (photovoltaic panel)	60W	20W	20W	20W	20W
Maximum voltage from a photovoltaic panel (not charged)	22V DC	22V DC	22V DC	22V DC	22V DC
Minimum voltage from a photovoltaic panel (charged)	18V DC	18V DC	18V DC	18V DC	18V DC
Maximum dimension product in mm (L x W x H)	310 x 120 x 390	310 x 120 x 390	310 x 120 x 390	310 x 120 x 390	310 x 120 x 390
Product weight packed (Kg)	3,7	6,4	6,4	6,9	6,9

OPTIONAL ACCESSORIES						
CODE	DESCRIPTION					
		B71/PBX/BOX	B71/PBX24/BOX	B71/PBX24/BOX/115	B71/PBX36/BOX	B71/PBX36/BOX/115
BT12V45	Battery 12V 4.5 Ah	√	√	√	√	√
BT12V70	Battery 12V 7 Ah	√	√	√	√	√
BT12V120	Battery 12V 12 Ah	√	√	√	√	√
B75/SLP/30	30W solar panel measure 625x350x25 mm	√	√	√	√	√
B75/SLP/50	50W solar panel measure 685x515x25 mm	√	√	√	√	√
B71/PBX/RTCC	Real Time Clock Calendar device for Powerbox inverters.	√	√	√	√	√

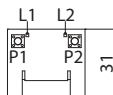
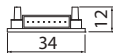
Radio Receivers

SERIES H93

H93/RX22A/1
H93/RX2RC/1



H93/RX20/1



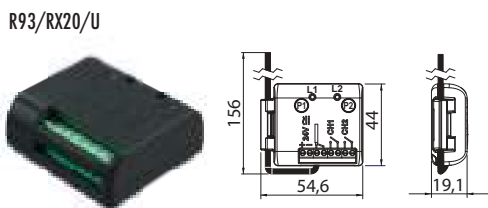
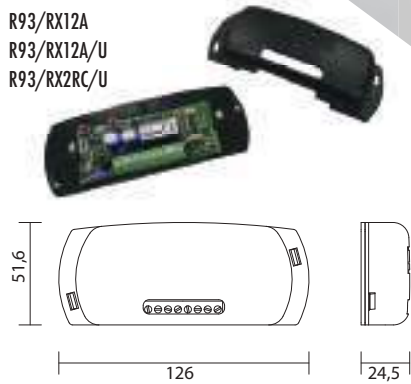
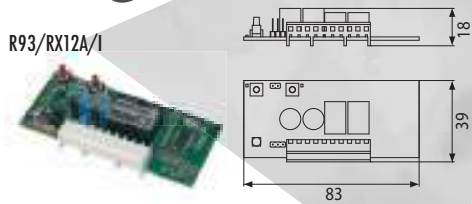
PRODUCT CODE	DESCRIPTION		
H93/RX20/1	Plug-in receiver 2 channels 433,92 Mhz (50 storable codes) for control unit series H70, B70, EDGE and CTRL.		
H93/RX22A/1	Plug-in receiver 2 channels 433,92 Mhz (500 storable codes) for control unit series H70, B70, EDGE and CTRL.		
H93/RX2RC/1	Plug-in receiver rolling code 2 channels 433,92 Mhz (1000 storable codes) for control unit series H70, B70, EDGE and CTRL.		

FEATURES			
MODEL	H93/RX20/1	H93/RX22A/1	H93/RX2RC/1
Standard power	5V DC	5V DC	5V DC
Absorption	15mA	15mA	18mA
Operating temperature	-10+55°C	-10+55°C	-10+55°C
Number of channels	2	2	2
Codification	Fix code	Fix code	Rolling Code
Modulation	AM/ASK	AM/ASK	AM/ASK
Carried frequency	433.92 MHz	433.92 MHz	433.92 MHz
Exit	Open collector	Open collector	Open collector
Storable codes	50	500	250/1000
Sensibility	-107 dBm	-107 dBm	-107 dBm
Input impedance	50 Ω	50 Ω	50 Ω
Maximum dimension product in mm (L x W x H)	34 x 31 x 12	60 x 32 x 12	38 x 67 x 12,2
Product weight packed (Kg)	0,02	0,02	0,03

UNLESS OTHERWISE SPECIFIED, THE DIMENSIONS ARE IN MILLIMETERS

Radio Receivers

SERIES R93



PRODUCT CODE	DESCRIPTION		
R93/RX12A/I	Plug-in receiver 2 channels 433,92 Mhz (500 storable codes) for control unit series R70.		
R93/RX20/U	Terminal receiver 2 channels 433,92 Mhz (50 storable codes) with plastic box.		
R93/RX12A/U	Terminal receiver 2 channels 433,92 Mhz (500 storable codes) with plastic box.		
R93/RX2RC/U	Terminal receiver rolling code, 2 channels 433,92 Mhz (1000 storable codes) with plastic box.		

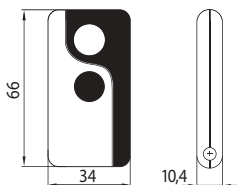
FEATURES				
MODEL	R93/RX12A/I	R93/RX20/U	R93/RX12A/U	R93/RX2RC/U
Standard power	12/24V AC/DC	12/24V AC/DC	12/24V AC/DC	12/24V AC/DC
Absorption	30mA	30mA	30mA	30mA
Operating temperature	-10+55°C	-10+55°C	-10+55°C	-10+55°C
Number of channels	2	2	2	2
Codification	Fix code	Fix code	Fix code	Rolling Code
Modulation	AM/ASK	AM/ASK	AM/ASK	AM/ASK
Carried frequency	433.92 Mhz	433.92 Mhz	433.92 Mhz	433.92 Mhz
Relay contacts max current	0.5 A	0.5A	0.5A	0.5A
Relay contacts max voltage	24 V AC/DC	24V AC/DC	24V AC/DC	24V AC/DC
Exit	Relay	Relay	Relay	Relay
Storable codes	500	50	500	250/1000
Sensibility	-107 dBm	-107 dBm	-107 dBm	-107 dBm
Input impedance	50 Ω	50 Ω	50 Ω	50 Ω
Maximum dimension product in mm (L x W x H)	83 x 39 x 18	55 x 44 x 20	126 x 52 x 25	126 x 52 x 25
Product weight packed (Kg)	0,04	0,05	0,07	0,09

SEE COMPATIBILITY TABLE ON PAGE 219

UNLESS OTHERWISE SPECIFIED, THE DIMENSIONS ARE IN MILLIMETERS

Transmitters

SERIES SYNUS

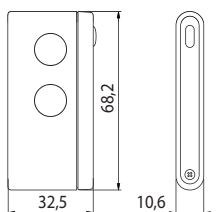


PRODUCT CODE	DESCRIPTION
SYNUS/2	Dual code transmitter (modality fixed code or rolling code), 433,92 Mhz. 2 channels, with radio for copy.

FEATURES	
MODEL	SYNUS/2
Standard power	3V DC
Absorption	8mA
Operating temperature	-10+55 °C
Number of channels	2
Codification	Fix code or Rolling Code
Modulation	AM/ASK
Carried frequency	433.92MHz
Number of combinations	65.536 (Fix code) - 4.294.967.296 (Rolling code)
Types of fixed codes clonable	MANCHESTER,PCM, Max.64bit
Number of bits of the identification code	16 (Fix code) - 32 (Rolling code)
Number of bits transmitted	28 (Fix code) - 144 (Rolling code)
Radio for copy	Yes (only fixed code)
Maximum distance in open field	150m
Battery	Mod "CR2032" 3V
Maximum dimension product in mm (L x W x H)	38 x 68 x 11
Product weight packed (Kg)	0,04

UNLESS OTHERWISE SPECIFIED, THE DIMENSIONS ARE IN MILLIMETERS

SERIES T80



PRODUCT CODE	DESCRIPTION
T80/TX2	Dual code transmitter (modality fixed code or rolling code), 433,92 Mhz. 2 channels, with radio for copy.

FEATURES	
MODEL	T80/TX2
Standard power	3V DC
Absorption	8mA
Operating temperature	-10+55 °C
Number of channels	2
Codification	Fix code or Rolling Code
Modulation	AM/ASK
Carried frequency	433.92MHz
Number of combinations	65.536 (Fix code) - 4.294.967.296 (Rolling code)
Types of fixed codes clonable	MANCHESTER,PCM, Max.64bit
Number of bits of the identification code	16 (Fix code) - 32 (Rolling code)
Number of bits transmitted	28 (Fix code) - 144 (Rolling code)
Radio for copy	Yes (only fixed code)
Maximum distance in open field	150m
Battery	Mod "CR2032" 3V
Maximum dimension product in mm (L x W x H)	33 x 68 x 11
Product weight packed (Kg)	0,04

Transmitters

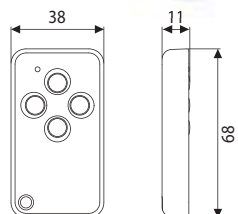
SERIES E80



E80/TX2R/RC
E80/TX4R/RC



E80/TX52R/2
E80/TX54R/2



PRODUCT CODE	DESCRIPTION		
E80/TX52R/2	Fix code transmitter 433,92 Mhz. 2 channels, with radio for copy.		
E80/TX54R/2	Fix code transmitter 433,92 Mhz. 4 channels, with radio for copy.		
E80/TX2R/RC	Rolling code transmitter 433,92 Mhz. 2 channels, with radio for copy.		
E80/TX4R/RC	Rolling code transmitter 433,92 Mhz. 4 channels, with radio for copy.		

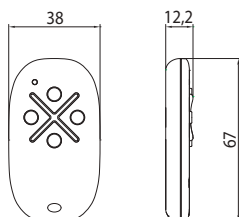
FEATURES				
MODEL	E80/TX52R/2	E80/TX54R/2	E80/TX2R/RC	E80/TX4R/RC
Standard power	3V DC	3V DC	3V DC	3V DC
Absorption	12mA	12mA	12mA	12mA
Operating temperature	-10+55 °C	-10+55 °C	-10+55 °C	-10+55 °C
Number of channels	2	4	2	4
Codification	Fix code	Fix code	Rolling Code	Rolling Code
Modulation	AM/ASK	AM/ASK	AM/ASK	AM/ASK
Carried frequency	433.92MHz	433.92MHz	433.92MHz	433.92MHz
Number of combinations	65536	65536	4.294.967.296	4.294.967.296
Types of fixed codes clonable	-	-	MANCHESTER,PCM, Max.64bit	MANCHESTER,PCM, Max.64bit
Number of bits of the identification code	-	-	32	32
Number of bits transmitted	-	-	144	144
Radio for copy	Yes	Yes	Yes	Yes
Maximum distance in open field	150m	150m	150m	150m
Battery	Mod "CR2032" 3V	Mod "CR2032" 3V	Mod "CR2032" 3V	Mod "CR2032" 3V
Maximum dimension product in mm (L x W x H)	38 x 68 x 11	38 x 68 x 11	38 x 68 x 11	38 x 68 x 11
Product weight packed (Kg)	0,03	0,03	0,04	0,04

UNLESS OTHERWISE SPECIFIED, THE DIMENSIONS ARE IN MILLIMETERS

SEE COMPATIBILITY TABLE ON PAGE 219

Transmitters

SERIES M80



PRODUCT CODE	DESCRIPTION
M80/TX44R	Fix code transmitter 433,92 Mhz. 4 channels, with radio for copy.

FEATURES	
MODEL	M80/TX44R
Standard power	3V DC
Absorption	12mA
Operating temperature	-10+55 °C
Number of channels	4
Codification	Fix code
Modulation	AM/ASK
Carried frequency	433.92MHz
Number of combinations	65536
Radio for copy	Yes
Maximum distance in open field	150m
Battery	Mod "CR2032" 3V
Maximum dimension product in mm (L x W x H)	38 x 67 x 12,2
Product weight packed (Kg)	0,03

SEE COMPATIBILITY TABLE ON PAGE 219

UNLESS OTHERWISE SPECIFIED, THE DIMENSIONS ARE IN MILLIMETERS

SERIES FIFTHY

R92

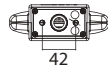
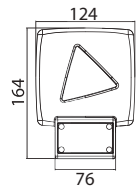
R91

Antennas and Flashing Lights

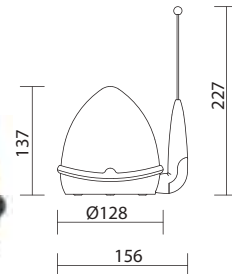
PRODUCT CODE	DESCRIPTION		
FIFTHY/24	LED flashing light series FIFTHY 24V with integrated antenna.		
FIFTHY/24/OR	LED flashing light series FIFTHY 24V with integrated antenna, orange colour.		
FIFTHY/230	LED flashing light series FIFTHY 230V - 115V with integrated antenna.		
FIFTHY/230/OR	LED flashing light series FIFTHY 230V - 115V with integrated antenna, orange colour.		
R92/LED230	LED flashing light series R92 230V AC.		
R91/AN1/LR1	Antenna for flashing light R92 series.		
R91/AN1/P1	Antenna designed for wall mounting.		



FIFTHY



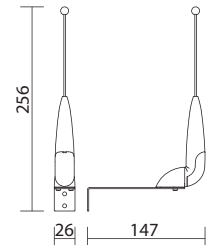
R92



R91/AN1/LR1



R91/AN1/P1



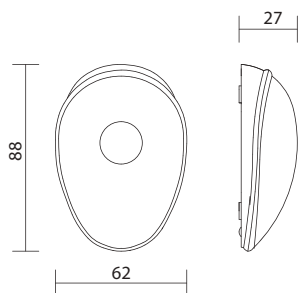
UNLESS OTHERWISE SPECIFIED, THE DIMENSIONS ARE IN MILLIMETERS

Antennas and Flashing Lights

FEATURES							
MODEL	FIFTHY/24	FIFTHY/24/OR	FIFTHY/230	FIFTHY/230/OR	R92/LED230	R91/AN1/LR1	R91/AN1/P1
Standard power	24V AC/DC +/- 10%	24V AC/DC +/- 10%	230V AC - 115V AC +/- 10%	230V AC - 115V AC +/- 10%	230V AC +/- 10% 50Hz		
Operating temperature	-20+55 °C	-20+55 °C	-20+55 °C	-20+55 °C	-20+55 °C	-20+55 °C	-20+55 °C
Protection level	IP55	IP55	IP55	IP55	IP44		
Max flashing light charge	6,5W	6,5W	6,5W	6,5W	10W		
Tuning frequency	433.920 MHz	433.920 MHz	433.920 MHz	433.920 MHz		433.920 MHz	433.920 MHz
Modulation	1Hz	1Hz	1Hz	1Hz	1Hz (with option fixed light)		
Type of light	24 LED	24 LED	24 LED	24 LED	9 LED		
Maximum dimension product in mm (L x W x H)	124 x 45 x 164	124 x 45 x 164	124 x 45 x 164	124 x 45 x 164	128 x 128 x 137	26 x 26 x 227	26 x 147 x 256
Product weight packed (Kg)	0,3	0,3	0,3	0,3	0,3	0,05	0,09

Photocells

SERIES R90



PRODUCT CODE	DESCRIPTION
R90/F2ES	Pair of external photocells synchronized.
R90/F4ES	Pair of external photocells synchronized 24V AC/DC (max. 4 pairs).

FEATURES		
MODEL	R90/F2ES	R90/F4ES
Standard power	12/24V AC 50Hz - 12/24V DC	24V AC - 50Hz - 24V DC
Absorption	TX 19mA - RX 20mA	TX 18 mA - RX 27 mA
Operating temperature	-20+55°C	-20+55°C
Protection level	IP55	IP55
Maximum distance in open field	10 - 15 m	10 - 15 m
Maximum number of photocells synchronized	2	4
Orientation angle	-	-
Relay contacts max current	0,5A RX	0.5A RX
Relay contacts max voltage	30V	30V
Installation Type	External	External
Maximum dimension product in mm (L x W x H)	62 x 88 x 27	62 x 88 x 27
Product weight packed (Kg)	0,1	0,1

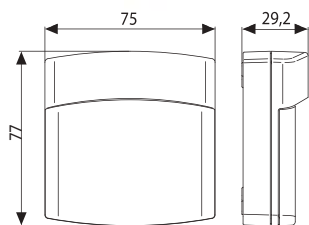
UNLESS OTHERWISE SPECIFIED, THE DIMENSIONS ARE IN MILLIMETERS

Photocells

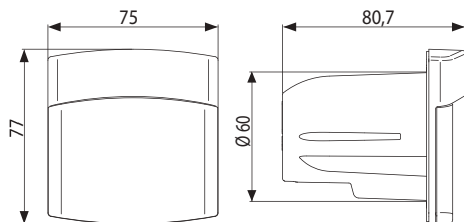
SERIES G90

PRODUCT CODE	DESCRIPTION		
G90/F2ES	Pair of external photocells synchronized.		
G90/F4ES	Pair of external photocells synchronized 24V AC/DC up to 4 pair.		
G90/F2ES/TRIX/TX	External transmitter photocell synchronized, compatible only with photocell column TRIX50/G90 - TRIX100/G90.		
G90/F2ES/TRIX/RX	External receiver photocell synchronized, compatible only with photocell column TRIX50/G90 - TRIX100/G90.		
G90/F4ES/TRIX/TX	External transmitter photocell synchronized 24V AC/DC up to 4 pair, compatible only with photocell column TRIX50/G90 - TRIX100/G90.		
G90/F4ES/TRIX/RX	External receiver photocell synchronized 24V AC/DC up to 4 pair, compatible only with photocell column TRIX50/G90 - TRIX100/G90.		
G90/F2ESI	Pair of built in photocells synchronized.		
G90/F4ESI	Pair of built in photocells synchronized 24V AC/DC up to 4 pair.		

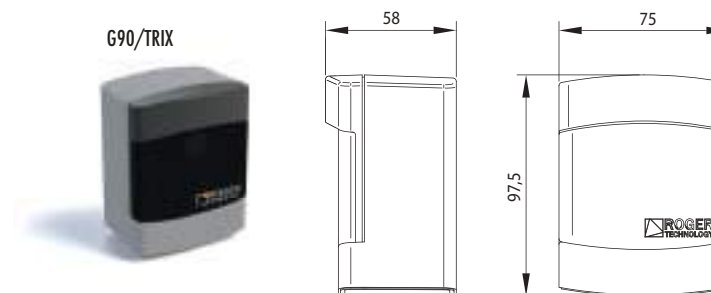
G90/F2ES



G90/F2ESI



G90/TRIX



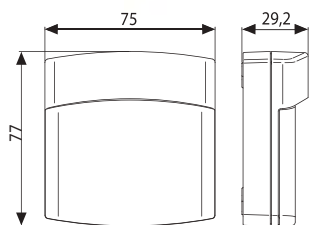
>continue

SEE COMPATIBILITY TABLE ON PAGE 219

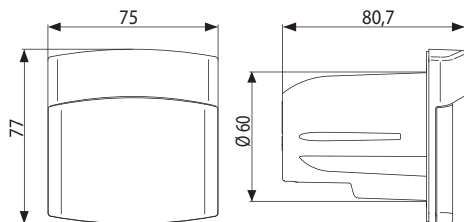
Photocells

SERIES G90

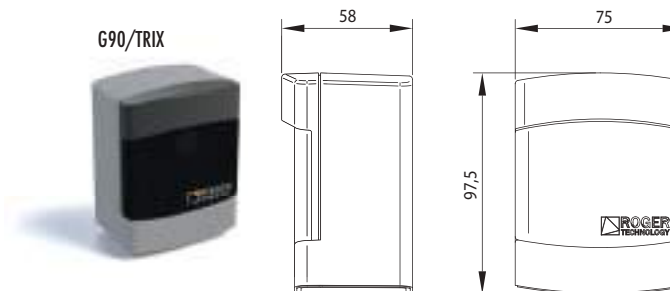
G90/F4ES



G90/F4ESI



G90/TRIX




FEATURES								
MODEL	G90/F2ES	G90/F4ES	G90/F2ES/ TRIX/TX	G90/F2ES/ TRIX/RX	G90/F4ES/ TRIX/TX	G90/F4ES/ TRIX/RX	G90/F2ESI	G90/F4ESI
Standard power	12/24V AC 50Hz - 12/24V DC	24V AC 50Hz - 24V DC	12/24V AC 50Hz - 12/24V DC	12/24V AC 50Hz - 12/24V DC	24V AC 50Hz - 24V DC	24V AC 50Hz - 24V DC	12/24V AC 50Hz - 12/24V DC	24V AC 50Hz - 12/24 DC
Absorption	TX=19mA, RX=20mA	TX 18 mA - RX 27 mA	TX=19mA, RX=20mA	TX=19mA, RX=20mA	TX 18 mA - RX 27 mA	TX 18 mA - RX 27 mA	TX=19mA, RX=20mA	TX=18mA, RX=27mA
Operating temperature	-20+55°C	-20+55°C	-20+55°C	-20+55°C	-20+55°C	-20+55°C	-20+55°C	-20+55°C
Protection level	IP55	IP55	IP55	IP55	IP55	IP55	IP55	IP55
Maximum distance in open field	10 - 15 m	10 - 15 m	10 - 15 m	10 - 15 m	10 - 15 m	10 - 15 m	10 - 15m	10 - 15 m
Maximum number of photocells synchronized	2	4	2	2	4	4	2	4
Orientation angle	-	-	-	-	-	-	-	-
Relay contacts max current	0,5A RX	0,5A RX	0,5A RX	0,5A RX	0,5A RX	0,5A RX	0,5A RX	0,5A RX
Relay contacts max voltage	30V	30V	30V	30V	30V	30V	30V	30V
Installation Type	External	External	External with photocell column TRIX50/G90 - TRIX100/G90.	External with photocell column TRIX50/G90 - TRIX100/G90.	External with photocell column TRIX50/G90 - TRIX100/G90	External with photocell column TRIX50/G90 - TRIX100/G90	Built in	Built in
Maximum dimension product in mm (L x W x H)	77 x 75 x 29,2	77 x 75 x 29,2	75 x 98 x 58	75 x 98 x 58	75 x 98 x 58	75 x 98 x 58	75 x 77 x 81	75 x 77 x 81
Product weight packed (Kg)	0,2	0,2	0,3	0,3	0,3	0,3	0,2	0,2

SEE COMPATIBILITY TABLE ON PAGE
219

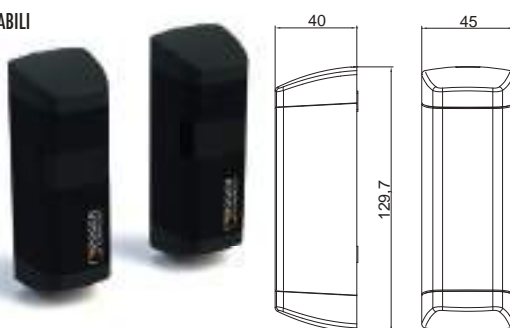
UNLESS OTHERWISE SPECIFIED, THE DIMENSIONS ARE IN MILLIMETERS

SERIES M90

M90 SLIM



M90 ORIENTABILI



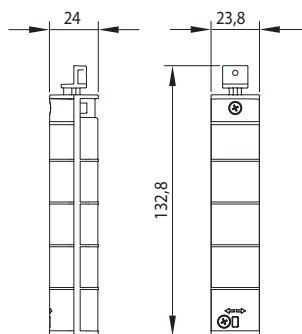
PRODUCT CODE	DESCRIPTION		
M90/F2ES	Pair of synchronized photocells series M90 slim fix version.		
M90/F4ES	Pair of synchronized photocells series M90 slim fix version 24V AC/DC up to 4 pair.		
M90/F2ESO	Pair of synchronized photocells series M90 adjustable version.		
M90/F4ESO	Pair of synchronized photocells series M90 adjustable version 24V AC/DC up to 4 pair.		

FEATURES				
MODEL	M90/F2ES	M90/F4ES	M90/F2ESO	M90/F4ESO
Standard power	12/24V AC 50Hz - 12/24V DC	24V AC 50Hz - 12/24 DC	12/24V AC 50Hz - 12/24V DC	24V AC 50Hz - 12/24 DC
Absorption	TX=19mA, RX=20mA	TX=18mA, RX=27mA	TX=19mA, RX=20mA	TX=18mA, RX=27mA
Operating temperature	-20+55°C	-20+55°C	-20+55°C	-20+55°C
Protection level	IP55	IP55	IP55	IP55
Maximum distance in open field	10 - 15 m	10 - 15 m	10 - 15 m	10 - 15 m
Maximum number of photocells synchronized	2	4	2	4
Orientation angle	-	-	210 ° horizontal - 15 ° vertical	210 ° horizontal - 15 ° vertical
Relay contacts max current	0,5A RX	0,5A RX	0,5A RX	0,5A RX
Relay contacts max voltage	30V	30V	30V	30V
Installation Type	External	External	External	External
Maximum dimension product in mm (L x W x H)	110 X 35 X 24	110 x 35 x 24	130 x 45 x 40	130 X 45 X 40
Product weight packed (Kg)	0,2	0,2	0,3	0,3

SEE COMPATIBILITY TABLE ON PAGE 219

Photocells

SERIES T90



PRODUCT CODE	DESCRIPTION		
T90/F2S	Pair of adjustable photocells synchronized, compatible only with photocell column TRIX50 - TRIX100.		
T90/F4S	Pair of adjustable photocells synchronized 24V AC/DC up to 4 pair, compatible only with photocell column TRIX50 - TRIX100.		

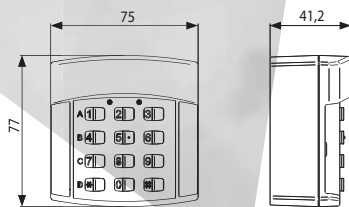
FEATURES		
MODEL	T90/F2S	T90/F4S
Standard power	12/24V AC 50Hz - 12/24V DC	12/24V AC 50Hz - 12/24V DC
Absorption	TX 19mA - RX 20mA	TX 19mA - RX 20mA
Operating temperature	-20+55°C	-20+55°C
Protection level	IP55	IP55
Maximum distance in open field	10 - 15 m	10 - 15 m
Maximum number of photocells synchronized	2	4
Orientation angle	30° (TRIX)	30° (TRIX)
Relay contacts max current	0,5A RX	0,5A RX
Relay contacts max voltage	30V	30V
Installation Type	Compatible only with photocell column TRIX50 - TRIX100.	Compatible only with photocell column TRIX50 - TRIX100.
Maximum dimension product in mm (L x W x H)	24 x 24 x 133	24 x 24 x 133
Product weight packed (Kg)	0,1	0,1

UNLESS OTHERWISE SPECIFIED, THE DIMENSIONS ARE IN MILLIMETERS

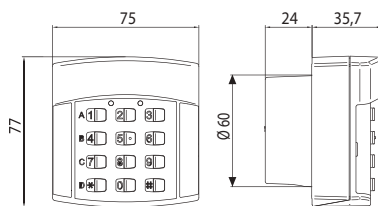
SERIES H85

Keypad Selectors

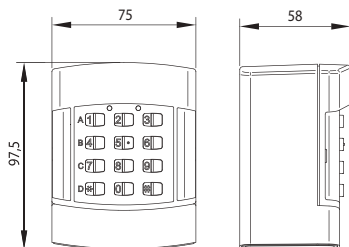
H85/TDS/E



H85/TDS/I



H85/TDS/TRIX



PRODUCT CODE	DESCRIPTION		
H85/TDS/E	Keypad selector with 12 digit numbers, 4 channel, external.		
H85/TDS/I	Keypad selector with 12 digit numbers, 4 channel, built-in.		
H85/TDS/TRIX	Keypad selector with 12 digit numbers, 4 channel, external, compatible only with photocell column TRIX50 - TRIX100.		

FEATURES			
MODEL	H85/TDS/E	H85/TDS/I	H85/TDS/TRIX
Power line supply	(decoder) 24 V AC-DC; 12 V DC: H85/DEC	(decoder) 24 V AC-DC; 12 V DC: H85/DEC	(decoder) 24 V AC-DC; 12 V DC: H85/DEC
Absorption	20mA	20mA	20mA
Operating temperature	-10°C + 55°C	-10°C + 55°C	-10°C + 55°C
Protection level	IP54	IP54	IP54
Number of users codes storable	500	500	500
Maximum number of digits per user code	6	6	6
Minimum number of digits per user code	3	3	3
Maximum number of wired keyboard	4	4	4
Number of outputs available	4 of command; 1 of alarm	4 of command; 1 of alarm	4 of command; 1 of alarm
Type of enable outputs	Deadman (continue until you release the key)	Deadman (continue until you release the key)	Deadman (continue until you release the key)
Type of output	Relay, pure contact	Relay, pure contact	Relay, pure contact
Maximum power commutable (except light bulbs)	60VA/24W - 1A	60VA/24W 1A	60VA/24W - 1A
Delay on relay activation	100ms	100ms	100ms
Maximum length cable from interface to keyboard	100m (two-wire section cable 0.5mmq)	100m (two-wire section cable 0.5mmq)	100m (two-wire section cable 0.5mmq)
Backlight keyboard	6 white LEDs, two levels of intensity	6 white LEDs, two levels of intensity	6 white LEDs, two levels of intensity
Installation Type	External	Built in	External with photocell column TRIX50 - TRIX100
Maximum dimension product in mm (L x W x H)	75 x 77 x 42	75 x 77 x 60	75 x 98 x 58
Product weight packed (Kg)	0,2	0,2	0,3

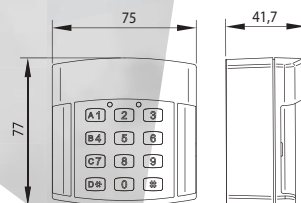
UNLESS OTHERWISE SPECIFIED, THE DIMENSIONS ARE IN MILLIMETERS

Keypad Selectors

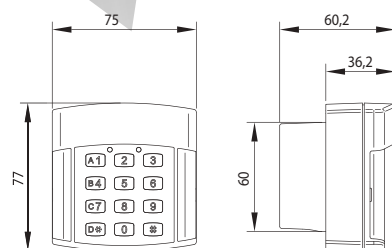
SERIES H85

PRODUCT CODE	DESCRIPTION		
H85/TTD/E	Keypad selector with 12 digit numbers "TOUCH", 4 channel, external.		
H85/TTD/I	Keypad selector with 12 digit numbers "TOUCH", 4 channel, built-in.		
H85/TTD/TRIX	Keypad selector with 12 digit numbers "TOUCH", 4 channel, external, compatible only with photocell column TRIX50 - TRIX100.		

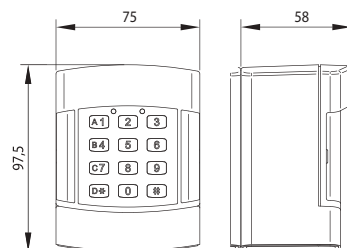
H85/TTD/E



H85/TTD/I



H85/TTD/TRIX



UNLESS OTHERWISE SPECIFIED, THE DIMENSIONS ARE IN MILLIMETERS

Keypad Selectors

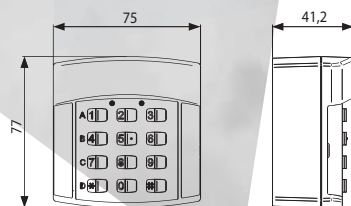
FEATURES			
MODEL	H85/TTD/E	H85/TTD/I	H85/TTD/TRIX
Power line supply	(decoder) 24 V AC-DC; 12 V DC: H85/DEC	(decoder) 24 V AC-DC; 12 V DC: H85/DEC	(decoder) 24 V AC-DC; 12 V DC: H85/DEC
Absorption	25mA	25mA	25mA
Operating temperature	-10°C + 55°C	-10°C + 55°C	-10°C + 55°C
Protection level	IP54	IP54	IP54
Number of users codes storable	500	500	500
Maximum number of digits per user code	6	6	6
Minimum number of digits per user code	3	3	3
Maximum number of wired keyboard	4	4	4
Number of outputs available	4 of command; 1 of alarm	4 of command; 1 of alarm	4 of command; 1 of alarm
Type of enable outputs	Impulse (activation time 350ms)	Impulse (activation time 350ms)	Impulse (activation time 350ms)
Type of output	Relay, pure contact	Relay, pure contact	Relay, pure contact
Maximum power commutable (except light bulbs)	60VA/24W - 1A	60VA/24W - 1A	60VA/24W - 1A
Delay on relay activation	100ms	100ms	100ms
Maximum length cable from interface to keyboard	100m (two-wire section cable 0.5mmq)	100m (two-wire section cable 0.5mmq)	100m (two-wire section cable 0.5mmq)
Backlight keyboard	6 white LEDs, two levels of intensity	6 white LEDs, two levels of intensity	6 white LEDs, two levels of intensity
Keypad Power Supply (with access control)	24 V AC - DC; 12 V DC	24 V AC - DC; 12 V DC	24 V AC - DC; 12 V DC
Communication protocols (with access control)	Wiegand 26 bit / 37bit / 50bit; ISO2 ("magnetic stripe")	Wiegand 26 bit / 37bit / 50bit; ISO2 ("magnetic stripe")	Wiegand 26 bit / 37bit / 50bit; ISO2 ("magnetic stripe")
Type of output (with access control)	Digital	Digital	Digital
Output voltage levels (with access control)	5V DC at rest (passive, via resistance of 2k7 internal pull-up);0V DC (active, transistor forced)	5V DC at rest (passive, via resistance of 2k7 internal pull-up);0V DC (active, transistor forced)	5V DC at rest (passive, via resistance of 2k7 internal pull-up);0V DC (active, transistor forced)
Maximum number of wired keyboard (with access control)	5 (with the same operating mode)	5 (with the same operating mode)	5 (with the same operating mode)
Installation Type	External	Built in	External with photocell column TRIX50 - TRIX100
Maximum dimension product in mm (L x W x H)	75 x 77 x 42	75 x 77 x 60	75 x 98 x 58
Product weight packed (Kg)	0,2	0,2	0,3

UNLESS OTHERWISE SPECIFIED, THE DIMENSIONS ARE IN MILLIMETERS

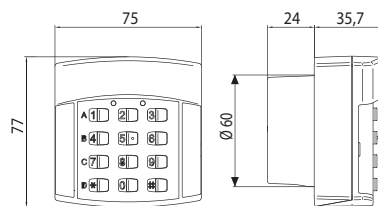
SERIES H85

Keypad Selectors

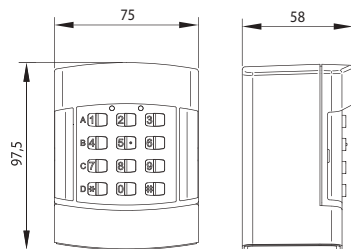
H85/TDR/E



H85/TDR/I



H85/TDR/TRIX



PRODUCT CODE	DESCRIPTION		
H85/TDR/E	Radio Keypad selector with 12 digit numbers. 4 channel, external, for rolling code and fix code transmission.		
H85/TDR/I	Radio Keypad selector with 12 digit numbers, 4 channel, built-in, for rolling code and fix code transmission.		
H85/TDR/TRIX	Radio Keypad selector with 12 digit numbers. 4 channel, external, for rolling code and fix code transmission, compatible only with photocell column TRIX50 - TRIX100.		

FEATURES

MODEL	H85/TDR/E	H85/TDR/I	H85/TDR/TRIX
Operating temperature	-10°C +55°C	-10°C +55°C	-10°C +55°C
Protection level	IP54	IP54	IP54
Average consumption when keypad active	12 mA	12 mA	12 mA
Number of users codes storable	450	450	450
Maximum number of digits per user code	6	6	6
Minimum number of digits per user code	3	3	3
Codification	Fix code - Rolling Code	Fix code - Rolling Code	Fix code - Rolling Code
Modulation	AM/ASK	AM/ASK	AM/ASK
Carried frequency	433.92 Mhz	433.92 Mhz	433.92 Mhz
Number of combinations	65536 (fix code) - 4.294.967.296 (rolling code)	65536 (fix code) - 4.294.967.296 (rolling code)	65536 (fix code) - 4.294.967.296 (rolling code)
Number of bits of the identification code	16 (fix code) - 32 (rolling code)	16 (fix code) - 32 (rolling code)	16 (fix code) - 32 (rolling code)
Number of bits transmitted	28 (fix code) - 144 (rolling code)	28 (fix code) - 144 (rolling code)	28 (fix code) - 144 (rolling code)
Maximum operating distance in open field	100 m	100 m	100 m
Battery	2 x CR2032	2 x CR2032	2 x CR2032
Battery life	Minimum 2 years with 10 activations / day	Minimum 2 years with 10 activations / day	Minimum 2 years with 10 activations / day
Installation Type	External	Built in	External with photocell column TRIX50 - TRIX100.
Maximum dimension product in mm (L x W x H)	75 x 77 x 42	75 x 77 x 60	75 x 98 x 58
Product weight packed (Kg)	0,2	0,2	0,3

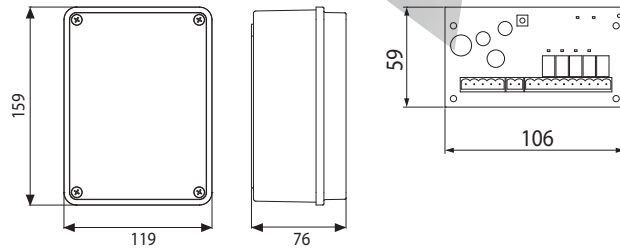
UNLESS OTHERWISE SPECIFIED, THE DIMENSIONS ARE IN MILLIMETERS

Decoder Card

SERIES H85

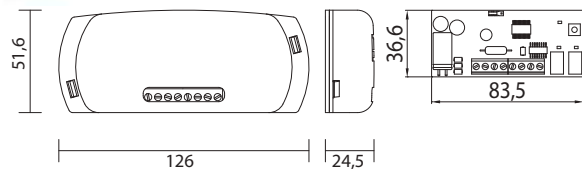
H85/DEC/BOX

H85/DEC



H85/DEC/2/BOX

H85/DEC/2



PRODUCT CODE	DESCRIPTION		
H85/DEC	4 channels decoder card for H85/TDS - H85/TTD.		
H85/DEC/BOX	4 channels decoder card for H85/TDS - H85/TTD with plastic box.		
H85/DEC2	2 channels decoder card for H85/TDS - H85/TTD.		
H85/DEC2/BOX	2 channels decoder card for H85/TDS - H85/TTD with plastic box.		

FEATURES				
MODEL	H85/DEC	H85/DEC/BOX	H85/DEC2	H85/DEC2/BOX
Power line supply	24V AC - DC; 12V DC	24V AC - DC; 12V DC; H85/DEC	24V AC - DC	24V AC - DC
Absorption	40mA keypad + decoder (50mA with relay active)	40mA keypad + decoder (50mA with relay active)	40mA keypad + decoder (50mA with relay active)	40mA keypad + decoder (50mA with relay active)
Operating temperature	-20+55°C	-20+55°C	-20+55°C	-20+55°C
Protection level	-	IP54	-	IP54
Number of users codes storable	500	500	500	500
Maximum number of digits per user code	6	6	6	6
Minimum number of digits per user code	3	3	3	3
Maximum number of wired keyboard	4	4	2	2
Number of outputs available	4 of command; 1 of alarm	4 of command; 1 of alarm	2 of command	2 of command
Type of enable outputs	Deadman (continue until you release the key)	Deadman (continue until you release the key)	Deadman (continue until you release the key)	Deadman (continue until you release the key)
Type of output	Relay, pure contact	Relay, pure contact	Relay, pure contact	Relay, pure contact
Maximum power commutable (except light bulbs)	60VA/24W	60VA/24W	60VA/24W	60VA/24W
Delay on relay activation	100ms	100ms	100ms	100ms
Maximum length cable from interface to keyboard	100m (two-wire section cable 0.5mmq)	100m (two-wire section cable 0.5mmq)	100m (two-wire section cable 0.5mmq)	100m (two-wire section cable 0.5mmq)
Maximum dimension product in mm (L x W x H)	106 x 59 x 18	119 x 159 x 76	84 x 37 x 18	126 x 52 x 25
Product weight packed (Kg)	0,2	0,6	0,1	0,2

UNLESS OTHERWISE SPECIFIED, THE DIMENSIONS ARE IN MILLIMETERS

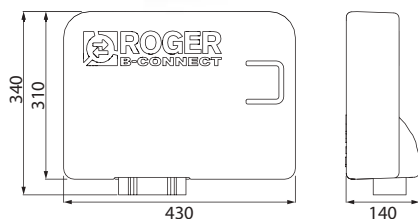
SERIES B-Connect

Connection Modules

PRODUCT CODE	DESCRIPTION
B74/BCONNECT	Module WI-FI B-CONNECT - Remote management and programming system in IP and CLOUD web browser mode via Wi-Fi hot spot P2P connection for Brushless control units (B70/2ML - EDGE1 - CTRL - CTRL/P - B70/1DCHP).

FEATURES	
MODEL	B74/BCONNECT
Standard power	5V DC
Absorption	80mA
Operating temperature	-20+55°C
Compatible digital controllers	B70/2ML - EDGE1 - CTRL - CTRL/P - B70/1DCHP
Codification	WPA/WPA2/WEP/TKIP/AES
Modulation	WI-FI 802.11 b/g/n
Carried frequency	2400MHz – 2483.5MHz
Maximum dimension product in mm (L x W x H)	140 x 430 x 340
Product weight packed (Kg)	0,02

B74/BCONNECT





BEYOND THE CONNECTION



FIND IT OUT

Key Selectors

SERIES R85

PRODUCT CODE	DESCRIPTION		
R85/60ES	External selector made in plastic with standard cylinder.		
R85/60EAS	External selector made in aluminium with standard cylinder.		
R85/60EAS/TRIX	External selector made in aluminium with standard cylinder, compatible only with photocell column TRIX50 - TRIX100.		
R85/60EAE	External selector made in aluminium with European cylinder (DIN).		
R85/60EAE/TRIX	External selector made in aluminium with European cylinder (DIN), compatible only with photocell column TRIX50 - TRIX100.		
R85/60IS	Built in selector made in plastic diameter 60mm with standard cylinder.		
R85/60IAS	Built in selector made in aluminium diameter 60mm with standard cylinder.		
R85/60IAE	Built in selector diameter 60mm made in aluminium with European cylinder (DIN).		

R85/60ES



R85/60EAE



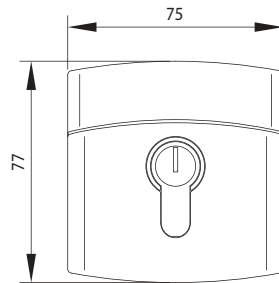
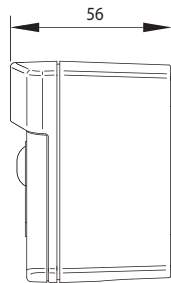
R85/60IAE



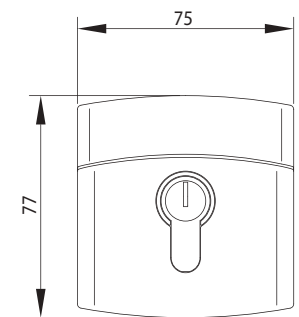
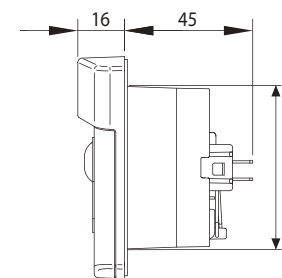
R85/60IS



R85/60EAS



R85/60IAS



UNLESS OTHERWISE SPECIFIED, THE DIMENSIONS ARE IN MILLIMETERS

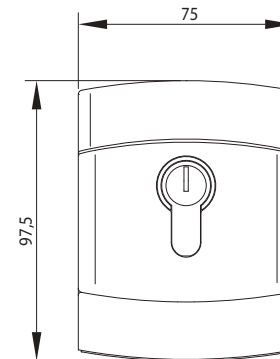
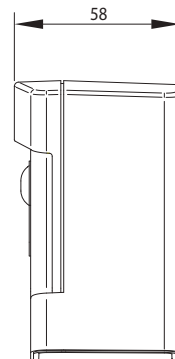
Key Selectors

FEATURES								
MODEL	R85/60ES	R85/60EAS	R85/60EAS/TRIX	R85/60EAE	R85/60EAE/TRIX	R85/60IS	R85/60IAS	R85/60IAE
Cylinder	Standard	Standard	Standard	European-DIN	European-DIN	Standard	Standard	European-DIN
Standard power	24V 1A	24V 1A	24V 1A	24V 1A	24V 1A	24V 1A	24V 1A	24V 1A
Operating temperature	-20+55°C	-20+55°C	-20+55°C	-20+55°C	-20+55°C	-20+55°C	-20+55°C	-20+55°C
Protection level	IP54	IP54	IP54	IP54	IP54	IP54	IP54	IP54
Material	Abs	Aluminum	Aluminum	Aluminum	Aluminum	Abs	Aluminum	Aluminum
Installation Type	External	External	External photocell column TRIX50 - TRIX100	External	External with photocell column TRIX50 - TRIX100	Built in	Built in	Built in
Maximum dimension product in mm (L x W x H)	75 x 77 x 56	75 x 77 x 56	75 x 98 x 58	75 x 77 x 56	75 x 98 x 58	75 x 77 x 71	75 x 77 x 71	75 x 77 x 71
Product weight packed (Kg)	0,2	0,3	0,4	0,4	0,5	0,2	0,2	0,3

R85/60EAE/TRIX



R85/60EAS/TRIX

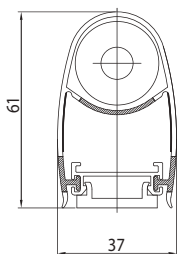


SERIES CS

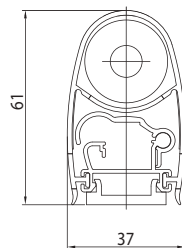
Safety Edges

PRODUCT CODE	DESCRIPTION	NUMBER ITEMS PER PALLET
CS/PAS/1600	Safety edge without electronics L.1600.	10
CS/PAS/2000	Safety edge without electronics L.2000.	10
CS/STD/MC/1600	Safety edge, mechanical version with microswitch L.1600.	10
CS/STD/MC/2000	Safety edge, mechanical version with microswitch L.2000.	10
CS/STD/RS/1600	Safety edge, resistive 8,2k version, L.1600.	10
CS/STD/RS/2000	Safety edge, resistive 8,2k version, L.2000.	10
CS/STD/RSTX/1600	Safety edge, resistive 8,2k version, complete with radio transmitter, L.1600.	10
CS/STD/RSTX/2000	Safety edge, resistive 8,2k version, complete with radio transmitter, L.2000.	10
CS/RX	Radio receiver for safety edge, version CS/STD/RSTX/1600 and CS/STD/RSTX/2000.	40

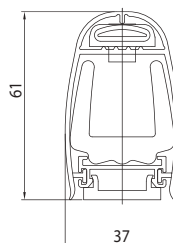
CS/PAS/



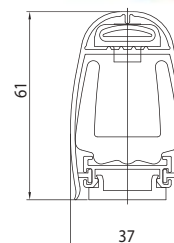
CS/STD/MC



CS/STD/RS



CS/STD/RSTX



CS/RX




Safety Edges

FEATURES									
MODEL	CS/PAS/1600	CS/PAS/2000	CS/STD/MC/1600	CS/STD/MC/2000	CS/STD/RS/1600	CS/STD/RS/2000	CS/STD/RSTX/1600	CS/STD/RSTX/2000	CS/RX
Standard power									12/24 V AC/DC
Operating temperature	-10+55 °C	-10+55 °C	-10+55 °C	-10+55 °C	-10+55 °C	-10+55 °C	-10+55 °C	-10+55 °C	-10+55 °C
Protection level			IP67 (microswitch)	IP67 (microswitch)	IP65	IP65	IP65	IP65	IP55
Tuning frequency							868Mhz	868Mhz	868Mhz
Number of channels									2
Maximum distance in open field							12m	12m	12m
Battery							2 x 1,5V (AA)	2 x 1,5V (AA)	2 x 1,5V (AA)
Storable codes									4
Contact Type	-	-	Microswitch	Microswitch	8,2KOhm	8,2KOhm	8,2KOhm	8,2KOhm	
Maximum dimension product in mm (L x W x H)	37 x 1600 x 61	37 x 2000 x 61	37 x 1600 x 61	37 x 2000 x 61	37 x 1600 x 61	37 x 2000 x 61	37 x 1600 x 61	37 x 2000 x 61	159 x 42 x 29
Product weight packed (Kg)	1	1,2	1,5	1,8	1	1,2	1	1,2	0,1

Photocell Column

SERIES CFT
CRA
TRIX

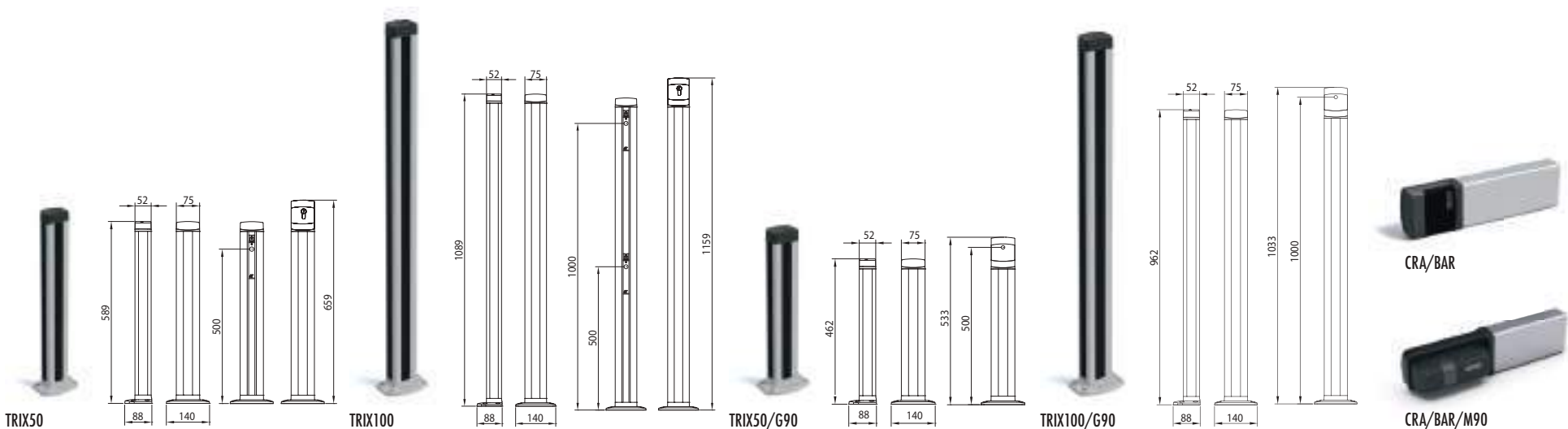
PRODUCT CODE	DESCRIPTION
CFT500	Pair of columns H 500 for photocells series R90.
CFT501	Pair of columns H 1000 for photocells series R90.
CRA50	Column H 500 for photocell G90/F2ES - G90/F4ES.
CRA100	Column H 1000 for photocells G90/F2ES - G90/F4ES.
CRA50/M90	Column H 500 for photocells M90/F2ESO - M90/F4ESO.
CRA100/M90	Column H 1000 for photocells M90/F2ESO - M90/F4ESO.
CRA/BAR	Post for photocells G90/F2ES - G90/F4ES for spaced installation on a barrier cabinet (+23 cm).
CRA/BAR/M90	Post for photocells M90/F2ESO - M90/F4ESO for spaced installation on a barrier cabinet (+23 cm).
TRIX50	Anodised aluminium column TRIx series, H = 500 mm, for the installation in the 3 sides of the adjustable photocells series T90. Optional installation in the top of key and keypad selectors.
TRIX100	Anodised aluminium column TRIx series, H = 1000 mm, for the installation in the 3 sides of the adjustable photocells series T90. Optional installation in the top of key and keypad selectors.
TRIX50/G90	Anodised aluminium column TRIx series, H = 500 mm, for the installation in the top of the photocells series G90. Optional installation in the 3 sides of the adjustable photocells series T90.
TRIX100/G90	Anodised aluminium column TRIx series, H = 1000 mm, for the installation in the top of the photocells series G90. Optional installation in the 3 sides of the adjustable photocells series T90.



UNLESS OTHERWISE SPECIFIED, THE DIMENSIONS ARE IN MILLIMETERS

Photocell Column

FEATURES												
MODEL	CFT500	CFT501	CRA50	CRA100	CRA50/M90	CRA100/M90	CRA/BAR	CRA/BAR/M90	TRIX50	TRIX100	TRIX50/G90	TRIX100/G90
Orientation angle	-	-	-	-	210 ° horizontal - 15 ° vertical	210 ° horizontal - 15 ° vertical	-	210 ° horizontal - 15 ° vertical	For series T90: 30° for each side sides (3 side)	For series T90: 30° for each side sides (3 side)	For series T90: 30° for each side sides (3 side)	For series T90: 30° for each side sides (3 side)
Type photocells that can be installed	R90/F2ES - R90/ F4ES	R90/F2ES - R90/ F4ES	G90/F2ES - G90/ F4ES	G90/F2ES - G90/ F4ES	M90/F2ESO - M90/F4ESO	M90/F2ESO - M90/F4ESO	G90/F2ES - G90/ F4ES	M90/F2ESO - M90/F4ESO	Series T90	Series T90	Series G90 / TRIX version for installation in the top and Series T90	Series G90 / TRIX version for installation in the top and Series T90
Other accessories that can be installed	-	-	-	-	-	-	-	-	Series R85 and series H85, /TRIX version	Series R85 and series H85, /TRIX version	-	-
Maximum dimension product in mm (L x W x H)	140 x 80 x 548	140 x 80 x 1048	110 x 100 x 532	110 x 100 x 1032	110 x 100 x 556	110 x 100 x 1056	74 x 41 x 268	74 x 63 x 293	140 x 88 x 589	140 x 88 x 1159	140 x 88 x 533	140 x 88 x 1033
Product weight packed (Kg)	2	3,6	1	1,3	1	1,3	0,2	0,2	1,9	2,9	1,7	2,7



TRIX50
SEE COMPATIBILITY TABLE ON PAGE
222

TRIX100

TRIX50/G90

TRIX100/G90

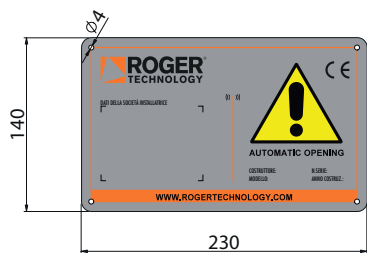
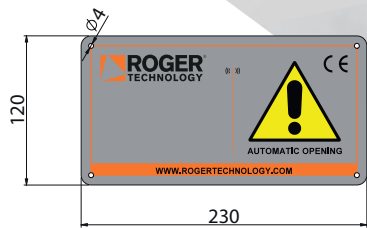
CRA/BAR

CRA/BAR/M90

UNLESS OTHERWISE SPECIFIED, THE DIMENSIONS ARE IN MILLIMETERS

Signboards

SERIES R99



PRODUCT CODE	DESCRIPTION		
R99/C/001	Signboard "Automatic Opening".		
R99/C/001AL	Signboard "Automatic Opening" Aluminium version.		

FEATURES		
MODEL	R99/C/001	R99/C/001AL
Maximum dimension product in mm (L x W x H)	230 x 120 x 2	230 x 140 x 2
Product weight packed (Kg)	0,03	0,04

UNLESS OTHERWISE SPECIFIED, THE DIMENSIONS ARE IN MILLIMETERS

Compatibility Table with Control Units

CONTROL UNITS	RADIO RECEIVERS							PHOTOCELL										FLASHING LIGHTS & ANTENNAS											
	H93/RX20/I	H93/RX22A/I	H93/RX2RC/I	H93/RX12A/I	R93/RX20/U	R93/RX12A/U	R93/RX2RC/U	R90/F2ES	R90/F4ES	G90/F2ES	G90/F4ES	G90/F2ES/TRIX/TX	G90/F2ES/TRIX/RX	G90/F4ES/TRIX/TX	G90/F4ES/TRIX/RX	G90/F2ESI	G90/F4ESI	M90/F2ES	M90/F4ES	M90/F2ESO	M90/F4ESO	T90/F2S	T90/F4S	FIFTY/24	FIFTY/230	R92/LED24	R92/LED230	R91/ANT/LR1	R91/ANT/P1
H70/105AC/BOX	√	√	√		√	√	√	√	√	√	√	√	√	√	√	√	√	√	√	√	√	√	√		√		√	√	√
H70/200AC/BOX	√	√	√		√	√	√	√	√	√	√	√	√	√	√	√	√	√	√	√	√	√	√		√		√	√	√
KIT H70/21	√	√	√		√	√	√	√	√	√	√	√	√	√	√	√	√	√	√	√	√	√	√		√		√	√	√
KIT H70/22	√	√	√		√	√	√	√	√	√	√	√	√	√	√	√	√	√	√	√	√	√	√		√		√	√	√
R70/2AC/BOX				√				√	√	√	√	√	√	√	√	√	√	√	√	√	√	√	√		√		√	√	√
B70/2DC/BOX	√	√	√		√	√	√		√		√		√	√		√		√		√		√		√		√		√	√
B70/2DC/BOX/115	√	√	√		√	√	√		√		√		√	√		√		√		√		√		√		√		√	√
KIT B70/20	√	√	√		√	√	√		√		√		√	√		√		√		√		√		√		√		√	√
B70/2ML/BOX	√	√	√		√	√	√		√		√		√	√		√		√		√		√		√		√		√	√
B70/2ML/BOX/115	√	√	√		√	√	√		√		√		√	√		√		√		√		√		√		√		√	√
KIT B70/2ML/20	√	√	√		√	√	√		√		√		√	√		√		√		√		√		√		√		√	√
KIT B70/2ML/21	√	√	√		√	√	√		√		√		√	√		√		√		√		√		√		√		√	√
EDGE1/BOX	√	√	√		√	√	√		√		√		√	√		√		√		√		√		√		√		√	√
EDGE1/BOX/115	√	√	√		√	√	√		√		√		√	√		√		√		√		√		√		√		√	√
KIT EDGE1/20	√	√	√		√	√	√		√		√		√	√		√		√		√		√		√		√		√	√
KIT EDGE1/21	√	√	√		√	√	√		√		√		√	√		√		√		√		√		√		√		√	√
SEE PAGE	192							200										198											

Compatibility Table with Radio Receivers

RADIO RECEIVERS	TRANSMITTERS							CONTROL UNITS & DIGITAL CONTROLLER		
	SYNUS/2	T80/TX2	E80/TX52R/2	E80/TX54R/2	E80/TX2R/RC	E80/TX2R/RC	M80/TX44R	R70/ZAC/BOX - R70/IAC	ALL OTHER CODES (EXCEPT R70/ZAC/BOX)	
H93/RX20/1	√	√	√	√			√		√	
H93/RX22A/1	√	√	√	√			√		√	
H93/RX2RC/1	√	√			√	√			√	
R93/RX12A/1	√	√	√	√			√	√		
R93/RX20/U	√	√	√	√			√		√	
R93/RX12A/U	√	√	√	√			√		√	
R93/RX2RC/U	√	√			√	√			√	
SEE PAGE	194							184		

with Transmitters

TRANSMITTERS	RADIO RECEIVERS						
	H93/RX20/1	H93/RX22A/1	H93/RX2RC/1	R93/RX12A/1	R93/RX20/U	R93/RX12A/U	R93/RX2RC/U
SYNUS/2	√	√	√	√	√	√	√
T80/TX2	√	√	√	√	√	√	√
E80/TX52R/2	√	√		√	√	√	
E80/TX54R/2	√	√		√	√	√	
E80/TX2R/RC			√				√
E80/TX4R/RC			√				√
M80/TX44R	√	√		√	√	√	
SEE PAGE	194						

with Power Box

CODES	CONTROL UNITS							
POWER BOX	B70/1DC	B70/2DC	B70/2ML	B70/2B	EDGE1	B70/1DCHP	CTRL	CTRL/P
B71/PBX24/BOX	√	√	√	√				
B71/PBX24/BOX/115	√	√	√	√				
B71/PBX36/BOX					√	√	√	√
B71/PBX36/BOX/116					√	√	√	√
B71/PBX/BOX	√	√	√	√	√	√	√	√
SEE PAGE	178							

Compatibility Table with Photocells

CODES	PHOTOCELLS COLUMNS									
PHOTOCELLS	CFT500	CFT501	TRIX50	TRIX100	TRIX50/G90	TRIX100/G90	CRA50	CRA100	CRA50/M90	CRA100/M90
R90/F2ES	√	√								
R90/F4ES	√	√								
G90/F2ES							√	√		
G90/F4ES							√	√		
G90/F2ES/TRIX/TX					√	√				
G90/F2ES/TRIX/RX					√	√				
G90/F4ES/TRIX/TX					√	√				
G90/F4ES/TRIX/RX					√	√				
G90/F2ESI										
G90/F4ESI										
M90/F2ES										
M90/F4ES										
M90/F2ESO									√	√
M90/F4ESO									√	√
T90/F2S			√	√						
T90/F4S			√	√						
SEE PAGE	200									

Compatibility Table with Photocell Column

CODES		PHOTOCELLS														
PHOTOCELLS COLUMNS																
	R90/F2ES	R90/F4ES	G90/F2ES	G90/F4ES	G90/F2ES/TRIX/TX	G90/F2ES/TRIX/RX	G90/F4ES/TRIX/TX	G90/F4ES/TRIX/RX	G90/F2ESI	G90/F4ESI	M90/F2ES	M90/F4ES	M90/F2ESO	M90/F4ESO	T90/F2S	T90/F4S
CFT500	√	√														
CFT501	√	√														
CRA50			√	√												
CRA100			√	√												
CRA50/M90													√	√		
CRA100/M90													√	√		
TRIX50															√	√
TRIX100															√	√
TRIX50/G90					√	√	√	√								
TRIX100/G90					√	√	√	√								
SEE PAGE	200															

ROGER TECHNOLOGY








ACCESSORIES LIST








FIXING AND MOBILE SUPPORT FOR BARS	224	EXTERNAL RELEASE SYSTEM KIT	248
TRANSMISSION SHAFTS	225	OPENING LEVERS 125° - 360°	249
BOOM ARMS FOR BARRIERS	226	ADD MODULS	250
BATTERIES - CHARGERS - INVERTER	229	CONNECTION MODULES	251
ARTICULATED ARMS	232	ELECTROLOCKER MODULE	252
OSCILLATING ARM FOR OVERHEAD DOORS	233	DIGITAL LOOP DETECTOR	253
FIXING PLATE	234	SPRING FOR BARRIER	254
TELESCOPE ARMS	237	FIXING BOX	255
FOUNDATION BOXES	239	RELEASE SYSTEMS	255
PHOTOCELL COLUMN	240	FIXING CLAMP	257
STANDARD ACCESSORIES BOX	242	LED CORDS	262
PLASTIC BOX	243	VANDAL PROTECTION	265
RACK	244	SIGNBOARDS	265
LIMIT SWITCH	245	GENERAL SALES TERMS	266
MECHANICAL STOPPER KIT	247		










ACCESSORIES








Fixing and mobile support for bars

CODE	DESCRIPTION	PICTURE	PIECES PER PALLET
BAFS/01	Fixed support for bars.		
BAFS/02	Fixing support, adjustable.		
BAFS/03	Fixing support with bolt predisposition for bars.		
BAFS/04	Fixing support adjustable, with bolt predisposition for bars.		
BAFS/05	Adjustable fixed support with vandal-proof magnetic suction cup complete with B72/DGS demagnetizer card.		
BAMS/01	Mobile support for bars.		
BAMS/01/EXT	Extension 20cm for mobile support BAMS/01.		





CODE	DESCRIPTION	PICTURE	PIECES PER PALLET
LT306	Pair of drive shafts L 200 mm complete with support.		
LT307	Pair of drive shafts L 1500 mm complete with support.		
LT308	Pair of drive shafts L 2000 mm complete with support.		
LT308Q	Pair of drive shafts L 2000 mm, version square connection.		
LT321	Shaft support for R41 series.		
LT325	Mounting accessories for driving device with square transmission tube.		
LT326	Drive shaft L 3000 mm, version square connection.		

Boom arms for barriers

CODE	DESCRIPTION	PICTURE	PIECES PER PALLET
BA/60/3	White painted cylindrical aluminium bar 3 meters length.		
BA/68/3	White painted aluminum rod, 3 meters long, with LED cover profile and impact resisteng rubber profile.		
BA/68/4	White painted aluminum rod, 4 meters long, with LED cover profile and impact resisteng rubber profile.		
BA/90/3	White painted aluminum rod, 3 meters long, with LED cover profile and impact resisteng rubber profile.		
BA/90/4	White painted aluminum rod, 4 meters long, with LED cover profile and impact resisteng rubber profile.		
BA/90/6	White painted aluminum rod, 6 meters long, with LED cover profile and impact resisteng rubber profile.		
BA/128/4	White painted aluminum rod, 4 meters long, with LED cover profile and impact resisteng rubber profile.		

CODE	DESCRIPTION	PICTURE	PIECES PER PALLET
JNT/BA/128	Internal boom bar joint in anodized aluminum including fixing screws for bars BA/128 (mandatory 2 pieces per installation).		
JNT/BA/90	Internal boom bar joint in anodized aluminum including fixing screws for bars BA/90.		
SND/BA/68/DW	Articulated joint 90° with lower tie rod for boom arms BA/68.		
SND/BA/68/UP	Articulated joint 90° with upper tie rod for boom arms BA/68.		
SND/BA/68/UP/RD	Articulated joint 90° with upper tie rod (lowered version) for boom arms BA/68.		
SND/BA/90/DW	Articulated joint 90° with lower tie rod for boom arms BA/90.		
SND/BA/90/UP	Articulated joint 90° with upper tie rod for boom arms BA/90.		








Boom arms for barriers

CODE	DESCRIPTION	PICTURE	PIECES PER PALLET
BARK/02	Barrier skirting in aluminum, with stainless steel screws mounted on bronze bushings. Single module of length 2 meters.		
ACS/BA/60	Break-away system for barrier, compatible only with BA/60/3 boom arm.		
ACS/BA/68	Break-away system for barrier, compatible with BA/68/3 and BA/68/4 boom arm.		
KT247	Support for rectangular boom for BI/004 up to 4 m and max. 3.6 kg.		



ACCESSORIES






Batteries - Chargers - Inverter

CODE	DESCRIPTION	PICTURE	PIECES PER PALLET
BI/BAT/KIT	Kit for emergency batteries charger for brushless digital controller CTRL 36V DC with plug-in card, with 2 recovery batteries 12V DC, 4.5 Ah. Kit for BIONIK barrier.		
BI/BCHP	Plug-in card, batteries charger, for brushless digital controller CTRL 36V DC, without recovery batteries, for BIONIK barrier.		
B71/BC	Batteries charger for Brushless digital controller B70/1DC.		
B71/BC/INT	Kit for emergency batteries charger for Brushless digital controller B70/2DC/BOX 24V DC with plug-in card, with 2 recovery batteries 12V DC, 1,2 Ah. Box case included.		
B71/BC/EXT	Kit for emergency batteries charger for Brushless digital controller B70/2DC/BOX 24V DC with plug-in card, with 2 recovery batteries 12V DC, 4.5 Ah. Box case included.		
B71/BC/BOX	Kit for emergency batteries charger for Brushless digital controller B70/2DC/BOX 24V DC. Box case included and without recovery batteries.		
B71/BCHP/EXT	Kit for emergency batteries charger for Brushless digital controller EDGE1/BOX - B70/1DCHP 36V DC with plug-in card, with 2 recovery batteries 12V DC, 4.5 Ah. Box case included.		

>continue

CODE	DESCRIPTION	PICTURE	PIECES PER PALLET
B71/BCHP/BOX	Kit for emergency batteries charger for Brushless digital controller EDGE1/BOX - B70/1DCHP 36V DC. Box case included and without recovery batteries.		
BT12V12	Battery 12V 1.2 Ah (1 pc).		
BT12V45	Battery 12V 4.5 Ah (1 pc).		
BT12V70	Battery 12V 7 Ah (1 pc).		
BT12V120	Battery 12V 12 Ah (1 pc).		
B71/PBX24/BOX	Hybrid inverter, "Network Assisted" version, for powering the automation. Also provides a battery-charger function thanks to the connection to the solar panels or mains supply for powering the 24V DC brushless digital controllers with a mains voltage of 230V AC.		
B71/PBX24/BOX/115	Hybrid inverter, "Network Assisted" version, for powering the automation. Also provides a battery-charger function thanks to the connection to the solar panels or mains supply for powering the 24V DC brushless digital controllers with a mains voltage of 115V AC.		


CODE	DESCRIPTION	PICTURE	PIECES PER PALLET
B71/PBX36/BOX	Hybrid inverter, "Network Assisted" version, for powering the automation. Also provides a battery-charger function thanks to the connection to the solar panels or mains supply for powering the 36V DC brushless digital controllers with a mains voltage of 230V AC.		
B71/PBX36/BOX/115	Hybrid inverter, "Network Assisted" version, for powering the automation. Also provides a battery-charger function thanks to the connection to the solar panels or mains supply for powering the 36V DC brushless digital controllers with a mains voltage of 115V AC.		
B71/PBX/BOX	Hybrid inverter, "Full Solar" version, for powering the automation. Also provides a battery-charger function thanks to the connection to the solar panels for powering the brushless digital controllers.		
B71/PBX/RTCC	Real Time Clock Calendar device for Powerbox inverters.		
B75/SLP/30	30W solar panel measures 625x350x25 mm.		
B75/SLP/50	50W solar panel measures 685x515x25 mm.		








CODE	DESCRIPTION	PICTURE	PIECES PER PALLET
LT302	Arms short for articulated motor.		
LT303	Arms long for articulated motor.		
LT336	Arms short for articulated AYRON series.		
LT337	Arms long for articulated AYRON series.		
LT338	Arms with articulated slide.		
















ACCESSORIES







Oscillating arm for overhead doors







CODE	DESCRIPTION	PICTURE	PIECES PER PALLET	
LT324	Oscillating arm sliding on bearings for overhead and overflowing doors.			








CODE	DESCRIPTION	PICTURE	PIECES PER PALLET
KT210	Fixing plate with stay bolts and screws for R30 series.		
KT211	Pair of side angles bars complete with screws.		
KT212	Raised fixing plate for R30 series (+3,5 cm).		
KT214	Fixing plate with stay bolts and screws H30 series.		
KT214/SC	Adapter plate with stay bolts and screws H30 series.		
KT214/SF	Adapter plate with stay bolts and screws H30 series.		
KT214/SN	Adapter plate with stay bolts and screws H30 series.		







CODE	DESCRIPTION	PICTURE	PIECES PER PALLET
KT215	Fixing plate with stay bolts and screws G30 series.		
KT220	Raised fixing plate for M30 series (+3 cm).		
KT221	Raised fixing plate for H30 series (+3,5 cm).		
KT222	Raised fixing plate for G30 series (+3,5 cm).		
KT223	Fixing plate with stay bolts and screws M30 series.		
KT230	Fixing plate with stay bolts and screws for BI/001PE - BI/001PC - BI/004HP - BI/006.		
KT230/IS	Fixing plate, inox AISI 304 version, with stay bolts and screws for BI/001PE - BI/001PC - BI/004HP - BI/006.		

CODE	DESCRIPTION	PICTURE	PIECES PER PALLET
KT231	Fixing plate for code BAFS/01, BAFS/02, BAFS/03, BAFS/04, BAFS/05.		
KT233	Fixing plate with stay bolts and screws for series TRIX.		
KT240	Fixing plate with stay bolts and screws for series BIONIK.		
KT241	Fixing plate with stay bolts and screws for series CRA.		
KT244	Fixing plate with stay bolts and screws for BI/008.		
KT249	Column mounting plate for AYRON series.		

CODE	DESCRIPTION	PICTURE	PIECES PER PALLET
LT304	Pair of short telescopic arms 600 mm with splined bushing and plate for welding on.		
LT304Q	Pair of short telescopic arms 600 mm version square connection and plate for welding on.		
LT305	Pair of long telescopic arms 800 mm with splined bushing and plate for welding on.		
LT305Q	Pair of long telescopic arms 800 mm version square connection and plate for welding on.		
LT309	Pair of short telescopic arms 600 mm with cylindrical bushing and plate for welding on.		
LT310	Pair of long telescopic arms 800 mm with cylindrical bushing and plate for welding on.		





CODE	DESCRIPTION	PICTURE	PIECES PER PALLET
LT311	Pair of short telescopic arms 600 mm with plate for welding on.		
LT312	Pair of long telescopic arms 800 mm with plate for welding on.		
LT313	Rough splined bushing for welding on.		
LT322	Pair long curved telescopic arms 800 mm with cylindrical bushing and plate for welding on.		
LT322Q	Pair long curved telescopic arms 800 mm version square connection and plate for welding on.		
LT323	Pair long curved telescopic arms 800 mm with splined bushing and plate for welding on.		

CODE	DESCRIPTION	PICTURE	PIECES PER PALLET
FU100	Cold galvanised foundation box and lid.		
FU101	Hot galvanised foundation box and lid.		
FU102	Hot galvanised foundation box and inox lid.		
FU103	Inox AISI 304 foundation box and lid.		
FU500DX	Right foundation box for H21/500 made in steel with cataphoresis finishing and galvanised lid.		
FU500SX	Left foundation box for H21/500 made in steel with cataphoresis finishing and galvanised lid.		
FU800	Cold galvanised foundation box series E30.		

CODE	DESCRIPTION	PICTURE	PIECES PER PALLET	
CF1500	Pair of column H 500 for photocells series R90.			
CF1501	Pair of column H 1000 for photocells series R90.			
TRIX50	Anodised aluminium column TRIX series, H = 500 mm, for the installation in the 3 sides of the adjustable photocells series T90. Optional installation in the top of key and keypad selectors.			
TRIX100	Anodised aluminium column TRIX series, H = 1000 mm, for the installation in the 3 sides of the adjustable photocells series T90. Optional installation in the top of key and keypad selectors			
TRIX50/G90	Anodised aluminium column TRIX series, H = 500 mm, for the installation in the top of the photocells series G90. Optional installation in the 3 sides of the adjustable photocells series T90.			
TRIX100/G90	Anodised aluminium column TRIX series, H = 1000 mm, for the installation in the top of the photocells series G90. Optional installation in the 3 sides of the adjustable photocells series T90.			

CODE	DESCRIPTION	PICTURE	PIECES PER PALLET
CRA50	Column H 500 for photocell G90/F2ES - G90/F4ES.		20
CRA100	Column H 1000 for photocell G90/F2ES - G90/F4ES.		20
CRA50/M90	Column H 500 for photocells M90/F2ESO - M90/F4ESO.		20
CRA100/M90	Column H 1000 for photocells M90/F2ESO - M90/F4ESO.		20
CRA/BAR	Post for photocells G90/F2ES - G90/F4ES - for spaced installation on a barrier cabinet (+23cm).		
CRA/BAR/M90	Post for photocells M90/F2ESO - M90/F4ESO for spaced installation on a barrier cabinet (+23 cm).		






Standard accessories box








CODE	DESCRIPTION	PICTURE	PIECES PER PALLET	
KT207	Standard installation accessories series R21.			
KT218	Gate pull bracket for series articulated.			
KT227	Standard installation accessories series H21/500.			
KT229	Standard installation accessories series R21 (FU103 INOX).			



ACCESSORIES

Plastic box


CODE	DESCRIPTION	PICTURE	PIECES PER PALLET	
HT400	Plastic box for control unit R70/2AC and H70/200AC.		100	
HT401	Plastic box for R93/RX12A/U - H93/RX2RC/U - H85/DEC2/BOX.			
HT411	Plastic box for control unit B70/2DC - B70/2ML.		100	
HT418	External box without batteries, for battery BT12V45 (12V DC 4,5 Ah).		50	
HT421	External box without batteries, for battery BT12V45 (4,5 Ah), BT12V70 (7 Ah) and BT12V120 (12 Ah), up to a maximum of 3 batteries.		50	

CODE	DESCRIPTION	PICTURE	PIECES PER PALLET
GA550	Galvanised steel rack 22x22x1000 module 4.		
GA551	Galvanised steel rack 30x12x1000 module 4 with spacers and screws.		
GA554	Pocket of 6 spacers (2,5 cm) and screws.		
GA557	Roger Technology nylon rack module 4 with 6 connectors L.1000.		
GA558	Roger Technology nylon rack module 6 with 6 connectors L.1000.		
LT328	Pinion Z17 mod. 4 with increased thickness H.38 for series R30 - G30 - E30 (except BG30/1504/HS).		
LT331	Pinion Z11 mod. 6 only for series G30 - BG30 (except BG30/1504/HS).		






ACCESSORIES









Rack

CODE	DESCRIPTION	PICTURE	PIECES PER PALLET	
LT330	Chain drive kit for H30 - BH30 series.			
LT334	1/2" X 5/16" 5 meter chain piece for LT330 with joint.			







Limit switch

CODE	DESCRIPTION	PICTURE	PIECES PER PALLET	
MC755	Pairs of clips for mechanical limit switch.			
MC756	Pairs of magnets for magnetic limit switch.			
MC762	Mechanical limit switch + encoder cable + security microswitch, for control unit H70/100AC - H70/105AC.			

CODE	DESCRIPTION	PICTURE	PIECES PER PALLET
MC764	Magnetic limit switch + encoder cable + security microswitch, for control unit H70/100AC - H70/105AC.		
MC770	Kit optional microswitch in closing with cable series R20.		
MC772	Mechanical limit switch for control unit H70/103AC, H70/104AC, B70/1DC and B70/1DCHP.		
MC773	Kit mechanical limit switch for control unit H70/103AC, H70/104AC, B70/1DC, B70/1DCHP.		
MC774	Magnetic limit switch for control unit H70/103AC, H70/104AC and B70/1DC.		
MC775	Kit magnetic limit switch for control unit H70/103AC, H70/104AC, B70/1DC, B70/1DCHP.		
MC778	Kit optional 2° limit switch series M20.		
MC783	Pair of increased magnets for magnetic limit switch, only for GA558.		








Mechanical stopper kit

CODE	DESCRIPTION	PICTURE	PIECES PER PALLET
MC779	Kit 2 mechanical stop for M20 - G20 - H20 series.		
MC780	Kit 2 mechanical stop R20 series.		
MC781	Kit 2 mechanical stop BR20, BE20 series, R20/300MS and R20/500MS.		
MC782	Kit 2 mechanical stop SMARTY series.		



ACCESSORIES







External release system kit







CODE	DESCRIPTION	PICTURE	PIECES PER PALLET
RL653	Kit for release from outside with key and extension.		
RL656	Kit for release from outside with key (variable key code).		
RL657	Kit for release from outside without handle for R41 series.		
RL662	Kit for release from outside with key (fixed key code KA3001).		
RL669	Kit for release from outside without handle for series SMARTY.		
RL671	Metallic wire length 3 m for release from outside.		
RL673	External manual release kit without handle AYRON series.		




ACCESSORIES

Opening levers 125° - 360°


CODE	DESCRIPTION	PICTURE	PIECES PER PALLET
LT300	Levers for opening up to 125°.		
LT301	Levers for opening up to 360°.		
LT301/R	Levers for opening up to 360° , with reinforced chain.		
LT300/90SX	Levers for opening up to 103° - 90° turned - left.		
LT300/90DX	Levers for opening up to 103° - 90° turned - right.		
LT327/SC	Pinion gear ¾ Z13 of adaptation in pinion combining ¾ Z16.		

CODE	DESCRIPTION	PICTURE	PIECES PER PALLET
SMARTY/EMA	Module Encoder Magnetic Absolute for SMARTY Series.		
B73/EXP	Signal status board, 2 output for CTRL - CTRL/P		
B73/LTM	RGB boom light and traffic light control device for CTRL.		
R85/60EI/LED	Light LED for series R85 selector.		
R21/ENC/2	Module encoder for R21 series with 2 mt cable.		
R21/ENC/10	Module encoder for R21 series with 10 mt cable.		

● AVAILABLE DURING THE YEAR







CODE	DESCRIPTION	PICTURE	PIECES PER PALLET	
B74/BCONNECT	Module WI-FI B-CONNECT - Remote management and programming system in IP and CLOUD web browser mode via Wi-Fi hot spot P2P connection for Brushless control units (B70/2ML - EDGE1 - CTRL - CTRL/P - B70/1DCHP).			

Electrolocker module

CODE	DESCRIPTION	PICTURE	PIECES PER PALLET	
H70/EL	Electric lock module 12V for control unit H70/200AC - H70/104AC - H70/105AC.			

Digital loop detector

CODE	DESCRIPTION	PICTURE	PIECES PER PALLET	
DLD1/24	Loop detector for 1 loop, 2 output, 24V AC/DC.			
DLD2/24	Loop detector for 2 loop, 2 output + output alarm, 24V AC/DC.			

CODE	DESCRIPTION	PICTURE	PIECES PER PALLET
SP/48/01	Spring diameter 48 mm for barriers.		
SP/61/01	Spring diameter 61 mm for barriers.		
SP/72/01	Spring diameter 72 mm for barriers.		
SP/83/01	Spring diameter 83 mm for barriers.		
SP/85/01	Spring diameter 85 mm for barriers.		
SP/85/AS/02	Assembly 2 spring diameter 85 mm for barriers.		



ACCESSORIES

Fixing box

CODE	DESCRIPTION	PICTURE	PIECES PER PALLET
R85/60CI	Casing diameter 60 mm for built in selectors and photocells. Pocket 6 pieces.		



Release systems





CODE	DESCRIPTION	PICTURE	PIECES PER PALLET
RL650	Release system with standard lever.		
RL650/R	Release system with standard lever, reinforced steel version.		
RL651	Release system with european cylinder key.		






>continue









ACCESSORIES







Release systems

CODE	DESCRIPTION	PICTURE	PIECES PER PALLET	
RL652	Standard release lever for underground.			
RL663	Long release lever for underground.			
RL750	Lever release system for underground H21/500.			
RL670	European cylinder key for release system series SMARTY - BIONIK.			







CODE	DESCRIPTION	PICTURE	PIECES PER PALLET
KT201	Long front hinge plate, to weld.		
KT201/R	Screw-welded Long front bracket.		
KT202	Short front hinge plate to weld.		
KT202/R	Screw-welded short front bracket.		
KT203	Long rear hinge plate to weld.		
KT203/R	Screw-adjustable long rear bracket.		
KT204	Short rear hinge plate to weld.		

>continue

CODE	DESCRIPTION	PICTURE	PIECES PER PALLET	
KT204/R	Screw-adjustable short rear bracket.			
KT205	Kit 3 hinge plates long series, to weld.			
KT205/R	Kit of screw-adjustable long rear bracket and screw-welded long front bracket.			
KT206	Kit three hinge plates short to weld.			
KT206/R	Kit of screw-adjustable short rear bracket and screw-welded short front bracket.			
KT245	Front bracket to screw (MONOS4).			

CODE	DESCRIPTION	PICTURE	PIECES PER PALLET	
KT246	Kit of screw adjustable short rear bracket and front bracket to screw (MONOS4).			
KT234	Short front hinge plate, to weld, for series SMARTY.			
KT235	Long front hinge plate, to weld, for series SMARTY.			
KT236	Rear hinge plate, to weld, for series SMARTY.			
KT237	Kit 3 hinge plates short, to weld, for series SMARTY5 - SMARTY5R5.			
KT238	Kit 3 hinge plates long series, to weld, for series SMARTY7 - SMARTY7R.			



>continue









CODE	DESCRIPTION	PICTURE	PIECES PER PALLET	
KT208	Plate for fixing to post R23 series.			
KT209	Plate for fixing to post H23 series.			
KT216	Supporting plate L.619 mm for R41 series.			
KT217	Fixing plate L.2000 mm for R41 series.			
KT228	Fixing plate for flashing light R92 series.			
KT239	Kit DIN rail with magnetic support.			













ACCESSORIES

Fixing clamp

CODE	DESCRIPTION	PICTURE	PIECES PER PALLET	
KT242	Cable passage kit with magnetic support for barriers.			
KT243	Fixing plate for flashing light FIFHTY series.			
KT248	Front bracket support with M8 pins for MONOS4.			

CODE	DESCRIPTION	PICTURE	PIECES PER PALLET
ALED/4C	4-metre LED strip with connection cable for barrier boom (red colour).		
ALED/6C	6-metre LED strip with connection cable for barrier boom (red colour).		
ALED/8C	8-metre LED strip with connection cable for barrier boom (red colour).		
ALED/12C	12-metre LED strip with connection cable for barrier boom (red colour).		
ALED/4C/RGB 	4-metre RGB LED strip with connection cable for barrier boom.		
ALED/6C/RGB 	6-metre RGB LED strip with connection cable for barrier boom.		

 AVAILABLE DURING THE YEAR

CODE	DESCRIPTION	PICTURE	PIECES PER PALLET
ALED/8C/RGB 	8-metre RGB LED strip with connection cable for barrier boom.		
ALED/12C/RGB 	12-metre RGB LED strip with connection cable for barrier boom.		
BI/BLED/4/RGB 	RGB LED strip with connection cable for BI/004 barrier header.		
BI/BLED/6/RGB 	RGB LED strip with connection cable for BI/004HP - BI/006 - BI/001PE - BI/001PC barrier header.		
BI/BLED/8/RGB 	RGB LED strip with connection cable for BI/008 barrier header.		



Digital intelligence
with a human heart



Vandal protection

CODE	DESCRIPTION	PICTURE	PIECES PER PALLET
DEF/01	Pair of anti-vandal protection shells for adjustable photocells M90/F2ESO – M90/F4ESO.		
HT420	MONOS4 Series stem cover.		



Signboards

CODE	DESCRIPTION	PICTURE	PIECES PER PALLET
R99/C/001AL	Signboard "Automatic Opening" Aluminium version.		
R99/C/001	Signboard "Automatic Opening".		
R99/BASB20	Pack of 20 stickers for barrier.		

General Sales Terms

INTRODUCTION TO CONDITIONS

These conditions of sale supersede all previous conditions and are automatically applied to all orders and order confirmations that the customer concludes for Roger Technology brand products or any other trademark owned by Roger Technology. All sales to the client are governed by these conditions of sale being integral part of the sale agreement and supersede and cancel any contrary or different or special agreement clause contained in the order or other document by the client. Roger Technology reserves the right to make any changes without notice aimed at functional improvement and quality of its products.

ORDERS

All orders are subject to their availability and various technical modifications or production. Roger Technology reserves the right to accept or not, all or part of the customer orders on the basis of their conformity or otherwise of these terms and conditions and availability of required products. Roger Technology reserves the right to make technical or production modifications at any time to products without customers making any claims.

PRICE LIST

The products are sold by Roger Technology in reference to the price list in force at the time of confirmation of order and its delivery. The customer agrees to accept unreservedly any changes in the price list that took place between the order and delivery of the product. The current price list supersedes all previous price lists. All list prices are quoted ex-factory (ex works) excluding VAT. The information and prices contained in this price list may change at any time at the sole discretion and decision of Roger Technology.

TERMS OF DELIVERY

All products are delivered ex factory Roger Technology S.r.l at the plant in S. Botticelli, 8-31021 - Bonisiolo di Mogliano Veneto - TV - Italy. All delivery times refer exclusively to those indicated on order confirmations to be understood tentatively and with no obligation, and any delay does not entitle the customer to request the termination of all or any part of the contract, to refuse delivery

or to claim damages. The delivery obligation is satisfied by written notice by Roger Technology to the client with a "products ready for shipment". Roger Technology S.r.l. reserves the right to extend the delivery terms or to terminate the supply agreement without any obligation of compensation in all cases of force majeure such as weather, earthquakes, strikes, fires, the impossibility of procurement of raw material, incorrect reporting or delay by the customer in the transmission of information necessary for order and failure to comply with terms of payment by the customer or any other event beyond our control.

SHIPPING AND PRODUCT RECALL

The delivery is carried out through written communication to the Reseller with a "products ready for shipment". Transportation costs and the cost of insurance if applicable are therefore charged to the customer. In the event that, by virtue of a specific agreement, the Manufacturer is responsible to provide for the transportation of products to the warehouse of the client, or to other destinations indicated by the reseller, the costs will be charged to the customer resulting in invoices attached to orders including the insurance costs of the Product, unless the customer does not declare in writing that one does not intend to insure the goods, taking upon himself all risks.

The customer is obliged to collect the goods as soon as they have been made available to him through communication of "products ready for shipment" or any other type of activity or communication. In case of delay in the collection of the Products by the customer, Roger Technology will have the right not just to ask for full payment of the price but also the reimbursement of storage or parking excluding damages compensation. From the notice of "products ready for shipment" the risk for each fortuitous event is transferred to the customer.

WARRANTY

All products in the price list are carefully checked and tested by Roger Technology thanks to its internal business model. Roger Technology guarantees all of its branded products Roger Technology or any other own brand against defects of material used or manufactured in accordance with

the installation and use conditions & limits specified by Roger Technology. The Roger Technology warranty period offered to customers is 36 months for the mechanical and electrical part and 24 months for all the electronic parts, from the date of manufacturing of each Roger Technology brand product or any other own mark in accordance with current regulations to protect consumers. The warranty is limited solely to the total or partial repair or replacement of the product considered faulty in the opinion of the internal Customer Service of Roger Technology, excluded, therefore, from the warranty is any preconception, expense or damage of any kind incurred by the customer. In no event is Roger Technology responsible for problems resulting from the incorrect installation of the products. It is absolutely understood that all products that are replaced, during repair activities remain the property of Roger Technology. All installations by the customer must be made with the full knowledge and technical skills needed and appropriate to carry out the installation in a work-manlike manner observing correctly all the mounting and electrical connection instructions in accordance with applicable laws in force at the time of the installation.

Roger Technology assumes no liability in the event of non-compliance with mounting and electrical connection instructions or electrical regulations and other specific rules in force at the time of the installation, especially in cases where mechanical or electrical accessories or components of Roger Technology are installed, used and connected without a careful observance of schemes and types of connection for which were designed. At the same time Roger Technology assumes no liability for the use or application of the products for purposes that are not appropriate to the nature, scope and level of ability. Roger Technology assumes no responsibility in the event of connection, association, or interaction of its products with others not supplied by Roger Technology. In fact, the customer is required to apply Roger Technology products only in combination with other brand products of Roger Technology. Otherwise, the warranty will not be valid, this also applies if the user fails to report the defect within the time allowed or if the parts returned as defective, have been tampered with or otherwise repaired.

COMPLAINTS AND PRODUCT DEFECTS

Any claims for merchandise shortages or failures or defects visible from external inspection of packages should be detected as soon as the goods are received and communicated to Roger Technology, no later than 7 days after delivery by written notice and photographic documentation must be sent to Roger Technology together with the relevant documentation, DDT for EU countries and invoice for countries outside the EU.

Any claims for defects of conformity of the goods which are not detectable from external examination of packages should be communicated to the customer service internal to Roger Technology through email to support@rogertechnology.it with related documentation.

Refunds of goods without prior consent in writing by Roger Technology are not accepted, also any type of claim can never give rise to the annulment of all or part of the order, much less to the delay or suspension of payment which will nevertheless always be made in full.

TRANSFER OF OWNERSHIP

Roger Technology retains title to the goods sold until full payment of the same, then it is agreed that the transfer of ownership of the Products sold and orders must be implemented at the same time of total payment of sales invoices. In the event of non-payment, Roger Technology can resume the immediate possession of the products sold anywhere.

TERMS OF PAYMENT

All payments must be made exclusively to Roger Technology and carried out the terms and conditions indicated in the invoice.

In the event that the customer does not comply with the terms of payment agreed between the Parties, Roger Technology will charge interest for late payment of trade receivables to the extent currently regulated by Legislative Decree n. 231 of 2002, or possibly one that

will regulate the matter, and this without any formal notice or communication. In the case in which are provided payments in several instalments, or are planned advances and in general in case of late payment to an agreed maturity date by the customer, Roger Technology may suspend the execution of the order or later and further orders. The payments, even if they have different causal indicated by the client, in each case can be attributed to unpaid invoices. Roger Technology may also suspend the execution of orders where is ascertained the substantial change in the structure and/or shareholder of the client, as well as in cases of elevation of protests, enforcement measures or insolvency, emissions of injunctions of payments, suspension deferrals or delays in the fulfilment of obligations to third-party creditors. In the case of total non-payment, the sale may be terminated as of right at any time with a simple written notice by Roger Technology to the client, stating the use of this clause and without the need for any judicial form. All goods delivered and not paid shall be returned to Roger Technology, through the means of Roger Technology or other transports at the expense of the client.

TRADEMARK

The client acknowledges that Roger Technology is the exclusive owner of the trademarks and any other rights of industrial and intellectual property on products as well as catalogues, brochures, internet communication and any other material and documentation related. Any resulting goodwill is exclusively owned by Roger Technology.

The client is fully aware that Roger Technology products are covered by patents and subject to industrial know-how and design exclusive property of Roger Technology.

It is expressly forbidden for the client to violate such rights owned by Roger Technology or in any case remove, conceal or alter any trademark or other distinguishing marks affixed to the products as well as to put new one of any kind. Unless authorized in writing by Roger Technology, it is forbidden any form of reproduction or use of the Roger Technology trademark or any other distinctive mark on the products.

ACCREDITATIONS

The Roger Technology products show in the appropriate documentation, the necessary data identification of accreditations obtained. Familiarity and compliance with any regulations governing the use of radio controls and equipment are burden on the installer and the user who performs the installation.

EXCEPTIONS

At the time of signing the contract or order confirmation the client accepts these conditions of sale. Any changes thereto must be signed by Roger Technology before signing the order, which is valid in any case for each contract.

JURISDICTION

For any dispute that may arise during the course of the contract and individual sales contracts governed by the same, shall be exclusively settled by the Court of Treviso.



Via S. Botticelli, 8 - 31021, Bonisiolo di Mogliano Veneto (TV) - ITALY
T. +39 041 5937023 - F. +39 041 5937024

WWW.ROGERTECHNOLOGY.COM