Small-Area Global Elections Archive

Codebook

Version 1.0

Noah Dasanaike

May 29, 2026

Contents

1 Afghanistan 7
- 1.1 Notes . . . 7
- 1.2 Data Source(s) . . . 7
- 1.3 Elections Summary . . . 7
- 1.4 Sample Electoral Units . . . 7
- 1.5 Aggregate Election Results . . . 10
- 1.6 Electoral Geography . . . 13

2 Albania 14
- 2.1 Notes . . . 14
- 2.2 Data Source(s) . . . 14
- 2.3 Elections Summary . . . 14
- 2.4 Sample Electoral Units . . . 14
- 2.5 Aggregate Election Results . . . 15
- 2.6 Electoral Geography . . . 17

3 Argentina 19
- 3.1 Notes . . . 19
- 3.2 Data Source(s) . . . 19
- 3.3 Elections Summary . . . 19
- 3.4 Sample Electoral Units . . . 19
- 3.5 Aggregate Election Results . . . 23
- 3.6 Electoral Geography . . . 35

4 Armenia 37
- 4.1 Notes . . . 37
- 4.2 Data Source(s) . . . 37
- 4.3 Elections Summary . . . 37
- 4.4 Sample Electoral Units . . . 37
- 4.5 Aggregate Election Results . . . 39
- 4.6 Electoral Geography . . . 43

5 Australia 44
- 5.1 Notes . . . 44
- 5.2 Data Source(s) . . . 44

5.3 Elections Summary . . . 44
5.4 Sample Electoral Units . . . 44
5.5 Aggregate Election Results . . . 48
5.6 Electoral Geography . . . 58

6 Austria 59
6.1 Notes . . . 59
6.2 Data Source(s) . . . 59
6.3 Elections Summary . . . 59
6.4 Sample Electoral Units . . . 59
6.5 Aggregate Election Results . . . 62
6.6 Electoral Geography . . . 67

7 Bangladesh 69
7.1 Notes . . . 69
7.2 Data Source(s) . . . 69
7.3 Elections Summary . . . 69
7.4 Sample Electoral Units . . . 69
7.5 Aggregate Election Results . . . 71
7.6 Electoral Geography . . . 74

8 Belgium 75
8.1 Notes . . . 75
8.2 Data Source(s) . . . 75
8.3 Elections Summary . . . 75
8.4 Sample Electoral Units . . . 75
8.5 Aggregate Election Results . . . 77
8.6 Electoral Geography . . . 81

9 Bhutan 82
9.1 Notes . . . 82
9.2 Data Source(s) . . . 82
9.3 Elections Summary . . . 82
9.4 Sample Electoral Units . . . 82
9.5 Aggregate Election Results . . . 83
9.6 Electoral Geography . . . 83

10 Bolivia 85
10.1 Notes . . . 85
10.2 Data Source(s) . . . 85
10.3 Elections Summary . . . 85
10.4 Sample Electoral Units . . . 85
10.5 Aggregate Election Results . . . 90
10.6 Electoral Geography . . . 91
11 Bosnia and Herzegovina 93
11.1 Notes . . . 93
11.2 Data Source(s) . . . 93
11.3 Elections Summary . . . 93
11.4 Sample Electoral Units . . . 93
11.5 Aggregate Election Results . . . 95
11.6 Electoral Geography . . . 100
12 Botswana 102
12.1 Notes . . . 102
12.2 Data Source(s) . . . 102
12.3 Elections Summary . . . 102
12.4 Sample Electoral Units . . . 102
12.5 Aggregate Election Results . . . 103
12.6 Electoral Geography . . . 104
13 Brazil 106
13.1 Notes . . . 106
13.2 Data Source(s) . . . 106
13.3 Elections Summary . . . 106
13.4 Sample Electoral Units . . . 106
13.5 Aggregate Election Results . . . 113
13.6 Electoral Geography . . . 119
14 Bulgaria 121
14.1 Notes . . . 121
14.2 Data Source(s) . . . 121
14.3 Elections Summary . . . 121
14.4 Sample Electoral Units . . . 122

14.5 Aggregate Election Results . . . 128
14.6 Electoral Geography . . . 143

15 Cabo Verde 144
15.1 Notes . . . 144
15.2 Data Source(s) . . . 144
15.3 Elections Summary . . . 144
15.4 Sample Electoral Units . . . 144
15.5 Aggregate Election Results . . . 145
15.6 Electoral Geography . . . 146

16 Canada 147
16.1 Notes . . . 147
16.2 Data Source(s) . . . 147
16.3 Elections Summary . . . 147
16.4 Sample Electoral Units . . . 148
16.5 Aggregate Election Results . . . 153
16.6 Electoral Geography . . . 161

17 Chile 163
17.1 Notes . . . 163
17.2 Data Source(s) . . . 163
17.3 Elections Summary . . . 163
17.4 Sample Electoral Units . . . 163
17.5 Aggregate Election Results . . . 168
17.6 Electoral Geography . . . 175

18 Colombia 176
18.1 Notes . . . 176
18.2 Data Source(s) . . . 176
18.3 Elections Summary . . . 176
18.4 Sample Electoral Units . . . 176
18.5 Aggregate Election Results . . . 177
18.6 Electoral Geography . . . 180

19 Costa Rica 182
19.1 Notes . . . 182

19.2 Data Source(s) . . . 182
19.3 Elections Summary . . . 182
19.4 Sample Electoral Units . . . 182
19.5 Aggregate Election Results . . . 184
19.6 Electoral Geography . . . 189

20 Croatia 190
20.1 Notes . . . 190
20.2 Data Source(s) . . . 190
20.3 Elections Summary . . . 191
20.4 Sample Electoral Units . . . 191
20.5 Aggregate Election Results . . . 197
20.6 Electoral Geography . . . 224

21 Cyprus 225
21.1 Notes . . . 225
21.2 Data Source(s) . . . 225
21.3 Elections Summary . . . 225
21.4 Sample Electoral Units . . . 225
21.5 Aggregate Election Results . . . 229
21.6 Electoral Geography . . . 237

22 Czechia 239
22.1 Notes . . . 239
22.2 Data Source(s) . . . 239
22.3 Elections Summary . . . 239
22.4 Sample Electoral Units . . . 239
22.5 Aggregate Election Results . . . 242
22.6 Electoral Geography . . . 252

23 Denmark 254
23.1 Notes . . . 254
23.2 Data Source(s) . . . 254
23.3 Elections Summary . . . 254
23.4 Sample Electoral Units . . . 254
23.5 Aggregate Election Results . . . 257
23.6 Electoral Geography . . . 260

24 Dominica 261
24.1 Notes . . . 261
24.2 Data Source(s) . . . 261
24.3 Elections Summary . . . 261
24.4 Sample Electoral Units . . . 261
24.5 Aggregate Election Results . . . 263
24.6 Electoral Geography . . . 264
25 Dominican Republic 266
25.1 Notes . . . 266
25.2 Data Source(s) . . . 266
25.3 Elections Summary . . . 266
25.4 Sample Electoral Units . . . 267
25.5 Aggregate Election Results . . . 275
25.6 Electoral Geography . . . 288
26 Ecuador 290
26.1 Notes . . . 290
26.2 Data Source(s) . . . 290
26.3 Elections Summary . . . 290
26.4 Sample Electoral Units . . . 291
26.5 Aggregate Election Results . . . 295
26.6 Electoral Geography . . . 305
27 El Salvador 307
27.1 Notes . . . 307
27.2 Data Source(s) . . . 307
27.3 Elections Summary . . . 307
27.4 Sample Electoral Units . . . 307
27.5 Aggregate Election Results . . . 309
27.6 Electoral Geography . . . 310
28 Estonia 312
28.1 Notes . . . 312
28.2 Data Source(s) . . . 312
28.3 Elections Summary . . . 312
28.4 Sample Electoral Units . . . 312

28.5 Aggregate Election Results . . . 314
28.6 Electoral Geography . . . 315

29 Fiji 316
29.1 Notes . . . 316
29.2 Data Source(s) . . . 316
29.3 Elections Summary . . . 316
29.4 Sample Electoral Units . . . 316
29.5 Aggregate Election Results . . . 317
29.6 Electoral Geography . . . 318

30 Finland 319
30.1 Notes . . . 319
30.2 Data Source(s) . . . 319
30.3 Elections Summary . . . 319
30.4 Sample Electoral Units . . . 319
30.5 Aggregate Election Results . . . 324
30.6 Electoral Geography . . . 329

31 France 332
31.1 Notes . . . 332
31.2 Data Source(s) . . . 332
31.3 Elections Summary . . . 333
31.4 Sample Electoral Units . . . 333
31.5 Aggregate Election Results . . . 339
31.6 Electoral Geography . . . 351

32 Georgia 354
32.1 Notes . . . 354
32.2 Data Source(s) . . . 354
32.3 Elections Summary . . . 354
32.4 Sample Electoral Units . . . 354
32.5 Aggregate Election Results . . . 356
32.6 Electoral Geography . . . 363

33 Germany 365
33.1 Notes . . . 365

33.2 Data Source(s) . . . 365
33.3 Elections Summary . . . 365
33.4 Sample Electoral Units . . . 366
33.5 Aggregate Election Results . . . 369
33.6 Electoral Geography . . . 378

34 Ghana 379
34.1 Notes . . . 379
34.2 Data Source(s) . . . 379
34.3 Elections Summary . . . 379
34.4 Sample Electoral Units . . . 379
34.5 Aggregate Election Results . . . 381
34.6 Electoral Geography . . . 385

35 Greece 386
35.1 Notes . . . 386
35.2 Data Source(s) . . . 386
35.3 Elections Summary . . . 386
35.4 Sample Electoral Units . . . 386
35.5 Aggregate Election Results . . . 390
35.6 Electoral Geography . . . 400

36 Greenland 402
36.1 Notes . . . 402
36.2 Data Source(s) . . . 402
36.3 Elections Summary . . . 402
36.4 Sample Electoral Units . . . 403
36.5 Aggregate Election Results . . . 406
36.6 Electoral Geography . . . 411

37 Guatemala 412
37.1 Notes . . . 412
37.2 Data Source(s) . . . 412
37.3 Elections Summary . . . 412
37.4 Sample Electoral Units . . . 412
37.5 Aggregate Election Results . . . 414
37.6 Electoral Geography . . . 417

38 Guyana 418
38.1 Notes . . . 418
38.2 Data Source(s) . . . 418
38.3 Elections Summary . . . 418
38.4 Sample Electoral Units . . . 418
38.5 Aggregate Election Results . . . 419
38.6 Electoral Geography . . . 420
39 Honduras 421
39.1 Notes . . . 421
39.2 Data Source(s) . . . 421
39.3 Elections Summary . . . 421
39.4 Sample Electoral Units . . . 421
39.5 Aggregate Election Results . . . 422
39.6 Electoral Geography . . . 424
40 Hong Kong 426
40.1 Notes . . . 426
40.2 Data Source(s) . . . 426
40.3 Elections Summary . . . 426
40.4 Sample Electoral Units . . . 426
40.5 Aggregate Election Results . . . 428
40.6 Electoral Geography . . . 430
41 Hungary 432
41.1 Notes . . . 432
41.2 Data Source(s) . . . 432
41.3 Elections Summary . . . 432
41.4 Sample Electoral Units . . . 432
41.5 Aggregate Election Results . . . 434
41.6 Electoral Geography . . . 439
42 Iceland 441
42.1 Notes . . . 441
42.2 Data Source(s) . . . 441
42.3 Elections Summary . . . 442
42.4 Sample Electoral Units . . . 443

42.5 Aggregate Election Results . . . 449
42.6 Electoral Geography . . . 459

43 India 461
43.1 Notes . . . 461
43.2 Data Source(s) . . . 461
43.3 Elections Summary . . . 461
43.4 Sample Electoral Units . . . 461
43.5 Aggregate Election Results . . . 462
43.6 Electoral Geography . . . 481

44 Indonesia 483
44.1 Notes . . . 483
44.2 Data Source(s) . . . 483
44.3 Elections Summary . . . 483
44.4 Sample Electoral Units . . . 483
44.5 Aggregate Election Results . . . 485
44.6 Electoral Geography . . . 486

45 Iran 487
45.1 Notes . . . 487
45.2 Data Source(s) . . . 487
45.3 Elections Summary . . . 487
45.4 Sample Electoral Units . . . 487
45.5 Aggregate Election Results . . . 488
45.6 Electoral Geography . . . 488

46 Ireland 490
46.1 Notes . . . 490
46.2 Data Source(s) . . . 490
46.3 Elections Summary . . . 490
46.4 Sample Electoral Units . . . 490
46.5 Aggregate Election Results . . . 492
46.6 Electoral Geography . . . 495

47 Israel 497
47.1 Notes . . . 497

47.2 Data Source(s) . . . 497
47.3 Elections Summary . . . 497
47.4 Sample Electoral Units . . . 497
47.5 Aggregate Election Results . . . 500
47.6 Electoral Geography . . . 511

48 Italy 512
48.1 Notes . . . 512
48.2 Data Source(s) . . . 512
48.3 Elections Summary . . . 513
48.4 Sample Electoral Units . . . 513
48.5 Aggregate Election Results . . . 519
48.6 Electoral Geography . . . 551

49 Jamaica 553
49.1 Notes . . . 553
49.2 Data Source(s) . . . 553
49.3 Elections Summary . . . 553
49.4 Sample Electoral Units . . . 553
49.5 Aggregate Election Results . . . 555
49.6 Electoral Geography . . . 556

50 Japan 558
50.1 Notes . . . 558
50.2 Data Source(s) . . . 558
50.3 Elections Summary . . . 558
50.4 Sample Electoral Units . . . 558
50.5 Aggregate Election Results . . . 562
50.6 Electoral Geography . . . 570

51 Kenya 572
51.1 Notes . . . 572
51.2 Data Source(s) . . . 572
51.3 Elections Summary . . . 572
51.4 Sample Electoral Units . . . 572
51.5 Aggregate Election Results . . . 573
51.6 Electoral Geography . . . 574

52 Kosovo 576
52.1 Notes . . . 576
52.2 Data Source(s) . . . 576
52.3 Elections Summary . . . 576
52.4 Sample Electoral Units . . . 576
52.5 Aggregate Election Results . . . 578
52.6 Electoral Geography . . . 581
53 Kyrgyzstan 583
53.1 Notes . . . 583
53.2 Elections Summary . . . 583
53.3 Sample Electoral Units . . . 583
53.4 Aggregate Election Results . . . 587
53.5 Electoral Geography . . . 591
54 Latvia 593
54.1 Notes . . . 593
54.2 Data Source(s) . . . 593
54.3 Elections Summary . . . 593
54.4 Sample Electoral Units . . . 593
54.5 Aggregate Election Results . . . 595
54.6 Electoral Geography . . . 597
55 Lebanon 599
55.1 Notes . . . 599
55.2 Data Source(s) . . . 599
55.3 Elections Summary . . . 599
55.4 Sample Electoral Units . . . 599
55.5 Aggregate Election Results . . . 601
55.6 Electoral Geography . . . 606
56 Lesotho 608
56.1 Notes . . . 608
56.2 Data Source(s) . . . 608
56.3 Elections Summary . . . 608
56.4 Sample Electoral Units . . . 608
56.5 Aggregate Election Results . . . 609

56.6 Electoral Geography . . . 612
57 Liechtenstein 614
57.1 Notes . . . 614
57.2 Data Source(s) . . . 614
57.3 Elections Summary . . . 614
57.4 Sample Electoral Units . . . 614
57.5 Aggregate Election Results . . . 617
57.6 Electoral Geography . . . 619
58 Lithuania 621
58.1 Notes . . . 621
58.2 Data Source(s) . . . 621
58.3 Elections Summary . . . 621
58.4 Sample Electoral Units . . . 621
58.5 Aggregate Election Results . . . 623
58.6 Electoral Geography . . . 635
59 Luxembourg 636
59.1 Notes . . . 636
59.2 Data Source(s) . . . 636
59.3 Elections Summary . . . 636
59.4 Sample Electoral Units . . . 636
59.5 Aggregate Election Results . . . 637
59.6 Electoral Geography . . . 638
60 Madagascar 639
60.1 Notes . . . 639
60.2 Data Source(s) . . . 639
60.3 Elections Summary . . . 639
60.4 Sample Electoral Units . . . 639
60.5 Aggregate Election Results . . . 640
60.6 Electoral Geography . . . 643
61 Malawi 645
61.1 Notes . . . 645
61.2 Data Source(s) . . . 645

61.3 Elections Summary . . . 645
61.4 Sample Electoral Units . . . 645
61.5 Aggregate Election Results . . . 648
61.6 Electoral Geography . . . 649

62 Malaysia 650
62.1 Notes . . . 650
62.2 Data Source(s) . . . 650
62.3 Elections Summary . . . 650
62.4 Sample Electoral Units . . . 650
62.5 Aggregate Election Results . . . 652
62.6 Electoral Geography . . . 655

63 Mauritania 657
63.1 Notes . . . 657
63.2 Data Source(s) . . . 657
63.3 Elections Summary . . . 657
63.4 Sample Electoral Units . . . 657
63.5 Aggregate Election Results . . . 658
63.6 Electoral Geography . . . 659

64 Mexico 661
64.1 Notes . . . 661
64.2 Data Source(s) . . . 661
64.3 Elections Summary . . . 662
64.4 Sample Electoral Units . . . 662
64.5 Aggregate Election Results . . . 674
64.6 Electoral Geography . . . 682

65 Moldova 684
65.1 Notes . . . 684
65.2 Data Source(s) . . . 684
65.3 Elections Summary . . . 684
65.4 Sample Electoral Units . . . 684
65.5 Aggregate Election Results . . . 686
65.6 Electoral Geography . . . 691

66 Mongolia 693
66.1 Notes . . . 693
66.2 Data Source(s) . . . 693
66.3 Elections Summary . . . 693
66.4 Sample Electoral Units . . . 693
66.5 Aggregate Election Results . . . 694
66.6 Electoral Geography . . . 695
67 Montenegro 696
67.1 Notes . . . 696
67.2 Data Source(s) . . . 696
67.3 Elections Summary . . . 696
67.4 Sample Electoral Units . . . 696
67.5 Aggregate Election Results . . . 697
67.6 Electoral Geography . . . 698
68 Myanmar 700
68.1 Notes . . . 700
68.2 Data Source(s) . . . 700
68.3 Elections Summary . . . 700
68.4 Sample Electoral Units . . . 700
68.5 Aggregate Election Results . . . 701
68.6 Electoral Geography . . . 705
69 Namibia 707
69.1 Notes . . . 707
69.2 Data Source(s) . . . 707
69.3 Elections Summary . . . 707
69.4 Sample Electoral Units . . . 707
69.5 Aggregate Election Results . . . 708
69.6 Electoral Geography . . . 710
70 Nepal 712
70.1 Notes . . . 712
70.2 Data Source(s) . . . 712
70.3 Elections Summary . . . 712
70.4 Sample Electoral Units . . . 712

70.5 Aggregate Election Results . . . 713
70.6 Electoral Geography . . . 716
71 Netherlands 718
71.1 Notes . . . 718
71.2 Data Source(s) . . . 718
71.3 Elections Summary . . . 718
71.4 Sample Electoral Units . . . 718
71.5 Aggregate Election Results . . . 722
71.6 Electoral Geography . . . 726
72 New Zealand 729
72.1 Notes . . . 729
72.2 Data Source(s) . . . 729
72.3 Elections Summary . . . 729
72.4 Sample Electoral Units . . . 729
72.5 Aggregate Election Results . . . 734
72.6 Electoral Geography . . . 740
73 Nigeria 742
73.1 Notes . . . 742
73.2 Data Source(s) . . . 742
73.3 Elections Summary . . . 742
73.4 Sample Electoral Units . . . 742
73.5 Aggregate Election Results . . . 743
73.6 Electoral Geography . . . 748
74 North Macedonia 750
74.1 Notes . . . 750
74.2 Data Source(s) . . . 750
74.3 Elections Summary . . . 750
74.4 Sample Electoral Units . . . 750
74.5 Aggregate Election Results . . . 754
74.6 Electoral Geography . . . 756
75 Norway 758
75.1 Notes . . . 758

75.2 Data Source(s) . . . 758
75.3 Elections Summary . . . 758
75.4 Sample Electoral Units . . . 758
75.5 Aggregate Election Results . . . 761
75.6 Electoral Geography . . . 766

76 Pakistan 767
76.1 Notes . . . 767
76.2 Data Source(s) . . . 767
76.3 Elections Summary . . . 767
76.4 Sample Electoral Units . . . 767
76.5 Aggregate Election Results . . . 768
76.6 Electoral Geography . . . 771

77 Panama 772
77.1 Notes . . . 772
77.2 Data Source(s) . . . 772
77.3 Elections Summary . . . 772
77.4 Sample Electoral Units . . . 772
77.5 Aggregate Election Results . . . 773
77.6 Electoral Geography . . . 775

78 Papua New Guinea 776
78.1 Notes . . . 776
78.2 Data Source(s) . . . 776
78.3 Elections Summary . . . 776
78.4 Sample Electoral Units . . . 777
78.5 Aggregate Election Results . . . 779
78.6 Electoral Geography . . . 790

79 Paraguay 792
79.1 Notes . . . 792
79.2 Data Source(s) . . . 792
79.3 Elections Summary . . . 792
79.4 Sample Electoral Units . . . 792
79.5 Aggregate Election Results . . . 798
79.6 Electoral Geography . . . 805

80 Peru 806
80.1 Notes . . . 806
80.2 Data Source(s) . . . 806
80.3 Elections Summary . . . 806
80.4 Sample Electoral Units . . . 807
80.5 Aggregate Election Results . . . 813
80.6 Electoral Geography . . . 823
81 Philippines 825
81.1 Notes . . . 825
81.2 Data Source(s) . . . 825
81.3 Elections Summary . . . 825
81.4 Sample Electoral Units . . . 825
81.5 Aggregate Election Results . . . 827
81.6 Electoral Geography . . . 837
82 Poland 838
82.1 Notes . . . 838
82.2 Data Source(s) . . . 838
82.3 Elections Summary . . . 839
82.4 Sample Electoral Units . . . 839
82.5 Aggregate Election Results . . . 854
82.6 Electoral Geography . . . 869
83 Portugal 871
83.1 Notes . . . 871
83.2 Data Source(s) . . . 871
83.3 Elections Summary . . . 872
83.4 Sample Electoral Units . . . 873
83.5 Aggregate Election Results . . . 883
83.6 Electoral Geography . . . 899
84 Romania 901
84.1 Notes . . . 901
84.2 Data Source(s) . . . 901
84.3 Elections Summary . . . 901
84.4 Sample Electoral Units . . . 901

84.5 Aggregate Election Results . . . 904
84.6 Electoral Geography . . . 913

85 Russia 914
85.1 Notes . . . 914
85.2 Data Source(s) . . . 914
85.3 Elections Summary . . . 915
85.4 Sample Electoral Units . . . 915
85.5 Aggregate Election Results . . . 929
85.6 Electoral Geography . . . 938

86 Senegal 940
86.1 Notes . . . 940
86.2 Data Source(s) . . . 940
86.3 Elections Summary . . . 940
86.4 Sample Electoral Units . . . 940
86.5 Aggregate Election Results . . . 941
86.6 Electoral Geography . . . 943

87 Serbia 945
87.1 Notes . . . 945
87.2 Data Source(s) . . . 945
87.3 Elections Summary . . . 945
87.4 Sample Electoral Units . . . 946
87.5 Aggregate Election Results . . . 953
87.6 Electoral Geography . . . 972

88 Singapore 974
88.1 Notes . . . 974
88.2 Data Source(s) . . . 974
88.3 Elections Summary . . . 974
88.4 Sample Electoral Units . . . 974
88.5 Aggregate Election Results . . . 975
88.6 Electoral Geography . . . 976

89 Slovakia 977
89.1 Notes . . . 977

89.2 Data Source(s) . . . 977
89.3 Elections Summary . . . 977
89.4 Sample Electoral Units . . . 977
89.5 Aggregate Election Results . . . 980
89.6 Electoral Geography . . . 986

90 Slovenia 987
90.1 Notes . . . 987
90.2 Data Source(s) . . . 987
90.3 Elections Summary . . . 987
90.4 Sample Electoral Units . . . 987
90.5 Aggregate Election Results . . . 991
90.6 Electoral Geography . . . 997

91 Solomon Islands 998
91.1 Notes . . . 998
91.2 Data Source(s) . . . 998
91.3 Elections Summary . . . 998
91.4 Sample Electoral Units . . . 998
91.5 Aggregate Election Results . . . 1000
91.6 Electoral Geography . . . 1003

92 South Africa 1005
92.1 Notes . . . 1005
92.2 Data Source(s) . . . 1005
92.3 Elections Summary . . . 1005
92.4 Sample Electoral Units . . . 1005
92.5 Aggregate Election Results . . . 1009
92.6 Electoral Geography . . . 1015

93 South Korea 1017
93.1 Notes . . . 1017
93.2 Data Source(s) . . . 1017
93.3 Elections Summary . . . 1017
93.4 Sample Electoral Units . . . 1018
93.5 Aggregate Election Results . . . 1024
93.6 Electoral Geography . . . 1033

94 Spain 1035
94.1 Notes . . . 1035
94.2 Data Source(s) . . . 1035
94.3 Elections Summary . . . 1036
94.4 Sample Electoral Units . . . 1036
94.5 Aggregate Election Results . . . 1045
94.6 Electoral Geography . . . 1076
95 Sri Lanka 1078
95.1 Notes . . . 1078
95.2 Data Source(s) . . . 1078
95.3 Elections Summary . . . 1078
95.4 Sample Electoral Units . . . 1078
95.5 Aggregate Election Results . . . 1079
95.6 Electoral Geography . . . 1090
96 Sweden 1091
96.1 Notes . . . 1091
96.2 Data Source(s) . . . 1091
96.3 Elections Summary . . . 1091
96.4 Sample Electoral Units . . . 1091
96.5 Aggregate Election Results . . . 1094
96.6 Electoral Geography . . . 1098
97 Switzerland 1100
97.1 Notes . . . 1100
97.2 Data Source(s) . . . 1100
97.3 Elections Summary . . . 1101
97.4 Sample Electoral Units . . . 1101
97.5 Aggregate Election Results . . . 1106
97.6 Electoral Geography . . . 1114
98 Taiwan 1115
98.1 Notes . . . 1115
98.2 Data Source(s) . . . 1115
98.3 Elections Summary . . . 1116
98.4 Sample Electoral Units . . . 1116

98.5 Aggregate Election Results . . . 1123
98.6 Electoral Geography . . . 1129

99 Thailand 1131
99.1 Notes . . . 1131
99.2 Data Source(s) . . . 1131
99.3 Elections Summary . . . 1131
99.4 Sample Electoral Units . . . 1131
99.5 Aggregate Election Results . . . 1132
99.6 Electoral Geography . . . 1135

100 Trinidad and Tobago 1136
100.1 Notes . . . 1136
100.2 Data Source(s) . . . 1136
100.3 Elections Summary . . . 1136
100.4 Sample Electoral Units . . . 1136
100.5 Aggregate Election Results . . . 1137
100.6 Electoral Geography . . . 1139

101 Tunisia 1141
101.1 Notes . . . 1141
101.2 Data Source(s) . . . 1141
101.3 Elections Summary . . . 1141
101.4 Sample Electoral Units . . . 1141
101.5 Aggregate Election Results . . . 1142
101.6 Electoral Geography . . . 1144

102 Turkey 1146
102.1 Notes . . . 1146
102.2 Data Source(s) . . . 1146
102.3 Elections Summary . . . 1146
102.4 Sample Electoral Units . . . 1146
102.5 Aggregate Election Results . . . 1150
102.6 Electoral Geography . . . 1154

103 Uganda 1156
103.1 Notes . . . 1156

103.2Data Source(s) . . . 1156
103.3Elections Summary . . . 1156
103.4Sample Electoral Units . . . 1156
103.5Aggregate Election Results . . . 1159
103.6Electoral Geography . . . 1161
104Ukraine 1163
104.1Notes . . . 1163
104.2Data Source(s) . . . 1163
104.3Elections Summary . . . 1163
104.4Sample Electoral Units . . . 1163
104.5Aggregate Election Results . . . 1164
104.6Electoral Geography . . . 1168
105United Kingdom 1169
105.1Notes . . . 1169
105.2Data Source(s) . . . 1169
105.3Elections Summary . . . 1169
105.4Sample Electoral Units . . . 1169
105.5Aggregate Election Results . . . 1171
105.6Electoral Geography . . . 1174
106United States of America 1176
106.1Notes . . . 1176
106.2Data Source(s) . . . 1176
106.3Elections Summary . . . 1176
106.4Sample Electoral Units . . . 1176
106.5Aggregate Election Results . . . 1179
106.6Electoral Geography . . . 1182
107Uruguay 1184
107.1Notes . . . 1184
107.2Data Source(s) . . . 1184
107.3Elections Summary . . . 1184
107.4Sample Electoral Units . . . 1184
107.5Aggregate Election Results . . . 1187
107.6Electoral Geography . . . 1188

108Vanuatu 1190
108.1Notes . . . 1190
108.2Data Source(s) . . . 1190
108.3Elections Summary . . . 1190
108.4Sample Electoral Units . . . 1190
108.5Aggregate Election Results . . . 1192
108.6Electoral Geography . . . 1195
109Venezuela 1197
109.1Notes . . . 1197
109.2Data Source(s) . . . 1197
109.3Elections Summary . . . 1197
109.4Sample Electoral Units . . . 1197
109.5Aggregate Election Results . . . 1198
109.6Electoral Geography . . . 1199
110Zambia 1200
110.1Notes . . . 1200
110.2Data Source(s) . . . 1200
110.3Elections Summary . . . 1200
110.4Sample Electoral Units . . . 1200
110.5Aggregate Election Results . . . 1201
110.6Electoral Geography . . . 1202

General Notes

- Total vote counts exclude invalid votes.
- All Thiessen polygons across countries use consistent country borders from geoBoundaries. In some rare cases, like Taiwan, where the geoBoundaries lack precise definition, dated OpenStreetMap boundaries are used instead.
- A single dash with a space on either side, " - ", in the party column indicates a coalition between two or more parties; an em-dash is used when either a dash or an em-dash is formally in the party's name.

Variable Definitions

The release has a long-format schema: one row per (country, election, electoral unit, party-or-candidate, vote-tier). Not every column is present for every country; columns are populated where source data supports them and are absent (or NA-filled) otherwise. Suffix conventions: `_b` typically denotes a parallel native-language or alternate-encoding version of the same field (e.g., `NAME1_b` is the localized name; `party_b` is the original-language party name); `_c` carries a third variant such as a coalition or alliance label; `_imp` indicates an imputed value where a primary source was missing.

`country` English country name (e.g., "Germany").

`iso3` ISO 3166-1 alpha-3 country code (e.g., "DEU"). Provided for joining to cross-national datasets.

`NAME1`, `NAME2`, ..., `NAME`k Hierarchical administrative names, from coarsest (`NAME1`, typically state/province/region) to finest (the polling station, municipality, or constituency). The maximum depth k varies by country (e.g., 2 for small unitary states, 5–7 for federations with sub-municipal precincts). `NAME`j`_b` is the localized version of `NAME`j where it differs from English.

`NAME1_raw` (South Korea only) Pre-cleaning original `NAME1` string, before NFC normalization and the digit-prefix repair documented in the country section.

`year` Calendar year of the election. Where two-round elections cross calendar years, the year of the first round is used; the round is recorded in `special_type`/`special_type_b`.

`election_type` Coarse type of the contest. Common values include "Legislative (lower house)", "Presidential", "Legislative (upper house)", "Local". Specialized contests use country-specific labels documented in the country section.

`special_type`, `special_type_b` Disambiguators within an (`year`, `election_type`) cell. Used to distinguish: rounds in a runoff system (*First Round*/*Second Round*); separate vote tiers in mixed-member systems (e.g., *First Vote*/*Second Vote* in Germany); special vote categories collected on different ballots (*Abroad*, *Postal*, *Advance*, *Special*, *Indigenous*); by-elections; and re-runs. Encoding conventions vary across countries; see each country's Notes subsection for the values used.

`party` Standardized English-language party label, harmonized across years within a country. Mergers, splits, and renames are recorded as new `party` values rather than tracked through a stable identifier; the `partyfacts_id` column provides the cross-time hub identifier where it is available.

`party_b` Original-language or original-script party name as printed in source records (e.g., "中國國民黨" for Taiwan's Kuomintang, "Bündnis 90/Die Grünen" for Germany's Greens).

party_c, party_d Where applicable, additional party-name variants: party_c typically holds an alliance/coalition grouping, while party_d is reserved for further disambiguation in countries with multiple parallel naming systems.

candidate (Eleven countries) Standardized candidate name. Where present, each row carries both party and candidate; in single-member-district systems the candidate is the de facto unit of competition.

votes Number of valid votes the party (or candidate) received in the electoral unit identified by NAME1...NAMEk. Excludes blank, null, and invalid ballots.

total_votes Total valid votes cast in the electoral unit for the contest identified by (year, election_type, special_type, special_type_b). Used as the denominator for vote shares.

reg, turnout_reg Number of registered voters and turnout among registered voters (i.e., total_votes_with_invalid / reg) in the electoral unit, where this is reported by the source.

evp, turnout_evp Number of eligible voting-age persons and turnout among the voting-eligible population, where this is reported by the source. Distinguished from reg because not all eligible voters are registered in every system.

latitude, longitude WGS84 coordinates of the electoral unit centroid. For polling-station-level countries this is the geocoded address; for higher-aggregation countries it is the centroid of the named administrative or electoral unit. NA where geocoding was not possible (the unit is still identified by its NAMEj columns).

geometry sf-style polygon geometry for the electoral unit, where the source data provides explicit boundaries or where Thiessen polygons were constructed from polling-station coordinates. Coordinate reference system: WGS84 / EPSG:4326. Absent for countries released as plain data frames without geometry.

geometry_type, geometry_type_b Provenance of the geometry: "Thiessen" for constructed polygons, "Official" for polygons taken from electoral-commission shapefiles, "Administrative" for polygons taken from civilian administrative-boundary sources (e.g., geoBoundaries). geometry_type_b carries a secondary qualifier in the rare cases where a country mixes provenance within a single release.

geometry_level Integer indicating which level of the NAMEj hierarchy the geometry corresponds to (e.g., geometry_level = 4 means the polygon traces the boundary of NAME4). Useful when the polygon is coarser than the data row (e.g., votes are at polling-station level but geometry is at municipality level, as in Germany).

partyfacts_id Integer hub identifier from Party Facts (https://partyfacts.herokuapp.com). Where assigned, joins the row to MARPOR/CMP, V-Party, ParlGov, CSES, ESS, and other party-level external datasets through Party Facts' external-parties.csv crosswalk. NA where no confident match exists in current Party Facts core data; coalitions and ad-hoc alliances typically receive no partyfacts_id.

`partyfacts_name` Canonical English party name carried alongside `partyfacts_id` for human readability. Equivalent to Party Facts' `name_english`.

`match_confidence` Quality of the `partyfacts_id` assignment: *high* (unambiguous name + abbreviation match), *medium* (name match with minor ambiguity such as a continuous lineage party that has been renamed), *low* (judgment call), *no_match* (no Party Facts entry exists for this party in the current core data, or the SAGE row aggregates a coalition rather than a single party), *long_tail* (deferred: party received less than 0.5% of country-wide votes and ranks below 50; matching effort prioritized higher-volume parties).

Thiessen-polygon caveats

For most countries, the polygon released in `geometry` is constructed via Thiessen tessellation of geocoded polling-station coordinates within the country's external boundary, rather than taken from an official electoral-commission shapefile. Thiessen polygons are a convenience for choropleth mapping; they are *not* the official catchment boundaries of polling stations and should be interpreted with the following caveats in mind.

- **Voters do not always vote at the closest polling station.** The Thiessen construction assumes voters cast their ballots at the polling station nearest to their registered address (or, equivalently, at the polling station whose Thiessen cell they fall in). In practice voters often cast ballots near workplaces, transit hubs, or family addresses; in some countries voters can request to vote at any polling station within the constituency. A Thiessen cell therefore overstates how cleanly its polling station identifies a population of voters.
- **Thiessen cells cross election-relevant administrative boundaries.** The construction does not respect boundaries that voters cannot cross when voting: state or province lines in federal systems (Australia, Germany, Spain, the United States), electoral district lines elsewhere, or municipal boundaries that define separate ballots. A Thiessen neighbor on the other side of such a boundary may be a misleading point of comparison even when geographically close. Where users care about formal boundaries they should prefer the `NAME`j columns over polygon adjacency.
- **Cell shape and size are sensitive to coordinate precision.** The geocoded coordinates released in `latitude/longitude` are rounded to three decimal places (about 100–110 m) for privacy, which can move a polling station across a Thiessen edge with respect to a higher-resolution geocode. The aggregate area of any single cell is robust to this; the precise edge between two adjacent cells is not.
- **Where official polygons exist, they are used in preference.** Country sections in this codebook indicate which countries supply official polygons (`geometry_type = "Official"` or `"Administrative"`) and which release Thiessen approximations (`geometry_type = "Thiessen"`). Several country releases mix provenance across years; the per-row column `geometry_type` is authoritative.
- **For some countries, geometry is at a coarser level than the data row.** In Germany, for instance, votes are released at the polling-station level but the `geometry` column stores polygons at `geometry_level = 1` (Bundesland). This is documented in the country section. Users mapping such cases should aggregate the data to the geometry level before joining.

Geographic aggregation per country

Several SAGE countries release polling-station-level vote counts but resolve coordinates to a coarser unit (a municipality, district, or first-tier administrative region), with the consequence that many vote rows share the same `(latitude, longitude)` pair. The `geocode_duplicates` column on every row records exactly how many distinct finest-level units (defined by `NAME`k) collide at that row's coordinate; `1` means the geocode is unique to one polling station, while values > 1 mark a centroid-style aggregation. The supplementary file `aggregation_levels.csv` (released alongside the parquet under `gs://sage-archive/`) gives, per country, the row count, modal `geometry_level`, modal `geometry_type`, and the mean / median / collapsed-share statistics derived from `geocode_duplicates`. Users mapping or modelling at the polling-station level should consult this file before treating coordinates as polling-station identifiers.

The most heavily aggregated countries (mean $\geq$ 20 polling stations per coordinate) are: Afghanistan (657), Bolivia (147), India (80), Bangladesh (58), Chile (52), Dominican Republic (49), Guyana (46), Jamaica (44), Slovenia (38), Paraguay (37), Albania (30), Colombia (29), Tunisia (28), Bhutan (23), Kyrgyzstan (22). For these, mapping at the row level will visibly overlap many points; choropleth users should aggregate to the `NAME`j level appropriate to their analysis. Germany is a special case: 24.6M polling-station vote rows but `geometry_level = 1` (Bundesland) polygons, so `geocode_duplicates` is 1 for every row even though geometry is materially coarser than the data grain.

1 Afghanistan

1.1 Notes

- Smallest physical unit: Polling Station

1.2 Data Source(s)

- Independent Election Commission of Afghanistan (scraped by Colin Cookman)

1.3 Elections Summary

Elections Summary

Year	Election Type	Data Units	Spatial Units	% Geocoded
2019	Presidential	25075	1814	99.9%
2018	Legislative (lower house)	17715	1864	99.9%

1.4 Sample Electoral Units

Sample Electoral Units

Year	Type	NAME1	NAME1_b	NAME1_c	NAME1_d	NAME2
2019	Presidential	Kabul	—	—	1	101
2019	Presidential	Zabul	—	—	26	2601
2019	Presidential	Badghis	—	—	31	3103

Continued on next page

Sample Electoral Units

Year	Type	NAME1	NAME1_b	NAME1_c	NAME1_d	NAME2
2019	Presidential	Nangarhar	—	—	6	601
2019	Presidential	Kabul	—	—	1	101
2018	Legislative (LH)	Kunar	کنړه	کنړه	—	1515
2018	Legislative (LH)	Kabul	کابل	کابل	—	105
2018	Legislative (LH)	Balkh	بلخ	بلخ	—	2103
2018	Legislative (LH)	Kabul	کابل	کابل	—	101
2018	Legislative (LH)	Ghor	غور	غور	—	2307

Sample Electoral Units (continued 2/3)

	NAME2_b	NAME2_c	NAME2_d	NAME3	NAME3_b
	0101-07	Kabul City	كابل	Sardar e Kabuli Girls High School	101136
	2601	Qalat	قالت	Soor Ghar High School	2601010
	3103	Muqur	مقر	Sanjeetak village School	3103069
	0601-01	Jalalabad	جالل آباد	Sediqullah Reshteen School	601005

Continued on next page

Sample Electoral Units (continued 2/3)

	NAME2_b	NAME2_c	NAME2_d	NAME3	NAME3_b
	0101-05	Kabul City	لباك	Abu Zar Ghafari High School	101082
	15	Nari	—	Pashangar Primary School	1515130
	5	Dehsabz	—	Kakarr Jame Mosque	105429
	3	Dehdadi	—	Abu Zaid School	2103063
	1	Kabul City	—	Qalla e Ahmad Khan Boys High School	101336
	7	Lal Wa Sarjangal	—	Joqal School	2307205

Sample Electoral Units (continued 3/3)

	NAME3_c	NAME4	NAME4_b	Lat.	Lon.
	Seh(3) Rahi Allauddin	0101136-03	—	34.528	69.172
	Baba Gak	2601010-03	—	32.219	66.977
	Sanjeetak	3103069-03	—	34.985	63.237
	Awala Nahia (Nahia 1)	0601005-04	—	34.422	70.464

Continued on next page

Sample Electoral Units (continued 3/3)

	NAME3_c	NAME4	NAME4_b	Lat.	Lon.
	Char Rahi Qambar	0101082-05	—	34.496	69.105
	Pashangar	1515130-03	3	35.284	71.538
	Gatta Khil	0105429-03	3	34.618	69.291
	Sherabad Sufla	2103063-06	6	36.686	67.038
	Qalla e Ahmad Khan	0101336-04	4	34.496	69.105
	Peshband Bala village	2307205-02	2	34.366	66.161

1.5 Aggregate Election Results

2019 Presidential

Party	Party_b	Votes
GHANI, Ashraf	Independent	923,864
ABDULLAH, Abdullah	National Coalition of Afghanistan	720,988
HEKMATYAR, Gulbuddin	Hezb-e Islami Gulbuddin	70,240
NABIL, Rahmatullah	Independent	33,921
TAMANNA, Faramarz	Independent	18,066
JALILI, Sayed Noorullah	Independent	15,524
PEDRAM, Abdul Latif	National Congress Party	12,608
HAFIZ, Enayatullah	Independent	11,374
TORSAN, Mohammad Hakim	Independent	6,504
MASSOUD, Ahmad Wali	Independent	3,942
HAKIMI, Mohammad Shahab	Independent	3,324

Continued on next page

2019 Presidential

Party	Party_b	Votes
NAJRABI, Ghulam Farooq	Independent	1,606
ATMAR, Mohammad Hanif	Truth and Justice	1,565
LEWAL, Noor Rahman	Independent	865

2018 Legislative (lower house)

Party	Party_b	Votes
Independent	مستقل / خپلواک	2,934,621
National Islamic Movement of Afghanistan	حزب جنبش ملی اسلامی افغانستان	83,130
People's Islamic Unity Party of Afghanistan	حزب وحدت اسلامی مردم افغانستان	69,912
Hezbe Wahdat	حزب وحدت اسلامی افغانستان	66,764
Hezb-e Islami Gulbuddin	حزب اسلامی افغانستان	44,773
Islamic Protective Party of Afghanistan	جزب حراست اسلامی افغانستان	24,626
Islamic Dawah Organisation of Afghanistan	حزب دعوت اسلامی افغانستان	17,238
Jamiat-e-Islami	حزب جمعیت اسلامی افغانستان	14,590
Afghan National Solidarity Party	حزب انسجام ملی افغانستان	11,231
unknown	—	5,392
National Islamic Front of Afghanistan	حزب محاذ ملی اسلامی افغانستان	5,262
National Unity and Public Movement Party of Afghanistan	د افغانستان د ملی وحدت ولسی تحریک	4,754
The Afghan Nation Party	حزب ملت افغانستان	4,331
National Connection Party of Afghanistan	حزب پیوند ملی افغانستان	1,412
The People Movement Party of Afghanistan	د افغانستان ولسی حرکت گوند	1,197
National Party of Afghan's Development	حزب ملی ترقی مردم افغانستان	852

Continued on next page

2018 Legislative (lower house)

Party	Party_b	Votes
National United Party of Afghanistan	حزب متحد ملی افغانستان	779
Party of Islamic Revolutionary Movement of Afghanistan	حرکت انقالب اسلامی مردم افغانستان	626
National Sovereignty Party of Afghanistan	حزب اقتدار ملی افغانستان	597
The Afghanistan National Movement Party	نهضت ملی گرایی افغانستان	571
Party of National Moderation	حزب اعتدال ملی	564
Islamic Unity Party of Afghanistan	حزب اسلامی متحد افغانستان	362
Islamic Empowerment Party of Afghanistan	حزب اقتدار اسلامی افغانستان	273
Afghan National Participation Party	حزب مشارکت ملی افغانستان	189
National Welfare Party of Afghanistan	حزب رفاه ملی افغانستان	168
Afghanistan Moderate Party	حزب اعتدال افغانستان	143
Afghanistan Free Islamic Movement Party	حرکت اسلامی آزاد افغانستان	133
National Islamic Liberation Party of Afghanistan	دافغانستان دسلوی ملی اسلامی گوند	96
National Belief	ملی باور	81
National Fairness Islamic Party of Afghanistan	حزب انصاف اسلامی ملی افغانستان	65
Front for the Protection of Jihad and Resistance Values	روند حفاظت از ارزشهای جهاد مقاومت	54
The Awakening Movement of the Afghan Nation	حزب بیداری ملت افغانستان	41

1.6 Electoral Geography

0

Electoral Units in 2019 | Geometry Type: Thiessen | Spatial Units: 1,817 (Years also geocoded at this level: 2018)

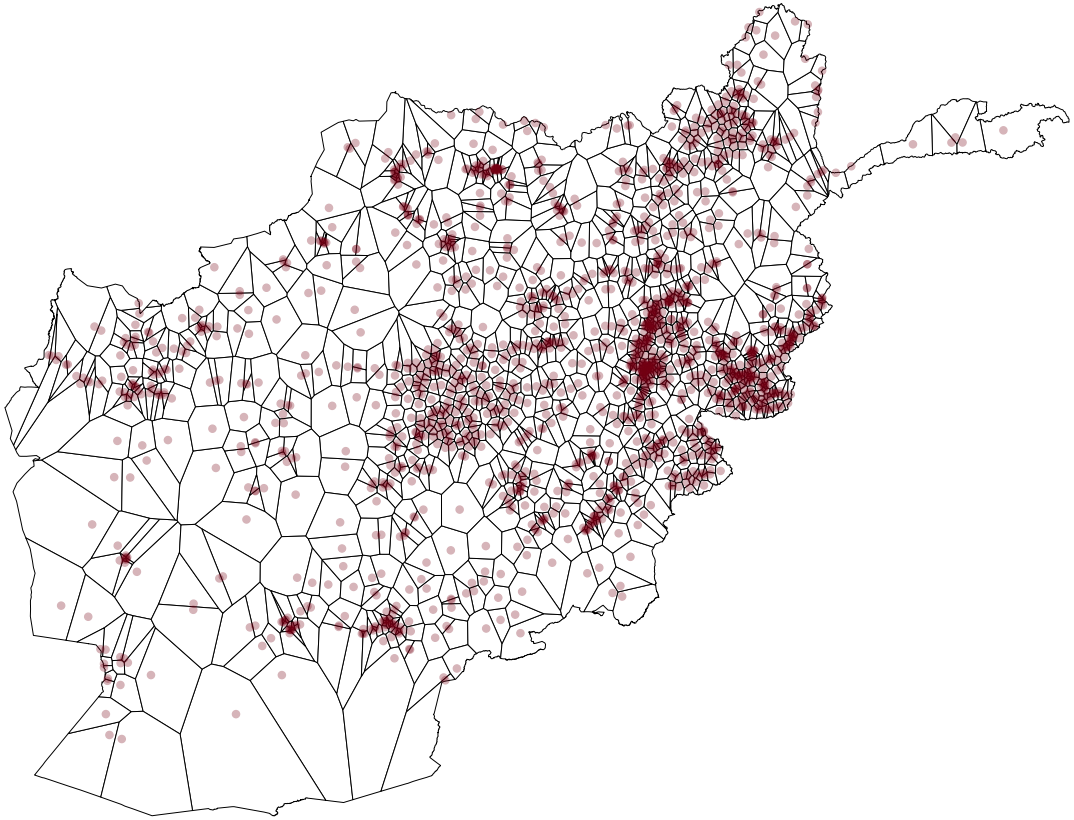

2 Albania

2.1 Notes

- Smallest physical unit: Polling Station

2.2 Data Source(s)

- Komisioni Qendror i Zgjedhjeve

2.3 Elections Summary

Elections Summary

Year	Election Type	Data Units	Spatial Units	% Geocoded
2021	Legislative (unicameral)	5199	1935	100.0%
2017	Legislative (unicameral)	5361	0	0.0%

2.4 Sample Electoral Units

Sample Electoral Units

Year	Type	NAME1	NAME2	NAME3	NAME4	NAME4_b	Lat.	Lon.
2021	Legislative (unicameral)	Gjirokastër	Libohove	Libohovë	43051	Shkolla e Mesme	40.031	20.263

Continued on next page

Sample Electoral Units

Year	Type	NAME1	NAME2	NAME3	NAME4	NAME4_b	Lat.	Lon.
2021	Legislative (unicameral)	Vlorë	Finiq	Mesopotam	4638	Kardhikaq, Shkolla	39.950	20.166
2021	Legislative (unicameral)	Fier	Roskovec	Kuman	3037	Vidhisht, Shkolla"Ali Sollaku"	40.726	19.688
2021	Legislative (unicameral)	Korçë	Pogradec	Pogradec	39071	Kopshti "Tomka Laçka"	40.904	20.653
2021	Legislative (unicameral)	Tiranë	Tiranë	Tiranë - Njësia Nr.9	1964	Shkolla "Lidhja e Prizrenit"	41.334	19.819
2017	Legislative (unicameral)	Lezhë	Lezhë	Dajç	703	—	—	—
2017	Legislative (unicameral)	Durrës	Durrës	Durrës	1409	—	—	—
2017	Legislative (unicameral)	Berat	Berat	Sinje	3359	—	—	—
2017	Legislative (unicameral)	Berat	Ura Vajgurore	Ura Vajgurore	34841	—	—	—
2017	Legislative (unicameral)	Durrës	Durrës	Durrës	1455	—	—	—

2.5 Aggregate Election Results

2021 Legislative (unicameral)

Party	Party_b	Party_c	Votes
Socialist Party of Albania	Partia Socialiste e Shqipërisë	PS	768,134

Continued on next page

2021 Legislative (unicameral)

Party	Party_b	Party_c	Votes
Democratic Party – Alliance for Change	Partia Demokratike – Aleanca për Ndryshim	PD-AN	622,187
Freedom Party of Albania	Lëvizja Socialiste për Integrim	LSI	107,538
Social Democratic Party of Albania	Partia Socialdemokrate	PSD	35,475
Nisma Thurje	Nisma Thurje	NTH	10,217
Democratic Conviction	Partia Bindja Demokratike	BD	8,239
Movement for Change	Partia Lëvizja për Ndryshim	LN	7,054
Albanian Democratic Movement Party	Partia Lëvizja Demokratike Shqiptare	PLDSH	4,705
New Movement Party	Partia Lëvizja e Re	LRE	3,767
New Democracy Alliance Party	Partia Aleanca Demokracia e Re	ADR	3,232
Albanian National Front Party	Partia Balli Kombëtar	PBK	1,946
People's Union Alliance Coalition	Aleanca Bashkimi Popullor Emigracioni - Ora e Shpresës dhe Konservatorët	ABEOK	1,376

2017 Legislative (unicameral)

Party	Party_b	Party_c	Votes
Socialist Party of Albania	Partia Socialiste e Shqipërisë	PS	764,791
Democratic Party of Albania	Partia Demokratike	PD	456,481
Freedom Party of Albania	Lëvizja Socialiste për Integrim	LSI	225,975
Party for Justice, Integration and Unity	Partia Drejtësi,Integrim dhe Unitet	PDIU	76,064
Libra Party	Lista e Barabarte	LIBRA	19,756
Social Democratic Party of Albania	Partia Social Demokrate e Shqipërisë	PSD	14,987
New Democratic Spirit	Fryma e Re Demokratike	FRD	5,118
Challenge for Albania	Sfida per Shqiperine	SFIDA	3,534
Republican Party of Albania	Partia Republikane Shqiptare	PR	3,217
Social Democracy Party of Albania	Partia Demokracia Sociale	PDS	2,473
Christian Democratic Party of Albania	Partia Kristian Demokrate e Shqipërisë	PKD	2,415
Party for the Future of the Greek Minority	Minoriteti Etnik Grek për të Ardhmen	MEGA	2,287

Continued on next page

2017 Legislative (unicameral)

Party	Party_b	Party_c	Votes
People's Alliance for Justice	Aleanca Popullore per Drejtesi	APD	1,491
Communist Party of Albania	Partia Komuniste e Shqipërisë	PKSH	1,029
Albanian Democratic Christian Union	Partia Bashkimi Demokristian Shqiptar	PBDKSH	920
Christian Democratic Alliance	Partia Aleanca Demokristiane	ADK	767
Democratic Alliance Party	Aleanca Demokratike	AD	541
National Arbnore Alliance	Aleanca Arbnore Kombëtare	AAK	349

2.6 Electoral Geography

0

Electoral Units in 2021 | Geometry Type: Thiessen | Spatial Units: 1,942

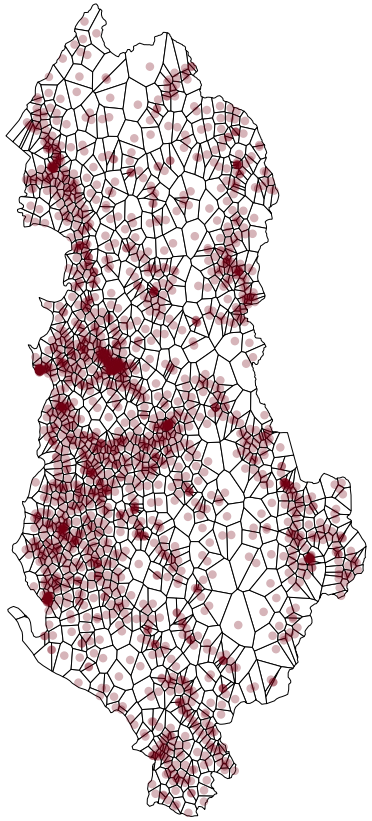

3 Argentina

3.1 Notes

- Smallest physical unit: Polling Station

3.2 Data Source(s)

- Dirección Nacional Electoral

3.3 Elections Summary

Elections Summary

Year	Election Type	Data Units	Spatial Units	% Geocoded
2023	Legislative (lower house)	104520	11101	97.9%
2019	Legislative (lower house)	97282	0	0.0%
2019	Presidential	97282	0	0.0%
2017	Legislative (lower house)	99681	0	0.0%
2015	Legislative (lower house)	93655	0	0.0%
2015	Presidential	96154	0	0.0%
2011	Legislative (lower house)	84429	0	0.0%
2011	Presidential	84429	0	0.0%

3.4 Sample Electoral Units

Sample Electoral Units

Year	Type	NAME1	NAME2	NAME3	NAME3_b	NAME4
2023	Legislative (LH)	Córdoba	0	Capital	1	0011K
2023	Legislative (LH)	Buenos Aires	1	San Miguel	53	0397C
2023	Legislative (LH)	Tucumán	1	Capital	1	0018D
2023	Legislative (LH)	Entre Ríos	0	Paraná	1	00037
2023	Legislative (LH)	Buenos Aires	3	La Matanza	61	0635E
2019	Legislative (LH)	Tucumán	15	Chicligasta	5	00061
2019	Legislative (LH)	La Rioja	0	San Blas de los Sauces	5	0014B
2019	Legislative (LH)	Ciudad Autónoma De Buenos Aires	0	Comuna 12	12	00125
2019	Legislative (LH)	Tucumán	13	Capital	1	00005
2019	Legislative (LH)	Neuquén	0	Picún Leufú	12	01200
2019	Presidential	Buenos Aires	1	Tigre	113	00535
2019	Presidential	Misiones	0	Apóstoles	2	00010
2019	Presidential	Buenos Aires	4	Chacabuco	29	00189
2019	Presidential	Formosa	0	Patiño	6	00071
2019	Presidential	Santa Cruz	0	Güer Aike	7	00021
2017	Legislative (LH)	Buenos Aires	1	J. C. Paz	129	0398B
2017	Legislative (LH)	Buenos Aires	6	Coronel Rosales	27	0249A
2017	Legislative (LH)	Buenos Aires	1	San Fernando	105	00872
2017	Legislative (LH)	Córdoba	NA	San Alberto	18	00263

Continued on next page

Sample Electoral Units

Year	Type	NAME1	NAME2	NAME3	NAME3_b	NAME4
2017	Legislative (LH)	Buenos Aires	3	Florencio Varela	38	00302
2015	Legislative (LH)	Buenos Aires	7	Roque Pérez	97	0832
2015	Legislative (LH)	Buenos Aires	6	Gonzales Chaves	56	0428
2015	Legislative (LH)	Santa Fe	0	Caseros	2	0364
2015	Legislative (LH)	Entre Ríos	0	Paraná	1	0011
2015	Legislative (LH)	Buenos Aires	3	Quilmes	92	0785B
2015	Presidential	Buenos Aires	2	Pergamino	87	0748D
2015	Presidential	Buenos Aires	7	Saladillo	99	0846
2015	Presidential	Mendoza	11	Godoy Cruz	2	0027
2015	Presidential	Ciudad Autónoma De Buenos Aires	0	Comuna 13	13	0144
2015	Presidential	Salta	0	Capital	1	0003C
2011	Legislative (LH)	Buenos Aires	3	Florencio Varela	38	0302B
2011	Legislative (LH)	Entre Ríos	0	Gualeguaychú	10	0184
2011	Legislative (LH)	Mendoza	11	Luján	7	0059
2011	Legislative (LH)	Santa Cruz	0	Güer Aike	7	0018
2011	Legislative (LH)	Corrientes	0	Capital	1	0009
2011	Presidential	Buenos Aires	1	Moreno	79	0663
2011	Presidential	Buenos Aires	3	Avellaneda	4	0033
2011	Presidential	Córdoba	0	Unión	26	0391
2011	Presidential	Salta	0	Capital	1	0005F
2011	Presidential	Mendoza	12	San Rafael	16	0112

Sample Electoral Units (continued 2/2)

	NAME5	NAME5_b	Lat.	Lon.
	2109	Esc Munic Emilio Baquero Lazcano	-31.392	-64.240
	0416	Colegio Parroquial Ntra. Sra. De Lujan (Ep/Es)	-34.572	-58.730
	1040	Facultad De Cs. Economicas	-26.844	-65.231
	0758	E.e.t. Nº 34 Gral Mosconi	-31.663	-59.905
	2910	Escuela Es N°91	-34.835	-58.646
	1843	—	—	—
	0527	—	—	—
	5177	—	—	—
	0109	—	—	—
	1345	—	—	—
	0536	—	—	—
	0840	—	—	—
	0015	—	—	—
	1274	—	—	—
	0813	—	—	—
	0558	—	—	—
	0143	—	—	—
	9007	—	—	—
	6941	—	—	—

Continued on next page

Sample Electoral Units (continued 2/2)

	NAME5	NAME5_b	Lat.	Lon.
	0126	—	—	—
	0011	—	—	—
	0031	—	—	—
	0115	—	—	—
	0277	—	—	—
	0407	—	—	—
	0218	—	—	—
	0046	—	—	—
	0550	—	—	—
	6141	—	—	—
	1606	—	—	—
	0403	—	—	—
	1742	—	—	—
	2238	—	—	—
	0461	—	—	—
	0644	—	—	—
	0057	—	—	—
	0224	—	—	—
	7484	—	—	—
	1874	—	—	—
	3469	—	—	—

3.5 Aggregate Election Results

2023 Legislative (lower house)

Party	Party_b	Party_c	Votes
Union for the Homeland	Union Por La Patria	—	8,069,374
Liberty Advances	La Libertad Avanza	—	5,696,688
Together for Change	Juntos Por El Cambio	—	5,276,002
Workers' Left Front – Unity	Frente De Izquierda Y De Trabajadores - Unidad	—	781,145
Hacemos por Nuestro País	Hacemos Por Nuestro Pais	—	675,792
Civic Front for Santiago	Frente Civico Por Santiago	—	369,095
Ahora Patria	Ahora Patria	—	292,079
More for Entre Ríos	Mas Para Entre Rios	—	287,123
Cambia Mendoza	Cambia Mendoza	—	283,411
Republican Force	Fuerza Republicana	—	282,254
Together for Entre Ríos	Juntos Por Entre Rios	—	264,381
Front for the Renewal of Concord	Frente Renovador De La Concordia - Innovacion Federal	—	249,527
Encuentro por Corrientes - Vamos Corrientes	Encuentro Por Corrientes - Eco+Vamos Corrientes	—	220,105
The Force of Sante Fe	La Fuerza De Santa Fe	—	183,393
Federal Renewal Party	Renovador Federal	—	151,209
Up Neuquen	Arriba Neuquén	—	134,693
Faith Party	Fe	—	125,367
Change Jujuy	Cambia Jujuy	—	94,706
Union for San Luis	Unión Por San Luis	—	81,734
Together for Change Chubut	Juntos Por El Cambio Chubut	—	70,634
Together We Are Río Negro	Juntos Somos Rio Negro	—	59,044
For Santa Cruz	Por Santa Cruz	—	53,181
Together for Change La Pampa	Juntos Por El Cambio La Pampa	—	51,775
Freemen of the South Movement	Movimiento Libres Del Sur	—	41,333
Partido Autonomista	Autonomista	—	39,277
Renewal Front	Frente Renovador	—	37,432
United Republicans	Republicanos Unidos	—	30,270
Neuquén People's Movement	Movimiento Popular Neuquino	—	29,274
Agrarian and Social Party	Partido Agrario Y Social	—	26,235
Salta Independiente	Si - Salta Independiente	—	21,358
Cambia Santa Cruz	Cambia Santa Cruz	—	17,720

Continued on next page

2023 Legislative (lower house)

Party	Party_b	Party_c	Votes
Christian Democratic Party	Democrata Cristiano	—	17,386
Union and Liberty Party	Union Y Libertad	—	16,176
Together for Change Tierra Del Fuego	Juntos Por El Cambio Tdf	—	13,145
Somos Fueguinos	Somos Fueguinos	—	9,639
Hacemos por Nuestro País	Hacemos por Nuestro País	—	7,894

2019 Presidential

Party	Party_b	Party_c	Votes
FERNÁNDEZ, Alberto	Frente De Todos	Frente De Todos	12,473,709
MACRI, Mauricio	Together for Change	Juntos Por El Cambio	10,470,607
LAVAGNA, Roberto	Federal Consensus	Consenso Federal	1,599,707
CAÑO, Nicolás del	Workers' Left Front	Frente De Izquierda Y De Trabajadores - Unidad	561,214
CENTURIÓN, Juan José Gómez	Frente Nos	Frente Nos	443,507
ESPERT, José Luis	Unite Por La Libertad Y La Dignidad	Unite Por La Libertad Y La Dignidad	382,820

2019 Legislative (lower house)

Party	Party_b	Party_c	Votes
Frente de Todos	Frente De Todos	—	11,174,215
Together for Change	Juntos Por El Cambio	—	8,924,988
Federal Consensus	Consenso Federal	—	1,140,826
Workers' Left Front – Unity	Frente De Izquierda Y De Trabajadores - Unidad	—	718,261
Cambia Mendoza	Cambia Mendoza	—	574,247

Continued on next page

2019 Legislative (lower house)

Party	Party_b	Party_c	Votes
Hacemos Unidos por Córdoba	Hacemos Por Cordoba	—	372,293
Civic Front for Santiago	Frente Civico Por Santiago	—	314,804
Encuentro por Corrientes	Encuentro Por Corrientes - Eco + Juntos Por El Cambio	—	250,578
Front for the Renewal of Concord	Frente Renovador De La Concordia	—	185,629
Together We Are Río Negro	Juntos Somos Rio Negro	—	116,331
Unite for Freedom and Dignity	Unite Por La Libertad Y La Dignidad	—	112,182
Formosa Broad Front - Together for Change	Frente Amplio Formoseño Juntos Por El Cambio	—	96,110
Together for Change Chubut	Juntos Por El Cambio Chubut	—	93,255
Socialist Party	Partido Socialista	—	88,769
Union for Salta	Unión Por Salta	—	80,774
Neuquén People's Movement	Movimiento Popular Neuquino	—	75,795
Protector Political Force	Protectora Fuerza Política	—	73,697
Together for La Rioja	Juntos Por La Rioja	—	56,522
Republican Force	Fuerza Republicana	—	54,435
Encuentro Vecinal Córdoba	Encuentro Vecinal Córdoba	—	44,518
Generation for a National Encounter	Gen	—	24,433
Self-Determination and Freedom	Autodeterminacion Y Libertad	—	23,114
Social Pole Movement	Movimiento Polo Social Chubut	—	21,727
Conservative People's Party	Partido Conservador Popular	—	21,157
Acción Chaqueña	Acción Chaqueña	—	20,662
Together for Change Tierra Del Fuego	Juntos Por El Cambio Tierra Del Fuego	—	20,149
New Left	Nueva Izquierda	—	19,385
Freemen of the South Movement	Movimiento Libres Del Sur	—	18,704
Let's All Live Better	Vamos Todos A Vivir Mejor	—	17,352
Citizens to Govern Party	Ciudadanos A Gobernar	—	11,294
Authentic Renewal Front	Frente Renovador Autentico	—	6,736
Independent Party of Chubut	Partido Independiente Del Chubut	—	4,996
Patagonian Social Party	Partido Social Patagonico	—	4,622
Workers' Party	Partido Obrero	—	3,583
Compromiso Federal	Compromiso Federal	—	2,077
Frente Nos	Frente Nos	—	922

2017 Legislative (lower house)

Party	Party_b	Party_c	Votes
Cambiemos Buenos Aires	Cambiemos Buenos Aires	—	3,896,150
Citizens' Unity	Unidad Ciudadana	—	3,417,542
Cambiemos	Cambiemos	—	3,119,792
Justicialist Front	Frente Justicialista	—	1,050,380
Workers' Left Front	Frente De Izquierda Y De Los Trabajadores	—	1,039,416
1País	1pais	—	1,019,090
Vamos Juntos	Vamos Juntos	—	974,886
Union for Córdoba	Union Por Cordoba	—	622,321
Justicialist Front for Tucuman	Frente Justicialista Por Tucuman	—	459,257
Unidad Porteña	Unidad Porteña	—	416,225
Civic Front for Santiago	Frente Civico Por Santiago	—	372,323
Cambiemos Para El Bicentenario	Cambiemos Para El Bicentenario	—	319,221
Encuentro por Corrientes - Cambiemos	Encuentro Por Corrientes - Eco + Cambiemos	—	316,004
Front for Victory	Frente Para La Victoria	—	313,955
Frente Justicialista Somos Entre Ríos	Frente Justicialista Somos Entre Rios	—	312,738
Progressive, Civic and Social Front	Frente Progresista Civico Y Social	—	285,788
We Are Mendoza	Somos Mendoza	—	271,181
Front for the Renewal of Concord	Frente Renovador De La Concordia	—	266,148
Chaco Deserves More	Frente Chaco Merece Mas	—	255,755
Evolución	Evolucion	—	236,008
Everybody Front	Frente Todos	—	224,096
Frente Cambiemos	Frente Cambiemos	—	209,906
Cambiemos Pais	Cambiemos Pais	—	208,889
Frente Córdoba Ciudadana	Frente Cordoba Ciudadana	—	198,206
Frente De La Victoria	Frente De La Victoria	—	195,920
Intransigent Party	Intransigente	—	183,823
Frente Jujeño Cambiemos	Frente Jujeño Cambiemos	—	167,543
Unity and Renovation Front	Frente Unidad Y Renovacion	—	162,940
Justicialist Unity Front	Frente Unidad Justicialista San Luis	—	156,998
Republican Force	Fuerza Republicana	—	154,930
Frente Ciudadano para la Victoria	Frente Ciudadano Para La Victoria	—	152,774
Together We Can Do More	Juntos Podemos Mas	—	146,239

Continued on next page

2017 Legislative (lower house)

Party	Party_b	Party_c	Votes
Let's Change San Juan	Cambiemos San Juan	—	131,641
Avanzar y Cambiemos por San Luis	Avanzar Y Cambiemos Por San Luis	—	122,918
Let's Change Rio Negro	Cambiemos Rio Negro	—	122,460
Frente Amplio Formoseño - Cambiemos	Frente Amplio Formoseño Cambiemos	—	114,654
Frente Chubut para Todos	Frente Chubut Para Todos	—	100,326
Justicialist Party	Justicialista	—	96,097
Let's Change La Pampa	Frente Cambiemos La Pampa	—	95,499
Frente Justicialista para la Victoria	Frente Justicialista Para La Victoria	—	94,893
Let's Change Chubut	Cambiemos Chubut	—	94,031
Avancemos Hacia 1País Mejor	Avancemos Hacia 1pais Mejor	—	93,438
1 Santa Fe Project	1 Proyecto Santafesino	—	87,700
Renewal Front - 1País	Frente Renovador - 1pais	—	85,147
Cambiemos - Fuerza Cívica Riojana	Cambiemos - Fuerza Civica Riojana	—	84,539
Frente Justicialista Riojano	Frente Justicialista Riojano	—	83,385
Frente Cívico y Social - Cambiemos	Frente Civico Y Social - Cambiemos	—	82,944
Self-Determination and Freedom	Autodeterminacion Y Libertad	—	82,511
Neuquén People's Movement	Movimiento Popular Neuquino	—	80,732
Renewal Front - 1País	Frente Renovador 1pais	—	79,375
Agrarian and Social Party	Agrario Y Social	—	78,782
Unite for Freedom and Dignity	Unite Por La Libertad Y La Dignidad	—	75,078
Unidad Ciudadana para la Victoria	Unidad Ciudadana Para La Victoria	—	72,777
Unión Para Vivir Mejor - Cambiemos	Union Para Vivir Mejor - Cambiemos	—	72,446
Encuentro Vecinal Córdoba	Encuentro Vecinal Cordoba	—	72,081
Popular Party	Popular	—	70,926
Future City	Ciudad Futura	—	70,858
Frente Neuquino	Frente Neuquino	—	68,175
We Are All Salta	Salta Somos Todos	—	66,978
Left in Front for Socialism	Izquierda Al Frente Por El Socialismo	—	60,615
New Left	Nueva Izquierda	—	57,525
Frente Social y Popular	Frente Social Y Popular	—	53,122
Workers' Party	Del Obrero	—	52,736
People First Party	Primero La Gente	—	50,327
Civic Coalition ARI	Coalicion Civica - Ari	—	42,883
Socialist Party	Socialista	—	42,211
Broad Space	Espacio Grande	—	32,470

Continued on next page

2017 Legislative (lower house)

Party	Party_b	Party_c	Votes
Citizen and Social Front	Frente Ciudadano Y Social	—	27,771
Let's Change Tierra Del Fuego	Cambiemos Tierra Del Fuego	—	27,530
Workers' Socialist Movement	Movimiento Socialista De Los Trabajadores	—	26,585
Popular Union	Union Popular	—	26,121
We Are Corrientes	Somos Corrientes	—	23,776
Land of Union Front	Frente Tierra De Union	—	21,504
1 País Somos San Juan	1 Pais Somos San Juan	—	20,201
A New Country	Un Nuevo Pais (1p)	—	18,572
Popular Front for Loberation	Frente Popular Para La Liberacion	—	16,783
Workers' Left Front - Workers' Party - Left for a Socialist Option	Frente De Izquierda Y De Los Trabajadores - Partido Obrero + Izquierda Por Una Opcion Socialista	—	16,099
Workers' Party	Obrero	—	15,630
Freemen of the South Movement	Movimiento Libres Del Sur	—	12,731
Action of a New Democracy	Adn - Accion Por Una Democracia Nueva	—	12,490
Electoral Instrument for Popular Unity	Instrumento Electoral Por La Unidad Popular	—	11,977
Authentic Socialist Party	Socialista Autentico Del Chubut	—	11,954
Let's Advance Front	Frente Avancemos	—	11,928
Citizens' Unity	Frente De Unidad Ciudadana	—	11,866
Proyecto Sur	Movimiento Politico, Social Y Cultural Proyecto Sur	—	11,716
New October	Nuevo Octubre	—	11,620
Popular Progressive Front	Frente Progresista Popular	—	10,710
Socialist Left	Izquierda Por Una Opcion Socialista	—	10,239
One Rioja	Una Rioja	—	8,988
La Pampa Progressive Front	Frente Progresista Pampeano	—	7,209
New Leadership	Nueva Dirigencia	—	7,121
1País Frente Renovador Neuquén +A	1pais Frente Renovador Neuquen +A	—	6,862
Authentic Renewal Front	Frente Renovador Autentico	—	6,857
Fueguino Federal Party	Federal Fueguino	—	5,766
Partido de Trabajadores por el Socialismo	De Trabajadores Por El Socialismo	—	5,547

Continued on next page

2017 Legislative (lower house)

Party	Party_b	Party_c	Votes
Labor and People's Party	Del Trabajo Y Del Pueblo	—	5,345
Riojan Popular Alternative	Alternativa Popular Riojana	—	4,377
Socialist Workers' Party	De Los Trabajadores Socialistas	—	4,055
Humanist Party	Humanista	—	3,892
Initiative for the Union	Iniciativa Por La Union	—	3,347
Latin American Integration Movement of Social Expression	Movimiento Integracion Latinoamericana De Expresion Social	—	1,963
Principles and Conviction	Principios Y Conviccion	—	1,108
Movimiento Norte Grande	Movimiento Norte Grande	—	220

2015 Presidential - Second Round

Party	Party_b	Party_c	Votes
MACRI, Mauricio	Cambiemos	Cambiemos	12,903,301
SCIOLI, Daniel	Front for Victory	Frente Para La Victoria	12,198,441

2015 Presidential - First Round

Party	Party_b	Party_c	Votes
SCIOLI, Daniel	Front for Victory	Alianza Frente Para La Victoria	9,002,242
MACRI, Mauricio	Cambiemos	Alianza Cambiemos	8,382,610
MASSA, Sergio	United for a New Alternative	Alianza Unidos Por Una Nueva Alternativa (Una)	5,211,705
CAÑO, Nicolás del	Workers' Left Front	Alianza Frente De Izquierda Y De Los Trabajadores	798,031
STOLBIZER, Margarita	Progresistas	Alianza Progresistas	619,051

Continued on next page

2015 Presidential - First Round

Party	Party_b	Party_c	Votes
SAÁ, Adolfo Rodríguez	Federal Commitment	Alianza Compromiso Federal	407,202

2015 Legislative (lower house) - First Round

Party	Party_b	Party_c	Votes
Front for Victory	Alianza Frente Para La Victoria	—	8,084,299
Cambiemos	Alianza Cambiemos	—	4,009,802
United for a New Alternative	Alianza Unidos Por Una Nueva Alternativa (Una)	—	2,974,576
Cambiemos Buenos Aires	Cambiemos Buenos Aires	—	2,928,287
Workers' Left Front	Alianza Frente De Izquierda Y De Los Trabajadores	—	887,615
Progresistas	Alianza Progresistas	—	555,883
Union for Córdoba	Alianza Union Por Cordoba	—	443,545
Frente Civico Para La Victoria	Frente Civico Para La Victoria	—	337,155
Progressive, Civic and Social Front	Alianza Frente Progresista Civico Y Social	—	205,421
Encuentro por Corrientes	Alianza Encuentro Por Corrientes	—	181,424
Frente Cambia Jujuy	Frente Cambia Jujuy	—	179,457
Compromiso Federal	Alianza Compromiso Federal	—	170,242
Cambiemos Salta	Cambiemos Salta	—	152,000
Federal Renewal Party	Alianza Frente Renovador Federal De La Esperanza	—	134,684
Partido Es Posible	Es Posible	—	99,659
Commitment with San Juan	Alianza Compromiso Con San Juan	—	99,146
Citizen Participation Movement	Partido Movimiento De Participacion Ciudadana	—	93,084
United for a New Alternative	Alianza Unidos Por Una Nueva Alternativa	—	89,698
Cambiemos Rio Negro	Alianza Cambiemos Rio Negro	—	84,448

Continued on next page

2015 Legislative (lower house) - First Round

Party	Party_b	Party_c	Votes
We Are All Chubut	Alianza Frente Union Chubut Somos Todos	—	79,663
Union to Live Better	Union Para Vivir Mejor	—	72,615
Frente Cambiemos	Alianza Frente Cambiemos	—	70,107
Propuesta Frepam	Propuesta Frepam	—	68,468
Formosan Broad Front	Alianza Frente Amplio Formoseño	—	68,465
Self-Determination and Freedom	Autodeterminacion Y Libertad	—	66,121
Civic and Social Front	Alianza Frente Civico Y Social	—	65,511
Workers' Party	Obrero	—	65,093
Popular Union	Union Popular	—	60,673
Neuquén People's Movement	Movimiento Popular Neuquino	—	54,633
Radical Civic Union	Union Civica Radical	—	49,605
Cambiemos Chubut	Alianza Cambiemos Chubut	—	43,899
United Front	Alianza Frente Unidos	—	42,972
Popular Project	Proyecto Popular	—	29,111
New People	Pueblo Nuevo	—	20,444
Third Position Front	Alianza Frente Tercera Posicion	—	15,651
Socialist Party	Socialista	—	14,844
Cambiemos Tierra Del Fuego	Alianza Cambiemos Tierra Del Fuego	—	14,392
Frente Renovador Autentico	Frente Renovador Autentico	—	13,839
Del Obrero	Del Obrero	—	13,003
Social Pole Movement	Movimiento Polo Social La Tercera Posicion De La Gente	—	7,998
Renewal Crusade	Cruzada Renovadora	—	7,066
Fueguian People's Movement	Movimiento Popular Fueguino	—	5,564
Communist Party	Comunista	—	4,551
Generation for a National Encounter	Gen	—	3,879
Party of Culture, Education and Labour	De La Cultura La Educacion Y El Trabajo	—	3,618
Citizens to Govern Party	Partido Ciudadanos A Gobernar	—	3,194
Patagonian Social Party	Social Patagonico	—	2,802
New October	Nuevo Octubre	—	1,102

2011 Presidential

Party	Party_b	Party_c	Votes
KIRCHNER, Cristina Fernández de	Front for Victory	Alianza Frente Para La Victoria	11,593,023
BINNER, Hermes	Broad Progressive Front	Alianza Frente Amplio Progresista	3,624,518
ALFONSÍN, Ricardo	Union for Social Development	Alianza Unión Para El Desarrollo Social	2,395,056
SAÁ, Alberto Rodríguez	Federal Commitment	Alianza Compromiso Federal	1,714,385
DUHALDE, Eduardo	Popular Front	Alianza Frente Popular	1,264,609
ALTAMIRA, Jorge	Workers' Left Front	Alianza Frente De Izquierda Y De Los Trabajadores	497,082
CARRIÓ, ELISA	Civic Coalition ARI	Coalición Cívica - Afirmación Para Una República Igualitaria Ari	396,171

2011 Legislative (lower house)

Party	Party_b	Party_c	Votes
Front for Victory	Alianza Frente Para La Victoria	—	9,486,670
Broad Progressive Front	Alianza Frente Amplio Progresista	—	2,524,726
Union for Social Development	Alianza Unión Para El Desarrollo Social	—	1,403,800
Federal Commitment	Alianza Compromiso Federal	—	1,157,041
Radical Civic Union	Unión Cívica Radical	—	1,039,565
Popular Front	Alianza Frente Popular	—	671,812
Workers' Left Front	Alianza Frente De Izquierda Y De Los Trabajadores	—	491,105
Civic Coalition ARI	Coalición Cívica - Afirmación Para Una República Igualitaria Ari	—	468,384
Republican Proposal	Alianza Pro - Propuesta Republicana	—	368,026
Justicialist Party	Alianza Frente Justicialista Para La Victoria	—	330,255
Civic Front for Santiago	Alianza Frente Cívico Por Santiago	—	272,986
Front for the Renewal of Concord	Alianza Frente Renovador De La Concordia	—	246,672

Continued on next page

2011 Legislative (lower house)

Party	Party_b	Party_c	Votes
Frente Cívico Federal - Union for Social Development	Alianza Frente Cívico Federal - Udeso Mendoza	—	179,744
Socialist Party	Partido Socialista	—	155,524
Popular Union	Unión Popular	—	131,538
Civic Coalition ARI	Alianza Coalición Cívica - Afirmación Para Una República Igualitaria Ari	—	123,443
Neuquén People's Movement	Movimiento Popular Neuquino	—	86,662
Humanist Party	Partido Humanista	—	85,313
Workers' Party	Partido Obrero	—	59,912
Independent Movement of Retirees and Unemployed	Movimiento Independiente De Jubilados Y Desocupados	—	58,765
Frente Para La Victoria Riojana	Alianza Frente Para La Victoria Riojana	—	54,430
Republican Proposal	Pro-Propuesta Republicana	—	53,066
Frente Pampeano Cívico y Social - FreMap	Alianza Frente Pampeano Cívico Y Social (Frepam)	—	51,746
People's Reconstruction Party	Partido Popular De La Reconstrucción	—	51,606
Salta Front	Alianza Frente Salteño	—	48,606
Autonomist Party	Partido Autonomista	—	45,694
Independent Party of Chubut	Partido Independiente De Chubut	—	44,161
Popular Union	Alianza Frente Popular Unión Pro	—	43,910
Rioja Popular Front	Alianza Frente Popular Riojano	—	42,074
Civic and Social Front	Alianza Frente Cívico Y Social	—	39,715
Generation for a National Encounter	Gen	—	39,534
Proyecto Sur	Alianza Proyecto Sur	—	32,934
Christian Democratic Party	Partido Demócrata Cristiano	—	24,115
Jujuy First Front	Alianza Frente Primero Jujuy	—	23,840
Tucumán Popular Change	Partido Cambio Popular Tucumano	—	20,980
Provincial Union	Unión Provincial Compromiso Federal	—	20,107
Federal Party	Partido Federal	—	16,326
Workers Party for Socialism	Izquierda Del Trabajador Por El Socialismo	—	15,804
Independent Renewal Movement	Movimiento Independiente Renovador	—	14,773
Federal Commitment	Alianza Frente Compromiso Federal	—	14,323
Fueguian People's Movement	Movimiento Popular Fueguino	—	13,659
Freemen of the South Movement	Movimiento Libres Del Sur	—	13,481

Continued on next page

2011 Legislative (lower house)

Party	Party_b	Party_c	Votes
Socialist Left	Izquierda Por Una Opción Socialista	—	13,228
Justicialist Party	Partido Justicialista	—	11,747
Citizen Participation Movement	Movimiento De Participación Ciudadana	—	9,599
Union for Liberty	Unión Por La Libertad	—	8,452
Citizen Dignity	Partido Dignidad Ciudadana	—	7,358
Popular Encounter	Encuentro Popular	—	6,844
Workers' Socialist Movement	Movimiento Socialista De Los Trabajadores	—	6,323
Es Posible	Es Posible	—	5,500
Patagonian Social Party	Partido Social Patagónico	—	4,676
South Encounter	Alianza Frente Encuentro Sur	—	4,567
Nueva Izquierda	Nueva Izquierda	—	3,601
Integration and Development Movement	Movimiento De Integración Y Desarrollo	—	3,358
Fortaleza	Fortaleza	—	2,015
City in Action Party	Partido De La Ciudad En Acción	—	1,804
Popular Party	Partido Popular	—	1,353
Federal Republican Agreement	Acuerdo Republicano Federal	—	1,316
Federal Front	Alianza Frente Federal	—	92

3.6 Electoral Geography

0

Electoral Units in 2023 | Geometry Type: Thiessen | Spatial Units: 15,174

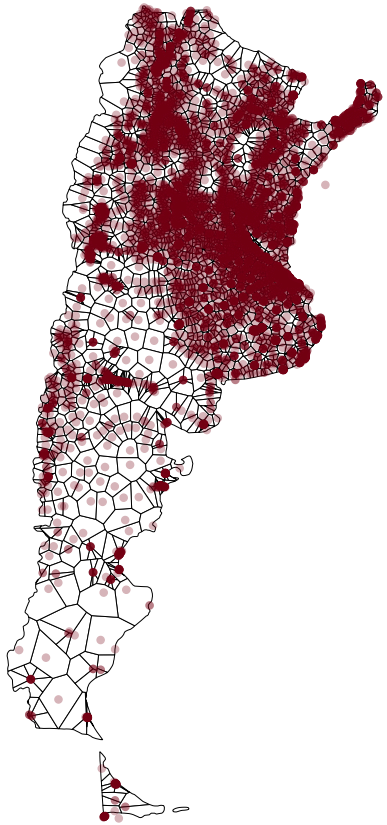

4 Armenia

4.1 Notes

- Smallest physical unit: Polling Station

4.2 Data Source(s)

- Կենտրոնական ընտրական հանձնաժողով (Central Electoral Commission of Armenia)

4.3 Elections Summary

Elections Summary

Year	Election Type	Data Units	Spatial Units	% Geocoded
2021	Legislative (unicameral)	2008	829	100.0%
2018	Legislative (unicameral)	2010	814	100.0%
2013	Presidential	1988	1202	99.9%
2012	Legislative (unicameral)	1983	1198	99.9%

4.4 Sample Electoral Units

Sample Electoral Units

Year	Type	NAME1	NAME2	NAME2_b	NAME3	NAME3_b	Lat.	Lon.
2021	Legislative (unicameral)	Արմավիր	Մերձավան գյուղ	14	14/40	Միջնակարգ դպրոց, Մասի- սի 4	40.185	44.402
2021	Legislative (unicameral)	Գեղարքունիք	Մեծ Մասրիկ գյուղ	20	20/59	Տարրական դպրոցի շենք, 4 փ. 5 նրբ. թիվ 4	40.220	45.760
2021	Legislative (unicameral)	Արարատ	Արարատ քաղաք	13	13/2	Թիվ 2 մանկա- պարտեզ Ե.Չա- րենցի փ 8	39.839	44.703
2021	Legislative (unicameral)	Սյունիք	Կապան	35	35/37	Մանկապարտե- զի շենք՝ Վերին թաղ.,շ.20	39.209	46.402
2021	Legislative (unicameral)	Արմավիր	Նոր Կեսարիա գյուղ	16	16/35	միջնակարգ դպրոցի շենք, 14 փ. 20-րդ շ.	40.056	43.908
2018	Legislative (unicameral)	Երևան	Շենգավիթ	8	8/14	Թիվ 12 դպրոց, Գ. Նժդեհի 11	40.152	44.489
2018	Legislative (unicameral)	Երևան	Շենգավիթ	8	8/61	Թիվ 140 դպրոց, Նորագավիթ 1փ. 99	40.119	44.473
2018	Legislative (unicameral)	Շիրակ	Գյումրի	31	31/31	<<Լապտերիկ>> մանկապարտեզ Թումանյան 15	40.793	43.846
2018	Legislative (unicameral)	Արարատ	Տափերական	13	13/21	Մանկապարտե- զի շենք Իսակովի փ.2	39.924	44.596
2018	Legislative (unicameral)	Գեղարքունիք	Ճամբարակ	20	20/24	Ավագ դպրոց, Գ. Նժդեհի փողոց, շենք 128	40.603	45.354
2013	Presidential	Սյունիք	Եղեգ գյուղ	38	38/53	Դպրոցի շենք	39.298	46.421
2013	Presidential	Գեղարքունիք	Դպրաբակ գյուղ	23	23/28	Միջնակարգ դպրոց, 1Փ. 23 Շ.	40.689	45.127

Continued on next page

Sample Electoral Units

Year	Type	NAME1	NAME2	NAME2_b	NAME3	NAME3_b	Lat.	Lon.
2013	Presidential	Տավուշ	Այրում քաղաք	40	40/17	Պահածոյա-գործների 5, մշակույթի կենտրոն	41.189	44.896
2013	Presidential	Լոռի	Վահագնաձոր գյուղ	31	31/17	Հիմնական դպրոցի շենք, 3 փողոց, 1 փակ. 14	40.885	44.591
2013	Presidential	Արմավիր	Մրգաշատ գյուղ	20	20/7	Թիվ 1 միջնակարգ դպրոց, 5-րդ փողոց շենք 15	40.119	44.066
2012	Legislative (unicameral)	Արագածոտն	Արուճ	15	15/6	մշակույթի տան շենք	40.289	44.082
2012	Legislative (unicameral)	Արարատ	Արտաշատ	17	17/9	ք. Արտաշատ, «Արտաշատ» համալսարանի շենք	39.954	44.550
2012	Legislative (unicameral)	Արարատ	Քաղցրաշեն	18	18/51	Քաղցրաշենի դպրոց, Դուրյան փող.	39.982	44.627
2012	Legislative (unicameral)	Սյունիք	Մուցք	37	37/63	Մշակույթի տուն	39.207	46.405
2012	Legislative (unicameral)	Արարատ	Այգեստան	17	17/16	Այգեստանի մշակույթի տուն	40.001	44.550

4.5 Aggregate Election Results

2021 Legislative (unicameral)

Party	Party_b	Party_c	Votes
Civil Contract	«ՔԱՂԱՔԱՑԻԱ-ԿԱՆ ՊԱՅՄԱՆԱԳԻՐ» ԿՈՒՍԱԿՑՈՒԹՅՈՒՆ	—	688,598
Armenia Alliance	ՀԱՅԱՍՏԱՆ ԴԱՇԻՆՔ	—	269,346
I Have Honor Alliance	«ՊԱՏԻՎ ՈՒՆԵՄ» ԴԱՇԻՆՔ	—	66,636
Prosperous Armenia	«ԲԱՐԳԱՎԱԾ ՀԱՅԱՍՏԱՆ» ԿՈՒՍԱԿՑՈՒԹՅՈՒՆ	—	50,441
Hanrapetutyun Party	«ՀԱՆՐԱՊԵՏՈՒԹՅՈՒՆ» ԿՈՒՍԱԿՑՈՒԹՅՈՒՆ	—	38,741
Armenian National Congress	«ՀԱՅ ԱԶԳԱՅԻՆ ԿՈՆԳՐԵՍ» ԿՈՒՍԱԿ-ՑՈՒԹՅՈՒՆ	—	19,648
Shirinyan-Babajanyan Alliance of Democrats	«ՇԻՐԻՆՅԱՆ- ԲԱԲԱՋԱՆՅԱՆ ԺՈՂՈՎՐԴԱ-ՎԱՐՆԵՐԻ ԴԱՇԻՆՔ»	—	19,209
National Democratic Pole	«ԱԶԳԱՅԻՆ-ԺՈՂՈՎՐԴԱ-ՎԱՐԱԿԱՆ ԲԵՎԵՌ» ՀԱ-ՄԱՀԱՅԿԱԿԱՆ ԿՈՒՍԱԿՑՈՒԹՅՈՒՆ	—	18,970
Bright Armenia	ԼՈՒՍԱՎՈՐ ՀԱՅԱՍՏԱՆ ԿՈՒՍԱԿՑՈՒԹՅՈՒՆ	—	15,577
5165 National Conservative Movement Party	«5165 ԱԶԳԱ-ՅԻՆ ՊԱՀՊԱՆՈՂԱԿԱՆ ՇԱՐԺՈՒՄ» ԿՈՒՍԱԿՑՈՒԹՅՈՒՆ	—	15,537
Liberal Party	ԱԶԱՏԱԿԱՆ ԿՈՒՍԱԿՑՈՒԹՅՈՒՆ	—	14,924
Homeland of Armenians Party	«ՀԱՅՈՑ ՀԱՅՐԵՆԻՔ» ԿՈՒՍԱԿ-ՑՈՒԹՅՈՒՆ	—	13,126
Armenia is Our Home	ՄԵՐ ՏՈՒՆԸ ՀԱՅԱՍՏԱՆՆ Է ԿՈՒՍԱԿ-ՑՈՒԹՅՈՒՆ	—	12,147
Democratic Party of Armenia	ՀԱՅԱՍՏԱՆԻ ԴԵՄՈԿՐԱՏԱ-ԿԱՆ ԿՈՒՍԱԿ-ՑՈՒԹՅՈՒՆ	—	5,016
Awakening National Christian Party	«ԶԱՐԹՈՆՔ» ԱԶԳԱՅԻՆ ՔՐԻՍՏՈՆԵԱ-ԿԱՆ ԿՈՒՍԱԿ-ՑՈՒԹՅՈՒՆ	—	4,619
Free Homeland Alliance	ԱԶԱՏ ՀԱՅՐԵՆԻՔ ԴԱՇԻՆՔ	—	4,119
Fair Armenia Party	«ԱՐԴԱՐ ՀԱՅԱՍՏԱՆ» ԿՈՒՍԱԿՑՈՒԹՅՈՒՆ	—	3,913

Continued on next page

2021 Legislative (unicameral)

Party	Party_b	Party_c	Votes
Sovereign Armenia Party	«ԻՆՔՆԻՇԽԱՆ ՀԱՅԱՍՏԱՆ» ԿՈՒՍԱԿՑՈՒԹՅՈՒՆ	—	3,912
Citizen's Decision	«ՔԱՂԱՔԱՑՈՒ ՈՐՈՇՈՒՄ» ՍՈՑԻԱԼ-ԴԵՄՈ-ԿՐԱՏԱԿԱՆ ԿՈՒՍԱԿՑՈՒԹՅՈՒՆ	—	3,773
European Party of Armenia	ՀԱՅԱՍՏԱՆԻ ԵՎՐՈՊԱԿԱՆ ԿՈՒՍԱԿ-ՑՈՒԹՅՈՒՆ	—	2,440
Freedom Party	ԱԶԱՏՈՒԹՅՈՒՆ ԿՈՒՍԱԿ-ՑՈՒԹՅՈՒՆ	—	1,842
Rise Party	ՎԵՐԵԼՔ ԿՈՒՍԱԿՑՈՒԹՅՈՒՆ	—	1,219
United Homeland Party	ՄԻԱՍՆԱԿԱՆ ՀԱՅՐԵՆԻՔ ԿՈՒՍԱԿՑՈՒԹՅՈՒՆ	—	963
All-Armenian National Statehood Party	ՀԱՄԱՀԱՅԿԱԿԱՆ ԱԶԳԱՅԻՆ ՊԵՏԱԿԱՆՈՒԹՅՈՒՆ (ՀԱՊ) ԿՈՒՍԱԿ-ՑՈՒԹՅՈՒՆ	—	803
National Agenda Party	«ԱԶԳԱՅԻՆ ՕՐԱԿԱՐԳ» ԿՈՒՍԱԿ-ՑՈՒԹՅՈՒՆ	—	719

2018 Legislative (unicameral)

Party	Party_b	Party_c	Votes
My Step Alliance	ԻՄ ՔԱՅԼԸ	—	884,471
Prosperous Armenia	ԲՀԿ	—	103,788
Bright Armenia	ԼՀԿ	—	80,022
Republican Party	ՀՀԿ	—	59,074
Armenian Revolutionary Federation	ՀՅԴ	—	48,805
We Alliance	ՄԵՆՔ	—	25,176
Sasna Tsrer	ՍԾՀԿ	—	22,862
Orinats Yerkir	ՕԵԿ	—	12,392
Citizen's Decision	ՔՈՍԴԿ	—	8,511

Continued on next page

2018 Legislative (unicameral)

Party	Party_b	Party_c	Votes
Christian-Democratic Rebirth Party	ՔԺՎԿ	—	6,454
National Progress Party	ԱզգԱԿ	—	4,121

2013 Presidential

Party	Party_b	Party_c	Votes
SARGSYAN, Serzh	Republican Party	Սերժ Սարգսյան	861,155
HOVANNISIAN, Raffi	Heritage	Րաֆֆի Կ. Հովհաննիսյան	539,691
BAGRATYAN, Hrant	Freedom Party	Հրանտ Բագրատյան	31,643
HAYRIKYAN, Paruyr	Union for National Self-Determination	Պարույր Հայրիկյան	18,096
GHUKASYAN, Andrias	Independent	Անդրիաս Ղուկասյան	8,329
SEDRAKYAN, Vardan	Independent	Վարդան Սեդրակյան	6,210
MELIKYAN, Arman	Independent	Արման Մելիքյան	3,516

2012 Legislative (unicameral)

Party	Party_b	Party_c	Votes
Republican Party of Armenia	ՀՀԿ	—	664,291
Prosperous Armenia	ԲՀԿ	—	454,775
Armenian National Congress	ՀԱԿ	—	106,902
Heritage	ԺԱՌԱՆԺ ԳՈՒԹՅՈՒՆ	—	86,993
Armenian Revolutionary Federation	ՀՅԴ	—	85,544
Orinats Yerkir	ՕԵԿ	—	83,124
Armenian Communist Party	ՀԿԿ	—	15,899
Democratic Party of Armenia	ՀԴԿ	—	5,576
Unified Armenians Party	ՄՀԿ	—	2,944

4.6 Electoral Geography

0

Electoral Units in 2021 | Geometry Type: Thiessen | Spatial Units: 831 (Years also geocoded at this level: 2012, 2013, 2018)

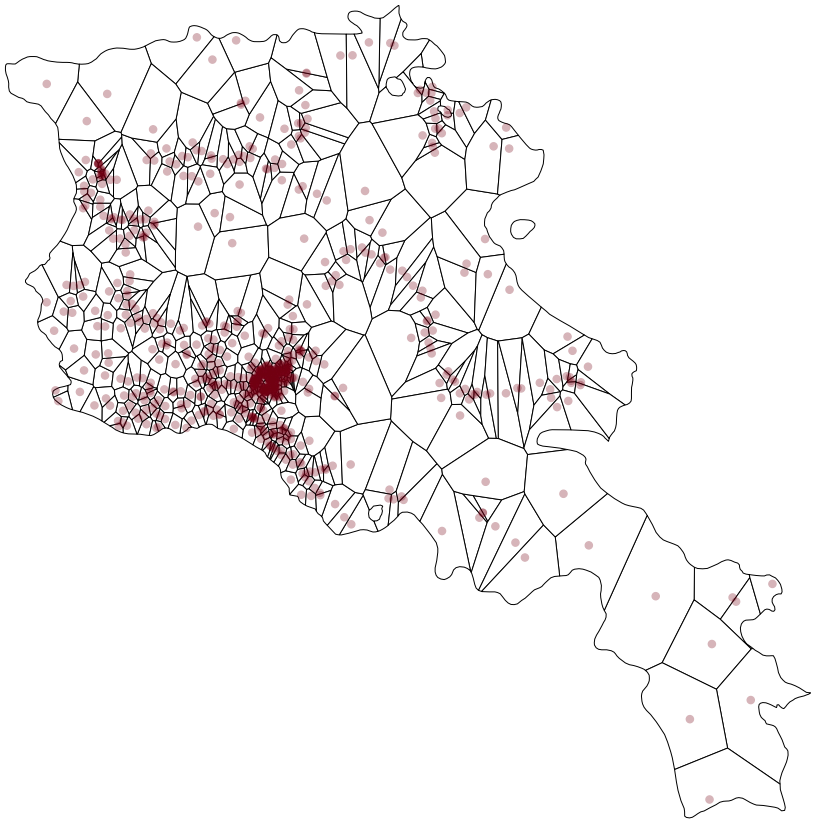

5 Australia

5.1 Notes

- There is an ″informal″ party type.
- Smallest physical unit: Polling Station

5.2 Data Source(s)

- Australian Electoral Commission

5.3 Elections Summary

Elections Summary

Year	Election Type	Data Units	Spatial Units	% Geocoded
2022	Legislative (lower house)	8479	7059	100.0%
2019	Legislative (lower house)	8724	7356	100.0%
2016	Legislative (lower house)	8178	6943	100.0%
2013	Legislative (lower house)	8996	7660	100.0%
2010	Legislative (lower house)	8800	7426	100.0%
2007	Legislative (lower house)	8235	7182	100.0%
2004	Legislative (lower house)	8234	7238	100.0%

5.4 Sample Electoral Units

Sample Electoral Units

Year	Type	NAME1	NAME1_b	NAME2	NAME2_b	NAME3
2022	Legislative (LH)	Victoria	VIC	Gippsland	213	Nowa Nowa
2022	Legislative (LH)	Western Australia	WA	Tangney	248	Booragoon
2022	Legislative (LH)	New South Wales	NSW	New England	135	Delungra
2022	Legislative (LH)	Western Australia	WA	Brand	235	Cooloongup
2022	Legislative (LH)	Queensland	QLD	Ryan	177	Bardon
2019	Legislative (LH)	Victoria	VIC	Wills	234	Pascoe Vale
2019	Legislative (LH)	New South Wales	NSW	Barton	104	Marrickville Barton Ppvc
2019	Legislative (LH)	Victoria	VIC	Melbourne	228	Richmond
2019	Legislative (LH)	Victoria	VIC	Wannon	233	Warrnambool
2019	Legislative (LH)	Victoria	VIC	Wills	234	Moomba Park
2016	Legislative (LH)	Victoria	VIC	Scullin	232	Mill Park Lakes (Scullin)
2016	Legislative (LH)	Victoria	VIC	Goldstein	214	Glenhuntly
2016	Legislative (LH)	Queensland	QLD	Wide Bay	178	Kin Kin
2016	Legislative (LH)	Victoria	VIC	Mcewen	226	South Morang Mcewen Ppvc
2016	Legislative (LH)	Queensland	QLD	Longman	302	Kallangur (Longman)
2013	Legislative (LH)	New South Wales	NSW	Riverina	250	Kooringal
2013	Legislative (LH)	Queensland	QLD	Rankin	176	Regents Park

Continued on next page

Sample Electoral Units

Year	Type	NAME1	NAME1_b	NAME2	NAME2_b	NAME3
2013	Legislative (LH)	Western Australia	WA	Stirling	246	Mirrabooka Central
2013	Legislative (LH)	Victoria	VIC	Murray	231	Grahamvale
2013	Legislative (LH)	Queensland	QLD	Ryan	177	Gaythorne (Ryan)
2010	Legislative (LH)	New South Wales	NSW	Calare	109	Trundle
2010	Legislative (LH)	Tasmania	TAS	Bass	192	Lebrina
2010	Legislative (LH)	New South Wales	NSW	Mcmahon	315	Fairfield North
2010	Legislative (LH)	Tasmania	TAS	Bass	192	Branxholm
2010	Legislative (LH)	Western Australia	WA	Perth	245	Bassendean South
2007	Legislative (LH)	Tasmania	TAS	Franklin	195	Loatta Road
2007	Legislative (LH)	Queensland	QLD	Herbert	165	Annandale East
2007	Legislative (LH)	Western Australia	WA	Brand	235	Dudley Park
2007	Legislative (LH)	Queensland	QLD	Hinkler	166	Pialba
2007	Legislative (LH)	Queensland	QLD	Mcpherson	171	Burleigh North (Mcpherson)
2004	Legislative (LH)	New South Wales	NSW	Shortland	148	Pelican
2004	Legislative (LH)	New South Wales	NSW	Cowper	113	Toormina
2004	Legislative (LH)	Queensland	QLD	Lilley	169	Wooloowin
2004	Legislative (LH)	New South Wales	NSW	Riverina	250	Temora West

Continued on next page

Sample Electoral Units

Year	Type	NAME1	NAME1_b	NAME2	NAME2_b	NAME3
2004	Legislative (LH)	Western Australia	WA	Stirling	246	Dianella Heights

Sample Electoral Units (continued 2/2)

NAME3_b	Lat.	Lon.
3805	-37.731	148.093
8261	-32.036	115.826
1097	-29.651	150.831
7480	-32.298	115.755
6498	-27.458	152.980
5109	-37.729	144.937
65249	-33.914	151.162
4677	-37.822	144.998
5072	-38.383	142.481
4860	-37.697	144.967
65564	-37.630	145.078
3896	-37.895	145.031
6592	-26.263	152.872
58744	-37.652	145.087
55950	-27.249	152.992
1289	-35.149	147.373
31800	-27.681	153.034
11598	-31.855	115.862
4752	-36.358	145.430
56202	-27.416	152.977
2228	-32.926	147.710

Continued on next page

Sample Electoral Units (continued 2/2)

	NAME3_b	Lat.	Lon.
	8316	-41.177	147.228
	2338	-33.867	150.957
	8290	-41.166	147.736
	8129	-31.907	115.954
	8524	-42.852	147.363
	32533	-19.316	146.794
	7494	-32.541	115.735
	6613	-25.287	152.834
	6065	-28.077	153.446
	2716	-33.072	151.646
	517	-30.352	153.084
	6056	-27.414	153.039
	12075	-34.557	146.409
	8180	-31.883	115.866

5.5 Aggregate Election Results

2022 Legislative (lower house)

Party	Votes
Australian Labor Party	3,760,500
Liberal Party of Australia	2,710,379
Australian Greens	963,099
Liberal National Party of Queensland	857,019
informal	671,471
Independent	638,749

Continued on next page

2022 Legislative (lower house)

Party	Votes
Pauline Hanson's One Nation	562,093
United Australia Party	483,290
National Party of Australia	459,690
Queensland Greens	286,934
Liberal Democratic Party	195,865
Greens Western Australia	136,642
Animal Justice Party	61,654
Katter's Australian Party	46,136
Australian Federation Party	44,162
Centre Alliance	29,479
The Great Australian Party	24,339
Country Liberal Party	23,535
Western Australia Party	23,205
Victorian Socialists	22,704
Informed Medical Options Party	20,960
Jacqui Lambie Network	18,582
Australian Christians	15,006
Shooters, Fishers and Farmers Party	14,924
Fusion Party	10,047
Socialist Alliance	9,415
Indigenous-Aboriginal Party of Australia	6,194
TNL	4,836
Legalise Cannabis Australia	4,460
Australian Values Party	4,298
Derryn Hinch's Justice Party	4,082
Australian Citizens Party	3,739
The Local Party of Australia	3,491
Sustainable Australia Party	2,865
Drew Pavlou Democratic Alliance	1,813
Reason Australia	1,015
Australian Progressives	736
Australian Democrats	525

2019 Legislative (lower house)

Party	Votes
Australian Labor Party	3,933,080
Liberal Party of Australia	3,242,336
Liberal National Party of Queensland	986,380
informal	723,208
Australian Greens	717,916
National Party of Australia	570,047
Independent	406,589
United Australia Party	393,861
Pauline Hanson's One Nation	351,876
Victorian Greens	339,710
Greens Western Australia	128,009
Animal Justice Party	90,127
Christian Democratic Party	81,324
Fraser Anning's Conservative National Party	61,969
Katter's Australian Party	59,165
Centre Alliance	40,308
Shooters, Fishers and Farmers Party	34,966
Country Liberal Party	31,017
Territory Labor Party	28,497
Sustainable Australia Party	28,247
Liberal Democratic Party	27,784
Derryn Hinch's Justice Party	19,734
Australian Christians	19,103
Western Australia Party	18,364
Democratic Labour Party	14,071
Victorian Socialists	11,042
Rise Up Australia Party	10,303
Science Party	10,157
Reason Australia	6,879
Australian Progressives	6,633
Australia First Party	5,474
The Great Australian Party	4,465
Citizens Electoral Council of Australia	2,712

Continued on next page

2019 Legislative (lower house)

Party	Votes
Socialist Equality Party	2,241
Socialist Alliance	1,942
Australian Better Families	1,691
Australian Democrats	1,453
Australian Workers Party	1,411
Love Australia or Leave	1,222
Non-Custodial Parents Party (Equal Parenting)	1,032
Involuntary Medication Objectors (Vaccination/Fluoride) Party	1,005
Child Protection Party	899
Flux	422

2016 Legislative (lower house)

Party	Votes
Australian Labor Party	3,879,354
Liberal Party of Australia	3,137,860
Australian Greens	976,403
Liberal National Party of Queensland	907,344
informal	626,388
National Party of Australia	544,749
Independent	314,671
Nick Xenophon Team	206,788
Family First Party	159,406
Christian Democratic Party	151,243
Pauline Hanson's One Nation	140,636
Greens Western Australia	125,577
Animal Justice Party	71,024
Katter's Australian Party	57,873

Continued on next page

2016 Legislative (lower house)

Party	Votes
Rise Up Australia Party	53,925
Liberal Democratic Party	49,395
Australian Christians	34,591
Territory Labor Party	28,804
Country Liberal Party	25,225
Australian Liberty Alliance	21,376
Drug Law Reform Australia	15,148
Science Party	12,076
Bullet Train For Australia	11,776
Derryn Hinch's Justice Party	11,751
Shooters, Fishers and Farmers Party	11,162
Australian Recreational Fishers Party	9,544
Australian Sex Party	9,516
Glenn Lazarus Team	8,496
Online Direct Democracy - (Empowering the People!)	6,652
Renewable Energy Party	6,645
Australian Country Party	5,709
Australia First Party	5,472
Arts Party	5,269
Mature Australia Party	4,501
Citizens Electoral Council of Australia	4,267
Australian Defence Veterans Party	3,258
Non-Custodial Parents Party (Equal Parenting)	3,150
Socialist Alliance	2,959
CountryMinded	2,619
Democratic Labour Party	2,422
Australian Equality Party (Marriage)	1,990
Outdoor Recreation Party	1,970
Consumer Rights & No-Tolls	1,576
Socialist Equality Party	1,219
Australian Antipaedophile Party	1,199
Smokers' Rights Party	1,054
Pirate Party Australia	965

Continued on next page

2016 Legislative (lower house)

Party	Votes
Help End Marijuana Prohibition (HEMP) Party	934
Australian Cyclists Party	642
Voluntary Euthanasia Party	636
Sustainable Australia Party	411
Palmer United Party	255
Australian Progressives	213

2013 Legislative (lower house)

Party	Votes
Australian Labor Party	3,462,831
Liberal Party of Australia	3,341,046
Liberal National Party of Queensland	915,613
Australian Greens	792,569
informal	698,050
Palmer United Party	589,171
National Party of Australia	478,917
Independent	145,641
Family First Party	141,732
Katter's Australian Party	104,619
Greens Western Australia	97,061
Christian Democratic Party	73,612
Country Labor Party	65,564
Australian Sex Party	61,604
Rise Up Australia Party	37,207
Australian Christians	33,828
Country Liberal Party	32,913
Democratic Labour Party	28,085
Territory Labor Party	26,618

Continued on next page

2013 Legislative (lower house)

Party	Votes
One Nation	17,895
Bullet Train For Australia	16,330
Citizens Electoral Council of Australia	7,370
Australia First Party	6,004
Socialist Alliance	4,038
Secular Party of Australia	3,831
Liberal Democratic Party	3,661
Country Alliance	3,565
Australian Independents	3,179
Stable Population Party of Australia	3,021
Australian Democrats	2,956
Australian Voice Party	1,293
Animal Justice Party	1,277
Non-Custodial Parents Party (Equal Parenting)	1,257
Australia's First Nations Political Party	1,101
Australian Sports Party	966
Future Party	878
Australian Protectionist Party	764
Voluntary Euthanasia Party	469
Uniting Australia Party	286
Senator Online (Internet Voting Bills/Issues)	149

2010 Legislative (lower house)

Party	Votes
Australian Labor Party	3,842,358
Liberal Party of Australia	3,101,140
Australian Greens	1,176,817

Continued on next page

2010 Legislative (lower house)

Party	Votes
Liberal National Party of Queensland	921,423
informal	635,025
National Party of Australia	396,092
Independent	261,060
Family First Party	226,186
Country Labor Party	80,814
Christian Democratic Party	69,016
Country Liberal Party	31,173
Territory Labor Party	26,942
One Nation	22,097
Liberal Democratic Party	17,448
Australian Democrats	17,402
Secular Party of Australia	10,113
Socialist Equality Party	8,872
Australian Sex Party	8,617
Socialist Alliance	7,705
Citizens Electoral Council of Australia	5,770
Democratic Labour Party	3,975
The Climate Sceptics	3,451
Australia First Party	3,089
Non-Custodial Parents Party (Equal Parenting)	2,407
Building Australia Party	1,230
Carers Alliance	1,151
Communist Party of Australia	521

2007 Legislative (lower house)

Party	Votes
Australian Labor Party	4,223,142

Continued on next page

2007 Legislative (lower house)

Party	Votes
Liberal Party of Australia	3,542,209
Australian Greens	755,544
National Party of Australia	527,773
informal	427,979
Independent	215,018
Family First Party	195,929
Christian Democratic Party	84,028
Country Labor Party	81,103
Australian Democrats	67,342
Country Liberal Party	29,602
Territory Labor Party	26,827
One Nation	24,761
Citizens Electoral Council of Australia	20,699
Liberal Democratic Party	12,145
Socialist Alliance	7,909
Climate Change Coalition	7,299
Democratic Labour Party	4,342
Socialist Equality Party	3,292
What Women Want (Australia)	2,843
Conservatives for Climate and Environment	2,372
The Fishing Party	1,564
Non-Custodial Parents Party (Equal Parenting)	614

2004 Legislative (lower house)

Party	Votes
Liberal Party of Australia	3,839,321
Australian Labor Party	3,451,742

Continued on next page

2004 Legislative (lower house)

Party	Votes
Australian Greens	666,832
informal	553,679
National Party of Australia	548,186
Independent	226,273
Family First Party	191,455
Australian Democrats	111,625
Country Labor Party	105,817
ACT Labor Party	81,371
Christian Democratic Party	58,842
One Nation	46,373
Pauline Hanson's One Nation - New South Wales	42,042
Citizens Electoral Council of Australia	32,939
Country Liberal Party	29,989
Pauline Hanson's One Nation	21,143
Socialist Alliance	11,470
New Country Party	7,680
Liberals for Forests	6,077
No Goods and Services Tax Party	6,017
Ex-Service, Service & Veterans Party	3,295
Progressive Labour Party	3,022
Save the ADI Site Party	2,861
Outdoor Recreation Party	2,679
The Great Australian Party	2,218
The Fishing Party	1,892
Lower Excise Fuel and Beer Party	1,627
Democratic Labour Party	1,072
Non-Custodial Parents Party (Equal Parenting)	855
Help End Marijuana Prohibition (HEMP) Party	653
Nuclear Disarmament Party	265
Aged and Disability Pensioners Party	167

5.6 Electoral Geography

0

Electoral Units in 2022 | Geometry Type: Thiessen | Spatial Units: 7,075 (Years also geocoded at this level: 2004, 2007, 2010, 2013, 2016, 2019)

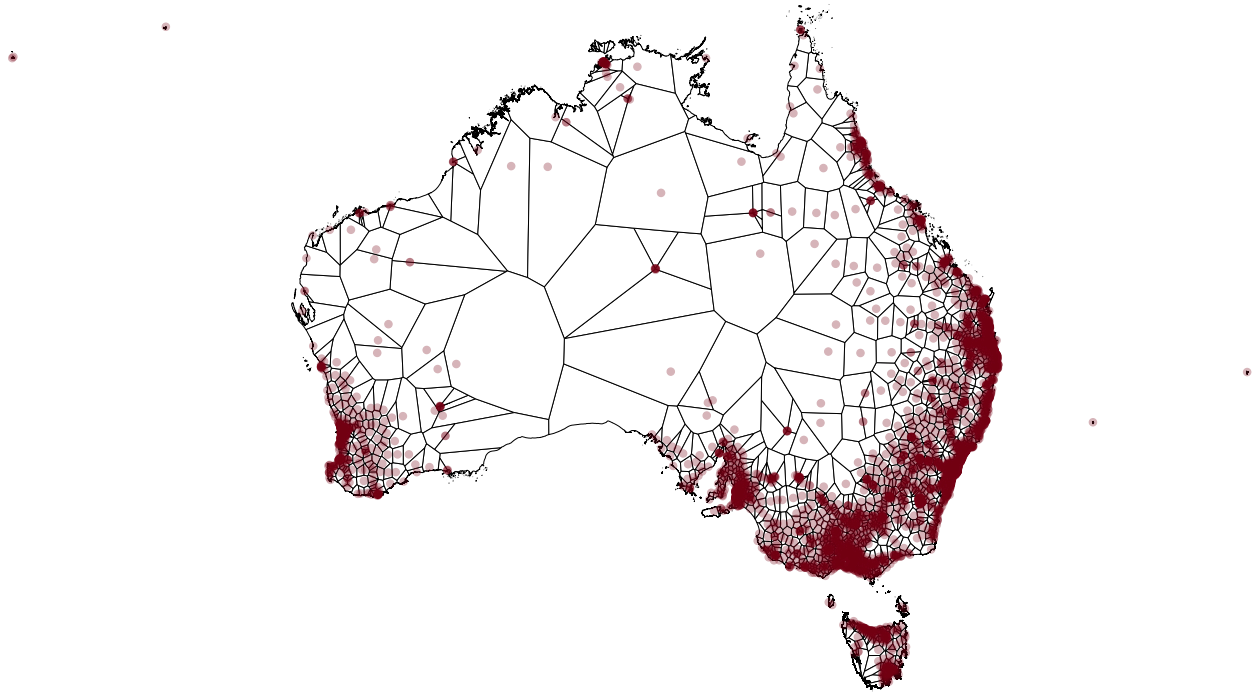

6 Austria

6.1 Notes

- Smallest physical unit: Municipality (gemeinde)

6.2 Data Source(s)

- Statistik Austria
- Bundesministerium für Inneres

6.3 Elections Summary

Elections Summary

Year	Election Type	Data Units	Spatial Units	% Geocoded
2024	Legislative (lower house)	2279	2115	100.0%
2019	Legislative (lower house)	2282	2118	100.0%
2017	Legislative (lower house)	2286	2122	100.0%
2013	Legislative (lower house)	2541	2376	100.0%
2008	Legislative (lower house)	2552	0	0.0%
2006	Legislative (lower house)	2423	0	0.0%
2002	Legislative (lower house)	2401	0	0.0%
1999	Legislative (lower house)	2424	0	0.0%

6.4 Sample Electoral Units

Sample Electoral Units

Year	Type	NAME1	NAME2	NAME3	NAME4	NAME4_b	Lat.	Lon.
2024	Legislative (LH)	Oberösterreich	Linz-Land	Vöcklabruck	Attersee Am Attersee	41702	47.909	13.524
2024	Legislative (LH)	Steiermark	Murtal	Hartberg-Fürstenfeld	Bad Waltersdorf	62264	47.169	16.005
2024	Legislative (LH)	Burgenland	Burgenland Süd	Rust Stadt	Rust	10201	47.803	16.684
2024	Legislative (LH)	Tirol	Osttirol	Innsbruck-Land	Birgitz	70306	47.225	11.299
2024	Legislative (LH)	Steiermark	Leibnitz	Liezen	Irdning-Donnersbachtal	61257	47.404	14.136
2019	Legislative (LH)	Burgenland	Burgenland Süd	Güssing	Heugraben	10424	47.117	16.195
2019	Legislative (LH)	Steiermark	Murtal	Hartberg-Fürstenfeld	Grafendorf Bei Hartberg	62268	47.348	15.956
2019	Legislative (LH)	Steiermark	Obersteiermark	Graz-Umgebung	Kainbach Bei Graz	60623	47.096	15.539
2019	Legislative (LH)	Niederösterreich	Niederösterreich Ost	Gmünd	Hoheneich	30920	48.765	15.037
2019	Legislative (LH)	Tirol	Osttirol	Kufstein	Angath	70502	47.510	12.061
2017	Legislative (LH)	Niederösterreich	Niederösterreich Ost	Gänserndorf	Untersiebenbrunn	30858	48.259	16.752
2017	Legislative (LH)	Niederösterreich	Niederösterreich Ost	Amstetten	Seitenstetten	30532	48.020	14.659
2017	Legislative (LH)	Oberösterreich	Linz-Land	Perg	Windhaag Bei Perg	41126	48.283	14.674
2017	Legislative (LH)	Burgenland	Burgenland Süd	Oberwart	Weiden Bei Rechnitz	10926	47.310	16.338
2017	Legislative (LH)	Oberösterreich	Mühlviertel	Braunau Am Inn	Maria Schmolln	40420	48.125	13.225
2013	Legislative (LH)	Oberösterreich	Linz-Land	Urfahr-Umgebung	Bad Leonfelden	41603	48.525	14.293
2013	Legislative (LH)	Niederösterreich	Hollabrunn	Mistelbach	Drasenhofen	31606	48.757	16.633

Continued on next page

Sample Electoral Units

Year	Type	NAME1	NAME2	NAME3	NAME4	NAME4_b	Lat.	Lon.
2013	Legislative (LH)	Steiermark	Leibnitz	Leoben	Hieflau	61104	47.593	14.765
2013	Legislative (LH)	Oberösterreich	Linz-Land	Schärding	Schärding	41422	48.461	13.436
2013	Legislative (LH)	Vorarlberg	Vorarlberg Süd	Bludenz	Lorüns	80114	47.126	9.840
2008	Legislative (LH)	Wien	Wien Nord	Wien 20.,Brigittenau	Briefwahlkarten - Wien 20.,Brigittenau	92099	—	—
2008	Legislative (LH)	Steiermark	Steiermark West	Murau	Sankt Lorenzen Bei Scheifling	61423	—	—
2008	Legislative (LH)	Steiermark	Steiermark West	Liezen	Aich	61202	—	—
2008	Legislative (LH)	Niederösterreich	Niederösterreich Süd - Ost	Sankt Pölten(Land)	Frankenfels	31906	—	—
2008	Legislative (LH)	Niederösterreich	Niederösterreich Süd - Ost	Tulln	Königstetten	32116	—	—
2006	Legislative (LH)	Oberoesterreich	Muehlviertel	Eferding	Haibach/Donau	40505	—	—
2006	Legislative (LH)	Niederoesterreich	Niederoesterreich Sued-Os	Scheibbs	St.georgen/Leys	32012	—	—
2006	Legislative (LH)	Steiermark	Steiermark West	Liezen	Groebming	61213	—	—
2006	Legislative (LH)	Steiermark	Steiermark West	Leibnitz	St.nikolai/Drassling	61034	—	—
2006	Legislative (LH)	Burgenland	Burgenland Sued	Neusiedl/See	Podersdorf/See	10718	—	—
2002	Legislative (LH)	Niederösterreich	Niederösterreich Süd-Ost	Korneuburg	Ernstbrunn	—	—	—
2002	Legislative (LH)	Tirol	Osttirol	Lienz	Leisach	—	—	—
2002	Legislative (LH)	Oberösterreich	Mühlviertel	Braunau/Inn	St. Johann/Walde	—	—	—
2002	Legislative (LH)	Oberösterreich	Mühlviertel	Kirchdorf/Krems	Spital/Pyhrn	—	—	—

Continued on next page

Sample Electoral Units

Year	Type	NAME1	NAME2	NAME3	NAME4	NAME4_b	Lat.	Lon.
2002	Legislative (LH)	Oberösterreich	Mühlviertel	Steyr (Land)	Aschach/Steyr	—	—	—
1999	Legislative (LH)	Tirol	Osttirol	Kitzbuehel	Schwendt	70418	—	—
1999	Legislative (LH)	Oberoesterreich	Muehlviertel	Freistadt	Waldburg	40623	—	—
1999	Legislative (LH)	Niederoesterreich	Niederoesterreich Sued-Os	Gaenserndorf	Weiden/March	30865	—	—
1999	Legislative (LH)	Oberoesterreich	Muehlviertel	Voecklabruck	Frankenmarkt	41710	—	—
1999	Legislative (LH)	Wien	Wien Nord	Hernals	Hernals	91701	—	—

6.5 Aggregate Election Results

2024 Legislative (lower house)

Party	Party_b	Votes
Freedom Party of Austria	FPÖ	1,375,476
Austrian People's Party	ÖVP	1,246,650
Social Democratic Party of Austria	SPÖ	991,087
NEOS - The New Austria and Liberal Forum	NEOS	421,960
The Greens - The Green Alternative	GRÜNE	378,114
Communist Party of Austria	KPÖ	110,440
The Beer Party	BIER	93,557

Continued on next page

2024 Legislative (lower house)

Party	Party_b	Votes
Madeleine Petrovic List	LMP	26,926
Der Wandel	KEINE	26,425
MFG Austria – People Freedom Fundamental Rights	MFG	18,798
Gaza List: Voices against the Genocide	GAZA	18,797
The Yellows	BGE	147

2019 Legislative (lower house)

Party	Party_b	Votes
Austrian People's Party	ÖVP	1,467,694
Social Democratic Party of Austria	SPÖ	824,377
Freedom Party of Austria	FPÖ	660,271
The Greens - The Green Alternative	GRÜNE	472,772
NEOS - The New Austria and Liberal Forum	NEOS	281,674
JETZT	JETZT	71,517
Communist Party of Austria	KPÖ	25,911
The Change	WANDL	16,213
The Beer Party	BIER	3,651
My Vote Counts!	GILT	1,312
Alliance for the Future of Austria	BZÖ	695
Socialist Left Party	SLP	252
Christian Party of Austria	CPÖ	230

2017 Legislative (lower house)

Party	Party_b	Votes
Austrian People's Party	ÖVP	1,341,947
Freedom Party of Austria	FPÖ	1,170,442
Social Democratic Party of Austria	SPÖ	1,144,604
NEOS - The New Austria and Liberal Forum	NEOS	212,261
Peter Pilz List	PILZ	177,118
The Greens - The Green Alternative	GRÜNE	141,969
My Vote Counts!	GILT	39,396
Communist Party of Austria	KPÖ	31,387
Free List Austria	FLÖ	7,722
The Whites	WEIßE	7,597
New Movement for the Future	NBZ	2,631
Homeless in Politics	ODP	658
Socialist Left Party	SLP	571
EU Exit Party	EUAUS	499
Christian Party of Austria	CPÖ	338
Men's Party	M	183

2013 Legislative (lower house)

Party	Party_b	Votes
Social Democratic Party of Austria	SPÖ	1,118,230
Austrian People's Party	ÖVP	982,813
Freedom Party of Austria	FPÖ	883,430
The Greens - The Green Alternative	GRÜNE	473,209
Team Stronach	FRANK	239,175
NEOS - The New Austria and Liberal Forum	NEOS	198,324
Alliance for the Future of Austria	BZÖ	149,606
Communist Party of Austria	KPÖ	41,317

Continued on next page

2013 Legislative (lower house)

Party	Party_b	Votes
Pirate Party of Austria	PIRAT	31,331
Christian Party of Austria	CPÖ	5,829
The Change	WANDL	2,456
EU Exit Party	EUAUS	428
Men's Party	M	417

2008 Legislative (lower house)

Party	Party_b	Votes
Social Democratic Party of Austria	SPÖ	1,408,075
Austrian People's Party	ÖVP	1,248,783
Freedom Party of Austria	FPÖ	845,070
Alliance for the Future of Austria	BZÖ	516,576
The Greens - The Green Alternative	GRÜNE	493,821
Liberal Forum	LIF	98,646
Citizens' Forum Austria	FRITZ	84,931
Communist Party of Austria	KPÖ	36,574
Independent Citizens' Initiative Save Austria	RETTÖ	35,121
Christian Party of Austria	DC	30,641
Animal Rights Party	TRP	2,120
Left	LINKE	1,740
Left Tirol	LINKE Tirol	348
Karlheinz Klement	[KHK]*	346
Liste Stark	STARK	236

2006 Legislative (lower house)

Party	Party_b	Votes
Social Democratic Party of Austria	SPÖ	1,589,409
Austrian People's Party	ÖVP	1,523,167
Freedom Party of Austria	FPÖ	499,304
The Greens - The Green Alternative	GRÜNE	466,799
Alliance for the Future of Austria	BZÖ	186,723
Hans-Peter Martin's List	MATIN	125,918
Communist Party of Austria	KPÖ	45,041
EU Withdrawal – Neutral Free Austria	NFÖ	10,095
Socialist Left Party	SLP	2,137
Sicher Absolut Unabhängig	SAU	1,467
IVE	IVE	572
Liste Stark	STARK	304

2002 Legislative (lower house)

Party	Party_b	Votes
Austrian People's Party	ÖVP	1,726,055
Social Democratic Party of Austria	SPÖ	1,434,966
Freedom Party of Austria	FPÖ	394,252
The Greens - The Green Alternative	GRÜNE	326,126
Liberal Forum	LIF	36,174
Communist Party of Austria	KPÖ	20,100
Socialist Left Party	SLP	3,243
The Democrats	DEMOKRATEN	1,986
Christian Electoral Community	CWG	1,969

1999 Legislative (lower house)

Party	Party_b	Votes
Social Democratic Party of Austria	SPÖ	1,461,272
Freedom Party of Austria	FPÖ	1,191,467
Austrian People's Party	ÖVP	1,177,215
The Greens - The Green Alternative	GRÜNE	310,942
Liberal Forum	LIF	149,241
Communist Party of Austria	KPÖ	20,904
The Independents	DU	19,408

6.6 Electoral Geography

0

Electoral Units in 2024 | Geometry Type: Actual | Spatial Units: 2,115 (Years also geocoded at this level: 2013, 2017, 2019)

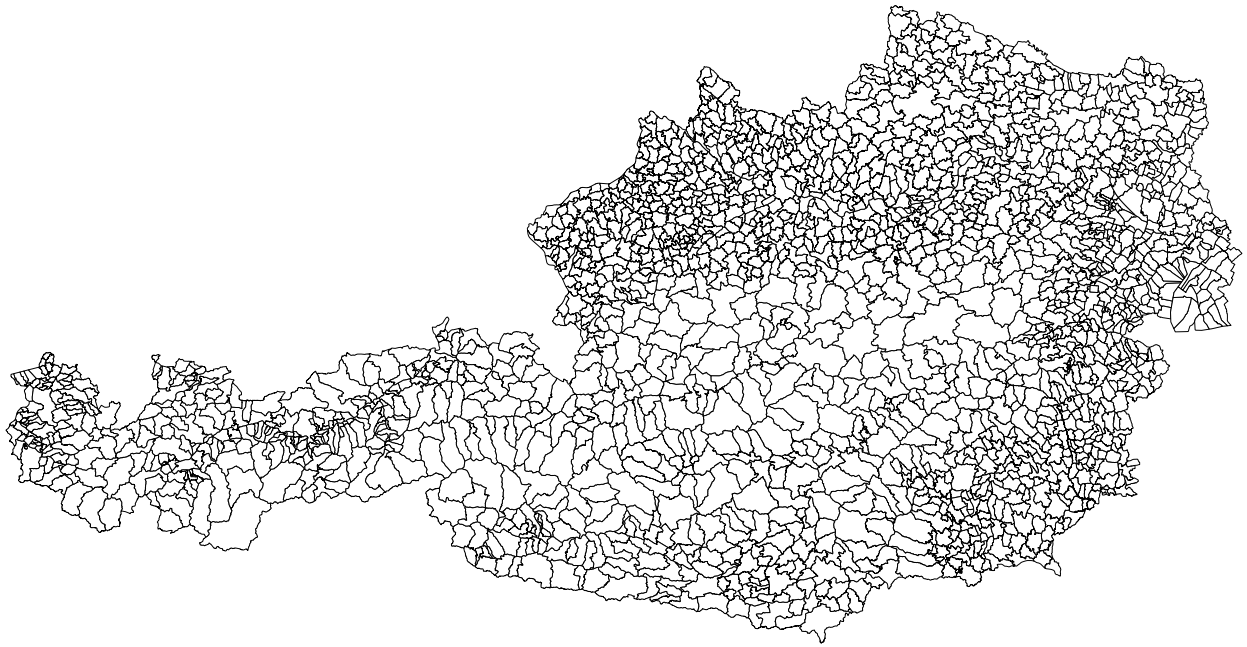

7 Bangladesh

7.1 Notes

- Smallest physical unit: Polling Station

7.2 Data Source(s)

- Bangladesh Election Commission

7.3 Elections Summary

Elections Summary

Year	Election Type	Data Units	Spatial Units	% Geocoded
2018	Legislative (unicameral)	40149	15809	99.1%

7.4 Sample Electoral Units

Sample Electoral Units

Year	Type	NAME1	NAME2	NAME2_b	NAME3_imp	NAME4
2018	Legislative (unicameral)	Rangpur	রংপুর	Rangpur	Mitha Pukur	108
2018	Legislative (unicameral)	Dhaka	ময়মনসিংহ	Mymensingh	Trishal	115

Continued on next page

Sample Electoral Units

Year	Type	NAME1	NAME2	NAME2_b	NAME3_imp	NAME4
2018	Legislative (unicameral)	Chittagong	চট্রগ্রাম	Chittagong	—	129
2018	Legislative (unicameral)	Rangpur	দনিাজপুর	Dinajpur	Hakimpur	113
2018	Legislative (unicameral)	Chittagong	নোয়াখালী	Noakhali	Begumganj	16

Sample Electoral Units (continued 2/2)

	NAME4_b	Lat.	Lon.
	মঠিাপুকুর মহা-বদি্যালয় (টনি-সডে ভবন-দক্ষণি অংশ), মঠিাপকুর। (মহলিা ভোট কে-ন্দ্র)	25.572	89.274
	ত্রশিাল আব্বা-ছয়িা ফাজলি মা-দরাসা ত্রশিাল আব্বাছয়িা ফাজলি মাদ্রাসা, গ্রাম-ত্রশিাল, (মহলিা ভোটকন্দ্র)	24.581	90.391

Continued on next page

Sample Electoral Units (continued 2/2)

	NAME4_b	Lat.	Lon.
	পতঙ্গো বোর্ড সরকারী প্রাথমকি বদ্যিালয় (পুরুষ ও মহলিা ভোটকে-ন্দ্র)	22.235	91.791
	নয়ানগর সরকারী প্রাথমকি বদ্যিা-লয়। নচি তলা	25.318	88.982
	আল হরো সরকারি প্রাথমকি বদ্যিা-লয় (পুরুষ ভো-টকন্দ্র) মধ্যম করমিপুর	22.967	91.036

7.5 Aggregate Election Results

2018 Legislative (unicameral)

Party	Party_b	Party_c	Votes
Awami League	নৌকা	বাংলাদশে আওয়ামী লীগ	64,013,191
Bangladesh Nationalist Party	ধানরে শীষ	বাংলাদশে জাতীয়তাবাদী দল - বএিনপি	11,439,983
Jatiya Party	লাঙ্গল	জাতীয় পার্টি	4,443,269
Islami Andolan Bangladesh	হাত পাখা	ইসলামী আন্দোলন বাংলাদশে	1,410,088
Nationalist Democratic Movement	সংিহ	জাতীয়তাবাদী গণতান্ত্রকি আন্দোলন-এনডএিম	497,065

Continued on next page

2018 Legislative (unicameral)

Party	Party_b	Party_c	Votes
Insaniyat Biplob Bangladesh	আপলে	ইনসানয়িাত বপি্লব বাংলাদশে	364,601
unknown	ট্রাক	—	210,533
Bangladesh Congress	ডাব	বাংলাদশে কংগ্রসে	184,310
Jatiya Party (Manju)	বাইসাইকলে	জাতীয় পার্টি - জপেি	182,611
Jatiya Samajtantrik Dal	মটরগাড়ি(কার)	বাংলাদশে জাতীয় সমাজতান্ত্রকি দল-বাংলাদশে জাসদ	128,978
Zaker Party	গোলাপ ফুল	জাকরে পার্টি	111,092
Gano Forum	উদীয়মান সূর্য্য	গণফোরাম	103,535
Bangladesh Cultural Liberation Alliance (Muktijot)	কলার ছড়ি	বাংলাদশে সাংস্কৃতকি মুক্তজিোট (মুক্তজিোট)	76,206
Bangladesh Islami Front	মোমবাতি	বাংলাদশে ইসলামী ফ্রন্ট	60,372
Communist Party of Bangladesh	কাস্তে	বাংলাদশেরে কমউিনস্টি পার্টি	55,417
Jatiya Samajtantrik Dal	মশাল	জাতীয় সমাজতান্ত্রকি দল-জাসদ	39,104
National People's Party	আম	ন্যাশনাল পপিলস্ পার্টি(এনপপিি)	36,972
Islamic Front Bangladesh	চয়োর	ইসলামকি ফ্রন্ট বাংলাদশে	31,468
unknown	মাথাল	—	28,895
Liberal Democratic Party	ছাতা	লবিারলে ডমেোক্রটেকি পার্টি - এল-ডপিি	25,152
Bikalpa Dhara Bangladesh	কুলা	বকিল্পধারা বাংলাদশে	18,183
Revolutionary Workers Party of Bangladesh	কোদাল	বাংলাদশেরে বপি্লবী ওয়ার্কার্স পার্টি	18,043
Socialist Party of Bangladesh	মই	বাংলাদশেরে সমাজতান্ত্রকি দল-বাসদ	17,885
Bangladesh Muslim League	হারকিনে	বাংলাদশে মুসলমি লীগ	15,116
Bangladesh Nationalist Front	টলেভিশিন	বাংলাদশে ন্যাশনালস্টি ফ্রন্ট-বএিনএফ	13,426
Islami Oikya Jote	মনিার	ইসলামী ঐক্যজোট	11,268
Khelafat Majlish	দওেয়াল ঘড়ি	খলোফত মজলসি	11,203
Bangladesh Khilafat Andolan	বট গাছ	—	9,796
Bangladesh National Awami Party	কুঁড়ে ঘড়	—	8,367
Progressive Democratic Party	ফুলরে মালা	বাংলাদশে তরকিত ফডোরশেন	6,400
unknown	বাঘ	—	6,075

Continued on next page

2018 Legislative (unicameral)

Party	Party_b	Party_c	Votes
Gano Front	মাছ	গণফ্রন্ট	5,389
Bangladesh National Awami Party	গাভী	—	5,140
Bangladesh Jatiya Party	কাঁঠাল	বাংলাদেশ জাতীয় পার্টি	4,553
Jatiya Ganotantrik Party	হুক্কা	—	3,798
Jatiya Samajtantrik Dal (Rab)	তারা	জাতীয় সমাজতান্ত্রিক দল-জেএসডি	3,119
Bangladesh Khelefat Majilish	রিক্সা	বাংলাদেশ খেলাফত মজলিস	2,899
unknown	খেঁজুর গাছ	—	2,351
unknown	হাতুড়ি	—	1,729
Democratic Party	কবুতর	গণতন্ত্রী পার্টি	1,641
Bangladesh Nationalist Movement-BNM	নোঙ্গর	বাংলাদেশ জাতীয়তাবাদী আন্দোলন-বিএনএম	1,630
unknown	কুড়াল	—	1,310
Bangladesh Cultural Liberation Front (Muktijote)	ছড়ি	—	1,219
Krishak Sramik Janata League	গামছা	কৃষক শ্রমিক জনতা লীগ	597
unknown	দালান	—	503
Bangladesh Supreme Party (BSP)	একতারা	বাংলাদেশ সুপ্রীম পার্টি (বি.এস.পি)	428
Communist Party of Bangladesh (Marxist–Leninist) (Barua)	চাকা	বাংলাদেশের সাম্যবাদী দল (এম.এল)	387
unknown	বলুন	—	316
unknown	রকেট	—	254
Bangladesh Muslim League-BML	হাত (পাঞ্জা)	বাংলাদেশ মুসলিম লীগ-বিএমএল	228
Bangladesh Jatiya Party	গরুর গাড়ি	—	111
unknown	বেঞ্চ	—	56
Bangladesh Kalyan Party	হাত ঘড়ি	—	55

7.6 Electoral Geography

0

Electoral Units in 2018 | Geometry Type: Thiessen | Spatial Units: 15,583

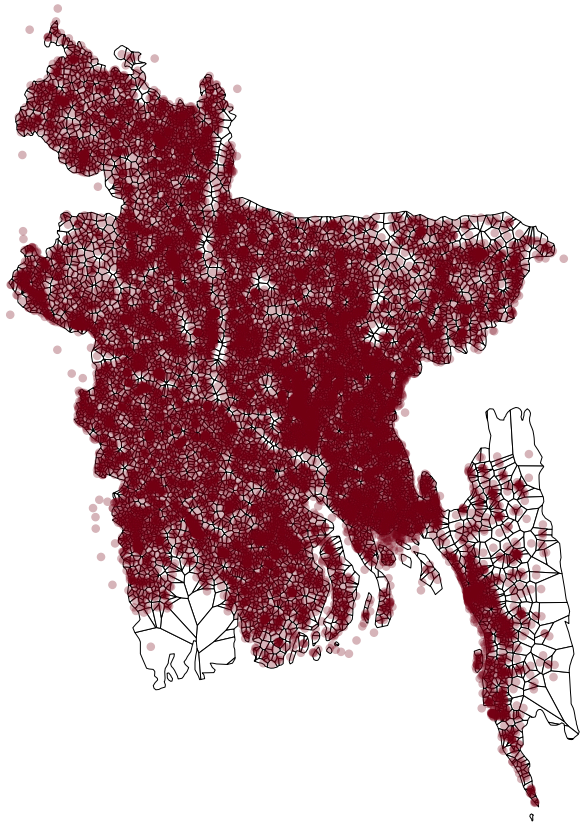

8 Belgium

8.1 Notes

- Provinces are assigned retrospectively to municipalities due to overlapping spatial polygons, which may introduce some errors.
- Smallest physical unit: Municipality (gemeente)

8.2 Data Source(s)

- IBZ - SPF Intérieur

8.3 Elections Summary

Elections Summary

Year	Election Type	Data Units	Spatial Units	% Geocoded
2024	Legislative (lower house)	592	587	100.0%
2019	Legislative (lower house)	581	581	100.0%
2014	Legislative (lower house)	589	589	100.0%

8.4 Sample Electoral Units

Sample Electoral Units

Year	Type	NAME1_imp	NAME2	NAME2_b	Lat.	Lon.
2024	Legislative (LH)	Vlaams Gewest	Wortegem-Petegem	252621	50.848	3.528
2024	Legislative (LH)	Wallonne Gewest	Saint-Vith	253052	50.287	6.126
2024	Legislative (LH)	Vlaams Gewest	Turnhout	251911	51.329	4.940
2024	Legislative (LH)	Wallonne Gewest	Virton	253384	49.571	5.572
2024	Legislative (LH)	Wallonne Gewest	Andenne	253440	50.487	5.058
2019	Legislative (LH)	Vlaams Gewest	Baerle-Duc	—	51.416	4.905
2019	Legislative (LH)	Wallonne Gewest	Saint-Vith	—	50.287	6.126
2019	Legislative (LH)	Vlaams Gewest	Westerlo	—	51.106	4.882
2019	Legislative (LH)	Vlaams Gewest	Kluisbergen	—	50.780	3.530
2019	Legislative (LH)	Vlaams Gewest	Wetteren	—	50.994	3.870
2014	Legislative (LH)	Wallonne Gewest	Walhain	—	50.631	4.697
2014	Legislative (LH)	Wallonne Gewest	Quévy	—	50.367	3.954
2014	Legislative (LH)	Wallonne Gewest	Jalhay	—	50.531	5.966
2014	Legislative (LH)	Wallonne Gewest	Gesves	—	50.422	5.053
2014	Legislative (LH)	Wallonne Gewest	Saint-Ghislain	—	50.487	3.801

8.5 Aggregate Election Results

2024 Legislative (lower house)

Party	Party_b	Votes
New Flemish Alliance	N-VA	1,164,462
Vlaams Belang	VLAAMS BELANG	960,251
Reformist Movement	MR	713,473
Onward	Vooruit	565,474
Socialist Party	PS	559,665
Christian Democratic and Flemish	CD&V	556,659
Les Engagés	LES ENGAGÉS	471,646
Open Flemish Liberals and Democrats	open vld	379,312
Workers' Party of Belgium	PVDA	354,635
Green	GROEN	322,857
Workers' Party of Belgium	PTB	245,817
Ecolo	ECOLO	202,076
Workers' Party of Belgium	PTB-PVDA	86,354
DéFI	DéFI	83,650
Chez Nous	CHEZ NOUS	63,969
Voor U	Voor U	41,683
Blanco Party	BLANCO	37,371
Collectif Citoyen	COLLECTIF CITOYEN	35,576
Blanco Party	Partij BLANCO	34,912
Team Fouad Ahidar	Team Fouad Ahidar	24,772
Belgische Unie – Union Belge	BELG.UNIE-BUB	15,663
DierAnimal	DierAnimal	10,298
Volt Europa	Volt Europa	7,089
Lutte ouvrière	LUTTE OUVRIERE	6,503
l'Unie	l'Unie	5,603
Reprise en Main Citoyenne	RMC	4,015
Agora	Agora	3,448
Blanco Party	Parti.j BLANCO	3,267
Gezond Verstand	GV-GEZOND VERSTAND	2,349
Voor U / Pour Vous	Voor U / Pour Vous	1,492

2019 Legislative (lower house)

Party	Party_b	Votes
New Flemish Alliance	N-VA	1,084,521
Vlaams Belang	VLAAMS BELANG	809,177
Socialist Party	PS	638,946
Christian Democratic and Flemish	CD&V	601,484
Open Flemish Liberals and Democrats	open vld	577,070
Reformist Movement	MR	505,474
Socialist Party Differently	SP.A	454,477
Green	GROEN	412,066
Ecolo	ECOLO	408,096
Workers' Party of Belgium	PTB	285,902
Humanist Democratic Centre	CDH	249,558
Workers' Party of Belgium	PVDA	236,598
DéFI	DéFI	149,089
People's Party	Parti Populaire	74,434
Workers' Party of Belgium	PTB*PVDA	60,843
DierAnimal	DierAnimal	47,641
Listes Destexhe	LISTES DESTEXHE	42,163
Collectif Citoyen	COLLECTIF CITOYEN	21,066
La Droite	LA DROITE	15,003
Nation	NATION	10,563
Les Belges d'Abord	LES BELGES D'ABORD	10,454
Agir	AGIR	7,590
Pirate Party	Piratenpartij	7,512
D-SA	D-SA	5,938
Lutte Ouvrière	Lutte Ouvrière	5,731
PRO	PRO	5,673
Wallonie Insoumise	WALLONIE INSOUMISE	5,336
BUB Belgische Unie	BUB Belgische Unie	4,474
PV&S	PV&S	3,211
B.U.B	B.U.B	2,094
de coöperatie	de coöperatie	1,729
Volt	Volt	1,654
Communist Party of Belgium	PCB	1,621
Turquoise	Turquoise	624

2014 Legislative (lower house)

Party	Party_b	Votes
New Flemish Alliance	N-VA	1,351,851
Socialist Party	PS	783,143
Christian Democratic and Flemish	CD&V	782,076
Reformist Movement	MR	644,855
Socialist Party Differently	SP.A	594,754
Open Flemish Liberals and Democrats	OpenVld	466,063
Green	GROEN	358,009
Humanist Democratic Centre	CDH	335,047
Vlaams Belang	VLAAMS BELANG	247,291
Ecolo	ECOLO	219,809
Open Flemish Liberals and Democrats	open vld	191,573
Partij van de Arbeid+	PVDA+	118,208
Francophone Democratic Federalists	FDF	108,982
People's Party	Parti Populaire	102,309
Parti du Travail de Belgique-GO !	PTB-GO !	95,203
Debout Les Belges!	DEBOUT LES BELGES	46,872
Libertarian, Direct, Democratic	Lijst Dedecker	28,396
La Droite	LA DROITE	25,842
Pirate Party	Piratenpartij	23,128
Parti du Travail de Belgique-GO !	PTB*PVDA-GO !	18,959
Parti du Travail de Belgique-GO !	PTB-GO!	18,552
Faire place Nette	Faire place Nette	15,456
ISLAM	ISLAM	13,667
New Flemish Alliance	NVA	12,904
Wallonie d'Abord	WALLONIE D'ABORD	11,192
Francophone Democratic Federalists	F.D.F	11,167
Debout Les Belges!	DEBOUT LES BELGES!	10,955
Belgian Union	B.U.B.-Belg.Unie	10,459
Nation	NATION	10,121
Pirate	PIRATE	9,832
Radical Reformists and Social Fighters for a Fairer Society	R.O.S.S.E.M.	9,753

Continued on next page

2014 Legislative (lower house)

Party	Party_b	Votes
Rassemblement Wallonie France	R.W.F.	7,384
Mouvement de Gauche	MG	4,508
Lutte Ouvrière	Lutte Ouvrière	3,538
PP Partipensionnes	PP PARTIPENSIONNES	3,179
Front Wallon	FW	3,080
New Alternative Wallonia	NWA	2,781
Sociaal Democraten & Progressieven	SD&P	2,295
PP	PP	2,267
P+	P+	2,250
Valeurs Libérales Citoyennes	VLC	2,025
Radical Reformists and Social Fighters for a Fairer Society	ROSSEM	1,911
Walloon Rally	RassemblementWalon	1,586
Gauches Communes	GAUCHES COMMUNES	1,421
Vox Populi Belgica	Vox Populi Belgica	1,278
Égalitaires !	Égalitaires !	933
Partij Voor Gehandicapten en Welzijn	PVGW	931
Belgian Union	B.U.B.- Belg.Unie	847
Parti Libertarien	Parti Libertarien	705
Belgian Union	B.U.B.	684
MGJOD	MGJOD	460
CIM	CIM	430
MOVE	MOVE	400
Agora Erasmus	Agora Erasmus	354
LaLutte-DeStrijd	LaLutte-DeStrijd	198

8.6 Electoral Geography

0

Electoral Units in 2024 | Geometry Type: Actual | Spatial Units: 587 (Years also geocoded at this level: 2014, 2019)

9 Bhutan

9.1 Notes

- Smallest physical unit: Polling Station

9.2 Data Source(s)

- Election Commission of Bhutan

9.3 Elections Summary

Elections Summary

Year	Election Type	Data Units	Spatial Units	% Geocoded
2018	Legislative (lower house)	885	309	99.9%

9.4 Sample Electoral Units

Sample Electoral Units

Year	Type	NAME1	NAME2	Lat.	Lon.
2018	Legislative (LH)	Monggar	Kadam ORC	27.275	91.240
2018	Legislative (LH)	Monggar	Tarayana Farm Shop	27.091	91.250

Continued on next page

Sample Electoral Units

Year	Type	NAME1	NAME2	Lat.	Lon.
2018	Legislative (LH)	Wangdue Phodrang	Chenshing Tsawa	27.488	89.900
2018	Legislative (LH)	Punakha	Laptshakha CPS	27.592	89.880
2018	Legislative (LH)	Trashigang	Kanglung PS	27.283	91.521

9.5 Aggregate Election Results

2018 Legislative (lower house)

Party	Votes
People's Democratic Party	55,972
Druk Nyamrup Tshogpa	55,166
Druk Phuensum Tshogpa	53,108
Bhutan Kuen-Nyam Party	18,064

9.6 Electoral Geography

0

Electoral Units in 2018 | Geometry Type: Thiessen | Spatial Units: 309

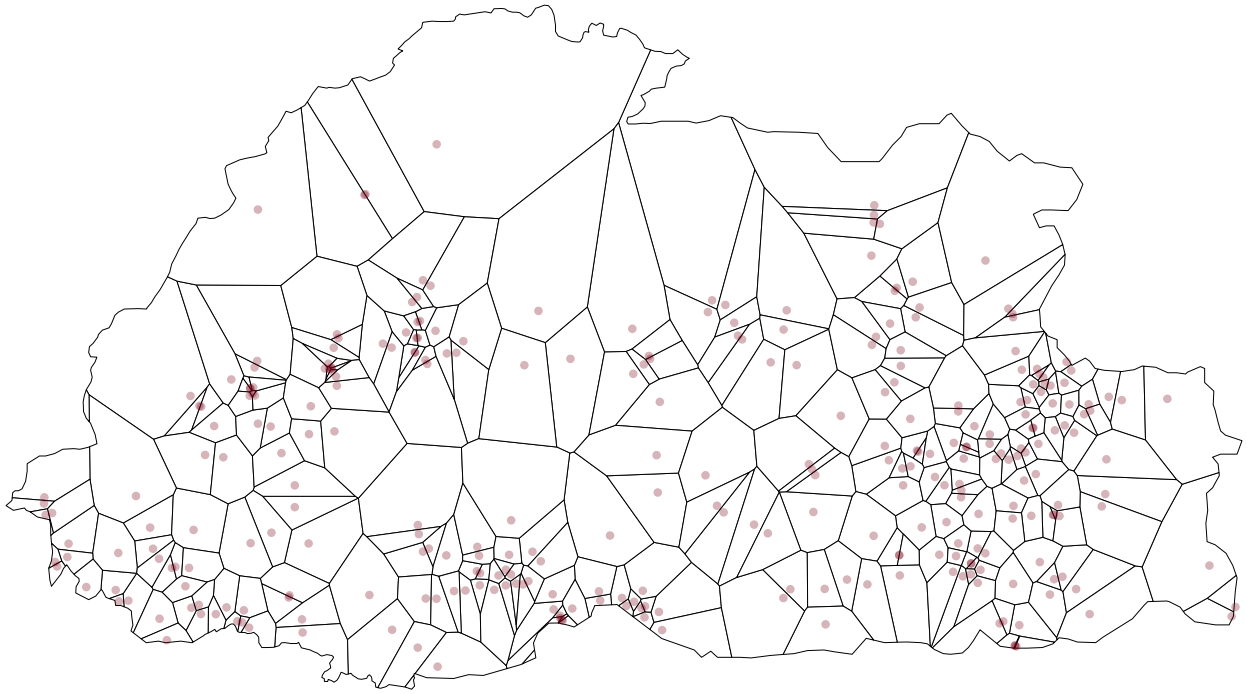

10 Bolivia

10.1 Notes

- Smallest physical unit: Polling Station

10.2 Data Source(s)

- Órgano Electoral Plurinacional

10.3 Elections Summary

Elections Summary

Year	Election Type	Data Units	Spatial Units	% Geocoded
2020	Legislative (unicameral)	33872	2396	100.0%
2020	Presidential	35600	2468	100.0%
2019	Legislative (unicameral)	32769	2367	100.0%
2019	Presidential	34555	2439	100.0%

10.4 Sample Electoral Units

Sample Electoral Units

Year	Type	NAME1	NAME1_b	NAME2	NAME2_b	NAME3
2020	Legislative (unicameral)	Santa Cruz	7	Andrés Ibáñez	1	Santa Cruz de La Sierra
2020	Legislative (unicameral)	Potosí	5	Tomás Frías	1	Potosí
2020	Legislative (unicameral)	La Paz	2	Murillo	1	El Alto
2020	Legislative (unicameral)	Chuquisaca	1	Oropeza	1	Sucre
2020	Legislative (unicameral)	Cochabamba	3	Chapare	10	Villa Tunari
2020	Presidential	Chuquisaca	1	Oropeza	1	Sucre
2020	Presidential	Santa Cruz	7	Andrés Ibáñez	1	Santa Cruz de La Sierra
2020	Presidential	Potosí	5	Tomás Frías	1	Potosí
2020	Presidential	La Paz	2	Murillo	1	Nuestra Señora de La Paz
2020	Presidential	Tarija	6	Gran Chaco	3	Yacuiba
2019	Legislative (unicameral)	Oruro	4	Sabaya	—	Sabaya
2019	Legislative (unicameral)	La Paz	2	Murillo	—	Nuestra Señora de La Paz
2019	Legislative (unicameral)	La Paz	2	Murillo	—	Nuestra Señora de La Paz
2019	Legislative (unicameral)	Beni	8	General José Ballivián	—	San Borja
2019	Legislative (unicameral)	Cochabamba	3	Carrasco	—	Entre Ríos
2019	Presidential	Cochabamba	3	Cercado	—	Cochabamba
2019	Presidential	Santa Cruz	7	Andres Ibañez	—	Santa Cruz de La Sierra
2019	Presidential	La Paz	2	Murillo	—	El Alto
2019	Presidential	Potosí	5	Tomas Frias	—	Potosí
2019	Presidential	Chuquisaca	1	Nor Cinti	—	Camargo

Sample Electoral Units (continued 2/3)

	NAME3_b	NAME4	NAME5	NAME6	NAME6_b
	—	51	Santa Cruz de la Sierra	Col. Julio A. Gutierrez	4017
	—	33	Potosí	Esc. German Busch	44
	—	11	El Alto	Unidad Educativa San Juan de Calama	2004
	—	1	Sucre	Unid. Educ. Jose Clemente Maurer	110
	—	24	Jatun Pampa	Unidad Educativa Jatun Pampa	1030
	—	0	Sucre	Colegio Fe y Alegria	228
	—	0	Santa Cruz de la Sierra	Col. Juan Pablo II	3022
	—	0	Potosí	Esc. German Busch	44
	—	0	Nuestra Señora de La Paz	Esc. Panama	404
	—	43	Caiza"J"	U.E. Prof. Bautista Jurado	9
	1	Circunscripción Uninominal 32	Pisiga Bolivar-Sucre	U.E. Libertador Simon Bolivar	—
	1	Circunscripción Uninominal 8	Nuestra Señora de La Paz	Colegio Bolivar	—
	1	Circunscripción Uninominal 8	Nuestra Señora de La Paz	Unid. Educ. Jorge Vargas	—

Continued on next page

Sample Electoral Units (continued 2/3)

	NAME3_b	NAME4	NAME5	NAME6	NAME6_b
	2	Circunscripción Uninominal 59	San Borja	U.E. German Busch	—
	6	Circunscripción Uninominal 24	Entre Rios	Colegio Franz Tamayo	—
	1	—	Cochabamba	Unidad Educativa Jose Ignacio Sanjines	—
	1	—	Santa Cruz de la Sierra	U.E. El Dorado Norte	—
	5	—	El Alto	Col. Tec. Humanistico Jose Ballivian	—
	1	—	Potosí	Esc. 6 de Junio	—
	1	—	Camargo	Colegio Nacional Mixto 3 De Abril	—

Sample Electoral Units (continued 3/3)

	NAME7	NAME7_b	Lat.	Lon.
	1	—	-17.765	-63.185
	2	—	-19.582	-65.757
	10	—	-16.476	-68.214

Continued on next page

Sample Electoral Units (continued 3/3)

	NAME7	NAME7_b	Lat.	Lon.
	8	—	-19.085	-65.237
	3	—	-17.003	-65.590
	6	—	-18.984	-65.299
	10	—	-17.851	-63.215
	13	—	-19.582	-65.757
	18	—	-16.482	-68.179
	5	—	-21.799	-63.557
	41486	100320421640000201	-18.601	-68.935
	22274	100320207292503909	-16.483	-68.173
	21942	100320207290180211	-16.499	-68.134
	80856	100320825590000203	-14.858	-66.744
	35640	100320328040121120	-17.197	-64.541
	31103	100320308210022002	-17.392	-66.193
	71535	100320722340602010	-17.824	-63.230
	23698	100320208202503716	-16.517	-68.176
	50605	100320514940004504	-19.587	-65.753
	11504	100320113710000208	-20.594	-65.158

10.5 Aggregate Election Results

2020 Presidential

Party	Party_b	Votes
CATACORA, Luis Alberto Arce	Movement for Socialism	3,281,803
MESA, Carlos	Civic Community	1,748,678
CAMACHO, Luis Fernando	Creemos	843,170
CHUNG, Chi Hyun	Front for Victory	92,604
MAMANI, Feliciano	Bolivian National Action Party	30,147

2020 Legislative (unicameral)

Party	Party_b	Votes
Movement for Socialism	MAS_IPSP	2,917,110
Civic Community	CC	1,442,009
Creemos	CREEMOS	938,433
Front for Victory	FPV	74,284
Bolivian National Action Party	PAN_BOL	59,370
Libre 21	LIBRE_21	41

2019 Presidential

Party	Party_b	Votes
MORALES, Evo	Movement for Socialism	2,768,712
MESA, Carlos	Civic Community	2,186,352
CHUNG, Chi Hyun	Christian Democratic Party	522,582
ORTIZ, Oscar	Social Democratic Movement	256,937

Continued on next page

2019 Presidential

Party	Party_b	Votes
PATZI, Félix	Third System Movement	75,532
LEMA, Virginio	Revolutionary Nationalist Movement	41,043
NINA, Ruth	Bolivian National Action Party	37,844
CÁRDENAS, Víctor Hugo	Solidarity Civic Unity	24,011
RODRÍGUEZ, Israel	Front for Victory	23,029

2019 Legislative (unicameral)

Party	Party_b	Votes
Movement for Socialism	MAS - IPSP	2,057,345
Civic Community	CC	1,537,860
Social Democratic Movement	21F	649,090
Third System Movement	MTS	182,175
Christian Democratic Party	PDC	138,771
Revolutionary Nationalist Movement	MNR	125,133
Solidarity Civic Unity	UCS	81,346
Bolivian National Action Party	PAN-BOL	51,552
Front for Victory	FPV	36,867

10.6 Electoral Geography

0

Electoral Units in 2020 | Geometry Type: Thiessen | Spatial Units: 4,870 (Years also geocoded at this level: 2019)

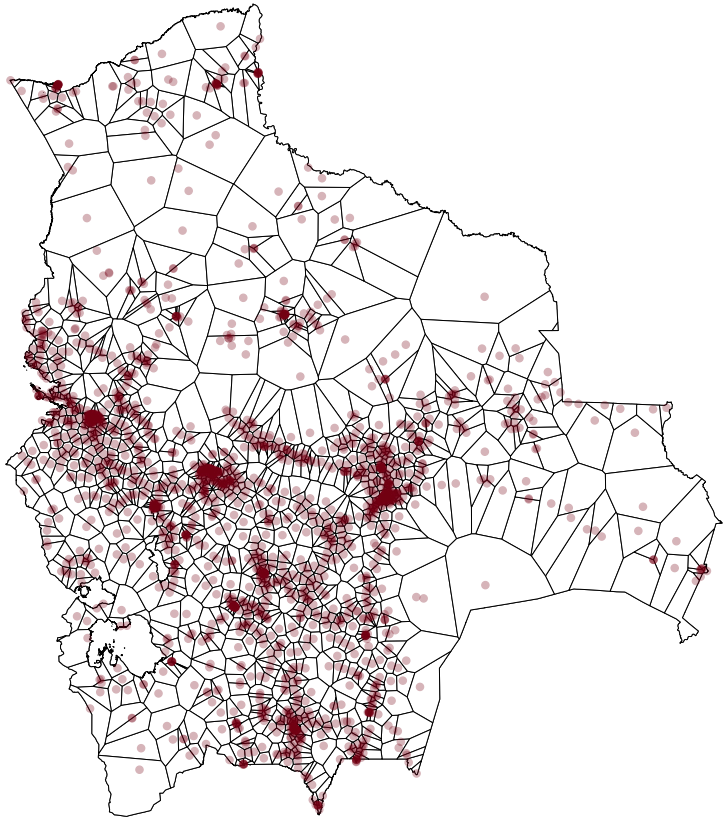

11 Bosnia and Herzegovina

11.1 Notes

- NAME1 and results refer to the Parliament of the Federation of Bosnia and Herzegovina general election and the National Assembly of Republika Srpska. Thiessen polygons are generated separately using the respective polygons for NAME1 with the boundaries for the Brčko District added on to both.
- Smallest physical unit: Polling Station

11.2 Data Source(s)

- Središnje izborno povjerenstvo Bosne i Hercegovine

11.3 Elections Summary

Elections Summary

Year	Election Type	Data Units	Spatial Units	% Geocoded
2022	Legislative (unicameral)	5557	2081	99.7%
2018	Legislative (unicameral)	6552	1695	99.9%

11.4 Sample Electoral Units

Sample Electoral Units

Year	Type	NAME1	NAME2	NAME2_b	NAME3	NAME3_b
2022	Legislative (unicameral)	Federation of Bosnia and Herzegovina	Izborna Jedinica 1	1	Cazin	2
2022	Legislative (unicameral)	Federation of Bosnia and Herzegovina	Izborna Jedinica 9	9	Grad Mostar	199
2022	Legislative (unicameral)	Republika Srpska	Izborna Jedinica 6	6	Brčko Distrikt Bih (Opcija Rs)	28
2022	Legislative (unicameral)	Republika Srpska	Izborna Jedinica 3	3	Banja Luka	34
2022	Legislative (unicameral)	Federation of Bosnia and Herzegovina	Izborna Jedinica 9	9	Prozor - Rama	125
2018	Legislative (unicameral)	Republika Srpska	Izborna Jedinica 1	1	Cazin	2
2018	Legislative (unicameral)	Federation of Bosnia and Herzegovina	Izborna Jedinica 4	4	Teočak	55
2018	Legislative (unicameral)	Federation of Bosnia and Herzegovina	Izborna Jedinica 9	9	Konjic	127
2018	Legislative (unicameral)	Republika Srpska	Izborna Jedinica 6	6	Visoko	116
2018	Legislative (unicameral)	Federation of Bosnia and Herzegovina	Izborna Jedinica 1	1	Ključ	59

Sample Electoral Units (continued 2/2)

	NAME4	NAME5	NAME5_b	NAME5_c	Lat.	Lon.
	Stijena 4	002A068	139	Oš Stijena	44.936	16.022
	Kosača3	153A038	3233	H.d.h.s. Kosača, Trg Hrvatskih Velikana Bb	43.342	17.803
	Broduša - Dio 1	200C016R	644	Prostorije Mz	44.841	18.742
	Starčevica 17	034B208	1169	Oš "Branko Radičević", Uč.15	44.758	17.207
	Šćipe	125A014	2235	Osnovna Škola - Šćipe	43.795	17.597
	Majetići Osnovna Škola A	002A021A	90	Majetići Osnovna Škola	44.930	15.951
	Bilalići	055A005	1084	Mz Bilalići	44.599	18.968
	Zukići	127A036	2292	Kuća - Munib Nikšić	43.651	17.961
	Stari Grad - Novo Brdo	116A032	2102	Oš Kulin Ban	43.857	18.488
	Humići	059A005	1106	Oš Humići	44.563	16.792

11.5 Aggregate Election Results

2022 Legislative (unicameral)

Party	Party_b	Votes
Party of Democratic Action	SDA - STRANKA DEMOKRATSKE AKCIJE	229,103

Continued on next page

2022 Legislative (unicameral)

Party	Party_b	Votes
Alliance of Independent Social Democrats	SAVEZ NEZAVISNIH SOCIJALDEMOKRATA - SNSD - MILORAD DODIK	220,123
Social Democratic Party	SDP - SOCIJALDEMOKRATSKA PARTIJA BOSNE I HERCEGOVINE	126,734
Croatian Democratic Union and allies	HDZ BIH,HSSSR,HSS,HSP BIH,HKDU,HSPAS,HDU,HSPHB,HRAST,HNL	125,351
Democratic Front-Civic Alliance	ŽELJKO KOMŠIĆ - ZA GRAĐANSKU DRŽAVU - DF/GS	102,381
Serb Democratic Party	SDS-SRPSKA DEMOKRATSKA STRANKA	93,629
NiP-SPU	POVJERENJE! (NAROD I PRAVDA, SPU BIH)	65,588
Party of Democratic Progress	PDP - PARTIJA DEMOKRATSKOG PROGRESA	65,244
Our Party	NAŠA STRANKA	49,157
People's European Union	NES-ZA EVROPSKU BIH	41,022
Socialist Party	SOCIJALISTIČKA PARTIJA PETAR ĐOKIĆ-NDP-SNP	36,847
Party for Bosnia and Herzegovina	STRANKA ZA BOSNU I HERCEGOVINU-SBIH	35,539
Democratic Union	DEMOKRATSKI SAVEZ-DEMOS	34,413
United Srpska	UJEDINJENA SRPSKA	32,261
For Justice and Order	ZA PRAVDU I RED - LISTA NEBOJŠE VUKANOVIĆA	31,124
Democratic People's Alliance	DNS-DEMOKRATSKI NARODNI SAVEZ	28,014
Union for a Better Future	SAVEZ ZA BOLJU BUDUĆNOST BIH	27,078
State Movement	POKRET ZA DRŽAVU	25,857
Croatian Democratic Union 1990	HRVATSKA DEMOKRATSKA ZAJEDNICA 1990-HDZ 1990	25,831
People's Party of Srpska	NARODNA PARTIJA SRPSKE-DARKO BANJAC-PUS-PRVA SDS	20,436
Socialist Party of Srpska	SPS - SOCIJALISTIČKA PARTIJA SRPSKE - GORAN SELAK	19,655

Continued on next page

2022 Legislative (unicameral)

Party	Party_b	Votes
Movement of Democratic Action	POKRET DEMOKRATSKE AKCIJE-PDA	18,108
Bosnian-Herzegovinian Initative	BOSANSKOHERCEGOVAČKA INICIJATIVA - KASUMOVIĆ FUAD	17,897
PzP-NB-Zzd	KOALICIJA DRŽAVA-MIRSAD HADŽIKADIĆ-PZP,NB,ZELENI ZA DRŽAVU	13,471
Bosnian Party	BOSS - BOSANSKA STRANKA-MIRNES AJANOVIĆ	13,294
Croatian Republican Party	HRVATSKA REPUBLIKANSKA STRANKA	12,897
Social Democrats	SDBIH SOCIJALDEMOKRATE BOSNE I HERCEGOVINE ZELENI POKRET	11,446
For New Generations	ZA NOVE GENERACIJE	5,186
Croatian National Shift	HNP-HRVATSKI NACIONALNI POMAK	4,522
Movement for a Modern and Active Krajina	POMAK-POKRET ZA MODERNU I AKTIVNU KRAJINU	4,260
Labour Party	LABURISTIČKA STRANKA BOSNE I HERCEGOVINE LABURISTI BIH	3,732
Potkozara People's Movement	PNP - POTKOZARSKI NARODNI POKRET	2,814
For the State of BiH	ZA DRŽAVU BIH	2,597
Bosnian-Herzegovinian Patriotic Party	BPS-SEFER HALILOVIĆ	2,169
Liberal Party	LIBERALNA STRANKA - LS BIH	885
Party of Life	STRANKA ŽIVOT	853
People's Party Work for Prosperity	NARODNA STRANKA "RADOM ZA BOLJITAK"	831
Our Story Republika Srpska	NAŠA PRIČA REPUBLIKA SRPSKA	777
Croatian Democratic Union	HDZ BIH,HSS,HSP BIH,HKDU,HSPAS ,HDU,HSP HB,HRAST,HNP	744
Democratic Centre of Republika Srpska	DEMOKRATSKI CENTAR REPUBLIKE SRPSKE - DCRS	742
Coalition for Human (DNZ BiH-DNS)	KOALICIJA ZA ČOVJEKA (DNZBIH - DNS)	724

Continued on next page

2022 Legislative (unicameral)

Party	Party_b	Votes
Bosnian-Herzegovinian Greens	BOSANSKOHERCEGOVAČKI BH ZELENI	583
Alliance for Democratic Serbia	SAVEZ ZA DEMOKRATSKU SRPSKU	430
United Pensioner Party	PARTIJA UJEDINJENIH PENZIONERA (PUP)	385
Peasant Party	SELJAČKA STRANKA	306
Advanced Srpska Party	SRPSKA NAPREDNA STRANKA FBIH	296
Union for New Politics	SAVEZ ZA NOVU POLITIKU	267
Free Party of Srpska	SLOBODNA STRANKA SRPSKE	172
Work Party	RADNIČKA PARTIJA	169
Ecological Party of Republika Srpska	EKOLOŠKA PARTIJA REPUBLIKE SRPSKE	162
Native Social Democrats	ZAVIČAJNI SOCIJALDEMOKRATI - MILE MARČETA	151
Patriotic Party	OTADŽBINSKA STRANKA	96
The New Age	NOVO DOBA	96
Republican Party of Srpska	REPUBLIČKA STRANKA SRPSKE-RSS	88
Party of Democratic Activity	A-SDA - STRANKA DEMOKRATSKE AKTIVNOSTI	65

2018 Legislative (unicameral)

Party	Party_b	Votes
Party of Democratic Action	SDA - STRANKA DEMOKRATSKE AKCIJE	493,180
Social Democratic Party	SDP - SOCIJALDEMOKRATSKA PARTIJA BOSNE I HERCEGOVINE	286,108
Croatian Democratic Union and allies	HDZ BIH,HSS,HKDU BIH,HSP-HNS,HSP DR AS BIH,HDU BIH,HSS SR	261,962

Continued on next page

2018 Legislative (unicameral)

Party	Party_b	Votes
Democratic Front-Civil Alliance	DF-GS,ŽELJKO KOMŠIĆ:BIH POBJEĐUJE!	183,054
Union for a Better Future	SBB-FAHRUDIN RADONČIĆ	139,212
Our Party	NAŠA STRANKA	99,906
Movement of Democratic Action	POKRET DEMOKRATSKE AKCIJE PDA	74,684
Independent Bloc	NEZAVISNI BLOK	68,618
Party of Democratic Activity	A-SDA ZA EVROPSKU BOSNU I HERCEGOVINU - ZAJEDNO	53,482
HDZ 1990-HSP	HRVATSKO ZAJEDNIŠTVO HDZ 1990-HSP BIH-HNL	48,268
People and Justice	NAROD I PRAVDA	45,898
Party for Bosnia and Herzegovina	STRANKA ZA BOSNU I HERCEGOVINU	45,212
Independent Bosnian-Herzegovinian List	NEZAVISNA BOSANSKOHERCEGOVAČKA LISTA	29,752
Bosnian-Herzegovinian Patriotic Party	BPS-SEFER HALILOVIĆ	27,422
Pensioners' Party	STRANKA PENZIONERA/UMIROVLJENIKA BIH	16,062
Labour Party	LABURISTIČKA STRANKA BOSNE I HERCEGOVINE LABURISTI BIH	14,926
Bosnian Party	BOSS - BOSANSKA STRANKA-MIRNES AJANOVIĆ	13,992
Croatian Republican Party	HRVATSKA REPUBLIKANSKA STRANKA	13,138
Serb List	SRPSKA LISTA	9,010
LDS za Boljitaj	LDS ZA BOLJITAK	4,186
Democratic People's Union	DNZ BIH - KRAJIŠKA STRANKA	3,576
Croatian Party BiH	HRVATSKA STRANKA BOSNE I HERCEGOVINE	2,838
Serb Progressive Party	SRPSKA NAPREDNA STRANKA	1,568
Communist Party	KOMUNISTIČKA PARTIJA	1,146
Stari Grad Union	SAVEZ ZA STARI GRAD	928
Democratic Party	DEMOKRATSKA STRANKA BOSNE I HERCEGOVINE	718
First Party	PRVA STRANKA	512

Continued on next page

2018 Legislative (unicameral)

Party	Party_b	Votes
Union for New Politics	SAVEZ ZA NOVU POLITIKU	278

11.6 Electoral Geography

0

Electoral Units in 2022 | Geometry Type: Thiessen | Spatial Units: 2,061 (Years also geocoded at this level: 2018)

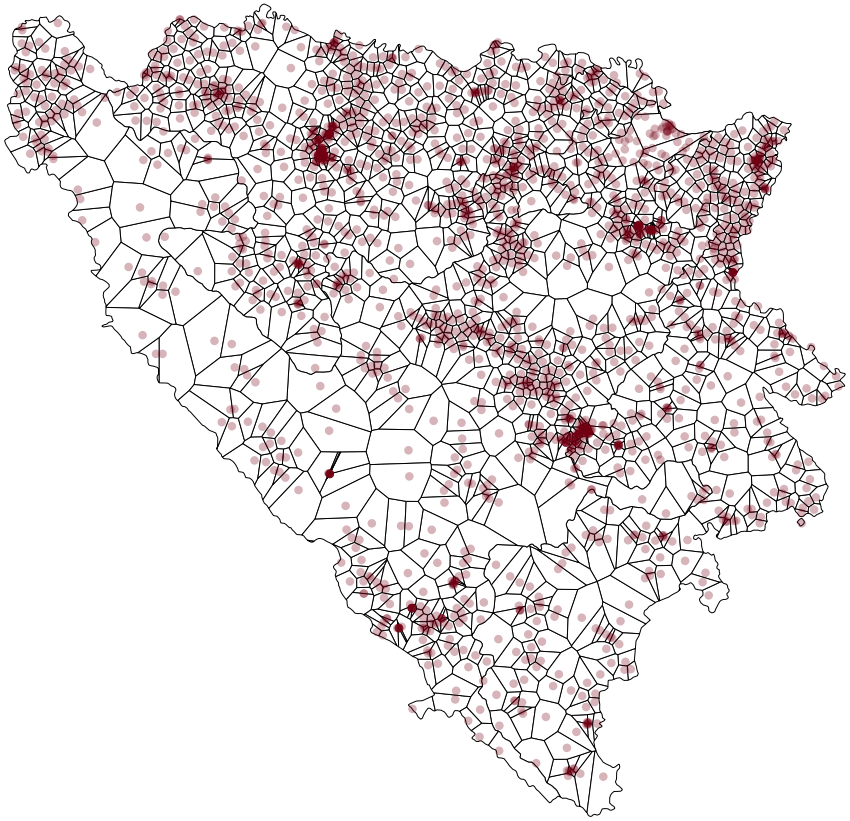

12 Botswana

12.1 Notes

- 2014 party vote totals differ from Wikipedia aggregates by a notable margin.
- Smallest physical unit: Parliamentary Constituency

12.2 Data Source(s)

- Independent Electoral Commission

12.3 Elections Summary

Elections Summary

Year	Election Type	Data Units	Spatial Units	% Geocoded
2019	Legislative (unicameral)	57	57	100.0%
2014	Legislative (unicameral)	57	57	100.0%

12.4 Sample Electoral Units

Sample Electoral Units

Year	Type	NAME1	NAME2	Lat.	Lon.
2019	Legislative (unicameral)	South-East	Ramotswa	-24.946	25.752
2019	Legislative (unicameral)	South-East	Gaborone Central	-24.645	25.938
2019	Legislative (unicameral)	Central	Selebe Phikwe East	-21.946	27.887
2019	Legislative (unicameral)	Kgalagadi	Kgalagadi North	-23.999	21.683
2019	Legislative (unicameral)	Southern	Kanye North	-25.002	25.487
2014	Legislative (unicameral)	Kgalagadi	Kgalagadi South	-25.495	21.810
2014	Legislative (unicameral)	Central	Boteti East	-21.442	25.508
2014	Legislative (unicameral)	Kweneng	Mogoditshane	-24.611	25.864
2014	Legislative (unicameral)	Central	Mahalapye West	-23.001	26.818
2014	Legislative (unicameral)	North-West	Ngami	-20.154	22.046

12.5 Aggregate Election Results

2019 Legislative (unicameral)

Party	Votes
Botswana Democratic Party	406,561
Umbrella for Democratic Change	277,071
Alliance for Progressives	39,561
Botswana Patriotic Front	34,068
Independent	12,694
Botswana Movement for Democracy	2,058
Real Alternative Party	145

2014 Legislative (unicameral)

Party	Votes
Botswana Democratic Party	304,310
Umbrella for Democratic Change	203,142
Botswana Congress Party	148,535
Independent	32,095

12.6 Electoral Geography

0

Electoral Units in 2019 | Geometry Type: Actual | Spatial Units: 57 (Years also geocoded at this level: 2014)

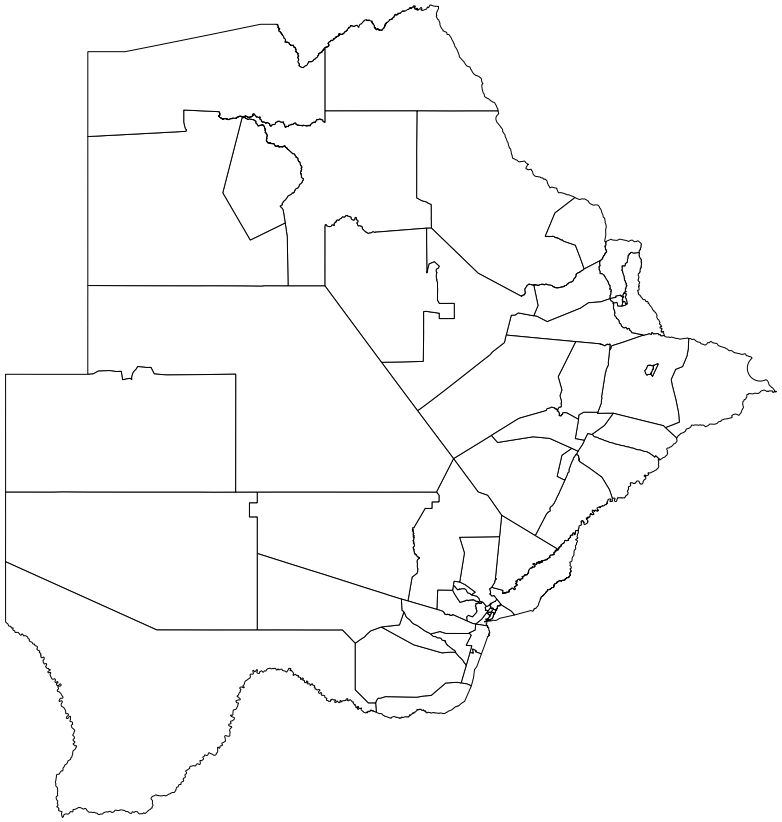

13 Brazil

13.1 Notes

- Municipality names are in Latin-ASCII format. To merge with accented data in R, apply: stringi::stri_trans_general(., id = "Latin-ASCII").
- Smallest physical unit: Polling Station

13.2 Data Source(s)

- Tribunal Superior Eleitoral

13.3 Elections Summary

Elections Summary

Year	Election Type	Data Units	Spatial Units	% Geocoded
2022	Legislative (lower house)	92465	86244	98.8%
2022	Presidential	92626	86244	98.8%
2018	Legislative (lower house)	93580	87320	98.9%
2018	Presidential	93944	87506	98.9%
2014	Legislative (lower house)	94065	81135	99.0%
2014	Presidential	94412	81150	98.9%

13.4 Sample Electoral Units

Sample Electoral Units

Year	Type	NAME1	NAME1_b	NAME2	NAME2_b	NAME3
2022	Legislative (LH)	São Paulo	SP	Sao Paulo	71072	327
2022	Legislative (LH)	Rio Grande do Sul	RS	Barra Do Guarita	86363	101
2022	Legislative (LH)	São Paulo	SP	Sao Vicente	71218	340
2022	Legislative (LH)	Minas Gerais	MG	Patos De Minas	49590	330
2022	Legislative (LH)	Minas Gerais	MG	Buenopolis	41831	54
2022	Presidential	Minas Gerais	MG	Rio Pardo De Minas	51110	237
2022	Presidential	Bahia	BA	Iguai	35718	146
2022	Presidential	Minas Gerais	MG	Esmeraldas	44814	108
2022	Presidential	Bahia	BA	Agua Fria	33073	74
2022	Presidential	Maranhão	MA	Olho D'agua Das Cunhas	8478	87
2018	Legislative (LH)	Paraíba	PB	Sao Joao Do Cariri	21814	22
2018	Legislative (LH)	Minas Gerais	MG	Capetinga	42471	127
2018	Legislative (LH)	Rio Grande do Sul	RS	Encruzilhada Do Sul	86355	19
2018	Legislative (LH)	Bahia	BA	Vitoria Da Conquista	39659	40
2018	Legislative (LH)	Paraná	PR	Lapa	76570	10
2018	Presidential	Minas Gerais	MG	Sao Joao Do Paraiso	52531	237
2018	Presidential	Paraná	PR	Ponta Grossa	77771	15
2018	Presidential	São Paulo	SP	Sao Paulo	71072	371
2018	Presidential	Ceará	CE	Fortaleza	13897	1
2018	Presidential	Minas Gerais	MG	Dom Silverio	44539	12

Continued on next page

Sample Electoral Units

Year	Type	NAME1	NAME1_b	NAME2	NAME2_b	NAME3
2014	Legislative (LH)	Ceará	CE	Ubajara	15733	56
2014	Legislative (LH)	Paraná	PR	Cambe	74713	181
2014	Legislative (LH)	Minas Gerais	MG	Alagoa	40258	306
2014	Legislative (LH)	São Paulo	SP	Rancharia	69450	106
2014	Legislative (LH)	Ceará	CE	Caninde	13552	33
2014	Presidential	São Paulo	SP	Sao Paulo	71072	375
2014	Presidential	Ceará	CE	Parambu	15075	90
2014	Presidential	Maranhão	MA	Pedro Do Rosario	8060	106
2014	Presidential	Rio Grande do Sul	RS	Barros Cassal	85391	54
2014	Presidential	Distrito Federal	DF	Brasilia	97012	9

Sample Electoral Units (continued 2/2)

	NAME4	NAME4_b	Lat.	Lon.
	1210	Ee. Pasquale Peccicacco, Rua Nazário Pagano, 225	-23.492	-46.698
	1074	Esc. Est. Joao Leopoldo Vogt, Av. Ten. Portela, 286	-27.192	-53.709

Continued on next page

Sample Electoral Units (continued 2/2)

	NAME4	NAME4_b	Lat.	Lon.
	2020	Emei Jose Borges Fernandes, R Sen Salgado Filho, S/N	-23.943	-46.397
	1090	Capela De Sao Miguel, Sao Miguel	-23.491	-46.446
	1058	Escola Estadual Nossa Senhora Do Carmo, Rua Cel. Alvim Menezes, 208	-17.873	-44.176
	1708	Escola Muncipal De Frade, Fazenda Frade	-15.482	-42.674
	1147	Colégio Municipal Duque De Caxias - (Iguaibi), Rua Presidente Medice, S/N - Zona Rural	-14.637	-40.038
	1422	Esc. Mun. Hugo Laborne Tavares - Recanto Da Mata, R Das Orquídeas, 454	-19.794	-44.133

Continued on next page

Sample Electoral Units (continued 2/2)

	NAME4	NAME4_b	Lat.	Lon.
	1317	Escola Municipal Anexo Balbino Leão De Almeida, Povoado Topo - Zona Rural	-11.783	-38.771
	1201	Escola Municipal Dr. Magno Bacelar, Povoado Telemacos	-4.048	-45.096
	1015	Escola Municipal De Ensino Fund. De 1 Graus Nossa Senhora Dos Milagres, Rua 15 De Novembro Sn Centro	-7.390	-36.531
	1015	Escola Estadual Dr. Jose Teodoro De Souza, Rua Dona Alzira De Carvalho, 100	-20.621	-47.054
	1325	Creche Branca De Neve - Vila Jacinto - Campos Verdes, Rua Edu Baroni, 471	-30.533	-52.524

Continued on next page

Sample Electoral Units (continued 2/2)

	NAME4	NAME4_b	Lat.	Lon.
	3549	Escola Municipal Lirios Dos Vales, Povoado Boqueirao - Zona Rural	-14.632	-40.770
	1201	Escola Rural Municipal Getulio Vargas, Palmital De Baixo, Zona Rural	-25.769	-50.129
	1082	Escola E. Barrinha, Povoado De Barrinha	-15.150	-41.827
	1104	Senai Ponta Grossa - Servico Nacional De Aprendizagem Industrial, Rua Dr. Joaquim De Paula Xavier 1050	-25.109	-50.167
	2232	Ee. Leonel Brizola, Rua Maria Pape, 31	-23.762	-46.673
	2062	Escola Estadual Padre Jose Nilson, Rua Coronel Manuel Jesuino 225	-3.728	-38.485

Continued on next page

Sample Electoral Units (continued 2/2)

	NAME4	NAME4_b	Lat.	Lon.
	1015	Escola Estadual Presidente Tancredo Neves, Praca Sao Vicente De Paulo, 114	-20.164	-42.968
	1236	Casa Da Cidadania, Rua Esmerino Magalhaes 181	-3.849	-40.925
	1112	Escola Municipal Roberto Conceicao, Rua Guaira, 91 (Zona Urbana)	-23.307	-51.230
	1015	Escola Estadual Cel Porfirio Mendes Pinto, Rua Gumercindo Ferreira Pinto, S/N	-22.170	-44.643
	1066	Ee. Jose Giorgi, Rua Principe Pedro, 71	-22.227	-50.883
	1252	Eefm Frei Policarpo, Rua Joao Bastos 2027	-4.359	-39.308

Continued on next page

Sample Electoral Units (continued 2/2)

	NAME4	NAME4_b	Lat.	Lon.
	1970	E.e. Vila Bela, Travessa Terra Tombada, S/N	-23.612	-46.447
	1791	Escola Luiz Noronha De Franca, Rosario	-6.038	-40.600
	1384	Escola Municipal Do Povoado Xixanda, Zona Rural	-2.903	-45.247
	1147	Salao Paroquial - Sitio Alegre, Sitio Alegre	-29.149	-52.604
	1171	Escola Classe 7, Qe 38 Conj. 'D' Ae 12	-15.848	-47.970

13.5 Aggregate Election Results

2022 Presidential

Party	Party_b	Party_c	Votes
SILVA, Luiz	Workers' Party	Partido dos Trabalhadores	117,444,314
BOLSONARO, Jair	Liberal Party	Partido Liberal	109,116,711
TEBET, Simone	Brazilian Democratic Movement	Movimento Democrático Brasileiro	4,906,713
GOMES, Ciro	Democratic Labour Party	Partido Democrático Trabalhista	3,589,680
THRONICKE, Soraya	Brazil Union	União Brasil	600,793
D'AVILA, Felipe	New Party	Partido Novo	556,256
SOUZA, Kelmon	Brazilian Labour Party	Partido Trabalhista Brasileiro	80,868
ROQUE, Leonardo	Popular Unity	Unidade Popular	53,238
MANZANO, Sofia	Brazilian Communist Party	Partido Comunista Brasileiro	45,041
SALGADO, Vera	United Socialist Workers' Party	Partido Socialista dos Trabalhadores Unificado	25,197
EYMAEL, José	Christian Democracy	Democracia Cristã	16,357

2022 Legislative (lower house)

Party	Party_b	Party_c	Votes
Liberal Party	Partido Liberal	—	18,268,365
Workers' Party	Partido dos Trabalhadores	—	13,255,656
Brazil Union	União Brasil	—	10,287,610
Progressives	Progressistas	—	8,723,774
Social Democratic Party	Partido Social Democrático	—	8,339,854
Brazilian Democratic Movement	Movimento Democrático Brasileiro	—	8,004,224
Republicans	Republicanos	—	7,626,773
Brazilian Socialist Party	Partido Socialista Brasileiro	—	4,209,931
Socialism and Liberty Party	Partido Socialismo e Liberdade	—	3,867,396
Democratic Labour Party	Partido Democrático Trabalhista	—	3,856,458
Podemos	Podemos	—	3,622,547
Brazilian Social Democracy Party	Partido da Social Democracia Brasileira	—	3,391,202
Avante	Avante	—	2,210,739
Social Christian Party	Partido Social Cristão	—	1,957,546

Continued on next page

2022 Legislative (lower house)

Party	Party_b	Party_c	Votes
Solidarity	Solidariedade	—	1,734,488
Citizenship	Cidadania	—	1,618,740
Patriot	Patriota	—	1,552,910
Brazilian Labour Party	Partido Trabalhista Brasileiro	—	1,438,919
New Party	Partido Novo	—	1,363,010
Communist Party of Brazil	Partido Comunista do Brasil	—	1,156,254
Republican Party of the Social Order	Partido Republicano da Ordem Social	—	1,075,534
Green Party	Partido Verde	—	962,575
Sustainability Network	Rede Sustentabilidade	—	786,202
Brazilian Labour Renewal Party	Partido Renovador Trabalhista Brasileiro	—	296,756
Party of National Mobilization	Partido da Mobilização Nacional	—	258,162
Act	Agir	—	162,065
Christian Democracy	Democracia Cristã	—	139,905
Brazilian Woman's Party	Partido da Mulher Brasileira	—	86,858
Brazilian Communist Party	Partido Comunista Brasileiro	—	86,123
Popular Unity	Unidade Popular	—	56,042
United Socialist Workers' Party	Partido Socialista dos Trabalhadores Unificado	—	29,131
Workers' Cause Party	Partido da Causa Operária	—	10,361

2018 Presidential

Party	Party_b	Party_c	Votes
BOLSONARO, Jair	Social Liberal Party	Partido Social Liberal	106,829,476
HADDAD, Fernando	Workers' Party	Partido dos Trabalhadores	78,309,641
GOMES, Ciro	Democratic Labour Party	Partido Democrático Trabalhista	13,316,293
ALCKMIN, Geraldo	Brazilian Social Democracy Party	Partido da Social Democracia Brasileira	5,089,681
AMOÊDO, João	New Party	Partido Novo	2,666,107
DACIOLO, Cabo	Patriot	Patriota	1,347,151
MEIRELLES, Henrique	Brazilian Democratic Movement	Movimento Democrático Brasileiro	1,287,996

Continued on next page

2018 Presidential

Party	Party_b	Party_c	Votes
SILVA, Marina	Sustainability Network	Rede Sustentabilidade	1,064,616
DIAS, Alvaro	Podemos	Podemos	856,868
BOULOS, Guilherme	Socialism and Liberty Party	Partido Socialismo e Liberdade	615,848
SALGADO, Vera	United Socialist Workers' Party	Partido Socialista dos Trabalhadores Unificado	55,413
EYMAEL, José	Christian Social Democratic Party	Partido Social Democrata Cristão	41,531
GOULART, João	Free Fatherland Party	Partido Pátria Livre	30,023

2018 Legislative (lower house)

Party	Party_b	Party_c	Votes
Social Liberal Party	Partido Social Liberal	—	11,582,977
Workers' Party	Partido dos Trabalhadores	—	10,254,945
Brazilian Social Democracy Party	Partido da Social Democracia Brasileira	—	5,910,603
Social Democratic Party	Partido Social Democrático	—	5,836,414
Progressives	Progressistas	—	5,530,176
Brazilian Democratic Movement	Movimento Democrático Brasileiro	—	5,482,631
Brazilian Socialist Party	Partido Socialista Brasileiro	—	5,431,037
Party of the Republic	Partido da República	—	5,230,227
Brazilian Republican Party	Partido Republicano Brasileiro	—	4,995,904
Democratic Labour Party	Partido Democrático Trabalhista	—	4,630,535
Democrats	Democratas	—	4,586,641
Socialism and Liberty Party	Partido Socialismo e Liberdade	—	2,791,388
New Party	Partido Novo	—	2,748,170
Podemos	Podemos	—	2,259,666
Republican Party of the Social Order	Partido Republicano da Ordem Social	—	2,066,179
Brazilian Labour Party	Partido Trabalhista Brasileiro	—	2,041,032
Solidarity	Solidariedade	—	1,965,183
Avante	Avante	—	1,874,640
Social Christian Party	Partido Social Cristão	—	1,766,475

Continued on next page

2018 Legislative (lower house)

Party	Party_b	Party_c	Votes
Green Party	Partido Verde	—	1,598,685
Popular Socialist Party	Partido Popular Socialista	—	1,594,084
Patriot	Patriota	—	1,458,241
Humanist Party of Solidarity	Partido Humanista da Solidariedade	—	1,445,286
Communist Party of Brazil	Partido Comunista do Brasil	—	1,431,363
Progressive Republican Party	Partido Republicano Progressista	—	893,331
Sustainability Network	Rede Sustentabilidade	—	818,488
Brazilian Labour Renewal Party	Partido Renovador Trabalhista Brasileiro	—	704,771
Party of National Mobilization	Partido da Mobilização Nacional	—	639,406
Christian Labor Party	Partido Trabalhista Cristão	—	632,499
Christian Democracy	Democracia Cristã	—	410,630
Free Fatherland Party	Partido Pátria Livre	—	393,769
Brazilian Woman's Party	Partido da Mulher Brasileira	—	232,272
Brazilian Communist Party	Partido Comunista Brasileiro	—	64,734
United Socialist Workers' Party	Partido Socialista dos Trabalhadores Unificado	—	42,868
Workers' Cause Party	Partido da Causa Operária	—	8,487

2014 Presidential

Party	Party_b	Party_c	Votes
ROUSSEFF, Dilma	Workers' Party	Partido dos Trabalhadores	97,713,374
NEVES, Aécio	Brazilian Social Democracy Party	Partido da Social Democracia Brasileira	85,768,532
SILVA, Marina	Brazilian Socialist Party	Partido Socialista Brasileiro	22,142,092
GENRO, Luciana	Socialism and Liberty Party	Partido Socialismo e Liberdade	1,608,712
PEREIRA, Everaldo	Social Christian Party	Partido Social Cristão	779,607
JORGE, Eduardo	Green Party	Partido Verde	628,032
FIDELIX, Levy	Brazilian Labour Renewal Party	Partido Renovador Trabalhista Brasileiro	446,442
Maria, Zé	United Socialist Workers' Party	Partido Socialista dos Trabalhadores Unificado	90,561

Continued on next page

2014 Presidential

Party	Party_b	Party_c	Votes
EYMAEL, José	Christian Social Democratic Party	Partido Social Democrata Cristão	60,969
IASI, Mauro	Brazilian Communist Party	Partido Comunista Brasileiro	47,584
PIMENTA, Rui	Workers' Cause Party	Partido da Causa Operária	12,251

2014 Legislative (lower house)

Party	Party_b	Party_c	Votes
Workers' Party	Partido dos Trabalhadores	—	11,810,549
Brazilian Democratic Movement	Movimento Democrático Brasileiro	—	10,075,124
Brazilian Social Democracy Party	Partido da Social Democracia Brasileira	—	9,174,083
Progressives	Progressistas	—	6,167,786
Brazilian Socialist Party	Partido Socialista Brasileiro	—	5,677,116
Social Democratic Party	Partido Social Democrático	—	5,640,504
Republican Party	Partido Republicano	—	5,473,759
Brazilian Republican Party	Partido Republicano Brasileiro	—	4,362,982
Democrats	Democratas	—	3,882,113
Brazilian Labour Party	Partido Trabalhista Brasileiro	—	3,748,166
Democratic Labour Party	Partido Democrático Trabalhista	—	3,274,121
Solidarity	Solidariedade	—	2,647,819
Social Christian Party	Partido Social Cristão	—	2,439,910
Popular Socialist Party	Partido Popular Socialista	—	1,881,401
Republican Party of the Social Order	Partido Republicano da Ordem Social	—	1,880,442
Green Party	Partido Verde	—	1,839,955
Communist Party of Brazil	Partido Comunista do Brasil	—	1,802,220
Socialism and Liberty Party	Partido Socialismo e Liberdade	—	1,511,904
Humanist Party of Solidarity	Partido Humanista da Solidariedade	—	913,997
Labour Party of Brazil	Partido Trabalhista do Brasil	—	813,654
Social Liberal Party	Partido Social Liberal	—	785,638
National Labour Party	Partido Trabalhista Nacional	—	688,066
Party of Popular Representation	Partido de Representação Popular	—	668,333

Continued on next page

2014 Legislative (lower house)

Party	Party_b	Party_c	Votes
National Ecological Party	Partido Ecológico Nacional	—	656,220
Christian Social Democratic Party	Partido Social Democrata Cristão	—	502,117
Brazilian Labour Renewal Party	Partido Renovador Trabalhista Brasileiro	—	436,730
National Mobilization	Mobilização Nacional	—	434,363
Christian Labor Party	Partido Trabalhista Cristão	—	318,454
United Socialist Workers' Party	Partido Socialista dos Trabalhadores Unificado	—	152,265
Free Fatherland Party	Partido Pátria Livre	—	111,698
Brazilian Communist Party	Partido Comunista Brasileiro	—	39,687
Workers' Cause Party	Partido da Causa Operária	—	8,267

13.6 Electoral Geography

0

Electoral Units in 2022 | Geometry Type: Thiessen | Spatial Units: 172,360 (Years also geocoded at this level: 2014, 2018)

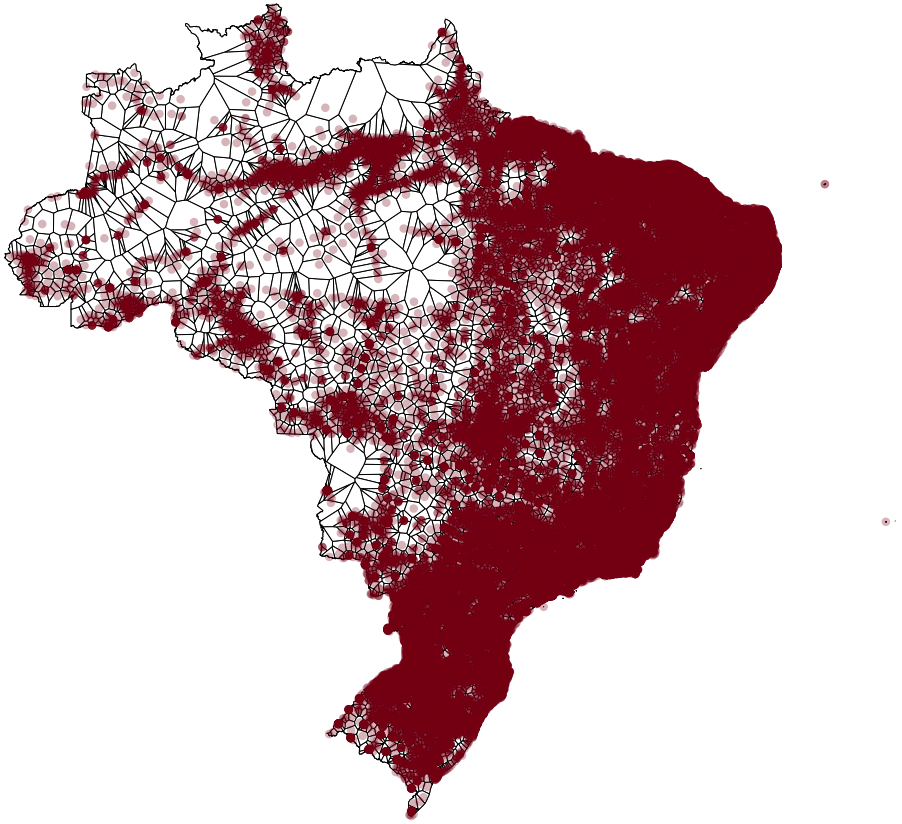

14 Bulgaria

14.1 Notes

- Party vote totals in 2014 differ from Wikipedia aggregates by a notable margin.
- Smallest physical unit: Polling Station

14.2 Data Source(s)

- Central Election Commission

14.3 Elections Summary

Elections Summary

Year	Election Type	Data Units	Spatial Units	% Geocoded
2024	Legislative (unicameral)	25762	6592	99.4%
2023	Legislative (unicameral)	12916	6637	99.5%
2022	Legislative (unicameral)	12932	5969	99.3%
2021	Legislative (unicameral)	12941	0	0.0%
2021	Presidential	13245	0	0.0%
2017	Legislative (unicameral)	12441	0	0.0%
2016	Presidential	12342	0	0.0%
2014	Legislative (unicameral)	12177	0	0.0%
2013	Legislative (unicameral)	11902	0	0.0%

14.4 Sample Electoral Units

Sample Electoral Units

Year	Type	NAME1	NAME1_b	NAME2	NAME2_b	NAME3
2024	Legislative (unicameral)	София 23 Мир	23	Гр. София	68134	234615068
2024	Legislative (unicameral)	Варна	3	Гр. Варна	10135	30602126
2024	Legislative (unicameral)	Габрово	7	Гр. Севлиево	65927	72900070
2024	Legislative (unicameral)	Пазарджик	13	Гр. Велинград	10450	130800029
2024	Legislative (unicameral)	Хасково	29	Гр. Димитровград	21052	290900008
2023	Legislative (unicameral)	Шумен	30	С. Менгишево	47785	301000013
2023	Legislative (unicameral)	София 23 Мир	23	Гр. София	68134	234617056
2023	Legislative (unicameral)	Стара Загора	27	С. Даскал-Атанасово	20153	272700019
2023	Legislative (unicameral)	Стара Загора	27	Гр. Стара Загора	68850	273100116
2023	Legislative (unicameral)	Варна	3	Гр. Варна	10135	30602105
2022	Legislative (unicameral)	Благоевград	1	Гр. Банско	2676	10100006
2022	Legislative (unicameral)	Смолян	22	С. Чепларе	80412	223100072
2022	Legislative (unicameral)	Пловдив Област	17	Гр. Асеновград	702	170100044
2022	Legislative (unicameral)	Кърджали	9	С. Паничково	55395	93500027
2022	Legislative (unicameral)	София 23 Мир	23	Гр. София	68134	234610069

Continued on next page

Sample Electoral Units

Year	Type	NAME1	NAME1_b	NAME2	NAME2_b	NAME3
2021	Legislative (unicameral)	Плевен	15	С. вълчитрън	12601	152700005
2021	Legislative (unicameral)	Плевен	15	Гр. кнежа	37376	153900009
2021	Legislative (unicameral)	Велико Търново	4	Гр. горна Оряховица	16359	40600084
2021	Legislative (unicameral)	София 24 Мир	24	Гр. софия	68134	244601013
2021	Legislative (unicameral)	Монтана	12	Гр. берковица	3928	120200043
2021	Presidential	Стара Загора	27	Гр. стара Загора	68850	273100058
2021	Presidential	Хасково	29	С. войводенец	11822	293000005
2021	Presidential	Велико Търново	4	Гр. велико Търново	10447	40400006
2021	Presidential	Бургас	2	Гр. бургас	7079	20400010
2021	Presidential	София Област	26	С. душанци	24164	265500012
2017	Legislative (unicameral)	Монтана	12	Гр. монтана	48489	122900081
2017	Legislative (unicameral)	Търговище	28	С. банковец	2628	280200004
2017	Legislative (unicameral)	София 25 Мир	25	Гр. нови Искър	357	254621010
2017	Legislative (unicameral)	Видин	5	С. дреновец	23672	53300007
2017	Legislative (unicameral)	Кърджали	9	С. първица	59063	91400046
2016	Presidential	Плевен	15	Гр. кнежа	37376	153900007
2016	Presidential	Русе	19	Гр. русе	63427	192700176
2016	Presidential	Стара Загора	27	Гр. казанлък	35167	271200020

Continued on next page

Sample Electoral Units

Year	Type	NAME1	NAME1_b	NAME2	NAME2_b	NAME3
2016	Presidential	Кюстендил	10	Гр. кюстендил	41112	102900053
2016	Presidential	Добрич	8	Гр. добрич	72624	82800085
2014	Legislative (unicameral)	Стара Загора	27	С. малка Верея	46417	273100177
2014	Legislative (unicameral)	София 25 Мир	25	Гр. София	68134	234617009
2014	Legislative (unicameral)	Кърджали	9	С. чилик	81362	91600081
2014	Legislative (unicameral)	Стара Загора	27	С. маджерито	46098	273100196
2014	Legislative (unicameral)	Благоевград	1	Гр. сандански	65334	14000012
2013	Legislative (unicameral)	Добрич	28	С. захари Стояново	30394	82900011
2013	Legislative (unicameral)	Перник	14	Гр. перник	55871	143200098
2013	Legislative (unicameral)	София-Област	26	С. искрец	32843	264300028
2013	Legislative (unicameral)	Благоевград	23	С. железница	29146	14400015
2013	Legislative (unicameral)	Хасково	29	Гр. хасково	77195	293400051

Sample Electoral Units (continued 2/2)

	NAME3_b	Lat.	Lon.
	Гр. София, Жк Младост 3 До Блок 318 - 81 Соу	42.641	23.377
	Гр. Варна Iii Оу Ангел Кънчев, Ул. Роза № 23	43.224	27.915
	Гр. севлиево, Подв ижна Избирателна Секция	43.027	25.103
	Гр. велинград, Сбр- Вита Еоод, Ул. Пушкин № 2	42.032	23.984
	Гр. димитровград, Ул. Вл. поптомов № 4 Дг № 1 Филиал Йорданка Чанкова	42.051	25.584
	Кметство Ул. Георги Димитров № 6	43.032	26.641
	5 Оу, Ул." Симеон Радев" № 31	42.664	23.271

Continued on next page

Sample Electoral Units (continued 2/2)

	NAME3_b	Lat.	Lon.
	Клуб На Пенсионера	42.339	25.900
	5-То Оу Митьо Станев, Ул. Стефан Стамболов № 19, Стая 41	42.422	25.618
	Студентско Общежитие, Ул. Дубровник № 18	43.222	27.925
	Гр. Банско, Начално Училище "Паисий Хилендарски", Пл. "Въздраждане" № 3	41.836	23.488
	С. Чеплетен, Читалище "Устрем"	41.462	24.754
	Гр. Асеновград, Кв. Единство, Оу Петко Каравелов, Ул. Асен Карастоянов № 16	42.015	24.878

Continued on next page

Sample Electoral Units (continued 2/2)

	NAME3_b	Lat.	Lon.
	С.Паничково,Училището	41.833	25.167
	Гр.София, 104 Оу "Захари Стоянов", Ул."Костенски Водопад"№ 60	42.665	23.298
	—	—	—
	—	—	—
	—	—	—
	—	—	—
	—	—	—
	—	—	—
	—	—	—
	—	—	—
	—	—	—
	—	—	—
	—	—	—
	—	—	—
	—	—	—
	—	—	—
	—	—	—
	—	—	—
	—	—	—
	—	—	—
	—	—	—
	—	—	—
	—	—	—
	—	—	—
	—	—	—
	—	—	—
	—	—	—
	—	—	—

Continued on next page

Sample Electoral Units (continued 2/2)

NAME3_b	Lat.	Lon.
—	—	—
—	—	—
—	—	—
—	—	—
—	—	—

14.5 Aggregate Election Results

2024 Legislative (unicameral)

Party	Party_b	Votes
GERB–SDS	ГЕРБ-СДС	1,151,438
We Continue the Change – Democratic Bulgaria	КОАЛИЦИЯ ПРОДЪЛЖАВАМЕ ПРОМЯНАТА – ДЕМОКРАТИЧНА БЪЛГАРИЯ	596,244
Revival	ВЪЗРАЖДАНЕ	582,523
Alliance for Rights and Freedoms	Движение за права и свободи – ДПС	321,873
There Is Such a People	ППИМА ТАКЪВ НАРОД	274,161
Movement for Rights and Freedoms – A New Beginning	ДПС-Ново начало	267,024
BSP – United Left	БСП – ОБЕДИНЕНА ЛЕВИЦА	181,772
Velichie	ПП ВЕЛИЧИЕ	174,101
Morality, Unity, Honour	ПП МЕЧ	163,834
Alliance for Rights and Freedoms	АЛИАНС ЗА ПРАВА И СВОБОДИ – АПС	149,636

Continued on next page

2024 Legislative (unicameral)

Party	Party_b	Votes
BSP for Bulgaria	БСП за БЪЛГАРИЯ	149,133
Blue Bulgaria	СИНЯ БЪЛГАРИЯ	57,326
Solidarty Bulgaria	СОЛИДАРНА БЪЛГАРИЯ	30,561
Center	ЦЕНТЪР	24,114
Bulgarian Rise	БЪЛГАРСКИ ВЪЗХОД	22,014
VMRO – Bulgarian National Movement	ПП ВМРО – БЪЛГАРСКО НАЦИОНАЛНО ДВИЖЕНИЕ	20,653
The Left!	ЛЕВИЦАТА!	14,786
People's Voice	ПП ГЛАС НАРОДЕН	13,186
Direct Democracy	ПРЯКА ДЕМОКРАЦИЯ	11,817
Party of the Greens	Партия на ЗЕЛЕНИТЕ	9,477
Green Movement	ЗЕЛЕНО ДВИЖЕНИЕ	8,480
Russophiles for Bulgaria	КП РУСОФИЛИ ЗА БЪЛГАРИЯ	8,310
Free Voters	КП СВОБОДНИ ИЗБИРАТЕЛИ (РБ, ССД и ЗС)	6,139
We Are Coming	НИЕ ИДВАМЕ	5,538
Unification	ЕДИНЕНИЕ	4,937
People's Party "Truth and Only the Truth"	ПП НАРОДНА ПАРТИЯ ИСТИНАТА И САМО ИСТИНАТА	4,615
We The Citizens	НИЕ ГРАЖДАНИТЕ /БЪЛГАРСКАТА ПРОЛЕТ, КОЙ, БРСП, НАЦИЯ/	4,296
Bulgarian National Union – New Democracy	БЪЛГАРСКИ НАЦИОНАЛЕН СЪЮЗ – НД	4,111
Attack	АТАКА	3,781
Bulgarian Voice	ПОЛИТИЧЕСКА ПАРТИЯ БЪЛГАРСКИ ГЛАСЪ	3,250
Citizens Bloc	КП ГРАЖДАНСКИ БЛОК (ГБ)	2,871
My Country Bulgaria	МОЯ СТРАНА БЪЛГАРИЯ	2,638
Neutral Bulgaria	КОАЛИЦИЯ НЕУТРАЛНА БЪЛГАРИЯ (РУСОФИЛИ И КОМУНИСТИ)	2,323

Continued on next page

2024 Legislative (unicameral)

Party	Party_b	Votes
Pravoto	П Р А В О Т О	2,268
Rose Coalition	К О А Л И Ц И Я Н А Р О З А Т А	2,112
Society for a New Bulgaria	П П О Б Щ Е С Т В О З А Н О В А Б Ъ Л Г А Р И Я	2,037
Competence, Responsibility and Truth	К О Й	1,909
Democrats for Responsibility, Solidarity and Tolerance	П П Д О С Т	1,844
For a Great Bulgaria	З А В Е Л И К А Б Ъ Л Г А Р И Я	1,742
Bulgars	Б у л г а р и	1,639
Bulgarian Union for Direct Democracy	Б С Д Д – Д И Р Е К Т Н А Д Е М О К Р А Ц И Я	1,594
Socialist Party "Bulgarian Way"	С о ц и а л и с т и ч е с к а п а р т и я Б ъ л г а р с к и п ъ т	1,446
Bulgaria of Labor and Reason	Б Т Р – Б Ъ Л Г А Р И Я Н А Т Р У Д А И Р А З У М А	1,376
Brigade	Б Р И Г А Д А	1,127
Bulgarian Union for Direct Democracy	Б С Д Д – Б Ъ Л Г А Р С К И С Ъ Ю З З А Д И Р Е К Т Н А Д Е М О К Р А Ц И Я	864
Bulgarian National Unification	Б Н О	845

2023 Legislative (unicameral)

Party	Party_b	Votes
GERB–SDS	Г Е Р Б - С Д С	655,230
We Continue the Change – Democratic Bulgaria	К О А Л И Ц И Я П Р О Д Ъ Л Ж А В А М Е П Р О М Я Н А Т А – Д Е М О К Р А Т И Ч Н А Б Ъ Л Г А Р И Я	573,830
Revival	В Ъ З Р А Ж Д А Н Е	328,958
Movement for Rights and Freedoms	Д в и ж е н и е з а п р а в а и с в о б о д и – Д П С	283,518

Continued on next page

2023 Legislative (unicameral)

Party	Party_b	Votes
BSP for Bulgaria	БСП ЗА БЪЛГАРИЯ	222,256
There Is Such a People	ПП ИМА ТАКЪВ НАРОД	94,832
Bulgarian Rise	ПП БЪЛГАРСКИ ВЪЗХОД	75,514
The Left!	ЛЕВИЦАТА!	54,886
Neutral Bulgaria	КОАЛИЦИЯ НЕУТРАЛНА БЪЛГАРИЯ (АТАКА, РУСОФИЛИ, КОМУНИСТИ)	10,003
Together	ЗАЕДНО	8,379
Conservative Union of the Right	КОД /Консервативно Обединение на Десницата/	7,380
People's Party "Truth and Only the Truth"	ПП НАРОДНА ПАРТИЯ ИСТИНАТА И САМО ИСТИНАТА	7,238
National Movement for Stability and Progress	НДСВ	6,409
Out of EU and NATO	ВЪН от ЕС и НАТО	6,102
People's Voice	ПП Глас Народен	5,194
Morality, Initiative and Patriotism	МИР	3,673
Bulgarian Social Democracy – EuroLeft	БЪЛГАРСКА СОЦИАЛДЕМОКРАЦИЯ – ЕВРОЛЕВИЦА	2,474
Bulgarian Union for Direct Democracy	БСДД – Български Съюз за ДИРЕКТНА ДЕМОКРАЦИЯ	2,342
Bulgarian National Unification	Българско Национално Обединение	2,180
Bulgarian National Union – New Democracy	БЪЛГАРСКИ НАЦИОНАЛЕН СЪЮЗ – НД	1,662
Socialist Party "Bulgarian Way"	Социалистическа партия Български път	682

2022 Legislative (unicameral)

Party	Party_b	Votes
GERB–SDS	ГЕРБ-СДС	619,228
We Continue the Change	Продължаваме Промяната	467,897
Movement for Rights and Freedoms	Движение за права и свободи – ДПС	289,992
Revival	ВЪЗРАЖДАНЕ	230,138
BSP for Bulgaria	БСП ЗА БЪЛГАРИЯ	229,304
Democratic Bulgaria	ДЕМОКРАТИЧНА БЪЛГАРИЯ – ОБЕДИНЕНИЕ (ДА България, ДСБ, Зелено движение)	169,621
Bulgarian Rise	БЪЛГАРСКИ ВЪЗХОД	112,467
There Is Such a People	ПП ИМА ТАКЪВ НАРОД	87,933
Stand Up.BG	ПП ИЗПРАВИ СЕ БЪЛГАРИЯ	24,243
VMRO – Bulgarian National Movement	ПП ВМРО – БЪЛГАРСКО НАЦИОНАЛНО ДВИЖЕНИЕ	19,517
Movement of Independent Candidates	ДВИЖЕНИЕ НА НЕПАРТИЙНИТЕ КАНДИДАТИ	9,756
A Just Bulgaria (OSD– PDS–KOY)	Коалиция Справедлива България	8,561
Attack	АТАКА	7,336
Russophiles for the Revival of the Fatherland	РУСОФИЛИ ЗА ВЪЗРАЖДАНЕ НА ОТЕЧЕСТВОТО	6,093
People's Voice	ПП ГЛАС НАРОДЕН	5,880
Bulgarian Union for Direct Democracy	БСДД – Български Съюз за ДИРЕКТНА ДЕМОКРАЦИЯ	5,391
Bulgarian Euro-Left	БЪЛГАРСКА СОЦИАЛДЕМОКРАЦИЯ – ЕВРОЛЕВИЦА	5,198
Coalition for You Bulgaria	ПП КОАЛИЦИЯ ЗА ТЕБ БЪЛГАРИЯ	4,850

Continued on next page

2022 Legislative (unicameral)

Party	Party_b	Votes
Conservative Union of the Right	КОД /Консервативно Обединение на Десницата/	4,804
Morality, Initiative and Patriotism	МИР	4,304
Direct Democracy	ПРЯКА ДЕМОКРАЦИЯ	3,796
Unity National Movement	ПП Национално движение Единство	3,783
National Front for the Salvation of Bulgaria	НФСБ	3,400
Bulgaria of Labor and Reason	БТР – БЪЛГАРИЯ НА ТРУДА И РАЗУМА	2,515
People's Party "Truth and Only the Truth"	НАРОДНА ПАРТИЯ ИСТИНАТА И САМО ИСТИНАТА	2,311
Bulgarian National Union – New Democracy	БЪЛГАРСКИ НАЦИОНАЛЕН СЪЮЗ – НД	1,714
Pravoto	ПРАВОТО	1,683
Bulgarian National Unification	БНО	1,537

2021 Presidential - Second Round

Party	Party_b	Votes
RADEV, Rumen	Independent	1,452,694
GERDZHIKOV, Anastas	Independent	693,175

2021 Presidential - First Round

Party	Party_b	Votes
RADEV, Rumen	Independent	1,238,811
GERDZHIKOV, Anastas	Independent	590,594
KARADAYI, Mustafa	Movement for Rights and Freedoms	222,598
KOSTADINOV, Kostadin	Revival	93,828
PANOV, Lozan	Independent	87,567
YORDANOVA, Luna	Independent	20,494
SIDEROV, Volen	Attack	14,262
VITKOV, Svetoslav	People's Voice	13,151
MIHOV, Milen	VMRO - Bulgarian National Movement	12,914
BLAGOEV, Goran	Republicans for Bulgaria	11,752
MILENOV, Rosen	Independent	11,722
MARESHKI, Veselin	Volya Movement	10,297
SIMEONOV, Valeri	Patriotic Front	8,302
MALINOV, Nikolay	Russophiles for the Revival of the Fatherland	7,766
KIRILOVA, Tsveta	Independent	7,252
TOMOV, Aleksandar	Bulgarian Social Democracy - EuroLeft	6,884
RASATE, Boyan	Bulgarian National Union - New Democracy	6,591
MALCHEVA, Marina	Independent	6,086
ZHELEV, Zhelyo	Society for a New Bulgaria	5,801
PETREVSKI, Blagoy	Bulgarian Union for Direct Democracy	5,253
DENEV, Yolo	Independent	5,187
KOLEVA, Maria	Pravoto	4,498
GEORGIEV-GOTI, Georgi	Bulgarian National Unification	2,879

2021 Legislative (unicameral)

Party	Party_b	Votes
GERB–SDS	Г Е Р Б-С Д С	1,645,964

Continued on next page

2021 Legislative (unicameral)

Party	Party_b	Votes
There Is Such a People	ПП ИМА ТАКЪВ НАРОД	1,025,394
BSP for Bulgaria	БСП за БЪЛГАРИЯ	938,096
Movement for Rights and Freedoms	Движение за права и свободи - ДПС	626,604
Democratic Bulgaria	ДЕМОКРАТИЧНА БЪЛГАРИЯ – ОБЕДИНЕНИЕ (ДА България, ДСБ, Зелено движение)	544,782
Stand Up! Mafia, Get Out!	ИЗПРАВИ СЕ! МУТРИ ВЪН!	287,398
VMRO - Bulgarian National Movement	ПП ВМРО – БЪЛГАРСКО НАЦИОНАЛНО ДВИЖЕНИЕ	227,522
Bulgarian National Unification	БНО	171,008
Patriotic Front	ПАТРИОТИЧНА КОАЛИЦИЯ – ВОЛЯ И НФСБ	150,038
Revival	ВЪЗРАЖДАНЕ	131,534
Republicans for Bulgaria	ПП РЕПУБЛИКАНЦИ ЗА БЪЛГАРИЯ	82,522
Movement of Independent Candidates	ДВИЖЕНИЕ НА НЕПАРТИЙНИТЕ КАНДИДАТИ	32,648
Attack	АТАКА	30,286
Alternative for Bulgarian Revival	ПП АБВ	28,436
Revival of the Fatherland	ВЪЗРАЖДАНЕ НА ОТЕЧЕСТВОТО	24,630
Conservative Union of the Right	КОНСЕРВАТИВНО ОБЕДИНЕНИЕ НА ДЕСНИЦАТА /ПП КОД/	18,122
People's Voice	ПП Глас Народен	15,626
Party of the Greens	Партия на ЗЕЛЕНИТЕ	10,200
We, the Citizens	НИЕ, ГРАЖДАНИТЕ (ПП КОАЛИЦИЯ ЗА ТЕБ БЪЛГАРИЯ, ПП БЪЛГАРСКА ДЕМОКРАТИЧНА ОБЩНОСТ)	9,012
Bulgarian Progressive Line	БЪЛГАРСКА ПРОГРЕСИВНА ЛИНИЯ	7,176

Continued on next page

2021 Legislative (unicameral)

Party	Party_b	Votes
Morality, Initiative and Patriotism	ПП МИР	6,922
Together Movement for Change	Движение ЗАЕДНО за промяна (Българска Социалдемократия – Евролевица, Европейска Сигурност и Интеграция, Родолюбие 2000)	6,494
Bulgarian Social Democratic Party - EuroLeft	Политическа партия ОБЩЕСТВО ЗА НОВА БЪЛГАРИЯ	6,450
Bulgarian Union for Direct Democracy	БЪЛГАРСКИ СЪЮЗ ЗА ДИРЕКТНА ДЕМОКРАЦИЯ (БСДД)	6,348
Society for a New Bulgaria	ПРЯКА ДЕМОКРАЦИЯ	6,346
Bulgarian National Union – New Democracy	Български национален съюз – НД	5,524
Citizens of Protest	Граждани от Протеста	4,360
The Right	ПП ПРАВОТО	4,162
Prosperity-Unification-Building	ПП Благоденствие-Обединение-Градивност	3,046
Nation	ПП НАЦИЯ	1,706

2017 Legislative (unicameral)

Party	Party_b	Votes
Citizens for European Development of Bulgaria	ПП ГЕРБ	1,119,678
BSP for Bulgaria	БСП за БЪЛГАРИЯ	941,155

Continued on next page

2017 Legislative (unicameral)

Party	Party_b	Votes
United Patriots	ОБЕДИНЕНИ ПАТРИОТИ – НФСБ, АТАКА и ВМРО	310,436
Movement for Rights and Freedoms	Движение за права и свободи – ДПС	302,586
Volya	ВОЛЯ	143,151
Reformist Bloc	РЕФОРМАТОРСКИ БЛОК – ГЛАС НАРОДЕН	104,218
Yes, Bulgaria!	КП ДВИЖЕНИЕ ДА БЪЛГАРИЯ (Зелените, ДЕОС)	89,764
New Republic	Нова Република – ДСБ, Съюз за Пловдив, Българска демократична общност	82,672
Association DOST	Обединение ДОСТ	81,049
Alternative for Bulgarian Revival - Movement 21	Коалиция АБВ – Движение 21	53,259
Revival	ПП Възраждане	35,605
Party of the Greens	партия на ЗЕЛЕНИТЕ	9,530
Bulgarian Spring	ПП Движение за радикална промяна Българската пролет	8,917
Forward Bulgarian Movement	Политическа партия Движение Напред България	6,280
Coalition of the Dissatisfied	КОАЛИЦИЯ НА НЕДОВОЛНИТЕ (БСД – Евролевица, Българска Социалдемократическа партия, Християн-Социален Съюз)	5,748
Movement for an Equal Public Model	ПП ДРОМ	4,833
Bulgarian National Unification	БЪЛГАРСКО НАЦИОНАЛНО ОБЕДИНЕНИЕ	3,726
Bulgarian Democratic Center	ПП БЪЛГАРСКИ ДЕМОКРАТИЧЕН ЦЕНТЪР - БДЦ	3,000

Continued on next page

2017 Legislative (unicameral)

Party	Party_b	Votes
WHO - BL - ZP	КОЙ – Българската левица и Зелена партия	2,755
National Republican Party	ПП НАЦИОНАЛНА РЕПУБЛИКАНСКА ПАРТИЯ	2,246

2016 Presidential - Second Round

Party	Party_b	Votes
RADEV, Rumen	Independent	2,008,585
TSACHEVA, Tsetska	Citizens for European Development of Bulgaria	1,211,129

2016 Presidential - First Round

Party	Party_b	Votes
RADEV, Rumen	Independent	955,616
TSACHEVA, Tsetska	Citizens for European Development of Bulgaria	813,083
KARAKACHANOV, Krasimir	United Patriots	560,831
MARESHKI, Veselin	Independent	420,951
ORESHARSKI, Plamen	Independent	238,072
TRAYKOV, Traycho	Reformist Bloc	210,174
KALFIN, Ivailo	Alternative for Bulgarian Revival	122,370
DONCHEVA, Tatyana	Movement 21 - NDSV	67,512
GANCHEV, George	Christian Social Union	27,187

Continued on next page

2016 Presidential - First Round

Party	Party_b	Votes
ENCHEV, Velizar	Movement for Radical Change Bulgarian Spring	17,591
MARINOV, Dimitar	Bulgarian National Unification	14,478
GALABINOV, Rumen	Independent	10,066
TOMOV, Aleksandar	Bulgarian Social Democracy - EuroLeft	9,138
PASKOV, Plamen	Independent	9,016
TONEV, Gospodin	Bulgarian Democratic Community	6,645
RAMADAN, Kemil	Balkanic Democratic League	5,789
POPOV, Kamen	Independent	5,068
DIMITROVA, Diana	Independent	4,222
BANEV, Nikolay	Independent	4,083
KOLEVA, Yordanka	Independent	4,070
MILANOV, Biser	Independent	3,137

2014 Legislative (unicameral)

Party	Party_b	Votes
Citizens for European Development of Bulgaria	П П Г Е Р Б	1,033,623
BSP - Left Bulgaria	Б С П л я в а Б ъ л г а р и я	450,717
Movement for Rights and Freedoms	Д П С – Д в и ж е н и е з а п р а в а и с в о б о д и	413,325
Reformist Bloc	Р Е Ф О Р М А Т О Р С К И Б Л О К – Б З Н С, Д Б Г, Д С Б, Н П С Д, С Д С	276,283
Patriotic Front	П А Т Р И О Т И Ч Е Н Ф Р О Н Т – Н Ф С Б И В М Р О	218,610
Bulgaria Without Censorship	К П Б Ъ Л Г А Р И Я Б Е З Ц Е Н З У Р А	175,879
Attack	А Т А К А	136,618

Continued on next page

2014 Legislative (unicameral)

Party	Party_b	Votes
Alternative for Bulgarian Revival	Коалиция АБВ – (Алтернатива за българско възраждане)	125,989
People's Voice	НОВА СИЛА	57,202
Movement 21	Движение 21	38,476
People's Voice	ПП Глас Народен	34,482
The Greens	ЗЕЛЕНИТЕ	34,464
National Movement for Stability and Progress	НДСВ	24,566
The Rights	КП ДЕСНИТЕ	22,300
Republic BG	РЕПУБЛИКА БГ	16,760
Community for New Bulgaria	ОБЩЕСТВО ЗА НОВА БЪЛГАРИЯ	14,062
New Bulgaria	ПП Нова България	11,949
New Alternative	НОВА АЛТЕРНАТИВА	10,437
United Bulgaria	ОБЕДИНЕНА БЪЛГАРИЯ	10,375
Bulgarian Social Democracy	БЪЛГАРСКА СОЦИАЛДЕМОКРАЦИЯ	9,130
Left and the Green Party	ЛЕВИЦАТА И ЗЕЛЕНА ПАРТИЯ	7,371
Party of the Greens	ПАРТИЯ НА ЗЕЛЕНИТЕ	6,916
Bulgarian National Union – New Democracy	БЪЛГАРСКИ НАЦИОНАЛЕН СЪЮЗ - НД	5,356
Social Democratic Party	СОЦИАЛДЕМОКРАТИЧЕСКА ПАРТИЯ	5,245
New Time	ПП НОВОТО ВРЕМЕ	3,719
Independent	Independent	1,185

2013 Legislative (unicameral)

Party	Party_b	Votes
Citizens for European Development of Bulgaria	ГЕРБ	1,058,515
Coalition for Bulgaria	Коалиция за България	937,634
Movement for Rights and Freedoms	Движение за Права и Свободи	346,113
Attack	Атака	255,463
National Front for the Salvation of Bulgaria	Национален Фронт за Спасение на България	129,594
Bulgaria for Citizens Movement	Движение България на Гражданите	112,197
Democrats for a Strong Bulgaria	Демократи за Силна България и Български Демократически Форум (ДСБ, БДФ)	100,350
IMRO – Bulgarian National Movement	ВМРО - Българско Национално Движение	65,730
Lider	Лидер	61,360
Order, Law and Justice	Ред, Законност и Справедливост	58,638
Center–Freedom and Dignity	Център - Свобода и Достойнство	48,805
Union of Democratic Forces	Съюз на Демократичните Сили	47,817
People's Voice	Глас Народен	46,478
The Greens	Зелените	24,778
New Alternative	Нова Алтернатива	17,838
Proud Bulgaria	Горда България	15,917
Democratic Civil Initiative	Демократична Гражданска Инициатива	15,064
Civil List–Modern Bulgaria	Гражданска Листа - Модерна България	14,091
Liberal Alliance	Либерален Алианс	8,800

Continued on next page

2013 Legislative (unicameral)

Party	Party_b	Votes
Bulgarian Agrarian National Union	Български Земеделски Народен Съюз	7,569
Party of Bulgarian Women	Партия на Българските Жени	6,355
Union of Communists in Bulgaria	Единна Народна Партия	6,007
United People's Party	Българската Левица	5,730
Bulgarian Left	Съюз на Комунистите в България	4,532
Bulgarian Spring	Българска Пролет	4,012
Christian Party of Bulgaria	Християндемократическа Партия на България	3,651
Middle European Class	Средна Европейска Класа	3,470
Democratic Alternative for National Unification	Демократична Алтернатива за Национално Обединение	3,366
National Democratic Party	Национал-Демократична Партия	3,356
National Patriotic Unity	Национално Патриотично Обединение	3,188
Democratic Party	Демократическа Партия	2,944
The Other Bulgaria	Другата България	2,296
Cause Bulgaria	Кауза България	2,207
unknown	—	1,729
Christian Social Union	Християн-Социален Съюз	1,651
National Unity Movement	Национално Движение Единство	1,650
Social Democrat Party	Социалдемократическа Партия	1,180

14.6 Electoral Geography

0

Electoral Units in 2024 | Geometry Type: Thiessen | Spatial Units: 6,595 (Years also geocoded at this level: 2022, 2023)

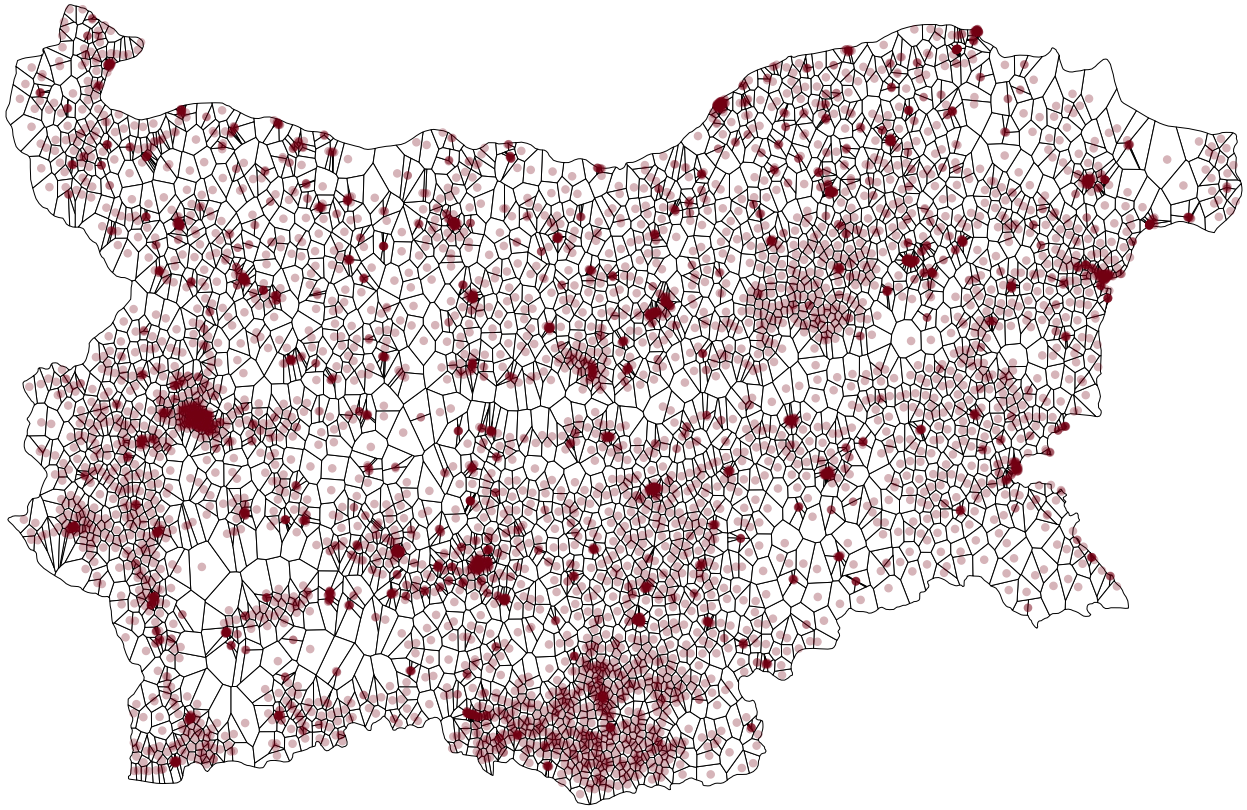

15 Cabo Verde

15.1 Notes

- Smallest physical unit: Polling Station

15.2 Data Source(s)

- Comissão Nacional de Eleições

15.3 Elections Summary

Elections Summary

Year	Election Type	Data Units	Spatial Units	% Geocoded
2021	Presidential	1294	743	96.6%

15.4 Sample Electoral Units

Sample Electoral Units

Year	Type	NAME1	NAME2	NAME3	NAME3_b	NAME3_c	Lat.	Lon.
2021	Presidential	Fogo	SF	SF-AI-02	Local Voto Mesa Geo.6555	Jardim Novo	14.899	-24.488

Continued on next page

Sample Electoral Units

Year	Type	NAME1	NAME2	NAME3	NAME3_b	NAME3_c	Lat.	Lon.
2021	Presidential	São Vicente	SV	SV-CA-02	Local Voto Mesa Geo.6685	Pedra Rolada - Escola De Pedra Rolada	16.881	-24.973
2021	Presidential	Brava	BR	BR-M-02	Local Voto Mesa Geo.7583	Escola Materna	14.859	-24.719
2021	Presidential	São Vicente	SV	SV-C-04	Local Voto Mesa Geo.6678	Bela Vista/Pedreira - Escola Simão Lopes (Perto Do Pmi)	16.880	-24.980
2021	Presidential	Santo Antão	TR	TR-A3-03	Local Voto Mesa Geo.7496	Casa Particular	15.277	-23.747

15.5 Aggregate Election Results

2021 Presidential

Party	Party_b	Votes
NEVES, José Maria	African Party for the Independence of Cape Verde	87,221
VEIGA, Carlos	Movement for Democracy	72,686
PINA, Casimiro de	Independent	3,132
DELGADO, Fernando Rocha	Independent	2,456
SANCHES, Helio	Independent	2,020
ALVES, Gilson	Independent	1,486
MONTEIRO, Joaquim	Independent	1,330

15.6 Electoral Geography

0

Electoral Units in 2021 | Geometry Type: Thiessen | Spatial Units: 747

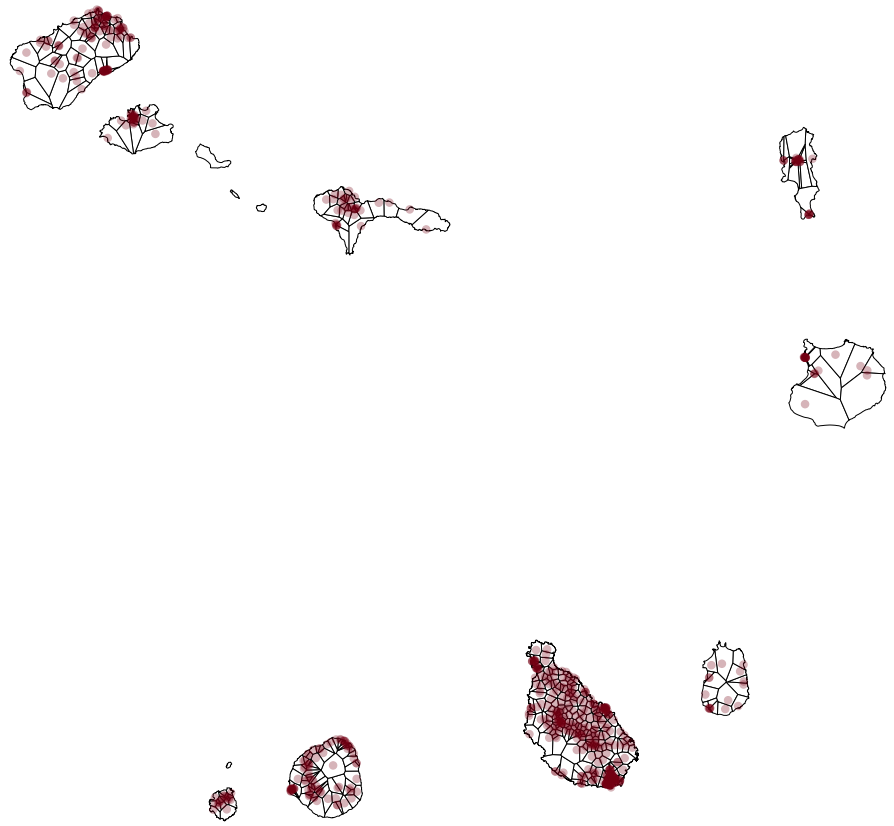

16 Canada

16.1 Notes

- There is an ″unaffiliated″ party type.
- Smallest physical unit: Polling Station

16.2 Data Source(s)

- Elections Canada

16.3 Elections Summary

Elections Summary

Year	Election Type	Data Units	Spatial Units	% Geocoded
2025	Legislative (lower house)	82309	70628	99.1%
2021	Legislative (lower house)	79568	64323	99.0%
2019	Legislative (lower house)	75411	64098	99.0%
2015	Legislative (lower house)	75075	64410	99.5%
2011	Legislative (lower house)	73680	56013	96.6%
2008	Legislative (lower house)	62367	49062	96.9%
2006	Legislative (lower house)	66093	55570	98.0%
2004	Legislative (lower house)	64467	55636	98.0%
2000	Legislative (lower house)	62201	53521	98.8%
1997	Legislative (lower house)	59662	0	0.0%

16.4 Sample Electoral Units

Sample Electoral Units

Year	Type	NAME1	NAME1_b	NAME2	NAME2_b	NAME2_c
2025	Legislative (LH)	Ontario	Ontario	Richmond Hill South	Richmond Hill-Sud	35089
2025	Legislative (LH)	Ontario	Ontario	Oakville East	Oakville-Est	35075
2025	Legislative (LH)	Alberta	Alberta	Calgary Skyview	Calgary Skyview	48014
2025	Legislative (LH)	Alberta	Alberta	Red Deer	Red Deer	48034
2025	Legislative (LH)	Quebec	Québec	Montcalm	Montcalm	24050
2021	Legislative (LH)	Quebec	Québec	Montmagny–L'Islet–Kamouraska–Rivière-du-Loup	Montmagny–L'Islet–Kamouraska–Rivière-du-Loup	24051
2021	Legislative (LH)	Alberta	Alberta	Calgary Signal Hill	Calgary Signal Hill	48012
2021	Legislative (LH)	Quebec	Québec	Repentigny	Repentigny	24060
2021	Legislative (LH)	British Columbia	Colombie-Britannique	South Surrey–White Rock	Surrey-Sud–White Rock	59030
2021	Legislative (LH)	Ontario	Ontario	Windsor–Tecumseh	Windsor–Tecumseh	35116
2019	Legislative (LH)	Ontario	Ontario	Orléans	Orléans	35076
2019	Legislative (LH)	Ontario	Ontario	Etobicoke–Lakeshore	Etobicoke–Lakeshore	35028
2019	Legislative (LH)	Quebec	Québec	Saint-Jean	Saint-Jean	24067
2019	Legislative (LH)	British Columbia	Colombie-Britannique	Skeena–Bulkley Valley	Skeena–Bulkley Valley	59028
2019	Legislative (LH)	Ontario	Ontario	Brampton East	Brampton-Est	35009

Continued on next page

Sample Electoral Units

Year	Type	NAME1	NAME1_b	NAME2	NAME2_b	NAME2_c
2015	Legislative (LH)	Ontario	Ontario	Oakville	Oakville	35072
2015	Legislative (LH)	Quebec	Québec	Laurier–Sainte-Marie	Laurier–Sainte-Marie	24039
2015	Legislative (LH)	Quebec	Québec	La Prairie	La Prairie	24034
2015	Legislative (LH)	British Columbia	Colombie-Britannique	Abbotsford	Abbotsford	59001
2015	Legislative (LH)	Ontario	Ontario	London–Fanshawe	London–Fanshawe	35051
2011	Legislative (LH)	British Columbia	Colombie-Britannique	Nanaimo–Alberni	Nanaimo–Alberni	59014
2011	Legislative (LH)	Quebec	Québec	Châteauguay–Saint-Constant	Châteauguay–Saint-Constant	24015
2011	Legislative (LH)	Ontario	Ontario	Oakville	Oakville	35060
2011	Legislative (LH)	Ontario	Ontario	Brampton West	Brampton-Ouest	35008
2011	Legislative (LH)	Quebec	Québec	Beauce	Beauce	24005
2008	Legislative (LH)	Ontario	Ontario	Thunder Bay–Rainy River	Thunder Bay–Rainy River	35090
2008	Legislative (LH)	Ontario	Ontario	Richmond Hill	Richmond Hill	35075
2008	Legislative (LH)	Quebec	Québec	Alfred-Pellan	Alfred-Pellan	24003
2008	Legislative (LH)	Nova Scotia	Nouvelle-Écosse	West Nova	Nova-Ouest	12011
2008	Legislative (LH)	Ontario	Ontario	Beaches–East York	Beaches–East York	35005
2006	Legislative (LH)	British Columbia	Colombie-Britannique	West Vancouver–Sunshine Coast–Sea to Sky Country	West Vancouver–Sunshine Coast–Sea to Sky Country	59036

Continued on next page

Sample Electoral Units

Year	Type	NAME1	NAME1_b	NAME2	NAME2_b	NAME2_c
2006	Legislative (LH)	Quebec	Québec	Notre-Dame-de-Grâce–Lachine	Notre-Dame-de-Grâce–Lachine	24045
2006	Legislative (LH)	Saskatchewan	Saskatchewan	Souris–Moose Mountain	Souris–Moose Mountain	47012
2006	Legislative (LH)	British Columbia	Colombie-Britannique	Pitt Meadows–Maple Ridge–Mission	Pitt Meadows–Maple Ridge–Mission	59007
2006	Legislative (LH)	Alberta	Alberta	Calgary Southwest	Calgary-Sud-Ouest	48008
2004	Legislative (LH)	Quebec	Québec	Abitibi–Témiscamingue	Abitibi–Témiscamingue	24001
2004	Legislative (LH)	Ontario	Ontario	Hamilton Mountain	Hamilton Mountain	35033
2004	Legislative (LH)	Quebec	Québec	Brossard–La Prairie	Brossard–La Prairie	24011
2004	Legislative (LH)	Quebec	Québec	Laval–Les Îles	Laval–Les Îles	24033
2004	Legislative (LH)	Quebec	Québec	Beauce	Beauce	24005
2000	Legislative (LH)	Ontario	Ontario	Simcoe–Grey	Simcoe–Grey	35078
2000	Legislative (LH)	Quebec	Québec	Westmount–Ville-Marie	Westmount–Ville-Marie	24047
2000	Legislative (LH)	Ontario	Ontario	Huron–Bruce	Huron–Bruce	35033
2000	Legislative (LH)	Alberta	Alberta	Red Deer	Red Deer	48022
2000	Legislative (LH)	British Columbia	Colombie-Britannique	Kelowna	Kelowna	59008
1997	Legislative (LH)	Ontario	Ontario	Hastings–Frontenac–Lennox and Addington	Hastings–Frontenac–Lennox and Addington	35032
1997	Legislative (LH)	Alberta	Alberta	Wetaskiwin	Wetaskiwin	48024

Continued on next page

Sample Electoral Units

Year	Type	NAME1	NAME1_b	NAME2	NAME2_b	NAME2_c
1997	Legislative (LH)	Alberta	Alberta	Wild Rose	Wild Rose	48025
1997	Legislative (LH)	British Columbia	Colombie-Britannique	Okanagan–Shuswap	Okanagan–Shuswap	59014
1997	Legislative (LH)	Ontario	Ontario	Lambton–Kent–Middlesex	Lambton–Kent–Middlesex	35039

Sample Electoral Units (continued 2/2)

	NAME3	NAME4	Lat.	Lon.
	—	435	43.841	-79.395
	—	506	43.454	-79.680
	—	19	51.166	-114.121
	—	68A	52.257	-113.804
	—	193	45.734	-73.610
	Saint-Pamphile	159	46.924	-69.825
	Calgary	49	51.057	-114.222
	Repentigny	73	45.779	-73.427
	Surrey	33	49.066	-122.797
	Windsor	58	42.323	-82.935
	SVR Group 2/RÉS Groupe 2	S/R 2	—	—
	Etobicoke	10	43.649	-79.517
	Saint-Jean-sur-Richelieu	75	45.378	-73.366
	Kitimat	120	54.057	-128.625
	Brampton	93	43.780	-79.751

Continued on next page

Sample Electoral Units (continued 2/2)

	NAME3	NAME4	Lat.	Lon.
	Oakville	142	43.443	-79.726
	Montréal	151	45.518	-73.555
	Saint-Philippe	53	45.354	-73.487
	Abbotsford	62	49.065	-122.240
	London	10	43.019	-81.190
	Parksville	97-1	49.336	-124.337
	Châteauguay	74	45.355	-73.700
	Oakville	62	43.468	-79.694
	Brampton	160	43.684	-79.788
	Saint-Georges	154	46.124	-70.669
	Thunder Bay	124A	48.401	-89.268
	Richmond Hill	54A	43.868	-79.444
	Laval	125	45.606	-73.720
	Auburn	39	45.010	-64.863
	East York	53	43.689	-79.321
	Sechelt	48	49.484	-123.797
	Montréal	179	45.469	-73.626
	Shand	109	49.109	-102.987
	Pitt Meadows	6B	49.230	-122.695
	Calgary	114	50.946	-114.101
	McWatters	184	48.215	-78.980
	Hamilton	18	43.234	-79.874
	Brossard	7	45.475	-73.479
	Laval	1	45.549	-73.881
	Beauceville	80	46.201	-70.768
	Stayner	46	44.424	-80.085
	Montréal	67	45.546	-73.611
	Kincardine	38	44.180	-81.636
	Red Deer	102	52.286	-113.832
	Kelowna	87	49.878	-119.486
	Camden East	167	—	—
	Calmar	30	—	—
	Neapolis	32	—	—
	Lumby	172A-L	—	—

Continued on next page

Sample Electoral Units (continued 2/2)

	NAME3	NAME4	Lat.	Lon.
	Caradoc	128	—	—

16.5 Aggregate Election Results

2025 Legislative (lower house)

Party	Party_b	Votes
Conservative Party of Canada	Conservateur	5,214,289
Liberal Party of Canada	Libéral	5,033,408
New Democratic Party	NPD-Nouveau Parti démocratique	815,862
Bloc Québécois	Bloc Québécois	799,768
Green Party of Canada	Parti Vert	159,596
People's Party of Canada	Parti populaire - PPC	96,437
Independent	Indépendant(e)	23,042
Christian Heritage Party of Canada	Parti de l'Héritage Chrétien	7,368
Parti Rhinocéros Party	Parti Rhinocéros Party	5,274
United Party of Canada	Parti Uni du Canada	4,115
Libertarian Party of Canada	Libertarien	3,736
Marxist-Leninist Party of Canada	Marxiste-Léniniste	3,573
Communist Party of Canada	Communiste	3,362
unaffiliated	Aucune appartenance	3,185
Centrist Party of Canada	Centriste	2,382
Canadian Future Party	Parti Avenir Canadien	2,112
Animal Protection Party of Canada	Parti Protection Animaux	957
Marijuana Party	Parti Marijuana	93

2021 Legislative (lower house)

Party	Party_b	Votes
Conservative Party of Canada	Conservateur	3,579,560
Liberal Party of Canada	Libéral	3,577,729
New Democratic Party	NPD-Nouveau Parti démocratique	2,150,686
Bloc Québécois	Bloc Québécois	803,437
People's Party of Canada	Parti populaire - PPC	554,159
Green Party of Canada	Parti Vert	273,269
Free Party Canada	Parti Libre Canada	31,424
Maverick Party	Maverick Party	21,247
Independent	Indépendant(e)	17,811
Christian Heritage Party of Canada	Parti de l'Héritage Chrétien	6,052
Parti Rhinocéros Party	Parti Rhinocéros Party	4,455
unaffiliated	Aucune appartenance	4,398
Libertarian Party of Canada	Libertarien	3,446
Communist Party of Canada	Communiste	3,322
Marxist-Leninist Party of Canada	Marxiste-Léniniste	3,148
Rassemblement pour l'indépendance du Québec	—	1,993
Animal Protection Party of Canada	Parti Protection Animaux	1,813
Marijuana Party	Parti Marijuana	1,602
Veterans Coalition Party of Canada	CAC	847
Centrist Party of Canada	Centriste	432
National Citizens Alliance	Alliance Nationale Citoyens	309
Parti Patriote	Parti Patriote	166
Canada's Fourth Front	QFC - Quatrième front du Canada	69
Nationalist Party of Canada	Nationaliste	38

2019 Legislative (lower house)

Party	Party_b	Votes
Conservative Party of Canada	Conservateur	4,422,765

Continued on next page

2019 Legislative (lower house)

Party	Party_b	Votes
Liberal Party of Canada	Libéral	4,357,271
New Democratic Party	NPD-Nouveau Parti démocratique	2,242,953
Bloc Québécois	Bloc Québécois	959,060
Green Party of Canada	Parti Vert	860,887
People's Party of Canada	Parti populaire	217,912
Independent	Indépendant(e)	52,040
Christian Heritage Party of Canada	Parti de l'Héritage Chrétien	14,715
Parti Rhinocéros Party	Parti Rhinocéros Party	7,255
Libertarian Party of Canada	Libertarien	6,545
Veterans Coalition Party of Canada	CAC	4,930
Animal Protection Party of Canada	Parti Protection Animaux	3,309
Communist Party of Canada	Communiste	3,011
Marxist–Leninist Party of Canada	ML	2,998
Rassemblement pour l'indépendance du Québec	—	2,687
unaffiliated	Aucune appartenance	1,167
Progressive Conservative Party of Canada	Parti PC	1,122
Marijuana Party	Radical Marijuana	813
Canada's Fourth Front	QFC - Quatrième front du Canada	502
UPC	UPC	498
National Citizens Alliance	Alliance Nationale Citoyens	373
Nationalist Party of Canada	Nationaliste	228
Stop Climate Change	Arrêtonslechangementclimatique	225

2015 Legislative (lower house)

Party	Party_b	Votes
Liberal Party of Canada	Libéral	5,290,191
Conservative Party of Canada	Conservateur	4,177,835

Continued on next page

2015 Legislative (lower house)

Party	Party_b	Votes
New Democratic Party	NPD-Nouveau Parti démocratique	2,548,474
Bloc Québécois	Bloc Québécois	630,118
Green Party of Canada	Parti Vert	458,716
Independent	Indépendant	31,021
Libertarian Party of Canada	Libertarien	29,741
Christian Heritage Party of Canada	Parti de l'Héritage Chrétien	12,273
unaffiliated	Aucune appartenance	7,310
Marxist-Leninist Party of Canada	Marxiste-Léniniste	6,769
Forces et Démocratie	Forces et Démocratie - Allier les forces de nos régions	6,045
Parti Rhinocéros Party	Rhinocéros	5,786
Progressive Conservative Party of Canada	Parti PC	3,484
Communist Party of Canada	Communiste	3,190
Animal Alliance Environment Voters Party of Canada	Environment Voters	1,328
Marijuana Party	Radical Marijuana	1,249
Democratic Advancement Party of Canada	Avancement de la Démocratie	889
Pirate Party of Canada	Pirate	730
Canadian Action Party	PAC	319
Canada Party	Parti Canada	210
unknown	—	125
ATN	ADN	98
The Bridge Party of Canada	Le Lien	96
Party for Accountability, Competency and Transparency	PRCT	81
United Party of Canada	Parti Uni	37

2011 Legislative (lower house)

Party	Party_b	Votes
Conservative Party of Canada	Conservateur	4,814,182
New Democratic Party	NPD-Nouveau Parti démocratique	3,919,764
Liberal Party of Canada	Libéral	2,203,693
Bloc Québécois	Bloc Québécois	713,718
Green Party of Canada	Parti Vert	488,303
Independent	Indépendant	52,780
Christian Heritage Party of Canada	PHC Canada	16,272
Marxist-Leninist Party of Canada	Marxiste-Léniniste	8,460
unaffiliated	Aucune appartenance	7,047
Libertarian Party of Canada	Libertarien	5,155
Progressive Conservative Party of Canada	Parti PC	4,850
Parti Rhinocéros Party	Rhinocéros	3,266
Pirate Party of Canada	Parti Pirate	2,819
Communist Party of Canada	Communiste	2,492
Canadian Action Party	PAC	1,638
Marijuana Party	Radical Marijuana	1,548
Animal Alliance Environment Voters Party of Canada	Environment Voters	1,171
Western Block Party	WBP	618
United Party of Canada	Parti Uni	244
First Peoples National Party of Canada	FPNP	193

2008 Legislative (lower house)

Party	Party_b	Votes
Conservative Party of Canada	Conservateur	3,729,606
Liberal Party of Canada	Libéral	2,820,822
New Democratic Party	NPD-Nouveau Parti démocratique	1,830,442
Bloc Québécois	Bloc Québécois	1,185,960

Continued on next page

2008 Legislative (lower house)

Party	Party_b	Votes
Green Party of Canada	Parti Vert	683,577
Independent	Indépendant	75,216
Christian Heritage Party of Canada	Parti de l'Héritage Chrétien	20,646
Marxist-Leninist Party of Canada	Marxiste-Léniniste	6,393
Progressive Conservative Party of Canada	Parti PC	4,810
unaffiliated	Aucune appartenance	4,588
Libertarian Party of Canada	Libertarien	4,051
Communist Party of Canada	Communiste	2,481
Canadian Action Party	PAC	2,360
Rhinoceros Party	neorhino.ca	1,866
Marijuana Party	Radical Marijuana	1,731
Newfoundland and Labrador First Party	NL First Party	1,582
First Peoples National Party of Canada	FPNP	1,223
Animal Alliance Environment Voters Party of Canada	AAEV Party of Canada	486
unknown	—	83
People's Political Power Party of Canada	PPP	79

2006 Legislative (lower house)

Party	Party_b	Votes
Conservative Party of Canada	Conservateur	4,519,771
Liberal Party of Canada	Libéral	3,817,621
New Democratic Party	N.P.D.	2,312,839
Bloc Québécois	Bloc Québécois	1,358,377
Green Party of Canada	Parti Vert	594,719
Independent	Indépendant	66,827
Christian Heritage Party of Canada	Parti de l'Héritage Chrétien	24,897
Progressive Conservative Party of Canada	Parti PC	11,918

Continued on next page

2006 Legislative (lower house)

Party	Party_b	Votes
Marijuana Party	Parti Marijuana	8,291
Marxist-Leninist Party of Canada	Marxiste-Léniniste	7,884
Canadian Action Party	Action canadienne	5,304
unaffiliated	Aucune appartenance	4,561
Communist Party of Canada	Communiste	2,696
Libertarian Party of Canada	Libertarien	2,684
First Peoples National Party of Canada	FPNP	1,044
Western Block Party	WBP	929
AACEV Party of Canada	AACEV Party of Canada	59

2004 Legislative (lower house)

Party	Party_b	Votes
Liberal Party of Canada	Libéral	4,408,513
Conservative Party of Canada	conservateur	3,498,600
New Democratic Party	N.P.D.	1,919,727
Bloc Québécois	Bloc Québécois	1,503,800
Green Party of Canada	Parti Vert	529,676
Independent	Indépendant	43,061
Christian Heritage Party of Canada	Parti de l'Héritage Chrétien	37,517
Marijuana Party	Parti Marijuana	30,709
unaffiliated	Aucune appartenance	15,979
Progressive Conservative Party of Canada	Parti PC	9,769
Canadian Action Party	Action canadienne	7,883
Marxist-Leninist Party of Canada	Marxiste-Léniniste	7,778
Communist Party of Canada	Communiste	4,027
Libertarian Party of Canada	Libertarien	1,771

2000 Legislative (lower house)

Party	Party_b	Votes
Liberal Party of Canada	Libéral	4,805,452
Canadian Alliance	Alliance Canadienne	3,009,241
Progressive Conservative Party of Canada	Progressiste-Conservateur	1,457,866
Bloc Québécois	Bloc Québécois	1,265,278
New Democratic Party	N.P.D.	1,017,850
Green Party of Canada	Parti Vert	98,928
Marijuana Party	Parti Marijuana	63,456
unaffiliated	Aucune appartenance	35,175
Canadian Action Party	Action canadienne	25,570
Independent	Indépendant	16,430
Natural Law Party	Parti de la loi naturelle	15,489
Marxist-Leninist Party of Canada	Marxiste-Léniniste	11,184
Communist Party of Canada	Communiste	8,196

1997 Legislative (lower house)

Party	Party_b	Votes
Liberal Party of Canada	Libéral	4,733,286
Reform Party of Canada	Réforme	2,401,531
Progressive Conservative Party of Canada	Progressiste-Conservateur	2,316,520
New Democratic Party	N.P.D.	1,377,461
Bloc Québécois	Bloc Québécois	1,310,266
Green Party of Canada	Parti Vert	53,701
Natural Law Party	Parti de la loi naturelle	39,006
Independent	Indépendant	32,623
Christian Heritage Party of Canada	P.H.C. du Canada	28,815
unaffiliated	Aucune appartenance	25,496
Canadian Action Party	Action canadienne	16,818

Continued on next page

1997 Legislative (lower house)

Party	Party_b	Votes
Marxist-Leninist Party of Canada	Marxiste-Léniniste	13,876

16.6 Electoral Geography

0

Electoral Units in 2025, NA | Geometry Type: Actual, NA | Spatial Units: 134,728 (Years also geocoded at this level: 2000, 2004, 2006, 2008, 2011, 2015, 2021)

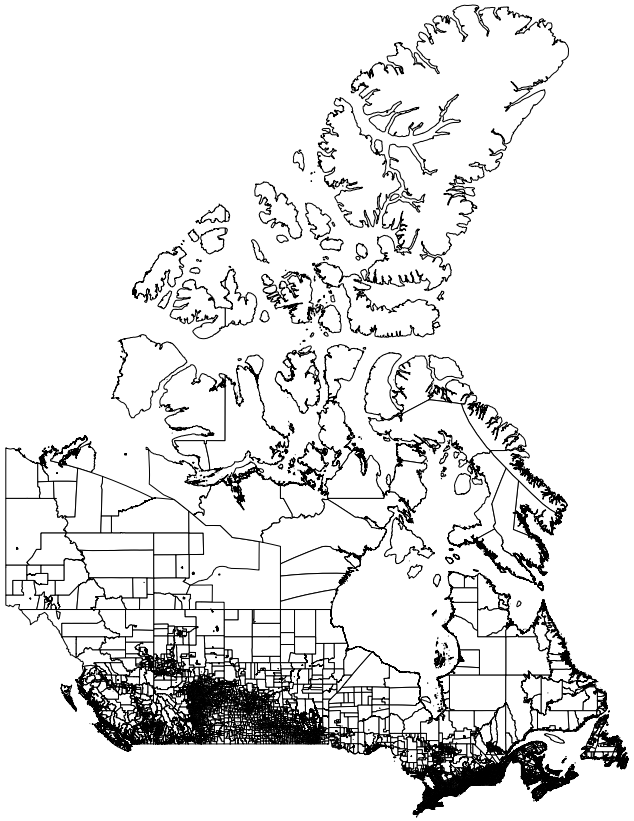

17 Chile

17.1 Notes

- The _p suffix on geometry columns refers to latitude-longitude geocodings on individual polling stations, whereas geometry is provided at a higher level in the supplementary shapefiles.
- Smallest physical unit: Polling Station

17.2 Data Source(s)

- Servicio Electoral de Chile

17.3 Elections Summary

Elections Summary

Year	Election Type	Data Units	Spatial Units	% Geocoded
2021	Legislative (lower house)	46639	2087	100.0%
2021	Presidential	46699	2086	100.0%
2017	Legislative (lower house)	42890	1673	100.0%
2017	Presidential	42892	1677	100.0%
2013	Legislative (lower house)	41349	1469	100.0%
2013	Presidential	41349	1469	100.0%

17.4 Sample Electoral Units

Sample Electoral Units

Year	Type	NAME1	NAME1_b	NAME2	NAME3	NAME4
2021	Legislative (LH)	Del Libertador General Bernardo O'higgins	6	Circunscripciã□N Senatorial 8	Distrito 16	Santa Cruz
2021	Legislative (LH)	Del Maule	7	Circunscripciã□N Senatorial 9	Distrito 17	Curico
2021	Legislative (LH)	Del Maule	7	Circunscripciã□N Senatorial 9	Distrito 18	San Javier
2021	Legislative (LH)	De Los Lagos	10	Circunscripciã□N Senatorial 13	Distrito 26	Puerto Montt
2021	Legislative (LH)	Metropolitana De Santiago	13	Circunscripciã□N Senatorial 7	Distrito 11	Lo Barnechea
2021	Presidential	De Los Lagos	10	Circunscripcion Senatorial 13	Distrito 26	Chonchi
2021	Presidential	Metropolitana De Santiago	13	Circunscripcion Senatorial 7	Distrito 12	Puente Alto
2021	Presidential	De Valparaiso	5	Circunscripcion Senatorial 6	Distrito 6	Villa Alemana
2021	Presidential	De La Araucania	9	Circunscripcion Senatorial 11	Distrito 23	Temuco
2021	Presidential	Metropolitana De Santiago	13	Circunscripcion Senatorial 7	Distrito 8	Pudahuel
2017	Legislative (LH)	Metropolitana De Santiago	13	Circunscripciã□N Senatorial 7	Distrito 14	Buin
2017	Legislative (LH)	Del Libertador Bdo. O'higgins	6	Circunscripciã□N Senatorial 8	Distrito 15	Rancagua
2017	Legislative (LH)	De La Araucania	9	Circunscripciã□N Senatorial 11	Distrito 22	Angol
2017	Legislative (LH)	De Los Lagos	10	Circunscripciã□N Senatorial 13	Distrito 26	Quellon
2017	Legislative (LH)	Del Biobio	8	Circunscripciã□N Senatorial 10	Distrito 20	Chiguayante
2017	Presidential	Metropolitana De Santiago	13	Circunscripcion Senatorial 7	Distrito 9	Renca

Continued on next page

Sample Electoral Units

Year	Type	NAME1	NAME1_b	NAME2	NAME3	NAME4
2017	Presidential	De Valparaiso	5	Circunscripcion Senatorial 6	Distrito 7	Valparaiso
2017	Presidential	De Valparaiso	5	Circunscripcion Senatorial 6	Distrito 6	Limache
2017	Presidential	De La Araucania	9	Circunscripcion Senatorial 11	Distrito 22	Angol
2017	Presidential	De Antofagasta	2	Circunscripcion Senatorial 3	Distrito 3	Calama
2013	Legislative (LH)	Del Biobio	8	Circunscripcion Senatorial 13	Distrito 47	Quilaco
2013	Legislative (LH)	Metropolitana De Santiago	13	Circunscripcion Senatorial 7	Distrito 17	Huechuraba
2013	Legislative (LH)	Metropolitana De Santiago	13	Circunscripcion Senatorial 8	Distrito 26	La Florida
2013	Legislative (LH)	Del Biobio	8	Circunscripcion Senatorial 12	Distrito 43	Hualpen
2013	Legislative (LH)	Metropolitana De Santiago	13	Circunscripcion Senatorial 7	Distrito 17	Huechuraba
2013	Presidential	Del Maule	7	Circunscripcion Senatorial 10	Distrito 38	Pencahue
2013	Presidential	Metropolitana De Santiago	13	Circunscripcion Senatorial 7	Distrito 18	Cerro Navia
2013	Presidential	Metropolitana De Santiago	13	Circunscripcion Senatorial 7	Distrito 18	Cerro Navia
2013	Presidential	Metropolitana De Santiago	13	Circunscripcion Senatorial 7	Distrito 16	Pudahuel
2013	Presidential	Metropolitana De Santiago	13	Circunscripcion Senatorial 7	Distrito 20	Estacion Central

Sample Electoral Units (continued 2/2)

	NAME5	NAME6	NAME7	Lat.	Lon.
	Santa Cruz	Liceo Municipal De Santa Cruz	3M	-34.638	-71.362
	Curico	Escuela Republica De Brasil	93V	-34.979	-71.240
	San Javier	Liceo Manuel Montt	23V	-35.597	-71.723
	Puerto Montt Mirasol	Escuela Basica Las Camelias	28	-41.477	-72.970
	Lo Barnechea	Colegio Monte Tabor Y Nazaret Local: 2	126	-33.324	-70.541
	Chonchi	Liceo Manuel Jesus Andrade Borquez	8V	-42.620	-73.782
	Puente Alto	Colegio Particular Altazor Local: 2	368	-33.582	-70.588
	Villa Alemana	Escuela Latina Ines Gallardo Orellana	37M	-33.046	-71.368
	Cerro Ñielol	Escuela Artistica Armando Dufey Blanc	181	-38.474	-72.715
	Pudahuel Sur	Colegio Juanita Fernandez Solar	122	-33.444	-70.749

Continued on next page

Sample Electoral Units (continued 2/2)

	NAME5	NAME6	NAME7	Lat.	Lon.
	Buin	Liceo A-131 Basica 'Haydee Azocar Mansilla' Local - 3	23V	-33.731	-70.742
	Rancagua Oriente	Colegio Santa Filomena	49	-34.167	-70.713
	Angol	Colegio Basico Aragon	1M	-37.805	-72.695
	Quellon	Escuela Basica Sector Oriente	38	-43.099	-73.596
	Chiguayante	Escuela Basica Manquimavida	64M	-36.938	-73.011
	Renca	Escuela Thomas Alva Edison No. 317	43V	-33.399	-70.702
	El Puerto	Gimnasio Pucv Casa Central	178	-33.304	-71.332
	Limache	Escuela Basica Superior Mixta No. 88	14V	-32.987	-71.270
	Angol	Escuela Basica Nahuelbuta	27M	-37.799	-72.709
	Calama	Liceo Eleuterio Ramirez Molina	25V	-22.459	-68.924
	Quilaco	Liceo Instituto Valle De Sol	3M	-37.684	-72.006
	Los Libertadores	Grace College	9	-33.375	-70.635

Continued on next page

Sample Electoral Units (continued 2/2)

	NAME5	NAME6	NAME7	Lat.	Lon.
	Bellavista	Estadio Bicentenario 1	169	-33.433	-70.633
	Hualpen	Escuela D-477 Blanca Estela Prat	42V	-36.789	-73.102
	Huechuraba	Centro Educacional Huechuraba 1	6V	-33.347	-70.678
	Pencahue	Complejo Educacional Pencahue	6V	-35.398	-71.798
	Cerro Navia	Escuela 405 Millahue	118M	-33.420	-70.744
	Cerro Navia	Escuela 1193 Carlos Berrios Valdes 2	157M	-33.435	-70.730
	Pudahuel Sur	Escuela 1602 Antilhue	64	-33.434	-70.752
	Alameda	Complejo Educacional Estacion Central 2	32V	-33.451	-70.679

17.5 Aggregate Election Results

2021 Presidential - Second Round

Party	Party_b	Votes
BORIC, Gabriel	Apruebo Dignidad	4,596,579
KAST, Jose	Christian Social Front	3,640,606

2021 Presidential - First Round

Party	Party_b	Votes
KAST, Jose	Christian Social Front	1,954,607
BORIC, Gabriel	Apruebo Dignidad	1,796,851
PARISI, Franco	Party of the People	899,067
SICHEL, Sebastian	Chile Podemos Más	894,838
PROVOSTE, Yasna	New Social Pact	813,407
ENRIQUEZ-OMINAMI, Marco	Progressive Party	533,554
ARTES, Eduardo	Patriotic Union	102,209

2021 Legislative (lower house)

Party	Party_b	Votes
National Renewal	Renovacion Nacional	576,164
People's Party	Partido De La Gente	533,653
Independent Democratic Union	Union Democrata Independiente	505,881
Republican Party	Partido Republicano De Chile	492,219
Communist Party	Partido Comunista De Chile	418,887
Socialist Party	Partido Socialista De Chile	317,514
Green Ecologist Party	Partido Ecologista Verde	305,392
Christian Democratic Party	Partido Democrata Cristiano	240,815
Social Convergence	Convergencia Social	202,415

Continued on next page

2021 Legislative (lower house)

Party	Party_b	Votes
Democratic Revolution	Revolucion Democratica	193,171
Republican Party	Independiente Partido Republicano De Chile	174,832
Party for Democracy	Partido Por La Democracia	168,427
Independent Democratic Union	Independiente Union Democrata Independiente	166,183
Political Evolution	Evolucion Politica	156,678
Humanist Party	Partido Humanista	136,290
National Renewal	Independiente Renovacion Nacional	117,552
Comunes	Independiente Comunes	104,869
Comunes	Comunes	103,197
Independent	Independiente	91,036
United Centre	Centro Unido	90,377
United Centre	Independiente Centro Unido	86,622
Social Convergence	Independiente Convergencia Social	84,949
Equality Party	Independiente Igualdad	80,486
Party for Democracy	Independiente Partido Por La Democracia	75,001
Democratic Revolution	Independiente Revolucion Democratica	64,967
Political Evolution	Independiente Evolucion Politica	64,396
Humanist Party	Independiente Partido Humanista	59,305
Liberal Party	Independiente Partido Liberal De Chile	59,116
Radical Party	Partido Radical De Chile	58,343
Patriotic Union	Union Patriotica	56,421
Social Green Regionalist Federation	Federacion Regionalista Verde Social	55,809
Radical Party	Independiente Partido Radical De Chile	52,564
Social Green Regionalist Federation	Independiente Federacion Regionalista Verde Social	51,834
Revolutionary Workers Party	Partido De Trabajadores Revolucionarios	50,773
Equality Party	Igualdad	46,870
Communist Party	Independiente Partido Comunista De Chile	46,822
Progressive Party	Partido Progresista De Chile	45,119
Liberal Party	Partido Liberal De Chile	36,936

Continued on next page

2021 Legislative (lower house)

Party	Party_b	Votes
Christian Conservative Party	Partido Conservador Cristiano	36,927
Socialist Party	Independiente Partido Socialista De Chile	26,279
Christian Democratic Party	Independiente Partido Democrata Cristiano	24,084
Citizens	Independiente Ciudadanos	16,487
Democratic Independent Regionalist Party	Independiente Partido Regionalista Independiente Democrata	15,521
Citizens	Ciudadanos	11,058
National Citizen Party	Partido Nacional Ciudadano	7,881
Democratic Independent Regionalist Party	Partido Regionalista Independiente Democrata	7,677
New Time	Nuevo Tiempo	4,403
Christian Conservative Party	Independiente Partido Conservador Cristiano	3,617
National Citizen Party	Independiente Partido Nacional Ciudadano	2,395

2017 Presidential - Second Round

Party	Party_b	Votes
PIÑERA, Sebastian	Independent	3,788,641
GUILLIER, Alejandro	Independent	3,147,868

2017 Presidential - First Round

Party	Party_b	Votes
PIÑERA, Sebastian	Independent	2,411,317
GUILLIER, Alejandro	Independent	1,491,473
SANCHEZ, Beatriz	Independent	1,332,450
KAST, Jose	Independent	522,145
GOIC, Carolina	Christian Democratic Party	386,398
ENRIQUEZ-OMINAMI, Marco	Progressive Party	376,162
ARTES, Eduardo	Patriotic Union	33,443
NAVARRO, Alejandro	País	23,829

2017 Legislative (lower house)

Party	Party_b	Votes
National Renewal	Renovacion Nacional	1,067,962
Independent Democratic Union	Union Democrata Independiente	958,414
Christian Democratic Party	Partido Democrata Cristiano	616,643
Socialist Party	Partido Socialista De Chile	585,393
Party for Democracy	Partido Por La Democracia	366,097
Democratic Revolution	Revolucion Democratica	342,965
Communist Party	Partido Comunista De Chile	275,055
Political Evolution	Evolucion Politica	255,254
Humanist Party	Partido Humanista	253,580
Social Democratic Radical Party	Partido Radical Socialdemocrata	216,558
Progressive Party	Partido Progresista	198,834
Equality Party	Partido Igualdad	129,271
Green Ecologist Party	Partido Ecologista Verde	128,601
Independent	Independientes	104,427
Social Green Regionalist Federation	Federacion Regionalista Verde Social	94,634
Poder	Poder	87,350
Amplitude	Amplitud	60,912
Patriotic Union	Union Patriotica	51,068

Continued on next page

2017 Legislative (lower house)

Party	Party_b	Votes
Liberal Party	Partido Liberal De Chile	46,612
Independent Regionalist Party	Partido Regionalista Independiente	39,710
País	Pais	35,441
Citizens	Ciudadanos	30,198
Patagonian Regional Democracy	Democracia Regional Patagonica	20,555
Citizen Left	Partido Izquierda Ciudadana De Chile	14,345
MAS Region	Mas Region	9,558
Revolutionary Workers Party	Partido De Trabajadores Revolucionarios	4,661
Everybody	Todos	2,874

2013 Presidential - Second Round

Party	Party_b	Votes
BACHELET, Michelle	Nueva Mayoría	3,470,379
MATTHEI, Evelyn	Alliance	2,111,891

2013 Presidential - First Round

Party	Party_b	Votes
BACHELET, Michelle	Nueva Mayoría	3,075,839
MATTHEI, Evelyn	Alliance	1,648,481
ENRIQUEZ-OMINAMI, Marco	If You Want It, Chile Changes	723,542
PARISI, Franco	Independent	666,015
CLAUDE, Marcel	Everyone to La Moneda	185,072
SFEIR, Alfredo	Green Ecologist Party	154,648

Continued on next page

2013 Presidential - First Round

Party	Party_b	Votes
MIRANDA, Roxana	Equality Party	81,873
ISRAEL, Ricardo	Independent Regionalist Party	37,744
JOCELYN-HOLT, Tomas	Independent	12,594

2013 Legislative (lower house)

Party	Party_b	Votes
Independent Democratic Union	Union Democrata Independiente	1,179,342
Christian Democratic Party	Partido Democrata Cristiano	967,003
National Renewal	Renovacion Nacional	928,037
Socialist Party	Partido Socialista De Chile	691,713
Party for Democracy	Partido Por La Democracia	685,804
Communist Party	Partido Comunista De Chile	255,914
Progressive Party	Partido Progresista	235,722
Social Democratic Radical Party	Partido Radical Socialdemocrata	225,955
Humanist Party	Partido Humanista	208,879
Independent	Independientes	206,634
Alliance	Independientes Lista J	146,402
Nueva Mayoría	Independientes Lista C	135,120
If You Want It, Chile Changes	Independientes Lista I	85,437
New Constitution for Chile	Independientes Lista H	73,047
Regionalist Party of the Independents	Partido Regionalista De Los Independientes	72,306
Equality Party	Partido Igualdad	67,094
Green Ecologist Party	Partido Ecologista Verde	32,762
Liberal Party	Partido Liberal De Chile	16,664
Broad Social Movement	Movimiento Amplio Social	6,387

17.6 Electoral Geography

0

Electoral Units in 2021 | Geometry Type: Thiessen | Spatial Units: 4,076 (Years also geocoded at this level: 2013, 2017)



18 Colombia

18.1 Notes

- Smallest physical unit: Polling Station

18.2 Data Source(s)

- Registraduría Nacional del Estado Civil

18.3 Elections Summary

Elections Summary

Year	Election Type	Data Units	Spatial Units	% Geocoded
2018	Legislative (lower house)	104029	8063	99.3%

18.4 Sample Electoral Units

Sample Electoral Units

Year	Type	NAME1	NAME2	NAME3	NAME3_b	NAME4	Lat.	Lon.
2018	Legislative (LH)	Bolivar	San Jacinto Del Cauca	Galindo	I.e. De Galindo - Plaza	2	8.291	-74.587
2018	Legislative (LH)	Caqueta	Florencia	Instituto Tecnico Industrial	Cl 25 Br. La Libertad	16	1.615	-75.604

Continued on next page

Sample Electoral Units

Year	Type	NAME1	NAME2	NAME3	NAME3_b	NAME4	Lat.	Lon.
2018	Legislative (LH)	Cauca	Guapi	San Antonio (Guaji)	C.e. San Antonio (Guaji)	2	2.574	-77.691
2018	Legislative (LH)	Cauca	Popayan	Escuela Los Campos	Cl 12 # 36-03	6	2.450	-76.633
2018	Legislative (LH)	Antioquia	Betania	Puesto Cabecera Municipal	Cll. 20 Bolivar # 16 -B56 I	10	5.747	-75.978

18.5 Aggregate Election Results

2018 Legislative (lower house)

Party	Party_b	Votes
Colombian Liberal Party	Partido Liberal Colombiano	2,443,080
Democratic Center	Partido Centro Democrático	2,340,266
Radical Change	Partido Cambio Radical	2,138,325
Social Party of National Unity	Partido Social De Unidad Nacional Partido De La U	1,810,812
Colombian Conservative Party	Partido Conservador Colombiano	1,798,941
Green Alliance	Partido Alianza Verde	865,507
Independent Movement of Absolute Renovation	Partido Político Mira	557,644
Alternative Democratic Pole	Partido Polo Democrático Alternativo	432,436
Citizen Option	Partido Opción Ciudadana	306,932
List of Decency Coalition (ASI-UP-MAIS)	Coalición Lista De La Decencia (Asi,Up,Mais)	260,712
Free and Fair Colombia	G.s.c. Colombia Justa Libres	191,109

Continued on next page

2018 Legislative (lower house)

Party	Party_b	Votes
Partido Somos	Partido Somos	159,967
Indigenous and Social Alternative Movement	Movimiento Alternativo Indígena Y Social - Mais	141,787
Coalición Colombia	Coalición Colombia	118,519
Independent Social Alliance Movement	Partido Alianza Social Independiente	108,448
Alternative Santandereana Coalition	Coalición Alternativa Santandereana As	70,502
Indigenous Authorities of Colombia	Movimiento Autoridades Indígenas De Colombia	56,186
List of Decency Coalition (UP-MAIS)	Coalición Lista De La Decencia (Up,Asi)	48,318
Patriotic Union	Partido Unión Patriótica	42,114
Common Alternative Revolutionary Force	Partido Fuerza Alternativa Revolucionaria Del Comú	33,951
Coalición Fuerza Ciudadana Por La Decencia	Coalición Fuerza Ciudadana Por La Decencia	33,606
C.c. Ancestral De Comunidades Negras Playa Renacie	C.c. Ancestral De Comunidades Negras Playa Renacie	32,179
Consejo Comunitario La Mamuncia	Consejo Comunitario La Mamuncia	25,266
Movimiento Todos Somos Colombia ””Tsc””	Movimiento Todos Somos Colombia ””Tsc””	23,706
Coalición Alianza Verde-Polo Democrático Alternati	Coalición Alianza Verde-Polo Democrático Alternati	21,581
Coalición Por El Norte	Coalición Por El Norte	17,732
C.c. De La Comunidad Negra De La Plata Bahía Málag	C.c. De La Comunidad Negra De La Plata Bahía Málag	17,447
Consejo Comunitario Del Rio Yurumangui	Consejo Comunitario Del Rio Yurumangui	13,585
C.c. De Comun. Negras Palenque Vda. Las Trescienta	C.c. De Comun. Negras Palenque Vda. Las Trescienta	13,097
Consejo Comunitario Mayor De Certegui	Consejo Comunitario Mayor De Certegui	11,274
Consejo Comunitario De Alejandro Duran Diaz	Consejo Comunitario De Alejandro Duran Diaz	8,588
Corporación Poder Ciudadano	Corporación Poder Ciudadano	6,990
Consejo Comunitario Renacer Negro	Consejo Comunitario Renacer Negro	6,389
ASI-AV-UP	Coalición Arauca Para Todos	4,902

Continued on next page

2018 Legislative (lower house)

Party	Party_b	Votes
Asoc. Nal. De Cabildos Y Autoridades Indígenas En	Asoc. Nal. De Cabildos Y Autoridades Indígenas En	4,275
Consejo Comunitario Bocas Del Atrato Y Leoncito	Consejo Comunitario Bocas Del Atrato Y Leoncito	4,201
Consejo Comunitario Ma Kankamana De San Basilio De	Consejo Comunitario Ma Kankamana De San Basilio De	4,166
Uaizsacor	Uaizsacor	4,115
C.c. De La Comunidad Negra De La Calle Larga Rio D	C.c. De La Comunidad Negra De La Calle Larga Rio D	3,518
C.c. De Los Corregimientos De San Antonio Y El Cas	C.c. De Los Corregimientos De San Antonio Y El Cas	3,400
Consejo Comunitario Los Andes	Consejo Comunitario Los Andes	3,357
C. C. De La Comun. Negra De Tierra Baja Mi Territo	C. C. De La Comun. Negra De Tierra Baja Mi Territo	3,315
Consejo Comunitario Veredas Unidas Un Bien Común	Consejo Comunitario Veredas Unidas Un Bien Común	3,191
Regional Integration Movement	G.s.c. Movimiento De Integración Regional	3,123
Consejo Comunitario Imbilpi Del Carmen	Consejo Comunitario Imbilpi Del Carmen	2,702
Consejo Comunitario De La Comunidad Negra De Limon	Consejo Comunitario De La Comunidad Negra De Limon	2,582
Fundación Taita Zipa	Fundación Taita Zipa	2,537
Consejo Comunitario Tablon Salado	Consejo Comunitario Tablon Salado	2,212
Fund. Afrocolombiana Liberal De Desarrollo Social	Fund. Afrocolombiana Liberal De Desarrollo Social	2,154
Kusuto Magende Cokumalu De Luruaco	Kusuto Magende Cokumalu De Luruaco	2,114
Consejo Comunitario De Las Baras	Consejo Comunitario De Las Baras	1,984
Autoridad Tradicional Casiyouren	Autoridad Tradicional Casiyouren	1,932
Consejo Comunitario De Comunidades Negras Obatala	Consejo Comunitario De Comunidades Negras Obatala	1,761
Cuenca Del Rio Iscuande	Cuenca Del Rio Iscuande	1,658
Org. Social De Comunidades Negras ””Nelson Mandela””	Org. Social De Comunidades Negras ””Nelson Mandela””	1,604

Continued on next page

2018 Legislative (lower house)

Party	Party_b	Votes
Consejo Comunitario De Comunidades Negras Santo Do	Consejo Comunitario De Comunidades Negras Santo Do	1,489
C.c. General Del Río Baudó Y Sus Afluentes ""Acaba""	C.c. General Del Río Baudó Y Sus Afluentes ""Acaba""	1,420

18.6 Electoral Geography

0

Electoral Units in 2018 | Geometry Type: Thiessen | Spatial Units: 8,178

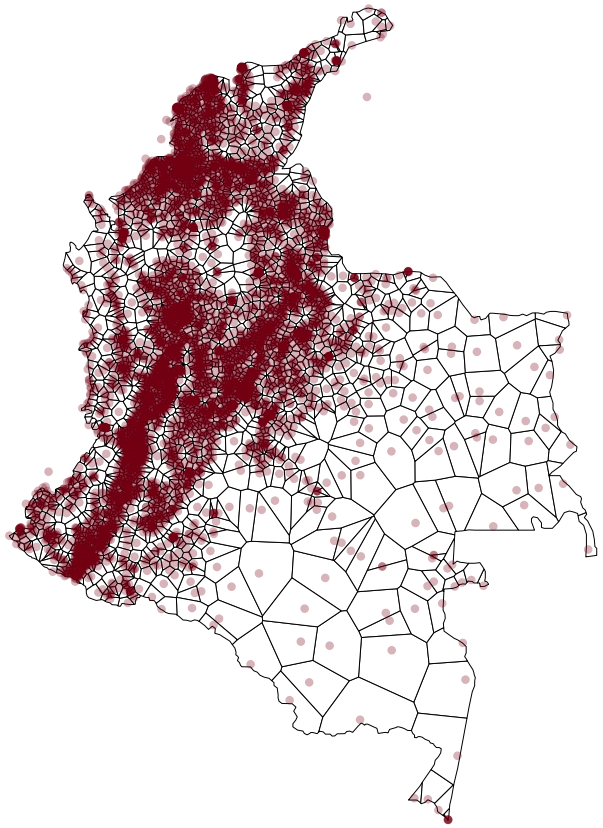

19 Costa Rica

19.1 Notes

- Smallest physical unit: Polling Station

19.2 Data Source(s)

- Tribunal Supremo de Elecciones, República de Costa Rica

19.3 Elections Summary

Elections Summary

Year	Election Type	Data Units	Spatial Units	% Geocoded
2022	Legislative (unicameral)	2100	2008	100.0%
2022	Presidential	2153	2009	100.0%
2018	Legislative (unicameral)	2086	2012	99.9%
2018	Presidential	2086	2012	99.9%

19.4 Sample Electoral Units

Sample Electoral Units

Year	Type	NAME1	NAME2	NAME3	Lat.	Lon.
2022	Legislative (unicameral)	Montes De Oro	La Unión	Escuela Cedral	10.216	-84.673
2022	Legislative (unicameral)	Upala	Bijagua	Escuela El Higuerón	10.807	-85.057
2022	Legislative (unicameral)	Parrita	Parrita	Escuela La Vasconia	9.627	-84.311
2022	Legislative (unicameral)	Limón	Limón	Escuela Los Lirios	9.975	-83.038
2022	Legislative (unicameral)	Osa	Sierpe	Escuela Mogos	8.760	-83.370
2022	Presidential	Pérez Zeledón	Río Nuevo	Escuela California	9.471	-83.800
2022	Presidential	Abangares	Las Juntas	Escuela Joaquín Arroyo	10.254	-85.055
2022	Presidential	Montes De Oca	San Pedro	Escuela Dante Alighieri	9.933	-84.041
2022	Presidential	Pérez Zeledón	Rivas	Escuela La Piedra	9.513	-83.667
2022	Presidential	Esparza	San Jerónimo	Escuela Peñas Blancas	10.117	-84.668
2018	Legislative (unicameral)	Matina	Matina	Escuela Bristol	10.024	-83.304
2018	Legislative (unicameral)	Puntarenas	Paquera	Escuela Panica Dos	9.717	-85.041
2018	Legislative (unicameral)	Limón	Valle La Estrella	Escuela Xiquiari	9.766	-83.353
2018	Legislative (unicameral)	Turrialba	Tuis	Liceo Rural De San Joaquín	9.872	-83.535
2018	Legislative (unicameral)	Limón	Matama	Escuela Lider Westfalia	9.934	-83.005
2018	Presidential	Abangares	San Juan	Escuela San Juan Grande	10.261	-84.945
2018	Presidential	Alajuelita	Concepción	Escuela Mixta De Concepción	9.902	-84.099
2018	Presidential	Coto Brus	Sabalito	Escuela San Ramón	8.846	-82.921

Continued on next page

Sample Electoral Units

Year	Type	NAME1	NAME2	NAME3	Lat.	Lon.
2018	Presidential	Pococí	Roxana	Escuela Llano Bonito	10.386	-83.651
2018	Presidential	Sarapiquí	Puerto Viejo	Escuela El Naranjal	10.454	-83.997

19.5 Aggregate Election Results

2022 Presidential - Second Round

Party	Party_b	Party_c	Votes
ROBLES, Rodrigo Chaves	Social Democratic Progress Party	Progreso Social Democrático	1,033,173
OLSEN, José María Figueres	National Liberation Party	Liberación Nacional	921,545

2022 Presidential - First Round

Party	Party_b	Party_c	Votes
OLSEN, José María Figueres	National Liberation Party	Liberación Nacional	569,884
ROBLES, Rodrigo Chaves	Social Democratic Progress Party	Progreso Social Democrático	350,520
MUÑOZ, Fabricio Alvarado	New Republic Party	Nueva República	311,239
CHAVERRI, Lineth Saborío	Social Christian Unity Party	Unidad Social Cristiana	259,202
MINTZ, Eliécer Feinzaig	Progressive Liberal Party	Liberal Progresista	258,468
FLOREZ-ESTRADA, José María Villalta	Broad Front	Frente Amplio	181,729

Continued on next page

2022 Presidential - First Round

Party	Party_b	Party_c	Votes
MONGE, Rolando Araya	A Just Costa Rica	Costa Rica Justa	19,905
CARPIO, Greivin Moya	National Force Party	Fuerza Nacional	16,561
QUINTANA, Natalia Díaz	United We Can	Unidos Podemos	16,462
GONZÁLEZ, Welmer Ramos	Citizens' Action Party	Acción Ciudadana	13,700
ARIAS, Óscar López	Accessibility without Exclusion	Accesibilidad Sin Exclusión	12,412
GÓMEZ, Rodolfo Hernández	Social Christian Republic Party	Republicano Social Cristiano	12,208
DÍAZ, Sergio Mena	New Generation Party	Nueva Generación	11,623
SMITH, Eduardo Cruickshank	National Restoration Party	Restauración Nacional	11,144
SANTAMARÍA, Carmen Quesada	Costa Rican Social Justice Party	Justicia Social Costarricense	6,743
CALVO, Federico Malavassi	Liberal Union Party	Unión Liberal	6,613
MORA, Maricela Morales	Costa Rican Democratic Union	Unión Costarricense Democrática	6,596
PANIAGUA, Christian Rivera	Christian Democratic Alliance	Alianza Demócrata Cristiana	5,683
CHAVARRÍA, Óscar Campos	National Encounter Party	Encuentro Nacional	4,636
ROCAFORT, Rodolfo Piza	Our People Party	Nuestro Pueblo	3,342
CÉSPEDES, Walter Múñoz	National Integration Party	Integración Nacional	3,015
CHAVARRÍA, Roulan Jiménez	Costa Rican Social Democratic Movement	Movimiento Social Demócrata Costarricense	2,029
MASÍS, Jhon Vega	Workers' Party	De Los Trabajadores	1,945
CASTRO, Martín Chinchilla	United People	Pueblo Unido	1,491
ARIAS, Luis Alberto Cordero	Libertarian Movement	Movimiento Libertario	1,404

2022 Legislative (unicameral)

Party	Party_b	Party_c	Votes
National Liberation Party	Liberación Nacional	—	515,231
Social Democratic Progress Party	Progreso Social Democrático	—	312,120
Social Christian Unity Party	Unidad Social Cristiana	—	236,941
New Republic Party	Nueva República	—	209,074
Progressive Liberal Party	Liberal Progresista	—	188,074
Broad Front	Frente Amplio	—	172,961

Continued on next page

2022 Legislative (unicameral)

Party	Party_b	Party_c	Votes
Citizens' Action Party	Acción Ciudadana	—	44,622
National Restoration Party	Restauración Nacional	—	42,495
New Generation Party	Nueva Generación	—	37,144
Accessibility without Exclusion	Accesibilidad Sin Exclusión	—	31,339
Social Christian Republican Party	Republicano Social Cristiano	—	31,227
A Just Costa Rica	Costa Rica Justa	—	25,347
Liberal Union Party	Unión Liberal	—	24,645
National Force Party	Fuerza Nacional	—	24,518
National Integration Party	Integración Nacional	—	22,710
United We Can	Unidos Podemos	—	21,100
Christian Democratic Alliance	Alianza Demócrata Cristiana	—	18,475
Costa Rican Social Justice Party	Justicia Social Costarricense	—	18,097
Libertarian Movement	Movimiento Libertario	—	13,473
Costa Rican Social Democratic Movement	Movimiento Social Demócrata Costarricense	—	11,602
National Encounter Party	Encuentro Nacional	—	10,536
Guanacastecan Union Party	Unión Guanacasteca	—	10,086
Our People Party	Nuestro Pueblo	—	9,240
Recovering Values Party	Recuperando Valores	—	9,059
United People	Pueblo Unido	—	6,102
Workers' Party	De Los Trabajadores	—	5,631
Costa Rican Democratic Union	Unión Costarricense Democrática	—	5,318
Let's Go	Vamos	—	5,205
We Are	Somos	—	3,997
Cartago Renewal Party	Renovación Cartago	—	2,995
Let's Act Now (Actuemos Ya)	Actuemos Ya	—	1,861
Costa Rican Anti-Corruption Party	Anticorrupción Costarricense	—	1,768
United for Costa Rica Party	Unidos Por Costa Rica	—	913
New Socialist Party of Cartago	Nuevo Partido Socialista-Cartago	—	837
New Socialist Party of San José	Nuevo Partido Socialista	—	778
Costa Rican Left Party	Izquierda Costarricense	—	351

2018 Presidential - Second Round

Party	Party_b	Party_c	Votes
QUESADA, Carlos Alvarado	Citizens' Action Party	Acción Ciudadana	1,319,201
MUÑOZ, Fabricio Alvarado	National Restoration Party	Restauración Nacional	859,319

2018 Presidential - First Round

Party	Party_b	Party_c	Votes
MUÑOZ, Fabricio Alvarado	National Restoration Party	Restauración Nacional	537,992
QUESADA, Carlos Alvarado	Citizens' Action Party	Acción Ciudadana	464,474
DESANTI, Antonio Álvarez	National Liberation Party	Liberación Nacional	400,757
ROCAFORT, Rodolfo Piza	Social Christian Unity Party	Unidad Social Cristiana	343,597
FERNÁNDEZ, Juan Diego Castro	National Integration Party	Integración Nacional	205,359
GÓMEZ, Rodolfo Hernández	Social Christian Republic Party	Republicano Social Cristiano	106,401
GUEVARA, Otto	Liberation Movement	Movimiento Libertario	21,859
ARAYA, Edgardo	Broad Front	Frente Amplio	16,782
MENA, Sergio	New Generation Party	Nueva Generación	16,297
REDONDO, Mario	Christian Democratic Alliance	Alianza Demócrata Cristiana	12,622
CAMPOS, Stephanie	Costa Rican Renewal Party	Renovación Costarricense	12,288
LÓPEZ, Óscar	Accessibility without Exclusion	Accesibilidad Sin Exclusión	7,533
VEGA, Jhon	Workers' Party	De Los Trabajadores	4,345

2018 Legislative (unicameral)

Party	Party_b	Party_c	Votes
National Liberation Party	Liberación Nacional	—	416,638
National Restoration Party	Restauración Nacional	—	388,086
Citizens' Action Party	Acción Ciudadana	—	347,703

Continued on next page

2018 Legislative (unicameral)

Party	Party_b	Party_c	Votes
Social Christian Unity Party	Unidad Social Cristiana	—	312,097
National Integration Party	Integración Nacional	—	163,933
Broad Front	Frente Amplio	—	84,437
Social Christian Republican Party	Republicano Social Cristiano	—	69,732
Christian Democratic Alliance	Alianza Demócrata Cristiana	—	49,774
Accessibility without Exclusion	Accesibilidad Sin Exclusión	—	46,071
New Generation Party	Nueva Generación	—	45,896
Costa Rican Renewal Party	Renovación Costarricense	—	38,779
Libertarian Movement	Movimiento Libertario	—	32,846
Social Christian Republican Party	Republicano Socila Cristiano	—	20,237
Libertarian Movement	Movimiento Livertario	—	16,813
Authentic Limonense Party	Aunténtico Limonense	—	13,661
Progressive Liberal Party	Liberal Progresista	—	12,537
Workers' Party	De Los Trabajadores	—	11,615
Let's Act Now (Actuemos Ya)	Actuemos Ya	—	9,898
Let's Go	Vamos	—	8,283
United Forces for Change Party	Fuerzas Unidas Para El Cambio	—	8,237
Everybody	Todos	—	8,062
Guanacastecan Union Party	Unión Guanacasteca	—	7,994
United Communal Party	Comunal Unido	—	6,270
Transporters' Party	De Los Transportistas	—	4,868
Recovering Values Party	Recuperando Valores	—	4,840
Renovación Costrricense	Renovación Costrricense	—	3,027
Christian Democratic Alliance	Alianza Demócrata Cristina	—	2,551
Homeland, Equality & Democracy Party	Patria, Igualdad Y Democracia	—	1,881
New Socialist Party	Nuevo Partido Socialista	—	790

19.6 Electoral Geography

0

Electoral Units in 2022 | Geometry Type: Thiessen | Spatial Units: 4,059 (Years also geocoded at this level: 2018)

20 Croatia

20.1 Notes

- Party coalitions in the ”party” column follow the same ordering as in the original data (”party_b”), leading to duplicate coalitions of different party orderings.
- Several party name-party acronym correspondences are assumed due to variability in reporting as coalition members.
- The _p suffix on geometry columns refers to latitude-longitude geocodings on individual polling stations, whereas geometry is provided at a higher level in the supplementary shapefiles.
- Smallest physical unit: Polling Station

20.2 Data Source(s)

- Državno izborno povjerenstvo

20.3 Elections Summary

Elections Summary

Year	Election Type	Data Units	Spatial Units	% Geocoded
2025	Presidential	6755	5292	100.0%
2024	Legislative (unicameral)	6988	4898	100.0%
2024	Presidential	6755	5292	100.0%
2020	Legislative (unicameral)	6997	4960	100.0%
2019	Presidential	6541	5260	100.0%
2016	Legislative (unicameral)	7005	5012	100.0%
2015	Legislative (unicameral)	7014	5016	100.0%
2014	Presidential	6366	5273	100.0%
2011	Legislative (unicameral)	6869	4981	100.0%

20.4 Sample Electoral Units

Sample Electoral Units

Year	Type	NAME1	NAME1_b	NAME2	NAME3	NAME3_b
2025	Presidential	Varaždinska Županija	5	Varaždin	35	Biralište 2, Prostorije Dječjeg Vrtića
2025	Presidential	Karlovačka Županija	4	Bosiljevo	4	Vodena Draga - Stanica Za Otkup Mlijeka
2025	Presidential	Karlovačka Županija	4	Netretić	11	Zgrada Područne Škole Novigrad
2025	Presidential	Brodsko-Posavska Županija	12	Staro Petrovo Selo	4	Društveni Dom Godinjak

Continued on next page

Sample Electoral Units

Year	Type	NAME1	NAME1_b	NAME2	NAME3	NAME3_b
2025	Presidential	Primorsko-Goranska Županija	8	Fužine	2	Vatrogasni Dom U Vratima
2024	Legislative (unicameral)	Splitsko-Dalmatinska □Upanija	17	Dugi Rat	3	Prostorije Opæine Dugi Rat U Dugom Ratu
2024	Legislative (unicameral)	Po□E□Ko-Slavonska □Upanija	11	Velika	15	Milanovac
2024	Legislative (unicameral)	Koprivnièko-Kri□Evaèka □Upanija	6	Kri□Evci	12	Vrtlarija Komunalnog Poduzeæa Kri□Evci (Dru□Tvene Prostorije)
2024	Legislative (unicameral)	Vara□Dinska □Upanija	5	Vara□Din	23	Birali□Te 3, Prostorije Centra Za Odgoj I Obrazovanje Tomislav □Poljar
2024	Legislative (unicameral)	□Ibensko-Kninska □Upanija	15	□Ibenik	39	Prostorije Turistièkog Ureda Jadrija
2024	Presidential	Splitsko-Dalmatinska Županija	17	Trilj	11	Oš Trilj
2024	Presidential	Splitsko-Dalmatinska Županija	17	Trogir	5	Sš "Ivan Lucić"
2024	Presidential	Osječko-Baranjska Županija	14	Valpovo	3	Srednja Škola Valpovo
2024	Presidential	Zagrebačka Županija	1	Dugo Selo	21	Vatrogasni Dom Velika Ostrna
2024	Presidential	Međimurska Županija	20	Čakovec	33	Zgrada Višenamjenske Dvorane

Continued on next page

Sample Electoral Units

Year	Type	NAME1	NAME1_b	NAME2	NAME3	NAME3_b
2020	Legislative (unicameral)	Zagrebaèka □Upanija	1	Farka□Evac	10	Dru□Tveni Dom
2020	Legislative (unicameral)	Vukovarsko-Srijemska □Upanija	16	Borovo	4	Djeèji Vrtiæ ""Zlatokosa""
2020	Legislative (unicameral)	Karlovaèka □Upanija	4	Vojniæ	11	□Iroka Rijeka - Kuæa Husein Deliæ
2020	Legislative (unicameral)	Zadarska □Upanija	13	Zadar	51	Mjesni Odbor Rièine
2020	Legislative (unicameral)	Splitsko-Dalmatinska □Upanija	17	Trilj	17	Kuæa Stipana Suèiæa U Strizirepu
2019	Presidential	Sisačko-Moslavačka Županija	3	Jasenovac	5	Pučki Dom Višnjica
2019	Presidential	Zagrebačka Županija	1	Rugvica	1	Dom U Sopi
2019	Presidential	Vukovarsko-Srijemska Županija	16	Vukovar	4	Osnovna Škola "Mitnica"
2019	Presidential	Karlovačka Županija	4	Duga Resa	22	Kuća Malović Ivice
2019	Presidential	Varaždinska Županija	5	Bednja	3	Kuća Marice Kreš
2016	Legislative (unicameral)	Lièko-Senjska □Upanija	9	Otoèac	5	Podruèna □Kola Lipovlje
2016	Legislative (unicameral)	Po□E□Ko-Slavonska □Upanija	11	Brestovac	14	Pavlovci
2016	Legislative (unicameral)	Primorsko-Goranska □Upanija	8	Rijeka	37	Prostorije ""Linguae"" □Kole Stranih Jezika
2016	Legislative (unicameral)	Lièko-Senjska □Upanija	9	Peru□Iæ	5	Kuæa Jure Jurkoviæa

Continued on next page

Sample Electoral Units

Year	Type	NAME1	NAME1_b	NAME2	NAME3	NAME3_b
2016	Legislative (unicameral)	Splitsko-Dalmatinska □Upanija	17	Vrgorac	16	Zadru□Ni Dom
2015	Legislative (unicameral)	Grad Zagreb	21	Zagreb-Centar, Zapad	261	Podruèna □Kola Vidovec
2015	Legislative (unicameral)	Grad Zagreb	21	Zagreb-Centar, Zapad	193	Èitaonica ""Vladimir Nazor""
2015	Legislative (unicameral)	Meðimurska □Upanija	20	Èakovec	13	Zgrada □Eljeznièkog Kolodvora
2015	Legislative (unicameral)	Karlovaèka □Upanija	4	Karlovac	55	Prostorije Mo Vukmaniæ
2015	Legislative (unicameral)	Bjelovarsko-Bilogorska □Upanija	7	Velika Trnovitica	5	Mjesni Dom
2014	Presidential	Splitsko-Dalmatinska Županija	17	Dicmo	4	Oš "A.starčević"
2014	Presidential	Grad Zagreb	21	Grad Zagreb	11	Elektra
2014	Presidential	Istarska Županija	18	Motovun - Montona	3	U Zgradi " Doma" Brkač
2014	Presidential	Šibensko-Kninska Županija	15	Drniš	6	Kuća Ivice Stojanovića (Škite) U Karaliću
2014	Presidential	Istarska Županija	18	Ližnjan - Lisignano	1	Dvorana U Prizemlju Općinske Zgrade
2011	Legislative (unicameral)	Po□E□Ko-Slavonska □Upanija	11	Kutjevo	11	Hrnjevac
2011	Legislative (unicameral)	Primorsko-Goranska □Upanija	8	Omi□Alj	3	Prostorije Galerije ""Njivice""

Continued on next page

Sample Electoral Units

Year	Type	NAME1	NAME1_b	NAME2	NAME3	NAME3_b
2011	Legislative (unicameral)	Po□E□Ko-Slavonska □Up-anija	11	Po□Ega	48	Bankovci
2011	Legislative (unicameral)	Primorsko-Goranska □Up-anija	8	Rijeka	53	O□ ""Nikola Tesla""
2011	Legislative (unicameral)	Osjeèko-Baranjska □Upanija	14	Levanjska Varo□	4	Dru□Tveni Dom

Sample Electoral Units (continued 2/2)

NAME3_c	Lat.	Lon.
Dravska Ulica 1	46.318	16.345
Vodena Draga Bb	45.426	15.373
Novigrad Na Dobri 19	45.471	15.443
Godinjak	45.237	17.496
Vrata, Vrata 48	45.317	14.728
Poljièki Trg 1	43.445	16.641
Milanovac 20	45.394	17.585
Ulica Ivana Lepu□Iæa 1	46.040	16.540
Jurja Kri□Aniæa 33	46.301	16.326
Jadrija	43.727	15.839
Trilj	43.618	16.724
Put Mulina 2b	43.520	16.251

Continued on next page

Sample Electoral Units (continued 2/2)

	NAME3_c	Lat.	Lon.
	Ulica Dr. Franje Tuđmana 2	45.475	18.652
	Velika Ostrna, Omladinska Bb	45.788	16.279
	Ulica Nikole Tesle 1a	46.394	16.476
	Zvonik	45.905	16.642
	N. Kovaèeviæa 2a	45.410	18.982
	□Iroka Rijeka 9	45.216	15.758
	Josipa Joviæa 1	44.105	15.250
	Strizirep	43.593	16.834
	Višnjica	45.257	16.867
	Sop	45.784	16.151
	Fruškogorska Br. 2	45.339	19.015
	Mrežnički Venac 17	45.413	15.454
	Šaša 49	46.214	15.949
	Lipovlje	44.834	15.188
	Pavlovci Bb	45.366	17.531
	Cvetkov Trg 1	45.354	14.432
	Kvarte 41 A	44.673	15.382
	Kozica	43.280	17.199
	Vidovec 51	45.899	16.035
	Trg Hrvatskih Obrambenih Snaga 8	45.814	15.926
	Kolodvorska Ulica 2	46.376	16.420
	Vukmaniæ 88	45.423	15.656
	Gornja Trnovitica 25	45.689	16.913
	Kraj 42	43.636	16.594
	Gundulićeva Ulica 32	45.809	15.972
	Brkač 28	45.331	13.800

Continued on next page

Sample Electoral Units (continued 2/2)

	NAME3_c	Lat.	Lon.
	Kod Trgovine 3	43.881	16.036
	Ližnjan 147	44.828	13.957
	Hrnjevac Bb	45.427	17.827
	Njivice, Ribarska Obala 10	45.165	14.542
	Bankovci 22	45.386	17.633
	Trg Ivana Klobuèariæa 1	45.327	14.447
	Slobodna Vlast	45.303	18.136

20.5 Aggregate Election Results

2025 Presidential - Second Round

Party	Party_b	Party_c	Votes
MILANOVIĆ, Zoran	Independent	—	1,054,619
PRIMORAC, Dragan	Independent	—	347,998

2024 Presidential - First Round

Party	Party_b	Party_c	Votes
MILANOVIĆ, Zoran	Independent	—	749,694

Continued on next page

2024 Presidential - First Round

Party	Party_b	Party_c	Votes
PRIMORAC, Dragan	Independent	—	287,637
RASPUDIĆ, Marija Selak	Independent	—	140,956
KEKIN, Ivana	We Can! – Political Platform	MOŽEMO! - POLITIÈKA PLATFORMA	134,994
JONJIĆ, Tomislav	Independent	—	75,472
BULJ, Miro	The Bridge	MOST	58,092
LOZO, Branka	Home and National Rally	DOM I NACIONALNO OKUPLJANJE	36,214
KARTELO, Niko Tokić	Independent	—	13,566

2024 Legislative (unicameral)

Party	Party_b	Party_c	Votes
Croatian Democratic Union Coalition (HDZ - HSLS - HDS - HNS - HSU)	Hrvatska Demokratska Zajednica - Hdz, Hrvatska Socijalno - Liberalna Stranka - Hsls, Hrvatska Demokršæanska Stranka - Hds, Hrvatska Narodna Stranka - Liberalni Demokrati - Hns, Hrvatska Stranka Umirovljenika - Hsu	—	638,582
Rivers of Justice (SDP - HSS - DO i SIP - NS-R - GLAS)	SOCIJALDEMOKRATSKA PARTIJA HRVATSKE - SDP, CENTAR, HRVATSKA SELJAÈKA STRANKA - HSS, ""DALIJA OREŠKOVIÆ I LJUDI S IMENOM I PREZIMENOM"" - ""DO i SIP"", NARODNA STRANKA - REFORMISTI - REFORMISTI, GRAĐANSKO-LIBERALNI SAVEZ - GLAS	—	382,906
Most - HS - NLM	Most, Hrvatski Suverenisti, Hrvatska Konzervativna Stranka - Hks, Nezavisna Lista Mladih - Nlm	—	152,797

Continued on next page

2024 Legislative (unicameral)

Party	Party_b	Party_c	Votes
Rivers of Justice (SDP - HSS - DO i SIP - GLAS)	SOCIJALDEMOKRATSKA PARTIJA HRVATSKE - SDP, CENTAR, HRVATSKA SELJAÈKA STRANKA - HSS, ""DALIJA OREŠKOVIÆ I LJUDI S IMENOM I PREZIMENOM"" - ""DO i SIP"", GRAĐANSKO-LIBERALNI SAVEZ - GLAS	—	105,391
We Can! – Political Platform	Možemo! - Politièka Platforma	—	104,878
Homeland Movement Coalition (DP - PiP)	Domovinski Pokret - Dp, Pravo I Pravda	—	75,642
Možemo – HP	Možemo! - Politièka Platforma, Hoæemo Pravedno	—	53,820
Homeland Movement Coalition (DP - PiP - DHSS - ZL - Agrameri)	Domovinski Pokret - Dp, Pravo I Pravda, Demokratski Hss - Dhss, Zelena Lista, Agrameri - Nezavisna Lista	—	41,038
UZ - SU - BUZ - DSU	Umirovljenici Zajedno - Politièka Platforma - Umirovljenici Zajedno, Stranka Umirovljenika - Su, Blok Umirovljenici Zajedno - Buz, Demokratska Stranka Umirovljenika - Dsu	—	37,081
IDS - PGS - UK - ISU - SD - NS-R - D - HL-SR	Istarski Demokratski Sabor - Ids, Primorsko Goranski Savez - Pgs, Unija Kvarnera - Unija, Istarska Stranka Umirovljenika - Partito Istriano Dei Pensionati - Isu - Pip, Socijaldemokrati, Narodna Stranka - Reformisti - Reformisti, Demokrati, Hrvatski Laburisti - Stranka Rada - Laburisti	—	28,896
DP - PiP - nazavisni - DHSS - ZL	Domovinski Pokret - Dp, Pravo I Pravda, Nezavisni, Demokratski Hss - Dhss, Zelena Lista	—	25,121
DP - PiP - DHSS - ZL	Domovinski Pokret - Dp, Pravo I Pravda, Demokratski Hss - Dhss, Zelena Lista	—	25,010
Independent Platform of the North	Nezavisna Platforma Sjevera - Nps	—	23,628
Determination and Justice	Odluènost I Pravednost - Oip	—	22,879

Continued on next page

2024 Legislative (unicameral)

Party	Party_b	Party_c	Votes
DP - PiP - Blok - Agrameri	Domovinski Pokret - Dp, Pravo I Pravda, Blok Za Hrvatsku - Blok, Agrameri - Nezavisna Lista	—	19,537
Workers' Front	Radnièka Fronta - Rf	—	15,125
HSP - HB - HDSS	Hrvatska Stranka Prava - Hsp, Hrvatsko Bilo, Hrvatska Demokratska Seljaèka Stranka - Hdss	—	14,373
Independent Democratic Serb Party	Milorad Pupovac	—	11,188
SD - IDS - PGS - HL-SR - D	Socijaldemokrati, Istarski Demokratski Sabor - Ids, Primorsko Goranski Savez - Pgs, Hrvatski Laburisti - Stranka Rada - Laburisti, Demokrati	—	10,643
Independent Democratic Serb Party	Anja Šimpraga	—	10,413
Independent Democratic Serb Party	Dragana Jeckov	—	9,974
Možemo – SJG	Možemo! - Politièka Platforma, Srð Je Grad	—	8,620
Autochthonous Croatian Party of Rights	AUTOHTONA - HRVATSKA STRANKA PRAVA - DRAŽEN KELEMINEC - A - HSP - Dražen Keleminec	—	5,333
Independent List of Viktor Šimunić	Neovisna Lista - Viktor Šimuniæ	—	4,588
AP - AS	Akcija Za Promjene, Agrarna Stranka - Pokret Za Hrvatsku Poljoprivredu	—	3,435
Bošnjaci zajedno!	Armin Hodžiæ	—	3,127
AS - AP	Agrarna Stranka - Pokret Za Hrvatsku Poljoprivredu, Akcija Za Promjene	—	3,056
Croatian Romani Union "Kali Sara"	Veljko Kajtazi	—	2,787
Democratic Union of Hungarians of Croatia	Róbert Jankovics	—	2,705
Democratic Alliance of Serbs	Srðan Milakoviæ	—	2,100
Union of Albanians of Croatia	Ermina Lekaj Prljaskaj	—	1,844
Independent	Dragan Crnogorac	—	1,796

Continued on next page

2024 Legislative (unicameral)

Party	Party_b	Party_c	Votes
NS-R - PGS - IDS - UK - SHU	Narodna Stranka - Reformisti - Reformisti, Primorsko Goranski Savez - Pgs, Istarski Demokratski Sabor - Ids, Unija Kvarnera - Unija, Stranka Hrvatskih Umirovljenika - Umirovljenici - Umirovljenici	—	1,792
Independent	Vladimir Bilek	—	1,689
Udruga Roma "Korak po Korak"	Franjo Horvat	—	1,252
SD - HL-SR - D	Socijaldemokrati, Hrvatski Laburisti - Stranka Rada - Laburisti, Demokrati	—	1,207
Independent	Šoip Šoipi	—	1,076
Righteous Croatia	Pravedna Hrvatska - Ph	—	1,053
Independent List of Damir-Kristijan Rogina	Neovisna Lista - Damir-Kristijan Rogina	—	1,044
Socialist Labour Party of Croatia	Socijalistièka Radnièka Partija Hrvatske - Srp	—	1,020
Croatian Civil Resistance Party	Hrvatska Stranka Graðanskog Otpora - Hsgo	—	907
Independent	Furio Radin	—	841
Independent	Corrado Dussich	—	816
Međimurje Democratic Union	Međimurski Demokratski Savez - Mds	—	692
Dalmatian Action	Dalmatinska Akcija - Da	—	603
Independent	Elvis Kralj	—	423
Party of Croatian Unity	Stranka Hrvatskog Zajedništva - Shz	—	206
Matica Slovačka Osijek	Ivan Komak	—	122
Independent	Sulejman Tabakoviæ	—	99

2020 Legislative (unicameral)

Party	Party_b	Party_c	Votes
Croatian Democratic Union	Hrvatska Demokratska Zajednica - Hdz	—	384,435
Rivers of Justice (SDP - HSS - HSU - SNAGA - GLAS - IDS - PGS)	Socijaldemokratska Partija Hrvatske - Sdp, Hrvatska Seljaèka Stranka - Hss, Hrvatska Stranka Umirovljenika - Hsu, Snaga - Stranka Narodnog I Graðanskog Aktivizma - Snaga, Graðansko-Liberalni Savez - Glas, Istarski Demokratski Sabor - Ids, Primorsko Goranski Savez - Pgs	—	282,016
DPMŠ - HS - BzH - HKS - HRAST - SU - ZL	Domovinski Pokret Miroslava Škore - Domovinski Pokret, Hrvatski Suverenisti, Blok Za Hrvatsku - Blok, Hrvatska Konzervativna Stranka - Hks, Hrast - Pokret Za Uspješnu Hrvatsku, Stranka Umirovljenika - Su, Zelena Lista	—	164,520
Bridge of Independent Lists	Most Nezavisnih Lista - Most	—	108,915
HDZ - HSLS	Hrvatska Demokratska Zajednica - Hdz, Hrvatska Socijalno - Liberalna Stranka - Hsls	—	97,633
HDZ - HDS	Hrvatska Demokratska Zajednica - Hdz, Hrvatska Demokršæanska Stranka - Hds	—	69,522
Rivers of Justice (SDP - IDS - PGS - HSS - HSU - SNAGA - GLAS)	Socijaldemokratska Partija Hrvatske - Sdp, Istarski Demokratski Sabor - Ids, Primorsko Goranski Savez - Pgs, Hrvatska Seljaèka Stranka - Hss, Hrvatska Stranka Umirovljenika - Hsu, Snaga - Stranka Narodnog I Graðanskog Aktivizma - Snaga, Graðansko-Liberalni Savez - Glas	—	61,035
Green-Left Coalition (M! - ZN - NL - RF - ORaH - ZG)	Možemo! - Politièka Platforma, Zagreb Je Naš!, Nova Ljevica - Nl, Radnièka Fronta - Rf, Održivi Razvoj Hrvatske - Orah, Za Grad	—	52,870

Continued on next page

2020 Legislative (unicameral)

Party	Party_b	Party_c	Votes
Green-Left Coalition (M! - NL - RF - ORaH - ZN - ZG)	Možemo! - Politièka Platforma, Nova Ljevica - Nl, Radnièka Fronta - Rf, Održivi Razvoj Hrvatske - Orah, Zagreb Je Naš!, Za Grad	—	37,461
SDP - HSS - HSU - SNAGA - GLAS - IDS - PGS - NS-R	Socijaldemokratska Partija Hrvatske - Sdp, Hrvatska Seljaèka Stranka - Hss, Hrvatska Stranka Umirovljenika - Hsu, Snaga - Stranka Narodnog I Graðanskog Aktivizma - Snaga, Graðansko-Liberalni Savez - Glas, Istarski Demokratski Sabor - Ids, Primorsko Goranski Savez - Pgs, Narodna Stranka - Reformisti - Reformisti	—	32,988
Enough of Robbery	Živi Zid, Promijenimo Hrvatsku - Ph, Hrvatska Seljaèka Stranka - Stjepan Radiæ - Hss - Sr, Stranka Ivana Pernara - Sip, Hrvatska Stranka Svih Èakavaca Kajkavaca I Štokavaca - Hssèkš, Zagorska Stranka Za Zagreb - Zsz, Nezavisna Lista Stipe Petrina - Nlsp	—	28,035
Croatian People's Party - Liberal Democrats	Hrvatska Narodna Stranka - Liberalni Demokrati - Hns	—	14,377
Green-Left Coalition (M! - RF - NL - ORaH - ZN - ZG)	Možemo! - Politièka Platforma, Radnièka Fronta - Rf, Nova Ljevica - Nl, Održivi Razvoj Hrvatske - Orah, Zagreb Je Naš!, Za Grad	—	11,322
Independent Democratic Serb Party	Milorad Pupovac	—	10,226
NS-R - HSS - HSU	Narodna Stranka - Reformisti - Reformisti, Hrvatska Seljaèka Stranka Braæe Radiæ - Hss Braæe Radiæ, Stranka Hrvatskih Umirovljenika - Umirovljenici - Umirovljenici	—	10,155
Bandić Milan 365 – Labour and Solidarity Party	""Bandiæ Milan 365 - Stranka Rada I Solidarnosti"" - ""365 Stranka Rada I Solidarnosti""	—	9,123

Continued on next page

2020 Legislative (unicameral)

Party	Party_b	Party_c	Votes
Independent Democratic Serb Party	Dragana Jeckov	—	8,045
Independent Democratic Serb Party	Boris Miloševiæ	—	7,370
Croatian Civic Party	Željko Kerum - Hrvatska Graðanska Stranka	—	6,794
Right League (NHR - HSP - GO)	Neovisni Za Hrvatsku - Nhr, Hrvatska Stranka Prava - Hsp, Generacija Obnove - Go	—	6,451
Croatian People's Party - Liberal Democrats	Hrvatska Narodna Stranka - Liberalni Demokrati - Hns, Hrvatska Seljaèka Stranka Braæe Radiæ - Hss Braæe Radiæ	—	6,213
Enough of Robbery (NLSP - AM - ZZ - PH - SIP)	Nezavisna Lista Stipe Petrina - Nlsp, Akcija Mladih - Am, Živi Zid, Promijenimo Hrvatsku - Ph, Stranka Ivana Pernara - Sip	—	6,064
ZL - NS-R - HSS - NSH - HDS	Željko Lackoviæ - Nezavisne Liste, Narodna Stranka - Reformisti - Reformisti, Hrvatska Seljaèka Stranka Braæe Radiæ - Hss Braæe Radiæ, Nezavisni Seljaci Hrvatske - Nsh, Hrvatska Demokršæanska Stranka - Hds	—	5,166
Autochthonous Croatian Party of Rights	Autohtona - Hrvatska Stranka Prava - A - Hsp	—	4,807
Pensioners Together Bloc	Blok Umirovljenici Zajedno - Buz	—	4,739
Croatian Romani Union "Kali Sara"	Veljko Kajtazi	—	3,469
Croatian Labourists - Labour Party	Demokrati, Hrvatski Laburisti - Stranka Rada	—	2,952
Democratic Union of Hungarians of Croatia	Róbert Jankovics	—	2,709
Croatian Democratic Party	Hrvatska Demokratska Stranka - Hds	—	2,272
Croatian Labourists - Labour Party	Demokrati, Hrvatski Laburisti - Stranka Rada, Lista Za Rijeku	—	2,189
Strength of Slavonia and Baranja	SNAGA SLAVONIJE I BARANJE - Snaga SiB	—	2,177
Independent Democratic Serb Party	Srðan Milakoviæ	—	1,930

Continued on next page

2020 Legislative (unicameral)

Party	Party_b	Party_c	Votes
Socialist Labour Party of Croatia	Socijalistièka Radnièka Partija Hrvatske - Srp	—	1,917
Union of Kvarner	Unija Kvarnera - Unija	—	1,830
Independent	Vladimir Bilek	—	1,470
Union of Albanians of Croatia	Ermina Lekaj Prljaskaj	—	1,405
unknown	Siniša Ljubojeviæ	—	1,137
unknown	Jovica Radmanoviæ	—	1,093
unknown	Bermin Meškiæ	—	1,060
Autochthonous Croatian Peasant Party	Autohtona - Hrvatska Seljaèka Stranka - A - Hss	—	902
Independent	Marin Škibola	—	883
unknown	Idris Sulejmani	—	835
unknown	Armin Hodžiæ	—	814
My Beloved Croatia	Moja Voljena Hrvatska - Mvh	—	783
unknown	Furio Radin	—	764
BDSH - HBPS	Braniteljsko Domoljubna Stranka Hrvatske - Bdsh, Hrvatska Braniteljska Puèka Stranka - Hbps	—	702
Independent	Irena Francekoviæ	—	673
Croatian Civil Resistance Party	Hrvatska Stranka Graðanskog Otpora - Hsgo	—	665
Croatian Labourists - Labour Party	Demokrati, Hrvatski Laburisti - Stranka Rada, Lista Za Rijeku, Zeleni Savez - Zeleni	—	642
Croatian Party of the Future	Hrvatska Stranka Buduænosti - Hsb	—	642
unknown	Franjo Horvat	—	603
Independent List of Bura	Nezavisna Lista Bura - Bura	—	548
Croatian Perspective Party	Stranka Hrvatski Vidik - Shv	—	531
Independent	Dino Debeljuh	—	499
unknown	Nedžad Hodžiæ	—	473
Croatian Community Party	Stranka Hrvatskog Zajedništva - Shz	—	354
People's Party - Reformists	Narodna Stranka - Reformisti - Reformisti	—	327
Croatian Party of Order	Hrvatska Stranka Reda - Hsr	—	311
unknown	Robert Bosak	—	286

Continued on next page

2020 Legislative (unicameral)

Party	Party_b	Party_c	Votes
Independent	Damir Grünbaum	—	258
Alphabet of Democracy	Abeceda Demokracije - Abeceda	—	204
unknown	Ivan Komak	—	176
unknown	Mensur Ferhatoviæ	—	108
unknown	Bari Ahmedi	—	43
unknown	Habib Tahiri	—	35

2019 Presidential - Second Round

Party	Party_b	Party_c	Votes
MILANOVIĆ, Zoran	Social Democratic Party	—	966,838
GRABAR-KITAROVIĆ, Kolinda	Independent	—	838,095

2019 Presidential - First Round

Party	Party_b	Party_c	Votes
MILANOVIĆ, Zoran	Social Democratic Party	—	525,602
GRABAR-KITAROVIĆ, Kolinda	Independent	—	459,213
ŠKORO, Miroslav	Independent	—	430,121
KOLAKUŠIĆ, Mislav	Independent	—	104,733
JURIČAN, Dario	Independent	—	82,618
OREŠKOVIĆ, Dalija	Independent	—	51,356
PERNAR, Ivan	Party of Ivan Pernar	—	41,089
PEOVIĆ, Katarina	Workers' Front	—	19,711
KOVAČ, Dejan	Croatian Social Liberal Party	—	17,034
ĐAPIĆ, Anto	Desno	—	3,655

Continued on next page

2019 Presidential - First Round

Party	Party_b	Party_c	Votes
BABIĆ, Nedjeljko	Hssčkš	—	2,830

2016 Legislative (unicameral)

Party	Party_b	Party_c	Votes
People's Coalition (SDP - HNS - HSS - HSU)	Socijaldemokratska Partija Hrvatske - Sdp, Hrvatska Narodna Stranka - Liberalni Demokrati - Hns, Hrvatska Seljaèka Stranka - Hss, Hrvatska Stranka Umirovljenika - Hsu	—	580,350
Croatian Democratic Union	Hrvatska Demokratska Zajednica - Hdz	—	417,336
Bridge of Independent Lists	Most Nezavisnih Lista - Most	—	170,577
HDZ Coalition (HDZ - HSLS)	Hrvatska Demokratska Zajednica - Hdz, Hrvatska Socijalno - Liberalna Stranka - Hsls	—	119,918
HDZ Coalition (HDZ - HDS)	Hrvatska Demokratska Zajednica - Hdz, Hrvatska Demokršæanska Stranka - Hds	—	84,954
For Prime Minister (BM 365 - NS - R - NV - HSS SR - BUZ)	""Bandiæ Milan 365 - Stranka Rada I Solidarnosti"" - ""Stranka Rada I Solidarnosti"", Narodna Stranka - Reformisti - Reformisti, Novi Val - Stranka Razvoja - Novi Val, Hrvatska Seljaèka Stranka - Stjepan Radiæ - Hss - Sr, Blok Umirovljenici Zajedno - Buz	—	70,489
Even Stronger Istria Coalition (IDS - PGS - LzR)	Istarski Demokratski Sabor - Ids, Primorsko Goranski Savez - Pgs, Lista Za Rijeku - Ri	—	35,875
HDSSB Coalition (HDSSB - HKS)	Hrvatski Demokratski Savez Slavonije I Baranje - Hdssb, Hrvatska Konzervativna Stranka - Hks	—	22,618

Continued on next page

2016 Legislative (unicameral)

Party	Party_b	Party_c	Votes
Coalition Move (HSP - HČSP - ABH - OS)	Hrvatska Stranka Prava - Hsp, Hrvatska Èista Stranka Prava - Hèsp, Akcija Za Bolju Hrvatsku - Abh, Obiteljska Stranka - Os	—	11,993
Independent Democratic Serb Party	MILE HORVAT, dipl. iur.	—	11,623
Independent Democratic Serb Party	BORIS MILOŠEVIÆ, dipl. iur.	—	10,915
Homeland Coalition (HSP AS - DESNO - HKDU - USP - HDS)	Hrvatska Stranka Prava Dr. Ante Starèeviæ - Hsp As, Demokratski Savez Nacionalne Obnove - Desno, Hrvatska Kršæanska Demokratska Unija - Dr. Marko Veselica - Hkdu - Dr. Marko Veselica, Ujedinjena Stranka Prava - Usp, Hrvatska Demokratska Stranka - Hds	—	7,117
Croatian Party of Pensioners	Stranka Umirovljenika - Su	—	6,131
NLSP - SH - PZ - ORaH	NEZAVISNA LISTA STIPE PETRINA - NLSP, SLOBODNA HRVATSKA - SH, POKRET ZAJEDNO, ODRŽIVI RAZVOJ HRVATSKE - ORaH	—	6,062
NLSP - SH - PZ - ORaH - SHZ - SU	NEZAVISNA LISTA STIPE PETRINA - NLSP, SLOBODNA HRVATSKA - SH, POKRET ZAJEDNO, ODRŽIVI RAZVOJ HRVATSKE - ORaH, STRANKA HRVATSKOG ZAJEDNIŠTVA - SHZ, STRANKA UMIROVLJENIKA - SU	—	5,935
Autochthonous Croatian Party of Rights	Autohtona - Hrvatska Stranka Prava - A - Hsp	—	5,710
Croatian Labourists - Labour Party	Hrvatski Laburisti - Stranka Rada - Laburisti	—	4,425
Socialist Labour Party of Croatia	Socijalistièka Radnièka Partija Hrvatske - Srp	—	3,230
Let's Unblock Croatia	Blokirani - Deblokirajmo Hrvatsku	—	2,690
unknown	Róbert Jankovics	—	2,583

Continued on next page

2016 Legislative (unicameral)

Party	Party_b	Party_c	Votes
Even Stronger Istria Coalition (PGS - IDS - LzR)	Primorsko Goranski Savez - Pgs, Istarski Demokratski Sabor - Ids, Lista Za Rijeku - Ri	—	2,286
unknown	Šandor Juhas	—	2,270
unknown	SRĐAN MILAKOVIÆ, mag. iur.	—	2,239
unknown	SINIŠA LJUBOJEVIÆ, struè. spec. ing. el.	—	2,022
unknown	Veljko Kajtazi	—	1,855
Women's Democratic Party	Demokratska Stranka Žena - Dsž	—	1,815
unknown	JOVICA RADMANOVIÆ, mag. ing. el.	—	1,756
Istrian Democrats	Istarski Demokrati - Democratici Istriani - Id - Di	—	1,527
Homeland Coalition (HSP AS - Desno - HKDU - USP - HDS)	Hrvatska Stranka Prava Dr. Ante Starèeviæ - Hsp As, Demokratski Savez Nacionalne Obnove - Desno, Hrvatska Kršæanska Demokratska Unija - Dr. Marko Veselica - Hkdu - Dr. Marko Veselica, Hrvatska Demokratska Stranka - Hds, Ujedinjena Stranka Prava - Usp	—	1,445
unknown	Furio Radin	—	1,443
unknown	JOVAN AJDUKOVIÆ, dipl. iur.	—	1,375
unknown	Vladimir Bilek	—	1,282
NLSP - SH PZ - ORaH - SU	NEZAVISNA LISTA STIPE PETRINA - NLSP, SLOBODNA HRVATSKA - SH, POKRET ZAJEDNO, ODRŽIVI RAZVOJ HRVATSKE - ORaH, STRANKA UMIROVLJENIKA - SU	—	1,262
Very Small Party	Sasvim Mala Stranka - Sms	—	1,218
unknown	Ermina Lekaj Prljaskaj	—	1,113
Croatian People's Defense Party	Hrvatska Braniteljska Puèka Stranka - Hbps	—	1,063

Continued on next page

2016 Legislative (unicameral)

Party	Party_b	Party_c	Votes
Homeland Coalition (HSP AS - HKDU - USP - Desno - HDS)	Hrvatska Stranka Prava Dr. Ante Starèeviæ - Hsp As, Hrvatska Kršæanska Demokratska Unija - Dr. Marko Veselica - Hkdu - Dr. Marko Veselica, Ujedinjena Stranka Prava - Usp, Demokratski Savez Nacionalne Obnove - Desno, Hrvatska Demokratska Stranka - Hds	—	1,010
Veterans' Patriotic Party of Croatia	Braniteljsko Domoljubna Stranka Hrvatske - Bdsh	—	954
Zagorje Party - Croatian Party of Pensioners	Zagorska Stranka - Zs, Stranka Umirovljenika - Su	—	836
unknown	Idris Sulejmani	—	801
Croatian Party of Rights 1861	Hrvatska Stranka Prava - 1861 - Hsp - 1861	—	759
Croatian Republican Party	Hrvatska Radnièka Stranka - Hrs	—	743
Homeland Coalition (HSP AS - HKDU - HDS - USP - Desno)	Hrvatska Stranka Prava Dr. Ante Starèeviæ - Hsp As, Hrvatska Kršæanska Demokratska Unija - Dr. Marko Veselica - Hkdu - Dr. Marko Veselica, Hrvatska Demokratska Stranka - Hds, Ujedinjena Stranka Prava - Usp, Demokratski Savez Nacionalne Obnove - Desno	—	664
unknown	NEDŽAD HODŽIÆ, dipl. ing.	—	622
Međimurje Democratic Alliance	Međimurski Demokratski Savez - Mds	—	621
unknown	MIRSAD SREBRENIKOVIÆ, dipl. iur.	—	582
Croatian Party of Order	Hrvatska Stranka Reda - Hsr	—	571
unknown	Maurizio Zennaro	—	545
Active Veterans and Pensioners of Croatia	Aktivni Branitelji I Umirovljenici Hrvatske - Abu Hrvatske	—	415
Croatian Aspect Party	Stranka Hrvatski Vidik - Shv	—	334
Development and Progress Party	Stranka Razvoja I Napretka - Srna	—	321
Party of Development and Progress	Neovisna Lista - Željko Knapiæ	—	318
unknown	NURA ISMAILOVSKI, mag. pharm.	—	275
Independent	Dragutin Dukiæ	—	266
unknown	Ivan Komak	—	241

Continued on next page

2016 Legislative (unicameral)

Party	Party_b	Party_c	Votes
unknown	ALIJA AVDIÆ, dipl. krim.	—	113
unknown	DUŠKO KOSTIÆ, mag. prim. educ.	—	113
unknown	Nataša Avdagiæ	—	100
unknown	Rusmir Akšamija	—	69
unknown	Orhan Memedi	—	57
unknown	Bari Ahmedi	—	29
unknown	Sead Braco Hasanoviæ	—	28

2015 Legislative (unicameral)

Party	Party_b	Party_c	Votes
Croatia is Growing (SDP - HNS - HSU - HLSR - A-HSS - ZS)	Socijaldemokratska Partija Hrvatske - Sdp, Hrvatska Narodna Stranka - Liberalni Demokrati - Hns, Hrvatska Stranka Umirovljenika - Hsu, Hrvatski Laburisti - Stranka Rada, Autohtona - Hrvatska Seljaèka Stranka - A - Hss, Zagorska Stranka - Zs	—	624,916
Patriotic Coalition (HDZ - HSS - HSP AS - BUZ - HSLS - Hrast - HDS - ZDS)	Hrvatska Demokratska Zajednica - Hdz, Hrvatska Seljaèka Stranka - Hss, Hrvatska Stranka Prava Dr. Ante Starèeviæ - Hsp As, Blok Umirovljenici Zajedno - Buz, Hrvatska Socijalno - Liberalna Stranka - Hsls, Hrast - Pokret Za Uspješnu Hrvatsku, Hrvatska Demokršæanska Stranka - Hds, Zagorska Demokratska Stranka - Zds	—	588,614
Bridge of Independents	Most Nezavisnih Lista - Most	—	275,566

Continued on next page

2015 Legislative (unicameral)

Party	Party_b	Party_c	Votes
Patriotic Coalition (HDZ - HSS - HSP AS - BUZ - HSLS - HDS - ZDS - Hrast)	Hrvatska Demokratska Zajednica - Hdz, Hrvatska Seljaèka Stranka - Hss, Hrvatska Stranka Prava Dr. Ante Starèeviæ - Hsp As, Blok Umirovljenici Zajedno - Buz, Hrvatska Socijalno - Liberalna Stranka - Hsls, Hrvatska Demokršæanska Stranka - Hds, Zagorska Demokratska Stranka - Zds, Hrast - Pokret Za Uspješnu Hrvatsku	—	89,217
Labour and Solidarity (BM 365 - DPS - DSŽ - HES - HRS - ID - MS - NSH - NV - SU - UDU - Zeleni - ZS)	""Bandiæ Milan 365 - Stranka Rada I Solidarnosti"", Demokratska Prigorsko - Zagrebaèka Stranka - Dps, Demokratska Stranka Žena - Dsž, Hrvatska Europska Stranka - Hes, Hrvatska Radnièka Stranka - Hrs, Hrvatska Stranka Zelenih - Eko Savez - Zeleni, Istarski Demokrati - Democratici Istriani - Id - Di, Meðimurska Stranka - Ms, Nezavisni Seljaci Hrvatske - Nsh, Novi Val - Stranka Razvoja - Novi Val, Stranka Umirovljenika - Su, Umirovljenièka Demokratska Unija - Udu, Zeleni Savez - Zeleni, Zelena Stranka - Zs	—	64,120
Croatia is Growing (SDP - HNS - HSU - HLSR - A-HSS - ZS - SDSS)	Socijaldemokratska Partija Hrvatske - Sdp, Hrvatska Narodna Stranka - Liberalni Demokrati - Hns, Hrvatska Stranka Umirovljenika - Hsu, Hrvatski Laburisti - Stranka Rada, Autohtona - Hrvatska Seljaèka Stranka - A - Hss, Zagorska Stranka - Zs, Samostalna Demokratska Srpska Stranka - Sdss	—	51,562
Right to Our Own (IDS - PGS - RI)	Istarski Demokratski Sabor - Ids, Primorsko Goranski Savez - Pgs, Lista Za Rijeku - Ri	—	36,961

Continued on next page

2015 Legislative (unicameral)

Party	Party_b	Party_c	Votes
Sustainable Development of Croatia	ODRŽIVI RAZVOJ HRVATSKE - ORaH	—	35,023
Croatian Democratic Alliance of Slavonia and Baranja	Hrvatski Demokratski Savez Slavonije I Baranje - Hdssb	—	29,328
In the Name of the Family - Project Homeland	U Ime Obitelji - Projekt Domovina	—	21,031
Successful Croatia (NS-R - NHPS - Pensioners - ZF - DDS)	Narodna Stranka - Reformisti - Reformisti, Naprijed Hrvatska! - Progresivni Savez Ive Josipoviæa, Stranka Hrvatskih Umirovljenika - Umirovljenici, Zeleni Forum, Dubrovaèki Demokratski Sabor - Dds	—	19,729
HKS - HSP - OS	Hrvatska Konzervativna Stranka - Hks, Hrvatska Stranka Prava - Hsp, Obiteljska Stranka - Os	—	12,797
Authentic Croatian Party of Rights	Autohtona - Hrvatska Stranka Prava - A - Hsp	—	10,969
Independent Democratic Serb Party	MILE HORVAT, dipl. iur.	—	10,702
Successful Croatia (NHPS - NS-R - Pensioners - ZF - DDS)	Naprijed Hrvatska! - Progresivni Savez Ive Josipoviæa, Narodna Stranka - Reformisti - Reformisti, Stranka Hrvatskih Umirovljenika - Umirovljenici, Zeleni Forum, Dubrovaèki Demokratski Sabor - Dds	—	10,213
Independent Democratic Serb Party	Mirko Raškoviæ	—	9,839
Human Shield - Youth Action	Živi Zid, Akcija Mladih - Am	—	6,190
Youth Action	Akcija Mladih - Am	—	5,679

Continued on next page

2015 Legislative (unicameral)

Party	Party_b	Party_c	Votes
Labour and Solidarity	""Bandiæ Milan 365 - Stranka Rada I Solidarnosti"", Istarski Demokrati - Democratici Istriani - Id - Di, Demokratska Prigorsko - Zagrebaèka Stranka - Dps, Demokratska Stranka Žena - Dsž, Hrvatska Europska Stranka - Hes, Hrvatska Radnièka Stranka - Hrs, Hrvatska Stranka Zelenih - Eko Savez - Zeleni, Meðimurska Stranka - Ms, Neza-visni Seljaci Hrvatske - Nsh, Novi Val - Stranka Razvoja - Novi Val, Stranka Umirovljenika - Su, Umirovljenièka Demokratska Unija - Udu, Zeleni Savez - Zeleni, Zelena Stranka - Zs	—	4,877
Croatian Dawn - Party of the People	Hrvatska Zora Stranka Naroda - Hz	—	4,093
Independent	Željko Lackoviæ	—	3,951
Independent	SRĐAN MILAKOVIÆ, mag. prava	—	2,846
Independent List of Damir Bajs	Neovisna Lista - Damir Bajs	—	2,578
Independent	SINIŠA LJUBOJEVIÆ, struè. spec. ing. el.	—	2,516
HKDU–HDS–ND	Hrvatska Kršæanska Demokratska Unija - Hkdu, Hrvatska Demokratska Stranka, Nacionalni Demokrati - Nd	—	2,180
Alliance of Hungarian Associations	Šandor Juhas	—	2,121
Socialist Labour Party of Croatia	Socijalistièka Radnièka Partija Hrvatske - Srp	—	2,111
Democratic Union of Hungarians of Croatia	Róbert Jankovics	—	2,094
Croatian Civic Party	Željko Kerum - Hrvatska Graðanska Stranka	—	2,050
Croatian Romani Union "Kali Sara"	Veljko Kajtazi	—	1,811

Continued on next page

2015 Legislative (unicameral)

Party	Party_b	Party_c	Votes
Successful Croatia	Narodna Stranka - Reformisti - Reformisti, Dubrovaèki Demokratski Sabor - Dds, Naprijed Hrvatska! - Progresivni Savez Ive Josipoviæa, Stranka Hrvatskih Umirovljenika - Umirovljenici, Zeleni Forum	—	1,737
Our Party	JOVAN AJDUKOVIÆ, dipl. iur.	—	1,602
Independent	Vladimir Bilek	—	1,538
Democratic Alliance of National Reconstruction	Demokratski Savez Nacionalne Obnove - Desno	—	1,462
Independent	Furio Radin	—	1,354
Workers' Front	Radnièka Fronta - Rf	—	1,142
FAI - KUANM - HASI - UKURH	ERMINA LEKAJ PRLJASKAJ, dipl. iur.	—	887
Serbian Justice Party	mr. sc. DUŠAN BJELAJAC, dr. med.	—	801
Forward Croatia!	Željko Balog	—	728
Bosniak Democratic Party of Croatia	NEDŽAD HODŽIÆ, dipl. ing.	—	699
Međimurje Democratic Alliance	Međimurski Demokratski Savez - Mds	—	689
Party of Democratic Action of Croatia	MIRSAD SREBRENIKOVIÆ, dipl. iur.	—	660
Labour and Solidarity (BM 365 - DPS - DSŽ - HES - HRS - ID - MS - NSH - NV - SU - UDU - Zeleni - ZS)	Muhamed Zahiroviæ	—	603
Independent	Maurizio Zennaro	—	599
Albanian Community of Istria County	Idris Sulejmani	—	555
Our Party	SLAVKO MIRNIÆ, prof.	—	529
Our Party	DRAGAN TODIÆ, dipl. iur.	—	519
Independent	Ivan Komak	—	498
Luna	Robert Bosak	—	462
Independent	Željko Knapiæ	—	445
Serbian Justice Party	NENAD VLAHOVIÆ, mag. iur.	—	438
HKDU - HDS - ND	Hrvatska Kršæanska Demokratska Unija - Hkdu, Nacionalni Demokrati - Nd, Hrvatska Demokratska Stranka	—	391
Serbian Justice Party	Dragoljub Petroviæ	—	355
Independent List of Mira Davidovic	Neovisna Lista - Mira Davidoviæ	—	339
Forward Croatia!	Alen Džomba	—	301

Continued on next page

2015 Legislative (unicameral)

Party	Party_b	Party_c	Votes
Independent	Jonuz Aliti	—	274
Independent	DUŠKO KOSTIÆ, mag. prim. educ.	—	251
Bosnian Party of Croatia	ALIJA AVDIÆ, dipl. krim.	—	170
Russian Association	Dubravka Rašljanin	—	170
Croatian Party of Order	Hrvatska Stranka Reda - Hsr	—	150
Sustainable Development of Croatia	Daniela Dapas	—	134
Slovenian Cultural Society	SABINA KOŽELJ-HORVAT, ing.	—	127
Bosnian National Community	SENAD PRŠIÆ, struè. spec. oec.	—	113
Association of Germans and Austrians	Vesna Pichler	—	56
Union of Russians	Jelena Zariènaja Jindra	—	51
Independent	LUTVIJA GRACA, dipl. ing. str.	—	50
Independent	Bari Ahmedi	—	37
Independent	Sulejman Tabakoviæ	—	36
Independent	Suad Salkiæ	—	21
Independent	Zvonko Kalanjoš	—	15

2014 Presidential - Second Round

Party	Party_b	Party_c	Votes
GRABAR-KITAROVIĆ, Kolinda	Croatian Democratic Union	—	1,022,025
JOSIPOVIĆ, Ivo	Independent	—	1,009,849

2014 Presidential - First Round

Party	Party_b	Party_c	Votes
JOSIPOVIĆ, Ivo	Independent	—	638,885

Continued on next page

2014 Presidential - First Round

Party	Party_b	Party_c	Votes
GRABAR-KITAROVIĆ, Kolinda	Croatian Democratic Union	—	613,045
SINČIĆ, Ivan	Human Shield	—	275,026
KUJUNDŽIĆ, Milan	Alliance for Croatia	—	104,763

2011 Legislative (unicameral)

Party	Party_b	Party_c	Votes
Kukuriku Coalition (SPH - HNS - LD - IDS - HSU)	Socijaldemokratska Partija Hrvatske - Sdp , Hrvatska Narodna Stranka - Liberalni Demokrati - Hns , Istarski Demokratski Sabor - Ids , Hrvatska Stranka Umirovljenika - Hsu	—	784,407
Croatian Democratic Union	Hrvatska Demokratska Zajednica - Hdz	—	311,778
HDZ Coalition (HDZ - HGS)	Hrvatska Demokratska Zajednica - Hdz , Hrvatska Graðanska Stranka - Hgs	—	148,296
Croatian Labourists – Labour Party	Hrvatski Laburisti-Stranka Rada	—	112,363
Independent	Independent	—	103,291
Kukuriku Coalition (SPH - HNS - LD - IDS - HSU)	Socijaldemokratska Partija Hrvatske - Sdp, Hrvatska Narodna Stranka - Liberalni Demokrati - Hns, Istarski Demokratski Sabor - Ids, Hrvatska Stranka Umirovljenika - Hsu	—	98,197
Croatian Democratic Alliance of Slavonia and Baranja	Hrvatski Demokratski Savez Slavonije I Baranje - Hdssb	—	66,244
Croatian Social Liberal Party	Hrvatska Socijalno-Liberalna Stranka - Hsls	—	60,172
Croatian Party of Rights	Hrvatska Stranka Prava - Hsp	—	56,228
Croatian Party of Rights — Dr. Ante Starčević - Croatian Party of Rights	Hrvatska Stranka Prava Dr.ante Starèeviæ - Hsp Dr.ante Starèeviæ , Hrvatska Èista Stranka Prava - Hèsp	—	54,018

Continued on next page

2011 Legislative (unicameral)

Party	Party_b	Party_c	Votes
Independent Democratic Serb Party	Samostalna Demokratska Srpska Stranka - Sdss	—	46,667
HSS - ZS - SP	Hrvatska Seljaèka Stranka - Hss	—	45,516
BUZ - PGS - HRS	Blok Umirovljenici Zajedno - Buz , Primorsko Goranski Savez - Pgs , Hrvatska Radnièka Stranka - Hrs	—	44,052
HDZ Coalition (HDZ - DC)	Hrvatska Demokratska Zajednica - Hdz , Demokratski Centar - Dc	—	43,110
Croatian Growth	Hrvatski Rast - Hrast	—	27,268
HSS - ZS - SP	Hrvatska Seljaèka Stranka - Hss , Zelena Stranka - Zs , Stranka Penzionera - Sp	—	19,651
Ladonja	Ladonja	—	10,454
BUZ - PGS - HRS	Primorsko Goranski Savez - Pgs , Blok Umirovljenici Zajedno - Buz , Hrvatska Radnièka Stranka - Hrs	—	9,309
HSP - HS NS	Hrvatska Stranka Prava - Hsp , ""Hrvatska Straa"" Nacionalna Stranka - Hs Ns	—	9,283
Women's Democratic Party	Demokratska Stranka Ena - Ds	—	8,366
BUZ - PGS - HRS	Blok Umirovljenici Zajedno - Buz, Primorsko Goranski Savez - Pgs, Hrvatska Radnièka Stranka - Hrs	—	7,907
Green List	Zelena Lista	—	7,814
Youth Action	Akcija Mladih - Am	—	7,331
HSLS - ZDS	Hrvatska Socijalno-Liberalna Stranka - Hsls , Zagorska Demokratska Stranka - Zds	—	6,852
ABH - HDS - JH	Akcija Za Bolju Hrvatsku - Abh , Jedino Hrvatska - Pokret Za Hrvatsku - Jedino Hrvatska	—	6,489
ASH - SUH - SSU	Akcija Socijaldemokrata Hrvatske - Ash , Stranka Umirovljenika Hrvatske-Blok Umirovljenici Zajedno - Suh , Splitska Stranka Umirovljenika - Ssu	—	6,325

Continued on next page

2011 Legislative (unicameral)

Party	Party_b	Party_c	Votes
Croatian Party of Rights — Dr. Ante Starčević - Croatian Party of Rights	Hrvatska Stranka Prava Dr.ante Starèeviæ - Hsp Dr.ante Starèeviæ, Hrvatska Èista Stranka Prava - Hèsp	—	6,278
A-HSS - SP	Autohtona - Hrvatska Seljaèka Stranka - A-Hss , Savez Za Promjene - Sp	—	5,724
Independent	Neovisni Kandidat	—	5,636
SNS - DPS - NS	Srpska Narodna Stranka - Sns , Demokratska Partija Srba - Dps , Naa Stranka - Ns	—	5,341
Autochthonous Croatian Party of Rights	Autohtona-Hrvatska Stranka Prava - A-Hsp	—	5,222
Socialist Labour Party of Croatia	Socijalistièka Radnièka Partija Hrvatske - Srp	—	4,719
HDS - JH	Hrvatska Demokræanska Stranka - Hds , Jedino Hrvatska - Pokret Za Hrvatsku - Jedino Hrvatska	—	4,709
SNS - DPS - NS	Srpska Narodna Stranka - Sns, Demokratska Partija Srba - Dps , Naa Stranka - Ns	—	4,591
AMD - HSM	Agenda Mladih Demokrata - Amd , Hrvatska Stranka Mladih - Hsm	—	3,867
AM - RI - SUH	Akcija Mladih - Am , Lista Za Rijeku - Lista-Ri , Stranka Umirovljenika Hrvatske-Blok Umirovljenici Zajedno - Suh	—	3,828
Democratic Party of Slavonia Plain	Demokratska Stranka Slavonske Ravnice - Slavonska Ravnica	—	3,709
Croatian Democratic Peasant Party	Hrvatska Demokratska Seljaèka Stranka - Hdss	—	3,671
Zagreb Independent List	Zagrebaèka Nezavisna Lista - Znl	—	2,799
Croatian Green Party - Eco Green Alliance	Hrvatska Stranka Zelenih - Eko Savez - Zeleni	—	2,758
HSS - ZS - SP	Hrvatska Seljaèka Stranka - Hss, Zelena Stranka - Zs, Stranka Penzionera - Sp	—	2,743
Greens Together	Zeleni Zajedno	—	2,690

Continued on next page

2011 Legislative (unicameral)

Party	Party_b	Party_c	Votes
Alphabet of Democracy	Abeceda Demokracije - Abeceda	—	2,628
SMU	Savez Maðarskih Udruga - Smu	—	2,339
SP - A-HSS	Savez Za Promjene - Sp , Autohtona - Hrvatska Seljaèka Stranka - A-Hss	—	2,302
Democratic Union of Hungarians of Croatia	Demokratska Zajednica Maðara Hrvatske - Dzmh	—	2,219
A-HSS - DPS - SP	Savez Za Promjene - Sp , Autohtona - Hrvatska Seljaèka Stranka - A-Hss , Demokratska Prigorsko-Zagrebaèka Stranka - Dps	—	2,177
ASH - SUH - SSU	Akcija Socijaldemokrata Hrvatske - Ash , Splitska Stranka Umirovljenika - Ssu , Stranka Umirovljenika Hrvatske-Blok Umirovljenici Zajedno - Suh	—	2,115
I Love Croatia	Volim Hrvatsku - Vh	—	2,051
Alliance for Change	Savez Za Promjene - Sp	—	1,765
Green Party	Zelena Stranka - Zs	—	1,682
A-HSS - SP - DPS	Autohtona - Hrvatska Seljaèka Stranka - A-Hss , Savez Za Promjene - Sp , Demokratska Prigorsko-Zagrebaèka Stranka - Dps	—	1,634
Zagorje Party	Zagorska Stranka - Zs	—	1,629
National Democrats of Croatia	Nacionalni Demokrati - Nd	—	1,592
Međimurje Democratic Alliance	Međimurski Demokratski Savez - Mds	—	1,548
Bosniak Democratic Party of Croatia	Bonjaèka Demokratska Stranka Hrvatske - Bdsh	—	1,507
Family Party	Obiteljska Stranka - Os	—	1,459
Istrian Independent Social Democratic Party	Istarska Socijaldemokratska Nezavisna Stranka - Isdns	—	1,444
ASH - SUH - SSU - LISTA-RI	Akcija Socijaldemokrata Hrvatske - Ash , Stranka Umirovljenika Hrvatske-Blok Umirovljenici Zajedno - Suh , Splitska Stranka Umirovljenika - Ssu , Lista Za Rijeku - Lista-Ri	—	1,415

Continued on next page

2011 Legislative (unicameral)

Party	Party_b	Party_c	Votes
Union of Albanians of Croatia	Unija Zajednica Albanaca U Republici Hrvatskoj	—	1,383
Greens	Zelena Stranka-Zelena Alternativa - Zeleni	—	1,332
Croatian Union Party	Stranka Hrvatskog Zajednitva - Shz	—	1,249
unknown	Hrvatska 21. Stoljeæa - Hrvatska 21.	—	1,247
ASH - SUH - SSU	Akcija Socijaldemokrata Hrvatske - Ash, Stranka Umirovljenika Hrvatske-Blok Umirovljenici Zajedno - Suh, Splitska Stranka Umirovljenika - Ssu	—	1,241
Party of Democratic Action of Croatia	Stranka Demokratske Akcije Hrvatske - Sda Hrvatske	—	1,007
Voice of Reason	Glas Razuma	—	1,003
Croatian Demochristian Party	Hrvatska Demokræanska Stranka - Hds	—	931
SP - A-HSS	Savez Za Promjene - Sp, Autohtona - Hrvatska Seljaèka Stranka - A-Hss	—	906
unknown	HRVATSKA 21. STOLJEÆA - HRVATSKA 21. , Nositelj liste: NATAA SRDOÈ	—	856
Croatian European Party	Hrvatska Europska Stranka - Hes	—	819
unknown	Udruga Srba Osjeèko-Baranjske Upanije - U.s.o.b..	—	814
unknown	Centar Za Provedbu Integracija U Europsku Uniju - Cpi Eu	—	785
unknown	Akcija Za Bolju Hrvatsku - Abh, Hrvatska Demokræanska Stranka - Hds, Jedino Hrvatska - Pokret Za Hrvatsku - Jedino Hrvatska	—	778
unknown	Èeka Beseda Konèanica , Matica Slovaèka Josipovac , Èeka Beseda Sisak	—	777
unknown	Savez Slovaka - Zvaz Slovakov - Ssl-Zsl	—	745
unknown	Krovna Zajednica Bajaa Hrvatske	—	689
Croatian Christian Democratic Union	Hrvatska Kræanska Demokratska Unija - Hkdu	—	548
unknown	Njemaèko-Austrijska Unija	—	508

Continued on next page

2011 Legislative (unicameral)

Party	Party_b	Party_c	Votes
unknown	Nova Hrvatska - Nh	—	469
unknown	Zeleni Hrvatske - Zeleni Hr	—	454
unknown	ZELENA STRANKA - ZS , Nositelj liste: mr.sc. ALJOA BABIÆ	—	441
Dalmatian Liberal Party	Dalmatinska Liberalna Stranka - Dls	—	383
unknown	Njemaèka Zajednica - Zemaljska Udruga Podunavskih Vaba U Hrvatskoj	—	349
unknown	Agenda Mladih Demokrata - Amd, Hrvatska Stranka Mladih - Hsm	—	328
Socialist Party of Croatia	Socijalistièka Partija Hrvatske - Sph	—	232
unknown	Zagorska Demokratska Stranka - Zds	—	224
unknown	Udruga Za Razvoj I Bolji Ivot Roma - Uzribr, Romska Udruga Umirovljenika - Ruu	—	219
unknown	ABECEDA DEMOKRACIJE - ABECEDA , Nositelj liste: VLADIMIR PAVLETIÆ, dipl.ing.graditeljstva	—	171
unknown	Bonjaèka Nacionalna Zajednica Hrvatske	—	171
unknown	Ukrajinska Zajednica Republike Hrvatske	—	168
unknown	Udruga Albanaca Zadarske Upanije - Uaz	—	156
unknown	Udruga Roma Osjeèko-Baranjske Upanije	—	150
unknown	Zajednica Makedonaca U Republici Hrvatskoj	—	149
unknown	Kulturno Umjetnièko Drutvo ""Joakim Hardi"" Petrovci	—	125
unknown	Mrea Romskih Udruga Hrvatske Slavonski Brod - Mruhsb	—	109
unknown	Jedino Hrvatska - Pokret Za Hrvatsku - Jedino Hrvatska	—	103
unknown	Udruga Roma Zagreb I Zagrebaèke Upanije	—	86

Continued on next page

2011 Legislative (unicameral)

Party	Party_b	Party_c	Votes
unknown	Udruga Graðana Albanske Nacionalne Manjine Grada Poreèa I Poretine - Udruga Albanske Nacionalne Manjine Poretine	—	62
unknown	Akcija Socijaldemokrata Hrvatske - Ash, Stranka Umirovljenika Hrvatske-Blok Umirovljenici Zajedno - Suh , Splitska Stranka Umirovljenika - Ssu	—	57
unknown	Idovska Kulturna Scena ""Bejahad""	—	57
unknown	Demokratski Savez Bonjaka Slavonije I Baranje - Dsbsb	—	39
unknown	Koalicija Roma Hrvatske - Kruh	—	33
unknown	Hrvatska Romska Demokratska Stranka - Hrds	—	32
unknown	Udruga ""Za Boljitak"" Roma Meðimurja	—	32
unknown	Narodni Savez Nijemaca Hrvatske	—	31
unknown	Poljska Kulturna Udruga ""Mikolaj Kopernik""	—	28
unknown	Unija Roma Hrvatske - Urh	—	20
unknown	Poljska Kulturna Udruga ""Fryderyk Chopin"" Rijeka - Polskie Towarzystwo Kulturalne ""Fryderyk Chopin"" Rijeka - Pku ""Fryderyk Chopin"" Rijeka	—	12

20.6 Electoral Geography

0

Electoral Units in 2025 | Geometry Type: Thiessen | Spatial Units: 5,323 (Years also geocoded at this level: 2011, 2014, 2015, 2016, 2019, 2020, 2024)

21 Cyprus

21.1 Notes

- Smallest physical unit: Polling Station

21.2 Data Source(s)

- Υ π ο υ ρ γ ε ☒ ο Ε σ ω τ ε ρ ι κ ☒ ν (Ministry of Interior)

21.3 Elections Summary

Elections Summary

Year	Election Type	Data Units	Spatial Units	% Geocoded
2023	Presidential	1144	397	99.9%
2021	Legislative (unicameral)	1220	403	99.9%
2018	Presidential	1119	403	100.0%
2016	Legislative (unicameral)	1184	403	100.0%
2013	Presidential	1133	402	99.9%
2011	Legislative (unicameral)	1241	403	99.9%
2008	Presidential	1150	406	99.9%
2006	Legislative (unicameral)	1242	409	99.9%
2003	Presidential	1071	410	99.9%
2001	Legislative (unicameral)	1244	413	99.9%

21.4 Sample Electoral Units

Sample Electoral Units

Year	Type	NAME1	NAME2	NAME3	NAME4	NAME5	Lat.	Lon.
2023	Presidential	Lefkosia	Lefkosia	Strovolos	Lykeio Apostolou Varnava	Centre Β	35.131	33.359
2023	Presidential	Larnaka	Larnaka	Larnaka	Dim. Scholeio Agiou Ioannou	Centre Θ	34.924	33.624
2023	Presidential	Pafos	Pafos	Salamiou	Politistiko Kentro Salamious	Centre Α	34.840	32.689
2023	Presidential	Larnaka	Larnaka	Larnaka	Dimotiko Scholeio Drosias	Centre Κ	34.917	33.608
2023	Presidential	Pafos	Pafos	Pegeia	Dimotiko Scholeio Pegeias	Centre Γ	34.883	32.387
2021	Legislative (unicameral)	Pafos	Pafos	Tsada	Perifereiako Dim Scholeio Tsadas	Centre Α	34.839	32.475
2021	Legislative (unicameral)	Larnaka	Larnaka	Xylofagou	A Dim. Scholeio Xylofagou	Centre Ε	34.976	33.849
2021	Legislative (unicameral)	Lemesos	Lemesos	Lemesos	Ε ☒ Dimotiko Scholeio Agiou Ioanni	Centre Θ	34.673	32.694
2021	Legislative (unicameral)	Lefkosia	Lefkosia	Lefkosia	G Dim. Schol. Pallouriotissas	Centre Λ	35.174	33.379
2021	Legislative (unicameral)	Lemesos	Lemesos	Palodia	Dimosio Nipiagogeio Palodias	Centre Α	34.745	33.006
2018	Presidential	Larnaka	Larnaka	Athienou	Gymnasio Athienou	Centre Σ τ	35.063	33.529
2018	Presidential	Lefkosia	Lefkosia	Tseri	V Dimotiko Scholeio Tseriou	Centre Ζ	35.104	33.329
2018	Presidential	Lemesos	Lemesos	Mesa Geitonia	210 Dimotiko Scholeio Mesa Geitonias	Centre Ε	34.705	33.047
2018	Presidential	Lemesos	Lemesos	Germasogeia	Perifereiako Dim Scholeio Germasogeias	Centre Γ	34.708	33.087
2018	Presidential	Lefkosia	Lefkosia	Kakopetria	Dimotiko Scholeio Kakopetrias	Centre Α	34.988	32.904

Continued on next page

Sample Electoral Units

Year	Type	NAME1	NAME2	NAME3	NAME4	NAME5	Lat.	Lon.
2016	Legislative (unicameral)	Lemesos	Lemesos	Kato Polemidia	170 Dim. Sch. Kato Polemidion	Centre Β	34.689	33.008
2016	Legislative (unicameral)	Lefkosia	Lefkosia	Lythrodontas	Dimotiko Scholeio Lythrodonta	Centre Γ	34.951	33.295
2016	Legislative (unicameral)	Lemesos	Lemesos	Kato Polemidia	170 Dim. Sch. Kato Polemidion	Centre Α	34.689	33.008
2016	Legislative (unicameral)	Ammochostos	Ammochostos	Sotira Ammochostou	V Dim. Scholeio Sotiras	Centre Δ	35.020	33.949
2016	Legislative (unicameral)	Lemesos	Lemesos	Pelendri	Perifereiako Dim. Scholeio Pelendriou	Centre Α	34.896	32.966
2013	Presidential	Lefkosia	Lefkosia	Lefkosia	G Dim. Schol. Pallouriotissas	Centre Κ	35.174	33.379
2013	Presidential	Pafos	Pafos	Tremithousa	Koinotiko Ktirio Tremithousas	Centre Α	34.817	32.446
2013	Presidential	Lefkosia	Lefkosia	Agios Dometios	G Dim. Scholeio Ag. Dometiou	Centre Κ	35.174	33.329
2013	Presidential	Pafos	Pafos	Geroskipou	V Dimotiko Scholeio Geroskipou	Centre Ε	34.760	32.453
2013	Presidential	Lemesos	Lemesos	Lemesos	190 Dim. Scholeio Ag. Fylaxis	Centre Θ	34.679	33.041
2011	Legislative (unicameral)	Kerinia	Lefkosia	Lakatamia	G Dimotiko Scholeio Lakatamias	Centre Ξ	35.149	33.303
2011	Legislative (unicameral)	Lemesos	Lemesos	Kolossi	Dimotiko Scholeio Kolossiou	Centre Α	34.696	32.938
2011	Legislative (unicameral)	Kerinia	Lemesos	Episkopi Lemesou	Neo Gymnasio Episkopis	Centre Δ	34.675	32.890
2011	Legislative (unicameral)	Lefkosia	Lefkosia	Ergates	Dimotiko Scholeio Ergaton	Centre Α	35.055	33.243
2011	Legislative (unicameral)	Lefkosia	Lefkosia	Egkomi	A Dim. Scholeio Egkomis	Centre Δ	35.168	33.334
2008	Presidential	Lemesos	Lemesos	Kyperounta	Perifereiako Dim. Scholeio Kyperountas	Centre Α	34.941	32.968

Continued on next page

Sample Electoral Units

Year	Type	NAME1	NAME2	NAME3	NAME4	NAME5	Lat.	Lon.
2008	Presidential	Lemesos	Lemesos	Pareklisia	Dimotiko Scholeio Parekklisias	Centre B	34.757	33.153
2008	Presidential	Larnaka	Larnaka	Kiti	Perifereiako Gymnasio Kitiou	Centre E	34.852	33.576
2008	Presidential	Pafos	Pafos	Polis Chrysochous	Gymnasio Poleos Chrysochous	Centre A	35.010	32.444
2008	Presidential	Lemesos	Lemesos	Armenochori	Dimotiko Scholeio Armenochoriou	Centre A	34.745	33.130
2006	Legislative (unicameral)	Lefkosia	Lefkosia	Pachyammos	Dimotiko Scholeio Pachyammou	Centre A	35.171	32.585
2006	Legislative (unicameral)	Pafos	Pafos	Peristerona Pafou	Dimotiko Scholeio Peristeronas	Centre A	34.990	32.489
2006	Legislative (unicameral)	Larnaka	Larnaka	Kornos	Dimotiko Scholeio Kornou	Centre A	34.923	33.396
2006	Legislative (unicameral)	Lemesos	Lemesos	Dora	Koinotiko Iatreio Doras	Centre A	34.782	32.738
2006	Legislative (unicameral)	Lefkosia	Lemesos	Lemesos	7o Dim. Scholeio Ap. Andrea	Centre H	34.679	33.041
2003	Presidential	Larnaka	Larnaka	Larnaka	Evryviadeio Gymnasio	Centre A	34.918	33.620
2003	Presidential	Lemesos	Lemesos	Dora	Koinotiko Iatreio Doras	Centre A	34.782	32.738
2003	Presidential	Larnaka	Larnaka	Larnaka	Lykeio Agiou Georgiou Larnaka	Centre Δ	34.923	33.611
2003	Presidential	Lemesos	Lemesos	Agios Athanasios	Koin, Kentro Evimerias Ag. Athanasiou	Centre B	34.711	33.060
2003	Presidential	Larnaka	Larnaka	Larnaka	Dim. Scholeio Agiou Ioannou	Centre Δ	34.924	33.624
2001	Legislative (unicameral)	Pafos	Pafos	Agia Marina Chrysochous	Dimotiko Scholeio Ag. Marinas Chrysochous	Centre B	35.120	32.513
2001	Legislative (unicameral)	Lefkosia	Lefkosia	Lefkosia	Dim. Scholeio Ag. Omologiton	Centre B	35.169	33.359

Continued on next page

Sample Electoral Units

Year	Type	NAME1	NAME2	NAME3	NAME4	NAME5	Lat.	Lon.
2001	Legislative (unicameral)	Lefkosia	Lefkosia	Astromeritis	Dimotiko Scholeio Astromeriti	Centre Β	35.140	33.037
2001	Legislative (unicameral)	Kerinia	Lefkosia	Arediou	Dimotiko Scholeio Arediou	Centre Β	35.048	33.196
2001	Legislative (unicameral)	Ammochostos	Lemesos	Kato Polemidia	V Dim. Sch. Kato Polemidion	Centre Γ	34.689	33.008

21.5 Aggregate Election Results

2023 Presidential - Second Round

Party	Party_b	Votes
CHRISTODOULIDIS, Nikos	Independent	201,805
MAVROGIANNIS, Andreas	Independent	185,586

2023 Presidential - First Round

Party	Party_b	Votes
CHRISTODOULIDIS, Nikos	Independent	125,320
MAVROGIANNIS, Andreas	Independent	114,895
NEOFYTOU, Averof	Democratic Rally	101,963
CHRISTOU, Christos	National Popular Front	23,709

Continued on next page

2023 Presidential - First Round

Party	Party_b	Votes
DIMITRIADIS, Achilleas	Independent	7,791
CHRISTOFIDIS, Konstantinos	New Wave – The Other Cyprus	6,142
KOLOKASIDIS, Giorgos	Independent	5,135
SAVVIDIS, Alexios	Independent	2,380
ARISTOTELOUS, Charalampos	Independent	833
NTE PETRO, Tselestina	Independent	567
ZERVIDIS, Andronikos	Independent	336
CHOVRINA, Komninos Ioulia	United Cyprus Republican Party	328
EFSTRATIOU, Andreas	Independent	294
STAVROU, Loukas	National Communitarian Reconstruction	162

2021 Legislative (unicameral)

Party	Party_b	Votes
Democratic Rally	Δημοκρατικος Συναγερμος	98,581
Progressive Party of Working People	Ακελ (Ανορθωτικο Κομμα Εργαζομενου Λαου)	78,794
Democratic Party	Δημοκρατικο Κομμα	40,189
National Popular Front	Εθνικο Λα☒κο Μετωπο (Ε.Λα.Μ.)	24,116
Movement for Social Democracy - Citizens' Alliance	Κινημα Σοσιαλδημοκρατων Εδεκ	23,827
Democratic Front	Δημοκρατικη Παρατα ξη	21,740
Movement of Ecologists – Citizens' Cooperation	Κινημα Οικολογων-Συνεργασια Πολιτων	15,640
Active Citizens - United Cypriot	Ενεργοι Πολιτες-Κινημα Εν.κυπ. Κυνηγων	11,697
Hunters Movement		

Continued on next page

2021 Legislative (unicameral)

Party	Party_b	Votes
Generation Change	Αλλαγη Γενιας	10,048
Solidarity Movement	Αλληλεγγυη	8,183
Famagusta for Cyprus	Αμμοχωστος Για Την Κυπρο	5,503
Awakening 2020	Αφυπνιση -2020-	4,825
People's Breath	Πνοη Λαου	4,570
Animal Party Cyprus	Κομμα Για Τα Ζωα Κυπρου	3,584
Independent	Πουργουριδης Ευαγγελος	1,563
Independent	Χριστου Ανδρεας	1,070
Patriotic Coalition	Πατριωτικος Συνασπισμος	373
Independent	Θεμιστοκλεους Αβρααμ	244
Independent	Χριστοδουλου Χριστοδουλος	105
Independent	Μαρδαπηττας Χρυσανθος	74
Independent	Σπαρος Φοιβος	41
Independent	Χρυσανθου Σπυρος	39

2018 Presidential - Second Round

Party	Party_b	Votes
ANASTASIADIS, Nikos	Democratic Rally	211,298
MALAS, Stavros	Progressive Party of Working People	165,444

2018 Presidential - First Round

Party	Party_b	Votes
ANASTASIADIS, Nikos	Democratic Rally	134,692
MALAS, Stavros	Progressive Party of Working People	113,612
PAPADOPOULOS, Nikolas	Democratic Party	97,817
CHRISTOU, Christos	National Popular Front	21,486
LILLIKAS, Giorgos	Citizens' Alliance	8,284
EFSTRATIOU, Andreas	Independent	836
ARISTEIDOU, Charis	Independent	737
MINA, Michail	Organisation of Justice Fighters	654
KAPILIOTIS, Christakis	Independent	387

2016 Legislative (unicameral)

Party	Party_b	Votes
Democratic Rally	Democratic Rally (Di.si)	106,949
Progressive Party of Working People	Akel - Left - New Forces	88,613
Democratic Party	Democratic Party (Di.ko)	50,638
Movement for Social Democracy	Edek Movement Of Social Democrats	21,522
Citizens' Alliance	Citizen's Alliance	20,963
Solidarity Movement	Solidarity Movement	18,295
Movement of Ecologists – Citizens' Co-operation	Green Party - Citizen's Alliance	16,827
National Popular Front	National People's Front (Elam)	12,962
Animal Party Cyprus	Animal Party Cyprus	4,066
People's Breath	People's Breath	3,055
Flag Social Movement	Flag Social Movement	2,029
Union of Fighters for Justice	Union Of Fighters For Justice	978
Independent	Christoforou Georgios	555
Independent	Efstratiou Andreas	187
All In The Game	All In The Game	150
Independent	Stavrou Loucas	66

Continued on next page

2016 Legislative (unicameral)

Party	Party_b	Votes
Independent	Angeli Antonis	46
Independent	Theodoulou Theodoulos	31

2013 Presidential - Second Round

Party	Party_b	Votes
ANASTASIADIS, Nikos	Democratic Rally	231,545
MALAS, Stavros	Progressive Party of Working People	170,853

2013 Presidential - First Round

Party	Party_b	Votes
ANASTASIADIS, Nikos	Democratic Rally	195,494
MALAS, Stavros	Progressive Party of Working People	115,176
LILLIKAS, Giorgos	Movement for Social Democracy	107,767
CHARALAMPOUS, Georgios	National Popular Front	3,780
ANTONIADOU KYRIAKOU, Praxoula	United Democrats	2,615
STYLIANOU, Antri Makaria	Independent	1,865
IOANNOU, Lakis	LASOK	1,252
GRIGORIOU, Solon	Independent	777
KYRIAKOU, Kostas	Independent	693
EFSTRATIOU, Andreas	Independent	420
STAVROU, Loukas	Independent	198

2011 Legislative (unicameral)

Party	Party_b	Votes
Democratic Rally	Democratic Rally (Di.si)	136,767
Progressive Party of Working People	Akel - Left - New Forces	129,326
Democratic Party	Democratic Party (Di.ko)	63,236
Movement for Social Democracy	Edek Movement Of Social Democrats	35,515
European Party	European Party (Evro.ko)	15,479
Ecological and Environmental Movement	Green Party	8,861
National Popular Front	National People's Front (Elam)	4,312
LASOK	Γραφειο Δικαιωματων Πολιτη (Λα.σο.κ)	2,647
Balance - Independent Citizens Movement	Independent Citizens Movement Balance (Zygos)	851
Cypriot Progressive Cooperation	Cypriot Progressive Cooperation (Ky.pro.s)	697
Independent	Kyriakou (Outopos) Kostas	230
Independent	Efstratiou Andreas	212
Independent	Konstantinou Neofytos	46
Independent	Stavrou Pampos	39
Independent	Pieridis Antonis	35
Independent	Stavrou Loukas	20

2008 Presidential - Second Round

Party	Party_b	Votes
CHRISTOFIAS, Dimitris	Democratic Rally	240,604
KASOULIDIS, Ioannis	Progressive Party of Working People	210,195

2008 Presidential - First Round

Party	Party_b	Votes
KASOULIDIS, Ioannis	Progressive Party of Working People	150,996
CHRISTOFIAS, Dimitris	Democratic Rally	150,016
PAPADOPOULOS, Tassos	Democratic Party	143,249
MATSAKIS, Marios	Independent	3,460
KYRIAKOU, Kostas	Independent	1,092
THEMISTOKLEOUS, Kostas	Independent	753
EFSTRATIOU, Andreas	Independent	713
NEOFYTOU, Christodoulos	Independent	243
ANASTASIS, Michail	Independent	117

2006 Legislative (unicameral)

Party	Party_b	Votes
Progressive Party of Working People	Akel - Left - New Forces	131,066
Democratic Rally	Democratic Rally (Di.si)	127,776
Democratic Party	Democratic Party (Di.ko)	75,458
Movement for Social Democracy	Edek Movement Of Social Democrats	37,533
European Party	European Party (Evro.ko)	24,196
Ecological and Environmental Movement	Green Party	8,193
United Democrats	Ενωμενοι Δημοκρατες (Ε.δη)	6,567
Free Citizens Movement	Κινημα Ελευθεροι Πολιτες	5,157
European Democracy	Ευρωπα☒κη Δημοκρατια	1,844
Political Hunting Movement	Πολιτικο Κινημα Κυνηγων	1,112
People's Socialist Movement	Λα☒κο Σοσιαλιστικο Κινημα	981

Continued on next page

2006 Legislative (unicameral)

Party	Party_b	Votes
Independent	Efstratiou Andreas	455
Independent	Κωνσταντινου Ανδρεας	386
Independent	Κωστα Χριστακης	203
Independent	Kyriakou (Outopos) Kostas	73
Independent	Κωνσταντινου Μαριος	61
Independent	Michail Anastasis	26

2003 Presidential

Party	Party_b	Votes
PAPADOPOULOS, Tassos	Democratic Party	213,353
KLIRIDIS, Glafkos	Democratic Rally	160,724
MARKIDIS, Alekos	Independent	27,404
KOUTSOU, Nikos	New Horizons	8,771
KYRIAKOU, Kostas	Independent	1,840
EFSTRATIOU, Andreas	Independent	606
KATSANTONIS, Adamos	Independent	558
IOSIFIDIS, Christos	Independent	391
MAVROGENIS, Georgios	Independent	337
SOFOKLEOUS, Pantelis	Independent	209

2001 Legislative (unicameral)

Party	Party_b	Votes
Progressive Party of Working People	Akel - Left - New Forces	142,647
Democratic Rally	Democratic Rally (Di.si)	139,732
Democratic Party	Democratic Party (Di.ko)	60,977
Movement for Social Democracy	Κ ι σ ο ς	26,770
New Horizons	Ν ε ο ι Ο ρ ι ζ ο ν τ ε ς	12,334
United Democrats	Ε . δ η	10,640
Fighting Democratic Movement	Α δ η κ	8,860
Ecological and Environmental Movement	Green Party	8,128
Efstratiou Andreas	Efstratiou Andreas	341
Kostas Tsangaridis	Τ σ α γ γ α ρ ι δ η ς Κ ω σ τ α ς	263
Pavlidis Stylianos	Π α υ λ ι δ η ς Σ τ υ λ ι α ν ο ς	145
Yasemidis Petros	Γ ι α σ ε μ ι δ η ς Π ε τ ρ ο ς	89
Kyriakos Kostas	Κ υ ρ ι α κ ο υ Κ ω σ τ α ς	52
Aristidis Charalambos	Α ρ ι σ τ ε ι δ η ς Χ α ρ α λ α μ π ο ς	18

21.6 Electoral Geography

0

Electoral Units in 2023 | Geometry Type: Thiessen | Spatial Units: 395 (Years also geocoded at this level: 2001, 2003, 2006, 2008, 2011, 2013, 2016, 2018, 2021)

22 Czechia

22.1 Notes

- Smallest physical unit: Election Precinct (okrsek)

22.2 Data Source(s)

- Český statistický úřad

22.3 Elections Summary

Elections Summary

Year	Election Type	Data Units	Spatial Units	% Geocoded
2023	Presidential	14857	14733	99.2%
2021	Legislative (lower house)	14886	14721	98.9%
2018	Presidential	14866	14703	98.9%
2017	Legislative (lower house)	14863	14703	98.9%
2013	Legislative (lower house)	14872	0	0.0%
2013	Presidential	14904	0	0.0%
2010	Legislative (lower house)	14894	0	0.0%
2006	Legislative (lower house)	14866	0	0.0%
2002	Legislative (lower house)	14866	0	0.0%

22.4 Sample Electoral Units

Sample Electoral Units

Year	Type	NAME1	NAME2	NAME2_imp	NAME3	NAME4	Lat.	Lon.
2023	Presidential	3103	546054	Jindřichův Hradec	Cizkrajov	1	49.025	15.401
2023	Presidential	5202	573094	Jičín	Lázně Bělohrad	6	50.446	15.554
2023	Presidential	3201	553450	Domažlice	Blížejov	2	49.504	13.020
2023	Presidential	3102	545571	Český Krumlov	Křemže	1	48.918	14.308
2023	Presidential	5101	561380	Česká Lípa	Česká Lípa	14	50.686	14.518
2021	Legislative (LH)	7100	513750	Přerov	Hranice	9	49.564	17.761
2021	Legislative (LH)	3100	551856	Strakonice	Štěkeň	2	49.274	14.041
2021	Legislative (LH)	3100	544868	České Budějovice	Nové Hrady	2	48.790	14.836
2021	Legislative (LH)	1100	500224	Prague	Praha 10	10012	50.084	14.506
2021	Legislative (LH)	2100	532053	Kladno	Kladno	33	50.132	14.116
2018	Presidential	8106	546224	Ostrava-City	Poruba	15002	49.817	18.167
2018	Presidential	6104	545309	Třebíč	Kožichovice	1	49.200	15.928
2018	Presidential	2112	542377	Rakovnik	Senomaty	1	50.103	13.662
2018	Presidential	2107	535427	Mladá Boleslav	Bakov nad Jizerou	5	50.479	14.991
2018	Presidential	3103	546127	Jindřichův Hradec	Dačice	9	49.083	15.424
2017	Legislative (LH)	9900	999997	—	Zahraničí	94	—	—
2017	Legislative (LH)	5200	569887	Hradec Králové	Boharyně	3	50.213	15.606
2017	Legislative (LH)	1100	500178	Prague	Praha 6	6052	50.086	14.371
2017	Legislative (LH)	6100	590916	Třebíč	Kozlany	1	49.180	16.060
2017	Legislative (LH)	4200	567451	Teplice	Bílina	12	50.554	13.787
2013	Legislative (LH)	6200	582085	—	Němčice	1	—	—
2013	Legislative (LH)	6100	597031	—	Věstín	1	—	—

Continued on next page

Sample Electoral Units

Year	Type	NAME1	NAME2	NAME2_imp	NAME3	NAME4	Lat.	Lon.
2013	Legislative (LH)	7100	500496	—	Olomouc	78	—	—
2013	Legislative (LH)	5200	576581	—	Olešnice	1	—	—
2013	Legislative (LH)	7100	523704	—	Šumperk	2	—	—
2013	Presidential	3101	544256	—	České Budějovice	34	—	—
2013	Presidential	2108	537411	—	Křinec	1	—	—
2013	Presidential	3106	536920	—	Štěchovice	1	—	—
2013	Presidential	5103	561657	—	Janovice v Podještědí	1	—	—
2013	Presidential	3101	544388	—	Dolní Bukovsko	5	—	—
2010	Legislative (LH)	4200	567507	—	Dubí	1	—	—
2010	Legislative (LH)	6200	550973	—	Brno-střed	48	—	—
2010	Legislative (LH)	1100	500208	—	Praha 8	607	—	—
2010	Legislative (LH)	2100	565466	—	Milý	1	—	—
2010	Legislative (LH)	2100	531596	—	Nižbor	3	—	—
2006	Legislative (LH)	2100	540099	—	Daleké Dušníky	1	—	—
2006	Legislative (LH)	2100	531618	—	Nučice	1	—	—
2006	Legislative (LH)	7200	588849	—	Pačlavice	3	—	—
2006	Legislative (LH)	5300	575500	—	Přelouč	14	—	—
2006	Legislative (LH)	2100	538728	—	Říčany	7	—	—
2002	Legislative (LH)	6200	583936	—	Syrovice	1	—	—

Continued on next page

Sample Electoral Units

Year	Type	NAME1	NAME2	NAME2_imp	NAME3	NAME4	Lat.	Lon.
2002	Legislative (LH)	5300	555134	—	Pardubice	80	—	—
2002	Legislative (LH)	5300	580376	—	Jablonné nad Orlicí	2	—	—
2002	Legislative (LH)	5100	563960	—	Český Dub	6	—	—
2002	Legislative (LH)	6200	583979	—	Telnice	1	—	—

22.5 Aggregate Election Results

2023 Presidential - Second Round

Party	Party_b	Votes
PAVEL, Petr	Independent	3,359,301
BABIŠ, Andrej	ANO 2011	2,399,898

2023 Presidential - First Round

Party	Party_b	Votes
PAVEL, Petr	Independent	1,975,156
BABIŠ, Andrej	ANO 2011	1,952,214

Continued on next page

2023 Presidential - First Round

Party	Party_b	Votes
NERUDOVÁ, Danuše	Independent	777,080
FISCHER, Pavel	Independent	376,707
BAŠTA, Jaroslav	Freedom and Direct Democracy	248,375
HILŠER, Marek	Marek Hilšer to the Senate	142,912
DIVIŠ, Karel	Independent	75,476
ZIMA, Tomáš	Independent	30,769

2021 Legislative (lower house)

Party	Party_b	Votes
Spolu	SPOLU – ODS, KDU-ČSL, TOP 09	1,493,905
ANO 2011	ANO 2011	1,458,140
Pirates and Mayors	PIRÁTI a STAROSTOVÉ	839,776
Freedom and Direct Democracy	Svoboda a přímá demokracie (SPD)	513,910
Přísaha	PŘÍSAHA - občanské hnutí Roberta Šlachty	251,562
Czech Social Democratic Party	Česká strana sociálně demokratická	250,397
Communist Party of Bohemia and Moravia	Komunistická strana Čech a Moravy	193,817
Tricolour–Svobodní–Soukromníci	Trikolora Svobodní Soukromníci	148,463
Free Bloc	VOLNÝ blok	71,587
Green Party	Strana zelených	53,343
We Will Open Czechia	Otevřeme Česko normálnímu životu	21,804
Swiss Democracy	Švýcarská demokracie (www.svycarska-demokracie.cz)	16,823
Moravané	Moravané	14,285
Alliance for the Future	Aliance pro budoucnost	11,531
Koruna Česká	Koruna Česká (monarchistická strana Čech, Moravy a Slezska)	8,635
Sources Movement	Hnutí Prameny	8,599

Continued on next page

2021 Legislative (lower house)

Party	Party_b	Votes
Urza.cz	Urza.cz: Nechceme vaše hlasy; ke svobodě se nelze provolit... Jdeme jinou cestou – najdete ji na webu www.urza.cz	6,775
Alliance of National Forces	ALIANCE NÁRODNÍCH SIL	5,167
Pensioners 21	SENIOŘI 21	3,698
Moravian Land Movement	Moravské zemské hnutí	1,648
The Left	Levice	639
Right Bloc	Volte Pravý Blok-stranu za ODVOLAT.polit.,NÍZKÉ daně,VYROVN.rozp.,MIN.by-rokr.,SPRAV.just.,PŘÍMOU demokr. WWW.CIBULKA.NET	586

2018 Presidential - Second Round

Party	Party_b	Votes
ZEMAN, Miloš	Party of Civic Rights	2,853,390
DRAHOŠ, Jiří	Independent	2,701,206

2018 Presidential - First Round

Party	Party_b	Votes
ZEMAN, Miloš	Party of Civic Rights	1,985,547
DRAHOŠ, Jiří	Independent	1,369,601
FISCHER, Pavel	Independent	526,694
HORÁČEK, Michal	Independent	472,643

Continued on next page

2018 Presidential - First Round

Party	Party_b	Votes
HILŠER, Marek	Independent	454,949
TOPOLÁNEK, Mirek	Independent	221,689
HYNEK, Jiří	Realists	63,348
HANNIG, Petr	Party of Common Sense	29,228
KULHÁNEK, Vratislav	Civic Democratic Alliance	24,442

2017 Legislative (lower house)

Party	Party_b	Votes
ANO 2011	ANO 2011	1,500,113
Civic Democratic Party	Občanská demokratická strana	572,948
Czech Pirate Party	Česká pirátská strana	546,393
Freedom and Direct Democracy	Svoboda a přímá demokracie - Tomio Okamura (SPD)	538,574
Communist Party of Bohemia and Moravia	Komunistická strana Čech a Moravy	393,100
Czech Social Democratic Party	Česká strana sociálně demokratická	368,347
KDU-ČSL	Křesťanská a demokratická unie - Československá strana lidová	293,643
TOP 09	TOP 09	268,811
Mayors and Independents	STAROSTOVÉ A NEZÁVISLÍ	262,157
Party of Free Citizens	Strana svobodných občanů	79,229
Green Party	Strana zelených	74,335
Party of Common Sense	ROZUMNÍ - stop migraci a diktátu EU - peníze našim občanům, důchodcům, dětem, zdravotně postiženým...	36,528
Realists	REALISTÉ	35,995
Party of Civic Rights	Strana Práv Občanů	18,556
Sportsmen	SPORTOVCI	10,593
Workers' Party of Social Justice	Dělnická strana sociální spravedlnosti	10,402

Continued on next page

2017 Legislative (lower house)

Party	Party_b	Votes
SPR–RSČ	Sdružení pro republiku - Republikánská strana Československa Miroslava Sládka	9,857
Order of Nation – Patriotic Union	Řád národa - Vlastenecká unie	8,735
Civic Democratic Alliance	Občanská demokratická aliance	8,030
Bloc Against Islamization – Defence of the Homeland	Blok proti islamizaci - Obrana domova	5,077
Referendum on the European Union	Referendum o Evropské unii	4,276
Happy Czechia	Radostné Česko	3,852
Path of Responsible Society	CESTA ODPOVĚDNÉ SPOLEČNOSTI	3,758
Good Choice 2016	Dobrá volba 2016	3,722
Czech National Social Party	Česká strana národně sociální	1,573
Vote Right Bloc	Volte Pravý Blok-stranu za ODVOLAT.polit.,NÍZKÉ daně,VYROVN.rozp.,MIN.by-rokr.,SPRAV.just.,PŘÍMOU demokr. WWW.CIBULKA.NET	491
Society Against Development in the Prokop Valley	Společnost proti developerské výstavbě v Prokopském údolí	438
H.A.V.E.L.	Unie Hrdosti, Aktivity, Vlastenectví, Empatie a Lidskosti 2017	436
Citizens 2011	OBČANÉ 2011-SPRAVEDLNOST PRO LIDI	359
Nation Together	Národ Sobě	300
Czech National Front	Česká národní fronta	117

2013 Presidential - Second Round

Party	Party_b	Votes
ZEMAN, Miloš	Party of Civic Rights – Zemanovci	2,717,405
SCHWARZENBERG, Karel	TOP 09	2,241,171

2013 Presidential - First Round

Party	Party_b	Votes
ZEMAN, Miloš	Party of Civic Rights – Zemanovci	1,245,848
SCHWARZENBERG, Karel	TOP 09	1,204,195
FISCHER, Jan	Independent	841,437
DIENSTBIER, Jiří	Czech Social Democratic Party	829,297
FRANZ, Vladimír	Independent	351,916
ROITHOVÁ, Zuzana	KDU-ČSL	255,045
FISCHEROVÁ, Taťana	Key Movement	166,211
SOBOTKA, Přemysl	Civic Democratic Party	126,846
BOBOŠÍKOVÁ, Jana	Suverenita	123,171

2013 Legislative (lower house)

Party	Party_b	Votes
Czech Social Democratic Party	Česká strana sociálně demokratická	1,016,829
ANO 2011	ANO 2011	927,240
Communist Party of Bohemia and Moravia	Komunistická strana Čech a Moravy	741,044
TOP 09	TOP 09	596,357
Civic Democratic Party	Občanská demokratická strana	384,174
Dawn of Direct Democracy	Úsvit přímé demokracie Tomia Okamury	342,339
KDU-ČSL	Křesťanská a demokratická unie - Československá strana lidová	336,970
Green Party	Strana zelených	159,025
Czech Pirate Party	Česká pirátská strana	132,417

Continued on next page

2013 Legislative (lower house)

Party	Party_b	Votes
Party of Free Citizens	Strana svobodných občanů	122,564
Party of Civic Rights – Zemanovci	Strana Práv Občanů ZEMANOVCI	75,113
Workers' Party of Social Justice	Dělnická strana sociální spravedlnosti	42,906
Political Change Movement	politické hnutí Změna	28,592
Head Up – Electoral Bloc	HLAVU VZHŮRU - volební blok	21,241
Sovereignty – Party of Common Sense	Suverenita - Strana zdravého rozumu	13,538
Freeholder Party of the Czech Republic	Strana soukromníků České republiky	13,041
Koruna Česká	Koruna Česká (monarchistická strana Čech, Moravy a Slezska)	8,932
National Socialists – Left of the 21st century	LEV 21 - Národní socialisté	3,843
Active Independent Citizens	Aktiv nezávislých občanů	1,237
Right Bloc	Volte Pravý Blok-stranu za ODVOLAT.polit.,NÍZKÉ daně,VYROVN.rozp.,MIN.by-rokr.,SPRAV.just.,PŘÍMOU demokr. WWW.CIBULKA.NET	1,225
Roma Democratic Party	Romská demokratická strana	609
Citizens 2011	OBČANÉ 2011	455
Club of Committed Non-Party Members	Klub angažovaných nestraníků	293

2010 Legislative (lower house)

Party	Party_b	Votes
Czech Social Democratic Party	Česká strana sociálně demokratická	1,155,267
Civic Democratic Party	Občanská demokratická strana	1,057,792
TOP 09	TOP 09	873,833
Communist Party of Bohemia and Moravia	Komunistická strana Čech a Moravy	589,765
Public Affairs	Věci veřejné	569,127

Continued on next page

2010 Legislative (lower house)

Party	Party_b	Votes
KDU-ČSL	Křesťanská a demokratická unie - Československá strana lidová	229,717
Party of Civic Rights – Zemanovci	Strana Práv Občanů ZEMANOVCI	226,527
Sovereignty – Party of Common Sense	Suverenita - blok Jany Bobošíkové, strana zdravého rozumu	192,145
Green Party	Strana zelených	127,831
Workers' Party of Social Justice	Dělnická strana sociální spravedlnosti	59,888
Czech Pirate Party	Česká pirátská strana	42,323
Party of Free Citizens	Strana svobodných občanů	38,894
Right Bloc	Volte Pravý Blok-stranu za ODVOLAT.polit.,NÍZKÉ daně,VYROVN.rozp.,MIN.by-rokr.,SPRAV.just.,PŘÍMOU demokr. WWW.CIBULKA.NET	24,750
Citizens.cz	OBČANÉ.CZ	13,397
Moravané	Moravané	11,914
Conservative Party	Konzervativní strana	4,232
Koruna Česká	Koruna Česká (monarchistická strana Čech, Moravy a Slezska)	4,024
STOP	STOP	3,155
Rally for the Republic – Republican Party of Czechoslovakia	Sdružení pro republiku-Republikánská strana Československa	1,993
Czech National Socialist Party	Česká strana národně socialistická	1,371
Key Movement	Klíčové hnutí	1,099
Humanist Party	Humanistická strana	552
European Centre	EVROPSKÝ STŘED	522
Czech National Social Party	Česká strana národně sociální	295
Liberálové.CZ	Liberálové.CZ	260
National Prosperity	NÁRODNÍ PROSPERITA	186

2006 Legislative (lower house)

Party	Party_b	Votes
Civic Democratic Party	Občanská demokratická strana	1,892,475
Czech Social Democratic Party	Česká strana sociálně demokratická	1,728,827
Communist Party of Bohemia and Moravia	Komunistická strana Čech a Moravy	685,328
KDU-ČSL	Křesťanská a demokratická unie - Československá strana lidová	386,706
Green Party	Strana zelených	336,487
SNK European Democrats	SNK Evropští demokraté	111,724
Independent Democrats	NEZÁVISLÍ DEMOKRATÉ (předseda V.Železný)	36,708
Independents	NEZÁVISLÍ	33,030
Party of Common Sense	Strana zdravého rozumu	24,828
Right Bloc	Pravý Blok-strana za ODVOLAT.politiků, NÍZKÉ daně, MIN.byrokracie, SPRAV.justici, REFER.a PŘÍMOU demokr. WWW.CIBULKA.NET	20,382
Freedom Union – Democratic Union	Unie svobody - Demokratická unie	16,457
Law and Justice	Právo a Spravedlnost - ANO tradiční rodině, NE korupci a kriminalitě	12,756
Moravané	Moravané	12,552
Equal Opportunities Party	STRANA ROVNOST ŠANCÍ	10,879
National Party	Národní strana	9,341
Coalition for the Czech Republic (KAN–ČSNS–NS)	Koalice pro Českou republiku	8,140
Koruna Česká	Koruna Česká (monarchistická strana Čech, Moravy a Slezska)	7,293
Balbín's Poetic Party	Balbínova poetická strana	6,897
4 VIZE	4 VIZE-1.Daňový systém na A4.2.Inovace+Kvalita=Kratší prac.týden.3.Rodin.dům snadno.4.Reklama pro informaci-www.4vize.cz	3,109
Czech National Social Party	Česká strana národně socialistická	1,387
Helax-Ostrava se bavi	Helax-Ostrava se baví	1,375
Humanist Party	Humanistická strana	857

Continued on next page

2006 Legislative (lower house)

Party	Party_b	Votes
Folklore and Society	Folklor i Společnost	574
Czech Right	Česká pravice	395
Liberal Reform Party	Liberální reformní strana	253
National Unity	České hnutí za národní jednotu	216

2002 Legislative (lower house)

Party	Party_b	Votes
Czech Social Democratic Party	Česká strana sociálně demokratická	1,440,279
Civic Democratic Party	Občanská demokratická strana	1,166,975
Communist Party of Bohemia and Moravia	Komunistická strana Čech a Moravy	882,653
Four-Coalition (KDU-ČSL, US–DEU)	Koalice KDU-ČSL, US-DEU	680,671
Union of Independents	Sdružení nezávislých	132,699
Green Party	Strana zelených	112,929
Republicans of Miroslav Sládek	Republikáni Miroslava Sládka	46,325
Rural Party	Strana venkova - spojené občanské síly	41,773
Party for Life Security	Strana za životní jistoty	41,404
Czech National Social Party	Česká strana národně sociální	38,655
Hope	Naděje	29,955
Right Bloc	Pravý Blok	28,163
Civic Democratic Alliance	Občanská demokratická aliance	24,278
Choice for the Future	Volba pro budoucnost	16,730
Path of Change	Cesta změny	13,169
Moravian Democratic Party	Moravská demokratická strana	12,957
Party of Common Sense	Strana zdravého rozumu	10,849
Akce za zrus.Senatu a proti t.	Akce za zrušení Senátu a proti vy-tunelování důchodových fondů	9,637
Balbín's Poetic Party	Balbínova poetická strana	9,287
Humanist Alliance	Humanistická aliance	8,461

Continued on next page

2002 Legislative (lower house)

Party	Party_b	Votes
Republicans	Republikáni	6,786
National Democratic Party	Národně demokratická strana	5,532
Democratic League	Demokratická liga	4,059
Czech Right	Česká pravice	2,041
Czech Social Democratic Movement	České sociálně demokratické hnutí	602
Roma Civic Initiative	Romská občanská iniciativa ČR	523
Party of Democratic Socialism	Strana demokratického socialismu	475
New Movement	Nové hnutí	139

22.6 Electoral Geography

0

Electoral Units in 2023 | Geometry Type: Actual | Spatial Units: 14,733 (Years also geocoded at this level: 2017, 2018, 2021)



23 Denmark

23.1 Notes

- The _p suffix on geometry columns refers to latitude-longitude geocodings on individual polling stations, whereas geometry is provided at a higher level in the supplementary shapefiles.
- Smallest physical unit: Polling Station

23.2 Data Source(s)

- KMD

23.3 Elections Summary

Elections Summary

Year	Election Type	Data Units	Spatial Units	% Geocoded
2022	Legislative (lower house)	1347	1261	100.0%
2019	Legislative (lower house)	1384	1325	100.0%
2015	Legislative (lower house)	1389	1302	100.0%
2011	Legislative (lower house)	1389	1302	100.0%

23.4 Sample Electoral Units

Sample Electoral Units

Year	Type	NAME1	NAME2	NAME3	NAME4	NAME5	Lat.	Lon.
2022	Legislative (LH)	Københavns Omegns	Taastrupkredsen	Høje-Taastrup Kommune	Sengeløse	Sengeløse Fritidshus v/Hallen, Spangåvej 9, Taastrup	55.680	12.242
2022	Legislative (LH)	Østjylland	Aarhus Østkredsen	Viruphuset	Viruphuset	Hjortshøj, Virupvej 73	56.244	10.271
2022	Legislative (LH)	Vestjylland	Silkeborg Nordkredsen	Gødvad	Gødvad	Gødvadhallen, Hal 2, Arendalsvej 91, 8600 Silkeborg	56.193	9.603
2022	Legislative (LH)	Nordjylland	Brønderslevkredsen	Jammerbugt Kommune	Aabybro	DGI Huset, Jens Møllers Vej 3, Aabybro	57.162	9.733
2022	Legislative (LH)	Fyn	Middelfartkredsen	Middelfart Kommune	Middelfart V	Vestre Skole - Multisalen, Søndergade 41, 5500 Middelfart	55.505	9.730
2019	Legislative (LH)	Sydjylland	Vejenkredsen	Vejen Kommune	Glejbjerg	Glejbjerg Fritidscenter, Stadionvej 2A, 6752 Glejbjerg	55.560	8.829
2019	Legislative (LH)	Fyn	Assenskredsen	Assens Kommune	Nårup	Nårup Forsamlingshus, Skovsbovej 31, 5690 Tommerup	55.303	10.154
2019	Legislative (LH)	Sydjylland	Aabenraakredsen	Aabenraa Kommune	Aabenraa Nord	Agoraen, Nyløkke 2, 6200 Aabenraa	55.061	9.409
2019	Legislative (LH)	Sydjylland	Kolding Nordkredsen	Lunderskov/Jordrup	Lunderskov/Jordrup	Lunderskov Hallen, Kobbelvænget 1, Lunderskov	55.480	9.293
2019	Legislative (LH)	Fyn	Svendborgkredsen	Svendborg Kommune	Ollerup	Ø.Skerninge Forsamlingshus, Midtervej 30, 5762 Vester Skerninge	55.055	10.484

Continued on next page

Sample Electoral Units

Year	Type	NAME1	NAME2	NAME3	NAME4	NAME5	Lat.	Lon.
2015	Legislative (LH)	Sjælland	Næstvedkredsen	Næstved Kommune	Tybjerg	Tybjerg Forsamlingshus, Tybjerg Bygade 13, Tybjerg	55.349	11.814
2015	Legislative (LH)	Sydjylland	Vardekredsen	Varde Kommune	Tinghøj	Tinghøj Forsamlingshus, Stilbjergvej 57, 6800 Varde	55.662	8.469
2015	Legislative (LH)	København	Østerbrokredsen	1. Syd	1. Syd	Remisen, Blegdamsvej 132	55.699	12.577
2015	Legislative (LH)	Sydjylland	Tønderkredsen	Tønder Kommune	Øster Højst	Øster Højst Forsamlingshus, Kløvervej 10, 6240 Løgumkloster	54.999	9.042
2015	Legislative (LH)	Sjælland	Guldborgsundkredsen	Guldborgsund Kommune	Stubbekøbing	Stubbekøbing Hallen, Gl. Landevej 1, 4850 Stubbekøbing	54.890	12.034
2011	Legislative (LH)	Sjælland	Køgekredsen	Køge Kommune	Ølsemagle	Kirstinedalsskolen, Skolevej 1, 4600 Køge	55.494	12.177
2011	Legislative (LH)	Østjylland	Favrskovkredsen	Favrskov Kommune	Foldby	Foldby Forsamlingshus, Kirkevej 1, 8382 Hinnerup	56.251	10.021
2011	Legislative (LH)	Københavns Omegns	Brøndbykredsen	Ishøj Kommune	Gildbroskolen	Multisalen, Gildbrovej 39	55.619	12.363
2011	Legislative (LH)	Nordjylland	Mariagerfjordkredsen	Mariagerfjord Kommune	Onsild	'Pigernes Kro', Sdr. Viborg Landevej 56,Sdr. 9500 Hobro	56.577	9.747
2011	Legislative (LH)	Sydjylland	Esbjerg Omegnskredsen	Egebæk-Hviding	Egebæk-Hviding	Kultur- og Aktivitetscenter, Egebækvej 30, 6760 Ribe	55.280	8.724

23.5 Aggregate Election Results

2022 Legislative (lower house)

Party	Party_b	Party_c	Votes
Social Democrats	Socialdemokratiet	A	971,995
Left, Denmark's Liberal Party	Venstre, Danmarks Liberale Parti	V	470,546
Moderates	Moderaterne	M	327,699
Socialist People's Party	SF - Socialistisk Folkeparti	F	293,186
Denmark Democrats	Danmarksdemokraterne	Æ	286,796
Liberal Alliance	Liberal Alliance	I	278,656
Conservative People's Party	Det Konservative Folkeparti	C	194,820
Red-Green Alliance	Enhedslisten - De Rød-Grønne	Ø	181,452
Radical Left	Radikale Venstre	B	133,931
New Right	Nye Borgerlige	D	129,524
The Alternative	Alternativet	Å	117,567
Danish People's Party	Dansk Folkeparti	O	93,428
Independent Greens	Frie Grønne	Q	31,787
Christian Democrats	KD - Kristendemokraterne	K	18,276
Independent	Independent	UP1	2,776
Independent	Independent	UP2	1,454
Independent	Independent	UP3	58

2019 Legislative (lower house)

Party	Party_b	Party_c	Votes
Social Democrats	Socialdemokratiet	A	913,883
Left, Denmark's Liberal Party	Venstre, Danmarks Liberale Parti	V	823,164
Danish People's Party	Dansk Folkeparti	O	308,513
Radical Left	Radikale Venstre	B	304,714
Socialist People's Party	SF - Socialistisk Folkeparti	F	272,304
Red-Green Alliance	Enhedslisten - De Rød-Grønne	Ø	245,100
Conservative People's Party	Det Konservative Folkeparti	C	233,865
The Alternative	Alternativet	Å	104,278
New Right	Nye Borgerlige	D	83,201
Liberal Alliance	Liberal Alliance	I	82,270
Hard Line	Stram Kurs	P	63,114
Christian Democrats	Kristendemokraterne	K	60,944
The Citizen List	Klaus Riskær Pedersen	E	29,600
Independent	Independent	UP2	1,312
Independent	Independent	UP1	1,044
Independent	Independent	UP4	305
Independent	Independent	UP3	80
Independent	Independent	UP5	33

2015 Legislative (lower house)

Party	Party_b	Party_c	Votes
Social Democrats	Socialdemokratiet	A	924,940
Danish People's Party	Dansk Folkeparti	O	740,747
Left, Denmark's Liberal Party	Venstre, Danmarks Liberale Parti	V	685,188
Red-Green Alliance	Enhedslisten - De Rød-Grønne	Ø	274,463
Liberal Alliance	Liberal Alliance	I	265,129
The Alternative	Alternativet	Å	168,788
Radical Left	Radikale Venstre	B	161,009
Socialist People's Party	SF - Socialistisk Folkeparti	F	147,578

Continued on next page

2015 Legislative (lower house)

Party	Party_b	Party_c	Votes
Conservative People's Party	Det Konservative Folkeparti	C	118,003
Christian Democrats	Kristendemokraterne	K	29,077
Independent	Independent	UP1	1,581
Independent	Independent	UP2	1,130
Independent	Independent	UP3	273
Independent	Independent	UP4	82

2011 Legislative (lower house)

Party	Party_b	Party_c	Votes
Left, Denmark's Liberal Party	Venstre, Danmarks Liberale Parti	V	909,224
Social Democrats	Socialdemokratiet	A	852,526
Danish People's Party	Dansk Folkeparti	O	421,553
Radical Left	Radikale Venstre	B	323,302
Socialist People's Party	SF - Socialistisk Folkeparti	F	314,907
Red-Green Alliance	Enhedslisten - De Rød-Grønne	Ø	228,844
Liberal Alliance	Liberal Alliance	I	168,387
Conservative People's Party	Det Konservative Folkeparti	C	166,736
Christian Democrats	Kristendemokraterne	K	27,391
Independent	Independent	UP1	2
The Alternative	Alternativet	Å	2

23.6 Electoral Geography

0

Electoral Units in 2022 | Geometry Type: Thiessen | Spatial Units: 833 (Years also geocoded at this level: 2011, 2015, 2019)

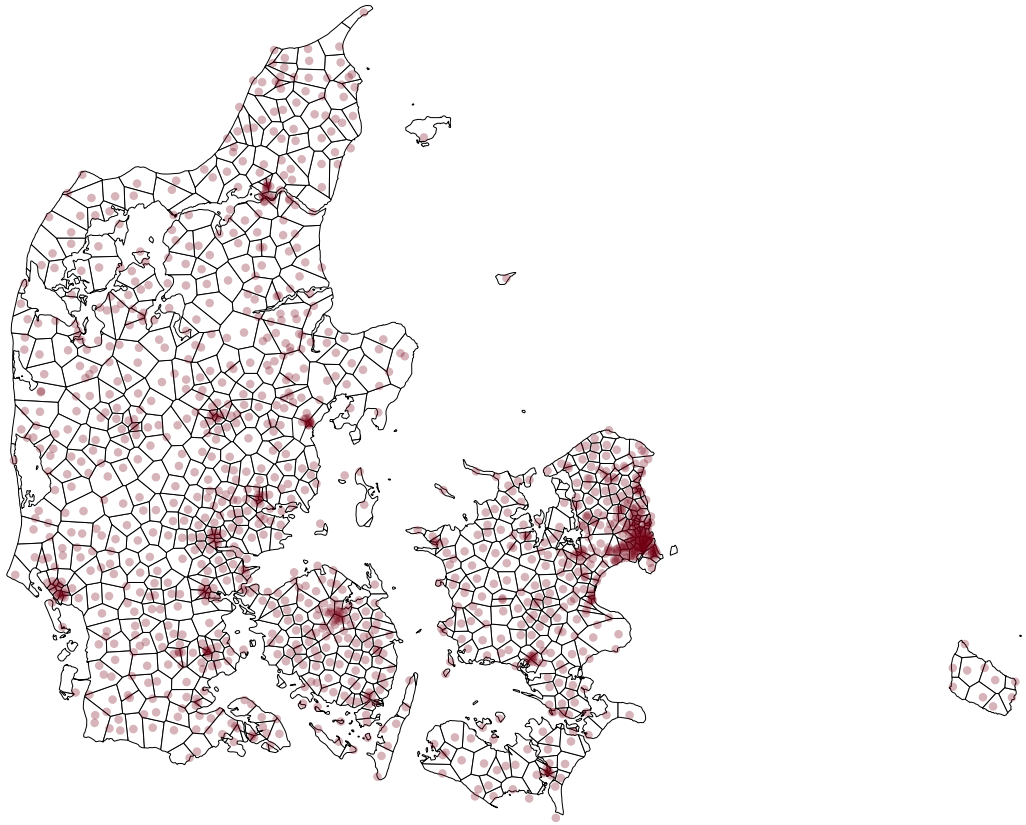

24 Dominica

24.1 Notes

- Smallest physical unit: Polling Station

24.2 Data Source(s)

- Electoral Office

24.3 Elections Summary

Elections Summary

Year	Election Type	Data Units	Spatial Units	% Geocoded
2022	Legislative (unicameral)	202	70	98.5%
2019	Legislative (unicameral)	255	83	98.8%

24.4 Sample Electoral Units

Sample Electoral Units

Year	Type	NAME1	NAME1_b	NAME2	NAME2_b	NAME3
2022	Legislative (unicameral)	Roseau South	O	Kingshill	O01	O01-3

Continued on next page

Sample Electoral Units

Year	Type	NAME1	NAME1_b	NAME2	NAME2_b	NAME3
2022	Legislative (unicameral)	Wesley	V	Woodfordhill	V01	V01-3
2022	Legislative (unicameral)	Roseau North	N	Fond Cole	N06	N06-24
2022	Legislative (unicameral)	Roseau South	O	Eggleston	O05	O05-10
2022	Legislative (unicameral)	St. Joseph	S	St. Joseph (East)	S05	S05-11
2019	Legislative (unicameral)	Paix Bouche	J	Paix Bouche	J04	J04-2
2019	Legislative (unicameral)	St. Joseph	S	St. Joseph (West)	S04	S04-2
2019	Legislative (unicameral)	Colihaut	B	Colihaut	B02	B02-3
2019	Legislative (unicameral)	Roseau North	N	Stockfarm	N07	N07-3
2019	Legislative (unicameral)	Mahaut	F	Canefield	F07	F07-3

Sample Electoral Units (continued 2/2)

NAME3_b	Lat.	Lon.
House of Annette St. Hilaire	15.309	-61.379
Woodford Hill Primary School	15.581	-61.330

Continued on next page

Sample Electoral Units (continued 2/2)

	NAME3_b	Lat.	Lon.
	Fond Cole Community Centre	15.315	-61.388
	Lily's Disco	15.297	-61.357
	Kelleb Laurent Primary School	15.406	-61.422
	Paix Bouche Primary School	15.594	-61.416
	St. Joseph Community Centre	15.406	-61.422
	Colihaut Primary School	15.484	-61.463
	Dominica Football Facility	15.310	-61.383
	Canefield Pre-School	15.369	-61.398

24.5 Aggregate Election Results

2022 Legislative (unicameral)

Party	Votes
Dominica Labour Party	15,224
Independent	3,103
Team Unity Dominica	153

2019 Legislative (unicameral)

Party	Votes
Dominica Labour Party	23,643
United Workers' Party	16,424

24.6 Electoral Geography

0

Electoral Units in 2022 | Geometry Type: Thiessen | Spatial Units: 70 (Years also geocoded at this level: 2019)

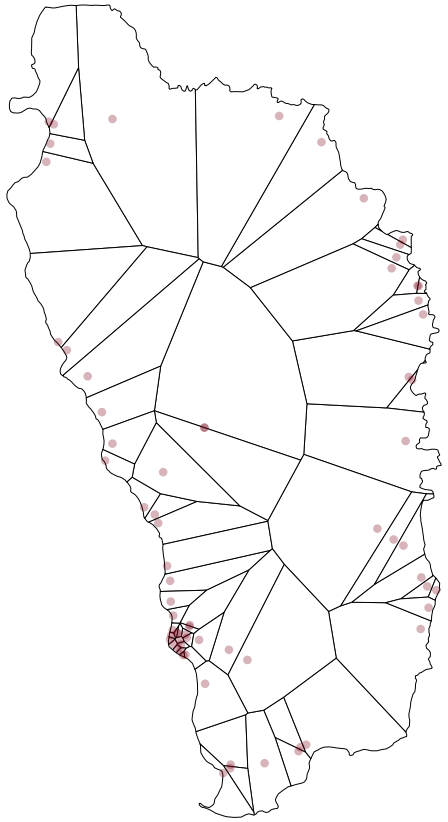

25 Dominican Republic

25.1 Notes

- Smallest physical unit: Polling Station

25.2 Data Source(s)

- Junta Central Electoral

25.3 Elections Summary

Elections Summary

Year	Election Type	Data Units	Spatial Units	% Geocoded
2024	Legislative (lower house)	16884	3010	96.8%
2024	Presidential	18495	3010	96.4%
2020	Legislative (lower house)	16159	2939	98.4%
2020	Presidential	17274	2939	98.1%
2016	Legislative (lower house)	15496	0	0.0%
2016	Presidential	16262	0	0.0%
2012	Presidential	14644	1827	99.9%
2010	Legislative (lower house)	13730	0	0.0%
2008	Presidential	13075	1984	99.7%
2006	Legislative (lower house)	12372	1975	99.7%
2004	Presidential	12203	1709	99.7%
2002	Legislative (lower house)	11518	1602	99.7%
2000	Presidential	11413	0	0.0%

25.4 Sample Electoral Units

Sample Electoral Units

Year	Type	NAME1	NAME1_b	NAME2	NAME2_b	NAME3
2024	Legislative (LH)	Espaillat	10	Moca	54	—
2024	Legislative (LH)	San Cristobal	24	San Cristobal	2	—
2024	Legislative (LH)	Distrito Nacional	1	Distrito Nacional	1	—
2024	Legislative (LH)	Azua	3	Las Yayas De Viajama	125	—
2024	Legislative (LH)	Peravia	20	Bani	3	—
2024	Presidential	Azua	3	Padre Las Casas	17	—
2024	Presidential	Distrito Nacional	1	Distrito Nacional	1	—
2024	Presidential	San Cristobal	24	Bajos De Haina	93	—
2024	Presidential	La Altagracia	2	Higuey	28	—
2024	Presidential	Azua	3	Las Charcas	135	—
2020	Legislative (LH)	La Romana	13	La Romana	26	La Romana
2020	Legislative (LH)	Maria Trinidad Sanchez	15	Nagua	71	Nagua
2020	Legislative (LH)	Santo Domingo	32	Santo Domingo Norte	225	Santo Domingo Norte
2020	Legislative (LH)	Distrito Nacional	1	Distrito Nacional	1	Distrito Nacional
2020	Legislative (LH)	San Jose De Ocoa	31	San Jose De Ocoa	13	San Jose De Ocoa
2020	Presidential	St. Croix	79	Puerto Rico	613	—
2020	Presidential	San Cristobal	24	San Cristobal	2	San Cristobal
2020	Presidential	Santiago	28	Puñal	350	Canabacoa Abajo (Dm)
2020	Presidential	Santo Domingo	32	San Antonio De Guerra	227	San Antonio De Guerra

Continued on next page

Sample Electoral Units

Year	Type	NAME1	NAME1_b	NAME2	NAME2_b	NAME3
2020	Presidential	Santo Domingo	32	Santo Domingo Este	223	Santo Domingo Este
2016	Legislative (LH)	La Altagracia	2	Higuey	28	NULL
2016	Legislative (LH)	Maria Trinidad Sanchez	15	Cabrera	60	ARROYO SALADO (DM)
2016	Legislative (LH)	Santo Domingo	32	Los Alcarrizos	229	NULL
2016	Legislative (LH)	Sanchez Ramirez	27	Cevicos	52	NULL
2016	Legislative (LH)	Puerto Plata	21	Villa Montellano	175	NULL
2016	Presidential	Duarte	7	San Francisco De Macoris	56	—
2016	Presidential	San Cristobal	24	Bajos De Haina	93	—
2016	Presidential	Dajabon	6	Loma De Cabrera	73	—
2016	Presidential	Santo Domingo	32	Santo Domingo Este	223	—
2016	Presidential	Santiago	28	Villa Gonzalez	94	—
2012	Presidential	Maria Trinidad Sanchez	15	Nagua	71	Las Gordas (Dm)
2012	Presidential	Espaillat	10	Moca	54	Moca
2012	Presidential	San Cristobal	24	San Cristobal	2	San Cristobal
2012	Presidential	Espaillat	10	Moca	54	Moca
2012	Presidential	Puerto Plata	21	Puerto Plata	37	Maimon (Dm)
2010	Legislative (LH)	San Cristobal	24	Yaguate	82	—
2010	Legislative (LH)	Distrito Nacional	1	Distrito Nacional	1	—
2010	Legislative (LH)	Santo Domingo	32	Santo Domingo Este	223	—
2010	Legislative (LH)	Duarte	7	San Francisco De Macoris	56	—
2010	Legislative (LH)	Santo Domingo	32	Boca Chica	226	—

Continued on next page

Sample Electoral Units

Year	Type	NAME1	NAME1_b	NAME2	NAME2_b	NAME3
2008	Presidential	Santo Domingo	—	Santo Domingo Este	—	—
2008	Presidential	Santo Domingo	—	Santo Domingo Este	—	—
2008	Presidential	Duarte	—	San Francisco De Macoris	—	—
2008	Presidential	Barahona	—	Barahona	—	—
2008	Presidential	La Altagracia	—	Higuey	—	—
2006	Legislative (LH)	Maria Trinidad Sanchez	15	Cabrera	60	—
2006	Legislative (LH)	Santo Domingo	32	Santo Domingo Este	223	—
2006	Legislative (LH)	Bahoruco	4	Tamayo	76	—
2006	Legislative (LH)	San Cristobal	24	San Cristobal	2	—
2006	Legislative (LH)	Samana	23	Sanchez	66	—
2004	Presidential	Distrito Nacional	1	Distrito Nacional	1	—
2004	Presidential	Santo Domingo	32	Santo Domingo Este	223	—
2004	Presidential	Peravia	20	Bani	3	—
2004	Presidential	Santo Domingo	32	Santo Domingo Este	223	—
2004	Presidential	Santiago De Los Caballeros	28	Janico	35	—
2002	Legislative (LH)	Dajabon	6	Loma De Cabrera	73	—
2002	Legislative (LH)	Espaillat	10	Moca	54	—
2002	Legislative (LH)	Santo Domingo	32	Santo Domingo Este	223	—
2002	Legislative (LH)	Santo Domingo	32	Santo Domingo Oeste	224	—

Continued on next page

Sample Electoral Units

Year	Type	NAME1	NAME1_b	NAME2	NAME2_b	NAME3
2002	Legislative (LH)	Santo Domingo	32	Santo Domingo Oeste	224	—
2000	Presidential	—	16	—	48	—
2000	Presidential	—	2	—	28	—
2000	Presidential	—	28	—	31	—
2000	Presidential	—	6	—	44	—
2000	Presidential	—	17	—	101	—

Sample Electoral Units (continued 2/2)

	NAME3_b	NAME4	NAME4_b	NAME5	Lat.	Lon.
	54	Escuela Juan Crisostomo Estrella	C/Nuestra Señora Del Rosario 136	0200	19.456	-70.504
	397	Escuela Basica José Francis- Co Peña Gomez	Paraje Hojas Anchas, Cal- Le Osvaldo Bazil No. 155	0322	18.408	-70.111
	1	Sem. Pontificio Santo Tomas De Aquino	Av. Sarasota Esq. Nuñez De Caceres	1352B	18.450	-69.953
	231	Escuela Primaria Rural	Paraje La Canoa	0050	18.679	-71.062

Continued on next page

Sample Electoral Units (continued 2/2)

	NAME3_b	NAME4	NAME4_b	NAME5	Lat.	Lon.
	3	Liceo Secundario Francisco G. Billini	Calle Gaston Fernando Deligne No. 60	0348	18.283	-70.338
	17	Escuela Primaria Bienvenido Veloz Alcantara	Calle Perpetuo Socorro No. 6	0041	18.717	-70.941
	1	Colegio Dominicano De La Salle	Avenida Bolivar No. 807	0192	18.466	-69.916
	93	Colegio San Marcos	Avenida Rio Haina/Plazo- Leta	0043A	18.417	-70.031
	28	Escuela Primaria Hnos. Trejo	Manuel Monteagudo, Bo. San Martin	0016	18.700	-68.667
	135	Escuela Primaria Jhon F. Kennedy	Calle Francisco Caamaño Deño	0068	18.394	-70.545
	26	Colegio Mi Hogar Cristiano	Calle Hermanas Mirabal	0095A	18.522	-68.920
	71	Oficina De Obras Publica	Calle 27 De Febrero (Antigua Colon)	0121	19.375	-69.850
	225	Escuela Basica San Felipe	Carretera A Yamasa S/N, Km. 16	1139	18.624	-69.947
	1	Escuela Fatima Oscar Santana	Calle Jose Nicolas Casimiro No. 50	0753A	18.505	-69.886
	13	Esc. Prim Luisa Ozema Pellerano	Gral. Cabral/Imbert	0093	18.716	-70.511
	613	—	—	0065	—	—

Continued on next page

Sample Electoral Units (continued 2/2)

	NAME3_b	NAME4	NAME4_b	NAME5	Lat.	Lon.
	2	Esc. Prim. Urb. Prof. Pablo Barinas	Calle Pablo Barinas No. 3	0257A	18.400	-70.110
	352	Escuela Maximiliano Antonio Estrella	Paraje Colorado	0336A	19.395	-70.657
	227	Escuela Primaria Rural B. Frias	Paraje Mata De Palma	1115	18.620	-69.674
	223	Escuela Primaria Celina Pellier	Ave. 25 De Enero Esq. C/ 4ta	1980	18.512	-69.794
	28	—	—	0103	—	—
	203	—	—	0043	—	—
	229	—	—	1382A	—	—
	52	—	—	0029	—	—
	175	—	—	0078	—	—
	56	—	—	0028	—	—
	93	—	—	0098	—	—
	73	—	—	0027	—	—
	291	—	—	1850	—	—
	94	—	—	0039	—	—
	271	Iglesia Catolica, Paraje Los Guayabitos	—	0034	19.435	-70.057
	54	Escuela Valentin Michel, Av. Puerto Rico No.2	—	0002	19.456	-70.504

Continued on next page

Sample Electoral Units (continued 2/2)

	NAME3_b	NAME4	NAME4_b	NAME5	Lat.	Lon.
	2	Colegio Oficializado San Rafael, General Cabral No.102	—	0283	18.443	-70.136
	54	Colegio Don Bosco, Calle Sanchez	—	0252	19.390	-70.522
	372	Escuela Primaria Rural, Paraje La Colorada	—	0037M	19.793	-70.844
	82	—	—	0054	—	—
	1	—	—	1517	—	—
	223	—	—	1728	—	—
	205	—	—	0134	—	—
	286	—	—	1198C	—	—
	—	Escuela Primaria Rural	Paraje La Grua	1172A	18.516	-69.789
	—	Escuela Primaria Rural Belice	Av. Charles De Gaulle Paraje Los Trinitarios	1301	18.505	-69.827
	—	Escuela Primaria Bomba De Cenovi	Paraje Bomba De Cenovi	0135	19.221	-70.327
	—	Sindicato De Carga Liviana	Calle Gral. Santiago Peguero No.61	0021	18.213	-71.099
	—	Escuela Primaria Rural	Paraje Puerto Escondido	0053	18.666	-68.817
	—	Escuela Primaria Rural	Paraje Jobo Claro	0018	19.584	-70.001
	—	Colecturia No. 5 Impuestos Internos	Av. Venezuela Esq. Fco. Segura Sandoval	0881A	18.507	-69.874

Continued on next page

Sample Electoral Units (continued 2/2)

	NAME3_b	NAME4	NAME4_b	NAME5	Lat.	Lon.
	—	Escuela Primaria Rural	Paraje Mena Abajo	0030A	18.500	-71.167
	—	Casino San Cristobal Inc.	Avenida Constitucion No.89	0036	18.419	-70.113
	—	Escuela Primaria Rural	Paraje Majagual	0022	19.157	-69.641
	—	Colegio Santa Rita	Calle 37 No 40	0392B	18.500	-69.924
	—	Centro Educativo Rosario	Calle 4ta. #15	1330C	18.512	-69.794
	—	Escuela Primaria Rural	Paraje Boca Canasta	0150	18.338	-70.381
	—	Colegio Obrero De Paz	C/Primera No. 316/Maquiteria, Villa Duarte	1062	18.512	-69.794
	—	Escuela De Tejidos	Avenida Santiago	0002	19.452	-70.697
	—	Escuela Primaria Rural	Paraje Monte Grande	0033	19.434	-71.626
	—	Escuela Primaria Rural	Paraje Rosa De Moca	0129	19.456	-70.504
	—	Escuela Primaria Rural B. Frias	Paraje Mata De Palma	1116A	18.512	-69.794
	—	Escuela Local De Conani	C/Duarte,P. Los Alcarrizos	1381B	18.512	-70.011
	—	Escuela Doña Filomena Canalda	Calle 18 #31	1364A	18.483	-69.988
	—	—	—	25	—	—
	—	—	—	110B	—	—
	—	—	—	515	—	—
	—	—	—	34	—	—

Continued on next page

Sample Electoral Units (continued 2/2)

	NAME3_b	NAME4	NAME4_b	NAME5	Lat.	Lon.
	—	—	—	9	—	—

25.5 Aggregate Election Results

2024 Presidential

Party	Party_b	Party_c	Votes
ABINADER, Luis	Modern Revolutionary Party	PRM	2,020,127
FERNÁNDEZ, Leonel	People's Force	FP	1,135,635
MARTÍNEZ, Abel	Dominican Liberation Party	PLD	442,694
FERNÁNDEZ, Leonel	Social Democratic Institutional Bloc	BIS	58,163
ESPAILLAT, Roque	Democratic Hope Party	PED	49,517
unknown	Social Justice	JS	48,672
ABINADER, Luis	Dominicans for Change	DXC	47,700
ABINADER, Luis	Possible Country	PP	40,791
ABINADER, Luis	Social Christian Reformist Party	PRSC	36,850
PEÑA, Carlos	Generation of Servants Party	GENS	30,989
MARTÍNEZ, Abel	Revolutionary Social Democratic Party	PRSD	27,239
RODRÍGUEZ, Virginia Antares	Democratic Choice	OD	24,605
MARTÍNEZ, Abel	Civic Renovation Party	PCR	23,860
FERNÁNDEZ, Leonel	National Unity Party	PUN	22,599
FERNÁNDEZ, Leonel	Quisqueyano Christian Democratic Party	PQDC	21,601
VARGAS, Miguel	Dominican Revolutionary Party	PRD	18,550
MARTÍNEZ, Abel	Alternative Democratic Movement	MODA	18,079
ABINADER, Luis	Alliance for Democracy	APD	16,568

Continued on next page

2024 Presidential

Party	Party_b	Party_c	Votes
GARCÍA, Guillermo Moreno	Country Alliance	ALPAIS	15,083
unknown	People First Party	PPG	14,490
ABINADER, Luis	Dominican Humanist Party	PHD	13,548
MARTÍNEZ, Abel	Liberal Reformist Party	PLR	11,277
unknown	Liberal Party of Action	PAL	9,173
unknown	Christian People's Party	PPC	8,671
unknown	People's Democratic Party	PDP	6,731
unknown	Christian Socialist Party	PSC	6,406
unknown	Green Socialist Party	PASOVE	6,257
FERNÁNDEZ, Leonel	Institutional Democratic Party	PDI	6,201
CABRERA, María Teresa	Broad Front	F.AMPLIO	5,979
MARTÍNEZ, Abel	Christian Democratic Union	UDC	5,568
unknown	Independent Revolutionary Party	PRI	4,984
ABINADER, Luis	National Citizen Will Party	PNVC	2,647
SEVERINO, Fulgencio	Country for All Movement	PPT	2,643

2024 Legislative (lower house)

Party	Party_b	Party_c	Votes
Modern Revolutionary Party	PRM	—	1,983,852
People's Force	FP	—	704,834
Dominican Liberation Party	PLD	—	626,628
Dominican Revolutionary Party	PRD	—	86,976
Social Christian Reformist Party	PRSC	—	77,968
Dominicans for Change	DXC	—	53,445
Social Justice	JS	—	49,976
National Unity Party	PUN	—	45,373
Possible Country	PP	—	36,567
Revolutionary Social Democratic Party	PRSD	—	34,484
Civic Renovation Party	PCR	—	32,861

Continued on next page

2024 Legislative (lower house)

Party	Party_b	Party_c	Votes
Democratic Choice	OD	—	30,337
Dominican Humanist Party	PHD	—	29,391
Country Alliance	ALPAIS	—	28,420
Alternative Democratic Movement	MODA	—	27,108
People First Party	PPG	—	25,096
Social Democratic Institutional Bloc	BIS	—	24,816
Generation of Servants Party	GENS	—	22,523
Liberal Reformist Party	PLR	—	22,349
Alliance for Democracy	APD	—	21,104
Independent Revolutionary Party	PRI	—	17,906
Liberal Party of Action	PAL	—	16,352
Quisqueyano Christian Democratic Party	PQDC	—	15,977
Broad Front	F.AMPLIO	—	13,079
Democratic Hope Party	PED	—	12,941
People's Democratic Party	PDP	—	11,899
Christian People's Party	PPC	—	11,405
Christian Democratic Union	UDC	—	10,340
Christian Socialist Party	PSC	—	9,802
Green Socialist Party	PASOVE	—	8,796
Institutional Democratic Party	PDI	—	6,080
National Citizen Will Party	PNVC	—	4,455
Country for All Movement	PPT	—	4,310
National Progressive Force	FNP	—	2,885

2020 Presidential

Party	Party_b	Party_c	Votes
ABINADER, Luis	Modern Revolutionary Party	PRM	1,917,290
CASTILLO, Gonzalo	Dominican Liberation Party	PLD	1,338,585

Continued on next page

2020 Presidential

Party	Party_b	Party_c	Votes
FERNÁNDEZ, Leonel	People's Force	FP	225,136
CASTILLO, Gonzalo	Dominican Revolutionary Party	PRD	95,331
FERNÁNDEZ, Leonel	Social Christian Reformist Party	PRSC	71,013
GARCÍA, Guillermo Moreno	Country Alliance	ALPAIS	37,929
ABINADER, Luis	Dominicans for Change	DXC	30,193
ABINADER, Luis	Dominican Humanist Party	PHD	28,139
ABINADER, Luis	Broad Front	F.AMPLIO	26,206
ABINADER, Luis	Possible Country	PP	25,462
ABINADER, Luis	Revolutionary Social Democratic Party	PRSD	24,917
CASTILLO, Gonzalo	Civic Renovation Party	PCR	24,358
CASTILLO, Gonzalo	Alternative Democratic Movement	MODA	21,998
FERNÁNDEZ, Leonel	National Unity Party	PUN	19,126
FERNÁNDEZ, Leonel	Social Democratic Institutional Bloc	BIS	15,918
ABINADER, Luis	Alliance for Democracy	APD	14,932
FERNÁNDEZ, Leonel	Quisqueyano Christian Democratic Party	PQDC	12,627
unknown	Christian People's Party	PPC	11,879
CASTILLO, Gonzalo	Christian Democratic Union	UDC	10,606
unknown	Liberal Party of Action	PAL	9,302
FERNÁNDEZ, Leonel	National Progressive Force	FNP	7,702
CASTILLO, Gonzalo	People's Democratic Party	PDP	3,912
CASTILLO, Gonzalo	Independent Revolutionary Party	PRI	3,388
CRUZ, Ismael Reyes	Institutional Democratic Party	PDI	3,287
COHEN, Juan	National Citizen Will Party	PNVC	2,476

2020 Legislative (lower house)

Party	Party_b	Party_c	Votes
Modern Revolutionary Party	PRM	—	1,568,168
Dominican Liberation Party	PLD	—	1,245,048

Continued on next page

2020 Legislative (lower house)

Party	Party_b	Party_c	Votes
Dominican Revolutionary Party	PRD	—	215,287
People's Force	FP	—	162,905
Social Christian Reformist Party	PRSC	—	158,890
Country Alliance	ALPAIS	—	68,662
Dominicans for Change	DXC	—	44,500
Dominican Humanist Party	PHD	—	41,990
Civic Renovation Party	PCR	—	39,222
Social Democratic Institutional Bloc	BIS	—	36,320
Revolutionary Social Democratic Party	PRSD	—	32,490
Alternative Democratic Movement	MODA	—	32,245
Broad Front	F.AMPLIO	—	29,509
National Unity Party	PUN	—	26,354
Alliance for Democracy	APD	—	26,062
Christian People's Party	PPC	—	20,489
Quisqueyano Christian Democratic Party	PQDC	—	18,933
Christian Democratic Union	UDC	—	17,849
Liberal Party of Action	PAL	—	17,337
Liberal Reformist Party	PLR	—	15,652
Possible Country	PP	—	14,181
Independent Revolutionary Party	PRI	—	11,982
National Progressive Force	FNP	—	10,501
People's Democratic Party	PDP	—	10,178
National Citizen Will Party	PNVC	—	9,130
Institutional Democratic Party	PDI	—	7,368

2016 Presidential

Party	Party_b	Party_c	Votes
MEDINA, Danilo	Dominican Liberation Party	PLD	2,239,322

Continued on next page

2016 Presidential

Party	Party_b	Party_c	Votes
ABINADER, Luis	Modern Revolutionary Party	PRM	1,167,025
MEDINA, Danilo	Dominican Revolutionary Party	PRD	260,473
ABINADER, Luis	Social Christian Reformist Party	PRSC	249,375
GARCÍA, Guillermo Moreno	Country Alliance	ALPAIS	80,326
ABINADER, Luis	Dominican Humanist Party	PHD	57,224
MEDINA, Danilo	Alternative Democratic Movement	MODA	52,923
MEDINA, Danilo	Social Democratic Institutional Bloc	BIS	44,886
MEDINA, Danilo	Civic Renovation Party	PCR	38,333
ABINADER, Luis	Dominicans for Change	DXC	28,126
ABINADER, Luis	Broad Front	FRENTE AMPLIO	26,384
MEDINA, Danilo	Christian Democratic Union	UDC	20,260
WESSIN, Elías	Quisqueyano Christian Democratic Party	PQDC	19,921
MEDINA, Danilo	Liberal Reformist Party	PLR	17,297
MEDINA, Danilo	Dominican Workers' Party	PTD	16,185
CASTILLO, Pelegrín	National Progressive Force	FNP	15,638
MIRABAL, Minou Tavárez	Alliance for Democracy	APD	15,565
MEDINA, Danilo	Green Socialist Party	PASOVE	14,393
MEDINA, Danilo	Christian People's Party	PPC	13,511
MEDINA, Danilo	Liberal Party of Action	PAL	13,407
CAMPS, Hatuey de	Revolutionary Social Democratic Party	PRSD	7,943
MEDINA, Danilo	People's Democratic Party	PDP	6,498
MEDINA, Danilo	Institutional Democratic Party	PDI	6,074
MEDINA, Danilo	Independent Revolutionary Party	PRI	5,900
AQUINO, Soraya	National Unity Party	PUN	5,531
MEDINA, Danilo	National Citizen Will Party	PNVC	4,594

2016 Legislative (lower house)

Party	Party_b	Party_c	Votes
Dominican Liberation Party	PLD	—	1,794,325
Modern Revolutionary Party	PRM	—	877,101
Social Christian Reformist Party	PRSC	—	393,125
Dominican Revolutionary Party	PRD	—	336,201
National Unity Party	PUN	—	135,866
Alternative Democratic Movement	MODA	—	91,222
Social Democratic Institutional Bloc	BIS	—	90,516
Country Alliance	ALPAIS	—	63,073
Quisqueyano Christian Democratic Party	PQDC	—	57,786
Dominican Humanist Party	PHD	—	55,531
Civic Renovation Party	PCR	—	48,689
Broad Front	FRENTE AMPLIO	—	45,310
Dominicans for Change	DXC	—	38,030
National Progressive Force	FNP	—	37,197
Liberal Reformist Party	PLR	—	30,503
Green Socialist Party	PASOVE	—	24,823
Christian Democratic Union	UDC	—	23,765
Dominican Workers' Party	PTD	—	21,457
Institutional Democratic Party	PDI	—	20,845
Revolutionary Social Democratic Party	PRSD	—	20,323
Christian People's Party	PPC	—	19,374
Alliance for Democracy	APD	—	18,277
Liberal Party of Action	PAL	—	16,562
People's Democratic Party	PDP	—	11,988
National Citizen Will Party	PNVC	—	10,507
Independent Revolutionary Party	PRI	—	10,262
Present Youth Movement	MJP	—	571

2012 Presidential

Party	Party_b	Party_c	Votes
MEJÍA, Hipólito	Dominican Revolutionary Party	PRD	1,840,846
MEDINA, Danilo	Dominican Liberation Party	PLD	1,652,823
MEDINA, Danilo	Social Christian Reformist Party	PRSC	263,648
MEJÍA, Hipólito	Alternative Democratic Movement	MODA	89,526
MEDINA, Danilo	Social Democratic Institutional Bloc	BIS	70,960
GARCÍA, Guillermo Moreno	Country Alliance	ALPAIS	61,031
MEJÍA, Hipólito	Revolutionary Social Democratic Party	PRSD	59,921
MEDINA, Danilo	Quisqueyano Christian Democratic Party	PQDC	59,345
MEDINA, Danilo	Christian Democratic Union	UDC	34,386
MEJÍA, Hipólito	Dominican Humanist Party	PHD	33,985
MEDINA, Danilo	National Progressive Force	FNP	32,650
MEDINA, Danilo	Civic Renovation Party	PCR	26,662
MEDINA, Danilo	Dominican Workers' Party	PTD	25,434
MEDINA, Danilo	Christian People's Party	PPC	21,667
MEDINA, Danilo	Liberal Party of Action	PAL	20,880
MEJÍA, Hipólito	Dominican Social Alliance	ASD	18,830
MEDINA, Danilo	Green Socialist Party	PASOVE	14,285
MEDINA, Danilo	National Unity Party	PUN	12,205
MEDINA, Danilo	Liberal Party of the Dominican Republic	PLRD	11,545
MEJÍA, Hipólito	Institutional Democratic Party	PDI	11,436
ESTRELLA, Eduardo	Dominicans for Change	DXC	9,113
MEDINA, Danilo	People's Democratic Party	PDP	9,055
SERULLE, Julián	Broad Front	FRENTE	6,395
PUIG, Max	Alliance for Democracy	APD	4,909

2010 Legislative (lower house)

Party	Party_b	Party_c	Votes
Dominican Revolutionary Party	PRD	—	2,725,876

Continued on next page

2010 Legislative (lower house)

Party	Party_b	Party_c	Votes
Dominican Liberation Party	PLD	—	2,685,626
Social Christian Reformist Party	PRSC	—	445,694
Social Democratic Institutional Bloc	BIS	—	85,624
Alternative Democratic Movement	MODA	—	82,163
Alliance for Democracy	APD	—	82,094
Christian Democratic Union	UDC	—	81,860
Quisqueyano Christian Democratic Party	PQDC	—	69,158
Movement for Independence, Unity and Change	MIUCA	—	55,634
National Progressive Force	FNP	—	46,558
Revolutionary Social Democratic Party	PRSD	—	38,627
Dominican Workers' Party	PTD	—	34,828
Dominican Humanist Party	PHD	—	31,217
Dominicans for Change	DXC	—	28,673
Christian People's Party	PPC	—	28,326
People's Democratic Party	PDP	—	25,217
National Citizen Will Party	PNVC	—	21,697
Civic Renovation Party	PCR	—	21,503
Institutional Democratic Party	PDI	—	21,111
National Unity Party	PUN	—	20,811
Liberal Party of the Dominican Republic	PLRD	—	20,619
Liberal Party of Action	PAL	—	18,143
Independent Revolutionary Party	PRI	—	13,690
Green Socialist Party	PASOVE	—	13,388
Dominican Social Alliance	ASD	—	4,197
unknown	MIUP	—	3,962
Green Party of Democratic Unity	PVUD	—	1,529

2008 Presidential

Party	Party_b	Party_c	Votes
FERNÁNDEZ, Leonel	Dominican Liberation Party	PLD	1,794,955
VARGAS, Miguel	Dominican Revolutionary Party	PRD	1,548,957
ARISTY, Amable	Social Christian Reformist Party	PRSC	185,444
unknown	Alliance for Democracy	APD	78,608
unknown	Social Democratic Institutional Bloc	BIS	49,887
unknown	National Progressive Force	FNP	48,070
unknown	Quisqueyano Christian Democratic Party	PQDC	39,369
unknown	Christian Democratic Union	UDC	38,534
VARGAS, Miguel	Green Party of Democratic Unity	PVUD	30,412
VARGAS, Miguel	Alternative Democratic Movement	MODA	29,744
unknown	Dominican Workers' Party	PTD	29,455
unknown	Christian People's Party	PPC	20,204
unknown	Liberal Party of the Dominican Republic	PLRD	20,062
GARCÍA, Guillermo Moreno	Movement for Independence, Unity and Change	MIUCA	17,797
VARGAS, Miguel	Dominican Social Alliance	ASD	16,083
ESTRELLA, Eduardo	Revolutionary Social Democratic Party	PRSD	13,848
unknown	National Unity Party	PUN	12,561
unknown	National Renaissance Party	PRN	11,820
unknown	People's Democratic Party	PDP	7,748
CANDELIER, Pedro de Jesús	Popular Alliance Party	PAP	5,791
unknown	Dominican Humanist Party	PHD	5,114
SANTANA, Trajano	Independent Revolutionary Party	PRI	1,486

2006 Legislative (lower house)

Party	Party_b	Party_c	Votes
Dominican Liberation Party	PLD	—	2,638,466
Dominican Revolutionary Party	PRD	—	1,932,920

Continued on next page

2006 Legislative (lower house)

Party	Party_b	Party_c	Votes
Social Christian Reformist Party	PRSC	—	716,097
Alliance for Democracy	APD	—	131,091
Social Democratic Institutional Bloc	BIS	—	127,615
Revolutionary Social Democratic Party	PRSD	—	87,848
National Unity Party	PUN	—	64,811
Dominican Workers' Party	PTD	—	44,974
Quisqueyano Christian Democratic Party	PQDC	—	41,821
Liberal Party of the Dominican Republic	PLRD	—	41,561
Christian Democratic Union	UDC	—	39,880
Independent Revolutionary Party	PRI	—	29,234
Green Party of Democratic Unity	PVUD	—	28,001
National Citizen Will Party	PNVC	—	22,792
National Renaissance Party	PRN	—	20,793
Movement for Independence, Unity and Change	MIUCA	—	16,563
Dominican Social Alliance	ASD	—	12,804
People's Democratic Party	PDP	—	12,435
Christian People's Party	PPC	—	12,362
Dominican Humanist Party	PHD	—	7,197
unknown	MIYA	—	18

2004 Presidential

Party	Party_b	Party_c	Votes
FERNÁNDEZ, Leonel	Dominican Liberation Party	PLD_	1,746,314
MEJÍA, Hipólito	Dominican Revolutionary Party	PRD_	1,100,887
ESTRELLA, Eduardo	Social Christian Reformist Party	PRSC_	292,481
unknown	Social Democratic Institutional Bloc	BIS_	96,951
unknown	Alliance for Democracy	APD_	83,739

Continued on next page

2004 Presidential

Party	Party_b	Party_c	Votes
unknown	National Unity Party	PUN_	44,413
unknown	National Progressive Force	FNP_	38,548
unknown	Christian Democratic Union	UDC_	32,056
unknown	Quisqueyano Christian Democratic Party	PQDC_	27,416
unknown	Dominican Workers' Party	PTD_	24,508
unknown	unknown	UD_	18,791
unknown	National Citizen Will Party	PNVC_	18,365
unknown	Liberal Party of the Dominican Republic	PLRD_	13,892
unknown	National Renaissance Party	PRN_	11,031
unknown	Dominican Humanist Party	PHD_	5,287
ESTRELLA, Rafael Flores	Force of the Revolution	FR_	4,644
unknown	Independent Revolutionary Party	PRI_	3,966
unknown	Christian People's Party	PPC_	3,335
PEÑA, Raúl Pérez	Party for Authentic Democracy	PAD_	1,825
CONCEPCIÓN, Ramón Emilio	National Solidarity Movement	MSN_	1,444
BENCOSME, Carlos Manuel	Dominican Social Alliance	ASD_	1,034
NADAL, Ramón Nelson Didiez	People's Democratic Party	PDP_	767

2002 Legislative (lower house)

Party	Party_b	Party_c	Votes
Dominican Revolutionary Party	PRD	—	1,844,338
Dominican Liberation Party	PLD	—	1,200,243
Social Christian Reformist Party	PRSC	—	1,131,731
Independent Revolutionary Party	PRI	—	62,325
Quisqueyano Christian Democratic Party	PQDC	—	53,820
Social Democratic Institutional Bloc	BIS	—	50,038
Christian People's Party	PPC	—	29,061

Continued on next page

2002 Legislative (lower house)

Party	Party_b	Party_c	Votes
National Renaissance Party	PRN	—	27,767
National Citizen Will Party	PNVC	—	23,505
Dominican Social Alliance	ASD	—	23,435
Alliance for Democracy	APD	—	19,603
Dominican Workers' Party	PTD	—	13,751
Movement for Independence, Unity and Change	MIUCA	—	11,073
Force of the Revolution	FR	—	10,885
People's Democratic Party	PDP	—	10,512
National Unity Party	PUN	—	9,677
Christian Democratic Union	UDC	—	9,620
unknown	PNA	—	9,296
unknown	MISAR	—	4,071
unknown	MIYA	—	2,391
unknown	MOCIRESA	—	1,586
unknown	MCI	—	116

2000 Presidential

Party	Party_b	Party_c	Votes
MEJÍA, Hipólito	Dominican Revolutionary Party	PRD	1,428,999
BALAGUER, Joaquín	Social Christian Reformist Party	PRSC	784,774
MEDINA, Danilo	Dominican Liberation Party	PLD	752,029
unknown	unknown	UD	61,785
unknown	Quisqueyano Christian Democratic Party	PQDC	52,309
unknown	Social Democratic Institutional Bloc	BIS	43,469
unknown	Independent Revolutionary Party	PRI	18,963
unknown	People's Democratic Party	PDP	11,820
unknown	Dominican Social Alliance	ASD	8,442

Continued on next page

2000 Presidential

Party	Party_b	Party_c	Votes
unknown	National Citizen Will Party	PNVC	7,068
ESPINOZA, José González	Dominican Workers' Party	PTD	6,074
ALMÁNZAR, Ramón	New Alternative Party	LA ALTERNATIVA	5,892
SADHALÁ, César Estrella	Dominican Movement of Unity and Integration	UNIDO	3,296
ENCARNACIÓN, Agustín	National Renaissance Party	PRN	3,210

25.6 Electoral Geography

0

Electoral Units in 2024 | Geometry Type: Thiessen | Spatial Units: 6,032 (Years also geocoded at this level: 2002, 2004, 2006, 2008, 2012, 2020)

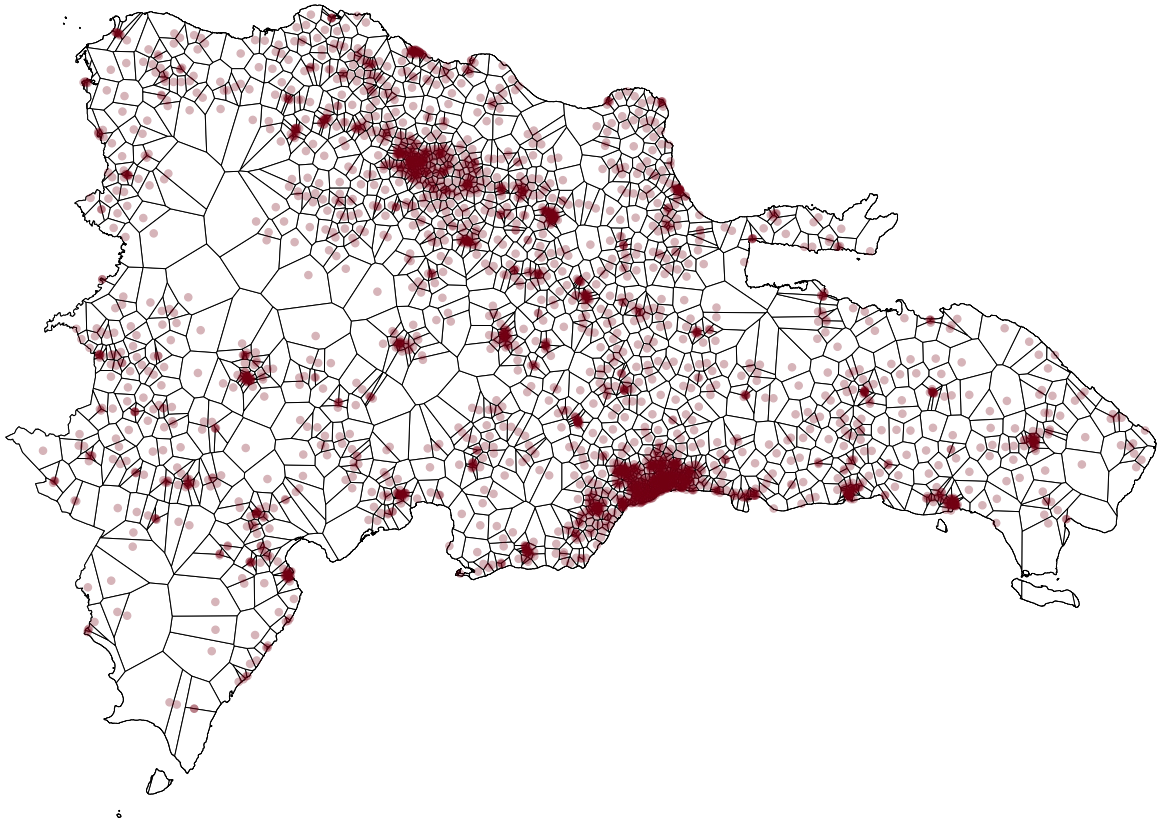

26 Ecuador

26.1 Notes

- Smallest physical unit: Parish

26.2 Data Source(s)

- Consejo Nacional Electoral

26.3 Elections Summary

Elections Summary

Year	Election Type	Data Units	Spatial Units	% Geocoded
2023	Legislative (unicameral)	1300	1169	100.0%
2023	Presidential	1300	1169	100.0%
2021	Legislative (unicameral)	1299	1159	100.0%
2021	Presidential	1299	1159	100.0%
2017	Presidential	1306	1160	100.0%
2013	Legislative (unicameral)	1300	1153	100.0%
2013	Presidential	1300	1153	100.0%
2009	Legislative (unicameral)	1248	1117	100.0%
2009	Presidential	1248	1117	100.0%
2006	Presidential	1241	1104	100.0%
2002	Presidential	1162	1089	99.9%

26.4 Sample Electoral Units

Sample Electoral Units

Year	Type	NAME1	NAME1_b	NAME2	NAME2_b	NAME3
2023	Legislative (unicameral)	Guayas	9	Guayaquil	390	9 De Octubre
2023	Legislative (unicameral)	Morona Santiago	14	Logroño	611	Yaupi
2023	Legislative (unicameral)	Morona Santiago	14	Gualaquiza	595	Bomboiza
2023	Legislative (unicameral)	Zamora Chinchipe	19	Nangaritza	130	Nuevo Paraiso
2023	Legislative (unicameral)	Loja	11	Olmedo	311	Olmedo
2023	Presidential	Orellana	22	Loreto	935	San Jose De Dahuano
2023	Presidential	Imbabura	10	Urcuqui	55	La Merced De Buenos Aires
2023	Presidential	Sto Dgo Tsachilas	23	Santo Domingo	85	Bomboli
2023	Presidential	Loja	11	Loja	300	El Valle
2023	Presidential	Manabi	13	Portoviejo	440	Colon
2021	Legislative (unicameral)	Morona Santiago	14	Taisha	926	Huasaga /Wampuik
2021	Legislative (unicameral)	Santa Elena	24	La Libertad	965	La Libertad
2021	Legislative (unicameral)	Chimborazo	6	Guano	200	La Matriz
2021	Legislative (unicameral)	Los Rios	12	Quevedo	540	San Cristobal
2021	Legislative (unicameral)	Azuay	1	Gualaceo	265	Daniel Cordova Toral
2021	Presidential	Los Rios	12	Baba	520	Baba
2021	Presidential	Manabi	13	Manta	450	Manta
2021	Presidential	Chimborazo	6	Penipe	225	La Candelaria
2021	Presidential	Caãar	3	Azogues	235	Azogues
2021	Presidential	Pastaza	16	Pastaza	680	Canelos

Continued on next page

Sample Electoral Units

Year	Type	NAME1	NAME1_b	NAME2	NAME2_b	NAME3
2017	Presidential	Pastaza	16	Pastaza	680	Veracruz
2017	Presidential	Imbabura	10	Cotacachi	40	Garcia Moreno / Llurimagua
2017	Presidential	Loja	11	Puyango	330	Vicentino
2017	Presidential	Esmeraldas	8	Eloy Alfaro	565	San Jose De Cayapas
2017	Presidential	Pichincha	17	Quito	60	Tumbaco
2013	Legislative (unicameral)	Pichincha	17	Quito	60	San Jose De Minas
2013	Legislative (unicameral)	Cotopaxi	5	Pujili	105	Tingo
2013	Legislative (unicameral)	Tungurahua	18	Pelileo	140	Bolivar
2013	Legislative (unicameral)	Tungurahua	18	Pillaro	145	San Jose De Poalo
2013	Legislative (unicameral)	Pichincha	17	Quito	60	Cotocollao
2013	Presidential	Loja	11	Puyango	330	El Limo /Mariana De Jesus
2013	Presidential	Sto Dgo Tsachilas	23	Santo Domingo	85	Santa Maria Del Toachi
2013	Presidential	Tungurahua	18	Mocha	850	Mocha
2013	Presidential	Guayas	9	Guayaquil	390	Tenguel
2013	Presidential	Chimborazo	6	Riobamba	195	Yaruquies
2009	Legislative (unicameral)	Azuay	1	Sevilla De Oro	955	Palmas
2009	Legislative (unicameral)	Zamora Chinchipe	19	Chinchipe	660	San Andres
2009	Legislative (unicameral)	Napo	15	Tena	620	Tena
2009	Legislative (unicameral)	Manabi	13	Pedernales	910	Pedernales
2009	Legislative (unicameral)	Cotopaxi	5	Latacunga	100	San Juan De Pastocalle
2009	Presidential	Tungurahua	18	Ambato	135	La Peninsula

Continued on next page

Sample Electoral Units

Year	Type	NAME1	NAME1_b	NAME2	NAME2_b	NAME3
2009	Presidential	Guayas	9	Pedro Carbo	715	Sabanilla
2009	Presidential	Azuay	1	Cuenca	260	Bellavista
2009	Presidential	El Oro	7	Machala	350	El Cambio
2009	Presidential	Los Rios	12	Baba	520	Baba
2006	Presidential	Esmeraldas	8	San Lorenzo	580	Tambillo
2006	Presidential	Guayas	9	Salinas	405	Anconcito
2006	Presidential	Guayas	9	Guayaquil	390	Pascuales
2006	Presidential	Carchi	4	Mira	20	Jijon Y Caamano
2006	Presidential	Zamora Chinchipe	19	Chinchipe	660	El Chorro
2002	Presidential	Pichincha	17	Cayambe	65	Olmedo/Pesillo
2002	Presidential	Loja	11	Espindola	340	27 De Abril/La Nar
2002	Presidential	Cotopaxi	5	Latacunga	100	Toacazo
2002	Presidential	Guayas	9	Guayaquil	390	Pascuales
2002	Presidential	Canar	3	Azogues	235	Guapan

Sample Electoral Units (continued 2/2)

NAME3_b	Lat.	Lon.
5695	-2.151	-79.936
4300	-2.836	-77.936
350	-3.469	-78.430
4570	-4.372	-78.656
6730	-3.935	-79.647
1680	-0.691	-77.309
2060	0.413	-78.168
5860	-0.239	-79.313

Continued on next page

Sample Electoral Units (continued 2/2)

	NAME3_b	Lat.	Lon.
	6210	-3.981	-79.201
	5265	-1.059	-80.451
	595	-2.495	-77.191
	6610	-2.227	-80.859
	5550	-1.607	-78.631
	6635	-1.031	-79.414
	1005	-2.873	-78.742
	5085	-1.781	-79.681
	5635	-0.968	-80.709
	925	-1.652	-78.441
	5065	-2.741	-78.849
	475	-1.589	-77.747
	4205	-1.506	-77.905
	1310	0.285	-79.002
	4210	-3.961	-79.943
	1505	0.880	-78.970
	4085	-0.211	-78.396
	3475	0.202	-78.498
	4015	-0.908	-79.087
	365	-1.328	-78.534
	3485	-1.056	-78.361
	5220	-0.124	-78.505
	1155	-3.990	-80.210
	2045	-0.260	-79.199
	6560	-1.416	-78.667
	4120	-2.995	-79.787
	6290	-1.690	-78.675
	2725	-2.719	-78.631
	2110	-4.829	-79.313
	6160	-0.996	-77.814
	6430	0.073	-80.051
	3530	-0.683	-78.634
	5605	-1.247	-78.609
	1670	-1.846	-80.218
	5075	-2.881	-79.005

Continued on next page

Sample Electoral Units (continued 2/2)

	NAME3_b	Lat.	Lon.
	6795	-3.292	-79.902
	5085	-1.781	-79.681
	3955	1.256	-78.885
	115	-2.315	-80.890
	6405	-2.072	-79.935
	1835	0.772	-78.265
	1145	-4.913	-79.093
	2600	0.055	-77.951
	4460	-4.526	-79.425
	4035	-0.756	-78.687
	6405	-2.072	-79.935
	1445	-2.741	-78.849

26.5 Aggregate Election Results

2023 Presidential - Second Round

Party	Party_b	Party_c	Votes
AZIN, Daniel Roy Gilchrist Noboa	National Democratic Action	Acción Democrática Nacional, Adn	5,194,495
ALCIVAR, Luisa Magdalena González	Citizen Revolution Movement	Movimiento Político Revolución Ciudadana	4,817,596

2023 Presidential - First Round

Party	Party_b	Party_c	Votes
ALCIVAR, Luisa Magdalena González	Citizen Revolution Movement	Movimiento Político Revolución Ciudadana	3,315,663
AZIN, Daniel Roy Gilchrist Noboa	National Democratic Action	Acción Democrática Nacional, Adn	2,315,296
VALENCIA, Fernando Alcibíades Villavicencio	Movimiento Construye	Movimiento Construye	1,614,434
FERAUD, Jan Tomislav Topić	Por Un País Sin Miedo	Alianza Por Un País Sin Miedo, Listas 6-3-1	1,446,812
SPER, Otto Ramón Sonnenholzner	Actuemos	Actuemos	696,548
GUARTAMBEL, Yaku Sacha Pérez	Claro Que Se Puede	Claro Que Se Puede	391,674
MORA, Marcelo Xavier Hervas	RETO Movement	Movimiento Renovación Total, Reto	48,428
VELASCO, Bolívar Abdón Armijos	AMIGO Movement	Movimiento Amigo, Acción Movilizadora Independiente Generando Oportunidades	35,785

2023 Legislative (unicameral)

Party	Party_b	Party_c	Votes
Citizen Revolution Movement	Movimiento Político Revolución Ciudadana	—	3,326,110
Movimiento Construye	Movimiento Construye	—	1,707,682
National Democratic Action	Acción Democrática Nacional, Adn	—	1,219,254
Social Christian Party	Partido Social Cristiano	—	996,206
Actuemos	Actuemos	—	377,953
Patriotic Society Party	Partido Sociedad Patriótica 21 De Enero	—	264,701
Claro Que Se Puede	Claro Que Se Puede	—	240,015
RETO Movement	Movimiento Renovación Total, Reto	—	141,577
AMIGO Movement	Movimiento Amigo, Acción Movilizadora Independiente Generando Oportunidades	—	100,995

2021 Presidential - Second Round

Party	Party_b	Party_c	Votes
MENDOZA, Guillermo Alberto Santiago Lasso	CREO Movement - Social Christian Party	Movimiento Creo, Creando Oportunidades - Partido Social Cristiano	4,609,655
GALARZA, Andres David Arauz	Union for Hope	1-5 Unión Por La Esperanza	4,170,497

2021 Presidential - First Round

Party	Party_b	Party_c	Votes
GALARZA, Andres David Arauz	Union for Hope	1-5 Unión Por La Esperanza	2,986,731
MENDOZA, Guillermo Alberto Santiago Lasso	CREO Movement - Social Christian Party	Movimiento Creo, Creando Oportunidades - Partido Social Cristiano	1,811,655
GUARTAMBEL, Yaku Sacha Perez	Pachakutik Plurinational Unity Movement – New Country	Movimiento De Unidad Plurinacional Pachakutik	1,778,017
MORA, Marcelo Xavier Hervas	Democratic Left	Partido Izquierda Democrática	1,444,500
VALLEJO, Pedro Jose Freile	AMIGO Movement	Movimiento Amigo, Acción Movilizadora Independiente Generando Oportunidades	190,996
CARBO, Isidro Perfecto Romero	Advance	Partido Político Avanza	170,379
BORBUA, Lucio Edwin Gutierrez	Patriotic Society Party	Partido Sociedad Patriotica 21 De Enero	163,911
ESPINOZA, Carlos Gerson Altemar Almeida	United Ecuadorian	Movimiento Ecuatoriano Unido	158,987
PACHECO, Ximena Del Rocio Peña	PAIS Alliance	Movimiento Alianza Pais, Patria Altiva I Soberana	141,744
SANTOS, Guillermo Alejandro Celi	SUMA Party	Partido Político Sociedad Unida Más Acción	83,983
TORRES, Juan Fernando Velasco	Build Movement	Movimiento Construye	75,808
MANCHENO, Cesar Montufar	Honesty Alliance	Alianza Honestidad	56,861
CABRERA, Wilson Gustavo Larrea	Democracy Yes	Movimiento Democracia Sí	36,531
DE LA BASTIDA, Carlos Francisco Sagnay	Fuerza Ecuador	Partido Fuerza Ec	26,139

Continued on next page

2021 Presidential - First Round

Party	Party_b	Party_c	Votes
SALVADOR, Giovanny Marcelo Andrade	Ecuadorian Union Movement	Union Ecuatoriana	19,980
CARPIO, Paul Ernesto Carrasco	Together We Can National Movement	Movimiento Nacional Podemos	19,581

2021 Legislative (unicameral)

Party	Party_b	Party_c	Votes
Union for Hope	1-5 Unión Por La Esperanza	—	2,540,879
Pachakutik Plurinational Unity Movement – New Country	Movimiento De Unidad Plurinacional Pachakutik	—	1,332,554
Democratic Left	Partido Izquierda Democrática	—	952,577
Social Christian Party	Partido Social Cristiano	—	772,091
Creating Opportunities	Movimiento Creo, Creando Oportunidades	—	765,763
Honesty Alliance	Alianza Honestidad	—	299,277
PAIS Alliance	Movimiento Alianza Pais, Patria Altiva I Soberana	—	220,204
United Ecuadorian	Movimiento Ecuatoriano Unido	—	165,222
Advance	Partido Político Avanza	—	152,502
Patriotic Society Party	Partido Sociedad Patriotica 21 De Enero	—	144,734
Popular Unity	Partido Unidad Popular	—	138,829
SUMA Party	Partido Político Sociedad Unida Más Acción	—	134,070
Democracy Yes	Movimiento Democracia Sí	—	83,537
Fuerza Ecuador	Partido Fuerza Ec	—	70,099
Ecuadorian Union	Union Ecuatoriana	—	58,591
Build Movement	Movimiento Construye	—	57,150
Together We Can National Movement	Movimiento Nacional Podemos	—	36,987

2017 Presidential - Second Round

Party	Party_b	Party_c	Votes
GARCES, Lenín Boltaire Moreno	PAIS Alliance	Movimiento Alianza Pais; Patria Altiva I Soberana	4,993,729
MENZODA, Guillermo Alberto Santiago Lasso	Alliance for Change	Movimiento Creo; Creando Oportunidades - Movimiento Sociedad Unida Mas Accion; Suma	4,765,811

2017 Presidential - First Round

Party	Party_b	Party_c	Votes
GARCES, Lenín Boltaire Moreno	PAIS Alliance	Movimiento Alianza Pais; Patria Altiva I Soberana	3,667,447
MENZODA, Guillermo Alberto Santiago Lasso	Alliance for Change	Movimiento Creo; Creando Oportunidades - Movimiento Sociedad Unida Mas Accion; Suma	2,628,063
JIMENEZ, Cynthia Fernanda Viteri	Social Christian Party	Partido Social Cristiano	1,516,486
GALLEGOS, Paco Rosendo Moncayo	National Agreement for Change	Acuerdo Nacional Por El Cambio Pastaza	624,561
PULLEY, Abdala Jaime Bucaram	Fuerza Ecuador	Fuerza.ec	449,383
MOLINA, Jose Ivan Espinel	Social Commitment Party	Fuerza ¡Compromiso Social!	297,433
DUQUE, Jose Patricio Zuquilanda	Patriotic Society Party	Partido Sociedad Patriotica "21 De Enero"	71,664
MUÑOZ, Washington Arturo Pesantez	Ecuadorian Union Movement	Union Ecuatoriana	70,024

2013 Presidential

Party	Party_b	Party_c	Votes
CORREA, Rafael	PAIS Alliance	Movimiento Alianza Pais Patria Altiva I Soberana	4,824,141
LASSO, Guillermo	Creating Opportunities	Movimiento Creo Creando Oportunidades	1,937,544
GUTIÉRREZ, Lucio	Patriotic Society Party	Partido Sociedad Patriótica "21 De Enero"	575,867
RODAS, Mauricio	SUMA Party	Movimiento Suma Sociedad Unida Más Acción	333,978
NOBOA, Álvaro	Institutional Renewal Party of National Action	Partido Renovador Institucional Accion Nacional	315,666
ESPINOSA, Alberto Acosta	Plurinational Unity of the Lefts	Alianza Unidad Plurinacional De Las Izquierdas	277,638
WRAY, Norman	Ruptura 25	Movimiento Ruptura	111,535
ZAVALA, Nelson	Ecuadorian Roldosist Party	Partido Roldosista Ecuatoriano	104,506

2013 Legislative (unicameral)

Party	Party_b	Party_c	Votes
PAIS Alliance	Movimiento Alianza Pais Patria Altiva I Soberana	—	45,280,901
Creating Opportunities	Movimiento Creo Creando Oportunidades	—	9,937,153
Social Christian Party	Partido Social Cristiano	—	7,816,705
January 21 Patriotic Society Party	Partido Sociedad Patriótica "21 De Enero"	—	4,930,205
Plurinational Unity of the Lefts	Alianza Unidad Plurinacional De Las Izquierdas	—	4,115,253
Ecuadorian Roldosist Party	Partido Roldosista Ecuatoriano	—	3,935,871
SUMA Party	Movimiento Suma Sociedad Unida Más Acción	—	2,808,702

Continued on next page

2013 Legislative (unicameral)

Party	Party_b	Party_c	Votes
Institutional Renewal Party of Action	Partido Renovador Institucional Accion Nacional	—	2,613,217
Advance	Partido Avanza	—	2,548,799
Ruptura 25	Movimiento Ruptura	—	2,160,345
Socialist Party – Broad Front of Ecuador	Partido Socialista Frente Amplio	—	687,882

2009 Presidential

Party	Party_b	Party_c	Votes
CORREA, Rafael	PAIS Alliance	Movimiento Patria Altiva I Soberana	3,544,105
GUTIÉRREZ, Lucio	January 21 Patriotic Society Party	Partido Sociedad Patriotica 21 De Enero	1,940,391
NOBOA, Álvaro	Institutional Renewal Party of National Action	Partido Renovador Institucional Accion Nacional	775,120
ROLDÓS, Martha	Ethics and Democracy Network	Alianza Izquierda Unida	294,556
SAGÑAY, Carlos	Thousandfold Victory	Movimiento Triunfo Mil	107,565
JÁCOME, Melba	Fertile Earth Movement	Movimiento Tierra Fertil	92,337
JARA, Diego Delgado	Social Integration and Transformation	Movimiento De Integracion Y Transformacion Social	42,850
GONZÁLES, Carlos	Independent Just and Solidary Movement	Movimiento Independiente Justo Y Solidario	33,337

2009 Legislative (unicameral)

Party	Party_b	Party_c	Votes
PAIS Alliance	Movimiento Patria Altiva I Soberana	—	2,780,995
January 21 Patriotic Society Party	Partido Sociedad Patriotica 21 De Enero	—	1,683,578

Continued on next page

2009 Legislative (unicameral)

Party	Party_b	Party_c	Votes
Social Christian Party	Partido Social Cristiano	—	1,157,646
Institutional Renewal Party of Action	Partido Renovador Institucional Accion Nacional	—	719,551
Ecuadorian Roldosist Party	Partido Roldosista Ecuatoriano	—	631,116
Democratic People's Movement	Partido Movimiento Popular Democratico	—	559,332
National Democratic Coalition	Movimiento Concertacion Nacional Democratica	—	329,946
Ethics and Democracy Network	Alianza Izquierda Unida	—	328,711
Democratic Left	Partido Izquierda Democratica	—	322,764
Christian Democratic Union	Partido Union Democrata Cristiana	—	276,132
Municipalist Movement for National Integrity	Movimiento Municipalista Por La Integridad Nacional	—	243,961
Pachakutik Plurinational Unity Movement – New Country	Movimiento Unidad Plurinacional Pachakutik - Nuevo Pais	—	201,765
National Agreement	Partido Movimiento De Acuerdo Nacional, Mana	—	196,917
Fertile Earth Movement	Movimiento Tierra Fertil	—	137,130
Independent Just and Solidary Movement	Movimiento Independiente Justo Y Solidario	—	110,420
Social Integration and Transformation	Movimiento De Integracion Y Transformacion Social	—	106,159
Thousandfold Victory	Movimiento Triunfo Mil	—	95,720
National Movement for Social Reconciliation	Movimiento Nacional Por La Concertacion Social	—	89,823

2006 Presidential - First Round

Party	Party_b	Party_c	Votes
NOBOA, Álvaro	Institutional Renewal Party of National Action	Partido Renovador Institucional Accion Nacional	1,447,841
CORREA, Rafael	PAIS Alliance - Socialist Party – Broad Front of Ecuador	Alianza Mpais/Ps-Fa	1,232,908
GUTIÉRREZ, Gilmar	January 21 Patriotic Society Party	Partido Sociedad Patriotica	948,237
AGUILERA, León Roldós	Democratic Left	Alianza Id/Red	794,459
VITERI, Cynthia	Social Christian Party	Partido Social Cristiano	516,412
MACAS, Luis	Pachakutik Plurinational Unity Movement – New Country	Movimiento Unidad Plurinacional Pachakutik - Nuevo Pais	117,330
ROSERO, Fernando	Ecuadorian Roldosist Party	Partido Roldosista Ecuatoriano	110,551
MAYA, Marco Proaño	Movimiento De La Reivindicacion Democratica	Movimiento De La Reivindicacion Democratica	77,080
VILLACÍS, Luis	Democratic People's Movement	Partido Movimiento Popular Democratico	71,709
DAMERVAL, Jaime	Concentration of People's Forces	Concentracion De Fuerzas Populares	24,965
CABRERA, Marcelo Larrea	Third Republican Alliance	Movimiento Alianza Tercera Republica Alba	22,863
TORRES, Lenin	Revolutionary Movement of Popular Participation	Movimiento Revolucionario De Participacion Popular	15,110
BASTIDA, Carlos Sagnay de la	Alfarista National Integration	Integracion Nacional Alfarista	13,146

2006 Presidential - Second Round

Party	Party_b	Party_c	Votes
NOBOA, Álvaro	Institutional Renewal Party of National Action	Partido Renovador Institucional Accion Nacional	1,447,841
CORREA, Rafael	PAIS Alliance - Socialist Party – Broad Front of Ecuador	Alianza Mpais/Ps-Fa	1,232,908
GUTIÉRREZ, Gilmar	January 21 Patriotic Society Party	Partido Sociedad Patriotica	948,237
AGUILERA, León Roldós	Democratic Left	Alianza Id/Red	794,459

Continued on next page

2006 Presidential - Second Round

Party	Party_b	Party_c	Votes
VITERI, Cynthia	Social Christian Party	Partido Social Cristiano	516,412
MACAS, Luis	Pachakutik Plurinational Unity Movement – New Country	Movimiento Unidad Plurinacional Pachakutik - Nuevo Pais	117,330
ROSERO, Fernando	Ecuadorian Roldosist Party	Partido Roldosista Ecuatoriano	110,551
MAYA, Marco Proaño	Movimiento De La Reivindicacion Democratica	Movimiento De La Reivindicacion Democratica	77,080
VILLACÍS, Luis	Democratic People's Movement	Partido Movimiento Popular Democratico	71,709
DAMERVAL, Jaime	Concentration of People's Forces	Concentracion De Fuerzas Populares	24,965
CABRERA, Marcelo Larrea	Third Republican Alliance	Movimiento Alianza Tercera Republica Alba	22,863
TORRES, Lenin	Revolutionary Movement of Popular Participation	Movimiento Revolucionario De Participacion Popular	15,110
BASTIDA, Carlos Sagnay de la	Alfarista National Integration	Integracion Nacional Alfarista	13,146

2002 Presidential - Second Round

Party	Party_b	Party_c	Votes
GUTIÉRREZ, Lucio	Patriotic Society Party - Pachakutik Plurinational Unity Movement – New Country	Partido Sociedad Patriotica 21 De Enero/Movimiento Unidad Plurinacional Pachakutik-Nuevo Pais	2,803,243
NOBOA, Álvaro	Institutional Renewal Party of National Action	Partido Renovador Institucional Accion Nacional	2,312,854

2002 Presidential - First Round

Party	Party_b	Party_c	Votes
GUTIÉRREZ, Lucio	Patriotic Society Party - Pachakutik Plurinational Unity Movement – New Country	Partido Sociedad Patriotica 21 De Enero/Movimiento Unidad Plurinacional Pachakutik-Nuevo Pais	943,123
NOBOA, Álvaro	Institutional Renewal Party of National Action	Partido Renovador Institucional Accion Nacional	794,614
AGUILERA, León Roldós	Citizen Force Movement	Binomio Roldos Padilla	703,593
CEVALLOS, Rodrigo Borja	Democratic Left	Partido Izquierda Democratica	638,142
MENÉNDEZ, Xavier Neira	Social Christian Party	Partido Social Cristiano	553,106
BUCARAM, Jacobo	Ecuadorian Roldosist Party	Partido Roldosista Ecuatoriano	544,688
VELAZQUEZ, Jacinto	Independent Social Transformation Movement	Movimiento Transformacion Social Independiente	169,311
BAKI, Ivonne	Ecuadorian Radical Liberal Party - Metamorfosis	Partido Liberal Radical Ecuatoriano/Movimiento Esperanza Transformacion Y Accion	79,598
ALARCON, César	Freedom Party	Partido Libertad	54,793
HURTADO, Osvaldo	Solidarity Fatherland Movement	Movimiento Patria Solidaria	49,043
VARGAS, Antonio	Independent Amauta Jatari Movement	Movimiento Independiente Amauta Jatari	39,171

26.6 Electoral Geography

0

Electoral Units in 2023 | Geometry Type: Thiessen | Spatial Units: 2,328 (Years also geocoded at this level: 2002, 2006, 2009, 2013, 2017, 2021)

27 El Salvador

27.1 Notes

- Smallest physical unit: Polling Station

27.2 Data Source(s)

- Tribunal Supremo Electoral

27.3 Elections Summary

Elections Summary

Year	Election Type	Data Units	Spatial Units	% Geocoded
2018	Legislative (unicameral)	1595	936	100.0%
2014	Presidential	1592	860	100.0%

27.4 Sample Electoral Units

Sample Electoral Units

Year	Type	NAME1	NAME2	NAME3	Lat.	Lon.
2018	Legislative (unicameral)	Santa Ana	El Congo	Centro Escolar Union Centroamericana	13.903	-89.502

Continued on next page

Sample Electoral Units

Year	Type	NAME1	NAME2	NAME3	Lat.	Lon.
2018	Legislative (unicameral)	Ahuachapan	San Lorenzo	Centro Escolar Caserio San Matias, Canton El Jicaral	14.033	-89.783
2018	Legislative (unicameral)	Ahuachapan	San Francisco Menendez	Centro Escolar Hacienda El Amatal	13.749	-90.020
2018	Legislative (unicameral)	La Union	La Union	Centro Escolar Ducado De Luxemburgo	13.298	-87.812
2018	Legislative (unicameral)	Usulutan	Concepcion Batres	Centro Escolar Canton San Felipe	13.286	-88.349
2014	Presidential	San Vicente	San Cayetano Istepeque	Centro Escolar Maria Luisa Viuda De Marin	13.653	-88.815
2014	Presidential	Usulutan	—	Centro Escolar "Jacqueline Kennedy"	13.594	-88.451
2014	Presidential	Usulutan	Alegria	Centro Escolar "Canton El Volcan"	13.528	-88.497
2014	Presidential	San Salvador	Santo Tomas	Centro Escolar Jose Matias Delgado	13.693	-89.193
2014	Presidential	San Salvador	Panchimalco	Centro Escolar Urbanizacion Lirios Del Norte	13.571	-89.166

27.5 Aggregate Election Results

2018 Legislative (unicameral)

Party	Party_b	Votes
Nationalist Republican Alliance	ARENA	886,365
Farabundo Martí National Liberation Front	FMLN	521,257
Grand Alliance for National Unity	GANA	243,268
National Coalition Party	PCN	230,862
Christian Democratic Party	PDC	65,994
Salvadoran Patriotic Fraternity	FPS	20,026
Democratic Change	CD	19,869
Social Democratic Party	PSD	15,610

2014 Presidential - Second Round

Party	Party_b	Votes
CERÉN, Salvador Sánchez	Farabundo Martí National Liberation Front	1,495,815
QUIJANO, Norman	Nationalist Republican Alliance	1,489,451

2014 Presidential - First Round

Party	Party_b	Votes
CERÉN, Salvador Sánchez	Farabundo Martí National Liberation Front	1,315,768
QUIJANO, Norman	Nationalist Republican Alliance	1,047,592

Continued on next page

2014 Presidential - First Round

Party	Party_b	Votes
SACA, Elías Antonio	Unity Movement	307,603
RODRÍGUEZ, René	Salvadoran Progressive Party	11,314
LEMUS, Oscar Morales	Salvadoran Patriotic Fraternity	6,659

27.6 Electoral Geography

0

Electoral Units in 2018 | Geometry Type: Thiessen | Spatial Units: 980 (Years also geocoded at this level: 2014)

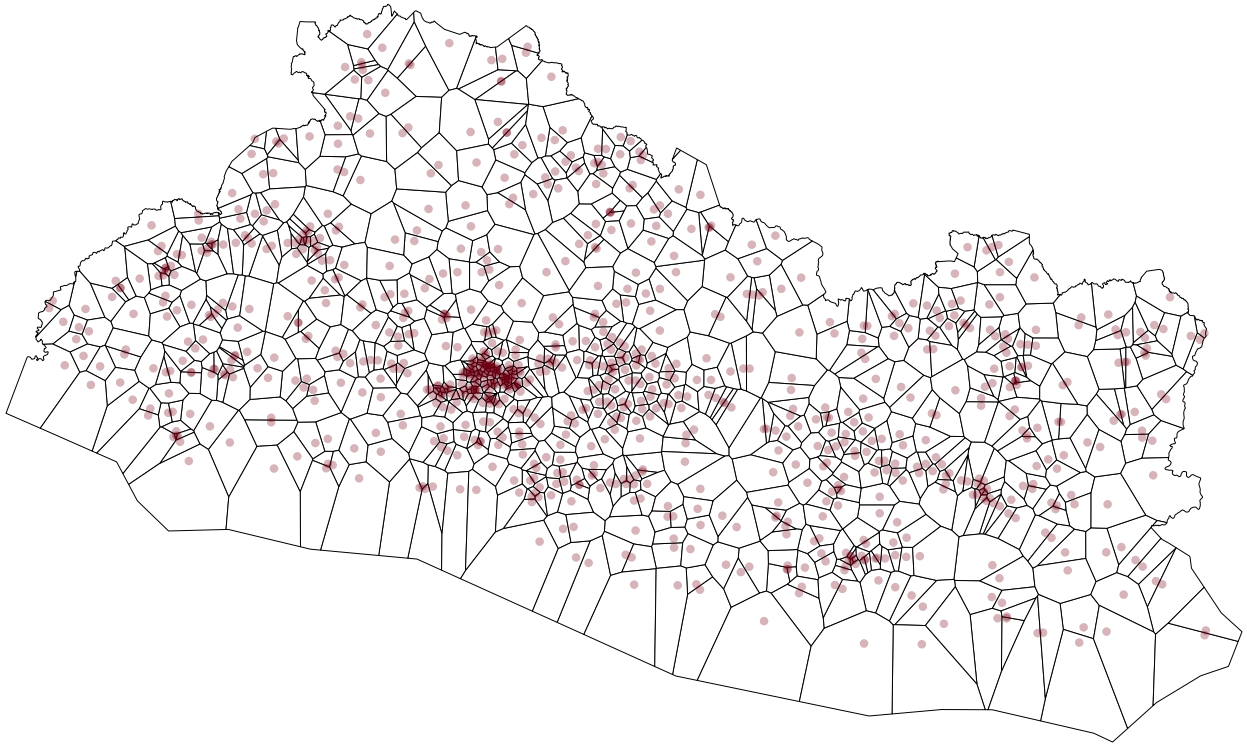

28 Estonia

28.1 Notes

- Smallest physical unit: Polling Station

28.2 Data Source(s)

- Valimised Eestis

28.3 Elections Summary

Elections Summary

Year	Election Type	Data Units	Spatial Units	% Geocoded
2019	Legislative (unicameral)	451	444	100.0%
2015	Legislative (unicameral)	547	0	0.0%

28.4 Sample Electoral Units

Sample Electoral Units

Year	Type	NAME1	NAME2	NAME2_b	NAME3	NAME3_b	Lat.	Lon.
2019	Legislative (unicameral)	Pärnu maakond	Pärnu linn	0624	14	Aisa tee 2, Jõõpre küla, Pärnu linn, Pärnu maakond; Võidu tn 1, Lavassaare alev, Pärnu linn, Pärnu maakond	58.489	24.317
2019	Legislative (unicameral)	Tallinn	Kesklinna linnaosa	0298	14	Estonia pst 9, Kesklinna linnaosa, Tallinn, Harju maakond	59.437	24.754
2019	Legislative (unicameral)	Harju maakond	Maardu linn	0446	1	Ringi tn 64, Maardu linn, Harju maakond	59.472	25.079
2019	Legislative (unicameral)	Tallinn	Lasnamäe linnaosa	0387	38	Mahtra tn 60, Lasnamäe linnaosa, Tallinn, Harju maakond	59.424	24.892
2019	Legislative (unicameral)	Tallinn	Nõmme linnaosa	0524	63	Raudtee tn 73, Nõmme linnaosa, Tallinn, Harju maakond	59.381	24.669
2015	Legislative (unicameral)	—	Ruhnu vald	0689	1	—	—	—
2015	Legislative (unicameral)	—	Kesklinna linnaosa	0298	15	—	—	—
2015	Legislative (unicameral)	—	Paide vald	0565	1	—	—	—
2015	Legislative (unicameral)	—	Tapa vald	0790	2	—	—	—
2015	Legislative (unicameral)	—	Lääne-Saare vald	0433	6	—	—	—

28.5 Aggregate Election Results

2019 Legislative (unicameral)

Party	Party_b	Votes
Estonian Reform Party	Eesti Reformierakond	160,746
Estonian Centre Party	Eesti Keskerakond	129,081
Conservative People's Party of Estonia	Eesti Konservatiivne Rahvaerakond	97,577
Isamaa	Isamaa Erakond	63,610
Social Democratic Party	Sotsiaaldemokraatlik Erakond	54,379
Estonia 200	Erakond Eesti 200	24,114
Estonian Greens	Erakond Eestimaa Rohelised	10,008
Estonian Biodiversity Party	Elurikkuse Erakond	6,752
Estonian Free Party	Eesti Vabaerakond	6,378
Independents	Üksikkandidaadid	1,572
Estonian United Left Party	Eestimaa Ühendatud Vasakpartei	503

2015 Legislative (unicameral)

Party	Party_b	Votes
Estonian Reform Party	Eesti Reformierakond	154,752
Estonian Centre Party	Eesti Keskerakond	139,112
Social Democratic Party	Sotsiaaldemokraatlik Erakond	83,604
Pro Patria and Res Publica Union	Erakond Isamaa ja Res Publica Liit	74,890
Estonian Free Party	Eesti Vabaerakond	47,118
Conservative People's Party of Estonia	Eesti Konservatiivne Rahvaerakond	44,144
Estonian Greens	Erakond Eestimaa Rohelised	4,805
Party of People's Unity	Rahva Ühtsuse Erakond	2,128
Estonian Independence Party	Eesti Iseseisvuspartei	1,036
Independents	Üksikkandidaadid	814
Estonian United Left Party	Eestimaa Ühendatud Vasakpartei	728

28.6 Electoral Geography

0

Electoral Units in 2019 | Geometry Type: Thiessen | Spatial Units: 444

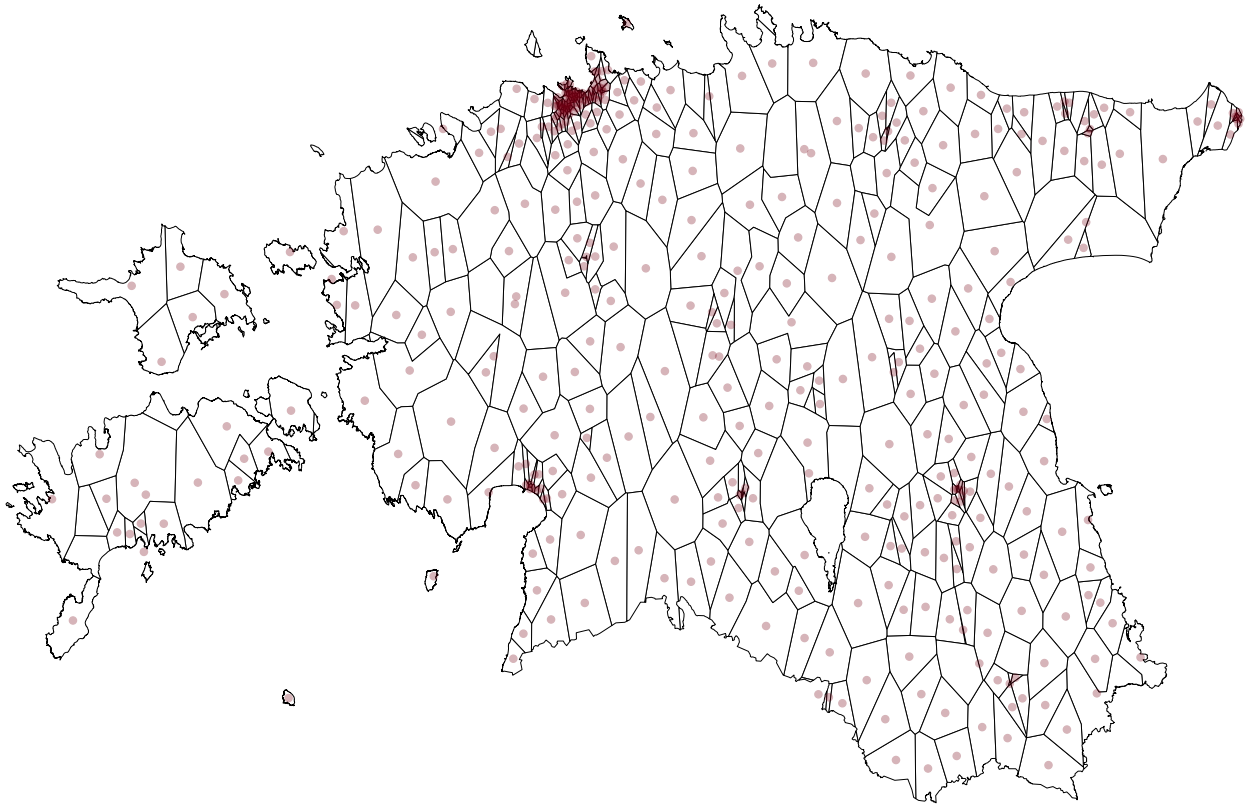

29 Fiji

29.1 Notes

- Smallest physical unit: Polling Station

29.2 Data Source(s)

- Fijian Elections Office

29.3 Elections Summary

Elections Summary

Year	Election Type	Data Units	Spatial Units	% Geocoded
2022	Legislative (unicameral)	991	974	98.3%

29.4 Sample Electoral Units

Sample Electoral Units

Year	Type	NAME1	NAME2	Lat.	Lon.
2022	Legislative (unicameral)	Western	Votualailai Community Hall	-18.203	177.691
2022	Legislative (unicameral)	Western	Keiyasi Community Hall	-17.887	177.752

Continued on next page

Sample Electoral Units

Year	Type	NAME1	NAME2	Lat.	Lon.
2022	Legislative (unicameral)	Northern	Navakasobu Community Hall	-16.459	179.161
2022	Legislative (unicameral)	Eastern	Rukuruku Primary School	-17.643	178.754
2022	Legislative (unicameral)	Central	Navunisea District School	-17.584	178.487

29.5 Aggregate Election Results

2022 Legislative (unicameral)

Party	Votes
FijiFirst	135,659
People's Alliance	113,845
National Federation Party	28,069
Social Democratic Liberal Party	15,580
Unity Fiji Party	9,196
Fiji Labour Party	8,290
We Unite Fiji Party	3,535
All People's Party	1,620
New Generation Party	617
Rajendra Sharma	124
Ravinesh Reddy	59

29.6 Electoral Geography

0

Electoral Units in 2022 | Geometry Type: Thiessen | Spatial Units: 971

30 Finland

30.1 Notes

- Issues distinguishing between independent candidates and the Independence Party in the 2019 elections.
- Smallest physical unit: Voting Districts (2019), Municipality

30.2 Data Source(s)

- Ministry of Justice

30.3 Elections Summary

Elections Summary

Year	Election Type	Data Units	Spatial Units	% Geocoded
2024	Presidential	1756	309	100.0%
2023	Legislative (unicameral)	1808	309	100.0%
2019	Legislative (unicameral)	1943	1937	99.7%
2018	Presidential	1990	309	99.9%
2015	Legislative (unicameral)	2142	309	98.9%
2012	Presidential	4572	0	0.0%
2011	Legislative (unicameral)	2351	0	0.0%

30.4 Sample Electoral Units

Sample Electoral Units

Year	Type	NAME1	NAME2	NAME2_b	NAME3	NAME3_b
2024	Presidential	10	946	Vörå	003	Maksamaa
2024	Presidential	03	918	Vehmaa	001	Ä-alue 001
2024	Presidential	01	091	Helsinki	039A	Tapaninvainio
2024	Presidential	06	981	Ypäjä	001	Ä-alue 001
2024	Presidential	13	698	Rovaniemi	003	Sahanperä-Lapinrinne
2023	Legislative (unicameral)	09	297	Kuopio	015	Särkiniemi
2023	Legislative (unicameral)	09	297	Kuopio	013	Kettulanlahti
2023	Legislative (unicameral)	12	205	Kajaani	013	Mainua
2023	Legislative (unicameral)	04	050	Eura	003	Kiukainen
2023	Legislative (unicameral)	12	564	Oulu	020	Toppilansaari
2019	Legislative (unicameral)	06	398	Lahti	025	Pyhäntaka
2019	Legislative (unicameral)	03	734	Salo	004	Tupurin koulu
2019	Legislative (unicameral)	06	398	Lahti	004	Paavola
2019	Legislative (unicameral)	10	287	Kristinestad	003	Härkmeri
2019	Legislative (unicameral)	12	564	Oulu	022	Tuira
2018	Presidential	05	771	Sund	001	Sund
2018	Presidential	09	607	Polvijärvi	001	Kirkonkylä
2018	Presidential	01	091	Helsinki	043B	Herttoniemi B
2018	Presidential	10	905	Vaasa	012	Asevelikylä-Teeriniemi
2018	Presidential	08	935	Virolahti	002	Ravijoki
2015	Legislative (unicameral)	02	710	Raseborg	003	Ä-alue 003

Continued on next page

Sample Electoral Units

Year	Type	NAME1	NAME2	NAME2_b	NAME3	NAME3_b
2015	Legislative (unicameral)	02	543	Nurmijärvi	004	Kirkonkylän itäinen
2015	Legislative (unicameral)	02	245	Kerava	003	Kurkela
2015	Legislative (unicameral)	03	853	Turku	024	Pääskyvuoren koulutalo
2015	Legislative (unicameral)	07	508	Mänttä-Vilppula	004	Koskela
2012	Presidential	01	091	Helsinki	047H	Helsinki
2012	Presidential	12	905	Vaasa	008	Vaasa
2012	Presidential	10	915	Varkaus	007	Varkaus
2012	Presidential	14	139	Ii	007	Kuivaniemen kirkonkylä
2012	Presidential	08	285	Kotka	009	Lankila
2011	Legislative (unicameral)	13	312	Kyyjärvi	001	Kyyjärvi
2011	Legislative (unicameral)	14	208	Kalajoki	003	Rahja
2011	Legislative (unicameral)	10	297	Kuopio	030	Lounainen Jynkkä
2011	Legislative (unicameral)	03	853	Turku	019	Kanslerintien työkeskus
2011	Legislative (unicameral)	13	179	Jyväskylä	034	Ollila

Sample Electoral Units (continued 2/2)

	NAME3_c	Lat.	Lon.
	Maxmo	63.214	22.306
	R-omr 001	60.677	21.680
	Staffanss-lätten	60.223	25.020
	R-omr 001	60.804	23.267
	Sahanperä-Lapinrinne	66.638	25.840
	Särkiniemi	62.992	27.776
	Kettulan-lahti	62.992	27.776
	Mainua	64.135	27.434
	Kiukainen	61.090	22.069
	Toppi-lansaari	65.160	25.955
	Pyhän-taka	61.056	25.845
	Tupurin koulu	60.402	23.205
	Paavola	60.982	25.674
	Härkmeri	62.154	21.427
	Tuira	65.027	25.490
	Sund	60.238	20.158
	Kirkonkylä	62.894	29.358
	Hertonäs B	60.223	25.020

Continued on next page

Sample Electoral Units (continued 2/2)

NAME3_c	Lat.	Lon.
	63.067	21.831
Vapenbrödrabyn-Orrnäs		
Ravijoki	60.567	27.594
R-omr 003	60.043	23.428
	60.462	24.756
Kirkonkylän itäinen		
Kurkela	60.399	25.117
	60.493	22.290
Pääskyvuoren koulutalo		
Koskela	62.083	24.404
Helsinki	—	—
Vaasa	—	—
Varkaus	—	—
Kuiv-aniemen kirkonkylä	—	—
Lankila	—	—
Kyyjärvi	—	—
Rahja	—	—
	—	—
Lounainen Jynkkä		
	—	—
Kanslersvägens arbets-central		
Ollila	—	—

30.5 Aggregate Election Results

2024 Presidential - Second Round

Party	Party_b	Party_c	Votes
STUBB, Alexander	National Coalition Party	KOK	1,575,444
HAAVISTO, Pekka	Independent	Independent	1,476,634

2024 Presidential - First Round

Party	Party_b	Party_c	Votes
STUBB, Alexander	National Coalition Party	KOK	882,388
HAAVISTO, Pekka	Independent	Independent	836,712
HALLA-AHO, Jussi	Finns Party	PS	615,802
REHN, Olli	Independent	Independent	496,759
ANDERSSON, Li	Left Alliance	VAS	158,579
URPILAINEN, Jutta	Social Democratic Party of Finland	SDP	140,867
ESSAYAH, Sari	Christian Democrats	KD	47,847
AALTOLA, Mika	Independent	Independent	47,467
HARKIMO, Harry	Movement Now	LIIK	17,030

2023 Legislative (unicameral)

Party	Party_b	Party_c	Votes
National Coalition Party	KOK	NCP	644,555
Finns Party	PS	FINNS	620,981
Social Democratic Party of Finland	SDP	SDP	617,552
Centre Party	KESK	CENT	349,640

Continued on next page

2023 Legislative (unicameral)

Party	Party_b	Party_c	Votes
Left Alliance	VAS	LEFT	218,430
Green League	VIHR	GREEN	217,795
Swedish People's Party of Finland	RKP	SPP	133,518
Christian Democrats	KD	CD	130,694
Movement Now	LIIK	MOVE	74,995
Freedom Alliance	VL	VL	27,558
Liberal Party – Freedom to Choose	LIBE	LIBE	14,982
For Åland	FÍ	FÍ	11,452
Power Belongs to the People	VKK	VKK	8,469
Crystal Party	KRIP	CRYP	4,894
Animal Justice Party of Finland	EOP	AJP	3,107
Pirate Party	PIR	PIR	3,058
Communist Party of Finland	SKP	CPF	3,044
Blue-and-Black Movement	SML	SML	2,307
Finnish Reform Movement	KL	FRM	1,362
Lapland's Non-Aligned Joint List	YL1	YL1	1,231
Finnish Nation First	SKE	FNF	1,225
Feminist Party	FP	FP	1,114
The Open Party	AP	OP	985
Welfare and Equality	VJ	VJ	923
Independent	Independent	—	556
Non-Aligned Coalition	OBS	OBS	514
Sustainable Initiative	HI	HI	494
Citizens' Union	KAL	KAL	169

2019 Legislative (unicameral)

Party	Party_b	Party_c	Votes
Social Democratic Party of Finland	SDP	SDP	546,471
Finns Party	PS	FINNS	538,805

Continued on next page

2019 Legislative (unicameral)

Party	Party_b	Party_c	Votes
National Coalition Party	KOK	NCP	523,957
Centre Party	KESK	CENT	423,920
Green League	VIHR	GREEN	354,194
Left Alliance	VAS	LEFT	251,808
Swedish People's Party of Finland	RKP	SPP	139,640
Christian Democrats	KD	CD	120,144
Finnish Reform Movement	SIN	SIN	29,943
Movement Now	Nyt	Nyt	24,778
Pirate Party	PIR	PIR	19,032
Movement Now	NYT	NYT	15,122
For Åland	FÍ	FÍ	11,640
Seven Star Movement	STL	STL	11,366
Citizens' Party	KP	KP	7,645
Movement Now	LN	LN	7,455
Movement Now	LIIK	LIIK	7,178
Feminist Party	FP	FP	6,662
Independent	Independent	—	6,612
Movement Now	LII	LII	5,322
Liberal Party – Freedom to Choose	LIBE	LIBE	5,014
Communist Party of Finland	SKP	CPF	4,305
Movement Now	LNYL	LNYL	4,269
Animal Justice Party of Finland	EOP	AJP	3,378
Movement Now	LNY	LNY	3,312
Independence Party	IP	IP	2,444
Finnish People First	SKE	SKE	2,366
Movement Now	LNLY	LNLY	1,991
Communist Workers' Party – For Peace and Socialism	KTP	CWP	1,240
True Finnish Common List	Asyl	Asyl	589
Alternative for Åland	AFÍ	AFÍ	358
Rehtiliike yhteislista	RLI	RLI	344
Finnish Reform Movement	REF	REF	342
Finnish Reform Movement	Reform	Reform	183
Yhteislista Jaana ja Leo	PEL	PEL	87

2018 Presidential

Party	Party_b	Party_c	Votes
NIINISTÖ, Sauli	Independent	Independent	1,875,342
HAAVISTO, Pekka	Green League	VIHR	371,254
HUHTASAARI, Laura	Finns Party	PS	207,337
VÄYRYNEN, Paavo	Independent	Independent	185,305
VANHANEN, Matti	Centre Party	KESK	122,383
HAATAINEN, Tuula	Social Democratic Party of Finland	SDP	97,294
KYLLÖNEN, Merja	Left Alliance	VAS	89,977
TORVALDS, Nils	Swedish People's Party of Finland	RKP	44,776

2015 Legislative (unicameral)

Party	Party_b	Party_c	Votes
Centre Party	KESK	CENT	626,218
National Coalition Party	KOK	NCP	540,212
Finns Party	PS	TF	524,054
Social Democratic Party of Finland	SDP	SDP	490,102
Green League	VIHR	GREEN	253,102
Left Alliance	VAS	LEFT	211,702
Swedish People's Party of Finland	RKP	SPP	144,802
Christian Democrats	KD	CD	105,134
Pirate Party	PIR	PIR	25,086
Independence Party	ITSP	INDEP	13,638
Åland Coalition 2015	ÍLS	ÍLS	10,910
Communist Party of Finland	SKP	CPF	7,529
Change 2011	M11	C11	7,442
Pirkanmaa Joint List	PIRSIT	PIRSIT	2,469
Independent	Independent	—	2,075

Continued on next page

2015 Legislative (unicameral)

Party	Party_b	Party_c	Votes
Liberals for Åland	LIB	LIB	1,277
Communist Workers' Party	KTP	CWP	1,103
Workers' Party of Finland	STP	LAB	984
For the Poor	KÖY	POOR	623

2012 Presidential - Second Round

Party	Party_b	Party_c	Votes
NIINISTÖ, Sauli	National Coalition Party	KOK	1,802,328
HAAVISTO, Pekka	Green League	VIHR	1,077,425

2012 Presidential - First Round

Party	Party_b	Party_c	Votes
NIINISTÖ, Sauli	National Coalition Party	KOK	1,131,254
HAAVISTO, Pekka	Green League	VIHR	574,275
VÄYRYNEN, Paavo	Centre Party	KESK	536,555
SOINI, Timo	Finns Party	PS	287,571
LIPPONEN, Paavo	Social Democratic Party of Finland	SDP	205,111
ARHINMÄKI, Paavo	Left Alliance	VAS	167,663
BIAUDET, Eva	Swedish People's Party of Finland	RKP	82,598
ESSAYAH, Sari	Christian Democrats	KD	75,744

2011 Legislative (unicameral)

Party	Party_b	Party_c	Votes
National Coalition Party	KOK	NCP	599,138
Social Democratic Party of Finland	SDP	SDP	561,558
True Finns	PS	TF	560,075
Centre Party	KESK	CENT	463,266
Left Alliance	VAS	LEFT	239,039
Green League	VIHR	GREEN	213,172
Swedish People's Party of Finland	RKP	SPP	125,785
Christian Democrats	KD	CD	118,453
Pirate Party	PIR	PIR	15,103
Communist Party of Finland	SKP	CPF	9,232
Åland Coalition 2011	ÍLS	N/A	8,546
Change 2011	M11	C11	7,504
Freedom Party	VP	BWF	4,285
Independence Party	ITSP	INDEP	3,236
Finnish Senior Citizens' Party	SSP	SSP	3,195
Alliance for Åland	AFÍ	N/A	1,957
Workers' Party of Finland	STP	LAB	1,857
Communist Workers' Party	KTP	CWP	1,575
For the Poor	KÖY	POOR	1,335
Independent	Independent	—	1,098
unknown	YS	N/A	162

30.6 Electoral Geography

0

Electoral Units in 2019 | Geometry Type: Actual | Spatial Units: 1,937

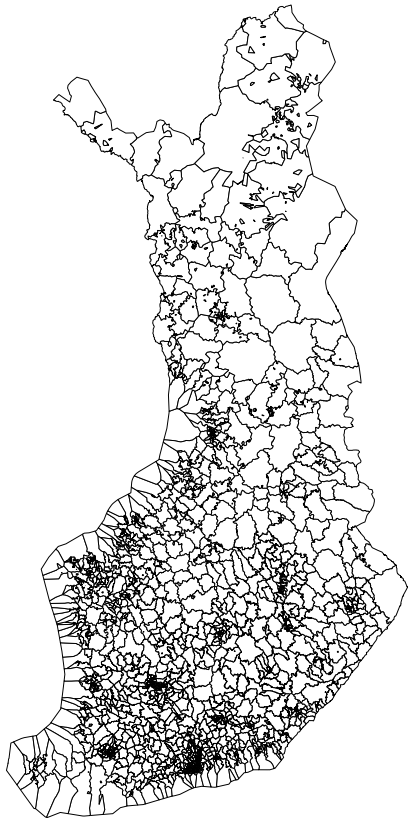

1

Electoral Units in 2024 | Geometry Type: Actual | Spatial Units: 309 (Years also geocoded at this level: 2015, 2018, 2023)

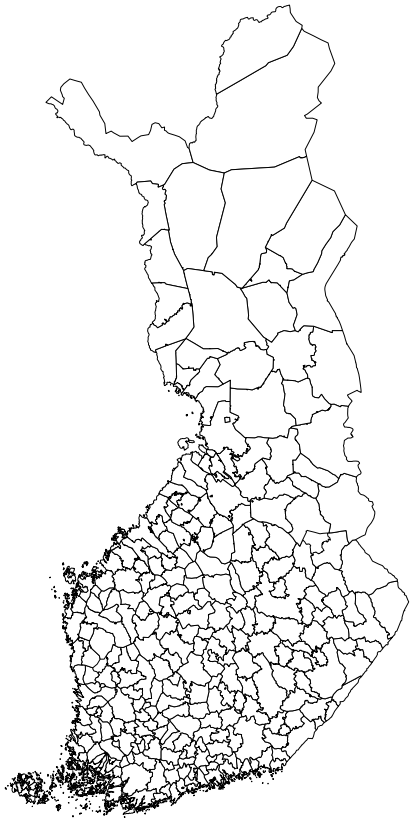

31 France

31.1 Notes

- Missing several overseas commune boundaries (partially addressed for 2017, but not 2012 or before).
- 2022 and 2024 boundaries are constructed from Thiessen polygons first run on each individual point, then grouped together by bureau to vote according to the home address to bureau de vote correspondence file published by INSEE. 2022 mappings are used for 2024; according to INSEE, "only 65 creations and 4 deletions of polling stations were observed between February 2023 and February 2024 (out of a total of 69,400 polling stations)." Note that this can produce enclaves which are nonetheless accurate. Thiessen polygons are only generated within, not across, municipalities; that is, the procedure is run one municipality at a time for all points assigned to the respective municipality. There are three exceptions: overseas departments of code 97, where I generate Thiessen from polling station addresses (type = "Thiessen"); units in Paris, which are reported exactly (type = "Actual"); and municipalities with only one polling station, which use the full municipality boundary (type = "Actual").
- Supplementary shapefiles for France (<= 2012) are provided at the NAME3_b (commune) level.
- Smallest physical unit: Polling Station

31.2 Data Source(s)

- Ministère de l'Intérieur
- INSEE

31.3 Elections Summary

Elections Summary

Year	Election Type	Data Units	Spatial Units	% Geocoded
2024	Legislative (lower house)	70302	65728	94.9%
2022	Legislative (lower house)	69680	66050	95.9%
2022	Presidential	69678	66058	95.9%
2017	Legislative (lower house)	69250	35281	96.4%
2017	Presidential	69249	35281	96.4%
2012	Legislative (lower house)	67828	36203	98.8%
2012	Presidential	67828	36203	98.8%
2007	Legislative (lower house)	65527	36196	100.0%
2007	Presidential	65526	36197	100.0%
2002	Legislative (lower house)	63947	36100	100.0%
2002	Presidential	64079	36192	100.0%

31.4 Sample Electoral Units

Sample Electoral Units

Year	Type	NAME1	NAME1_b	NAME2	NAME2_b	NAME3
2024	Legislative (LH)	Lot-et-Garonne	47	1ère circonscription	01	Agen
2024	Legislative (LH)	Essonne	91	7ème circonscription	07	Juvisy-sur-Orge
2024	Legislative (LH)	Pas-de-Calais	62	5ème circonscription	05	Le Portel
2024	Legislative (LH)	Loiret	45	5ème circonscription	05	Montigny

Continued on next page

Sample Electoral Units

Year	Type	NAME1	NAME1_b	NAME2	NAME2_b	NAME3
2024	Legislative (LH)	Val-d'Oise	95	7ème circonscription	07	Bouffémont
2022	Legislative (LH)	Vosges	88	3ème circonscription	03	La Forge
2022	Legislative (LH)	Tarn-et-Garonne	82	1ère circonscription	01	Léojac
2022	Legislative (LH)	Alpes-de-Haute-Provence	04	2ème circonscription	02	Sisteron
2022	Legislative (LH)	Indre-et-Loire	37	3ème circonscription	03	Bossay-sur-Claise
2022	Legislative (LH)	Haute-Savoie	74	4ème circonscription	04	Franclens
2022	Presidential	Côte-d'Or	21	2ème circonscription	02	Dijon
2022	Presidential	Bouches-du-Rhône	13	5ème circonscription	05	Marseille
2022	Presidential	Aisne	02	5ème circonscription	05	Château-Thierry
2022	Presidential	Nord	59	15ème circonscription	15	Renescure
2022	Presidential	Seine-et-Marne	77	5ème circonscription	05	Coulommiers
2017	Legislative (LH)	Oise	60	6ème circonscription	06	Genvry
2017	Legislative (LH)	Var	83	7ème circonscription	07	La Seyne-sur-Mer
2017	Legislative (LH)	Hauts-de-Seine	92	3ème circonscription	03	Courbevoie
2017	Legislative (LH)	Territoire de Belfort	90	1ère circonscription	01	Bessoncourt
2017	Legislative (LH)	Val-de-Marne	94	10ème circonscription	10	Ivry-sur-Seine
2017	Presidential	Sarthe	72	2ème circonscription	02	Saint-Corneille

Continued on next page

Sample Electoral Units

Year	Type	NAME1	NAME1_b	NAME2	NAME2_b	NAME3
2017	Presidential	Vendée	85	2ème circonscription	02	Rochetrejoux
2017	Presidential	Côte-d'Or	21	4ème circonscription	04	Missery
2017	Presidential	Moselle	57	4ème circonscription	04	Pettoncourt
2017	Presidential	Vosges	88	4ème circonscription	04	Viviers-lès-Offroicourt
2012	Legislative (LH)	Vaucluse	84	3ème circonscription	03	Carpentras
2012	Legislative (LH)	Finistère	29	3ème circonscription	03	Plouzané
2012	Legislative (LH)	Loire	42	6ème circonscription	06	Nollieux
2012	Legislative (LH)	Bouches-du-Rhône	13	3ème circonscription	03	Marseille
2012	Legislative (LH)	Somme	80	5ème circonscription	05	Méharicourt
2012	Presidential	Isère	38	9ème circonscription	09	Saint-Sauveur
2012	Presidential	Meurthe-et-Moselle	54	2ème circonscription	02	Vandoeuvre-lès-Nancy
2012	Presidential	Creuse	23	1ère circonscription	01	Saint-Georges-la-Pouge
2012	Presidential	Ille-et-Vilaine	35	6ème circonscription	06	Broualan
2012	Presidential	Puy-de-Dôme	63	3ème circonscription	03	Orcines
2007	Legislative (LH)	Doubs	25	1ère circonscription	01	Miserey-Salines
2007	Legislative (LH)	Gironde	33	12ème circonscription	12	Cénac
2007	Legislative (LH)	Vosges	88	4ème circonscription	04	Bazoilles-sur-Meuse

Continued on next page

Sample Electoral Units

Year	Type	NAME1	NAME1_b	NAME2	NAME2_b	NAME3
2007	Legislative (LH)	Sarthe	72	2ème circonscription	02	Ruaudin
2007	Legislative (LH)	Bas-Rhin	67	1ère circonscription	01	Strasbourg
2007	Presidential	Loire-Atlantique	44	3ème circonscription	03	Couëron
2007	Presidential	Bas-Rhin	67	5ème circonscription	05	Erstein
2007	Presidential	Charente-Maritime	17	4ème circonscription	04	Marignac
2007	Presidential	Marne	51	4ème circonscription	04	Châlons-en-Champagne
2007	Presidential	Cantal	15	1ère circonscription	01	Saint-Julien-de-Toursac
2002	Legislative (LH)	Pas-de-Calais	62	3ème circonscription	03	Lens
2002	Legislative (LH)	Allier	03	1ère circonscription	01	Billy
2002	Legislative (LH)	Morbihan	56	3ème circonscription	03	Naizin
2002	Legislative (LH)	Pas-de-Calais	62	1ère circonscription	01	Croisilles
2002	Legislative (LH)	Doubs	25	1ère circonscription	01	Besançon
2002	Presidential	Orne	61	2ème circonscription	02	Saint-Michel-Tuboeuf
2002	Presidential	Côtes-d'Armor	22	3ème circonscription	03	Saint-Hervé
2002	Presidential	Meurthe-et-Moselle	54	6ème circonscription	06	Frouard
2002	Presidential	Seine-Maritime	76	4ème circonscription	04	Elbeuf
2002	Presidential	Calvados	14	4ème circonscription	04	Saint-Pierre-Azif

Sample Electoral Units (continued 2/2)

NAME3_b	NAME4	NAME5	Lat.	Lon.
47001	—	18	44.206	0.635
91326	—	2	48.688	2.373
62667	—	6	50.718	1.575
45214	—	1	48.109	2.114
95091	—	2	49.045	2.320
88177	—	1	48.070	6.720
82098	—	1	44.003	1.450
04209	—	4	44.174	5.921
37028	—	1	46.825	0.976
74130	—	1	46.044	5.825
21231	—	49	47.326	5.065
13055	—	608	—	—
02168	—	12	49.054	3.373
59497	—	1	50.738	2.368
77131	—	1	48.810	3.083
60270	Mairie - Genvry	0001	49.611	2.996
83126	Ecole Lucie Aubrac - La Seyne-sur-Mer	0113	43.089	5.871
92026	Ecole Elémentaire Armand Silvestre - Courbevoie	0045	48.898	2.256
90012	Mairie - Bessoncourt	0001	47.645	6.943

Continued on next page

Sample Electoral Units (continued 2/2)

	NAME3_b	NAME4	NAME5	Lat.	Lon.
	94041	Ecole maternelle Danielle casanova - Ivry-sur-Seine	0009	48.812	2.388
	72275	Mairie - Saint-Corneille	0001	48.078	0.342
	85192	Mairie - Rochetrejoux	0001	46.785	-0.997
	21417	Mairie - Missery	0001	47.312	4.375
	57538	Mairie - Pettoncourt	0001	48.788	6.410
	88518	Mairie - Viviers-lès-Offroicourt	0001	48.269	6.018
	84031	—	6	44.059	5.061
	29212	—	1	48.377	-4.599
	42160	—	1	45.818	3.990
	13055	—	1376	—	—
	80524	—	1	49.797	2.731
	38454	—	1	45.146	5.345
	54547	—	10	48.658	6.165
	23197	—	1	45.997	1.963
	35044	—	1	48.476	-1.661
	63263	—	1	45.787	2.997
	25381	—	1	47.288	5.973
	33118	—	1	44.783	-0.457
	88044	—	1	48.301	5.650
	72260	—	1	47.943	0.266
	67482	—	913	48.571	7.767
	44047	—	10	47.231	-1.729
	67130	—	6	48.421	7.685
	17220	—	1	45.520	-0.472
	51108	—	22	48.964	4.379
	15194	—	1	44.775	2.201

Continued on next page

Sample Electoral Units (continued 2/2)

	NAME3_b	NAME4	NAME5	Lat.	Lon.
	62498	—	5	50.438	2.821
	03029	—	1	46.232	3.440
	56144	—	2	47.997	-2.844
	62259	—	1	50.198	2.881
	25056	—	509	47.255	6.019
	61432	—	1	48.753	0.686
	22300	—	1	48.274	-2.812
	54215	—	4	48.750	6.123
	76231	—	1	49.277	0.997
	14645	—	1	49.293	0.037

31.5 Aggregate Election Results

2024 Legislative (lower house) - First Round

Party	Party_b	Party_c	Votes
National Rally	Rassemblement national	RN	9,170,171
New Popular Front	Nouveau Front populaire	NFP	8,485,077
Ensemble	Ensemble	ENS	6,013,320
The Republicans	Les Républicains	LR	2,039,511
Union of the Far-Right	Union de l'extrême droite	UXD	1,215,133
Miscellaneous right	divers droite	DVD	1,123,238
Miscellaneous left	divers gauche	DVG	434,931
Miscellaneous far-left	divers extrême gauche	DXG	360,151
Miscellaneous centre	divers centre	DVC	338,280
Regionalists	régionalistes	REG	329,153

Continued on next page

2024 Legislative (lower house) - First Round

Party	Party_b	Party_c	Votes
Horizons	Horizons	HOR	231,667
Reconquête	Reconquête	REC	218,366
Ecologists	écologistes	ECO	170,283
Union of Democrats and Independents	Union des démocrates et indépendants	UDI	162,571
Miscellaneous	divers	DIV	131,796
Sovereignist right	droite souverainiste	DSV	88,078
Miscellaneous far-right	divers extrême droite	DXD	58,047
Socialist Party	Parti socialiste	SOC	22,350
La France Insoumise	La France insoumise	FI	12,224
Radical Party of the Left	Parti radical de gauche	RDG	12,212
French Communist Party	Parti communiste français	COM	3,125
The Greens	Les Verts	VEC	2,668

2024 Legislative (lower house) - Second Round

Party	Party_b	Party_c	Votes
National Rally	Rassemblement national	RN	8,744,080
New Popular Front	Nouveau Front populaire	NFP	6,757,978
Ensemble	Ensemble	ENS	6,033,066
The Republicans	Les Républicains	LR	1,458,222
Union of the Far-Right	Union de l'extrême droite	UXD	1,364,964
Miscellaneous right	divers droite	DVD	980,818
Miscellaneous left	divers gauche	DVG	401,063
Regionalists	régionalistes	REG	288,202
Horizons	Horizons	HOR	258,139
Miscellaneous centre	divers centre	DVC	151,273
Union of Democrats and Independents	Union des démocrates et indépendants	UDI	119,672
Miscellaneous	divers	DIV	38,025
Ecologists	écologistes	ECO	37,808
Socialist Party	Parti socialiste	SOC	26,343

Continued on next page

2024 Legislative (lower house) - Second Round

Party	Party_b	Party_c	Votes
Miscellaneous far-right	divers extrême droite	DXD	23,217
Sovereignist right	droite souverainiste	DSV	18,672
La France Insoumise	La France insoumise	FI	8,361

2022 Presidential

Party	Party_b	Party_c	Votes
MACRON, Emmanuel	La République En Marche!	LREM	27,867,966
LE PEN, Marine	National Rally	RN	21,322,465
MÉLENCHON, Jean-Luc	La France Insoumise	LFI	7,603,152
ZEMMOUR, Éric	Reconquête	REC	2,442,007
PÉCRESSE, Valérie	The Republicans	LR	1,658,081
JADOT, Yannick	Europe Ecology - The Greens	EÉLV	1,587,083
LASSALLE, Jean	Résistons	RES	1,095,432
ROUSSEL, Fabien	French Communist Party	PCF	799,163
DUPONT-AIGNAN, Nicolas	Debout la France	DLF	718,115
HIDALGO, Anne	Socialist Party	PS	603,991
POUTOU, Philippe	New Anticapitalist Party	NPA	265,763
ARTHAUD, Nathalie	Lutte Ouvrière	LO	195,798

2022 Legislative (lower house) - Second Round

Party	Party_b	Party_c	Votes
Ensemble	Ensemble	ENS	7,820,887
New Ecological and Social People's Union	Nouvelle Union populaire écologique et sociale	NUP	6,418,479

Continued on next page

2022 Legislative (lower house) - Second Round

Party	Party_b	Party_c	Votes
National Rally	Rassemblement national	RN	3,589,413
The Republicans	Les Républicains	LR	1,447,838
Miscellaneous left	divers gauche	DVG	443,283
Regionalists	régionalistes	REG	264,779
Miscellaneous right	divers droite	DVD	231,071
Miscellaneous centre	divers centre	DVC	84,309
Union of Democrats and Independents	Union des démocrates et indépendants	UDI	55,974
Sovereignist right	droite souverainiste	DSV	19,306
Miscellaneous	divers	DIV	18,295
Miscellaneous far-left	divers extrême gauche	DXG	11,229

2022 Legislative (lower house) - First Round

Party	Party_b	Party_c	Votes
Ensemble	Ensemble	ENS	5,747,656
New Ecological and Social People's Union	Nouvelle Union populaire écologique et sociale	NUP	5,744,659
National Rally	Rassemblement national	RN	4,240,798
The Republicans	Les Républicains	LR	2,351,522
Reconquête	Reconquête	REC	945,930
Miscellaneous left	divers gauche	DVG	706,674
Ecologists	écologistes	ECO	599,510
Miscellaneous right	divers droite	DVD	517,900
Regionalists	régionalistes	REG	290,751
Miscellaneous far-left	divers extrême gauche	DXG	266,385
Miscellaneous centre	divers centre	DVC	258,669
Sovereignist right	droite souverainiste	DSV	248,080
Union of Democrats and Independents	Union des démocrates et indépendants	UDI	193,489
Miscellaneous	divers	DIV	179,021
Radical Party of the Left	Parti radical de gauche	RDG	126,397

Continued on next page

2022 Legislative (lower house) - First Round

Party	Party_b	Party_c	Votes
Miscellaneous far-right	divers extrême droite	DXD	6,356

2017 Presidential - Second Round

Party	Party_b	Party_c	Votes
MACRON, Emmanuel	La République En Marche!	REM	20,249,416
LE PEN, Marine	National Front	FN	10,580,565

2017 Presidential - First Round

Party	Party_b	Party_c	Votes
MACRON, Emmanuel	La République En Marche!	REM	8,433,521
LE PEN, Marine	National Front	FN	7,643,686
FILLON, François	The Republicans	LR	7,068,081
MÉLENCHON, Jean-Luc	La France Insoumise	FI	6,973,145
HAMON, Benoît	Socialist Party	PS	2,253,486
DUPONT-AIGNAN, Nicolas	Debout la France	DLF	1,686,418
LASSALLE, Jean	Résistons!	Résistons	432,861
POUTOU, Philippe	New Anticapitalist Party	NPA	391,143
ASSELINEAU, François	Popular Republican Union	UPR	327,005
ARTHAUD, Nathalie	Workers' Struggle	LO	231,110
CHEMINADE, Jacques	Solidarity and Progress	SP	64,569

2017 Legislative (lower house) - Second Round

Party	Party_b	Party_c	Votes
La République En Marche!	La République En Marche!	REM	7,712,010
The Republicans	Les Républicains	LR	4,019,581
National Front	Front national	FN	1,591,005
Democratic Movement	Mouvement démocrate	MDM	1,086,541
Socialist Party	Parti socialiste	SOC	1,018,468
La France Insoumise	La France insoumise	FI	873,155
Union of Democrats and Independents	Union des démocrates et indépendants	UDI	543,786
Miscellaneous right	divers droite	DVD	301,583
Miscellaneous left	divers gauche	DVG	263,488
French Communist Party	Parti communiste français	COM	217,833
Regionalists	régionalistes	REG	137,490
Miscellaneous	divers	DIV	93,932
Radical Party of the Left	Parti radical de gauche	RDG	64,860
Ecologists	écologistes	ECO	19,672
Far-right	extrême droite	EXD	19,034
Debout la France	Debout la France	DLF	17,344

2017 Legislative (lower house) - First Round

Party	Party_b	Party_c	Votes
La République En Marche!	La République En Marche!	REM	6,284,097
The Republicans	Les Républicains	LR	3,543,831
National Front	Front national	FN	2,984,023
La France Insoumise	La France insoumise	FI	2,480,287
Socialist Party	Parti socialiste	SOC	1,669,586
Ecologists	écologistes	ECO	959,107
Democratic Movement	Mouvement démocrate	MDM	917,868
Union of Democrats and Independents	Union des démocrates et indépendants	UDI	679,248
French Communist Party	Parti communiste français	COM	614,720
Miscellaneous right	divers droite	DVD	614,336

Continued on next page

2017 Legislative (lower house) - First Round

Party	Party_b	Party_c	Votes
Miscellaneous	divers	DIV	491,877
Miscellaneous left	divers gauche	DVG	360,284
Debout la France	Debout la France	DLF	265,385
Regionalists	régionalistes	REG	204,053
Far-left	extrême gauche	EXG	175,238
Radical Party of the Left	Parti radical de gauche	RDG	106,241
Far-right	extrême droite	EXD	67,646

2012 Presidential - Second Round

Party	Party_b	Party_c	Votes
HOLLANDE, François	Socialist Party	Parti socialiste	17,059,621
SARKOZY, Nicolas	Union for a Popular Movement	Union pour un mouvement populaire	16,160,682

2012 Presidential - First Round

Party	Party_b	Party_c	Votes
HOLLANDE, François	Socialist Party	Parti socialiste	9,680,110
SARKOZY, Nicolas	Union for a Popular Movement	Union pour un mouvement populaire	9,293,014
LE PEN, Marine	National Front	Front national	6,284,208
MÉLENCHON, Jean-Luc	Left Front	Front de gauche	3,884,313
BAYROU, François	Democratic Movement	Mouvement démocrate	3,166,181
JOLY, Eva	Europe Ecology - The Greens	Europe Écologie Les Verts	782,863
DUPONT-AIGNAN, Nicolas	Republic Arise	Debout la République	626,374
POUTOU, Philippe	New Anticapitalist Party	Nouveau Parti anticapitaliste	397,996
ARTHAUD, Nathalie	Workers' Struggle	Lutte ouvrière	194,432

Continued on next page

2012 Presidential - First Round

Party	Party_b	Party_c	Votes
CHEMINADE, Jacques	Solidarity and Progress	Solidarité et progrès	84,634

2012 Legislative (lower house) - Second Round

Party	Party_b	Party_c	Votes
Socialist Party	Parti socialiste	SOC	9,152,836
Union for a Popular Movement	Union pour la majorité présidentielle	UMP	8,512,529
National Front	Front national	FN	842,695
The Greens	Les Verts	VEC	815,090
Miscellaneous left	divers gauche	DVG	575,330
New Centre	Nouveau Centre	NCE	557,433
Radical Party of the Left	Parti radical de gauche	RDG	502,927
Radical Party	Parti radical	PRV	311,199
Miscellaneous right	divers droite	DVD	296,937
Left Front	Front de gauche	FG	249,498
Centrist Alliance	Alliance centriste	ALLI	123,132
Centre for France	Le Centre pour la France	CEN	67,894
Far-right	extrême droite	EXD	29,738

2012 Legislative (lower house) - First Round

Party	Party_b	Party_c	Votes
Socialist Party	Parti socialiste	SOC	7,398,927
Union for a Popular Movement	Union pour la majorité présidentielle	UMP	6,837,659
National Front	Front national	FN	3,491,517
Left Front	Front de gauche	FG	1,769,605

Continued on next page

2012 Legislative (lower house) - First Round

Party	Party_b	Party_c	Votes
The Greens	Les Verts	VEC	1,386,201
Miscellaneous right	divers droite	DVD	774,670
Miscellaneous left	divers gauche	DVG	709,360
New Centre	Nouveau Centre	NCE	559,978
Centre for France	Le Centre pour la France	CEN	419,722
Radical Party of the Left	Parti radical de gauche	RDG	399,488
Radical Party	Parti radical	PRV	312,042
Far-left	extrême gauche	EXG	249,577
Ecologists	écologistes	ECO	246,639
Centrist Alliance	Alliance centriste	ALLI	155,730
Miscellaneous	divers	AUT	103,740
Regionalists	régionalistes	REG	50,384
Far-right	extrême droite	EXD	49,499

2007 Presidential - Second Round

Party	Party_b	Party_c	Votes
SARKOZY, Nicolas	Union for a Popular Movement	Union pour un mouvement populaire	18,240,715
ROYAL, Ségolène	Socialist Party	Parti socialiste	15,988,205

2007 Presidential - First Round

Party	Party_b	Party_c	Votes
SARKOZY, Nicolas	Union for a Popular Movement	Union pour un mouvement populaire	10,927,194
ROYAL, Ségolène	Socialist Party	Parti socialiste	8,969,924
BAYROU, François	Union for French Democracy	Union pour la démocratie française	6,626,158

Continued on next page

2007 Presidential - First Round

Party	Party_b	Party_c	Votes
LE PEN, Jean-Marie	National Front	Front national	3,763,590
BESANCENOT, Olivier	Revolutionary Communist League	Ligue communiste révolutionnaire	1,466,074
de VILLIERS, Philippe	Movement for France	Mouvement pour la France	808,434
BUFFET, Marie-George	French Communist Party	Parti communiste français	686,189
VOYNET, Dominique	The Greens	Les Verts	555,640
LAGUILLER, Arlette	Workers' Struggle	Lutte ouvrière	474,677
BOVÉ, José	Miscellaneous left	Divers gauche	462,490
NIHOUS, Frédéric	Hunting, Fishing, Nature and Traditions	Chasse, pêche, nature et traditions	414,997
SCHIVARDI, Gérard	Workers' Party	Parti des travailleurs	120,915

2007 Legislative (lower house) - First Round

Party	Party_b	Party_c	Votes
Union for a Popular Movement	Union pour la majorité présidentielle	UMP	10,056,941
Socialist Party	Parti socialiste	SOC	6,344,043
UDF-Democratic Movement	Union pour la démocratie française	UDFD	1,964,462
National Front	Front national	FN	1,107,846
French Communist Party	Parti communiste français	COM	1,107,261
Far-left	extrême gauche	EXG	878,436
The Greens	Les Verts	VEC	835,371
Presidential Majority	majorité présidentielle	MAJ	616,182
Miscellaneous right	divers droite	DVD	542,918
Miscellaneous left	divers gauche	DVG	354,757
Radical Party of the Left	Parti radical de gauche	RDG	317,262
Movement for France	Mouvement pour la France	MPF	312,579
Miscellaneous	divers	DIV	231,414
Hunting, Fishing, Nature and Traditions	Chasse, pêche, nature et traditions	CPNT	213,427
Ecologists	écologistes	ECO	205,809
Far-right	extrême droite	EXD	101,549
Regionalists	régionalistes	REG	39,209

2007 Legislative (lower house) - Second Round

Party	Party_b	Party_c	Votes
Union for a Popular Movement	Union pour la majorité présidentielle	UMP	9,110,719
Socialist Party	Parti socialiste	SOC	8,501,240
French Communist Party	Parti communiste français	COM	464,739
Presidential Majority	majorité présidentielle	MAJ	433,057
Miscellaneous left	divers gauche	DVG	323,849
Radical Party of the Left	Parti radical de gauche	RDG	292,467
Miscellaneous right	divers droite	DVD	173,876
UDF-Democratic Movement	Union pour la démocratie française	UDFD	100,115
The Greens	Les Verts	VEC	90,975
National Front	Front national	FN	17,107

2002 Presidential - Second Round

Party	Party_b	Party_c	Votes
CHIRAC, Jacques	Rally for the Republic	Rassemblement pour la République	24,643,368
LE PEN, Jean-Marie	National Front	Front national	5,421,713

2002 Presidential - First Round

Party	Party_b	Party_c	Votes
CHIRAC, Jacques	Rally for the Republic	Rassemblement pour la République	5,355,756
LE PEN, Jean-Marie	National Front	Front national	4,753,384
JOSPIN, Lionel	Socialist Party	Parti socialiste	4,381,373
BAYROU, Francois	Union for French Democracy	Union pour la démocratie française	1,924,269
LAGUILLER, Arlette	Workers' Struggle	Lutte ouvrière	1,612,026
CHEVENEMENT, Jean-Pierre	Citizens' Movement	Mouvement des citoyens	1,488,297

Continued on next page

2002 Presidential - First Round

Party	Party_b	Party_c	Votes
MAMERE, Noel	The Greens	Les Verts	1,471,563
BESANCENOT, Olivier	Revolutionary Communist League	Ligue communiste révolutionnaire	1,196,214
SAINT-JOSSE, Jean	Hunting, Fishing, Nature and Traditions	Chasse, pêche, nature et traditions	1,192,195
MADELIN, Alain	Liberal Democracy	Démocratie libérale	1,095,997
HUE, Robert	French Communist Party	Parti communiste français	949,447
MEGRET, Bruno	National Republican Movement	Mouvement national républicain	659,727
TAUBIRA, Christiane	Radical Party of the Left	Parti radical de gauche	573,820
LEPAGE, Corinne	Cap21	Citoyenneté action participation pour le xxie siècle	526,738
BOUTIN, Christine	Forum of Social Republicans	Forum des républicains sociaux	331,582
GLUCKSTEIN, Daniel	Workers' Party	Parti des travailleurs	131,104

2002 Legislative (lower house) - Second Round

Party	Party_b	Party_c	Votes
Union for a Popular Movement	Union pour la majorité présidentielle	UMP	9,792,411
Socialist Party	Parti socialiste	SOC	7,441,337
Union for French Democracy	Union pour la démocratie française	UDF	808,593
The Greens	Les Verts	VEC	677,929
French Communist Party	Parti communiste français	COM	638,135
Radical Party of the Left	Parti radical de gauche	PRG	406,950
National Front	Front national	FN	393,205
Miscellaneous right	divers droite	DVD	251,347
Miscellaneous left	divers gauche	DVG	180,017
Rally for France	Rassemblement pour la France	RPF	61,605
Republican Pole	Pôle républicain	PREP	12,679

2002 Legislative (lower house) - First Round

Party	Party_b	Party_c	Votes
Union for a Popular Movement	Union pour la majorité présidentielle	UMP	8,288,580
Socialist Party	Parti socialiste	SOC	6,022,019
National Front	Front national	FN	2,830,322
Union for French Democracy	Union pour la démocratie française	UDF	1,225,567
French Communist Party	Parti communiste français	COM	1,199,594
The Greens	Les Verts	VEC	1,130,404
Miscellaneous right	divers droite	DVD	885,952
Hunting, Fishing, Nature and Traditions	Chasse, pêche, nature et traditions	CPNT	419,154
Radical Party of the Left	Parti radical de gauche	PRG	341,749
Revolutionary Communist League	Ligue communiste révolutionnaire	LCR	318,221
Republican Pole	Pôle républicain	PREP	299,119
Lutte Ouvrière	Lutte ouvrière	LO	298,181
Ecologists	écologistes	ECO	294,335
National Republican Movement	Mouvement national républicain	MNR	273,237
Miscellaneous left	divers gauche	DVG	259,877
Movement for France	Mouvement pour la France	MPF	201,810
Miscellaneous	divers	DIV	190,640
Liberal Democracy	Démocratie libérale	DL	104,767
Rally for France	Rassemblement pour la France	RPF	94,218
Far-left	extrême gauche	EXG	81,273
Regionalists	régionalistes	REG	59,388
Far-right	extrême droite	EXD	59,187

31.6 Electoral Geography

0

Electoral Units in 2024, NA | Geometry Type: Thiessen Voter Addresses, Actual, NA | Spatial Units: 65,730 (Years also geocoded at this level: 2022)



2

Electoral Units in NA, 2017 | Geometry Type: NA | Spatial Units: 168 (Years also geocoded at this level: 2002, 2007, 2012)

32 Georgia

32.1 Notes

- Smallest physical unit: Polling Station

32.2 Data Source(s)

- Cesko

32.3 Elections Summary

Elections Summary

Year	Election Type	Data Units	Spatial Units	% Geocoded
2024	Legislative (unicameral)	3043	1524	100.0%
2020	Legislative (unicameral)	3795	1971	95.8%
2016	Legislative (unicameral)	3625	1516	99.3%
2012	Legislative (unicameral)	3563	567	99.6%

32.4 Sample Electoral Units

Sample Electoral Units

Year	Type	NAME1	NAME2	NAME2_b	NAME3	NAME3_b	Lat.	Lon.
2024	Legislative (unicameral)	Kvemo Kartli	დმანისი	24	00.24.34	სოფ.გორა	41.330	44.207
2024	Legislative (unicameral)	Samtskhe-Javakheti	ახალქალაქი	40	00.40.59	სოფ. ხოსპიო	41.369	43.499
2024	Legislative (unicameral)	Adjara	ბათუმი	79	00.79.32	ი. ჯავახიშვილის ქ. 66	41.641	41.625
2024	Legislative (unicameral)	Tbilsi	ჩუღურეთი	07	00.07.14	ჩიტაიას ქ,N 6	41.739	44.781
2024	Legislative (unicameral)	Kvemo Kartli	გარდაბანი	21	00.21.19	სოფ. თაზაქენდი	41.507	45.051
2020	Legislative (unicameral)	Imereti	სამტრედია	54	22.54.27	სოფ. ბაში	42.160	42.337
2020	Legislative (unicameral)	Kakheti	დედოფლის-წყარო	14	09.14.03	ნიკორციხის ქ. N111	41.467	46.118
2020	Legislative (unicameral)	Tbilsi	გლდანი	10	08.10.46	გლდანის 6მ/რ	41.806	44.822
2020	Legislative (unicameral)	Imereti	საჩხერე	50	20.50.05	ქ.საჩხერე თამარ მეფის ქ11	42.334	43.409
2020	Legislative (unicameral)	Imereti	საჩხერე	50	20.50.04	საჩხერე რაჭი ქ.69	42.334	43.407
2016	Legislative (unicameral)	65	ზუგდიდი	67	65.67.27	ქ.ზუგდიდი ჯანაშიას 10	42.509	41.867
2016	Legislative (unicameral)	68	ქობულეთი	81	68.81.35	სოფ. ზედა აჭყვა	41.743	41.778
2016	Legislative (unicameral)	39	კასპი	30	39.30.33	კასპი, გრიშაშვილის ქ. 2	41.927	44.411
2016	Legislative (unicameral)	47	თერჯოლა	49	47.49.33	სოფ.კვახჭირი	42.272	42.706
2016	Legislative (unicameral)	26	ყვარელი	16	26.16.07	სოფ. ბალღოჯიანი	41.948	45.815
2012	Legislative (unicameral)	Imereti	წყალტუბო	58	37	სოფ. ზარათი	42.032	44.722
2012	Legislative (unicameral)	Shida Kartli	კასპი	30	20	სოფ. რენე	42.315	43.357

Continued on next page

Sample Electoral Units

Year	Type	NAME1	NAME2	NAME2_b	NAME3	NAME3_b	Lat.	Lon.
2012	Legislative (unicameral)	Shida Kartli	კასპი	30	5	ხოკრიშვილის 13	42.315	43.357
2012	Legislative (unicameral)	Imereti	სამტრედია	54	35	სოფ. ტოლები	42.160	42.337
2012	Legislative (unicameral)	Kakheti	თელავი	17	35	სოფ. ქვემო ხოდაშენი	41.479	44.656

32.5 Aggregate Election Results

2024 Legislative (unicameral)

Party	Party_b	Party_c	Party_d
Georgian Dream	ქართული ოცნება	—	—
Coalition for Change	კოალიცია ცვლილებისთვის გვარამია მელია გირჩი დროა	—	—
Unity – National Movement	„ ერთიანობა-ნაციონალური მოძრაობა “	—	—
Strong Georgia	„ ძლიერი საქართველო-ლელო, ხალხისთვის, თავისუფლებისთვის! “	—	—
Gakharia For Georgia	„ გახარია საქართველოსთვის “	—	—
New Political Centre – Girchi	„ გირჩი “	—	—
Alliance of Patriots of Georgia	„ საქართველოს პატრიოტთა ალიანსი “	—	—
Georgian Labour Party	საქართველოს ლეიბორისტული პარტია	—	—
Change Georgia	„ შეცვალე საქართველო “	—	—

Continued on

2024 Legislative (unicameral)

Party	Party_b	Party_c	Party_d
European Democrats	„ ევროპელი დემოკრატები “	—	—
—	ქართველ ერთობა	—	—
Free Georgie	თავისუფალი საქართველო	—	—
Party of Georgian Unity and Development	„ საქართველოს ერთობისა და განვითარების პარტია “	—	—
Sakartvelo	„ საქართველო “	—	—
Chven	„ ჩვენ “	—	—
Tribune	ტრიბუნა	—	—
Our United Georgia	„ ჩვენი გაერთიანებული საქართველო “	—	—
—	„ მემარცხენე ალიანსი “	—	—

2020 Legislative (unicameral)

Party	Party_b	Party_c	Party_d
Georgian Dream	ქართული ოცნება - დემოკრატიული საქართველო	ქართული ოცნება - დემოკრატიული საქართველო|"Georgian Dream – Democratic Georgia"	Georgian Dream – Democratic Georgia
Strength Is in Unity	საარჩევნო ბლოკი „ ერთიანი ნაციონალური მოძრაობა-გაერთიანებული ოპოზიცია „ ძალა ერთობაშია”	საარჩევნო ბლოკი „ ერთიანი ნაციონალური მოძრაობა-გაერთიანებული ოპოზიცია „ ძალა ერთობაშია” |Election Bloc - United National Movement - United Opposition "Strength is in Unity"	Election Bloc - United National Movement - United Opposition Strength is in Unity
European Georgia — Movement for Liberty	„ ბაქრაძე, უგულავა, ბოკერია - ევროპული საქართველო - მოძრაობა თავისუფლებისთვის “	„ ბაქრაძე, უგულავა, ბოკერია - ევროპული საქართველო - მოძრაობა თავისუფლებისთვის “|"Bakradze, Ugulava, Bokeria - European Georgia - Movement for Liberty"	Bakradze, Ugulava, Bokeria - European Georgia - Movement for Liberty

Continued on

2020 Legislative (unicameral)

Party	Party_b	Party_c	Party_d
Strategy Aghmashenebeli	საარჩევნო ბლოკი „ გიორგი ვაშაძე-სტრატეგია აღმაშენებელი”	საარჩევნო ბლოკი „ გიორგი ვაშაძე-სტრატეგია აღმაშენებელი” |Election Bloc - "Giorgi Vashadze-Strategy Aghmashenebeli"	Election Bloc - Giorgi Vashadze-Strategy Aghmashenebeli
Alliance of Patriots of Georgia	„ დავით თარხან-მოურავი, ირმა ინაშვილი - საქართველოს პატრიოტთა ალიანსი”	„ დავით თარხან-მოურავი, ირმა ინაშვილი - საქართველოს პატრიოტთა ალიანსი” |"Davit Tarkhan-Mouravi, Irma Inashvili - "Alliance of Patriots of Georgia"	Davit Tarkhan-Mouravi, Irma Inashvili - Alliance of Patriots of Georgia
Lelo	„ ლელო - მამუკა ხაზარაძე “	„ ლელო - მამუკა ხაზარაძე “|"Lelo - Mamuka Khazaradze"	Lelo - Mamuka Khazaradze
New Political Center — Girchi	„ გირჩი “	„ გირჩი “|"Girchi"	Girchi
Citizens	„ ალეკო ელისაშვილი-მოქალაქეები “	„ ალეკო ელისაშვილი-მოქალაქეები “|"Aleko Elisashvili - Citizens"	Aleko Elisashvili - Citizens
Georgian Labour Party	„ შალვა ნათელაშვილი-საქართველოს ლეიბორისტული პარტია “	„ შალვა ნათელაშვილი-საქართველოს ლეიბორისტული პარტია “|"Shalva Natelashvili - Georgian Labour Party"	Shalva Natelashvili - Georgian Labour Party
Democratic Movement – United Georgia	ნინო ბურჯანაძე-ერთიანი საქართველო-დემოკრატიული მოძრაობა	ნინო ბურჯანაძე-ერთიანი საქართველო-დემოკრატიული მოძრაობა| Nino Burjanadze - United Georgia - Democratic Movement	Nino Burjanadze - United Georgia - Democratic Movement
Tribuna - Christian Democratic Movement	„ დავით ჭიჭინაძე ტრიბუნა - ქდმ”	„ დავით ჭიჭინაძე ტრიბუნა - ქდმ” |"Davit Chichinadze-Tribuna - CDM"	Davit Chichinadze-Tribuna - CDM
Solidarity Alliance of Georgia	მოქალაქეთა პოლიტიკური გაერთიანება „ ჩვენი საქართველო - სოლიდარობის ალიანსი “	მოქალაქეთა პოლიტიკური გაერთიანება „ ჩვენი საქართველო - სოლიდარობის ალიანსი “|Political Union of Citizens "Our Georgia - Solidarity Alliance of Georgia"	Political Union of Citizens Our Georgia - Solidarity Alliance of Georgia
Georgian Idea	„ ლევან ჩაჩუა, გურამ ფალავანდიშვილი - ქართული იდეა “	„ ლევან ჩაჩუა, გურამ ფალავანდიშვილი - ქართული იდეა “|"Levan Chachua, Guram Palavandishvili Georgian Idea"	Levan Chachua, Guram Palavandishvili Georgian Idea

Continued on n

2020 Legislative (unicameral)

Party	Party_b	Party_c	Party_d
Free Georgia	„ თავისუფალი საქართველო (კახა კუკავა, გიორგი წულაია) “	„ თავისუფალი საქართველო (კახა კუკავა, გიორგი წულაია) “|"Free Georgia (Kakha Kukava, Giorgi Tsulaia)"	Free Georgia (Kakha Kukava, Giorgi Tsulaia)
Free Democrats	„ თავისუფალი დემოკრატები “	„ თავისუფალი დემოკრატები “|"Free Democrats"	Free Democrats
National Democratic Movement	„ ეროვნულ დემოკრატიული მოძრაობა “	„ ეროვნულ დემოკრატიული მოძრაობა “|"National Democratic Movement"	National Democratic Movement
Georgian March	„ ქართული მარში-ეროვნული მოძრაობა “	„ ქართული მარში-ეროვნული მოძრაობა “|"Georgian March - National Movement"	Georgian March - National Movement
Social Democrats for the Development of Georgia	„ გია ჟორჟოლიანი - სოციალ-დემოკრატები საქართველოს განვითარებისათვის “	„ გია ჟორჟოლიანი - სოციალ-დემოკრატები საქართველოს განვითარებისათვის “|Gia Zhorzholiani "Social - Democrats for Development of Georgia"	Gia Zhorzholiani Social - Democrats for Development of Georgia
Winner, Georgia	„ ირაკლი ოქრუაშვილი - გამარჯვებული საქართველო “	„ ირაკლი ოქრუაშვილი - გამარჯვებული საქართველო “|"Irakli Okruashvili - Victorious Georgia"	Irakli Okruashvili - Victorious Georgia
Political Movement of Veterans and Patriots	„ საქართველოს ძალოვან ვეტერანთა და პატრიოტთა პოლიტიკური მოძრაობა”	„ საქართველოს ძალოვან ვეტერანთა და პატრიოტთა პოლიტიკური მოძრაობა” |"Political Movement of Armed Veterans and Patriots of Georgia"	Political Movement of Armed Veterans and Patriots of Georgia
Conservative Party of Georgia	„ ზვიად ძიძიგური - საქართველოს კონსერვატიული პარტია”	„ ზვიად ძიძიგური - საქართველოს კონსერვატიული პარტია” |"Zviad Dzidziguri - Conservative Party of Georgia"	Zviad Dzidziguri - Conservative Party of Georgia
For Social Justice	„ სოციალური სამართლიანობისათვის “	„ სოციალური სამართლიანობისათვის “|"For Social Justice"	For Social Justice
Tavisupleba	თავისუფლება-ზვიად გამსახურდიას გზა	თავისუფლება-ზვიად გამსახურდიას გზა|"Tavisupleba - Zviad Gamsakhurdias Gza"	Tavisupleba - Zviad Gamsakhurdias Gza
For United Georgia	„ თამაზ მეჭიაური ერთიანი საქართველოსთვის “	„ თამაზ მეჭიაური ერთიანი საქართველოსთვის “|"Tamaz Mechiauri for United Georgia"	Tamaz Mechiauri for United Georgia

Continued on n

2020 Legislative (unicameral)

Party	Party_b	Party_c	Party_d
Future Georgia	„ მომავალი საქართველო”	„ მომავალი საქართველო” |"Future Georgia"	Future Georgia
Georgian Choice	„ ბეჟან გუნავა - ქართული არჩევანი “	„ ბეჟან გუნავა - ქართული არჩევანი “|"Bezhan Gunava- Georgian Choice"	Bezhan Gunava- Georgian Choice
Whites	(პარტია) „ თეთრები”	(პარტია) „ თეთრები”|(Political Party) "Whites"	(Political Party) Whites
Reformer	„ რეფორმერი “	„ რეფორმერი “|"Reformer"	Reformer
For Justice	ეკა ბესელია - პ.პ. „ სამართლიანო-ბისთვის “	ეკა ბესელია - პ.პ. „ სამართლიანო-ბისთვის “|Eka Beselia - Political Party "For Justice"	Eka Beselia - Political Party For Justice
Georgian Roots	„ ქართული ფესვები”	„ ქართული ფესვები” |"Georgian Roots"	Georgian Roots
Reformers	რეფორმატორები	რეფორმატორები|"Reformers"	Reformers
Road of Zviadi	„ ზვიადის გზა “ (ღმერთის, სიმართლისა და ქვეყნისათვის)	„ ზვიადის გზა “ (ღმერთის, სიმართლისა და ქვეყნისათვის) |"Road of Zviadi" (For God, Justice for the Country)"	Road of Zviadi (For God, Justice for the Country)
Development Party of Georgia	„ საქართველოს განვითარების პარტია “	„ საქართველოს განვითარების პარტია “|"Georgian Development Party"	Georgian Development Party
New Party	„ ახალი ძალა “	„ ახალი ძალა “|"New Power"	New Power
Greens' Party of Georgia	„ გაჩეჩილაძე - მწვანეთა პარტია “	„ გაჩეჩილაძე - მწვანეთა პარტია “|"Gachechiladze - Greens' Party"	Gachechiladze - Greens' Party
Change Georgia	„ შეცვალე საქართველო”	„ შეცვალე საქართველო” |"Change Georgia"	Change Georgia
Georgia	„ საქართველო “	„ საქართველო “|"Sakartvelo"	Sakartvelo
Industry Will Save Georgia	„ მრეწველობა გადაარჩენს საქართველოს “	„ მრეწველობა გადაარჩენს საქართველოს “| "Industry will Save Georgia"	Industry will Save Georgia
People's Party	„ სახალხო პარტია “	„ სახალხო პარტია “|"Peoples Party"	Peoples Party
Georgian Troupe	„ ჯონდო ბაღათურია - ქართული დასი”	„ ჯონდო ბაღათურია - ქართული დასი” |"Jondo Baghaturia - Georgian Troupe"	Jondo Baghaturia - Georgian Troupe
Progressive Georgia	„ პროგრესული საქართველო “	„ პროგრესული საქართველო “|"Progressive Georgia"	Progressive Georgia

Continued on n

2020 Legislative (unicameral)

Party	Party_b	Party_c	Party_d
Movement for a Free Georgia	„ მოძრაობა თავისუფალი საქართველოსთვის”	„ მოძრაობა თავისუფალი საქართველოსთვის” |"Movement for Free Georgia"	Movement for Free Georgia
Workers’ Socialist Party	„ მშრომელთა სოციალისტური პარტია “	„ მშრომელთა სოციალისტური პარტია “|"Socialist Workers' Party"	Socialist Workers’ Party
Order of Mamulishvili ”Samshlo”	მამულიშვილთა ორდენი „ სამშობლო “	მამულიშვილთა ორდენი „ სამშობლო “|Patriots' Order "Samshoblo"	Patriots’ Order Samshoblo
Choice for the Homeland	„ არჩევანი სამშობლოსათვის “	„ არჩევანი სამშობლოსათვის “|"Choice for Homeland"	Choice for Homeland
Traditionalists	„ ტრადიციონალისტები “	„ ტრადიციონალისტები “|"Traditionalists"	Traditionalists
New Christian Democrats	„ ახალი ქრისტიან-დემოკრატები”	„ ახალი ქრისტიან-დემოკრატები” |"New Christian-Democrats"	New Christian-Democrats
Euro-Atlantic Vector	„ სერგო ჯავახიძე-ევროატლანტიკური ვექტორი “	„ სერგო ჯავახიძე-ევროატლანტიკური ვექტორი “|"Sergo Javakhadze - Euro-Atlantic Vector"	Sergo Javakhadze - Euro-Atlantic Vector
National Democratic Party	„ ეროვნულ-დემოკრატიული პარტია (ედპ) “	„ ეროვნულ-დემოკრატიული პარტია (ედპ) “|"National-Democratic Party" (NDP)	National-Democratic Party (NDP)
People’s Movement Christian-Democrats	„ ანა რეხვიაშვილი - სახალხო მოძრაობა ქრისტიან-დემოკრატები “	„ ანა რეხვიაშვილი - სახალხო მოძრაობა ქრისტიან-დემოკრატები “|Ana Rekhviashvili - "Public Movement Christian-Democrats"	Ana Rekhviashvili - Public Movement Christian-Democrats

2016 Legislative (unicameral)

Party	Party_b	Party_c	Party_d
Georgian Dream – Democratic Georgia	—	—	—
United National Movement	—	—	—
Alliance of Patriots of Georgia – United Opposition	—	—	—

Continued on

2016 Legislative (unicameral)

Party	Party_b	Party_c	Party_d
Free Democrats	—	—	—
Democratic Movement	—	—	—
State for the People	—	—	—
Georgian Labour Party	—	—	—
Republicans	—	—	—
Industrialists–Our Fatherland	—	—	—
National Forum	—	—	—
Georgia for Peace	—	—	—
Georgian Idea	—	—	—
For United Georgia	—	—	—
Georgian Troupe	—	—	—
Communist Party of Georgia	—	—	—
Our People, People's Party	—	—	—
Georgia	—	—	—
Unified Communist Party of Georgia	—	—	—
Road of Zviadi	—	—	—
Progressive Democratic Union	—	—	—
Merab Kostava Society	—	—	—
People's Authority	—	—	—
Our Georgia	—	—	—
Left-Wing Alliance	—	—	—
Labour Socialist Party	—	—	—

2012 Legislative (unicameral)

Party	Party_b	Party_c	Party_d
Georgian Dream	—	—	—
United National Movement	—	—	—
Christian Democratic Union	—	—	—
Georgian Labour Party	—	—	—

Continued on

2012 Legislative (unicameral)

Party	Party_b	Party_c	Party_d
New Rights Party	—	—	—
Free Georgia	—	—	—
For a Fair Georgia	—	—	—
National Democratic Party	—	—	—
Georgian Troupe	—	—	—
Sportsmen Connection	—	—	—
Tavisupleba	—	—	—
Merab Kostava Society	—	—	—
Future Georgia	—	—	—
Labour Council	—	—	—
People's Movement	—	—	—
People's Party	—	—	—

32.6 Electoral Geography

0

Electoral Units in 2024 | Geometry Type: Thiessen | Spatial Units: 1,524 (Years also geocoded at this level: 2012, 2016, 2020)

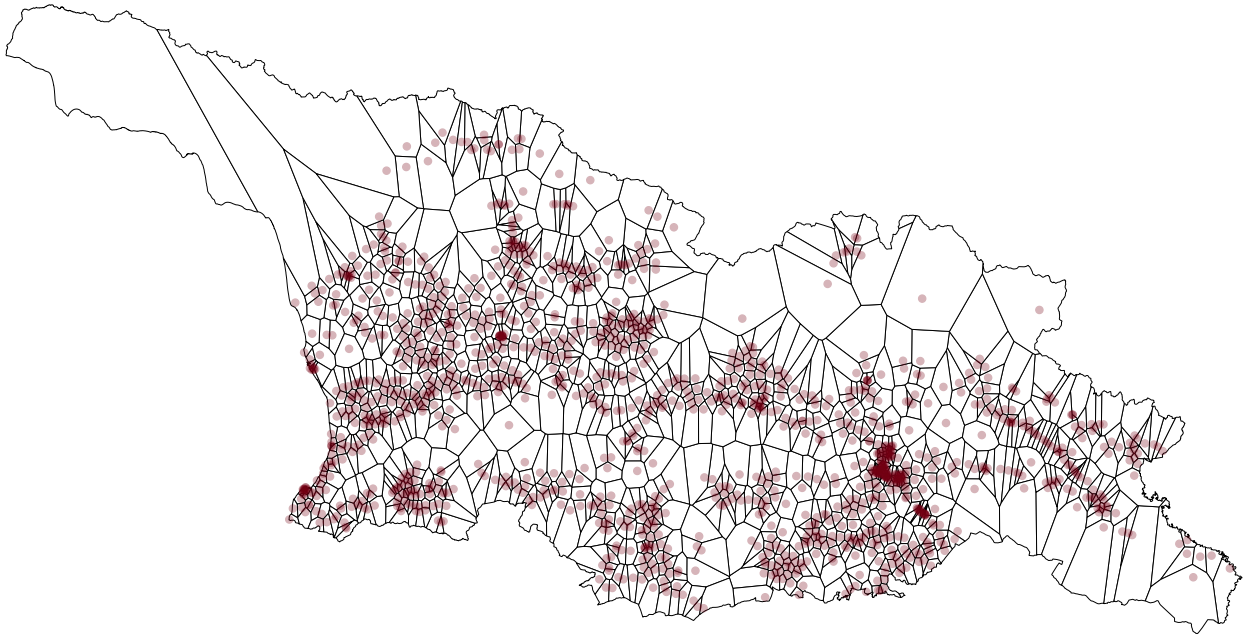

33 Germany

33.1 Notes

- Single shapefiles are assigned to Berlin and Hamburg, respectively.
- Supplementary shapefiles for Germany are provided at the NAME4 (gemeinde) level.
- Smallest physical unit: Polling Station

33.2 Data Source(s)

- Die Bundeswahlleiterin
- Bundesamt für Kartographie und Geodäsie

33.3 Elections Summary

Elections Summary

Year	Election Type	Data Units	Spatial Units	% Geocoded
2021	Legislative (lower house)	93867	10641	100.0%
2017	Legislative (lower house)	88077	11049	100.0%
2013	Legislative (lower house)	87607	11153	99.9%
2009	Legislative (lower house)	88400	11979	99.4%
2005	Legislative (lower house)	88458	12339	100.0%
2002	Legislative (lower house)	89437	13124	99.8%
1998	Legislative (lower house)	89281	14187	99.9%

33.4 Sample Electoral Units

Sample Electoral Units

Year	Type	NAME1	NAME1_b	NAME2	NAME3	NAME4
2021	Legislative (LH)	Bavaria	09	3	75	Regenstauf
2021	Legislative (LH)	Free Hanseatic City of Bremen	04	0	11	Bremen
2021	Legislative (LH)	North Rhine-Westphalia	05	5	15	Münster
2021	Legislative (LH)	North Rhine-Westphalia	05	5	62	Castrop-Rauxel
2021	Legislative (LH)	North Rhine-Westphalia	05	3	15	Köln
2017	Legislative (LH)	Baden-Württemberg	08	4	16	Tübingen
2017	Legislative (LH)	Bavaria	09	5	63	Fürth
2017	Legislative (LH)	Lower Saxony	03	1	51	Meinersen
2017	Legislative (LH)	North Rhine-Westphalia	05	7	11	Bielefeld
2017	Legislative (LH)	Baden-Württemberg	08	3	37	Jestetten
2013	Legislative (LH)	Baden-Württemberg	08	3	16	Waldkirch
2013	Legislative (LH)	Bavaria	09	7	75	Neu-Ulm
2013	Legislative (LH)	Bavaria	09	1	86	Geisenfeld
2013	Legislative (LH)	Thuringia	16	0	63	Bad Salzungen
2013	Legislative (LH)	Lower Saxony	03	2	41	Hannover
2009	Legislative (LH)	Saxony	14	5	23	Reuth

Continued on next page

Sample Electoral Units

Year	Type	NAME1	NAME1_b	NAME2	NAME3	NAME4
2009	Legislative (LH)	North Rhine-Westphalia	05	9	78	Kamen
2009	Legislative (LH)	Baden-Württemberg	08	3	26	Villingen-Schwenningen
2009	Legislative (LH)	Hesse	06	6	36	Hessisch Lichtenau
2009	Legislative (LH)	Berlin	11	1	03	—
2005	Legislative (LH)	Hesse	06	4	37	Bad König
2005	Legislative (LH)	Thuringia	16	0	51	Erfurt
2005	Legislative (LH)	Mecklenburg-Vorpommern	13	0	62	Rollwitz
2005	Legislative (LH)	Rhineland-Palatinate	07	1	32	Berzhausen
2005	Legislative (LH)	Baden-Württemberg	08	1	11	Stuttgart
2002	Legislative (LH)	Baden-Württemberg	08	2	12	Karlsruhe
2002	Legislative (LH)	Berlin	11	1	09	—
2002	Legislative (LH)	Saarland	10	0	44	Wadgassen
2002	Legislative (LH)	Bavaria	09	7	79	Oettingen i. Bay.
2002	Legislative (LH)	Thuringia	16	0	76	Greiz
1998	Legislative (LH)	North Rhine-Westphalia	05	3	62	Elsdorf
1998	Legislative (LH)	Bavaria	09	2	73	Painten
1998	Legislative (LH)	Saarland	10	0	43	Spiesen-Elversberg

Continued on next page

Sample Electoral Units

Year	Type	NAME1	NAME1_b	NAME2	NAME3	NAME4
1998	Legislative (LH)	Lower Saxony	03	3	59	Buxtehude
1998	Legislative (LH)	Brandenburg	12	0	61	Kasel-Golzig

Sample Electoral Units (continued 2/2)

NAME4_b	NAME5	Lat.	Lon.
190	000017	49.145	12.128
000	351-05	53.119	8.781
000	255	51.954	7.624
004	15.1	51.570	7.314
000	90107	50.946	6.973
041	032-01	48.528	9.048
000	0515	49.491	10.965
017	10	52.478	10.331
000	013.1	52.011	8.541
060	100-03	47.652	8.574
056	001-02	48.089	7.970
135	11	48.381	10.053
122	12	48.684	11.620
003	0003	50.794	10.219
001	1008	52.380	9.770
350	700519	50.462	11.962
020	5171	51.582	7.666
074	020-32	48.056	8.452
006	00161	51.195	9.746

Continued on next page

Sample Electoral Units (continued 2/2)

	NAME4_b	NAME5	Lat.	Lon.
	000	03504	52.502	13.402
	001	00010	49.742	9.011
	000	001015	50.983	11.020
	049	000001	53.466	13.960
	005	000101	50.656	7.570
	000	002006	48.775	9.172
	000	504	49.012	8.413
	000	9432	52.501	13.402
	120	5	49.247	6.777
	197	4	48.957	10.579
	022	5	50.656	12.196
	016	120	50.932	6.562
	159	2	48.995	11.806
	117	210	49.313	7.151
	010	109	53.463	9.692
	244	247	51.934	13.699

33.5 Aggregate Election Results

2021 Legislative (lower house)

Party	Party_b	Votes
Social Democratic Party	SPD	12,760,066
Christian Democratic Union	CDU	10,163,066
Alternative for Germany	AfD	6,578,704
Alliance 90/The Greens	GRÜNE	6,170,645

Continued on next page

2021 Legislative (lower house)

Party	Party_b	Votes
Free Democratic Party	FDP	4,953,014
The Left	DIE LINKE	2,585,028
Christian Social Union	CSU	1,853,989
Free Voters	FREIE WÄHLER	1,018,690
Grassroots Democratic Party	dieBasis	803,986
Die PARTEI	Die PARTEI	560,864
Human Environment Animal Protection	Tierschutzpartei	446,735
The Justice Party – Team Todenhöfer	Team Todenhöfer	152,000
Pirate Party Germany	PIRATEN	129,327
Volt Germany	Volt	109,170
Ecological Democratic Party	ÖDP	107,707
South Schleswig Voters' Association	SSW	60,752
others	Übrige	48,942
National Democratic Party of Germany	NPD	44,516
Party of Humanists	Die Humanisten	32,408
Partei für Gesundheitsforschung	Gesundheitsforschung	25,420
Alliance C - Christians for Germany	Bündnis C	24,444
Marxist-Leninist Party of Germany	MLPD	24,196
Bavaria Party	BP	19,415
V-Partei3	V-Partei³	17,484
INDEPENDENTS for citizen-friendly democracy	UNABHÄNGIGE	16,587
Alliance for Human Rights, Animal and Nature Protection	Tierschutzallianz	12,693
The Greys - For All Generations	Die Grauen	11,063
German Communist Party	DKP	11,023
Liberal Conservative Reformers	LKR	10,880
The Urbans. A HipHop Party	du.	8,944
European Party Love	LIEBE	8,199
Garden Party	Gartenpartei	5,942
Third Way	III. Weg	5,465
Democracy in Motion	DiB	4,215
Citizens' Movement	BÜRGERBEWEGUNG	3,889
Lobbyists for Children	LfK	3,827
Menschliche Welt	MENSCHLICHE WELT	2,673

Continued on next page

2021 Legislative (lower house)

Party	Party_b	Votes
The Pinks/Alliance 21	Bündnis21	1,736
Party for Progress	PdF	1,701
Climate List Baden-Württemberg	KlimalisteBW	1,354
Family Party of Germany	FAMILIE	1,011
Socialist Equality Party	SGP	863
Civil Rights Movement Solidarity	BüSo	798
Grey Panthers	Graue Panther	610
From Now... Democracy By Referendum	Volksabstimmung	324
Thuringian Homeland Party	THP	316
The Others	sonstige	101
Bergpartei, die "ÜberPartei"	B*	99

2017 Legislative (lower house)

Party	Party_b	Votes
Christian Democratic Union	CDU	9,896,141
Social Democratic Party	SPD	8,322,719
Alternative for Germany	AfD	4,172,553
The Left	DIE LINKE	2,982,663
Alliance 90/The Greens	GRÜNE	2,515,336
Free Democratic Party	FDP	2,223,481
Christian Social Union	CSU	2,000,279
Free Voters	FREIE WÄHLER	391,586
Die PARTEI	Die PARTEI	170,916
Ecological Democratic Party	ÖDP	102,437
Pirate Party Germany	PIRATEN	69,332
Independents	WGr/EB	66,508
National Democratic Party of Germany	NPD	38,332
Bavaria Party	BP	35,825
Marxist-Leninist Party of Germany	MLPD	27,128

Continued on next page

2017 Legislative (lower house)

Party	Party_b	Votes
Human Ei	Tierschutzpartei	15,904
Civil Rights Movement Solidarity	BüSo	11,902
German Communist Party	DKP	5,467
Alliance for Human Rights, Animal and Nature Protection	Tierschutzallianz	4,711
From Now... Democracy By Referendum	Volksabstimmung	4,213
The Greys - For All Generations	Die Grauen	2,483
Magdeburg Garden Party	MG	1,959
Menschliche Welt	MENSCHLICHE WELT	1,469
The Violets	DIE VIOLETTEN	1,267
Alliance C - Christians for Germany	Bündnis C	1,153
INDEPENDENTS for citizen-friendly democracy	UNABHÄNGIGE	1,082
Partei für Gesundheitsforschung	Gesundheitsforschung	1,054
Renter's Party	MIETERPARTEI	919
V-Partei3	V-Partei³	893
The Right	DIE RECHTE	828
Socialist Equality Party	SGP	648
New Liberals	Neue Liberale	547
The Urbans. A HipHop Party	du	483
Bergpartei, die "ÜberPartei"	B*	424
Family Party of Germany	FAMILIE	383
Die Einheit	DIE EINHEIT	251
Feminist Party	DIE FRAUEN	215
Party of Reason	PDV	175

2013 Legislative (lower house)

Party	Party_b	Votes
Christian Democratic Union	CDU	12,523,169

Continued on next page

2013 Legislative (lower house)

Party	Party_b	Votes
Social Democratic Party	SPD	9,912,868
The Left	DIE LINKE	2,921,164
Christian Social Union	CSU	2,322,954
Alliance 90/The Greens	GRÜNE	2,218,188
Pirate Party Germany	PIRATEN	747,670
Free Democratic Party	FDP	678,076
Alternative for Germany	AfD	615,845
National Democratic Party of Germany	NPD	536,705
Free Voters	FREIE WÄHLER	273,443
Ecological Democratic Party	ÖDP	79,563
Independents	WGr/EB	54,820
Die PARTEI	Die PARTEI	28,710
The Republicans	REP	19,980
Bavaria Party	BP	15,424
Civil Rights Movement Solidarity	BüSo	13,765
Marxist-Leninist Party of Germany	MLPD	10,262
Pro Germany Citizens' Movement	pro Deutschland	3,814
Alliance 21/RRP	Bündnis 21/RRP	3,448
Human Environment Animal Protection	Tierschutzpartei	3,430
Family Party of Germany	FAMILIE	3,264
Party of Reason	PARTEI DER VERNUNFT	2,575
Alliance for Innovation and Justice	BIG	2,357
Party of Bible-abiding Christians	PBC	1,735
The Violets	DIE VIOLETTEN	1,674
German Communist Party	DKP	1,276
Federation for a Complete Germany	BGD	1,202
Democracy by Referendum	Volksabstimmung	1,084
Pensioners' Party	RENTNER	649
Bergpartei, die "ÜberPartei"	Bergpartei	482
NO	NEIN	141

2009 Legislative (lower house)

Party	Party_b	Votes
Christian Democratic Union	CDU	9,208,871
Social Democratic Party	SPD	8,044,386
Free Democratic Party	FDP	4,889,621
The Left	DIE LINKE	4,266,560
Alliance 90/The Greens	GRÜNE	3,549,587
Christian Social Union	CSU	1,963,755
Pirate Party Germany	PIRATEN	695,264
National Democratic Party of Germany	NPD	552,290
Human Environment Animal Protection	Die Tierschutzpartei	174,981
The Republicans	REP	158,651
Ecological Democratic Party	ödp	96,088
Family Party of Germany	FAMILIE	95,535
Alliance 21/RRP	RRP	66,915
Pensioners' Party	RENTNER	41,406
German People's Union	DVU	39,887
Bavaria Party	BP	32,925
Party of Bible-abiding Christians	PBC	31,971
Civil Rights Movement Solidarity	BüSo	31,123
Marxist-Leninist Party of Germany	MLPD	24,423
The Violets	DIE VIOLETTEN	23,361
Alliance for Germany	Volksabstimmung	14,704
Free Voters	FWD	9,172
Christian Centre	CM	4,512
Centre Party	ZENTRUM	4,397
Alliance of the Centre	ADM	2,375
Party for Social Equality	PSG	2,353
German Communist Party	DKP	1,425

2005 Legislative (lower house)

Party	Party_b	Votes
Social Democratic Party	SPD	14,992,532
Christian Democratic Union	CDU	12,290,466
The Left Party.PDS	Die Linke	3,145,271
Christian Social Union	CSU	3,048,329
Alliance 90/The Greens	GRÜNE	1,985,323
Free Democratic Party	FDP	1,773,120
National Democratic Party of Germany	NPD	758,654
Independents	Übrige	97,315
Family Party of Germany	FAMILIE	63,109
Party of Bible-abiding Christians	PBC	47,502
Civil Rights Movement Solidarity	BüSo	33,259
The Republicans	REP	32,205
Marxist-Leninist Party of Germany	MLPD	14,028
Bavaria Party	BP	12,234
INDEPENDENTS for citizen-friendly democracy	UNABHÄNGIGE	8,409
Human Environment Animal Protection	Die Tierschutzpartei	5,566
Die PARTEI	DIE PARTEI	4,997
Party for a Rule of Law Offensive	Offensive D	4,781
The Grays - Gray Panthers	GRAUE	4,666
Anarchist Pogo Party	APPD	2,489
German Social Union	DSU	1,408
Humanist Party	HP	1,405
Feminist Party	DIE FRAUEN	1,083
Alliance for Germany	Deutschland	1,007
Centre Party	ZENTRUM	889
Christian Centre	CM	805
Human Economy Party	HUMANWIRTSCHAFTSPARTEI	556
Alliance for Health, Peace, and Social Justice	AGFG	456
Statt Party	STATT Partei	377

2002 Legislative (lower house)

Party	Party_b	Votes
Social Democratic Party	SPD	16,680,570
Christian Democratic Union	CDU	12,551,621
Christian Social Union	CSU	3,343,344
Free Democratic Party	FDP	2,202,812
Alliance 90/The Greens	GRÜNE	2,106,609
Party of Democratic Socialism	PDS	1,776,618
Party for a Rule of Law Offensive	SCHILL	94,000
National Democratic Party of Germany	NPD	93,146
Party of Bible-abiding Christians	PBC	59,882
The Grays - Gray Panthers	GRAUE	58,759
The Republicans	REP	46,902
Ecological Democratic Party	ÖDP	42,960
Independents	ÜBRIGE	34,057
Civil Rights Movement Solidarity	BÜSO	18,118
Family Party of Germany	FAMILIE	12,797
Human Environment Animal Protection	TIERSCHUTZ	7,145
German Social Union	DSU	5,291
Bavaria Party	BP	4,912
German Communist Party	DKP	3,099
Party for Pension Justice and Family	PRG	3,026
Departure for Civil Rights, Freedom and Health	AUFBRUCH	2,101
Christian Centre	CM	1,865
Feminist Party	FRAUEN	1,835
Freedom Party	FP D	1,813
Centre Party	ZENTRUM	1,486
Humanist Party	HP	1,075
The Violets	VIOLETTEN	614
Communist Party of Germany	KPD	562
Alliance for Germany	DEUTSCHLAND	445

1998 Legislative (lower house)

Party	Party_b	Votes
Social Democratic Party	SPD	17,271,705
Christian Democratic Union	CDU	11,656,763
Alliance 90/The Greens	GRÜNE	2,648,339
Christian Social Union	CSU	2,633,783
Free Democratic Party	FDP	2,436,490
Party of Democratic Socialism	PDS	2,206,284
The Republicans	REP	787,853
German People's Union	DVU	536,457
Initiative Pro D-Mark	Pro DM	373,648
The Grays - Gray Panthers	GRAUE	115,853
National Democratic Party of Germany	NPD	115,042
Human Environment Animal Protection	Tierschutz	106,475
Federation of Free Citizens - The Offensive	BfB	97,725
Ecological Democratic Party	ödp	76,201
Party of Bible-abiding Christians	PBC	61,349
Anarchist Pogo Party	APPD	30,396
Natural Law Party	NATURGESETZ	24,410
Chance 2000	CHANCE 2000	23,326
Feminist Party	DIE FRAUEN	23,092
Family Party of Germany	FAMILIE	21,695
Bavaria Party	BP	21,395
Christian Centre	CM	18,479
Civil Rights Movement Solidarity	BüSo	8,072
Car-Drivers' and Citizens' Interests Party	APD	5,676
Party for Social Equality	PSG	5,628
Alliance for Germany	Deutschland	5,421
Party of the Non-Voters	Nichtwähler	4,794
Party of the Willing to Work and Socially Vulnerable	PASS	4,379
Marxist-Leninist Party of Germany	MLPD	4,009
New Forum	FORUM	3,938
Alternative Citizens' Movement 2000	AB 2000	3,055

Continued on next page

1998 Legislative (lower house)

Party	Party_b	Votes
Democratic Party	DPD	2,221
Humanist Party	HP	370

33.6 Electoral Geography

Geometry not available for this country in the current Output_b release; map figures omitted.

34 Ghana

34.1 Notes

- Smallest physical unit: Parliamentary Constituency

34.2 Data Source(s)

- Peace FM Online
- Brian Engelsma (constituency boundaries)

34.3 Elections Summary

Elections Summary

Year	Election Type	Data Units	Spatial Units	% Geocoded
2020	Legislative (unicameral)	275	275	100.0%
2020	Presidential	275	275	100.0%
2016	Legislative (unicameral)	275	275	100.0%
2016	Presidential	275	275	100.0%
2012	Legislative (unicameral)	275	275	100.0%
2012	Presidential	275	275	100.0%

34.4 Sample Electoral Units

Sample Electoral Units

Year	Type	NAME1	NAME2	Lat.	Lon.
2020	Legislative (unicameral)	Ahafo	Tano North	7.234	-2.069
2020	Legislative (unicameral)	Central	Agona East	5.650	-0.693
2020	Legislative (unicameral)	Greater Accra	Weija	5.562	-0.354
2020	Legislative (unicameral)	Greater Accra	Ablekuma South	5.529	-0.250
2020	Legislative (unicameral)	Ahafo	Asunafo South	6.586	-2.536
2020	Presidential	Eastern	Lower Manya Krobo	6.184	0.003
2020	Presidential	Central	Agona West	5.601	-0.812
2020	Presidential	Bono	Dorma West	7.050	-2.918
2020	Presidential	Central	Twifo Atti Morkwaa	5.601	-1.594
2020	Presidential	Westernnorth	Bibiani Anhwiaso Bekwai	6.297	-2.267
2016	Legislative (unicameral)	Bonoeast	Nkoranza North	7.706	-1.595
2016	Legislative (unicameral)	Eastern	Achiase	5.813	-0.957
2016	Legislative (unicameral)	Bonoeast	Atebubu Amanting	7.682	-1.131
2016	Legislative (unicameral)	Eastern	Ayensuano	5.932	-0.481
2016	Legislative (unicameral)	Volta	Hohoe	7.163	0.522
2016	Presidential	Central	Upper Denkyira West	6.116	-2.029
2016	Presidential	Western	Jomoro	5.171	-2.680
2016	Presidential	Eastern	Asuogyaman	6.378	0.073
2016	Presidential	Uppereast	Zebilla Bawku West	10.841	-0.476

Continued on next page

Sample Electoral Units

Year	Type	NAME1	NAME2	Lat.	Lon.
2016	Presidential	Eastern	Ayensuano	5.932	-0.481
2012	Legislative (unicameral)	Bonoeast	Kintampo North	8.394	-1.591
2012	Legislative (unicameral)	Northern	Tolon	9.509	-1.172
2012	Legislative (unicameral)	Western	Tarkwa Nsuaem	5.195	-2.007
2012	Legislative (unicameral)	Ashanti	Ahafo Ano South West	6.894	-2.049
2012	Legislative (unicameral)	Greater Accra	Weija	5.562	-0.354
2012	Presidential	Uppereast	Navrongo Central	10.762	-1.048
2012	Presidential	Northern	Kumbungu	9.772	-1.076
2012	Presidential	Western	Amenfi West	5.600	-2.442
2012	Presidential	Eastern	Nkawkaw	6.526	-0.796
2012	Presidential	Savannah	Yapei Kusawgu	8.926	-1.307

34.5 Aggregate Election Results

2020 Presidential

Party	Party_b	Party_c	Votes
AKUFO-ADDO, Nana	New Patriotic Party	NPP	6,662,955
MAHAMA, John	National Democratic Congress	NDC	6,136,967
ANDREWS, Christian K.	Ghana Union Movement	GUM	99,961
GREENSTREET, Ivor K.	Convention People's Party	CPP	12,000

Continued on next page

2020 Presidential

Party	Party_b	Party_c	Votes
APASERA, David A.A.	People's National Convention	PNC	9,183
WALKER, Alfred K.A.	Independent	IND	7,573
AKPALOO, Percival K.	Liberal Party of Ghana	LPG	6,462
AYARIGA, Hassan	All People's Congress	APC	6,178
DZOGBENUKU, Brigitte A.	Progressive People's Party	PPP	5,663
RAWLINGS, Nana K.A.	National Democratic Party	NDP	5,627
DONKOR, Akua	Ghana Freedom Party	GFP	5,358
LARTEY, Henry H.	Great Consolidated Popular Party	GCPP	3,376

2020 Legislative (unicameral)

Party	Party_b	Party_c	Votes
New Patriotic Party	NPP	—	6,695,442
National Democratic Congress	NDC	—	6,100,451
Independent	IND	—	302,787
Ghana Union Movement	GUM	—	60,840
People's National Convention	PNC	—	30,211
Progressive People's Party	PPP	—	23,808
Convention People's Party	CPP	—	13,061
Liberal Party of Ghana	LPG	—	7,251
National Democratic Party	NDP	—	6,421
United Progressive Party	UPP	—	1,934
All People's Congress	APC	—	1,214

2016 Presidential

Party	Party_b	Party_c	Votes
AKUFO-ADDO, Nana	New Patriotic Party	NPP	5,773,299
MAHAMA, John	National Democratic Congress	NDC	4,800,737
NDUOM, Paa Kwesi	Progressive People's Party	PPP	106,384
GREENSTREET, Ivor K.	Convention People's Party	CPP	25,799
MAHAMA, Edward	People's National Convention	PNC	22,294
RAWLINGS, Nana K.A.	National Democratic Party	NDP	17,207
YEBOAH, Jacob Osei	Independent	IND	15,921

2016 Legislative (unicameral)

Party	Party_b	Party_c	Votes
New Patriotic Party	NPP	—	5,697,988
National Democratic Congress	NDC	—	4,567,429
Independent	IND	—	238,790
Progressive People's Party	PPP	—	152,876
Convention People's Party	CPP	—	73,508
People's National Convention	PNC	—	42,405
National Democratic Party	NDP	—	10,067
All People's Congress	APC	—	2,352
United Front Party	UFP	—	896
Democratic People's Party	DPP	—	867
United Progressive Party	UPP	—	430

2012 Presidential

Party	Party_b	Party_c	Votes
MAHAMA, John	National Democratic Congress	NDC	5,573,572
AKUFO-ADDO, Nana	New Patriotic Party	NPP	5,263,286
NDUOM, Paa Kwesi	Progressive People's Party	PPP	64,267
LARTEY, Henry H.	Great Consolidated Popular Party	GCPP	38,250
AYARIGA, Hassan	People's National Convention	PNC	24,621
SAKARA, Abu	Convention People's Party	CPP	20,109
YEBOAH, Jacob Osei	Independent	IND	15,156
ADDAI, Kwasi	United Front Party	UFP	8,909

2012 Legislative (unicameral)

Party	Party_b	Party_c	Votes
New Patriotic Party	NPP	—	5,265,852
National Democratic Congress	NDC	—	5,130,262
Independent	IND	—	249,689
Progressive People's Party	PPP	—	145,876
Convention People's Party	CPP	—	74,125
People's National Convention	PNC	—	71,933
National Democratic Party	NDP	—	26,493
United Front Party	UFP	—	3,084
Democratic People's Party	DPP	—	2,396
New Vision Party	NVP	—	1,232
Great Consolidated Popular Party	GCPP	—	1,114
United Renaissance Party	URP	—	766
Independent People's Party	IPP	—	474
Yes People's Party	YPP	—	373
Ghana Freedom Party	GFP	—	37

34.6 Electoral Geography

0

Electoral Units in 2020 | Geometry Type: Actual | Spatial Units: 550 (Years also geocoded at this level: 2012, 2016)

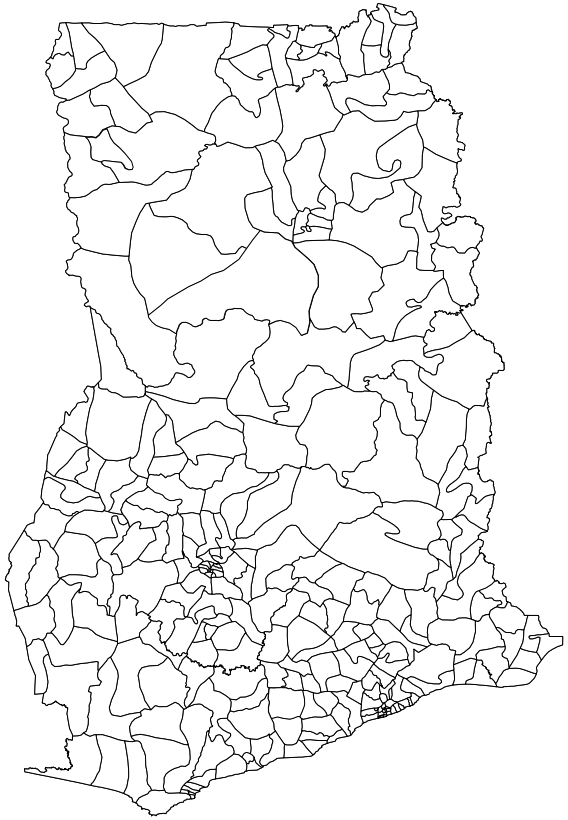

35 Greece

35.1 Notes

- Smallest physical unit: Polling Station

35.2 Data Source(s)

- Υπουργείο Εσωτερικών και Διοικητικής Ανασυγκρότησης της Ελλάδας (Hellenic Ministry of the Interior and Administrative Reorganization)

35.3 Elections Summary

Elections Summary

Year	Election Type	Data Units	Spatial Units	% Geocoded
2023	Legislative (lower house)	23338	7279	92.9%
2019	Legislative (lower house)	21544	7122	94.6%
2015	Legislative (lower house)	20721	7077	93.4%
2012	Legislative (lower house)	20380	6832	94.6%

35.4 Sample Electoral Units

Sample Electoral Units

Year	Type	NAME1	NAME1_b	NAME2	NAME3	NAME3_b	Lat.	Lon.
2023	Legislative (LH)	Ξ☒νθης	3	Ξ☒νθης	142	7ο Δημοτικο Σχολειο Βασ. Σοφ☒ας 27 Ξανθη	41.143	24.895
2023	Legislative (LH)	Ηρακλε☒ου	55	Ηρακλε☒ου	221	5ο Γυμνασιο Ηρακλειου Παπαπετρου Γαβαλα & Μορνου Ηρακλειο	35.313	25.137
2023	Legislative (LH)	Σερρ☒ν	8	Σιντικ☒ς	431	Δημοτικο Σχολειο Νεου Πετριτσιου Νεο Πετριτσι	41.270	23.297
2023	Legislative (LH)	Ρεθ☒μνης	54	Αγ☒ου Βασιλε☒ου	7	Δημοτικο Σχολειο Βατου Αρδακτος	35.174	24.551
2023	Legislative (LH)	Β 3′ Ν☒τιου Τομ☒α Αθην☒ν	62	Αγ☒ου Δημητρ☒ου	417	6ο Δημοτικο Σχολειο Αγιου Δημητριου Αγιου Δημητριου 186 Αγιος Δημητριος	37.934	23.728
2019	Legislative (LH)	Α′ Πειραι☒ς	40	Πειραιως	15	20ο Δημοτικο Σχολειο Πειραια Ζαννη 97 Πειραιας	37.930	23.641

Continued on next page

Sample Electoral Units

Year	Type	NAME1	NAME1_b	NAME2	NAME3	NAME3_b	Lat.	Lon.
2019	Legislative (LH)	Δ ρ ☒ μ α ς	4	Δ ο ξ α τ ο υ	28	2 ο Ο λ ο η μ ε ρ ο Δ η μ ο τ ι κ ο Σ χ ο λ ε ι ο Κ α λ α μ π α κ ι ο υ Κ α λ α μ π α κ ι	41.013	24.296
2019	Legislative (LH)	Δ ω δ ε κ α ν ☒ σ ο υ	52	Η ρ ω ι κ η ς Ν η σ ο υ Κ α σ ο υ	98	Γ υ μ ν α σ ι α κ ο &Λ υ κ ε ι α κ ο Κ τ ι ρ ι ο Κ α σ ο υ	—	—
2019	Legislative (LH)	Τ ρ ι κ ☒ λ ω ν	24	Τ ρ ι κ κ α ι ω ν	277	Δ η μ ο τ ι κ ο Σ χ ο λ ε ι ο Ρ ι ζ α ρ ι ο Τ ρ ι κ α λ α	39.539	21.801
2019	Legislative (LH)	Λ ☒ σ β ο υ	48	Λ ε σ β ο υ	71	Δ η μ ο τ ι κ ο Σ χ ο λ ε ι ο Π α ρ α κ ο ι λ α	39.171	26.142
2015	Legislative (LH)	Ρ ο δ ☒ π η ς	2	Κ ο μ ο τ η ν η ς	125	Κ τ ι ρ ι ο 1 ο υ Γ υ μ ν α σ ι ο υ Κ ο μ ο τ η ν η ς Σ τ . Κ υ ρ ι α κ ι δ η 93 Κ ο μ ο τ η ν η	41.122	25.407
2015	Legislative (LH)	Α ρ κ α δ ☒ α ς	45	Τ ρ ι π ο λ η ς	215	Π ν ε υ μ α τ ι κ ο Κ ε ν τ ρ ο Α μ π ε λ α κ ι ο υ Π ο υ Β ρ ☒ σ κ ε τ α ι Σ τ ο Σ υ ν ο ι κ . Λ ι α ν ο ☒	37.372	22.302
2015	Legislative (LH)	Κ ο ζ ☒ ν η ς	15	Κ ο ζ α ν η ς	175	Δ η μ ο τ ι κ ☒ Σ χ ο λ ε ☒ ο Κ τ ε ν ☒ ο υ Κ τ ☒ ν ι ο ν	40.170	21.768

Continued on next page

Sample Electoral Units

Year	Type	NAME1	NAME1_b	NAME2	NAME3	NAME3_b	Lat.	Lon.
2015	Legislative (LH)	Δ ρ ☒ μ α ς	4	Π ρ ο σ ο τ σ α ν η ς	196	Η μ ε ρ η σ ι ο Γ υ μ ν α σ ι ο Μ ι κ ρ ο π ο λ η ς Μ ι κ ρ ο π ο λ η	41.192	23.824
2015	Legislative (LH)	Ι ω α ν ν ☒ ν ω ν	18	Δ ω δ ω ν η ς	73	Δ η μ ο τ ι κ ο Σ χ ο λ ε ι ο Σ ε ρ ι ζ ι α ν ω ν Σ ε ρ ι ζ ι α ν α Τ. κ. Σ ε ρ ι ζ ι α ν ω ν	39.303	20.689
2012	Legislative (LH)	Κ ο ρ ι ν θ ☒ α ς	43	Β ε λ ο υ - Β ο χ α ς	6	Ν ε ο Δ η μ ο τ ι κ ο Σ χ ο λ ε ι ο Β ε λ ο υ 20002 Β ε λ ο	37.978	22.764
2012	Legislative (LH)	Π ☒ λ λ α ς	11	Π ε λ λ α ς	184	8 ο Ο λ ο η μ ε ρ ο Δ η μ ο τ ι κ ο Σ χ ο λ ε ι ο Γ ι α ν ν ι τ σ ω ν (1 ο ς ☒ ρ ο φ ο ς Β. Π λ ε υ ρ ☒ 4 η Α ι θ.) Ι. Β α σ ι λ ε ι α δ η 35 58100 Γ ι α ν ν ι τ σ α	40.789	22.416
2012	Legislative (LH)	Λ ε υ κ ☒ δ α ς	27	Λ ε υ κ α δ α ς	23	Π ρ ω η ν Δ η μ ο τ ι κ ο Σ χ ο λ ε ι ο Π λ α τ υ σ τ ο μ ω ν 31084 Π λ α τ υ σ τ ο μ α	38.742	20.666

Continued on next page

Sample Electoral Units

Year	Type	NAME1	NAME1_b	NAME2	NAME3	NAME3_b	Lat.	Lon.
2012	Legislative (LH)	Βοιωτ☒ας	36	Θηβαιων	43	1ο Δημοτικο Σχολειο Βαγιων 32002 Βαγια	38.320	23.179
2012	Legislative (LH)	Α′ Θεσσαλονικης	6	Θεσσαλονικης	443	30ο Ημερησιο Γενικο Λυκειο-1ο Γυμνασιο (Χαριλαου) Στρατ. Γενναδιου 53 54250 Θεσσαλονικη	40.605	22.969

35.5 Aggregate Election Results

2023 Legislative (lower house)

Party	Party_b	Votes
New Democracy	Ν☒α Δημοκρατ☒α	4,508,037
Syriza	ΣΥΡΙΖΑ	2,108,347
PASOK – Movement for Change	ΠΑΣΟΚ-Κ☒νημα Αλλαγ☒ς	1,291,257
Communist Party of Greece	Κ. Κ. Ε.	823,875
Greek Solution	Ελληνικ☒ Λ☒ση - Κ. Βελ☒πουλος	493,672

Continued on next page

2023 Legislative (lower house)

Party	Party_b	Votes
Democratic Patriotic Popular Movement "Niki"	Ν Ι Κ Η	364,747
European Realistic Disobedience Front	Μ☒ Ρ Α 25-Σ Υ Μ Μ Α Χ Ι Α Γ Ι Α Τ Η Ρ Η Ξ Η	281,429
Spartans	Σ Π Α Ρ Τ Ι Α Τ Ε Σ	243,922
Course of Freedom	Π λ ε ☒ σ η Ε λ ε υ θ ε ρ ☒ α ς - Ζ ω ☒ Κ ω ν σ τ .	170,000
Course of Freedom	Π λ ε ☒ σ η Ε λ ε υ θ ε ρ ☒ α ς	165,033
Ecologist Greens	Ο ι κ ο λ ☒ γ ο ι Π ρ ☒ σ ι ν ο ι	56,389
Alliance of Subversion	Σ Υ Μ Μ Α Χ Ι Α Α Ν Α Τ Ρ Ο Π Η Σ	53,197
National Creation	Ε Θ Ν Ι Κ Η Δ Η Μ Ι Ο Υ Ρ Γ Ι Α	47,541
Antarsya	Α Ν Τ . Α Ρ . Σ Υ . Α .	47,312
Breath of Democracy	Π Ν Ο Η Δ Η Μ Ο Κ Ρ Α Τ Ι Α Σ	42,343
Unite Freedom Alliance	Ε Ν Ω Ν Ω Σ Υ Μ Μ Α Χ Ι Α Ε Λ Ε Υ Θ Ε Ρ Ι Α Σ	37,256
Union of Centrists	☒ ν ω σ η Κ ε ν τ ρ ☒ ω ν	36,757
Movement 21	Κ☒ ν η μ α 21	34,914
Patriotic Force – Prodromos Emfietzoglou	Π Α Τ Ρ Ι Ω Τ Ι Κ Ο Σ Σ Υ Ν Α Σ Π Ι Σ Μ Ο Σ	25,761
Voice of Reason	Φ Ω Ν Η Λ Ο Γ Ι Κ Η Σ Α . Λ Α Τ Ι Ν Ο Π Ο Υ Λ Ο Υ	22,347
Communist Party of Greece (Marxist-Leninist)	Κ . Κ . Ε . (μ - λ)	22,162
Free Again	Ε Λ Ε Υ Θ Ε Ρ Ο Ι Ξ Α Ν Α	20,443
Assembly of Greeks	Ε λ λ ☒ ν ω ν Σ υ ν ☒ λ ε υ σ ι ς	19,151
Movement of the Poor	Κ Ι Ν Η Μ Α Φ Τ Ω Χ Ω Ν Ε Λ Λ Α Δ Ο Σ	18,479
EY Movement	Ε Υ - Κ Ι Ν Η Σ Η	17,107
Prasino+Mov	Π Ρ Α Σ Ι Ν Ο Κ Α Ι Μ Ω Β	15,495
EAN	Ε Α Ν ...	15,174
Green Movement	Π Ρ Α Σ Ι Ν Ο Κ Ι Ν Η Μ Α	14,627
Now All Together	Τ Ω Ρ Α Ο Λ Ο Ι Μ Α Ζ Ι (Τ . Ο Λ . Μ Α)	14,036
Movement of the Poor of Greece	Κ Ι Ν Η Μ Α Φ Τ Ω Χ Ω Ν Ε Λ Λ Α Δ Ο Σ	13,652

Continued on next page

2023 Legislative (lower house)

Party	Party_b	Votes
Smoking Groups for Art and Artistic Creation	Κ. Ο. Τ. Ε. Σ.	11,521
Unity – Truth	Ε Ν Ο Τ Η Τ Α - Α Λ Η Θ Ε Ι Α Ε Ν. Α	11,401
Independent	Β Α Γ Ε Ν Α Κ Η Λ Α Η Δ Ο Ν Η Α Ν Ν Α χ☒ρ α Λ ο υ κ ι α ν ο☒	6,866
Political Initiative	Π Ο Λ Ι Τ Ι Κ Η Π Ρ Ω Τ Ο Β Ο Υ Λ Ι Α	6,079
Society of Values - Liberal Alliance	κ ο ι ν ω ν☒α α ξ ι☒ν	5,866
Northern League – Krama	Β Ο Ρ Ε Ι Α Λ Ε Γ Κ Α - Κ Ρ Α Μ Α	5,430
Marxist-Leninist Communist Party of Greece	Μ Α Ρ Ξ Ι Σ Τ Ι Κ Ο-Λ Ε Ν Ι Ν Ι Σ Τ Ι Κ Ο Κ. Κ. Ε.	4,250
Marxist-Leninist Communist Party of Greece	Μ-Λ Κ. Κ. Ε.	3,922
Organisation of Internationalist Communists of Greece	Ο. Κ. Δ. Ε.	3,304
National Front	Ε θ ν ι κ☒ Μ☒ τ ω π ο	2,965
Organisation for the Reconstruction of the KKE	Ο. Α. Κ. Κ. Ε.	2,114
Independent	Χ Ρ Ι Σ Τ Ο Δ Ο Υ Λ Ο Υ Ε Υ Σ Τ Ρ Α Τ Ι Α σ υ ζ. Κ ρ ε μ☒δ α Σ μ☒ρ α γ δ ο υ	1,135
Independent	Τ Σ Ω Μ Ο Υ - Χ Ρ Υ Σ Α Φ Η Α Ν Α Σ Τ Α Σ Ι Α (Τ Α Σ Ι Α) σ υ ζ. Ν ι κ ο λ☒ο υ	1,105
SOCIAL – Modern Democratic Party	SOCIAL	1,014
Independent	Σ Υ Ρ Ι Α Ν Ο Υ Μ Α Ρ Ι Α τ η ς Ν ι κ ο λ☒ο υ	910
Independent	Θ Α Ν Ο Υ Ο Υ Ρ Α Ν Ι Α (Ρ Α Ν Ι Α) σ υ ζ Σ τ υ λ ι α ν ο☒	727
Independent	Α ν ε ξ☒ρ τ η τ ο ι Υ π ο ψ☒φ ι ο ι	155
Vision of the Renaissance of Greece	Ο Ρ Α Μ Α Α Ν Α Γ Ε Ν Ν Η Σ Η Σ Ε Λ Λ Α Δ Ο Σ	132
Panathinaikos Movement	Π α ν α θ η ν α ι κ☒ Κ☒ν η μ α	122

Continued on next page

2023 Legislative (lower house)

Party	Party_b	Votes
New Structure	Ν Ε Α Δ Ο Μ Η	70
Digital Hellenism in the Whole	Ψ Η Φ. Ε Λ Λ Η Ν Ι Σ Μ Ο Σ Ε Ν Τ Ο Ο Λ Ο Ν	23
People's European Party	Λ Α ☒ Κ Ο Ε Υ Ρ Ω Π Α ☒ Κ Ο Κ Ο Μ Μ Α	17
Greek Vision	Ε Λ Λ Η Ν Ι Κ Ο Ο Ρ Α Μ Α	12
Republican Party of Greece – TRAMP	Ρ ε π ο υ μ π λ ι κ α ν ι κ ☒ Κ. Ε λ.-Τ Ρ Α Μ Π	3

2019 Legislative (lower house)

Party	Party_b	Votes
New Democracy	Ν ☒ α Δ η μ ο κ ρ α τ ☒ α	2,251,426
Syriza	Σ Υ Ρ Ι Ζ Α	1,781,180
Movement for Change	Κ ☒ ν η μ α Α λ λ α γ ☒ ς	457,527
Communist Party of Greece	Κ. Κ. Ε.	299,595
Greek Solution	Ε λ λ η ν ι κ ☒ Λ ☒ σ η - Κ. Β ε λ ☒ π ο υ λ ο ς	208,806
MeRA25	Μ ☒ Ρ Α 25	194,233
Golden Dawn	Λ α ☒ κ ☒ ς Σ ☒ ν δ ε σ μ ο ς - Χ ρ υ σ ☒ Α υ γ ☒	165,711
Course of Freedom	Π λ ε ☒ σ η Ε λ ε υ θ ε ρ ☒ α ς - Ζ ω ☒ Κ ω ν σ τ.	82,673
Union of Centrists	☒ ν ω σ η Κ ε ν τ ρ ☒ ω ν	70,161
Recreate Greece	Δ η μ ι ο υ ρ γ ☒ α ξ α ν ☒ - Θ. Τ ζ ☒ μ ε ρ ο ς	41,647
United Popular Front - Agricultural Livestock Party	Ε. Π Α. Μ - Α. Κ. Κ. Ε Λ	28,269
Antarsya	Α Ν Τ. Α Ρ. Σ Υ. Α.	23,191
Popular Unity	Λ α ☒ κ ☒ Ε ν ☒ τ η τ α	15,930

Continued on next page

2019 Legislative (lower house)

Party	Party_b	Votes
Assembly of Greeks	Ε λ λ ☒ ν ω ν Σ υ ν ☒ λ ε υ σ ι ς	14,173
Syriza	Β Α Γ Ε Ν Α Κ Η Λ Α Η Δ Ο Ν Η Α Ν Ν Α χ ☒ ρ α Λ ο υ κ ι α ν ο ☒	10,481
Communist Party of Greece (Marxist-Leninist)	Κ. Κ. Ε. (μ-λ)	7,778
Marxist-Leninist Communist Party of Greece	Μ-Λ Κ. Κ. Ε.	2,791
Workers Revolutionary Party	Ε Ε Κ Τ ρ ο τ σ κ ι σ τ ☒ ς - Ε ρ γ. Ε π. Κ ☒ μ μ α	1,993
Organisation of Internationalist Communists of Greece	Ο. Κ. Δ. Ε.	1,675
unknown	Μ Π Ι Λ Λ Η-Τ Σ Ι Τ Σ Ε Μ Α Ρ Ι Α σ υ ζ. Γ ε ω ρ γ ☒ ο υ	1,276
Independents	Α ν ε ξ ☒ ρ τ η τ ο ι Υ π ο ψ ☒ φ ι ο ι	472
unknown	Μ Α Ν Τ Α Μ Α Δ Ι Ω Τ Η Σ Σ Τ Υ Λ Ι Α Ν Ο Σ	463
unknown	Δ Ρ Α Μ Ι Τ Ι Ν Ο Υ Ο Υ Ρ Α Ν Ο Υ Ε Λ Ε Ν Η σ υ ζ. Α ν τ ω ν ☒ ο υ	146
unknown	Δ Ι Α Κ Ο Ρ Ω Ν Α Μ Α Ρ Ι Α-Α Ν Α Σ Τ Α Σ Ι Α (Ν Α Τ Α Σ Α) σ υ ζ. Ν ι κ ο λ ☒ ο υ	102
Syn... Fonia Politikon Kommaton	Σ Υ Ν... Φ Ω Ν Ι Α Κ Ο Μ Μ Α Τ Ω Ν	96
unknown	Λ Ε Β Ε Ν Τ Η-Γ Ι Α Κ Ο Υ Μ Α Τ Ο Υ Α Γ Γ Ε Λ Ι Κ Η σ υ ζ. Ι ω ☒ ν ν η	77
unknown	Χ Α Τ Ζ Ο Π Ο Υ Λ Ο Υ Ε Λ Ε Ν Η χ ☒ ρ α Γ ε ω ρ γ ☒ ο υ	49
unknown	Ν Τ Ο Μ Π Ρ Ι Ν Κ Α (DOBRINKA) Ν Τ Ο Μ Π Ρ Ε Β Α (DOBREVA)	14

2015 Legislative (lower house)

Party	Party_b	Votes
New Democracy	Ν Ε Α ΔΗΜΟΚΡΑΤΙΑ	3,229,870
Syriza	ΣΥΡΙΖΑ	2,245,978
Syriza	ΣΥΝΑΣΠΙΣΜΟΣ ΡΙΖΟΣΠΑΣΤΙΚΗΣ ΑΡΙΣΤΕΡΑΣ-ΣΥΡΙΖΑ	1,926,526
The River	ΤΟ ΠΟΤΑΜΙ	596,273
Golden Dawn	Λα☒κ☒ς Σ☒νδεσμος-Χρυσ☒ Αυγ☒	388,387
Golden Dawn	Λα☒κ☒ς Σ☒νδεσμος - Χρυσ☒ Αυγ☒	379,722
Democratic Alignment	ΔΗΜΟΚΡΑΤΙΚΗ ΣΥΜΠΑΡΑΤΑΞΗ (ΠΑ. ΣΟ. Κ.- ΔΗΜ. ΑΡ.)	341,732
Communist Party of Greece	Κ. Κ. Ε.	336,464
Communist Party of Greece	Κ. Κ. Ε.- ΚΟΜΜΟΥΝΙΣΤΙΚΟ ΚΟΜΜΑ ΕΛΛΑΔΑΣ	301,684
Union of Centrists	Ενωση Κεντρ☒ων	297,567
Independent Greeks	Ανεξ☒ρτητοι Ελληνες	293,683
PASOK	ΠΑ. ΣΟ. Κ	289,469
Independent Greeks	Ανεξ☒ρτητοι Ελληνες - Εθνικ☒ Πατριωτικ☒ Συμμαχ☒α	200,532
Popular Unity	ΛΑ☒ΚΗ ΕΝΟΤΗΤΑ	155,320
Movement of Democratic Socialists	ΚΙΝΗΜΑ Δημοκρ. Σοσιαλιστ☒ν	148,251
Teleia	Τελε☒α - Απ☒στολος Γκλ☒τσος	109,500
Popular Orthodox Rally	ΛΑ. Ο. Σ Λα☒κ☒ς Ορθ. Συναγερμ☒ς	63,669
Antarsya - Workers Revolutionary Party	ΑΝΤ. ΑΡ. ΣΥ. Α - Ε. Ε. Κ.	46,183
United Popular Front	ΕΝΙΑΙΟ ΠΑΛΑΙΚΟ ΜΕΤΩΠΟ (Ε. ΠΑ. Μ)	41,626
Antarsya - MARS	ΑΝΤ. ΑΡ. ΣΥ. Α. Μ. ΑΡ. Σ	39,497

Continued on next page

2015 Legislative (lower house)

Party	Party_b	Votes
Society	ΚΟΙΝΩΝΙΑ	35,594
Democratic Left - Greens	Πρ☒σινοι-Δημοκρατικ☒ Αριστερ☒	29,561
Recreate Greece	δημιουργ☒α, ξαν☒! Θ☒νος Τζ☒μερος	28,909
Democrats - Society of Values - Pirate Party	ΔΗΜΟΚΡΑΤΙΚΟΙ, κοινων☒α αξι☒ν, Κ☒μμα Πειρατ☒ν Ελλ☒δας	15,282
Marxist-Leninist Communist Parties	ΚΚΕ (μ-λ) - Μ-Λ ΚΚΕ - ΕΚΛΟΓΙΚΗ ΣΥΝΕΡΓΑΣΙΑ	8,873
Marxist-Leninist Communist Parties	ΚΚΕ (μ-λ) - Μ-Λ ΚΚΕ	7,999
Democratic National Reform Union	Ε. Δ. Ε. Μ.	7,615
Patriotic Union - Greek Popular Gathering	ΠΑΤΡΙΩΤΙΚΗ ΕΝΩΣΗ - ΕΛΛ. ΛΑ☒ΚΗ ΣΥΣΠΕΙΡΩΣΙΣ ″ΕΛ. ΛΑ. Σ.″	6,070
Greek People's Democratic Liberation	ΕΛ. ΛΑ. Δ. Α.	4,739
Greek People's Democratic Liberation	ΕΛΛΗΝΙΚΗ ΛΑ☒ΚΗ ΔΗΜΟΚΡΑΤΙΚΗ ΑΠΕΛΕΥΘΕΡΩΣΗ (ΕΛ. ΛΑ. Δ. Α.)	4,421
unknown	Αραπη - Καραγιαννη Βασιλικη (Βικυ) χ☒ρα Δημητρ☒ου	3,080
unknown	Μωυσιδου Σοφια Συζ. Κωνσταντ☒νου	2,791
unknown	Ανδρεου-Μιχαηλιδη Γεωργια Συζ. Ευσταθ☒ου	2,581
Organisation of Internationalist Communists of Greece	ΟΡΓΑΝΩΣΗ ΚΟΜΜΟΥΝΙΣΤΩΝ ΔΙΕΘΝΙΣΤΩΝ ΕΛΛΑΔΑΣ	2,433
Workers Revolutionary Party	ΕΕΚ Τροτσκιστ☒ς-Εργ. Επ. Κ☒μμα	2,363
unknown	Παυλιδου-Κουτρουμπη Ολγα Συζ. Γεωργ☒ου	2,240

Continued on next page

2015 Legislative (lower house)

Party	Party_b	Votes
unknown	Κατσανη-Τερζηβασιλειαδου Ειρηνη (Ρενα) Συζ. Κλωνρη	2,041
unknown	Παπαβασιλειου-Μπαλη Ουρανια-Αλεξανδρα (Ρανια) Συζ. Βρωνα	1,878
Organisation of Internationalist Communists of Greece	ΟΚΔΕ. Οργ. Κομ. Διεθ. Ελλδας	1,854
unknown	Μπιλλη-Τσιτσε Μαρια Συζ. Γεωργου	1,812
Independents	Ανεξρτητοι Υποψφιοι	1,301
unknown	Μπελλου-Παπακεμου Μαρια Συζ. Αθανασου	952
Organisation for the Reconstruction of the KKE	Ανεξ./Μεμονωμνοι Υποψφιοι	846
unknown	Λουμα Ειρηνη (Ρενα) Συζ. Γεωργου	795
National Resistance Movement	Κ. Ε. Α Ν.	618
unknown	Αμπαζη Στυλιανη (Στελλα) Συζ. Γεωργου	412
unknown	Γιαλυτη-Κακουρακη Δεσποινα Συζ. Εμμανουλ	313
unknown	Μπαντρα Βικτωρια χρα Αλεξνδρου	286
unknown	Βολτυρακη Σταματια Το Γνος Δημητρου Χατζακη	254
unknown	Μπαβελη Ναυσικα Συζ. Νικολου	194
Greek White Movement of Today's Ideology	Ε. Λ. Κ. Σ. Ι.	76
unknown	Καλλιπολιτη Θεοδωρα χρα Βασιλεου	43

Continued on next page

2015 Legislative (lower house)

Party	Party_b	Votes
Radical Orthodox Solidarity Front	″ P O MA″ P ι ζ . O ρ θ . M ε τ . A λ λ η λ .	16
Panagrarian Labour Movement of Greece	A ν ε ξ . A ν α ν . A ρ ι σ τ ε ρ ☒...	1

2012 Legislative (lower house)

Party	Party_b	Votes
New Democracy	N ☒ α Δ η μ ο κ ρ α τ ☒ α	3,017,600
Syriza	Σ Y P I Z A E ν ω τ ι κ ☒ κ ο ι ν ω ν ι κ ☒ μ ☒ τ ω π ο	1,655,022
PASOK	Π A . Σ O . K	1,589,476
Syriza	Σ Y P I Z A E ν . K ο ι ν . M ε τ .	1,040,652
Communist Party of Greece	K . K . E .	813,332
Democratic Left	Δ η μ ο κ ρ α τ ι κ ☒ A ρ ι σ τ ε ρ ☒	771,380
Independent Greeks	A ν ε ξ ☒ ρ τ η τ ο ι E λ λ η ν ε ς	671,324
Independent Greeks	A ν ε ξ ☒ ρ τ η τ ο ι E λ λ η ν ε ς - Π ☒ ν ο ς K α μ μ ☒ ν ο ς	462,406
Golden Dawn	Λ α ι κ . Σ ☒ ν δ .- X ρ υ σ ☒ A υ γ ☒	440,966
Golden Dawn	Λ α ι κ ☒ ς Σ ☒ ν δ ε σ μ ο ς - X ρ υ σ ☒ A υ γ ☒	426,025
Popular Orthodox Rally	Λ A . O . Σ	280,024
Ecologist Greens	O ι κ ο λ ☒ γ ο ι Π ρ ☒ σ ι ν ο ι	185,485
Democratic Alliance	Δ η μ ο κ ρ α τ ι κ ☒ Σ υ μ μ α χ ☒ α	161,550
Recreate Greece	δ η μ ι ο υ ρ γ ☒ α , ξ α ν ☒ !	135,960
Drassi - Liberal Alliance	Δ ρ ☒ σ η - Φ ι λ . Σ υ μ μ α χ ☒ α	114,066

Continued on next page

2012 Legislative (lower house)

Party	Party_b	Votes
Recreate Greece - Drassi - Liberal Alliance	δ η μ ι ο υ ρ γ ☒ α , ξ α ν ☒ ! (δ η μ ι ο υ ρ γ ☒ α ξ α ν ☒ !-Δ ρ ☒ σ η-Φ ι λ ε λ ε ☒ θ ε ρ η Σ υ μ μ α χ ☒ α)	98,140
Antarsya	Α Ν Τ . Α Ρ . Σ Υ . Α .	75,416
Social Agreement	Κ ο ι ν ω ν ι κ ☒ Σ υ μ φ ω ν ☒ α	60,552
No (Democratic Revival - United Popular Front)	Ο Χ Ι (Δ η μ . Α ν . Ε ν . Π . Μ ε τ .)	58,170
I Don't Pay Movement	Κ ☒ ν η μ α δ ε ν π λ η ρ ☒ ν ω	55,590
Union of Centrists	Ε ν ω σ η Κ ε ν τ ρ ☒ ω ν	55,458
Ecologist Greens	Ο Ι Κ Ο Λ Ο Γ Ο Ι Π Ρ Α Σ Ι Ν Ο Ι	54,408
National Unity Association	Σ ☒ ν δ . Ε θ ν ι κ ☒ ς Ε ν ☒ τ η τ α ς	38,286
Pirate Party of Greece	Κ ο μ . Π ε ι ρ . Ε λ λ ☒ δ α ς	32,519
Society	Κ Ο Ι Ν Ω Ν Ι Α	28,514
I Don't Pay Movement	Κ Ι Ν Η Μ Α Δ Ε Ν Π Λ Η Ρ Ω Ν Ω	23,699
Antarsya	Α ν τ ι κ α π ι τ α λ ι σ τ ι κ ☒ Α ρ ι σ τ ε ρ ☒ Σ υ ν ε ρ γ α σ ☒ α (Α Ν Τ . Α Ρ . Σ Υ . Α .)	20,416
Marxist-Leninist Communist Parties	Κ Κ Ε (μ - λ) - Μ - Λ Κ Κ Ε	16,010
Pirate Party of Greece	Κ ☒ μ μ α Π ε ι ρ α τ ☒ ν Ε λ λ ☒ δ α ς	14,170
Panathinaikos Movement	Π Α Ν Α Θ Η Ν Α ☒ Κ Ο Κ Ι Ν Η Μ Α	12,459
Marxist-Leninist Communist Parties	Κ Κ Ε (μ - λ) - Μ - Λ Κ Κ Ε Ε Κ Λ Ο Γ Ι Κ Η Σ Υ Ν Ε Ρ Γ Α Σ Ι Α	7,592
Workers Revolutionary Party	Ε ρ γ α τ . Ε π α ν α σ τ . Κ ☒ μ μ α	6,074
unknown	Α ν δ ρ ι τ σ ο υ - Χ ο ρ δ α κ η Μ α ρ ι ν α Σ υ ζ . Β α σ ι λ ε ι ο υ	4,584
National Hope	Ε Θ Ν Ι Κ Η Ε Λ Π Ι Δ Α	4,290
Liberal Party	Κ ☒ μ μ α Φ ι λ ε λ ε υ θ ☒ ρ ω ν	4,241
unknown	Α ν ε ξ . Υ π ο ψ ☒ φ ι ο ς	3,008
Organisation for the Reconstruction of the KKE	Ο . Α . Κ . Κ . Ε .	2,565
unknown	Μ π α τ ζ α κ η Α ν ν α Σ υ ζ . Κ ο σ μ α	2,562

Continued on next page

2012 Legislative (lower house)

Party	Party_b	Votes
Organisation of Internationalist Communists of Greece	Οργ. Κομ. Διεθ. Ελλ⊠δας	1,783
unknown	Ζερβα-Γκιουρτζιαν Ελενη (Ελενα) Συζ. Λεωνιδα	1,100
Dignity	Αξιοπρ⊠πεια	799
unknown	Ανεξ./Μεμονωμ⊠νοι Υποψ⊠φιοι	385
National Resistance Movement	Κ. Ε. Α Ν.	335
Panagrarian Labour Movement of Greece	Ανεξ. Αν. Αριστ.	302
unknown	Μαλτεζοπουλου-Τζανακου Μαριανθη Συζ. Ιωαννη	121
National Resistance Movement	Κ. Ε. Α Ν. Κ Ι ΝΗΜΑ ΕΘΝΙΚΗΣ ΑΝΤΙΣΤΑΣΗΣ	81
Panathinaikos Movement	Παναθηναικ⊠ Κ⊠νημα	18
Greek Ecologists	Δημ. Βεργ⊠ς ΕΛΛ. Ο Ι Κ.	3
Regional Urban Development	Περιφ. Αστικ⊠ Αν⊠πτυξη	3

35.6 Electoral Geography

0

Electoral Units in 2023 | Geometry Type: Thiessen | Spatial Units: 7,767 (Years also geocoded at this level: 2012, 2015, 2019)

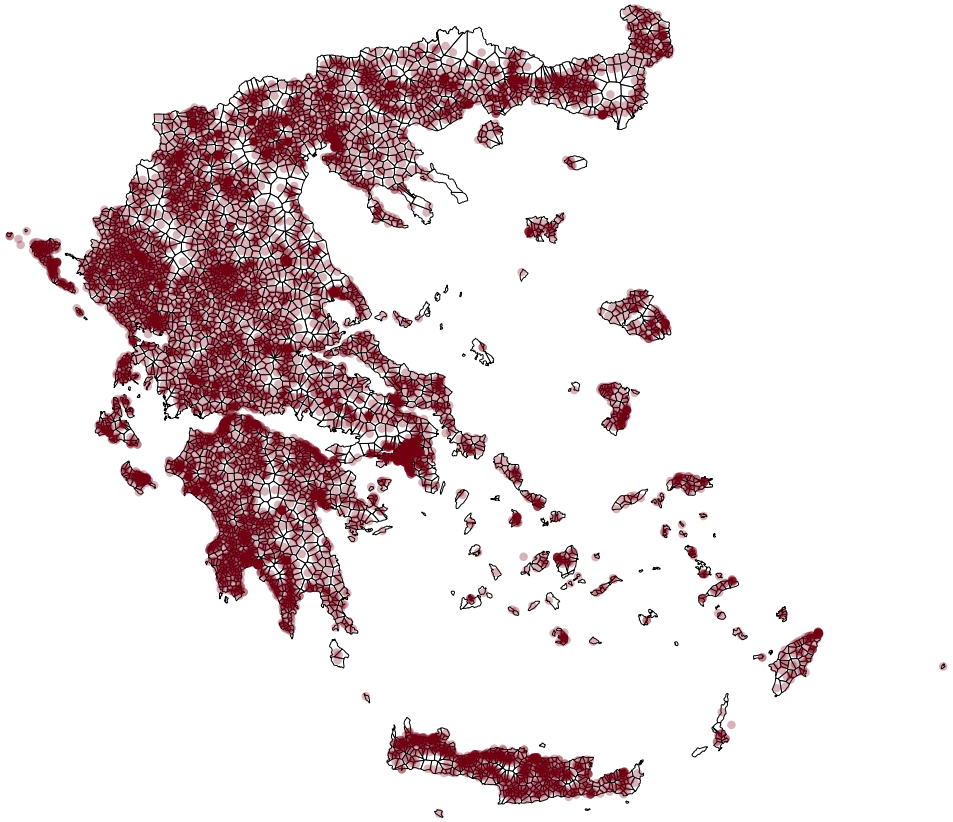

36 Greenland

36.1 Notes

- Smallest physical unit: Settlements

36.2 Data Source(s)

- KIMIK iT

36.3 Elections Summary

Elections Summary

Year	Election Type	Data Units	Spatial Units	% Geocoded
2022	Danish Parliament	72	70	100.0%
2021	Legislative (unicameral)	71	69	100.0%
2019	Danish Parliament	71	69	100.0%
2018	Legislative (unicameral)	72	70	100.0%
2015	Danish Parliament	69	67	100.0%
2014	Legislative (unicameral)	72	70	100.0%
2013	Legislative (unicameral)	72	70	100.0%
2011	Danish Parliament	69	67	100.0%
2009	Legislative (unicameral)	72	70	100.0%
2007	Danish Parliament	69	67	100.0%
2005	Legislative (unicameral)	72	70	100.0%
2002	Legislative (unicameral)	72	70	100.0%

36.4 Sample Electoral Units

Sample Electoral Units

Year	Type	NAME1	NAME2	Lat.	Lon.
2022	Danish Parliament	Kujalleq	Qassimiut	60.781	-47.160
2022	Danish Parliament	Qeqertalik	Qeqertarsuaq	69.244	-53.541
2022	Danish Parliament	Sermersooq	Kulusuk	65.568	-37.187
2022	Danish Parliament	Avannaata	Tasiusaq AVA	60.194	-44.817
2022	Danish Parliament	Kujalleq	Narsarmijit	60.005	-44.666
2021	Legislative (unicameral)	Qeqertalik	Qeqertarsuatsiaat	63.090	-50.673
2021	Legislative (unicameral)	Qeqqata	Atammik	64.804	-52.173
2021	Legislative (unicameral)	Qeqqata	Sarfannguit	66.898	-52.860
2021	Legislative (unicameral)	Avannaata	Siorapaluk	77.786	-70.639
2021	Legislative (unicameral)	Qeqqata	Napasoq	65.047	-52.380
2019	Danish Parliament	Kujalleq	Saarloq	60.538	-46.027
2019	Danish Parliament	Qeqertalik	Qeqertarsuatsiaat	63.090	-50.673
2019	Danish Parliament	Kujalleq	Narsarsuaq	61.157	-45.425
2019	Danish Parliament	Qeqqata	Maniitsoq	65.408	-52.901
2019	Danish Parliament	Sermersooq	Tasiilaq	65.613	-37.634
2018	Legislative (unicameral)	Kujalleq	Alluitsup Paa	60.463	-45.571

Continued on next page

Sample Electoral Units

Year	Type	NAME1	NAME2	Lat.	Lon.
2018	Legislative (unicameral)	Kujalleq	Qassimiut	60.781	-47.160
2018	Legislative (unicameral)	Qeqqata	Itilleq	66.577	-53.498
2018	Legislative (unicameral)	Avannaata	Qaarsut	70.718	-52.613
2018	Legislative (unicameral)	Avannaata	Savissivik	76.020	-65.108
2015	Danish Parliament	Avannaata	Qaanaaq	77.467	-69.228
2015	Danish Parliament	Avannaata	Qeqertaq	69.997	-51.303
2015	Danish Parliament	Qeqertalik	Attu	67.941	-53.623
2015	Danish Parliament	Qeqertalik	Akunnaaq	68.744	-52.329
2015	Danish Parliament	Avannaata	Ikerasak	70.494	-51.330
2014	Legislative (unicameral)	Sermersooq	Isertoq	65.548	-38.977
2014	Legislative (unicameral)	Qeqertalik	Niaqornaarsuk	68.233	-52.859
2014	Legislative (unicameral)	Avannaata	Innaarsuit	73.200	-56.011
2014	Legislative (unicameral)	Kujalleq	Ammassivik	60.597	-45.385
2014	Legislative (unicameral)	Kujalleq	Qassiarsuk	61.150	-45.515
2013	Legislative (unicameral)	Sermersooq	Arsuk	61.175	-48.448
2013	Legislative (unicameral)	Sermersooq	Kapisillit	64.434	-50.268
2013	Legislative (unicameral)	Kujalleq	Narsarsuaq	61.157	-45.425

Continued on next page

Sample Electoral Units

Year	Type	NAME1	NAME2	Lat.	Lon.
2013	Legislative (unicameral)	Qeqertalik	Iginniarfik	68.147	-53.172
2013	Legislative (unicameral)	Avannaata	Naajaat	73.143	-55.809
2011	Danish Parliament	Sermersooq	Paamiut	61.994	-49.667
2011	Danish Parliament	Qeqertalik	Aasiaat	68.707	-52.859
2011	Danish Parliament	Avannaata	Uummannaq	70.677	-52.131
2011	Danish Parliament	Avannaata	Upernavik	72.786	-56.138
2011	Danish Parliament	Qeqertalik	Ikerasaarsuk	68.140	-53.445
2009	Legislative (unicameral)	Kujalleq	Qaqortoq	60.719	-46.035
2009	Legislative (unicameral)	Kujalleq	Nanortalik	60.142	-45.239
2009	Legislative (unicameral)	Sermersooq	Kuummiit	65.866	-37.008
2009	Legislative (unicameral)	Avannaata	Ukkusissat	71.057	-51.897
2009	Legislative (unicameral)	Kujalleq	Alluitsup Paa	60.463	-45.571
2007	Danish Parliament	Kujalleq	Narsarmijit	60.005	-44.666
2007	Danish Parliament	Qeqqata	Atammik	64.804	-52.173
2007	Danish Parliament	Sermersooq	Sermiligaaq	65.907	-36.380
2007	Danish Parliament	Qeqqata	Napasoq	65.047	-52.380
2007	Danish Parliament	Kujalleq	Saqqaq	70.015	-51.940

Continued on next page

Sample Electoral Units

Year	Type	NAME1	NAME2	Lat.	Lon.
2005	Legislative (unicameral)	Avannaata	Qeqertat	77.494	-66.686
2005	Legislative (unicameral)	Kujalleq	Qassiarsuk	61.150	-45.515
2005	Legislative (unicameral)	Kujalleq	Nanortalik	60.142	-45.239
2005	Legislative (unicameral)	Avannaata	Upernavik Kujalleq	72.155	-55.525
2005	Legislative (unicameral)	Avannaata	Saattut	70.811	-51.632
2002	Legislative (unicameral)	Sermersooq	Kuummiit	65.866	-37.008
2002	Legislative (unicameral)	Avannaata	Niaqornat	70.781	-53.658
2002	Legislative (unicameral)	Sermersooq	Arsuk	61.175	-48.448
2002	Legislative (unicameral)	Qeqertalik	Kangaatsiaq	68.307	-53.457
2002	Legislative (unicameral)	Sermersooq	Paamiut	61.994	-49.667

36.5 Aggregate Election Results

2022 Danish Parliament

Party	Votes
Siumut	7,438
Inuit Ataqatigiit	4,844
Democrats	3,654
Naleraq	2,416
Atassut	728
others	176

2021 Legislative (unicameral)

Party	Votes
Siumut	7,435
Inuit Ataqatigiit	4,839
Democrats	3,649
Naleraq	2,415
Atassut	725
others	176

2019 Danish Parliament

Party	Votes
Siumut	7,435
Inuit Ataqatigiit	4,839
Democrats	3,649
Naleraq	2,415
Atassut	725
others	176

2018 Legislative (unicameral)

Party	Votes
Siumut	7,438
Inuit Ataqatigiit	4,844
Democrats	3,654
Naleraq	2,416
Atassut	728
others	176

2015 Danish Parliament

Party	Votes
Siumut	7,425
Inuit Ataqatigiit	4,839
Democrats	3,648
Naleraq	2,401
Atassut	725
others	176

2014 Legislative (unicameral)

Party	Votes
Siumut	7,438
Inuit Ataqatigiit	4,844
Democrats	3,654
Naleraq	2,416
Atassut	728
others	176

2013 Legislative (unicameral)

Party	Votes
Siumut	7,438
Inuit Ataqatigiit	4,844
Democrats	3,654
Naleraq	2,416
Atassut	728
others	176

2011 Danish Parliament

Party	Votes
Siumut	7,425
Inuit Ataqatigiit	4,839
Democrats	3,648
Naleraq	2,401
Atassut	725
others	176

2009 Legislative (unicameral)

Party	Votes
Siumut	7,438
Inuit Ataqatigiit	4,844
Democrats	3,654
Naleraq	2,416
Atassut	728
others	176

2007 Danish Parliament

Party	Votes
Siumut	7,421
Inuit Ataqatigiit	4,844
Democrats	3,653
Naleraq	2,402
Atassut	728
others	176

2005 Legislative (unicameral)

Party	Votes
Siumut	7,438
Inuit Ataqatigiit	4,844
Democrats	3,654
Naleraq	2,416
Atassut	728
others	176

2002 Legislative (unicameral)

Party	Votes
Siumut	7,438
Inuit Ataqatigiit	4,844
Democrats	3,654
Naleraq	2,416
Atassut	728
others	176

36.6 Electoral Geography

0

Electoral Units in 2022 | Geometry Type: Point | Spatial Units: 61 (Years also geocoded at this level: 2002, 2005, 2007, 2009, 2011, 2013, 2014, 2015, 2018, 2019, 2021)

37 Guatemala

37.1 Notes

- Voting centre coordinates may be slightly off owing to mismatch in variable names and coding numbers between the election results and the polling station address sheet.
- Smallest physical unit: Polling Station

37.2 Data Source(s)

- El Tribunal Supremo Electoral

37.3 Elections Summary

Elections Summary

Year	Election Type	Data Units	Spatial Units	% Geocoded
2023	Legislative (unicameral)	24104	904	92.8%
2023	Presidential	24827	910	92.8%

37.4 Sample Electoral Units

Sample Electoral Units

Year	Type	NAME1	NAME1_b	NAME2	NAME2_b	NAME3
2023	Legislative (unicameral)	Chiquimula	20	Jocotán	4	3526
2023	Legislative (unicameral)	El Progreso	4	San Agustín Acasaguastlán	3	759
2023	Legislative (unicameral)	Alta Verapaz	16	Santa Catalina La Tinta	16	3152
2023	Legislative (unicameral)	Huehuetenango	13	Colotenango	19	2366
2023	Legislative (unicameral)	Guatemala	1	San Raimundo	11	379
2023	Presidential	Alta Verapaz	16	Raxruhá	17	3162
2023	Presidential	Guatemala	1	Villa Canales	16	490
2023	Presidential	Quiché	14	Uspantán	15	2699
2023	Presidential	Retalhuleu	11	Retalhuleu	1	1733
2023	Presidential	Guatemala	0	Guatemala	1	119

Sample Electoral Units (continued 2/2)

	NAME3_b	NAME3_c	NAME4	Lat.	Lon.
	Ipmb Con Orientación Ocupacional Fé Y Alegría Número 10 Santa Maria	Cabecera Municipal	22585	14.774	-89.380

Continued on next page

Sample Electoral Units (continued 2/2)

	NAME3_b	NAME3_c	NAME4	Lat.	Lon.
	Nucleo Familiar Educativo Para El Desarrollo #14 (Nufed # 14)	Aldea Puerta De Golpe	6939	14.945	-89.970
	—	—	20281	—	—
	Gimnasio Municipal Colotenango	Cabecera Municipal	16077	15.406	-91.713
	Salón Municipal	4 Calle 2-00	3873	14.766	-90.596
	Escuela Oficial Rural Mixta	Centro De La Comunidad	20323	15.323	-90.346
	Salon Comunal Chichimecas	Aldea Chichimecas	4949	14.499	-90.524
	Instituto De Educación Básica Por Cooperativa Uspanteko	Calzada Primaveral 6 Avenida	17728	15.444	-90.844
	Escuela Oficial Rural Mixta Jornada Matutina Parcelamiento Caballo Blanco	Centro De La Comunidad	12709	14.536	-91.678
	Colegio La Asunción	7 Avenida 11-55	1675	14.637	-90.513

37.5 Aggregate Election Results

2023 Presidential - Second Round

Party	Party_b	Party_c	Votes
ARÉVALO, Bernardo	Semilla	SEMILLA	2,440,460
TORRES, Sandra	National Unity of Hope	UNE	1,567,311

2023 Presidential - First Round

Party	Party_b	Party_c	Votes
TORRES, Sandra	National Unity of Hope	UNE	881,535
ARÉVALO, Bernardo	Semilla	SEMILLA	654,370
CONDE, Manuel	Vamos	VAMOS	435,612
CASTILLO, Armando	Vision with Values	VIVA	404,005
MULET, Edmond	Cabal	CABAL	371,686
RÍOS, Zury	Valor - Unionist	VALOR UNIONISTA	364,853
VILLACORTA, Manuel	Will, Opportunity and Solidarity	VOS	238,566
REYES, Giovanni	Bienestar Nacional	BIEN	141,681
RIVERA, Amílcar	Victory	VICTORIA	135,577
POP, Amílcar	Winaq - URNG - MAIZ	URNG-MAIZ WINAQ	87,649
SAGASTUME, Ricardo	Todos	TODOS	76,577
GUZMÁN, Rudy	Nosotros	PPN	66,114
FARCHI, Isaac	Blue Party	AZUL	61,461
CLAVERÍA, Julio Rivera	My Family	MI FAMILIA	46,086
ARREDONDO, Francisco	Commitment, Renewal and Order	CREO	41,945
TALAMONTI, Giulio	Republican Union	UR	40,355
PEÑA, Hugo	Elephant Community	ELEFANTE	39,267
MÉRIDA, Rudio Lecsan	Humanist Party	PHG	34,284
ESPADA, Rafael	Republican Party	PR	32,131
MORALES, Samuel	National Convergence Front	FCN-NACION	22,313
BALDIZÓN, Álvaro Trujillo	Change	CAMBIO	17,711
LAM, Luis	National Integration Party	PIN	7,778

2023 Legislative (unicameral)

Party	Party_b	Party_c	Votes
Vamos	Vamos por una Guatemala Diferente	VAMOS	628,126
National Unity of Hope	Unidad Nacional de la Esperanza	UNE	538,018
Semilla	Movimiento Semilla	SEMILLA	488,692
Cabal	Cabal	CABAL	371,215
Vision with Values	Visión con Valores	VIVA	288,546
Valor - Unionist	Valor-Unionista	VALOR UNIONISTA	229,861
Will, Opportunity and Solidarity	Voluntad, Oportunidad y Solidaridad	VOS	186,438
Todos	Todos	TODOS	169,101
Winaq - URNG - MAIZ	URNG-MAIZ–Winaq	URNG-MAIZ WINAQ	133,694
Nosotros	Partido Político Nosotros	PPN	131,217
Victory	Victoria	VICTORIA	124,946
Bienestar Nacional	Bienestar Nacional	BIEN	112,742
Blue Party	Partido Azul	AZUL	98,487
Elephant Community	Comunidad Elefante	ELEFANTE	95,435
Podemos	Podemos	PODEMOS	86,475
Commitment, Renewal and Order	Compromiso, Renovación y Orden	CREO	84,667
Movement for the Liberation of Peoples	Movimiento para la Liberación de los Pueblos	MLP	74,802
Humanist Party of Guatemala	Partido Humanista de Guatemala	PHG	61,564
Change	Cambio	CAMBIO	52,754
National Advancement Party	Partido de Avanzada Nacional	P A N	45,940
My Family	Mi Familia	MI FAMILIA	45,402
Republican Union	Unión Republicana	UR	34,982
National Convergence Front	Frente de Convergencia Nacional	FCN-NACION	28,827
Guatemalan People's Party	Partido Popular Guatemalteco	PPG	23,837
Republican Party	Partido Republicano	PR	21,658
National Integration Party	Partido de Integración Nacional	PIN	13,927

37.6 Electoral Geography

1

Electoral Units in 2023 | Geometry Type: Thiessen | Spatial Units: 1,814

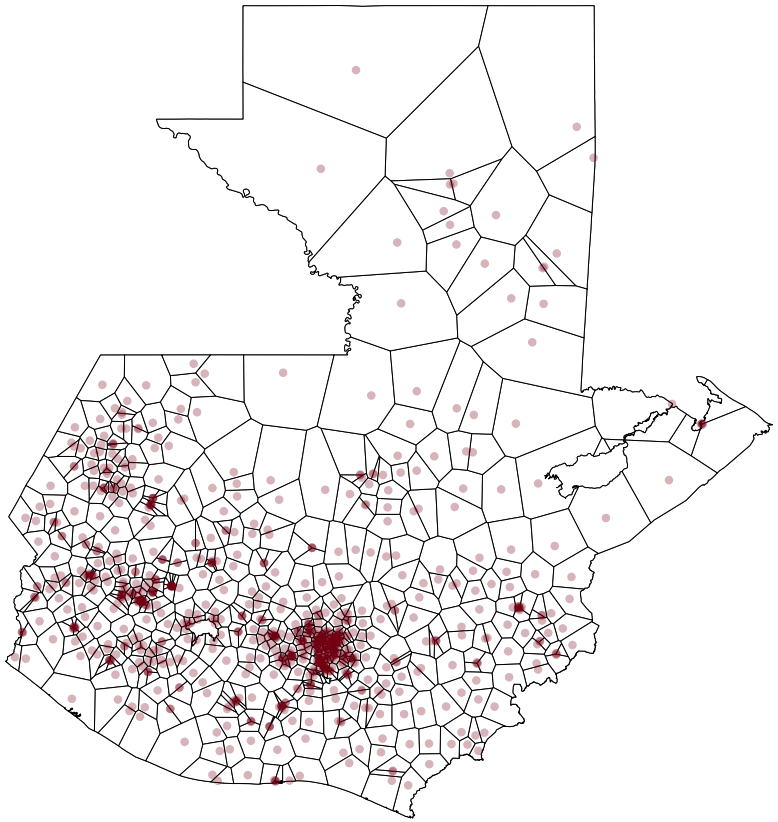

38 Guyana

38.1 Notes

- Smallest physical unit: Polling Station

38.2 Data Source(s)

- Guyana Elections Commission

38.3 Elections Summary

Elections Summary

Year	Election Type	Data Units	Spatial Units	% Geocoded
2015	Legislative (lower house)	2296	431	99.1%

38.4 Sample Electoral Units

Sample Electoral Units

Year	Type	NAME1	NAME1_b	NAME2	NAME2_b	NAME3	Lat.	Lon.
2015	Legislative (LH)	Demerara-Mahaica	4	Buxton Village/Friendship	421121F	Walkers' Residence	6.765	-58.040
2015	Legislative (LH)	East Berbice-Corentyne	6	No. 54 Village	632111C	No. 54 Village Nursery School	2.748	-57.463

Continued on next page

Sample Electoral Units

Year	Type	NAME1	NAME1_b	NAME2	NAME2_b	NAME3	Lat.	Lon.
2015	Legislative (LH)	Essequibo Islands-West Demerara	3	Den Amstel	332212 A	Den Amstel Nursery School	6.855	-58.254
2015	Legislative (LH)	Demerara-Mahaica	4	Queenstown	413131C	St Gabriel's Primary School	6.813	-58.151
2015	Legislative (LH)	Demerara-Mahaica	4	Belmont/Vereeniging	421155A	Hardeo's Mall	6.546	-58.098

38.5 Aggregate Election Results

2015 Legislative (lower house)

Party	Party_b	Votes
A Partnership for National Unity - Alliance for Change	APNU/AFC	207,078
People's Progressive Party/Civic	PPP/C	202,590
The United Force	TUF	1,099
United Republican Party	URP	418
Independent Party	IP	342
National Independent Party	NIP	254

38.6 Electoral Geography

0

Electoral Units in 2015 | Geometry Type: Thiessen | Spatial Units: 384

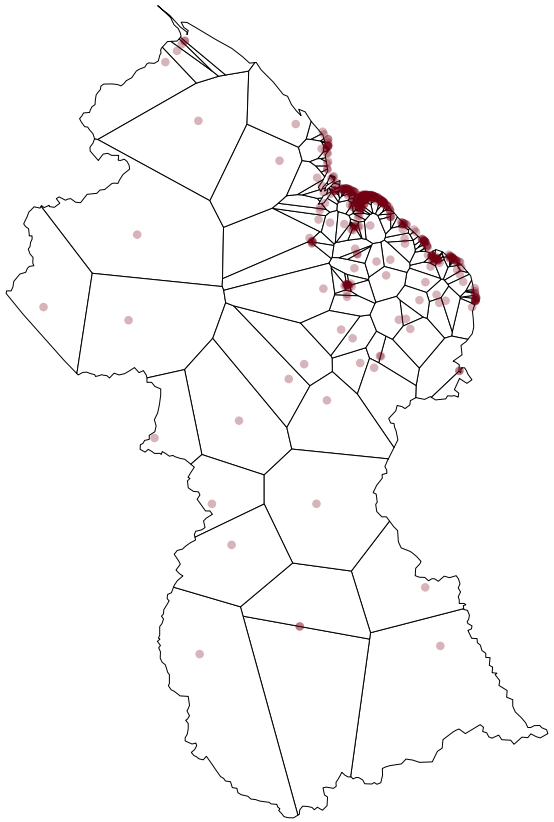

39 Honduras

39.1 Notes

- Legislative election results are summed by party across the list.
- Smallest physical unit: Polling Station

39.2 Data Source(s)

- Consejo Nacional Electoral

39.3 Elections Summary

Elections Summary

Year	Election Type	Data Units	Spatial Units	% Geocoded
2021	Legislative (unicameral)	18273	3443	99.6%
2021	Presidential	18293	3443	99.6%

39.4 Sample Electoral Units

Sample Electoral Units

Year	Type	NAME1	NAME2	NAME3	NAME4	NAME5	Lat.	Lon.
2021	Legislative (unicameral)	Francisco Morazan	Distrito Central	Col. Los Robles	Esc. Mixta Los Robles	HN.8.1.1.415.10368	14.054	-87.240
2021	Legislative (unicameral)	Cortes	Choloma	Col. Cerro Verde	Ceb. Rafael Pineda Ponce	HN.5.2.1.46.5214	15.564	-87.935
2021	Legislative (unicameral)	Olancho	La Union	La Union	Esc. Francisco Morazan	HN.15.13.2.1.15271	15.018	-86.710
2021	Legislative (unicameral)	Comayagua	Comayagua	Bo. Torondon	Inst. Leon Alvarado	HN.3.1.1.16.1642	14.456	-87.644
2021	Legislative (unicameral)	Cortes	San Pedro Sula	Col. Villa Ernestina	Esc. Dr. Antonio R. Vallejo	HN.5.1.1.184.4158	15.474	-87.996
2021	Presidential	Comayagua	San Jeronimo	San Antonio De La Cuesta	Esc. Centro America	HN.3.13.2.12.2177	14.628	-87.608
2021	Presidential	Cortes	Omoa	Chachaguala Abajo	Esc. Domingo Vasquez	HN.5.3.2.18.5443	15.695	-87.993
2021	Presidential	Francisco Morazan	Distrito Central	Col. Nueva Suyapa	Esc. Victor F. Ardon	HN.8.1.1.322.9955	14.056	-87.179
2021	Presidential	Olancho	Santa Maria Del Real	San Carlos De Las Flores	Esc. Nicolas D¿ Antony	HN.15.20.2.7.15481	14.824	-85.933
2021	Presidential	Colon	Tocoa	Cayo Campo	Esc. Claudio Barrera	HN.2.9.2.23.1459	15.638	-86.035

39.5 Aggregate Election Results

2021 Presidential

Party	Party_b	Votes
CASTRO, Xiomara	Liberty and Refoundation	1,716,622
ASFURA, Nasry	National Party of Honduras	1,240,107
ROSENTHAL, Yani	Liberal Party of Honduras	335,735
BENÍTEZ, Milton	Humane Honduras	8,857
ORTILLO, Carlos Mauricio	Christian Democratic Party of Honduras	7,101
VELÁSQUEZ, Romeo Vásquez	Honduran Patriotic Alliance	6,556
GÓMEZ, Kelin Pérez	Broad Front	6,053
LÓPEZ, Esdras Amado	New Route	5,909
MIRA, Alexander	Savior Party of Honduras	5,710
ESCOTO, Marlon	We Are All Honduras	5,382
NARVÁEZ, Alfonso Díaz	Democratic Unification Party	5,081
CASACA, Julio Lopéz	Anti-Corruption Party	4,180
GARCÍA, José Coto	Go-Solidary Movement	3,766
VIANHA, Lempira Cuauhtemoc	Democratic Liberation Front	3,360
ORELLANA, Santos Orlando Rodriguez	Independent Movement Dignity and Hope	3,274

2021 Legislative (unicameral)

Party	Party_b	Votes
Liberty and Refoundation	—	12,758,098
National Party	—	9,573,029
Savior Party of Honduras	—	4,035,970
Liberal Party	—	3,531,887
Innovation and Unity Party	—	335,227
Christian Democratic Party	—	305,358
Anti-Corruption Party	—	251,196
Honduran Patriotic Alliance	—	227,940
Democratic Unification Party	—	160,510
Go-Solidarity Movement	—	147,911

Continued on next page

2021 Legislative (unicameral)

Party	Party_b	Votes
New Route	—	114,898
We Are All Honduras	—	112,196
Democratic Liberation Front	—	95,754
Broad Front	—	65,113

39.6 Electoral Geography

0

Electoral Units in 2021 | Geometry Type: Thiessen | Spatial Units: 6,930

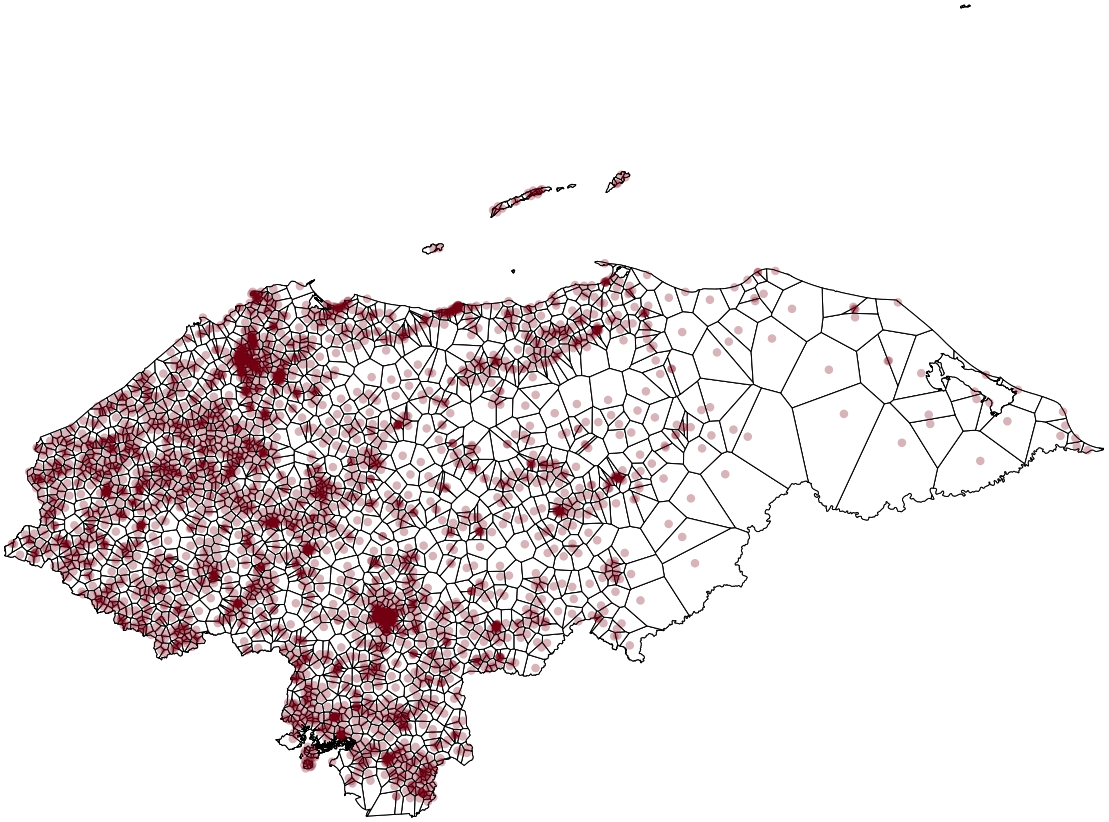

40 Hong Kong

40.1 Notes

- Thiessen polygons are buffered by 2km to include all polling stations.
- Smallest physical unit: Polling Station

40.2 Data Source(s)

- 選舉事務處 (Registration and Electoral Office)

40.3 Elections Summary

Elections Summary

Year	Election Type	Data Units	Spatial Units	% Geocoded
2021	Legislative (unicameral)	656	567	100.0%
2016	Legislative (unicameral)	104	102	100.0%

40.4 Sample Electoral Units

Sample Electoral Units

Year	Type	NAME1	NAME1_b	NAME2	NAME2_b	NAME2_c	Lat.	Lon.
2021	Legislative (unicameral)	New Territories South East	(LC6) 新界東南	R4001	世界龍岡學校黃耀南小學	—	22.319	114.169
2021	Legislative (unicameral)	Kowloon West	(LC4) 九龍西	F0501	香港聖公會聖多馬堂	—	22.332	114.165
2021	Legislative (unicameral)	New Territories South East	(LC6) 新界東南	R2601	宣道會台山陳元喜小學	—	22.420	114.226
2021	Legislative (unicameral)	New Territories South East	(LC6) 新界東南	Q1101	將軍澳循道衛理小學	—	22.305	114.262
2021	Legislative (unicameral)	New Territories North West	(LC8) 新界西北	L3102	神召神學院	—	22.411	113.981
2016	Legislative (unicameral)	Hong Kong Island	—	C1901	北角衞理小學	North Point Methodist Primary School	22.290	114.206
2016	Legislative (unicameral)	Hong Kong Island	—	A1101	中西區及離島區社會保障辦事處	Central and Western / Islands Social Security Field Unit	22.288	114.142
2016	Legislative (unicameral)	Hong Kong Island	—	A0401	德瑞國際學校山頂校舍	German Swiss International School Peak Campus	22.266	114.162
2016	Legislative (unicameral)	Hong Kong Island	—	A1401	基督教香港崇真會救恩堂及救恩學校	Tsung Tsin Mission of Hong Kong Kau Yan Church and Kau Yan School	22.285	114.141
2016	Legislative (unicameral)	Hong Kong Island	—	C1201	救世軍中原慈善基金學校	The Salvation Army Centaline Charity Fund School	22.262	114.238

40.5 Aggregate Election Results

2021 Legislative (unicameral)

Party	Votes
Democratic Alliance for the Betterment and Progress of Hong Kong	441,918
Democratic Alliance for the Betterment and Progress of Hong Kong - New Territories Association of Societies	238,645
Hong Kong Federation of Trade Unions	192,235
Independent	117,320
New People's Party	88,865
New People's Party - Civil Force	61,253
Roundtable	40,009
Professional Power	38,214
Kowloon West New Dynamic	36,840
New Prospect	28,986
pro-democracy camp	26,675
Path of Democracy	8,159
Third Side	4,066

2016 Legislative (unicameral)

Party	Votes
Independent	279,052
Democratic Alliance for the Betterment and Progress of Hong Kong	262,707
Civic Party	207,885
Democratic Party	199,876
Hong Kong Federation of Trade Unions	169,854
New People's Party	131,406

Continued on next page

2016 Legislative (unicameral)

Party	Votes
Civic Passion	110,322
Labour Party	101,860
Democratic Alliance for the Betterment and Progress of Hong Kong - New Territories Association of Societies	98,910
People Power	85,084
Youngspiration	58,640
Demosistō	50,818
Business and Professionals Alliance for Hong Kong - Kowloon West New Dynamic	49,745
League of Social Democrats	42,406
Democracy Groundwork	38,183
New People's Party - Civil Force	36,183
Hong Kong Association for Democracy and People's Livelihood	33,255
Neo Democrats	31,595
League of Social Democrats - People Power	28,529
Hong Kong Resurgence Order - Civic Passion	23,635
Liberal Party	21,500
Neighborhood and Worker's Service Centre	20,974
Proletariat Political Institute	20,219
Path of Democracy	18,112
Third Side	13,461
Kowloon East Community	12,854
Youngspiration - Tin Shui Wai New Force	9,928
Justice Alliance (Hong Kong)	2,938
The Frontier	2,603
Voice of Loving Hong Kong	2,444
Politihk Social Strategic	1,542
Christians to the World	812

Continued on next page

2016 Legislative (unicameral)

Party	Votes
Pioneer of Victoria Park	680
Hong Kong Localism Power	399

40.6 Electoral Geography

0

Electoral Units in 2021 | Geometry Type: Thiessen | Spatial Units: 561 (Years also geocoded at this level: 2016)

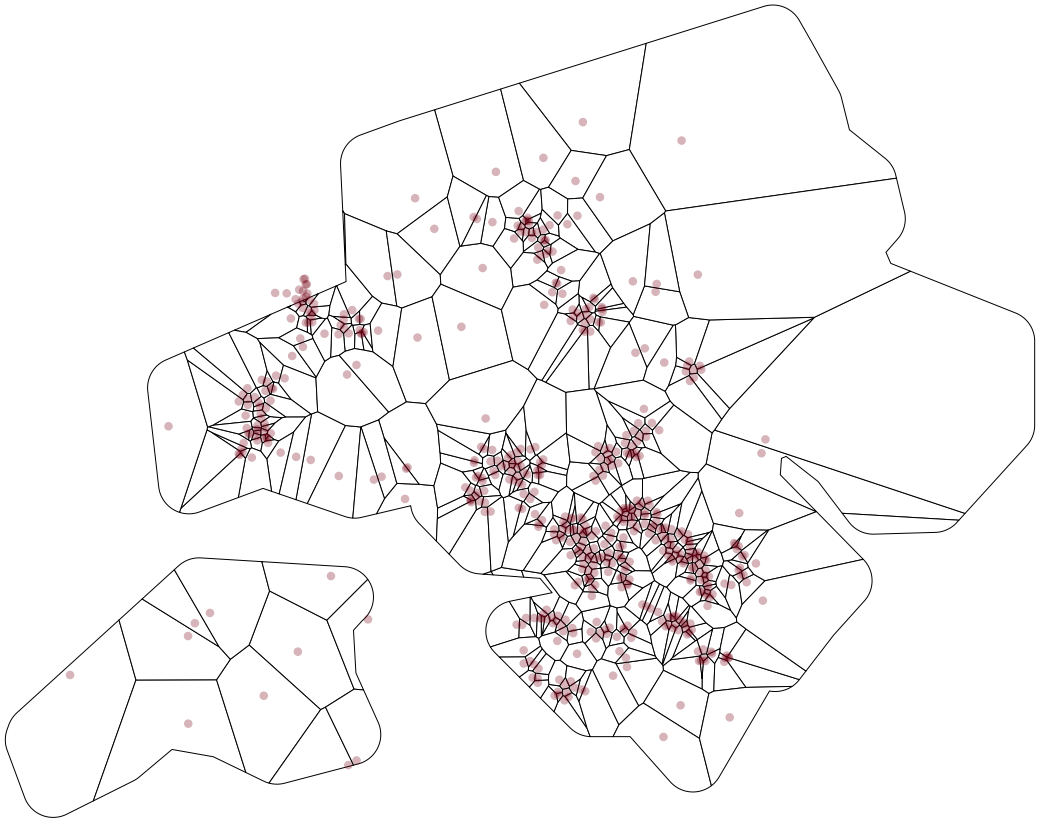

41 Hungary

41.1 Notes

- Smallest physical unit: Polling Station

41.2 Data Source(s)

- Nemzeti Választási Iroda

41.3 Elections Summary

Elections Summary

Year	Election Type	Data Units	Spatial Units	% Geocoded
2022	Legislative (unicameral)	10243	7644	100.0%
2018	Legislative (unicameral)	10042	7529	100.0%
2014	Legislative (unicameral)	10386	7785	100.0%

41.4 Sample Electoral Units

Sample Electoral Units

Year	Type	NAME1	NAME2	NAME3	NAME3_b	Lat.	Lon.
2022	Legislative (unicameral)	Fejér	Dunaújváros	017	Köztársaság u. 14. (Dózsa Gy. Ált. Isk.)	46.965	18.938
2022	Legislative (unicameral)	Budapest Iv. Kerület	Budapest Iv. Kerület	024	Fóti út 66. (Angol Nyelvi Általános Isk.)	47.574	19.103
2022	Legislative (unicameral)	Pest	Albertirsa	010	Ady E. u. 25. (Óvoda)	47.234	19.606
2022	Legislative (unicameral)	Somogy	Gyékényes	001	Szabadság tér 10. (Kultúrotthon)	46.236	17.010
2022	Legislative (unicameral)	Veszprém	Sóly	001	Kossuth Lajos utca 55. (Művelődési ház)	47.216	17.650
2018	Legislative (unicameral)	Fejér	Csákvár	002	Szabadság tér 13. (Óvoda)	47.391	18.466
2018	Legislative (unicameral)	Jász-Nagykun-Szolnok	Jászfényszaru	003	Szent István út 1. (Művelődési Ház)	47.572	19.719
2018	Legislative (unicameral)	Csongrád	Újszentiván	002	Felszabadulás utca 7. (Önkormányzat épülete)	46.188	20.180
2018	Legislative (unicameral)	Budapest Xxi. Kerület	Budapest Xxi. Kerület	068	Vénusz u. 2. (Radnóti Miklós Műv. Ház)	47.413	19.062
2018	Legislative (unicameral)	Hajdú-Bihar	Hajdúböszörmény	020	Polgári utca 48-50. (Napsugár Óvoda)	47.674	21.498
2014	Legislative (unicameral)	Győr-Moson-Sopron	Püski	001	Szabadság utca 1. (Faluház)	47.884	17.408
2014	Legislative (unicameral)	Veszprém	Adorjánháza	001	Fő u. 26. (Polgármesteri Hivatal)	47.243	17.240
2014	Legislative (unicameral)	Pest	Göd	006	Ifjuság köz 1-3. (Németh László Ált. Isk.)	47.707	19.143

Continued on next page

Sample Electoral Units

Year	Type	NAME1	NAME2	NAME3	NAME3_b	Lat.	Lon.
2014	Legislative (unicameral)	Bács-Kiskun	Izsák	003	Kossuth L. tér 8. (Inno-Kom Non-profit Kft.)	46.802	19.360
2014	Legislative (unicameral)	Bács-Kiskun	Kiskunmajsa	004	Kálvária u. 6. (Dózsa György Gimnázium)	46.494	19.741

41.5 Aggregate Election Results

2022 Legislative (unicameral)

Party	Party_b	Votes
Fidesz–KDNP	FIDESZ-KDNP	5,570,539
United for Hungary	DK-JOBBIK-MOMENTUM-MSZP-LMP-PÁRBESZÉD	1,877,534
United for Hungary	DK-JOBBIK-LMP-MSZP-MOMENTUM-PÁRBESZÉD	1,828,809
Our Homeland Movement	MI HAZÁNK	636,171
Hungarian Two-Tailed Dog Party	MKKP	309,488
Solution Movement	MEMO	122,870
Party of Normal Life	NORMÁLIS PÁRT	70,516
Independent	Független jelölt	27,962
Leftist Alliance	MUNKÁSPÁRT-ISZOMM	8,678
True Democratic Party	VD	989
Civic Response	POLGÁRI VÁLASZ	521
Prayer - Our Party	IMA	326

Continued on next page

2022 Legislative (unicameral)

Party	Party_b	Votes
Party of Greens	ZÖLDEK PÁRTJA	208
Democratic Organisation of the Hungarian Poor and Workers	MSZDDSZ	177
Hungarian Liberal Party	MAGYAR LIBERÁLIS PÁRT -LIBERÁL	152

2018 Legislative (unicameral)

Party	Party_b	Votes
Fidesz–KDNP	FIDESZ-KDNP	5,036,710
Jobbik	JOBBIK	2,268,364
Hungarian Socialist Party - Dialogue for Hungary	MSZP-PÁRBESZÉD	1,269,864
LMP – Hungary's Green Party	LMP	701,768
Democratic Coalition	DK	639,291
Momentum Movement	MOMENTUM	246,210
Hungarian Two-Tailed Dog Party	MKKP	136,403
Together – Party for a New Era	EGYÜTT	93,255
Independent	Független jelölt	52,567
Hungarian Workers' Party	MUNKÁSPÁRT	28,645
Family Party	CSP	19,958
Hungarian Justice and Life Party	MIÉP	15,304
Party for a Fit and Healthy Hungary	SEM	12,547
Hungarian Gypsy Party	MCP	7,622
Common Ground	KÖZÖS NEVEZŐ	7,081
Tenni Akarás Mozgalom	TENNI AKARÁS MOZGALOM	6,323
Szem Párt	SZEM PÁRT	6,151
KÖSSZ	KÖSSZ	5,283
Unity Party	ÖSSZEFOGÁS PÁRT	4,454
Iránytű	IRÁNYTŰ	3,616
Medete Party	MEDETE PÁRT	3,361

Continued on next page

2018 Legislative (unicameral)

Party	Party_b	Votes
Order Party	REND PÁRT	3,015
Democratic Party for the Betterment of European Roma Christians	EU.ROM	2,408
The Motherland Party	A HAZA PÁRTJA	1,956
NP	NP	1,775
Democratic Party	DEMOKRATA PÁRT	1,654
Independent Smallholders, Agrarian Workers and Civic Party	FKGP	1,508
Lendülettel	LENDÜLETTEL	1,351
Miszep	MISZEP	1,128
Go Hungary!	HAJRÁ MAGYARORSZÁG!	1,053
Értünk Értetek	ÉRTÜNK ÉRTETEK	1,014
ÚMF	ÚMF	779
Nation and Peace	NEMZET ÉS BÉKE	766
Modern Hungary Movement	MODERN MAGYARORSZÁG MOZGALOM (MOMA)	613
OP	OP	590
SZP	SZP	540
Democratic Party for Hungary	MAGYARORSZÁGÉRT DEMOKRATIKUS PÁRT	497
IMA	IMA	470
MINŐKP	MINŐKP	411
TAMP	TAMP	341
NEEM	NEEM	339
EMMO	EMMO	299
DMP	DMP	247
HHP	HHP	237
EP	EP	235
JÓ ÚT MPP	JÓ ÚT MPP	221
AQP	AQP	192
ECDP	ECDP	186
Everyone's Homeland	HAZA MINDENKIÉ	176
ÉBMP	ÉBMP	166
ERP	ERP	165
Hungarian Democratic Union	MAGYAR DEMOKRATIKUS UNIÓ	145

Continued on next page

2018 Legislative (unicameral)

Party	Party_b	Votes
OCP	OCP	125
KEDN	KEDN	117
Opre Roma	OPRE ROMA	114
MMM	MMM	104
FITIP	FITIP	90
JMP	JMP	63
National Greens	NEMZETI ZÖLDEK	52
Oxygen Party	OXIGÉN PÁRT	37
KPP	KPP	35
Civil Movement	CIVIL MOZGALOM	31
HAM	HAM	20
NOP	NOP	18
EU Alternative	EU ALTERNATÍVA	14

2014 Legislative (unicameral)

Party	Party_b	Votes
Fidesz–KDNP	FIDESZ-KDNP	4,294,612
Unity	MSZP-EGYÜTT-DK-PM-MLP	2,606,115
Jobbik	JOBBIK	2,018,187
LMP – Hungary's Green Party	LMP	513,031
Homeland Not For Sale Movement	A HAZA NEM ELADÓ	46,515
Alliance of Mária Seres	SMS	42,421
Hungarian Workers' Party	MUNKÁSPÁRT	40,972
Party of Greens	ZÖLDEK	27,720
Social Democratic Hungarian Civic Party	SZOCIÁLDEMOKRATÁK	27,244
Party for a Fit and Healthy Hungary	SEM	24,184
Democratic Community of Welfare and Freedom	JESZ	22,936

Continued on next page

2014 Legislative (unicameral)

Party	Party_b	Votes
Community for Social Justice People's Party	KTI	21,440
Together 2014	EGYÜTT 2014	20,413
Hungarian Gypsy Party	MCP	17,823
Independent Smallholders, Agrarian Workers and Civic Party	FKGP	15,215
Unity Party	ÖP	13,414
Independent	Független	12,850
New Dimension Party	ÚDP	3,788
New Hungary Party	ÚMP	3,590
ÉLŐLÁNC	ÉLŐLÁNC	3,328
Independent Smallholders, Agrarian Workers and Civic Party - Hungarian Justice and Life Party	KISGAZDAPÁRT-MIÉP	2,054
4K! – Fourth Republic!	4K!	1,897
MGP	MGP	1,534
EP	EP	1,362
Social Democratic Party	SZDP	1,058
Social Democratic Party of Hungary	MSZDP	937
SZEM-NŐPÁRT	SZEM-NŐPÁRT	840
TEMPO	TEMPO	831
MDU	MDU	762
NEMZETI ÉRDEKÉRT	NEMZETI ÉRDEKÉRT	683
Democratic Party for the Betterment of European Roma Christians	EU. ROM	637
MACSEP	MACSEP	612
KMSZ	KMSZ	581
MCF	MCF	540
MRPP	MRPP	462
Nemzeti Forr.Párt	Nemzeti Forr.Párt	448
Workers' Party of Hungary 2006 – European Left	EURÓPAI BALOLDAL	390
MKSZU	MKSZU	372
SZMP	SZMP	364
AQP	AQP	363

Continued on next page

2014 Legislative (unicameral)

Party	Party_b	Votes
A VÁLASZ	A VÁLASZ	239
HATMAP	HATMAP	218
REND, SZABADSÁG	REND, SZABADSÁG	199
TBP	TBP	182
ÚGP	ÚGP	167
SZAVA	SZAVA	152
EGYIKSEM	EGYIKSEM	71
KALÓZPÁRT	KALÓZPÁRT	64
MAJP	MAJP	58
NÉP	NÉP	58
MEGÚJULÁSPÁRT	MEGÚJULÁSPÁRT	52
MNP	MNP	37
NOP	NOP	18
REND PÁRT	REND PÁRT	12

41.6 Electoral Geography

0

Electoral Units in 2022 | Geometry Type: Thiessen | Spatial Units: 7,640 (Years also geocoded at this level: 2014, 2018)

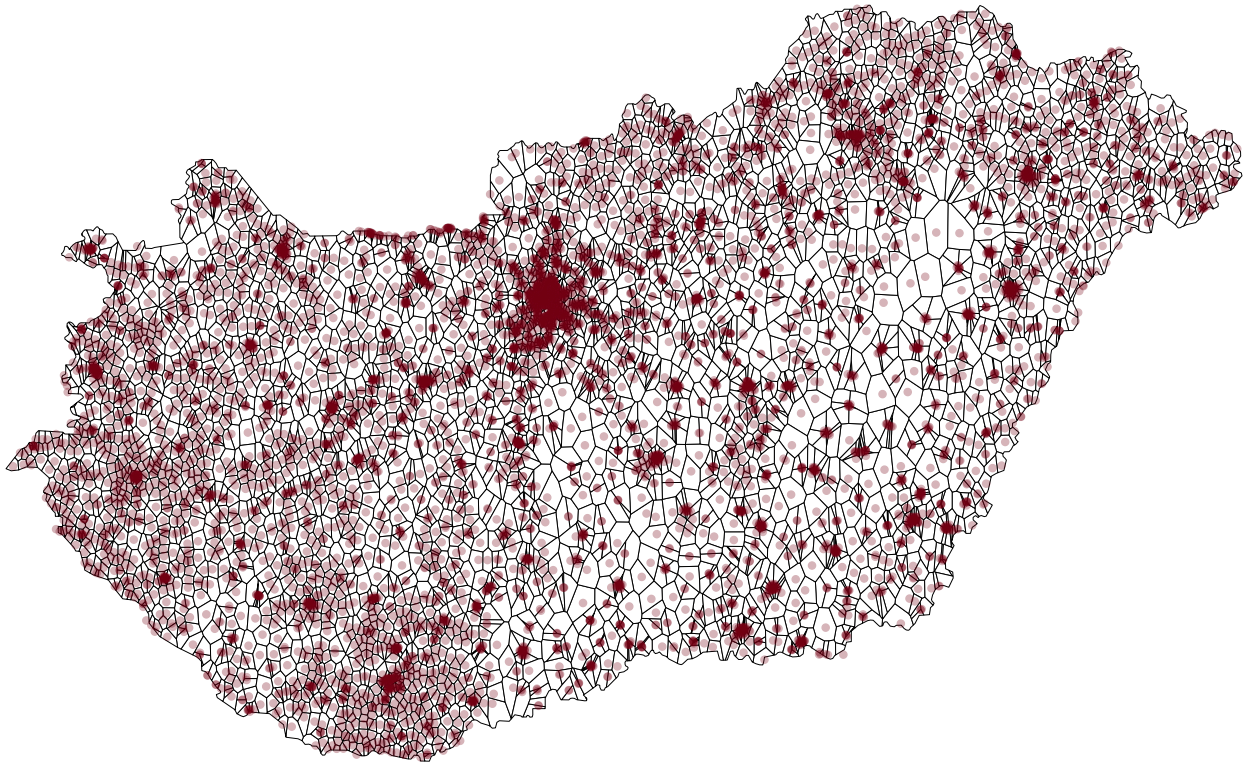

42 Iceland

42.1 Notes

- Smallest physical unit: Parliamentary Constituency

42.2 Data Source(s)

- Hagstofa Íslands
- Landmælingar Íslands

42.3 Elections Summary

Elections Summary

Year	Election Type	Data Units	Spatial Units	% Geocoded
2024	Presidential	6	6	100.0%
2021	Legislative (unicameral)	6	6	100.0%
2020	Presidential	6	0	0.0%
2017	Legislative (unicameral)	6	6	100.0%
2016	Legislative (unicameral)	6	6	100.0%
2016	Presidential	6	0	0.0%
2013	Legislative (unicameral)	6	6	100.0%
2012	Presidential	6	0	0.0%
2009	Legislative (unicameral)	6	6	100.0%
2007	Legislative (unicameral)	6	6	100.0%
2004	Presidential	6	0	0.0%
2003	Legislative (unicameral)	6	6	100.0%
1999	Legislative (unicameral)	8	8	100.0%
1995	Legislative (unicameral)	8	8	100.0%
1991	Legislative (unicameral)	8	8	100.0%
1987	Legislative (unicameral)	8	8	100.0%
1983	Legislative (unicameral)	8	8	100.0%
1979	Legislative (unicameral)	8	8	100.0%
1978	Legislative (unicameral)	8	8	100.0%
1974	Legislative (unicameral)	8	8	100.0%
1971	Legislative (unicameral)	8	8	100.0%
1967	Legislative (unicameral)	8	8	100.0%
1963	Legislative (unicameral)	8	8	100.0%
1959	Legislative (unicameral)	8	8	100.0%

42.4 Sample Electoral Units

Sample Electoral Units

Year	Type	NAME1	NAME1_b	Lat.	Lon.
2024	Presidential	South	—	64.146	-18.729
2024	Presidential	Northwest	—	65.345	-21.152
2024	Presidential	Reykjavík south	—	64.097	-21.784
2024	Presidential	Reykjavík north	—	64.218	-21.706
2024	Presidential	Northeast	—	65.375	-16.279
2021	Legislative (unicameral)	Northwest	—	65.345	-21.152
2021	Legislative (unicameral)	South	—	64.146	-18.729
2021	Legislative (unicameral)	Reykjavík north	—	64.221	-21.705
2021	Legislative (unicameral)	Southwest	—	64.150	-21.657
2021	Legislative (unicameral)	Northeast	—	65.375	-16.279
2020	Presidential	South	—	—	—
2020	Presidential	Northwest	—	—	—
2020	Presidential	Southwest	—	—	—
2020	Presidential	Reykjavík south	—	—	—
2020	Presidential	Reykjavík north	—	—	—
2017	Legislative (unicameral)	Southwest	—	64.150	-21.657
2017	Legislative (unicameral)	South	—	64.146	-18.729
2017	Legislative (unicameral)	Northwest	—	65.345	-21.152
2017	Legislative (unicameral)	Northeast	—	65.375	-16.279
2017	Legislative (unicameral)	Reykjavík south	—	64.102	-21.777
2016	Legislative (unicameral)	Northwest	—	65.345	-21.152

Continued on next page

Sample Electoral Units

Year	Type	NAME1	NAME1_b	Lat.	Lon.
2016	Legislative (unicameral)	Reykjavík north	—	64.221	-21.705
2016	Legislative (unicameral)	Northeast	—	65.375	-16.279
2016	Legislative (unicameral)	Southwest	—	64.150	-21.657
2016	Legislative (unicameral)	South	—	64.146	-18.729
2016	Presidential	Northwest	—	—	—
2016	Presidential	Southwest	—	—	—
2016	Presidential	South	—	—	—
2016	Presidential	Northeast	—	—	—
2016	Presidential	Reykjavík north	—	—	—
2013	Legislative (unicameral)	Northwest	—	65.345	-21.152
2013	Legislative (unicameral)	Southwest	—	64.150	-21.657
2013	Legislative (unicameral)	South	—	64.146	-18.729
2013	Legislative (unicameral)	Reykjavík north	—	64.221	-21.705
2013	Legislative (unicameral)	Reykjavík south	—	64.102	-21.777
2012	Presidential	Northeast	—	—	—
2012	Presidential	Southwest	—	—	—
2012	Presidential	South	—	—	—
2012	Presidential	Reykjavík north	—	—	—
2012	Presidential	Northwest	—	—	—
2009	Legislative (unicameral)	Reykjavík north	—	64.221	-21.705
2009	Legislative (unicameral)	Northwest	—	65.345	-21.152
2009	Legislative (unicameral)	Northeast	—	65.375	-16.279

Continued on next page

Sample Electoral Units

Year	Type	NAME1	NAME1_b	Lat.	Lon.
2009	Legislative (unicameral)	South	—	64.146	-18.729
2009	Legislative (unicameral)	Reykjavík south	—	64.102	-21.777
2007	Legislative (unicameral)	Northwest	—	65.345	-21.152
2007	Legislative (unicameral)	Reykjavík south	—	64.102	-21.777
2007	Legislative (unicameral)	Reykjavík north	—	64.221	-21.705
2007	Legislative (unicameral)	South	—	64.146	-18.729
2007	Legislative (unicameral)	Northeast	—	65.375	-16.279
2004	Presidential	Northwest	—	—	—
2004	Presidential	Reykjavík south	—	—	—
2004	Presidential	Southwest	—	—	—
2004	Presidential	Reykjavík north	—	—	—
2004	Presidential	South	—	—	—
2003	Legislative (unicameral)	South	—	64.146	-18.729
2003	Legislative (unicameral)	Northwest	—	65.345	-21.152
2003	Legislative (unicameral)	Reykjavík south	—	64.102	-21.777
2003	Legislative (unicameral)	Reykjavík north	—	64.221	-21.705
2003	Legislative (unicameral)	Southwest	—	64.150	-21.657
1999	Legislative (unicameral)	Reykjanes	Reykjaneskjör-daemi	63.928	-22.319
1999	Legislative (unicameral)	North West	Norðurlandskjör-daemi Vestra	65.371	-19.678
1999	Legislative (unicameral)	South	Suðurlandskjör-daemi	64.136	-19.249

Continued on next page

Sample Electoral Units

Year	Type	NAME1	NAME1_b	Lat.	Lon.
1999	Legislative (unicameral)	Reykjavík	Reykjavík	64.164	-21.666
1999	Legislative (unicameral)	North East	Norðurlandskjördaemi Eystra	65.537	-17.120
1995	Legislative (unicameral)	Reykjanes	Reykjaneskjördaemi	63.928	-22.319
1995	Legislative (unicameral)	West	Vesturlandskjördaemi	64.844	-21.697
1995	Legislative (unicameral)	Reykjavík	Reykjavík	64.164	-21.666
1995	Legislative (unicameral)	North East	Norðurlandskjördaemi Eystra	65.537	-17.120
1995	Legislative (unicameral)	North West	Norðurlandskjördaemi Vestra	65.371	-19.678
1991	Legislative (unicameral)	South	Suðurlandskjördaemi	64.136	-19.249
1991	Legislative (unicameral)	West	Vesturlandskjördaemi	64.844	-21.697
1991	Legislative (unicameral)	North East	Norðurlandskjördaemi Eystra	65.537	-17.120
1991	Legislative (unicameral)	Westfjords	Vestfjarðakjördaemi	65.814	-22.575
1991	Legislative (unicameral)	Reykjavík	Reykjavík	64.164	-21.666
1987	Legislative (unicameral)	East	Austurlandskjördaemi	64.917	-15.404
1987	Legislative (unicameral)	Reykjavík	Reykjavík	64.164	-21.666
1987	Legislative (unicameral)	North East	Norðurlandskjördaemi Eystra	65.537	-17.120
1987	Legislative (unicameral)	Reykjanes	Reykjaneskjördaemi	63.928	-22.319
1987	Legislative (unicameral)	South	Suðurlandskjördaemi	64.136	-19.249

Continued on next page

Sample Electoral Units

Year	Type	NAME1	NAME1_b	Lat.	Lon.
1983	Legislative (unicameral)	Westfjords	Vestfjaròakjördaemi	65.814	-22.575
1983	Legislative (unicameral)	Reykjavík	Reykjavík	64.164	-21.666
1983	Legislative (unicameral)	East	Austurlandskjördaemi	64.917	-15.404
1983	Legislative (unicameral)	North West	Noròurlandskjördaemi Vestra	65.371	-19.678
1983	Legislative (unicameral)	West	Vesturlandskjördaemi	64.844	-21.697
1979	Legislative (unicameral)	South	Suòurlandskjördaemi	64.136	-19.249
1979	Legislative (unicameral)	Reykjanes	Reykjaneskjördaemi	63.928	-22.319
1979	Legislative (unicameral)	Reykjavík	Reykjavík	64.164	-21.666
1979	Legislative (unicameral)	Westfjords	Vestfjaròakjördaemi	65.814	-22.575
1979	Legislative (unicameral)	West	Vesturlandskjördaemi	64.844	-21.697
1978	Legislative (unicameral)	South	Suòurlandskjördaemi	64.136	-19.249
1978	Legislative (unicameral)	North East	Noròurlandskjördaemi Eystra	65.537	-17.120
1978	Legislative (unicameral)	Reykjavík	Reykjavík	64.164	-21.666
1978	Legislative (unicameral)	North West	Noròurlandskjördaemi Vestra	65.371	-19.678
1978	Legislative (unicameral)	West	Vesturlandskjördaemi	64.844	-21.697
1974	Legislative (unicameral)	North East	Noròurlandskjördaemi Eystra	65.537	-17.120
1974	Legislative (unicameral)	Westfjords	Vestfjaròakjördaemi	65.814	-22.575

Continued on next page

Sample Electoral Units

Year	Type	NAME1	NAME1_b	Lat.	Lon.
1974	Legislative (unicameral)	Reykjavík	Reykjavík	64.164	-21.666
1974	Legislative (unicameral)	East	Austurlandskjördaemi	64.917	-15.404
1974	Legislative (unicameral)	South	Suòurlandskjördaemi	64.136	-19.249
1971	Legislative (unicameral)	East	Austurlandskjördaemi	64.917	-15.404
1971	Legislative (unicameral)	South	Suòurlandskjördaemi	64.136	-19.249
1971	Legislative (unicameral)	North West	Noròurlandskjördaemi Vestra	65.371	-19.678
1971	Legislative (unicameral)	Reykjanes	Reykjaneskjördaemi	63.928	-22.319
1971	Legislative (unicameral)	Reykjavík	Reykjavík	64.164	-21.666
1967	Legislative (unicameral)	North East	Noròurlandskjördaemi Eystra	65.537	-17.120
1967	Legislative (unicameral)	Reykjavík	Reykjavík	64.164	-21.666
1967	Legislative (unicameral)	West	Vesturlandskjördaemi	64.844	-21.697
1967	Legislative (unicameral)	Reykjanes	Reykjaneskjördaemi	63.928	-22.319
1967	Legislative (unicameral)	Westfjords	Vestfjaròakjördaemi	65.814	-22.575
1963	Legislative (unicameral)	North West	Noròurlandskjördaemi Vestra	65.371	-19.678
1963	Legislative (unicameral)	Westfjords	Vestfjaròakjördaemi	65.814	-22.575
1963	Legislative (unicameral)	East	Austurlandskjördaemi	64.917	-15.404
1963	Legislative (unicameral)	North East	Noròurlandskjördaemi Eystra	65.537	-17.120

Continued on next page

Sample Electoral Units

Year	Type	NAME1	NAME1_b	Lat.	Lon.
1963	Legislative (unicameral)	Reykjanes	Reykjaneskjördaemi	63.928	-22.319
1959	Legislative (unicameral)	North East	Norðurlandskjördaemi Eystra	65.537	-17.120
1959	Legislative (unicameral)	South	Suðurlandskjördaemi	64.136	-19.249
1959	Legislative (unicameral)	West	Vesturlandskjördaemi	64.844	-21.697
1959	Legislative (unicameral)	Westfjords	Vestfjarðakjördaemi	65.814	-22.575
1959	Legislative (unicameral)	East	Austurlandskjördaemi	64.917	-15.404

42.5 Aggregate Election Results

2024 Presidential

Party	Votes
TÓMASDÓTTIR, Halla	73,184
JAKOBSDÓTTIR, Katrín	53,980
LOGADÓTTIR, Halla Hrund	33,601
GNARR, Jón	21,634
JÓNSSON, Arnar Þór	10,881
ÞORSTEINSDÓTTIR, Steinunn Ólína	1,383
WIUM, Ástþór Magnússon	465
GUNNARSDÓTTIR, Ásdís Rán	394

Continued on next page

2024 Presidential

Party	Votes
TRAUSTASON, Viktor	392
ÞÓRISDÓTTIR, Helga	275
JÓHANNSSON, Eiríkur Ingi	101

2021 Legislative (unicameral)

Party	Votes
Independence Party	48,708
Progressive Party	34,501
Left-Green Movement	25,114
Social Democratic Alliance	19,825
People's Party	17,672
Pirate Party	17,233
Liberal Reform Party	16,628
Centre Party	10,879
Icelandic Socialist Party	8,181
other	989

2020 Presidential

Party	Votes
JÓNSSON, Guðmundur Franklín	12,797

2017 Legislative (unicameral)

Party	Votes
Independence Party	49,548
Left-Green Movement	33,156
Social Democratic Alliance	23,654
Centre Party	21,337
Progressive Party	21,017
Pirate Party	18,053
People's Party	13,502
Liberal Reform Party	13,122
Bright Future	2,394
People's Front of Iceland	375
Dawn	101

2016 Presidential

Party	Votes
TÓMASDÓTTIR, Halla	50,995
MAGNASON, Andri Snær	26,037
ODDSSON, Davíð	25,108
JÓNSSON, Sturla	6,446
JÖKULSDÓTTIR, Elísabet Kristín	1,280
WIUM, Ástþór Magnússon	615
PÁLSDÓTTIR, Guðrún Margrét	477
ÞÓRÐARDÓTTIR, Hildur	294

2016 Legislative (unicameral)

Party	Votes
Independence Party	54,992
Left-Green Movement	30,167
Pirate Party	27,466
Progressive Party	21,792
Liberal Reform Party	19,870
Bright Future	13,578
Social Democratic Alliance	10,894
People's Party	6,707
Dawn	3,275
People's Front of Iceland	571
Icelandic National Alliance	303
The Humanist Party	33

2013 Legislative (unicameral)

Party	Votes
Independence Party	50,466
Progressive Party	46,176
Social Democratic Alliance	24,296
Left-Green Movement	20,552
Bright Future	15,584
Pirate Party	9,649
Dawn	5,855
Households Party	5,709
Iceland Democratic Party	4,659
Right-Green People's Party	3,263
Rainbow	2,022
The Rural Party	326
Sturla Jónssonn, K-list	222
The Humanist Party	126

Continued on next page

2013 Legislative (unicameral)

Party	Votes
People's Front of Iceland	118

2012 Presidential

Party	Votes
GRÍMSSON, Ólafur Ragnar	84,036
ARNÓRSDÓTTIR, Þóra	52,795
GUÐMUNDSSON, Ari Trausti	13,764
ÞORGEIRSDÓTTIR, Herdís	4,189
ÓLAFSDÓTTIR, Andrea Jóhanna	2,867
BJARNASON, Hannes	1,556

2009 Legislative (unicameral)

Party	Votes
Social Democratic Alliance	55,758
Independence Party	44,371
Left-Green Movement	40,581
Progressive Party	27,699
Citizens' Movement	13,519
Liberal Party	4,148
Democracy Movement	1,107

2007 Legislative (unicameral)

Party	Votes
Independence Party	66,754
Social Democratic Alliance	48,743
Left-Green Movement	26,136
Progressive Party	21,350
Liberal Party	13,233
Icelandic Movement – Living Country	5,953

2004 Presidential

Party	Votes
GRÍMSSON, Ólafur Ragnar	90,662
ÁGÚSTSSON, Baldur	13,250
WIUM, Ástþór Magnússon	2,001

2003 Legislative (unicameral)

Party	Votes
Independence Party	61,701
Social Democratic Alliance	56,700
Progressive Party	32,484
Left-Green Movement	16,129
Liberal Party	13,523
New Force	1,791
Independent	844

1999 Legislative (unicameral)

Party	Votes
Independence Party	67,513
Social Democratic Alliance	44,378
Progressive Party	30,415
Left-Green Movement	15,115
Liberal Party	6,919
Humanist Party of Iceland	742
Christian Democratic Party	441
Anarchists of Iceland	204

1995 Legislative (unicameral)

Party	Votes
Independence Party	61,183
Progressive Party	38,485
People's Alliance	23,597
Social Democratic Party	18,846
National Awakening – People's Movement	11,806
Women's List	8,031
The Southern Iceland Candidacy	1,105
Natural Law Party	957
The Westfjord Candidacy	717
Christian Movement	316

1991 Legislative (unicameral)

Party	Votes
Independence Party	60,836
Progressive Party	29,866
Social Democratic Party	24,459
People's Alliance	22,706
Women's List	13,069
People's Party - Humanist Party	2,871
Liberals	1,927
Devolution Party	975
Green Party of Iceland	502
Alliance of Social Democratic Extremists	459
Radical Labour Party	99

1987 Legislative (unicameral)

Party	Votes
Independence Party	41,490
Progressive Party	28,902
Social Democratic Party	23,265
People's Alliance	20,387
Citizens' Party	16,588
Women's List	15,470
other	2,434
National Party	2,047
Association for Equality and Social Justice	1,893
Social Democratic Alliance	246

1983 Legislative (unicameral)

Party	Votes
Independence Party	50,251
Progressive Party	24,095
People's Alliance	22,490
Social Democratic Party	15,214
Social Democratic Alliance	9,489
Women's List	7,125
other	1,298

1979 Legislative (unicameral)

Party	Votes
Independence Party	43,838
Progressive Party	30,861
People's Alliance	24,401
Social Democratic Party	21,580
Union of Liberals and Leftists	3,071

1978 Legislative (unicameral)

Party	Votes
Independence Party	39,982
People's Alliance	27,952
Social Democratic Party	26,912
Progressive Party	20,656
Independent Democratic Party	4,073
Candidature Party	2,632

1974 Legislative (unicameral)

Party	Votes
Independence Party	48,764
Progressive Party	28,381
People's Alliance	20,924
Social Democratic Party	10,345
Union of Liberals and Leftists	5,245
other	449

1971 Legislative (unicameral)

Party	Votes
Independence Party	38,170
Progressive Party	26,645
People's Alliance	18,055
Social Democratic Party	11,020
Union of Liberals and Leftists	9,395
Candidature Party	2,110

1967 Legislative (unicameral)

Party	Votes
Independence Party	36,036
Progressive Party	27,029
People's Alliance	16,923
Social Democratic Party	15,059
Independent Democratic Party	1,043

1963 Legislative (unicameral)

Party	Votes
Independence Party	37,021
Progressive Party	25,217
People's Alliance	14,274
Social Democratic Party	12,697
other	143

1959 Legislative (unicameral)

Party	Votes
Independence Party	33,800
Progressive Party	21,882
People's Alliance	13,621
Social Democratic Party	12,909
National Preservation Party	2,883

42.6 Electoral Geography

0

Electoral Units in 2024 | Geometry Type: Actual | Spatial Units: 6 (Years also geocoded at this level: 1959, 1963, 1967, 1971, 1974, 1978, 1979, 1983, 1987, 1991, 1995, 1999, 2003, 2007, 2009, 2013, 2016, 2017, 2021)

43 India

43.1 Notes

- Thiessen polygons are generated separately by region, given substantial variation in how results are reported, digitized, and geocoded across states and union territories.
- Three supplementary shapefiles for India are provided: Thiessen polygons, 1km point buffer, and 5km point buffer.
- Smallest physical unit: Polling Station

43.2 Data Source(s)

- Respective State and Union Territory Election Commissions

43.3 Elections Summary

Elections Summary

Year	Election Type	Data Units	Spatial Units	% Geocoded
2019	Legislative (lower house)	866557	218191	94.4%

43.4 Sample Electoral Units

Sample Electoral Units

Year	Type	NAME1	NAME2	NAME3	NAME3_b	NAME3_c	Lat.	Lon.
2019	Legislative (LH)	West Bengal	Ausgram	143	Sonai F.p. School(W)	—	23.460	87.481
2019	Legislative (LH)	West Bengal	Tamluk	172	Soadighi Part Basic Primary School	—	21.687	87.554
2019	Legislative (LH)	Kerala	Azhikode	143	Korjan Aided U P School (South Side)	—	11.917	75.335
2019	Legislative (LH)	Karnataka	Chintamani	261	—	—	12.958	77.228
2019	Legislative (LH)	Tamil Nadu	Attur	8	Gtrs, Kunnur,636138	—	11.720	78.625

43.5 Aggregate Election Results

2019 Legislative (lower house)

Party	Votes
Bharatiya Janata Party	169,337,673
Indian National Congress	93,523,040
All India Trinamool Congress	21,902,975
Independent	16,151,093
Bahujan Samaj Party	12,564,007
Shiv Sena	11,337,366
Dravida Munetra Kazhagam	9,785,358
Yuvajana Sramika Rythu Congress Party	9,101,827
Communist Party of India (Marxist)	8,879,828

Continued on next page

2019 Legislative (lower house)

Party	Votes
Telugu Desam Party	7,877,017
Janata Dal (United)	7,785,787
unknown	7,370,242
Biju Janata Dal	6,754,988
Nationalist Congress Party	6,530,151
All India Anna Dravida Munnetra Kazhagam	6,115,348
Samajwadi Party	5,794,178
Rashtriya Janata Dal	5,654,042
Telangana Rashtra Samithi	4,708,205
Janata Dal (Secular)	3,437,645
Vanchit Bahujan Aaghadi	3,421,877
Communist Party of India	3,343,108
Shiromani Akali Dal	2,628,317
Pattali Makkal Katchi	2,244,682
Lok Jan Shakti Party	2,007,998
Jharkhand Mukti Morcha	1,844,820
Aam Aadmi Party	1,839,069
Naam Tamilar Katchi	1,602,616
Janasena Party	1,597,930
Indian Union Muslim League	1,501,656
Makkal Needhi Maiam	1,299,915
Asom Gana Parishad	1,132,122
Rashtriya Lok Dal	1,128,228
Rashtriya Lok Samta Party	1,086,676
All India United Democratic Front	1,041,007
Apna Dal (Soneylal)	1,038,558
Hindustani Awam Morcha (Secular)	952,666
Desiya Murpokku Dravida Kazhagam	925,192
Swabhimani Paksha	801,486
Tamil Maanila Congress (Moopanar)	786,732
All India Majlis-E-Ittehadul Muslimeen	752,140
Jharkhand Vikas Morcha Prajatantrik	738,244
Revolutionary Socialist Party	694,519
Rashtriya Loktantrik Party	647,929

Continued on next page

2019 Legislative (lower house)

Party	Votes
All Jharkhand Students Union	637,112
Communist Party of India (Marxist-Leninist) (Liberation)	588,536
Jannayak Janta Party	519,355
Nationalist Democratic Progressive Party	498,340
Bahujan Vikas Aaghadi	488,551
Peoples Party of India (Democratic)	473,972
Socialist Unity Centre of India (Communist)	453,912
Kerala Congress (M)	420,294
Viduthalai Chiruthaigal Katchi	411,995
Bharath Dharma Jana Sena	378,992
National People's Party	365,730
Bhartiya Tribal Party	359,080
Bahujan Mukti Party	352,655
All India Forward Bloc	321,343
Lok Insaaf Party	318,813
Ambedkarite Party of India	317,716
Jammu & Kashmir National Conference	281,004
Vikassheel Insaan Party	262,822
Naga People's Front	248,631
Pragatishil Samajwadi Party (Lohia)	248,246
Punjab Ekta Party	245,474
United Democratic Party	233,602
Indian National Lok Dal	230,879
All India N.R. Congress	220,522
Mizo National Front	214,302
Jansatta Dal Loktantrik	203,035
Bodoland Peoples Front	166,503
Sikkim Krantikari Morcha	161,143
Kerala Congress (Anti-merger Group)	154,658
Social Democratic Party of India	154,450
Sikkim Democratic Front	149,158
Jammu & Kashmir People Conference	133,725

Continued on next page

2019 Legislative (lower house)

Party	Votes
United People's Party Liberal	133,025
Nawan Punjab Party	125,373
Uttama Prajaakeeya Party	120,602
Gondvana Gantantra Party	120,434
Jammu & Kashmir Peoples Democratic Party	120,068
Hindusthan Nirman Dal	99,064
Bharat Jan Aadhar Party	91,808
Indigenous People's Front of Tripura	88,917
Voters Party International	85,354
Republican Party of India (A)	79,632
Bhartiya Shakti Chetna Party	69,821
Shoshit Samaj Dal	65,243
Suheldev Bharatiya Samaj Party	61,204
Rashtriya Hind Sena	60,180
Maharashtra Swabhimaan Paksh	57,489
Shiromani Akali Dal (Amritsar) (Simranjit Singh Mann)	57,106
Rashtriya Jansambhavna Party	54,503
Pyramid Party of India	53,870
Bahujan Maha Party	50,789
Bharat Prabhat Party	46,871
Bhartiya Manavadhikaar Federal Party	45,799
Aihra National Party	45,166
Communist Party of India (Marxist-Leninist) Red Star	41,222
Jan Adhikar Party	41,047
Sarvodaya Bharat Party	39,923
Jammu & Kashmir National Panthers Party	39,550
Rashtravadi Janata Party	38,966
Moulik Adhikar Party	38,962
Bajjikanchal Vikas Party	38,087
Purvanchal Janta Party (Secular)	36,754
Amra Bangalee	36,475

Continued on next page

2019 Legislative (lower house)

Party	Votes
Ambedkar Samaj Party	35,666
Bharatiya Bahujan Congress	35,267
Jharkhand Party	34,645
North East India Development Party	34,370
Bihar Lok Nirman Dal	32,799
Autonomous State Demand Committee	32,778
Tamil Nadu Ilangyar Katchi	32,441
Aam Janta Party Rashtriya	31,615
Yuva Krantikari Party	30,789
Rashtriya Samaj Paksha	29,404
Anti Corruption Dynamic Party	29,064
Bahujan Nyay Dal	28,499
Jai Prakash Janata Dal	27,667
Bahujan Republican Socialist Party	26,970
Bharatiya Nyay-Adhikar Raksha Party	26,604
Right to Recall Party	25,858
Lok Dal	25,835
Samajwadi Janata Dal Democratic	25,698
Ambedkar National Congress	25,172
Dogra Swabhiman Sangathan Party	24,959
Telangana Jana Samithi	24,945
Wazib Adhikar Party	24,044
Suheldev Bhartiya Samaj Party	23,944
Bhartiya Lok Seva Dal	22,984
Rashtriya Ulama Council	22,786
Sapaks Party	22,671
Uttarakhand Kranti Dal (Democratic)	22,623
Indian New Congress Party	22,591
Welfare Party Of India	22,309
Bharatiya Jan Kranti Dal (Democratic)	22,206
People's Party of Arunachal	21,346
Asom Jana Morcha	21,116
Baliraja Party	19,636
Akhil Bharat Hindu Mahasabha	18,830
Rashtriya Samta Party (Secular)	18,432

Continued on next page

2019 Legislative (lower house)

Party	Votes
Bharatiya Momin Front	18,375
Proutist Bloc India	18,250
Rashtriya Shoshit Samaj Party	18,074
Moolniwasi Samaj Party	18,029
Jharkhand Party (Naren)	17,607
Yuva Jan Jagriti Party	17,569
Samagra Utthan Party	17,336
Hindustan Shakti Sena	17,072
Rashtriya Mahan Gantantra Party	16,879
Akhil Hind Forward Bloc (Krantikari)	16,854
Rashtriya Rashtrawadi Party	16,525
Prahar Janshakti Party	16,318
Hind Samrajya Party	15,606
Rashtriya Maratha Party	15,354
Shiromani Akali Dal (Taksali)	15,061
Republican Party of India (Karnataka)	14,733
Rashtriya Janadhikar Suraksha Party	14,501
Bhartiya Kisan Party	14,325
Vanchit Samaj Party	14,321
Sarva Janata Party	14,210
Lok Jan Vikas Morcha	14,094
Madhya Pradesh Jan Vikas Party	13,818
Marxist Leninist Party of India (Red Flag)	13,694
Purvanchal Mahapanchayat	13,616
Jharkhand People's Party	13,242
Peoples Representation for Identity and Status of Mizoram	13,209
Janata Party	13,027
Proutist Sarva Samaj	12,961
Jana Jagruti Party	12,806
Revolutionary Socialist Party of India (Marxist)	12,652
Satya Bahumat Party	12,650
Asli Deshi Party	12,286

Continued on next page

2019 Legislative (lower house)

Party	Votes
Samajwadi Forward Bloc	12,245
Bhartiya Jan Satta Party	12,217
Swaraj Party (Loktantrik)	12,030
Janata Congress	11,821
Peace Party	11,733
Bharatiya Shakti Chetna Party	11,493
Public Mission Party	11,449
Kalinga Sena	11,398
Sardar Vallabhbhai Patel Party	11,385
Desiya Makkal Sakthi Katchi	11,329
Janhit Kisan Party	11,301
Rashtriya Power Party	11,250
Akhil Bhartiya Gondwana Party	11,138
Marxist Communist Party of India (United)	10,758
Jago Hindustan Party	10,600
Ganasangam Party of India	10,599
Bharat Bhrashtachar Mitao Party	10,390
Aadarsh Mithila Party	10,266
Akhil Bhartiya Mithila Party	10,157
India Praja Bandhu Party	10,075
Prabuddha Republican Party	9,944
Rashtriya Jansabha Party	9,876
Aapki Apni Party (Peoples)	9,604
Vishva Shakti Party	9,531
Vyavastha Parivartan Party	9,433
Apna Kisan Party	9,281
Rajnaitik Vikalp Party	9,254
Jantantrik Vikas Party	9,158
Sarvadharam Party (Madhya Pradesh)	9,110
Indian Peoples Green Party	9,048
Bhartiya Mitra Party	8,999
Swatantra Jantaraj Party	8,904
Pichhara Samaj Party United	8,871
Samata Samadhan Party	8,867

Continued on next page

2019 Legislative (lower house)

Party	Votes
Rashtriya Independent Morcha	8,810
Aajad Bharat Party (Democratic)	8,760
Loktanter Suraksha Party	8,729
Rashtra Sewa Dal	8,709
Akhil Bhartiya Apna Dal	8,671
Jharkhand Mukti Morcha Ulgulan	8,618
Garvi Gujarat Party	8,577
Revolutionary Marxist Party of India	8,471
Sathi Aur Aapka Faisala Party	8,435
Smart Indians Party	8,423
Bharatiya Rashtriya Morcha	8,381
Late Umrao Talaji Gote	8,373
Kranti Kari Jai Hind Sena	8,286
Bharatiya Praja Surajya Paksha	8,170
Kamatapur Peoples Party (United)	8,125
Lok Gathbandhan Party	7,989
Bahujan Awam Party	7,900
Swatantra Bharat Paksha	7,626
Aam Adhikar Morcha	7,579
Bharatiya Kisan Parivartan Party	7,570
Rashtriya Krantikari Samajwadi Party	7,558
New Democratic Party of India	7,480
Hindustan Janta Party	7,435
Bhartiya Dalit Party	7,348
Akhil Bhartiya Jharkhand Party	7,307
Sankhyanupati Bhagidari Party	7,259
Krupaa Party	7,093
Bharat Bhoomi Party	7,071
Praja Shanthi Party	6,950
Maanavvaadi Janta Party	6,942
Rashtriya Sarvjan Vikas Party	6,805
Freethought Party of India	6,732
Nava Praja Rajyam Party	6,720
Bharatiya National Janta Dal	6,716
Bahujan Azad Party	6,712

Continued on next page

2019 Legislative (lower house)

Party	Votes
Rashtriya Samanta Dal	6,710
Jan Sangharsh Virat Party	6,626
Lok Sewa Dal	6,491
Republican Party of India	6,349
Akhil Bharatiya Jan Sangh	6,343
Akhil Bharat Samagra Kranti Party	6,333
Bhartiya Anarakshit Party	6,264
Bhartiya Lokmat Rashtrwadi Party	6,229
Garib Janshakti Party	6,095
Odisha Pragati Dal	6,089
Bharateeya Manavadhikar party	6,031
Party for Democratic Socialism	5,988
Ulzaipali Makkal Katchy	5,984
Bharipa Bahujan Mahasangh	5,957
Bharat Nirman Party	5,895
Jamat-E-Seratul Mustakim	5,869
Navarang Congress Party	5,866
Rashtriya Janasachetan Party	5,747
Kanshiram Bahujan Dal	5,744
Nationalist People's Front	5,729
Republican Sena	5,651
Anaithu Makkal Puratchi Katchi	5,595
Mundadugu Praja Party	5,547
Janral Samaj Party	5,542
Bhartiya Bahujan Kranti Dal	5,414
Rashtriya Lokswaraj Party	5,387
Sanatan Sanskriti Raksha Dal	5,307
Rashtriya Kranti Party	5,258
Poorvanchal Rashtriya Congress	5,086
Saman Aadmi Saman Party	5,054
Swarna Bharat Party	5,034
Secular Democratic Congress	5,001
Samajwadi Janata Party (Karnataka)	4,991
National Jagaran Party	4,975
Rashtriya Jansangharsh Swaraj Party	4,859

Continued on next page

2019 Legislative (lower house)

Party	Votes
Indian Christian Front	4,849
Indian Labour Party (Ambedkar Phule)	4,814
Akhil Bharatiya Muslim League (Secular)	4,772
Kisan Party of India	4,747
Jan Shakti Dal	4,607
Agila India Makkal Kazhagam	4,571
Aarakshan Virodhi Party	4,569
Desiya Uzhavar Uzhaipalar Kazhagam	4,563
Manvadhikar National Party	4,519
Ezhuchi Tamilargal Munnetra Kazhagam	4,516
All India Hindustan Congress Party	4,490
Dalita Bahujana Party	4,488
Bhartiya Krishak Dal	4,450
Chhattisgarh Vikas Ganga Rashtriya Party	4,448
Hum Bhartiya Party	4,440
Mithilanchal Mukti Morcha	4,440
Sanyukt Vikas Party	4,420
Nava Samaj Party	4,408
Prajatantrik Samadhan Party	4,358
Janta Dal Rashtravadi	4,330
Kisan Mazdoor Sangharsh Party	4,305
Maharashtra Navnirman Sena	4,276
Aam Janata Party	4,223
Indian Democratic Republican Front	4,063
Karnataka Praja Party (RaithaParva)	4,039
Republican Party of India (Khobragade)	4,034
All India Ulama Congress	4,026
Bhartiya Kranti Vir Party	4,016
Indian Unity Centre	3,997
Bhartiya Amrit Party	3,955
Jharkhand Anushilan Party	3,927
Aadarsh Sangram Party	3,898

Continued on next page

2019 Legislative (lower house)

Party	Votes
Bharatiya Samta Samaj Party	3,878
Rashtriya Sangail Party	3,878
New All India Congress Party	3,769
Anaithu India Makkal Katchi	3,669
Samaj Adhikar Kalyan Party	3,599
Rashtrawadi Party of India	3,598
Tamizhaga Murpokku Makkal Katchi	3,542
Naitik Party	3,501
Ambedkarist Republican Party	3,461
Bhartiya Janraj Party	3,398
Rashtriya Janshakti Party (Secular)	3,391
Anna YSR Congress Party	3,374
Rashtriya Apna Dal	3,258
Rashtriya Lok Sarvadhikar Party	3,203
Chandigarh Ki Aawaz Party	3,173
Uttarakhand Kranti Dal	3,165
Vikas Insaf Party	3,158
Peoples Democratic Party	3,155
Rashtriya Samajwadi Party (Secular)	3,135
Hindusthan Praja Paksha	3,133
Makkal Sananayaga Kudiyarasu Katchi	3,126
Karnataka Karmikara Paksha	3,082
Mazdoor Kirayedar Vikas Party	3,044
Uttarakhand Parivartan Party	3,012
Bhartiya New Sanskar Krantikari Party	2,979
National Republican Congress	2,975
Apna Desh Party	2,905
SaDa	2,899
Indian National League	2,829
National Labour Party	2,828
Republican Party of India (Kamble)	2,783
Samata Kranti Dal	2,770
Bharat Rakshak Party (Democratic)	2,760
All India Puratchi Thalaivar Makkal Munnettra	2,731

Continued on next page

2019 Legislative (lower house)

Party	Votes
Jan Seva Sahayak Party	2,728
Nationalist Justice Party	2,711
All India Labour Party	2,699
Rashtrawadi Chetna Party	2,671
Aasra Lokmanch Party	2,644
Jammu Kashmir Peoples Party	2,641
Svatantra Bharat Satyagrah Party	2,629
Bhartiya Sarvodaya Party	2,616
Sabka Dal United	2,605
Bhartiya Manav Samaj Party	2,538
Bharat Lok Sewak Party	2,518
Kannada Chalavali Vatal Paksha	2,500
Naam Indiar Party	2,499
Rashtriya Jankranti Party	2,485
Mahamukti Dal	2,473
Bhartiya Panchyat Party	2,469
Lok Chetna Dal	2,467
Mulnibasi Party of India	2,450
Nationalist Janshakti Party	2,446
Rashtra Nirman Party	2,432
Dalit Soshit Pichhara Varg Adhikar Dal	2,400
Bhartiya Navjawan Sena (Paksha)	2,398
Indian Indira Congress (R)	2,353
Rashtriya Pragati Party	2,346
Bhartiya Insan Party	2,343
Netaji Subhash Chander Bose Rashtriya Azad Party	2,340
Rashtriya Azad Manch	2,296
Jan Satya Path Party	2,238
Swatantra Samaj Party	2,182
Navbharat Ekta Dal	2,173
Samajik Nyaya Party	2,165
Pragatisheel Manav Samaj Party	2,162
Rashtriya Dal United	2,137
Prithviraj Janshakti Party	2,127

Continued on next page

2019 Legislative (lower house)

Party	Votes
Peoples Party of India (Secular)	2,118
Samaj Bhalai Morcha	2,103
Pragatisheel Samaj Party	2,068
Tripura People's Party	2,060
Samajtantric Party of India	2,038
Subhashwadi Bhartiya Samajwadi Party (Subhas Party)	2,034
Andaman & Nicobar Janta Party	2,017
Uttar Pradesh Navnirman Sena	2,012
Karnataka Jantha Paksha	2,010
All India Praja Party	2,007
Adarsh Nyay Rakshak Party	2,006
All India Uzhavargal Uzhaippalargal Katchi	1,967
Apna Samaj Party	1,961
Bharatiya Minorities Suraksha Mahasangh	1,957
United States of India Party	1,944
Hamro Sikkim Party	1,943
Awami Samta Party	1,920
Samta Vikas Party	1,910
Samajwadi Jan Parishad	1,893
Vivasayigal Makkal Munnetra Katchi	1,893
Pragatisheel Lok Manch	1,885
Samdarshi Samaj Party	1,854
Republican Bahujan Sena	1,840
Janvadi Party (Socialist)	1,831
Rashtriya Viklang Party	1,815
Jan Adesh Akshuni Sena	1,806
Rashtriya Sahara Party	1,789
Bharatiya Prajatantrik Shudh Gandhiwadi Krish	1,777
Nirbhay Bharteey Party	1,768
Akhand Hind Party	1,762
Bharatheeya Jawan Kisan Party	1,748

Continued on next page

2019 Legislative (lower house)

Party	Votes
Bhartiya Hind Fauj	1,746
Manipur People's Party	1,735
Sunder Samaj Party	1,717
Democratic Party of India (Ambedkar)	1,712
Independent People's Party	1,708
Rashtriya Nav Nirman Bharat Party	1,684
The National Road Map Party Of India	1,680
Socialist Party (India)	1,678
Rashtriya Aadarsh Member Party	1,660
Bharatiya Peoples Party	1,647
Swabhiman Party	1,643
Ahila India Dhayaga Makkal Munnetra Katchi	1,632
Chhattisgarh Swabhiman Manch	1,626
National Women's Party	1,616
Bahujan Samaj Party (Ambedkar)	1,594
Jammu & Kashmir Pir Panjal Awami Party	1,584
Sajag Samaj Party	1,578
Jwala Dal	1,572
Dr. Bhimrao Ambedkar Dal	1,549
Prism	1,548
Vishwa Manav Samaj Kalyan Parishad	1,529
Bhartiya Azad Sena	1,516
Janhit Bharat Party	1,504
Gujarat Janta Panchayat Party	1,499
All India Peoples' Front (Radical)	1,498
Sikkim Republican Party	1,479
Rashtriya Janvikas Party (Democratic)	1,454
Engineers Party	1,438
Rashtriya Naujawan Dal	1,433
Hum Sabki Party	1,432
Sanman Rajkiya Paksha	1,418
Rashtrawadi Shramjeevi Dal	1,387
Manav Kranti Party	1,343

Continued on next page

2019 Legislative (lower house)

Party	Votes
Jansatta Party	1,319
Jai Maha Bharath Party	1,313
Mazdoor Dalit Kisaan Mahila Gareeb Party (Hindustani)	1,308
National Fifty Fifty Front	1,308
Shane Hind Fourm	1,305
Rashtriya Bhagidari Samaj Party	1,291
Rashtriya Kisan Congress Party	1,276
Yuva Sarkar	1,275
Ekta Samaj Party	1,270
All Pensioner's Party	1,268
Rashtriya Ambedkar Dal	1,257
Navodayam Party	1,244
Rashtriya Jan Adhikar Party	1,225
Manipur Democratic People's Front	1,220
Puducherry Development Party	1,216
Jharkhand Party Secular	1,208
Bharatiya Jan Morcha Party	1,206
Hamari Apni Party	1,201
Akhand Rashtrawadi Party	1,194
Voters Party	1,193
Bharatiya Bahujan Samta Party	1,189
Rashtriya Bahujan Congress Party	1,181
Bharatiya Prajagala Kalyana Paksha	1,180
Kisan Raj Party	1,164
Bhartiya Bhaichara Party	1,155
Karnataka Pragnyavantha Janatha Party	1,147
Bhartiya Sarvjan Hitey Samaj Party	1,115
Rashtriya Praja Congress (Secular)	1,089
Shakti Sena (Bharat Desh)	1,086
Makkalatchi Katchi	1,081
National Youth Party	1,080
Anjaan Aadmi Party	1,079
Rashtriya Mazdoor Ekta Party	1,072
Rashtriya Samrasta Party	1,066

Continued on next page

2019 Legislative (lower house)

Party	Votes
Jan Samman Party	1,036
Jai Jawan Jai Kisan Party	1,029
Atulya Bharat Party	1,022
Sangharsh Sena	1,016
Andhra Chaitanya Party	1,011
Akhil Bharatiya Manavata Paksha	993
Prajatantra Aadhar Party	992
Bharatiya Rashtravadi Paksha	987
National Development Party	984
National Nava Kranthi Party	974
Rashtriya Garib Dal	973
Bharatiya Vanchitsamaj Party	972
National Apni Party	949
Nagrik Ekta Party	947
Kalyankari Jantantrik Party	944
Akhil Bhartiya Sarvadharma Samaj Party	930
All India Minorities Front	929
Ahinsa Samaj Party	914
Rashtriya Janwadi Party (Socialist)	910
Bundelkhand Kranti Dal	893
Kisan Raksha Party	890
Republican Party of India (Reformist)	890
Manavtawadi Samaj Party	887
Bharatiya Lokmat Nationalist Party	879
Sabse Achchhi Party	877
Rashtriya Gondvana Party	874
Uttarakhand Pragatisheel Party	867
Akila India Vallalar Peravai	860
Himachal Jan Kranti Party	859
Bhartiya Nojawan Dal	835
Sainik Samaj Party	832
Anaithu Makkal Katchi	831
Azad Mazdoor Kissan Party	826
Lok Jan Sangharsh Party	823

Continued on next page

2019 Legislative (lower house)

Party	Votes
Bharatiya Majdoor Janta Party	820
Akhil Bharatiya Sena	819
Raita Bharat Party	811
Rashtriya Mangalam Party	782
Mera Adhikaar Rashtriya Dal	771
Rashtriya Bharatiya Jan Jan Party	757
Praja Satta Party	742
Ilantamilar Munnani Kazhagam	740
Bhartiya Jan Sampark Party	730
Rashtriya Aamjan Party	721
Inqalab Vikas Dal	718
Rashtriya Janhit Sangharsh Party	708
Babulal Coal Rights Development Party	707
National Dalitha Dhal Party	704
Jai Vijaya Bharathi Party	695
The Future India Party	684
B. C. United Front	660
The National Road Map Party of India	644
Rashtriya Jansurajya Party	641
Challengers Party	631
Kisan Majdoor Berojgar Sangh	609
Sikkim United Front	607
National Lokmat Party	603
Loktantrik Rashrtavadi Party	587
Jan Shakti Ekta Party	551
Majdoor Kisan Union Party	542
Maharashtra Kranti Sena	529
Parivartan Samaj Party	525
Democratic Corruption Liberation Front	519
Sarvjan Lok Shakti Party	511
Minorities Democratic Party	505
Tola Party	486
Adhikar Vikas Party	476
Sarvodaya Prabhat Party	468
Mahasankalp Janta Party	462

Continued on next page

2019 Legislative (lower house)

Party	Votes
Bhartiya Rashtrawadi Party	459
Desh Janhit Party	443
Bhartiya Jan Samman Party	436
Bhartiya Navodaya Party	433
Bhartiya Jan Nayak Party	432
Jai Lok Party	428
Democratic Prajakranthi Party Secularist	428
Tamil Telugu National Party	411
Social Justice Party of India	397
Akhil Bhartiya Lok Dal	396
All Indians Party	392
Rastriya Aam Jan Seva Party	390
Bahujana Raajyam Party (Phule Ambedkar)	389
Gareeb Aadmi Party	385
All Peoples Party	380
Swarnim Bharat Inquilab	380
Bhartiya Janta Dal	375
Adhunik Bharat Party	374
Rayalaseema Rashtra Samithi	374
Hardam Manavtawadi Rashtriya Dal	371
Navnirman Party	371
Bhartiya Naujawan Inklav Party	339
Telangana Prajala Party	333
Bharatiya Sampuran Krantikari Party	330
Telugu Janata Party	328
Indian Gandhiyan Party	319
Bhartiya Harit Party	303
Telangana Sakalajanula Party	274
Rashtriya Mahila Party	271
SP	269
Rashtriya Samta Vikas Party	252
Bhartiya Janta Dal (Integrated)	249
Bharatrashtra Democratic Party	239
Corruption Abolition Party	234

Continued on next page

2019 Legislative (lower house)

Party	Votes
Indian Rakshaka Nayakudu Party	234
New India Party	230
Vidhyardhula Mahilala Raithula Mahasena Party	210
Hind Congress Party	198
Janta Kranti Party (Rashtravadi)	197
Punjab National Party	193
Forward Democratic Labour Party	176
Sanjhi Virasat Party	171
Republican Paksha (Khoripa)	149
Bhartiya Pragatisheel Congress	143
Birsa Seva Dal	143
Sarvjan Sewa Party	141
Akhil Bhartiya Ekata Party	140
Rashtravadi Kranti Dal	140
Adim Bhartiya Dal	132
Fauji Janta Party	125
Rashtriya Backward Party	124
Socialist Janata Party	94
Universal Brotherhood Movement	94
Rashtriya Jatigat Aarakshan Virodhi Party	86
Daksha Party	74
Lokpriya Samaj Party	69
Christian Democratic Front	66
Rashtriya Vikas Party	64
Jai Swaraj Party	63
Real Democracy Party	63
Bahujan Suraksha Dal	62
People's Union Party	60
Rashtriya Jansena Party	52
AD	44
Democratic Party of India	24
Shiromani Lok Dal Party	1

43.6 Electoral Geography

0

Electoral Units in 2019 | Geometry Type: Point | Spatial Units: 219,895

44 Indonesia

44.1 Notes

- Villages are matched to boundaries via a two-step process, whereby the name of the village is geocoded and the resulting latitude-longitude are matched to village boundaries.
- Identifier code NAME columns (i.e., NAME1_b, NAME2_b, etc.) change between 2019 and 2024 election, but the names of places themselves (provinsi, kota, kecamatan, kelurahan) are largely consistent across years.
- Supplementary shapefiles for Indonesia are provided at the NAME4 (village) level.
- Smallest physical unit: Polling Station

44.2 Data Source(s)

- Komisi Pemilihan Umum Republik Indonesia

44.3 Elections Summary

Elections Summary

Year	Election Type	Data Units	Spatial Units	% Geocoded
2019	Legislative (lower house)	799266	0	0.0%
2019	Presidential	806079	0	0.0%

44.4 Sample Electoral Units

Sample Electoral Units

Year	Type	NAME1	NAME1_b	NAME2	NAME2_b	NAME3
2019	Legislative (LH)	Sumatera Utara	6728	Kota Padang Sidempuan	12122	Padangsidimpuan Tenggara
2019	Legislative (LH)	Jawa Barat	26141	Kuningan	28960	Karang Kancana
2019	Legislative (LH)	Jawa Tengah	32676	Brebes	41165	Kersana
2019	Legislative (LH)	Dki Jakarta	25823	Jakarta Selatan	25989	Pancoran
2019	Legislative (LH)	Jawa Timur	42385	—	48347	—
2019	Presidential	Jawa Barat	26141	Sumedang	30197	Wado
2019	Presidential	Jawa Barat	26141	Cirebon	29369	Kedawung
2019	Presidential	Sumatera Utara	6728	Labuhanbatu Utara	6789	Aek Kuo
2019	Presidential	Jawa Tengah	32676	Demak	38917	Bonang
2019	Presidential	Jawa Tengah	32676	Wonogiri	36470	Ngadirojo

Sample Electoral Units (continued 2/2)

NAME3_b	NAME4	NAME4_b	NAME5	Lat.	Lon.
12180	Huta Lombang	12195	900054875	—	—
29317	Segong	29320	900250162	—	—
41344	Limbangan	41354	900426375	—	—
26045	Kalibata	26047	900178808	—	—
48749	—	48750	900536892	—	—
30198	Wado	30204	900261272	—	—

Continued on next page

Sample Electoral Units (continued 2/2)

	NAME3_b	NAME4	NAME4_b	NAME5	Lat.	Lon.
	29608	Kertawinan-gun	29614	900254029	—	—
	6820	Purworejo	6828	900016681	—	—
	39123	Serangan	39136	900398635	—	—
	36626	Gemawang	36629	900366685	—	—

44.5 Aggregate Election Results

2019 Presidential

Party	Party_b	Party_c	Votes
WIDODO, Joko	Indonesian Democratic Party of Struggle	PDI-P	84,057,277
SUBIANTO, Prabowo	Gerindra Party	Gerindra	68,114,504

2019 Legislative (lower house)

Party	Party_b	Party_c	Votes
Indonesian Democratic Party of Struggle	Partai Demokrasi Indonesia Perjuangan	PDI-P	27,182,828
Gerindra Party	Partai Gerakan Indonesia Raya	Gerindra	17,114,944
Golkar	Partai Golongan Karya	Partai Golkar	16,618,935
National Awakening Party	Partai Kebangkitan Bangsa	PKB	13,297,221
Nasdem Party	Partai Nasional Demokrat	Partai NasDem	11,995,612

Continued on next page

2019 Legislative (lower house)

Party	Party_b	Party_c	Votes
Prosperous Justice Party	Partai Keadilan Sejahtera	PKS	11,207,861
Democratic Party	Partai Demokrat	PD	10,466,801
National Mandate Party	Partai Amanat Nasional	PAN	9,227,671
United Development Party	Partai Persatuan Pembangunan	PPP	6,184,759
Perindo Party	Partai Persatuan Indonesia	Partai Perindo	3,658,481
Berkarya Party	Partai Beringin Karya	Partai Berkarya	2,882,630
Indonesian Solidarity Party	Partai Solidaritas Indonesia	PSI	2,527,443
People's Conscience Party	Partai Hati Nurani Rakyat	Partai Hanura	2,144,518
Crescent Star Party	Partai Bulan Bintang	PBB	1,087,087
Garuda Party	Partai Gerakan Perubahan Indonesia	Partai Garuda	715,010
Indonesian Justice and Unity Party	Partai Keadilan dan Persatuan Indonesia	PKP	374,952

44.6 Electoral Geography

Geometry not available for this country in the current Output_b release; map figures omitted.

45 Iran

45.1 Notes

- Iranian election results are purportedly reported by city, though in some instances (Chardavol specifically) the unit is above or below that level; furthermore, there appears to be some degree of undercounting in the results. Polygons are obtained by getting "city" centroids then constructing Thiessen polygons, so between the apparent result undercounting and the absence of formal unit boundaries there is more error than expected on average here.
- Smallest physical unit: City

45.2 Data Source(s)

- Ministry of Interior

45.3 Elections Summary

Elections Summary

Year	Election Type	Data Units	Spatial Units	% Geocoded
2017	Presidential	372	352	100.0%

45.4 Sample Electoral Units

Sample Electoral Units

Year	Type	NAME1	NAME2	Lat.	Lon.
2017	Presidential	استان گیلان	آستارا	38.431	48.870
2017	Presidential	استان فارس	خنج	27.891	53.434
2017	Presidential	استان البرز	اشتهارد	35.726	50.366
2017	Presidential	استان کرمان	بافت	29.233	56.602
2017	Presidential	استان زنجان	سلطانیه	36.435	48.797

45.5 Aggregate Election Results

2017 Presidential

Party	Party_b	Party_c	Votes
ROUHANI, Hassan	Moderation and Development Party	حسن روحانی	20,902,758
RAISI, Ebrahim	Combatant Clergy Association	ابراهیم رئیسی	13,665,005
MIR-SALIM, Mostafa	Islamic Coalition Party	سید مصطفی میرسلیم	417,221
HASHEMITABA, Mostafa	Executives of Construction Party	مصطفی هاشمی طبا	187,467

45.6 Electoral Geography

0

Electoral Units in 2017 | Geometry Type: Thiessen | Spatial Units: 359

46 Ireland

46.1 Notes

- All votes reported are for first-preference.
- Smallest physical unit: Parliamentary Constituency

46.2 Data Source(s)

- Oireachtas

46.3 Elections Summary

Elections Summary

Year	Election Type	Data Units	Spatial Units	% Geocoded
2020	Legislative (lower house)	39	39	100.0%
2016	Legislative (lower house)	40	40	100.0%
2011	Legislative (lower house)	43	0	0.0%
2007	Legislative (lower house)	43	0	0.0%
2002	Legislative (lower house)	42	0	0.0%

46.4 Sample Electoral Units

Sample Electoral Units

Year	Type	NAME1	Lat.	Lon.
2020	Legislative (LH)	Dublin Mid West	53.305	-6.459
2020	Legislative (LH)	Meath East	53.627	-6.581
2020	Legislative (LH)	Donegal	54.940	-7.895
2020	Legislative (LH)	Cork North West	52.038	-8.957
2020	Legislative (LH)	Longford West-meath	53.594	-7.595
2016	Legislative (LH)	Dublin Rathdown	53.255	-6.238
2016	Legislative (LH)	Dublin Bay South	53.326	-6.248
2016	Legislative (LH)	Meath West	53.605	-6.963
2016	Legislative (LH)	Carlow Kilkenny	52.610	-7.131
2016	Legislative (LH)	Louth	53.889	-6.404
2011	Legislative (LH)	Dublin South Central	—	—
2011	Legislative (LH)	Dublin North	—	—
2011	Legislative (LH)	Donegal North East	—	—
2011	Legislative (LH)	Dublin North West	—	—
2011	Legislative (LH)	Meath East	—	—
2007	Legislative (LH)	Dublin South Central	—	—
2007	Legislative (LH)	Meath West	—	—

Continued on next page

Sample Electoral Units

Year	Type	NAME1	Lat.	Lon.
2007	Legislative (LH)	Tipperary North	—	—
2007	Legislative (LH)	Dublin North Central	—	—
2007	Legislative (LH)	Dublin North	—	—
2002	Legislative (LH)	Dublin South East	—	—
2002	Legislative (LH)	Mayo	—	—
2002	Legislative (LH)	Cavan Monaghan	—	—
2002	Legislative (LH)	Kildare South	—	—
2002	Legislative (LH)	Dún Laoghaire	—	—

46.5 Aggregate Election Results

2020 Legislative (lower house)

Party	Votes
Sinn Féin	541,575
Fianna Fáil	494,226
Fine Gael	476,396
Independent	269,317

Continued on next page

2020 Legislative (lower house)

Party	Votes
Green Party	164,995
Labour Party	98,591
Solidarity - People Before Profit	67,052
Social Democrats	64,779
Aontú	41,242
Independents 4 Change	8,421
Renua	5,473
Irish Freedom Party	5,093
National Party	4,773
Irish Democratic Party	2,611
Workers' Party	1,195
United People	43

2016 Legislative (lower house)

Party	Votes
Fine Gael	565,536
Fianna Fáil	530,496
Independent	337,966
Sinn Féin	298,480
Labour Party	146,085
People Before Profit–Solidarity	93,943
Social Democrats	64,094
Green Party	61,475
Renua	48,364
Independents 4 Change	31,365
Direct Democracy Ireland	6,694
Workers' Party	3,242
Catholic Democrats	2,013
Fís Nua	1,224

Continued on next page

2016 Legislative (lower house)

Party	Votes
Irish Democratic Party	971
Communist Party of Ireland	185

2011 Legislative (lower house)

Party	Votes
Fine Gael	801,628
Labour Party	431,796
Fianna Fáil	387,358
Independent	279,459
Sinn Féin	220,661
Green Party	41,039
Socialist Party	26,770
People Before Profit	21,551
South Kerry Independent Alliance	4,939
Workers' Party	3,056
Christian Solidarity Party	2,102

2007 Legislative (lower house)

Party	Votes
Fianna Fáil	858,565
Fine Gael	564,428
Labour Party	209,175
Sinn Féin	143,410
Independent	118,951

Continued on next page

2007 Legislative (lower house)

Party	Votes
Green Party	96,936
Progressive Democrats	56,396
Socialist Party	13,218
Workers' Party	3,026
Christian Solidarity Party	1,705

2002 Legislative (lower house)

Party	Votes
Fianna Fáil	770,748
Fine Gael	417,619
Labour Party	200,130
Independent	176,305
Sinn Féin	121,020
Progressive Democrats	73,628
Green Party	71,470
Socialist Party	14,896
Christian Solidarity Party	4,741
Workers' Party	4,012
Socialist Workers Party	3,333

46.6 Electoral Geography

0

Electoral Units in 2020 | Geometry Type: Actual | Spatial Units: 39 (Years also geocoded at this level: 2016)

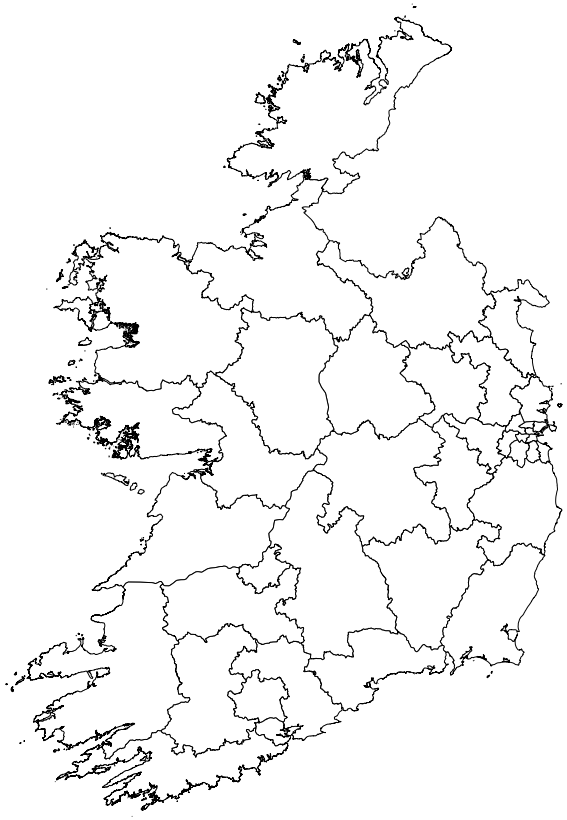

47 Israel

47.1 Notes

- Polling stations located in the West Bank are geocoded but lack Thiessen polygons.
- Smallest physical unit: Polling Station

47.2 Data Source(s)

- Bechirot

47.3 Elections Summary

Elections Summary

Year	Election Type	Data Units	Spatial Units	% Geocoded
2022	Legislative (unicameral)	12545	0	0.0%
2021	Legislative (unicameral)	12926	3596	93.8%
2020	Legislative (unicameral)	11179	3510	95.1%
2019	Legislative (unicameral)	11947	0	0.0%
2015	Legislative (unicameral)	10356	0	0.0%
2013	Legislative (unicameral)	10109	0	0.0%
2009	Legislative (unicameral)	9261	0	0.0%
2006	Legislative (unicameral)	8386	0	0.0%

47.4 Sample Electoral Units

Sample Electoral Units

Year	Type	NAME1	NAME1_b	NAME2	NAME2_b	Lat.	Lon.
2022	Legislative (unicameral)	רבח	1110	1	—	—	—
2022	Legislative (unicameral)	הנובל הלעמ	3752	1	—	—	—
2022	Legislative (unicameral)	לאומש תעבג	681	2.3	—	—	—
2022	Legislative (unicameral)	רשנ	2500	1	—	—	—
2022	Legislative (unicameral)	תוערמיבכמויעידומ	1200	34.6	—	—	—
2021	Legislative (unicameral)	תוינוציח תופטעמ	9999	68	—	—	—
2021	Legislative (unicameral)	ונוא תירק	2620	23.3	רימזה	32.058	34.859
2021	Legislative (unicameral)	דלאס רפכ	345	1	דלאס רפכ	33.196	35.658
2021	Legislative (unicameral)	ופי ביבא לת	5000	78	וסרדנא,22	32.115	34.798
2021	Legislative (unicameral)	הפיח	4000	136	באוי,5	32.828	34.977
2020	Legislative (unicameral)	וסונומדוהי	9400	28	השמ וייד ררד,5	32.031	34.878
2020	Legislative (unicameral)	לאסכא	478	2	לאסכא	32.682	35.321
2020	Legislative (unicameral)	הפיח	4000	298	סערפש,10	32.812	34.992
2020	Legislative (unicameral)	טהר	1161	14	יזארלא	31.395	34.753
2020	Legislative (unicameral)	דודשא	70	294	סהש,2	31.767	34.631
2019	Legislative (unicameral)	יראב	399	1	—	—	—
2019	Legislative (unicameral)	הלופע	7700	40	—	—	—

Continued on next page

Sample Electoral Units

Year	Type	NAME1	NAME1_b	NAME2	NAME2_b	Lat.	Lon.
2019	Legislative (unicameral)	אכרי	502	7	—	—	—
2019	Legislative (unicameral)	מילשורי	3000	281	—	—	—
2019	Legislative (unicameral)	מילשורי	3000	556	—	—	—
2015	Legislative (unicameral)	הירבט	6700	48	—	—	—
2015	Legislative (unicameral)	הפיח	4000	716	—	—	—
2015	Legislative (unicameral)	וגד תיב	466	4	—	—	—
2015	Legislative (unicameral)	הינתנ	7400	141	—	—	—
2015	Legislative (unicameral)	רפח תב	1319	3	—	—	—
2013	Legislative (unicameral)	מחפ-לא סוא	2710	18	—	—	—
2013	Legislative (unicameral)	וג תמר	8600	227	—	—	—
2013	Legislative (unicameral)	הווקת חתפ	7900	251	—	—	—
2013	Legislative (unicameral)	וולקשא	7100	154	—	—	—
2013	Legislative (unicameral)	מילשורי	3000	245	—	—	—
2009	Legislative (unicameral)	הפיח	4000	257	—	—	—
2009	Legislative (unicameral)	למרכ ריע	494	12	—	—	—
2009	Legislative (unicameral)	ריאי בכוכ	1224	106	—	—	—
2009	Legislative (unicameral)	הרערע	637	13	—	—	—

Continued on next page

Sample Electoral Units

Year	Type	NAME1	NAME1_b	NAME2	NAME2_b	Lat.	Lon.
2009	Legislative (unicameral)	סייתעבג	6300	95	—	—	—
2006	Legislative (unicameral)	וויצל וושאר	—	278	—	—	—
2006	Legislative (unicameral)	וולוח	—	16	—	—	—
2006	Legislative (unicameral)	סילשורי	—	290	—	—	—
2006	Legislative (unicameral)	סילשורי	—	62	—	—	—
2006	Legislative (unicameral)	דודשא	—	137	—	—	—

47.5 Aggregate Election Results

2022 Legislative (unicameral)

Party	Party_b	Votes
Likud	לחמ	1,115,336
Yesh Atid	הפ	847,435
Religious Zionism - Otzma Yehudit	ט	516,470
National Unity	וכ	432,482
Shas	סש	392,964
United Torah Judaism	ג	280,194
Yisrael Beiteinu	ל	213,687
United Arab List	סע	194,047

Continued on next page

2022 Legislative (unicameral)

Party	Party_b	Votes
Hadash–Ta'al	סו	178,735
Israeli Labor Party	תמא	175,992
Meretz	צרמ	150,793
Balad	ד	138,617
The Jewish Home	ב	56,775
Economic Freedom	צא	15,801
With Courage for You	ץק	14,694
New Economic Party	זי	13,920
Fiery Youth	צ	8,800
Pirate Party	ף	1,728
Voice of the Environment and the Living	ק	1,618
Ale Yarok - Islamic Family	ת	1,524
Nativ	יג	1,354
Every Vote Counts	נק	1,292
There's a Direction	קנ	1,215
Free Democratic Israel	י	1,157
New Order	רק	1,078
The New Independents	נץ	1,020
Social Leadership	ץ	988
30/40	זר	939
Me and You	ך	746
Dawn Social Power	ז	430
Jewish Heart	יק	415
Bible Bloc	קי	411
Respect for Humanity	זנ	350
Us	רנ	334
Tzomet	זץ	292
Order of the Hour	יץ	262
Shama	נף	255
Common Alliance	ני	234
Kama	רז	205
Koah Lehashpi'a	נז	153

2021 Legislative (unicameral)

Party	Party_b	Votes
Likud	לחמ	1,066,892
Yesh Atid	הפ	614,112
Shas	סש	316,008
Blue and White	וכ	292,257
Yamina	ב	273,836
Israeli Labor Party	תמא	268,767
United Torah Judaism	ג	248,391
Yisrael Beiteinu	ל	248,370
Religious Zionist Party	ט	225,641
Joint List	מעדו	212,583
New Hope	ת	209,161
Meretz	צרמ	202,218
United Arab List	עמ	167,064
New Economic Party	זי	34,883
Rapeh only Health	ר	17,346
Pirate Party	זף	1,309
Me and You	רכ	1,291
Hope for Change	נר	1,189
Social Bang - Pensioners	י	811
Mishpat Tzedek	ץק	729
Tzomet	ץז	663
Am Shalem	ףר	592
New Order	רק	514
Kama	נ	486
The Impossible – Possible	ק	463
Jewish Heart	כ	443
Atzmeinu	יצ	441
Bible Bloc	קי	429
New World	ינ	429
Common Alliance	ני	408
Shama	יק	395
The Israelis	ז	395
Da'am Workers Party	ץ	385
Social Leadership	רי	256

Continued on next page

2021 Legislative (unicameral)

Party	Party_b	Votes
Ma'an – Together for a New Era	כצ	253
Hetz	ץפ	226
Us	רנ	220
Human Dignity	ץי	196

2020 Legislative (unicameral)

Party	Party_b	Votes
Likud	לחמ	1,352,449
Blue and White	הפ	1,220,381
Joint List	מעדו	581,507
Shas	סש	352,853
United Torah Judaism	ג	274,437
Labor-Gesher-Meretz	תמא	267,480
Yisrael Beiteinu	ל	263,365
Yamina	בט	240,689
Otzma Yehudit	ץנ	19,402
Liberal–Economic Power	ז	3,781
Women's Voice	נ	2,773
The Pirates – For Democracy Click Here	זף	1,473
Mishpat Tzedek	קץ	1,375
Israelist – Our Rights in Our Vote	ק	980
Me and You	וכ	812
Ihud HaBrit VeHaShutafut	ני	677
New Order	רק	677
Koah Lehashpi'a	זנ	667
Mitkademet	קנ	622
Da'am–Green Economy–One Nation	ץ	612
Jewish Heart	כ	516
Shama	יק	442

Continued on next page

2020 Legislative (unicameral)

Party	Party_b	Votes
Bible Bloc	קי	389
Kama	ינ	350
Red and White	זי	342
Vision	י	308
Social Leadership	רי	271
Human Dignity	יף	222
Action for Israel	ךז	210

2019 Legislative (unicameral)

Party	Party_b	Votes
Blue and White	הפ	2,277,095
Likud	לחמ	2,253,987
Shas	סש	588,474
United Torah Judaism	ג	517,824
Yisrael Beiteinu	ל	483,158
Joint List	מעדו	470,211
Yamina	בט	260,655
Labor - Gesher	תמא	212,782
Hadash - Ta'al	מו	193,442
Democratic Union	צרמ	192,495
Labor Party	תמא	190,870
Union of Right-Wing Parties	בט	159,468
Meretz	צרמ	156,473
Kulanu	כ	152,756
United Arab List - Balad	מעד	143,666
New Right	נ	138,598
Zehut	ז	118,031
Otzma Yehudit	יכ	83,609
Gesher	רנ	74,701

Continued on next page

2019 Legislative (unicameral)

Party	Party_b	Votes
Tzomet	יץ	17,222
Popular Unity	יכ	5,946
Social Security	2ן	4,618
Red and White	זי	4,358
The Arab List (Mada - ANP)	ר	4,135
Social Justice	קצ	3,843
Shield of Israel	יצ	3,394
Justice for All	ק	3,281
Justice	צ	3,053
Secular Right	קר	2,395
Pirate Party	זף	2,055
Respect and Equality	רנ	1,545
Our Rights In Our Vote	ק	1,473
Yashar	י	1,438
Zekhuyotenu BeKoleinu	זנ	1,316
Economic Power	ז	1,193
Veteran Civil	יז	1,168
Kol Yisrael Ahim	קף	1,140
Liberal Democratic Progressive Party	נ	1,033
Kama	יק	994
New Order	רק	928
Democracy Party	כז	736
Pashut Ahava	יף	733
North	וצ	725
Eretz Yisrael Shelanu	יק	701
We Are All Friends Na Nach	יף	624
Liberal Christian Movement	ני	610
MeHathala	וק	603
Da'am Workers Party	2ץ	592
Hope for Change	קר	562
Green Economy – One Nation	י	556
Human Dignity	יף	542
Education	רף	518
Bible Bloc	יק	497
Social Leadership	י	434

Continued on next page

2019 Legislative (unicameral)

Party	Party_b	Votes
Ahrayut LaMeyasdim	צי	428
Human Dignity	3רן	404
Shavim	נף	401
Social Leadership	נן	385
Ani VeAta	יץ	368
Bible Bloc	זי	353
Ihud Bnei HaBrit	וי	265
Brit Olam	רז	216

2015 Legislative (unicameral)

Party	Party_b	Votes
Likud	לחמ	985,408
Zionist Union	תמא	786,313
Joint List	מעדו	446,583
Yesh Atid	הפ	371,602
Kulanu	כ	315,360
The Jewish Home	בט	283,910
Shas	סש	241,613
Yisrael Beiteinu	ל	214,906
United Torah Judaism	ג	210,143
Meretz	צרמ	165,529
Yachad	צק	125,158
Ale Yarok	נק	47,180
Arab List (Mada – Arab National Party)	ע	4,301
The Greens	קר	2,992
We Are All Friends Na Nach	צף	2,493
U'Bizchutan	זנ	1,802
Hope for Change	צי	1,385
Pirate Party	ף	895

Continued on next page

2015 Legislative (unicameral)

Party	Party_b	Votes
Flower Party	ץנ	823
Brit Olam	ץז	761
Or	ינ	502
Living with Dignity	י	423
Economy Party	ז	337
Democratura	רז	242
Social Leadership	זי	223

2013 Legislative (unicameral)

Party	Party_b	Votes
Likud Yisrael Beiteinu	לחמ	885,163
Yesh Atid	הפ	543,458
Labor Party	תמא	432,118
The Jewish Home	בט	345,985
Shas	סש	331,868
United Torah Judaism	ג	195,892
Hatnua	פצ	189,167
Meretz	ץרמ	172,403
United Arab List	עם	138,450
Hadash	ו	113,439
Balad	ד	97,030
Kadima	וכ	78,974
Otzma LeYisrael	ץנ	66,775
Am Shalem	ץ	45,690
Ale Yarok–The Liberal List	נק	43,734
Eretz Hadasha	ז	28,080
Koah Lehashpi'a	זפ	28,049
HaYisraelim	קי	18,939
The Greens and the Youth	קר	8,117

Continued on next page

2013 Legislative (unicameral)

Party	Party_b	Votes
Dor	רז	5,975
Living with Dignity	פה	3,640
Da'am Workers Party	ק	3,546
We are Brothers	נפ	2,899
Social Justice	קצ	2,877
We are all Friends	ץפ	2,176
Pirate Party	פ	2,076
Finance Party	יפ	1,972
Leader	קנ	1,352
Or	ינ	1,027
Brit Olam	נ	761
Hope for Change	קה	649
Moreshet Avot	יה	461

2009 Legislative (unicameral)

Party	Party_b	Votes
Kadima	וכ	758,032
Likud	לחמ	729,054
Yisrael Beiteinu	ל	394,577
Labor Party	תמא	334,900
Shas	סש	286,300
United Torah Judaism	ג	147,954
United Arab List - Ta'al	עם	113,954
National Union	ט	112,570
Hadash	ו	112,130
New Movement-Meretz	צרמ	99,611
The Jewish Home	ב	96,765
Balad	ד	83,739
invalid	סילוסף	43,097

Continued on next page

2009 Legislative (unicameral)

Party	Party_b	Votes
The Green Movement - Meimad	ה	27,737
Gil	רז	17,571
Ale Yarok	נק	13,132
The Greens	קר	12,378
Yisrael Hazaka	יח	6,722
Tzabar	יצ	4,752
Koah LeHashpi'a	פ	3,696
Da'am Workers Party	ק	2,645
Yisrael HaMithadeshet	נ	2,572
Holocaust Survivors and Grown-Up Green Leaf Party	קי	2,346
Leader	זק	1,887
Tzomet	ץ	1,520
Koah HaKesef	פק	1,008
Man's Rights in the Family Party	קפ	921
HaYisraelim	חי	856
Or	רא	815
Ahrayut	פנ	802
Brit Olam	יפ	678
Lev LaOlim	ני	632
Lazuz	זנ	623
Lehem	רנ	611

2006 Legislative (unicameral)

Party	Party_b	Votes
Kadima	וכ	690,901
Labor – Meimad	תמא	472,366
Shas	סש	299,054
Likud	לחמ	281,996

Continued on next page

2006 Legislative (unicameral)

Party	Party_b	Votes
Yisrael Beiteinu	ל	281,880
National Union – National Religious Party	בט	224,083
Gil	רז	185,759
United Torah Judaism	ג	147,091
Meretz-Yachad	צרמ	118,302
United Arab List – Ta'al	סע	94,786
Hadash	ו	86,092
Balad	ד	72,066
Green Party	קר	47,595
Ale Yarok	נק	40,353
Jewish National Front	כ	24,824
Tafnit	פ	18,753
Atid Ehad	הז	14,005
Hetz	זח	10,113
Shinui	שי	4,675
Justice for All	זק	3,819
Da'am Workers Party	ק	3,692
Herut – The National Movement	זנ	2,387
HaLev	זפ	2,163
Brit Olam	ה	2,011
Lev	זפ	1,765
Lehem	ז	1,381
Tzomet	זכ	1,342
The New Zionism	הצ	1,278
Oz LaAniyim	כפ	1,214
Arab National Party	פק	738
Leader	ף	580

47.6 Electoral Geography

0

Electoral Units in 2021 | Geometry Type: Thiessen | Spatial Units: 3,469 (Years also geocoded at this level: 2020)

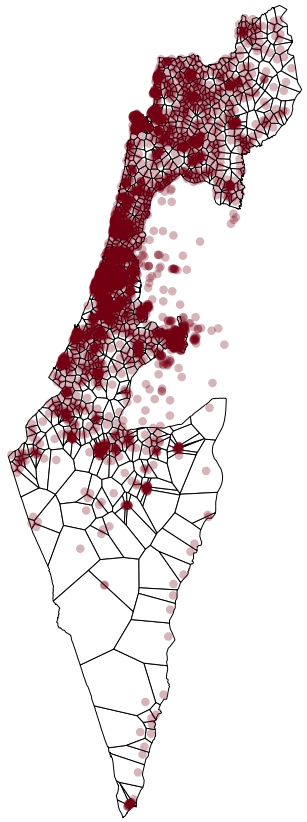

48 Italy

48.1 Notes

- Some of the party name translations for earlier Italian electoral alliances required a degree of guesswork, so it is recommended that one defer to the untranslated original names as reported in the election results.
- Smallest physical unit: Municipality (commune)

48.2 Data Source(s)

- Ministero dell'Interno
- ISTAT

48.3 Elections Summary

Elections Summary

Year	Election Type	Data Units	Spatial Units	% Geocoded
2022	Legislative (lower house)	7916	7623	96.5%
2018	Legislative (lower house)	7986	7602	95.5%
2013	Legislative (lower house)	8092	7915	97.8%
2008	Legislative (lower house)	8101	7920	97.8%
2006	Legislative (lower house)	8027	7770	96.8%
2001	Legislative (lower house)	8188	7894	96.4%
1996	Legislative (lower house)	8197	0	0.0%
1994	Legislative (lower house)	8193	0	0.0%
1992	Legislative (lower house)	8101	0	0.0%
1987	Legislative (lower house)	8093	0	0.0%
1983	Legislative (lower house)	8088	0	0.0%
1979	Legislative (lower house)	8080	0	0.0%
1976	Legislative (lower house)	8065	0	0.0%
1972	Legislative (lower house)	8055	0	0.0%
1968	Legislative (lower house)	8055	0	0.0%
1963	Legislative (lower house)	8037	0	0.0%
1958	Legislative (lower house)	7983	0	0.0%
1953	Legislative (lower house)	7849	0	0.0%
1948	Legislative (lower house)	7658	0	0.0%

48.4 Sample Electoral Units

Sample Electoral Units

Year	Type	NAME1	NAME2	NAME3	NAME4	Lat.	Lon.
2022	Legislative (LH)	Campania 2	Campania 2 - P02	Campania 2 - U07 (Eboli)	Roccagloriosa	40.121	15.443
2022	Legislative (LH)	Molise	Molise - P01	Molise - U01 (Campobasso)	Sant'agapito	41.545	14.216
2022	Legislative (LH)	Basilicata	Basilicata - P01	Basilicata - U01 (Potenza)	Trecchina	40.021	15.775
2022	Legislative (LH)	Valle D'aosta	—	U01 (Aosta)	Bard	45.617	7.749
2022	Legislative (LH)	Friuli-Venezia Giulia	Friuli-Venezia Giulia - P01	Friuli-Venezia Giulia - U02 (Udine)	Taipana	46.261	13.352
2018	Legislative (LH)	Calabria	Calabria - 02	06 - Vibo Valentia	Sant'onofrio	38.683	16.175
2018	Legislative (LH)	Calabria	Calabria - 02	07 - Gioia Tauro	Santa Cristina D'aspromonte	38.239	15.973
2018	Legislative (LH)	Lombardia 3	Lombardia 3 - 02	08 - Romano Di Lombardia	San Paolo	45.375	10.028
2018	Legislative (LH)	Lombardia 4	Lombardia 4 - 02	04 - Cremona	Torlino Vimercati	45.427	9.594
2018	Legislative (LH)	Liguria	Liguria - 01	02 - Savona	Stella	44.402	8.497
2013	Legislative (LH)	Piemonte 2	—	Asti	Montechiaro D'asti	45.013	8.114
2013	Legislative (LH)	Emilia Romagna	—	Ravenna	Cotignola	44.380	11.912
2013	Legislative (LH)	Lombardia 3	—	Pavia	Robecco Pavese	45.049	9.150
2013	Legislative (LH)	Piemonte 1	—	Torino	Castiglione Torinese	45.113	7.803
2013	Legislative (LH)	Veneto 1	—	Rovigo	Stienta	44.959	11.531
2008	Legislative (LH)	Campania 2	—	Salerno	Cava De' Tirreni	—	—
2008	Legislative (LH)	Calabria	—	Cosenza	Falconara Albanese	39.276	16.094

Continued on next page

Sample Electoral Units

Year	Type	NAME1	NAME2	NAME3	NAME4	Lat.	Lon.
2008	Legislative (LH)	Friuli-Venezia Giulia	—	Udine	Rivignano	45.877	13.062
2008	Legislative (LH)	Lombardia 3	—	Pavia	Arena Po	45.084	9.377
2008	Legislative (LH)	Marche	—	Ancona	Mergo	43.475	13.035
2006	Legislative (LH)	Piemonte 1	—	Torino	Loranze'	—	—
2006	Legislative (LH)	Marche	—	Ascoli Piceno	Palmiano	42.916	13.467
2006	Legislative (LH)	Trentino-Alto Adige	—	Trento	Cavizzana	46.364	10.964
2006	Legislative (LH)	Sicilia 2	—	Messina	Capizzi	37.867	14.487
2006	Legislative (LH)	Toscana	—	Firenze	Rufina	43.818	11.534
2001	Legislative (LH)	Basilicata	—	Potenza	Savoia Di Lucania	40.589	15.585
2001	Legislative (LH)	Lombardia 2	—	Darfo Boario Terme	Edolo	46.182	10.381
2001	Legislative (LH)	Veneto 2	—	Conegliano	Orsago	45.921	12.444
2001	Legislative (LH)	Friuli Venezia Giulia	—	Gemona Del Friuli	Gemona Del Friuli	46.291	13.158
2001	Legislative (LH)	Toscana	—	Capannori	Giuncugnano	44.221	10.255
1996	Legislative (LH)	Trentino Alto Adige	—	Pergine Valsugana	Vignola-Falesina	—	—
1996	Legislative (LH)	Lombardia 2	—	Ponte San Pietro	Ambivere	—	—
1996	Legislative (LH)	Lombardia 3	—	Voghera	Santa Margherita Di Staffora	—	—
1996	Legislative (LH)	Campania 2	—	Sessa Aurunca	San Pietro Infine	—	—

Continued on next page

Sample Electoral Units

Year	Type	NAME1	NAME2	NAME3	NAME4	Lat.	Lon.
1996	Legislative (LH)	Friuli Venezia Giulia	—	Gemona Del Friuli	Forni Avoltri	—	—
1994	Legislative (LH)	Lombardia 1	—	Busto Garolfo	Magnago	—	—
1994	Legislative (LH)	Sicilia 1	—	Alcamo	Castellammare Del Golfo	—	—
1994	Legislative (LH)	Lazio 2	—	Rieti	Borbona	—	—
1994	Legislative (LH)	Piemonte 2	—	Novara	Vespolate	—	—
1994	Legislative (LH)	Abruzzi	—	Teramo	Tossicia	—	—
1992	Legislative (LH)	Torino-Novara-Vercelli	—	Novara	Soriso	—	—
1992	Legislative (LH)	Trento-Bolzano	—	Trento	Zambana	—	—
1992	Legislative (LH)	Cuneo-Alessandria-Asti	—	Alessandria	Castelnuovo Bormida	—	—
1992	Legislative (LH)	Roma-Viterbo-Latina-Frosinone	—	Roma	Roma	—	—
1992	Legislative (LH)	Torino-Novara-Vercelli	—	Torino	Candiolo	—	—
1987	Legislative (LH)	Como-Sondrio-Varese	—	Como	Barni	—	—
1987	Legislative (LH)	Perugia-Terni-Rieti	—	Rieti	Pozzaglia Sabino	—	—
1987	Legislative (LH)	Roma-Viterbo-Latina-Frosinone	—	Roma	San Gregorio Da Sassola	—	—
1987	Legislative (LH)	Napoli-Caserta	—	Caserta	Parete	—	—
1987	Legislative (LH)	Benevento-Avellino-Salerno	—	Benevento	Campolattaro	—	—
1983	Legislative (LH)	Catanzaro-Cosenza-Reggio Calabria	—	Catanzaro	Tiriolo	—	—

Continued on next page

Sample Electoral Units

Year	Type	NAME1	NAME2	NAME3	NAME4	Lat.	Lon.
1983	Legislative (LH)	Catanzaro-Cosenza-Reggio Calabria	—	Cosenza	San Lucido	—	—
1983	Legislative (LH)	Pisa-Livorno-Lucca-Massa Carrara	—	Massa Carrara	Aulla	—	—
1983	Legislative (LH)	Torino-Novara-Vercelli	—	Novara	Marano Ticino	—	—
1983	Legislative (LH)	Mantova-Cremona	—	Mantova	Serravalle A Po	—	—
1979	Legislative (LH)	Cuneo-Alessandria-Asti	—	Alessandria	Vignale Monferrato	—	—
1979	Legislative (LH)	Mantova-Cremona	—	Cremona	Gerre De' Caprioli	—	—
1979	Legislative (LH)	Roma-Viterbo-Latina-Frosinone	—	Roma	Gallicano Nel Lazio	—	—
1979	Legislative (LH)	Udine-Belluno-Gorizia-Pordenone	—	Udine	Rivignano	—	—
1979	Legislative (LH)	Torino-Novara-Vercelli	—	Novara	Novara	—	—
1976	Legislative (LH)	Mantova-Cremona	—	Mantova	Marmirolo	—	—
1976	Legislative (LH)	Cagliari-Sassari-Nuoro-Oristano	—	Oristano	Gonnosno'	—	—
1976	Legislative (LH)	Firenze-Pistoia	—	Firenze	Certaldo	—	—
1976	Legislative (LH)	Milano-Pavia	—	Pavia	Montalto Pavese	—	—
1976	Legislative (LH)	Genova-Imperia-La Spezia-Savona	—	Genova	Carasco	—	—
1972	Legislative (LH)	Benevento-Avellino-Salerno	—	Salerno	Pellezzano	—	—
1972	Legislative (LH)	Catania-Messina-Siracusa-Ragusa-Enna	—	Messina	Sant'alessio Siculo	—	—

Continued on next page

Sample Electoral Units

Year	Type	NAME1	NAME2	NAME3	NAME4	Lat.	Lon.
1972	Legislative (LH)	Genova-Imperia-La Spezia-Savona	—	Genova	Gorreto	—	—
1972	Legislative (LH)	Cuneo-Alessandria-Asti	—	Cuneo	Murello	—	—
1972	Legislative (LH)	Cagliari-Sassari-Nuoro	—	Cagliari	Guspini	—	—
1968	Legislative (LH)	Venezia-Treviso	—	Treviso	Ormelle	—	—
1968	Legislative (LH)	Venezia-Treviso	—	Treviso	Zero Branco	—	—
1968	Legislative (LH)	Trento-Bolzano	—	Bolzano	Barbiano	—	—
1968	Legislative (LH)	Ancona-Pesaro-Macerata-Ascoli Piceno	—	Macerata	Muccia	—	—
1968	Legislative (LH)	Catanzaro-Cosenza-Reggio Calabria	—	Cosenza	Cosenza	—	—
1963	Legislative (LH)	Bologna-Ferrara-Ravenna-Forli	—	Forli′	Mondaino	—	—
1963	Legislative (LH)	Cagliari-Sassari-Nuoro-Oristano	—	Cagliari	Sedilo	—	—
1963	Legislative (LH)	Brescia-Bergamo	—	Bergamo	Lovere	—	—
1963	Legislative (LH)	Como-Sondrio-Varese	—	Como	Barzano′	—	—
1963	Legislative (LH)	Roma-Viterbo-Latina-Frosinone	—	Viterbo	Soriano Nel Cimino	—	—
1958	Legislative (LH)	Campobasso	—	Campobasso	Castelpizzuto	—	—
1958	Legislative (LH)	Cuneo-Alessandria-Asti	—	Cuneo	Canale	—	—
1958	Legislative (LH)	Milano-Pavia	—	Pavia	Zenevredo	—	—

Continued on next page

Sample Electoral Units

Year	Type	NAME1	NAME2	NAME3	NAME4	Lat.	Lon.
1958	Legislative (LH)	Brescia-Bergamo	—	Bergamo	San Giovanni Bianco	—	—
1958	Legislative (LH)	Udine-Belluno-Gorizia	—	Udine	Cassacco	—	—
1953	Legislative (LH)	Como-Sondrio-Varese	—	Como	Grandola Ed Uniti	—	—
1953	Legislative (LH)	Roma-Viterbo-Latina-Frosinone	—	Frosinone	Sgurgola	—	—
1953	Legislative (LH)	Ancona-Pesaro-Macerata-Ascoli Piceno	—	Ascoli Piceno	Montefortino	—	—
1953	Legislative (LH)	Perugia-Terni-Rieti	—	Rieti	Rieti	—	—
1953	Legislative (LH)	Torino-Novara-Vercelli	—	Torino	San Didero	—	—
1948	Legislative (LH)	Napoli-Caserta	—	Napoli	Forio	—	—
1948	Legislative (LH)	Mantova-Cremona	—	Cremona	Scandolara Ripa D'oglio	—	—
1948	Legislative (LH)	Brescia-Bergamo	—	Brescia	Incudine	—	—
1948	Legislative (LH)	Ancona-Pesaro-Macerata-Ascoli Piceno	—	Ascoli Piceno	Ascoli Piceno	—	—
1948	Legislative (LH)	Trento-Bolzano	—	Trento	Bocenago	—	—

48.5 Aggregate Election Results

2022 Legislative (lower house)

Party	Party_b	Votes
Centre-Right Coalition	FORZA ITALIA, FRATELLI D'ITALIA CON GIORGIA MELONI, LEGA PER SALVINI PREMIER, NOI MODERATI/LUPI - TOTI - BRUGNARO - UDC	12,303,606
Five Star Movement	MOVIMENTO 5 STELLE	8,481,231
Centre-Left Coalition	+EUROPA, ALLEANZA VERDI E SINISTRA, IMPEGNO CIVICO LUIGI DI MAIO - CENTRO DEMOCRATICO, PARTITO DEMOCRATICO - ITALIA DEMOCRATICA E PROGRESSISTA	7,312,650
Brothers of Italy	FRATELLI D'ITALIA CON GIORGIA MELONI	7,098,555
Democratic Party – Democratic and Progressive Italy	PARTITO DEMOCRATICO - ITALIA DEMOCRATICA E PROGRESSISTA	5,128,861
Action – Italia Viva	AZIONE - ITALIA VIVA - CALENDA	4,252,740
League	LEGA PER SALVINI PREMIER	2,392,976
Forza Italia	FORZA ITALIA	2,218,466
Italexit for Italy	ITALEXIT PER L'ITALIA	1,051,199
Greens and Left Alliance	ALLEANZA VERDI E SINISTRA	972,919
People's Union	UNIONE POPOLARE CON DE MAGISTRIS	783,402
More Europe	+EUROPA	759,872
Sovereign and Popular Italy	ITALIA SOVRANA E POPOLARE	687,164
South calls North	SUD CHIAMA NORD	421,658
Vita	VITA	393,595
Us Moderates	NOI MODERATI/LUPI - TOTI - BRUGNARO - UDC	247,436
South Tyrolean People's Party - Trentino Tyrolean Autonomist Party	SUDTIROLER VOLKSPARTEI (SVP) - PATT	223,102
Civic Commitment	IMPEGNO CIVICO LUIGI DI MAIO - CENTRO DEMOCRATICO	161,624
Us of the Centre - Europeanists	MASTELLA NOI DI CENTRO EUROPEISTI	89,821

Continued on next page

2022 Legislative (lower house)

Party	Party_b	Votes
Centre-Left Coalition	+EUROPA, ALLEANZA VERDI E SINISTRA, IMPEGNO CIVICO LUIGI DI MAIO - CENTRO DEMOCRATICO, MOVIMENTO 5 STELLE, PARTITO DEMOCRATICO - ITALIA DEMOCRATICA E PROGRESSISTA	60,870
Italian Communist Party	PARTITO COMUNISTA ITALIANO	49,342
Animalist Party - UCDL - 10VM	PARTITO ANIMALISTA - UCDL - 10 VOLTE MEGLIO	41,524
Alternative for Italy	ALTERNATIVA PER L'ITALIA - NO GREEN PASS	32,696
Aosta Valley	VALLEE D?AOSTE ? AUTONOMIE PROGRES FEDERALISME	20,763
Centre-Right Coalition	LEGA PER SALVINI PREM.-FORZA IT.-NOI MODERATI-FRAT. D'ITALIA	16,016
Valdostan Renaissance	LA RENAISSANCE VALDOTAINE	6,398
Open Aosta Valley	VALLE D'AOSTA APERTA	5,841
Party of Creative Madness	PARTITO DELLA FOLLIA CREATIVA	2,722
Force of the People	FORZA DEL POPOLO	1,578
Free	FREE	1,564

2018 Legislative (lower house)

Party	Party_b	Votes
Five Star Movement	MOVIMENTO 5 STELLE	20,985,588
Centre-Right Coalition	FORZA ITALIA, FRATELLI D'ITALIA CON GIORGIA MELONI, LEGA, NOI CON L'ITALIA - UDC	12,116,042
Centre-Left Coalition	+EUROPA, CIVICA POPOLARE LORENZIN, ITALIA EUROPA INSIEME, PARTITO DEMOCRATICO	7,276,147

Continued on next page

2018 Legislative (lower house)

Party	Party_b	Votes
Democratic Party	PARTITO DEMOCRATICO	5,888,232
League	LEGA	5,587,858
Forza Italia	FORZA ITALIA	4,498,106
Free and Equal	LIBERI E UGUALI	2,147,512
Brothers of Italy	FRATELLI D'ITALIA CON GIORGIA MELONI	1,398,312
More Europe	+EUROPA	803,621
Power to the People	POTERE AL POPOLO!	723,387
CasaPound	CASAPOUND ITALIA	608,371
The People of Family	IL POPOLO DELLA FAMIGLIA	425,979
Us with Italy - UDC	NOI CON L'ITALIA - UDC	417,702
Italy for the Italians	ITALIA AGLI ITALIANI	245,929
South Tyrolean People's Party - Trentino Tyrolean Autonomist Party	SVP - PATT	223,077
Communist Party	PARTITO COMUNISTA	207,545
Together	ITALIA EUROPA INSIEME	180,980
Popular Civic List	CIVICA POPOLARE LORENZIN	168,269
Centre-Left Coalition	+EUROPA, CIVICA POPOLARE LORENZIN, ITALIA EUROPA INSIEME, PARTITO DEMOCRATICO, SVP - PATT	134,268
Human Value Party	PARTITO VALORE UMANO	93,738
10 Times Better	10 VOLTE MEGLIO	70,263
For a Revolutionary Left	PER UNA SINISTRA RIVOLUZIONARIA	56,502
Italian Republican Party - Liberal Popular Alliance	PARTITO REPUBBLICANO ITALIANO - ALA	39,809
Great North	GRANDE NORD	38,402
Autodeterminatzione	AUTODETERMINATZIONE	37,544
Centre-Right Coalition	FORZA ITALIA, FRATELLI D'ITALIA CON GIORGIA MELONI, LEGA	36,303
People's List for the Constitution	LISTA DEL POPOLO PER LA COSTITUZIONE	19,009
Aosta Valley	PD-UV-UVP-EPAV	14,429
Pact for Autonomy	PATTO PER L'AUTONOMIA	12,950

Continued on next page

2018 Legislative (lower house)

Party	Party_b	Votes
For All	POUR TOUS PER TUTTI PE TCHEUT	12,118
National Bloc for Freedoms	BLOCCO NAZIONALE PER LE LIBERTA'	7,004
Forza Italia - Brothers of Italy - NVdA	FI -FRAT. D'IT. -MOV.NUOVA VALLE D'AOSTA	5,533
SìAmo	SIAMO	2,726
Civic Response	RISPOSTA CIVICA	2,623
10 Times Better - Communist Party	10 VOLTE MEGLIO, PARTITO COMUNISTA	1,617
Renaissance - Moderates in Revolution	RINASCIMENTO MIR	1,362
Italy in the Heart	ITALIA NEL CUORE	1,076

2013 Legislative (lower house)

Party	Party_b	Votes
Five Star Movement	MOVIMENTO 5 STELLE BEPPEGRILLO.IT	8,702,987
Democratic Party	PARTITO DEMOCRATICO	8,644,542
The People of Freedom	IL POPOLO DELLA LIBERTA'	7,332,829
Civic Choice	SCELTA CIVICA CON MONTI PER L'ITALIA	2,824,064
Northern League	LEGA NORD	1,392,537
Left Ecology Freedom	SINISTRA ECOLOGIA LIBERTA'	1,089,562
Civil Revolution	RIVOLUZIONE CIVILE	765,194
Brothers of Italy	FRATELLI D'ITALIA	668,886
Union of the Centre	UNIONE DI CENTRO	609,560
Act to Stop the Decline	FARE PER FERMARE IL DECLINO	381,236
The Right	LA DESTRA	219,671
Democratic Centre	CENTRO DEMOCRATICO	167,071
Future and Freedom	FUTURO E LIBERTA'	159,415

Continued on next page

2013 Legislative (lower house)

Party	Party_b	Votes
Great South - Movement for Autonomy	GRANDE SUD - MPA	148,549
South Tyrolean People's Party	SVP	146,804
Workers' Communist Party	PARTITO COMUNISTA DEI LAVORATORI	89,991
New Force	FORZA NUOVA	89,802
Moderates in Revolution	MIR - MODERATI IN RIVOLUZIONE	81,978
Amnesty Justice Freedom List	LISTA AMNISTIA GIUSTIZIA LIBERTA'	64,713
Pensioners' Party	PARTITO PENSIONATI	54,857
Die Freiheitlichen	DIE FREIHEITLICHEN	48,317
CasaPound	CASAPOUND ITALIA	48,132
Tricolour Flame	FIAMMA TRICOLORE	44,744
I Love Italy	IO AMO L'ITALIA	42,527
Venetian Independence	INDIPENDENZA VENETA	33,274
Italian Liberal Party	LIBERALI PER L'ITALIA - PLI	28,025
Popular Agreement	INTESA POPOLARE	25,632
Sardinian Action Party	PS D'AZ.	18,585
Aosta Valley	VALLEE D'AOSTE	18,376
Progressive Valdostan Union	UNION VALDOTAINE PROGRESSISTE	18,191
Venetian Republic League	LG.VENETA REPUBBLICA	15,838
Autonomy Liberty Democracy	AUTONOMIE LIBERTE' DEMOCRATIE	14,340
Protest Vote	VOTO DI PROTESTA	12,745
Veneto State	VENETO STATO	11,378
Italian Reformists	RIFORMISTI ITALIANI	8,223
Independence for Sardinia	INDIPENDENZA PER LA SARDEGNA	7,598
Italian Republican Party	PRI	7,143
Sardinian Rebirth European Movement	MERIS	5,901
Communist Alternative Party	PARTITO DI ALTERNATIVA COMUNISTA	5,159
The Pirates	I PIRATI	4,557
Project Italy Movement	MOVIMENTO PROGETTO ITALIA - MID	3,967
Free for an Equable Italy	LIBERI PER UNA ITALIA EQUA	3,243
Italian Missinian Refoundation	RIFONDAZIONE MISSINA ITALIANA	3,180
United Populars	POPOLARI UNITI	2,992

Continued on next page

2013 Legislative (lower house)

Party	Party_b	Votes
National Project	PROGETTO NAZIONALE	2,865
Thought and Action Party	MOVIMENTO P.P.A.	1,526
Popular Union	UNIONE POP.	1,515
All Together for Italy	TUTTI INSIEME PER L'ITALIA	1,452
Stems of Italy	STAMINALI D'ITALIA	585
Atheist Democracy	DEMOCRAZIA ATEA	556
Nation Val d'Outa	NATION VAL D'OUTA	145

2008 Legislative (lower house)

Party	Party_b	Votes
The People of Freedom	IL POPOLO DELLA LIBERTA'	13,642,742
Democratic Party	PARTITO DEMOCRATICO	12,092,998
Northern League	LEGA NORD	3,026,844
Union of the Centre	UNIONE DI CENTRO	2,052,601
Italy of Values	DI PIETRO ITALIA DEI VALORI	1,593,675
The Left – The Rainbow	LA SINISTRA L'ARCOBALENO	1,124,418
The Right – Tricolour Flame	LA DESTRA - FIAMMA TRICOLORE	885,229
Movement for Autonomy	MOVIMENTO PER L'AUTONOMIA ALL.PER IL SUD	410,487
Socialist Party	PARTITO SOCIALISTA	355,581
Workers' Communist Party	PARTITO COMUNISTA DEI LAVORATORI	208,394
Critical Left	SINISTRA CRITICA	167,673
South Tyrolean People's Party	SVP	147,666
Association for Defense of Life	ASS.DIFESA DELLA VITA ABORTO?NO,GRAZIE	135,578
For the Common Good	PER IL BENE COMUNE	119,420
New Force	FORZA NUOVA	108,837
Italian Liberal Party	P.LIBERALE ITALIANO	103,760

Continued on next page

2008 Legislative (lower house)

Party	Party_b	Votes
Democratic Union for Consumers	UNIONE DEMOCRATICA PER I CONSUMATORI	91,486
List of Talking Crickets (No Euro - Lega Padana - others)	LISTA DEI GRILLI PARLANTI	66,844
Autonomy Liberty Democracy	AUT.LIB. DEMOCRATIE	63,479
Aosta Valley	VALLEE D'AOSTE	52,468
Venetian Republic League	LG.VENETA REPUBBLICA	31,353
Die Freiheitlichen	DIE FREIHEITLICHEN	28,347
European Movement Disabled Persons	M.E.D.A.	16,449
Sardinian Action Party	PS D'AZ.	14,856
League for Autonomy – Lombard Alliance	LEGA PER L'AUTONOMIA ALL.LOMB. LEGA PENS	14,003
unknown	FI-AN	13,374
Union for South Tyrol	UNION FUR SUD TIROL	12,836
Sardigna Natzione Indipendentzia	SARDIGNA NATZIONE	7,182
Southern League Ausonia	LEGA SUD	4,346
Venetian Agreement	L'INTESA VENETA	2,388
Communist Alternative Party	PARTITO DI ALTERNATIVA COMUNISTA	2,049
The Lotus	IL LOTO	1,799
Social Action	ALTERNATIVA SOCIALE MUSSOLINI	1,587
Aosta Valley League	LEGA NORD V.D'AOSTE	1,566
Pensioners' Party	PARTITO PENSIONATI	1,135
Social Action	AZ.SOCIALE MUSSOLINI	1,066
Thought and Action Party	MOVIMENTO P.P.A.	945
Tricolour Flame	FIAMMA TRICOLORE	430

2006 Legislative (lower house)

Party	Party_b	Votes
The Olive Tree	L'ULIVO	11,929,536
Forza Italia	FORZA ITALIA	9,046,869
National Alliance	ALLEANZA NAZIONALE	4,707,060
Union of Christian and Centre Democrats	UNIONE DI CENTRO	2,580,135
Communist Refoundation Party	RIFONDAZIONE COMUNISTA	2,229,858
Northern League - Movement for Autonomy	LEGA NORD	1,748,034
Rose in the Fist	LA ROSA NEL PUGNO	990,443
Party of Italian Communists	COMUNISTI ITALIANI	884,677
Italy of Values	DI PIETRO ITALIA DEI VALORI	877,092
Federation of the Greens	FEDERAZIONE DEI VERDI	783,931
Union of Democrats for Europe	U.D.EUR POPOLARI	534,440
Pensioners' Party	PARTITO PENSIONATI	333,801
Christian Democracy - Socialist Party	DEM.CRIST.-NUOVO PSI	285,493
Social Alternative	ALTERNATIVA SOCIALE MUSSOLINI	255,438
Tricolour Flame	FIAMMA TRICOLORE	231,182
South Tyrolean People's Party	SVP	182,703
The Socialists	I SOCIALISTI	115,090
North-East Project	PROGETTO NORDEST	92,079
Consumers' List	LISTA CONSUMATORI	73,687
No Euro	NO EURO	58,720
League for Autonomy – Lombard Alliance	ALLEANZA LOMBARDA AUTONOMIA	44,580
United Pensioners	PENSIONATI UNITI	27,818
Veneto Front League	LIGA FRONTE VENETO	22,010
Democratic Ecologists	AMBIENTA-LISTA	17,372
Die Freiheitlichen	DIE FREIHEITLICHEN	17,167
Third Pole	TERZO POLO	16,234
Italian Liberal Party	P.LIBERALE ITALIANO	12,308
Independence Republic of Sardinia	IRS	11,649
Sardigna Natzione Indipendentzia	SARDIGNA NATZIONE	11,000
S.O.S. Italy	S.O.S. ITALIA	6,956
Solidarity	SOLIDARIETA'	5,878

Continued on next page

2006 Legislative (lower house)

Party	Party_b	Votes
Sicilian Democratic Movement - We Sicilians	MOV.DEM.SIC-NOI SIC.	5,176
For the South	PER IL SUD	5,130
Triveneto Movement	MOVIMENTO TRIVENETO	4,518
Christian Dimension	DIMENSIONE CHRISTIANA	2,447
National Right	DESTRA NAZIONALE	1,088
Southern League Ausonia	LEGA SUD	847

2001 Legislative (lower house)

Party	Party_b	Votes
House of Freedoms	CASA DELLE LIBERTA'	16,882,628
The Olive Tree	L'ULIVO	15,961,100
Forza Italia	FORZA ITALIA	10,884,734
Democrats of the Left	DEMOCRATICI SINISTRA	6,152,096
Democracy is Freedom	LA MARGHERITA	5,361,951
National Alliance	ALLEANZA NAZIONALE	4,444,248
Italy of Values	LISTA DI PIETRO	2,922,306
European Democracy	DEMOCRAZIA EUROPEA	2,187,750
Communist Refoundation Party	RIFONDAZIONE COMUNISTA	1,860,892
Northern League	LEGA NORD	1,449,894
Bonino List	PANNELLA-BONINO	1,280,570
White Flower	CCD-CDU	1,191,206
The Sunflower	IL GIRASOLE	801,944
Party of Italian Communists	COMUNISTI ITALIANI	618,071
South Tyrolean People's Party	SVP	373,791
New Italian Socialist Party	NUOVO PSI	362,008
Tricolour Flame	FIAMMA TRICOLORE	263,707
Venetian Front League	LIGA FRONTE VENETO	247,971
South Tyrolean People's Party - The Olive Tree	L'ULIVO, SVP	190,558

Continued on next page

2001 Legislative (lower house)

Party	Party_b	Votes
With Illy for Trieste	CON ILLY PER TRIESTE, L'ULIVO	78,277
House of Freedoms - The Olive Tree	CASA DELLE LIBERTA', L'ULIVO	68,603
Pensioners' Party	PARTITO PENSIONATI	66,257
European Democracy - The Olive Tree	DEMOCRAZIA EUROPEA, L'ULIVO	44,880
Southern Action League	LEGA D'AZIONE MERIDIONALE	43,164
Sardinian Action Party	PS D'AZ-SARD.NATZ.	42,599
National Social Front	FRONTE NAZIONALE	39,512
Sardinian Action Party - Sardigna Natzione	PS D'AZ-SARD.NATZ.	34,345
New Country	PAESE NUOVO	33,348
Autonomist Socialists	SOCIAL.AUTON.	31,508
Greens Greens	VERDI-VERDI	31,471
Abolizione Scorporo	ABOLIZIONE SCORPORO	26,749
La Bassa in the Parliament	LA BASSA IN PARLAM.	26,151
Aosta Valley	VALLEE D'AOSTE	25,577
Amadu List	LISTA AMADU	23,743
European Republicans Movement	REPUBBLICANI EUROPEI	23,583
New Force	FORZA NUOVA	19,829
Buonanno	BUONANNO	19,050
Forza Italia - Northern League	FI-LG NORD (AOSTA)	16,049
Movement of Freedoms	MOVIMENTO DELLE LIBERTA'	15,786
We Sicilians	NOI SICILIANI	13,921
European Populars	POPOLARI EUROPEI	13,446
Movement for the Confederation of the Communists	COMUNISMO	11,972
Camonica Valley - Basta!	LIBDEM.BASTA, VALLE CAMONICA	8,260
People's List	LISTA DEL POPOLO	8,090
Free and Strong	LIBERI E FORTI	7,254
unknown	DEMOCRAZIA EUROPEA, PANNELLA-BONINO	7,160
Alternative List	LISTA ALTERNATIVA	6,612
Third Pole for Autonomy	TERZO POLO AUTONOMIA	6,404
Basta!	LIBDEM.BASTA	6,027
unknown	DEMOCRAZIA EUROPEA, LISTA DI PIETRO	5,729

Continued on next page

2001 Legislative (lower house)

Party	Party_b	Votes
National Alliance (Aosta Valley)	AN (AOSTA)	4,464
Upper Milanese People	POP.ALTO MILANESE	1,408

1996 Legislative (lower house)

Party	Party_b	Votes
Pole for Freedoms	POLO PER LE LIBERTA'	14,989,617
The Olive Tree	L'ULIVO	14,405,788
Democratic Party of the Left	PDS	7,897,032
Northern League	LEGA NORD	7,824,258
Forza Italia	FORZA ITALIA	7,715,394
National Alliance	ALLEANZA NAZIONALE	5,875,584
Communist Refoundation Party	RIFONDAZIONE COMUNISTA	3,233,638
Populars for Prodi (PPI - UD - PRI - SVP)	POP-SVP-PRI-UD-PRODI	2,554,796
Christian Democratic Centre - United Christian Democrats	CCD-CDU	2,190,058
Italian Renewal	RINNOVAMENTO IT-DINI	1,627,272
The Olive Tree - Venetian Autonomy League	L'ULIVO, LEGA AUT.VENETA	998,786
Progressives	PROGRESSISTI (1996)	982,577
Tricolour Flame	MOV.SOC.TRICOLORE	958,591
Federation of the Greens	FEDERAZIONE DEI VERDI	937,690
Pannella-Sgarbi List	PANNELLA-SGARBI	770,820
The Olive Tree - Sardinian Action Party	L'ULIVO, PS D'AZ.	268,165
Socialist Party	SOCIALISTA	194,135
Southern Action League	LEGA D'AZIONE MERIDIONALE	154,625
South Tyrolean People's Party	SVP	151,787
Clean Hands	MANI PULITE	112,929
Union for South Tyrol	UNION FUR SUD TIROL	77,835

Continued on next page

1996 Legislative (lower house)

Party	Party_b	Votes
North-East Union	UNIONE NORD EST	73,618
Sardigna Natzione	SARDIGNA NATZIONE	64,947
We Sicilians - Sicilian National Front	NOI SICILIANI-FNS	60,978
unknown	L'ABETE, PATT	44,827
Humanist Party	PART.UMANISTA	43,293
Renovation	RINNOVAMENTO	42,593
Greens Greens	VERDI-VERDI	38,692
Sardinian Action Party	PS D'AZ.	37,962
Aosta Valley	POUR VALLEE D'AOSTE	37,431
Democracy and Freedom	DEMOCRAZIA-LIBERTA'	33,336
Italian Renaissance Movement	MOV.RIN.IT.	32,989
unknown	COM.TRICOLORE IT., POLO PER LE LIBERTA'	31,498
Pact for the Agro	PATTO PER L'AGRO	31,140
unknown	L'ULIVO, MOV.SOC.TRICOLORE	30,346
unknown	L'ULIVO, LISTA FRANCO GRECO	28,932
Environmentalists	AMBIENTALISTI	27,971
Independent Group Freedom	GR.INDIP.LIBERTA'	26,240
Liberal Federalists	FEDERALISTI LIBERALI	18,042
Social Democracy	DEMOCRAZIA SOCIALE	17,768
Natural Law Party	PART.LEGGE NATURALE	15,799
New Democracy	NUOVA DEMOCRAZIA	13,627
Aosta Valley for the Olive Tree	VALLE D'AOSTA-ULIVO	11,526
New Energies	NUOVE ENERGIE	11,104
Development and Legality	SVILUPPO-LEGALITA'	10,278
For Marche	PER LE MARCHE	9,862
Free North Autonomy	NORD LIBERO AUT.	8,980
Tuscan Autonomist Movement	MOV.AUT.TOSCANO	8,607
Resurgence of the South	RISORGIMENTO DEL SUD	7,334
unknown	COMMERC.ARTIG.UNITI, NO INCENER.A VERRONE, PART.FEDERAL., PIEMONTE NAZ.EUROPA	7,055
Moderates	MODERATI	6,208

Continued on next page

1996 Legislative (lower house)

Party	Party_b	Votes
unknown	AGRICOLTORI UNITI, CASALINGHE FAMIGLIA, COMMERC.ARTIG.UNITI, PART.FEDERAL., PIEMONTE NAZ.EUROPA	5,414
New Ways	VIENUOVE	3,904
Federalist Party	PART.FEDERAL.	3,769
unknown	CASALINGHE FAMIGLIA, COMMERC.ARTIG.UNITI, PART.FEDERAL., PIEMONTE NAZ.EUROPA	3,588
State of Friulu	STATO DEL FRIULI	3,345
Liberist Solidary Alliance	AL.SOLIDAL LIBERISTA	3,249
Ingenuity and Audacity	INGEGNO E AUDACIA	2,688
Venetian Solidarity	SOLIDARIETA' VENETA	2,655
South Pole Movement	MOV.POLO SUD	2,310
Federalist Italian League	LG.IT.FEDERALISTA	2,268
Trieste Women's Pact	PATTO DONNE TRIESTE	2,121
unknown	COMMERC.ARTIG.UNITI, IMMIGRATI BASTA, PART.FEDERAL., PIEMONTE NAZ.EUROPA	1,932
unknown	COMMERC.ARTIG.UNITI, IMMIGRATI BASTA, NORD LIBERO, PIEMONTE NAZ.EUROPA	1,786
unknown	PART.FEDERAL.	1,744
unknown	LG.NAZ.I.F.D.	1,653
unknown	ALL.CEN.LS.RADAELLI	1,531
unknown	ALPI AZZURRE	999
unknown	NI	682

1994 Legislative (lower house)

Party	Party_b	Votes
Progressives	PROGRESSISTI	12,632,971
Pole of Freedoms	CENTRO CRIST.DEM., FORZA ITALIA, LEGA NORD, UNIONE DI CENTRO	8,389,326
Forza Italia	FORZA ITALIA	8,295,851
Democratic Party of the Left	PDS	7,881,974
National Alliance	ALLEANZA NAZIONALE	7,787,954
Pact for Italy	PATTO PER L'ITALIA	5,898,264
Pole of Good Government	ALLEANZA NAZIONALE, CENTRO CRIST.DEM., FORZA ITALIA, POLO LIBERAL DEMOCR., UNIONE DI CENTRO	5,460,533
Italian People's Party	P.POPOLARE ITALIANO	4,286,227
Northern League	LEGA NORD	3,255,331
Communist Refoundation Party	RIFONDAZIONE COMUNISTA	2,346,379
Segni Pact	PATTO SEGNI	1,807,831
Pannella List	LISTA PANNELLA	1,357,042
Federation of the Greens	FEDERAZIONE DEI VERDI	1,048,633
Italian Socialist Party	PSI	915,797
The Network	LA RETE-MOV.DEM.	712,466
Democratic Alliance	ALLEANZA DEMOCRATICA	455,861
Pannella List	LISTA PANNELLA, RIFORMATORI	423,386
South Tyrolean People's Party	SVP	419,985
Pole of Freedoms	CENTRO CRIST.DEM., FORZA ITALIA, POLO LIBERAL DEMOCR., UNIONE DI CENTRO	313,314
Pole of Freedoms	CENTRO CRIST.DEM., FORZA ITALIA, LEGA NORD, RIFORMATORI, UNIONE DI CENTRO	271,632
Pole of Good Government	ALLEANZA NAZIONALE, CENTRO CRIST.DEM., FORZA ITALIA, UNITI UMBRIA	209,392
Pole of Freedoms	CENTRO CRIST.DEM., FORZA ITALIA, UNIONE DI CENTRO	187,447
Social Democracy for Freedoms	SOCIALDEMOCRAZIA	180,718

Continued on next page

1994 Legislative (lower house)

Party	Party_b	Votes
Program Italy	PROGRAMMA ITALIA	151,437
Lombard Alpine League	LEGA ALPINA LUMBARDA	136,411
Forza Italia - Northern League	FORZA ITALIA, LEGA NORD	127,841
Social Democracy	SOCIALDEMOCRAZIA	115,362
Southern Action League	LEGA D'AZIONE MERIDIONALE	106,670
Venetian Autonomy League	LEGA AUT.VENETA	105,345
People's Union	UN.POP.	89,336
other	AUTONOMIA SOCIALISTA, PATTO PER L'ITALIA	85,927
Sardinian Action Party	PS D'AZ.	82,253
other	UNIONE DEM.ITALIANA	77,135
other	SOLID.OCCUPAZ.SVILUP	74,072
Lega Autonomia Veneta	LEGA AUT.VENETA	73,056
other	PROGRAMMA ITALIA	70,457
other	UN.CRIST.RIF.	67,872
other	ALLEANZA NAZIONALE, FORZA ITALIA	65,650
other	PATT	58,986
other	ADA	58,272
Greens Greens	VERDI-VERDI	51,501
Aosta Valley	L.VALLE D'AOSTA	43,700
other	PART.LEGGE NATURALE	42,199
other	MOV.MERIDIONALE	40,324
other	PARTIDU INDIP.	35,127
other	MOV.FED.CALABRIA LIB	34,676
other	RIN.SALENTINA	29,323
other	UN.DEM.RIFORMISTI	28,193
other	RIFORMISTI IRPINI	26,328
other	INIZIATIVA POP.DEM.	24,852
other	SOLID.PROGRESSO	24,708
other	DEM.E SOLIDARIETA'	23,462
other	LISTA FRANCO GRECO	23,021
other	INSIEME PER SVILUPPO	22,787
other	P.POPOLARE ITALIANO, PATTO SEGNI, PRI	21,652

Continued on next page

1994 Legislative (lower house)

Party	Party_b	Votes
other	ALL.POP.	21,634
other	MOV.CRIST.EUROPEO, SOCIALDEMOCRAZIA	20,684
other	MOV.CRIST.DEM.	18,456
other	UNIONE POP.	18,137
other	LEGA AUT.VENETA, PATTO PER L'ITALIA	17,832
other	LA RETE-MOV.DEM., MIRVA, RINASCITA E SARDISMO	17,620
other	ALL.MUNICIPALITA'	17,439
other	DEMOCRAZIA SICILIANA	16,949
other	L'ARCA	16,835
other	MOV.CATTOLICO DEM.	16,672
other	UNIONE DEM.	15,917
other	PATTO SOLIDARIETA'	15,577
other	CENTRO DEMOCRATICO	15,482
other	LG.ANGELA BOSSI	15,260
other	MOV.REP.	15,099
other	LEGA PER IL PIEMONTE	15,062
other	UNIONE MEDITERRANEA	14,677
other	LIBERAL DEM.EUROPEI	14,018
other	ALL.MERIDIONALE	14,006
other	LEGA NORD	13,902
other	CENTRO CRIST.DEM.	13,418
other	MOV.CRIST.VERITAS	12,913
other	RINNOVAMENTO	12,742
other	P.POP.PROGRESSISTA	12,428
other	LIBERALI	11,970
other	PROG.DEM.	11,134
other	RINASCITA SOCIALISTA	10,789
other	INSIEME PER CAMBIARE	10,776
other	LIBERI FORTI UNITI	10,571
other	ALL.PER I CASTELLI	10,408
other	UTOPIA	10,163
other	LA NOSTRA TERRA	9,901

Continued on next page

1994 Legislative (lower house)

Party	Party_b	Votes
other	ALLEANZA JONICA	9,811
other	LEGA PER IL PIEMONTE, UNIONE FEDERALISMO	9,584
other	CAT.SOC.LIB.DEM.	9,464
other	ALLEANZA NAZIONALE, COM.TRICOLORE IT.	9,077
other	MOV.CRIST.DEM., SVILUPPO DEMOCRATICO	8,298
other	INIZIATIVA DEMOCRAT.	8,082
other	MOV.EUR.LIB.CRIST.	7,758
other	RIN.DEMOCRATICO	7,663
other	P.DEM.	7,649
other	AZ.AUTONOM.ARBORENSE	7,389
other	MEDITERRANEO	7,028
other	PER LA CALABRIA	6,597
other	ALL.AVERSANA, LISTA PANNELLA, RIFORMATORI	6,173
other	UN.PER ITALIA MOLISE	6,137
other	INTESA DEMOCRATICA	6,130
other	NUOVA CAPITANATA	5,897
other	P.OGLIASTRA SARC.MAN	5,764
other	SOC.LIB.DEM.POP.	5,270
other	LISTA INSIEME	4,889
other	P.PER LA LIBERTA'	4,887
other	SOLIDARIETA' DEM.	4,656
other	IDEA CITTA', LA SVOLTA	4,466
other	ALL.VESUVIANA	4,216
other	ALL.PROGRAMMA	3,985
other	IMPEGNO DEMOCRATICO	3,897
other	ALBA PROVINCIA, LEGA PER IL PIEMONTE, UNIONE FEDERALISMO	3,842
other	DEMOCRAZIA-LIBERTA'	3,707
other	VERDI FEDERALISTI	3,705
other	LISTA PANNELLA, RIFORMATORI, SI CON SGARBI	3,641

Continued on next page

1994 Legislative (lower house)

Party	Party_b	Votes
other	MOV.LIBERALDEM.SOC.	3,498
other	MASD	3,449
other	MOV.POP.CRIST.	3,352
other	IDEA CITTA'	2,803
other	AUTONOMIA SOCIALISTA	2,720
other	XXV ORA	2,556
other	MOV.GARGANICO	2,450
other	DEM.E RINNOVAMENTO	2,379
other	LEGA PER IL PIEMONTE, OSSOLA LIBERA, UNIONE FEDERALISMO	2,354
other	ALL.POP.RIFORME	2,267
other	VIVA ZAPATA	2,031
other	LEGA ALPINA LUMBARDA	2,012
other	DEMOCRAZIA SOCIALE	1,941
other	ABRUZZO LIB.SOC.	1,553
other	COALIZ.ARCOBALENO, SOCIALDEMOCRAZIA	1,397
other	LA GENTE	1,349
other	PUGLIA NOSTRA	1,341
other	MOV.CRIST.EUROPEO	1,312
other	PRIMAVERA	1,159
other	VIVERE INSIEME	1,111
other	PARTITO DI CENTRO	774

1992 Legislative (lower house)

Party	Party_b	Votes
Christian Democracy	DC	11,639,170
Democratic Party of the Left	PDS	6,320,198
Italian Socialist Party	PSI	5,343,097

Continued on next page

1992 Legislative (lower house)

Party	Party_b	Votes
Northern League	LEGA LOMBARDA	3,395,449
Communist Refoundation Party	RIFONDAZIONE COMUNISTA	2,203,660
Italian Social Movement	MSI-DN	2,106,742
Italian Republican Party	PRI	1,722,296
Italian Liberal Party	PLI	1,121,134
Federation of the Greens	FEDERAZIONE DEI VERDI	1,093,859
Italian Democratic Socialist Party	PSDI	1,064,456
The Network - Democrartic Movement	LA RETE-MOV.DEM.	730,093
Pannella List	LISTA PANNELLA	485,607
Yes Referendum	LISTA REFERENDUM	319,782
Pensioners' Party	PARTITO PENSIONATI	220,541
South Tyrolean People's Party	PPST	198,433
Hunting – Fishing – Environment	CPA	192,778
Federalism–Pensioners Living Men (UV - PSd'Az - SSK - UfS)	FEDERALISMO-PENS.UV.	154,582
Lega Autonomia Veneta	LEGA AUT.VENETA	152,280
Housewives–Pensioners League	LA LEGA CAS-PENS.	133,637
Lega Alpina Lumbarda	LEGA ALPINA LUMBARDA	90,815
Lega Alpina Piemont	LEGA ALPINA PIEMONT	69,682
Southern Action League	LEGA D'AZIONE MERIDIONALE	53,746
Veneto Autonomous Region Movement	MOV.VEN.REG.AUT	49,031
Venice Union	UNION VENETO	48,805
Federalist Greens	VERDI FEDERALISTI	42,624
Aosta Valley	L.VALLE D'AOSTA	41,398
Lega Lombardia Europea Terra Libera	LG.LOMB.EUR.T.LIB.	33,572
Dolchi-Fosson Group	GRUPPO DOLCHI-FOSSON	30,719
League of Leagues	LEGA DELLE LEGHE	27,865
Greens Greens	VERDI-VERDI	25,875
Love Party	PART.AMORE	22,408
Alleanza Lombarda	ALLEANZA LOMBARDA AUTONOMIA	15,057
Independentist Sardinian Party	PARTIDU INDIP.	15,055
Liemont Liber	PIEMONT LIBER	11,254
Political Movement for the Defence of Motorists	MOV.POL.DIF.AUTOMOB.	10,058

Continued on next page

1992 Legislative (lower house)

Party	Party_b	Votes
Lega Marche	LEGA MARCHE	8,035
Lega Lazio	LEGA LAZIO	5,917
Lega Padana Emilia-Romagna	E.ROMAGNA-LG PADANA	5,836
Territorial Development Cooperation	C.S.T.	5,719
Christan Democracy Party	P.CRIST.DEMOCRAZIA	5,039
Tuscan Autonomist Movement	MOV.AUT.TOSCANO	4,395
Southern League of Italy	LEGA MERID.D'IT.	4,053
Europa 2000 Party	PART.EUROPA 2000	3,372
Living Together	VIVERE INSIEME	2,842
Justicialist Party	PART.GIUSTIZIALISTA	2,792
Freedom Movement	MOVIMENTO DELLE LIBERTA'	2,394
European Motorists' Movement	MOV.EUR.AUTOMOB.	2,106
National Protest League	LG.NAZ.PROTESTA	1,448
Renewal	RINNOVAMENTO	1,208
Southern League for National Unity	LG.MERID.UN.NAZ.	464

1987 Legislative (lower house)

Party	Party_b	Votes
Christian Democracy	DC	13,238,731
Italian Communist Party	PCI	10,253,776
Italian Socialist Party	PSI	5,504,155
Italian Social Movement	MSI-DN	2,282,030
Italian Republican Party	PRI	1,429,446
Italian Democratic Socialist Party	PSDI	1,140,742
Radical Party	P.RAD	988,037
Federation of Green Lists	LISTA VERDE	969,274
Italian Liberal Party	PLI	810,151
Proletarian Democracy	DEM.PROL	642,018
Liga Veneta–United Pensioners	LIGA VENETA-PU	298,416

Continued on next page

1987 Legislative (lower house)

Party	Party_b	Votes
South Tyrolean People's Party	PPST	202,010
Lega Lombarda	LEGA LOMBARDA	186,234
Sardinian Action Party	PS D'AZ.	169,974
Piedmontese Autonomist Movement	PIEMONT-AUT.REG.	72,060
Piedmontese Union	PIEMONT	61,698
Hunting – Fishing – Environment	CPA	55,909
Aosta Valley	UV-ADP-PRI	41,700
DC - PCI - PSI - PSDI	DC-PCI-PSI-PSDI	29,935
Popular Alliance	ALL.POP.	25,355
Fiscal Liberation Movement	MOV.LIB.FISCALE	25,043
Pensioners' Alliance	ALL.PENS.	21,338
Italian Green Party - Greens of Europe	P.VERDE I.VER.E.	20,960
Veneto Autonomous Region Movement	MOV.VEN.REG.AUT	18,945
Italian National Movement of Hunters	MOV.NAZ.IT.CACC.	14,786
PNI - Hunting and Fishing	PNI-CACCIA PESCA	14,306
Friuli Movement	MOV.FRIULI	13,207
South Tyrol Party	PART.SUD.TIROL	11,286
Italian Greens - Ecological Party	VERDI IT.-P.ECOL	10,268
Independentist Party	PARTIDU INDIP.	9,955
Humanist Alliance	ALL.UM.	5,609
New People's Party	NPP	5,098
Justice and Freedom	GIUST. E LIB.	4,793
Sicilian Renaissance	PART.NAZ.INQ.	2,952
National Party of Tenants	RINASCITA SIC.	2,951
Movement for the Independence of Trieste	MOV.IND.TLT	2,103

1983 Legislative (lower house)

Party	Party_b	Votes
Christian Democracy	DC	12,151,983
Italian Communist Party	PCI	11,031,440
Italian Socialist Party	PSI	4,222,963
Italian Social Movement	MSI-DN	2,511,206
Italian Republican Party	PRI	1,874,389
Italian Democratic Socialist Party	PSDI	1,508,111
Italian Liberal Party	PLI	1,066,911
Radical Party	P.RAD	809,711
Proletarian Democracy	DEM.PROL	541,978
Pensioners' National Party	PART.NAZ.PENS.	503,426
South Tyrolean People's Party	PPST	184,918
Liga Veneta	LIGA VENETA	125,301
List for Trieste	LISTA PER TRIESTE	92,091
Sardinian Action Party	PS D'AZ.	91,917
Aosta Valley	UV-UVP-D.POP.	28,078
Friuli Movement	MOV.FRIULI	26,190
Trentino Tyrolean People's Party	PPTT	18,655
Pensioners' Defence Union	UN.DIF.PENS.	15,182
Monarchist National Party	PART.MON.NAZ.	13,572
South Tyrol Party	PART.SUD.TIROL	12,270
Union of Pensioners and Retirees of Italy	UN.PEN.PENS.IT.	9,944
Slovene Union	UNIONE SLOVENA	9,433
European Workers' Party	POE	8,070
Struggle List	LISTA DI LOTTA	6,861
Christian Social Action Party	PART.CRIST.AZ.SOC.	6,354
Living Liberation	VIV.LIB.	5,257
Sicilian National Front	FR.NAZ.SIC.	5,228
National Party of Tenants	PART.NAZ.INQ.	4,768
Sardinian Ecological Movement	MOV.ECOL.SARDO	4,263
PLI - PRI - PSDI	PLI-PRI-PSDI	4,239
Movement for the Independence of Trieste	MOV.IND.TLT	2,913
New Left	NUOVA SINISTRA	1,852
Justice and Freedom	GIUST. E LIB.	1,692

Continued on next page

1983 Legislative (lower house)

Party	Party_b	Votes
Popular Christian Movement	MOV.POP.CRIST.	1,606

1979 Legislative (lower house)

Party	Party_b	Votes
Christian Democracy	DC	14,045,206
Italian Communist Party	PCI	11,138,319
Italian Socialist Party	PSI	3,598,705
Italian Social Movement	MSI-DN	1,930,021
Italian Democratic Socialist Party	PSDI	1,407,777
Radical Party	P.RAD	1,264,394
Italian Republican Party	PRI	1,111,532
Italian Liberal Party	PLI	712,403
Proletarian Unity Party	PDUP	513,201
New United Left	NUOVA SIN.UNITA	288,374
National Democracy	DN-CD	229,050
South Tyrolean People's Party	PPST	204,876
List for Trieste	LISTA PER TRIESTE	65,400
Friuli Movement	MOV.FRIULI	35,232
Valdostan Union	UNIONE VALDOSTANA-DEMPROL-PLI	33,250
Unity of the Left	UNITA DELLA SINISTRA	23,909
Sardinian Action Party	PS D'AZ.	18,341
DC - PSDI - PRI	DC-PSDI-PRI	13,442
European Workers' Party	POE	7,519
Italian People's Party	PARTITO POPOLARE ITALIANO	6,557
Sicilian Justice Front	FRONTE GIUST.SIC.	5,104
Christian Social Action Party	PART.CRIST.AZ.SOC.	3,129
Democratic Party	P.DEM.	3,101
Welfare and Civilisation Party	PART.BEN.CIV.	3,043

Continued on next page

1979 Legislative (lower house)

Party	Party_b	Votes
Calabrian People's Party	PART.POP.CALAB.	2,934
Sicilian National Front	FR.NAZ.SIC.	2,725
New People's Party	NPP	2,143
Association for the Enhancement of the Individual	ASS.VAL.IND	2,093
Daisy Flower	FIORE MARGHERITA	2,064
Popular Christian Movement	MOV.POP.CRIST.	1,905
Democratic Left Party	PART.SIN.DEM.	1,552
other	PART.NAZ.PENS.	106
other	DEM.PROL	96
other	MOV.ECOL.SARDO	21
other	GIUST. E LIB.	2

1976 Legislative (lower house)

Party	Party_b	Votes
Christian Democracy	DC	14,213,375
Italian Communist Party	PCI	12,619,736
Italian Socialist Party	PSI	3,541,603
Italian Social Movement	MSI-DN	2,244,321
Italian Democratic Socialist Party	PSDI	1,236,696
Italian Republican Party	PRI	1,134,965
Proletarian Democracy	DEM.PROL	556,006
Italian Liberal Party	PLI	478,497
Radical Party	P.RAD	394,760
South Tyrolean People's Party	PPST	184,324
PCI - PSI - PDUP	PCI-PSI-PDUP	26,743
DC - RV - UV - UVP - PRI	DC-RV-UV-UVP-PRI	24,080
Popular Democrats - Regionalist Movement UVP	DEM.POP-UVP M.REG	20,210

Continued on next page

1976 Legislative (lower house)

Party	Party_b	Votes
New People's Party	NPP	10,904
Slovene Union	UNIONE SLOVENA	8,196
Tyrol Party	TIROL.	7,466
European Workers' Party	POE	5,436
Independence Movement of the Free Territory of Trieste	MOV.IND.TLT	4,547
Democratic Party	P.DEM.	2,795
Democratic Left Party	PART.SIN.DEM.	1,760
Welfare and Civilization Party	PART.BEN.CIV.	1,299

1972 Legislative (lower house)

Party	Party_b	Votes
Christian Democracy	DC	12,913,522
Italian Communist Party	PCI	9,069,992
Italian Socialist Party	PSI	3,208,408
Italian Social Movement	MSI	2,894,647
Italian Democratic Socialist Party	PSDI	1,717,408
Italian Liberal Party	PLI	1,300,106
Italian Republican Party	PRI	954,181
Italian Socialist Party of Proletarian Unity	PSIUP	648,802
il manifesto	MANIFESTO	224,297
South Tyrolean People's Party	PPST	153,674
Workers' Political Movement	MOV.POL.LAV.	120,236
Italian (Marxist–Leninist) Communist Party	PC(MARX-LEN)IT	86,026
UV - DC - RV - PSDI	DC-UV-RV-PSDI	34,083
Popular Democracy	DEM.POP.	28,886
Autonomous Party of Italy's Pensioners	PAPI	15,304

Continued on next page

1972 Legislative (lower house)

Party	Party_b	Votes
Red Star–Socialist Revolution	STELLA ROSSA-R.S.	9,108
Popular Christian Action	AZ.CR.POP.	9,068
National Democratic Renewal	RINN.DEM.NAZ.	5,893
Sicilian Communist Party (Marxist–Leninist)	PCS (MARX.-LEN.)	2,958
Sicilian National Front	FR.NAZ.SIC.	2,884
Union of Democratic Forces	UN.FORZE DEM.	2,191
Farmers' Party	PART.AGRICOLTORI	1,706
Common Man's Front	FR.UOMO QUALUNQUE	1,017

1968 Legislative (lower house)

Party	Party_b	Votes
Christian Democracy	DC	12,439,939
Italian Communist Party	PCI	8,557,077
Unified Socialist Party	PSU	4,604,395
Italian Liberal Party	PLI	1,850,817
Italian Socialist Party of Proletarian Unity	PSIUP	1,414,971
Italian Social Movement	MSI	1,414,201
Italian Republican Party	PRI	626,542
Italian Democratic Party of Monarchist Unity	PDIUM	414,529
South Tyrolean People's Party	PPST	152,991
Social Democracy	SOCIALDEMOCRAZIA	100,323
New Republic	NUOVA REPUBBLICA	63,402
Autonomous Party of Italy's Pensioners	PAPI	41,716
Valdostan Union	UV	31,457
Sardinian Action Party	PS D'AZ.	27,228
National Monarchist Party	PART.MON.NAZ.	18,883

Continued on next page

1968 Legislative (lower house)

Party	Party_b	Votes
Socialist Movement	MOV.SOC.	6,551
Slovene Union	UNIONE SLOVENA	6,142
Socialist Workers' Party	PST.PROG.SOC.	5,740
National Union of Public Health	UN.NAZ.SAL.PUB.	3,697
Technique	RAG.VOL.""T""	3,158
Party of Economic Order	PART.ORD.ECON.	3,013
Democratic Progressive Party	PART.DEM.PROG.	2,208
Farmers' Party	PART.AGRICOLTORI	2,061
Italian Group	RAGGR.ITAL.	1,807
Revolutionary Communist Party	P.COM.RIVOL.	1,798
Radical Party	P.RAD	1,540
Popular Collection	RIS.POP.	1,196
Sacred Idealism World	SACRO IDEAL.MONDO	1,126
Progressive Party U.N.S.I.P.O.	P.PROG.UNSIPO	1,068
National Party of Italian Mutilated and Combatants	PART.NAZ.MUT.COMB.IT	524

1963 Legislative (lower house)

Party	Party_b	Votes
Christian Democracy	DC	11,773,446
Italian Communist Party	PCI	7,767,083
Italian Socialist Party	PSI	4,255,931
Italian Liberal Party	PLI	2,143,706
Italian Democratic Socialist Party	PSDI	1,876,167
Italian Social Movement	MSI	1,570,232
Italian Democratic Party of Monarchist Unity	PDIUM	536,851
Italian Republican Party	PRI	420,210
South Tyrolean People's Party	PPST	135,457

Continued on next page

1963 Legislative (lower house)

Party	Party_b	Votes
Concentration of Rural Unity	CONC.UNITA'RURALE	92,222
Autonomous Party of Italy's Pensioners	PAPI	87,655
Valdostan Union	UV	31,844
Italian Combatant Movement–National Rebirth Front	M.COMB.IT-FR.RIN.NAZ	19,935
Italian Catholic Political Movement	MOV.POL.CATT.IT.	7,220
Christian Social Party	PART.SOC.CRIST.	6,873
National Monarchist Party	PART.MON.NAZ.	6,472
Slovene Unified List	L.UNIT.SLOV.	5,679
Movement for the Independence of the Free Territory of Trieste	MOV.IND.TLT	4,261
National Union of Public Health	UN.NAZ.SAL.PUB.	2,926
Farmers and Employees Movement	MOV.COLT.E SAL.	2,685
Social Renewal	RINN.SOC.	1,750
Italian Popular Movement	MOV.POP.IT.	1,621
National Vanguard	AV.NAZ.	959
Italian Labour Party	PART.LAB.IT.	755

1958 Legislative (lower house)

Party	Party_b	Votes
Christian Democracy	DC	12,519,077
Italian Communist Party	PCI	6,704,349
Italian Socialist Party	PSI	4,206,507
Italian Social Movement	MSI	1,407,633
Italian Democratic Socialist Party	PSDI	1,345,259
Italian Liberal Party	PLI	1,047,039
People's Monarchist Party	P.MONARCHICO POP.	776,912
Monarchist National Party	P.NAZ.MONARCHICO	659,923
Italian Republican Party - Radical Party	PRI-P.RAD.	405,776

Continued on next page

1958 Legislative (lower house)

Party	Party_b	Votes
Community Movement	COMUNITA'	173,128
South Tyrolean People's Party	PPST	135,491
Movement for Piedmontese Regional Autonomy	MOVIM.AUT.REG.-M.A.R.P.	70,579
Valdostan Union	UV	30,596
Catholic National Resurrection Party	P.CAT.RIS.NAZ.CPI	15,928
Autonomous Federation of Italian Social Democrats	FED.AUT.SOCIALDEM.IT	9,332
National Labour Party	P.NAZIONALE LAVORO	7,183
Autonomy Piemont-Villarboito Movement	AUT.PIEMONT-MOV.VIL.	6,955
Union of Trieste	UNIONE TRIESTINA	6,661
Independence Front	FR.DELL'INDIPENDENZA	6,305
Pro-Pensioners Movement	MOV.PRO PENSIONATI	4,985
Italian Soldiers' United Front	FR.UNICO SOLDATO IT.	4,171
European Democratic Concentration	CONC.EUROPEA DEMOC.	4,133
Independent Divorce Movement	MOV.INDIP.DIVORZISTI	3,955
Sicilian Social Party	P.SOC.SICILIANO	3,136
Italian National Movement	MOV.NAZIONALE IT.	1,499
Action-Renewal Movement	MOV.AZIONE-RINNOVAM.	752
Italian Social Economic Movement	MOV.ECONOMICO IT.SOC	571
Italian Party of Borrowers and War Invalids	P.IT.MUT.INV.GUERRA	465

1953 Legislative (lower house)

Party	Party_b	Votes
Christian Democracy	DC	10,862,359
Italian Communist Party	PCI	6,120,867
Italian Socialist Party	PSI	3,441,068

Continued on next page

1953 Legislative (lower house)

Party	Party_b	Votes
Monarchist National Party	P.NAZ.MONARCHICO	1,855,734
Italian Social Movement	MSI	1,582,978
Italian Democratic Socialist Party	PSDI	1,223,107
Italian Liberal Party	PLI	817,463
Italian Republican Party	PRI	438,121
Independent Socialist Union	UN.SOCIAL.INDIP.	225,458
Popular Unity	UNITA'POPOLARE	170,943
South Tyrolean People's Party	PPST	122,792
National Democratic Alliance	ALL.DEMOC.NAZIONALE	120,774
Sardinian Action Party	PS D'AZ.	27,255
Left-Wing Independents	IND.SIN.	21,730
Italian Political Centre	CENTRO POLITICO IT.	14,489
Italian National Monarchist Party	P.MONARCHICO NAZ.IT.	8,068
Monarchist List	LISTA MONARCHICA	6,770
Democratic National Union of Civil Servants	UN.NAZ.DEM.IMP.PUB.	6,537
Italian Nettist Party	P.NETTISTA ITALIANO	4,292
Socialist Radical Party	P.RADICAL SOCIALISTA	3,244
Federated National Party	P.NAZIONALI FEDERATI	2,884
Christian Social Movement	MOV.SOC.CRISTIANO	2,793
Trentino Tyrolean People's Party	PPTT	1,704
Italian Female Movement	M.FEMMINILE IT.	1,689
Militant Christian Party	P.CRIST.MILITANTE	1,468
Italian National Movement	MOV.NAZIONALE IT.	1,253
Italian Social Unitary Party	P.UN.SOCIALE IT.	1,119
National Will Party	P.VOLONTA'NAZIONALE	1,008
Italian Federalist Party	P.FEDERALISTA IT.	834
Garibaldian Antifascist Partisan Movement of Italy	M.GARIB.ANTIF.PART.	733
Universal Existentialist Party	P.ESISTENZIALISTA UN	716
National Union Party	P.UNIONE NAZIONALE	550
Independents	IND	526

1948 Legislative (lower house)

Party	Party_b	Votes
Christian Democracy	DC	12,694,319
Popular Democratic Front	FR.DEMOCR.POPOLARE	8,112,042
Socialist Unity	UNITA' SOCIALISTA	1,852,689
National Bloc	BLOCCO NAZIONALE	1,002,454
Monarchist National Party	P.NAZ.MON.ALL.D.LAV.	728,576
Italian Republican Party	PRI	650,783
Italian Social Movement	MSI	526,089
South Tyrolean People's Party	PPST-PPTT	124,253
Peasants' Party of Italy	P.CONTADINI D'ITALIA	94,742
Social Christian Party	PARTITO CRISTIANO SOCIALE	72,369
Sardinian Action Party	PS D'AZ.	61,928
Nationalist Movement for the Social Democracy	MOV.NAZ.DEM.SOC.	56,096
Federalist Movements' Union	UN.MOV.FEDERALISTI	50,798
Unionist People's Bloc	BLOCCO POP.UNIONISTA	35,585
other	ALTRE LISTE	22,513
Internationalist Communist Party	PC.INTERNAZIONALISTA	20,733
Republican Progressive Democratic Front	FR.DEM.PROG.REPUB.	14,482
National Concentration of United Combatants	CONC.NAZ.COMBAT.UNIT	10,140
Italian Demolabourist Party	P.DEMOLABURISTA IT.	8,133
Independent Peasants' Party	P.INDIPENDENTE CONTADINI	6,733
Independent Democratic Party of Pensioners	P.DEM.IND.PENSIONATI	5,280
National Association of Kindred Missing in War	AS.NAZ.CONG.DIS.GUER	3,707
Homeland and Freedom Party	P.PATRIA E LIBERTA'	3,178
Democratic Front of the Italians	FR.DEGLI ITALIANI	3,003
Rural and Independent Concentration of Aosta Valley	CONC.RUR.IND.AOSTA	2,906
Political Group The Right	GR.POL.LA DESTRA	2,830
Italian Anti-Bolshevik Front	FR.ANTIBOLSCEVICO IT	2,756
Independent Socialist Union	UN.SOCIAL.INDIP.	2,637

Continued on next page

1948 Legislative (lower house)

Party	Party_b	Votes
Italian Popular Grouping	RAGGRUP.POP.ITALIANO	2,191
Maglio	MAGLIO	1,642
Italian Confederation of Free Trade Unions	CONF.IT.LIBERI SIND.	1,531
other	MOV.UNITA'D'IT.	1,524
Single Anti-Communist Front - National Awakening	FR.UN.ANTICOM.RIS.N.	1,444
National Movement Casualties and Damaged by War	M.NAZ.SIN.DAN.GUERRA	1,179
Sardinia League	LEGA SARDA	1,117
Independent Catholic Movement Pax et Justitia	M.CAT.IND.PAX JUSTIT	961
Italian Existentialist Party	P.ESISTENZIALISTA IT	816

48.6 Electoral Geography

0

Electoral Units in 2022 | Geometry Type: Actual | Spatial Units: 7,624 (Years also geocoded at this level: 2001, 2006, 2008, 2013, 2018)

49 Jamaica

49.1 Notes

- Smallest physical unit: Polling Station

49.2 Data Source(s)

- Electoral Commission of Jamaica

49.3 Elections Summary

Elections Summary

Year	Election Type	Data Units	Spatial Units	% Geocoded
2020	Legislative (lower house)	6878	1067	95.8%
2016	Legislative (lower house)	6954	1028	96.2%
2011	Legislative (lower house)	6543	993	96.1%
2007	Legislative (lower house)	6233	939	97.1%

49.4 Sample Electoral Units

Sample Electoral Units

Year	Type	NAME1_imp	NAME2	NAME3	NAME4	Lat.	Lon.
2020	Legislative (LH)	Westmoreland	Savanna-La-Mar	Godfrey Stewart High School	95A	18.223	-78.129
2020	Legislative (LH)	Hanover	Chester Castle	Hervin Martin Premises	21	18.321	-77.970
2020	Legislative (LH)	Saint Andrew	Hughenden	Pembroke Hall Community Centre	56A	18.030	-76.829
2020	Legislative (LH)	Saint Elizabeth	Salt Spring	Farm Primary & Junior High School	66	—	—
2020	Legislative (LH)	Saint Catherine	Linstead	Victoria Primary School	97	18.140	-77.045
2016	Legislative (LH)	Saint Catherine	De La Vega City	Anglican Church Hall	64	17.989	-76.946
2016	Legislative (LH)	Clarendon	Maxfield Park	Kingsway High School	72B	18.110	-77.298
2016	Legislative (LH)	Saint Ann	Alexandria	Clydesdale Primary School	51	18.305	-77.354
2016	Legislative (LH)	Portland	Prospect	Port Antonio Primary School	37	18.176	-76.444
2016	Legislative (LH)	Clarendon	Chapelton	John Austin All Age	6	18.109	-77.300
2011	Legislative (LH)	Clarendon	Westchester	Cumberland High School	59	18.110	-77.298
2011	Legislative (LH)	Saint Andrew	Whitfield Town	Whitfield All Age School	10	17.990	-76.811
2011	Legislative (LH)	Saint Ann	Lime Hall	Chalky Hill Primary School	64A	18.404	-77.164
2011	Legislative (LH)	Manchester	Craighead	Neville Murray's Premises	2	18.110	-77.298
2011	Legislative (LH)	Clarendon	May Pen North	Bucknor Basic School	12	17.967	-77.241
2007	Legislative (LH)	Saint Catherine	Greater Portmore East	Kensington Primary School	112	17.939	-76.903

Continued on next page

Sample Electoral Units

Year	Type	NAME1_imp	NAME2	NAME3	NAME4	Lat.	Lon.
2007	Legislative (LH)	Saint Mary	Oracabessa	Oracabessa High School	109	18.405	-76.942
2007	Legislative (LH)	Saint Mary	Retreat	Emanuel Church Premises	112	18.110	-77.298
2007	Legislative (LH)	Saint Andrew	Harbour View	Harbour View Primary School	88B	17.955	-76.720
2007	Legislative (LH)	Saint Catherine	Red Hill	Cottage Basic Sch.	67A	18.110	-77.298

49.5 Aggregate Election Results

2020 Legislative (lower house)

Party	Votes
Jamaica Labour Party	377,598
People's National Party	303,924
Independent	5,782

2016 Legislative (lower house)

Party	Votes
Jamaica Labour Party	420,859

Continued on next page

2016 Legislative (lower house)

Party	Votes
People's National Party	413,932
Independent	1,209

2011 Legislative (lower house)

Party	Votes
People's National Party	436,920
Jamaica Labour Party	392,205

2007 Legislative (lower house)

Party	Votes
Jamaica Labour Party	390,322
People's National Party	379,679

49.6 Electoral Geography

0

Electoral Units in 2020 | Geometry Type: Thiessen | Spatial Units: 1,067 (Years also geocoded at this level: 2007, 2011, 2016)

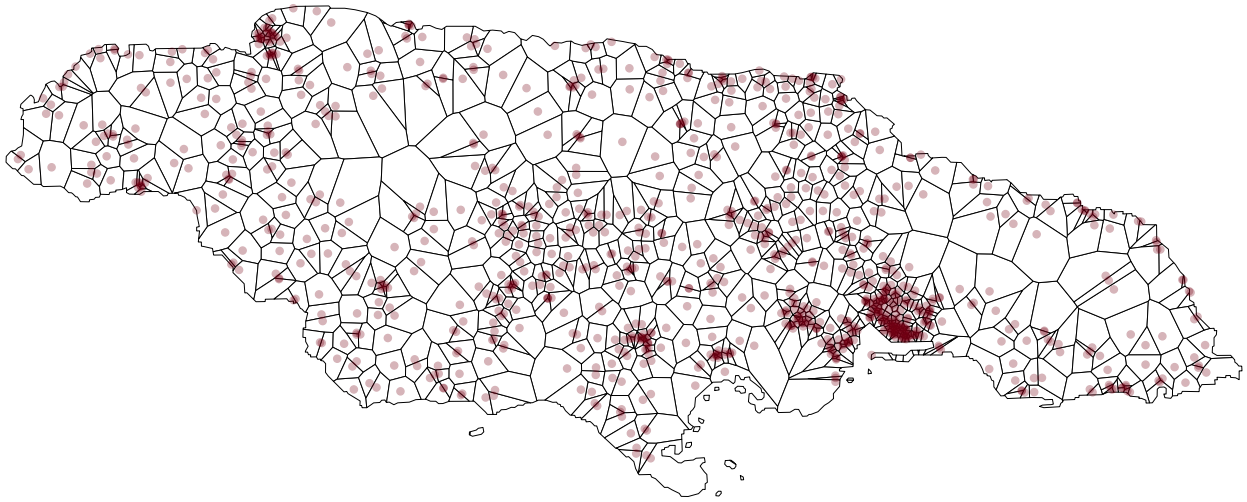

50 Japan

50.1 Notes

- Smallest physical unit: Municipality (市区町村)

50.2 Data Source(s)

- 総務省 (Ministry of Internal Affairs and Communications)

50.3 Elections Summary

Elections Summary

Year	Election Type	Data Units	Spatial Units	% Geocoded
2024	Legislative (lower house)	3991	1889	100.0%
2021	Legislative (lower house)	3991	1889	100.0%
2017	Legislative (lower house)	4040	1890	100.0%
2014	Legislative (lower house)	3966	1888	100.0%
2012	Legislative (lower house)	3989	1889	100.0%
2009	Legislative (lower house)	4105	1950	100.0%

50.4 Sample Electoral Units

Sample Electoral Units

Year	Type	NAME1	NAME1_b	NAME2	NAME2_b	NAME3
2024	Legislative (LH)	東北	Tōhoku	福島県	Fukushima	福島県
2024	Legislative (LH)	四国	Shikoku	高知県	Kōchi	高知県第２区
2024	Legislative (LH)	中部	Chūbu	愛知県	Aichi	愛知県
2024	Legislative (LH)	東北	Tōhoku	福島県	Fukushima	福島県
2024	Legislative (LH)	中部	Chūbu	静岡県	Shizuoka	静岡県
2021	Legislative (LH)	九州	Kyūshū	鹿児島県	Kagoshima	鹿児島県
2021	Legislative (LH)	北海道	Hokkaidō	北海道	Hokkaidō	北海道第１０区
2021	Legislative (LH)	中部	Chūbu	長野県	Nagano	長野県
2021	Legislative (LH)	東北	Tōhoku	岩手県	Iwate	岩手県第３区
2021	Legislative (LH)	東北	Tōhoku	宮城県	Miyagi	宮城県第３区
2017	Legislative (LH)	関西	Kansai	大阪府	Ōsaka	大阪府
2017	Legislative (LH)	九州	Kyūshū	宮崎県	Miyazaki	宮崎県第３区
2017	Legislative (LH)	関西	Kansai	大阪府	Ōsaka	大阪府第 19 区
2017	Legislative (LH)	北海道	Hokkaidō	北海道	Hokkaidō	北海道第１区
2017	Legislative (LH)	関東	Kantō	茨城県	Ibaraki	茨城県第７区
2014	Legislative (LH)	中部	Chūbu	岐阜県	Gifu	岐阜県
2014	Legislative (LH)	中部	Chūbu	長野県	Nagano	長野県第１区

Continued on next page

Sample Electoral Units

Year	Type	NAME1	NAME1_b	NAME2	NAME2_b	NAME3
2014	Legislative (LH)	中部	Chūbu	静岡県	Shizuoka	静岡県第 6 区
2014	Legislative (LH)	九州	Kyūshū	長崎県	Nagasaki	長崎県第 4 区
2014	Legislative (LH)	中部	Chūbu	静岡県	Shizuoka	静岡県第 6 区
2012	Legislative (LH)	四国	Shikoku	徳島県	Tokushima	徳島県
2012	Legislative (LH)	北海道	Hokkaidō	北海道	Hokkaidō	北海道第 11 区
2012	Legislative (LH)	四国	Shikoku	愛媛県	Ehime	愛媛県第 4 区
2012	Legislative (LH)	中部	Chūbu	石川県	Ishikawa	石川県第 2 区
2012	Legislative (LH)	関東	Kantō	東京都	Tōkyō	東京都
2009	Legislative (LH)	東北	Tōhoku	青森県	Aomori	青森県第 2 区
2009	Legislative (LH)	九州	Kyūshū	福岡県	Fukuoka	福岡県
2009	Legislative (LH)	東北	Tōhoku	福島県	Fukushima	福島県第 5 区
2009	Legislative (LH)	九州	Kyūshū	大分県	Ōita	大分県
2009	Legislative (LH)	中国	Chūgoku	広島県	Hiroshima	広島県第 4 区

Sample Electoral Units (continued 2/2)

	NAME4	Lat.	Lon.
	福島市	37.786	140.389
	須崎市	33.412	133.304
	清須市	35.213	136.848
	南会津町	37.137	139.606
	東伊豆町	34.827	139.028
	鹿屋市	31.427	130.867
	北竜町	43.764	141.791
	小谷村	36.826	137.916
	金ケ崎町	39.194	141.018
	丸森町	37.873	140.755
	羽曳野市	34.548	135.606
	三股町	31.731	131.177
	熊取町	34.389	135.364
	札幌市中央区	43.038	141.302
	常総市	36.064	139.964
	安八町	35.337	136.663
	飯山市	36.913	138.383
	下田市	34.709	138.921
	佐々町	33.245	129.656
	東伊豆町	34.827	139.028
	阿南市	33.877	134.606
	大樹町	42.511	143.168
	八幡浜市	33.472	132.431
	白山市	36.276	136.670
	新島村	34.371	139.259
	佐井村	41.353	140.855
	朝倉市	33.417	130.742
	いわき市	37.078	140.786
	玖珠町	33.304	131.161
	熊野町	34.346	132.592

50.5 Aggregate Election Results

2024 Legislative (lower house)

Party	Party_b	Votes
Liberal Democratic Party	自由民主党	47,026,608
Constitutional Democratic Party of Japan	立憲民主党	28,537,948
Japan Innovation Party	日本維新の会	12,686,444
Komeito	公明党	7,987,213
Japanese Communist Party	日本共産党	6,782,351
Democratic Party for the People	国民民主党	3,743,975
Reiwa Shinsengumi	れいわ新選組	2,447,475
Independent	(無所属)	1,744,818
Social Democratic Party	社会民主党	1,310,236
NHK Party	ＮＨＫと裁判してる党 弁護士法７２条違反で	650,857
Independent	(無所属)	400,012
Liberal Democratic Party	自由 民主党	231,169
NHK Party	NHK と裁判してる党 弁護士法７２条違反で	132,884
NHK Party	NHK と裁判してる党 弁護士法 72 条違反で	108,803
Independent	野間 たけし	104,053
Liberal Democratic Party	自由民主党 (前)	102,023
Constitutional Democratic Party of Japan	立憲 民主党	96,197
Liberal Democratic Party	宮内 ひでき	96,023
Liberal Democratic Party	小里 やすひろ	89,110
Independent	(無所属)	87,385
Liberal Democratic Party	(自由民主党)	77,398
Japan Innovation Party	日本維新 の会	75,608
Constitutional Democratic Party of Japan	立憲民主党 (前)	71,958
Independent	(無所属)	66,320
Constitutional Democratic Party of Japan	森本 しんた ろう	49,935

Continued on next page

2024 Legislative (lower house)

Party	Party_b	Votes
Japan Innovation Party	日本維新の会 (新)	48,434
Shiji Seitō Nashi	支持政党なし	46,142
NHK Party	ＮＨＫと裁判してる党弁護士法７２条違反で	42,916
Kibō no Tō	希望の党	40,670
Japan Restoration Party	あべ ひろき	36,998
Japan First Party	日本第一党	33,661
Japanese Communist Party	日本 共産党	23,356
Japan Innovation Party	(日本維新の会)	20,065
Democratic Party for the People	国民 民主党	18,491
Independent	無所属	18,339
Yamato Party	新党やまと	16,970
Reiwa Shinsengumi	れいわ 新選組	16,453
Social Democratic Party	竹うち 信 昭	11,338
New Party Kumori	新党くにもり	10,272
Social Democratic Party	社会 民主党	10,207
本人	本人	8,520
NHK Party	NHK 党	6,892
New Party to Strengthen Corona Countermeasures by Change of Government	政権交代による コロナ対策強化新党	6,620
NHK Party	ＮＨＫ党	4,978
Reform Future Party	改革未来党	3,698
Party for a Successful Japan	日本成功党	1,630

2021 Legislative (lower house)

Party	Party_b	Votes
Liberal Democratic Party	自由民主党	47,026,608
Constitutional Democratic Party of Japan	立憲民主党	28,537,948

Continued on next page

2021 Legislative (lower house)

Party	Party_b	Votes
Japan Innovation Party	日本維新の会	12,686,444
Komeito	公明党	7,987,213
Japanese Communist Party	日本共産党	6,782,351
Democratic Party for the People	国民民主党	3,743,975
Reiwa Shinsengumi	れいわ新選組	2,447,475
Independent	(無所属)	1,744,818
Social Democratic Party	社会民主党	1,310,236
NHK Party	ＮＨＫと裁判してる党 弁護士法７２条違反で	650,857
Independent	(無所属)	400,012
Liberal Democratic Party	自由 民主党	231,169
NHK Party	NHK と裁判してる党 弁護士法７２条違反で	132,884
NHK Party	NHK と裁判してる党 弁護士法 72 条違反で	108,803
Independent	野間 たけし	104,053
Liberal Democratic Party	自由民主党 (前)	102,023
Constitutional Democratic Party of Japan	立憲 民主党	96,197
Liberal Democratic Party	宮内 ひでき	96,023
Liberal Democratic Party	小里 やすひろ	89,110
Independent	(無所属)	87,385
Liberal Democratic Party	(自由民主党)	77,398
Japan Innovation Party	日本維新 の会	75,608
Constitutional Democratic Party of Japan	立憲民主党 (前)	71,958
Independent	(無所属)	66,320
Constitutional Democratic Party of Japan	森本 しんた ろう	49,935
Japan Innovation Party	日本維新の会 (新)	48,434
Shiji Seitō Nashi	支持政党なし	46,142
NHK Party	ＮＨＫと裁判してる党弁護士法７２条違反で	42,916
Kibō no Tō	希望の党	40,670

Continued on next page

2021 Legislative (lower house)

Party	Party_b	Votes
Japan Restoration Party	あべ ひろき	36,998
Japan First Party	日本第一党	33,661
Japanese Communist Party	日本 共産党	23,356
Japan Innovation Party	(日本維新の会)	20,065
Democratic Party for the People	国民 民主党	18,491
Independent	無所属	18,339
Yamato Party	新党やまと	16,970
Reiwa Shinsengumi	れいわ 新選組	16,453
Social Democratic Party	竹うち 信 昭	11,338
New Party Kumori	新党くにもり	10,272
Social Democratic Party	社会 民主党	10,207
本人	本人	8,520
NHK Party	NHK 党	6,892
New Party to Strengthen Corona Countermeasures by Change of Government	政権交代による コロナ対策強化新党	6,620
NHK Party	ＮＨＫ党	4,978
Reform Future Party	改革未来党	3,698
Party for a Successful Japan	日本成功党	1,630

2017 Legislative (lower house)

Party	Party_b	Votes
Liberal Democratic Party	自由民主党	45,314,425
Kibō no Tō	希望の党	21,225,988
Constitutional Democratic Party of Japan	立憲民主党	16,024,460
Japanese Communist Party	日本共産党	9,545,386
Komeito	公明党	7,904,734
Japan Innovation Party	日本維新の会	5,130,921
Independent	(無所属)	2,612,832

Continued on next page

2017 Legislative (lower house)

Party	Party_b	Votes
Social Democratic Party	社会民主党	1,601,994
Independent	(無所属)	1,479,037
Happiness Realization Party	幸福実現党	299,875
Liberal Democratic Party	自由 民主党	234,570
New Party Daichi	新党大地	226,552
Independent	無所属	130,229
Kibō no Tō	希望 の党	128,507
Shiji Seitō Nashi	支持政党なし	125,019
Happiness Realization Party	(幸福実現党)	95,743
Democratic Party of Japan	民主党	92,930
Party for Japanese Kokoro	日本のこころ	85,552
Constitutional Democratic Party of Japan	立憲 民主党	73,806
Happiness Realization Party	(幸福実現党)	59,822
Japan Innovation Party	日本維新	38,398
Japanese Communist Party	日本 共産党	26,540
Assembly for Zero Parliamentary Compensation	(議員報酬ゼロを実現する会)	21,892
Japan Innovation Party	日本維新 の会	20,429
New Party Constitution Article 9	(新党憲法 9 条)	6,655
Social Democratic Party	社会 民主党	6,280
Fair Party	(フェア党)	5,518
Japan New Party	(日本新党)	5,291
Assembly to Make Nagano Prefecture the Best Economy in Japan	(長野県を日本一好景気にする会)	3,784
Happiness Realization Party	幸福 実現党	3,783
Workers Party Aiming for Liberation of Labor	(労働者党)	3,133
Association to Innovate Metropolitan Government	(都政を改革する会)	2,931
Katsuko Inumaru and the Republican Party	(犬丸勝子と共和党)	1,570
World Economic Community Party	(世界経済共同体党)	1,307

2014 Legislative (lower house)

Party	Party_b	Votes
Liberal Democratic Party	自由民主党	42,932,267
Democratic Party of Japan	民主党	21,692,840
Japanese Communist Party	日本共産党	13,069,888
Japan Innovation Party	維新の党	12,648,725
Komeito	公明党	8,079,626
Party for Japanese Kokoro	次世代の党	2,353,603
Social Democratic Party	社会民主党	1,725,949
People's Life Party	生活の党	1,536,175
Independent	(無所属)	1,374,053
Happiness Realization Party	幸福実現党	256,470
Liberal Democratic Party	自由 民主党	188,098
Independent	(無所属)	137,189
Shiji Seitō Nashi	支持政党なし	104,854
Japan Innovation Party	維新 の党	53,620
Japanese Communist Party	日本 共産党	33,244
Genzei Nippon	(減税日本)	32,759
New Renaissance Party	新党改革	16,597
Party for Japanese Kokoro	次世代 の党	8,712
Social Democratic Party	社会 民主党	7,839
People's Life Party	生活 の党	7,121
Future Party	(みらい党)	4,883
Katsuko Inumaru and the Republican Party	(犬丸勝子と共和党)	4,668
Happiness Realization Party	幸福 実現党	3,641
World Economic Community Party	(世界経済共同体党)	1,416

2012 Legislative (lower house)

Party	Party_b	Votes
Liberal Democratic Party	自由民主党	42,010,468

Continued on next page

2012 Legislative (lower house)

Party	Party_b	Votes
Democratic Party of Japan	民主党	23,041,924
Japan Innovation Party	日本維新の会	19,080,023
Japanese Communist Party	日本共産党	8,365,713
Your Party	みんなの党	8,018,428
Komeito	公明党	7,916,650
Tomorrow Party of Japan	日本未来の党	6,389,851
Social Democratic Party	社会民主党	1,855,879
Independent	(無所属)	985,356
New Party Daichi	新党大地	662,452
Happiness Realization Party	幸福実現党	213,313
Liberal Democratic Party	自由 民主党	195,795
People's New Party	国民新党	188,032
Democratic Party of Japan	民 主 党	185,503
New Renaissance Party	新党改革	134,781
Japan Innovation Party	日本維新 の会	124,559
Komeito	公 明 党	85,705
Happiness Realization Party	(幸福実現党)	64,773
New Party Nippon	(新党日本)	62,697
Liberal Democratic Party	(自由民主党)	61,503
Your Party	みんな の党	34,403
Tomorrow Party of Japan	日本未来 の党	26,430
Japanese Communist Party	日本 共産党	23,736
Independent	(無所属)	21,112
21st Century Japan Restoration Party	(二十一世紀日本維新会)	17,711
Social Democratic Party	社会 民主党	16,673
Natural Party	(当たり前党)	7,831
Ainu Party	(アイヌ民族党)	7,495
Happiness Realization Party	幸福 実現党	2,837
Euthanasia Party	(安楽死党)	2,603
Happiness Realization Party	(幸福実現党鹿児島県本部)	1,210
World Economic Community Party	(世界経済共同体党)	1,011

2009 Legislative (lower house)

Party	Party_b	Votes
Democratic Party of Japan	民主党	60,209,966
Liberal Democratic Party	自由民主党	46,319,697
Komeito	公明党	8,422,690
Japanese Communist Party	日本共産党	7,977,642
Social Democratic Party	社会民主党	4,323,315
Your Party	みんなの党	3,620,443
Democratic Party of Japan	民 主 党	2,695,642
People's New Party	国民新党	1,876,100
Independent	(無所属)	1,431,241
Happiness Realization Party	幸福実現党	732,624
New Party Nippon	新党日本	726,533
New Party Daichi	新党大地	433,122
Komeito	公 明 党	413,929
Happiness Realization Party	(幸福実現党)	401,476
Independent	(無所属)	390,331
Constitutional Democratic Party of Japan	立憲民主党	287,050
Liberal Democratic Party	自由 民主党	245,813
Happiness Realization Party	(幸福実現党)	209,193
Kibō no Tō	希望の党	181,015
Independent	無 所 属	129,376
Komeito	公明	94,941
New Renaissance Party	改革クラブ	94,791
Independent	(無所属)	90,715
Independent	無所属	85,353
Social Democratic Party	社民党	47,538
New National Party	国 民 新 党	44,727
Japan Innovation Party	日本維新の会	37,598
Japanese Communist Party	日本 共産党	29,814
People's New Party	国民 新党	29,510
Social Democratic Party	社会 民主党	19,647
Independent	[無所属]	18,390
New Party Nippon	新 党 日 本	15,726
Happiness Realization Party	(幸福実現党)	14,482

Continued on next page

2009 Legislative (lower house)

Party	Party_b	Votes
uncontested	(無投票)	7,609
Essential Party	新党本質	7,399
New Party Nippon	新党 日本	6,135
Happiness Realization Party	幸福 実現党	5,130
Happiness Realization Party	[幸福実現党]	3,586
Forest Sea Party	(森海党)	1,520

50.6 Electoral Geography

0

Electoral Units in 2024 | Geometry Type: Actual | Spatial Units: 1,889 (Years also geocoded at this level: 2009, 2012, 2014, 2017, 2021)

51 Kenya

51.1 Notes

- Smallest physical unit: Polling Station

51.2 Data Source(s)

- Independent Electoral and Boundaries Commission (scraped by Rod Alence)

51.3 Elections Summary

Elections Summary

Year	Election Type	Data Units	Spatial Units	% Geocoded
2022	Presidential	46221	17380	99.6%

51.4 Sample Electoral Units

Sample Electoral Units

Year	Type	NAME1	NAME1_b	NAME2	NAME2_b	NAME3
2022	Presidential	Kisumu	42	Kisumu West	239	West Kisumu
2022	Presidential	Homa Bay	43	Kasipul	245	East Kamagak
2022	Presidential	Meru	12	North Imenti	56	Ntima West
2022	Presidential	Nairobi City	47	Starehe	289	Nairobi Central

Continued on next page

Sample Electoral Units

Year	Type	NAME1	NAME1_b	NAME2	NAME2_b	NAME3
2022	Presidential	Makueni	17	Mbooni	83	Kalawa

Sample Electoral Units (continued 2/2)

NAME3_b	NAME4	NAME4_b	Lat.	Lon.
1194	42239119404302	Ochok Kadongo Primary School	-0.117	34.443
1224	43245122405601	Nyatindo Primary School	-0.501	34.771
278	12056027804502	Kiraria Primary School	0.035	37.639
1439	47289143902806	Kenyatta International Convention Centre Grounds	-1.289	36.823
416	17083041620001	Kaketi Pr. Sch.	-1.648	37.734

51.5 Aggregate Election Results

2022 Presidential

Party	Party_b	Votes
RUTO, William	United Democratic Alliance	7,176,634
ODINGA, Raila	Azimio la Umoja–One Kenya Coalition Party	6,942,053
WAJACKOYAH, George	Roots Party Kenya	61,696
WAIHIGA, David	Agano Party	31,987

51.6 Electoral Geography

0

Electoral Units in 2022 | Geometry Type: Thiessen | Spatial Units: 17,784

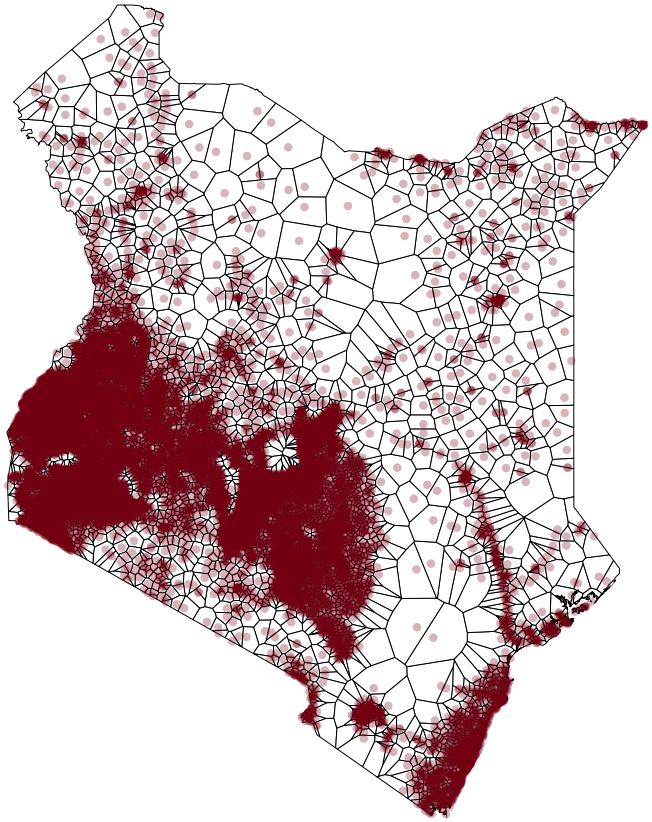

52 Kosovo

52.1 Notes

- Smallest physical unit: Polling Station

52.2 Data Source(s)

- Komisioni Qendror i Zgjedhjeve

52.3 Elections Summary

Elections Summary

Year	Election Type	Data Units	Spatial Units	% Geocoded
2021	Legislative (unicameral)	2185	291	100.0%
2019	Legislative (unicameral)	2819	353	100.0%
2017	Legislative (unicameral)	2490	324	100.0%

52.4 Sample Electoral Units

Sample Electoral Units

Year	Type	NAME1	NAME2	NAME2_b	NAME3	Lat.	Lon.
2021	Legislative (unicameral)	Pejë/Peć	1701C	Shkolla Fillore "Asdreni"	06D	42.571	21.354
2021	Legislative (unicameral)	Prishtinë/Priština/Priştine	1903E	Shkolla "Faik Konica"	02R	42.649	21.164
2021	Legislative (unicameral)	Mitrovicë E Jugut/Južna Mitrovica/Güney Mitroviça	1102X	Shkolla "Abdullah Shabani"	03R	42.917	20.883
2021	Legislative (unicameral)	Prishtinë/Priština/Priştine	1909E	Shkolla "Hasan Prishtina"	08D	42.650	21.161
2021	Legislative (unicameral)	Kamenicë/Kamenica	1001D	Shkolla "Ismail Qemali"	03R	42.585	21.578
2019	Legislative (unicameral)	Lipjan/Lipljan	1329E	Shkolla Fillore "Drita"	02D	42.816	21.131
2019	Legislative (unicameral)	Suharekë/Suva Reka	2414A	Shkolla "V.p. Shkodrani"	03D	42.359	20.825
2019	Legislative (unicameral)	Gllogovc/Glogovac	0323E	Shfmu "Shotë Galica"	01R	42.630	20.779
2019	Legislative (unicameral)	Shtime/Štimlje	BM022	—	002	42.448	21.022
2019	Legislative (unicameral)	Prishtinë/Priština	1917E	Shkolla "Gjergj Fishta"	06R	42.665	21.176
2017	Legislative (unicameral)	Deçan/Dečani	0105C	Shkolla "Bajram Curri"	05D	42.358	20.078
2017	Legislative (unicameral)	Prizren/Prizren	2003A	Shkolla Fillore "Abdyl Frashëri"	05R	42.221	20.729
2017	Legislative (unicameral)	Deçan/Dečani	0101C	Shkolla "Vëllezërit Frashëri"	01R	42.209	20.575
2017	Legislative (unicameral)	Prizren/Prizren	2023A	Shkolla Fillore "Sezai Surroi"	04R	42.233	20.733
2017	Legislative (unicameral)	Ferizaj/Uroševac	2501D	Shkolla "Tefik Çanga"	07R	42.374	21.149

52.5 Aggregate Election Results

2021 Legislative (unicameral)

Party	Party_b	Party_c	Votes
Vetëvendosje	Lëvizja Vetëvendosje!	—	367,271
Democratic Party of Kosovo	Partia Demokratike E Kosovës	PDK	131,863
Democratic League of Kosovo	Lidhja Demokratike E Kosovës	LDK	100,471
Alliance for the Future of Kosovo	Aleanca Për Ardhmërinë E Kosovës	AAK	56,199
Serb List	Srpska Lista	—	19,267
Social Democratic Initiative	Nisma Socialdemokrate	NISMA	13,620
Vakat Coalition	Koalicija Vakat	—	5,062
Turkish Democratic Party of Kosovo	Kosova Demokratik Türk Partisi	KDTP	4,854
New Democratic Initiative of Kosovo	Iniciativa E Re Demokratike E Kosovës	IRDK	2,737
New Democratic Party	Nova Demokratska Stranka	NDS	2,705
Social Democratic Union	Socialdemokratska Unija	SDU	2,384
Egyptian Liberal Party	Partia Liberale Egjiptiane	PLE	2,183
Ashkali Party for Integration	Partia E Ashkalinjëve Për Integrim	PAI	1,800
Unique Gorani Party	Jedinstvena Goranska Partija	JGP	1,691
Democratic Ashkali Party of Kosovo	Partia Demokratike E Ashkanlive Të Kosovës	PDAK	1,668
Our Initiative	Naša Inicijativa	NAŠA	1,251
Movement for Integration	Lëvizja Për Bashkëveprim	LpB	1,117
Romani Initiative	Romani Iniciyativa	RI	1,111
Progressive Movement of Kosovar Roma	Lëvizja Përparimtare E Romëve Të Kosovës	LPRK	1,095
Fjala	Fjala	—	983
United Community	Ujedinjena Zajednica	ADRIJANA HODŽIĆ	958
United Roma Party of Kosovo	Partia Rome E Bashkuar E Kosovës	PREBK	932
Coalition Together	Koalicija Zajeno	—	902
Innovative Turkish Movement Party	Yenilikçi Türk Hareket Partisi	YTHP	867

Continued on next page

2021 Legislative (unicameral)

Party	Party_b	Party_c	Votes
Civic Initiative for Freedom, Justice and Survival	Gi Za Slobodu Pravdu I Opstanak	GI SPO	780
Kosovar New Romani Party	Kosovaki Nevi Romani Partia	KNRP	522
Serbian Democratic Alliance	Srpski Demokratski Savez	SDS	200
Balliste Party	Partia Balliste	PB	117

2019 Legislative (unicameral)

Party	Party_b	Party_c	Votes
Vetëvendosje	Lëvizja Vetëvendosje!	—	221,001
Democratic League of Kosovo	Lidhja Demokratike E Kosovës	—	206,516
Democratic Party of Kosovo	Partia Demokratike E Kosovës	—	178,637
100% Kosovo (AAK - PSD)	Aak-Psd Koalicioni 100% Kosovë	—	96,872
Serb List	Srpska Lista	—	53,861
NISMA - AKR - PD	Nisma Socialdemokrate – Aleanca Kosova E Re – Partia E Drejtësisë	—	42,083
Vakat Coalition	Koalicija Vakat	—	7,075
Turkish Democratic Party of Kosovo	Kosova Demokratik Türk Partisi	—	6,788
Egyptian Liberal Party	Partia Liberale Egjiptiane	—	4,887
New Democratic Party	Nova Demokratska Stranka	—	3,935
Ashkali Party for Integration	Partia E Ashkalinjëve Për Integrim	—	3,113
Fjala	Fjala	—	2,852
Democratic Ashkali Party of Kosovo	Partia Demokratike E Ashkanlive Të Kosovës	—	1,963
Independent Liberal Party	Samostalna Liberalna Stranka	—	1,859
New Democratic Initiative of Kosovo	Iniciativa E Re Demokratike E Kosovës	—	1,755
Euroatlantic Party of Kosovo	Partia Euroatlantike E Kosovës	—	1,173
Unique Gorani Party	Jedinstvena Goranska Partija	—	1,159
United Roma Party of Kosovo	Partia Rome E Bashkuar E Kosovës	—	1,078
Bosniak Party of Democratic Action of Kosovo	Stranka Demokratske Akcije	—	834

Continued on next page

2019 Legislative (unicameral)

Party	Party_b	Party_c	Votes
Party of Kosovo Serbs	Partija Kosovskih Srba	—	816
Civic Initiative of Gora	Graðanska İnicijativa Gore	—	785
Movement for Gora	Pokret Za Gora	—	695
Serb Coalition (Sloboda)	Sloboda	—	672
Indepedents	Esmir Kasi	—	577
Kosovar New Romani Party	Kosovaki Nevi Romani Partia	—	289

2017 Legislative (unicameral)

Party	Party_b	Party_c	Votes
PAN Coalition	Partia Demokratike E Kosovës Aleanca Për Ardhmërinë E Kosovës Nisma Për Kosovën Partia E Drejtësisë Lëvizja Për Bashkim Partia Shqiptare Demokristiane E Kosovës Partia Konservatore E Kosovës Alternativa Demokratike E Kosovës Republikanët E Kosovës Partia E Ballit Partia Socialdemokrate Balli Kombëtar I Kosovës	PDK-AAK-NISMA-PD-LB-PSHDK-PK-ADK-REK-PB-PSD-BKK	245,627
Vetëvendosje	Lëvizja Vetëvendosje!	LV	200,135
LA Coalition	Lidhja Demokratike E Kosovës Aleanca Kosova E Re	LDK-AKR	185,884
Serb List	Građanska Inicijativa Srpska Lista	GiSL	44,499
Fjala	Fjala	FJALA	7,992
Turkish Democratic Party of Kosovo	Kosova Demokratik Türk Partisi	KDTP	7,852
Vakat Coalition	Koalicija Vakat	VAKAT	6,443
New Democratic Party	Nova Demokratska Stranka	NDS	3,652
Independent Liberal Party	Samostalna Liberalna Stranka	SLS	3,540
Democratic Ashkali Party of Kosovo	Partia Demokratike E Ashkanlive Të Kosovës	PDAK	2,425

Continued on next page

2017 Legislative (unicameral)

Party	Party_b	Party_c	Votes
Egyptian Liberal Party	Partia Liberale Egjiptiane	PLE	2,415
Unique Gorani Party	Jedinstvena Goranska Partija	JGP	2,369
Party of Kosovo Serbs - Active	Partija Kosovskih Srba-Aktivna Građanska Inicijativa	PKS	2,126
Ashkali Party for Integration	Partia E Ashkalinjëve Për Integrim	PAI	2,107
Progressive Democratic Party	Progresivna Demokratska Stranka	PDS	1,698
New Democratic Initiative of Kosovo	Iniciativa E Re Demokratike E Kosovës	IRDK	1,521
SDA Coalition	Koalicija Sda	BSDAK	1,355
Turkish Justice Party of Kosovo	Kosova Türk Adalet Partisi	KTAP	1,347
Movement for Gora	Pokret Za Gora	PG	1,020
United Roma Party of Kosovo	Partia Rome E Bashkuar E Kosovës	PREBK	955
Kosovar New Romani Party	Kosovaki Nevi Romani Partia	KNRP	951
Coalition for Gora	Građanska Inicijativa Gore	GIG	813
Partia Demokratike e Unitetit	Partia Demokratike E Unitetit	PDU	478
For a Prosperous Kosovo	Gi. Za Prosperitet Kosova	—	311
Eromendje Alternativa	G I Eromendje Alternativa	—	244
Napredna Snaga Kosova	Napredna Snaga Kosova	NSK	227

52.6 Electoral Geography

0

Electoral Units in 2021 | Geometry Type: Thiessen | Spatial Units: 291 (Years also geocoded at this level: 2017, 2019)

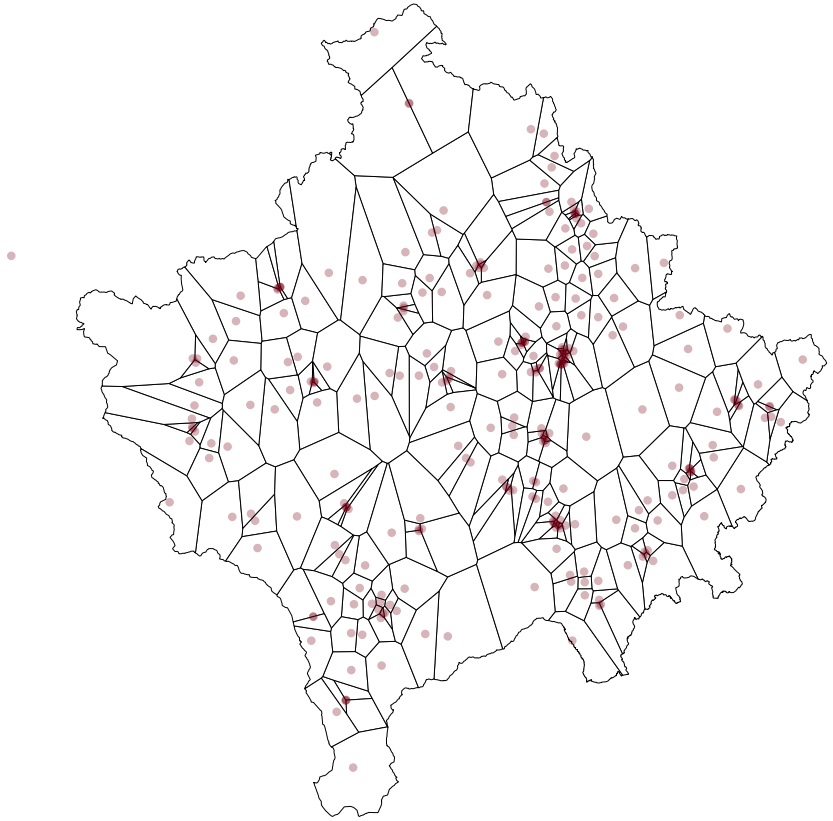

53 Kyrgyzstan

53.1 Notes

- Kyrgyzstan has an ″against all″ vote that is named accordingly in the party column.

53.2 Elections Summary

Elections Summary

Year	Election Type	Data Units	Spatial Units	% Geocoded
2021	Presidential	2474	905	97.0%
2020	Legislative (unicameral)	2475	871	98.2%
2017	Presidential	2375	899	97.4%
2015	Legislative (unicameral)	2367	0	0.0%

53.3 Sample Electoral Units

Sample Electoral Units

Year	Type	NAME1	NAME2	NAME3	NAME3_b	Lat.	Lon.
2021	Presidential	Жалал-Абад области	Базар-Коргон	2377 шайлоо участкасы	Базар-Коргон а., Нур давлетов атындагы №24 ортомектеп, И. Закиров к. н/ж.	40.950	72.829
2021	Presidential	Нарын области	Ат-Башы	4013 шайлоо участкасы	Казыбека., Айылдык клуб, Аманалыкызы Ажар к.,17	41.169	75.810
2021	Presidential	Нарын области	Нарын	4168 шайлоо участкасы	Чет-Нура., Э. Ибраев атындагы айылдык клуб, Т. Абдыкаиров к., 8	41.600	76.317
2021	Presidential	Ысык-Көл области	Жети-Өгүз	3165 шайлоо участкасы	Балтабая., Арстак е уулу Абдылда аты ндагы ортомектеп, А. Осмон к.,25	42.426	78.219
2021	Presidential	Ош области	Кара-Суу	5228 шайлоо участкасы	Падавана., Мадания т Өй Өз, У. Садыков к.,32	40.707	72.879

Continued on next page

Sample Electoral Units

Year	Type	NAME1	NAME2	NAME3	NAME3_b	Lat.	Lon.
2020	Legislative (unicameral)	Жалал-Абад области	Кара-Көл	2252 шайлоо участкасы	Кара-Көл ш., Токтогул Сатылганов атындагы орто мектеп, Масирова к.,1	41.630	72.684
2020	Legislative (unicameral)	Ош	Ош	5914 кошумча шайлоо участкасы	Ош ш., Кеси птик лицей А.Шакирова көч. 80	40.520	72.812
2020	Legislative (unicameral)	Ош области	Алай	5125 шайлоо участкасы	Чий-Талаа а., Абжапаров атындагы орто мектеп	39.978	73.493
2020	Legislative (unicameral)	Чүй области	Сокулук	7218 шайлоо участкасы	Сокулук а.,№2 орто мектеп	42.851	74.294
2020	Legislative (unicameral)	Ош области	Кара-Суу	5445 шайлоо участкасы	Талаа а., С. Нышанбаев атындагы №104 орто мектеп	40.707	72.879
2017	Presidential	Бишкек	Бишкек	1262 шайлоо участкасы	Бишкек ш., И. Арабаев атындагы КМУ, Раззаков к.,51	42.876	74.605

Continued on next page

Sample Electoral Units

Year	Type	NAME1	NAME2	NAME3	NAME3_b	Lat.	Lon.
2017	Presidential	Бишкек	Бишкек	1066 шайлоо участкасы	Бишкек ш., Чо⊠-Арык конушу,№ 58 ортомектеп, Восточный к.,2	42.818	74.567
2017	Presidential	Нарын областы	Нарын	4057 шайлоо участкасы	Жылан-Арыка а., Ж. Сарыкова тын дагы айылдык мадания т⊠й⊠	41.427	75.984
2017	Presidential	Баткен облас ты	Кызыл-Кыя	8166 шайлоо участкасы	Кызыл-Кыя ш., ЖТАУМАК, Кулатов к., н/ж	40.249	72.130
2017	Presidential	Таласобласты	Бакай-Ата	6055 шайлоо участкасы	Мин-Булака., Маданият⊠й⊠, Т. Нусубалиев к.,107	42.484	71.934
2015	Legislative (unicameral)	Жалал-Абад облас ты	Чаткал	2298 АКТАШ	2298 АКТАШ	—	—
2015	Legislative (unicameral)	Баткен облас ты	Лейлек	8185 ЛЕЙЛЕК	—	—	—
2015	Legislative (unicameral)	Жалал-Абад облас ты	Токтогул	2237 КОРГОН АТА	2237 КОРГОН АТА	—	—
2015	Legislative (unicameral)	Ошобласты	Алай	5126 СОПУ-КОРГОН	—	—	—
2015	Legislative (unicameral)	Жалал-Абад облас ты	Сузак	2019 СШКЕН ЖАЕВ	2019 СШКЕН ЖАЕВ	—	—

53.4 Aggregate Election Results

2021 Presidential

Party	Party_b	Party_c	Votes
JAPAROV, Sadyr	Mekenchil	Жапаров Садыр Нургожоевич	1,105,248
MADUMAROV, Adakhan	United Kyrgyzstan	Мадумаров Адахан Кимсанбаевич	94,741
TOLBAYEV, Babur	Independent	Тольбаев Бабыржан Латиханович	32,979
ARSTANBEK, Myktybek	Bir Bol	Арстанбек Мыктыбек	23,583
SEGIZBAEV, Abdil	Independent	Сегизбаев Абдил Кенешевич	20,335
against all	—	БААРЫНА КАРШЫ	18,673
TASHOV, Imamidin	Independent	Ташов Имамидин Асамидинович	16,383
SOORONKULOVA, Klara	Reform	Сооронкулова Клара Сыргакбековна	14,005
KASENOV, Aymen	Independent	Касенов Аймен Абдыталипович	12,684
KOCHKOROV, Ulukbek	New Age	Кочкоров Улукбек Тойчубаевич	9,397
ISAEV, Kanatbek	Kyrgyzstan	Исаев Канатбек Кедейканович	8,038
ABAKIROV, Eldar	Independent	Абакиров Эльдар Курманбекович	6,996
KALMAMATOV, Baktybek	Independent	Калмаматов Бактыбек Орозалиевич	6,893
ASANOV, Kursan	Independent	Асанов Курсан Сатарович	6,885
JEENBEKOV, Ravshan	Independent	Джеенбеков Равшан Табырбекович	2,652
IMANALIEV, Kanybek	Ata-Meken	Иманалиев Каныбек Капашович	2,490
BAIGUTTIEV, Jenishbek	Independent	Байгуттиев Женишбек Сейтбекович	1,337

Continued on next page

2021 Presidential

Party	Party_b	Party_c	Votes
ABDYLDAYEV, Arstanbek	For the People	Абдылдаев Арстанбек Бейшеналиевич	1,157

2020 Legislative (unicameral)

Party	Party_b	Party_c	Votes
Unity	«БИРИМДИК»	—	469,098
Mekenim Kyrgyzstan	«МЕКЕНИМ КЫРГЫЗСТАН»	—	452,971
Kyrzystan	«КЫРГЫЗСТАН»	—	166,861
United Kyrgyzstan	«Б□Т□Н КЫРГЫЗСТАН» саясий партиясы	—	139,736
Mekenchil	«МЕКЕНЧИЛ»	—	132,807
Respublika	РЕСПУБЛИКА	—	111,302
Ata Meken Socialist Party	«АТА МЕКЕН» саясий социалисттик партиясы	—	78,165
Light of Faith	«ЫЙМАН НУРУ»	—	64,715
Bir Bol	«БИР БОЛ»	—	58,389
Great Crusade	«ЧО□ КАЗАТ»	—	44,769
Zamandash	«ЗАМАНДАШ»	—	41,720
Social Democrats	СОЦИАЛ-ДЕМОКРАТТАР	—	41,023
against all	БААРЫНА КАРШЫ	—	34,512
Reform Party	«РЕФОРМА» партиясы	—	31,788
Homeland Accord	«МЕКЕН ЫНТЫМАГЫ»	—	12,021
The Centre	«ОРДО»	—	4,185
Party of Veterans of the Afghan War	«АФГАНИСТАН СОГУШУНУН АРДАГЕРЛЕРИЖАНА УШУЛ СЫЯКТУУ КАГЫШУУЛАРГА КАТЫШКАНДАРДЫН САЯСИЙ ПАРТИЯСЫ»	—	3,288

2017 Presidential

Party	Party_b	Party_c	Votes
JEENBEKOV, Sooronbay	Social Democratic Party	Жээнбеков Сооронбай Шарипович	920,620
BABANOV, Ömürbek	Independent	Бабанов Омурбек Токтогулович	568,665
MADUMAROV, Adakhan	United Kyrgyzstan	Мадумаров Адахан Кимсанбаевич	110,284
SARIYEV, Temir	Akshumkar	Сариев Темир Аргембаевич	43,311
against all	—	БААРЫНА КАРШЫ	12,371
MASADYKOV, Taalatbek	Independent	Масадыков Таалатбек Шамудинович	10,803
KOCHKOROV, Ulukbek	Independent	Кочкоров Улукбек Тойчубаевич	8,498
BEKNAZAROV, Azimbek	Independent	Бекназаров Азимбек Анаркулович	2,743
ABDYLDAYEV, Arstanbek	Independent	Абдылдаев Арстанбек Бейшеналиевич	2,015
MALIYEV, Arslanbek	Independent	Малиев Арсланбек Касымакунович	1,621
ZARLYKOV, Ernis	Independent	Зарлыков Эрнис Зарлыкович	1,554
UMETALIEVA, Toktaiym	Independent	Уметалиева Токтайым Джумаковна	1,473

2015 Legislative (unicameral)

Party	Party_b	Party_c	Votes
Social Democratic Party	СДПК «Кыргызстан Социал-демократиялык партиясы» саясий партиясы	—	430,562
Respublika–Ata Zhurt	«РЕСПУБЛИКА-АТА ЖУРТ» саясий партиясы	—	315,448
Kyrzystan Party	«КЫРГЫЗСТАН» саясий партиясы	—	203,148
Önügüü–Progress	«□НҮГҮҮ-ПРОГРЕСС» саясий партиясы	—	145,961
Bir Bol	«БИР БОЛ» Мамлекеттик биримдик жана мекенчилдик саясий партиясы	—	133,136
Ata Meken Socialist Party	«АТА МЕКЕН» саясий социалистик партиясы	—	122,003
United Kyrgyzstan - Emgek	«БҮТҮН КЫРГЫЗСТАН ЭМГЕК» саясий партиясы	—	96,156
Zamandash	«ЗАМАНДАШ» саясий партиясы	—	42,782
Uluu Kyrgyzstan	«УЛУУ КЫРГЫЗСТАН» саясий партиясы	—	23,582
Ar-Namys	«АР-НАМЫС» саясий партиясы	—	12,488
Meken Yntymagy	«МЕКЕНЫНТЫМАГЫ» саясий партиясы	—	12,446
against all	БААРЫНА КАРШЫ	—	12,284
Congress of the Peoples of Kyrgyzstan	«КЫРГЫЗСТАН ЭЛДЕРИНИН КОНГРЕССИ» саясий партиясы	—	9,473

Continued on next page

2015 Legislative (unicameral)

Party	Party_b	Party_c	Votes
Aalam	«А А Л А М - П А Р Т И Я Л А Р Г А К И Р Б Е Г Е Н Д Е Р Д И Н П А Р Т И Я С Ы» с а я с и й п а р т и я с ы	—	6,321
Azattyk	«А З А Т Т Ы К» Д Е М О К Р А Т И Я Л Ы К П А Р Т И Я С Ы» с а я с и й п а р т и я с ы	—	5,239

53.5 Electoral Geography

0

Electoral Units in 2021 | Geometry Type: Thiessen | Spatial Units: 907 (Years also geocoded at this level: 2017, 2020)



54 Latvia

54.1 Notes

- Regions imputed for non-2018 years using spatial coordinates of polling stations and known region boundaries.
- Smallest physical unit: Polling Station

54.2 Data Source(s)

- Centrālā vēlēšanu komisija

54.3 Elections Summary

Elections Summary

Year	Election Type	Data Units	Spatial Units	% Geocoded
2022	Legislative (unicameral)	1055	797	100.0%
2018	Legislative (unicameral)	1078	856	100.0%
2014	Legislative (unicameral)	1054	812	100.0%

54.4 Sample Electoral Units

Sample Electoral Units

Year	Type	NAME1	NAME2	NAME3	NAME3_b	Lat.	Lon.
2022	Legislative (unicameral)	Zemgale	Jelgavas novads	473	Branku Pakalpojuma Centrs	56.683	23.837
2022	Legislative (unicameral)	Vidzeme	Gulbenes novads	460	Kalnienas Tautas Nams	57.274	26.929
2022	Legislative (unicameral)	Rīga	Rīga	123	Rīgas Juglas Vidusskola	56.982	24.248
2022	Legislative (unicameral)	Rīga	Rīga	144	Rīgas 21. Vidusskola	56.968	24.129
2022	Legislative (unicameral)	Vidzeme	Valmieras novads	926	Kocēnu Kultūras Nams	57.510	25.278
2018	Legislative (unicameral)	Vidzeme	Alūksnes novads	310	310. Mālupes Saieta Nams	57.339	27.233
2018	Legislative (unicameral)	Kurzeme	Ventspils novads	952	952. Zlēku Pagasta Pārvalde	57.123	21.822
2018	Legislative (unicameral)	Latgale	Aglonas novads	714	714. Aglonas Novada Administratīvā Ēka	56.109	27.129
2018	Legislative (unicameral)	Vidzeme	Jūrmala	212	212. Labklājības Pārvalde	56.962	23.608
2018	Legislative (unicameral)	Vidzeme	Mārupes novads	791	791. Jaunmārupes Pamatskola	56.879	23.946
2014	Legislative (unicameral)	Rīga	Rīga	28	Rīgas Anniņmuižas Vidusskola	56.963	24.024
2014	Legislative (unicameral)	Vidzeme	Valkas novads	898	Kārķu Pagasta Pārvalde	57.819	25.619
2014	Legislative (unicameral)	Zemgale	Jēkabpils novads	510	Slates Pagastmāja	56.369	25.888
2014	Legislative (unicameral)	Rīga	Rīga	156	Sia "Rīgas Namu Pārvaldnieks" Iecirknis "Vecmīlgrāvis"	56.978	24.123
2014	Legislative (unicameral)	Latgale	Krāslavas novads	545	Kultūras Nams	56.025	27.434

54.5 Aggregate Election Results

2022 Legislative (unicameral)

Party	Party_b	Votes
New Unity	Jaunā VIENOTĪBA	166,889
Union of Greens and Farmers	Zaļo un Zemnieku savienība	112,188
United List	APVIENOTAIS SARAKSTS - Latvijas Zaļā partija, Latvijas Reģionu Apvienība, Liepājas partija	98,918
National Alliance	Nacionālā apvienība Visu Latvijai!-Tēvzemei un Brīvībai/LNNK	83,140
For Stability!	Politiskā partija Stabilitātei!	60,404
Latvia First	LATVIJA PIRMAJĀ VIETĀ	55,847
The Progressives	PROGRESĪVIE	52,736
Development/For!	Attīstībai/Par!	44,121
Harmony	Saskaņa sociāldemokrātiskā partija	43,277
Latvian Russian Union	Latvijas Krievu savienība	32,626
For Each and Every One	Politiskā partija KATRAM UN KATRAI	31,916
Sovereign Power	SUVERĒNĀ VARA	28,960
The Conservatives	Konservatīvie	27,559
Republic	Politiskā partija Republika	15,705
Force of People's Power	Politiskā partija Tautas varas spēks	10,077
People's Servants for Latvia	TAUTAS KALPI LATVIJAI	8,813
Union for Latvia	Apvienība Latvijai	2,881
United for Latvia	Partija Vienoti Latvijai	1,365
Progressive Christian Party	Kristīgi Progresīvā Partija	1,345

2018 Legislative (unicameral)

Party	Party_b	Votes
Social Democratic Party "Harmony"	"Saskaņa" sociāldemokrātiskā partija	165,065

Continued on next page

2018 Legislative (unicameral)

Party	Party_b	Votes
New Conservative Party	Jaunā konservatīvā partija	110,886
Who Owns the State?	Politiskā partija ″KPV LV″	108,923
Development/For!	Attīstībai/Par!	96,832
National Alliance	Nacionālā apvienība ″Visu Latvijai!″- ″Tēvzemei un Brīvībai/LNNK″	90,501
Union of Greens and Farmers	Zaļo un Zemnieku savienība	82,753
New Unity	Jaunā VIENOTĪBA	53,699
Latvian Association of Regions	Latvijas Reģionu Apvienība	34,396
Latvian Russian Union	″Latvijas Krievu savienība″	26,602
The Progressives	″PROGRESĪVIE″	20,148
For Latvia from the Heart	No sirds Latvijai	6,947
Latvian Nationalists	″Latviešu Nacionālisti″	4,116
For an Alternative	Par Alternatīvu	2,862
SKG Alliance	″LSDSP/KDS/GKL″	1,701
Action Party	Rīcības partija	1,036
Latvian Centrist Party	″Latvijas centriskā partija″	874

2014 Legislative (unicameral)

Party	Party_b	Votes
Social Democratic Party ″Harmony″	″Saskaņa″ sociāldemokrātiskā partija	207,609
Unity	Partija ″VIENOTĪBA″	191,673
Union of Greens and Farmers	Zaļo un Zemnieku savienība	176,270
National Alliance	Nacionālā apvienība ″Visu Latvijai!″- ″Tēvzemei un Brīvībai/LNNK″	146,628
For Latvia from the Heart	No sirds Latvijai	61,657
Latvian Association of Regions	Latvijas Reģionu Apvienība	56,748
Latvian Russian Union	″Latvijas Krievu savienība″	14,177
United for Latvia	Partija ″Vienoti Latvijai″	10,558
For Latvia's Development	″Latvijas attīstībai″	7,970

Continued on next page

2014 Legislative (unicameral)

Party	Party_b	Votes
New Conservative Party	Jaunā konservatīvā partija	6,129
Freedom. Free from Fear, Hate and Anger	Partija "Brīvība. Brīvs no bailēm, naida un dusmām"	1,693
Izaugsme	"POLITISKĀ PARTIJA IZAUGSME"	1,484
Sovereignty	"SUVERENITĀTE"	1,001

54.6 Electoral Geography

0

Electoral Units in 2022 | Geometry Type: Thiessen | Spatial Units: 797 (Years also geocoded at this level: 2014, 2018)

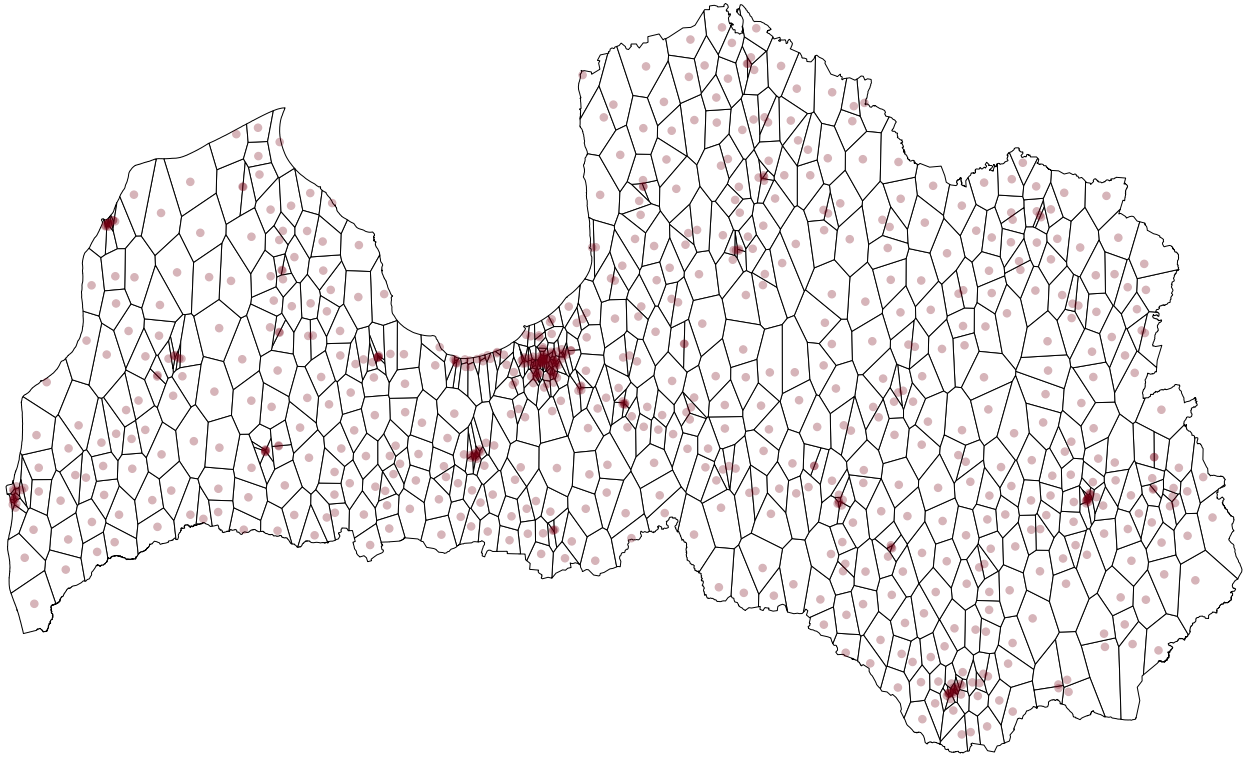

55 Lebanon

55.1 Notes

- "Abroad" special type inferred using place names in NAME3, some of which are locations definitively outside Lebanon.
- Smallest physical unit: Polling Station

55.2 Data Source(s)

- موقع وزارة الداخلية والبلديات اللبنانية (Ministry of Interior and Municipalities)

55.3 Elections Summary

Elections Summary

Year	Election Type	Data Units	Spatial Units	% Geocoded
2022	Legislative (unicameral)	12001	0	0.0%
2018	Legislative (unicameral)	9607	1404	99.9%

55.4 Sample Electoral Units

Sample Electoral Units

Year	Type	NAME1	NAME2	NAME3	NAME4	Lat.	Lon.
2022	Legislative (unicameral)	mount_lebanon_1	jbeil	السا	المدرسة الرسمية - غرفة رقم 5	—	—
2022	Legislative (unicameral)	north_lebanon_3	zgharta	دارياي	قاعة كنيسة سيدة دارياي - غرفة رقم 1	—	—
2022	Legislative (unicameral)	south_lebanon_3	marjeyoun_has-baya	ميس الجبل جنوبي	المدرسة المتوسطة(الابتدائية ساباقا-) غرفة رقم 1	—	—
2022	Legislative (unicameral)	mount_lebanon_3	baabda	حارة الست	دار البلدية - غرفة رقم 1	—	—
2022	Legislative (unicameral)	beqaa_3	baalbek_hermel	بدنايل	متوسطة بدنايل الرسمية (المعروفة باسم متوسطة سليم حيدر الرسمية-) غرفة رقم 2	—	—
2018	Legislative (unicameral)	Beqaa 2	Westbeqaa Rachaya	غزه	التكميلية الرسمية - غرفة رقم 2	33.668	35.828
2018	Legislative (unicameral)	South Lebanon 1	Saida	صيدا حي الوسطاني	متوسطة الشهيد معروف سعد - غرفة رقم 4	33.573	35.381
2018	Legislative (unicameral)	South Lebanon 3	Marjeyoun Has-baya	الجديدة حي القلعة	المدرسة المتوسطة الرسمية - غرفة رقم 6	33.272	35.203

Continued on next page

Sample Electoral Units

Year	Type	NAME1	NAME2	NAME3	NAME4	Lat.	Lon.
2018	Legislative (unicameral)	Beqaa 3	Baalbek Hermel	الريش حي الغربي	مدرسة بعلبك المتوسطة المختلطة الرسمية (تجمع المدارس) - غرفة رقم 8	34.005	36.211
2018	Legislative (unicameral)	North Lebanon 3	Zgharta	رشعين	المدرسة الرسمية - غرفة رقم 2	34.398	35.922

55.5 Aggregate Election Results

2022 Legislative (unicameral)

Party	Party_b	Votes
Hope and Loyalty	الأمل والوفاء	322,363
Partnership and Will	الشراكة والأرادة	77,381
National Moderation	لائحة الاعتدال الوطني	41,491
Akkar First	عكار اولا	40,873
Mountain List	لائحة الجبل	39,737
Unity of Beirut	وحدة بيروت	34,850
United for Change	توحدنا للتغيير	34,041
We Were and Will Stay	كنا ورح نبقى	32,691
National Accordance	لائحة الوفاق الوطني	32,641
Strong Republic Pulse	نبض الجمهورية القوية	32,553
Nation's Rescue	إنقاذ وطن	27,820

Continued on next page

2022 Legislative (unicameral)

Party	Party_b	Votes
Popular Will	الارادة الشعبية	27,785
Best Tomorrow	الغد الأفضل	27,281
Lebanon for Us	لبنان لنا	27,192
Zahle the Message	زحلة الرسالة	26,944
Sovereignty and Decision	بعبدا السيادة والقرار	26,698
Together Towards Change	معاً نحو التغيير	25,763
Beirut Change	بيروت التغيير	25,585
With You We Can till the End	معكم فينا للآخر	25,223
North Unity	لائحة وحدة الشمال	24,937
Nation's Shout	صرخة وطن	23,110
Zahle the Sovereignty	زحلة السيادة	22,644
Building the State	بناء الدولة	21,479
Metn of Change	متن التغيير	20,391
North of Confrontation	شمال المواجهة	20,006
This is Beirut	هيدي بيروت	19,563
We Were and Will Stay for Metn	كنا ورح نبقى للمتن	19,223
Metn of Freedom	متن الحرية	18,751
Beirut Requires a Heart	بيروت بدها قلب	18,370
We Vote for Change	ننتخب للتغيير	17,864
National Independent Decision	القرار الوطني المستقل	17,329
Beirut Confronts	بيروت تواجه	16,501
Real Change	التغيير الحقيقي	16,408
For the People	للناس	15,919
Together Stronger	معاً اقوى	15,637
We Are Staying Here	رح نبقى هون	15,330
Independent Sovereignists	سياديون مستقلون	14,944
The Heart of Independent Lebanon	قلب لبنان المستقل	14,666
Loyalty to Akkar	الوفاء لعكار	13,463
Akkar the Change	عكار التغيير	13,226
For Beirut	لبيروت	12,373
Our Unity in Saida and Jezzine	وحدتنا في صيدا - جزين	12,346
Popular Bloc	الكتلة الشعبية	11,874
Rising Up for Akkar	النهوض لعكار	11,724
Uprise... for Sovereignty and Justice	انتفض .. للسيادة للعدالة	11,586

Continued on next page

2022 Legislative (unicameral)

Party	Party_b	Votes
Beirut, We Are for Her	بيروت، نحن لها	11,525
Moderation is Our Force	الاعتدال قوتنا	11,432
Freedom is a Decision	الحرية قرار	10,881
Our North	شمالنا	10,841
Lebanon the Sovereignty	لبنان السيادة	10,391
Baabda the Change	بعبدا التغيير	10,324
We Were and Will Stay for Beirut	كنا ورح تبقى لبيروت	10,214
Our Plans and the Mountains	لائحة سهلنا و الجبل	9,768
We Are Able	قادرين	9,655
Together for Saida and Jezzine	معا لصيدا وجزين	9,226
Towards Statehood	نحو الدولة	8,626
Together for Change	معاً للتغيير	8,275
Zahle Uprises	زحلة تنتفض	6,730
Embracing State	الدولة الحاضنة	6,455
Nation's Sovereignty	سيادة وطن	5,938
Coalition for Change	ائتلاف التغيير	5,053
The Free Decision	القرار الحر	4,596
Our Bekaa First	بقاعنا اولا	4,568
Baabda Uprises	بعبدا تنتفض	4,246
We Are the Change	نحن التغيير	3,903
Your Voice is Revolution	صوتك ثورة	3,270
Third Republic	الجمهورية الثالثة	3,071
Independents against Corruption	مستقلون ضد الفساد	2,746
Towards Citizenship	نحو المواطنة	2,629
To Preserve Beirut	لتبقى بيروت	2,298
We Are the Change	نحنا التغيير	1,935
The Change	التغيير	1,382
Akkar Uprises	عكار - تنتفض	1,277
Stability and Development	الإستقرار والإنماء	1,262
We Are Able to Face	قادرين نواجه	1,009
Voice of the South	صوت الجنوب	871
We Are Able to Change	قادرين تغيّر	713
Dawn of Change	فجر التغيير	656
Sovereignists Metnists	متنيون سياديون	584
The Mountain Uprises	الجبل ينتفض	444

Continued on next page

2022 Legislative (unicameral)

Party	Party_b	Votes
Together We Can	معاً نستطيع	383
Talk and Action	القول والفعل	306
Voice of Change	صوت التغيير	277
Yes to Beirut	نعم لبيروت	237
Wake Your Voice	وعي صوتك	193
Towards Change	نحو التغيير	84
Youth's Ambition	طموح الشباب	75

2018 Legislative (unicameral)

Party	Party_b	Votes
Hope and Loyalty	الأمل والوفاء	460,419
Reconciliation	المصالحة	96,096
Future for Akkar	المستقبل لعكار	75,510
Future for Beirut	المستقبل لبيروت	61,916
Strong Lebanon	لبنان القوي	53,311
The Future for the North	المستقبل للشمال	51,221
Unity of Beirut	وحدة بيروت	44,886
Determination	العزم	41,607
National Accord	الوفاق الوطني	39,763
Together for the North and Lebanon	معاً للشمال ولبنان	39,022
Mountain Pledge	ضمانة الجبل	37,944
Strong Metn	المتن القوي	37,571
We Are All Patriots	كلنا وطني	36,988
Zahle for Everyone	زحلة للكل	35,684
Dignity and Development	الكرامة والانماء	34,926
Strong Republic Pulse	نبض الجمهورية القوية	34,510
Strong Akkar	عكار القوية	33,774
Better Tomorrow	الغد الأفضل	31,901

Continued on next page

2018 Legislative (unicameral)

Party	Party_b	Votes
Future for West Bekaa and Rashaya	المستقبل للبقاع الغربي وراشيا	31,040
Strong North	الشمال القوي	30,846
National Dignity	الكرامة الوطنية	28,398
Definite Change	التغيير الأكيد	26,105
Baabda Unity and Development	وحدة وانماء بعبدا	25,431
Zahle Choice and Decision	زحلة الخيار والقرار	23,392
For Everyone	لكل الناس	21,799
Saida and Jezzine Together	صيدا وجزين معاً	19,543
Metn Pulse	نبض المتن	18,551
Decision is Ours	عنا القرار	18,302
Zahle Our Cause	زحلة قضيتنا	17,774
Strong Beirut One	بيروت الاولى القوية	17,491
The South Deserves	الجنوب يستحق	16,698
Integrity and Dignity	التكامل والكرامة	16,209
Beirut One	بيروت الاولى	16,147
Lebanon is Worthy	لبنان حرزان	15,503
Decision for Akkar	القرار لعكار	14,303
Lebanon Sovereignty	لبنان السيادة	14,094
Metn Loyalty	الوفاء المتنية	13,658
National Unity	الوحدة الوطنية	12,650
Metn Heart of Lebanon	المتن قلب لبنان	12,553
National Solidarity	التضامن الوطني	12,399
Together Towards Change	معا نحو التغيير	11,046
Popular Bloc	الكتلة الشعبية	10,712
Beirut The Homeland	بيروت الوطن	7,350
Power of Change	قدرة التغيير	5,873
We Are All Beirut	كلنا بيروت	5,805
A Vote for Change	صوت واحد للتغيير	5,769
Together for Baabda	سوا لبعبدا	5,593
The Independent	المستقلة	5,329
Free Decision	القرار الحر	5,298
Enough Talking	شبعنا حكي	4,463
Independent Decision	القرار المستقل	4,088

Continued on next page

2018 Legislative (unicameral)

Party	Party_b	Votes
Development and Change	الأنماء و التغيير	4,003
People's Decision	قرار الشعب	3,948
Civic	مدنية	2,756
Akkar's Decision	قرار عكار	1,991
Civil Society	المجتمع المدني	1,376
People's Voice	صوت الناس	1,280
We Are Beirut	نحنا بيروت	1,234
Dignity of Beirut	كرامة بيروت	955
We Can Change	فينا نغير	634
Beirutis Opposition	المعارضة البيروتية	524
National Cedars	الأرز الوطني	486
Women of Akkar	نساء عكار	458
Independent Civil Society	المجتمع المدني المستقل	421
Independent Beirutis	البيارتة المستقلين	383
Loyalty to Beirut	الوفاء لبيروت	92

55.6 Electoral Geography

0

Electoral Units in 2018 | Geometry Type: Thiessen | Spatial Units: 1,404

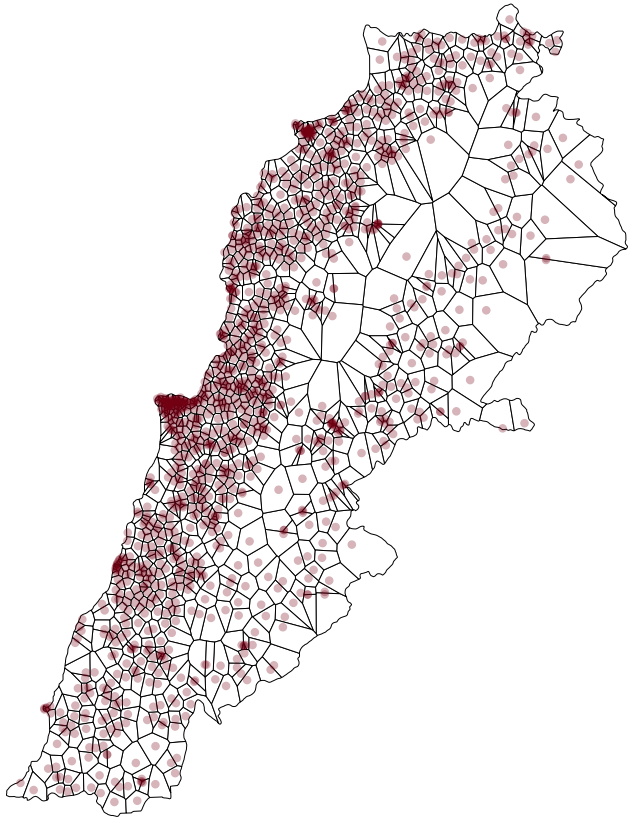

56 Lesotho

56.1 Notes

- Smallest physical unit: Parliamentary Constituency

56.2 Data Source(s)

- Independent Electoral Commission

56.3 Elections Summary

Elections Summary

Year	Election Type	Data Units	Spatial Units	% Geocoded
2022	Legislative (lower house)	78	10	100.0%
2017	Legislative (lower house)	79	10	100.0%

56.4 Sample Electoral Units

Sample Electoral Units

Year	Type	NAME1	NAME2	Lat.	Lon.
2022	Legislative (LH)	Maseru	Majoe-A-Lits'oene	-29.582	27.823

Continued on next page

Sample Electoral Units

Year	Type	NAME1	NAME2	Lat.	Lon.
2022	Legislative (LH)	Mafeteng	Thaba-Phechela	-29.790	27.443
2022	Legislative (LH)	Berea	Khubetsoana	-29.196	27.917
2022	Legislative (LH)	Mokhotlong	Mokhotlong	-29.216	29.022
2022	Legislative (LH)	Berea	Mabote	-29.196	27.917
2017	Legislative (LH)	Berea	Bela-Bela	-29.196	27.917
2017	Legislative (LH)	Maseru	Thaba-Bosiu	-29.582	27.823
2017	Legislative (LH)	Maseru	Thaba-Putsoa	-29.582	27.823
2017	Legislative (LH)	Berea	‘Makhoroana	-29.196	27.917
2017	Legislative (LH)	Mokhotlong	Malingoaneng	-29.216	29.022

56.5 Aggregate Election Results

2022 Legislative (lower house)

Party	Votes
Revolution for Prosperity	193,555
Democratic Congress	126,504

Continued on next page

2022 Legislative (lower house)

Party	Votes
All Basotho Convention	36,629
Basotho Action Party	28,334
Alliance of Democrats	20,704
Movement for Economic Change	16,951
Lesotho Congress for Democracy	11,957
Socialist Revolutionaries	10,593
Basotho National Party	7,243
Popular Front for Democracy	4,530
Mpulule Political Summit	4,413
Basotho Covenant Movement	3,910
National Independent Party	3,670
HOPE – Mphatlalatsane	3,631
Basotho Patriotic Party	3,012
United for Change	2,844
Lesotho People's Congress	2,036
Alliance for Free Movement	1,940
Basutoland Congress Party	1,894
Reformed Congress of Lesotho	1,754
Marematlou Freedom Party	1,707
Basotho Liberation Movement	1,488
Independent	1,397
Basotho Democratic National Party	1,160
Basotoland Democratic Congress	1,142
Lesotho Economic Freedom Fighters	1,136
Basotho Economic Enrichment	977
Basutoland Total Liberation Congress	827
Kopanang Basotho	815
African Unity Movement	736
Your Opportunity And Network Alliance	706
—	628
Lekhotla La Mekhoa Le Meetlo	563
Basotho Social Party	552
Metsi And Natural Resource Party	512
Basotho Poverty Solutions Party	469

Continued on next page

2022 Legislative (lower house)

Party	Votes
Development Party for All	459
Bahlabani Ba Tokoloho Movement	457
Basutoland African National Congress	446
Revolutionary Alliance of Democracy	429
African Ark	344
Basotho Council for Economic Freedom	293
Empowerment Movement for Basotho	274
Basotho Redevelopment Party	259
Mookoli Theocratic Front	242
Yearn for Economic Sustainability	213
Allies for Patriotic Change	195
Community Freedom Movement	185
Tsebe Social Democrats	128
Prayer Shawl And Light	115
Cry Not Child	59
Basotho Thabeng Ea Sinai	14

2017 Legislative (lower house)

Party	Votes
All Basotho Convention	232,957
Democratic Congress	147,804
Lesotho Congress for Democracy	52,052
Alliance of Democrats	42,101
Movement for Economic Change	29,093
Basotho National Party	23,340
Popular Front for Democracy	13,143
National Independent Party	6,310
Reformed Congress of Lesotho	4,005
Basutoland Congress Party	3,412

Continued on next page

2017 Legislative (lower house)

Party	Votes
Democratic Party of Lesotho	2,768
—	2,742
Marematlou Freedom Party	2,729
Lesotho People's Congress	2,335
Basotho Democratic National Party	1,818
Lesotho Workers' Party	1,678
Independent	1,621
Areka Ea Baena	1,393
Lekhotla La Mekhoa Le Meetlo	1,012
True Reconciliation Unity	817
Basutoland African National Congress	684
Tsebe Social Democrats	402
Community Freedom Movement	322
Basotho Thabeng Ea Sinai	267
All Democratic Cooperation	170
African Unity Movement	78

56.6 Electoral Geography

1

Electoral Units in 2022 | Geometry Type: Actual | Spatial Units: 10 (Years also geocoded at this level: 2017)

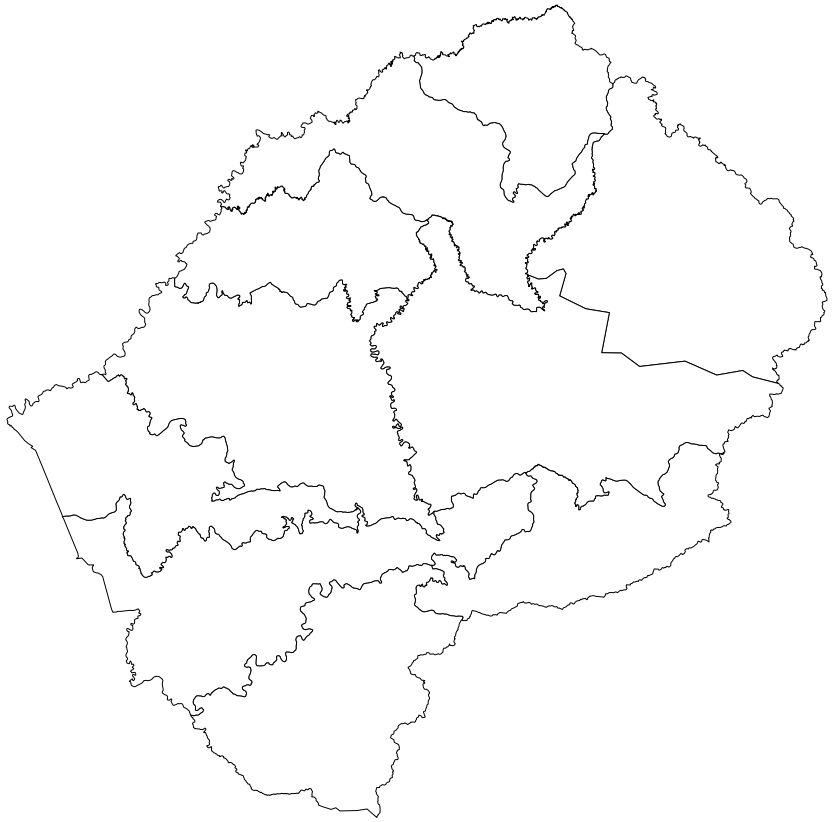

57 Liechtenstein

57.1 Notes

- Smallest physical unit: Municipality (gemeinde)

57.2 Data Source(s)

- Landtagswahlen

57.3 Elections Summary

Elections Summary

Year	Election Type	Data Units	Spatial Units	% Geocoded
2025	Legislative (unicameral)	11	11	100.0%
2021	Legislative (unicameral)	11	11	100.0%
2017	Legislative (unicameral)	11	11	100.0%
2013	Legislative (unicameral)	11	11	100.0%
2009	Legislative (unicameral)	11	11	100.0%
2005	Legislative (unicameral)	11	11	100.0%
2001	Legislative (unicameral)	11	11	100.0%

57.4 Sample Electoral Units

Sample Electoral Units

Year	Type	NAME1	NAME2	Lat.	Lon.
2025	Legislative (unicameral)	Oberland	Schaan	47.148	9.552
2025	Legislative (unicameral)	Oberland	Balzers	47.097	9.551
2025	Legislative (unicameral)	Unterland	Gamprin	47.209	9.521
2025	Legislative (unicameral)	Unterland	Ruggell	47.246	9.534
2025	Legislative (unicameral)	Oberland	Vaduz	47.139	9.545
2021	Legislative (unicameral)	Unterland	Schellenberg	47.238	9.551
2021	Legislative (unicameral)	Oberland	Schaan	47.148	9.552
2021	Legislative (unicameral)	Oberland	Triesen	47.083	9.554
2021	Legislative (unicameral)	Oberland	Vaduz	47.139	9.545
2021	Legislative (unicameral)	Unterland	Gamprin	47.209	9.521
2017	Legislative (unicameral)	Oberland	Balzers	47.097	9.551
2017	Legislative (unicameral)	Oberland	Vaduz	47.139	9.545
2017	Legislative (unicameral)	Unterland	Eschen	47.204	9.530
2017	Legislative (unicameral)	Oberland	Triesen	47.083	9.554
2017	Legislative (unicameral)	Oberland	Triesenberg	47.120	9.574
2013	Legislative (unicameral)	Unterland	Eschen	47.204	9.530
2013	Legislative (unicameral)	Oberland	Triesenberg	47.120	9.574

Continued on next page

Sample Electoral Units

Year	Type	NAME1	NAME2	Lat.	Lon.
2013	Legislative (unicameral)	Unterland	Mauren	47.213	9.557
2013	Legislative (unicameral)	Oberland	Schaan	47.148	9.552
2013	Legislative (unicameral)	Oberland	Vaduz	47.139	9.545
2009	Legislative (unicameral)	Oberland	Schaan	47.148	9.552
2009	Legislative (unicameral)	Unterland	Schellenberg	47.238	9.551
2009	Legislative (unicameral)	Oberland	Vaduz	47.139	9.545
2009	Legislative (unicameral)	Unterland	Eschen	47.204	9.530
2009	Legislative (unicameral)	Unterland	Gamprin	47.209	9.521
2005	Legislative (unicameral)	Oberland	Balzers	47.097	9.551
2005	Legislative (unicameral)	Oberland	Vaduz	47.139	9.545
2005	Legislative (unicameral)	Oberland	Planken	47.176	9.564
2005	Legislative (unicameral)	Unterland	Ruggell	47.246	9.534
2005	Legislative (unicameral)	Oberland	Schaan	47.148	9.552
2001	Legislative (unicameral)	Oberland	Balzers	47.097	9.551
2001	Legislative (unicameral)	Unterland	Schellenberg	47.238	9.551
2001	Legislative (unicameral)	Oberland	Planken	47.176	9.564
2001	Legislative (unicameral)	Unterland	Ruggell	47.246	9.534

Continued on next page

Sample Electoral Units

Year	Type	NAME1	NAME2	Lat.	Lon.
2001	Legislative (unicameral)	Unterland	Gamprin	47.209	9.521

57.5 Aggregate Election Results

2025 Legislative (unicameral)

Party	Party_b	Votes
Patriotic Union	VU	79,478
Progressive Citizens' Party	FBP	56,983
Democrats for Liechtenstein	DPL	48,370
Free List	FL	22,549

2021 Legislative (unicameral)

Party	Party_b	Votes
Patriotic Union	VU	72,361
Progressive Citizens' Party	FBP	72,319
Free List	FL	25,943
Democrats for Liechtenstein	DPL	22,456
The Independents	DU	8,556

2017 Legislative (unicameral)

Party	Party_b	Votes
Progressive Citizens' Party	FBP	68,688
Patriotic Union	VU	65,784
The Independents	DU	35,901
Free List	FL	24,597

2013 Legislative (unicameral)

Party	Party_b	Votes
Progressive Citizens' Party	FBP	77,644
Patriotic Union	VU	65,118
The Independents	DU	29,739
Free List	FL	21,604

2009 Legislative (unicameral)

Party	Party_b	Votes
Patriotic Union	VU	95,219
Progressive Citizens' Party	FBP	86,951
Free List	FL	17,835

2005 Legislative (unicameral)

Party	Party_b	Votes
Progressive Citizens' Party	FBP	94,545
Patriotic Union	VU	74,162
Free List	FL	25,273

2001 Legislative (unicameral)

Party	Party_b	Votes
Progressive Citizens' Party	FBP	92,204
Patriotic Union	VU	76,402
Free List	FL	16,184

57.6 Electoral Geography

0

Electoral Units in 2025 | Geometry Type: Actual | Spatial Units: 11 (Years also geocoded at this level: 2001, 2005, 2009, 2013, 2017, 2021)

58 Lithuania

58.1 Notes

- Smallest physical unit: Precinct (apylinkės)

58.2 Data Source(s)

- Central Electoral Commission

58.3 Elections Summary

Elections Summary

Year	Election Type	Data Units	Spatial Units	% Geocoded
2024	Legislative (unicameral)	1947	1894	97.3%
2024	Presidential	1947	0	0.0%
2020	Legislative (unicameral)	1989	1936	97.3%
2019	Presidential	2024	1971	97.4%
2016	Legislative (unicameral)	2047	1995	97.5%

58.4 Sample Electoral Units

Sample Electoral Units

Year	Type	NAME1	NAME1_b	NAME2	NAME2_b	Lat.	Lon.
2024	Legislative (unicameral)	Vilkaviškio	68	Pilviškių	31	54.725	23.238
2024	Legislative (unicameral)	Plungės–Rietavo	35	Platelių	26	56.053	21.819
2024	Legislative (unicameral)	Dzūkijos	69	Senosios Varėnos	39	54.263	24.538
2024	Legislative (unicameral)	Karšuvos	62	Kentrių	3	55.201	21.998
2024	Legislative (unicameral)	Tauragės	34	Žygaičių	14	55.333	22.028
2024	Presidential	Telšių rajono	51	Varnių	28	—	—
2024	Presidential	Kauno rajono	16	Girionių	29	—	—
2024	Presidential	Šiaulių rajono	45	Šilėnų	14	—	—
2024	Presidential	Vilniaus miesto	57	Mindaugo	13	—	—
2024	Presidential	Šiaulių rajono	45	Dirvonėnų	38	—	—
2020	Legislative (unicameral)	Deltuvos pietinė	61	Upninkų	25	55.075	24.499
2020	Legislative (unicameral)	Molėtų–Širvintų	54	Alantos	1	55.356	25.261
2020	Legislative (unicameral)	Plungės–Rietavo	35	Kulių	19	55.810	21.650
2020	Legislative (unicameral)	Aušros	25	Dainų	36	55.914	23.266
2020	Legislative (unicameral)	Utenos	51	Kuktiškių	13	55.407	25.688
2019	Presidential	Tauragės rajono	50	Dariaus ir Girėno	4	55.265	22.311
2019	Presidential	Lazdijų rajono	24	Veisiejų	27	54.116	23.727
2019	Presidential	Kauno miesto	15	Veršvų	21	54.919	23.815
2019	Presidential	Radviliškio rajono	37	Pavartyčių	21	55.786	23.693
2019	Presidential	Alytaus miesto	2	Centro	3	54.404	24.043
2016	Legislative (unicameral)	Akmenės–Mažeikių	39	Židikų	28	56.326	22.000
2016	Legislative (unicameral)	Naujamiesčio	1	Ambasada Čekijos Respublikoje	11	—	—

Continued on next page

Sample Electoral Units

Year	Type	NAME1	NAME1_b	NAME2	NAME2_b	Lat.	Lon.
2016	Legislative (unicameral)	Dzūkijos	69	Venciūnų	45	54.386	24.161
2016	Legislative (unicameral)	Jurbarko–Pagėgių	62	Pavidaujo	11	55.227	22.796
2016	Legislative (unicameral)	Sūduvos	63	Jusevičių	7	54.383	23.264

58.5 Aggregate Election Results

2024 Presidential - Second Round

Party	Party_b	Party_c	Votes
NAUSĖDA, Gitanas	Independent	—	893,992
ŠIMONYTĖ, Ingrida	Homeland Union – Lithuanian Christian Democrats	—	297,782

2024 Presidential - First Round

Party	Party_b	Party_c	Votes
NAUSĖDA, Gitanas	Independent	—	637,695
ŠIMONYTĖ, Ingrida	Homeland Union – Lithuanian Christian Democrats	—	294,676

Continued on next page

2024 Presidential - First Round

Party	Party_b	Party_c	Votes
VĖGĖLĖ, Ignas	Independent	—	179,648
ŽEMAITAITIS, Remigijus	Political Party ”Dawn of Nemunas”	—	133,473
VAITKUS, Eduardas	Independent	—	106,156
ŽALIMAS, Dainius	Freedom Party	—	52,328
JEGLINSKAS, Giedrimas	Labour Party	—	20,185
MAZURONIS, Andrius	Union of Democrats ”For Lithuania”	—	20,120

2024 Legislative (unicameral) - Second Round

Party	Party_b	Party_c	Votes
Social Democratic Party of Lithuania	Lietuvos socialdemokratų partija	—	290,419
Homeland Union – Lithuanian Christian Democrats	Tėvynės sąjunga-Lietuvos krikščionys demokratai	—	214,837
Political Party ”Dawn of Nemunas”	Politinė partija „ Nemuno Aušra“	—	77,508
Union of Democrats ”For Lithuania”	Demokratų sąjunga „ Vardan Lietuvos“	—	64,013
Liberals’ Movement	Liberalų sąjūdis	—	56,447
Lithuanian Farmers and Greens Union	Lietuvos valstiečių ir žaliųjų sąjunga	—	53,264
Freedom Party	Laisvės partija	—	25,206
Electoral Action of Poles in Lithuania – Christian Families Alliance	Lietuvos lenkų rinkimų akcija-Krikščioniškų šeimų sąjunga	—	19,042
Lithuanian Regions Party	Lietuvos regionų partija	—	17,253
Independent	Independent	—	17,025
Freedom and Justice Party	Partija „ Laisvė ir teisingumas“	—	11,531
National Alliance	Nacionalinis susivienijimas	—	7,860

2024 Legislative (unicameral)

Party	Party_b	Party_c	Votes
Social Democratic Party of Lithuania	Lietuvos socialdemokratų partija	—	290,419
Social Democratic Party of Lithuania	Lietuvos socialdemokratų partija	—	240,503
Homeland Union – Lithuanian Christian Democrats	Tėvynės sąjunga-Lietuvos krikščionys demokratai	—	232,273
Social Democratic Party of Lithuania	Lietuvos socialdemokratų partija	—	225,872
Homeland Union – Lithuanian Christian Democrats	Tėvynės sąjunga-Lietuvos krikščionys demokratai	—	224,026
Homeland Union – Lithuanian Christian Democrats	Tėvynės sąjunga-Lietuvos krikščionys demokratai	—	214,837
Political Party "Dawn of Nemunas"	Politinė partija „ Nemuno Aušra“	—	186,305
Political Party "Dawn of Nemunas"	Politinė partija „ Nemuno Aušra“	—	129,641
Lithuanian Farmers and Greens Union	Lietuvos valstiečių ir žaliųjų sąjunga	—	115,315
Union of Democrats "For Lithuania"	Demokratų sąjunga „ Vardan Lietuvos“	—	114,792
Liberals' Movement	Liberalų sąjūdis	—	108,707
Union of Democrats "For Lithuania"	Demokratų sąjunga „ Vardan Lietuvos“	—	105,544
Liberals' Movement	Liberalų sąjūdis	—	95,868
Lithuanian Farmers and Greens Union	Lietuvos valstiečių ir žaliųjų sąjunga	—	87,374
Political Party "Dawn of Nemunas"	Politinė partija „ Nemuno Aušra“	—	77,508
Union of Democrats "For Lithuania"	Demokratų sąjunga „ Vardan Lietuvos“	—	64,013
Liberals' Movement	Liberalų sąjūdis	—	56,447
Freedom Party	Laisvės partija	—	56,379
Freedom Party	Laisvės partija	—	55,500
Lithuanian Farmers and Greens Union	Lietuvos valstiečių ir žaliųjų sąjunga	—	53,264
Electoral Action of Poles in Lithuania – Christian Families Alliance	Lietuvos lenkų rinkimų akcija-Krikščioniškų šeimų sąjunga	—	51,106
Electoral Action of Poles in Lithuania – Christian Families Alliance	Lietuvos lenkų rinkimų akcija-Krikščioniškų šeimų sąjunga	—	48,288
Lithuanian Regions Party	Lietuvos regionų partija	—	40,051
National Alliance	Nacionalinis susivienijimas	—	35,726
Lithuanian People's Party	Lietuvos liaudies partija	—	32,813
Coalition of Peace (Labour Party - Lithuanian Christian Democracy Party - Samogitian Party)	Taikos koalicija (Darbo partija, Lietuvos krikščioniškosios demokratijos partija, Žemaičių partija)	—	27,362
Independent	Independent	—	26,044

Continued on next page

2024 Legislative (unicameral)

Party	Party_b	Party_c	Votes
Freedom Party	Laisvės partija	—	25,206
National Alliance	Nacionalinis susivienijimas	—	24,080
Lithuanian Regions Party	Lietuvos regionų partija	—	23,547
Lithuanian Green Party	Lietuvos žaliųjų partija	—	22,182
People and Justice Union	Tautos ir teisingumo sąjunga (centristai, tautininkai)	—	22,010
Lithuanian Green Party	Lietuvos žaliųjų partija	—	21,002
Electoral Action of Poles in Lithuania – Christian Families Alliance	Lietuvos lenkų rinkimų akcija-Krikščioniškų šeimų sąjunga	—	19,042
Lithuanian Regions Party	Lietuvos regionų partija	—	17,253
People and Justice Union	Tautos ir teisingumo sąjunga (centristai, tautininkai)	—	17,218
Independent	Independent	—	17,025
Labour Party	Darbo partija	—	16,114
Freedom and Justice Party	Partija „ Laisvė ir teisingumas“	—	11,531
Freedom and Justice Party	Partija „ Laisvė ir teisingumas“	—	10,532
Freedom and Justice Party	Partija „ Laisvė ir teisingumas“	—	9,367
National Alliance	Nacionalinis susivienijimas	—	7,860
Lithuanian Christian Democracy Party	Lietuvos krikščioniškosios demokratijos partija	—	7,667
Lithuanian People’s Party	Lietuvos liaudies partija	—	5,223
Samogitian Party	Žemaičių partija	—	3,080

2024 Legislative (unicameral) - First Round

Party	Party_b	Party_c	Votes
Homeland Union – Lithuanian Christian Democrats	Tėvynės sąjunga-Lietuvos krikščionys demokratai	—	232,273
Social Democratic Party of Lithuania	Lietuvos socialdemokratų partija	—	225,872
Political Party ”Dawn of Nemunas”	Politinė partija „ Nemuno Aušra“	—	129,641

Continued on next page

2024 Legislative (unicameral) - First Round

Party	Party_b	Party_c	Votes
Lithuanian Farmers and Greens Union	Lietuvos valstiečių ir žaliųjų sąjunga	—	115,315
Liberals' Movement	Liberalų sąjūdis	—	108,707
Union of Democrats "For Lithuania"	Demokratų sąjunga „ Vardan Lietuvos“	—	105,544
Freedom Party	Laisvės partija	—	55,500
Electoral Action of Poles in Lithuania – Christian Families Alliance	Lietuvos lenkų rinkimų akcija-Krikščioniškų šeimų sąjunga	—	51,106
Lithuanian Regions Party	Lietuvos regionų partija	—	40,051
Independent	Independent	—	26,044
National Alliance	Nacionalinis susivienijimas	—	24,080
Lithuanian Green Party	Lietuvos žaliųjų partija	—	22,182
People and Justice Union	Tautos ir teisingumo sąjunga (centristai, tautininkai)	—	22,010
Labour Party	Darbo partija	—	16,114
Freedom and Justice Party	Partija „ Laisvė ir teisingumas“	—	10,532
Lithuanian Christian Democracy Party	Lietuvos krikščioniškosios demokratijos partija	—	7,667
Lithuanian People's Party	Lietuvos liaudies partija	—	5,223
Samogitian Party	Žemaičių partija	—	3,080

2020 Legislative (unicameral) - Second Round

Party	Party_b	Party_c	Votes
Homeland Union – Lithuanian Christian Democrats	Tėvynės sąjunga – Lietuvos krikščionys demokratai	—	359,490
Lithuanian Farmers and Greens Union	Lietuvos valstiečių ir žaliųjų sąjunga	—	209,718
Freedom Party	Laisvės partija	—	75,946
Social Democratic Party of Lithuania	Lietuvos socialdemokratų partija	—	75,561
Liberals' Movement	Lietuvos Respublikos liberalų sąjūdis	—	60,841
Independent	Independent	—	41,938
Social Democratic Labour Party of Lithuania	Lietuvos socialdemokratų darbo partija	—	26,199

Continued on next page

2020 Legislative (unicameral) - Second Round

Party	Party_b	Party_c	Votes
Electoral Action of Poles in Lithuania – Christian Families Alliance	Lietuvos lenkų rinkimų akcija - Krikščioniškų šeimų sąjunga	—	14,837
Freedom and Justice	Partija „ Laisvė ir teisingumas“	—	9,631
Labour Party	Darbo partija	—	8,077
Lithuanian Green Party	Lietuvos žaliųjų partija	—	6,648
Centre Party – Nationalists	Centro partija - tautininkai	—	5,405

2020 Legislative (unicameral)

Party	Party_b	Party_c	Votes
Homeland Union – Lithuanian Christian Democrats	Tėvynės sąjunga – Lietuvos krikščionys demokratai	—	359,490
Homeland Union – Lithuanian Christian Democrats	Tėvynės sąjunga – Lietuvos krikščionys demokratai	5	292,124
Homeland Union – Lithuanian Christian Democrats	Tėvynės sąjunga – Lietuvos krikščionys demokratai	—	270,350
Lithuanian Farmers and Greens Union	Lietuvos valstiečių ir žaliųjų sąjunga	—	209,718
Lithuanian Farmers and Greens Union	Lietuvos valstiečių ir žaliųjų sąjunga	13	204,791
Lithuanian Farmers and Greens Union	Lietuvos valstiečių ir žaliųjų sąjunga	—	169,740
Social Democratic Party of Lithuania	Lietuvos socialdemokratų partija	—	131,168
Labour Party	Darbo partija	16	110,773
Social Democratic Party of Lithuania	Lietuvos socialdemokratų partija	17	108,649
Freedom Party	Laisvės partija	3	107,093
Liberals′ Movement	Lietuvos Respublikos liberalų sąjūdis	—	103,571
Labour Party	Darbo partija	—	88,408
Liberals′ Movement	Lietuvos Respublikos liberalų sąjūdis	12	79,755
Freedom Party	Laisvės partija	—	75,946
Social Democratic Party of Lithuania	Lietuvos socialdemokratų partija	—	75,561
Freedom Party	Laisvės partija	—	74,377
Liberals′ Movement	Lietuvos Respublikos liberalų sąjūdis	—	60,841

Continued on next page

2020 Legislative (unicameral)

Party	Party_b	Party_c	Votes
Electoral Action of Poles in Lithuania – Christian Families Alliance	Lietuvos lenkų rinkimų akcija - Krikščioniškų šeimų sąjunga	8	56,386
Electoral Action of Poles in Lithuania – Christian Families Alliance	Lietuvos lenkų rinkimų akcija - Krikščioniškų šeimų sąjunga	—	53,062
Social Democratic Labour Party of Lithuania	Lietuvos socialdemokratų darbo partija	—	52,658
Independent	Independent	—	43,083
Independent	Independent	—	41,938
Social Democratic Labour Party of Lithuania	Lietuvos socialdemokratų darbo partija	9	37,197
Lithuanian Green Party	Lietuvos žaliųjų partija	—	35,205
Freedom and Justice	Partija „ Laisvė ir teisingumas“	—	28,727
Centre Party – Nationalists	Centro partija - tautininkai	6	26,769
Social Democratic Labour Party of Lithuania	Lietuvos socialdemokratų darbo partija	—	26,199
National Alliance	Nacionalinis susivienijimas	7	25,098
Freedom and Justice	Partija „ Laisvė ir teisingumas“	2	23,355
Centre Party – Nationalists	Centro partija - tautininkai	—	20,468
Lithuanian Green Party	Lietuvos žaliųjų partija	14	19,303
Christian Union	Krikščionių sąjunga	—	17,517
National Alliance	Nacionalinis susivienijimas	—	14,938
Electoral Action of Poles in Lithuania – Christian Families Alliance	Lietuvos lenkų rinkimų akcija - Krikščioniškų šeimų sąjunga	—	14,837
The Way of Courage	„ Drąsos kelias“ politinė partija	1	13,337
Lithuania – For Everyone	Partija LIETUVA – VISŲ	11	11,352
Freedom and Justice	Partija „ Laisvė ir teisingumas“	—	9,631
Christian Union	Krikščionių sąjunga	15	8,825
Lithuania – For Everyone	Partija LIETUVA – VISŲ	—	8,176
Labour Party	Darbo partija	—	8,077
Lithuanian Green Party	Lietuvos žaliųjų partija	—	6,648
Union of Intergenerational Solidarity – Cohesion for Lithuania	KARTŲ SOLIDARUMO SĄJUNGA - SANTALKA LIETUVAI	10	5,808
Centre Party – Nationalists	Centro partija - tautininkai	—	5,405
Lithuanian People’s Party	Lietuvos liaudies partija	4	2,946

Continued on next page

2020 Legislative (unicameral)

Party	Party_b	Party_c	Votes
Union of Intergenerational Solidarity – Cohesion for Lithuania	KARTŲ SOLIDARUMO SĄJUNGA - SANTALKA LIETUVAI	—	2,753
The Way of Courage	„ Drąsos kelias“ politinė partija	—	2,573
Lithuanian People’s Party	Lietuvos liaudies partija	—	1,087
Lithuanian List	Politinė partija „ Lietuvos sąrašas“	—	1,043

2020 Legislative (unicameral) - First Round

Party	Party_b	Party_c	Votes
Homeland Union – Lithuanian Christian Democrats	Tėvynės sąjunga – Lietuvos krikščionys demokratai	—	270,350
Lithuanian Farmers and Greens Union	Lietuvos valstiečių ir žaliųjų sąjunga	—	169,740
Social Democratic Party of Lithuania	Lietuvos socialdemokratų partija	—	131,168
Liberals’ Movement	Lietuvos Respublikos liberalų sąjūdis	—	103,571
Labour Party	Darbo partija	—	88,408
Freedom Party	Laisvės partija	—	74,377
Electoral Action of Poles in Lithuania – Christian Families Alliance	Lietuvos lenkų rinkimų akcija - Krikščioniškų šeimų sąjunga	—	53,062
Social Democratic Labour Party of Lithuania	Lietuvos socialdemokratų darbo partija	—	52,658
Independent	Independent	—	43,083
Lithuanian Green Party	Lietuvos žaliųjų partija	—	35,205
Freedom and Justice	Partija „ Laisvė ir teisingumas“	—	28,727
Centre Party – Nationalists	Centro partija - tautininkai	—	20,468
Christian Union	Krikščionių sąjunga	—	17,517
National Alliance	Nacionalinis susivienijimas	—	14,938
Lithuania – For Everyone	Partija LIETUVA – VISŲ	—	8,176
Union of Intergenerational Solidarity – Cohesion for Lithuania	KARTŲ SOLIDARUMO SĄJUNGA - SANTALKA LIETUVAI	—	2,753
The Way of Courage	„ Drąsos kelias“ politinė partija	—	2,573

Continued on next page

2020 Legislative (unicameral) - First Round

Party	Party_b	Party_c	Votes
Lithuanian People's Party	Lietuvos liaudies partija	—	1,087
Lithuanian List	Politinė partija „ Lietuvos sąrašas“	—	1,043

2019 Presidential - Second Round

Party	Party_b	Party_c	Votes
NAUSĖDA, Gitanas	Independent	—	886,173
ŠIMONYTĖ, Ingrida	Independent	—	449,453

2019 Presidential - First Round

Party	Party_b	Party_c	Votes
ŠIMONYTĖ, Ingrida	Independent	—	446,719
NAUSĖDA, Gitanas	Independent	—	441,396
SKVERNELIS, Saulius	Independent	—	279,413
ANDRIUKAITIS, Vytenis Povilas	Social Democratic Party of Lithuania	—	68,118
JUOZAITIS, Arvydas	Independent	—	66,957
TOMAŠEVSKI, Valdemar	Electoral Action of Poles in Lithuania – Christian Families Alliance	—	56,476
PUIDOKAS, Mindaugas	Independent	—	37,036
PUTEIKIS, Naglis	Lithuanian Centre Party	—	11,302
MAZURONIS, Valentinas	Independent	—	9,205

2016 Legislative (unicameral) - Second Round

Party	Party_b	Party_c	Votes
Lithuanian Farmers and Greens Union	Lietuvos valstiečių ir žaliųjų sąjunga	—	311,611
Homeland Union – Lithuanian Christian Democrats	Tėvynės sąjunga - Lietuvos krikščionys demokratai	—	247,920
Social Democratic Party of Lithuania	Lietuvos socialdemokratų partija	—	115,576
Liberals' Movement	Lietuvos Respublikos liberalų sąjūdis	—	70,891
Independent	Independent	—	37,919
Order and Justice	Partija Tvarka ir teisingumas	—	28,894
Labour Party	Darbo partija	—	25,803
Electoral Action of Poles in Lithuania – Christian Families Alliance	Lietuvos lenkų rinkimų akcija-Krikščioniškų šeimų sąjunga	—	13,526
Lithuanian Freedom Union (Liberals)	Lietuvos laisvės sąjunga (liberalai)	—	10,130
Lithuanian List	Politinė partija „ Lietuvos sąrašas“	—	8,709
Lithuanian Centre Party	Lietuvos centro partija	—	6,876
Lithuanian Green Party	Lietuvos žaliųjų partija	—	5,627

2016 Legislative (unicameral)

Party	Party_b	Party_c	Votes
Lithuanian Farmers and Greens Union	Lietuvos valstiečių ir žaliųjų sąjunga	—	311,611
Homeland Union – Lithuanian Christian Democrats	Tėvynės sąjunga - Lietuvos krikščionys demokratai	2	276,275
Lithuanian Farmers and Greens Union	Lietuvos valstiečių ir žaliųjų sąjunga	6	274,108
Homeland Union – Lithuanian Christian Democrats	Tėvynės sąjunga - Lietuvos krikščionys demokratai	—	258,835
Homeland Union – Lithuanian Christian Democrats	Tėvynės sąjunga - Lietuvos krikščionys demokratai	—	247,920
Lithuanian Farmers and Greens Union	Lietuvos valstiečių ir žaliųjų sąjunga	—	229,769
Social Democratic Party of Lithuania	Lietuvos socialdemokratų partija	1	183,597
Social Democratic Party of Lithuania	Lietuvos socialdemokratų partija	—	183,267
Liberals' Movement	Lietuvos Respublikos liberalų sąjūdis	—	139,522

Continued on next page

2016 Legislative (unicameral)

Party	Party_b	Party_c	Votes
Social Democratic Party of Lithuania	Lietuvos socialdemokratų partija	—	115,576
Liberals' Movement	Lietuvos Respublikos liberalų sąjūdis	7	115,361
Labour Party	Darbo partija	—	79,824
Anti-Corruption Coalition (Lithuanian Centre Party - Lithuanian Pensioners' Party)	Antikorupcinė N. Puteikio ir K. Krivicko koalicija (Lietuvos centro partija, Lietuvos pensininkų partiją)	14	77,114
Order and Justice	Partija Tvarka ir teisingumas	—	70,958
Liberals' Movement	Lietuvos Respublikos liberalų sąjūdis	—	70,891
Electoral Action of Poles in Lithuania – Christian Families Alliance	Lietuvos lenkų rinkimų akcija-Krikščioniškų šeimų sąjunga	11	69,810
Order and Justice	Partija Tvarka ir teisingumas	5	67,817
Electoral Action of Poles in Lithuania – Christian Families Alliance	Lietuvos lenkų rinkimų akcija-Krikščioniškų šeimų sąjunga	—	63,291
Labour Party	Darbo partija	8	59,620
Independent	Independent	—	50,738
Lithuanian Freedom Union (Liberals)	Lietuvos laisvės sąjunga (liberalai)	—	39,987
Independent	Independent	—	37,919
Lithuanian Centre Party	Lietuvos centro partija	—	36,621
Order and Justice	Partija Tvarka ir teisingumas	—	28,894
Lithuanian Freedom Union (Liberals)	Lietuvos laisvės sąjunga (liberalai)	3	27,274
Labour Party	Darbo partija	—	25,803
Lithuanian Green Party	Lietuvos žaliųjų partija	12	24,727
Lithuanian List	Politinė partija „ Lietuvos sąrašas“	13	21,966
Lithuanian List	Politinė partija „ Lietuvos sąrašas“	—	17,519
Electoral Action of Poles in Lithuania – Christian Families Alliance	Lietuvos lenkų rinkimų akcija-Krikščioniškų šeimų sąjunga	—	13,526
Lithuanian People's Party	Lietuvos liaudies partija	10	12,851
Lithuanian Green Party	Lietuvos žaliųjų partija	—	11,047
Lithuanian Freedom Union (Liberals)	Lietuvos laisvės sąjunga (liberalai)	—	10,130
Lithuanian People's Party	Lietuvos liaudies partija	—	9,767
Lithuanian List	Politinė partija „ Lietuvos sąrašas“	—	8,709
Lithuanian Centre Party	Lietuvos centro partija	—	6,876
Against Corruption and Poverty (Young Lithuania - Lithuanian Nationalist and Republican Union)	S. Buškevičiaus ir Tautininkų koalicija „ Prieš korupciją ir skurdą“ (Partija „ Jaunoji Lietuva“, Tautininkų sąjunga)	4	6,867

Continued on next page

2016 Legislative (unicameral)

Party	Party_b	Party_c	Votes
Lithuanian Green Party	Lietuvos žaliųjų partija	—	5,627
The Way of Courage	„ Drąsos kelias“ politinė partija	—	4,619
The Way of Courage	„ Drąsos kelias“ politinė partija	9	3,498
Young Lithuania	Partija „ Jaunoji Lietuva“	—	2,628
Lithuanian Nationalist and Republican Union	Tautininkų sąjunga	—	1,522

2016 Legislative (unicameral) - First Round

Party	Party_b	Party_c	Votes
Homeland Union – Lithuanian Christian Democrats	Tėvynės sąjunga - Lietuvos krikščionys demokratai	—	258,835
Lithuanian Farmers and Greens Union	Lietuvos valstiečių ir žaliųjų sąjunga	—	229,769
Social Democratic Party of Lithuania	Lietuvos socialdemokratų partija	—	183,267
Liberals′ Movement	Lietuvos Respublikos liberalų sąjūdis	—	139,522
Labour Party	Darbo partija	—	79,824
Order and Justice	Partija Tvarka ir teisingumas	—	70,958
Electoral Action of Poles in Lithuania – Christian Families Alliance	Lietuvos lenkų rinkimų akcija-Krikščioniškų šeimų sąjunga	—	63,291
Independent	Independent	—	50,738
Lithuanian Freedom Union (Liberals)	Lietuvos laisvės sąjunga (liberalai)	—	39,987
Lithuanian Centre Party	Lietuvos centro partija	—	36,621
Lithuanian List	Politinė partija „ Lietuvos sąrašas“	—	17,519
Lithuanian Green Party	Lietuvos žaliųjų partija	—	11,047
Lithuanian People’s Party	Lietuvos liaudies partija	—	9,767
The Way of Courage	„ Drąsos kelias“ politinė partija	—	4,619
Young Lithuania	Partija „ Jaunoji Lietuva“	—	2,628
Lithuanian Nationalist and Republican Union	Tautininkų sąjunga	—	1,522

58.6 Electoral Geography

0

Electoral Units in 2024 | Geometry Type: Actual | Spatial Units: 1,894 (Years also geocoded at this level: 2016, 2019, 2020)

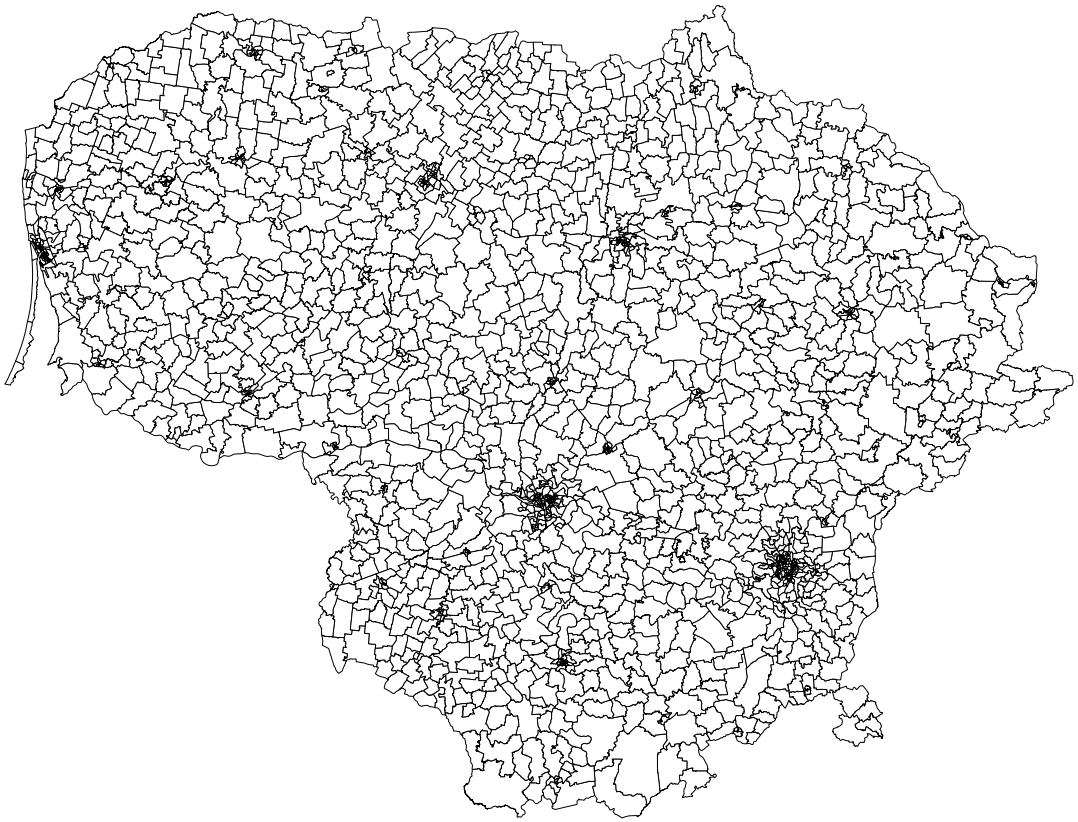

59 Luxembourg

59.1 Notes

- Smallest physical unit: Municipality (commune)

59.2 Data Source(s)

- Grand-Duché de Luxembourg

59.3 Elections Summary

Elections Summary

Year	Election Type	Data Units	Spatial Units	% Geocoded
2023	Legislative (unicameral)	100	100	100.0%

59.4 Sample Electoral Units

Sample Electoral Units

Year	Type	NAME1	NAME2	NAME3	Lat.	Lon.
2023	Legislative (unicameral)	Luxembourg	Esch-sur-Alzette	Dudelange	49.482	6.089
2023	Legislative (unicameral)	Luxembourg	Luxembourg	Luxembourg	49.614	6.126

Continued on next page

Sample Electoral Units

Year	Type	NAME1	NAME2	NAME3	Lat.	Lon.
2023	Legislative (unicameral)	Diekirch	Vianden	Putscheid	49.955	6.132
2023	Legislative (unicameral)	Luxembourg	Esch-sur-Alzette	Mondercange	49.532	6.011
2023	Legislative (unicameral)	Grevenmacher	Remich	Bous-Waldbredimus	49.562	6.307

59.5 Aggregate Election Results

2023 Legislative (unicameral)

Party	Party_b	Votes
Christian Social People's Party	CSV	1,099,427
Luxembourg Socialist Workers' Party	LSAP	711,890
Democratic Party	DP	703,833
Alternative Democratic Reform Party	ADR	348,990
The Greens	déi gréng	321,895
Pirate Party Luxembourg	PIRATEN	253,554
The Left	déi Lénk	147,839
Fokus	FOKUS.	93,839
Liberté - Fräiheet!	LIBERTÉ-FRÄIHEET !	42,643
Communist Party of Luxembourg	KPL	24,275
The Conservatives	déi Konservativ	8,494
Volt Luxembourg	VOLT	7,001

59.6 Electoral Geography

0

Electoral Units in 2023 | Geometry Type: Actual | Spatial Units: 100

60 Madagascar

60.1 Notes

- 2018 election aggregate vote counts differ from official reports, but candidate rank order and second round results are the same.
- Smallest physical unit: Polling Station

60.2 Data Source(s)

- Commission électorale nationale indépendante pour la transition

60.3 Elections Summary

Elections Summary

Year	Election Type	Data Units	Spatial Units	% Geocoded
2023	Presidential	27371	13955	99.7%
2018	Presidential	27369	13406	99.7%

60.4 Sample Electoral Units

Sample Electoral Units

Year	Type	NAME1	NAME2	NAME3	NAME4	NAME4_b	Lat.	Lon.
2023	Presidential	Alaotra-Mangoro	Amparafaravola	Bedidy	510214050101	Epp Antsampandrano; Antsampandranoe	-17.471	48.018
2023	Presidential	Atsinanana	Brickaville	Andekaleka	530205040101	Epp Andekaleka	-18.797	48.602
2023	Presidential	Itasy	Arivonimamo	Ampahimanga	130109040101	Epp Ankamory	-19.112	47.148
2023	Presidential	Diana	Ambanja	Bemanevika Ouest	210117020101	Epp Kongony	-13.695	48.090
2023	Presidential	Atsimo-Andrefana	Sakaraha	Miary Taheza	630708030101	Epp Miary Taheza	-23.120	44.560
2018	Presidential	Atsimo-Andrefana	Morombe	Ambahikily	630601090104	Epp Amboroke	-21.606	43.678
2018	Presidential	Menabe	Miandrivazo	Miandrivazo	640414030105	Ceg Ampanasana; Ceg Ampanasanae	-19.535	45.462
2018	Presidential	Androy	Bekily	Belindo Mahasoa	610208020101	Bur Fkt Ambatomanamana	-24.411	45.436
2018	Presidential	Analamanga	Ambohidratrimo	Ambohidratrimo	110103090101	Epp Antohibe	-18.829	47.422
2018	Presidential	Melaky	Besalampy	Antsirasira	430309050101	Epp Andrafiabe; Case Kotomena	-17.454	45.269

60.5 Aggregate Election Results

2023 Presidential

Party	Party_b	Votes
RAJOELINA, Andry	Young Malagasies Determined	2,856,090
RANDRIANASOLONIAIKO, Siteny	Fitambolagnela IAD - PSD - RPSD Vaovao - ABA	697,453
RAVALOMANANA, Marc	Tiako I Madagasikara	586,273
RAJAONARIMAMPIANINA, Hery	Hery Vaovao ho an'ny Madagasikara	251,145

Continued on next page

2023 Presidential

Party	Party_b	Votes
ANDRIANAINARIVELO, Hajo	Malagasy Miara-Miainga	91,155
RATSIRAKA, Roland	Malagasy Tonga Saina	76,608
RAZAFINJOELINA, Tahina	Firaisankinan'ny Tia Tanindrazana	76,532
RAZAFINTSIANDRAOFA, Jean Brunelle	Antoko Politika Madio	63,336
RADERANIRINA, Sendrison Daniela	Fandrosoa Faritsy iaby ho an'i Madagasikara	39,061
RATSIRAHONANANA, Lalaina Harilanto	Antoko Fihavanantsika	32,580
ANDRIAMALALA, Andry Tsiverizo Raobelina	Anjomara sy Rivo-baovao	30,137
PARAINA, Auguste Richard	Tsara Tahafina	29,764
RATSIETISON, Jean-Jacques Jedidia	Fahefa mividy no ilain'ny Malagasy	14,630

2018 Presidential - Second Round

Party	Party_b	Votes
RAJOELINA, Andry	Young Malagasies Determined	2,586,851
RAVALOMANANA, Marc	Tiako I Madagasikara	2,060,934

2018 Presidential

Party	Party_b	Votes
RAJOELINA, Andry	Young Malagasies Determined	2,586,851
RAVALOMANANA, Marc	Tiako I Madagasikara	2,060,934
RAJOELINA, Andry Nirina	Young Malagasies Determined	1,481,955

Continued on next page

2018 Presidential

Party	Party_b	Votes
RAVALOMANANA, Marc	Tiako I Madagasikara	1,385,714
RAJAONARIMAMPIANINA, Hery	Hery Vaovao ho an'ny Madagasikara	277,542
MAILHOL, André Christian Dieu Donné	GFFM	49,366
RANDRIAMAMPIONONA, Joseph Martin	Total Refoundation of Madagascar	43,789
RAFALIMANANA, Ny Rado	FOMBA	42,596
RABARY, Andrianiaina Paul	MIASA	37,173
TABERA, Randriamanantsoa	KINTANA	36,052
RASOLOFONJOA, Haingo Andrianjakamalala	Avotra ho an'ny firenena	35,691
RADILOFE, Mamy Richard	Roso ho amin'ny Demokrasia Sosialy	33,480
BEZAZA, Eliana	Social Democratic Party	31,570
RAVELONARIVO, Jean	Antokom-Bahoaka	23,489
ANDRIANTSEHENO, Lalaoarisoa Marcellin	Tafajiaby	21,362
ANDRIANOELISON, José Michel	ARO-RIAKA	20,049
RAKOTOFIRINGA, Richard Razafy	SJIAM	19,364
RADAVIDSON, ANDRIAMPARANY Benjamin	National Unity, Freedom & Development	17,981
RABEHARISOA, Saraha	Liberal Democratic Party	17,712
SOLONANDRASANA, Olivier Mahafaly	PARRAINAGE	17,198
RATSIRAKA, Didier	Association for the Rebirth of Madagascar	17,191
RATSIRAKA, Roland	Malagasy Tonga Saina	17,000
IMBEH, Serge Jovial	Antoky ny Fivoaran'ny Malagasy	15,974
ERNAIVO, Fanirisoa	ZAMA–PATRAM	13,884
RASOLOFONDRAOSOLO, Zafimahaleo Dit Dama Mahaleo	Manajary Vahoaka	11,781
RATSIETISON, Jean Jacques	Fahefa-Mividy no Ilain'ny Malagasy	11,674
BERIZIKY, Omer	Antsika Madagasikara	11,381
RAJAONARY, Erick Francis	Malagasy Miray sy Mifankatia	11,171
ROBIMANANA, Rivomanantsoa Orlando	Madagsikara Vina sy Fanantenana	10,921

Continued on next page

2018 Presidential

Party	Party_b	Votes
RAMAROSON, Arlette	PARRAINAGE	9,580
RASOLONJATOVO, Falimampionona	FITAMBOLAGNELA/IAD	9,129
RAKOTOMAMOMJY, Jean Max	LEADER-Fanilo	9,039
ETIENNE, Rolland Jules	Madagasikara Fivoarana	8,117
RABARIHOELA, Bruno	Fahazavan'i Madagasikara	7,480
RASOLOVOAHANGY, Roseline Emma	Ezaka Mampandroso Antsika	6,635
ZAFIVAO, Jean Louis	Gasy Mifankatia	4,685
NARISON, Stephan	Antoko Gasy Miara Mandroso	4,133
RANDRIAMORASATA, Solo Norbert	Democratic Union of the Christians of Madagascar	3,905

60.6 Electoral Geography

0

Electoral Units in 2023 | Geometry Type: Thiessen | Spatial Units: 14,135 (Years also geocoded at this level: 2018)

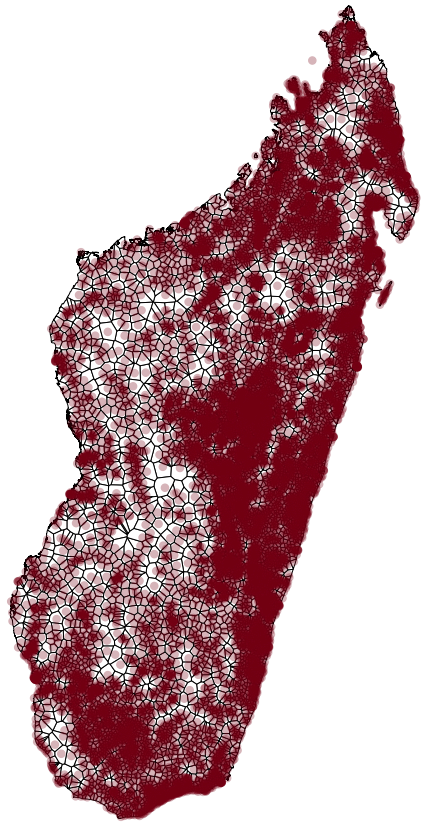

61 Malawi

61.1 Notes

- Smallest physical unit: Polling Station

61.2 Data Source(s)

- Malawi Electoral Commission

61.3 Elections Summary

Elections Summary

Year	Election Type	Data Units	Spatial Units	% Geocoded
2019	Legislative (unicameral)	11013	792	99.7%
2019	Presidential	11064	791	99.0%

61.4 Sample Electoral Units

Sample Electoral Units

Year	Type	NAME1	NAME1_b	NAME2	NAME2_b	NAME3
2019	Legislative (unicameral)	Central	Region 2	Lilongwe	13	Lilongwe City Centre

Continued on next page

Sample Electoral Units

Year	Type	NAME1	NAME1_b	NAME2	NAME2_b	NAME3
2019	Legislative (unicameral)	Central	Region 2	Dedza	14	Dedza North
2019	Legislative (unicameral)	Southern Region	3	Phalombe	25	Phalombe South
2019	Legislative (unicameral)	Central	Region 2	Lilongwe	13	Lilongwe Msinja South
2019	Legislative (unicameral)	Southern Region	3	Mulanje	26	Mulanje Limbuli
2019	Presidential	Central	Region 2	Lilongwe	13	Lilongwe Central
2019	Presidential	Central	Region 2	Kasungu	07	Kasungu South East
2019	Presidential	Central	Region 2	Nkhotakota	08	Nkhotakota South East
2019	Presidential	Central	Region 2	Dedza	14	Dedza East
2019	Presidential	Central	Region 2	Lilongwe	13	Lilongwe Central

Sample Electoral Units (continued 2/3)

NAME3_b	NAME4	NAME4_b	NAME5	NAME5_b
083	M'gona -	Chatata 0202	Mgona Gound	13307
092	Mayani North	0222	Lodzanyama	School 14003
169	Likulezi	0414	Pambachulu School	25024
090	Nadzumi	0192	Simalambo Sch	13485

Continued on next page

Sample Electoral Units (continued 2/3)

	NAME3_b	NAME4	NAME4_b	NAME5	NAME5_b
	177	Limbuli	0430	Chitedze School	26053
	082	Mlodza	0182	Magalamula Village	13295
	039	Chibophi	0091	Kadifula School	07146
	047	Mtosa	0115	Kasipa F.P. School	08105
	096	Mtakataka	0231	Mchezime School	14139
	082	Mlodza	0182	Kang'oma Sch	13296

Sample Electoral Units (continued 3/3)

	NAME6	Lat.	Lon.
	7	-13.903	33.779
	1	-14.382	34.325
	1	-15.834	35.598
	2	-13.963	33.774
	2	-16.025	35.508
	2	-14.030	33.833
	2	-13.036	33.472
	2	-12.932	34.281
	1	-14.217	34.513
	1	-13.881	33.757

61.5 Aggregate Election Results

2019 Presidential

Party	Party_b	Votes
MUTHARIKA, Peter	Democratic Progressive Party	1,940,709
CHAKWERA, Lazarus	Malawi Congress Party	1,781,740
CHILIMA, Saulos	United Transformation Movement	1,018,369
MULUZI, Atupele	United Democratic Front	235,164
KUWANI, Peter	Mbakuwaku Movement for Development	20,369
CHISI, John Eugenes	Umodzi Party	19,187
KALIYA, Hadwick	Independent	15,726

2019 Legislative (unicameral)

Party	Party_b	Votes
Independent	—	1,660,569
Democratic Progressive Party	—	1,293,797
Malawi Congress Party	—	1,108,735
United Transformation Movement	—	491,845
United Democratic Front	—	227,335
People's Party	—	121,072
Alliance for Democracy	—	24,212
Freedom Party	—	15,777
Democratic People's Congress	—	10,604
People's Transformation Party	—	5,320
Tikonze People's Movement	—	5,076
Umodzi Party	—	2,386
National Salvation Front	—	553
Mbakuwaku Movement for Development	—	493

61.6 Electoral Geography

0

Electoral Units in 2019 | Geometry Type: Thiessen | Spatial Units: 1,593

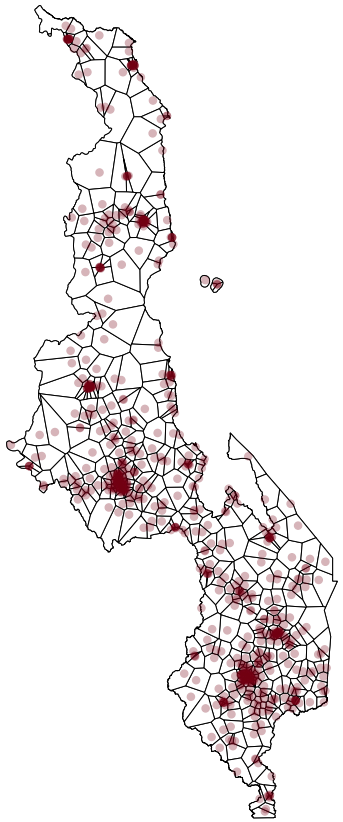

62 Malaysia

62.1 Notes

- Malaysian coalition results align with Wikipedia aggregates, but there seem to be discrepancies in the vote-shares attained by the parties within each coalition.
- Smallest physical unit: Parliamentary Constituency

62.2 Data Source(s)

- Election Commission of Malaysia

62.3 Elections Summary

Elections Summary

Year	Election Type	Data Units	Spatial Units	% Geocoded
2022	Legislative (lower house)	222	222	100.0%
2018	Legislative (lower house)	222	222	100.0%
2013	Legislative (lower house)	222	222	100.0%
2008	Legislative (lower house)	222	222	100.0%

62.4 Sample Electoral Units

Sample Electoral Units

Year	Type	NAME1	NAME2	Lat.	Lon.
2022	Legislative (LH)	Terengganu	Setiu	5.478	102.783
2022	Legislative (LH)	Negeri Sembilan	Jelebu	3.030	102.174
2022	Legislative (LH)	W.P. Kuala Lumpur	Kepong	3.211	101.649
2022	Legislative (LH)	Kelantan	Pengkalan Chepa	6.160	102.286
2022	Legislative (LH)	Sabah	Penampang	5.850	116.201
2018	Legislative (LH)	Selangor	Kuala Selangor	3.285	101.366
2018	Legislative (LH)	Sarawak	Sibuti	3.979	113.884
2018	Legislative (LH)	Sarawak	Lubok Antu	1.294	111.848
2018	Legislative (LH)	Pahang	Kuala Krau	3.695	102.346
2018	Legislative (LH)	Perak	Ipoh Timor	4.567	101.083
2013	Legislative (LH)	Sarawak	Mas Gading	1.532	109.927
2013	Legislative (LH)	Pahang	Bentong	3.385	102.014
2013	Legislative (LH)	Sabah	Kudat	6.884	117.089
2013	Legislative (LH)	Sabah	Tawau	4.424	118.094
2013	Legislative (LH)	Pahang	Maran	3.591	102.705
2008	Legislative (LH)	Kedah	Padang Terap	6.263	100.694
2008	Legislative (LH)	Terengganu	Besut	5.584	102.505

Continued on next page

Sample Electoral Units

Year	Type	NAME1	NAME2	Lat.	Lon.
2008	Legislative (LH)	Pulau Pinang	Nibong Tebal	5.194	100.486
2008	Legislative (LH)	Johor	Sekijang	2.522	102.905
2008	Legislative (LH)	Pulau Pinang	Bukit Mertajam	5.339	100.490

62.5 Aggregate Election Results

2022 Legislative (lower house)

Party	Party_b	Votes
People's Justice Party	Pakatan Harapan	5,650,824
National Alliance	Perikatan Nasional	3,626,356
National Front	Barisan Nasional	3,455,491
Malaysian Islamic Party	Parti Islam Se Malaysia	1,092,710
Sarawak Parties Alliance	Gabungan Parti Sarawak	662,601
Heritage Party	Parti Warisan Sabah	281,881
Democratic Action Party	Parti Tindakan Demokratik	206,303
Gabungan Rakyat Sabah	Parti Gabungan Rakyat Sabah	194,324
Independent	Bebas	111,456
Homeland Fighter's Party	Parti Pejuang Tanahair	108,407
Malaysian United Democratic Alliance	Ikatan Demokratik Malaysia	74,392
United Sarawak Party	Parti Sarawak Bersatu	57,579
Social Democratic Harmony Party	Parti Kesejahteraan Demokratik Masyarakat	52,054

Continued on next page

2022 Legislative (lower house)

Party	Party_b	Votes
Malaysian Nation Party	Parti Bangsa Malaysia	16,437
Malaysian People's Party	Parti Rakyat Malaysia	6,293
Pan-Malaysian Islamic Front	Parti Bersatu Rakyat Sabah	4,254
Malaysia Mighty Bumiputera Party	Parti Bumiputera Perkasa Malaysia	3,806
Sarawak Native People's Party	Parti Bansa Dayak Sarawak	3,053
Land of the Hornbill Party	Parti Bumi Kenyalang	2,311
Sarawak People's Awareness Party	Parti Sedar Rakyat Sarawak	1,036
Socialist Party of Malaysia	Parti Sosialis Malaysia	779
Sabah People's Unity Party	Parti Perpaduan Rakyat Sabah	541
People's First Party	Parti Utama Rakyat	264

2018 Legislative (lower house)

Party	Party_b	Votes
People's Justice Party	Parti Keadilan Rakyat	5,249,898
National Front	Barisan Nasional	4,081,063
Malaysian Islamic Party	Parti Islam Se Malaysia	2,041,119
Heritage Party	Parti Warisan Sabah	280,520
Democratic Action Party	Parti Tindakan Demokratik	268,028
Independent	Bebas	71,153
Sabah People's Hope Party	Parti Harapan Rakyat Sabah	37,708
Homeland Solidarity Party	Parti Solidariti Tanah Airku	21,361
Love Sabah Party	Parti Cinta Sabah	8,603
Sabah Progressive Party	Parti Maju Sabah	6,090
Socialist Party of Malaysia	Parti Sosialis Malaysia	3,782
Malaysian People's Party	Parti Rakyat Malaysia	2,372
Malaysian United Party	Parti Bersama Malaysia	2,102
Sabah People's Unity Party	Parti Perpaduan Rakyat Sabah	2,016
State Reform Party	Parti Reformasi Negeri Sarawak	1,299
Sabah Native Co-Operation Party	Parti Kerjasama Anak Negeri	1,173

Continued on next page

2018 Legislative (lower house)

Party	Party_b	Votes
Justices of Peace Coalition People's Party	Parti Rakyat Gabungan Jaksa Pendamai	1,005
National Trust Party	Parti Amanah Negara	980
Youth Front Party	Penang Front Party	892
Sarawak Native People's Party	Parti Bansa Dayak Sarawak Baru	538
Love Malaysia Party	Parti Cinta Malaysia	502
Parti Bumi Kenyalang	Parti Bumi Kenyalang	392
People's Alternative Party	Parti Alternatif Rakyat	302
Pan-Malaysian Islamic Front	Barisan Jemaah Islamiah Se Malaysia	81

2013 Legislative (lower house)

Party	Party_b	Votes
National Front	Barisan Nasional	5,237,678
People's Justice Party	Parti Keadilan Rakyat	2,254,211
Democratic Action Party	Parti Tindakan Demokratik	1,736,909
Malaysian Islamic Party	Parti Islam Se Malaysia	1,633,199
Independent	Bebas	86,931
State Reform Party	Parti Reformasi Negeri Sarawak	45,386
Pan-Malaysian Islamic Front	Barisan Jemaah Islamiah Se Malaysia	31,835
Sarawak Workers Party	Parti Pekerja Sarawak	15,630
Sabah Progressive Party	Parti Maju Sabah	10,099
Love Malaysia Party	Parti Cinta Malaysia	2,129
People's Welfare Party	Kesainsaf Tanah Air	623
Malaysian United People's Party	Parti Bersatu Sasa Malaysia	257

2008 Legislative (lower house)

Party	Party_b	Votes
National Front	Barisan Nasional	4,081,361
People's Justice Party	Parti Keadilan Rakyat	1,508,983
Malaysian Islamic Party	Parti Islam Se Malaysia	1,140,352
Democratic Action Party	Parti Tindakan Demokratik	1,118,025
Independent	Bebas	65,399
Malaysian People's Party	Parti Rakyat Malaysia	19,126
Sarawak National Party	Parti Kebangsaan Sarawak	8,615
Federated Sabah People's Front	Parti Barisan Rakyat Sabah Bersekutu	942

62.6 Electoral Geography

0

Electoral Units in 2022 | Geometry Type: Actual | Spatial Units: 222 (Years also geocoded at this level: 2008, 2013, 2018)

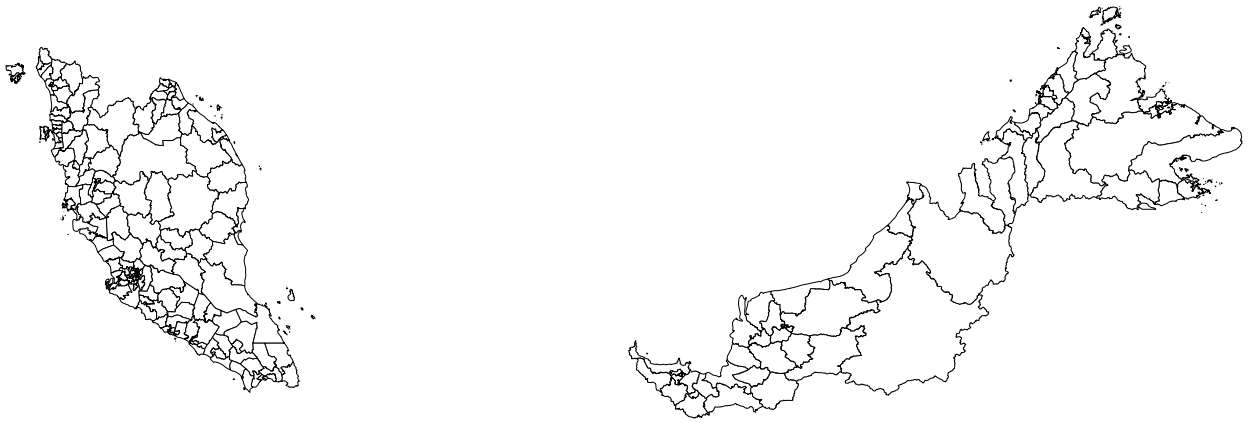

63 Mauritania

63.1 Notes

- Smallest physical unit: Polling Station

63.2 Data Source(s)

- اللجنة الوطنية المستقلة للانتخابات

63.3 Elections Summary

Elections Summary

Year	Election Type	Data Units	Spatial Units	% Geocoded
2024	Presidential	4503	238	100.0%

63.4 Sample Electoral Units

Sample Electoral Units

Year	Type	NAME1	NAME1_b	NAME2	NAME2_b	NAME3
2024	Presidential	Guidimagha	كيدي ماغا	Sélibaby	سيلبابي	Ecole 5
2024	Presidential	Hodh Chargui	الحوض الشرقي	Timbedra	ترمبدغة	Charm cheikh
2024	Presidential	Trarza	اترارزة	Chemame	شرامه	Ecole Aguir
2024	Presidential	Hodh Chargui	الحوض الشرقي	Sivane	سِفان	Sivane

Continued on next page

Sample Electoral Units

Year	Type	NAME1	NAME1_b	NAME2	NAME2_b	NAME3
2024	Presidential	Adrar	آدرار	Tawaz	الطواز	Ecole Tawaz

Sample Electoral Units (continued 2/2)

	NAME3_b	NAME4	NAME4_b	Lat.	Lon.
	المدرسة رقم 5	Ecole 5 01	المدرسة رقم 5 01	15.159	-12.183
	شرم الشيخ	Charm cheikh 01	شرم الشيخ 01	16.241	-8.164
	مدرسة آكير	Ecole Aguir 02	مدرسة آكير 02	16.715	-15.266
	سيفان	Sivane 01	سيفان 01	15.887	-6.897
	مدرسة الطواز	Ecole Tawaz 01	مدرسة الطواز 01	20.891	-13.199

63.5 Aggregate Election Results

2024 Presidential

Party	Party_b	Votes
GHAZOUANI, Mohamed Ould	Equity Party	550,394
ABEID, Biram Dah	Democratic Alternation Pole	214,334
ABDI, Hamadi Sid'El Moctar Mohamed	National Rally for Reform and Development	123,472
M'BARECK, El Id Mohameden	Republican Front for Unity and Democracy	34,792
BA, Mamadou Bocar	Alliance for Justice and Democracy/Movement for Renewal	23,100
SOUMARÉ, Outouma Antoine Souleymane	Independent	18,854
WAVI, Mohamed Lemine El Mourteji El	Independent	9,666

63.6 Electoral Geography

2

Electoral Units in 2024 | Geometry Type: Actual | Spatial Units: 238

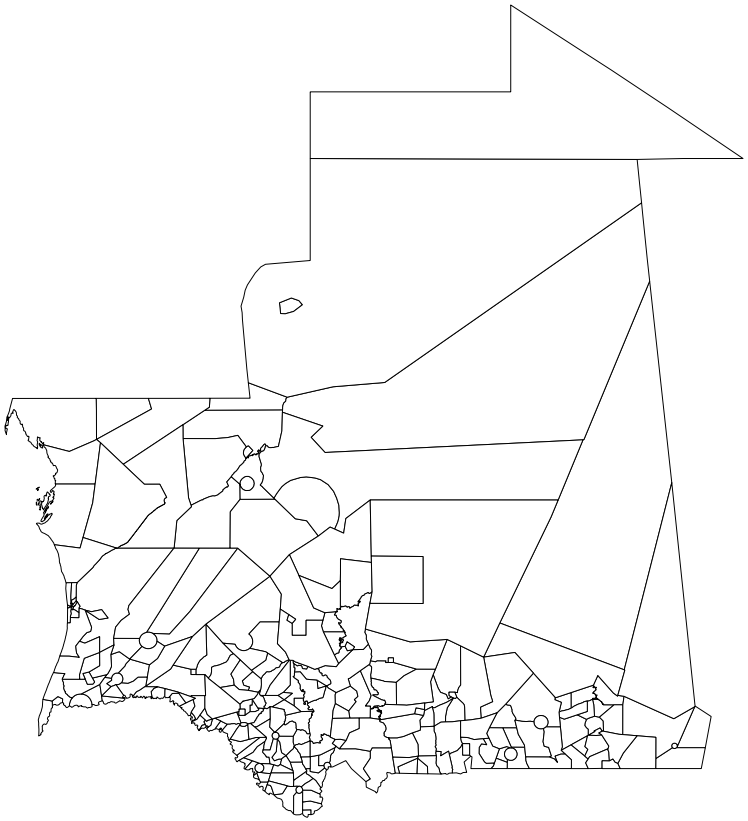

64 Mexico

64.1 Notes

- NAME3_imp is generated piece-wise: polling stations are spatially matched to municipality boundaries, then filled by NAME3 where NAME3 is not NA, then filled by NAME1, NAME2, and NAME4.
- Smallest physical unit: Polling Station

64.2 Data Source(s)

- Instituto Nacional Electoral
- Magar (2019)

64.3 Elections Summary

Elections Summary

Year	Election Type	Data Units	Spatial Units	% Geocoded
2024	Presidential	167891	65976	99.2%
2021	Legislative (lower house)	162793	0	0.0%
2018	Legislative (lower house)	156808	77752	100.0%
2018	Presidential	156840	77766	100.0%
2015	Legislative (lower house)	148833	76800	100.0%
2012	Legislative (lower house)	143132	0	0.0%
2012	Presidential	143437	0	0.0%
2009	Legislative (lower house)	139181	73081	100.0%
2006	Legislative (lower house)	130488	71508	99.7%
2006	Presidential	130788	71508	99.4%
2003	Legislative (lower house)	121369	0	0.0%
2000	Legislative (lower house)	113423	0	0.0%
2000	Presidential	113424	0	0.0%
1997	Legislative (lower house)	104716	0	0.0%
1994	Legislative (lower house)	95738	0	0.0%
1991	Legislative (lower house)	86773	0	0.0%

64.4 Sample Electoral Units

Sample Electoral Units

Year	Type	NAME1	NAME1_b	NAME2	NAME3	NAME3_imp
2024	Presidential	Querétaro	22	2206	Querétaro	Querétaro
2024	Presidential	Michoacán	16	1601	Parácuaro	Parácuaro
2024	Presidential	Sinaloa	25	2505	Culiacán	Culiacán

Continued on next page

Sample Electoral Units

Year	Type	NAME1	NAME1_b	NAME2	NAME3	NAME3_imp
2024	Presidential	Baja California Sur	3	301	La Paz	La Paz
2024	Presidential	Querétaro	22	2201	Jalpan De Serra	Jalpan De Serra
2021	Legislative (LH)	México	15	1508	—	Tultitlan
2021	Legislative (LH)	Baja California Sur	3	301	—	La Paz
2021	Legislative (LH)	Michoacán	16	1605	—	La Piedad
2021	Legislative (LH)	Guerrero	12	1203	—	Zihuatanejo De Azueta
2021	Legislative (LH)	México	15	1541	—	Tecámac
2018	Legislative (LH)	Yucatán	31	3102	—	Kanasín
2018	Legislative (LH)	Chiapas	7	702	—	El Bosque
2018	Legislative (LH)	Guanajuato	11	1113	—	Valle de Santiago
2018	Legislative (LH)	Hidalgo	13	1302	—	Ixmiquilpan
2018	Legislative (LH)	Sinaloa	25	2504	—	Guasave
2018	Presidential	Mexico City	9	20	—	Iztapalapa
2018	Presidential	Oaxaca	20	5	—	Santa María Guienagati
2018	Presidential	Chihuahua	8	1	—	Juárez
2018	Presidential	Quintana Roo	23	3	—	Benito Juárez
2018	Presidential	Coahuila	5	3	—	Allende
2015	Legislative (LH)	Guanajuato	11	1112	Celaya	Celaya
2015	Legislative (LH)	Mexico City	9	901	Gustavo A. Madero	Gustavo A. Madero
2015	Legislative (LH)	San Luis Potosí	24	2403	Guadalcazar	Guadalcazar

Continued on next page

Sample Electoral Units

Year	Type	NAME1	NAME1_b	NAME2	NAME3	NAME3_imp
2015	Legislative (LH)	Mexico City	9	927	Tlahuac	Tlahuac
2015	Legislative (LH)	Durango	10	1004	Durango	Durango
2012	Legislative (LH)	México	15	1531	Nezahualcoyotl	Nezahualcoyotl
2012	Legislative (LH)	Jalisco	14	1408	Guadalajara	Guadalajara
2012	Legislative (LH)	Chihuahua	8	803	Juarez	Juarez
2012	Legislative (LH)	Yucatán	31	3105	Ucu	Ucu
2012	Legislative (LH)	Sonora	26	2604	Empalme	Empalme
2012	Presidential	Veracruz	30	16	—	Córdoba
2012	Presidential	Durango	10	3	—	Canatlán
2012	Presidential	Sinaloa	25	1	—	Sinaloa
2012	Presidential	Veracruz	30	11	—	Coatzacoalcos
2012	Presidential	Tabasco	27	6	—	Tacotalpa
2009	Legislative (LH)	San Luis Potosí	24	2405	San Luis Potosi	San Luis Potosi
2009	Legislative (LH)	México	15	1528	Zumpango	Zumpango
2009	Legislative (LH)	Baja California	2	202	Mexicali	Mexicali
2009	Legislative (LH)	Tamaulipas	28	2803	Reynosa	Reynosa
2009	Legislative (LH)	Tamaulipas	28	2808	Tampico	Tampico
2006	Legislative (LH)	Jalisco	14	1410	Zapopan	Zapopan
2006	Legislative (LH)	Sonora	26	2603	Hermosillo	Hermosillo
2006	Legislative (LH)	Jalisco	14	1416	Tlaquepaque	Tlaquepaque

Continued on next page

Sample Electoral Units

Year	Type	NAME1	NAME1_b	NAME2	NAME3	NAME3_imp
2006	Legislative (LH)	México	15	1503	Jocotitlan	Jocotitlan
2006	Legislative (LH)	Aguascalientes	1	102	Aguascalientes	Aguascalientes
2006	Presidential	Puebla	21	6	—	Puebla
2006	Presidential	Michoacán	16	5	—	La Piedad
2006	Presidential	Oaxaca	20	2	—	Huautla de Jiménez
2006	Presidential	Nuevo León	19	2	—	Apodaca
2006	Presidential	Tamaulipas	28	5	—	Victoria
2003	Legislative (LH)	Mexico City	9	909	Venustiano Carranza	Venustiano Carranza
2003	Legislative (LH)	Mexico City	9	918	Iztapalapa	Iztapalapa
2003	Legislative (LH)	Nuevo León	19	1910	Monterrey	Monterrey
2003	Legislative (LH)	Chihuahua	8	805	Aquiles Serdan	Aquiles Serdan
2003	Legislative (LH)	México	15	1509	Almoloya De Juarez	Almoloya De Juarez
2000	Legislative (LH)	Guanajuato	11	1111	Penjamo	Penjamo
2000	Legislative (LH)	Campeche	4	402	Carmen	Carmen
2000	Legislative (LH)	México	15	1536	Coatepec Harinas	Coatepec Harinas
2000	Legislative (LH)	Michoacán	16	1612	Nuevo Urecho	Nuevo Urecho
2000	Legislative (LH)	Zacatecas	32	3204	Pinos	Pinos
2000	Presidential	Guerrero	12	4	—	—
2000	Presidential	Yucatán	31	4	—	Mérida
2000	Presidential	Nuevo León	19	10	—	Monterrey
2000	Presidential	Sonora	26	5	—	Hermosillo
2000	Presidential	Veracruz	30	19	—	Saltabarranca

Continued on next page

Sample Electoral Units

Year	Type	NAME1	NAME1_b	NAME2	NAME3	NAME3_imp
1997	Legislative (LH)	Oaxaca	20	2001	San Felipe Jalapa De Diaz	San Felipe Jalapa De Diaz
1997	Legislative (LH)	Tamaulipas	28	2807	Ciudad Madero	Ciudad Madero
1997	Legislative (LH)	Chihuahua	8	809	Santa Barbara	Santa Barbara
1997	Legislative (LH)	Mexico City	9	902	Azcapotzalco	Azcapotzalco
1997	Legislative (LH)	México	15	1536	Zacualpan	Zacualpan
1994	Legislative (LH)	Aguascalientes	1	101	Aguascalientes	Aguascalientes
1994	Legislative (LH)	Sinaloa	25	2509	Culiacan	Culiacan
1994	Legislative (LH)	México	15	1508	Otumba	Otumba
1994	Legislative (LH)	Morelos	17	1701	Cuernavaca	Cuernavaca
1994	Legislative (LH)	Chiapas	7	701	Berriozabal	Berriozabal
1991	Legislative (LH)	Veracruz	30	3015	Coatzacoalcos	Coatzacoalcos
1991	Legislative (LH)	Jalisco	14	1403	Guadalajara	Guadalajara
1991	Legislative (LH)	Mexico City	9	912	Venustiano Carranza	Venustiano Carranza
1991	Legislative (LH)	Durango	10	1002	Gomez Palacio	Gomez Palacio
1991	Legislative (LH)	Mexico City	9	904	Venustiano Carranza	Venustiano Carranza

Sample Electoral Units (continued 2/2)

	NAME4	NAME5	NAME5_b	Lat.	Lon.
	520	C1	ESCUELA TELESECUNDARIA MÉXICO, CALLE IGNACIO PÉREZ, SIN NÚMERO, LA MONJA O LAS MONJAS, CÓDIGO POSTAL 76219, QUERÉTARO, QUERÉTARO, CAMINO A LA BARRETA	20.826	-100.506

Continued on next page

Sample Electoral Units (continued 2/2)

	NAME4	NAME5	NAME5_b	Lat.	Lon.
	1427	C2	ESCUELA SECUNDARIA GENERAL GUILLERMO GARCÍA ARAGÓN, AVENIDA LÁZARO CÁRDENAS, NÚMERO 97, COLONIA CENTRO, LOCALIDAD PARÁCUARO, CÓDIGO POSTAL 60760, PARÁCUARO, MICHOACÁN, ENTRE CALLE PÍPILA Y CALLE CENOBIO MORENO	19.522	-101.607

Continued on next page

Sample Electoral Units (continued 2/2)

	NAME4	NAME5	NAME5_b	Lat.	Lon.
	1087	C2	DOMICILIO PARTICULAR, CALLE CERRO DE LA LUZ, NÚMERO 1155 ESQUINA CON ANDADOR SIERRA ROCALLOSA, COLONIA INFONAVIT CAÑADAS, CÓDIGO POSTAL 80179, CULIACÁN, SINALOA., ENFRENTE DE CANCHA DEPORTIVA	24.782	-107.403

Continued on next page

Sample Electoral Units (continued 2/2)

	NAME4	NAME5	NAME5_b	Lat.	Lon.
	176	B1	DOMICILIO PARTICULAR , CALLE NICOLÁS BRAVO ENTRE CALLE EMILIANO ZAPATA Y GENERAL BONIFACIO SALINAS LEAL, NÚMERO 2640, COLONIA VICENTE GUERRERO, LA PAZ, CÓDIGO POSTAL 23040, LA PAZ, BAJA CALIFORNIA SUR., A 100 METROS DEL MUSEO INTERACTIVO CASITA	24.143	-110.293

Sample Electoral Units (continued 2/2)

	NAME4	NAME5	NAME5_b	Lat.	Lon.
	161	C1	ESCUELA PRIMARIA RURAL FRANCISCO SARABIA, CALLE SIN NOMBRE, SIN NÚMERO, EL LINDERO, CÓDIGO POSTAL 76355, JALPAN DE SERRA, QUERÉTARO, A UN COSTADO DE LA CANCHA DEPORTIVA	21.278	-99.499
	5494	1B	—	—	—
	122	1B	—	—	—
	1549	1B	—	—	—

Continued on next page

Sample Electoral Units (continued 2/2)

	NAME4	NAME5	NAME5_b	Lat.	Lon.
	1609	2C	—	—	—
	6282	1B	—	—	—
	219	C01	—	20.973	-89.562
	162	B	—	16.961	-92.760
	2833	S1	—	20.391	-101.182
	607	C01	—	20.419	-99.168
	2464	B	—	25.505	-108.461
	2223	C02	—	19.364	-99.038
	1839	C02	—	16.738	-95.354
	2750	B	—	31.625	-106.386
	36	B	—	21.185	-86.821
	55	C01	—	28.311	-100.920
	356	C02	—	20.534	-100.790
	984	B	—	19.528	-99.153
	446	B	—	23.015	-100.476
	3663	E02C01	—	19.280	-99.028
	1407	B	—	24.059	-104.591
	3069	C01	—	—	—
	579	B	—	—	—
	1646	B	—	—	—
	988	C01	—	—	—
	1007	C01	—	—	—
	1091	B	—	—	—
	3	C02	—	—	—
	3486	B	—	—	—
	875	B	—	—	—
	1053	C01	—	—	—
	998	C01	—	22.143	-100.989
	5885	C03	—	19.796	-99.095
	425	C01	—	32.643	-115.440
	991	C01	—	26.146	-98.346
	1314	C04	—	22.314	-97.886
	3154	C02	—	20.636	-103.470
	360	C02	—	29.126	-110.963

Continued on next page

Sample Electoral Units (continued 2/2)

	NAME4	NAME5	NAME5_b	Lat.	Lon.
	2506	C01	—	20.630	-103.320
	2357	B	—	19.750	-99.976
	118	C01	—	21.891	-102.260
	1598	B	—	19.028	-98.136
	1588	B	—	20.253	-102.102
	251	C01	—	18.121	-96.840
	146	C01	—	25.721	-100.177
	1573	C05	—	23.763	-99.154
	5190	B	—	—	—
	2040	B	—	—	—
	1421	C2	—	—	—
	56	C1	—	—	—
	123	C2	—	—	—
	1975	B	—	—	—
	248	C	—	—	—
	644	B	—	—	—
	1368	B	—	—	—
	1147	B	—	—	—
	1490	B	—	—	—
	299	B	—	—	—
	1352	B	—	—	—
	471	B	—	—	—
	3321	B	—	—	—
	857	B	—	—	—
	204	B	—	—	—
	2587	B	—	—	—
	314	B	—	—	—
	5813	B	—	—	—
	42	B	—	—	—
	1718	B	—	—	—
	3895	B	—	—	—
	287	B	—	—	—
	130	C	—	—	—
	120	B	—	—	—

Continued on next page

Sample Electoral Units (continued 2/2)

NAME4	NAME5	NAME5_b	Lat.	Lon.
106	B	—	—	—
49	C	—	—	—
72	B	—	—	—
32	B	—	—	—

64.5 Aggregate Election Results

2024 Presidential

Party	Party_b	Votes
SHEINBAUM, Claudia	MORENA	26,170,340
GÁLVEZ, Xóchitl	PAN	9,150,482
MÁYNEZ, Jorge	MC	6,189,880
GÁLVEZ, Xóchitl	PRI	5,305,371
SHEINBAUM, Claudia	PVEM	3,679,458
SHEINBAUM, Claudia	PT	2,870,039
SHEINBAUM, Claudia	PVEM_PT_MORENA	2,017,403
GÁLVEZ, Xóchitl	PAN_PRI_PRD	869,345
GÁLVEZ, Xóchitl	PRD	788,501
SHEINBAUM, Claudia	PT_MORENA	441,488
SHEINBAUM, Claudia	PVEM_MORENA	412,051
GÁLVEZ, Xóchitl	PAN_PRI	211,730
SHEINBAUM, Claudia	PVEM_PT	202,189
GÁLVEZ, Xóchitl	PAN_PRD	36,849
GÁLVEZ, Xóchitl	PRI_PRD	28,249

2021 Legislative (lower house)

Party	Party_b	Votes
Morena	MORENA	16,687,266
National Action Party	PAN	8,851,092
Institutional Revolutionary Party	PRI	8,595,220
Citizens' Movement	MC	3,449,879
Ecologist Green Party of Mexico	PVEM	2,630,111
Party of the Democratic Revolution	PRD	1,698,875
Labor Party	PT	1,524,786
Solidarity Encounter Party	PES	1,352,498
Force for Mexico	FXM	1,217,033
Progressive Social Networks	RSP	868,498
Goes for Mexico	PAN-PRI-PRD	331,321
Together We Make History	PVEM-PT-MORENA	182,417
Independent	Independent	44,311

2018 Presidential

Party	Party_b	Votes
OBRADOR, Andrés	MORENA	24,537,757
ANAYA, Ricardo	PAN	9,806,107
MEADE, José	PRI	7,541,702
CALDERÓN, Jaime	Bronco	2,961,732
OBRADOR, Andrés	PT	2,839,375
OBRADOR, Andrés	MORENA-PT-PES	1,715,361
ANAYA, Ricardo	PRD	1,442,301
OBRADOR, Andrés	PES	1,020,990
MEADE, José	PVEM	925,117
ANAYA, Ricardo	MC	865,607
ANAYA, Ricardo	PAN-PRD-MC	496,105
MEADE, José	PNA	494,245
MEADE, José	PRI-PVEM-PNA	328,789

Continued on next page

2018 Presidential

Party	Party_b	Votes
ZAVALA, Margarita	ZAVALA	32,743

2018 Legislative (lower house)

Party	Party_b	Votes
Morena	MORENA	20,654,464
National Action Party	PAN	9,961,467
Institutional Revolutionary Party	PRI	9,235,798
Party of the Democratic Revolution	PRD	2,848,341
Ecologist Green Party of Mexico	PVEM	2,625,254
Citizens' Movement	MC	2,385,046
Labor Party	PT	1,944,473
New Alliance Party	PNA	1,356,618
Social Encounter Party	PES	1,123,653
Together We Make History	PT-MORENA-PES	813,562
Independent	Independent	539,347
Citizen Front for Mexico	PAN-PRD-MC	353,843
Everyone for Mexico	PRI-PVEM-PNA	178,690

2015 Legislative (lower house)

Party	Party_b	Votes
Institutional Revolutionary Party	PRI	11,436,677
National Action Party	PAN	8,351,120
Party of the Democratic Revolution	PRD	4,291,902
Morena	MORENA	3,326,038

Continued on next page

2015 Legislative (lower house)

Party	Party_b	Votes
Ecologist Green Party of Mexico	PVEM	2,579,327
Citizens' Movement	MC	2,420,791
New Alliance Party	PNA	1,479,057
Social Encounter Party	PES	1,317,910
Labor Party	PT	1,116,161
Humanist Party	PH	851,302
PRI-PVEM	PRI-PVEM	336,705
Independent	Independent	225,490
PRD-PT	PRD-PT	51,254
PAN-PNA	PAN-PNA	1,197

2012 Presidential

Party	Party_b	Votes
NIETO, Enrique	PRI	14,562,001
MOTA, Josefina	PAN	12,786,945
OBRADOR, Andrés	PRD	9,749,051
OBRADOR, Andrés	PRD-PT-MC	3,897,185
NIETO, Enrique	PRI-PVEM	3,703,923
OBRADOR, Andrés	PT	1,246,696
TORRE, Gabriel	PANAL	1,150,529
OBRADOR, Andrés	MC	1,004,226
NIETO, Enrique	PVEM	961,530

2012 Legislative (lower house)

Party	Party_b	Votes
Institutional Revolutionary Party	PRI	14,877,736
National Action Party	PAN	12,895,515
Party of the Democratic Revolution	PRD	8,202,920
PRD-PT-MC	PRD-PT-MC	2,564,259
PRI-PVEM	PRI-PVEM	2,054,886
New Alliance Party	PNA	2,033,218
Ecologist Green Party of Mexico	PVEM	2,020,768
Labor Party	PT	1,373,531
Citizens' Movement	MC	1,286,139

2009 Legislative (lower house)

Party	Party_b	Votes
Institutional Revolutionary Party	PRI	12,714,314
National Action Party	PAN	9,688,690
Party of the Democratic Revolution	PRD	4,220,695
Ecologist Green Party of Mexico	PVEM	2,256,620
Labor Party	PT	1,235,223
New Alliance Party	PNA	1,182,884
Convergence	Convergence	822,636
Social Democratic Party	PSD	357,232
PRI-PVEM	PRI-PVEM	127,158
PT-CONVE	PT-CONVE	59,390

2006 Presidential

Party	Party_b	Votes
CALDERÓN, Felipe	PAN	15,000,284
OBRADOR, Andrés	PRD-PT-C	14,756,350
MADRAZO, Roberto	PRI-PVEM	9,301,441
MERCADO, Patricia	ASDC	1,128,850
CIFRIÁN, Roberto	PANAL	401,804

2006 Legislative (lower house)

Party	Party_b	Votes
National Action Party	PAN	13,784,938
Coalition for the Good of All	PRD-PT-CONVE	11,969,449
Alliance for Mexico	PRI-PVEM	11,647,698
New Alliance Party	PNA	1,876,443
Social Democratic and Peasant Alternative Party	ASDC	847,601

2003 Legislative (lower house)

Party	Party_b	Votes
National Action Party	PAN	8,252,735
Institutional Revolutionary Party	PRI	6,175,712
Party of the Democratic Revolution	PRD	4,728,031
Alliance for All Coalition	PRI-PVEM	3,695,484
Ecologist Green Party of Mexico	PVEM	1,065,593
Labor Party	PT	643,187
Convergence for Democracy	Convergence	605,910

Continued on next page

2003 Legislative (lower house)

Party	Party_b	Votes
México Posible	MP	242,830
Social Alliance Party	PAS	197,890
Citizen Force Party	FC	123,891
Mexico Liberal Party	PLM	108,744
Party of the Nationalist Society	PSN	72,243

2000 Presidential

Party	Party_b	Votes
FOX, Vicente	PAN-PVEM	15,989,832
LABASTIDA, Francisco	PRI	13,579,914
CALDERÓN, Felipe	PRD-PT-CONVE-PAS-PSN	6,256,810
GALLARDO, Gilberto	DS	592,384
SOLÍS, Manuel	PCD	206,593
LEDO, Porfirio	PARM	156,896

2000 Legislative (lower house)

Party	Party_b	Votes
Alliance for Change	PAN-PVEM	14,228,283
Institutional Revolutionary Party	PRI	13,739,305
Alliance for Mexico	PRD-PT-CONVE-PAS-PSN	6,951,289
Social Democracy	DSPPN	699,469
Democratic Center Party of Mexico	PCD	427,626
Authentic Party of the Mexico Revolution	PARM	272,024

1997 Legislative (lower house)

Party	Party_b	Votes
Institutional Revolutionary Party	PRI	11,430,313
National Action Party	PAN	7,772,166
Party of the Democratic Revolution	PRD	7,514,248
Ecologist Green Party of Mexico	PVEM	1,114,889
Labor Party	PT	754,991
Party of the Cardenist Front of National Reconstruction	PC	327,210
Mexican Democratic Party	PDM	194,048
Popular Socialist Party	PPS	98,460

1994 Legislative (lower house)

Party	Party_b	Votes
Institutional Revolutionary Party	PRI	17,110,982
National Action Party	PAN	8,791,564
Party of the Democratic Revolution	PRD	5,691,840
Labor Party	PT	905,480
Ecologist Green Party of Mexico	PVEM	476,533
Party of the Cardenist Front of National Reconstruction	PFCRN	385,106
Authentic Party of the Mexico Revolution	PARM	288,791
Popular Socialist Party	PPS	234,353
Mexican Democratic Party	UNO-PDM	150,503

1991 Legislative (lower house)

Party	Party_b	Votes
Institutional Revolutionary Party	PRI	14,119,064
National Action Party	PAN	4,072,477
Party of the Democratic Revolution	PRD	1,906,339
Party of the Cardenist Front of National Reconstruction	PFCRN	995,888
Authentic Party of the Mexico Revolution	PARM	491,271
Popular Socialist Party	PPS	413,904
Ecologist Green Party of Mexico	PEM	331,784
Labor Party	PT	259,972
Mexican Democratic Party	PDM	249,717
Workers' Revolutionary Party	PRT	136,018

64.6 Electoral Geography

0

Electoral Units in 2024 | Geometry Type: Thiessen | Spatial Units: 66,087 (Years also geocoded at this level: 2006, 2009, 2015, 2018)

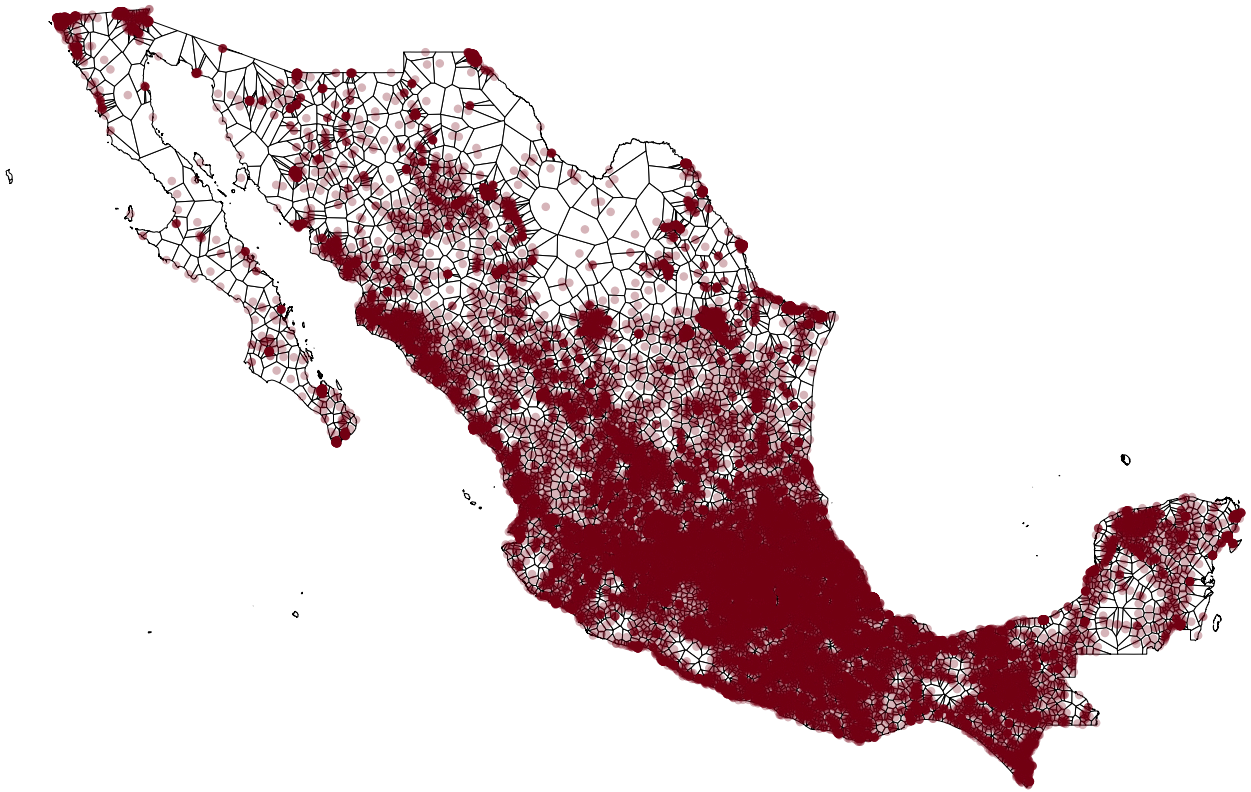

65 Moldova

65.1 Notes

- Smallest physical unit: Polling Station

65.2 Data Source(s)

- Comisia Electorală Centrală a Republicii Moldova

65.3 Elections Summary

Elections Summary

Year	Election Type	Data Units	Spatial Units	% Geocoded
2024	Presidential	2221	1531	99.8%
2021	Legislative (unicameral)	2150	1505	99.9%
2020	Presidential	2271	1508	100.0%
2016	Presidential	2077	0	0.0%
2014	Legislative	2071	0	0.0%

65.4 Sample Electoral Units

Sample Electoral Units

Year	Type	NAME1	NAME2	NAME2_b	Lat.	Lon.
2024	Presidential	Ţareuca	40	Căminul Cultural, Com. Ţareuca	47.749	28.881
2024	Presidential	Botanica	60	Imsp Spitalul Clinic Municipal „ Gheorghe Paladi”	47.006	28.844
2024	Presidential	Albineţul Vechi	7	Casa De Cultură, Com. Albineţul Vechi	47.557	27.634
2024	Presidential	Mileşti	29	Casa De Cultură Satului Mileşti	46.908	28.808
2024	Presidential	Huluboaia	42	Sediul Primăriei S.huluboaia, S.huluboaia	46.061	28.332
2021	Legislative (unicameral)	Orac	29	S.orac Casa De Cultură	46.668	28.464
2021	Legislative (unicameral)	Bălceana	6	Gimnaziul. S. Bălceana	46.849	28.403
2021	Legislative (unicameral)	Căbăieşti	13	Gimnaziul ”Maria Luchian”, S. Căbăieşti	47.219	28.151
2021	Legislative (unicameral)	Buiucani	111	I.p.liceul Teoretic ”Onisifor Ghibu”,	47.039	28.774
2021	Legislative (unicameral)	Bocancea-Schit	42	Căminul Cultural, S. Bocancea Schit	47.511	28.137
2020	Presidential	Fetiţa	13	Casa De Cultură, S. Fetiţa	46.693	28.676
2020	Presidential	Băcioi	272	Liceul Teoretic ”Grigore Vieru”, Comuna Băcioi, Str. Independenţei, 52	46.910	28.889
2020	Presidential	Botanica	48	Liceul Teoretic Iulia Haşdeu	46.995	28.866

Continued on next page

Sample Electoral Units

Year	Type	NAME1	NAME2	NAME2_b	Lat.	Lon.
2020	Presidential	Bahmut Loc	10	Magazinul Srl ”Retic-Plus”, G. Bahmut	47.321	28.116
2020	Presidential	Unchiteşti	23	Căminul Cultural, S. Unchiteşti,	47.412	28.370
2016	Presidential	Ucrainca	47	—	—	—
2016	Presidential	Cioreşti	20	—	—	—
2016	Presidential	Bălţi	10	—	—	—
2016	Presidential	Cotiujenii Mari	10	—	—	—
2016	Presidential	Valea Mare	73	—	—	—
2014	Legislative	Horodişte	24	—	—	—
2014	Legislative	Cotiujeni	20	—	—	—
2014	Legislative	Bălți	29	—	—	—
2014	Legislative	Mereşeuca	27	—	—	—
2014	Legislative	Congaz	49	—	—	—

65.5 Aggregate Election Results

2024 Presidential - Second Round

Party	Party_b	Party_c	Votes
STOIANOGLO, Alexandr	Independent	—	694,422
SANDU, Maia	Independent	—	658,296

2024 Presidential - First Round

Party	Party_b	Party_c	Votes
SANDU, Maia	Independent	—	487,558
STOIANOGLO, Alexandr	Independent	—	381,928
USATÎI, Renato	Our Party	—	178,062
VLAH, Irina	Independent	—	79,395
FURTUNĂ, Victoria	Independent	—	66,222
TARLEV, Vasile	Future of Moldova Party	—	46,435
CHICU, Ion	Party of Development and Consolidation	—	30,267
ȚÎCU, Octavian	Together Bloc	—	12,168
MORARI, Natalia	Independent	—	8,668
NĂSTASE, Andrei	Independent	—	8,659
ULIANOVSCHI, Tudor	Independent	—	7,250

2021 Legislative (unicameral)

Party	Party_b	Party_c	Votes
Party of Action and Solidarity	Partidul Politic „ Partidul Acțiune și Solidaritate”	—	592,099
Bloc of Communists and Socialists	Blocul electoral al Comuniștilor și Socialiștilor	—	393,447
Șor Party	Partidul Politic „ Șor”	—	82,936
Electoral Bloc ”Renato Usatîi”	Blocul Electoral „ RENATO USATÎI”	—	54,210
Dignity and Truth Platform	Partidul Politic „ Platforma Demnitate și Adevăr”	—	30,470
Democratic Party of Moldova	Partidul Democrat din Moldova	—	25,820
We Build Europe At Home Party	Partidul Politic Partidul Acasă Construim Europa „ PACE”	—	16,489
Democracy at Home Party	Partidul Politic „ Democrația Acasă”	—	15,445
Common Action Political Party — Civil Congress	Partidul Politic „ Partidul Acțiunii Comune – Congresul Civic”	—	10,958

Continued on next page

2021 Legislative (unicameral)

Party	Party_b	Party_c	Votes
Party of Development and Consolidation	Partidul Politic „ Partidul Dezvoltării și Consolidării Moldovei”	—	6,107
Alliance for the Union of Romanians	Partidul Politic ALIANȚA PENTRU UNIREA ROMÂNILOR	—	5,906
National Unity Party	Partidul Politic „ Partidul Unității Naționale”	—	5,421
Hope Professionals' Movement Party	Mişcarea Profesioniştilor „ Speranţa-Надежда”	—	2,751
Party of Change	Candidat independent, Valico Veaceslav	—	2,430
Partidul Schimbării	Partidul Politic „ PARTIDUL SCHIMBĂRII”	—	2,101
People's Power Party	Partidul Politic „ Puterea Oamenilor”	—	1,510
New Historical Option	Partidul Politic „ NOI”	—	1,361
Working People's Party	Partidul Politic Partidul Oamenilor Muncii	—	1,360
Party of Law and Justice	Partidul Politic „ Partidul Legii şi Dreptăţii”	—	1,335
Ecologist Green Party	Partidul Politic Partidul Verde Ecologist	—	1,105
Party of Regions of Moldova	Partidul Regiunilor din Moldova	—	1,103
Patriots of Moldova	Partidul „ Patrioţii Moldovei”	—	837
New Party	Partidul Politic NOUA OPȚIUNE ISTORICĂ	—	181

2020 Presidential - Second Round

Party	Party_b	Party_c	Votes
SANDU, Maia	Party of Action and Solidarity	SANDU MAIA Partidul Politic „ Partidul Acțiune și Solidaritate”	699,401
DODON, Igor	Independent	DODON IGOR Candidat independent IGOR DODON	672,117

2020 Presidential - First Round

Party	Party_b	Party_c	Votes
DODON, Igor	Independent	DODON IGOR Candidat independent IGOR DODON	434,427
SANDU, Maia	Party of Action and Solidarity	SANDU MAIA Partidul Politic „ Partidul Acțiune și Solidaritate”	383,030
USATÎI, Renato	Our Party	USATÎI RENATO Partidul politic „ Partidul Nostru”	202,202
IVANOV, Violeta	Șor Party	IVANOV VIOLETA Partidul Politic „ Șor”	85,889
NĂSTASE, Andrei	Dignity and Truth Platform Party	NĂSTASE ANDREI Partidul Politic „ Platforma Demnitate și Adevăr”	38,563
ŢÎCU, Octavian	National Unity Party	ŢÎCU OCTAVIAN Partidul Politic „ Partidul Unității Naționale”	24,054
DELIU, Tudor	Liberal Democratic Party of Moldova	DELIU TUDOR Partidul Liberal Democrat din Moldova	17,782
CHIRTOACĂ, Dorin	Mișcarea Politică Unirea	CHIRTOACĂ DORIN Blocul electoral UNIREA	13,594

2016 Presidential - First Round

Party	Party_b	Party_c	Votes
DODON, Igor	Party of Socialists	Dodon Igor, Partidul Politic „ Partidul Socialiștilor din Republica Moldova”	1,487,483
SANDU, Maia	Party of Action and Solidarity	Sandu Maia, Partidul Politic „ Partidul Acțiune și Solidaritate”	1,143,822

Continued on next page

2016 Presidential - First Round

Party	Party_b	Party_c	Votes
CIUBAȘENCO, Dumitru	Our Party	Ciubașenco Dumitru, Partidul Politic „ Partidul Nostru”	81,376
LEANCĂ, Iurie	European People’s Party	Leancă Iurie, Partidul Politic „ Partidul Popular European din Moldova”	42,653
GHIMPU, Mihai	Liberal Party	Ghimpu Mihai, Partidul Liberal	24,430
GHILEȚCHI, Valeriu	Independent	Ghilețchi Valeriu, Candidat independent	14,225
LAGUTA, Maia	Independent	Laguta Maia, Candidat independent	10,130
RADU, Silvia	Independent	Radu Silvia, Candidat independent	5,122
GUȚU, Ana	The Right	Guțu Ana, Partidul Politic „ Dreapta”	2,285

2014 Legislative

Party	Party_b	Party_c	Votes
Party of Socialists	Partidul Politic „ Partidul Socialiştilor din Republica Moldova”	—	323,048
Liberal Democratic Party	Partidul Liberal Democrat din Moldova	—	297,902
Party of Communists	Partidul Comuniştilor din Republica Moldova	—	276,096
Democratic Party of Moldova	Partidul Democrat din Moldova	—	245,837
Liberal Party	Partidul Liberal	—	139,548
Communist Reformist Party	Partidul Politic „ Partidul Comunist Reformator din Moldova”	—	77,535
Moldova’s Choice - Customs Union	Blocul Electoral „ ALEGEREA MOLDOVEI – UNIUNEA VAMALĂ”	—	48,473
Popular Movement Anti-Mafia Party	Partidul Politic Mişcarea Populară Anti-mafie	—	25,142
Liberal Reformist Party	Partidul Liberal Reformator	—	22,902
Independent	BREGA OLEG, candidat independent	—	12,284
People’s Party	Partidul Politic Partidul Popular din Republica Moldova	—	11,881

Continued on next page

2014 Legislative

Party	Party_b	Party_c	Votes
Christian-Democratic People's Party	Partidul Popular Creştin Democrat	—	11,433
Force of the People Party	Partidul Politic „ Partidul Forţa Poporului"	—	11,277
National Liberal Party	Partidul Naţional Liberal	—	5,662
Revival Party	Partidul Politic Partidul „ RENAȘTERE"	—	4,023
Independent	CERNEI OLEG, candidat independent	—	2,678
Democratic Action Party	Partidul Acţiunea Democratică	—	2,407
Democracy at Home Party	Partidul Politic „ Democraţia Acasă"	—	2,182
For the Nation and Country Party	Partidul Politic „ Pentru Neam şi Ţară"	—	1,602
Patriots of Moldova	Partidul Politic „ Patrioţii Moldovei"	—	1,417
Ecologist Green Party	Partidul Politic Partidul Verde Ecologist	—	1,268
Independent	PLEȘCA VALERIU, candidat independent	—	946
Independent	DOGA ANATOLIE, candidat independent	—	753
Centrist Union	Partidul Politic Uniunea Centristă din Moldova	—	583

65.6 Electoral Geography

0

Electoral Units in 2024 | Geometry Type: Thiessen | Spatial Units: 1,537 (Years also geocoded at this level: 2020, 2021)

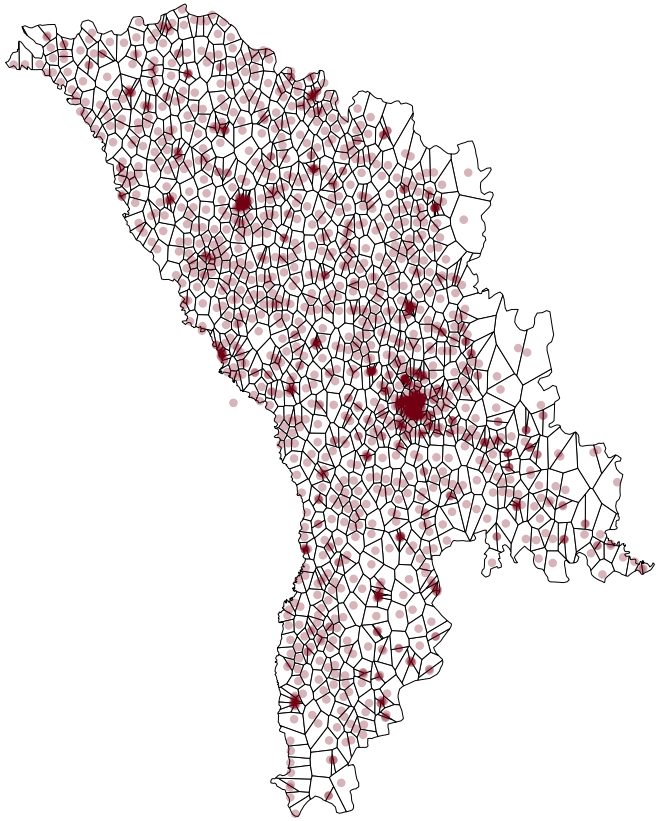

66 Mongolia

66.1 Notes

- Smallest physical unit: Polling Station

66.2 Data Source(s)

- Монгол Улсын Сонгуулийн ер☒нхий хороо нь

66.3 Elections Summary

Elections Summary

Year	Election Type	Data Units	Spatial Units	% Geocoded
2021	Presidential	2087	298	95.6%

66.4 Sample Electoral Units

Sample Electoral Units

Year	Type	NAME1	NAME2	NAME3	NAME4	Lat.	Lon.
2021	Presidential	Сэлэнгэ	Алтанбулаг	3-р баг, Алтан-Овоо	17-2-3	50.100	106.745

Continued on next page

Sample Electoral Units

Year	Type	NAME1	NAME2	NAME3	NAME4	Lat.	Lon.
2021	Presidential	Сүхбаатар	Төмөнцогт	1-р баг, Лхүмбэ, 4-р баг, Баянцогт	15-10-2	47.554	112.411
2021	Presidential	Баян-Өлгий	Улаанхус	4-р баг, Согоог	2-12-4	49.108	88.928
2021	Presidential	Төв	Баян-Өнжүл	1-р баг, Бараат	17-9-1	46.927	106.029
2021	Presidential	УБ-БГД	Чингэлтэй	12-р хороо	30-12-2	48.027	106.882

66.5 Aggregate Election Results

2021 Presidential

Party	Party_b	Party_c	Votes
KHÜRELSÜKH, Ukhnaagiin	Mongolian People's Party	Монгол Ардын Нам	822,151
ENKHBAT, Dangaasürengiin	Right Person Electorate Coalition	Зөв Хүн Электорат Эв сэл	242,884
ERDENE, Sodnomzunduin	Democratic Party	Монголын Ардчилсан Нам	72,672

66.6 Electoral Geography

2

Electoral Units in 2021 | Geometry Type: Actual | Spatial Units: 298

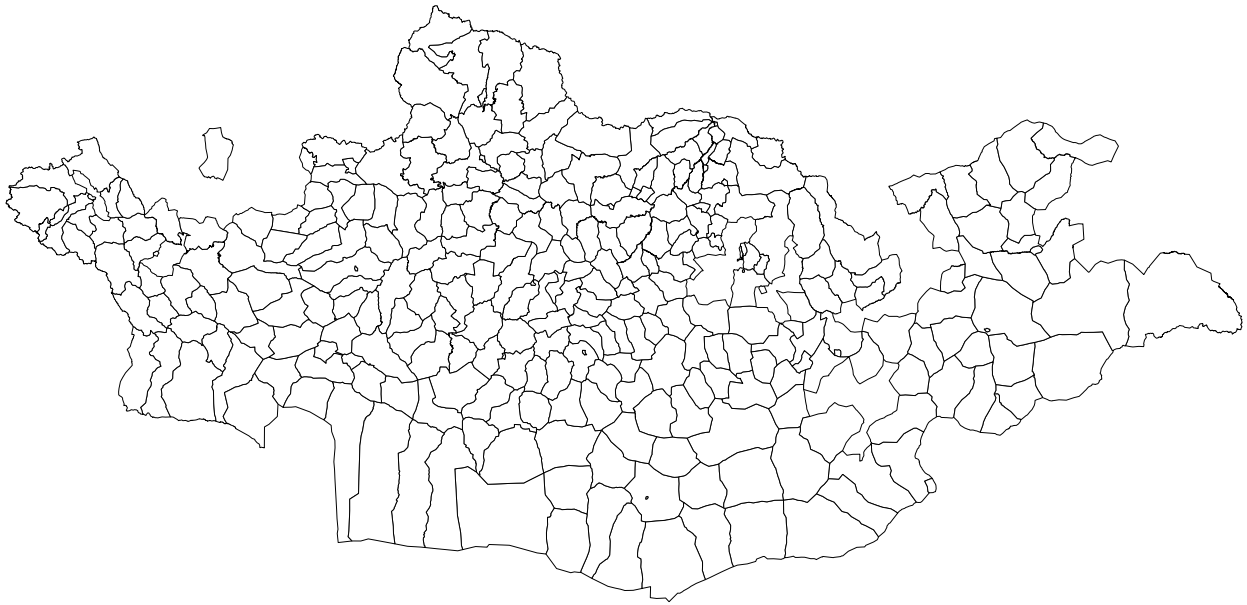

67 Montenegro

67.1 Notes

- Smallest physical unit: Polling Station

67.2 Data Source(s)

- Državna izborna komisija - Crna Gora

67.3 Elections Summary

Elections Summary

Year	Election Type	Data Units	Spatial Units	% Geocoded
2023	Legislative (unicameral)	997	640	100.0%

67.4 Sample Electoral Units

Sample Electoral Units

Year	Type	NAME1	NAME2	NAME3	Lat.	Lon.
2023	Legislative (unicameral)	Central	Podgorica	Centralna Banka Crne Gore Filijala Podgorica	42.440	19.261

Continued on next page

Sample Electoral Units

Year	Type	NAME1	NAME2	NAME3	Lat.	Lon.
2023	Legislative (unicameral)	Northern	Petnjica	Donja Vrbica	42.885	19.984
2023	Legislative (unicameral)	Northern	Žabljak	Virak	43.118	19.108
2023	Legislative (unicameral)	Central	Danilovgrad	Danilovgrad Ii - Zapadni Kvart	42.554	19.108
2023	Legislative (unicameral)	Central	Cetinje	Treska I	42.393	18.912

67.5 Aggregate Election Results

2023 Legislative (unicameral)

Party	Votes
Europe Now!	77,203
Together!	70,228
For the Future of Montenegro	44,571
Aleksa and Dritan — Count Bravely!	37,730
Bosniak Party	21,423
SNP - DEMOS	9,472
Social Democratic Party of Montenegro	9,010
Justice for All	8,380
Albanian Forum	5,767
Turnaround for a Safe Montenegro	4,833
Albanian Alliance	4,512
People's Coalition	3,630

Continued on next page

2023 Legislative (unicameral)

Party	Votes
Croatian Civic Initiative	2,226
Movement for Changes	1,993
Yes, We Can!	1,464

67.6 Electoral Geography

0

Electoral Units in 2023 | Geometry Type: Thiessen | Spatial Units: 640

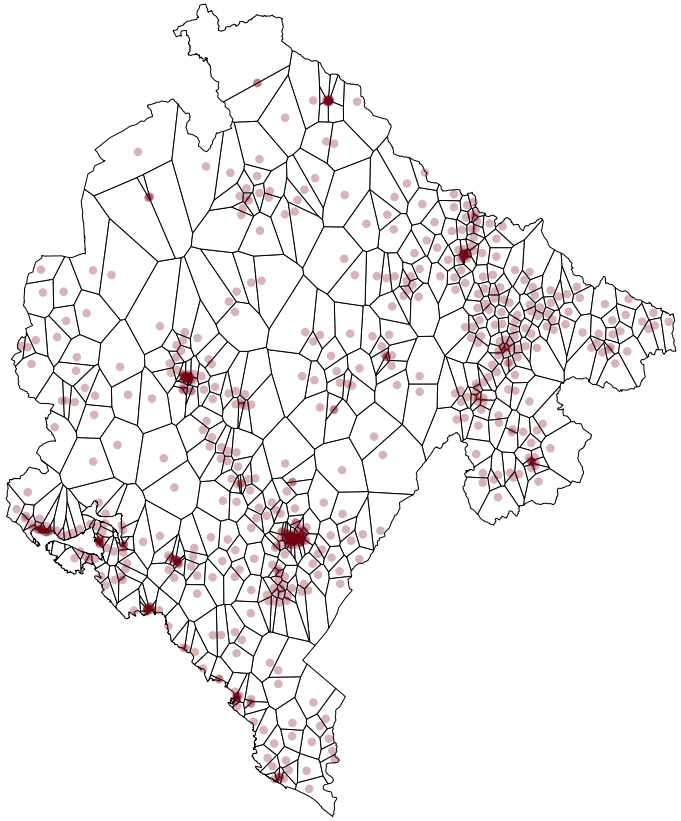

68 Myanmar

68.1 Notes

- Lower house refers to the Pyithu Hluttaw despite no formal delineation.
- Smallest physical unit: Parliamentary Constituency

68.2 Data Source(s)

- Union Election Commission

68.3 Elections Summary

Elections Summary

Year	Election Type	Data Units	Spatial Units	% Geocoded
2015	Legislative (lower house)	322	313	97.2%
2010	Legislative (lower house)	325	324	99.7%

68.4 Sample Electoral Units

Sample Electoral Units

Year	Type	NAME1	NAME1_b	NAME2	NAME2_b	Lat.	Lon.
2015	Legislative (LH)	Shan	MMR222	Mongkhet	MMR016002	21.719	99.322
2015	Legislative (LH)	Yangon	MMR013	Thingangyun	MMR013009	16.828	96.199
2015	Legislative (LH)	Kayah	MMR002	Hpruso	MMR002003	19.263	97.064
2015	Legislative (LH)	Kachin	MMR001	Puta-O	MMR001014	27.301	97.337
2015	Legislative (LH)	Yangon	MMR013	Hlegu	MMR013004	17.268	96.206
2010	Legislative (LH)	Mon	MMR011	Paung	MMR011008	16.666	97.433
2010	Legislative (LH)	Bago	MMR111	Taungoo	MMR007009	19.005	96.222
2010	Legislative (LH)	Mandalay	MMR010	Nyaung-U	MMR010022	21.085	95.020
2010	Legislative (LH)	Magway	MMR009	Tilin	MMR009024	21.767	94.177
2010	Legislative (LH)	Tanintharyi	MMR006	Launglon	MMR006002	13.919	98.136

68.5 Aggregate Election Results

2015 Legislative (lower house)

Party	Party_b	Votes
National League for Democracy	□□□□□□□□□□□□□□□□□□□□□□□□□□□□□□□□□□□□	12,217,427
Union Solidarity and Development Party	□□□	5,720,832
Arakan National Party	□□□□□□□□□□□□□□□□□□□□	468,948
National Unity Party	□□□□□□□□□□□□□□□□□□□□□□□□□□□□□□□□□□□□	389,471
Shan Nationalities League for Democracy	□□□	336,471
National Development Party	□□□□□□□□□□□□□□□□□□□□□□□□	219,145
Pa-O National Organisation	□□□□□□□□□□□□□□□□□□□□□□□□□□□□(PNO)□□□□	209,974
Myanmar Farmers Development Party	□□□	165,466
Independent	□□□□□□□□□□□□	152,874
Shan Nationalities Democratic Party	□□□	113,163
National Democratic Force	□□□□□□□□□□□□□□□□□□□□□□□□□□□□□□□□	106,110
Mon National Party	□□□□□□□□□□□□□□□□□□	89,718
Ta'ang National Party	□□□□□□(□□□□□□)□□□□□□□□□□□□□□	80,505
Kayin People's Party	□□□□□□□□□□□□□□□□	78,063
Tai-Leng Nationalities Development Party	□□□□□□□□□□□□(□□□□□□□□)□□□□□□□□□□□□□□□□□□□

2015 Legislative (lower house)

Party	Party_b	Votes
Democratic Party	□□□□□□□□□□□□□□□□(□□□□□□)	18,657
United Democratic Party	□□□□□□□□□□□□□□□□□□□□□□□□□□□□(UDP)	17,716
Chin League for Democracy	□□□□□□□□□□□□□□□□□□□□□□□□□□□□□□	15,989
Rakhine State National United Party	□□□□□□□□□□□□□□□□□□□□□□□□□□□□□□□□□□□□	15,676
other		13,546
	□□□□□□□□□□□□□□□□□□□□□□□□□□□□□□□□□□□□	
other	□□□□□□□□□□□□□□□□□□□□□□	12,432
other	″□″□□□□□□□□□□□□□□□□□□□□□□□□□□□□	11,551
other	□□□□□□□□□□□□□□□□□□□□	10,964
other		10,835
	□□□□□□□□□□□□□□□□□□□□□□□□□□□□□□□□□□□□□□□	
other	□□□□□□□□□□□□□□□□□□□□□□(KDP)	10,190
other	□□□□□□□□□□□□□□□□□□	9,979
other	□□□□□□□□□□□□□□□□□□□□	9,906
other	□□□□□□□□□□□□□□□□□	9,753
other	□□□□□□□□□□□□□□□□□□□	9,559
other	□□□□□□□□□□□□□□□□□□□□□□□□□□	8,539
other	□□□□□□□□□□□□□□□□□□□□□□□□□□□	8,225
other	□□□□□□□□□□□□□□□□□□□□	7,647
other		7,583
	□□□	
other		6,895
	□□□□□□□□□□□□□□□□□□□□□□□□□□□□□□□□□□□□	
other	″□″□□□□□□□□□□□□□□□	6,785
other	□□□□□□□□□□□□□□□□□□□□□□□□□□□	6,572
other		6,017
	□□□□□□□□□□□□□□□□□□□□

2015 Legislative (lower house)

Party	Party_b	Votes
other		4,441
other	□□□□

2015 Legislative (lower house)

Party	Party_b	Votes
other	□□	505
other	□□□□□□□□□□□□□□□□□□□□□□□□□□	454
other	□□□□□□□□□□□□□□□□□□□□□□	331
other		200
	□□ □□□□□□□□□□□□(□□□)	
other	□□□□□□□□□□□□□□□□□□□□□□□□□□□	114
other		93
	□□□	
other	□□□□□□□□□□□□□□□□□□□□□□□	23

Error formatting votes table

68.6 Electoral Geography

0

Electoral Units in 2015 | Geometry Type: Actual | Spatial Units: 313 (Years also geocoded at this level: 2010)

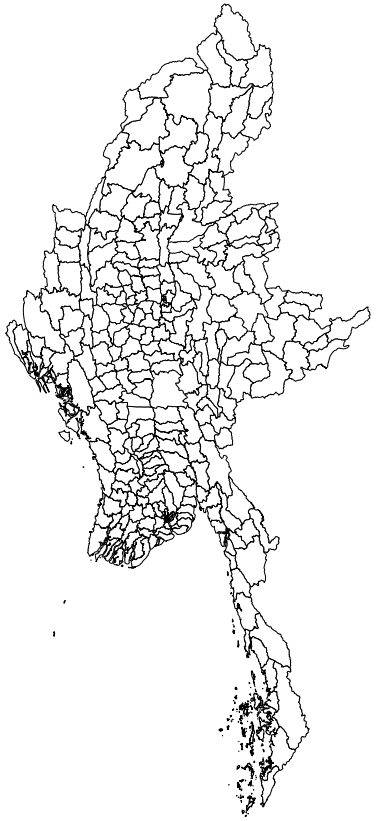

69 Namibia

69.1 Notes

- Smallest physical unit: Parliamentary Constituency

69.2 Data Source(s)

- The Institute for Public Policy Research

69.3 Elections Summary

Elections Summary

Year	Election Type	Data Units	Spatial Units	% Geocoded
2019	Legislative (lower house)	121	104	100.0%
2019	Presidential	121	104	100.0%
2014	Legislative (lower house)	121	105	100.0%

69.4 Sample Electoral Units

Sample Electoral Units

Year	Type	NAME1	NAME2	Lat.	Lon.
2019	Legislative (LH)	Zambezi	Kongola	-17.812	23.385
2019	Legislative (LH)	Omusati	Ogongo	-17.677	15.294
2019	Legislative (LH)	Omaheke	Otjinene	-21.135	18.787
2019	Legislative (LH)	Otjozondjupa	Otjiwarongo	-20.461	16.651
2019	Legislative (LH)	Erongo	Arandis	-22.419	14.980
2019	Presidential	Oshana	Uukwiyu	-18.010	15.910
2019	Presidential	Omaheke	Gobabis	-22.399	18.974
2019	Presidential	Khomas	Windhoek Rural	-22.565	17.084
2019	Presidential	Kavango East	Mukwe	-18.040	21.428
2019	Presidential	Oshana	Ongwediva	-17.773	15.764
2014	Legislative (LH)	Hardap	Aranos	-24.138	19.111
2014	Legislative (LH)	Omaheke	Kalahari	-21.847	19.188
2014	Legislative (LH)	Omusati	Ogongo	-17.677	15.294
2014	Legislative (LH)	Omusati	Onesi	-17.592	14.686
2014	Legislative (LH)	Hardap	Rehoboth Urban West	-23.320	17.089

69.5 Aggregate Election Results

2019 Presidential

Party	Party_b	Votes
GEINGOB, Hage	South West Africa People's Organisation	464,129
ITULA, Panduleni	Independent	248,552
VENAANI, McHenry	Popular Democratic Movement	43,880
SWARTBOOI, Bernadus	Landless People's Movement	22,530
AUCHAB, Apius	United Democratic Front	15,613
MUINJANGUE, Esther	National Unity Democratic Organisation	12,029
IIYAMBO, Tangeni	South West Africa National Union	5,954
MUDGE, Henk	Republican Party	4,376
KAVEKOTORA, Mike	Rally for Democracy and Progress	3,511
SHIXWAMENI, Ignatius	All People's Party	3,304
MUKWIILONGO, Epafras	Namibian Economic Freedom Fighters	1,026

2019 Legislative (lower house)

Party	Party_b	Votes
South West Africa People's Organisation	SWAPO	536,055
Popular Democratic Movement	PDM	136,293
Landless People's Movement	LPM	38,888
National Unity Democratic Organisation	NUDO	16,030
All People's Party	APP	14,653
United Democratic Front	UDF	14,635
Republican Party	RP	14,529
Namibian Economic Freedom Fighters	NEFF	13,571
Rally for Democracy and Progress	RDP	8,938
Christian Democratic Voice	CDV	5,840
South West Africa National Union	SWANU	5,314
Congress of Democrats	CoD	4,650
National Democratic Party	NDP	4,551
Workers Revolutionary Party	WRP	3,208
National Patriotic Front	NPF	1,783

2014 Legislative (lower house)

Party	Party_b	Votes
South West Africa People's Organisation	SWAPO	712,809
Democratic Turnhalle Alliance	DTA	42,824
Rally for Democracy and Progress	RDP	29,123
All People's Party	APP	20,416
United Democratic Front	UDF	18,935
National Unity Democratic Organisation	NUDO	17,923
Workers Revolutionary Party	WRP	12,976
United People's Movement	UPM	6,351
South West Africa National Union	SWANU	6,327
Republican Party	RP	6,088
Congress of Democrats	CoD	3,393
Namibian Economic Freedom Fighters	NEFF	3,251
Monitor Action Group	MAG	3,069
Christian Democratic Voice	CDV	2,603
National Democratic Party	NDP	1,388
Democratic Party of Namibia	DPN	1,130

69.6 Electoral Geography

0

Electoral Units in 2019 | Geometry Type: Thiessen | Spatial Units: 208 (Years also geocoded at this level: 2014)

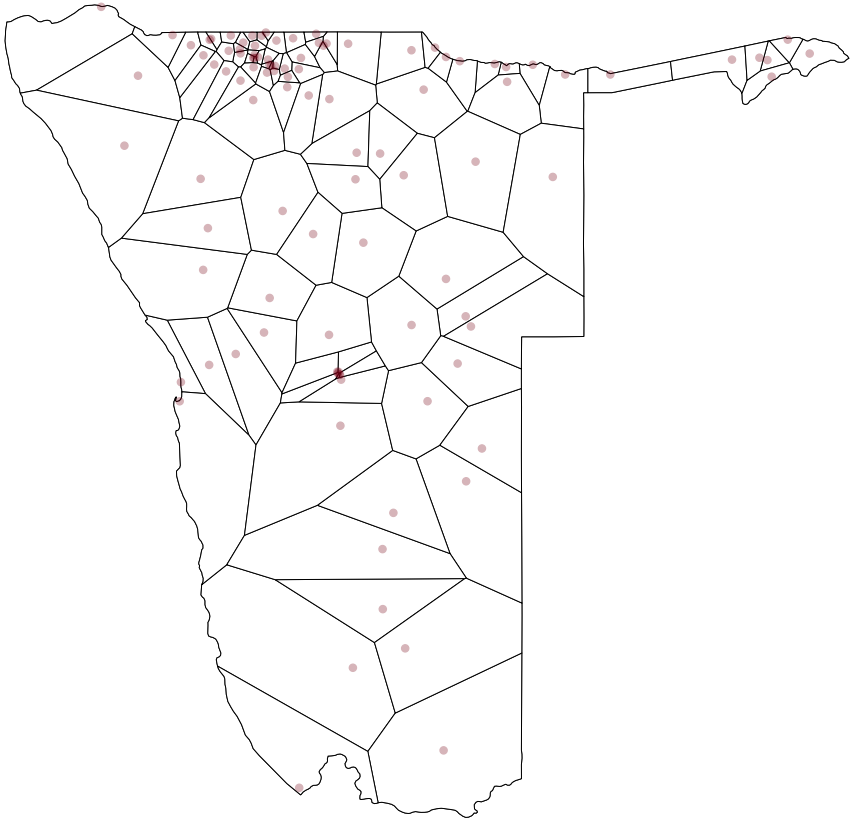

70 Nepal

70.1 Notes

- Party vote totals differ from Wikipedia aggregates by a notable margin.
- Smallest physical unit: Parliamentary Constituency

70.2 Data Source(s)

- Election Commission, Nepal

70.3 Elections Summary

Elections Summary

Year	Election Type	Data Units	Spatial Units	% Geocoded
2022	Legislative (lower house)	164	164	100.0%
2017	Legislative (lower house)	162	162	100.0%

70.4 Sample Electoral Units

Sample Electoral Units

Year	Type	NAME1	NAME2	Lat.	Lon.
2022	Legislative (LH)	Sudurpaschim	Doti 1	29.160	80.885
2022	Legislative (LH)	Bagmati	Kathmandu 3	27.768	85.416
2022	Legislative (LH)	Madhesh	Parsa 1	27.094	84.911
2022	Legislative (LH)	Madhesh	Sarlahi 1	27.047	85.669
2022	Legislative (LH)	Province 1	Sunsari 4	26.625	87.083
2017	Legislative (LH)	Lumbini	Nawalparasi (Bardaghat Susta West) 1	27.493	83.804
2017	Legislative (LH)	Gandaki	Tanahun 2	27.966	84.126
2017	Legislative (LH)	Madhesh	Parsa 2	27.130	84.877
2017	Legislative (LH)	Madhesh	Mahottari 3	26.663	85.817
2017	Legislative (LH)	Lumbini	Kapilvastu 2	27.626	83.001

70.5 Aggregate Election Results

2022 Legislative (lower house)

Party	Votes
Communist Party of Nepal (Unified Marxist–Leninist)	3,190,276
Nepali Congress	2,455,951
Communist Party of Nepal (Maoist Centre)	972,671
Rastriya Swatantra Party	838,878
Rastriya Prajatantra Party	519,555
Independent	472,271
Communist Party of Nepal (Unified Socialist)	407,313
People's Socialist Party, Nepal	361,071
Janamat Party	306,160
others	286,995
Nagrik Unmukti Party	167,603
Loktantrik Samajwadi Party, Nepal	150,567
Nepal Workers Peasants Party	58,634
Rastriya Janamorcha	57,278
Hamro Nepali Party	36,415
People's Progressive Party	34,885
Rastriya Janata Party Nepal	28,136
Rastriya Janamukti Party	23,424
Mongol National Organisation	16,999
Terai Madhesh Loktantrik Party	12,203
Nepal Susashan Party	10,503
Communist Party of Nepal (Marxist–Leninist)	7,856
Nepali Congress (B.P.)	7,535
Bahujan Ekata Party Nepal	6,273
Nepal Federal Socialist Party	6,013
Bahujan Shakti Party	5,423
Nepal Sushasan Party	3,124
Aam Janata Party	2,738
Sajha Party Nepal	2,327
Sanghiya Loktantrik Rastriya Manch	2,292

Continued on next page

2022 Legislative (lower house)

Party	Votes
Bibeksheel Sajha Party	1,549
Nepalka Lagi Nepali Party	1,087
Nepal Janata Party	1,086
Nepal Loktantrik Party	1,023

2017 Legislative (lower house)

Party	Votes
Nepali Congress	3,365,519
Communist Party of Nepal (Unified Marxist–Leninist)	2,847,076
Communist Party of Nepal (Maoist Centre)	1,504,510
Federal Socialist Forum, Nepal	455,390
Rastriya Janata Party Nepal	389,862
others	260,817
Rastriya Prajatantra Party (Democratic)	123,600
Rastriya Prajatantra Party	122,575
Independent	79,390
Bibeksheel Sajha Party	67,649
Rastriya Janamorcha	63,640
Nepal Communist Party	59,886
Communist Party of Nepal (Marxist–Leninist)	49,942
Naya Shakti Party, Nepal	47,761
People's Socialist Party, Nepal	31,101
People's Progressive Party	30,281
Nepal Workers Peasants Party	16,538
Nepal Federal Socialist Party	15,112
Rastriya Janamukti Party	13,812

Continued on next page

2017 Legislative (lower house)

Party	Votes
Loktantrik Samajwadi Party, Nepal	11,964
Sanghiya Loktantrik Rastriya Manch	11,436
Unified Rastriya Prajatantra Party (Nationalist)	8,025
Bahujan Shakti Party	6,883
Janamat Party	6,056
Mongol National Organisation	5,929
Janasamajbadi Party Nepal	4,596
Janasamjbadi Party Nepal	4,048
Rastriya Swatantra Party	3,579
Rastriya Janta Party Nepal	3,208
Nepali Janata Dal	2,195
Samajbadi Party, Nepal	1,922
Nagrik Unmukti Party	1,111
Ekikrit Shakti Nepal	1,075
Nepal Loktantrik Party	1,044
Patriotic People's Republican Front Nepal	1,036
Hamro Nepali Party	827
People's Socialist Party	798
Naya Shakti Pary	99

70.6 Electoral Geography

0

Electoral Units in 2022 | Geometry Type: Actual | Spatial Units: 164 (Years also geocoded at this level: 2017)

71 Netherlands

71.1 Notes

- Election results at the municipality level for 2017 due to incomplete polling station results.
- Smallest physical unit: Polling Station

71.2 Data Source(s)

- Kiesraad

71.3 Elections Summary

Elections Summary

Year	Election Type	Data Units	Spatial Units	% Geocoded
2021	Legislative (lower house)	13824	6418	99.9%
2017	Legislative (lower house)	391	388	99.2%
2012	Legislative (lower house)	9514	6116	99.9%
2010	Legislative (lower house)	9581	6022	99.9%

71.4 Sample Electoral Units

Sample Electoral Units

Year	Type	NAME1	NAME1_b	NAME2	NAME2_b	NAME3
2021	Legislative (LH)	Zwolle	—	Losser	—	0168::SB30001
2021	Legislative (LH)	Maastricht	—	Venlo	—	0983::SB101
2021	Legislative (LH)	Arnhem	—	Ede	—	0228::SB42
2021	Legislative (LH)	Tilburg	—	Dongen	—	0766::SB8
2021	Legislative (LH)	Zwolle	—	Hof van Twente	—	1735::SB3
2017	Legislative (LH)	Maastricht	K19	Maastricht	0935	—
2017	Legislative (LH)	Maastricht	K19	Mook en Middelaar	0944	—
2017	Legislative (LH)	Dordrecht	K14	Sliedrecht	0610	—
2017	Legislative (LH)	Zwolle	K4	Losser	0168	—
2017	Legislative (LH)	's-Hertogenbosch	K18	Son en Breugel	0848	—
2012	Legislative (LH)	Zwolle	—	Hof van Twente	—	1735::SB1
2012	Legislative (LH)	Arnhem	—	Zevenaar	—	0299::SB18
2012	Legislative (LH)	Haarlem	—	Heemskerk	—	0396::SB11
2012	Legislative (LH)	's-Hertogenbosch	—	's-Hertogenbosch	—	0796::SB71
2012	Legislative (LH)	Rotterdam	—	Rotterdam	—	0599::SB60
2010	Legislative (LH)	Maastricht	—	Maastricht	—	0935::SB7
2010	Legislative (LH)	Dordrecht	—	Ridderkerk	—	0597::SB3

Continued on next page

Sample Electoral Units

Year	Type	NAME1	NAME1_b	NAME2	NAME2_b	NAME3
2010	Legislative (LH)	Haarlem	—	Heemskerk	—	0396::SB9
2010	Legislative (LH)	Haarlem	—	Hilversum	—	0402::SB18
2010	Legislative (LH)	Haarlem	—	Haarlemmermeer	—	0394::SB16

Sample Electoral Units (continued 2/2)

NAME3_b	Lat.	Lon.
Stembureau Briefstembureau 1	52.517	6.083
Stembureau Raadhuis Tegelen	50.851	5.691
Stembureau Stembureau de Ichtuskerk	52.006	5.682
Stembureau Sportzal de Gaasjes	51.643	4.970
Stembureau Zalencentrum De Bebsel	52.236	6.589
—	50.853	5.700
—	51.747	5.900
—	51.831	4.773
—	52.303	7.003

Continued on next page

Sample Electoral Units (continued 2/2)

	NAME3_b	Lat.	Lon.
	—	51.516	5.482
	Stembureau Gemeentehuis Hof van Twente	52.233	6.585
	Stembureau Hof van Giesbeek	51.994	6.071
	Stembureau Verzorgingshuis Westerheem	52.505	4.668
	Stembureau Openbare Basisschool Caleidoscoop	51.702	5.302
	Stembureau Michelangelostraat 98	51.937	4.553
	Stembureau Kumulus West	50.853	5.659
	Stembureau Rehobothschool	51.868	4.602
	Stembureau Verpleeghuis Heemswijk	52.507	4.661
	Stembureau Verzorgingshuis 'Zuiderheide'	52.240	5.215
	Stembureau Sociaal Cult. Cent. de Boskern	52.317	4.657

71.5 Aggregate Election Results

2021 Legislative (lower house)

Party	Party_b	Votes
People's Party for Freedom and Democracy	VVD	2,278,718
Democrats 66	D66	1,565,359
Party for Freedom	Partij voor de Vrijheid	1,124,321
Christian Democratic Appeal	CDA	989,340
Socialist Party	Socialistische Partij	623,288
Labour Party	Partij van de Arbeid	596,908
GroenLinks	GroenLinks	537,127
Forum for Democracy	Forum voor Democratie	522,942
Party for the Animals	Partij voor de Dieren	399,619
Christian Union	ChristenUnie	351,113
Volt Netherlands	Volt	252,435
JA21	JA21	246,587
Reformed Political Party	Staatkundig Gereformeerde Partij	215,239
Denk	DENK	211,144
50PLUS	50PLUS	106,686
Farmer-Citizen Movement	BBB	104,319
BIJ1	BIJ1	87,032
Code Orange	CODE.ORANJE	40,720
NIDA	NIDA	33,830
Splinter	Splinter	30,328
Pirate Party	Piratenpartij	22,798
JONG	JONG	15,297
Trots op Nederland	Trots.op.Nederland..TROTS.	13,198
Henk Krol List	Lijst.Henk.Krol	9,264
NLBeter	NLBeter	8,657
List 30	Blanco..Zeven..A.J.L.B..	8,277
Libertarian Party	LP..Libertaire.Partij.	5,541
OpRecht	OPRECHT	5,449
Jezus Leeft	JEZUS LEEFT	5,015
The Party Party	DE.FEESTPARTIJ..DFP.	3,744
Ubuntu Connected Front	U.Buntu.Connected.Front	1,545

Continued on next page

2021 Legislative (lower house)

Party	Party_b	Votes
Free and Social Netherlands	Vrij.en.Sociaal.Nederland	942
Party of Unity	Partij.van.de.Eenheid	804
We Are the Netherlands	Wij.zijn.Nederland	553
Party for the Republic	Partij.voor.de.Republiek	255
Modern Netherlands	Modern.Nederland	245
The Greens	De.Groenen	119

2017 Legislative (lower house)

Party	Party_b	Votes
People's Party for Freedom and Democracy	VVD	2,238,351
Party for Freedom	PVV (Partij voor de Vrijheid)	1,372,941
Christian Democratic Appeal	CDA	1,305,217
Democrats 66	Democraten 66 (D66)	1,288,794
GroenLinks	GROENLINKS	960,685
Socialist Party	SP (Socialistische Partij)	955,633
Labour Party	Partij van de Arbeid (P.v.d.A.)	599,692
Christian Union	ChristenUnie	356,376
Party for the Animals	Partij voor de Dieren	335,511
50PLUS	50PLUS	327,494
Reformed Political Party	Staatkundig Gereformeerde Partij (SGP)	218,978
DENK	DENK	216,241
Forum for Democracy	Forum voor Democratie	187,388
VoorNederland	VNL (VoorNederland)	38,271
Pirate Party	Piratenpartij	35,530
Artikel 1	Artikel 1	28,709
Nieuwe Wegen	NIEUWE WEGEN	14,379
Entrepreneurs' Party	OndernemersPartij	12,601
Lokaal in de Kamer	Lokaal in de Kamer	6,867

Continued on next page

2017 Legislative (lower house)

Party	Party_b	Votes
Non-Voters	Niet Stemmers	6,034
Civil Movement	De Burger Beweging	5,230
GeenPeil	GeenPeil	4,952
Jezus Leeft	JEZUS LEEFT	3,099
Free-Minded Party	Vrijzinnige Partij	2,939
Libertarian Party	Libertarische Partij (LP)	1,495
De Nieuwe Mens - Basic Income Party - V-R	MenS en Spirit / Basisinkomen Partij / V-R	726
StemNL	StemNL	528
Free Democratic Party	Vrije Democratische Partij (VDP)	177

2012 Legislative (lower house)

Party	Party_b	Votes
People's Party for Freedom and Democracy	VVD	2,504,468
Labour Party	Partij van de Arbeid	2,340,118
Party for Freedom	Partij voor de Vrijheid	950,188
Socialist Party	Socialistische Partij	909,655
Christian Democratic Appeal	Christen.Democratisch.Appèl..CDA.	801,192
Democrats 66	Democraten 66	756,650
Christian Union	ChristenUnie	294,469
GroenLinks	GroenLinks	219,828
Reformed Political Party	Staatkundig Gereformeerde Partij	196,769
Party for the Animals	Partij voor de Dieren	182,098
50PLUS	50PLUS	177,578
Pirate Party	Piratenpartij	30,600
Party for Human and Spirit	Partij.voor.Mens.en.Spirit..MenS.	18,310
Sovereign Independent Pioneers Netherlands	SOPN	12,982

Continued on next page

2012 Legislative (lower house)

Party	Party_b	Votes
Party of the Future	Partij.van.de.Toekomst..PvdT.	8,194
Democratic Political Turning Point	Democratisch.Politiek.Keerpunt.DPK	7,358
Libertarian Party	Libertarische Partij	4,156
Netherlands Local	Nederland.Lokaal	2,829
Liberal Democratic Party	Liberaal.Democratische.Partij..LibDem.	2,126
Anti-Europe Party	Anti.Europa.Partij	1,972
Political Party NXD	Politieke.Partij.NXD	62

2010 Legislative (lower house)

Party	Party_b	Votes
People's Party for Freedom and Democracy	VVD	1,916,130
Labour Party	Partij van de Arbeid	1,839,348
Party for Freedom	Partij voor de Vrijheid	1,442,260
Christian Democratic Appeal	Christen.Democratisch.Appèl..CDA.	1,266,493
Socialist Party	Socialistische Partij	915,095
Democrats 66	Democraten 66	650,858
GroenLinks	GroenLinks	624,995
Christian Union	ChristenUnie	304,409
Reformed Political Party	Staatkundig Gereformeerde Partij	163,535
Party for the Animals	Partij voor de Dieren	121,706
Trots op Nederland	TROTS.OP.NEDERLAND.LIJST.RITA.VERDONK	52,371
Party for Human and Spirit	Partij.voor.Mens.en.Spirit..MenS.	25,978
Pirate Party	Piratenpartij	10,408
List 17	X17	7,398
Partij één	Partij.één	2,019
New Netherlands	Nieuw.Nederland	2,002
Heel NL	Heel.NL	1,237

Continued on next page

2010 Legislative (lower house)

Party	Party_b	Votes
Evangelical Party Netherlands	X19	924

71.6 Electoral Geography

0

Electoral Units in 2021 | Geometry Type: Thiessen | Spatial Units: 6,418 (Years also geocoded at this level: 2010, 2012)

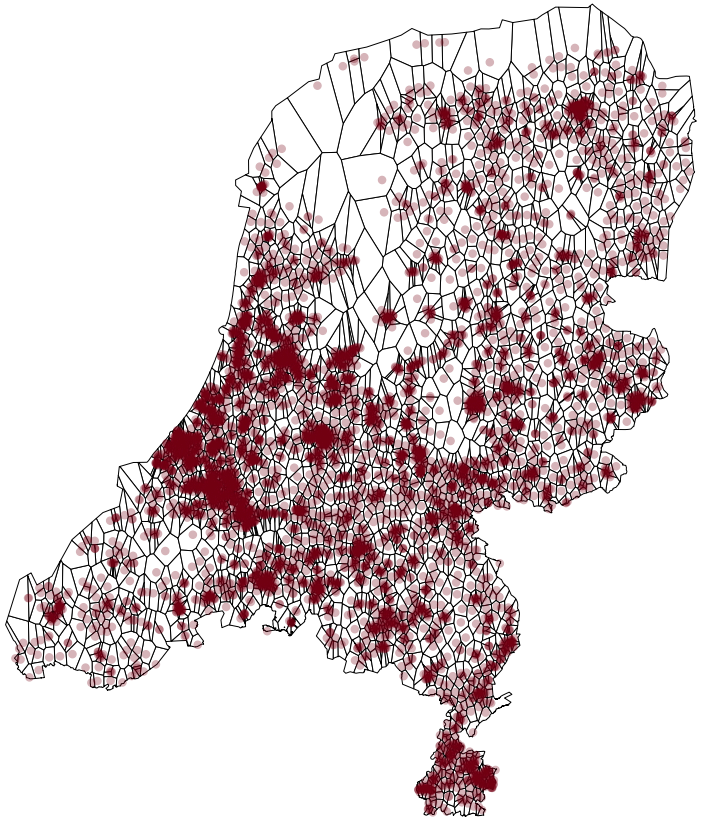

1

Electoral Units in 2017 | Geometry Type: NA | Spatial Units: 388

72 New Zealand

72.1 Notes

- Smallest physical unit: Polling Station

72.2 Data Source(s)

- Electoral Commission

72.3 Elections Summary

Elections Summary

Year	Election Type	Data Units	Spatial Units	% Geocoded
2023	Legislative (lower house)	7939	2333	66.6%
2020	Legislative (lower house)	9331	2566	58.6%
2017	Legislative (lower house)	6761	2378	76.0%
2014	Legislative (lower house)	5458	2568	100.0%
2011	Legislative (lower house)	5508	2657	100.0%
2008	Legislative (lower house)	5516	2698	99.9%
2005	Legislative (lower house)	5283	2963	97.7%
2002	Legislative (lower house)	5376	3030	95.3%
1999	Legislative (lower house)	4379	2938	92.8%

72.4 Sample Electoral Units

Sample Electoral Units

Year	Type	NAME1	NAME2	NAME3	Lat.	Lon.
2023	Legislative (LH)	Te Tai Hauāuru	Pātea	Patea Old Folks Association Hall, 139 Egmont Street	—	—
2023	Legislative (LH)	Waiariki	Lower Kaimai	Kaimai School, 1853 State Highway 29	-37.812	176.025
2023	Legislative (LH)	Taieri	Outram	Outram War Memorial Hall, 41 Holyhead Street	—	—
2023	Legislative (LH)	Rotorua	Papamoa Beach	Papamoa Plaza, Food Court, 7 Gravatt Road	-37.699	176.282
2023	Legislative (LH)	Napier	Wairoa	Wairoa War Memorial Hall, 93 Queen Street	-39.034	177.423
2020	Legislative (LH)	Waiariki	Owhata	St Mark's Anglican Church, Corner Sunrise Avenue & Te Ngae Road	-38.129	176.302
2020	Legislative (LH)	Mana	Paraparaumu	Kapiti Primary School Hall, Corner Kapiti & Rimu Roads	-40.914	175.005
2020	Legislative (LH)	Te Tai Hauāuru	Milson	Milson School Hall, 7 Rutland Place	—	—
2020	Legislative (LH)	Taranaki-King Country	Bell Block	Pacific International Hotel Management School, 4 Henwood Road	—	—

Continued on next page

Sample Electoral Units

Year	Type	NAME1	NAME2	NAME3	Lat.	Lon.
2020	Legislative (LH)	Coromandel	Thames	Thames South School, Corner Grey & Rolleston Streets	-37.145	175.548
2017	Legislative (LH)	Palmerston North	Aokautere	Aokautere School Hall, 169 Fitzherbert East Road	-40.364	175.664
2017	Legislative (LH)	Te Tai Tokerau	Kaikohe	Kaikohe East School, 36 Mangakahia Road	-35.409	173.806
2017	Legislative (LH)	Ikaroa-Rāwhiti	Tinui	Tinui School Library, 25 Charles Street	-40.878	176.073
2017	Legislative (LH)	Dunedin South	Mosgiel	Coronation Hall Mosgiel, 97 Gordon Road	-45.877	170.350
2017	Legislative (LH)	Papakura	Papakura	Accent Point Building, Level 3, Library Foyer, 28 East Street	-37.064	174.942
2014	Legislative (LH)	Bay of Plenty	Papamoa	Shop 32, Palm Beach Plaza, 7 Gravatt Road	-37.699	176.282
2014	Legislative (LH)	Dunedin North	Herbert	Public Hall, 17 Tain Street	-45.223	170.783
2014	Legislative (LH)	Waiariki	Otakiri	Otakiri School, Staff Room, 571 Otakiri Road	-37.986	176.763
2014	Legislative (LH)	Ikaroa-Rāwhiti	Dannevirke	Totara College, 3 Ruahine Street	-40.190	176.112
2014	Legislative (LH)	Manurewa	Manurewa	Elmwood Village Community Centre, 131 Hill Road	-37.014	174.912

Continued on next page

Sample Electoral Units

Year	Type	NAME1	NAME2	NAME3	Lat.	Lon.
2011	Legislative (LH)	Hamilton West	Melville	Melville Primary School, 101 Ohaupo Road	-37.814	175.283
2011	Legislative (LH)	New Plymouth	New Plymouth	St Joseph's Community Centre, 147 Devon Street West	-39.059	174.070
2011	Legislative (LH)	Te Tai Tonga	Otautau	Otautau School, 17 Elles Road	-46.141	167.992
2011	Legislative (LH)	Ilam	Avonhead	Russley School, 75 Cutts Road	-43.518	172.545
2011	Legislative (LH)	Auckland Central	Mechanics Bay	Auckland Marine Rescue Centre, 3 Solent Street	-36.847	174.788
2008	Legislative (LH)	Auckland Central	Herne Bay	Bayfield School, 2 Clifton Road (corner Jervois Road)	-36.848	174.731
2008	Legislative (LH)	Hauraki-Waikato	Manurewa	Manurewa Library, 7 Hill Road	-37.021	174.898
2008	Legislative (LH)	Coromandel	Springdale	Springdale School, 994 No. 1 Road	-37.532	175.568
2008	Legislative (LH)	Te Tai Tonga	Timaru	Grantlea Downs School, 65 Grants Road	-44.374	171.236
2008	Legislative (LH)	Te Tai Tonga	Opoho	Opoho School, 96 Signal Hill Road	-45.854	170.533
2005	Legislative (LH)	Clevedon	Flat Bush	Baverstock Oaks School, 21 Baverstock Road	-36.956	174.914
2005	Legislative (LH)	Te Tai Hauauru	Paraparaumu Beach	Paraparaumu Beach Guide Hall, Te Kupe Road	-40.880	174.993
2005	Legislative (LH)	Te Tai Hauauru	Glen Avon	Public Hall, Alberta Road	-39.055	174.113

Continued on next page

Sample Electoral Units

Year	Type	NAME1	NAME2	NAME3	Lat.	Lon.
2005	Legislative (LH)	East Coast	Te Puia Springs	Te Puia Springs School, 28 McKenzie Street	-38.055	178.302
2005	Legislative (LH)	Rangitikei	Pohangina	Pohangina Public Hall, Pohangina Rd	-40.089	175.892
2002	Legislative (LH)	Rakaia	Christchurch City	Christchurch Hospital Great Escape Cafe	-43.533	172.633
2002	Legislative (LH)	Te Tai Tokerau	Pakotai	School, Ruddell Rd/Mangakahia Rd	-35.681	173.893
2002	Legislative (LH)	Port Waikato	Pukekohe	East School, Runciman Road	-37.167	174.944
2002	Legislative (LH)	Invercargill	Invercargill	Southern Cross Hall, 202 Ettrick Street	-46.420	168.355
2002	Legislative (LH)	Waiariki	Awahou	Tawakeheimoa Meeting House, 62 Gloucester Road	—	—
1999	Legislative (LH)	Taupo	—	Tokoroa Amisfield School, Moffat Road	-38.236	175.883
1999	Legislative (LH)	Rangitikei	—	Bunnythorpe School	-40.282	175.633
1999	Legislative (LH)	Te Atatu	—	Henderson Valley Bruce McLaren Intermediate School, Bruce McLaren Road	-36.895	174.627
1999	Legislative (LH)	Hunua	—	Normal School, Porchester Road	-37.038	174.930
1999	Legislative (LH)	Ikaroa-Rawhiti	—	Waikirikiri School, Pickering Street	-38.674	178.057

72.5 Aggregate Election Results

2023 Legislative (lower house)

Party	Votes
New Zealand National Party	873,255
New Zealand Labour Party	602,106
Green Party of Aotearoa New Zealand	243,386
ACT New Zealand	203,362
New Zealand First	145,653
Te Pāti Māori	59,100
The Opportunities Party	46,756
New Zealand Loyal	26,209
NewZeal	12,729
Aotearoa Legalise Cannabis Party	8,844
Freedoms New Zealand	6,971
DemocracyNZ	5,496
Animal Justice Party Aotearoa New Zealand	3,886
New Conservatives Party	3,552
Women's Rights Party	1,767
Leighton Baker Party	1,634
New Nation Party	1,154

2020 Legislative (lower house)

Party	Votes
New Zealand Labour Party	1,172,458
New Zealand National Party	636,154
ACT New Zealand	190,690
Green Party of Aotearoa New Zealand	180,972
New Zealand First	63,801
New Conservatives Party	35,915
The Opportunities Party	33,948
Māori Party	23,938
Advance New Zealand	20,993
Aotearoa Legalise Cannabis Party	7,535
ONE Party	6,499
Vision New Zealand	2,783
New Zealand Outdoors Party	2,552
New Zealand TEA Party	1,855
Sustainable New Zealand Party	1,461
Social Credit Party	1,318
Heartland New Zealand	778

2017 Legislative (lower house)

Party	Votes
New Zealand National Party	980,909
New Zealand Labour Party	764,735
New Zealand First	160,949
Green Party of Aotearoa New Zealand	126,496
The Opportunities Party	47,943
Māori Party	23,149
ACT New Zealand	10,814
Aotearoa Legalise Cannabis Party	5,797
Conservative Party	5,167

Continued on next page

2017 Legislative (lower house)

Party	Votes
Mana Party	2,607
Ban 1080 Party	2,418
New Zealand People's Party	1,513
United Future New Zealand	1,400
New Zealand Outdoors Party	1,282
Democrats for Social Credit	692
Internet Party	379

2014 Legislative (lower house)

Party	Votes
New Zealand National Party	710,010
New Zealand Labour Party	366,125
Green Party of Aotearoa New Zealand	148,545
New Zealand First	129,173
Conservative Party	59,707
Māori Party	18,158
Internet Party and Mana Movement	16,821
ACT New Zealand	10,798
Aotearoa Legalise Cannabis Party	6,875
Ban 1080 Party	3,484
United Future New Zealand	3,305
Democrats for Social Credit	1,082
The Civilian Party	723
NZ Independent Coalition	521
Focus New Zealand	395

2011 Legislative (lower house)

Party	Votes
New Zealand National Party	814,347
New Zealand Labour Party	465,605
Green Party of Aotearoa New Zealand	183,431
New Zealand First	116,466
Conservative Party	48,198
Māori Party	23,304
ACT New Zealand	18,215
Mana Movement	16,780
United Future New Zealand	10,382
Aotearoa Legalise Cannabis Party	8,624
Libertarianz	1,227
Democrats for Social Credit	1,179
Alliance	881

2008 Legislative (lower house)

Party	Votes
New Zealand National Party	835,558
New Zealand Labour Party	631,133
Green Party of Aotearoa New Zealand	120,142
New Zealand First	77,466
ACT New Zealand	70,312
Māori Party	41,937
Jim Anderton's Progressive Party	17,555
United Future New Zealand	16,806
Bill and Ben Party	10,204
Kiwi Party	10,118
Aotearoa Legalise Cannabis Party	7,002
New Zealand Pacific Party	6,336
Family Party	6,319

Continued on next page

2008 Legislative (lower house)

Party	Votes
Alliance	1,513
Democrats for Social Credit	995
Libertarianz	901
Workers Party of New Zealand	673
Residents Action Movement	356
The Republic of New Zealand Party	229

2005 Legislative (lower house)

Party	Votes
New Zealand Labour Party	768,562
New Zealand National Party	734,846
New Zealand First	109,262
Green Party of Aotearoa New Zealand	95,614
United Future New Zealand	50,721
Māori Party	37,816
ACT New Zealand	28,287
Jim Anderton's Progressive Party	22,676
Destiny New Zealand	11,354
Aotearoa Legalise Cannabis Party	4,390
Christian Heritage Party of New Zealand	2,163
Alliance	1,330
Democrats for Social Credit	916
New Zealand Family Rights Protection Party	906
Libertarianz	765
Direct Democracy Party of New Zealand	648
99 MP Party	507
One New Zealand Party	383

Continued on next page

2005 Legislative (lower house)

Party	Votes
The Republic of New Zealand Party	258

2002 Legislative (lower house)

Party	Votes
New Zealand Labour Party	709,915
New Zealand National Party	357,410
New Zealand First	182,045
ACT New Zealand	121,154
United Future New Zealand	118,586
Green Party of Aotearoa New Zealand	112,573
Progressive Coalition	29,819
Christian Heritage Party of New Zealand	23,230
Outdoor Recreation New Zealand	22,142
Alliance	21,477
Aotearoa Legalise Cannabis Party	10,227
Mana Māori Movement	3,748
One New Zealand Party	1,489
NMP	210

1999 Legislative (lower house)

Party	Votes
New Zealand Labour Party	687,374
New Zealand National Party	536,183

Continued on next page

1999 Legislative (lower house)

Party	Votes
Alliance	138,232
ACT New Zealand	121,841
Green Party of Aotearoa New Zealand	86,324
New Zealand First	74,926
Christian Heritage Party of New Zealand	42,869
Future New Zealand	19,102
Aotearoa Legalise Cannabis Party	17,908
United New Zealand	9,731
Libertarianz	5,110
Mana Māori Movement	3,850
Mauri Pacific	2,967
Animals First	2,670
McGillicuddy Serious Party	2,576
NZ South Island Party	2,551
Natural Law Party	1,410
One New Zealand Party	1,139
NMP	626
Freedom Movement	326
The People's Choice Party	306
New Zealand Republican Party	241

72.6 Electoral Geography

0

Electoral Units in 2023 | Geometry Type: Thiessen | Spatial Units: 3,244 (Years also geocoded at this level: 1999, 2002, 2005, 2008, 2011, 2014, 2017, 2020)

73 Nigeria

73.1 Notes

- OCR errors in election results lead to known (corrected) and potentially unknown (uncorrected) cases of incorrect party abbreviations.
- Smallest physical unit: Parliamentary Constituency

73.2 Data Source(s)

- Independent National Electoral Commission

73.3 Elections Summary

Elections Summary

Year	Election Type	Data Units	Spatial Units	% Geocoded
2019	Legislative (lower house)	337	332	100.0%

73.4 Sample Electoral Units

Sample Electoral Units

Year	Type	NAME1	NAME2	Lat.	Lon.
2019	Legislative (LH)	Bauchi	Zaki	12.215	10.382

Continued on next page

Sample Electoral Units

Year	Type	NAME1	NAME2	Lat.	Lon.
2019	Legislative (LH)	Gombe	Gombe/Kwami/Funakaye	10.657	11.318
2019	Legislative (LH)	Lagos	Oshodi/Isolo I	6.559	3.304
2019	Legislative (LH)	Kaduna	Kachia/Kagarko	9.695	7.638
2019	Legislative (LH)	Nasarawa	Nasarawa/Toto	8.300	7.593

73.5 Aggregate Election Results

2019 Legislative (lower house)

Party	Party_b	Votes
All Progressives Congress	APC	12,643,861
Peoples Democratic Party	PDP	10,892,416
African Democratic Congress	ADC	524,669
All Progressives Grand Alliance	APGA	496,015
Social Democratic Party	SDP	316,246
People's Redemption Party	PRP	298,984
Action Democratic Party	ADP	280,919
Accord	A	138,685
Zenith Labour Party	ZLP	117,446
Allied People's Movement	APM	88,271
New Nigeria People's Party	NNPP	80,896

Continued on next page

2019 Legislative (lower house)

Party	Party_b	Votes
Action Alliance	AA	73,196
Advanced Popular Democratic Alliance	APDA	30,483
Labour Party	LP	29,992
Young Progressive Party	YPP	28,878
United Democratic Party	UDP	25,732
National Rescue Movement	NRM	25,648
Mega Party of Nigeria	MPN	21,227
Green Party of Nigeria	GPN	20,017
Democratic People's Party	DPP	17,268
Advanced Congress of Democrats	ACD	16,822
Alliance for New Nigeria	ANN	12,135
Providence People's Congress	PPC	11,064
People's Party of Nigeria	PPN	10,721
Allied Congress Party of Nigeria	ACPN	10,252
African Action Congress	AAC	9,315
National Conscience Party	NCP	9,082
Kowa Party	KP	8,637
Alliance for Democracy	AD	8,020
People's Trust	PT	7,822
Modern Democratic Party	MDP	7,130
Abundant Nigeria Renewal Party	ANRP	6,727
Progressive People's Alliance	PPA	6,015
Democratic Alternative	DA	5,562
All Blending Party	ABP	5,407
Action People's Party	APP	5,289
African People Alliance	APA	4,939
Alliance National Party	ANP	4,374
United Progressive Party	UPP	4,307
Freedom and Justice Party	FJP	4,259
People for Democratic Change	PDC	3,740
All Grand Alliance Party	AGAP	3,181
unknown	AC	3,151
Unity Party of Nigeria	UPN	2,926
People's Democratic Movement	PDM	2,786
Young Democratic Party	YDP	2,502

Continued on next page

2019 Legislative (lower house)

Party	Party_b	Votes
Justice Must Prevail Party	JMPP	2,317
All Grassroots Alliance	AGA	2,258
Nigeria People's Congress	NPC	1,949
unknown	ASO	1,833
New Generation Party	NGP	1,669
Better Nigeria Progressive Party	BNPP	1,574
unknown	ACC	1,522
Democratic People's Congress	DPC	1,509
Independent Democrats	ID	1,405
Legacy Party of Nigeria	LPN	1,375
National Unity Party	NUP	1,200
Alliance of Social Democrats	ASD	1,176
People's Progressive Party	PPP	1,134
New Progressive Movement	NPM	1,083
Sustainable National Party	SNP	1,033
Liberation Movement	LM	1,016
Yes Electorates Solidarity	YES	935
Change Advocacy Party	CAP	849
unknown	SDC	838
Coalition for Change	C4C	800
National Democratic Liberty Party	NDLP	764
Grassroots Development Party of Nigeria	GDPN	757
Accord	ACCORD	745
Advanced Allied Party	AAP	740
Hope Democratic Party	HDP	627
United People's Congress	UPC	620
Mass Action Joint Alliance	MAJA	588
Alternative Party of Nigeria	APN	586
Nigeria Elements Progressive Party	NEPP	556
National Action Council	NAC	554
Fresh Democratic Party	FRESH	515
Re-Build Nigeria Party	RBNP	513
Advanced Nigeria Democratic Party	ANDP	461
Youth Party	YP	381

Continued on next page

2019 Legislative (lower house)

Party	Party_b	Votes
Nigeria for Democracy	NFD	358
Masses Movement of Nigeria	MMN	336
unknown	ACP	298
Restoration Party of Nigeria	RP	244
Movement for the Restoration and Defence of Democracy	MRDD	194
unknown	PPM	177
unknown	URP	150
unknown	YEP	148
unknown	SNC	131
unknown	GNP	122
unknown	UPD	93
unknown	NPN	90
unknown	CC	88
unknown	NCF	87
unknown	SDF	82
unknown	JNPP	70
unknown	NRN	67
unknown	NIF	66
unknown	VIPN	66
unknown	CNP	51
unknown	MPM	49
unknown	ACDN	46
unknown	ANPP	45
unknown	GDP	44
unknown	FJF	42
Nigeria Democratic Congress Party	NDCP	37
unknown	NCMP	35
unknown	NDM	33
unknown	ADA	30
unknown	NRP	25
unknown	GDPM	24
unknown	PNN	23
unknown	UNP	21
unknown	BA	20

Continued on next page

2019 Legislative (lower house)

Party	Party_b	Votes
unknown	ADBP	15
unknown	NMR	15
unknown	JNP	14
unknown	NRMP	14
unknown	CPA	11
unknown	GBN	11
unknown	GD	11
unknown	URM	10
unknown	GNPP	9
unknown	LDCP	9
unknown	DCP	8
unknown	PCP	5
unknown	UP	5
unknown	GPC	4
unknown	LMPN	4
unknown	MMM	4
unknown	DPN	3
unknown	ABD	2
unknown	EPCP	2
unknown	NDC	2
unknown	NDPA	2
unknown	NIP	2
unknown	NRD	2
unknown	PND	2
unknown	RPN	2
unknown	AMP	1
unknown	AND	1
unknown	AP	1
unknown	APD	1
unknown	DB	1
unknown	DP	1
unknown	LIP	1
unknown	NPP	1
unknown	P.PARTY	1
unknown	PA	1

Continued on next page

2019 Legislative (lower house)

Party	Party_b	Votes
unknown	PP	1
unknown	PTA	1
unknown	PVC	1
unknown	UPNN	1

73.6 Electoral Geography

0

Electoral Units in 2019 | Geometry Type: Actual | Spatial Units: 332

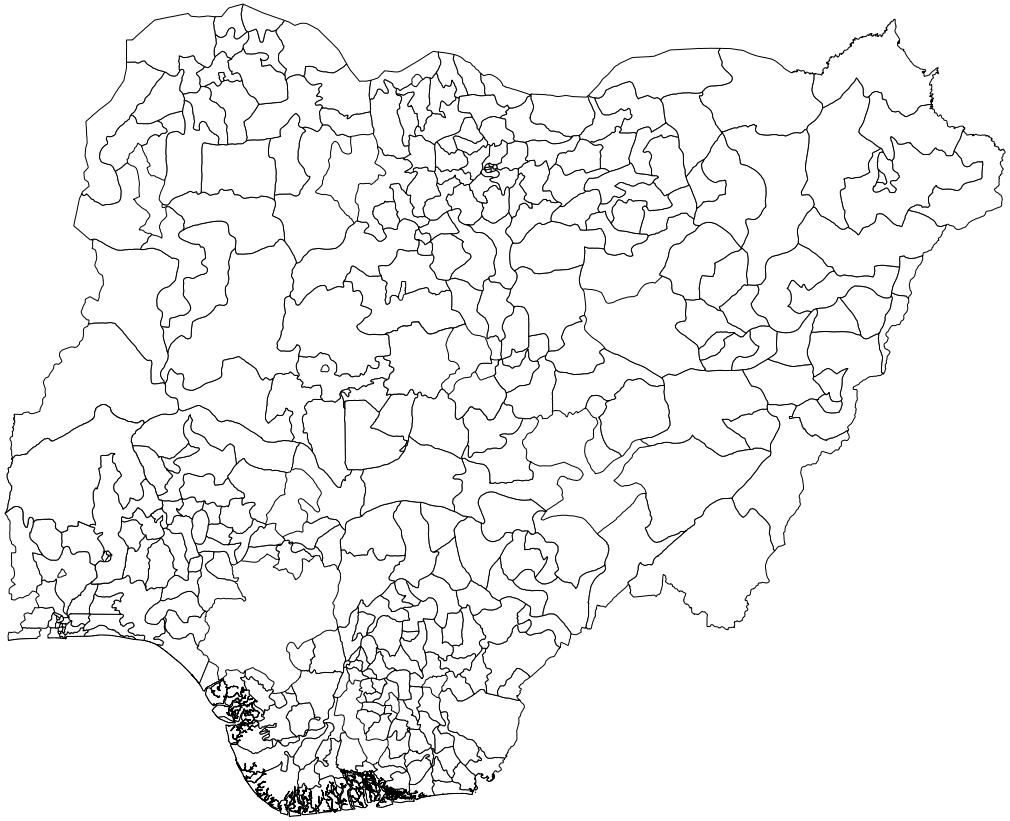

74 North Macedonia

74.1 Notes

- Smallest physical unit: Polling Station

74.2 Data Source(s)

- Државна Изборна Комисија (State Election Commission)

74.3 Elections Summary

Elections Summary

Year	Election Type	Data Units	Spatial Units	% Geocoded
2024	Legislative (unicameral)	3560	1880	99.8%
2024	Presidential	3587	1880	99.8%
2016	Legislative (unicameral)	3478	1807	99.9%

74.4 Sample Electoral Units

Sample Electoral Units

Year	Type	NAME1	NAME2	NAME2_b	NAME2_c	NAME3
2024	Legislative (unicameral)	Изборна Единица 5	Debar	Дебар	3698	Дебар
2024	Legislative (unicameral)	Изборна Единица 1	Centar	Центар	3754	Центар
2024	Legislative (unicameral)	Изборна Единица 4	Prilep	Прилеп	3738	Прилеп
2024	Legislative (unicameral)	Изборна Единица 1	Makedonski Brod	Македонски Брод	3729	Латово
2024	Legislative (unicameral)	Изборна Единица 1	Karposh	Карпош	3712	Карпош
2024	Presidential	Изборна Единица 1	Saraj	Сара☒	65	Крушопек
2024	Presidential	Изборна Единица 3	Shtip	Штип	80	Штип
2024	Presidential	Изборна Единица 5	Dolneni	Долнени	28	Житоше
2024	Presidential	Изборна Единица 5	Struga	Струга	69	Струга
2024	Presidential	Изборна Единица 3	Pehchevo	Пехчево	57	Чифлик
2016	Legislative (unicameral)	Изборна Единица 1	Saraj	Сара☒	—	☒убин
2016	Legislative (unicameral)	Изборна Единица 5	Kichevo	Кичево	—	Кичево
2016	Legislative (unicameral)	Изборна Единица 5	Krushevo	Крушево	—	Крушево
2016	Legislative (unicameral)	Изборна Единица 6	Gostivar	Гостивар	—	Гостивар
2016	Legislative (unicameral)	Изборна Единица 5	Struga	Струга	—	Ливада

Sample Electoral Units (continued 2/2)

	NAME4	NAME4_b	Lat.	Lon.
	0543	72 С. о. у. "28 Ноември", Ул. "8-Ми Септември"	41.524	20.528
	2862	8 Општинско Основно Училиште "Коле Неделковски", Ул. "Антоние Грубиши☒"	42.000	21.420
	1454	145 О. у. "Добре ☒ованоски", Ул. "11-Ти Октомври"	41.353	21.552
	0227	Селски Дом, С. Латово	41.489	21.169
	2593	3 Угостителско Училиште "Лазар Танев", Ул. "Стрезова"	41.993	21.400
	2428	Ооу. "Дитурија"- Клон, С. Крушопек	41.998	21.327

Continued on next page

Sample Electoral Units (continued 2/2)

	NAME4	NAME4_b	Lat.	Lon.
	2270/1	Бб Детска Градинка -"Астибо Бамби", Нас. "Баби"- Ул. "Антон Панов"	41.761	22.199
	1210	Ц. О. У. "Лири☒а ", С. Житоше	41.420	21.292
	1858	Бб Средно Училиште "Нико Нестор", Ул." Пролетерски Бригади"	41.178	20.678
	0025	Подрачно Училиште, С. Чифлик	41.762	22.887
	2435/1	Ооу "Дитурија"- Клон, С. ☒убин	42.001	21.318
	0751	Бб О. У. "Влado Полежиноски", Ул. "Арсо Во☒вода"	41.477	20.889
	1190	Бб О. у. "Никола Карев"- Долна Зграда, Ул. "Шула Мина"	41.375	21.237

Continued on next page

Sample Electoral Units (continued 2/2)

	NAME4	NAME4_b	Lat.	Lon.
	0403/1	39 Средно Општинско Економско Училиште "Гостивар", Ул."Живко Брашкоски"	41.803	20.909
	1899/1	Основно Училиште, С.Ливада	41.234	20.725

74.5 Aggregate Election Results

2024 Presidential - Second Round

Party	Party_b	Votes
SILJANOVSKA-DAVKONA, Gordana	Internal Macedonian Revolutionary Organization – Democratic Party for Macedonian National Unity	559,359
PENDAROVSKI, Stevo	Social Democratic Union of Macedonia	251,074

2024 Legislative (unicameral)

Party	Party_b	Votes
Your Macedonia	Коалиција “ТВОЈА МАКЕДОНИЈА “ ВМРО-ДПМНЕ	435,248
For a European Future	КОАЛИЦИЈА ЗА ЕВРОПСКА ИДНИНА - СДСМ	154,419
European Front	Коалиција “ЕВРОПСКИ ФРОНТ’’	137,217
VLEN Coalition	КОАЛИЦИЈА ВЛЕН	106,849
The Left	Политичка Партија Левица	68,668
For Our Macedonia	Движење ЗНАМ - За Наша Македонија	56,265
Brave for Macedonia	Коалиција ХРАБРО ЗА МАКЕДОНИЈА – ГРОМ	4,508
New Alternative	Политичка партија НОВА АЛТЕРНАТИВА Скопје	3,506
Abaja	Политичка партија АВАЈА	2,898
Your Party	ТВОЈА ПАРТИЈА	1,792
United Macedonia	ЕДИНСТВЕНА МАКЕДОНИЈА	1,681
Homeland Macedonia	РОДИНА МАКЕДОНИЈА	1,100
Macedonian Era Third - Sovereignists	Македонска Ера Трета – Суверенисти	964
Democrats Skopje	Политичка партија ДЕМОКРАТИ Скопје	911
The Right	Политичка партија ДЕСНА	532
Labour Party	РАБОТНИЧКА ПАРТИЈА	449
European Civic Movement	ЕВРОПСКО ГРАЃАНСКО ДВИЖЕЊЕ	240

2016 Legislative (unicameral)

Party	Party_b	Votes
For a Better Macedonia	ВМРО-ДПМНЕ и др.	449,021
For Life in Macedonia	СДСМ и др.	434,032
Democratic Union for Integration	ДУИ	85,771
Besa Movement	БЕСА	57,896
Alliance for Albanians	Али□анса за Албанците	35,118
Democratic Party of Albanians	ДПА	30,947
VMRO for Macedonia	ВМРО за Македони□а	24,327
The Left	ЛЕВИЦА	12,120
Coalition for Change and Justice - Third Bloc	КПП - Трет блок	10,017
Liberal Party	ЛП	3,831
Party for Democratic Prosperity	ПДП	1,141

74.6 Electoral Geography

0

Electoral Units in 2024 | Geometry Type: Thiessen | Spatial Units: 3,760 (Years also geocoded at this level: 2016)

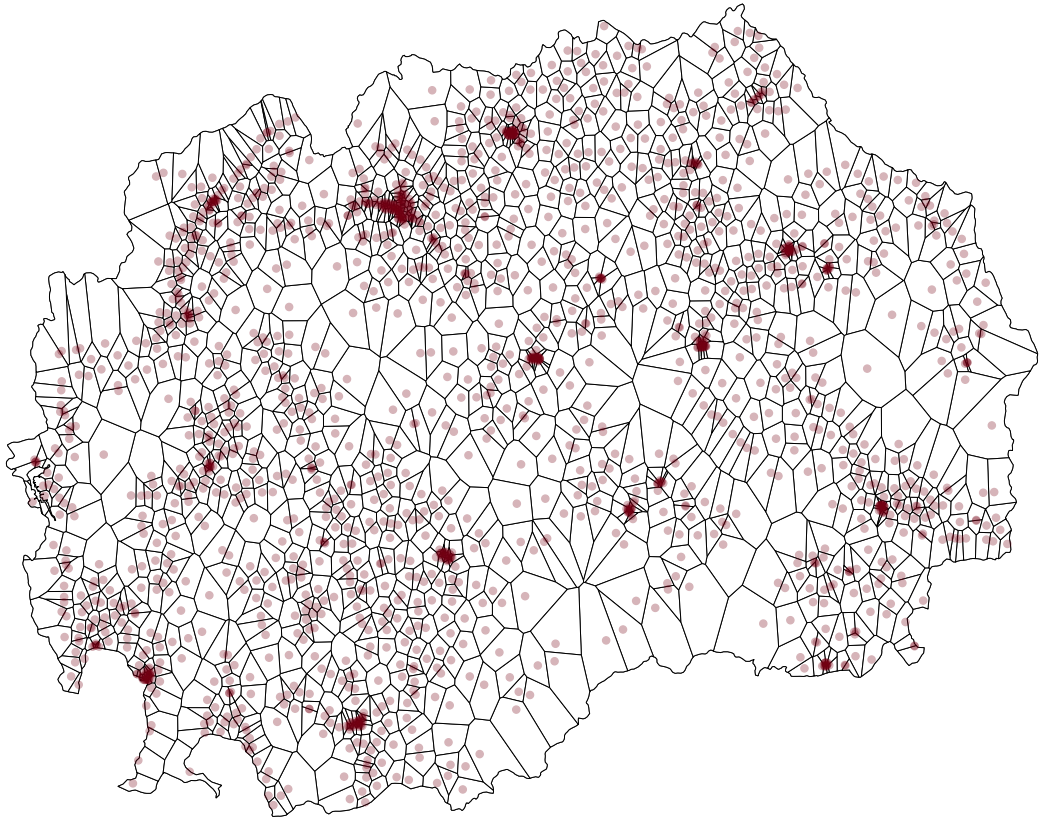

75 Norway

75.1 Notes

- Spatial units in Norway before 2021 are a combination of formal municipality boundaries, where the municipality and the voting district are synonymous, and within-municipality Thiessen polygons based on geocodings of unit names.
- Smallest physical unit: Municipality (<= 2013), Electoral District (>= 2017)

75.2 Data Source(s)

- Valgdirektoratet

75.3 Elections Summary

Elections Summary

Year	Election Type	Data Units	Spatial Units	% Geocoded
2021	Legislative (unicameral)	1676	1650	98.4%
2017	Legislative (unicameral)	1632	1406	88.5%
2013	Legislative (unicameral)	655	642	98.2%
2009	Legislative (unicameral)	655	643	99.2%

75.4 Sample Electoral Units

Sample Electoral Units

Year	Type	NAME1	NAME1_b	NAME2	NAME2_b	NAME3
2021	Legislative (unicameral)	Rogaland	11	Sola	1124	Røyneberg
2021	Legislative (unicameral)	Møre og Romsdal	15	Vestnes	1535	Øverås
2021	Legislative (unicameral)	Akershus	2	Lillestrøm	3030	Garderåsen
2021	Legislative (unicameral)	Telemark	8	Notodden	3808	Sentrum
2021	Legislative (unicameral)	Troms Romsa	19	Kvæfjord	5411	Hele kommunen
2017	Legislative (unicameral)	Akershus	2	Lørenskog	0230	Fjellhamar A
2017	Legislative (unicameral)	Oslo	3	Oslo	0301	Trasop skole
2017	Legislative (unicameral)	Vestfold	7	Re	0716	Revetal
2017	Legislative (unicameral)	Hordaland	12	Bergen	1201	Gimle valgkrets
2017	Legislative (unicameral)	Hordaland	12	Bergen	1201	Indre Arna valgkrets
2013	Legislative (unicameral)	Sogn og Fjordane	14	Solund	1412	Hele kommunen
2013	Legislative (unicameral)	Hordaland	12	Lindås	1263	Hele kommunen
2013	Legislative (unicameral)	Troms Romsa	19	Skånland	1913	Hele kommunen
2013	Legislative (unicameral)	Sør-Trøndelag	16	Skaun	1657	Hele kommunen
2013	Legislative (unicameral)	Rogaland	11	Vindafjord	1160	Hele kommunen
2009	Legislative (unicameral)	Akershus	2	Aurskog-Høland	0221	Hele kommunen
2009	Legislative (unicameral)	Hordaland	12	Samnanger	1242	Hele kommunen

Continued on next page

Sample Electoral Units

Year	Type	NAME1	NAME1_b	NAME2	NAME2_b	NAME3
2009	Legislative (unicameral)	Østfold	1	Hvaler	0111	Hele kommunen
2009	Legislative (unicameral)	Nordland	18	Hattfjelldal	1826	Hele kommunen
2009	Legislative (unicameral)	Oslo	3	Oslo	0301	Majorstuen skole

Sample Electoral Units (continued 2/2)

NAME3_b	Lat.	Lon.
0007	58.902	5.669
0008	62.642	6.970
0016	59.957	11.170
0010	59.589	9.337
0000	68.666	16.024
0001	59.944	10.974
1302	59.903	10.879
0002	59.377	10.263
0015	60.400	5.369
0036	60.411	5.536
0000	61.112	4.864
0000	60.693	5.373
0000	68.614	16.992
0000	63.265	10.034
0000	59.547	5.799
0000	59.840	11.577
0000	60.400	5.797

Continued on next page

Sample Electoral Units (continued 2/2)

	NAME3_b	Lat.	Lon.
	0000	59.066	10.979
	0000	65.505	14.137
	0502	59.928	10.712

75.5 Aggregate Election Results

2021 Legislative (unicameral)

Party	Party_b	Party_c	Votes
Labour Party	Arbeiderpartiet	A	785,475
Conservative Party	Høyre	H	607,912
Centre Party	Senterpartiet	SP	404,287
Progress Party	Fremskrittspartiet	FRP	347,134
Socialist Left Party	SV - Sosialistisk Venstreparti	SV	228,063
Red Party	Rødt	RØDT	140,931
Liberal Party	Venstre	V	137,433
Green Party	Miljøpartiet De Grønne	MDG	117,647
Christian Democratic Party	Kristelig Folkeparti	KRF	113,344
Democrats in Norway	Norgesdemokratene	DEMN	34,068
Pensioners' Party	Pensjonistpartiet	PP	19,006
The Christians	Konservativt	KRISTNE	10,448
Industry and Business Party	Industri- og Næringspartiet	INP	10,031
Center Party	Partiet Sentrum	PS	7,836
Health Party	Helsepartiet	HELSE	6,490
Patient Focus	Pasientfokus	PF	4,950
Capitalist Party	Liberalistene	LIBS	4,520

Continued on next page

2021 Legislative (unicameral)

Party	Party_b	Party_c	Votes
Norwegian Sámi Association	Norske Samers Riksforbund	NSR	4,414
People's Action No to More Road Tolls	Folkeaksjonen Nei til mer bompenger	FNB	3,435
North Calotte People	Nordkalottfolket	NORDK	2,529
Alliance – Alternative for Norway	Alliansen - Alternativ for Norge	AAN	2,489
Pirate Party	Piratpartiet	PIR	2,308
Sámi People's Party	Samefolkets Parti	SAME	772
Árja	Árja	ARJA	738
Ávjovári Moving Sámi List	Ávjovári Johttisápmelaččaid listu	JOHT	329
Communist Party	Norges Kommunistiske Parti	NKP	301
Feminist Initiative	Feministisk Initiativ	FI	275
People's Federation of the Saami	Samenes folkeforbund	SFF	200
Ávjovári Residents List	Ávjovári Daloniid listu	GDS_KFF	189
Coastal Party	Kystpartiet	KYST	171
The Generation Party	Generasjonspartiet	GENE	112
Save Nature	Redd Naturen	RN	97
The Generation Party	Generasjonspartiet	GT	87

2017 Legislative (unicameral)

Party	Party_b	Party_c	Votes
Labour Party	Arbeiderpartiet	A	802,945
Conservative Party	Høyre	H	733,647
Progress Party	Fremskrittspartiet	FRP	445,560
Centre Party	Senterpartiet	SP	302,906
Socialist Left Party	SV - Sosialistisk Venstreparti	SV	176,247
Liberal Party	Venstre	V	127,910
Christian Democratic Party	Kristelig Folkeparti	KRF	122,797
Green Party	Miljøpartiet De Grønne	MDG	94,788
Red Party	Rødt	RØDT	70,522
Pensioners' Party	Pensjonistpartiet	PP	12,855

Continued on next page

2017 Legislative (unicameral)

Party	Party_b	Party_c	Votes
Health Party	Helsepartiet	HELSE	10,337
The Christians	Konservativt	KRISTNE	8,700
Capitalist Party	Liberalistene	LIBS	5,599
Democrats in Norway	Norgesdemokratene	DEMN	3,830
Pirate Party	Piratpartiet	PIR	3,356
The Alliance	Alliansen	ALLI	3,311
Norwegian Sámi Association	Norske Samers Riksforbund	NSR	3,303
Coastal Party	Kystpartiet	KYST	2,467
Nordmøre List	Nordmørslista	NML	2,135
Árja	Árja	ARJA	911
Nordkalottfolket	Nordkalottfolket	NORDK	772
Feminist Initiative	Feministisk Initiativ	FI	696
Norwegian Sámi Association - Sámi People's Party	Norske samers riksforbund/Samefolkets parti	NSR_SPF	493
Communist Party	Norges Kommunistiske Parti	NKP	309
Ávjovári Moving Sámi List	Johttisápmelaččaid listtu	JOHT	291
Šiella	Šiella	SIEL	272
Sámi People's Party	Samefolkets Parti	SAME	238
People's Federation of the Saami	Samenes folkeforbund	SFF	204
Åarjel-Saemiej Gïelh	Åarjel-Saemiej-Gïelh	ÅSG	200
Guovdageainnu Residents List	Guovdageainnu Dálon searvi	GDS_KFF	177
Norway Party	Norgespartiet	NP	151
Party of Values	Verdipartiet	VERDI	148
Sámi Democrats–Šiella	Samedemokratene og Šiella	SD_SIEL	117
Society Party	Samfunnspartiet	SAMFS	104
Jiehkkevárri	Jiehkkevárri	JV	82
Sámieana	Sámieana	SAMI	78
List of Permanent Residents	Fastboendes Liste på Sametinget	FASTB	76
Northern Assembly	Nordting	NORDT	59

2013 Legislative (unicameral)

Party	Party_b	Party_c	Votes
Labour Party	Arbeiderpartiet	A	876,862
Conservative Party	Høyre	H	760,928
Progress Party	Fremskrittspartiet	FRP	464,448
Christian Democratic Party	Kristelig Folkeparti	KRF	158,520
Centre Party	Senterpartiet	SP	155,828
Liberal Party	Venstre	V	148,325
Socialist Left Party	SV - Sosialistisk Venstreparti	SV	116,021
Green Party	Miljøpartiet De Grønne	MDG	79,152
Red Party	Rødt	RØDT	30,751
The Christians	Konservativt	KRISTNE	17,731
Pensioners' Party	Pensjonistpartiet	PP	11,865
Pirate Party	Piratpartiet	PIR	9,869
Coastal Party	Kystpartiet	KYST	3,311
Norwegian Sámi Association	Norske Samers Riksforbund	NSR	2,397
Democrats in Norway	Norgesdemokratene	DEMN	2,214
Christian Unity Party	Kristent Samlingsparti	KSP	1,722
Árja	Árja	ARJA	1,145
Liberal People's Party	Det Liberale Folkepartiet	DLF	909
Communist Party	Norges Kommunistiske Parti	NKP	611
Hospital to Alta	Sykehus til Alta	SJALTA	467
Norwegian Sámi Association - Sámi People's Party	NSR/SFP	NSR_SPF	465
Nordkalottfolket	Nordkalottfolket	NORDK	431
Ávjovári Moving Sámi List	Johttisápmelaccaid listu	JOHT	331
Society Party	Samfunnspartiet	SFP	295
LoVeSe	Folkeliste mot oljeboring i Lofoten, Vesterålen og Senja	AKSJOLJE	268
Kautokeino Residents List	Dáloniid listu/Fastboendes liste	FASTB	264
Åarjel-Saemiej Gïelh	Åarjel-Saemiej-Gïelh	ÅSG	205
Sámi People's Party	Samefolkets Parti	SAME	184
People's Power	Folkemakten	FOLKEM	175
Nutrition and Nature	Ealáhus ja luonddu/Næring og natur	EL	132
Sámi in the South	Samer sørpå/Sámit lulde	SS	122

2009 Legislative (unicameral)

Party	Party_b	Party_c	Votes
Labour Party	Arbeiderpartiet	A	949,049
Progress Party	Fremskrittspartiet	FRP	614,717
Conservative Party	Høyre	H	462,458
Socialist Left Party	SV - Sosialistisk Venstreparti	SV	166,361
Centre Party	Senterpartiet	SP	165,006
Christian Democratic Party	Kristelig Folkeparti	KRF	148,748
Liberal Party	Venstre	V	104,144
Red Party	Rødt	RØDT	36,219
Pensioners' Party	Pensjonistpartiet	PP	11,900
Green Party	Miljøpartiet De Grønne	MDG	9,286
Coastal Party	Kystpartiet	KYST	5,341
Christian Unity Party	Kristent Samlingsparti	KSP	4,936
Democrats	Norgesdemokratene	DEMN	2,285
Communist Party	Norges Kommunistiske Parti	NKP	697
Liberal People's Party	Det Liberale Folkepartiet	DLF	350
Contemporary Party	SAMT	SAMT	264
Center Alliance	SALL	SALL	241
Norwegian Patriots	NPAT	NPAT	183
Vigrid	VIGRID	VIGRID	179
Abortion Opponents' List	AML	AML	178
Society Party	Samfunnspartiet	SFP	140
One (Written) Language	ES	ES	103
Non-Partisan Deputies	Tverrpolitisk Folkevalgte	TPF	64
Norwegian Republican Alliance	NRA	NRA	54

75.6 Electoral Geography

0

Electoral Units in 2021 | Geometry Type: Actual | Spatial Units: 1,650 (Years also geocoded at this level: 2009, 2013, 2017)

76 Pakistan

76.1 Notes

- Supplementary shapefiles for Pakistan are provided at the NAME2_b (constituency) level.
- Smallest physical unit: Polling Station

76.2 Data Source(s)

- Election Commission of Pakistan (scraped by Colin Cookman)

76.3 Elections Summary

Elections Summary

Year	Election Type	Data Units	Spatial Units	% Geocoded
2018	Legislative (lower house)	79030	0	0.0%

76.4 Sample Electoral Units

Sample Electoral Units

Year	Type	NAME1	NAME2	NAME2_b	NAME3	NAME4	Lat.	Lon.
2018	Legislative (LH)	Sindh	Mirpurkhas-Ii	NA219	Govt Primary School Qazi Rahim Dino (T) (Comb)	75	—	—
2018	Legislative (LH)	Khyber Pakhtunkhwa	Lakki Marwat	NA36	Govt High School Abba Khel W/s (M)	14	—	—
2018	Legislative (LH)	Khyber Pakhtunkhwa	Nowshera-Ii	NA26	Government High School Pashtoon Ghari 1st PS	205	—	—
2018	Legislative (LH)	Khyber Pakhtunkhwa	Tribal Area-Xi	NA50	65. GPS Umer Khan Jalal Khel Gul Kach	65	—	—
2018	Legislative (LH)	Khyber Pakhtunkhwa	Mansehra-Cum-Torghar	NA14	Government Middle School Trawra Female	157	—	—

76.5 Aggregate Election Results

2018 Legislative (lower house)

Party	Votes
Pakistan Tehreek-e-Insaf	15,595,895
Pakistan Muslim League (N)	12,017,104
Pakistan Peoples Party	6,648,674
Independent	5,565,559

Continued on next page

2018 Legislative (lower house)

Party	Votes
Muttahida Majlis-e-Amal	2,465,496
Tehreek-e-Labbaik Pakistan	2,012,640
Grand Democratic Alliance	1,251,051
Awami National Party	768,843
Muttahida Qaumi Movement – Pakistan	732,760
Pakistan Muslim League (Q)	515,664
Balochistan Awami Party	282,311
Balochistan National Party (Mengal)	226,138
Pak Sarzameen Party	147,371
Allah-o-Akbar Tehreek	145,901
Awami Muslim League	119,235
Pakistan Awami Raj	114,284
Tehreek-e-Labbaik Islam	107,849
Pashtunkhwa Milli Awami Party	105,728
Sindh United Party	85,595
Pakistan Rah-e-Haq Party	56,227
Qaumi Watan Party	55,581
Tehreek-e-Difa-e-Pakistan	43,518
All Pakistan Muslim League	37,285
Pakistan National Muslim League	35,051
Pakistan Human Party	34,569
Jamiat Ulama-e-Islam Nazryati	34,146
Balochistan National Party (Awami)	32,990
Awami Workers Party	28,029
Jamiat Ulema-e-Islam (S)	23,967
National Party	23,363
Jamhoori Wattan Party	22,561
Jamiat Ulema-e-Pakistan (Noorani)	22,132
Muhajir Qaumi Movement Pakistan	21,826
Majilis Wahdat-e-Muslimeen	12,350
Pakistan Kissan Ittehad (Ch. Anwar)	12,205
Pakistan Justice and Democratic Party	12,187
Pakistan Peoples Party (Shaheed Bhutto)	9,571
Pakistan Tehreek-e-Insaf Nazriati	8,106

Continued on next page

2018 Legislative (lower house)

Party	Votes
Hazara Democratic Party	7,942
Pakistan Muslim Alliance	6,704
Pakistan Siraiki Party (T)	6,123
Tehreek Jawanan Pakistan	5,665
Sunni Tehreek	5,414
Pakistan Awami Inqelabi League	5,408
Tehreek Tabdili Nizam Pakistan	4,503
Roshan Pakistan League	4,265
Balochistan National Movement	4,133
Pakistan Tehreek-e-Insaf-Gulalai	3,987
Tabdeeli Pasand Party Pakistan	3,695
Amun Taraqqi Party	3,633
Jamote Qaumi Movement	3,219
Barabri Party Pakistan	2,166
Pakistan Falah Party	2,165
Pasban Pakistan	2,149
Move On Pakistan	1,873
Pakistan Aman Tehreek	1,718
Pakistan Quami Yakjehti Party	1,573
Pakistan Awami League	1,552
Pakistan Muslim League (Zia)	1,430
Pakistan Muslim League (Sher-e-Bangal)	1,332
Humdardan-e-Watan Pakistan	1,285
Mustaqbil Pakistan	1,052
Pakistan Freedom Movement	1,020
Aam Awam Party	908
Sunni Ittehad Council	854
Pakistan Aman Party	852
Aam Admi Tehreek Pakistan	828
Aam Log Party Pakistan	787
Saraikistan Democratic Party	724
Pakistan Supreme Democratic	708
Tehreek-e-Suba Hazara Pakistan	545
All Pakistan Muslim League (Jinnah)	542

Continued on next page

2018 Legislative (lower house)

Party	Votes
Awam League	493
Pakistan Welfare Party	378
Awami Justice Party Pakistan	341
National Peace Council Party	241
All Pakistan Tehreek	155
Pakistan Human Rights Party	139
Jannat Pakistan Party	103
Pakistan Tehreek-e-Insaniat	97
Mutahiddia Qabail Party	47
Peoples Movement of Pakistan (PMP)	37
Pakistan Muslim League (Council)	4

76.6 Electoral Geography

Geometry not available for this country in the current Output_b release; map figures omitted.

77 Panama

77.1 Notes

- Corregimientos are geolocated using ESRI, then matched to 2010 census boundaries.
- Smallest physical unit: District (corregimiento)

77.2 Data Source(s)

- Electoral Tribunal of Panama

77.3 Elections Summary

Elections Summary

Year	Election Type	Data Units	Spatial Units	% Geocoded
2009	Legislative (unicameral)	619	588	95.0%
2004	Legislative (unicameral)	615	584	95.0%

77.4 Sample Electoral Units

Sample Electoral Units

Year	Type	NAME1	NAME2	NAME3	Lat.	Lon.
2009	Legislative (unicameral)	Veraguas	La Mesa	La Mesa (Cab)	8.144	-81.188
2009	Legislative (unicameral)	Herrera	Santa María	Santa María (Cab)	8.108	-80.660
2009	Legislative (unicameral)	Los Santos	Macaracas	Las Palmas	7.677	-80.504
2009	Legislative (unicameral)	Veraguas	Las Palmas	Las Palmas (Cab)	8.146	-81.443
2009	Legislative (unicameral)	Chiriqui	San Lorenzo	Boca del Monte	8.400	-82.131
2004	Legislative (unicameral)	Chiriqui	Renacimiento	Santa Cruz	8.647	-82.765
2004	Legislative (unicameral)	Los Santos	Las Tablas	Peña Blanca	7.715	-80.275
2004	Legislative (unicameral)	Panama	Arraiján	Nuevo Emperador	9.039	-79.714
2004	Legislative (unicameral)	Panama	Chame	Chame (Cab)	8.584	-79.851
2004	Legislative (unicameral)	Panama	Capira	Villa Rosario	8.791	-79.860

77.5 Aggregate Election Results

2009 Legislative (unicameral)

Party	Party_b	Votes
Democratic Revolutionary Party	Partido Revolucionario Democrático	515,211
Panameñista Party	Partido Panameñista	318,218
Democratic Change	Cambio Democrático	297,812
Nationalist Republican Liberal Movement	Movimiento Liberal Republicano Nacionalista	105,042
Patriotic Union	Unión Patriótica	89,234
People's Party	Partido Popular	78,216
CELESTE	CELESTE	37,552
Liberal Party	Partido Liberal	28,170
Moral Vanguard of the Fatherland	Vanguardia Moral de la Patria	24,694
VERDE	VERDE	6,648
CHOCOLATE	CHOCOLATE	952

2004 Legislative (unicameral)

Party	Party_b	Votes
Democratic Revolutionary Party	Partido Revolucionario Democrático	512,991
Panameñista Party	Panameñista Party	235,099
Solidarity Party	Partido Solidaridad	192,424
Nationalist Republican Liberal Movement	Movimiento Liberal Republicano Nacionalista	147,086
Democratic Change	Cambio Democrático	101,160
People's Party	Partido Popular	94,067
Liberal Party	Partido Liberal	76,743
CELESTE	CELESTE	58,822
EN	EN	42,955
ANARAN-JADO	ANARAN-JADO	15,881
CHOCOLATE	CHOCOLATE	6,164

77.6 Electoral Geography

0

Electoral Units in 2009 | Geometry Type: Actual | Spatial Units: 588 (Years also geocoded at this level: 2004)

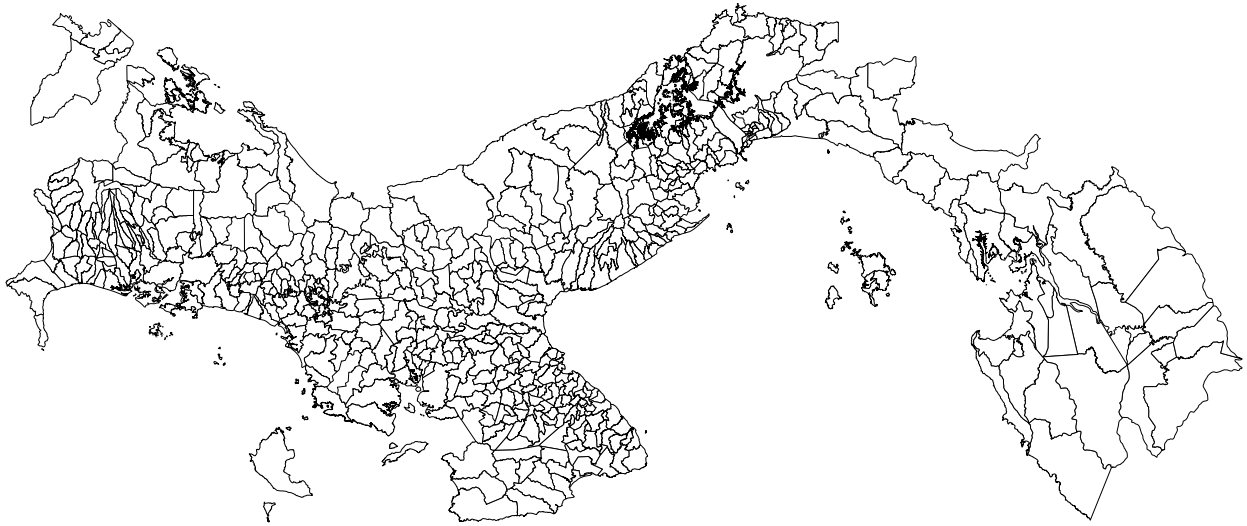

78 Papua New Guinea

78.1 Notes

- Party vote totals differ from Wikipedia aggregates by a notable margin.
- Port Moresby district boundaries are manually estimated.
- Coordinates across all years assume current districts boundaries.
- Smallest physical unit: Electorate

78.2 Data Source(s)

- Wood (2019)

78.3 Elections Summary

Elections Summary

Year	Election Type	Data Units	Spatial Units	% Geocoded
2017	Legislative (unicameral)	89	89	100.0%
2012	Legislative (unicameral)	88	87	100.0%
2007	Legislative (unicameral)	85	84	100.0%
2002	Legislative (unicameral)	88	87	100.0%
1997	Legislative (unicameral)	89	88	100.0%
1992	Legislative (unicameral)	88	87	100.0%
1987	Legislative (unicameral)	88	87	100.0%

78.4 Sample Electoral Units

Sample Electoral Units

Year	Type	NAME1	NAME2	NAME2_b	NAME3	Lat.	Lon.
2017	Legislative (unicameral)	Highlands	Jiwaka	Western Highlands	Jimi	-5.596	144.700
2017	Legislative (unicameral)	Momase	Madang	Madang	Middle Ramu	-4.992	144.634
2017	Legislative (unicameral)	Islands	East New Britain	East New Britain	Gazelle	-4.383	151.986
2017	Legislative (unicameral)	Highlands	Chimbu	Chimbu	Sinasina Yongga-mugl	-6.073	145.025
2017	Legislative (unicameral)	Southern	Gulf	Gulf	Kerema	-7.854	146.026
2012	Legislative (unicameral)	Islands	New Ireland	New Ireland	Namatanai	-3.745	152.650
2012	Legislative (unicameral)	Momase	Morobe	Morobe	Lae	-6.696	147.007
2012	Legislative (unicameral)	Southern	National Capital	National Capital	Moresby North East	-9.417	147.210
2012	Legislative (unicameral)	Highlands	Southern highlands	Southern Highlands	Imbonggu	-6.161	143.949
2012	Legislative (unicameral)	Highlands	Eastern Highlands	Eastern Highlands	Goroka	-6.037	145.396
2007	Legislative (unicameral)	Southern	Western	Western	Middle Fly	-7.448	142.516
2007	Legislative (unicameral)	Highlands	Chimbu	Chimbu	Kerowagi	-5.915	144.869
2007	Legislative (unicameral)	Momase	West Sepik	West Sepik	Aitape Lumi	-3.364	142.040
2007	Legislative (unicameral)	Southern	Gulf	Gulf	Kerema	-7.854	146.026
2007	Legislative (unicameral)	Southern	Milne Bay	Milne Bay	Kiriwina Goode-nough	-8.923	150.637
2002	Legislative (unicameral)	Momase	Madang	Madang	Middle Ramu	-4.992	144.634

Continued on next page

Sample Electoral Units

Year	Type	NAME1	NAME2	NAME2_b	NAME3	Lat.	Lon.
2002	Legislative (unicameral)	Islands	East New Britain	East New Britain	Rabaul	-4.172	152.158
2002	Legislative (unicameral)	Momase	Morobe	Morobe	Lae	-6.696	147.007
2002	Legislative (unicameral)	Southern	National Capital	National Capital	Moresby North East	-9.417	147.210
2002	Legislative (unicameral)	Highlands	Eastern Highlands	Eastern Highlands	Kainantu	-6.307	145.848
1997	Legislative (unicameral)	Highlands	Western Highlands	Western Highlands	Tambul Nebilyer	-6.015	144.179
1997	Legislative (unicameral)	Highlands	Southern Highlands	Southern Highlands	Imbonggu	-6.161	143.949
1997	Legislative (unicameral)	Southern	Milne Bay	Milne Bay	Samarai Murua	-10.460	152.410
1997	Legislative (unicameral)	Southern	National Capital	National Capital	Moresby South	-9.466	147.181
1997	Legislative (unicameral)	Islands	East New Britain	East New Britain	Pomio	-5.357	151.519
1992	Legislative (unicameral)	Islands	East New Britain	East New Britain	Pomio	-5.357	151.519
1992	Legislative (unicameral)	Highlands	Enga	Enga	Wapenamanda	-5.673	143.869
1992	Legislative (unicameral)	Islands	New Ireland	New Ireland	Kavieng	-2.346	150.452
1992	Legislative (unicameral)	Highlands	Chimbu	Chimbu	Karimui Nomane	-6.407	144.972
1992	Legislative (unicameral)	Highlands	Chimbu	Chimbu	Gumine	-6.163	144.855
1987	Legislative (unicameral)	Momase	Madang	Madang	Sumkar	-4.715	145.763
1987	Legislative (unicameral)	Islands	East New Britain	East New Britain	Gazelle	-4.383	151.986
1987	Legislative (unicameral)	Momase	West Sepik	West Sepik	Aitape Lumi	-3.364	142.040

Continued on next page

Sample Electoral Units

Year	Type	NAME1	NAME2	NAME2_b	NAME3	Lat.	Lon.
1987	Legislative (unicameral)	Highlands	Eastern Highlands	Eastern Highlands	Obura Wonenara	-6.772	145.818
1987	Legislative (unicameral)	Highlands	Enga	Enga	Wabag	-5.406	143.639

78.5 Aggregate Election Results

2017 Legislative (unicameral) - First Round

Party	Party_b	Votes
Independent	Independent	1,418,476
People's National Congress	People's National Congress Party	575,799
National Alliance Party	National Alliance	265,660
Triumph Heritage Empowerment Rural Party	Triumph Heritage Empowerment Party	175,848
Pangu Pati	Papua and Niugini Union Pati	151,087
United Resources Party	United Resources Party	148,494
National Party	PNG National Party	145,229
People's Party	People's Progress Party	140,173
Papua New Guinea Party	PNG Party	134,486
People's Party	People's Party	75,871
Social Democratic Party	Social Democratic Party	65,204
unknown	—	64,252
New Generation Party	New Generation Party	61,923
Grassroots United Front Party	Grassroots United Front Party	60,578
People's Action Party	People's Action Party	57,369

Continued on next page

2017 Legislative (unicameral) - First Round

Party	Party_b	Votes
United Party	United Party	52,101
Trust PNG Party	Trust PNG Party	48,376
People's Labour Party	People's Labour Party	48,209
Coalition for Reform Party	Coalition for Reform Party	48,150
Christian Democratic Party	Christian Democratic Party	43,097
Melanesian Alliance Party	Melanesian Alliance Party	39,709
PNG One Nation Party	PNG One Nation Party	33,643
Model Nation Party	Model Nation Party	29,414
People's Movement for Change	People's Movement for Change Party	28,015
PNG Youths Party	PNG Youths Party	27,826
Papua New Guinea First Party	Papua New Guinea First Party	25,808
PNG Country Party	PNG Country Party	18,889
Paradise Kingdom Party	Paradise Kingdom Party	16,907
SOM Pioneer Party	SOM Pioneer Party	15,667
People's Democratic Movement	People's Democratic Movement	14,800
Our Development Party	Our Development Party	13,948
Nation's Interest Party	Nation's Interest Party	12,931
Melanesian Liberal Party	Melanesian Liberal Party	11,748
PNG Socialist Party	PNG Socialist Party	11,469
Papua New Guinea Constitutional Democratic Party	PNG Constitutional Democratic Party	9,064
People's Freedom Party	People's Freedom Party	5,467
Papua New Guinea Greens	PNG Greens Party	4,077
Star Alliance Party	Stars Alliance Party	3,893
Wantok In Godly Services Party	Wantok In Godly Services Party	2,435
PNG Destiny Party	PNG Destiny Party	2,140
National Conservative Party	National Conservative Party	1,676
People's Resources Awareness Party	People's Resources Awareness Party	209

2017 Legislative (unicameral) - Second Round

Party	Party_b	Votes
People's National Congress	People's National Congress Party	509,909
Independent	Independent	475,342
National Alliance Party	National Alliance	270,228
United Resources Party	United Resources Party	184,939
Papua New Guinea Party	PNG Party	105,651
Pangu Pati	Papua and Niugini Union Pati	102,329
National Party	PNG National Party	91,122
Triumph Heritage Empowerment Rural Party	Triumph Heritage Empowerment Party	86,059
People's Party	People's Progress Party	85,002
Social Democratic Party	Social Democratic Party	47,906
United Party	United Party	45,325
People's Labour Party	People's Labour Party	32,621
People's Action Party	People's Action Party	32,317
New Generation Party	New Generation Party	29,596
Christian Democratic Party	Christian Democratic Party	26,022
Our Development Party	Our Development Party	19,081
Trust PNG Party	Trust PNG Party	12,217
Melanesian Alliance Party	Melanesian Alliance Party	10,822
Coalition for Reform Party	Coalition for Reform Party	9,873
People's Party	People's Party	8,204
Papua New Guinea Constitutional Democratic Party	PNG Constitutional Democratic Party	7,615
Melanesian Liberal Party	Melanesian Liberal Party	6,490

2012 Legislative (unicameral) - First Round

Party	Party_b	Votes
Independent	Independent	1,421,874
People's National Congress	People's National Congress Party	410,563

Continued on next page

2012 Legislative (unicameral) - First Round

Party	Party_b	Votes
Papua New Guinea Party	PNG Party	292,472
Triumph Heritage Empowerment Rural Party	Triumph Heritage Empowerment Party	211,543
United Resources Party	United Resources Party	154,547
National Alliance Party	National Alliance	145,290
People's Party	People's Party	109,205
unknown	—	81,667
People's Progress Party	People's Progress Party	70,524
Pangu Pati	Papua and Niugini Union Pati	64,419
Papua New Guinea Constitutional Democratic Party	PNG Constitutional Democratic Party	46,349
People's Movement for Change	People's Movement for Change Party	45,490
PNG Country Party	PNG Country Party	40,910
Papua New Guinea National Party	Papua New Guinea National Party	40,441
Social Democratic Party	Social Democratic Party	38,887
Melanesian Alliance Party	Melanesian Alliance Party	37,122
New Generation Party	New Generation Party	35,860
People's United Assembly	People's United Assembly Party	33,755
Our Development Party	Our Development Party	30,573
People's Democratic Movement	People's Democratic Movement	29,876
Star Alliance Party	Stars Alliance Party	28,799
People's Labour Party	People's Labour Party	27,566
Indigenous People's Party	Indigenous People's Party	22,970
League for Democracy Party	League for Democracy Party	20,577
Melanesian Liberal Party	Melanesian Liberal Party	19,703
Coalition for Reform Party	Coalition for Reform Party	18,753
New Dawn Transformation Party	New Dawn Transformation Party	18,040
United Party	United Party	17,090
People's Freedom Party	People's Freedom Party	16,808
Christian Democratic Party	Christian Democratic Party	14,387
PNG Labour Party	PNG Labour Party	11,443
Mama Papa Graun Pati	Mama Papa Graun Pati	4,623
PNG Conservative Party	PNG Conservative party	4,522
PNG New Vision Party	PNG New Vision Party	4,485
Rural Development Party	Rural Development Party	3,461

Continued on next page

2012 Legislative (unicameral) - First Round

Party	Party_b	Votes
PNG Greens Party	PNG Greens Party	2,779
People's Resources Awareness Party	People's Resources Awareness Party	1,855
Kingdom First Party	Kingdom First Party	1,569
People's Heritage Party	People's Heritage Party	1,309
Transform PNG Party	Transform PNG Party	1,289
PNG Destiny Party	PNG Destiny Party	1,135
People's Republlican Party	People's Republlican Party	765
Mapai Levites Party	Mapai Levites Party	433

2012 Legislative (unicameral) - Second Round

Party	Party_b	Votes
People's National Congress	People's National Congress Party	388,529
Independent	Independent	358,564
Papua New Guinea Party	PNG Party	290,933
Triumph Heritage Empowerment Rural Party	Triumph Heritage Empowerment Party	158,061
National Alliance Party	National Alliance	136,881
People's Party	People's Party	97,926
United Resources Party	United Resources Party	88,612
People's Progress Party	People's Progress Party	46,080
Star Alliance Party	Stars Alliance Party	33,463
Pangu Pati	Papua and Niugini Union Pati	32,702
People's Democratic Movement	People's Democratic Movement	26,950
Papua New Guinea Constitutional Democratic Party	PNG Constitutional Democratic Party	25,078
United Party	United Party	23,629
Social Democratic Party	Social Democratic Party	22,407
New Generation Party	New Generation Party	20,888
Melanesian Liberal Party	Melanesian Liberal Party	15,516

Continued on next page

2012 Legislative (unicameral) - Second Round

Party	Party_b	Votes
People's Movement for Change	People's Movement for Change Party	12,634
Our Development Party	Our Development Party	12,307
People's United Assembly	People's United Assembly Party	10,403
Coalition for Reform Party	Coalition for Reform Party	9,666
PNG Country Party	PNG Country Party	8,795
Indigenous People's Party	Indigenous People's Party	7,364
Papua New Guinea National Party	Papua New Guinea National Party	5,593
Melanesian Alliance Party	Melanesian Alliance Party	5,087
PNG Conservative Party	PNG Conservative party	4,320
PNG Labour Party	PNG Labour Party	3,145

2007 Legislative (unicameral) - First Round

Party	Party_b	Votes
Independent	Independent	700,880
National Alliance Party	National Alliance	232,627
Papua New Guinea Party	PNG Party	126,022
Papua and Niugini Union Pati	Papua and Niugini Union Pati	108,096
People's National Congress Party	People's National Congress Party	94,079
New Generation Party	New Generation Party	89,335
People's Party	People's Party	82,931
People's Progress Party	People's Progress Party	76,832
People's Democratic Movement	People's Democratic Movement	74,525
United Resources Party	United Resources Party	65,377
People's Action Party	People's Action Party	56,454
Rural Development Party	Rural Development Party	53,064
PNG Country Party	PNG Country Party	51,534
Papua New Guinea National Party	Papua New Guinea National Party	50,359
PNG Conservative party	PNG Conservative party	49,327
United Party	United Party	47,954

Continued on next page

2007 Legislative (unicameral) - First Round

Party	Party_b	Votes
unknown	nd	44,190
People's Labour Party	People's Labour Party	43,604
unknown	—	35,381
Stars Alliance Party	Stars Alliance Party	32,649
National Advance Party	National Advance Party	25,655
Melanesian Alliance Party	Melanesian Alliance Party	21,380
Melanesian Liberal Party	Melanesian Liberal Party	17,051
Christian Democratic Party	Christian Democratic Party	10,400
Pipol First Party	Pipol First Party	9,961
Yumi Reform Party	Yumi Reform Party	6,380
PNG First Party	PNG First Party	6,280
People's Freedom Party	People's Freedom Party	5,157
Pan Melanesian Congress Party	Pan Melanesian Congress Party	4,953
True Party	True Party	4,896
PNG Labour Party	PNG Labour Party	4,304
People's Heritage Party	People's Heritage Party	3,686
Mapai Levites Party	Mapai Levites Party	3,025
People's Resources Awareness Party	People's Resources Awareness Party	2,781
National Conservative Party	National Conservative Party	2,295
PNG Greens Party	PNG Greens Party	464

2007 Legislative (unicameral) - Second Round

Party	Party_b	Votes
National Alliance Party	National Alliance	129,225
Independent	Independent	63,200
Papua New Guinea Party	PNG Party	41,975
United Party	United Party	36,915
People's Party	People's Party	31,526
Papua and Niugini Union Pati	Papua and Niugini Union Pati	30,877

Continued on next page

2007 Legislative (unicameral) - Second Round

Party	Party_b	Votes
People's Democratic Movement	People's Democratic Movement	24,988
People's Labour Party	People's Labour Party	20,545
People's National Congress Party	People's National Congress Party	18,734
People's Progress Party	People's Progress Party	15,699
New Generation Party	New Generation Party	15,612
PNG Country Party	PNG Country Party	14,270
United Resources Party	United Resources Party	12,940
PNG Conservative party	PNG Conservative party	12,585
Stars Alliance Party	Stars Alliance Party	7,820
Papua New Guinea National Party	Papua New Guinea National Party	7,142
Rural Development Party	Rural Development Party	7,002
People's Action Party	People's Action Party	3,144
unknown	—	771
National Conservative Party	National Conservative Party	552
People's Freedom Party	People's Freedom Party	86
True Party	True Party	67

2002 Legislative (unicameral) - First Round

Party	Party_b	Votes
Independent	Independent	1,005,756
People's Democratic Movement	People's Democratic Movement	269,724
National Alliance	National Alliance	200,035
People's Progress Party	People's Progress Party	170,791
People's Labour Party	People's Labour Party	140,656
Papua and Niugini Union Pati	Papua and Niugini Union Pati	131,850
People's Action Party	People's Action Party	115,142
Papua New Guinea National Party	Papua New Guinea National Party	99,444
United Party	United Party	92,091
Christian Democratic Party	Christian Democratic Party	74,496

Continued on next page

2002 Legislative (unicameral) - First Round

Party	Party_b	Votes
Pan Melanesian Congress Party	Pan Melanesian Congress Party	64,087
People's Solidarity Party	People's Solidarity Party	57,159
People's National Congress Party	People's National Congress Party	48,491
Melanesian People's Party	Melanesian People's Party	47,081
Nation Transformation Party	Nation Transformation Party	44,483
PNG Country Party	PNG Country Party	40,259
Melanesian Alliance Party	Melanesian Alliance Party	39,815
National Front Party	National Front Party	38,622
National Vision for Humanity Party	National Vision for Humanity Party	34,715
PNG Revival Party	PNG Revival Party	32,563
Advance PNG Party	Advance PNG Party	32,140
PNG Labour Party	PNG Labour Party	30,189
True Peoples Party	True Peoples Party	21,141
People's Heritage Party	People's Heritage Party	20,907
PNG First Party	PNG First Party	20,031
Pipol First Party	Pipol First Party	19,966
Rural Pipol's Pati	Rural Pipol's Pati	18,248
Party for Justice and Dignity	Party for Justice and Dignity	17,874
People's Development Party	People's Development Party	17,630
Yumi Reform Party	Yumi Reform Party	17,534
unknown	—	14,819
Melanesian Labour Party	Melanesian Labour Party	14,529
Economic Endeavour Party	Economic Endeavour Party	13,434
People's Destiny & Development Party	People's Destiny & Development Party	11,655
United Resources Party	United Resources Party	10,791
Simple Peoples Party	Simple Peoples Party	10,320
People's Welfare Party	People's Welfare Party	9,298
People's Freedom Party	People's Freedom Party	8,791
One People Party	One People Party	8,780
PNG Greens Party	PNG Greens Party	8,489
PNG Integrity Party	PNG Integrity Party	7,298
People's First Conservative Party	People's First Conservative Party	6,604
Liberal Party	Liberal Party	5,803
People's Resources Awareness Party	People's Resources Awareness Party	4,046

Continued on next page

2002 Legislative (unicameral) - First Round

Party	Party_b	Votes
Human Rights Protection Party	Human Rights Protection Party	4,012

1997 Legislative (unicameral) - First Round

Party	Party_b	Votes
Independent	Independent	1,273,126
People's Progress Party	People's Progress Party	141,086
People's Party	People's Party	133,086
National Alliance	National Alliance	122,858
People's Action Party	People's Action Party	120,169
People's Democratic Movement	People's Democratic Movement	118,805
United Party	United Party	59,701
People's Unity Party	People's Unity Party	54,664
Christian Democratic Party	Christian Democratic Party	51,688
Melanesian Alliance Party	Melanesian Alliance Party	50,442
People's Resources Awareness Party	People's Resources Awareness Party	35,678
unknown	—	15,786
CCP	CCP	15,344
People's National Congress Party	People's National Congress Party	15,120
Melanesian Labour Party	Melanesian Labour Party	9,385
MGA	MGA	8,482
MBP	MBP	7,043
PNG National Party	PNG National Party	6,146
People's Solidarity Party	People's Solidarity Party	2,473
Liberal Party	Liberal Party	1,337
PNGNA	PNGNA	1,320
HP	HP	792

1992 Legislative (unicameral) - First Round

Party	Party_b	Votes
Independent	Independent	979,002
Papua and Niugini Union Pati	Papua and Niugini Union Pati	158,613
People's Democratic Movement	People's Democratic Movement	104,204
People's Progress Party	People's Progress Party	76,336
Melanesian Alliance Party	Melanesian Alliance Party	73,827
People's Action Party	People's Action Party	50,783
LNA	LNA	44,003
NAT	NAT	24,696
Liberal Party	Liberal Party	22,452
People's Solidarity Party	People's Solidarity Party	20,368
unknown	—	12,978
CP	CP	11,793
nd	nd	8,065
BAP	BAP	7,971
United Party	United Party	2,539
AMA	AMA	2,259
INDGU	INDGU	1,557
INS	INS	644
IDA	IDA	431
People's Labour Party	People's Labour Party	274

1987 Legislative (unicameral) - First Round

Party	Party_b	Votes
Independent	Independent	649,162
Papua and Niugini Union Pati	Papua and Niugini Union Pati	180,403
People's Democratic Movement	People's Democratic Movement	122,264
People's Progress Party	People's Progress Party	112,518
NP	NP	69,437
Melanesian Alliance Party	Melanesian Alliance Party	67,942

Continued on next page

1987 Legislative (unicameral) - First Round

Party	Party_b	Votes
LNA	LNA	46,112
People's Action Party	People's Action Party	40,482
United Party	United Party	31,608
unknown	nd	26,187
People's Party	People's Party	21,390
MIG	MIG	17,267
WANTOK	WANTOK	12,913
CP	CP	5,861
PB	PB	3,648
LAN	LAN	1,438
NSP	NSP	164

78.6 Electoral Geography

0

Electoral Units in 2017 | Geometry Type: Thiessen | Spatial Units: 89 (Years also geocoded at this level: 1987, 1992, 1997, 2002, 2007, 2012)

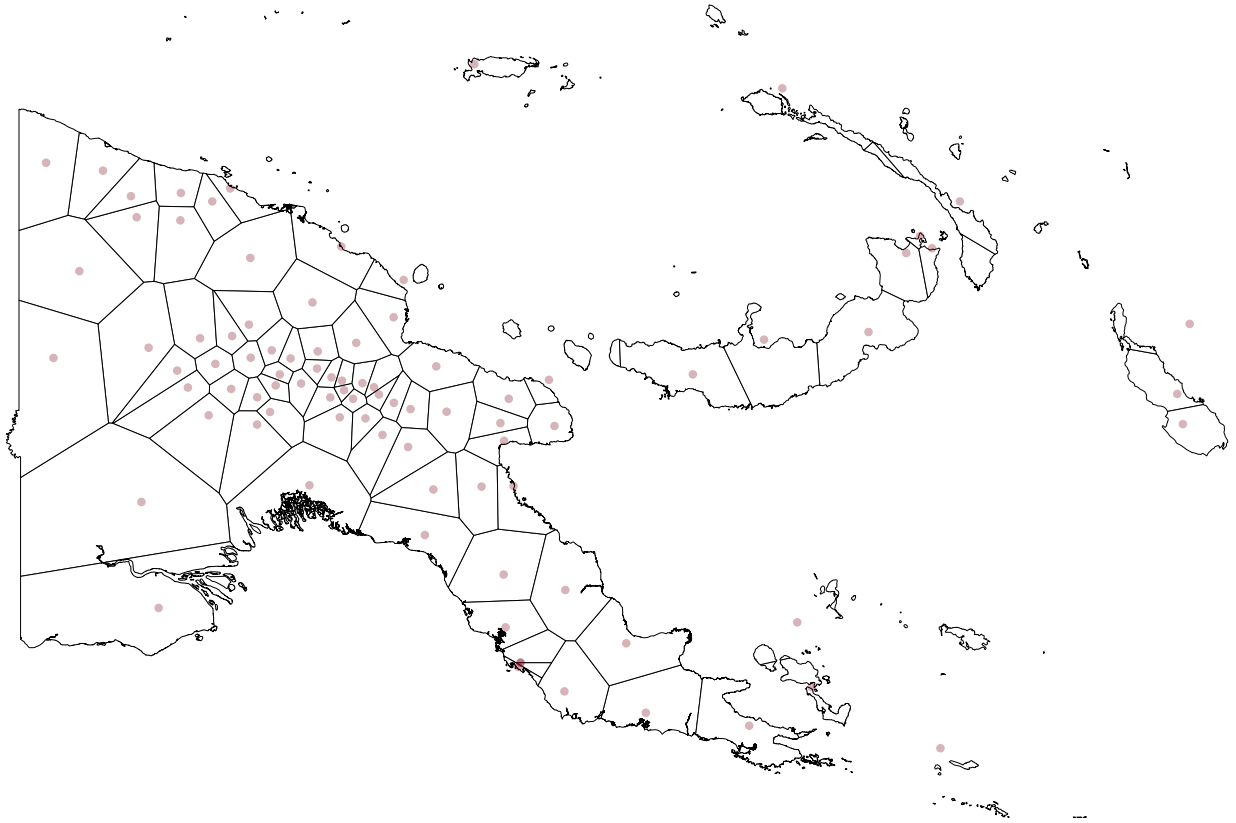

79 Paraguay

79.1 Notes

- Smallest physical unit: Polling Station

79.2 Data Source(s)

- Justicia Electoral

79.3 Elections Summary

Elections Summary

Year	Election Type	Data Units	Spatial Units	% Geocoded
2018	Legislative (lower house)	21016	544	100.0%
2018	Presidential	21206	544	99.1%
2013	Legislative (lower house)	17460	525	100.0%
2013	Presidential	17520	525	99.7%
2008	Legislative (lower house)	14306	506	100.0%
2008	Presidential	14306	506	100.0%
2003	Legislative (lower house)	8401	494	100.0%
2003	Presidential	8401	494	100.0%

79.4 Sample Electoral Units

Sample Electoral Units

Year	Type	NAME1	NAME1_b	NAME2	NAME2_b	NAME3
2018	Legislative (LH)	Central	11	Itaugua	9	Itaugua
2018	Legislative (LH)	Central	11	Guarambare	5	Guarambare
2018	Legislative (LH)	Itapua	7	Encarnacion	0	Encarnacion
2018	Legislative (LH)	Alto Parana	10	Ciudad Del Este	0	Ciudad Del Este
2018	Legislative (LH)	Central	11	San Antonio	25	San Antonio
2018	Presidential	San Pedro	2	Gral. F. Resquin	11	Gral. Francisco Resquin
2018	Presidential	Central	11	Villeta	31	Villeta
2018	Presidential	Central	11	Capiata	1	Capiata
2018	Presidential	Exterior	18	Argentina	1	La Plata
2018	Presidential	Ñeembucu	12	Paso De Patria	19	Paso De Patria
2013	Legislative (LH)	Caazapa	6	Abai	1	Abai
2013	Legislative (LH)	Paraguari	9	Yaguaron	27	Yaguaron
2013	Legislative (LH)	Alto Parana	10	Hernandarias	5	Hernandarias
2013	Legislative (LH)	Caazapa	6	Fulgencio Yegros	7	Fulgencio Yegros
2013	Legislative (LH)	Itapua	7	Hohenau	25	Hohenau
2013	Presidential	Central	11	Guarambare	5	Guarambare
2013	Presidential	Concepcion	1	Concepcion	0	Concepcion
2013	Presidential	Alto Parana	10	Ciudad Del Este	0	Ciudad Del Este
2013	Presidential	Itapua	7	San Rafael Del Parana	51	San Rafael Del Parana
2013	Presidential	Caaguazu	5	Coronel Oviedo	0	Coronel Oviedo
2008	Legislative (LH)	Central	11	J. Augusto Saldivar	11	J. Augusto Saldivar

Continued on next page

Sample Electoral Units

Year	Type	NAME1	NAME1_b	NAME2	NAME2_b	NAME3
2008	Legislative (LH)	Alto Parana	10	Dr. J. L. Mallorquin	1	Dr. J. L. Mallorquin
2008	Legislative (LH)	Guaira	4	Gral. E. A. Garay	11	Gral. Eugenio A. Garay
2008	Legislative (LH)	Capital	0	Asuncion	0	La Recoleta
2008	Legislative (LH)	Central	11	Lambare	13	Lambare
2008	Presidential	Alto Parana	10	Santa Rita	31	Santa Rita
2008	Presidential	Cordillera	3	Piribebuy	27	Piribebuy
2008	Presidential	Central	11	Fernando De La Mora	3	Fernando De La Mora
2008	Presidential	Paraguari	9	Pirayu	15	Pirayu
2008	Presidential	Central	11	San Antonio	25	San Antonio
2003	Legislative (LH)	Capital	0	Asuncion	0	Santisima Trinidad
2003	Legislative (LH)	Guaira	4	San Salvador	29	San Salvador
2003	Legislative (LH)	Capital	0	Asuncion	0	La Recoleta
2003	Legislative (LH)	Central	11	San Lorenzo	27	San Lorenzo
2003	Legislative (LH)	Central	11	Itaugua	9	Itaugua
2003	Presidential	Central	11	San Lorenzo	27	San Lorenzo
2003	Presidential	Amambay	13	Pedro J. Caballero	0	Zanja Pyta
2003	Presidential	Itapua	7	Encarnacion	0	Encarnacion
2003	Presidential	Central	11	Itaugua	9	Itaugua
2003	Presidential	Concepcion	1	Concepcion	0	Concepcion

Sample Electoral Units (continued 2/2)

	NAME3_b	NAME4	NAME4_b	NAME5	Lat.	Lon.
	0	Esc. Nro. 3609 Tejedora De Ñanduti	507	1	-25.393	-57.354
	0	Esc. Nro. 91 Medalla Milagrosa	1	64	-25.491	-57.456
	0	Esc.nro.509 Domingo Robledo-Sto.domingo	9	4	-27.329	-55.857
	0	Esc.calle 11 Monday-S.familia-Km 11	7	26	-25.510	-54.611
	0	Esc. Privada San Blas	4	3	-25.421	-57.547
	0	Esc.de La Cia.naranjito Nro.1692	502	16	-24.066	-56.448
	0	Esc. Adolfo Maria Monges	3	2	-25.507	-57.566
	0	Esc.de Ybyraro Nro.81 Ma.auxiliadora	505	9	-25.355	-57.445
	2	Col. Nacional Rafael Hernandez	1	8	—	—
	0	Esc.nro. 301 Mcal. Francisco S. Lopez	1	3	-27.243	-58.540

Continued on next page

Sample Electoral Units (continued 2/2)

	NAME3_b	NAME4	NAME4_b	NAME5	Lat.	Lon.
	0	Esc. Taruma - Campo Azul	502	8	-25.768	-55.673
	0	Col.nac.dr.francia - Yaguaron	1	16	-25.562	-57.287
	0	Colegio Virgen Del Rosario	4	17	-25.402	-54.641
	0	Esc. Nro. 64 Alejo Garcia	1	12	-26.456	-56.404
	0	Esc.nac.de Com. Dr.raul Peña	1	19	-27.073	-55.642
	0	Esc. Nro. 91 Medalla Milagrosa	1	15	-25.491	-57.456
	0	C.r.e.c Juan E. O'leary	1	91	-23.400	-57.432
	0	Centro Regional De Educacion	6	101	-25.510	-54.611
	0	Esc. De Naranjito	501	1	-26.658	-54.934
	0	Esc. Capillita	501	13	-25.444	-56.440
	0	Col.nac.heroes Del Chaco	1	13	-25.433	-57.434
	0	Esc. Mariscal Lopez	2	12	-25.428	-55.259
	0	Esc. Del Pueblo	1	6	-25.966	-56.196
	4	Col. Priv. Virgen De Nazareth	14	20	-25.298	-57.587

Continued on next page

Sample Electoral Units (continued 2/2)

	NAME3_b	NAME4	NAME4_b	NAME5	Lat.	Lon.
	0	Esc. N. 679 Andres Del-mas	11	18	-25.347	-57.606
	0	Esc. Grda. Nro. 1.933	1	2	-25.796	-55.088
	0	Esc.n.279 Prof.limpia C.perez	2	8	-25.479	-56.956
	0	I.n.p.r.o.	17	1	-25.328	-57.551
	0	Esc. Gral. Diaz	2	12	-25.484	-57.236
	0	Lic.priv.can-dia Achu-carro	3	8	-25.421	-57.547
	5	Col.nac. Car-los Antonio Lopez	14	9	-25.257	-57.571
	0	Esc.102 Bernardino Caballero	1	2	-25.944	-56.470
	4	Col. Eduardo Lopez Mor-eira	24	4	-25.301	-57.583
	0	Esc.n. 2.393 Jorge A.gadea	14	19	-25.340	-57.509
	0	Municipali-dad	4	6	-25.393	-57.354
	0	Esc. N. 23 - España	5	18	-25.340	-57.509
	1	Col.nac.cap.pe-dro J.caballero	502	4	-22.637	-55.624
	0	Esc. Juan F. Gomez	5	1	-27.331	-55.867

Continued on next page

Sample Electoral Units (continued 2/2)

	NAME3_b	NAME4	NAME4_b	NAME5	Lat.	Lon.
	0		2	3	-25.393	-57.354
		Col.nac.emd.itau-gua				
	0	Esc.1731 Lag.ybycua-S.alfredo	502	3	-23.400	-57.432

79.5 Aggregate Election Results

2018 Presidential

Party	Party_b	Votes
BENÍTEZ, Mario	Colorado Party	1,206,067
ALEGRE, Efraín	Great Renewed National Alliance	1,110,464
YBÁÑEZ, Juan	Paraguay Green Party	84,045
ANZOÁTEGUI, Jaro	National Artists' Movement	15,490
GALEANO, Atanasio	Popular Patriotic Movement Party	9,908
BENÍTEZ, Ramón	Patriotic Reserve Movement	9,361
ALMADA, Pedro	Broad Front Party	8,590
ENRÍQUEZ, Efraín	National Sovereign Movement	7,291
FERREIRA, Celino	Movimiento Civico Nacional Unamonos	6,295
ORTEGA, Justo	Heirs Democratic Socialist Party	5,930

2018 Legislative (lower house)

Party	Party_b	Votes
Colorado Party	—	927,183
Authentic Radical Liberal Party	—	420,821
Great Renewed National Alliance	—	286,513
Beloved Fatherland Party	—	105,765
Hagamos Party	—	75,601
National Encounter Party	—	75,514
National Union of Ethical Citizens	—	65,593
Guasú Front	—	42,891
Green Party	—	42,053
National Crusade Movement	—	33,417
Progressive Democratic Party	—	27,932
Christian Democratic Party	—	26,783
Civic Compromise	—	21,651
Broad Front Party	—	20,594
We are Paraguay	—	18,060
Concertación Nacional Avancemos País	—	16,070
Revolutionary Febrerista Party	—	15,169
National Artists' Movement	—	11,727
Youth Party	—	10,871
Us	—	10,816
Secure Paraguay	—	9,651
Patriotic Reserve Movement	—	9,648
Civic Participation Party	—	9,567
Party of the A	—	9,043
Heirs Democratic Socialist Party	—	8,832
Itapua for All Alliance	—	8,683
Plurinational Indigenous Political Movement	—	8,190
Movimiento Civico Nacional Unamonos	—	8,094
Party of the Movement for Socialism	—	6,207
All for Paraguay United Movement	—	5,871
Ganar Alliance	—	5,476
Party of the Patriotic Popular Movement	—	5,147

Continued on next page

2018 Legislative (lower house)

Party	Party_b	Votes
National Political Sovereignty Movement	—	4,457
Let's Continue Building Alliance	—	4,183
Union and Equality Political Movement	—	3,775
Itapuense Front Alliance	—	3,036
Concertación por Vos	—	2,407
Party of Popular Unity	—	1,329
Tekojoja People's Movement	—	1,046
All for Ñeembucu	—	772
Mbarete Independent Political Movement	—	595
Teete Patriotic Front Party	—	574

2013 Presidential

Party	Party_b	Votes
CARTES, Horacio	Colorado Party	1,104,169
ALEGRE, Efraín	Authentic Radical Liberal Party	889,451
FERREIRA, Mario	Avanza País	141,716
CARRILLO, Aníbal	Guasú Front	79,573
CARRIZOSA, Miguel	Beloved Fatherland Party	27,026
SÁNCHEZ, Lino	National Union of Ethical Citizens	19,416
FERREIRA, Roberto	Paraguayan Humanist Party	4,264
SOTO, Lilian	Kuña Pyrenda Movement	3,925
ARCE, Eduardo	Workers' Party	3,011
ALMADA, Ricardo	National Christian Union	2,767
GALEANO, Atanasio	Partido Patria Libre	2,416

2013 Legislative (lower house)

Party	Party_b	Votes
Colorado Party	—	919,625
Authentic Radical Liberal Party	—	656,301
National Union of Ethical Citizens	—	147,534
Guasú Front	—	122,440
National Encounter Party	—	108,662
Avanza País	—	84,826
Beloved Fatherland Party	—	63,662
Progressive Democratic Party	—	30,579
Youth Party	—	28,543
Chaqueña Passion Alliance	—	15,656
Civic Awakening Movement	—	9,661
Kuña Pyrenda	—	8,153
30 August Movement	—	7,080
Social Democrat Party	—	7,062
Independent Constitutionalist Movement	—	5,063
Paraguayan Humanist Party	—	4,225
People in Action Movement	—	3,107
United Democratic Movement for Victory	—	2,702
National Christian Union	—	2,677
Citizens in Power Action Movement	—	2,017
Participative Independent Democratic Movement	—	1,905
Green Party	—	1,826
Concertacion todos por Concepcion	—	1,822
Partido Patria Libre	—	1,625
Alianza Alto Paraguay Alegre	—	1,597
Institutional Independent Movement	—	1,575
Workers' Party	—	1,338
Movimiento Propuesta por la Soberania Nacional	—	783
Moviemiento para el Pueblo Encarnacion	—	656

Continued on next page

2013 Legislative (lower house)

Party	Party_b	Votes
Liberal Party	—	579
Another Paraguay Movement	—	251
Workers' Regional Movement	—	189

2008 Presidential

Party	Party_b	Votes
LUGO, Fernando	Patriotic Alliance for Change	766,502
OVELAR, Blanca	Colorado Party	573,995
OVIEDO, Lino	National Union of Ethical Citizens	411,034
FADUL, Pedro	Beloved Fatherland Party	44,060
ESTIGARRIBIA, Sergio	Paraguayan Humanist Party	6,744
PERRONE, Horacio	Tetã Pyahu Movement	3,080
BENÍTEZ, Julio	Workers' Party	2,409

2008 Legislative (lower house)

Party	Party_b	Votes
Colorado Party	—	582,932
Authentic Radical Liberal Party	—	500,040
National Union of Ethical Citizens	—	330,754
Beloved Fatherland Party	—	102,139
Tekojoja People's Movement	—	64,566
Progressive Democratic Party	—	29,980
Movement for Socialism	—	29,223
Patriotic Alliance for Change	—	23,688

Continued on next page

2008 Legislative (lower house)

Party	Party_b	Votes
National Encounter Party	—	14,227
Hope for Social Renewal	—	9,251
Tricolour Democratic Alliance	—	8,280
People's Unity Party	—	8,119
Party for a Country of Solidarity	—	7,887
Paraguayan Humanist Party	—	7,511
Tetã Pyahu Movement	—	7,455
Caazapeña Patriotic Alliance	—	7,126
Boquerón Departmental Alliance	—	6,629
National Revolutionary Alliance	—	4,568
National Citizens' Resistance Movement	—	4,562
Oñondivepa Political Movement	—	4,206
Broad Front Party	—	3,918
Northern Patriotic Alliance	—	3,538
Workers' Party	—	2,128
MONAPEJUAM	—	1,547
Departmental Consensus for Change	—	1,296
National Christian Union	—	1,077
AC–PFA–BSP	—	946
Revolutionary Febrerista Party	—	520
Guaireña Alliance for Change	—	516
Republican Force Movement	—	93

2003 Presidential

Party	Party_b	Votes
DUARTE, Nicanor	Colorado Party	574,232
FRANCO, Julio	Authentic Radical Liberal Party	370,348
FADUL, Pedro	Beloved Fatherland Party	328,916
GUFFANTI, Guillermo	National Union of Ethical Citizens	208,391

Continued on next page

2003 Presidential

Party	Party_b	Votes
BRUN, Diego	National Encounter Party	8,745
ROA, Tomás	Partido Patria Libre	4,559
GALEANO, Pedro	Broad Front Party	1,443
WEILER, Guillermo	Independent Democratic Force	1,370
NOTARIO, Teresa	Paraguayan Humanist Party	1,196

2003 Legislative (lower house)

Party	Party_b	Votes
Colorado Party	—	520,761
Authentic Radical Liberal Party	—	379,066
Beloved Fatherland Party	—	225,811
National Union of Ethical Citizens	—	216,803
Party for a Country of Solidarity	—	49,280
National Encounter Party	—	39,372
Partido Patria Libre	—	16,480
Revolutionary Febrerista Party	—	11,542
Citizen's Force Movement	—	6,749
Paraguayan Humanist Party	—	2,867
Broad Front Party	—	2,670
Independent Party in Action	—	1,978
Christian Democratic Party	—	1,927
Independent Democratic Force	—	1,302

79.6 Electoral Geography

0

Electoral Units in 2018 | Geometry Type: Thiessen | Spatial Units: 1,088 (Years also geocoded at this level: 2003, 2008, 2013)

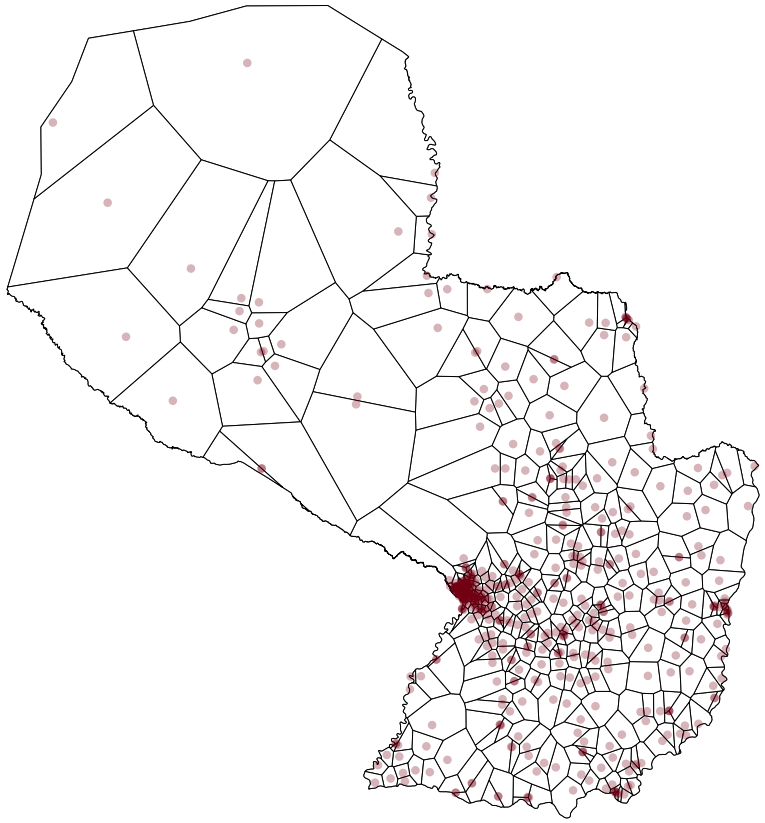

80 Peru

80.1 Notes

- Smallest physical unit: Polling Station

80.2 Data Source(s)

- Oficina Nacional de Procesos Electorales

80.3 Elections Summary

Elections Summary

Year	Election Type	Data Units	Spatial Units	% Geocoded
2021	Andean Parliament	83730	9860	100.0%
2021	Legislative (unicameral)	83791	9862	100.0%
2021	Presidential	86450	9866	100.0%
2016	Andean Parliament	77307	0	0.0%
2016	Legislative (unicameral)	77307	0	0.0%
2016	Presidential	77307	0	0.0%
2011	Andean Parliament	107455	0	0.0%
2011	Legislative (unicameral)	107455	0	0.0%
2011	Presidential	107455	0	0.0%
2006	Andean Parliament	88481	0	0.0%
2006	Legislative (unicameral)	88481	0	0.0%
2006	Presidential	88481	0	0.0%

80.4 Sample Electoral Units

Sample Electoral Units

Year	Type	NAME1	NAME2	NAME3	NAME3_b	NAME4
2021	Andean Parliament	Junin	Jauja	Sincos	110328	023942
2021	Andean Parliament	Lima	Lima	Ate	140103	035574
2021	Andean Parliament	Huanuco	Puerto Inca	Honoria	090801	019585
2021	Andean Parliament	Lima	Lima	San Borja	140140	055547
2021	Andean Parliament	Arequipa	Arequipa	Cerro Colorado	040103	005428
2021	Legislative (unicameral)	Lima	Lima	Puente Piedra	140119	043307
2021	Legislative (unicameral)	Piura	Talara	Pariñas	190701	068821
2021	Legislative (unicameral)	Lima	Lima	San Juan De Lurigancho	140137	053722
2021	Legislative (unicameral)	Lima	Lima	Lima	140101	033253
2021	Legislative (unicameral)	Lambayeque	Lambayeque	Lambayeque	130301	032617
2021	Presidential	Lima	Lima	Puente Piedra	140119	043528
2021	Presidential	Amazonas	Luya	Ocumal	010413	000468
2021	Presidential	Piura	Talara	El Alto	190702	068992
2021	Presidential	La Libertad	Trujillo	Victor Larco Herrera	120107	026782
2021	Presidential	Lima	Huaura	Huaura	140507	059328
2016	Andean Parliament	Callao	Callao	Callao	240101	068848
2016	Andean Parliament	Puno	San Roman	Juliaca	200901	064528
2016	Andean Parliament	Ancash	Huaraz	Jangas	020106	001218

Continued on next page

Sample Electoral Units

Year	Type	NAME1	NAME2	NAME3	NAME3_b	NAME4
2016	Andean Parliament	Ancash	Huaylas	Caraz	020701	001642
2016	Andean Parliament	Lambayeque	Lambayeque	Pacora	130309	030176
2016	Legislative (unicameral)	Piura	Huancabamba	El Carmen De La Frontera	190306	060233
2016	Legislative (unicameral)	Puno	Lampa	Pucara	200608	063746
2016	Legislative (unicameral)	La Libertad	Pataz	Buldibuyo	120602	026193
2016	Legislative (unicameral)	Ancash	Santa	Santa	021307	002880
2016	Legislative (unicameral)	Cusco	Cusco	San Sebastian	070105	013196
2016	Presidential	Puno	Yunguyo	Yunguyo	201001	064802
2016	Presidential	Ancash	Casma	Casma	020501	001538
2016	Presidential	San Martin	Huallaga	Alto Saposoa	210205	065519
2016	Presidential	Lima	Lima	San Martin De Porres	140126	040428
2016	Presidential	La Libertad	Trujillo	Trujillo	120101	023874
2011	Andean Parliament	Puno	Azangaro	Arapa	200203	007470
2011	Andean Parliament	Arequipa	Arequipa	Jacobo Hunter	040127	148498
2011	Andean Parliament	Lima	Lima	Puente Piedra	140119	252495
2011	Andean Parliament	Huanuco	Huanuco	Chinchao	090102	900942
2011	Andean Parliament	Lima	Lima	San Juan De Miraflores	140136	249025
2011	Legislative (unicameral)	Lima	Lima	Punta Negra	140121	206449
2011	Legislative (unicameral)	Lima	Lima	Carabayllo	140105	269423

Continued on next page

Sample Electoral Units

Year	Type	NAME1	NAME2	NAME3	NAME3_b	NAME4
2011	Legislative (unicameral)	Arequipa	Arequipa	Alto Selva Alegre	040128	222934
2011	Legislative (unicameral)	Ancash	Santa	Chimbote	021301	164187
2011	Legislative (unicameral)	Lima	Lima	Rimac	140122	040693
2011	Presidential	Lima	Lima	Breña	140104	033711
2011	Presidential	Callao	Callao	La Perla	240105	128316
2011	Presidential	Lima	Huaura	Caleta De Carquin	140504	078198
2011	Presidential	La Libertad	Santiago De Chuco	Quiruvilca	120705	236467
2011	Presidential	Callao	Callao	Callao	240101	224583
2006	Andean Parliament	Ancash	Santa	Nuevo Chimbote	021309	236917
2006	Andean Parliament	Lima	Lima	San Juan De Lurigancho	140137	208562
2006	Andean Parliament	Arequipa	Arequipa	Socabaya	040119	225834
2006	Andean Parliament	Lima	Lima	San Martin De Porres	140126	217207
2006	Andean Parliament	Ucayali	Padre Abad	Padre Abad	250201	200367
2006	Legislative (unicameral)	Lima	Huaura	Huacho	0000NA	077978
2006	Legislative (unicameral)	Lima	Lima	San Juan De Lurigancho	0000NA	242752
2006	Legislative (unicameral)	Lima	Lima	San Juan De Miraflores	0000NA	041844
2006	Legislative (unicameral)	Lima	Lima	Villa Maria Del Triunfo	0000NA	225155
2006	Legislative (unicameral)	Lambayeque	Chiclayo	Jose Leonardo Ortiz	0000NA	083570
2006	Presidential	Huanuco	Pachitea	Umari	090706	230445
2006	Presidential	Callao	Callao	Callao	240101	232765

Continued on next page

Sample Electoral Units

Year	Type	NAME1	NAME2	NAME3	NAME3_b	NAME4
2006	Presidential	Lima	Lima	San Juan De Miraflores	140136	042018
2006	Presidential	Lima	Lima	Los Olivos	140142	042294
2006	Presidential	Moquegua	Mariscal Nieto	Moquegua	170101	022176

Sample Electoral Units (continued 2/2)

	NAME4_b	Lat.	Lon.
	Ie 30524 Sixto Santibañez Parra, Jr Putumayo Sn	-11.990	-75.551
	Estadio Monumental - Puerta 9, Av Javier Prado Este 7596	-12.055	-76.938
	Iei N° 102 Nueva Honoria, Jr 15 De Marzo Sn	-8.769	-74.708
	Estacionamiento 3, Av San Borja Norte Sn	-12.093	-76.995
	Jose Luis Bustamante Y Rivero, Asoc Jose Luis Bustamante Y Rivero Sector V	-16.390	-71.567

Continued on next page

Sample Electoral Units (continued 2/2)

	NAME4_b	Lat.	Lon.
	Ie 3071 Manuel Tobias Garcia Cerron, Calle 9 Dejunio Sn	-11.868	-77.079
	Coliseo Deportivo Barrio Particular, Barrio Particular Sn	-4.574	-81.269
	Ie 0087 Jose Maria Arguedas, Jr Germanio Sn	-11.995	-77.016
	101 Libertador Simon Bolivar, Av Ramon Carcamo 195	-12.039	-77.051
	Ie 10111 Nuestra Señora De La Asuncion, Prl Calle 8 De Octubre 170	-6.698	-79.905
	Estadio Santa Rosa De Puente Piedra, Av Santa Rosa Sn	-11.865	-77.075
	San Juan, Av San Juan Sn	-6.420	-78.116
	Ie Felix Cipriano Coronel Zegarra, Alejandro Taboada Sn Barrio Castro Pozo	-4.267	-81.217
	1683 Mi Pequeño Mundo, Calle Sn Mz 11 Lote 1	-8.113	-79.045

Continued on next page

Sample Electoral Units (continued 2/2)

	NAME4_b	Lat.	Lon.
	Estadio Municipal, Av Los Liberta-dores Sn	-11.022	-77.639
	—	—	—
	—	—	—
	—	—	—
	—	—	—
	—	—	—
	—	—	—
	—	—	—
	—	—	—
	—	—	—
	—	—	—
	—	—	—
	—	—	—
	—	—	—
	—	—	—
	—	—	—
	—	—	—
	—	—	—
	—	—	—
	—	—	—
	—	—	—
	—	—	—
	—	—	—
	—	—	—
	—	—	—
	—	—	—
	—	—	—
	—	—	—
	—	—	—
	—	—	—
	—	—	—
	—	—	—
	—	—	—

Continued on next page

Sample Electoral Units (continued 2/2)

	NAME4_b	Lat.	Lon.
	—	—	—
	—	—	—
	—	—	—
	—	—	—
	—	—	—
	—	—	—
	—	—	—
	—	—	—
	—	—	—
	—	—	—
	—	—	—
	—	—	—
	—	—	—

80.5 Aggregate Election Results

2021 Presidential - Second Round

Party	Party_b	Party_c	Votes
CASTILLO, Pedro	Free Peru	PARTIDO NACIONALISTA PERUANO	8,723,299
FUJIMORI, Keiko	Popular Force	EL FRENTE AMPLIO POR JUSTICIA, VIDA Y LIBERTAD	8,571,142

2021 Presidential - First Round

Party	Party_b	Party_c	Votes
CASTILLO, Pedro	Free Peru	PARTIDO POLITICO NACIONAL PERU LIBRE	2,714,152
FUJIMORI, Keiko	Popular Force	FUERZA POPULAR	1,907,896
ALIAGA, Rafael López	Popular Renewal	RENOVACION POPULAR	1,657,575
SOTO, Hernando de	Go on Country – Social Integration Party	AVANZA PAIS - PARTIDO DE INTEGRACION SOCIAL	1,652,682
LESCANO, Yonhy	Popular Action	ACCION POPULAR	1,294,681
MENDOZA, Verónika	Together for Peru	JUNTOS POR EL PERU	1,111,407
ACUÑA, César	Alliance for Progress	ALIANZA PARA EL PROGRESO	863,955
URRESTI, Daniel	Podemos Perú	PODEMOS PERU	808,559
FORSYTH, George	National Victory	VICTORIA NACIONAL	802,957
GUZMÁN, Julio	Purple Party	PARTIDO MORADO	319,176
BEINGOLEA, Alberto	Christian People's Party	PARTIDO POPULAR CRISTIANO - PPC	282,007
SALAVERRY, Daniel	We Are Peru	PARTIDO DEMOCRATICO SOMOS PERU	237,367
CASTILLO, Pedro	Free Peru	PARTIDO NACIONALISTA PERUANO	228,955
VEGA, José	Union for Peru	UNION POR EL PERU	100,312
GÁLVEZ, Ciro	National United Renaissance	RENACIMIENTO UNIDO NACIONAL	88,634
FUJIMORI, Keiko	Popular Force	EL FRENTE AMPLIO POR JUSTICIA, VIDA Y LIBERTAD	64,217
SANTOS, Rafael	Peru Secure Homeland	PERU PATRIA SEGURA	54,341
ALCÁNTARA, Andrés	Direct Democracy	DEMOCRACIA DIRECTA	50,184

2021 Legislative (unicameral)

Party	Party_b	Party_c	Votes
Free Peru	PARTIDO POLITICO NACIONAL PERU LIBRE	—	1,715,285
Popular Force	FUERZA POPULAR	—	1,437,591

Continued on next page

2021 Legislative (unicameral)

Party	Party_b	Party_c	Votes
Popular Renewal	RENOVACION POPULAR	—	1,171,049
Popular Action	ACCION POPULAR	—	1,149,324
Alliance for Progress	ALIANZA PARA EL PROGRESO	—	965,843
Advance Country – Social Integration Party	AVANZA PAIS - PARTIDO DE INTEGRACION SOCIAL	—	954,296
Together for Peru	JUNTOS POR EL PERU	—	831,134
We Are Peru	PARTIDO DEMOCRATICO SOMOS PERU	—	782,817
Podemos Perú	PODEMOS PERU	—	750,238
Purple Party	PARTIDO MORADO	—	686,124
National Victory	VICTORIA NACIONAL	—	629,980
Agricultural People's Front of Peru	FRENTE POPULAR AGRICOLA FIA DEL PERU - FREPAP	—	585,769
Union for Peru	UNION POR EL PERU	—	264,615
Christian People's Party	PARTIDO POPULAR CRISTIANO - PPC	—	209,055
Peruvian Nationalist Party	PARTIDO NACIONALISTA PERUANO	—	193,593
Broad Front	EL FRENTE AMPLIO POR JUSTICIA, VIDA Y LIBERTAD	—	133,641
Direct Democracy	DEMOCRACIA DIRECTA	—	99,187
National United Renaissance	RENACIMIENTO UNIDO NACIONAL	—	96,756
Peru Secure Homeland	PERU PATRIA SEGURA	—	53,451
Contigo	PARTIDO POLITICO CONTIGO	—	5,787

2021 Andean Parliament

Party	Party_b	Party_c	Votes
Free Peru	PARTIDO POLITICO NACIONAL PERU LIBRE	—	1,706,187
Popular Force	FUERZA POPULAR	—	1,235,209

Continued on next page

2021 Andean Parliament

Party	Party_b	Party_c	Votes
Popular Renewal	RENOVACION POPULAR	—	1,070,787
Popular Action	ACCION POPULAR	—	956,673
Advance Country – Social Integration Party	AVANZA PAIS - PARTIDO DE INTEGRACION SOCIAL	—	907,953
Podemos Perú	PODEMOS PERU	—	746,652
Together for Peru	JUNTOS POR EL PERU	—	721,834
Alliance for Progress	ALIANZA PARA EL PROGRESO	—	711,641
Agricultural People's Front of Peru	FRENTE POPULAR AGRICOLA FIA DEL PERU - FREPAP	—	668,759
Purple Party	PARTIDO MORADO	—	573,596
We Are Peru	PARTIDO DEMOCRATICO SOMOS PERU	—	444,535
Christian People's Party	PARTIDO POPULAR CRISTIANO - PPC	—	206,652
Peruvian Nationalist Party	PARTIDO NACIONALISTA PERUANO	—	176,504
Broad Front	EL FRENTE AMPLIO POR JUSTICIA, VIDA Y LIBERTAD	—	126,606
National United Renaissance	RENACIMIENTO UNIDO NACIONAL	—	101,327
Direct Democracy	DEMOCRACIA DIRECTA	—	95,088

2016 Presidential - Second Round

Party	Party_b	Party_c	Votes
KUCZYNSKI, Pedro	Peruvians for Change	GANA PERU	8,418,681
FUJIMORI, Keiko	Popular Force	DESPERTAR NACIONAL	8,384,197

2016 Presidential - First Round

Party	Party_b	Party_c	Votes
FUJIMORI, Keiko	Popular Force	FUERZA POPULAR	6,001,722
KUCZYNSKI, Pedro	Peruvians for Change	PERUANOS POR EL KAMBIO	3,163,657
MENDOZA, Verónika	Broad Front	EL FRENTE AMPLIO POR JUSTICIA, VIDA Y LIBERTAD	2,841,237
BARNECHEA, Alfredo	Popular Action	ACCION POPULAR	1,042,583
GARCÍA, Alan	Popular Alliance	ALIANZA POPULAR	881,217
SANTOS, Gregorio	Direct Democracy	DEMOCRACIA DIRECTA	611,599
TOLEDO, Alejandro	Possible Peru	PERU POSIBLE	197,852
OLIVERA, Fernando	Hope Front	FRENTE ESPERANZA	196,351
HILARIO, Miguel	Peru Progressing	PROGRESANDO PERU	74,740
ARÁOZ, Antero	Order	PARTIDO POLITICO ORDEN	64,841

2016 Legislative (unicameral)

Party	Party_b	Party_c	Votes
Popular Force	FUERZA POPULAR	—	4,370,381
Peruvians for Change	PERUANOS POR EL KAMBIO	—	1,972,081
Broad Front	EL FRENTE AMPLIO POR JUSTICIA, VIDA Y LIBERTAD	—	1,681,003
Alliance for the Progress of Peru	ALIANZA PARA EL PROGRESO DEL PERU	—	1,123,008
Popular Alliance	ALIANZA POPULAR	—	1,003,642
Popular Action	ACCION POPULAR	—	860,810
Direct Democracy	DEMOCRACIA DIRECTA	—	526,764
Possible Peru	PERU POSIBLE	—	284,879
Hope Front	FRENTE ESPERANZA	—	134,735
National Solidarity Alliance	ALIANZA ELECTORAL SOLIDARIDAD NACIONAL - UPP	—	112,029
Order	PARTIDO POLITICO ORDEN	—	67,663
Peruvian Humanist Party	PARTIDO HUMANISTA PERUANO	—	27,710

Continued on next page

2016 Legislative (unicameral)

Party	Party_b	Party_c	Votes
Libertarian Peru	PERU LIBERTARIO	—	22,714
Peru Progressing	PROGRESANDO PERU	—	14,663
Peru Nation	PERU NACION	—	13,781
All for Peru	TODOS POR EL PERU	—	2,586

2016 Andean Parliament

Party	Party_b	Party_c	Votes
Popular Force	FUERZA POPULAR	—	3,786,445
Broad Front	EL FRENTE AMPLIO POR JUSTICIA, VIDA Y LIBERTAD	—	1,540,568
Peruvians for Change	PERUANOS POR EL KAMBIO	—	1,473,918
Popular Alliance	ALIANZA POPULAR	—	812,066
Popular Action	ACCION POPULAR	—	790,517
Alliance for the Progress of Peru	ALIANZA PARA EL PROGRESO DEL PERU	—	761,526
Direct Democracy	DEMOCRACIA DIRECTA	—	504,473
Possible Peru	PERU POSIBLE	—	218,597
National Solidarity Alliance	ALIANZA ELECTORAL SOLIDARIDAD NACIONAL - UPP	—	103,874
Order	PARTIDO POLITICO ORDEN	—	58,600
Libertarian Peru	PERU LIBERTARIO	—	40,148

2011 Presidential - Second Round

Party	Party_b	Party_c	Votes
FUJIMORI, Keiko	Force 2011	DESPERTAR NACIONAL	7,836,872
HUMALA, Ollanta	Peru Wins	GANA PERU	7,251,096

2011 Presidential - First Round

Party	Party_b	Party_c	Votes
HUMALA, Ollanta	Peru Wins	GANA PERU	4,603,289
FUJIMORI, Keiko	Force 2011	FUERZA 2011	3,361,108
KUCZYNSKI, Pedro	Alliance for the Great Change	ALIANZA POR EL GRAN CAMBIO	2,623,205
TOLEDO, Alejandro	Possible Peru	PERU POSIBLE	2,242,927
LOSSIO, Luis	National Solidarity Alliance	ALIANZA SOLIDARIDAD NACIONAL	1,398,590
PUENTE, José	Fonavistas of Peru	FONAVISTAS DEL PERU	36,351
FUJIMORI, Keiko	Force 2011	DESPERTAR NACIONAL	20,092
AUBRY, Rafael	Forward Party	ADELANTE	16,535
REYMER, Juliana	National Force Party	FUERZA NACIONAL	16,224
PINAZO, Humberto	Justice, Technology, Ecology	JUSTICIA, TECNOLOGIA, ECOLOGIA	10,720
CUADROS, Manuel	Decentralist Social Force Party	PARTIDO DESCENTRALISTA FUERZA SOCIAL	9,032

2011 Legislative (unicameral)

Party	Party_b	Party_c	Votes
Peru Wins	GANA PERU	—	3,215,961
Force 2011	FUERZA 2011	—	2,881,873
Possible Peru Alliance	PERU POSIBLE	—	1,869,530
Alliance for the Great Change	ALIANZA POR EL GRAN CAMBIO	—	1,789,945

Continued on next page

2011 Legislative (unicameral)

Party	Party_b	Party_c	Votes
National Solidarity Alliance	ALIANZA SOLIDARIDAD NACIONAL	—	1,283,612
American Popular Revolutionary Alliance	PARTIDO APRISTA PERUANO	—	812,264
Radical Change	CAMBIO RADICAL	—	345,721
Fonavistas of Peru	FONAVISTAS DEL PERU	—	168,422
Decentralist Social Force Party	PARTIDO DESCENTRALISTA FUERZA SOCIAL	—	107,145
Forward Party	ADELANTE	—	41,303
National Force Party	FUERZA NACIONAL	—	36,785
National Awakening Party	DESPERTAR NACIONAL	—	29,027
Justice, Technology, Ecology	JUSTICIA, TECNOLOGIA, ECOLOGIA	—	16,613

2011 Andean Parliament

Party	Party_b	Party_c	Votes
Peru Wins	GANA PERU	—	2,713,418
Force 2011	FUERZA 2011	—	2,292,137
Possible Peru Alliance	PERU POSIBLE	—	1,466,630
Alliance for the Great Change	ALIANZA POR EL GRAN CAMBIO	—	1,357,874
National Solidarity Alliance	ALIANZA SOLIDARIDAD NACIONAL	—	928,230
American Popular Revolutionary Alliance	PARTIDO APRISTA PERUANO	—	626,285
Radical Change	CAMBIO RADICAL	—	193,992
Fonavistas of Peru	FONAVISTAS DEL PERU	—	157,306
Decentralist Social Force Party	PARTIDO DESCENTRALISTA FUERZA SOCIAL	—	64,379
Justice, Technology, Ecology	JUSTICIA, TECNOLOGIA, ECOLOGIA	—	48,867
Forward Party	ADELANTE	—	35,290
National Force Party	FUERZA NACIONAL	—	34,197

2006 Presidential

Party	Party_b	Party_c	Votes
HUMALA, Ollanta	Union for Peru	UNION POR EL PERU	3,729,335
GARCÍA, Alan	American Popular Revolutionary Alliance	PARTIDO APRISTA PERUANO	2,946,992
FLORES, Lourdes	National Unity	UNIDAD NACIONAL	2,789,409
CHÁVEZ, Martha	Alliance for the Future	ALIANZA POR EL FUTURO	900,420
PANIAGUA, Valentín	Center Front	FRENTE DE CENTRO	702,077
LAY, Humberto	National Restoration	RESTAURACION NACIONAL	533,959
VILLARÁN, Susana	Decentralization Coalition	CONCERTACION DESCENTRALISTA	75,028
SALINAS, Jaime	National Justice	PARTIDO JUSTICIA NACIONAL	64,962
CANSECO, Javier	Socialist Party	PARTIDO SOCIALISTA	59,167
AMPRIMO, Natale	Alliance for Progress	ALIANZA PARA EL PROGRESO	48,795
STEIN, Pedro	With Force Peru	CON FUERZA PERU	37,579
MORENO, Alberto	New Left Movement	MOVIMIENTO NUEVA IZQUIERDA	33,300
BOREA, Alberto	Democratic Force	FUERZA DEMOCRATICA	24,303
HUMALA, Ulises	Advance Country – Social Integration Party	AVANZA PAIS - PARTIDO DE INTEGRACION SOCIAL	23,678
GÁLVEZ, Ciro	Andean Renaissance	PARTIDO RENACIMIENTO ANDINO	22,398
ESPINOZA, Javier	Let's Make Progress Peru	PROGRESEMOS PERU	13,622
GUARDERAS, José	Democratic Reconstruction	PARTIDO RECONSTRUCCION DEMOCRATICA	11,630
ASTO, Ántero	Peruvian Resurgence	RESURGIMIENTO PERUANO	10,560
WONG, Ricardo	And It's Called Peru	Y SE LLAMA PERU	10,048
GUERRERO, Luis	Peru Now	PERU AHORA	8,240

2006 Legislative (unicameral)

Party	Party_b	Party_c	Votes
Union for Peru	UNION POR EL PERU	—	2,254,784
American Popular Revolutionary Alliance	PARTIDO APRISTA PERUANO	—	2,179,195

Continued on next page

2006 Legislative (unicameral)

Party	Party_b	Party_c	Votes
National Unity	UNIDAD NACIONAL	—	1,560,990
Alliance for the Future	ALIANZA POR EL FUTURO	—	1,390,261
Center Front	FRENTE DE CENTRO	—	755,502
Possible Peru	PERU POSIBLE	—	439,468
National Restoration	RESTAURACION NACIONAL	—	428,282
Alliance for Progress	ALIANZA PARA EL PROGRESO	—	247,241
Democratic Force	FRENTE INDEPENDIENTE MORAL-IZADOR	—	154,785
Independent Moralizing Front	FUERZA DEMOCRATICA	—	152,792
National Justice	PARTIDO JUSTICIA NACIONAL	—	150,169
New Left Movement	MOVIMIENTO NUEVA IZQUIERDA	—	132,143
Socialist Party	PARTIDO SOCIALISTA	—	131,052
Advance Country – Social Integration Party	AVANZA PAIS - PARTIDO DE INTE-GRACION SOCIAL	—	121,689
Decentralization Coalition	CONCERTACION DESCENTRALISTA	—	90,621
Agricultural People's Front of Peru	FRENTE POPULAR AGRICOLA FIA DEL PERU - FREPAP	—	84,480
Andean Renaissance	PARTIDO RENACIMIENTO ANDINO	—	74,874
With Force Peru	CON FUERZA PERU	—	70,517
Peru Now	PERU AHORA	—	46,058
Democratic Reconstruction	PARTIDO RECONSTRUCCION DEMO-CRATICA	—	28,282
Project Country	PROYECTO PAIS	—	21,207
Peruvian Resurgence	RESURGIMIENTO PERUANO	—	20,243
And It's Called Peru	Y SE LLAMA PERU	—	19,331
Let's Make Progress Peru	PROGRESEMOS PERU	—	13,603

2006 Andean Parliament

Party	Party_b	Party_c	Votes
Union for Peru	UNION POR EL PERU	—	2,025,616
American Popular Revolutionary Alliance	PARTIDO APRISTA PERUANO	—	1,895,350
National Unity	UNIDAD NACIONAL	—	1,727,482
Alliance for the Future	ALIANZA POR EL FUTURO	—	781,524
Center Front	FRENTE DE CENTRO	—	475,407
National Restoration	RESTAURACION NACIONAL	—	432,142
Possible Peru	PERU POSIBLE	—	192,319
Alliance for Progress	ALIANZA PARA EL PROGRESO	—	139,319
Socialist Party	PARTIDO SOCIALISTA	—	136,789
National Justice	PARTIDO JUSTICIA NACIONAL	—	96,018
With Force Peru	CON FUERZA PERU	—	94,645
New Left Movement	MOVIMIENTO NUEVA IZQUIERDA	—	80,746
Independent Moralizing Front	FRENTE INDEPENDIENTE MORALIZADOR	—	76,290
Advance Country – Social Integration Party	AVANZA PAIS - PARTIDO DE INTEGRACION SOCIAL	—	63,452
Andean Renaissance	PARTIDO RENACIMIENTO ANDINO	—	52,375
Democratic Reconstruction	PARTIDO RECONSTRUCCION DEMOCRATICA	—	26,955
Peru Now	PERU AHORA	—	24,218
Peruvian Resurgence	RESURGIMIENTO PERUANO	—	21,655
Project Country	PROYECTO PAIS	—	19,941

80.6 Electoral Geography

0

Electoral Units in 2021 | Geometry Type: Thiessen | Spatial Units: 29,282

81 Philippines

81.1 Notes

- Smallest physical unit: Polling Station

81.2 Data Source(s)

- Commission on Elections

81.3 Elections Summary

Elections Summary

Year	Election Type	Data Units	Spatial Units	% Geocoded
2022	Legislative (lower house)	103712	34900	100.0%
2022	Presidential	103712	34900	100.0%

81.4 Sample Electoral Units

Sample Electoral Units

Year	Type	NAME1	NAME1_b	NAME2	NAME2_b	NAME3
2022	Legislative (LH)	Region V	05	Camarines Sur	1700	City Of Naga

Continued on next page

Sample Electoral Units

Year	Type	NAME1	NAME1_b	NAME2	NAME2_b	NAME3
2022	Legislative (LH)	Region Ii	02	Isabela	3100	San Mateo
2022	Legislative (LH)	Region V	05	Sorsogon	6200	Bulusan
2022	Legislative (LH)	Barmm	BARMM	Lanao Del Sur	3600	Marantao
2022	Legislative (LH)	Region V	05	Camarines Sur	1700	Bula
2022	Presidential	Region X	10	Misamis Occidental	4200	City Of Ozamis
2022	Presidential	Cordillera Administrative Region	CAR	Benguet	1100	Atok
2022	Presidential	Region Iii	03	Nueva Ecija	4900	Rizal
2022	Presidential	Region Iii	03	Bulacan	1400	City Of Malolos
2022	Presidential	Region Xii	12	Cotabato	4700	Alamada

Sample Electoral Units (continued 2/2)

	NAME3_b	NAME4	NAME4_b	NAME5	Lat.	Lon.
	1724	Sabang	1724025	17240125	13.620	123.182
	3132	Sinamar Sur	3132032	31320057	16.836	121.539
	6204	San Rafael	6204019	62040027	12.747	124.122
	3616	Inudaran Lumbac	3616047	36160033	7.935	124.231
	1706	Bagumbayan	1706002	17060012	13.482	123.278
	4210	Stimson Abordo	4210039	42100138	8.153	123.762

Continued on next page

Sample Electoral Units (continued 2/2)

	NAME3_b	NAME4	NAME4_b	NAME5	Lat.	Lon.
	1101	Paoay	1101005	11010021	16.609	120.768
	4923	Maligaya	4923019	49230033	15.673	120.890
	1410	Santo Cristo	1410048	14100169	14.829	120.818
	4701	Bao	4701001	47010012	7.385	124.647

81.5 Aggregate Election Results

2022 Presidential

Party	Party_b	Votes
MARCOS, Bongbong	Partido Federal ng Pilipinas	30,096,053
ROBREDO, Leni	Independent	14,402,164
PACQUIAO, Manny Pacman	PROMDI	3,552,071
DOMAGOSO, Isko Moreno	Aksyon Demokratiko	1,844,506
LACSON, Ping	Independent	857,347
MANGONDATO, Faisal	Katipunan ng Kamalayang Kayumanggi	252,451
ABELLA, Ernie	Independent	110,488
DE GUZMAN, Leody	Partido Lakas ng Masa	89,796
GONZALES, Norberto	Partido Demokratiko Sosyalista ng Pilipinas	86,820
MONTEMAYOR, Jose Jr.	Democratic Party of the Philippines	58,521

2022 Legislative (lower house)

Party	Party_b	Votes
Partido Demokratiko Pilipino–Lakas ng Bayan (PDP–Laban)	—	10,060,653
Nacionalista Party	—	6,723,736
National Unity Party	—	6,586,835
Nationalist People's Coalition	—	5,749,430
Lakas–Christian Muslim Democrats	—	4,601,625
ACT-CIS Partylist	—	2,013,102
Independent	—	2,004,749
Liberal Party	—	1,707,727
Hugpong ng Pagbabago	—	1,194,090
People's Reform Party	—	979,475
Ang Buklod ng mga Motorista ng Pilipinas	—	965,658
Aksyon Demokratiko	—	851,537
Tingog Sinirangan	—	838,532
4Ps Party-list	—	815,892
Ako Bicol Political Party	—	796,594
SAGIP Partylist	—	749,431
Ang Probinsyano Party-list	—	695,850
Uswag Ilonggo Party	—	667,594
Tutok To Win Party-List	—	662,009
Citizens' Battle Against Corruption	—	594,678
Senior Citizens Partylist	—	584,358
Agimat ng Masa	—	572,279
Duterte Youth	—	555,820
Kabataan Partylist	—	516,678
Marino Samahan ng mga Seaman	—	502,618
Ako Bisaya	—	499,241
Partido Pilipino sa Pagbabago	—	497,485
Agrikultura Ngayon Gawing Akma at Tama	—	492,449
Partido para sa Demokratikong Reporma	—	469,774
Probinsyano Ako	—	461,352

Continued on next page

2022 Legislative (lower house)

Party	Party_b	Votes
Partido Federal ng Pilipinas	—	454,424
LPG Marketers Association	—	434,713
Abante Pangasinan-Ilokano Party	—	434,037
Pederalismo ng Dugong Dakilang Samahan	—	421,591
Construction Workers Solidarity	—	400,292
Gabriela Women's Party	—	396,081
Agri-Agra na Reporma para sa Magsasaka ng Pilipinas	—	380,008
An Waray	—	369,238
P3PWD Party List	—	365,622
Ako Ilocano Ako	—	362,019
Laban ng Demokratikong Pilipino	—	358,750
Agricultural Sector Alliance of the Philippines	—	356,144
Kalinga-Advocacy for Social Empowerment and Nation-Building Through Easing Poverty	—	354,907
Kusug Tausug	—	348,391
Coop-NATCCO	—	335,516
Barangay Health Wellness	—	327,574
Bukidnon Paglaum	—	327,123
Malasakit at Bayanihan Foundation	—	326,393
Galing sa Puso Party	—	321,211
ACT Teachers Partylist	—	316,654
Bicol Saro	—	315,600
Bagong Henerasyon	—	315,291
Talino at Galing ng Pinoy	—	313,275
Unang Sigaw ng Nueva Ecija	—	307,338
Dumper Philippines Taxi Drivers Association	—	305,427
United Senior Citizens Koalition ng Pilipinas	—	304,829
Pinatatag na Ugnayan para sa mga Oportunidad sa Pabahay ng Masa	—	288,884

Continued on next page

2022 Legislative (lower house)

Party	Party_b	Votes
PBA Partylist	—	282,775
Abono Partylist	—	279,614
Abang Lingkod	—	276,269
Anakalusugan	—	274,543
United Bangsamoro Justice Party	—	272,717
Kabalikat ng Mamamayan	—	264,189
One Patriotic Coalition of Marginalized Nationals	—	263,867
APEC Partylist	—	261,729
Magkakasama sa Sakahan Kaunlaran	—	261,612
Pusong Pinoy	—	257,481
One Filipinos Worldwide Coalition Partylist	—	247,190
Manila Teacher's Savings and Loan Association	—	242,159
Aksyon Demokratiko/Asenso Manileño	—	239,845
AAMBIS-Owa Party List	—	238,961
Public Safety Alliance for Transformation and Rule of Law Inc.	—	238,860
Philippine Rural Electric Cooperatives Association	—	234,776
Alliance of Organizations, Networks and Associations of the Philippines	—	233,932
Padayon Pilipino	—	229,688
Trade Union Congress Party	—	228,149
Democratic Independent Workers Association	—	227,737
Asenso Pinoy	—	224,271
Mindanao Indigenous Conference for Peace and Development	—	224,224
Akbayan	—	220,741
Kapanalig at Kambilan Ning Memalen Pampanga	—	220,513
Kilusang Bagong Lipunan	—	217,157
Ang Pamilya Muna	—	215,232

Continued on next page

2022 Legislative (lower house)

Party	Party_b	Votes
A Teacher Partylist	—	212,640
PROMDI	—	212,522
You Against Corruption and Poverty	—	209,460
1st Consumers Alliance for Rural Energy	—	209,092
Kasama Regional Political Party	—	207,643
Bayan Muna	—	206,059
People's Champ Movement	—	200,678
Ako Bisdak - Bisayang Dako	—	195,797
Alliance of Public Transport Organization	—	176,936
Towards Development and Action	—	169,991
Abante Sambayanan	—	165,982
Nagkakaisang Pilipino para sa Pag-Angat ng Maralitang Manileño	—	159,082
Samahan ng Manggagawa sa Industriya ng Live Events	—	153,297
Philippine Educators Alliance for Community Empowerment	—	150,067
Pamilyang Magsasaka	—	149,370
Philippine National Police Retirees Association	—	149,329
Pinagbuklod na Filipino para sa Bayan	—	148,010
Sulong Zambales Party	—	142,833
Tulungan Tayo	—	142,689
Mindoro bago Sarili	—	141,013
Bayaning Tsuper	—	140,879
Frontliners Ang Bida	—	138,085
Advocates and Keepers Organization of OFWs	—	136,925
Tagapagtaguyod ng mga Reporma at Adhikaing Babalikat at Hahango sa mga Oportunidad para sa mga Pilipino	—	133,972
Acts Overseas Filipino Workers Coalition of Organizations	—	132,856
Basilan Unity Party	—	132,367

Continued on next page

2022 Legislative (lower house)

Party	Party_b	Votes
Ako Padayon Pilipino Party List	—	127,753
Bahay para sa Pamilyang Pilipino	—	126,858
Anak Mindanao	—	125,398
Centrist Democratic Party of the Philippines	—	125,249
United Benguet Party	—	122,179
Kalipunan ng Maralita at Malayang Mamamayan	—	121,592
Cancer Alleviation Network on Care, Education and Rehabilitation	—	120,375
Act as One Philippines	—	112,153
Rural Electric Consumers and Beneficiaries of Development and Advancement	—	111,981
PDP Cares Foundation	—	110,186
Walang Iwanan sa Free Internet Inc.	—	109,751
Kooperatiba-Kapisanan ng Magsasaka ng Pilipinas	—	108,888
Bisaya Gyud Party-List	—	108,506
Magdalo Party-List	—	108,382
Ang National Coalition of Indigenous People Action Na!	—	106,838
Passengers and Riders Organization	—	105,398
Hugpong Federal Movement of the Philippines	—	104,151
Ang Kabuhayan Partylist	—	103,636
Angkla: ang Partido ng mga Pilipinong Marino	—	101,985
Lungsod Aasenso	—	101,188
Ang Tinig ng Seniors Citizens sa Filipinas, Inc.	—	100,401
Buhay Party-List	—	98,045
Una ang Edukasyon	—	97,607
Moro Ako - Ok Party-List	—	96,849
Partido Pederal ng Maharlika	—	96,736
Bigkis Pinoy	—	92,936

Continued on next page

2022 Legislative (lower house)

Party	Party_b	Votes
Igorot Warriors International, Inc.	—	92,671
Health, Education, Livelihood Program of the Philippines	—	89,903
Wow Pilipinas Movement	—	86,304
Kapamilya ng Manggagawang Pilipino	—	85,555
Friends of the Poor and Jobless Party-List	—	85,279
Subanen Party-List	—	82,931
Abe Kapampangan	—	82,788
Turismo Isulong Mo	—	81,975
Ating Agapay Sentrong Samahan ng mga Obrero	—	81,915
Butil Farmers Party	—	81,584
Avid Builders of Active Nation's Citizenry Towards Empowered Philippines	—	81,446
Alliance for the Common Good	—	81,370
Barkadahan para sa Bansa	—	80,171
Anakpawis	—	77,816
Partido Demokratiko Sosyalista ng Pilipinas	—	77,360
OFW Family Club	—	77,016
Partido Navoteño	—	76,222
Samahang Kaagapay ng Agilang Pilipino	—	73,346
Partidong Pagbabago ng Palawan	—	71,986
Hugpong sa Tawong Lungsod	—	70,926
Adelante Zamboanga Party	—	70,679
Ugyon Mangunguma, Mangingisda kag Mamumugon nga Ilonggo	—	70,603
National Association of Electricity Consumers for Reforms	—	68,881
United Nationalist Alliance	—	68,572
Rebolusyonaryong Alyansang Makabansa	—	67,089

Continued on next page

2022 Legislative (lower house)

Party	Party_b	Votes
Partido Prosperidad y Amor para na Zamboanga	—	64,310
Ayuda sa May Kapansanan	—	63,929
Ang Bumbero ng Pilipinas	—	63,866
One Coop	—	62,429
Ang Komadrona	—	60,779
Kilusang Maypagasa	—	58,815
Samahan ng Totoong Larong may Puso Foundation	—	58,014
Malabung Workers Party	—	57,038
Kabalikat ng Bayan sa Kaunlaran	—	56,487
Computer Literacy, Innovation Connectivity and Knowledge	—	53,585
Ang Laban ng Indiginong Filipino	—	52,874
Bunyog Pagkakaisa	—	52,556
Ang Kabuhayang Kayang Kaya	—	52,521
Home Owners, and Marginalized Empowerment Through Opportunities with Neighborhood Economic Reliability	—	51,574
Mothers for Change	—	51,354
Kabalikat Patungo sa Umuunlad na Sistematiko at Organisadong Pangkabuhayan Movement	—	50,963
Lingkod ng Mamamayan ng Valenzuela City	—	49,379
Achievers with Integrity Movement	—	48,462
Workers and Peasants Party	—	47,924
United Frontliners of the Philippines	—	47,431
Kilos Mamamayan Ngayon Na	—	47,012
Bangon Philippine Outsourcing	—	45,622
Alsa Bisaya	—	45,554
Lingkud Bayanihan Party	—	40,893
Ipatupad for Workers Inc.	—	40,617

Continued on next page

2022 Legislative (lower house)

Party	Party_b	Votes
Advocates for Retail & Fashion, Textile & Tradition, Events, Entertainment & Creative Sector	—	39,967
Maharlikang Pilipino Party	—	39,129
Kabalikat ng Hustisiya ng Nagkakaisang Manileno	—	37,479
Babae Ako para sa Bayan	—	37,456
Damayan para sa Reporma Tungo sa Inklusibo at Laganap na mga Oportunidad Ngayon	—	34,657
Ako Breeder Party-List	—	31,292
Aktibong Kaagapay ng mga Manggagawa	—	30,054
Partido Cocoman	—	30,040
Ako Musikero Association	—	27,164
Philippine Society for Industrial Security	—	26,682
Ang Koalisyon ng Indigenous People	—	26,612
Mindoro Sandugo para sa Kaunlaran	—	25,922
Samahang Ilaw at Bisig	—	25,116
Ummah Party	—	25,106
Aksyon Magsasaka-Partido Tinig ng Masa	—	23,996
One Unified Transport Alliance of the Philippines Bicol Region	—	22,010
Partido Lakas ng Masa	—	21,903
Alagaan ang Sambayanang Pilipino	—	21,570
Parents Teachers Alliance	—	21,479
Ang Programang Aasenso Taumbayan - Dream, Act, Participate and Advocate for Sustainable Transformation	—	20,215
Arts Business and Science Professionals	—	19,258
Alliance for Resilience, Sustainability and Empowerment	—	19,076

Continued on next page

2022 Legislative (lower house)

Party	Party_b	Votes
Movement of Active Apostolic Guardians Association of the Philippines	—	18,756
Solid Movement Towards Comprehensive Change	—	18,102
Alternatiba ng Masa	—	17,563
Noble Advancement of Marvelous People of the Philippines Inc.	—	17,357
Pilipino Society and Development Advocates Commuter-Consumer	—	16,660
Aksyon Tungo sa Asenso at Pagsulong ng Pilipino	—	15,184
United Filipino Consumers and Commuters	—	15,150
People's Volunteer Against Illegal Drugs	—	12,940
National Firemen's Confederation of the Philippines	—	11,233
Pwersa ng Masang Pilipino	—	10,642
Laban ng Isang Bayan Para sa Reporma at Oportunidad	—	10,452
1 Tahanan	—	9,941
Pilipinas para sa Pinoy	—	8,351
Aangat Kusinerong Pinoy	—	7,918
Kusog Bikolandia	—	7,529
Philippine Green Republican Party	—	4,709
Katipunan ng Nagkakaisang Pilipino	—	4,370
Katipunan ng Kamalayang Kayumanggi	—	2,295
Bagumbayan–VNP	—	1,519
Labor Party Philippines	—	1,282

81.6 Electoral Geography

1

Electoral Units in 2022 | Geometry Type: Thiessen | Spatial Units: 71,168

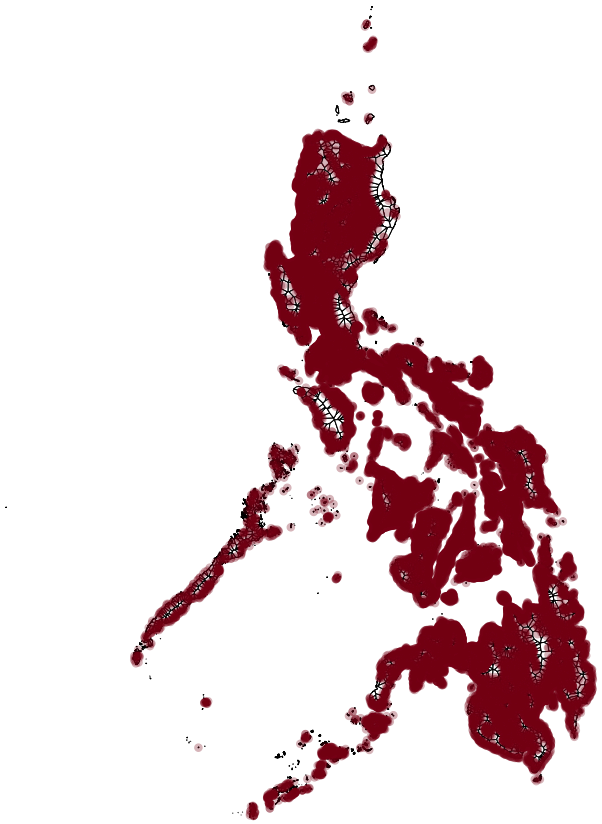

82 Poland

82.1 Notes

- Thiessen polygons are generated at the address level, with multiple precincts per address.
- Legislative election results are reported for Sejm lists rather than individual parties.
- Smallest physical unit: Polling Station

82.2 Data Source(s)

- Państwowa Komisja Wyborcza

82.3 Elections Summary

Elections Summary

Year	Election Type	Data Units	Spatial Units	% Geocoded
2023	Legislative (lower house)	32199	27282	100.0%
2020	Presidential	28173	23011	100.0%
2019	Legislative (lower house)	28388	23292	100.0%
2015	Legislative (lower house)	28733	23837	100.0%
2015	Presidential	28677	23824	100.0%
2011	Legislative (lower house)	25994	22810	100.0%
2010	Presidential	25837	21759	100.0%
2007	Legislative (lower house)	25483	19656	100.0%
2005	Legislative (lower house)	25171	18546	100.0%
2005	Presidential	25365	18468	100.0%
2001	Legislative (lower house)	24827	17586	100.0%
2000	Presidential	24681	15136	100.0%
1997	Legislative (lower house)	23074	18221	100.0%
1995	Presidential	22844	18799	99.9%
1993	Legislative (lower house)	22482	18898	100.0%
1991	Legislative (lower house)	22340	18986	100.0%
1990	Presidential	22238	17864	100.0%

82.4 Sample Electoral Units

Sample Electoral Units

Year	Type	NAME1	NAME2	NAME3	NAME3_b	NAME4
2023	Legislative (LH)	łódzkie	Łódź	m. Łódź	106101	188
2023	Legislative (LH)	świętokrzyskie	włoszczowski	gm. Krasocin	261302	2
2023	Legislative (LH)	podkarpackie	jasielski	gm. Nowy Żmigród	180507	12
2023	Legislative (LH)	śląskie	bieruńsko-lędziński	gm. Bojszowy	241404	1
2023	Legislative (LH)	warmińsko-mazurskie	elbląski	gm. Elbląg	280401	8
2020	Presidential	małopolskie	myślenicki	gm. Sułkowice	120907	9
2020	Presidential	pomorskie	Gdynia	m. Gdynia	226201	44
2020	Presidential	świętokrzyskie	włoszczowski	gm. Krasocin	261302	4
2020	Presidential	śląskie	żywiecki	gm. Milówka	241709	1
2020	Presidential	lubelskie	radzyński	gm. Radzyń Podlaski	061506	1
2019	Legislative (LH)	opolskie	nyski	gm. Kamiennik	160702	5
2019	Legislative (LH)	wielkopolskie	złotowski	gm. Złotów	303108	2
2019	Legislative (LH)	wielkopolskie	wągrowiecki	m. Wągrowiec	302801	9
2019	Legislative (LH)	warmińsko-mazurskie	iławski	gm. Kisielice	280704	4
2019	Legislative (LH)	podlaskie	hajnowski	gm. Narew	200508	1
2015	Legislative (LH)	—	—	gm. Szamotuły	302407	6
2015	Legislative (LH)	—	—	gm. Oborniki Śląskie	22001	8
2015	Legislative (LH)	—	—	m. Tarnobrzeg	186401	30
2015	Legislative (LH)	—	—	m. Katowice	246901	147

Continued on next page

Sample Electoral Units

Year	Type	NAME1	NAME2	NAME3	NAME3_b	NAME4
2015	Legislative (LH)	—	—	gm. Łobez	321802	11
2015	Presidential	lubuskie	—	gm. Dobiegniew	—	5
2015	Presidential	śląskie	—	m. Mysłowice	—	6
2015	Presidential	małopolskie	—	gm. Trzebinia	—	2
2015	Presidential	łódzkie	—	m. Łódź	—	96
2015	Presidential	łódzkie	—	gm. Łubnice	—	2
2011	Legislative (LH)	—	—	Pabianice	100802	27
2011	Legislative (LH)	—	—	Ropczyce	181503	8
2011	Legislative (LH)	—	—	Sadki	41004	2
2011	Legislative (LH)	—	—	Poznań	306401	246
2011	Legislative (LH)	—	—	Olsztyn	286201	1
2010	Presidential	dolnośląskie	głogowski	Głogów, m.	—	36
2010	Presidential	wielkopolskie	ostrowski	Ostrów Wielkopolski, m.	—	36
2010	Presidential	podkarpackie	rzeszowski	Sokołów Małopolski, gm.	—	13
2010	Presidential	pomorskie	Gdynia	Gdynia, m.	—	110
2010	Presidential	opolskie	opolski	Łubniany, gm.	—	3
2007	Legislative (LH)	—	węgrowski	gm. Sadowne	143307	2
2007	Legislative (LH)	—	zgierski	m. Głowno	102001	1
2007	Legislative (LH)	—	szczecinecki	gm. Grzmiąca	321505	1
2007	Legislative (LH)	—	opolski	gm. Dąbrowa	160902	8
2007	Legislative (LH)	—	wrocławski	gm. Sobótka	22307	2

Continued on next page

Sample Electoral Units

Year	Type	NAME1	NAME2	NAME3	NAME3_b	NAME4
2005	Legislative (LH)	—	tarnobrzeski	gm. Gorzyce	182002	9
2005	Legislative (LH)	—	giżycki	m. Giżycko	280601	12
2005	Legislative (LH)	—	dębicki	gm. Czarna	180303	6
2005	Legislative (LH)	—	m. Gdańsk	m. Gdańsk	226101	11
2005	Legislative (LH)	—	m. Chełm	m. Chełm	66201	2
2005	Presidential	—	oławski	gm. Domaniów	—	1
2005	Presidential	—	świdnicki	m. Świdnik	—	15
2005	Presidential	—	wodzisławski	m. Rydułtowy	—	9
2005	Presidential	—	m. Płock	m. Płock	—	13
2005	Presidential	—	niżański	gm. Jarocin	—	1
2001	Legislative (LH)	—	łukowski	Łuków	61101	5
2001	Legislative (LH)	—	bolesławiecki	Bolesławiec gm.	20102	2
2001	Legislative (LH)	—	Nowy Sącz	Nowy Sącz	126201	16
2001	Legislative (LH)	—	krośnieński	Iwonicz-Zdrój	180703	8
2001	Legislative (LH)	—	Łódź	Łódź	106101	300
2000	Presidential	—	nowodworski	Nowy Dwór Mazowiecki	—	10
2000	Presidential	—	mławski	Lipowiec Kościelny	—	3
2000	Presidential	—	polkowicki	Polkowice	—	3
2000	Presidential	—	żarski	Przewóz	—	2
2000	Presidential	—	nidzicki	Janowo	—	3
1997	Legislative (LH)	—	—	Kołaczkowo	63577	1

Continued on next page

Sample Electoral Units

Year	Type	NAME1	NAME2	NAME3	NAME3_b	NAME4
1997	Legislative (LH)	—	—	Pątnów	73593	7
1997	Legislative (LH)	—	—	Pelplin	19221	7
1997	Legislative (LH)	—	—	Wrocław	93000	41
1997	Legislative (LH)	—	—	Sokołów Małopolski	69257	11
1995	Presidential	—	—	Ulhówek	95681	3
1995	Presidential	—	—	Chełm	11101	19
1995	Presidential	—	—	Szubin	9313	7
1995	Presidential	—	—	Budzów	7525	2
1995	Presidential	—	—	Łomża	45101	12
1993	Legislative (LH)	—	—	Piła	57101	11
1993	Legislative (LH)	—	—	Sosnowiec	27397	104
1993	Legislative (LH)	—	—	Łąck	61589	2
1993	Legislative (LH)	—	—	Chorkówka	37529	6
1993	Legislative (LH)	—	—	Lutomiersk	73565	2
1991	Legislative (LH)	—	—	Przytoczna	21637	6
1991	Legislative (LH)	—	—	Knurów	27213	8
1991	Legislative (LH)	—	—	Kielce	29101	18
1991	Legislative (LH)	—	—	Warszawa-Żoliborz	1013	429
1991	Legislative (LH)	—	—	Zarszyn	37669	5
1990	Presidential	—	—	Biecz	37109	10
1990	Presidential	—	—	Krobia	41145	1

Continued on next page

Sample Electoral Units

Year	Type	NAME1	NAME2	NAME3	NAME3_b	NAME4
1990	Presidential	—	—	Lublin	43101	49
1990	Presidential	—	—	Międzychód	21213	11
1990	Presidential	—	—	Koło gm.	31561	1

Sample Electoral Units (continued 2/2)

	NAME4_b	Lat.	Lon.
	Szkoła Podstawowa nr 11 im. Marii Kownackiej, ul. Hufcowa 20A, 94-107 Łódź	51.749	19.406
	Budynek po byłej Szkole Podstawowej w Brygidowie, Brygidów 1, 29-105 Krasocin	50.922	20.126
	Remiza OSP w Desznicy, Desznica 73, 38-230 Nowy Żmigród	49.554	21.484

Continued on next page

Sample Electoral Units (continued 2/2)

	NAME4_b	Lat.	Lon.
	Szkoła Podstawowa im. Wilhelma Gawlikowicza, ul. Świętego Jana 33, 43-220 Bojszowy	50.055	19.087
	Dom Pomocy Społecznej we Władysławowie, Władysławowo 4, 82-300 Elbląg	54.152	19.366
	Zespół Placówek Oświatowych w Krzywaczce, Krzywaczka 41, 32-442 Krzywaczka	49.888	19.835
	Szkoła Podstawowa nr 48, ul. Jowisza 60, 81-601 Gdynia	54.504	18.476
	Szkoła Podstawowa w Bukowie, Bukowa ul. Szkolna 8, 29-105 Krasocin	50.863	20.200
	Szkoła Podstawowa, ul. Dworcowa 3, 34-360 Milówka	49.558	19.088

Continued on next page

Sample Electoral Units (continued 2/2)

	NAME4_b	Lat.	Lon.
	Remiza OSP w Branicy Radzyńskiej-Kolonii, Branica Radzyńska-Kolonia 49A, 21-300 Radzyń Podlaski	51.752	22.674
	Świetlica Wiejska, Goworowice 55, 48-388 Kamiennik	50.545	17.142
	Urząd Gminy, ul. Leśna 7, 77-400 Złotów	53.371	17.019
	Miejskie Przedsiębiorstwo Wodociągów i Kanalizacji Spółka z o. o., ul. Janowiecka 100, 62-100 Wągrowiec	52.804	17.234
	Świetlica Ochotniczej Straży Pożarnej, Jędrychowo 56, 14-220 Kisielice	53.600	19.357
	Urząd Gminy Narew, ul. Mickiewicza 101, 17-210 Narew	52.906	23.535
	Szkoła Podstawowa Nr 1, Stanisława Staszica 1, 64-500 Szamotuły	52.607	16.586

Continued on next page

Sample Electoral Units (continued 2/2)

	NAME4_b	Lat.	Lon.
	Remiza OSP, Rościsławice ul. Żmigrodzka 2, 55-120 Oborniki Śląskie	51.300	16.832
	Szkoła Podstawowa Nr 11, ul.Olszowa 1, 39-400 Tarnobrzeg	50.604	21.758
	Miejski Dom Kultury "Bogucice-Zawodzie", ul. Marcinkowskiego 13, 40-233 Katowice	50.261	19.059
	Świetlica wiejska w Suliszewicach, Suliszewice 21A, 73-150 Łobez	53.644	15.672
	Nadleśnictwo Głusko, Głusko 19, 66-520 Dobiegniew	53.047	15.946
	II Liceum Ogólnokształcące, Mysłowice, Szabelnia ul. Mikołowska 3, 41-400 Mysłowice	50.265	19.122
	Zespół Szkół z siedzibą w Trzebini, Osiedle Związku Walki Młodych 21, 32-540 Trzebinia	50.160	19.477

Continued on next page

Sample Electoral Units (continued 2/2)

	NAME4_b	Lat.	Lon.
	Szkoła Podstawowa nr 153 im. Marii Skłodowskiej-Curie, ul. Obrońców Westerplatte 28, 91-762 Łódź	51.790	19.467
	Zespół Szkół w Dzietrzkowicach, Dzietrzkowice Szkolna 1, 98-432 Łubnice	51.166	18.319
	Gimnazjum Nr 3, ul. 20-go Stycznia 9/13, 95-205 Pabianice	51.660	19.370
	Dom Strażaka w Lubzinie, Lubzina 223, 39-102 Lubzina	50.064	21.517
	ZESPÓŁ SZKÓŁ PONADPODSTAWOWYCH, SAMOSTRZEL 8a, 89-110 SADKI	53.145	17.447
	Zespół Szkół Nr 1, ul. Leśnowolska 35, Poznań-Jeżyce, 60-452 Poznań	52.433	16.822

Continued on next page

Sample Electoral Units (continued 2/2)

	NAME4_b	Lat.	Lon.
	Zespół Szkół Ogólnokształcących Nr 1 II Liceum Ogólnokształcące im. K.I. Gałczyńskiego, ul. Roberta i Karola Małłków 3, 10-900 Olsztyn	53.763	20.470
	Zakład Karny, ul. Lipowa 21, Głogów	51.664	16.064
	Zespół Zakładów Opieki Zdrowotnej, ul. Bolesława Limanowskiego 20/22	51.655	17.826
	Świetlica Wiejska, Trzebuska Kąty 625, Trzebuska Kąty	50.208	22.089
	Zespół Szkół Nr 12, ul. Sucharskiego 10	54.558	18.505
	Szkoła Podstawowa, ul.Szkolna 4, Luboszyce	50.715	17.993
	Szkoła w Grabinach	52.640	21.835
	Szkoła Podstawowa Nr 1 ul. Plac Reymonta 2	51.969	19.723
	Dom Szkoleniowy Grzmiąca	53.834	16.432

Continued on next page

Sample Electoral Units (continued 2/2)

	NAME4_b	Lat.	Lon.
	Świetlica wiejska w Karczowie ul. Szkolna 2	50.704	17.785
	Ślężański Ośrodek Kultury w Sobótce ul.Fryderyka Chopina 25	50.902	16.741
	Dom Kultury w Sokolnikach tel.8363548	50.662	21.827
	Miejski Ośrodek Pomocy Społecznej w Giżycku ul. Wodociągowa 15	54.042	21.782
	Remiza OSP Przeryty Bór, Przeryty Bór 13a	50.136	21.258
	NOWY PORT Szkoła Podstawowa Nr 55 ul. Wolności 6A	54.399	18.672
	Zespół Szkół Ogólnokształcących nr 7 ul. Synów Pułku 15	51.142	23.440
	Centrum Kultury w Domaniowie	50.890	17.132
	Szkoła Podstawowa Nr 7, Świdnik Al. Armii Krajowej 3	51.216	22.712

Continued on next page

Sample Electoral Units (continued 2/2)

	NAME4_b	Lat.	Lon.
	Zespół Szkół Ponadgimnazjalnych Nr 1 ul. Skalna 1 (dawniej LO)	50.063	18.423
	III Liceum Ogólnokształcące im. M. Dądrowskiej, Płock ul. Łukasiewicza 11	52.557	19.681
	Publiczna Szkoła Podstawowa w Jarocinie, tel. 871-31-14	51.972	17.502
	Szkoła Podstawowa nr 5 ul.Siedlecka 56	51.940	22.377
	Dom Ludowy Otok	51.306	15.599
	Państwowa Wyższa Szkoła Zawodowa, ul. Chruślicka 6, Nowy Sącz	49.625	20.721
	Iwonicz - Dom Pomocy Społecznej, ul. Długa 1	49.603	21.802
	ul. Pomorska 27	51.777	19.461
	Szkoła Podstawowa Nr 175		
	Szpital (stołówka) ul. Miodowa 2	52.447	20.693
	Szkoła Podstawowa Zawady	51.919	19.145

Continued on next page

Sample Electoral Units (continued 2/2)

	NAME4_b	Lat.	Lon.
	Szkoła Podstawowa Nr 2 w Polkowicach ul.Dąbrowskiego 1A	51.500	16.104
	Szkoła Podstawowa Przewóz	50.473	23.934
	Róg 44 (budynek byłej szkoły podstawowej)	53.314	20.670
	Sala Urzędu Gminy w Kołaczkowie, Pl. Wł. Reymonta 3	52.217	17.625
	Szkoła Podstawowa w Załęczu Wielkim	51.086	18.689
	Szkoła Podstawowa w Rudnie ul. Szkolna 4	53.928	18.698
	Dom Studencki "Arka" ul. Olszewskiego 25	51.102	17.098
	Szkoła Podstawowa Trzeboś-Podlas	50.193	22.179
	Szkoła Podstawowa Wasylów	50.443	23.908
	Zespół Szkół Zawodowych Nr 5 ul.Jagiellońska 29 tel.632838	51.132	23.502
	Wiejski Dom Kultury ul. Strażacka Rynarzewo	53.061	17.827

Continued on next page

Sample Electoral Units (continued 2/2)

	NAME4_b	Lat.	Lon.
	Szkoła Podstawowa Nr 1	49.778	19.673
	Łomża MPK ul. Spokojna tel. 16-03-36	53.171	22.051
	Kuratorium Oświaty ul. Bydgoska 21	53.153	16.748
	ul.3 Maja 33	50.320	19.184
	SZKOŁA PODSTAWOWA NOWA WIEŚ	52.466	19.611
	Dom Strażaka w Kobylanach	49.661	21.653
	Szkoła Podstawowa w Kazimierzu ul.Sienkiewicza 18	51.769	19.213
	ŚWIETLICA WIEJSKA W WIERZBNIE	52.569	15.800
	KLUB "LOKATOREK" UL.GWARDII LUDOWEJ	50.222	18.671
	PRZEDSZKOLE NR.29 UL.CHAŁUBIŃSKIEGO 32	50.882	20.613
	UL.ANDERSENA 4 MLODZ.DOM KULTURY	52.281	20.937

Continued on next page

Sample Electoral Units (continued 2/2)

	NAME4_b	Lat.	Lon.
	NOWOSIELCE-SZKOŁA POD-STAWOWA	49.569	22.066
	SZK.PODST. W BUGAJU	49.736	21.153
	PALAC NA FOSIE PL.KOSCIUSZKI 3	51.776	16.987
	GMINNY OS.KULT.UL.GLUSKA 138A	51.192	22.598
	OSR.WYPOCZ.US-TRONIE W MIERZYNIE	52.599	15.893
	SZK.PODST. W POWIERCIU	52.183	18.688

82.5 Aggregate Election Results

2023 Legislative (lower house)

Party	Party_b	Party_c	Votes
United Right	—	—	7,742,819
Civic Coalition	—	—	6,537,091
Third Way	—	—	3,118,912
New Left	—	—	1,823,435

Continued on next page

2023 Legislative (lower house)

Party	Party_b	Party_c	Votes
Confederation Liberty and Independence	—	—	1,535,401
Nonpartisan Local Government Activists	—	—	404,558
There is One Poland	—	—	349,702
Prosperity and Peace Movement	—	—	7,041
Normal Country	—	—	2,054
German Minority Electoral Committee	—	—	837
Anti-Party	—	—	564
Repair Poland Movement	—	—	492

2020 Presidential - First Round

Party	Party_b	Party_c	Votes
DUDA, Andrzej Sebastian	Independent	Independent	8,696,348
TRZASKOWSKI, Rafał Kazimierz	Civic Coalition	Platforma Obywatelska RP	5,976,454
HOŁOWNIA, Szymon Franciszek	Independent	Independent	2,743,429
BOSAK, Krzysztof	Confederation	Konfederacja Wolność i Niepodległość	1,338,607
KOSINIAK-KAMYSZ, Władysław Marcin	Polish People's Party	Polskie Stronnictwo Ludowe	472,263
BIEDROŃ, Robert	The Left	Wiosna Roberta Biedronia	432,370
ŻÓŁTEK, Stanisław Józef	Congress of the New Right	Kongres Nowej Prawicy	46,500
JAKUBIAK, Marek	Federation for the Republic	Federacja dla Rzeczypospolitej	34,220
TANAJNO, Paweł Jan	Independent	Independent	28,319
WITKOWSKI, Waldemar Włodzimierz	Labour Union	Unia Pracy	27,311
PIOTROWSKI, Mirosław Mariusz	True Europe Movement	Ruch Prawdziwa Europa - Europa Christi	21,622

2019 Legislative (lower house)

Party	Party_b	Party_c	Votes
United Right	KOMITET WYBORCZY PRAWO I SPRAWIEDLIWOŚĆ - ZPOW-601-9/19	—	8,278,606
Civic Coalition	KOALICYJNY KOMITET WYBORCZY KOALICJA OBYWATELSKA PO .N IPL ZIELONI - ZPOW-601-6/19	—	5,134,935
The Left	KOMITET WYBORCZY SOJUSZ LEWICY DEMOKRATYCZNEJ - ZPOW-601-1/19	—	2,345,523
Polish Coalition	KOMITET WYBORCZY POLSKIE STRONNICTWO LUDOWE - ZPOW-601-19/19	—	1,623,102
Confederation Liberty and Independence	KOMITET WYBORCZY KONFEDERACJA WOLNOŚĆ I NIEPODLEGŁOŚĆ - ZPOW-601-5/19	—	1,268,373
German Minority Electoral Committee	KOMITET WYBORCZY WYBORCÓW KOALICJA BEZPARTYJNI I SAMORZĄDOWCY - ZPOW-601-10/19	—	150,343

2015 Presidential - Second Round

Party	Party_b	Party_c	Votes
DUDA, Andrzej Sebastian	Law and Justice	Prawo i Sprawiedliwość	8,825,538
KOMOROWSKI, Bronisław Maria	Independent	Independent	8,312,022

2015 Presidential - First Round

Party	Party_b	Party_c	Votes
DUDA, Andrzej Sebastian	Law and Justice	Prawo i Sprawiedliwość	5,310,706
KOMOROWSKI, Bronisław Maria	Independent	Independent	5,164,137
KUKIZ, Paweł Piotr	Independent	Demokracja Bezpośrednia	3,136,615
KORWIN-MIKKE, Janusz Ryszard	New Hope	Nowa Nadzieja	488,831
OGÓREK, Magdalena Agnieszka	Independent	Independent	363,405
JARUBAS, Adam Sebastian	Polish People's Party	Polskie Stronnictwo Ludowe	245,502
PALIKOT, Janusz Marian	Your Movement	Twój Ruch	215,755
BRAUN, Grzegorz Michał	Independent	Konfederacja Korony Polskiej	123,405
KOWALSKI, Marian Janusz	National Movement	Ruch Narodowy	78,693
WILK, Jacek	Congress of the New Right	Kongres Nowej Prawicy	69,811
TANAJNO, Paweł Jan	Direct Democracy	Independent	30,142

2015 Legislative (lower house)

Party	Party_b	Party_c	Votes
Law and Justice	Komitet Wyborczy Prawo i Sprawiedliwość	—	5,842,719
Civic Platform	Komitet Wyborczy Platforma Obywatelska RP	—	3,753,445
Kukiz'15	Komitet Wyborczy Wyborców „ Kukiz'15"	—	1,356,271
Modern	Komitet Wyborczy Nowoczesna Ryszarda Petru	—	1,179,916
United Left	Koalicyjny Komitet Wyborczy Zjednoczona Lewica SLD+TR+PPS+UP+Zieloni	—	1,177,475
Polish People's Party	Komitet Wyborczy Polskie Stronnictwo Ludowe	—	804,558
KORWiN	Komitet Wyborczy KORWiN	—	725,029
Together Party	Komitet Wyborczy Partia Razem	—	559,552

Continued on next page

2015 Legislative (lower house)

Party	Party_b	Party_c	Votes
Committee of Zbigniew Stonoga	Komitet Wyborczy Wyborców Zbigniewa Stonogi	—	44,136
JOW Bezpartyjni	Komitet Wyborczy Wyborców JOW Bezpartyjni	—	16,147
Committee of Grzegorz Braun "God Bless You!"	Komitet Wyborczy Wyborców Grzegorza Brauna „ Szczęść Boże!"	—	13,524
Congress of the New Right	Komitet Wyborczy Kongres Nowej Prawicy	—	2,525
Self-Defence of the Republic of Poland	Komitet Wyborczy Samoobrona	—	2,513
Social Movement of the Republic of Poland	Komitet Wyborczy Wyborców Ruch Społeczny Rzeczypospolitej Polskiej	—	1,571
United for Silesia	Komitet Wyborczy Wyborców Zjednoczeni dla Śląska	—	1,004
German Minority Electoral Committee	Komitet Wyborczy Wyborców Mniejszość Niemiecka	—	771
Citizens to Parliament	Komitet Wyborczy Wyborców Obywatele do Parlamentu	—	721

2011 Legislative (lower house)

Party	Party_b	Party_c	Votes
Civic Platform	Komitet Wyborczy Platforma Obywatelska RP	—	5,573,417
Law and Justice	Komitet Wyborczy Prawo i Sprawiedliwość	—	4,256,457
Palikot's Movement	Komitet Wyborczy Ruch Palikota	—	1,426,639
Polish People's Party	Komitet Wyborczy Polskie Stronnictwo Ludowe	—	1,199,783
Democratic Left Alliance	Komitet Wyborczy Sojusz Lewicy Demokratycznej	—	1,179,553

Continued on next page

2011 Legislative (lower house)

Party	Party_b	Party_c	Votes
Poland Comes First	Komitet Wyborczy Polska Jest Najważniejsza	—	313,349
Congress of the New Right	Komitet Wyborczy Nowa Prawica - Janusza Korwin-Mikke	—	151,837
Polish Labour Party	Komitet Wyborczy Polska Partia Pracy - Sierpień 80	—	78,861
Right Wing of the Republic	Komitet Wyborczy Prawica	—	9,119
Our Home Poland – Andrzej Lepper's Self-Defence	Komitet Wyborczy Nasz Dom Polska-Samoobrona Andrzeja Leppera	—	4,095
German Minority Electoral Committee	Komitet Wyborczy Wyborców Mniejszość Niemiecka	—	674

2010 Presidential - Second Round

Party	Party_b	Party_c	Votes
KOMOROWSKI, Bronisław Maria	Civic Platform	Platforma Obywatelska	8,812,276
KACZYŃSKI, Jarosław Aleksander	Law and Justice	Prawo i Sprawiedliwość	7,839,159

2010 Presidential - First Round

Party	Party_b	Party_c	Votes
KOMOROWSKI, Bronisław Maria	Civic Platform	Platforma Obywatelska	6,900,214
KACZYŃSKI, Jarosław Aleksander	Law and Justice	Prawo i Sprawiedliwość	6,065,833
NAPIERALSKI, Grzegorz Bernard	Democratic Left Alliance	Sojusz Lewicy Demokratycznej	2,287,789
KORWIN-MIKKE, Janusz Ryszard	Liberty and Lawfulness	Wolność i Praworządność	411,417
PAWLAK, Waldemar	Polish People's Party	Polskie Stronnictwo Ludowe	293,352

Continued on next page

2010 Presidential - First Round

Party	Party_b	Party_c	Votes
OLECHOWSKI, Andrzej Marian	Independent	Independent	239,131
LEPPER, Andrzej Zbigniew	Self-Defense of the Republic of Poland	Samoobrona Rzeczpospolitej Polskiej	214,268
JUREK, Marek	Right Wing of the Republic	Prawica Rzeczypospolitej	175,693
ZIĘTEK, Bogusław Zbigniew	Polish Labour Party - August 80	Polska Partia Pracy – Sierpień 80	29,382
MORAWIECKI, Kornel Andrzej	Independent	Independent	21,376

2007 Legislative (lower house)

Party	Party_b	Party_c	Votes
Civic Platform	Platforma Obywatelska	—	6,617,587
Law and Justice	Prawo i Sprawiedliwość	—	5,141,272
Left and Democrats	Lewica i DemokraciD	—	2,111,310
Polish People's Party	Polskie Stronnictwo Ludowe	—	1,436,568
Self-Defence of the Republic of Poland	Samoobrona	—	247,130
League of Polish Families	Liga Polskich Rodzin	—	207,334
Polish Labour Party	Polska Partia Pracy	—	159,966
Women's Party	Patia Kobiet	—	4,896
Patriotic Self-Defence	Samoobrona Patriotyczna	—	754
German Minority Electoral Committee	Mniejszość Niemiecka	—	725

2005 Presidential - Second Round

Party	Party_b	Party_c	Votes
KACZYŃSKI, Lech Aleksander	Law and Justice	Prawo i Sprawiedliwość	8,238,321
TUSK, Donald Franciszek	Civic Platform	Platforma Obywatelska	6,997,567

2005 Presidential - First Round

Party	Party_b	Party_c	Votes
TUSK, Donald Franciszek	Civic Platform	Platforma Obywatelska	5,404,937
KACZYŃSKI, Lech Aleksander	Law and Justice	Prawo i Sprawiedliwość	4,928,312
LEPPER, Andrzej Zbigniew	Self-Defense of the Republic of Poland	Samoobrona Rzeczpospolitej Polskiej	2,258,998
BOROWSKI, Marek Stefan	Social Democracy of Poland	Socjaldemokracja Polska	1,541,592
KALINOWSKI, Jarosław	Polish People's Party	Polskie Stronnictwo Ludowe	269,187
KORWIN-MIKKE, Janusz Ryszard	Real Politics Union	Unia Polityki Realnej	213,371
BOCHNIARZ, Henryka Teodora	Democratic Party	Independent	187,942
ILASZ, Liwiusz Marian	Independent	Independent	31,666
TYMIŃSKI, Stanisław	All-Polish Citizens Coalition	Independent	23,462
BUBEL, Leszek Henryk	Polish National Party	Polska Partia Narodowa	18,750
PYSZKO, Jan	Organization of the Polish Nation – Polish League	Organizacja Narodu Polskiego – Liga Polska	10,314
SŁOMKA, Adam Andrzej	Polish Confederation-Freedom and Work	Polska Konfederacja – Godność i Praca	8,879

2005 Legislative (lower house)

Party	Party_b	Party_c	Votes
Law and Justice	Prawo i Sprawiedliwość	—	3,176,211
Civic Platform	Platforma Obywatelska	—	2,836,570
Self-Defence of the Republic of Poland	Samoobrona RP	—	1,347,350
Democratic Left Alliance	Sojusz Lewicy Demokratycznej	—	1,333,490
League of Polish Families	Liga Polskich Rodzin	—	937,988
Polish People's Party	Polskie Stronnictwo Ludowe	—	821,722
Social Democracy of Poland	Socjaldemokracja Polska	—	457,949
Democratic Party	Partia Demokratyczna	—	287,042
Janusz Korwin-Mikke Platform	Platforma Janusza Korwin-Mikke	—	185,006
Patriotic Movement	Ruch Patriotyczny	—	123,568
Polish Labour Party	Polska Partia Pracy	—	91,104
Polish National Party	Polska Partia Narodowa	—	33,986

Continued on next page

2005 Legislative (lower house)

Party	Party_b	Party_c	Votes
Ancestral Home	Dom Ojczysty	—	32,838
Centre	Centrum	—	21,853
All-Poland Civic Coalition	Ogólnopolska Koalicja Obywatelska O.K.O.	—	16,222
Polish Confederation – Dignity and Work	Polska Konfederacja - Godność i Praca	—	8,328
National Revival of Poland	Narodowe Odrodzenie Polski	—	7,342
Initiative of the Republic of Poland	Inicjatywa RP	—	5,184
Social Rescuers	Społeczni Ratownicy	—	672
German Minority of Silesia	Mniejszość Niemiecka Śląska	—	435
Labour Party	Stronnictwo Pracy	—	383
German Minority	Mniejszość Niemiecka	—	354

2001 Legislative (lower house)

Party	Party_b	Party_c	Votes
Democratic Left Alliance – Labour Union	SLD-UP	—	5,335,700
Civic Platform	PO	—	1,646,927
Self-Defence of the Republic of Poland	Samoobrona	—	1,327,265
Law and Justice	"PiS"	—	1,231,797
Polish People's Party	PSL	—	1,168,161
League of Polish Families	LPR	—	1,020,472
Solidarity of the Right Electoral Action	AWSP	—	727,276
Freedom Union	UW	—	401,448
Alternative Social Movement	ARS	—	54,196
German Minority Electoral Committee	MnN	—	47,230
Polish Socialist Party	PPS	—	13,395
German Minority of Upper Silesia	NMnGŚl	—	8,024
Polish Economic Union	PUG	—	7,189

Continued on next page

2001 Legislative (lower house)

Party	Party_b	Party_c	Votes
Polish National Commonwealth	PWN	—	2,620

2000 Presidential - First Round

Party	Party_b	Party_c	Votes
KWAŚNIEWSKI, Aleksander	Independent	Independent	9,467,312
OLECHOWSKI, Andrzej Marian	Independent	Independent	3,031,114
KRZAKLEWSKI, Marian	Solidarity Electoral Action	Akcja Wyborcza Solidarność	2,718,152
KALINOWSKI, Jarosław	Polish People's Party	Polskie Stronnictwo Ludowe	1,046,988
LEPPER, Andrzej	Self-Defense of the Republic of Poland	Samoobrona Rzeczpospolitej Polskiej	537,267
KORWIN-MIKKE, Janusz	Real Politics Union	Unia Polityki Realnej	251,734
WAŁĘSA, Lech	Christian Democracy of the Third Polish Republic	Chrześcijańska Demokracja III Rzeczypospolitej Polskiej	177,397
ŁOPUSZAŃSKI, Jan	Polish Agreement	Porozumienie Polskie	138,521
GRABOWSKI, Dariusz Maciej	Coalition for Poland	Stronnictwo Polska Racja Stanu	88,878
IKONOWICZ, Piotr	Polish Socialist Party	Polska Partia Socjalistyczna	38,606
WILECKI, Tadeusz Adam	National Party	Stronnictwo Narodowe	28,668
PAWŁOWSKI, Bogdan	Independent	Independent	17,117

1997 Legislative (lower house)

Party	Party_b	Party_c	Votes
Solidarity Electoral Action	—	—	4,410,508
Democratic Left Alliance	—	—	3,544,908
Freedom Union	—	—	1,740,583
Polish People's Party	—	—	955,615

Continued on next page

1997 Legislative (lower house)

Party	Party_b	Party_c	Votes
Movement for Reconstruction of Poland	—	—	719,119
Labour Union	—	—	619,214
National Party of Retirees and Pensioners	—	—	284,648
Real Politics Union	—	—	265,617
National Alliance of Retirees and Pensioners	—	—	212,645
National Christian Bloc for Poland	—	—	178,120
Self-Defence of the Republic of Poland	—	—	10,061
Polska Wspólnota Narodowa	—	—	8,558
Towarzystwo Społeczno-Kulturalne Niemców Województwa Katowickiego	—	—	1,049
Niemiecka Wspólnota Robocza "Pojednanie i Przyszłość"	—	—	591
Towarzystwo Społeczno-Kulturalne Niemców na Śląsku Opolskim	—	—	585
Stowarzyszenie Słowiańskiej Mniejszości Narodowej RP - Prawosławni	—	—	370
Mniejszość Niemiecka Województwa Olsztyńskiego	—	—	344
Towarzystwo Społeczno-Kulturalne Niemców Województwa Częstochowskiego	—	—	216
Związek Stowarzyszeń Mniejszości Niemieckiej Województwa Elbląskiego	—	—	203
Sojusz Ludzi - "Polska Praca Sprawiedliwość"	—	—	201
"Niezależna i Bezpartyjna"	—	—	195

1995 Presidential - Second Round

Party	Party_b	Party_c	Votes
KWAŚNIEWSKI, Aleksander	Social Democracy of the Republic of Poland	—	9,704,439
WAŁĘSA, Lech	Independent	—	9,058,176

1995 Presidential - First Round

Party	Party_b	Party_c	Votes
KWAŚNIEWSKI, Aleksander	Social Democracy of the Republic of Poland	—	6,275,670
WAŁĘSA, Lech	Independent	—	5,917,328
KUROŃ, Jacek	Freedom Union	—	1,646,946
OLSZEWSKI, Jan	Movement for the Republic	—	1,225,453
PAWLAK, Waldemar	Polish People's Party	—	770,419
ZIELIŃSKI, Tadeusz	Labor Union	—	631,432
GRONKIEWICZ-WALTZ, Hanna	Independent	—	492,628
KORWIN-MIKKE, Janusz	Real Politics Union	—	428,969
LEPPER, Andrzej	Self-Defence of the Republic of Poland	—	235,797
PIETRZAK, Jan	Independent	—	201,033
KOŹLUK, Tadeusz	Independent	—	27,259
PIOTROWICZ, Kazimierz	Independent	—	12,591
BUBEL, Leszek	Independent	—	6,825

1993 Legislative (lower house)

Party	Party_b	Party_c	Votes
Democratic Left Alliance	Sojusz Lewicy Demokratycznej	—	2,809,910

Continued on next page

1993 Legislative (lower house)

Party	Party_b	Party_c	Votes
Polish People's Party	Polskie Stronnictwo Ludowe	—	2,123,593
Democratic Union	Unia Demokratyczna	—	1,447,468
Labour Union	Unia Pracy	—	1,002,833
Catholic Electoral Committee "Fatherland"	Katolicki Komitet Wyborczy "Ojczyzna"	—	874,762
Confederation of Independent Poland	Konfederacja Polski Niepodległej	—	793,807
Nonpartisan Bloc for Support of Reforms	Bezpartyjny Blok Wspierania Reform BBWR	—	743,868
Solidarity	Komisja Krajowa NSZZ "Solidarność"	—	675,631
Centre Agreement – Polish Union	Porozumienie Centrum	—	607,539
Liberal Democratic Congress	Kongres Liberalno-Demokratyczny	—	547,355
Real Politics Union	Unia Polityki Realnej	—	437,552
Self-Defence of the Republic of Poland	Samoobrona - Leppera	—	383,636
Party X	Partia "X"	—	377,237
Coalition for the Republic	Koalicja dla Rzeczypospolitej	—	369,617
Peasants' Agreement	Polskie Stronnictwo Ludowe - Porozumienie Ludowe	—	326,899
NOT - Stowarzyszenia Techniczne	—	—	22,522
Ojczyzna - Lista Polska	—	—	15,897
Polska Wspólnota Narodowa - Polskie Stronnictwo Narodowe	—	—	14,931
Polish Beer-Lovers' Party	Polska Partia Przyjaciół Piwa	—	14,235
German Minority	—	—	3,345
Polska Unia Pracujących	—	—	1,965
Silesian Autonomy Movement	Ruch Autonomii Śląska	—	1,200
Social-Cultural Association of Germans - DFK	Towarzystwo Społeczno-Kulturalne Niemców - DFK	—	1,161
Poza Układem	—	—	847
Rzemieślnicza Partia Polski	—	—	764
Spółdzielczy Dom (okręg wyborczy nr 37)	—	—	158

1991 Legislative (lower house)

Party	Party_b	Party_c	Votes
Democratic Union	Unia Demokratyczna	—	1,370,390
Democratic Left Alliance	Sojusz Lewicy Demokratycznej	—	1,342,733
Catholic Electoral Action	Wyborcza Akcja Katolicka	—	978,047
Centre Civic Alliance	Porozumienie Obywatelskie Centrum ″POC″	—	972,184
Polish People's Party	Polskie Stronnictwo Ludowe Sojusz Programowy	—	972,077
Confederation of Independent Poland	Konfederacja Polski Niepodległej - ″KPN″	—	840,412
Liberal Democratic Congress	Kongres Liberalno-Demokratyczny	—	834,316
Peasants' Agreement	Porozumienie Ludowe	—	613,471
Solidarity	NSZZ Solidarność	—	565,779
Polish Beer-Lovers' Party	Polska Partia Przyjaciół Piwa (PPPP)	—	365,234
Christian Democracy	Chrześcijańska Demokracja	—	264,075
Real Politics Union	Unia Polityki Realnej	—	252,660
Labour Solidarity	Solidarność Pracy	—	229,823
Democratic Party	Stronnictwo Demokratyczne - powstało 1937	—	158,780
Listy nr 66	—	—	156,435
German Minority Electoral Committee	Mniejszość Niemiecka	—	131,977
Party of Christian Democrats	Partia Chrześcijańskich Demokratów	—	125,011
Listy nr 67	—	—	102,728
Polish Ecological Party	Polska Partia Ekologiczna-Zieloni	—	91,481
Zdrowa Polska - Sojusz Ekologiczny	—	—	88,765
Party for Freedom	Partia Wolności	—	78,542
National Party	Stronnictwo Narodowe	—	73,863
Koalicja PP Ekologicznej i PP Zielonych	—	—	70,772
Party X	Partia ″X″	—	52,735
Democratic-Social Movement	Ruch Demokratyczno-Społeczny	—	51,068
Listy nr 68	—	—	44,746
Silesian Autonomy Movement	Ruch Autonomii Śląska	—	40,061
Blok Ludowo-Chrześcijański	—	—	36,627
Listy nr 69	—	—	30,148

Continued on next page

1991 Legislative (lower house)

Party	Party_b	Party_c	Votes
Unia Chrześcijańsko-Społeczna	Ruch Chrześcijańsko-Społeczny Przymierze	—	30,092
Blok Mniejszości Narodowych	Wyborczy Blok Mniejszości	—	29,114
Polski Związek Zachodni	—	—	26,032
Koalicja Republikańska	—	—	23,506
Niezależny Sam. Związek Zawodowy Policjantów	—	—	22,345
Rzemiosło i Mała Przedsiębiorczość	—	—	14,089
Orthodox Electoral Committee	—	—	13,788
Kongres Rzeczypospolitej Samorządnej	—	—	11,955
Solidarność 80 – Komisja Krajowa NSZZ	NSZZ "Solidarność 80"	—	11,297
Rodzina i Kobieta	—	—	10,587
Konfederacja Pracodawców Prywatnych	—	—	8,338
Białoruski Komitet Wyborczy	—	—	6,045
Listy nr 70	—	—	5,238
Polish National Community	Polska Wspólnota Narodowa - PSN	—	5,186
Związek Zawodowy Maszynistów Kolejowych w Polsce	—	—	5,142
Partia VICTORIA	—	—	4,943
Ruch Powszechnej Własności	—	—	4,573
Związki Zawodowe w Obronie Społeczeństwa	—	—	3,277
Partia Konserwatywno-Liberalna	—	—	2,557
Narodowy Komitet Wyborczy	—	—	2,102
Polska Partia Dobrobytu	—	—	1,892
STRONNICTWO SPRAWIEDLIWOŚCI SPOŁECZNEJ	—	—	1,792
RUCH NOWEJ POLSKI - partia rozwoju gosp.	—	—	967

1990 Presidential - Second Round

Party	Party_b	Party_c	Votes
WAŁĘSA, Lech	Solidarity	—	10,622,696
TYMIŃSKI, Stanisław	Independent	—	3,683,098

1990 Presidential - First Round

Party	Party_b	Party_c	Votes
WAŁĘSA, Lech	Solidarity	—	6,515,635
TYMIŃSKI, Stanisław	Independent	—	3,784,723
MAZOWIECKI, Tadeusz	Solidarity	—	2,929,042
CIMOSZEWICZ, Włodzimierz	Social Democracy of the Republic of Poland	—	1,509,485
BARTOSZCZE, Roman	Polish People's Party	—	1,174,179
MOCZULSKI, Leszek	Confederation of Independent Poland	—	408,537

82.6 Electoral Geography

0

Electoral Units in 2023 | Geometry Type: Thiessen | Spatial Units: 27,284 (Years also geocoded at this level: 1990, 1991, 1993, 1995, 1997, 2000, 2001, 2005, 2007, 2010, 2011, 2015, 2019, 2020)



83 Portugal

83.1 Notes

- Parish boundaries from 2001 are used for pre-2001 years.
- Smallest physical unit: Parish

83.2 Data Source(s)

- Secretaria-Geral do Ministério da Administração Interna

83.3 Elections Summary

Elections Summary

Year	Election Type	Data Units	Spatial Units	% Geocoded
2024	Legislative (unicameral)	3108	3084	99.7%
2022	Legislative (unicameral)	3113	3084	99.7%
2021	Presidential	3092	3084	99.7%
2019	Legislative (unicameral)	3114	3084	99.7%
2016	Presidential	3113	3084	99.7%
2015	Legislative (unicameral)	3092	3084	99.7%
2011	Legislative (unicameral)	4260	4260	100.0%
2011	Presidential	4264	4260	100.0%
2009	Legislative (unicameral)	4261	4260	100.0%
2006	Presidential	4260	4048	95.0%
2005	Legislative (unicameral)	4255	4045	95.1%
2002	Legislative (unicameral)	4253	4045	95.1%
2001	Presidential	4283	4057	95.2%
1999	Legislative (unicameral)	4280	4057	95.2%
1996	Presidential	4247	4014	94.5%
1995	Legislative (unicameral)	4249	4014	94.5%
1991	Presidential	4269	4014	94.5%
1987	Legislative (unicameral)	4248	4014	94.5%
1986	Presidential	4247	4014	94.5%
1985	Legislative (unicameral)	4251	4014	94.5%
1983	Legislative (unicameral)	4248	4014	94.5%
1980	Legislative (unicameral)	4248	4014	94.5%
1980	Presidential	4248	4014	94.5%
1979	Legislative (unicameral)	4248	4014	94.5%
1976	Legislative (unicameral)	4247	4014	94.5%
1976	Presidential	4247	4014	94.5%

83.4 Sample Electoral Units

Sample Electoral Units

Year	Type	NAME1	NAME1_b	NAME2	NAME2_b	NAME3
2024	Legislative (unicameral)	Continente	PT1	Centro	PT16	São João Da Boa Vista
2024	Legislative (unicameral)	Continente	PT1	Centro	PT16	Povolide
2024	Legislative (unicameral)	Continente	PT1	Norte	PT11	Ribeiros
2024	Legislative (unicameral)	Região Autónoma Da Madeira	PT3	Região Autónoma Da Madeira	PT30	Santa Cruz
2024	Legislative (unicameral)	Continente	PT1	Algarve	PT15	Alte
2022	Legislative (unicameral)	Continente	PT1	Norte	PT11	Águas Santas
2022	Legislative (unicameral)	Continente	PT1	Alentejo	PT18	Gáfete
2022	Legislative (unicameral)	Continente	PT1	Norte	PT11	São Pedro Velho
2022	Legislative (unicameral)	Continente	PT1	Centro	PT16	Vila Boa
2022	Legislative (unicameral)	Continente	PT1	Norte	PT11	Salto
2021	Presidential	Continente	PT1	Norte	PT11	Estorãos
2021	Presidential	Continente	PT1	Norte	PT11	Gave
2021	Presidential	Continente	PT1	Área Metropolitana De Lisboa	PT17	Vialonga
2021	Presidential	Continente	PT1	Norte	PT11	Silvares
2021	Presidential	Continente	PT1	Norte	PT11	Paradela, Contim E Fiães
2019	Legislative (unicameral)	Continente	PT1	Norte	PT11	Santa Eulália
2019	Legislative (unicameral)	Continente	PT1	Centro	PT16	Aldeia Do Mato E Souto

Continued on next page

Sample Electoral Units

Year	Type	NAME1	NAME1_b	NAME2	NAME2_b	NAME3
2019	Legislative (unicameral)	Região Autónoma Dos Açores	PT2	Região Autónoma Dos Açores	PT20	Porto Judeu
2019	Legislative (unicameral)	Continente	PT1	Norte	PT11	Travanca
2019	Legislative (unicameral)	Continente	PT1	Norte	PT11	Santa Cruz/Trindade E Sanjurge
2016	Presidential	Continente	PT1	Alentejo	PT18	São Cristovão
2016	Presidential	Continente	PT1	Norte	PT11	Senharei
2016	Presidential	Continente	PT1	Centro	PT16	Beduído E Veiros
2016	Presidential	Continente	PT1	Centro	PT16	Atouguia
2016	Presidential	Continente	PT1	Alentejo	PT18	Glória
2015	Legislative (unicameral)	Continente	PT1	Alentejo	PT18	Crato E Mártires, Flor Da Rosa E Vale Do Peso
2015	Legislative (unicameral)	Continente	PT1	Norte	PT11	Rossas
2015	Legislative (unicameral)	Região Autónoma Dos Açores	PT2	Região Autónoma Dos Açores	PT20	Santo Espírito
2015	Legislative (unicameral)	Continente	PT1	Norte	PT11	Oleiros
2015	Legislative (unicameral)	Continente	PT1	Norte	PT11	Caçarelhos E Angueira
2011	Legislative (unicameral)	Continente	PT1	Centro	PT16	Vila Do Touro
2011	Legislative (unicameral)	Continente	PT1	Alentejo	PT18	Reguengo
2011	Legislative (unicameral)	Continente	PT1	Centro	PT16	Carvalhal De Vermilhas
2011	Legislative (unicameral)	Continente	PT1	Norte	PT11	Figueiredo
2011	Legislative (unicameral)	Continente	PT1	Centro	PT16	Peniche (São Pedro)
2011	Presidential	Continente	PT1	Centro	PT16	Santa Marinha
2011	Presidential	Continente	PT1	Norte	PT11	Nespereira

Continued on next page

Sample Electoral Units

Year	Type	NAME1	NAME1_b	NAME2	NAME2_b	NAME3
2011	Presidential	Continente	PT1	Norte	PT11	Gondomar (São Cosme)
2011	Presidential	Continente	PT1	Norte	PT11	Vermil
2011	Presidential	Continente	PT1	Norte	PT11	Boivão
2009	Legislative (unicameral)	Continente	PT1	Alentejo	PT18	Santana
2009	Legislative (unicameral)	Continente	PT1	Centro	PT16	Degracias
2009	Legislative (unicameral)	Continente	PT1	Norte	PT11	Folgosa
2009	Legislative (unicameral)	Continente	PT1	Alentejo	PT18	Vale De Vargo
2009	Legislative (unicameral)	Continente	PT1	Alentejo	PT18	Nossa Senhora Do Bispo
2006	Presidential	Continente	PT1	Centro	PT16	Maçãs De Caminho
2006	Presidential	Continente	PT1	Centro	PT16	Alvoco Da Serra
2006	Presidential	Continente	PT1	Centro	PT16	Lomba
2006	Presidential	Continente	PT1	Centro	PT16	Penalva De Alva
2006	Presidential	Continente	PT1	Centro	PT16	Figueiró Da Granja
2005	Legislative (unicameral)	Continente	PT1	Alentejo	PT18	São Bartolomeu Da Serra
2005	Legislative (unicameral)	Continente	PT1	Norte	PT11	Sebadelhe
2005	Legislative (unicameral)	Continente	PT1	Centro	PT16	Alvito Da Beira
2005	Legislative (unicameral)	Continente	PT1	Norte	PT11	Cambeses
2005	Legislative (unicameral)	Continente	PT1	Norte	PT11	Vila Fria
2002	Legislative (unicameral)	Continente	PT1	Alentejo	PT18	Arneiro Das Milhariças
2002	Legislative (unicameral)	Continente	PT1	Norte	PT11	Janarde

Continued on next page

Sample Electoral Units

Year	Type	NAME1	NAME1_b	NAME2	NAME2_b	NAME3
2002	Legislative (unicameral)	Continente	PT1	Norte	PT11	Silvares (São Clemente)
2002	Legislative (unicameral)	Continente	PT1	Norte	PT11	Mato
2002	Legislative (unicameral)	Continente	PT1	Alentejo	PT18	São Sebastião Da Giesteira
2001	Presidential	Continente	PT1	Norte	PT11	Carneiro
2001	Presidential	Continente	PT1	Norte	PT11	Vila De Prado
2001	Presidential	Continente	PT1	Norte	PT11	Bouçoães
2001	Presidential	Continente	PT1	Centro	PT16	Albergaria Dos Doze
2001	Presidential	Continente	PT1	Norte	PT11	Selhariz
1999	Legislative (unicameral)	Continente	PT1	Norte	PT11	Correlhã
1999	Legislative (unicameral)	Continente	PT1	Centro	PT16	Monsanto
1999	Legislative (unicameral)	Continente	PT1	Centro	PT16	Cortegaça
1999	Legislative (unicameral)	Continente	PT1	Norte	PT11	Muro
1999	Legislative (unicameral)	Continente	PT1	Centro	PT16	Medelim
1996	Presidential	Continente	PT1	Norte	PT11	Eiras
1996	Presidential	Continente	PT1	Norte	PT11	Queimadela
1996	Presidential	Continente	PT1	Centro	PT16	Maçal Do Chão
1996	Presidential	Continente	PT1	Centro	PT16	Bairradas
1996	Presidential	Continente	PT1	Centro	PT16	Mesquitela
1995	Legislative (unicameral)	Continente	PT1	Norte	PT11	Ázere
1995	Legislative (unicameral)	Continente	PT1	Centro	PT16	Alburitel
1995	Legislative (unicameral)	Continente	PT1	Centro	PT16	Oliveira Do Conde
1995	Legislative (unicameral)	Continente	PT1	Norte	PT11	Costa

Continued on next page

Sample Electoral Units

Year	Type	NAME1	NAME1_b	NAME2	NAME2_b	NAME3
1995	Legislative (unicameral)	Continente	PT1	Centro	PT16	Casteleiro
1991	Presidential	Continente	PT1	Norte	PT11	Travassos
1991	Presidential	Continente	PT1	Norte	PT11	Sebolido
1991	Presidential	Continente	PT1	Centro	PT16	Enxames
1991	Presidential	Continente	PT1	Norte	PT11	Felgueiras
1991	Presidential	Continente	PT1	Norte	PT11	Atiães
1987	Legislative (unicameral)	Continente	PT1	Centro	PT16	Malhou
1987	Legislative (unicameral)	Continente	PT1	Norte	PT11	Serapicos
1987	Legislative (unicameral)	Continente	PT1	Centro	PT16	Cabril
1987	Legislative (unicameral)	Continente	PT1	Centro	PT16	Quintas De São Bartolomeu
1987	Legislative (unicameral)	Continente	PT1	Centro	PT16	Glória
1986	Presidential	Continente	PT1	Alentejo	PT18	Amiais De Baixo
1986	Presidential	Continente	PT1	Centro	PT16	Meimoa
1986	Presidential	Continente	PT1	Norte	PT11	Távora (São Vicente)
1986	Presidential	Continente	PT1	Lisboa	PT17	Encarnação
1986	Presidential	Continente	PT1	Norte	PT11	Gemeses
1985	Legislative (unicameral)	—	—	—	—	Porto Judeu
1985	Legislative (unicameral)	Continente	PT1	Centro	PT16	Santa Eulália
1985	Legislative (unicameral)	Continente	PT1	Norte	PT11	Sobreiro De Baixo
1985	Legislative (unicameral)	Continente	PT1	Alentejo	PT18	São Miguel De Machede
1985	Legislative (unicameral)	Continente	PT1	Norte	PT11	Pousada De Saramagos
1983	Legislative (unicameral)	Continente	PT1	Norte	PT11	Fervença

Continued on next page

Sample Electoral Units

Year	Type	NAME1	NAME1_b	NAME2	NAME2_b	NAME3
1983	Legislative (unicameral)	Continente	PT1	Norte	PT11	Este (São Pedro)
1983	Legislative (unicameral)	Continente	PT1	Norte	PT11	Aldeia De Nacomba
1983	Legislative (unicameral)	Continente	PT1	Centro	PT16	Alpedriz
1983	Legislative (unicameral)	Continente	PT1	Norte	PT11	Apúlia
1980	Legislative (unicameral)	Continente	PT1	Norte	PT11	Portela
1980	Legislative (unicameral)	Continente	PT1	Centro	PT16	Vale Da Mula
1980	Legislative (unicameral)	Continente	PT1	Centro	PT16	Sorval
1980	Legislative (unicameral)	Continente	PT1	Centro	PT16	Vila Franca Das Naves
1980	Legislative (unicameral)	Continente	PT1	Norte	PT11	Madalena
1980	Presidential	Continente	PT1	Centro	PT16	Sorval
1980	Presidential	—	—	—	—	—
1980	Presidential	Continente	PT1	Norte	PT11	Carvalhosa
1980	Presidential	Continente	PT1	Norte	PT11	Esmeriz
1980	Presidential	Continente	PT1	Alentejo	PT18	Cunheira
1979	Legislative (unicameral)	—	—	—	—	Biscoitos
1979	Legislative (unicameral)	Continente	PT1	Alentejo	PT18	Odivelas
1979	Legislative (unicameral)	Continente	PT1	Centro	PT16	Alvoco Da Serra
1979	Legislative (unicameral)	Continente	PT1	Alentejo	PT18	São Pedro De Solis
1979	Legislative (unicameral)	Continente	PT1	Norte	PT11	Candemil
1976	Legislative (unicameral)	Continente	PT1	Norte	PT11	Rio Mau

Continued on next page

Sample Electoral Units

Year	Type	NAME1	NAME1_b	NAME2	NAME2_b	NAME3
1976	Legislative (unicameral)	Continente	PT1	Centro	PT16	Enxames
1976	Legislative (unicameral)	Continente	PT1	Alentejo	PT18	Esperança
1976	Legislative (unicameral)	Continente	PT1	Alentejo	PT18	Almodôvar
1976	Legislative (unicameral)	—	—	—	—	—
1976	Presidential	Continente	PT1	Norte	PT11	Edral
1976	Presidential	Continente	PT1	Centro	PT16	Paialvo
1976	Presidential	—	—	—	—	—
1976	Presidential	Continente	PT1	Alentejo	PT18	Figueira E Barros
1976	Presidential	Continente	PT1	Centro	PT16	Longroiva

Sample Electoral Units (continued 2/2)

NAME3_b	Lat.	Lon.
061612	40.336	-7.999
182320	40.657	-7.795
030725	41.482	-8.125
310805	32.603	-16.657
080802	37.269	-8.172
130601	41.211	-8.574
120604	39.394	-7.682
040727	41.690	-7.156
091138	40.383	-7.003
170626	41.629	-7.936

Continued on next page

Sample Electoral Units (continued 2/2)

	NAME3_b	Lat.	Lon.
	160717	41.801	-8.663
	160308	42.016	-8.286
	111408	38.876	-9.088
	030868	41.445	-8.335
	170639	41.769	-7.922
	031401	41.353	-8.297
	140121	39.546	-8.259
	430109	38.690	-27.161
	130136	41.275	-8.191
	170358	41.771	-7.500
	070606	38.530	-8.292
	160144	41.884	-8.484
	010808	40.761	-8.579
	142102	39.649	-8.631
	070402	38.776	-7.587
	120607	39.291	-7.596
	031113	41.587	-8.074
	410103	36.952	-25.049
	031330	41.612	-8.493
	041116	41.588	-6.424
	091139	40.418	-7.099
	121405	39.291	-7.367
	182404	40.652	-8.144
	030315	41.502	-8.444
	101404	39.380	-9.439
	091215	40.447	-7.659
	180409	41.008	-8.151
	130409	41.137	-8.536
	030872	41.450	-8.390
	160802	42.000	-8.543
	121207	39.612	-7.685
	061503	40.002	-8.531
	180106	41.147	-7.677
	021306	38.002	-7.391
	070603	38.710	-8.216

Continued on next page

Sample Electoral Units (continued 2/2)

	NAME3_b	Lat.	Lon.
	100203	39.852	-8.376
	091201	40.295	-7.669
	091117	40.405	-7.159
	061113	40.331	-7.834
	090504	40.633	-7.492
	150908	38.015	-8.619
	091414	41.056	-7.273
	050801	39.834	-7.790
	160407	42.042	-8.473
	160936	41.661	-8.760
	141608	39.394	-8.721
	010412	40.915	-8.155
	030727	41.425	-8.161
	160731	41.663	-8.569
	070514	38.593	-8.119
	130108	41.212	-7.960
	031342	41.605	-8.466
	171205	41.750	-7.203
	101502	39.801	-8.582
	170336	41.642	-7.540
	160716	41.748	-8.613
	050508	40.016	-7.087
	180803	40.380	-8.276
	131808	41.296	-8.591
	050506	40.050	-7.181
	160110	41.930	-8.473
	180110	41.086	-7.743
	090309	40.691	-7.291
	100805	39.865	-8.243
	090215	40.580	-6.969
	160104	41.860	-8.397
	142101	39.639	-8.523
	180204	40.443	-7.962
	030812	41.438	-8.273
	091112	40.292	-7.265

Continued on next page

Sample Electoral Units (continued 2/2)

	NAME3_b	Lat.	Lon.
	030927	41.577	-8.201
	131134	41.055	-8.345
	050431	40.154	-7.382
	030711	41.523	-8.115
	031304	41.629	-8.493
	140205	39.423	-8.698
	171224	41.621	-7.436
	061201	40.092	-7.892
	091124	40.375	-7.102
	010506	40.634	-8.658
	141607	39.445	-8.732
	050708	40.235	-7.175
	160143	41.825	-8.474
	110615	38.713	-9.145
	030610	41.518	-8.726
	190106	—	—
	091214	40.415	-7.789
	041223	41.839	-7.056
	070509	38.643	-7.742
	031232	41.429	-8.435
	030510	41.353	-8.088
	030346	41.565	-8.369
	180701	40.951	-7.610
	100103	39.633	-8.952
	030602	41.485	-8.763
	160127	41.948	-8.453
	090227	40.700	-6.828
	091023	40.790	-7.183
	091327	40.728	-7.261
	131015	41.216	-8.334
	091023	40.790	-7.183
	210704	—	—
	130902	41.295	-8.366
	031214	41.380	-8.521
	120104	39.298	-7.782

Continued on next page

Sample Electoral Units (continued 2/2)

	NAME3_b	Lat.	Lon.
	190502	—	—
	020804	38.166	-8.171
	091201	40.294	-7.672
	020908	37.489	-7.884
	130107	41.235	-7.957
	031339	41.702	-8.510
	050431	40.154	-7.382
	120202	39.161	-7.194
	020201	37.502	-8.050
	220203	—	—
	041206	41.844	-7.153
	141809	39.535	-8.449
	210317	—	—
	120306	39.056	-7.754
	090907	40.973	-7.201

83.5 Aggregate Election Results

2024 Legislative (unicameral)

Party	Party_b	Party_c	Votes
Socialist Party	PS	—	1,759,998
Democratic Alliance	PPD/PSD.CDS-PP.PPM	—	1,758,035
Chega	CH	—	1,108,797
Liberal Initiative	IL	—	312,064
Left Bloc	B.E.	—	274,029

Continued on next page

2024 Legislative (unicameral)

Party	Party_b	Party_c	Votes
Unitary Democratic Coalition	PCP-PEV	—	202,325
LIVRE	L	—	199,888
People-Animals-Nature	PAN	—	118,579
National Democratic Alternative	ADN	—	100,051
Madeira First	PPD/PSD.CDS-PP	—	52,992
React, Include, Recycle	R.I.R.	—	25,482
Together for the People	JPP	—	18,371
Portuguese Workers' Communist Party	PCTP/MRPP	—	14,751
New Right	ND	—	14,479
Volt Portugal	VP	—	10,824
Rise Up!	E	—	5,730
Alternative 21	MPT.A	—	4,047
Portuguese Labour Party	PTP	—	2,443
We, the Citizens!	NC	—	1,627
People's Monarchist Party	PPM	—	451

2022 Legislative (unicameral)

Party	Party_b	Party_c	Votes
Socialist Party	PS	—	2,246,637
Social Democratic Party	PPD/PSD	—	1,498,655
Chega	CH	—	385,573
Liberal Initiative	IL	—	268,414
Left Bloc	B.E.	—	240,272
Unitary Democratic Coalition	PCP-PEV	—	236,645
CDS – People's Party	CDS-PP	—	86,577
People-Animals-Nature	PAN	—	82,252
LIVRE	L	—	68,975
Madeira First	PPD/PSD.CDS-PP	—	50,634
Democratic Alliance	PPD/PSD.CDS-PP.PPM	—	28,520

Continued on next page

2022 Legislative (unicameral)

Party	Party_b	Party_c	Votes
React, Include, Recycle	R.I.R.	—	22,556
Together for the People	JPP	—	10,935
Portuguese Workers' Communist Party	PCTP/MRPP	—	10,745
National Democratic Alternative	ADN	—	10,001
The Earth Party Movement	MPT	—	6,429
Socialist Alternative Movement	MAS	—	5,986
Volt Portugal	VP	—	5,462
Rise Up!	E	—	4,740
Portuguese Labour Party	PTP	—	3,239
We, the Citizens!	NC	—	2,997
Alliance	A	—	1,902
People's Monarchist Party	PPM	—	260

2021 Presidential

Party	Party_b	Party_c	Votes
SOUSA, Marcelo Rebelo de	Social Democratic Party - People's Party	—	2,519,587
GOMES, Ana	People-Animals-Nature - LIVRE	—	536,228
VENTURA, André	Chega	—	493,160
Ferreira, João	Portuguese Communist Party - The Greens	—	179,496
MATIAS, Marisa	Left Bloc - Socialist Alternative Movement	—	163,168
GONÇALVES, Tiago Mayan	Liberal Initiative	—	132,868
SILVA, Vitorino	React, Include, Recycle	—	122,296

2019 Legislative (unicameral)

Party	Party_b	Party_c	Votes
Socialist Party	PS	—	1,866,511
Social Democratic Party	PPD/PSD	—	1,420,644
Left Bloc	B.E.	—	492,507
Unitary Democratic Coalition	PCP-PEV	—	329,241
CDS – People's Party	CDS-PP	—	216,454
People-Animals-Nature	PAN	—	166,858
Chega	CH	—	66,448
Liberal Initiative	IL	—	65,545
LIVRE	L	—	55,660
Alliance	A	—	39,318
React, Include, Recycle	R.I.R.	—	34,637
Portuguese Workers' Communist Party	PCTP/MRPP	—	34,578
National Renewal Party	PNR	—	15,270
The Earth Party Movement	MPT	—	11,621
We, the Citizens!	NC	—	11,239
United Party of Retirees and Pensioners	PURP	—	10,423
Together for the People	JPP	—	9,945
National Democratic Alternative	PDR	—	9,220
People's Monarchist Party	PPM	—	7,875
Portuguese Labour Party	PTP	—	7,499
Socialist Alternative Movement	MAS	—	3,158

2016 Presidential

Party	Party_b	Party_c	Votes
SOUSA, Marcelo Rebelo de	Social Democratic Party - People's Party - People's Monarchist Party	—	2,403,932
NÓVOA, António Sampaio da	Independent	—	1,058,724
MATIAS, Marisa	Left Bloc - Socialist Alternative Movement	—	468,422

Continued on next page

2016 Presidential

Party	Party_b	Party_c	Votes
BELÉM, Maria de	Independent	—	196,111
SILVA, Edgar	Portuguese Communist Party - The Greens	—	182,465
SILVA, Vitorino	Independent	—	151,945
MORAIS, Paulo de	Independent	—	99,549
NETO, Henrique	Independent	—	38,748
SEQUEIRA, Jorge	Independent	—	13,705
Ferreira, Cândido	Independent	—	10,516

2015 Legislative (unicameral)

Party	Party_b	Party_c	Votes
Portugal Ahead	PPD/PSD.CDS-PP	—	1,981,459
Socialist Party	PS	—	1,742,012
Left Bloc	B.E.	—	549,878
Unitary Democratic Coalition	PCP-PEV	—	444,955
Social Democratic Party	PPD/PSD	—	81,054
People-Animals-Nature	PAN	—	74,752
Democratic Republican Party	PDR	—	60,998
Portuguese Workers' Communist Party	PCTP/MRPP	—	59,838
LIVRE/Time to Move Forward	L/TDA	—	39,008
National Renewal Party	PNR	—	27,141
The Earth Party Movement	MPT	—	22,416
ACT!	PTP-MAS	—	20,709
We, the Citizens!	NC	—	18,722
People's Monarchist Party	PPM	—	14,805
Together for the People	JPP	—	14,204
United Party of Retirees and Pensioners	PURP	—	13,764
CDS – People's Party	CDS-PP	—	7,536
Alliance Azores	CDS-PP.PPM	—	3,654

Continued on next page

2015 Legislative (unicameral)

Party	Party_b	Party_c	Votes
Citizenship and Christian Democracy	PPV/CDC	—	2,659
Portuguese Labour Party	PTP	—	1,748

2011 Presidential

Party	Party_b	Party_c	Votes
SILVA, Aníbal Cavaco	Social Democratic Party - People's Party - Hope for Portugal Movement	—	2,223,488
ALEGRE, Manuel	Socialist Party - Left Bloc - Portuguese Workers' Communist Party	—	830,205
NOBRE, Fernando	Independent	—	593,196
LOPES, Francisco	Portuguese Communist Party - The Greens	—	300,258
COELHO, José Manuel	New Democratic Party	—	188,912
MOURA, Defensor	Independent	—	65,963

2011 Legislative (unicameral)

Party	Party_b	Party_c	Votes
Social Democratic Party	PPD/PSD	—	2,146,108
Socialist Party	PS	—	1,558,250
CDS – People's Party	CDS-PP	—	652,379
Unitary Democratic Coalition	PCP-PEV	—	440,922
Left Bloc	B.E.	—	288,206
Portuguese Workers' Communist Party	PCTP/MRPP	—	62,499
Party for Animals and Nature	PAN	—	57,657

Continued on next page

2011 Legislative (unicameral)

Party	Party_b	Party_c	Votes
The Earth Party Movement	MPT	—	22,502
Hope for Portugal Movement	MEP	—	21,756
National Renewal Party	PNR	—	17,630
Portuguese Labour Party	PTP	—	16,728
People's Monarchist Party	PPM	—	14,984
New Democracy Party	PND	—	11,629
Portugal Pro-Life Pary	PPV	—	8,205
Workers Party of Socialist Unity	POUS	—	4,604
Democratic Party of the Atlantic	PDA	—	4,532
Humanist Party	P.H.	—	3,528

2009 Legislative (unicameral)

Party	Party_b	Party_c	Votes
Socialist Party	PS	—	2,068,560
Social Democratic Party	PPD/PSD	—	1,646,071
CDS – People's Party	CDS-PP	—	591,938
Left Bloc	B.E.	—	557,091
Unitary Democratic Coalition	PCP-PEV	—	446,172
Portuguese Workers' Communist Party	PCTP/MRPP	—	52,632
Hope for Portugal Movement	MEP	—	25,335
New Democracy Party	PND	—	21,380
Merit and Society Movement	MMS	—	16,580
People's Monarchist Party	PPM	—	14,999
Ecology and Humanism Front	MPT-P.H.	—	12,025
National Renewal Party	P.N.R.	—	11,614
Portugal Pro-Life Pary	PPV	—	8,485
Workers Party of Socialist Unity	POUS	—	4,320
Portuguese Labour Party	PTP	—	1,012
The Earth Party Movement	MPT	—	153

2006 Presidential

Party	Party_b	Party_c	Votes
SILVA, Aníbal Cavaco	Social Democratic Party - People's Party	—	2,746,689
ALEGRE, Manuel	Independent	—	1,125,077
SOARES, Mário	Socialist Party	—	778,781
SOUSA, Jerónimo de	Portuguese Communist Party - The Greens	—	466,507
LOUÇÃ, Francisco	Left Bloc	—	288,261
PEREIRA, António Garcia	Portuguese Workers' Communist Party	—	23,622

2005 Legislative (unicameral)

Party	Party_b	Party_c	Votes
Socialist Party	PS	—	2,573,869
Social Democratic Party	PPD/PSD	—	1,639,802
Unitary Democratic Coalition	PCP-PEV	—	432,009
CDS – People's Party	CDS-PP	—	415,043
Left Bloc	B.E.	—	364,430
Portuguese Workers' Communist Party	PCTP/MRPP	—	47,740
New Democracy Party	PND	—	40,008
Humanist Party	PH	—	16,873
National Renewal Party	PNR	—	9,323
Workers Party of Socialist Unity	POUS	—	5,570
Democratic Party of the Atlantic	PDA	—	382

2002 Legislative (unicameral)

Party	Party_b	Party_c	Votes
Social Democratic Party	PPD/PSD	—	2,181,672
Socialist Party	PS	—	2,055,986
CDS – People's Party	CDS-PP	—	475,515
Unitary Democratic Coalition	PCP-PEV	—	378,640
Left Bloc	B.E.	—	149,543
Portuguese Workers' Communist Party	PCTP/MRPP	—	35,930
The Earth Party Movement	MPT	—	15,226
People's Monarchist Party	PPM	—	12,508
Humanist Party	P.H.	—	11,630
Workers Party of Socialist Unity	POUS	—	3,905
National Renewal Party	PNR	—	812
Left Bloc - People's Democratic Union	B.E.-UDP	—	53

2001 Presidential

Party	Party_b	Party_c	Votes
SAMPAIO, Jorge	Socialist Party	—	2,421,188
AMARAL, Joaquim Ferreira do	Social Democratic Party - People's Party	—	1,500,390
ABREU, António	Portuguese Communist Party - The Greens	—	222,610
ROSAS, Fernando	Left Bloc	—	129,399
PEREIRA, António Garcia	Portuguese Workers' Communist Party	—	68,845

1999 Legislative (unicameral)

Party	Party_b	Party_c	Votes
Socialist Party	PS	—	2,370,145
Social Democratic Party	PPD/PSD	—	1,741,727
Unitary Democratic Coalition	PCP-PEV	—	484,987
CDS – People's Party	CDS-PP	—	451,200
Left Bloc	B.E.	—	132,142
Portuguese Workers' Communist Party	PCTP/MRPP	—	39,600
The Earth Party Movement	MPT	—	19,575
People's Monarchist Party	PPM	—	16,387
National Solidarity Party	PSN	—	11,389
Humanist Party	P.H.	—	7,382
Workers Party of Socialist Unity	POUS	—	4,073
Democratic Party of the Atlantic	PDA	—	437

1996 Presidential

Party	Party_b	Party_c	Votes
SAMPAIO, Jorge	Socialist Party	—	3,050,657
SILVA, Aníbal Cavaco	Social Democratic Party - People's Party	—	2,617,678

1995 Legislative (unicameral)

Party	Party_b	Party_c	Votes
Socialist Party	PS	—	2,578,568
Social Democratic Party	PPD/PSD	—	1,999,222
CDS – People's Party	CDS-PP	—	534,209
Democratic Unity Coalition	PCP-PEV	—	505,168

Continued on next page

1995 Legislative (unicameral)

Party	Party_b	Party_c	Votes
Portuguese Workers' Communist Party	PCTP/MRPP	—	40,910
Revolutionary Socialist Party	PSR	—	37,490
People's Democratic Union	UDP	—	33,518
National Solidarity Party	PSN	—	12,532
Party of the Folk	PG	—	8,104
The Earth Party Movement	MPT	—	7,835
The Earth Party Movement - People's Monarchist Party	PPM-MPT	—	5,945
Unity Movement for Workers	MUT	—	2,386
Democratic Party of the Atlantic	PDA	—	2,302

1991 Presidential

Party	Party_b	Party_c	Votes
SOARES, Mário	Socialist Party	—	3,474,944
HORTA, Basílio	Democratic and Social Centre	—	695,561
CARVALHAS, Carlos	Portuguese Communist Party - The Greens	—	637,707
MARQUES, Carlos Manuel	Popular Democratic Union	—	127,056

1987 Legislative (unicameral)

Party	Party_b	Party_c	Votes
Social Democratic Party	PPD/PSD	—	2,832,060
Socialist Party	PS	—	1,260,114
Democratic Unity Coalition	CDU	—	686,612

Continued on next page

1987 Legislative (unicameral)

Party	Party_b	Party_c	Votes
Democratic Renewal Party	PRD	—	278,352
Democratic and Social Centre	CDS	—	245,093
People's Democratic Union	UDP	—	50,920
Revolutionary Socialist Party	PSR	—	33,604
Portuguese Democratic Movement	MDP/CDE	—	32,144
Christian Democratic Party	PDC	—	30,889
People's Monarchist Party	PPM	—	23,279
Portuguese Workers' Communist Party	PCTP/MRPP	—	20,371
Communist Party (Reconstructed)	PCR	—	18,119
Workers Party of Socialist Unity	POUS	—	9,159

1986 Presidential - Second Round

Party	Party_b	Party_c	Votes
SOARES, Mário	Socialist Party	—	3,026,466
AMARAL, Diogo Freitas do	Democratic and Social Centre - Social Democratic Party	—	2,876,881

1986 Presidential - First Round

Party	Party_b	Party_c	Votes
AMARAL, Diogo Freitas do	Democratic and Social Centre - Social Democratic Party	—	2,677,887
SOARES, Mário	Socialist Party	—	1,469,501
ZENHA, Francisco Salgado	Democratic Renewal party - Portuguese Communist Party	—	1,209,659

Continued on next page

1986 Presidential - First Round

Party	Party_b	Party_c	Votes
PINTASILGO, Maria de Lourdes	Independent	—	430,078

1985 Legislative (unicameral)

Party	Party_b	Party_c	Votes
Social Democratic Party	PPD/PSD	—	1,718,171
Socialist Party	PS	—	1,201,186
Democratic Renewal Party	PRD	—	1,040,181
United People Alliance	APU	—	895,151
Democratic and Social Centre	CDS	—	561,742
People's Democratic Union	UDP	—	73,089
Christian Democratic Party	PDC	—	39,877
Revolutionary Socialist Party	PSR	—	34,983
Portuguese Workers' Communist Party	PCTP/MRPP	—	19,606
Workers Party of Socialist Unity	POUS	—	18,769
Communist Party (Reconstructed)	PCR	—	12,674

1983 Legislative (unicameral)

Party	Party_b	Party_c	Votes
Socialist Party	PS	—	2,055,820
Social Democratic Party	PPD/PSD	—	1,529,297
United People Alliance	APU	—	1,026,549
Democratic and Social Centre	CDS	—	699,619
Christian Democratic Party	PDC	—	36,506
People's Monarchist Party	PPM	—	27,609

Continued on next page

1983 Legislative (unicameral)

Party	Party_b	Party_c	Votes
People's Democratic Union	UDP	—	27,338
People's Democratic Union - Revolutionary Socialist Party	UDPSR	—	24,974
Portuguese Workers' Communist Party	PCTP/MRPP	—	20,624
Workers Party of Socialist Unity	POUS	—	19,498
Revolutionary Socialist Party	PSR	—	13,079
Left Revolutionary Front	LST	—	11,076
Portuguese Marxist–Leninist Communist Organization	OCMLP	—	6,056
Democratic Party of the Atlantic	PDA	—	5,048

1980 Presidential

Party	Party_b	Party_c	Votes
EANES, António Ramalho	Independent	—	3,270,492
CARNEIRO, António Soares	Democratic Alliance	—	2,329,858
CARVALHO, Otelo Saraiva de	Força de Unidade Popular	—	85,706
MELO, Carlos Galvão de	Independent	—	48,569
VELOSO, António Pires	Independent	—	45,271
RODRIGUES, António Aires	Workers Party of Socialist Unity	—	12,709

1980 Legislative (unicameral)

Party	Party_b	Party_c	Votes
Democratic Alliance	AD	—	2,639,269
Republican and Socialist Front	FRS	—	1,612,575

Continued on next page

1980 Legislative (unicameral)

Party	Party_b	Party_c	Votes
United People Alliance	APU	—	1,003,134
Social Democratic Party	PPD/PSD	—	147,330
Workers Party of Socialist Unity	POUS	—	82,927
People's Democratic Union	UDP	—	82,111
Revolutionary Socialist Party	PSR	—	60,392
Socialist Party	PS	—	53,128
Labour Party	PT	—	38,978
Portuguese Workers' Communist Party	PCTP/MRPP	—	34,654
Christian Democratic Party	PDC	—	20,598
Democratic and Social Centre	CDS	—	13,577
Democratic Party of the Atlantic	PDA	—	8,150
Portuguese Marxist–Leninist Communist Organization	OCMLP	—	3,867

1979 Legislative (unicameral)

Party	Party_b	Party_c	Votes
Democratic Alliance	AD	—	2,509,632
Socialist Party	PS	—	1,630,156
United People Alliance	APU	—	1,123,901
Social Democratic Party	PPD/PSD	—	141,040
People's Democratic Union	UDP	—	128,117
Christian Democratic Party	PDC	—	65,642
Portuguese Workers' Communist Party	PCTP/MRPP	—	51,882
Left-Wing Union for the Socialist Democracy	UEDS	—	42,349
Revolutionary Socialist Party	PSR	—	36,658
Democratic and Social Centre	CDS	—	23,492
Workers Party of Socialist Unity	POUS	—	12,663

Continued on next page

1979 Legislative (unicameral)

Party	Party_b	Party_c	Votes
Portuguese Marxist–Leninist Communist Organization	OCMLP	—	3,411

1976 Presidential

Party	Party_b	Party_c	Votes
EANES, António Ramalho	Independent	—	2,979,222
CARVALHO, Otelo Saraiva de	Independent	—	797,981
AZEVEDO, José Pinheiro de	Independent	—	694,915
PATO, Octávio	Portuguese Communist Party	—	366,034

1976 Legislative (unicameral)

Party	Party_b	Party_c	Votes
Socialist Party	PS	—	1,894,493
Democratic People's Party	PPD	—	1,302,114
Democratic and Social Centre	CDS	—	860,885
Portuguese Communist Party	PCP	—	786,863
People's Democratic Union	UDP	—	91,550
People's Socialist Front	FSP	—	42,139
Reorganizing Movement of the Party of the Proletariat	MRPP	—	36,393
Movement of Socialist Left	MES	—	31,169
Christian Democratic Party	PDC	—	28,326
People's Monarchist Party	PPM	—	28,273
International Communist League	LCI	—	16,311

Continued on next page

1976 Legislative (unicameral)

Party	Party_b	Party_c	Votes
Communist Party of Portugal (Marxist–Leninist)	PCPML	—	15,818
Worker-Peasant Alliance	AOC	—	15,732
Workers' Revolutionary Party	PRT	—	5,219

83.6 Electoral Geography

0

Electoral Units in 2024 | Geometry Type: Actual | Spatial Units: 3,085 (Years also geocoded at this level: 1976, 1979, 1980, 1983, 1985, 1986, 1987, 1991, 1995, 1996, 1999, 2001, 2002, 2005, 2006, 2009, 2011, 2015, 2016, 2019, 2021, 2022)

84 Romania

84.1 Notes

- Smallest physical unit: Polling Station

84.2 Data Source(s)

- Autoritatea Electorală Permanentă

84.3 Elections Summary

Elections Summary

Year	Election Type	Data Units	Spatial Units	% Geocoded
2025	Presidential	19944	10229	100.0%
2024	Legislative (lower house)	19918	10162	100.0%
2024	Presidential	19918	10327	100.0%
2020	Legislative (lower house)	19550	9389	100.0%
2019	Presidential	19584	9316	100.0%
2016	Legislative (lower house)	19043	0	0.0%
2014	Presidential	18851	9388	100.0%

84.4 Sample Electoral Units

Sample Electoral Units

Year	Type	NAME1	NAME1_b	NAME2	NAME3	NAME3_b	Lat.	Lon.
2025	Presidential	Hunedoara	22	Municipiul Vulcan	172	Școala Gimnazială Nr. 5	45.380	23.275
2025	Presidential	Bacău	4	Stănişeşti	587	Şcoala 1 Satul Slobozia	46.500	27.311
2025	Presidential	Bistriţa-Năsăud	6	Lechinţa	157	Căminul Cultural Sîniacob	47.057	24.298
2025	Presidential	Bihor	5	Măgeşti	453	Căminul Cultural Josani	46.990	22.446
2025	Presidential	Mureş	28	Saschiz	496	Școala Gimnazială "Ion Dacian"	46.187	24.964
2024	Legislative (LH)	Brăila	9	Oraş Ianca	152	Școala Gimnazială Plopu	45.148	27.514
2024	Legislative (LH)	Prahova	31	Şirna	562	Şcoala Gimnazială, Sat Tăriceni	44.798	25.967
2024	Legislative (LH)	Vaslui	39	Poieneşti	420	Şcoala Poieneşti Deal	46.577	27.545
2024	Legislative (LH)	Neamţ	29	Oraş Târgu-Neamţ	136	Grădiniţa Cu Program Prelungit Nr.2	45.277	27.964
2024	Legislative (LH)	Suceava	35	Calafindeşti	254	Scoala Primara Botoşaniţa Mare	47.876	26.102
2024	Presidential	Constanţa	14	Municipiul Constanţa	12	Liceul Tehnologic "Ioan N.roman" (Şcoala Nr.25)	44.214	28.619
2024	Presidential	Timiş	37	Municipiul Timişoara	159	Şcoala Gimnazială Nr.16 " Take Ionescu "	45.759	21.236
2024	Presidential	Ilfov	25	Baloteşti	143	Grădiniţa Nr.3 Dumbrăveni	44.626	26.111
2024	Presidential	Teleorman	36	Beuca	98	Căminul Cultural Beuca	44.252	24.964

Continued on next page

Sample Electoral Units

Year	Type	NAME1	NAME1_b	NAME2	NAME3	NAME3_b	Lat.	Lon.
2024	Presidential	Buzău	10	Pietroasele	312	Grădiniţa Cu Program Normal Din Satul Şarînga	45.094	26.580
2020	Legislative (LH)	Municipiul Bucureşti	42	Bucureşti Sectorul 3	387	Şcoala Gimnazială Specială Nr.5;	44.427	26.124
2020	Legislative (LH)	Dâmboviţa	16	Şotânga	383	Școala Gimnazială Nr. 2	44.873	25.564
2020	Legislative (LH)	Cluj	13	Mărgău	526	Cămin Cultural	46.757	22.956
2020	Legislative (LH)	Municipiul Bucureşti	42	Bucureşti Sectorul 2	216	Şcoala Gimnazială Nr. 39	44.458	26.138
2020	Legislative (LH)	Mureş	28	Şincai	541	Şcoala Primară Lechincioara	46.665	24.424
2019	Presidential	Sibiu	34	Municipiul Sibiu	17	Colegiul Tehnic De Industrie Alimentară Terezianum Sibiu	45.807	24.150
2019	Presidential	Caraş-Severin	11	Pojejena	299	Grădiniţa Cu Program Normal Șușca	45.263	21.911
2019	Presidential	Cluj	13	Bobâlna	345	Scoala Generala Osorhel	47.143	23.643
2019	Presidential	Sibiu	34	Apoldu De Jos	222	Școala Gimnazială Apoldu De Jos	45.867	23.850
2019	Presidential	Harghita	21	Gălăuţaş	149	Școala Gimnazială "Dumitru Gafton" Gălăuțaș	46.915	25.411
2016	Legislative (LH)	Vaslui	39	Creţeşti	238	—	—	—
2016	Legislative (LH)	Suceava	35	Municipiul Vatra Dornei	115	—	—	—
2016	Legislative (LH)	Municipiul Bucuresti	42	Bucureşti Sectorul 2	266	—	—	—
2016	Legislative (LH)	Dâmbovița	16	Lucieni	278	—	—	—

Continued on next page

Sample Electoral Units

Year	Type	NAME1	NAME1_b	NAME2	NAME3	NAME3_b	Lat.	Lon.
2016	Legislative (LH)	Dâmbovița	16	Ulmi	398	—	—	—
2014	Presidential	Botoşani	7	Municipiul Botoşani	52	Botoşani / Şcoala Generală Nr. 2	47.750	26.667
2014	Presidential	Buzău	10	Cislău	210	Scărişoara / Scoala Gimnaziala Scarisoara, Comuna Cislau	45.242	26.378
2014	Presidential	Sector 2	43	Municipiul Bucureşti	309	Bucureşti Sectorul 2 / Grădiniţa Clopoţel (Fosta Gradiniţa Nr. 201)	44.442	26.138
2014	Presidential	Sector 6	47	Municipiul Bucureşti	1017	Bucureşti Sectorul 6 / Şcoala Gimnazială Nr.311	44.418	26.047
2014	Presidential	Neamţ	29	Sagna	400	Sagna / Şcoala Generala	46.970	27.009

84.5 Aggregate Election Results

2025 Presidential - First Round

Party	Party_b	Votes
SIMION, George	Alliance for the Union of Romanians	3,275,571
ANTONESCU, Crin	Romania Forward Electoral Alliance	1,827,660
DAN, Nicușor	Independent	1,732,379

Continued on next page

2025 Presidential - First Round

Party	Party_b	Votes
PONTA, Victor	Independent	1,206,976
LASCONI, Elena	Save Romania Union	221,213
ȘANDRU, Lavinia	Social Liberal Humanist Party	58,335
FUNERIU, Daniel	Independent	46,363
TERHEȘ, Cristian	Romanian National Conservative Party	33,489
POPESCU, Sebastian	New Romania Party	24,835
BANU, John Ion	Independent	21,011
PREDOIU, Silviu	National Action League Party	16,436

2024 Presidential - First Round

Party	Party_b	Votes
GEORGESCU, Călin	Independent	1,774,298
GIOLACU, Marcel	Social Democratic Party	1,746,764
LASCONI, Elena	Save Romania Union	1,556,339
SIMION, George	Alliance for the Union of Romanians	1,184,856
CIUCĂ, Nicolae	National Liberal Party	774,771
GEOANĂ, Mircea	Independent	544,244
KELEMEN, Hunor	Democratic Alliance of Hungarians in Romania	411,544
DIACONESCU, Cristian	Independent	272,704
TERHEȘ, Cristian	Romanian National Conservative Party	81,621
BIRCHALL, Ana	Independent	37,308
ORBAN, Ludovic	Force of the Right	18,632
PĂCURARU, Alexandra	Alternative for National Dignity	13,491
POPESCU, Sebastian	New Romania Party	13,472
PREDOIU, Silviu	National Action League Party	10,321

2024 Legislative (lower house)

Party	Party_b	Votes
Social Democratic Party	PARTIDUL SOCIAL DEMOCRAT-voturi	2,041,730
Alliance for the Union of Romanians	ALIANȚA PENTRU UNIREA ROMÂNILOR-voturi	1,496,838
National Liberal Party	PARTIDUL NAȚIONAL LIBERAL-voturi	1,264,771
Save Romanian Union	UNIUNEA SALVAȚI ROMÂNIA-voturi	965,482
S.O.S. Romania	PARTIDUL S.O.S. ROMÂNIA-voturi	594,027
Democratic Alliance of Hungarians in Romania	UNIUNEA DEMOCRATĂ MAGHIARĂ DIN ROMÂNIA-voturi	579,576
Party of Young People	PARTIDUL OAMENILOR TINERI-voturi	487,281
Health Education Nature Sustainability Party	SĂNĂTATE EDUCAŢIE NATURĂ SUSTENABILITATE-voturi	234,261
Force of the Right	FORȚA DREPTEI-voturi	173,703
United Social Democratic Party	PARTIDUL SOCIAL DEMOCRAT UNIT-voturi	161,734
Renewing Romania's European Project	REÎNNOIM PROIECTUL EUROPEAN AL ROMÂNIEI-voturi	111,455
Justice and Respect in Europe for All Party	DREPTATE ȘI RESPECT ÎN EUROPA PENTRU TOȚI-voturi	97,099
Patriots of the Romanian People	PATRIOȚII POPORULUI ROMÂN-voturi	48,436
Independent	Independent	47,647
Romanian National Conservative Party	PARTIDUL NAȚIONAL CONSERVATOR ROMÂN-voturi	44,600
Romanian Ecologist Party	PARTIDUL ECOLOGIST ROMÂN-voturi	35,750
National Christian Alliance	ALIANȚA NAȚIONAL CREȘTINĂ-voturi	28,470
Romania in Action Party	PARTIDUL ROMÂNIA ÎN ACȚIUNE-voturi	28,128
New Romania Party	PARTIDUL NOUA ROMÂNIE-voturi	17,203
Socialist Romania Alliance	ROMÂNIA SOCIALISTĂ-voturi	14,845

Continued on next page

2024 Legislative (lower house)

Party	Party_b	Votes
Alternative for National Dignity	ALTERNATIVA PENTRU DEMNITATE NAȚIONALĂ-voturi	10,473
National Action League Party	LIGA ACȚIUNII NAȚIONALE-voturi	3,838
Party of Faithful People	PARTIDUL OAMENILOR CREDINCIOȘI-voturi	806
Patria Party	PARTIDUL PATRIA-voturi	493
Geto-Dacian Union Party	PARTIDUL UNIUNEA GETO-DACILOR-voturi	480
Christian Democratic National Peasants' Party	PARTIDUL NAȚIONAL ȚĂRĂNESC CREȘTIN DEMOCRAT-voturi	371
Party of Justice	PARTIDUL DREPTĂȚII-voturi	325
Republican Party of Romania	PARTIDUL REPUBLICAN DIN ROMÂNIA-voturi	314
Green Party	PARTIDUL VERDE-voturi	290
Phralipe Party of the Roma	PARTIDUL PHRALIPE AL ROMILOR-voturi	287

2020 Legislative (lower house)

Party	Party_b	Votes
Social Democratic Party	PARTIDUL SOCIAL DEMOCRAT	1,696,951
National Liberal Party	PARTIDUL NAȚIONAL LIBERAL	1,421,031
USR PLUS	ALIANȚA USR PLUS	821,512
Alliance for the Union of Romanians	ALIANȚA PENTRU UNIREA ROMÂNILOR	474,896
People's Movement Party	PARTIDUL MIȘCAREA POPULARĂ	262,250
PRO Romania Social Liberal	PARTIDUL PRO ROMÂNIA	236,368
Ecologist Party of Romania	PARTIDUL ECOLOGIST ROMÂN	62,316
Humanist Power Party (Social-Liberal)	PARTIDUL PUTERII UMANISTE (SOCIAL-LIBERAL)	59,465

Continued on next page

2020 Legislative (lower house)

Party	Party_b	Votes
Independent	Independent	51,912
Greater Romania Party	PARTIDUL ROMÂNIA MARE	32,655
National Rebirth Alliance	ALIANȚA RENAȘTEREA NAȚIONALĂ	21,662
Green Party	PARTIDUL VERDE	20,615
Romanian Socialist Party	PARTIDUL SOCIALIST ROMÂN	19,695
New Romania Party	PARTIDUL NOUA ROMÂNIE	14,093
Party of the Roma "Pro Europe"	ASOCIAȚIA PARTIDA ROMILOR "PRO-EUROPA"	14,077
League of Albanians of Romania	ASOCIAȚIA LIGA ALBANEZILOR DIN ROMÂNIA	8,835
Democratic Forum of Germans in Romania	FORUMUL DEMOCRAT AL GERMANILOR DIN ROMÂNIA	7,101
Association of Macedonians in Romania	ASOCIAȚIA MACEDONENILOR DIN ROMÂNIA	6,945
Hellenic Union of Romania	UNIUNEA ELENĂ DIN ROMÂNIA	5,791
Democratic Union of Slovaks and Czechs in Romania	UNIUNEA DEMOCRATICĂ A SLOVACILOR ȘI CEHILOR DIN ROMÂNIA	5,245
Union of the Ukrainians of Romania	UNIUNEA UCRAINENILOR DIN ROMÂNIA	5,235
Community of the Lipovan Russians	COMUNITATEA RUȘILOR LIPOVENI DIN ROMÂNIA	4,915
Bulgarian Union of Banat-Romania	UNIUNEA BULGARĂ DIN BANAT-ROMÂNIA	4,727
Union of Serbs of Romania	UNIUNEA SÂRBILOR DIN ROMÂNIA	4,556
Association of Italians of Romania	ASOCIAȚIA ITALIENILOR DIN ROMÂNIA – RO.AS.IT.	3,777
Union of Armenians of Romania	UNIUNEA ARMENILOR DIN ROMÂNIA	3,690
Union of Poles of Romania	UNIUNEA POLONEZILOR DIN ROMÂNIA	3,670
Cultural Union of Ruthenians of Romania	UNIUNEA CULTURALĂ A RUTENILOR DIN ROMÂNIA	3,662
Noua Dreaptă	PARTIDUL NOUA DREAPTĂ	3,552

Continued on next page

2020 Legislative (lower house)

Party	Party_b	Votes
Democratic Turkish Union of Romania	UNIUNEA DEMOCRATĂ TURCĂ DIN ROMÂNIA	3,435
Federation of the Jewish Communities in Romania	FEDERAȚIA COMUNITĂȚILOR EVREIEȘTI DIN ROMÂNIA	3,378
Union of Croats of Romania	UNIUNEA CROAȚILOR DIN ROMÂNIA	3,258
Democratic Union of Turkish-Muslim Tatars	UNIUNEA DEMOCRATĂ A TĂTARILOR TURCO-MUSULMANI DIN ROMÂNIA	2,862
National Peasant Party Maniu-Mihalache	PARTIDUL NAȚIONAL ȚĂRĂNESC MANIU-MIHALACHE	2,727
Right Alternative	ALTERNATIVA DREAPTĂ	2,005
Social Democratic Workers' Party	PARTIDUL SOCIAL DEMOCRAT AL MUNCITORILOR	1,912
Romanian Nation Party	PARTIDUL NAȚIUNEA ROMÂNĂ	1,755
Re:Start Romania Party	PARTIDUL RE:START ROMÂNIA	537
National Unity Bloc	BLOCUL UNITĂȚII NAȚIONALE	293
Communists' Party	PARTIDUL COMUNIȘTILOR	213
National Force Party	PARTIDUL FORȚA NAȚIONALĂ	148

2019 Presidential - Second Round

Party	Party_b	Votes
IOHANNIS, Klaus	National Liberal Party	5,630,202
DĂNCILĂ, Viorica	Social Democratic Party	3,283,850

2019 Presidential - First Round

Party	Party_b	Votes
IOHANNIS, Klaus	National Liberal Party	3,133,189
DĂNCILĂ, Viorica	Social Democratic Party	2,033,757
BARNA, Dan	2020 USR-PLUS Alliance	1,196,273
DIACONU, Mircea	Alliance for "One Man"	791,026
PALEOLOGU, Theodor	People's Movement Party	484,069
KELEMEN, Hunor	Democratic Alliance of Hungarians in Romania	353,584
BRUYNSEELS, Ramona	Humanist Power Party	232,862
CUMPĂNAȘU, Alexandru	Independent	125,056
CATARAMĂ, Viorel	Liberal Right Party	46,589
STANOEVICI, Bogdan	Independent	36,389
IVAN, Cătălin	Alternative for National Dignity	31,500
PEIA, Ninel	Romania Nationhood Party	28,462
POPESCU, Sebastian	New Romania Party	28,236
BANU, John Ion	Romanian Nation Party	25,741

2016 Legislative (lower house)

Party	Party_b	Votes
Social Democratic Party	PARTIDUL SOCIAL DEMOCRAT	3,194,015
National Liberal Party	PARTIDUL NAȚIONAL LIBERAL	1,384,123
Save Romanian Union	UNIUNEA SALVAȚI ROMÂNIA	593,693
Democratic Alliance of Hungarians in Romania	UNIUNEA DEMOCRATĂ MAGHIARĂ DIN ROMÂNIA	433,427
Alliance of Liberals and Democrats	PARTIDUL ALIANȚA LIBERALILOR ȘI DEMOCRAȚILOR	393,255
People's Movement Party	PARTIDUL MIȘCAREA POPULARĂ	351,637
United Romania Party	PARTIDUL ROMÂNIA UNITĂ	192,444
Greater Romania Party	PARTIDUL ROMÂNIA MARE	73,264
Ecologist Party of Romania	PARTIDUL ECOLOGIST ROMÂN	62,414

Continued on next page

2016 Legislative (lower house)

Party	Party_b	Votes
Our Romania Alliance	ALIANȚA NOASTRĂ ROMÂNIA	59,007
Romanian Socialist Party	PARTIDUL SOCIALIST ROMÂN	24,580
Party of the Roma	ASOCIAȚIA PARTIDA ROMILOR PRO-EUROPA	13,010
Democratic Forum of Germans in Romania	FORUMUL DEMOCRAT AL GERMANILOR DIN ROMÂNIA	12,081
Democratic Union of Slovaks and Czechs in Romania	UNIUNEA DEMOCRATICĂ A SLOVACILOR ȘI CEHILOR DIN ROMÂNIA	6,511
Community of the Lipovan Russians	COMUNITATEA RUȘILOR LIPOVENI DIN ROMÂNIA	6,039
Hellenic Union of Romania	UNIUNEA ELENĂ DIN ROMÂNIA	5,746
Democratic Turkish Union of Romania	UNIUNEA DEMOCRATĂ TURCĂ DIN ROMÂNIA	5,491
Association of Macedonians in Romania	ASOCIAȚIA MACEDONENILOR DIN ROMÂNIA	5,446
Independent	Independent	5,388
Union of Serbs of Romania	UNIUNEA SÂRBILOR DIN ROMÂNIA	5,386
Federation of the Jewish Communities in Romania	FEDERAȚIA COMUNITĂȚILOR EVREIEȘTI DIN ROMÂNIA	4,940
Union of Armenians of Romania	UNIUNEA ARMENILOR DIN ROMÂNIA	4,806
League of Albanians of Romania	ASOCIAȚIA LIGA ALBANEZILOR DIN ROMÂNIA	4,613
Bulgarian Union of Banat-Romania	UNIUNEA BULGARĂ DIN BANAT - ROMÂNIA	4,513
Union of Croats of Romania	UNIUNEA CROAȚILOR DIN ROMÂNIA	3,498
Association of Italians of Romania	ASOCIAȚIA ITALIENILOR DIN ROMÂNIA – RO.AS.IT.	3,374
Union of Poles of Romania	UNIUNEA POLONEZILOR DIN ROMÂNIA	3,314
Cultural Union of Ruthenians of Romania	UNIUNEA CULTURALĂ A RUTENILOR DIN ROMÂNIA	2,788

2014 Presidential - Second Round

Party	Party_b	Votes
IOHANNIS, Klaus	Christian Liberal Alliance (PNL–PDL)	5,949,896
PONTA, Victor	PSD–UNPR–PC Alliance	5,225,605

2014 Presidential - First Round

Party	Party_b	Votes
PONTA, Victor	PSD–UNPR–PC Alliance	3,810,627
IOHANNIS, Klaus	Christian Liberal Alliance (PNL–PDL)	2,807,494
POPESCU, Sebastian	Independent	503,850
UDREA, Elena	PMP–PNȚCD Alliance	477,720
MACOVEI, Monica	Independent	397,306
DIACONESCU, Cristian	People's Party – Dan Diaconescu	375,709
VADIM-TUDOR, Corneliu	Greater Romania Party	344,806
KELEMEN, Hunor	Democratic Alliance of Hungarians in Romania	328,848
MELEŞCANU, Teodor	Independent	102,757
SZILÁGYI, Zsolt	Hungarian People's Party of Transylvania	52,859
FUNAR, Gheorghe	Independent	44,533
BRÎNZĂ, William	Ecologist Party of Romania	42,338
ROTARU, Constantin	Socialist Alternative Party	28,623
AMARIŢEI, Mirel	PRODEMO Party	7,805

84.6 Electoral Geography

0

Electoral Units in 2025 | Geometry Type: Thiessen | Spatial Units: 10,388 (Years also geocoded at this level: 2014, 2019, 2020, 2024)

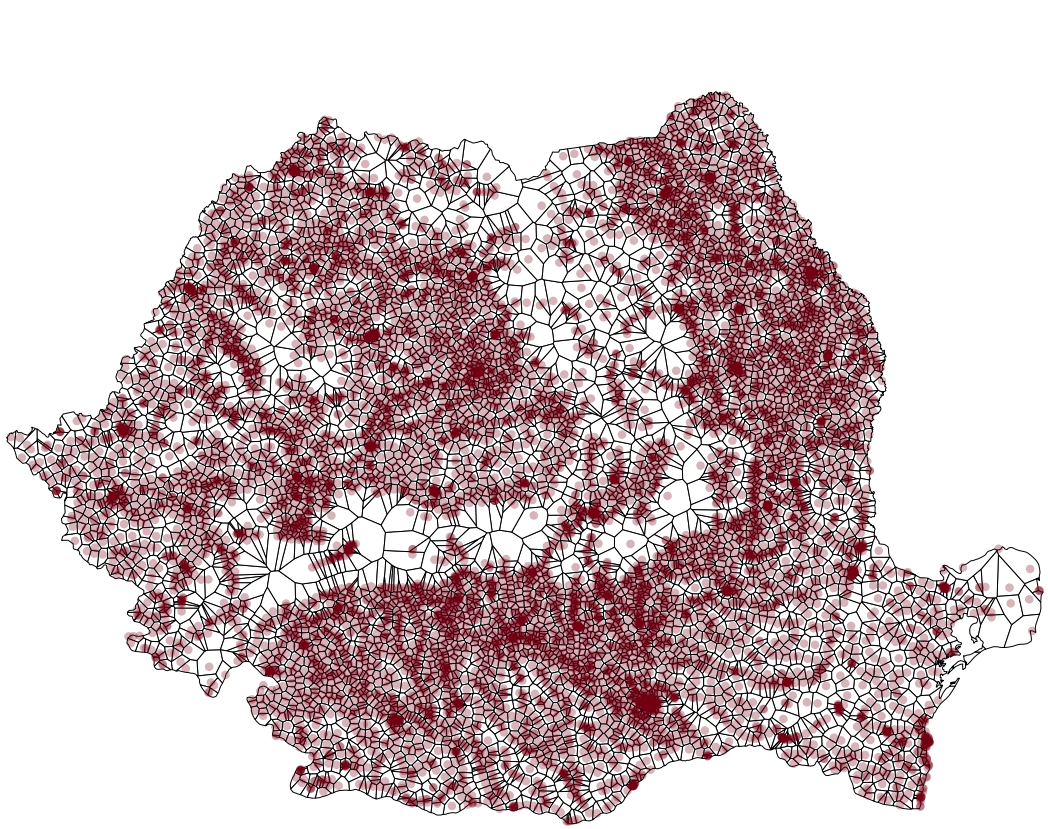

85 Russia

85.1 Notes

- Systematic missingness of polling station coordinates by region means that Thiessen polygons are generated separately by region by year. This is also necessary to address Russian annexation of Crimea and Sevastopol.
- Tens of polling stations reported as belonging to Moscow Oblast in 2012 actually fall within the bounds of the Moscow federal subject; the region was manually adjusted to account for this discrepancy.
- Smallest physical unit: Polling Station

85.2 Data Source(s)

- Shpilkin (2016, 2018, 2020)
- GIS-Lab

85.3 Elections Summary

Elections Summary

Year	Election Type	Data Units	Spatial Units	% Geocoded
2024	Presidential	91816	57340	96.9%
2021	Legislative (lower house)	96313	58952	96.9%
2018	Presidential	97699	70312	88.0%
2016	Legislative (lower house)	96871	70050	87.6%
2012	Presidential	91768	66729	99.8%
2011	Legislative (lower house)	95225	0	0.0%
2008	Presidential	96612	0	0.0%
2007	Legislative (lower house)	96193	0	0.0%
2004	Presidential	95779	0	0.0%
2003	Legislative (lower house)	95205	0	0.0%
2000	Presidential	91333	0	0.0%

85.4 Sample Electoral Units

Sample Electoral Units

Year	Type	NAME1	NAME1_b	NAME2	NAME2_imp	NAME3
2024	Presidential	Республика Дагестан	Республика Дагестан	—	Magaramkentsky District	971
2024	Presidential	Курганская область	Курганская область	—	Kurgan	912
2024	Presidential	Свердловская область	Свердловская область	—	—	644

Continued on next page

Sample Electoral Units

Year	Type	NAME1	NAME1_b	NAME2	NAME2_imp	NAME3
2024	Presidential	Ростовская область	Ростовская область	—	Azovsky District	2068
2024	Presidential	Липецкая область	Липецкая область	—	Terbunsky District	1721
2021	Legislative (LH)	Волгоградская область	Волгоградская область	—	Volzhsky	1136
2021	Legislative (LH)	Челябинская область	Челябинская область	—	Uysky District	416
2021	Legislative (LH)	Краснодарский край	Краснодарский край	—	Kushchovsky District	2806
2021	Legislative (LH)	Чувашская Республика-Чувашия	Чувашская Республика-Чувашия	—	Novocheboksarsk	1327
2021	Legislative (LH)	Алтайский край	Алтайский край	—	Tselinny District	1768
2018	Presidential	Новосибирская область	Новосибирская область	Новосибирск,Кировская	Novosibirsk	1660
2018	Presidential	Вологодская область	Вологодская область	Белозерская	Belozersky District	60
2018	Presidential	Республика Татарстан (Татарстан)	Республика Татарстан (Татарстан)	Казань,Вахитовская	Kazan	78
2018	Presidential	Московская область	Московская область	Краснознаменская городская	Krasnoznamensk	1249

Continued on next page

Sample Electoral Units

Year	Type	NAME1	NAME1_b	NAME2	NAME2_imp	NAME3
2018	Presidential	Оренбургская область	Оренбургская область	Оренбург, Центральная	городской округ Оренбург	1136
2016	Legislative (LH)	Ханты-Мансийский автономный округ-Югра	Ханты-Мансийский автономный округ-Югра	Мегионская городская	—	558
2016	Legislative (LH)	Брянская область	Брянская область	Суземская	Suzemsky District	945
2016	Legislative (LH)	Иркутская область	Иркутская область	Усть-Кутская	Усть-Кутский район	1634
2016	Legislative (LH)	Пермский край	Пермский край	Кишертская	Kishertsky District	1516
2016	Legislative (LH)	Челябинская область	Челябинская область	Чебаркульская городская	Chebarkul	2298
2012	Presidential	Город Москва	Город Москва	район Внуково	—	2427
2012	Presidential	Саратовская область	Саратовская область	Новобурасская	Marksovsky District	1150
2012	Presidential	Пензенская область	Пензенская область	Городищенская	Gorodishchensky District	439
2012	Presidential	Пензенская область	Пензенская область	Кузнецкая	Kuznetsky District	631
2012	Presidential	Иркутская область	Иркутская область	Тулунская	Tulunsky Rayon	1426
2011	Legislative (LH)	Республика Башкортостан	Республика Башкортостан	Стерлитамакская городская	городской округ Стерлитама	682

Continued on next page

Sample Electoral Units

Year	Type	NAME1	NAME1_b	NAME2	NAME2_imp	NAME3
2011	Legislative (LH)	Алтайский край	Алтайский край	Рубцовская городская	городской округ Рубцовск	481
2011	Legislative (LH)	Тамбовская область	Тамбовская область	Уметская	Umyotsky District	939
2011	Legislative (LH)	Республика Дагестан	Республика Дагестан	Карабудахкентская	Karabudakhkentsky District	635
2011	Legislative (LH)	Свердловская область	Свердловская область	Красноуфимская городская	городской округ Красноуфим	2074
2008	Presidential	Ленинградская область	Ленинградская область	Тихвинская	Tihvinä District	880
2008	Presidential	Кемеровская область	Кемеровская область	Краснобродская городская	Краснобродский городской о	419
2008	Presidential	город Санкт-Петербург	город Санкт-Петербург	Выборгская N	—	233
2008	Presidential	Челябинская область	Челябинская область	Верхнеуральская	Verkhneuralsky District	1519
2008	Presidential	Курская область	Курская область	Суджанская	Shchigrovsky District	1045
2007	Legislative (LH)	Саратовская область	Саратовская область	Энгельсская	—	1227

Continued on next page

Sample Electoral Units

Year	Type	NAME1	NAME1_b	NAME2	NAME2_imp	NAME3
2007	Legislative (LH)	Владимирская область	Владимирская область	территориальная избирательная комиссия Селивановского района	—	923
2007	Legislative (LH)	Ростовская область	Ростовская область	Тацинская районная	—	2575
2007	Legislative (LH)	Калужская область	Калужская область	Козельская	Kozelsky District	366
2007	Legislative (LH)	Нижегородская область	Нижегородская область	Дзержинская, Калининская	Dzerzhinsk	821
2004	Presidential	Республика Дагестан	Республика Дагестан	Ахвахская	Akhvakhsky District	83
2004	Presidential	Свердловская область	Свердловская область	Качканарская городская	Качканарский городской окр	1972
2004	Presidential	Хабаровский край	Хабаровский край	Комсомольская-на-Амуре городская	—	244
2004	Presidential	Ивановская область	Ивановская область	Кинешемская городская	Kineshma	233
2004	Presidential	Республика Башкортостан	Республика Башкортостан	Давлекановская	Davlekanovsky District	785
2003	Legislative (LH)	Тамбовская область	Тамбовская область	Петровская	Petrovsky District	375

Continued on next page

Sample Electoral Units

Year	Type	NAME1	NAME1_b	NAME2	NAME2_imp	NAME3
2003	Legislative (LH)	Воронежская область	Воронежская область	Бобровская	Bobrovsky District	205
2003	Legislative (LH)	Ростовская область	Ростовская область	Чертковская	Chertkovsky District	1278
2003	Legislative (LH)	Вологодская область	Вологодская область	Череповецкая городская	Cherepovets	980
2003	Legislative (LH)	Свердловская область	Свердловская область	Невьянская	Nevyansky District	529
2000	Presidential	Самарская область	Самарская область	Волжская	Volzhsky District	171
2000	Presidential	Республика Мордовия	Республика Мордовия	Большеберезниковская	Bolsheignatovsky District	141
2000	Presidential	Мурманская область	Мурманская область	Мурманская городская	—	657
2000	Presidential	Нижегородская область	Нижегородская область	Ветлужская	Vetluzhsky District	1462
2000	Presidential	Хабаровский край	Хабаровский край	Хабаровск, Центральная	Khabarovsk	196

Sample Electoral Units (continued 2/2)

	NAME3_b	Lat.	Lon.
	—	41.724	48.458
	—	55.428	65.325
	—	—	—
	—	46.508	41.349
	—	52.144	38.273
	—	48.773	44.781
	—	54.489	59.956
	—	46.551	39.633
	—	56.107	47.478
	—	52.222	83.754
	630048, Новосибирская область, город Новосибирск, Кировский район, улица Тульская, 94	54.977	82.912
	161230, Вологодская область, Белозерский район, село Маэкса, ул. Труда, д.4	60.032	37.711
	—	—	—

Continued on next page

Sample Electoral Units (continued 2/2)

	NAME3_b	Lat.	Lon.
	143090, Московская область, городской округ Краснознаменск, Комсомольский бульвар, дом 2	55.599	37.038
	460000, Оренбургская область, город Оренбург, Центральный район, улица Совхозная, дом 31	51.785	55.136
	—	—	—
	242170, Брянская область, Суземский муниципальный район, Холмечское сельское поселение, поселок Холмечи, улица Песочная, дом 2	52.505	34.207

Continued on next page

Sample Electoral Units (continued 2/2)

	NAME3_b	Lat.	Lon.
	666780, Иркутская область, Усть-Кутский район, город Усть-Кут, улица Островского, 13	56.760	105.669
	617610, Российская Федерация, Пермский край, Кишертский муниципальный округ, село Осинцево, улица Пионерская, 8 А	57.305	57.639
	456440, Челябинская область, город Чебаркуль, улица Советская, 174	54.961	60.353
	город Москва, ЗАО, район Внуково, Интернациональная ул, дом 10	55.614	37.253

Continued on next page

Sample Electoral Units (continued 2/2)

	NAME3_b	Lat.	Lon.
	Саратовская область, Новобурасский район, село Ириновка, Адрес помещения для голосования: ул. Первомайская, д.12 А (здание администрации с. Ириновка), Адрес УИК: ул. Советская, д.25, кор.1(здание школы с. Ириновка)	52.001	46.239
	Пензенская область, Городищенский район, город Городище, А. Матросова, 64	53.277	45.701

Continued on next page

Sample Electoral Units (continued 2/2)

	NAME3_b	Lat.	Lon.
	Пензенская область, Кузнецкий район, Тарлаковский сельсовет, с. Первое Тарлаково, Центральная, 123 а	53.226	46.380
	Иркутская область, Тулунский район, с. Усть-Кульск, ул. Школьная, 11	54.881	100.574
	—	—	—
	658201, Алтайский край, город Рубцовск, проспект Ленина, дом 7	—	—

Continued on next page

Sample Electoral Units (continued 2/2)

	NAME3_b	Lat.	Lon.
	393138, Тамбовская область, Уметский муниципальный округ, д. Ильинка, ул. Луговая, д. 2/2	—	—
	368300, Республика Дагестан, город Каспийск, Орджоникидзе, 16	—	—
	623300, Свердловская область, город Красноуфимск, улица Березовая, 8	—	—
	187000, Ленинградская область, Тосненский район, город Тосно, Октябрьская улица, 125	—	—

Continued on next page

Sample Electoral Units (continued 2/2)

	NAME3_b	Lat.	Lon.
	652700, Кемеровская область - Кузбасс, Киселевский городской округ, город Киселевск, улица Дзержинского, дом 12	—	—
	194295, Санкт-Петербург, Выборгский район, муниципальное образование муниципальный округ Сергиевское, проспект Художников, дом 24, корпус 2, литера А	—	—

Continued on next page

Sample Electoral Units (continued 2/2)

	NAME3_b	Lat.	Lon.
	457688, Челябинская область, Верхнеуральский район, поселок Томинский, улица Молодежная, дом 16	—	—
	—	—	—
	—	—	—
	—	—	—
	—	—	—
	—	—	—
	—	—	—
	—	—	—
	—	—	—
	—	—	—
	—	—	—
	—	—	—
	—	—	—
	—	—	—
	—	—	—
	—	—	—
	—	—	—
	—	—	—
	—	—	—
	—	—	—
	—	—	—
	—	—	—
	—	—	—
	—	—	—

85.5 Aggregate Election Results

2024 Presidential

Party	Party_b	Party_c	Votes
PUTIN, Vladimir	Independent	Путин Владимир Владимирович	64,915,346
KHARITONOV, Nikolaĭ	Communist Party	Харитонов Николай Михайлович	3,436,316
DAVANKOV, Vladislav	New People	Даванков Владислав Андреевич	2,795,467
SLUTSKY, Leonid	Liberal Democratic Party	Слуцкий Леонид Эдуардович	2,414,979

2021 Legislative (lower house)

Party	Party_b	Party_c	Votes
United Russia	5. Всероссийская политическая партия ""ЕДИНАЯ РОССИЯ""	—	28,064,200
Communist Party	1. Политическая партия ""КОММУНИСТИЧЕСКАЯ ПАРТИЯ РОССИЙСКОЙ ФЕДЕРАЦИИ""	—	10,660,669
Liberal Democratic Party	3. Политическая партия ЛДПР – Либерально-демократическая партия России	—	4,252,252
A Just Russia – For Truth	6. Партия СПРАВЕДЛИВАЯ РОССИЯ – ЗА ПРАВДУ	—	4,201,744
New People	4. Политическая партия ""НОВЫЕ ЛЮДИ""	—	2,997,744

Continued on next page

2021 Legislative (lower house)

Party	Party_b	Party_c	Votes
Russian Party of Pensioners for Social Justice	14. ПАРТИЯ ПЕНСИОНЕРОВ	—	1,381,915
Yabloko	7. Политическая партия ""Российская объединенная демократическая партия ""ЯБЛОКО""	—	753,268
Communists of Russia	10. Политическая партия КОММУНИСТИЧЕСКАЯ ПАРТИЯ КОММУНИСТЫ РОССИИ	—	715,621
Russian Ecological Party "The Greens"	2. Политическая партия ""Российская экологическая партия ""ЗЕЛЁНЫЕ""	—	512,418
All-Russian Political Party "Rodina"	13. ВСЕРОССИЙСКАЯ ПОЛИТИЧЕСКАЯ ПАРТИЯ ""РОДИНА""	—	450,449
Russian Party of Freedom and Justice	9. Политическая партия РОССИЙСКАЯ ПАРТИЯ СВОБОДЫ И СПРАВЕДЛИВОСТИ	—	431,530
Green Alternative	12. Политическая партия ЗЕЛЕНАЯ АЛЬТЕРНАТИВА	—	357,870
Party of Growth	8. Всероссийская политическая партия ""ПАРТИЯ РОСТА""	—	291,465
Civic Platform	11. Политическая партия ""Гражданская Платформа""	—	86,964

2018 Presidential

Party	Party_b	Party_c	Votes
PUTIN, Vladimir	Independent	Путин Владимир Владимирович	56,012,412
GRUDININ, Pavel	Communist Party	Грудинин Павел Николаевич	8,633,524
ZHIRINOVSKY, Vladimir	Liberal Democratic Party	Жириновский Владимир Вольфович	4,144,887
SOBCHAK, Ksenia	Civic Initative	Собчак Ксения Анатольевна	1,218,445
YAVLINSKY, Grigory	Yabloko	Явлинский Григорий Алексеевич	762,062
TITOV, Boris	Party of Growth	Титов Борис Юрьевич	553,601
SURAYKIN, Maxim	Communists of Russia	Сурайкин Максим Александрович	497,774
BABURIN, Sergey	Russian All-People's Union	Бабурин Сергей Николаевич	476,902

2016 Legislative (lower house)

Party	Party_b	Party_c	Votes
United Russia	Всероссийская политическая партия ЕДИНАЯ РОССИЯ	—	28,522,766
Communist Party	КОММУНИСТИЧЕСКАЯ ПАРТИЯ РОССИЙСКОЙ ФЕДЕРАЦИИ	—	7,019,292
Liberal Democratic Party	ЛДПР - Либерально-демократическая партия России	—	6,915,756
A Just Russia	СПРАВЕДЛИВАЯ РОССИЯ	—	3,274,896

Continued on next page

2016 Legislative (lower house)

Party	Party_b	Party_c	Votes
Communists of Russia	КОММУНИСТИЧЕСКАЯ ПАРТИЯ КОММУНИСТЫ РОССИИ	—	1,192,453
Yabloko	Российская объединенная демократическая партия ЯБЛОКО	—	1,051,289
Russian Pensioners' Party	Российская партия пенсионеров за справедливость	—	910,695
All-Russian Political Party "Rodina"	ВСЕРОССИЙСКАЯ ПОЛИТИЧЕСКАЯ ПАРТИЯ РОДИНА	—	792,126
Party of Growth	Всероссийская политическая партия ПАРТИЯ РОСТА	—	678,983
Russian Ecological Party "The Greens"	Российская экологическая партия Зеленые	—	399,368
People's Freedom Party	Партия народной свободы (ПАРНАС)	—	384,648
Patriots of Russia	ПАТРИОТЫ РОССИИ	—	309,988
Civic Platform	Гражданская Платформа	—	115,421
Civilian Power	Общественная организация Всероссийская политическая партия Гражданская Сила	—	73,954

2012 Presidential

Party	Party_b	Party_c	Votes
PUTIN, Vladimir	United Russia	Путин Владимир Владимирович	44,496,066
ZYUGANOV, Gennady	Communist Party	Зюганов Геннадий Андреевич	12,175,631
PROKHOROV, Mikhail	Independent	Прохоров Михаил Дмитриевич	5,600,137
ZHIRINOVSKY, Vladimir	Liberal Democratic Party	Жириновский Владимир Вольфович	4,377,812
MIRONOV, Sergey	A Just Russia	Миронов Сергей Михайлович	2,725,565

2011 Legislative (lower house)

Party	Party_b	Party_c	Votes
United Russia	Всероссийская политическая партия ЕДИНАЯ РОССИЯ	—	32,170,678
Communist Party	Коммунистическая партия Российской Федерации	—	12,561,860
A Just Russia	СПРАВЕДЛИВАЯ РОССИЯ	—	8,672,458
Liberal Democratic Party	Либерально-демократическая партия России	—	7,639,521
Yabloko	Российская объединенная демократическая партия ЯБЛОКО	—	2,230,658
Patriots of Russia	ПАТРИОТЫ РОССИИ	—	636,374

Continued on next page

2011 Legislative (lower house)

Party	Party_b	Party_c	Votes
Right Cause	Всероссийская политическая партия ПРАВОЕ ДЕЛО	—	390,655

2008 Presidential

Party	Party_b	Party_c	Votes
MEDVEDEV, Dmitry	United Russia	Медведев Дмитрий Анатольевич	52,230,801
ZYUGANOV, Gennady	Communist Party	Зюганов Геннадий Андреевич	13,216,391
ZHIRINOVSKY, Vladimir	Liberal Democratic Party	Жириновский Владимир Вольфович	6,970,759
BOGDANOV, Andrei	Democratic Party	Богданов Андрей Владимирович	964,245

2007 Legislative (lower house)

Party	Party_b	Party_c	Votes
United Russia	Всероссийская политическая партия ЕДИНАЯ РОССИЯ	—	44,471,989
Communist Party	Коммунистическая партия Российской Федерации	—	8,027,759

Continued on next page

2007 Legislative (lower house)

Party	Party_b	Party_c	Votes
Liberal Democratic Party	Либерально-демократическая партия России	—	5,646,217
A Just Russia	СПРАВЕДЛИВАЯ РОССИЯ: РОДИНА/ПЕНСИОНЕРЫ/ЖИЗНЬ	—	5,372,436
Agrarian Party	Аграрная партия России	—	1,598,109
Yabloko	Российская объединенная демократическая партия ЯБЛОКО	—	1,100,439
Civilian Power	Всероссийская политическая партия Гражданская Сила	—	730,701
Union of Right Forces	СОЮЗ ПРАВЫХ СИЛ	—	663,690
Patriots of Russia	ПАТРИОТЫ РОССИИ	—	613,382
Party of Social Justice	Партия социальной справедливости	—	153,522
Democratic Party	Демократическая партия России	—	89,337

2004 Presidential

Party	Party_b	Party_c	Votes
PUTIN, Vladimir	Independent	Путин Владимир Владимирович	49,309,803
KHARITONOV, Nikolaĭ	Communist Party	Харитонов Николай Михайлович	9,500,064
GLAZYEV, Srgei	Independent	Глазьев СергейЮрьевич	2,842,929

Continued on next page

2004 Presidential

Party	Party_b	Party_c	Votes
KHAKAMADA, Irina	Independent	Хакамада Ирина Муцуовна	2,659,678
MALYSHKIN, Oleg	Liberal Democratic Party	Малышкин Олег Александрович	1,403,128
MIRONOV, Sergey	Russian Party of Life	Миронов Сергей Михайлович	522,989

2003 Legislative (lower house)

Party	Party_b	Party_c	Votes
United Russia	Единая Россия	—	22,775,345
Communist Party	Коммунистическая партия Российской Федерации (КПРФ)	—	7,647,605
Liberal Democratic Party	ЛДПР	—	6,943,100
National Patriotic Union "Rodina"	Родина (народно-патриотический союз)	—	5,470,371
Yabloko	Российская демократическая партия ЯБЛОКО	—	2,609,707
Union of Right Forces	СОЮЗ ПРАВЫХ СИЛ	—	2,408,416
Agrarian Party	Аграрная партия России	—	2,205,750
Russian Pensioners' Party–Party of Social Justice	РОССИЙСКАЯ ПАРТИЯ ПЕНСИОНЕРОВ И ПАРТИЯ СОЦИАЛЬНОЙ СПРАВЕДЛИВОСТИ	—	1,874,798
Party of Russia's Rebirth–Russian Party of Life	Партия Возрождения России - Российская партия ЖИЗНИ	—	1,140,370

Continued on next page

2003 Legislative (lower house)

Party	Party_b	Party_c	Votes
People's Party	НАРОДНАЯ ПАРТИЯ Российской Федерации	—	714,689
Conceptual Party "Unity"	ЕДИНЕНИЕ	—	710,582
New Course — Automobile Russia	Новый курс - Автомобильная Россия	—	509,146
For a Holy Russia	За Русь Святую	—	298,790
Russian Ecological Party "The Greens"	Российская экологическая партия Зеленые	—	253,866
Development of Enterprise	Развитие предпринимательства	—	212,767
Great Russia – Eurasian Union	Великая Россия - Евразийский Союз	—	170,681
Genuine Patriots of Russia	Истинные патриоты России	—	149,152
Party of Peace and Unity	Партия Мира и Единства (ПМЕ)	—	148,922
United Russian Party Rus'	Объединенная Российская партия Русь	—	147,412
Democratic Party	Демократическая партия России	—	136,273
Russian Constitutional Democratic Party	Российская Конституционно-демократическая партия	—	113,175
Union of People for Education and Science	Партия СЛОН	—	107,432
People's Republican Party	Народно-республиканская партия России	—	80,410

2000 Presidential

Party	Party_b	Party_c	Votes
PUTIN, Vladimir	Independent	ПУТИН Владимир Владимирович	38,412,731
ZYUGANOV, Gennady	Communist Party	ЗЮГАНОВ Геннадий Андреевич	21,291,308
JAVLINSKIJ, Grigorij	Yabloko	ЯВЛИНСКИЙ Григорий Алексеевич	4,222,932
TULEYEV, Aman	Independent	ТУЛЕЕВ Аман-Гельды Молдагазыевич	2,167,556
ZHIRINOVSKY, Vladimir	Liberal Democratic Party	ЖИРИНОВСКИЙ Владимир Вольфович	1,960,580
TITOV, Konstantin	Independent	ТИТОВ Константин Алексеевич	1,089,859
PAMFILOVA, Ella	For Civic Dignity	ПАМФИЛОВА Элла Александровна	736,546
GOVORUCHIN, Stanislav	Independent	ГОВОРУХИН Станислав Сергеевич	321,088
SKURATOV, Yury	Independent	СКУРАТОВ Юрий Ильич	310,460
PODBEREZKIN, Alexey	Spiritual Heritage	ПОДБЕРЕЗКИН Алексей Иванович	95,209
DZHABRAILOV, Umar	Power of Reason	ДЖАБРАИЛОВ Умар Алиевич	53,670

85.6 Electoral Geography

0

Electoral Units in 2024 | Geometry Type: Thiessen | Spatial Units: 75,541 (Years also geocoded at this level: 2012, 2016, 2018, 2021)

86 Senegal

86.1 Notes

- Election data are incomplete; Thiessen polygons generated within department boundaries for completed reports.
- Smallest physical unit: Polling Station

86.2 Data Source(s)

- Conseil Constitutionnel

86.3 Elections Summary

Elections Summary

Year	Election Type	Data Units	Spatial Units	% Geocoded
2024	Legislative (unicameral)	10932	1641	99.6%

86.4 Sample Electoral Units

Sample Electoral Units

Year	Type	NAME1	NAME1_b	NAME2	NAME3	NAME3_b
2024	Legislative (unicameral)	Ziguinchor	46	Ziguinchor	Ecole Francois Ntab	15550

Continued on next page

Sample Electoral Units

Year	Type	NAME1	NAME1_b	NAME2	NAME3	NAME3_b
2024	Legislative (unicameral)	Sedhiou	36	Sansamba	Bantangnima	11800
2024	Legislative (unicameral)	Thies	42	Thies Est	Ecole Parcelles Assainies Unite 1	14169
2024	Legislative (unicameral)	Keur-Massar	03	Yeumbeul Nord	Ecole Malika Recepteur	1961
2024	Legislative (unicameral)	Saint-Louis	33	Saint Louis	Ecole Goxumbacc	11157

Sample Electoral Units (continued 2/2)

NAME4	Lat.	Lon.
08	12.547	-16.266
01	12.803	-15.798
03	14.770	-16.934
10	14.786	-17.312
01	16.043	-16.507

86.5 Aggregate Election Results

2024 Legislative (unicameral)

Party	Votes
Patriots of Senegal	1,470,436
Sàmm Sa Kàddu	186,041
Jàmm ak Njariñ	183,175
The March of the Territories / Andu Nawlé	42,904
Kiraay ak Natangue	19,730
Sénégaal Kese	18,660
Bës Du Ñakk	14,998
And Liggey Sunu Rew	13,196
ALSAR Sénégal	13,147
And Beesal Sénégal	12,618
Dëkkal Teranga	12,186
And Suxali Production, Transport and Commerce	11,380
Jubanti Senegal	11,335
Farlu	10,034
And Doolel Liguey Kat Yi	9,733
Sopi Senegal	9,690
Gox Yu Bess	9,598
Together for Senegal	9,428
Great Rally of Artisans of Senegal	8,932
Nafoore Senegal	8,126
National Alliance for the Fatherland	8,026
Samm Sunu Rew – Jotali Kaddu Askanwi	7,646
The Nationalists / Jël Linu Moom	7,477
Reincarnation of Values / Naataange	7,174
(U.N.I.T.E)	7,124
Manko Liggeeyal Sénégal	6,293
Takku Wallu Sénégal	6,223
Dundu Leneen	6,140
Sopi Coalition	6,071
Xaal Yoon	5,626
Actions	5,517

Continued on next page

2024 Legislative (unicameral)

Party	Votes
Union Naatall Kaaw-Gui	4,851
Private Sector	4,620
Parti Garap-ADS	4,512
Union of Patriotic Groups	4,269
Wareef	4,018
Défar Sa Gokh	3,796
Alliance Jëf Jël	3,507
Bunt Bi	3,081
Sàmm Sa Gàfaka! Sàmm Sa Ëllëg!	2,723
AKS	200

86.6 Electoral Geography

0

Electoral Units in 2024 | Geometry Type: Thiessen | Spatial Units: 1,570

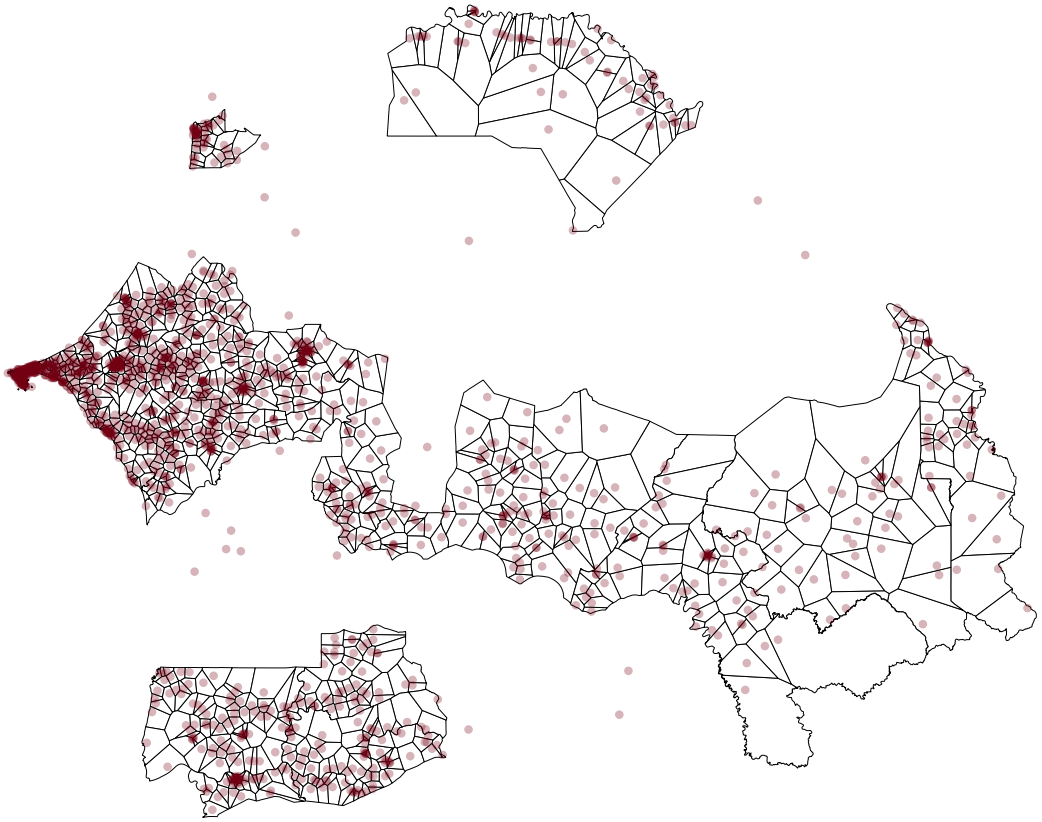

87 Serbia

87.1 Notes

- Smallest physical unit: Polling Station

87.2 Data Source(s)

- Републички завод за статистику Србиꟾе (Statistical Office of the Republic of Serbia)

87.3 Elections Summary

Elections Summary

Year	Election Type	Data Units	Spatial Units	% Geocoded
2022	Legislative (unicameral)	8267	0	0.0%
2022	Presidential	8267	0	0.0%
2020	Legislative (unicameral)	8433	0	0.0%
2017	Presidential	8396	5254	98.7%
2016	Legislative (unicameral)	8364	0	0.0%
2014	Legislative (unicameral)	8387	0	0.0%
2012	Presidential	8391	0	0.0%
2008	Legislative (unicameral)	8525	0	0.0%
2008	Presidential	8573	0	0.0%
2007	Legislative (unicameral)	8462	0	0.0%
2004	Presidential	8586	0	0.0%
2003	Legislative (unicameral)	8589	0	0.0%
2003	Presidential	8577	0	0.0%
2002	Presidential	8615	0	0.0%
2000	Legislative (unicameral)	8170	0	0.0%

87.4 Sample Electoral Units

Sample Electoral Units

Year	Type	NAME1	NAME1_b	NAME2	NAME2_b	NAME3
2022	Legislative (unicameral)	Нишавски Округ	20	Дo☒евац	70513	12
2022	Legislative (unicameral)	Поморавски Округ	13	Параћин	70904	52
2022	Legislative (unicameral)	Подунавски Округ	10	Смедеревска Паланка	71102	25
2022	Legislative (unicameral)	Град Београд	00	Нови Београд	70181	32
2022	Legislative (unicameral)	Рашки Округ	18	Крaљево	70653	64
2022	Presidential	Севернобачки Округ	01	Суботица	80438	49
2022	Presidential	Пиротски Округ	22	Пирот	70939	9
2022	Presidential	☒ужнобачки Округ	06	Нови Сад	89010	89
2022	Presidential	Шумадиjски Округ	12	Аранђеловац	70033	36
2022	Presidential	Рашки Округ	18	Крaљево	70653	13
2020	Legislative (unicameral)	Браничевски Округ	11	Велико Иште	70394	26
2020	Legislative (unicameral)	Борски Округ	14	Неготин	70840	4
2020	Legislative (unicameral)	Расински Округ	19	Крушевац	70670	94
2020	Legislative (unicameral)	☒ужнобанатски Округ	04	Панчево	80314	57

Continued on next page

Sample Electoral Units

Year	Type	NAME1	NAME1_b	NAME2	NAME2_b	NAME3
2020	Legislative (unicameral)	Мачвански Округ	08	Крупа□	70661	28
2017	Presidential	Колубарски Округ	09	Ва□ево	70360	98
2017	Presidential	Расински Округ	19	Брус	70343	3
2017	Presidential	Иностранство	33	Шва□царска	33031	51
2017	Presidential	□абланички Округ	23	Лесковац	70726	183
2017	Presidential	Нишавски Округ	20	Ража□	71005	15
2016	Legislative (unicameral)	Рашки Округ	18	Нови Пазар	70874	23
2016	Legislative (unicameral)	Нишавски Округ	—	Меди□ана	71331	31
2016	Legislative (unicameral)	Шумади□ки Округ	12	Рача	71013	17
2016	Legislative (unicameral)	Град Београд	00	Младеновац	70173	10
2016	Legislative (unicameral)	Златиборски Округ	16	Пожега	70955	6
2014	Legislative (unicameral)	Браничевски Округ	11	Жабари	70521	5
2014	Legislative (unicameral)	Средо□анатски Округ	02	Нова Цр□а	80250	8
2014	Legislative (unicameral)	Нишавски Округ	20	Сврљиг	71064	17
2014	Legislative (unicameral)	□ужнобанатски Округ	04	Пландиште	80349	14
2014	Legislative (unicameral)	Браничевски Округ	11	Кучево	70696	9

Continued on next page

Sample Electoral Units

Year	Type	NAME1	NAME1_b	NAME2	NAME2_b	NAME3
2012	Presidential	Јужнобачки Округ	06	Сремски Карловци	80411	2
2012	Presidential	Браничевски Округ	11	Жагубица	70530	11
2012	Presidential	Нишавски Округ	—	Нови Сад	80284	82
2012	Presidential	Нишавски Округ	20	Палилула	71323	16
2012	Presidential	Мачвански Округ	08	Коцељева	70637	21
2008	Legislative (unicameral)	Моравички Округ	17	Горњи Милановац	70483	53
2008	Legislative (unicameral)	Јужнобачки Округ	06	Жабаљ	80136	4
2008	Legislative (unicameral)	Град Београд	00	Чукарица	70254	93
2008	Legislative (unicameral)	Мачвански Округ	08	Мали Зворник	70793	10
2008	Legislative (unicameral)	Златиборски Округ	16	Ужице	71145	35
2008	Presidential	Јужнобанатски Округ	04	Алибунар	80039	15
2008	Presidential	Расински Округ	19	Александровац	70017	59
2008	Presidential	Поморавски Округ	13	Деспотовац	70491	18
2008	Presidential	Пиротски Округ	22	Бабушница	70050	16
2008	Presidential	Шумадијски Округ	12	Аранђеловац	70033	28
2007	Legislative (unicameral)	Пчињски Округ	24	Врање	70432	101
2007	Legislative (unicameral)	Јужнобачки Округ	06	Бечин	80101	2

Continued on next page

Sample Electoral Units

Year	Type	NAME1	NAME1_b	NAME2	NAME2_b	NAME3
2007	Legislative (unicameral)	Топлички Округ	21	Прокупⷥе	70998	28
2007	Legislative (unicameral)	Нишавски Округ	20	Сврⷧиг	71064	13
2007	Legislative (unicameral)	Браничевски Округ	11	Мало Црниⷧе	70807	23
2004	Presidential	Нишавски Округ	—	Алексинац	70025	81
2004	Presidential	Расински Округ	—	Трстеник	71170	25
2004	Presidential	Борски Округ	—	Неготин	70840	1
2004	Presidential	Подунавски Округ	—	Смедерево	71099	72
2004	Presidential	Пчиⷧски Округ	—	Буⷧановац	70351	36
2003	Legislative (unicameral)	Колубарски Округ	09	Лаⷧковац	70700	3
2003	Legislative (unicameral)	Западнобачки Округ	05	Апатин	80047	11
2003	Legislative (unicameral)	Севернобанатски Округ	03	Кикинда	80209	19
2003	Legislative (unicameral)	ⷶужнобанатски Округ	04	Ковин	80225	14
2003	Legislative (unicameral)	Златиборски Округ	16	Приⷧепоⷧе	70980	57
2003	Presidential	Топлички Округ	21	Куршумлиⷧа	70688	21
2003	Presidential	Подунавски Округ	10	Смедеревска Паланка	71102	48

Continued on next page

Sample Electoral Units

Year	Type	NAME1	NAME1_b	NAME2	NAME2_b	NAME3
2003	Presidential	Моравички Округ	17	Гор☒и Милановац	70483	66
2003	Presidential	Расински Округ	19	Крушевац	70670	16
2003	Presidential	Моравички Округ	17	Лучани	70742	25
2002	Presidential	Топлички Округ	21	Блаце	70262	1
2002	Presidential	Мачвански Округ	08	Владимирци	70408	39
2002	Presidential	Сремски Округ	07	Ин☒и☒а	80179	15
2002	Presidential	Рашки Округ	18	Кра☒ево	70653	80
2002	Presidential	☒ужнобачки Округ	06	Нови Сад	80284	57
2000	Legislative (unicameral)	Сремски Округ	—	Ин☒и☒а	80179	Novi Karlovci 2, O[”Slobodan Baji} -Paja”
2000	Legislative (unicameral)	☒ужнобанатски Округ	—	Алибунар	80039	Banatski Karlovac 5, Sportski centar
2000	Legislative (unicameral)	Браничевски Округ	—	Велико Иште	70394	Doqa{nica, O[Doqa{nica
2000	Legislative (unicameral)	Град Београд	—	Стари	70246	, Zajednica jugoslskih po{ta, Palmoti}eva 2
2000	Legislative (unicameral)	Град Београд	—	Чукарица	70254	Blagoja Parovi}a 1, Stankom agencija, Blagoja Parovi}a 23

Sample Electoral Units (continued 2/2)

	NAME3_b	Lat.	Lon.
	—	—	—
	—	—	—
	—	—	—
	—	—	—
	—	—	—
	—	—	—
	—	—	—
	—	—	—
	—	—	—
	—	—	—
	—	—	—
	—	—	—
	—	—	—
	—	—	—
	—	—	—
	—	44.343	19.724
	—	43.301	20.886
	ГЕНЕРАЛНИ КОНЗУЛАТ РСЦИРИХ	—	—
	—	42.885	22.102
	—	43.659	21.584
	—	—	—
	—	—	—
	—	—	—
	—	—	—
	—	—	—
	—	—	—
	—	—	—
	—	—	—
	—	—	—
	—	—	—
	—	—	—
	—	—	—

Continued on next page

Sample Electoral Units (continued 2/2)

	NAME3_b	Lat.	Lon.
	—	—	—
	—	—	—
	—	—	—

Sample Electoral Units (continued 2/2)

	NAME3_b	Lat.	Lon.
	—	—	—
	—	—	—
	—	—	—
	—	—	—
	—	—	—
	—	—	—
	—	—	—
	—	—	—
	—	—	—

87.5 Aggregate Election Results

2022 Presidential

Party	Party_b	Party_c	Votes
VUČIĆ, Aleksandar	Together We Can Do Everything	В У Ч И□, А л е к с а н д а р	2,204,716
PONOŠ, Zdravko	United for the Victory of Serbia	П О Н О Ш, З д р а в к о	692,583
JOVANOVIĆ, Miloš	NationaL Democratic Alliance	□О В А Н О В И□, д р М и л о ш	225,517
OBRADOVIĆ, Boško	Dveri - POKS	О Б Р А Д О В И□, Б о ш к о	164,629
STAMENKOVSKI, Milica Đurđević	Serbian Party Oathkeepers	С Т А М Е Н К О В С К И, М и л и ц а □ у р □ е в и □	160,106
STOJKOVIĆ, Biljana	We Must	С Т О □ К О В И □, Б и □ а н а	120,996
STAMENKOVIĆ, Branka	Sovereignists	С Т А М Е Н К О В И □, Б р а н к а	76,669
VACIĆ, Miša	Serbian Right	В А Ц И □, М и ш а	32,823

2022 Legislative (unicameral)

Party	Party_b	Party_c	Votes
Together We Can Do Everything	АЛЕКСАНДАР ВУЧИ – Заједно можемо све	—	1,619,711
United for the Victory of Serbia	МАРИНИКА ТЕПИ – УЈЕДИЊЕНИ ЗА ПОБЕДУ СРБИЈЕ	—	516,071
SPS - JS - ZS	ИВИЦА ДАЧИЋ-ПРЕМИЈЕР СРБИЈЕ	—	433,310
National Democratic Alternative	ДР МИЛОШ ЈОВАНОВИЋ - НАДА ЗА СРБИЈУ	—	203,781
We Must	МОРАМО – АКЦИЈА – ЕКОЛОШКИ УСТАНАК – НЕ ДАВИМО БЕОГРАД	—	176,501
Dveri - POKS	СРПСКИ ПОКРЕТ ДВЕРИ - ПОКС	—	144,271
Serbian Party Oathkeepers	МИЛИЦА ЂУРЂЕВИЋ СТАМЕНКОВСКИ - СРПСКА СТРАНКА ЗАВЕТНИЦИ	—	140,754
Sovereignists	СУВЕРЕНИСТИ – ДЈБ, ЗС, ЖЗС	—	85,911
Serbian Radical Party	ДР ВОЈИСЛАВ ШЕШЕЉ – СРПСКА РАДИКАЛНА СТРАНКА	—	81,679
SDS - Nova	БОРИС ТАДИЋ – АЉМО ЂУДИ	—	63,260
Alliance of Vojvodina Hungarians	САВЕЗ ВОЈВОЂАНСКИХ МАЂАРА-ИШТВАН ПАСТОР	—	60,274
Justice and Reconciliation Party	МУФТИЋИН АМАНЕТ – СТРАНКА ПРАВДЕ И ПОМИРЕЊА	—	33,428
Stolen Babies	ОТЕТЕ БЕБЕ АНА ПЕЋИЋ	—	31,108
DSHV - ZZV	ЗАЈЕДНО ЗА ВОЈВОДИНУ - ВОЈВОЂАНИ	—	23,978

Continued on next page

2022 Legislative (unicameral)

Party	Party_b	Party_c	Votes
Party of Democratic Action of Sandžak	СДА САН□АКА – ДР СУЛЕ □МАН УГ□АНИН	—	20,369
Albanian Coalition of Preševo Valley	КОАЛИЦИ□А АЛБАНАЦА ДОЛИНЕ	—	10,160
Russian Minority Alliance	РУСКИ МА□ИНСКИ САВЕЗ	—	9,546
Roma Party	РОМСКА ПАРТИ□А – СР□ АНША□Н	—	6,362
Alternative for Changes	АЛТЕРНАТИВА ЗА ПРОМЕНЕ - АЛБАНСКА ДЕМОКРАТСКА АЛТЕРНАТИВА	—	3,261

2020 Legislative (unicameral)

Party	Party_b	Party_c	Votes
For Our Children	АЛЕКСАНДАР ВУЧИ□ – ЗА НАШУ ДЕЦУ	—	1,953,134
SPS - JS - ZS - KP	ИВИЦА ДАЧИ□ – "(СПС), ДРАГАН МАРКОВИ□ ПАЛМА – (□С)"	—	334,279
Serbian Patriotic Alliance	АЛЕКСАНДАР ШАПИ□ – ПОБЕДА ЗА СРБИ□У	—	123,375
For the Kingdom of Serbia	ЗА КРА□ЕВИНУ СРБИ□У – Жика Го□кови□	—	85,877
Enough is Enough	СУВЕРЕНИСТИ	—	73,929
Broom 2020	МЕТЛА 2020	—	72,077
Alliance of Vojvodina Hungarians	Савез во□во□анских Ма□ара – Иштван Пастор	—	71,893

Continued on next page

2020 Legislative (unicameral)

Party	Party_b	Party_c	Votes
Serbian Radical Party	Др ВО☒ИСЛАВ ШЕШЕ☒ – СРПСКА РАДИКАЛНА СТРАНКА	—	65,939
Movement of Free Citizens	СЕРГЕ☒ ТРИФУНОВИ☒ – ПОКРЕТ СЛОБОДНИХ ГРА☒АНА	—	50,733
Serbian Party Oathkeepers	Милица ☒урђевић Стаменковски – Српска странка Заветници	—	45,930
Health for the Victory (ZS - BS)	Милан Стаматовић-ЗДП – Драган ☒ивановић-БС-ЗС	—	33,427
Straight Ahead (SPP - DPM)	Академик Муамер Зукорли☒ – Само право – (СПП) – (ДПМ)	—	32,168
United Democratic Serbia	У☒ЕДИ☒ЕНА ДЕМОКРАТСКА СРБИ☒А	—	30,587
Albanian Democratic Alternative	“АЛБАНСКА ДЕМОКРАТСКА АЛТЕРНАТИВА – У☒ЕДИ☒ЕНА ДОЛИНА “	—	26,437
Party of Democratic Action of Sandžak	СДА Сан☒ака – др Сулеман Уг☒анин	—	24,676
Leviathan	ПОКРЕТ ЛЕВИ☒АТАН – ЖИВИМ ЗА СРБИ☒У	—	22,687
1 of 5 million	Група гра☒ана: 1 од 5 милиона	—	20,255
Coalition for Peace	Чедомир ☒ивановић – КОАЛИЦИ☒А ЗА МИР	—	10,156
People’s Bloc (NS – NSP)	НАРОДНИ БЛОК – Велимир Или☒ – генерал Момир Сто☒новић	—	7,873
May the Masks Fall (ZS – NS)	НЕК МАСКЕ ПАДНУ – Зелена странка - Нова странка	—	7,798

Continued on next page

2020 Legislative (unicameral)

Party	Party_b	Party_c	Votes
Russian Party	РУСКА СТРАНКА – СЛОБОДАН НИКОЛИ☒	—	6,295

2017 Presidential

Party	Party_b	Party_c	Votes
VUČIĆ, Aleksandar	Serbian Progressive Party	ВУЧИ☒, Александар	2,012,788
JANKOVIĆ, Saša	Independent	☒АНКОВИ☒, Саша	597,728
MAKSIMOVIĆ, Luka	Independent	МАКСИМОВИ☒, Лука	344,498
JEREMIĆ, Vuk	Independent	☒ЕРЕМИ☒, Вук	206,676
ŠEŠELJ, Vojislav	Serbian Radical Party	ШЕШЕ☒, др Во☒ислав	163,802
OBRADOVIĆ, Boško	Dveri	ОБРАДОВИ☒, Бошко	83,523
RADULOVIĆ, Saša	Enough is Enough	РАДУЛОВИ☒, Саша	51,651
STAMATOVIĆ, Milan	Independent	СТАМАТОВИ☒, Милан	42,193
ČANAK, Nenad	League of Social Democrats of Vojvodina	ЧАНАК, Ненад	41,070
POPOVIĆ, Aleksandar	Democratic Party of Serbia	ПОПОВИ☒, проф. др Александар	38,167
PAROVIĆ, Miroslav	People's Freedom Movement	ПАРОВИ☒, Мирослав	11,540

2016 Legislative (unicameral)

Party	Party_b	Party_c	Votes
Serbia is Winning	АЛЕКСАНДАР ВУЧИ☒ – СРБИ☒А ПОБЕ☒У☒Е	—	1,822,738

Continued on next page

2016 Legislative (unicameral)

Party	Party_b	Party_c	Votes
SPS - JS - ZS	ИВИЦА ДАЧИ – "Социјалистичка партија Србије (СПС), Јединствена Србија (ЈС) – Драган Марковић Палма"	—	413,716
Serbian Radical Party	Др ВОЈИСЛАВ ШЕШЕЉ – СРПСКА РАДИКАЛНА СТРАНКА	—	305,919
For a Just Serbia (DS - NS - RS - DSHV - ZZS - ZZŠ)	ЗА ПРАВЕДНУ СРБИЈУ – ДЕМОКРАТСКА СТРАНКА (НОВА, ДСХВ, ЗЗС)	—	227,521
Enough is Enough	ДОСТА ЈЕ БИЛО – САША РАДУЛОВИЋ	—	227,416
Dveri–Democratic Party of Serbia	ДВЕРИ – ДЕМОКРАТСКА СТРАНКА СРБИЈЕ – САНДА РАШКОВИЋ ИВИЋ – БОШКО ОБРАДОВИЋ	—	190,449
Alliance for a Better Serbia (LDP - LSV - SDS)	БОРИС ТАДИЋ, ЧЕДОМИР ЈОВАНОВИЋ – САВЕЗ ЗА БОЉУ СРБИЈУ – Либерално демократска партија, Лига социјалдемократа Војводине, Социјалдемократска странка	—	189,537
VMSZ–VMDP	Vajdasági Magyar Szövetség – Pásztor István – Савез војвођанских Мађара – Иштван Пастор	—	56,619
Serbia for All of Us (PLS - PZP - NUPS - SDU)	Борко Стефановић – Србија за свенас	—	35,696

Continued on next page

2016 Legislative (unicameral)

Party	Party_b	Party_c	Votes
Bosniak Democratic Union of Sandžak	МУАМЕР ЗУКОРЛИ / MUAMER ZUKORLIĆ – БОШЊАЧКА ДЕМОКРАТСКА ЗАЈЕДНИЦА САНЏАКА / BOŠNJAČKA DEMOKRATSKA ZAJEDNICA SANDŽAKA	—	32,147
Party of Democratic Action of Sandžak	SDA Sandžaka – Dr. Sulejman Ugljanin СДА Санџака – Др Сулејман Угљанин	—	30,075
For A Free Serbia – Oathkeepers	За слободну Србију – ЗАВЕТНИЦИ – Милица Јуревић	—	27,671
Green Party	ЗЕЛЕНА СТРАНКА	—	23,887
Out of Spite - United for Serbia - National Alliance	УИНАТ – СЛОЖНО ЗА СРБИЈУ – НАРОДНИ САВЕЗ	—	17,524
Party for Democratic Action	ПАРТИЈА ЗА ДЕМОКРАТСКО ДЕЛОВАЊЕ – АРДИТА СИНАНИ PARTIA PËR VEPRIM DEMOKRATIK – ARDITA SINANI	—	16,262
Russian Party	РУСКА СТРАНКА – СЛОБОДАН НИКОЛИЋ	—	13,776
Citizen's Group - For Serb Revival	Група грађана ЗА ПРЕПОРОД СРБИЈЕ – Проф. др СЛОБОДАН КОМАЗЕЦ	—	13,258
Serbo-Russian Movement	СРПСКО РУСКИ ПОКРЕТ – СЛОБОДАН ДИМИТРИЈЕВИЋ	—	10,016
Dialogue - Youth with a Stance	ДИЈАЛОГ – МЛАДИ СА СТАВОМ – СТАНКО ДЕБЕЉАКОВИЋ	—	7,742
Republican Party	Републиканска странка – Republikánus párt – Никола Сандуловић	—	4,522

2014 Legislative (unicameral)

Party	Party_b	Party_c	Votes
Future We Believe In	АЛЕКСАНДАР ВУЧИ☒ - СНС, СДПС, НС, СПО, ПС	—	1,736,539
SPS - PUPS - JS	ИВИЦА ДАЧИ☒ - СПС, ПУПС, ☒С	—	484,522
For a Democratic Serbia (DS - Nova - DSHV - BS)	СА ДЕМОКРАТСКОМ СТРАНКОМ ЗА ДЕМОКРАТСКУ СРБИ☒У	—	216,571
NDS - Z - LSV - ZZS	БОРИС ТАДИ☒ - НДС, ЛСВ, ЗЗС, ВМДК, ЗЗВ, ДЛР	—	204,705
Democratic Party of Serbia	ДЕМОКРАТСКА СТРАНКА СРБИ☒Е - ВО☒ИСЛАВ КОШТИНИЦА	—	152,376
Dveri	ДВЕРИ - БОШКО ОБРАДО ВИ☒	—	128,375
LDP - BDZS - SDU	ЧЕДОМИР ☒ОВАНОВИ☒ - ЛДП, БДЗС, СДУ	—	120,665
United Regions of Serbia	У☒ЕДИ☒ЕНИ РЕГИОНИ СРБИ☒Е - МЛА☒АН ДИНКИ☒	—	109,164
Alliance of Vojvodina Hungarians	САВЕЗ ВО☒ВО☒АНСКИХ МА☒АРА - ИШТВАН ПАСТОР	—	75,293
Enough is Enough	ДОСТА ☒Е БИЛО - САША РАДУЛОВИ☒	—	74,913
Serbian Radical Party	СРПСКА РАДИКАЛНА СТРАНКА - ДР ВО☒ИСЛАВ ШЕШЕ☒	—	72,253
Party of Democratic Action of Sandžak	СДА САН☒АКА - ДР СУЛЕ ☒МАН УГ☒АНИН	—	35,140
Party for Democratic Action	ПАРТИ☒А ЗА ДЕМОКРАТСКО ДЕЛОВА☒Е - РИЗА ХАЛИМИ	—	24,301
Third Serbia	ТРЕ☒А СРБИ☒А - ЗА СВЕ ВРЕДНЕ ☒УДЕ	—	16,201

Continued on next page

2014 Legislative (unicameral)

Party	Party_b	Party_c	Votes
Russian Party	РУСКА СТРАНКА - СЛОБОДАН НИКОЛИ	—	6,547
Montenegrin Party - Communist Party	ЦРНОГОРСКА ПАРТИ А - ОСИП БРОЗ	—	6,388
Patriotic Front	ГРУПА ГРА АНА "ПАТРИОТСКИ ФРОНТ"	—	4,513
All Together	ЛИСТА НАЦИОНАЛНИХ З А ЕДНИЦА - ЕМИР ЕЛФИ	—	3,982
RDS - SDS	КОАЛИЦИ А ГРА АНА С ВИХ НАРОДА И НАРОДНОСТИ	—	3,182

2012 Presidential - Second Round

Party	Party_b	Party_c	Votes
NIKOLIĆ, Timoslav	Let's Get Serbia Moving	Покренимо Србиу - Томислав Николи	1,551,797
TADIĆ, Boris	Choice for a Better Life	Избор за бои живот - Борис Тади	1,481,654

2012 Presidential - First Round

Party	Party_b	Party_c	Votes
NIKOLIĆ, Timoslav	Let's Get Serbia Moving	Покренимо Србиу - Томислав Николи	940,487

Continued on next page

2012 Presidential - First Round

Party	Party_b	Party_c	Votes
TADIĆ, Boris	Choice for a Better Life	Избор за бо⊠и живот - Борис Тади⊠	863,064
DAČIĆ, Ivica	SPS - PUPS - JS	Ивица Дачи⊠ - "Соци⊠алистичка парти⊠а Срби⊠е (СПС), Парти⊠а у⊠еди⊠ених пензионера Срби⊠е (ПУПС), ⊠единствена Срби⊠а (⊠С)"	567,602
KOŠTUNICA, Vojislav	Democratic Party of Serbia	Демократска странка Срби⊠е - Во⊠ислав Коштуница	273,443
JOVANOVIĆ, Čedomir	U-Turn Coalition	Чедомир ⊠ованови⊠ - Преокрет	255,493
DINKIĆ, Mlađan	United Regions of Serbia	У⊠еди⊠ени региони Срби⊠е - Мла⊠ан Динки⊠	215,651
ŠEŠELJ, Jadranka	Serbian Radical Party	Српска радикална странка - др Во⊠ислав Шеше⊠	180,503
GLIŠIĆ, Vladan	Dveri	Двери за живот Срби⊠е	169,512
PÁSZTOR, István	Alliance of Vojvodina Hungarians	Савез во⊠о⊠анских Ма⊠ара - Иштван Пастор	68,318
DRAGIŠIĆ, Zoran	Independent	Покрет радника и се⊠ака	57,195
BROZ, Josip	Communist Party	Комунистичка парти⊠а - ⊠осип Броз	28,971
Ugljanin, Sulejman	Party of Democratic Action of Sandžak	Странка демократске акци⊠е Сан⊠ака - др Суле⊠ман Уг⊠анин	27,702

Continued on next page

2012 Presidential - First Round

Party	Party_b	Party_c	Votes
ELFIĆ, Emir	All Together	Све заједно: БДЗ, ГСМ, ДЗХ, ДЗВМ, Словачка странка - Емир Елфић	24,959
TULIMIROVIC, Nikola	None of the Above	Ниједан од понуђених одговора	22,897
LEKOVIĆ, Nebojša	Social Democratic Union	Социјалдемократски савез - Небојша Лековић	16,564
HALIMI, Riza	Albanian Coalition of Preševo Valley	Коалиција Албанаца Прешевске долине	13,384
VIŠNJIĆ, Milan	Reformist Party	Реформистичка странка - проф. др Милан Вишић	8,866
STEVOVIĆ, Nenad	Montenegrin Party	Црногорска партија - Ненад Стевовић	3,855

2008 Presidential - Second Round

Party	Party_b	Party_c	Votes
TADIĆ, Boris	Democratic Party of Serbia	ТАДИЋ, Борис	2,302,531
NIKOLIĆ, Timoslav	Serbian Radical Party	НИКОЛИЋ, Томислав	2,195,676

2008 Presidential

Party	Party_b	Party_c	Votes
TADIĆ, Boris	Democratic Party of Serbia	Т А Д И☒, Б о р и с	2,302,531
NIKOLIĆ, Timoslav	Serbian Radical Party	Н И К О Л И☒, Т о м и с л а в	2,195,676
NIKOLIĆ, Timoslav	Serbian Radical Party	Н И К О Л И☒, Т о м и с л а в	1,640,933
TADIĆ, Boris	Democratic Party of Serbia	Т А Д И☒, Б о р и с	1,454,589
ILIĆ, Velimir	New Serbia - DDS - SPO	И Л И☒, В е л и м и р	305,416
MRKONJIĆ, Milutin	Socialist Party of Serbia	М Р К О☒И☒, М и л у т и н	245,767
JOVANOVIĆ, Čedomir	Liberal Democratic Party	☒О В А Н О В И☒, Ч е д о м и р	219,290
PÁSZTOR, István	Hungarian Coalition	П А С Т О Р, И ш т в а н	92,985
KARIĆ, Milanka	Strength of Serbia Movement	К А Р И☒, М и л а н к а	40,252
RISTIČEVIĆ, Marijan	People's Peasant Party	Р И С Т И Ч Е В И☒, М а р и☒ а н	18,470
DOBRIČANIN, Jugoslav	Reformist Party	Д О Б Р И Ч А Н И Н, ☒ у г о с л а в	11,865

2008 Legislative (unicameral)

Party	Party_b	Party_c	Votes
For a European Serbia	FOR EUROPEAN SERBIA - BORIS TADIĆ	—	1,576,901
Serbian Radical Party	Serbian Radical Party - Dr. Vojislav Šešelj	—	1,191,282
Democratic Party of Serbia - New Serbia	Democratic Party of Serbia - New Serbia - Vojislav Koštunica	—	472,172
Socialist Party of Serbia - Party of United Pensioners of Serbia - United Serbia	Socialist Party of Serbia - Party of United Pensioners of Serbia - United Serbia	—	310,967
Liberal Democratic Party	LIBERAL DEMOCRATIC PARTY - CEDOMIR JOVANOVIĆ	—	214,892
Hungarian Coalition	HUNGARIAN COALITION - IŠTVAN PASTOR	—	74,771

Continued on next page

2008 Legislative (unicameral)

Party	Party_b	Party_c	Votes
Bosniak List for a European Sandžak	BOSNIA'S LIST FOR THE EUROPEAN SANDJAK - DR SULEJMAN UGLJANIN	—	37,950
Strength of Serbia Movement	The STRENGTH OF SERBIA movement - Bogoljub Karić	—	21,771
Albanian Coalition of Preševo Valley	COALITION OF ALBANIANS OF PREŠEVA VALLEY	—	16,781
People's Peasant Party	LET THE VILLAGE ASK - People's Peasant Party - Marijan Risticevic	—	11,914
Reformist Party	Reformist Party - Dr. Aleksandar Višnjić	—	10,470
Roma Party	ROMA PARTY - SRDJAN SHAJN	—	8,925
My Serbia Movement	My Serbia Movement - Branislav Lečić	—	8,797
United Vlachs of Serbia	UNITED VLASI OF SERBIA - Dr. Predrag Balašević	—	6,872
Civic Initiative of Gora	CITIZEN INITIATIVE OF GORANAC - GIG	—	5,254
Romas for Roma	ROMA FOR ROMA - MILOŠ PAUNKOVIĆ	—	5,034
Roma Union of Serbia	ROMA UNION OF SERBIA - DR RAJKO ĐURIĆ	—	4,681
Vojvodina's Party	Vojvodina Party coalition - Igor Kurjački, MSc	—	4,188
People's Movement for Serbia	People's movement for Serbia - Milan Paroški	—	3,768
Montenegrin Party	MONTENEGRO PARTY - NENAD STEVOVIĆ	—	2,878
Alliance of Bačka Bunjevci	UNION OF BUNJEVAC OF BAC - MIRKO BAJIĆ	—	2,018
Patriotic Party of the Diaspora	PATRIOTIC STRENGTH OF DIASPORA - ZORAN MILINKOVIĆ	—	1,943

2007 Legislative (unicameral)

Party	Party_b	Party_c	Votes
Serbian Radical Party	Српска радикална странка-др Војислав Шешеј	—	1,148,649
Democratic Party	Демократска странка-Борис Тадић	—	912,732
Democratic Party of Serbia - New Serbia	Демократска странка Србије-Нова Србија-др Војислав Коштуница	—	664,412
G17 Plus	Г 17 плус-Млађан Динкић	—	274,696
Socialist Party of Serbia	Социјалистичка партија Србије	—	227,169
Liberal Democratic Party	Либерално демократска партија-Грађански савез Србије-Социјалдемократска унија-Лига социјалдемократа Војводине-Чедомир Јовановић	—	213,734
Serbian Renewal Movement	Српски покрет обнове-Вук Драшковић	—	133,611
PUPS - SDP	Партија уједињених пензионера Србије (ПУПС)-др Јован Кркобабић и Социјалдемократска партија (СДП)-др Небојша Човић	—	125,222
Strength of Serbia Movement	Покрет снага Србије-Богољуб Карић	—	69,781
Alliance of Vojvodina Hungarians	Савез војвођанских Мађара-Ђожеф Каса	—	52,483

Continued on next page

2007 Legislative (unicameral)

Party	Party_b	Party_c	Votes
List for Sandžak	Коалиција Листа за Санџак-др Сулејман Угљанин	—	33,796
Roma Union of Serbia	Унија Рома Србије-др Рајко Ђурић	—	17,019
Albanian Coalition of Preševo Valley	Коалиција Албанаца Прешевске долине	—	16,952
Branko Pavlović — "Because It Has To Be Better"	Бранко Павловић-"За то што мора боље"	—	15,702
Roma Party	Ромска партија-Шаљ н Срђан	—	14,567
Hungarian Union Coalition	Коалиција Мађарска слога-Андраш Агоштон-др Пал Шандор	—	12,927
Vojvodina Parties	Коалиција "Војвођанске партије"-мр Игор Курјачки	—	7,347
Democratic Community of Serbia	Демократска заједница Србије-др Обрен Јоксимовић	—	5,424
Social Democracy	Социјалдемократија-Ненад Вукасовић	—	4,895
Reformist Party	Реформистичка странка-др Александар Вишић	—	1,876

2004 Presidential

Party	Party_b	Party_c	Votes
TADIĆ, Boris	Democratic Party	ТАДИЋ, Борис	1,681,528

Continued on next page

2004 Presidential

Party	Party_b	Party_c	Votes
NIKOLIĆ, Timoslav	Serbian Radical Party	НИКОЛИ☒, Томислав	1,434,068
NIKOLIĆ, Timoslav	Serbian Radical Party	НИКОЛИ☒, Томислав	954,339
TADIĆ, Boris	Democratic Party	ТАДИ☒, Борис	853,584
KARIĆ, Bogoljub	Citizens' Group	КАРИ☒, Богол☒уб	568,691
MARŠIĆANIN, Dragan	DSS - G17 Plus - SPO - NS	МАРШИ☒АНИН, Драган	414,971
DAČIĆ, Ivica	Socialist Party of Serbia	ДАЧИ☒, Ивица	125,952
KARAĐORĐEVIĆ, Jelisaveta	Citizens' Group: Initiative for a More Beautiful Serbia	КАРА☒ОР☒ЕВИ☒, ☒елис авета	62,737
DRECUN, Milovan	Serbian Revival	ДРЕЦУН, Милован	16,907
BATIĆ, Vladan	Christian Democratic Party	БАТИ☒, Владан	16,795
PELEVIĆ, Borislav	Party of Serbian Unity	ПЕЛЕВИ☒, Борислав	14,317
IVKOVIĆ, Branislav	Socialist People's Party	ИВКОВИ☒, Бранислав	13,980
ARANĐELOVIĆ, Ljiljana	United Serbia	АРАН☒ЕЛОВИ☒, ☒и☒ана	11,796
RISTIČEVIĆ, Marijan	People's Peasant Party	РИСТИЧЕВИ☒, Мари☒ан	10,198
ĐORĐEVIĆ, Dragan	Party of Serbian Citizens	☒ОР☒ЕВИ☒, Драган	5,785
JOVIĆ, Mirko	People's Radical Party - Serbia Diaspora - European Blok	☒ОВИ☒, Мирко	5,546
MILINKOVIĆ, Zoran	Patriotic Party of Diaspora	МИЛИНКОВИ☒, Зоран	5,442

2004 Presidential - First Round

Party	Party_b	Party_c	Votes
NIKOLIĆ, Timoslav	Serbian Radical Party	НИКОЛИ☒, Томислав	954,339
TADIĆ, Boris	Democratic Party	ТАДИ☒, Борис	853,584
KARIĆ, Bogoljub	Citizens' Group	КАРИ☒, Богол☒уб	568,691
MARŠIĆANIN, Dragan	DSS - G17 Plus - SPO - NS	МАРШИ☒АНИН, Драган	414,971
DAČIĆ, Ivica	Socialist Party of Serbia	ДАЧИ☒, Ивица	125,952
KARAĐORĐEVIĆ, Jelisaveta	Citizens' Group: Initiative for a More Beautiful Serbia	КАРА☒ОР☒ЕВИ☒, ☒елис авета	62,737
DRECUN, Milovan	Serbian Revival	ДРЕЦУН, Милован	16,907

Continued on next page

2004 Presidential - First Round

Party	Party_b	Party_c	Votes
BATIĆ, Vladan	Christian Democratic Party	Б А Т И☒, В л а д а н	16,795
PELEVIĆ, Borislav	Party of Serbian Unity	П Е Л Е В И☒, Б о р и с л а в	14,317
IVKOVIĆ, Branislav	Socialist People's Party	И В К О В И☒, Б р а н и с л а в	13,980
ARANĐELOVIĆ, Ljiljana	United Serbia	А Р А Н☒Е Л О В И☒, ☒и☒а н а	11,796
RISTIČEVIĆ, Marijan	People's Peasant Party	Р И С Т И Ч Е В И☒, М а р и☒а н	10,198
ĐORĐEVIĆ, Dragan	Party of Serbian Citizens	☒О Р☒Е В И☒, Д р а г а н	5,785
JOVIĆ, Mirko	People's Radical Party - Serbia Diaspora - European Blok	☒О В И☒, М и р к о	5,546
MILINKOVIĆ, Zoran	Patriotic Party of Diaspora	М И Л И Н К О В И☒, З о р а н	5,442

2003 Presidential

Party	Party_b	Party_c	Votes
NIKOLIĆ, Timoslav	Serbian Radical Party	Н И К О Л И☒, Т о м и с л а в	1,166,896
MIĆUNOVIĆ, Dragoljub	Democratic Opposition of Serbia	М И☒У Н О В И☒, п р о ф. д р Д р а г о☒у б	893,906
ILIĆ, Velimir	New Serbia	И Л И☒, В е л и м и р	229,229
RISTIČEVIĆ, Marijan	People's Peasant Party	Р И С Т И Ч Е В И☒, М а р и☒а н	72,105
TOMIĆ, Dragan	Socialist Party of Serbia	Т О М И☒, Д р а г а н С.	54,703
AVLIJAŠ, Radoslav	Democratic Fatherland Party	А В Л И☒А Ш, Р а д о с л а в	20,872

2003 Legislative (unicameral)

Party	Party_b	Party_c	Votes
Serbian Radical Party	Српска радикална странка — др Војислав Шешељ	—	1,056,256
Democratic Party of Serbia	Демократска странка Србије — Војислав Коштуница	—	678,031
Democratic Party coalition	Демократска странка — Борис Тадић	—	481,249
G17 Plus - SDP	Г 17 плус — Мирољуб Лабус	—	438,422
Serbian Renewal Movement - New Serbia	Српски покрет обнове — Нова Србија	—	293,082
Socialist Party of Serbia	Социјалистичка партија Србије — Слободан Милошевић	—	291,341
Together for Tolerance	Заједно за толеранцију — Чанак-Каса-Јаић	—	161,765
Democratic Alternative	Демократска алтернатива — Небојша Човић	—	84,463
For National Unity	За народно јединство	—	68,537
Otpor	Отпор	—	62,545
Independent Serbia	Самостална Србија — Владан Батић	—	45,211
Socialist People's Party	Српска напредна странка	—	27,596
Liberals of Serbia	Либерали Србије	—	22,852
Reformists – Social Democratic Party of Vojvodina–Serbia	Реформисти Војводине	—	19,464
Defense and Justice	Одбрана и правда	—	18,423

Continued on next page

2003 Legislative (unicameral)

Party	Party_b	Party_c	Votes
Business Force of Serbia and the Diaspora	Привредна снага Срби⊠е и ди⊠аспоре — Бранко Драгаш	—	14,113
Labour Party of Serbia	Лабуристичка парти⊠а Срби⊠е	—	4,666
Yugoslav Left	⊠угословенска левица - ⊠УЛ	—	3,771
Alliance of Serbs of Vojvodina	Савез Срба у Во⊠водини	—	3,015

2002 Presidential

Party	Party_b	Party_c	Votes
KOŠTUNICA, Vojislav	Democratic Party of Serbia	КОШТУНИЦА, Во⊠ислав	1,123,420
LABUS, Miroljub	Citizens' Group: Best for Serbia - Miroljub Labus	ЛАБУС, др Миро⊠уб	995,200
ŠEŠELJ, Vojislav	Serbian Radical Party	ШЕШЕ⊠, др Во⊠ислав	845,308
DRAŠKOVIĆ, Vuk	Serbian Renewal Movement	ДРАШКОВИ⊠, Вук	159,959
PELEVIĆ, Borislav	Party of Serbian Unity	ПЕЛЕВИ⊠, проф. Борислав	139,047
ŽIVOJINOVIĆ, Bata	Socialist Part of Serbia	ЖИВО⊠ИНОВИ⊠, Велимир-Бата	119,052
PAVKOVIĆ, Nebojša	Citizens' Group	ПАВКОВИ⊠, Небо⊠ша	75,662
IVKOVIĆ, Branislav-Bane	Citizens' Group: Socialists for Return to the Basics	ИВКОВИ⊠, проф. др Бранислав-Бане	42,853
OBRADOVIĆ, Vuk	Social Democracy	ОБРАДОВИ⊠, др Вук	26,050
LALOŠEVIĆ, Tomislav	Citizens' Group	ЛАЛОШЕВИ⊠, др Томислав	25,133
RADENOVIĆ, Dragan	Citizens' Group: Society of Free Citizens	РАДЕНОВИ⊠, др Драган	8,280

2000 Legislative (unicameral)

Party	Party_b	Party_c	Votes
Democratic Opposition of Serbia	Демократска опозиција Србије - др Војислав Коштуница	—	2,404,758
Socialist Party of Serbia	Социјалистичка партија Србије - Слободан Милошевић	—	516,326
Serbian Radical Party	Српска радикална странка - др Војислав Шешељ	—	322,615
Party of Serbian Unity	Странка српског јединства - професор Борислав Пелевић	—	200,052
Serbian Renewal Movement	Српски покрет обнове - Вук Драшковић - Вук Драшковић	—	141,401
Democratic Socialist Party	Демократска социјалистичка партија - Милорад Вучелић	—	31,973
Serbian Social Democratic Party	Српска социјал-демократска партија - Зоран Лилић	—	29,400
Yugoslav Left	Југословенска левица - ЈУЛ	—	14,324

87.6 Electoral Geography

0

Electoral Units in 2017 | Geometry Type: Thiessen | Spatial Units: 5,255

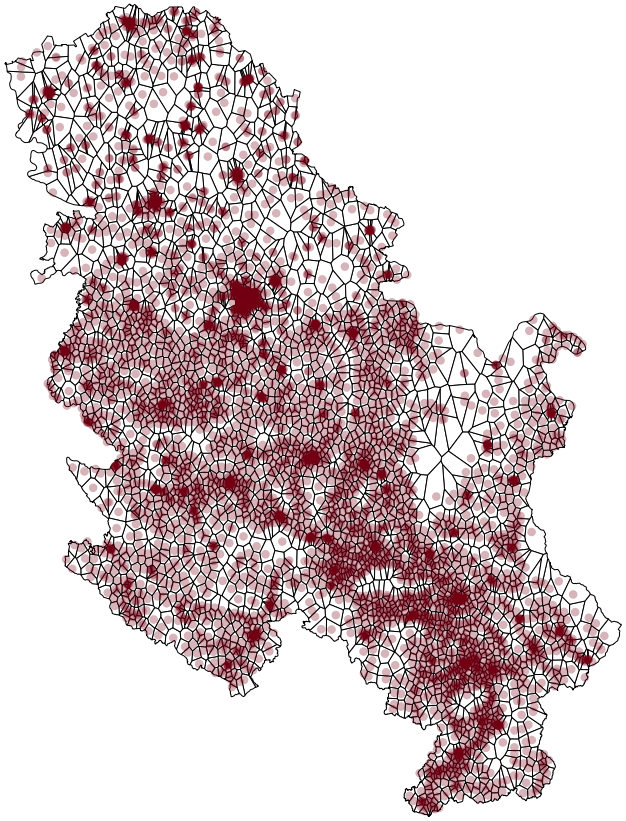

88 Singapore

88.1 Notes

- Smallest physical unit: Constituency

88.2 Data Source(s)

- Elections Department Singapore

88.3 Elections Summary

Elections Summary

Year	Election Type	Data Units	Spatial Units	% Geocoded
2020	Legislative (unicameral)	31	31	100.0%

88.4 Sample Electoral Units

Sample Electoral Units

Year	Type	NAME1	NAME2	Lat.	Lon.
2020	Legislative (unicameral)	North West	Bukit Panjang	1.377	103.773
2020	Legislative (unicameral)	North East	Tampines	1.359	103.942

Continued on next page

Sample Electoral Units

Year	Type	NAME1	NAME2	Lat.	Lon.
2020	Legislative (unicameral)	South East	Mountbatten	1.298	103.884
2020	Legislative (unicameral)	South West	West Coast	1.289	103.706
2020	Legislative (unicameral)	South East	MacPherson	1.324	103.886

88.5 Aggregate Election Results

2020 Legislative (unicameral)

Party	Votes
People's Action Party	1,527,491
Workers' Party	279,922
Progress Singapore Party	253,996
Singapore Democratic Party	111,054
National Solidarity Party	93,653
Peoples Voice	59,183
Reform Party	54,599
Singapore People's Party	37,998
Singapore Democratic Alliance	37,237
Red Dot United	31,260
People's Power Party	7,489
Independents	655

88.6 Electoral Geography

0

Electoral Units in 2020 | Geometry Type: Actual | Spatial Units: 31

89 Slovakia

89.1 Notes

- Smallest physical unit: Polling Station

89.2 Data Source(s)

- Štatistický úrad Slovenskej republiky

89.3 Elections Summary

Elections Summary

Year	Election Type	Data Units	Spatial Units	% Geocoded
2024	Presidential	5938	1563	100.0%
2023	Legislative (unicameral)	6013	1563	99.7%
2020	Legislative (unicameral)	5998	1563	100.0%
2019	Presidential	5940	1563	100.0%
2016	Legislative (unicameral)	5992	1563	100.0%

89.4 Sample Electoral Units

Sample Electoral Units

Year	Type	NAME1	NAME1_b	NAME2	NAME2_b	NAME3
2024	Presidential	Žilinský kraj	5	Martin	504	Turčianske Teplice
2024	Presidential	Košický kraj	8	Košice - okolie	802	Košice - okolie
2024	Presidential	Banskobystrický kraj	6	Veľký Krtíš	605	Veľký Krtíš
2024	Presidential	Trnavský kraj	2	Piešťany	203	Piešťany
2024	Presidential	Nitriansky kraj	4	Nové Zámky	404	Nové Zámky
2023	Legislative (unicameral)	Nitriansky kraj	4	Nitra	403	Nitra
2023	Legislative (unicameral)	Žilinský kraj	5	Námestovo	505	Tvrdošín
2023	Legislative (unicameral)	Košický kraj	8	Košice - okolie	802	Košice - okolie
2023	Legislative (unicameral)	Žilinský kraj	5	Martin	504	Martin
2023	Legislative (unicameral)	Košický kraj	8	Trebišov	806	Trebišov
2020	Legislative (unicameral)	Banskobystrický kraj	6	Veľký Krtíš	605	Veľký Krtíš
2020	Legislative (unicameral)	Bratislavský kraj	1	Senec	104	Senec
2020	Legislative (unicameral)	Košický kraj	8	Trebišov	806	Trebišov
2020	Legislative (unicameral)	Bratislavský kraj	1	Senec	104	Senec
2020	Legislative (unicameral)	Banskobystrický kraj	6	Zvolen	606	Krupina
2019	Presidential	Nitriansky kraj	4	Nitra	403	Zlaté Moravce
2019	Presidential	Košický kraj	8	Trebišov	806	Trebišov
2019	Presidential	Košický kraj	8	Košice	801	Košice II
2019	Presidential	Prešovský kraj	7	Prešov	705	Prešov
2019	Presidential	Prešovský kraj	7	Humenné	702	Humenné
2016	Legislative (unicameral)	Bratislavský kraj	1	Bratislava	1	Bratislava I

Continued on next page

Sample Electoral Units

Year	Type	NAME1	NAME1_b	NAME2	NAME2_b	NAME3
2016	Legislative (unicameral)	Banskobystrický kraj	6	Brezno	6	Brezno
2016	Legislative (unicameral)	Banskobystrický kraj	6	Rimavská Sobota	6	Revúca
2016	Legislative (unicameral)	Prešovský kraj	7	Humenné	7	Snina
2016	Legislative (unicameral)	Trnavský kraj	2	Trnava	2	Trnava

Sample Electoral Units (continued 2/2)

NAME3_b	NAME4	NAME4_b	NAME5	Lat.	Lon.
509	Turčianske Teplice	512729	3	48.862	18.860
806	Janík	521485	1	48.645	20.948
610	Čelovce	515922	1	48.209	19.349
204	Veľké Kostoľany	507709	2	48.510	17.723
404	Komjatice	503282	3	47.998	18.162
403	Lúčnica nad Žitavou	500470	2	48.218	18.285
510	Štefanov nad Oravou	510084	1	49.361	19.544
806	Janík	521485	1	48.645	20.948
506	Martin	512036	11	49.065	18.921
811	Trebišov	528099	7	48.623	21.721

Continued on next page

Sample Electoral Units (continued 2/2)

	NAME3_b	NAME4	NAME4_b	NAME5	Lat.	Lon.
	610	Suché Brezovo	516422	1	48.310	19.358
	108	Dunajská Lužná	545333	3	48.080	17.258
	811	Veľké Trakany	543896	1	48.392	22.095
	108	Ivanka pri Dunaji	507938	4	48.190	17.259
	605	Krupina	518557	5	48.358	19.064
	407	Červený Hrádok	555916	1	48.302	18.387
	811	Čierna	528285	1	48.623	21.721
	803	Košice - Západ	598224	8	48.648	21.194
	707	Podhorany	525022	1	49.080	21.356
	702	Víťazovce	520985	1	49.011	21.801
	101	Bratislava - Staré Mesto	528595	32	48.140	17.107
	603	Brezno	508497	10	48.806	19.644
	608	Sirk	526258	1	48.397	20.088
	709	Dlhé nad Cirochou	520161	1	48.983	22.157
	207	Boleráz	506818	2	48.467	17.494

89.5 Aggregate Election Results

2024 Presidential

Party	Party_b	Votes
PELLEGRINI, Peter	Voice – Social Democracy	2,243,973
KORČOK, Ivan	Independent	2,202,102
HARABIN, Štefan	Independent	264,579
FORRÓ, Krisztián	Hungarian Alliance	65,588
MATOVIČ, Igor	Slovakia	49,201
KUBIŠ, Ján	Independent	45,957
DUBOVSKÝ, Patrik	For the People	16,107
KOTLEBA, Marian	Kotlebists – People's Party Our Slovakia	12,771
NÁHLIK, Milan	Independent	3,111
DANKO, Andrej	Slovak National Party	1,905
ŠVEC, Róbert	Slovak Revival Movement	1,876

2023 Legislative (unicameral)

Party	Party_b	Votes
Direction – Social Democracy	SMER - sociálna demokracia	681,017
Progressive Slovakia	Progresívne Slovensko	533,136
Voice – Social Democracy	HLAS - sociálna demokracia	436,415
OĽaNO and Friends	OĽANO A PRIATELIA: OBYČAJNÍ ĽUDIA (OĽANO), NEZÁVISLÍ KANDIDÁTI (NEKA), NOVA, SLOBODNÍ A ZODPOVEDNÍ, PAČIVALE ROMA, MAGYAR SZÍVEK a Kresťanská únia a ZA ĽUDÍ	264,137
Christian Democratic Movement	Kresťanskodemokratické hnutie	202,515
Freedom and Solidarity	Sloboda a Solidarita	187,645
Slovak National Party	Slovenská národná strana	166,995
Republic	REPUBLIKA	141,099

Continued on next page

2023 Legislative (unicameral)

Party	Party_b	Votes
Alliance	SZÖVETSÉG - Magyarok. Nemzetiségek. Regiók. | ALIANCIA - Maďari. Národnosti. Regióny	130,183
Democrats	Demokrati	87,006
We Are Family	SME RODINA	65,673
People's Party Our Slovakia	Kotlebovci - Ľudová strana Naše Slovensko	25,003
Communist Party of Slovakia	Komunistická strana Slovenska	9,867
Pirate Party – Slovakia	Pirátska strana - Slovensko	9,358
Modrí, Most–Híd	Modrí, Most - Híd	7,935
Hungarian Forum	Maďarské fórum, Občianski demokrati Slovenska, Za regióny, Rómska koalícia, Demokratická strana	3,486
MySlovensko	MySlovensko	2,786
Karma	KARMA	2,407
Common Citizens of Slovakia	SPOLOČNE OBČANIA SLOVENSKA	2,401
HEART Patriots and Pensioners – Slovak National Unity	SRDCE vlastenci a dôchodcovia - SLOVENSKÁ NÁRODNÁ JEDNOTA	2,315
Princíp	PRINCÍP	1,817
99% – Civic Voice	SPRAVODLIVOSŤ	1,335
Slovak Revival Movement	Slovenské Hnutie Obrody	1,332
Patriotic Bloc	Vlastenecký blok	1,262
Slovak Democratic and Christian Union – Democratic Party	SDKÚ - DS - Slovenská demokratická a kresťanská únia - Demokratická strana	771

2020 Legislative (unicameral)

Party	Party_b	Votes
Ordinary People and Independent Candidates - NOVA - Christian Union - Change from Below	OBYČAJNÍ ĽUDIA a nezávislé osobnosti (OĽANO), NOVA, Kresťanská únia (KÚ), ZMENA ZDOLA	721,166
Direction – Social Democracy	SMER - sociálna demokracia	527,172
We Are Family	SME RODINA	237,531
Kotlebists – People's Party Our Slovakia	Kotlebovci - Ľudová strana Naše Slovensko	229,660
Progressive Slovakia - Together – Civic Democracy	Koalícia Progresívne Slovensko a SPOLU - občianska demokracia	200,780
Freedom and Solidarity	Sloboda a Solidarita	179,246
For the People	ZA ĽUDÍ	166,325
Christian Democratic Movement	Kresťanskodemokratické hnutie	134,099
Hungarian Community Togetherness	Magyar Közösségi Összefogás - Maďarská komunitná spolupatričnosť	112,662
Slovak National Party	Slovenská národná strana	91,171
Good Choice	DOBRÁ VOĽBA	88,220
Homeland	VLASŤ	84,507
Bridge	MOST - HÍD	59,174
Socialists.sk	Socialisti.sk	15,925
We Have Had Enough!	MÁME TOHO DOSŤ !	9,260
Andrej Hlinka's Slovak People's Party	Slovenská ľudová strana Andreja Hlinku	8,191
Democratic Party	Demokratická strana	4,194
Solidarity – Working Poor Movement	SOLIDARITA - Hnutie pracujúcej chudoby	3,296
Mayors and Independents	STAROSTOVIA A NEZÁVISLÍ KANDIDÁTI	2,018
Slovak Revival Movement	Slovenské Hnutie Obrody	1,966
Voice of the Right	HLAS ĽUDU	1,887
Labour of the Slovak Nation	Práca slovenského národa	1,261
99% – Civic Voice	99 % - občiansky hlas	991
Slovak League	Slovenská liga	809

2019 Presidential - Second Round

Party	Party_b	Votes
ČAPUTOVÁ, Zuzana	Progressive Slovakia	1,056,582
ŠEFČOVIČ, Maroš	Independent	752,403

2019 Presidential - First Round

Party	Party_b	Votes
ČAPUTOVÁ, Zuzana	Progressive Slovakia	870,415
ŠEFČOVIČ, Maroš	Independent	400,379
HARABIN, Štefan	Independent	307,823
KOTLEBA, Marian	Kotleba – People's Party Our Slovakia	222,935
MIKLOŠKO, František	Independent	122,916
BUGÁR, Béla	Most–Híd	66,667
KRAJNIAK, Milan	We Are Family	59,464
CHMELÁR, Eduard	Independent	58,965
DAŇO, Martin	Independent	11,146
ŠVEC, Róbert	Independent	6,567
ZÁBOJNÍK, Juraj	Independent	6,219
ZUZULA, Ivan	Slovak Conservative Party	3,807
TAUCHMANNOVÁ, Bohumila	Independent	3,535
MISTRÍK, Robert	Independent	3,318
MENYHÁRT, József	Party of the Hungarian Community	1,208

2016 Legislative (unicameral)

Party	Party_b	Votes
Direction – Social Democracy	SMER-SD	737,481

Continued on next page

2016 Legislative (unicameral)

Party	Party_b	Votes
Freedom and Solidarity	SaS	315,558
OĽANO - NOVA	OBYČAJNÍ ĽUDIA a nezávislé osobnosti (OĽANO - NOVA)	287,611
Slovak National Party	SNS	225,386
Kotleba – People's Party Our Slovakia	ĽS Naše Slovensko	209,779
We Are Family	SME RODINA - Boris Kollár	172,860
Most–Híd	MOST - HÍD	169,593
Network	#SIEŤ	146,205
Christian Democratic Movement	KDH	128,908
Party of the Hungarian Community	SMK-MKP	105,495
Slovak Civic Coalition	SKOK!	21,785
TIP Party	TIP	18,845
Slovak Green Party	SZS	17,541
Communist Party of Slovakia	KSS	16,278
Slovak Democratic and Christian Union – Democratic Party	SDKÚ-DS	6,938
CHANCE	ŠANCA	6,522
Party of Modern Slovakia	STRANA MODERNÉHO SLOVENSKA (SMS)	4,559
Direct Democracy Party	PD	3,595
Courage – Great National and Pro-Russian Coalition	Odvaha - Veľká národná a proruská koalícia	3,428
Resistance – Labor Party	VZDOR	3,182
Hungarian Christian Democratic Alliance	MKDA-MKDSZ	2,426
Democratic Party - Ľudo Kaník	DS - Ľudo Kaník	1,998
Coalition - Together for Slovakia	KOALÍCIA SPOLOČNE ZA SLOVENSKO	1,777

89.6 Electoral Geography

1

Electoral Units in 2024 | Geometry Type: Thiessen | Spatial Units: 1,563 (Years also geocoded at this level: 2016, 2019, 2020, 2023)

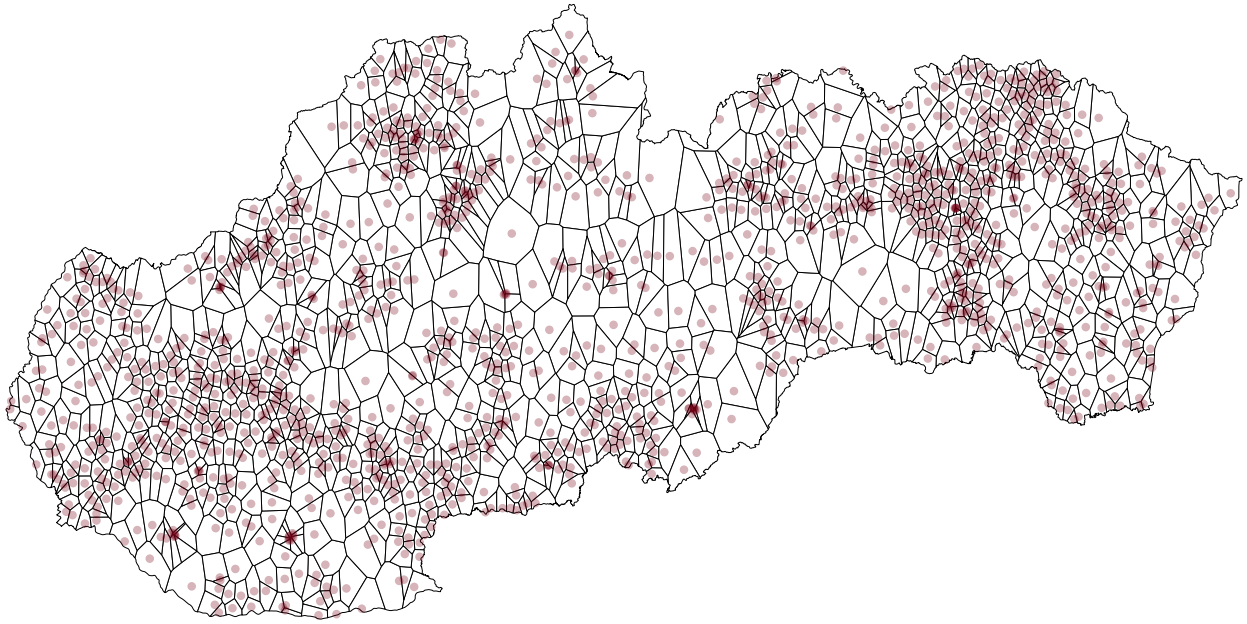

90 Slovenia

90.1 Notes

- Smallest physical unit: Polling Station

90.2 Data Source(s)

- Državna volilna komisija

90.3 Elections Summary

Elections Summary

Year	Election Type	Data Units	Spatial Units	% Geocoded
2022	Legislative (lower house)	14172	1971	96.8%
2022	Presidential	3958	2361	96.6%
2018	Legislative (lower house)	5314	1878	97.4%
2017	Presidential	3390	1914	97.6%
2014	Legislative (lower house)	12583	1812	97.6%
2012	Presidential	3766	1848	97.8%

90.4 Sample Electoral Units

Sample Electoral Units

Year	Type	NAME1	NAME1_b	NAME2	NAME2_b	NAME3
2022	Legislative (LH)	Kranj	—	Škofja Loka 2	—	99602
2022	Legislative (LH)	Novo Mesto	—	Zagorje	—	7
2022	Legislative (LH)	Ptuj	—	Ormož	—	15
2022	Legislative (LH)	Ljubljana-Bežigrad	—	Ljubljana-Bežigrad 1	—	19
2022	Legislative (LH)	Novo Mesto	—	Novo Mesto 1	—	34
2022	Presidential	Ptuj	VE 8000	Pesnica	VO 8008	25
2022	Presidential	Ptuj	VE 8000	Ljutomer	VO 8003	901
2022	Presidential	Maribor	VE 7000	Slovenske Konjice	VO 7003	29
2022	Presidential	Postojna	VE 2000	Ajdovščina	VO 2011	901
2022	Presidential	Kranj	VE 1000	Kranj 2	VO 1005	20
2018	Legislative (LH)	Ptuj	—	Gornja Radgona	—	3
2018	Legislative (LH)	Postojna	—	Sežana	—	58
2018	Legislative (LH)	Celje	—	Ravne	—	36
2018	Legislative (LH)	Novo Mesto	—	Krško	—	22
2018	Legislative (LH)	Celje	—	Dravograd - Radlje	—	44
2017	Presidential	Maribor	—	Šmarje Pri Jelšah	—	28
2017	Presidential	Ptuj	—	Ptuj	—	23
2017	Presidential	Celje	—	Velenje	—	14
2017	Presidential	Ljubljana-Bežigrad	—	Grosuplje	—	4
2017	Presidential	Novo Mesto	—	Hrastnik	—	15
2014	Legislative (LH)	Ptuj	—	Murska Sobota	—	19
2014	Legislative (LH)	Ljubljana-Bežigrad	—	Litija	—	20

Continued on next page

Sample Electoral Units

Year	Type	NAME1	NAME1_b	NAME2	NAME2_b	NAME3
2014	Legislative (LH)	Ptuj	—	Lenart	—	19
2014	Legislative (LH)	Ptuj	—	Gornja Radgona	—	22
2014	Legislative (LH)	Celje	—	Slovenj Gradec	—	19
2012	Presidential	Ptuj	—	Lendava	—	36
2012	Presidential	Postojna	—	Tolmin	—	87
2012	Presidential	Postojna	—	Koper	—	4
2012	Presidential	Maribor	—	Slovenska Bistrica	—	9
2012	Presidential	Novo Mesto	—	Trbovlje	—	11

Sample Electoral Units (continued 2/2)

NAME4	Lat.	Lon.
Generatni Konzutat Rs V Clevelandu	46.167	14.306
Pgd Ravenska Vas, Ravenska Vas 3, Zagorje Ob Savi	46.479	16.083
Gasilski Dom Vitan, Vitan 4	46.420	15.870
Oš Franceta Bevka, Pohorskega Bataljona 1	46.078	14.507

Continued on next page

Sample Electoral Units (continued 2/2)

	NAME4	Lat.	Lon.
	Cerov Log - Gasilski Dom	45.806	15.315
	Vs Zg. Kungota, Plintovec 1	46.639	15.619
	Predčasno Glasovanje	—	—
	Hrovat Milan, Hudinja 23, Vitanje	46.407	15.317
	Predčasno Glasovanje	—	—
	Sp. Besnica, Gd Besnica, Na Hribu 7, Zg. Besnica	46.259	14.301
	Žepovci - Vaški-Gasilski Dom	46.420	15.870
	Brezovica, Vaški Dom	45.775	14.213
	Oš Prevalje 2, Polje 4, Prevalje	46.548	14.922
	Gasilskem Domu Na Gori	45.801	15.171
	Gostišče Prodnar Primož	46.240	15.268
	Vaško Gasilski Dom Donačka Gora, Rogatec	46.555	15.646
	Zelenik Stanislav, Levanjci 11	46.486	15.913
	Gorica - Oš Gorica	46.355	15.130
	Gasilski Dom Hočevje, Hočevje 19	46.077	14.517
	Krajevna Skupnost Kovk	46.128	15.109

Continued on next page

Sample Electoral Units (continued 2/2)

	NAME4	Lat.	Lon.
	Vučja Gomila - Vaški Dom	46.420	15.870
	Kulturni Dom Šmartno	46.077	14.517
	Osnovna Šola, Sv. Ana 14	46.420	15.870
	Murščak - Žnuderl - Murščak, Bivša Osnovna Šola	46.420	15.870
	Praprotnik-Rihter	46.508	15.077
	Hotiza - Stara Šola V Hotizi	46.420	15.870
	Koritnica 50 - Bivša Trgovina	45.775	14.213
	Sedež Ks Bertoki	45.775	14.213
	Obrtna Zbornica, Špindlerjeva 2e	46.388	15.569
	Srednja Tehniška In Poklicna Šola, Novi Dom 60	46.149	15.048

90.5 Aggregate Election Results

2022 Presidential - Second Round

Party	Party_b	Party_c	Votes
MUSAR, Nataša	Independent	Independent	474,304
LOGAR, Anže	Independent	Independent	407,807

2022 Presidential - First Round

Party	Party_b	Party_c	Votes
LOGAR, Anže	Independent	Independent	291,549
MUSAR, Nataša	Independent	Independent	230,000
BRGLEZ, Milan	Social Democrats	Socialni demokrati	131,754
PREBILIČ, Vladimir	Independent	Independent	91,122
SENČAR, Sabina	Independent	Independent	51,009
KRALJ, Janez	New Slovenia	Nova Slovenija	37,239
KORDIŠ, Miha	The Left	Levica	23,667

2022 Legislative (lower house)

Party	Party_b	Party_c	Votes
Freedom Movement	GIBANJE SVOBODA	—	401,896
Slovenian Democratic Party	SLOVENSKA DEMOKRATSKA STRANKA - SDS	—	274,927
New Slovenia – Christian Democrats	NOVA SLOVENIJA - KRŠČANSKI DEMOKRATI	—	79,801
Social Democrats	SOCIALNI DEMOKRATI - SD	—	77,415
The Left	LEVICA	—	50,004
List of Marjan Šarec	LISTA MARJANA ŠARCA - LMŠ	—	43,123

Continued on next page

2022 Legislative (lower house)

Party	Party_b	Party_c	Votes
Let's Connect Slovenia	POVEŽIMO SLOVENIJO (KONKRETNO, ZELENI, SLS, NLS, NS)	—	39,847
Resni.ca	Državljansko gibanje Resni.ca	—	33,356
Party of Alenka Bratušek	STRANKA ALENKE BRATUŠEK	—	30,359
Healthy Society Movement	NESTRANKARSKA LJUDSKA LISTA GIBANJA ZDRAVA DRUŽBA	—	20,482
Our Future - Good State	NAŠA PRIHODNOST IN DOBRA DRŽAVA	—	19,686
Pirate Party	PIRATSKA STRANKA SLOVENIJE	—	18,624
Our Country	NAŠA DEŽELA stranka dr. ALEKSANDRE PIVEC	—	17,594
Slovenian National Party	SLOVENSKA NACIONALNA STRANKA - SNS	—	17,502
Vesna – Green Party	VESNA - zelena stranka	—	15,407
For the People of Slovenia	ZA LJUDSTVO SLOVENIJE - ZLS	—	8,118
Democratic Party of Pensioners of Slovenia	DeSUS - DEMOKRATIČNA STRANKA UPOKOJENCEV SLOVENIJE	—	7,324
List of Boris Popovič – Let's Digitize Slovenia	Lista Borisa Popoviča - Digitalizirajmo Slovenijo	—	5,042
Homeland League	DOMOVINSKA LIGA - DOM	—	2,055
Liberate Slovenia Alliance	ZOS - ZAVEZNIŠTVO OSVOBODIMO SLOVENIJO (GIBANJE ZEDINJENA SLOVENIJA - ZSI IN STRANKA SLOVENSKEGA NARODA - SSN)	—	546
United Slovenia Movement	Gibanje Zedinjena Slovenija - ZSi	—	165

2018 Legislative (lower house)

Party	Party_b	Party_c	Votes
Slovenian Democratic Party	SDS	—	219,584
List of Marjan Šarec	LMŠ	—	111,124
Social Democrats	SD	—	87,226
Modern Centre Party	SMC	—	85,584
The Left	LEVICA	—	81,134
New Slovenia – Christian Democrats	NSi	—	62,789
Party of Alenka Bratušek	STRANKA AB	—	45,037
Democratic Party of Pensioners of Slovenia	DeSUS	—	43,145
Slovenian National Party	SNS	—	36,888
Slovenian People's Party	SLS	—	23,105
Pirate Party	PIRATI	—	18,749
Good State	DD	—	13,379
Andrej Čuš and Greens of Slovenia	ZELENI	—	9,423
List of Journalist Bojan Požar	LNBP	—	7,723
For a Healthy Society	ZD	—	5,434
United Slovenia	Zsi	—	5,198
United Left	ZDRUŽENA LEVICA	—	4,950
Movement Together Forward	GSN	—	4,292
Save Slovenia from Elite and Tycoons	ReSET	—	3,598
Economic Active Party	GAS	—	3,055
Solidarity - For a Fair Society!	SOLIDARNOST	—	2,082
Voice for Children and Families - New People's Party of Slovenia	ZDRUŽENA DESNICA	—	2,070
Socialist Party of Slovenia	SPS	—	1,445
Party of Slovenian People	SSN	—	1,168
Forward Slovenia	NPS	—	169

2017 Presidential - Second Round

Party	Party_b	Party_c	Votes
PAHOR, Borut	Independent	—	372,937
ŠAREC, Marjan	List of Marjan Šarec	—	331,542

2017 Presidential - First Round

Party	Party_b	Party_c	Votes
PAHOR, Borut	Independent	—	348,309
ŠAREC, Marjan	List of Marjan Šarec	—	184,611
TOMC, Romana	Slovenian Democratic Party	—	101,665
NOVAK, Ljudmila	New Slovenia	—	52,876
ŠIŠKO, Andrej	United Slovenia Movement	—	16,420
POPOVIČ, Boris	Slovenia Forever	—	13,248
BRENČIČ, Maja Makovec	Modern Centre Party	—	12,664
KRAUSE, Suzana Lara	Slovenian People's Party	—	5,709
LIKOVIČ, Angelca	Voice for Children and Families	—	4,255

2014 Legislative (lower house)

Party	Party_b	Party_c	Votes
Modern Centre Party	SMC	—	297,147
Slovenian Democratic Party	SDS	—	177,931
Democratic Party of Pensioners of Slovenia	DeSUS	—	87,900
Social Democrats	SD	—	51,132
United Left	ZL	—	50,986
New Slovenia	NSi	—	47,506

Continued on next page

2014 Legislative (lower house)

Party	Party_b	Party_c	Votes
Alliance of Alenka Bratušek	ZAAB	—	37,198
Slovenian People's Party	SLS	—	34,223
Positive Slovenia	PS	—	25,443
Slovenian National Party	SNS	—	19,036
Pirate Party	PSS	—	11,504
Verjamem	VERJAMEM	—	6,657
Civic List	DL	—	5,437
Greens of Slovenia	ZS	—	4,257
Equal Land - Forward Slovenia	ED-NS	—	1,992
Economically Liberal Party	LGS	—	436
Party of Humane Slovenia	SHS	—	82

2012 Presidential - Second Round

Party	Party_b	Party_c	Votes
PAHOR, Borut	Social Democrats	—	473,262
TÜRK, Danilo	Independent	—	228,069

2012 Presidential - First Round

Party	Party_b	Party_c	Votes
PAHOR, Borut	Social Democrats	—	321,687
TÜRK, Danilo	Independent	—	287,722
ZVER, Milan	Slovenian Democratic Party - New Slovenia	—	194,243

90.6 Electoral Geography

0

Electoral Units in 2022 | Geometry Type: Thiessen | Spatial Units: 4,333 (Years also geocoded at this level: 2012, 2014, 2017, 2018)

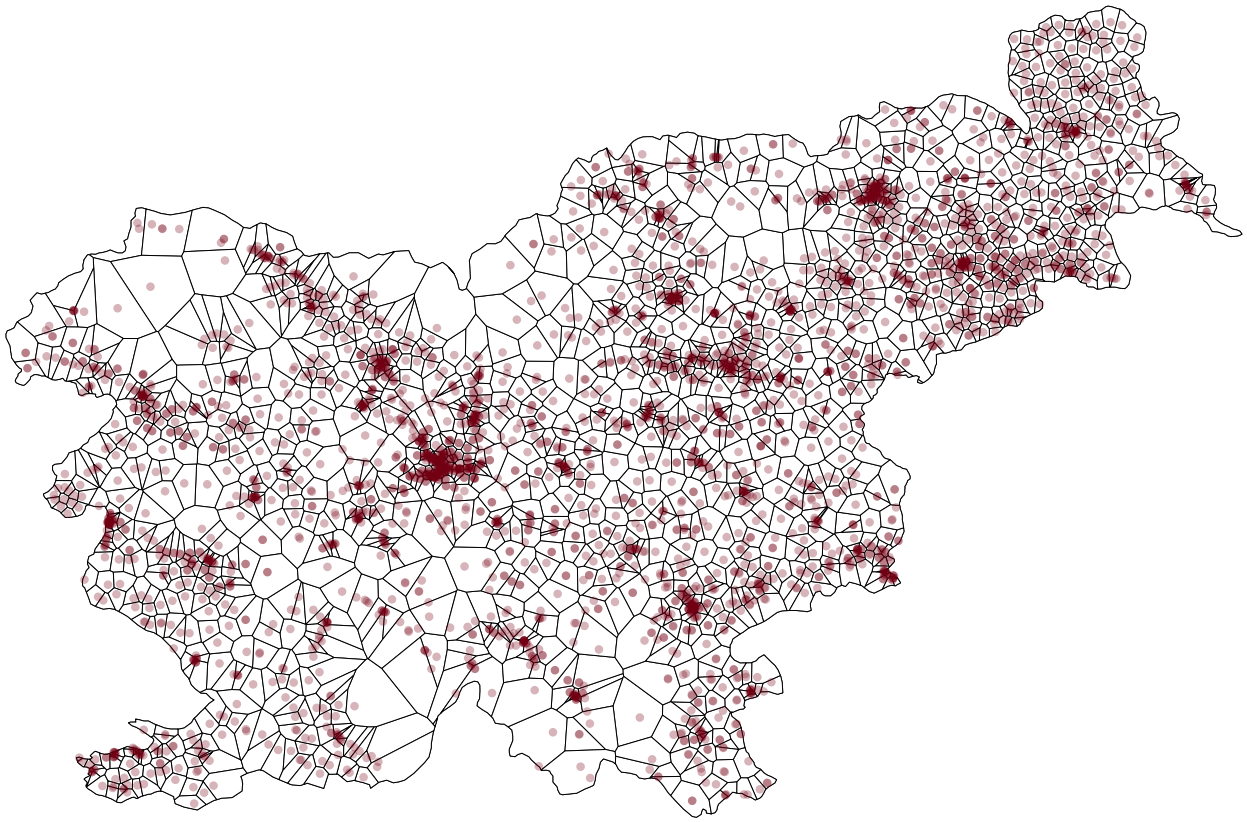

91 Solomon Islands

91.1 Notes

- Smallest physical unit: Parliamentary Constituency

91.2 Data Source(s)

- Wood (2019)

91.3 Elections Summary

Elections Summary

Year	Election Type	Data Units	Spatial Units	% Geocoded
2019	Legislative (unicameral)	50	49	100.0%
2014	Legislative (unicameral)	50	49	100.0%
2010	Legislative (unicameral)	50	49	100.0%
2006	Legislative (unicameral)	49	48	100.0%

91.4 Sample Electoral Units

Sample Electoral Units

Year	Type	NAME1	NAME2	NAME2_b	Lat.	Lon.
2019	Legislative (unicameral)	Western	South New Georgia/Rendova/Tetepari	SNG	-8.324	157.304
2019	Legislative (unicameral)	Western	West New Georgia/Vona Vona	WNG	-8.220	157.245
2019	Legislative (unicameral)	Western	North New Georgia	NNG	-8.103	157.520
2019	Legislative (unicameral)	Malaita	Central Kwara'Ae	CKe	-8.806	160.769
2019	Legislative (unicameral)	Malaita	Lau/Mbaelelea	LM	-8.416	160.750
2014	Legislative (unicameral)	Guadalcanal	East Guadalcanal	EG	-9.814	160.577
2014	Legislative (unicameral)	Makira/Ulawa	Ulawa/Ugi	UU	-9.978	161.872
2014	Legislative (unicameral)	Guadalcanal	South Guadalcanal	SG	-9.752	160.056
2014	Legislative (unicameral)	Malaita	East Are' Are	EA	-9.201	161.173
2014	Legislative (unicameral)	Isabel	Gao/Bugotu	GB	-8.434	159.722
2010	Legislative (unicameral)	Temotu	Temotu Pele	TP	-10.269	166.312
2010	Legislative (unicameral)	Guadalcanal	West Guadalcanal	WG	-9.570	159.734
2010	Legislative (unicameral)	Honiara	Central Honiara	CH	-9.444	159.966
2010	Legislative (unicameral)	Choiseul	East Choiseul	EC	-7.076	157.084
2010	Legislative (unicameral)	Makira/Ulawa	Ulawa/Ugi	UU	-9.978	161.872
2006	Legislative (unicameral)	Western	Marovo	Ma	-8.522	157.885

Continued on next page

Sample Electoral Units

Year	Type	NAME1	NAME2	NAME2_b	Lat.	Lon.
2006	Legislative (unicameral)	Guadalcanal	North Guadalcanal	NG	-9.462	160.180
2006	Legislative (unicameral)	Guadalcanal	South Guadalcanal	SG	-9.752	160.056
2006	Legislative (unicameral)	Makira/Ulawa	Ulawa/Ugi	UU	-9.978	161.872
2006	Legislative (unicameral)	Isabel	Gao/Bugotu	GB	-8.434	159.722

91.5 Aggregate Election Results

2019 Legislative (unicameral)

Party	Votes
Independent	113,178
Solomon Islands Democratic Party	42,245
Solomon Islands United Party	32,302
Kadere Party	29,426
United Democratic Party	25,295
Democratic Alliance Party	19,720
People's Alliance Party	18,573
People First Party	11,419
Solomon Islands Party for Rural Advancement	9,878
National Transformation Party	4,622
Pan-Melanesian Congress Party	1,514

Continued on next page

2019 Legislative (unicameral)

Party	Votes
Green Party Solomon Islands	619
New Nation Party	593
People's Progressive Party	381

2014 Legislative (unicameral)

Party	Votes
Independent	144,599
United Democratic Party	27,550
Democratic Alliance Party	19,992
Kadere Party	11,999
People First Party	11,601
People's Alliance Party	11,414
Solomon Islands Party for Rural Advancement	10,022
National Transformation Party	7,336
Pan-Melanesian Congress Party	5,421
Youth Owned Rural and Urban Party	3,666
Direct Development Party	1,961
New Nation Party	795
People's Progressive Party	616

2010 Legislative (unicameral)

Party	Votes
Independent	146,571

Continued on next page

2010 Legislative (unicameral)

Party	Votes
Solomon Islands Democratic Party	24,719
Ownership, Unity and Responsibility Party	24,138
Solomon Islands Party for Rural Advancement	8,074
Direct Development Party	5,667
People's Alliance Party	4,619
National Party	4,474
Independent Democratic Party	3,926
Reform Democratic Party	3,119
Rural and Urban Political Party	3,051
Solomon Islands Liberal Party	2,945
People's Congress Party	1,651
Rural Development Party	1,021
People's Federation Party	913
New Nation Party	806

2006 Legislative (unicameral)

Party	Votes
Independent	115,524
National Party	13,103
Solomon Islands Party for Rural Advancement	12,030
People's Alliance Party	11,935
Solomon Islands Democratic Party	9,338
Solomon Islands Liberal Party	8,783
Solomon Islands Social Credit Party	8,213
Lafari Party	6,099
Christian Alliance Party	3,613

Continued on next page

2006 Legislative (unicameral)

Party	Votes
Solomon Islands Labour Party	1,733
Solomons First Political Party	352
Solomon Islands United Party	324
Solomons One Nation Party	274

91.6 Electoral Geography

0

Electoral Units in 2019 | Geometry Type: Actual | Spatial Units: 49 (Years also geocoded at this level: 2006, 2010, 2014)

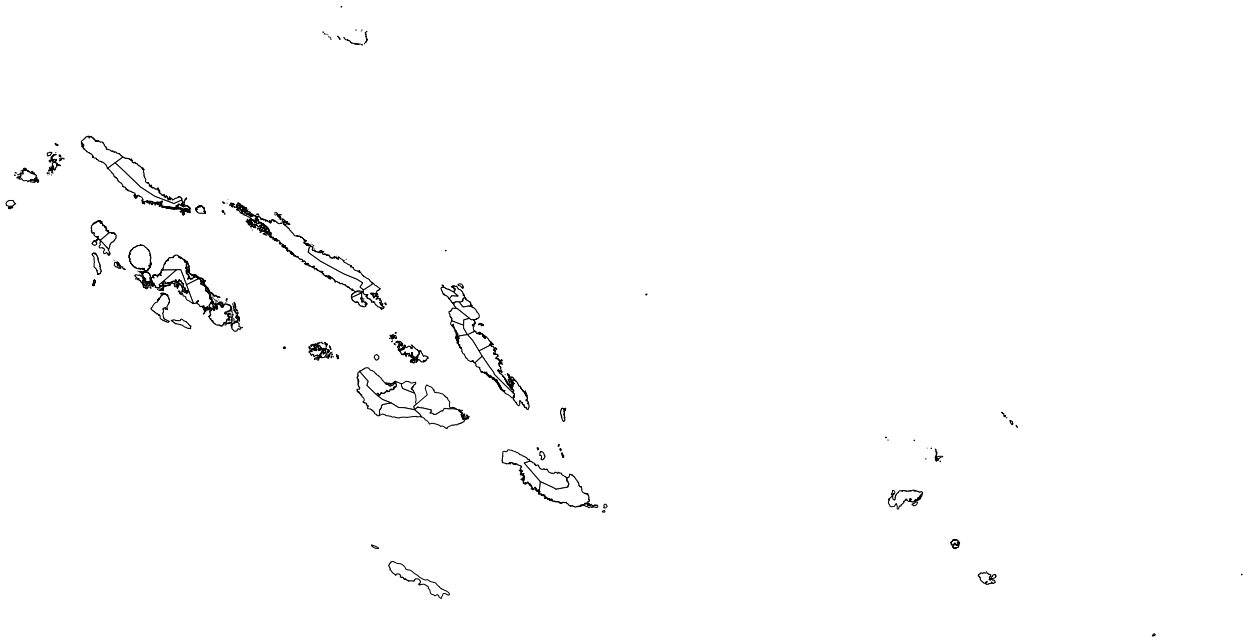

92 South Africa

92.1 Notes

- Party vote totals differ from Wikipedia aggregates by a notable margin, but data are downloaded directly from the government and no observations are dropped.
- Smallest physical unit: Voting Districts

92.2 Data Source(s)

- Electoral Commission of South Africa (voting units scraped by Adrian Firth)

92.3 Elections Summary

Elections Summary

Year	Election Type	Data Units	Spatial Units	% Geocoded
2024	Legislative (lower house)	22663	22663	100.0%
2019	Legislative (lower house)	22904	22904	100.0%
2014	Legislative (lower house)	22262	22262	100.0%
2009	Legislative (lower house)	19725	19725	100.0%
2004	Legislative (lower house)	16963	16963	100.0%

92.4 Sample Electoral Units

Sample Electoral Units

Year	Type	NAME1	NAME1_b	NAME2	NAME2_b	NAME3
2024	Legislative (LH)	Limpopo	LP	—	—	Greater Tubatse/Fetakgomo
2024	Legislative (LH)	KwaZulu-Natal	ZN	—	—	Nkandla
2024	Legislative (LH)	Free State	FS	—	—	Maluti-a-Phofung
2024	Legislative (LH)	North West	NW	—	—	Moses Kotane
2024	Legislative (LH)	Eastern Cape	EC	—	—	Raymond Mhlaba
2019	Legislative (LH)	Eastern Cape	EC	Amathole District Municipality	DC12	Raymond Mhlaba
2019	Legislative (LH)	KwaZulu-Natal	ZN	iLembe District Municipality	DC29	KwaDukuza
2019	Legislative (LH)	Western Cape	WC	Central Karoo District Municipality	DC5	Beaufort West
2019	Legislative (LH)	Limpopo	LP	Vhembe District Municipality	DC34	Malamulele
2019	Legislative (LH)	Western Cape	WC	West Coast District Municipality	DC1	Swartland
2014	Legislative (LH)	Eastern Cape	EC	Chris Hani District Municipality	DC13	Emalahleni
2014	Legislative (LH)	Eastern Cape	EC	Alfred Nzo District Municipality	DC44	Matatiele
2014	Legislative (LH)	KwaZulu Natal	ZN	Ugu District Municipality	DC21	Vulamehlo
2014	Legislative (LH)	Western Cape	WC	Cape Winelands District Municipality	DC2	Langeberg
2014	Legislative (LH)	Free State	FS	Lejweleputswa District Municipality	DC18	Nala
2009	Legislative (LH)	Mpumalanga	MP	Ehlanzeni	DC32	Nkomazi

Continued on next page

Sample Electoral Units

Year	Type	NAME1	NAME1_b	NAME2	NAME2_b	NAME3
2009	Legislative (LH)	Western Cape	WC	West Coast	DC1	Cederberg
2009	Legislative (LH)	KwaZulu-Natal	ZN	iLembe	DC29	eNdondakusuka
2009	Legislative (LH)	Eastern Cape	EC	Ukhahlamba	DC14	Senqu
2009	Legislative (LH)	KwaZulu-Natal	ZN	Amajuba	DC25	Newcastle
2004	Legislative (LH)	North West	NW	Central District Municipality	DC38	Zeerust
2004	Legislative (LH)	KwaZulu-Natal	ZN	iLembe District Municipality	DC29	KwaDukuza
2004	Legislative (LH)	Gauteng	GP	City of Johannesburg Metropolitan Municipality	Johannesburg	City of Johannesburg
2004	Legislative (LH)	KwaZulu-Natal	ZN	UMgungundlovu District Municipality	DC22	Msunduzi
2004	Legislative (LH)	KwaZulu-Natal	ZN	Zululand District Municipality	DC26	eDumbe

Sample Electoral Units (continued 2/2)

	NAME3_b	NAME4	NAME4_b	Lat.	Lon.
	LIM476	76390207	Bahlakwana Bamaphopha Traditional Authority	-24.856	29.952

Continued on next page

Sample Electoral Units (continued 2/2)

	NAME3_b	NAME4	NAME4_b	Lat.	Lon.
	KZN286	43415298	Enhlababo Primary School	-28.740	31.248
	FS194	22400648	Tent At Matoding	-28.356	28.988
	NW375	86990114	Mmamodimokwana Primary School	-24.967	27.104
	EC129	10830158	Mount Pleasant Com Hall	-32.770	26.426
	EC129	10950049	Festile Soga Primary School	-32.702	26.879
	KZN292	43600373	Independent Baptist Church	-29.364	31.274
	WC053	98130124	Essopville Christian Centre	-32.374	22.553
	LIM345	76210848	Matodzi Secondary School	-23.232	30.510
	WC015	97710037	Schoonspruit High School Malmesbury	-33.455	18.710
	EC136	11071785	Blauw Krantz Farm	-31.394	27.261
	EC441	11800381	Moalosi Senior Primary School	-30.396	28.388
	KZN211	43993840	Phungula Primary School	-30.240	30.537
	WC026	97440037	Kabouterland Kleuterskool	-33.751	20.154
	FS185	22650353	Golden Fleece Farm	-27.511	26.681
	MP324	54890130	Loti Primary School	-25.663	31.534
	WC012	97600024	Ngk Kerksaal	-32.240	18.888
	KZN291	43417458	Lomo Superite Store	-29.142	31.486

Continued on next page

Sample Electoral Units (continued 2/2)

	NAME3_b	NAME4	NAME4_b	Lat.	Lon.
	EC142	11390318	Hoita Junior Secondary School	-30.546	27.456
	KZN252	43670426	Sebenzani Junior Primary School	-27.793	30.110
	NW385	86550251	Keobusitse Primary School	-25.445	25.876
	KZ292	43600148	Mnyundwini Community Hall	-29.396	31.223
	Johannesburg	32862304	Khuthala Combined School	-26.271	27.835
	KZ225	43950416	Dutch Reformed Church	-29.638	30.397
	KZ261	43540017	Paulpietersburg	-27.437	30.816

92.5 Aggregate Election Results

2024 Legislative (lower house)

Party	Votes
African National Congress	9,951,997
Democratic Alliance	3,571,107
Economic Freedom Fighters	1,866,135
Inkatha Freedom Party	585,175
Freedom Front Plus	410,004
African Christian Democratic Party	144,444
United Democratic Movement	77,337

Continued on next page

2024 Legislative (lower house)

Party	Votes
African Transformation Movement	76,443
Good	69,456
National Fredom Party	60,917
African Independent Congress	47,789
Congress of the People	46,881
Pan Africanist Congress of Azania	32,290
Al Jama-ah	31,095
African Security Congress	26,089
Socialist Revolutionary Workers Party	24,003
Black First Land First	19,546
African People's Convention	19,464
Afrikan Alliance of Social Democrats	18,737
Capitalist Party of South Africa	15,538
Alliance for Transformation for All	14,163
Agang South Africa	13,772
Azanian People's Organisation	12,717
Independent Civic Organisation of South Africa	12,234
Minority Front	11,803
Democratic Liberal Congress	10,617
Better Residents Association	9,157
Forum 4 Service Delivery	7,491
Land Party	7,052
Front National	7,039
African Covenant	6,944
Patriotic Alliance	6,639
African Democratic Change	6,468
Economic Emancipation Forum	6,284
Women Forward	6,021
Christian Political Movement	4,924
African Content Movement	4,816
International Revelation Congress	4,198
National People's Front	4,005
African Renaissance Unity Party	3,837
African Congress of Democrats	3,737

Continued on next page

2024 Legislative (lower house)

Party	Votes
South African National Congress of Traditional Authorities	3,699
Compatriots of South Africa	3,385
People's Revolutionary Movement	2,821
Power of Africans Unity	2,663
Free Democrats	2,559
South African Maintenance and Estate Beneficiaries Association	2,425
National People's Ambassadors	1,969

2019 Legislative (lower house)

Party	Votes
African National Congress	10,014,076
Democratic Alliance	3,598,754
Economic Freedom Fighters	1,879,438
Inkatha Freedom Party	588,731
Freedom Front Plus	412,491
African Christian Democratic Party	145,582
United Democratic Movement	77,868
African Transformation Movement	76,787
Good	70,078
National Freedom Party	61,187
African Independent Congress	48,065
Congress of the People	47,200
Pan Africanist Congress of Azania	32,625
Al Jama-ah	31,315
African Security Congress	26,242
Socialist Revolutionary Workers Party	24,385
Black First Land First	19,765

Continued on next page

2019 Legislative (lower house)

Party	Votes
African People's Convention	19,554
Afrikan Alliance of Social Democrats	18,814
Capitalist Party of South Africa	15,655
Alliance for Transformation for All	14,251
Agang South Africa	13,836
Azanian People's Organisation	12,796
Independent Civic Organisation of South Africa	12,371
Minority Front	11,950
Democratic Liberal Congress	10,651
Better Residents Association	9,173
Forum 4 Service Delivery	7,561
Front National	7,078
Land Party	7,071
African Covenant	6,994
Patriotic Alliance	6,655
African Democratic Change	6,487
Economic Emancipation Forum	6,317
Women Forward	6,060
Christian Political Movement	4,967
African Content Movement	4,838
International Revelation Congress	4,246
National People's Front	4,017
African Renaissance Unity Party	3,857
African Congress of Democrats	3,761
South African National Congress of Traditional Authorities	3,711
Compatriots of South Africa	3,403
People's Revolutionary Movement	2,838
Power of Africans Unity	2,674
Free Democrats	2,574
South African Maintenance and Estate Beneficiaries Association	2,434
National People's Ambassadors	1,979

2014 Legislative (lower house)

Party	Votes
African National Congress	11,435,413
Democratic Alliance	4,076,273
Economic Freedom Fighters	1,169,004
Inkatha Freedom Party	441,842
National Freedom Party	288,735
United Democratic Movement	184,508
Freedom Front Plus	165,517
Congress of the People	123,183
African Christian Democratic Party	103,855
African Independent Congress	97,634
Agang South Africa	52,022
Pan Africanist Congress of Azania	37,738
African People's Convention	30,671
Al Jama-ah	25,965
Minority Front	22,586
United Christian Democratic Party	21,732
Azanian People's Organisation	20,415
Bushbuckridge Residents Association	15,267
Independent Civic Organisation of South Africa	14,470
Patriotic Alliance	13,263
Workers and Socialist Party	8,320
Ubuntu Party	8,218
Kingdom Governance Movement	6,407
Front National	5,120
Keep It Straight and Simple Party	4,289
Pan Africanist Movement	3,815
First Nation Liberation Alliance	3,296
United Congress	3,136
People's Alliance	1,671

2009 Legislative (lower house)

Party	Votes
African National Congress	11,650,075
Democratic Alliance	2,938,248
Congress of the People	1,310,109
Inkatha Freedom Party	804,255
Independent Democrats	162,779
United Democratic Movement	149,660
Freedom Front Plus	146,526
African Christian Democratic Party	142,474
United Christian Democratic Party	66,076
Pan Africanist Congress of Azania	48,517
Minority Front	43,472
Azanian People's Organisation	38,241
African People's Convention	35,866
Movement Democratic Party	29,743
Al Jama-ah	25,944
Christian Democratic Alliance	11,615
National Democratic Convention	10,830
New Vision Party	9,296
United Independent Front	8,872
Great Kongress of South Africa	8,271
South African Democratic Congress	6,034
Keep It Straight and Simple Party	5,440
Pan Africanist Movement	5,425
Alliance of Free Democrats	5,178
Women Forward	5,082
A Party	2,844

2004 Legislative (lower house)

Party	Votes
African National Congress	10,880,899
Democratic Alliance	1,931,124
Inkatha Freedom Party	1,088,662
United Democratic Movement	355,717
Independent Democrats	269,741
New National Party	257,822
African Christian Democratic Party	250,267
Freedom Front Plus	139,448
United Christian Democratic Party	117,792
Pan Africanist Congress of Azania	113,512
Minority Front	55,267
Azanian People's Organisation	39,116
Christian Democratic Party	17,619
National Action	15,804
Peace and Justice Congress	15,187
Socialist Party of Azania	14,853
New Labour Party	13,318
United Front	11,889
Employment Movement for South Africa	10,446
The Organisation Party	7,531
Keep It Straight and Simple Party	6,514

92.6 Electoral Geography

0

Electoral Units in 2024 | Geometry Type: Actual | Spatial Units: 22,663 (Years also geocoded at this level: 2004, 2009, 2014, 2019)

93 South Korea

93.1 Notes

- Smallest physical unit: Polling Station

93.2 Data Source(s)

- 중앙선거관리위원회 (National Election Commission)

93.3 Elections Summary

Elections Summary

Year	Election Type	Data Units	Spatial Units	% Geocoded
2025	Presidential	18608	13302	77.6%
2024	Legislative (unicameral)	17810	13261	78.6%
2022	Presidential	18725	12823	79.4%
2020	Legislative (unicameral)	33944	12678	80.3%
2017	Presidential	18205	12403	78.9%
2016	Legislative (unicameral)	27549	12256	79.7%
2012	Legislative (unicameral)	24175	11935	99.9%
2012	Presidential	14044	12004	100.0%
2008	Legislative (unicameral)	27051	9947	97.7%
2007	Presidential	13403	9925	100.0%
2004	Legislative (unicameral)	13537	0	0.0%
2002	Presidential	13715	0	0.0%

93.4 Sample Electoral Units

Sample Electoral Units

Year	Type	NAME1	NAME1_imp	NAME2	NAME3	NAME4
2025	Presidential	서울특별시	Seoul	마포구	도화동	도화동제7투
2025	Presidential	부산광역시	Busan	남구	문현제1동	문현제1동제1투
2025	Presidential	부산광역시	Busan	기장군	일광읍	일광읍제6투
2025	Presidential	전라남도	South Jeolla	목포시	신흥동	관내사전투표
2025	Presidential	경상남도	South Gyeongsang	창원시마산합포구	반월중앙동	반월중앙동제4투
2024	Legislative (unicameral)	경기도	Gyeonggi	성남시분당구	운중동	운중동제5투
2024	Legislative (unicameral)	강원특별자치도	Gangwon	삼척시	성내동	성내동제3투
2024	Legislative (unicameral)	서울특별시	Seoul	성북구	종암동	종암동제3투
2024	Legislative (unicameral)	전북특별자치도	North Jeolla	익산시	영등1동	영등1동제3투
2024	Legislative (unicameral)	대전광역시	Daejeon	서구	갈마1동	갈마1동제4투
2022	Presidential	경기도	Gyeonggi	김포시	통진읍	통진읍제7투
2022	Presidential	대구광역시	Daegu	북구	국우동	국우동제5투
2022	Presidential	대구광역시	Daegu	달서구	용산2동	용산2동제3투
2022	Presidential	경상남도	South Gyeongsang	함안군	법수면	관내사전투표
2022	Presidential	대전광역시	Daejeon	동구	판암2동	판암2동제3투
2020	Legislative (unicameral)	9ㄱㅕㅇㄱㅣ	Gyeonggi	ㅂㅜㅊㅓㄴㅅㅣ	중동	관내사전투표
2020	Legislative (unicameral)	16ㄱㅕㅇㄴㅏㅁ	South Gyeongsang	ㄱㅣㅁㅎㅐㅅㅣㅇㅡㄹ	진례면	진례면제1투
2020	Legislative (unicameral)	11ㅊㅜㅇㅂㅜㄱ	North Chungcheong	ㅇㅕㅇㄷㅗㅇㄱㅜㄴ	심천면	심천면제2투
2020	Legislative (unicameral)	9ㄱㅕㅇㄱㅣ	Gyeonggi	ㄱㅣㅁㅍㅗㅅㅣㅇㅡㄹ	운양동	운양동제7투
2020	Legislative (unicameral)	11ㅊㅜㅇㅂㅜㄱ	North Chungcheong	ㅈㅡㅇㅍㅕㅇㄱㅜㄴㅈㅣㄴㅊㅓㄴㄱㅜㄴㅇㅡㅁㅅㅓㅇㄱㅜㄴ	덕산읍	덕산읍제3투
2017	Presidential	경상남도	South Gyeongsang	밀양시	내일동	관내사전투표

Continued on next page

Sample Electoral Units

Year	Type	NAME1	NAME1_imp	NAME2	NAME3	NAME4
2017	Presidential	서울특별시	Seoul	강동구	길동	길동제9투
2017	Presidential	대구광역시	Daegu	달성군	논공읍	논공읍제4투
2017	Presidential	부산광역시	Busan	해운대구	반여제1동	반여제1동제6투
2017	Presidential	울산광역시	Ulsan	동구	남목1동	남목1동제2투
2016	Legislative (unicameral)	12ㅊㅜㅇㄴㅏㅁ	South Chungcheong	ㅇㅏㅅㅏㄴㅅㅣ	탕정면	탕정면제3투
2016	Legislative (unicameral)	9ㄱㅕㅇㄱㅣ	Gyeonggi	ㅇㅡㅈㅓㅇㅂㅜㅅㅣ	송산1동	송산1동제1투
2016	Legislative (unicameral)	1ㅅㅓㅇㅜㄹ	Seoul	ㅅㅓㄷㅐㅁㅜㄴㄱㅜㅇㅡㄹ	남가좌제2동	남가좌제2동제4투
2016	Legislative (unicameral)	13ㅈㅓㄴㅂㅜㄱ	North Jeolla	ㅇㅣㄱㅅㅏㄴㅅㅣㅇㅡㄹ	여산면	여산면투표소
2016	Legislative (unicameral)	9ㄱㅕㅇㄱㅣ	Gyeonggi	ㅅㅣㅎㅡㅇㅅㅣ	정왕본동	정왕본동제5투
2012	Legislative (unicameral)	ㅇㅣㄴㅊㅓㄴ	Incheon	ㄴㅏㅁㄷㅗㅇㄱㅜㅇㅡㄹ	간석3동	간석3동제1투
2012	Legislative (unicameral)	ㄱㅕㅇㄴㅏㅁ	South Gyeongsang	ㅈㅣㄴㅈㅜㅅㅣ	중앙동	중앙동투표소
2012	Legislative (unicameral)	ㅈㅖㅈㅜ	Jeju	ㅅㅓㄱㅟㅍㅗㅅㅣ	표선면	표선면제4투
2012	Legislative (unicameral)	ㅅㅓㅇㅜㄹ	Seoul	ㅅㅗㅇㅍㅏㄱㅜ	잠실3동	잠실3동제6투
2012	Legislative (unicameral)	ㅅㅓㅇㅜㄹ	Seoul	ㄱㅘㅇㅈㅣㄴㄱㅜㅇㅡㄹ	구의제3동	구의제3동제2투
2012	Presidential	전라북도	North Jeolla	부안군	줄포면	줄포면제3투
2012	Presidential	울산광역시	Ulsan	울주군	범서읍	범서읍제2투
2012	Presidential	인천광역시	Incheon	동구	송림4동	송림4동제1투
2012	Presidential	경상북도	North Gyeongsang	안동시	풍천면	풍천면제2투
2012	Presidential	강원도	Gangwon	동해시	송정동	송정동제2투
2008	Legislative (unicameral)	ㄱㅕㅇㅂㅜㄱ	North Gyeongsang	문경시예천군(예천군)	보문면	보문면제2투
2008	Legislative (unicameral)	대구	Daegu	남구	대명4동	대명4동제4투

Continued on next page

Sample Electoral Units

Year	Type	NAME1	NAME1_imp	NAME2	NAME3	NAME4
2008	Legislative (unicameral)	부산	Busan	북구	구포제1동	구포제1동제3투
2008	Legislative (unicameral)	ㄱㅕㅇㄱㅣ	Gyeonggi	용인시 수지구	상현2동	상현2동제5투
2008	Legislative (unicameral)	ㅈㅓㄴㄴㅏㅁ	South Jeolla	나주시화순군(나주시)	문평면	문평면제2투
2007	Presidential	충청남도	South Chungcheong	태안군	소원면	소원면제1투
2007	Presidential	대구광역시	Daegu	달성군	현풍면	현풍면제1투
2007	Presidential	대구광역시	Daegu	수성구	고산3동	고산3동제6투
2007	Presidential	경상남도	South Gyeongsang	거창군	웅양면	웅양면투표소
2007	Presidential	전라북도	North Jeolla	군산시	구암동	구암동제2투
2004	Legislative (unicameral)	ㄱㅕㅇㄱㅣ	Gyeonggi	성남시중원구	—	은행2동제5투
2004	Legislative (unicameral)	ㄱㅕㅇㄴㅏㅁ	South Gyeongsang	의령군함안군합천군	의령군	낙서면제2투
2004	Legislative (unicameral)	ㄱㅏㅇㅇㅝㄴ	Gangwon	속초시고성군양양군	고성군	거진읍제6투
2004	Legislative (unicameral)	ㅅㅓㅇㅜㄹ	Seoul	광진구을	구의제1동	구의제1동제5투
2004	Legislative (unicameral)	ㅈㅓㄴㄴㅏㅁ	South Jeolla	담양군곡성군장성군	담양군	창평면제1투
2002	Presidential	부산광역시	Busan	서구(부산)	남부민제2동	남부민제2동제1투
2002	Presidential	경상남도	South Gyeongsang	천안시	중앙동	중앙동제2투
2002	Presidential	—	—	마포구	상수동	상수동제2투
2002	Presidential	—	—	영동군	용산면	용산면제2투
2002	Presidential	대구광역시	Daegu	동구(대구)	공산동	공산동제3투

Sample Electoral Units (continued 2/2)

NAME4_b	Lat.	Lon.
마포쌍용황금아파트(1층, 경로당), 서울특별시 마포구 마포대로4라길 30 (마포동, 마포쌍용황금아파트)	37.537	126.946
문현1동행정복지센터(2층, 회의실), 부산광역시 남구 고동골로60번길 1 (문현동)	35.143	129.071
일광자이푸르지오1단지 자이안센터(1층, 멀티미디어룸), 부산광역시 기장군 일광읍 해빛로 39-15 (일광자이푸르지오 1단지)	35.266	129.222
—	—	—
마산합포구청(지하1층, 구내식당), 경상남도 창원시 마산합포구 3·15대로 210 (중앙동3가)	35.197	128.568

Continued on next page

Sample Electoral Units (continued 2/2)

	NAME4_b	Lat.	Lon.
	산운마을13단지 커뮤니티센터(1층,멀티프로그램실), 경기도 성남시 분당구 판교원로82번길 30 (운중동)	37.386	127.073
	서부초등학교 체육관(2층), 강원특별자치도 삼척시 오십천로 279 (원당동)	37.439	129.150
	성북노인종합복지관(2층, 바둑.장기실), 서울특별시 성북구 종암로15길 10 (종암동)	37.598	127.034
	이리영등초등학교(1층,체육실), 전북특별자치도 익산시 동서로41길 37 (영등동)	35.953	126.972
	대한노인회 대전서구지회(1층, 소회의실), 대전광역시 서구 계룡로342번길 28 (갈마동)	36.353	127.366
	—	37.678	126.603
	—	35.953	128.567
	—	35.858	128.519
	—	—	—
	—	36.324	127.457

Continued on next page

Sample Electoral Units (continued 2/2)

	NAME4_b	Lat.	Lon.
	—	—	—
	—	35.226	128.769
	—	36.183	127.704
	—	37.659	126.682
	—	36.899	127.529
	—	—	—
	—	37.541	127.150
	—	35.785	128.423
	—	35.211	129.125
	—	35.542	129.425
	—	36.822	127.097
	—	37.731	127.087
	—	37.581	126.926
	—	36.058	127.085
	—	37.341	126.756
	—	37.466	126.715
	—	35.495	127.890
	—	33.332	126.798
	—	37.509	127.096
	—	37.540	127.090
	—	35.592	126.681
	—	35.569	129.246
	—	37.478	126.650
	—	36.525	128.463
	—	36.840	128.489
	—	36.690	128.511
	—	35.844	128.570
	—	—	—
	—	37.304	127.088
	—	35.030	126.611
	—	36.764	126.194
	—	35.667	128.422
	—	35.842	128.712
	—	35.803	127.916
	—	35.953	127.655

Continued on next page

Sample Electoral Units (continued 2/2)

NAME4_b	Lat.	Lon.
—	—	—
—	—	—
—	—	—
—	—	—
—	—	—
—	—	—
—	—	—
—	—	—
—	—	—
—	—	—

93.5 Aggregate Election Results

2025 Presidential

Party	Party_b	Party_c	Votes
MYUNG, Lee Jae	Democratic Party of Korea	이재명	17,114,741
MOON-SOO, Kim	People Power Party	김문수	14,324,523
JUN-SEOK, Lee	Reform Party	이준석	2,883,269
YEONG-GUK, Kwon	Democratic Labor Party	권영국	340,187
JIN-HO, Song	Independent	송진호	35,173

2024 Legislative (unicameral)

Party	Party_b	Party_c	Votes
Democratic Party of Korea	더불어민주당	—	13,330,076
People Power Party	국민의힘	—	11,669,606
People Future Party	국민의미래	—	9,464,968
Democratic Alliance of Korea	더불어민주연합	—	6,603,423
Rebuilding Korea Party	조국혁신당	—	5,945,871
New Reform Party	개혁신당	—	1,067,308
New Future Party	새로운미래	—	1,023,572
Liberty Unification Party	자유통일당	—	604,762
Green Party Korea - Justice Party	녹색정의당	—	526,933
Garak	가락특권폐지당	—	118,970
Pine Tree Party	소나무당	—	104,021
Grand National Party	한나라당	—	66,694
National Revolutionary Party	국가혁명당	—	58,800
Saenuri Party	새누리당	—	49,672
Liberty Democratic Party	자유민주당	—	34,647
The Christian Party	기독당	—	31,482
People's Grand United Party	국민대통합당	—	28,141
Our Republican Party	우리공화당	—	27,297
Every House Public Election Grand Party	가가호호공명선거대한당	—	26,990
Korean People's Party	대한국민당	—	25,712
Women's Party	여성의당	—	23,671
Labor Party	노동당	—	22,334
Hashtag People's Policy Party	히시태그국민정책당	—	22,241
Financial Reform Party	금융개혁당	—	17,587
Senior Welfare Party	노인복지당	—	13,517
Republican Party	공화당	—	13,012
Hongik Party	홍익당	—	11,749
Korean Farmers and Fishermen's Party	한국농어민당	—	11,444
Our Future	미래당	—	9,855
All Citizen's Participatory Party	가가국민참여신당	—	9,413
Towards Tomorrow, Towards the Future	내일로미래로	—	8,049
United Korean People's Party	통일한국당	—	7,533
Republic of Korea Party	대한민국당	—	7,161

Continued on next page

2024 Legislative (unicameral)

Party	Party_b	Party_c	Votes
Popular Democratic Party	대중민주당	—	6,919
Gana! The Anti-Communist Party of Korea	반공정당코리아	—	6,911
Gihuminsaeng Party	기후민생당	—	5,823
Korean Wave Union Party	한류연합당	—	3,503
Korea Business Party	대한상공인당	—	3,244
K Political Innovation Union Party	케이정치혁신연합당	—	2,638
New Korean Peninsula Party	신한반도당	—	1,358
People's Democracy Party	민중민주당	—	176

2022 Presidential

Party	Party_b	Party_c	Votes
YEOL, Yoon Suk	People Power Party	윤석열	16,299,835
JAE-MYUNG, Lee	Democratic Party of Korea	이재명	16,019,366
SANG-JUNG, Sim	Justice Party	심상정	796,196
KYUNG-YOUNG, Huh	National Revolutionary Party	허경영	278,412
JAE-YEON, Kim	Progressive Party	김재연	37,069
WON-JIN, Cho	Our Republican Party	조원진	25,657
JUN-HO, Oh	Basic Income Party	오준호	17,713
MIN-CHAN, Kim	Korean Wave Alliance	김민찬	16,976
GYEONG-HEE, Lee	Korean Unification	이경희	11,511
BAEK-YUN, Lee	Labor Party	이백윤	8,941
GYEONG-JAE, Kim	New Liberal Democratic Union	김경재	8,141
UN-HO, Ok	Saenuri Party	옥은호	4,806

2020 Legislative (unicameral)

Party	Party_b	Party_c	Votes
Democratic Party of Korea	더불어민주당	—	12,702,791
United Future Party	미래통합당	—	10,992,377
Future Korea Party	미래한국당	—	8,719,956
Platform Party	더불어시민당	—	8,321,429
Justice Party	정의당	—	2,835,273
People Party	국민의당	—	1,704,396
Open Democratic Party	열린민주당	—	1,312,049
Minsaeng Party	민생당	—	1,042,003
Independent	무소속	—	1,032,093
Christian Liberty Unification Party	기독자유통일당	—	493,329
Minjung Party	민중당	—	409,246
National Revolutionary Dividends Party	국가혁명배당금당	—	352,989
Our Republican Party	우리공화당	—	239,228
Women's Party	여성의당	—	180,159
Pro-Park New Party	친박신당	—	136,239
Dawn of Liberty Party	새벽당	—	94,474
Saenuri Party	새누리당	—	67,982
Mirae Party	미래당	—	65,658
Future Democratic Party	미래민주당	—	63,007
Green Party Korea	녹색당	—	49,452
Labor Party	노동당	—	44,272
Korea Economic Party	한국경제당	—	43,432
Let's Go! Korea	코리아	—	23,959
Hongik Party	홍익당	—	19,434
Korean Welfare Party	한국복지당	—	16,606
Republic of Korea Party	대한민국당	—	16,264
Liberty Party	자유당	—	16,152
United Democratic Party	통일민주당	—	16,083
Small and Medium-Sized Self-Employed People's Party	자영업당	—	15,701
New National Participation Party	국민참여신당	—	14,212
Awakened Citizens' Solidarity Party	깨어있는시민연대당	—	12,242
National New Political Party	국민새정당	—	11,425
Let's Go! Environmental Party	가자환경당	—	9,538

Continued on next page

2020 Legislative (unicameral)

Party	Party_b	Party_c	Votes
Future of Chungcheong Province Party	충청의미래당	—	9,305
Inter-Korean Unification Party	남북통일당	—	9,063
Let's Go! Peace and Human Rights Party	가자!평화인권당	—	7,841
Our Party	우리당	—	5,849
Greater Korea Party	대한당	—	4,348
Basic Income Party	기본소득당	—	4,125
Grand National Party	한나라당	—	1,050
People's Democratic Party	민중민주당	—	53
Republican Party	공화당	—	49

2017 Presidential

Party	Party_b	Party_c	Votes
JAE-IN, Moon	Democratic Party of Korea	문재인	13,258,234
JOON-PYO, Hong	Liberty Korea Party	홍준표	7,817,300
CHEOL-SOO, Ahn	People Party	안철수	6,933,653
SEONG-MIN, Yoo	Bareun Party	유승민	2,192,596
SANG-JUNG, Sim	Justice Party	심상정	1,988,450
WON-JIN, Cho	Saenuri Party	조원진	41,580
MIN-CHAN, Kim	Independent	김민찬	33,214
SUN-DONG, Kim	People's United Party	김선동	26,835
SUNG-MIN, Chang	Grand National Unity Party	장성민	21,287
HONG-SIK, Yoon	Hongik Party	윤홍식	18,188
KYUNG-HEE, Lee	Korean Nationalist Party	이경희	11,037
JAE-OH, Lee	Evergreen Korea Party	이재오	8,814
YOUNG-GUK, Oh	Economic Patriots Party	오영국	5,663

2016 Legislative (unicameral)

Party	Party_b	Party_c	Votes
Saenuri Party	새누리당	—	17,054,920
Democratic Party of Korea	더불어민주당	—	14,851,806
People Party	국민의당	—	9,876,710
Justice Party	정의당	—	2,098,335
Independent	무소속	—	1,673,724
Christian Liberal Party	기독자유당	—	626,291
People's United Party	민중연합당	—	297,830
Minjoo Party	민주당	—	224,267
Green Party Korea	녹색당	—	211,970
Labor Party	노동당	—	137,351
Christian Democratic Party	기독당	—	129,041
Hannara Party	한나라당	—	87,576
Green Buddhist Federation	불교당	—	30,584
Let's Go! Korea	코리아	—	26,428
Let's Go! Peace and Human Rights Party	일제·위안부·인권정당	—	24,659
Welfare National Party	복지국가당	—	21,147
Pro-Ban Unification Party	친반통일당	—	18,883
Korean National Party	한국국민당	—	17,265
United Korean Party	통일한국당	—	17,066
Republican Party	공화당	—	15,163
Employment Welfare Pension Advancement Coalition	고용복지연금선진화연대	—	13,944
Chinbak Yeondae	개혁국민신당	—	11,663
Truth Party	진리대한당	—	3,230
Pro-Peace Peace Unification Party	친반평화통일당	—	510
National Anti-Corruption Party	친반통합	—	489
Republic of Korea Party	대한민국당	—	262

2012 Presidential

Party	Party_b	Party_c	Votes
GEUN-HYE, Park	Saenuri Party	박근혜	15,243,101
JAE-IN, Moon	Democratic United Party	문재인	14,089,496
JI-WON, Kang	Independent	강지원	50,355
SOON-JA, Kim	Independent	김순자	42,144
SO-YEON, Kim	Independent	김소연	14,606
JONG-SUN, Park	Independent	박종선	11,132

2012 Legislative (unicameral)

Party	Party_b	Party_c	Votes
Saenuri Party	새누리당	—	17,814,127
Democratic United Party	민주통합당	—	15,354,852
Unified Progressive Party	통합진보당	—	3,368,038
Independent	무소속	—	1,924,066
Liberty Forward Party	자유선진당	—	1,112,796
New Progressive Party	진보신당	—	329,530
Christian Party	기독당	—	252,048
Korean Vision Party	국민생각	—	189,178
Hannara Party	한나라당	—	160,297
Pro-Park United	친박연합	—	154,148
Authentic Democratic Party	정통민주당	—	113,618
Green Party Korea	녹색당	—	101,357
Creative Korea Party	창조한국당	—	87,701
Party for Youth	청년당	—	69,489
Let's Go! The People's Center Party	가자!대국민중심당	—	56,248
Korean Christian Party	한국기독당	—	52,441
People's Happiness Party	국민행복당	—	48,813
United Buddhist Party	불교연합당	—	33,197
Party of Future Union	미래연합	—	23,000
Party for Culture and Art	한국문화 예술당	—	19,823

Continued on next page

2012 Legislative (unicameral)

Party	Party_b	Party_c	Votes
Grand Korea Party	대한국당	—	13,762
Democratic Unification Party	민주통일당	—	444
People's Power	국민의 힘	—	128

2008 Legislative (unicameral)

Party	Party_b	Party_c	Votes
Grand National Party	한나라당	—	13,882,543
United Democratic Party	통합민주당	—	9,279,370
Pro-Park Alliance	친박연대	—	2,892,849
Liberty Forward Party	자유선진당	—	2,155,622
Independent	무소속	—	1,905,003
Democratic Labor Party	민주노동당	—	1,555,618
New Progressive Party	진보신당	—	733,330
Creative Korea Party	창조한국당	—	724,301
Party for Peaceful Unification and Family	평화통일가정당	—	514,786
Christian Party	기독당	—	446,959
Party for Displaced People and National Security	국민실향안보당	—	94,525
Socialist Party	한국사회당	—	35,417
Party for Culture and Art	문화예술당	—	33,925
Party for Citizen	시민당	—	17,620
United Vocational Party	직능연합당	—	17,468
Neo-Future Party	신미래당	—	12,109
People's Association for Salvation	구국참사람연합	—	513
Unification Party	통일당	—	51

2007 Presidential

Party	Party_b	Party_c	Votes
MYUNG-BAK, Lee	Grand National Party	이명박	11,146,288
DONG-YOUNG, Chung	Grand Unified Democratic New Party	정동영	5,998,803
HOI-CHANG, Lee	Independent	이회창	3,431,848
KOOK-HYUN, Moon	Creative Korea Party	문국현	1,329,032
YOUNG-GHIL, Kwon	Democratic Labor Party	권영길	685,212
IN-JE, Lee	Democratic Party of Korea	이인제	149,497
KYUNG-YOUNG, Huh	Economic Republican Party	허경영	92,434
MIN, Geum	Socialist Party	금민	14,909
KUN-MO, Chung	True Owner Coalition	정근모	13,282
KWAN, Chun	Chamsaram Society Full True Act	전관	5,889

2004 Legislative (unicameral)

Party	Party_b	Party_c	Votes
Uri Party	열린우리당	—	16,393,004
Grand National Party	한나라당	—	15,303,911
Democratic Labor Party	민주노동당	—	3,579,111
Millennium Democratic Party	새천년민주당	—	3,057,888
United Liberal Democrats	자민련	—	1,128,590
Independent	무소속	—	920,111
Christian Party	기독당	—	230,339
National Integration 21	국민통합21	—	175,602
Green Social Democrats	녹색사민당	—	137,346
Socialist Party	사회당	—	51,856
Democratic Unity	민주화합당	—	38,850
Labor Party	노년권익보호당	—	36,691
Hope2080	가자희망2080	—	27,152
Democratic Republican Party	공화당	—	24,918
Confederation of Nations	구국총연합	—	8,982
Democratic People's Party	민주국민당	—	3,941

2002 Presidential

Party	Party_b	Party_c	Votes
MOO-HYUN, Roh	Millenium Democratic Party	노무현	11,510,896
HOI-CHANG, Lee	Grand National Party	이회창	11,203,262
YOUNG-GHIL, Kwon	Democratic Labor Party	권영길	931,260
HAN-DONG, Lee	One National People Unite	이한동	67,133
GIL-SOO, Kim	Fatherland Defenders Party	김길수	45,869
YEONG-GYU, Kim	Socialist Party	김영규	17,999

93.6 Electoral Geography

0

Electoral Units in 2025 | Geometry Type: Thiessen | Spatial Units: 13,306 (Years also geocoded at this level: 2007, 2008, 2012, 2016, 2017, 2020, 2022, 2024)

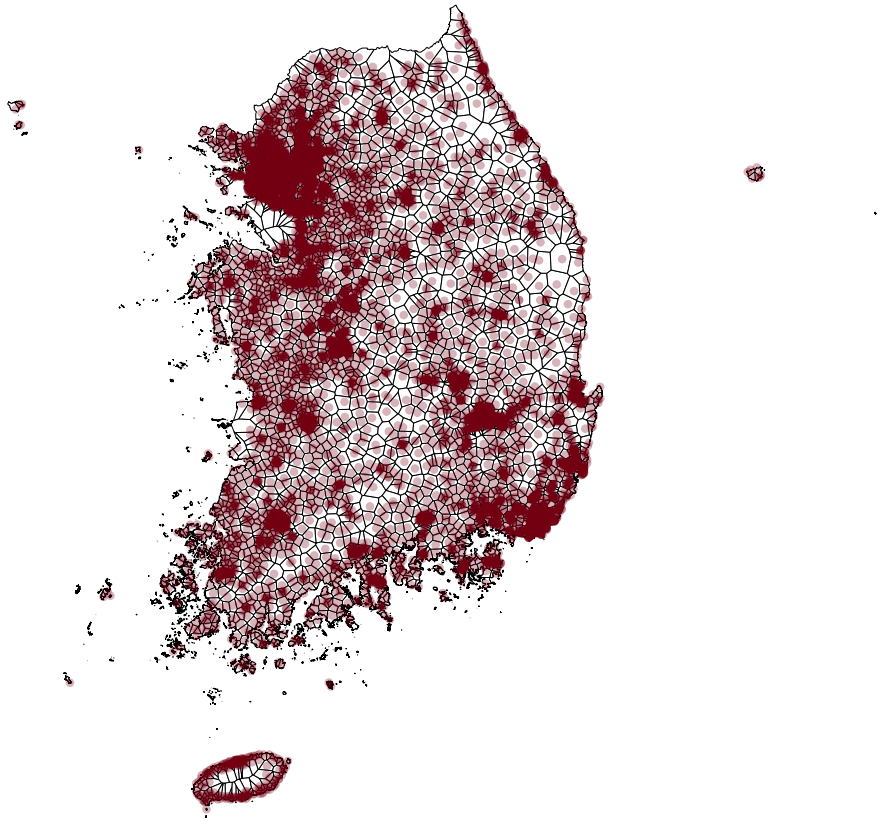

94 Spain

94.1 Notes

- Smallest physical unit: Polling Station

94.2 Data Source(s)

- Ministerio del Interior
- Instituto Nacional de Estadística
- Pérez et al. (2021)

94.3 Elections Summary

Elections Summary

Year	Election Type	Data Units	Spatial Units	% Geocoded
2023	Legislative (lower house)	60386	36413	99.7%
2019	Legislative (lower house)	62045	36317	99.9%
2016	Legislative (lower house)	57583	36190	99.9%
2015	Legislative (lower house)	57563	36201	99.9%
2011	Legislative (lower house)	59928	35925	99.8%
2008	Legislative (lower house)	59398	35586	99.9%
2004	Legislative (lower house)	56637	34612	99.8%
2000	Legislative (lower house)	53696	0	0.0%
1996	Legislative (lower house)	49269	0	0.0%
1993	Legislative (lower house)	46761	0	0.0%
1989	Legislative (lower house)	44334	0	0.0%
1986	Legislative (lower house)	42791	0	0.0%
1982	Legislative (lower house)	40813	0	0.0%

94.4 Sample Electoral Units

Sample Electoral Units

Year	Type	NAME1	NAME1_b	NAME2	NAME2_b	NAME3
2023	Legislative (LH)	Cantabria	06	Cantabria	39	Laredo
2023	Legislative (LH)	Comunidad de Madrid	12	Madrid	28	San Sebastián de los Reyes
2023	Legislative (LH)	Comunitat Valenciana	17	Castellon / Castello	12	L'Alcora

Continued on next page

Sample Electoral Units

Year	Type	NAME1	NAME1_b	NAME2	NAME2_b	NAME3
2023	Legislative (LH)	Comunidad de Madrid	12	Madrid	28	Centro
2023	Legislative (LH)	Castilla y Leon	08	Soria	42	Alentisque
2019	Legislative (LH)	Castilla La Mancha	07	Toledo	45	Torrijos
2019	Legislative (LH)	Andalucia	01	Granada	18	Trevélez
2019	Legislative (LH)	Catalunya	09	Barcelona	08	Sant Boi de Llobregat
2019	Legislative (LH)	Region de Murcia	15	Murcia	30	San Pedro del Pinatar
2019	Legislative (LH)	Extremadura	10	Caceres	10	Navaconcejo
2016	Legislative (LH)	Comunitat Valenciana	17	Valencia / Valencia	46	Estubeny
2016	Legislative (LH)	Aragon	02	Huesca	22	Estopiñán del Castillo
2016	Legislative (LH)	Andalucia	01	Granada	18	Armilla
2016	Legislative (LH)	Castilla La Mancha	07	Ciudad Real	13	Ciudad Real
2016	Legislative (LH)	Comunidad de Madrid	12	Madrid	28	Madrid
2015	Legislative (LH)	Galicia	11	Ourense	32	Ourense
2015	Legislative (LH)	La Rioja	16	La Rioja	26	Logroño
2015	Legislative (LH)	Comunidad de Madrid	12	Madrid	28	Parla
2015	Legislative (LH)	Galicia	11	A Corunya	15	Coruña (A)
2015	Legislative (LH)	Catalunya	09	Barcelona	08	Vilassar De Dalt

Continued on next page

Sample Electoral Units

Year	Type	NAME1	NAME1_b	NAME2	NAME2_b	NAME3
2011	Legislative (LH)	Andalucia	01	Malaga	29	Arriate
2011	Legislative (LH)	Comunidad de Madrid	12	Madrid	28	Morata de Tajuña
2011	Legislative (LH)	Castilla y Leon	08	Leon	24	Villafranca del Bierzo
2011	Legislative (LH)	Aragon	02	Zaragoza	50	Zaragoza
2011	Legislative (LH)	Comunitat Valenciana	17	Valencia / Valencia	46	Valencia
2008	Legislative (LH)	Catalunya	09	Barcelona	08	Sabadell
2008	Legislative (LH)	Comunidad de Madrid	12	Madrid	28	Villamanrique de Tajo
2008	Legislative (LH)	Catalunya	09	Barcelona	08	Terrassa
2008	Legislative (LH)	Catalunya	09	Girona	17	Celrà
2008	Legislative (LH)	Andalucia	01	Malaga	29	Antequera
2004	Legislative (LH)	Galicia	11	Pontevedra	36	Pontevedra
2004	Legislative (LH)	Extremadura	10	Caceres	10	Malpartida de Plasencia
2004	Legislative (LH)	Comunitat Valenciana	17	Valencia / Valencia	46	Valencia
2004	Legislative (LH)	Catalunya	09	Tarragona	43	Amposta
2004	Legislative (LH)	Comunitat Valenciana	17	Alicante / Alacant	03	Benidorm
2000	Legislative (LH)	Castilla y Leon	08	Valladolid	47	Valladolid
2000	Legislative (LH)	Castilla y Leon	08	Burgos	09	Burgos

Continued on next page

Sample Electoral Units

Year	Type	NAME1	NAME1_b	NAME2	NAME2_b	NAME3
2000	Legislative (LH)	Andalucia	01	Jaen	23	Jódar
2000	Legislative (LH)	Catalunya	09	Barcelona	08	Barcelona
2000	Legislative (LH)	Castilla y Leon	08	Salamanca	37	Villasbuenas
1996	Legislative (LH)	Galicia	11	A Corunya	15	Brion
1996	Legislative (LH)	Galicia	11	Lugo	27	Lugo
1996	Legislative (LH)	Andalucia	01	Cadiz	11	Ubrique
1996	Legislative (LH)	Catalunya	09	Barcelona	08	Vilanova I La Geltru
1996	Legislative (LH)	Castilla La Mancha	07	Toledo	45	Calera Y Chozas
1993	Legislative (LH)	Andalucia	01	Sevilla	41	Sevilla
1993	Legislative (LH)	Andalucia	01	Malaga	29	Jimera De Libar
1993	Legislative (LH)	Canarias	05	Santa Cruz de Tenerife	38	Laguna (La)
1993	Legislative (LH)	Catalunya	09	Girona	17	Figueres
1993	Legislative (LH)	Andalucia	01	Granada	18	Ugijar
1989	Legislative (LH)	Catalunya	09	Barcelona	08	Barcelona
1989	Legislative (LH)	Galicia	11	Ourense	32	Xunqueira De Espadañedo
1989	Legislative (LH)	Comunitat Valenciana	17	Valencia / Valencia	46	Mislata
1989	Legislative (LH)	Comunidad de Madrid	12	Madrid	28	Madrid

Continued on next page

Sample Electoral Units

Year	Type	NAME1	NAME1_b	NAME2	NAME2_b	NAME3
1989	Legislative (LH)	Extremadura	10	Caceres	10	Logrosan
1986	Legislative (LH)	Comunitat Valenciana	17	Valencia / Valencia	46	Valencia
1986	Legislative (LH)	Catalunya	09	Barcelona	08	Mataro
1986	Legislative (LH)	Catalunya	09	Barcelona	08	Terrassa
1986	Legislative (LH)	Pais Vasco	14	Bizkaia	48	Barakaldo
1986	Legislative (LH)	Catalunya	09	Barcelona	08	Barcelona
1982	Legislative (LH)	Comunitat Valenciana	17	Valencia / Valencia	46	Valencia
1982	Legislative (LH)	Illes Balears	04	Illes Balears	07	Mancor Del Valle
1982	Legislative (LH)	Aragon	02	Zaragoza	50	Zaragoza
1982	Legislative (LH)	Comunidad de Madrid	12	Madrid	28	Madrid
1982	Legislative (LH)	Comunidad de Madrid	12	Madrid	28	Madrid

Sample Electoral Units (continued 2/3)

	NAME3_b	NAME4	NAME5	NAME5_b	NAME6
	035	03	—	—	001

Continued on next page

Sample Electoral Units (continued 2/3)

NAME3_b	NAME4	NAME5	NAME5_b	NAME6
134	01	—	—	036
005	02	—	—	003
079	11	—	—	156
015	01	—	—	001
173	02	C E I P Villa De Torrijos	451730001	003
180	01	Ayuntamiento	181800001	001
200	02	Escola Vicente Ferrer I Moncho	082000030	016
036	01	Centro Civico Encarnacion Pozo Alvarez	300360006	006
130	01	Col.publico Manuel Mareque	101300001	001
121	01	Agencia De Lectura Municipal	461210001	001
105	01	Sala Social	221050001	001
021	01	Centro Sociocultural La Cerraca	180210003	003
034	01	Centro Asociacion De Vecinos	130340005	011
079	21	Ceip Calderon De La Barca	280790128	030
054	05	—	—	014
089	04	—	—	013
106	01	—	—	053
030	01	—	—	003
214	01	—	—	001
020	01	—	—	001
091	01	—	—	002
209	01	—	—	002
297	02	—	—	005
250	13	—	—	027
187	06	—	—	022
173	01	—	—	001

Continued on next page

Sample Electoral Units (continued 2/3)

	NAME3_b	NAME4	NAME5	NAME5_b	NAME6
	279	01	—	—	020
	049	01	—	—	001
	015	06	—	—	002
	038	02	—	—	007
	116	02	—	—	001
	250	13	—	—	016
	014	01	—	—	001
	031	02	—	—	003
	186	10	—	—	010
	059	06	—	—	006
	053	01	—	—	002
	019	02	—	—	027
	367	01	—	—	001
	013	03	—	—	001
	028	02	—	—	012
	038	01	—	—	011
	307	04	—	—	006
	028	01	—	—	002
	091	05	—	—	002
	063	01	—	—	001
	023	01	—	—	014
	066	04	—	—	003
	182	01	—	—	001
	019	07	—	—	130
	037	01	—	—	001
	169	01	—	—	019
	079	09	—	—	023
	109	01	—	—	001
	250	13	—	—	025
	121	03	—	—	008
	279	02	—	—	005
	013	06	—	—	003
	019	07	—	—	178
	250	15	—	—	026
	034	01	—	—	001

Continued on next page

Sample Electoral Units (continued 2/3)

	NAME3_b	NAME4	NAME5	NAME5_b	NAME6
	297	03	—	—	070
	079	18	—	—	079
	079	05	—	—	014

Sample Electoral Units (continued 3/3)

	NAME7	NAME7_b	Lat.	Lon.
	A	—	43.410	-3.446
	B	—	40.555	-3.629
	A	—	40.069	-0.216
	B	—	40.372	-3.738
	U	—	41.405	-2.336
	A	Calle Hernan Cortes 3	39.982	-4.269
	U	Calle Carcel 2	37.050	-3.260
	A	C Jordi Rubió I Balaguer 24	41.343	2.017
	A	Calle Alcalde Gabriel Guirao 1	37.823	-0.781
	B	Avda Extremadura 37	40.173	-5.858
	U	Calle Sant Antoni 1	39.017	-0.617
	U	Calle Mayor 5	42.010	0.550

Continued on next page

Sample Electoral Units (continued 3/3)

	NAME7	NAME7_b	Lat.	Lon.
	A	Calle Aristoteles 48	37.146	-3.620
	B	Calle Carretera De Fuensanta 18	38.970	-3.931
	B	Calle Calderon 2	40.470	-3.587
	C	—	42.358	-7.908
	U	—	42.458	-2.450
	C	—	40.225	-3.758
	B	—	43.371	-8.393
	B	—	41.509	2.360
	C	—	36.790	-5.145
	A	—	40.217	-3.418
	C	—	42.702	-6.809
	B	—	41.650	-0.881
	A	—	39.473	-0.342
	A	—	41.526	2.121
	U	—	40.076	-3.249
	U	—	41.563	2.020
	B	—	42.036	2.880
	B	—	37.037	-4.766
	B	—	42.430	-8.632
	A	—	39.947	-5.973
	B	—	39.472	-0.353
	A	—	40.714	0.581
	A	—	38.531	-0.099
	A	—	—	—
	B	—	—	—
	B	—	—	—
	U	—	—	—
	U	—	—	—
	B	—	—	—
	A	—	—	—

Continued on next page

Sample Electoral Units (continued 3/3)

	NAME7	NAME7_b	Lat.	Lon.
	U	—	—	—
	A	—	—	—
	U	—	—	—
	A	—	—	—
	A	—	—	—
	B	—	—	—
	C	—	—	—
	B	—	—	—
	U	—	—	—
	A	—	—	—
	B	—	—	—
	B	—	—	—
	A	—	—	—
	A	—	—	—
	A	—	—	—
	B	—	—	—
	A	—	—	—
	A	—	—	—
	A	—	—	—
	A	—	—	—
	A	—	—	—
	A	—	—	—
	B	—	—	—

94.5 Aggregate Election Results

2023 Legislative (lower house)

Party	Party_b	Votes
People's Party	PP	8,296,413
Spanish Socialist Workers' Party	PSOE	5,675,972
Vox	VOX	3,102,970
Unite	SUMAR	2,029,353
Socialists' Party of Catalonia	PSC	1,229,711
Unite - In Common We Can	SUMAR - ECP	501,738
Socialists' Party of Galicia	PSdeG-PSOE	494,113
Republican Left of Catalonia	ERC	472,280
We Unite to Win	SUMAR - COMPROMÍS	405,874
Together for Catalonia	JxCAT - JUNTS	401,069
Basque Country Gather	EH Bildu	338,745
Socialist Party of the Basque Country–Basque Country Left	PSE-EE (PSOE)	294,078
Basque Nationalist Party	EAJ-PNV	280,149
Animalist Party Against Mistreatment of Animals	PACMA	176,880
Galician Nationalist Bloc	B.N.G.	157,289
Socialist Party of the Balearic Islands	PSIB-PSOE	152,601
Canarian Coalition	CCa	119,675
Popular Unity Candidacy	CUP-PR	101,348
Socialist Party of Navarre	PSN-PSOE	94,224
Unite Aragón	SUMAR ARAGÓN	84,598
More for Mallorca - More for Menorca - Unite	MÉS PER MALLORCA-MÉS PER MENORCA-SUMAR	83,876
Navarrese People's Union	U.P.N.	53,008
Workers' Front	FO	47,735
New Canaries–Canarian Bloc	NC-bc	45,729
Catalan European Democratic Party	PDeCAT-E-CiU	32,750
For a Fairer World	PUM+J	25,179
Zero Cuts	RECORTES CERO	24,251
Leonese People's Union	U.P.L.	23,583
Exists	EXISTE	20,724
Communist Party of the Workers of Spain	PCTE	14,320

Continued on next page

2023 Legislative (lower house)

Party	Party_b	Votes
Yes to the Future	GBAI	10,142
Soria Now!	SY	9,839
Forward Andalusia	ADELANTE ANDALUCÍA	9,441
Jaén Deserves More	JM+	8,411
Blank Seats to Leave Empty Seats	ESCAÑOS EN BLANCO	8,277
For Ávila	XAV	7,444
Extremaduran Coalition	BQEX	5,895
Walking Together	CJ	5,882
Spanish Phalanx of the CNSO	FE de las JONS	4,813
Aragonese Party	PAR	4,335
PCTC	PCTC	3,968
Empty Spain	ESPAÑA VACIADA	3,328
Humanist Party	PH	3,080
ASTURIAS EXISTE EV	CE.FCC	2,454
XH	XH	1,963
VP	VP	1,955
Zsi	Zsi	1,935
VB	VB	1,844
POR MI REGIÓN	POR MI REGIÓN	1,788
AHORA CANARIAS-PCPC	AHORA CANARIAS-PCPC	1,742
EVB	EVB	1,486
PARTIDO AUTÓNOMOS	PARTIDO AUTÓNOMOS	1,482
JxG	JxG	1,456
Coalition for Melilla	CpM	1,336
EV-PCAS-TC	EV-PCAS-TC	1,240
Regionalist Party of the Leonese Country	PREPAL	1,124
ALM	ALM	1,030
Somos Cc	Somos Cc	1,021
PCTG	PCTG	790
F.I.A.	F.I.A.	540
3e	3e	522
Ud.Ca	Ud.Ca	485
ESCONS EN BLANC	ESCONS EN BLANC	471
GITV	GITV	376

Continued on next page

2023 Legislative (lower house)

Party	Party_b	Votes
LB	LB	297
State of Spain Unionist Party	PUEDE	295
PCTE/ELAK	PCTE/ELAK	286
EVC	EVC	273
UNIDOS SI	UNIDOS SI	269
Citizens of Democratic Centre	CCD	261
+RDS+	+RDS+	167
FUERZA CÍVICA	FUERZA CÍVICA	119

2019 Legislative (lower house)

Party	Party_b	Votes
Spanish Socialist Workers' Party	PSOE	14,305,341
People's Party	PP	9,420,693
United We Can	UNIDAS.PODEMOS	6,870,509
Vox	VOX	6,345,071
Citizens–Party of the Citizenry	Cs	5,805,983
Animalist Party Against Mistreatment of Animals	PACMA	557,155
More Country	MÁS.PAÍS	406,019
Zero Cuts - Green Group	RECORTES.CERO	47,363
Zero Cuts - Green Group	RECORTES.CERO.GV	35,042
For a Fairer World	PUM+J	27,272
Communist Party of the Peoples of Spain	PCPE	22,463
For a Fairer World	PUM.J	21,863
Communist Party of the Workers of Spain	PCTE	19,656
Internationalist Socialist Workers' Party	PCOE	18,855
Together for Catalonia	JxCAT.JUNTS	16,699

Continued on next page

2019 Legislative (lower house)

Party	Party_b	Votes
Andalusia by Herself	AxSÍ	14,046
Blank Seats	EB	13,042
Andalusia by Herself	AxSI	11,407
Actúa	PACT	11,064
Republican Left of Catalonia–Sovereigntists	ERC.SOBIRAN	8,377
Republican Left of Catalonia–Sovereigntists	ERC.SOBIRANISTES	8,369
Popular Unity Candidacy–For Rupture	CUP.PR	8,337
Republican Front	FRONT.REPUB	8,191
Galician Nationalist Bloc	BNG	7,908
Basque Country Gather	EH.Bildu	7,283
Coalició Compromís	COMPROMÍS	6,028
Més–Compromís	MÉS.COMPROM	6,019
Humanist Party	PH	5,960
Republican Left of the Valencian Country	ERPV	5,551
Basque Nationalist Party	EAJ.PNV	5,342
PCPA	PCPA	4,697
Left in Positive	IZQP	4,306
AVANT.ADELA	AVANT.ADELA	3,857
EN.MAREA(EC-UP-EQUO)	EN.MAREA(EC-UP-EQUO)	3,624
AVANT.ADELANTE.LOS.VERDES	AVANT.ADELANTE.LOS.VERDES	3,233
CCa.PNC	CCa.PNC	2,827
CCa.PNC.NC	CCa.PNC.NC	2,820
SOMOS.REGIÓ	SOMOS.REGIÓ	2,428
I.Fem	I.Fem	2,108
UIG.SOM.CUI	UIG.SOM.CUI	2,026
Sum Navarre	NA+	1,951
Yes to the Future	GBAI	1,906
Libertarian Party	P.LIB	1,778
LOS.VERDES	LOS.VERDES	1,729
CxG	CxG	1,642
AHORA.CANAR	AHORA.CANAR	1,624
CNV	CNV	1,605

Continued on next page

2019 Legislative (lower house)

Party	Party_b	Votes
Regionalist Party of Cantabria	PRC	1,565
Regionalist Party of the Leonese Country	PREPAL	1,514
NCa	NCa	1,511
UIG.SOM.CUIDES	UIG.SOM.CUIDES	1,419
CONTIGO	CONTIGO	1,414
AHORA.CANARIAS	AHORA.CANARIAS	1,321
ARA.MES.ESQ	ARA.MES.ESQ	1,199
MÉS.ESQUERR	MÉS.ESQUERR	1,192
EL.PI	EL.PI	1,162
Leonese People's Union	UPL	1,036
Puyalón	PYLN	947
Spanish Phalanx of the CNSO	FE.de.las.J	947
Federation of Independents of Aragon	FIA	928
PDSJE	PDSJE	885
C.Ex.CREx.PREx	C.Ex.CREx.PREx	848
UNIDOS.SÍ.A	UNIDOS.SÍ.A	815
Social Aragonese Movement	MAS	699
UNIÓN.REGIO	UNIÓN.REGIO	652
ANDECHA.AST	ANDECHA.AST	625
ANDECHA	ANDECHA	596
SOLIDARIA	SOLIDARIA	557
Plural Democracy	DPL	534
JF	JF	532
CILU.LINARE	CILU.LINARE	527
F8	F8	444
Riojan Party	PR	424
EXTREMADURA.UNIDA	EXTREMADURA.UNIDA	420
AUNACV	AUNACV	415
Sorian People's Platform	PPSO	402
Aragonese Union	CHA	353
Andalusian Solidarity Independent Republican Party	RISA	348
!TERUEL.EXI	!TERUEL.EXI	329
For Ávila	XAV	285

Continued on next page

2019 Legislative (lower house)

Party	Party_b	Votes
Centered	centrados	262
Revolutionary Anticapitalist Left	IZAR	261
DP	DP	213
PDSJE.UDEC	PDSJE.UDEC	213
VOU	VOU	191
Coalition for Melilla	CpM	175
Andalusian Convergence	CAnda	150
Movement for Dignity and Citizenship	MDyC	88
XXI Convergence	C21	63
C.21	C.21	54
UDT	UDT	49

2016 Legislative (lower house)

Party	Party_b	Votes
People's Party	PP	7,941,236
Spanish Socialist Workers' Party	PSOE	5,443,846
We Can	PODEMOS	5,087,538
Citizens–Party of the Citizenry	Cs	3,141,570
Animalist Party Against Mistreatment of Animals	PACMA	286,702
Zero Cuts - Green Group	RECORTES.CERO.GRUPO.VERDE	51,907
Union, Progress and Democracry	UPyD	50,247
Vox	VOX	47,182
Communist Party of the Peoples of Spain	PCPE	26,627
Blank Seats	EB	11,669
Spanish Phalanx of the CNSO	FE.de.las.J	9,909
Libertarian Party	P.LIB	2,996
Revolutionary Anticapitalist Left	IZAR	687

2015 Legislative (lower house)

Party	Party_b	Votes
People's Party	PP	7,236,966
Spanish Socialist Workers' Party	PSOE	5,545,313
We Can	PODEMOS	5,212,645
Citizens–Party of the Citizenry	Cs	3,514,528
United Left	IU	926,760
Animalist Party Against Mistreatment of Animals	PACMA	220,369
Union, Progress and Democracry	UPYD	155,153
Vox	VOX	58,114
Zero Cuts - Green Group	RECORTES.CE	48,675
Communist Party of the Peoples of Spain	PCPE	31,179
Republican Left of Catalonia–Catalonia Yes	ERC.CATSI	8,229
Democracy and Freedom	DL	8,203
Democratic Union of Catalonia	unio.cat	7,990
Spanish Phalanx of the CNSO	FE.de.las.J	7,495
Blank Seats	EB	5,168
For a Fairer World	PUM.J	4,586
X.LA.IZQUIE	X.LA.IZQUIE	4,172
NÓS	NÓS	3,952
Citizens of Democratic Centre	CCD	3,631
Basque Country Gather	EH.Bildu	3,548
Libertarian Party	P.LIB	2,854
Internationalist Solidarity and Self-Management	SAIn	2,777
CCa.PNC	CCa.PNC	2,744
SOMVAL	SOMVAL	2,632
Basque Nationalist Party	EAJ.PNV	2,602
Humanist Party	PH	2,219
Land Party	PT	1,921
National Democracy	DN	1,704
ARAPV	ARAPV	1,653
CANARIAS.DE	CANARIAS.DE	1,592

Continued on next page

2015 Legislative (lower house)

Party	Party_b	Votes
CENTRO.MODE	CENTRO.MODE	1,556
Internationalist Socialist Workers' Party	PCOE	1,227
Feminist Initiative	IFem	1,203
MÉS	MÉS	1,171
EL.PI	EL.PI	1,150
Yes to the Future	GBAI	950
EU.eX	EU.eX	847
EN.POSITIU	EN.POSITIU	818
AVANT	AVANT	741
Regionalist Party of the Leonese Country	PREPAL	689
CILUS	CILUS	580
Ln	Ln	574
mlgXSÍ	mlgXSÍ	571
CRA	CRA	470
Family and Life Party	PFyV	463
Independien	Independien	445
AJU	AJU	382
SOLUCIONA	SOLUCIONA	318
FDEE	FDEE	306
JS.PC	JS.PC	269
MAS+	MAS+	262
OE	OE	92
PLD	PLD	80

2011 Legislative (lower house)

Party	Party_b	Votes
People's Party	PP	10,866,566
Spanish Socialist Workers' Party	PSOE	7,003,511

Continued on next page

2011 Legislative (lower house)

Party	Party_b	Votes
Plural Left	IU.LV	1,686,040
Union, Progress and Democracry	UPyD	1,143,225
Equo	EQUO	216,748
Animalist Party Against Mistreatment of Animals	PACMA	102,144
Blank Seats	EB	97,673
Andalusian Party	PA	76,999
Communist Party of the Peoples of Spain	PCPE	26,254
Anti-Capitalists	ANTICAPITALISTAS	22,289
Communist Unification of Spain	UCE	15,869
For a Fairer World	PUM.J	15,845
Republican Left of Catalonia	ESQUERRA	12,733
Convergence and Union	CiU	8,118
Party for Catalonia	PxC	7,419
Humanist Party	PH	7,369
Pirate Party of Catalonia	PIRATA.CAT	6,795
Coalició Compromís - Greens Equo	COMPROMÍS.Q	6,420
FAC	FAC	5,154
Internationalist Solidarity and Self-Management	SAIn	4,700
Galician Nationalist Bloc	BNG	4,039
RPS	RPS	4,015
HARTOS.ORG	HARTOS.ORG	3,820
AMAIUR	AMAIUR	3,759
Spain 2000	ESPAÑA.2000	2,982
Basque Nationalist Party	EAJ.PNV	2,776
CC.NC.PNC	CC.NC.PNC	2,759
Spanish Phalanx of the CNSO	FE.de.las.JONS	1,876
National Democracy	DN	1,867
PRAO	PRAO	1,784
Liberal Democratic Centre	CDL	1,673
Libertarian Party	P.LIB	1,651
PIRATA	PIRATA	1,554
Canarian Nationalist Alternative	ANC	1,538

Continued on next page

2011 Legislative (lower house)

Party	Party_b	Votes
Internationalist Socialist Workers' Party	POSI	1,506
UxV	UxV	1,275
PCAS	PCAS	988
Yes to the Future	GBAI	984
C.XXI	C.XXI	910
Regionalist Party of the Leonese Country	PREPAL	894
DeC	DeC	778
Regionalist Party of Cantabria	PRC	753
ANDECHA	ANDECHA	704
UNIDAD.DEL.PUEBLO	UNIDAD.DEL.PUEBLO	667
Citizens of Democratic Centre	CCD	650
Extremaduran Coalition	CEx	622
INTERNET	INTERNET	603
ACIMA	ACIMA	562
Family and Life Party	PFyV	552
CYD	CYD	551
Social Aragonese Movement	MAS	538
PRDE	PRDE	489
Regionalist Union of Castile and León	URCL	451
UCIT	UCIT	359
PRE.R	PRE.R	315
BASTA.YA	BASTA.YA	266
PDYC	PDYC	241
HD	HD	167
Caballas	Caballas	89
The Greens–Green Group	LV.GV	88
SXT	SXT	69

2008 Legislative (lower house)

Party	Party_b	Votes
Spanish Socialist Workers' Party	PSOE	11,289,334
People's Party	PP	10,278,010
United Left	IU	969,944
Union, Progress and Democracry	UPyD	306,077
Andalusian Coalition	CA	68,679
Citizens–Party of the Citizenry	Cs	46,313
Animalist Party Against Mistreatment of Animals	PACMA	44,797
The Greens–Green List	VERDES	33,645
For a Fairer World	PUM.J	23,318
Social Democratic Party	PSD	20,126
Communist Party of the Peoples of Spain	PCPE	20,032
The Greens–Green Group	LV.GV	14,409
Spanish Phalanx of the CNSO	FE.de.las.JONS	14,023
National Democracy	DN	12,836
Republican Left of Catalonia	ESQUERRA	11,570
Citizens for Blank Votes	CENB	10,105
Family and Life Party	PFyV	9,882
The Ecologist Greens	LVE	9,240
Humanist Party	PH	9,056
Convergence and Union	CiU	8,546
Party of Almería	PdeAL	8,451
Spanish Alternative	AES	7,300
Spain 2000	E.2000	6,906
BLOC.IDPV.EV.EE	BLOC.IDPV.EV.EE	4,994
The Greens–Green Alternative	EV.AE	4,747
Authentic Phalanx	FA	4,607
Internationalist Socialist Workers' Party	POSI	4,271
RCN.NOK	RCN.NOK	4,197
Galician Nationalist Bloc	BNG	4,092
EV.LV	EV.LV	4,023
Catalan Republican Party	RC	3,912
Ei	Ei	3,145

Continued on next page

2008 Legislative (lower house)

Party	Party_b	Votes
Engine and Sports Alternative	AMD	3,000
National Alliance	AN	2,737
Basque Nationalist Party	EAJ.PNV	2,720
Basque Solidarity	EA	2,699
CC.PNC	CC.PNC	2,654
aralar	aralar	2,638
Internationalist Solidarity and Self-Management	SAIn	2,506
Commoners' Land	TC	2,486
Valencian Coalition	CVa	2,322
Aragonese Party	PAR	2,242
B.LV	B.LV	2,208
Aragonese Union	CHA	2,153
Alternative in Blank	ABLA	1,958
Pensioners in Action Party	PDLPEA	1,957
Republican Left	IR	1,929
NC.CCN	NC.CCN	1,423
Democratic and Social Centre	CDS	1,362
PNF.NO.FUMADORES	PNF.NO.FUMADORES	1,319
FRENTE	FRENTE	1,243
PARTIDO.CARLISTA	PARTIDO.CARLISTA	1,187
Valencian Nationalist Option	ONV	1,114
UNITAT.PER.LES.ILLES	UNITAT.PER.LES.ILLES	1,085
Party for Catalonia	PxCat	1,041
Liberal Democratic Centre	CDL	987
NA.BAI	NA.BAI	949
EXTREMADURA.UNIDA	EXTREMADURA.UNIDA	943
Spanish Democratic Centre	CDEs	872
Regionalist Party of the Leonese Country	PREPAL	779
Andecha Astur	AA	737
Canarian Nationalist Alternative	ANC	699
The Greens–Green Alternative	EV.AV	693
Liberal Party of State Employment and Housing	PLEVE	689

Continued on next page

2008 Legislative (lower house)

Party	Party_b	Votes
Leonese People's Union	UPL	620
Civil Liberties Party	PLCI	610
LI.LITCI	LI.LITCI	582
UNIDA	UNIDA	555
UNIDAD.DEL.PUEBLO	UNIDAD.DEL.PUEBLO	522
PARTIDO.RIOJANO	PARTIDO.RIOJANO	441
Centristas.PCTR	Centristas.PCTR	417
PLRV	PLRV	417
Union for Leganés	ULEG	411
Aragon United Citizens Party	pCUA	376
Kingdom of Valencia Identity	IRV	375
State of Spain Unionist Party	PUEDE	342
Movement for the Unity of the Canarian People	MUPC	340
CNB	CNB	320
Christian Positivist Party	PPCr	300
UCPIC	UCPIC	276
Islander Party of the Balearic Islands	PIIB	266
Regionalist Union of Castile and León	URCL	233
Carlist Traditionalist Communion	CTC	185
European Ibero-American Alliance Party	PAIE	139
Ud.Ca	Ud.Ca	132
Asturian Democratic Convergence	CDAS	130
Workers for Democracy Coalition	TD	128
PB.UB	PB.UB	121
Electronic Voting Assembly	AVE	118
For the Valencian Republic	plRV	118
Regionalist Party of Guadalajara	PRGU	113
Balearic Alliance	ABA	105
Liberal Centrist Union	UCL	83
Alliance for Burgos	AxB	81
Burgalese Citizen Initiative	ICBur	81
Independents for Cuenca	ixC	76
N.som	N.som	74

Continued on next page

2008 Legislative (lower house)

Party	Party_b	Votes
Merindades of Castile Initiative	IMC	61
Falangist Movement of Spain	MFE	59
Citizens' Group	AGRUCI	57

2004 Legislative (lower house)

Party	Party_b	Votes
Spanish Socialist Workers' Party	PSOE	11,022,577
People's Party	PP	9,762,397
United Left	IU	1,279,294
Andalusian Party	PA	181,871
Citizens for Blank Votes	CENB	40,133
Democratic and Social Centre	CDS	34,494
Socialist Party of Andalusia	PSA	24,111
Humanist Party	PH	21,812
Republican Left	IR	18,498
Family and Life Party	PFyV	16,961
National Democracy	DN	15,303
Communist Party of the Peoples of Spain	PCPE	13,265
Spanish Phalanx of the CNSO	FE.de.las.JONS	12,360
Republican Left of Catalonia	ERC	12,110
The Phalanx	FE	10,469
The Greens of Extremadura	LV.E	9,494
Convergence and Union	CiU	8,155
Republican Social Movement	MSR	6,831
The Greens–Green Alternative	EV.AE	6,593
Spanish Democratic Party	PADE	5,882
Internationalist Socialist Workers' Party	POSI	5,127
P.CANNABIS	P.CANNABIS	5,070

Continued on next page

2004 Legislative (lower house)

Party	Party_b	Votes
The Greens of the Community of Madrid	LVCM	4,912
BLOC.EV	BLOC.EV	4,878
Galician Nationalist Bloc	BNG	4,033
Authentic Phalanx	FA	3,682
Commoners' Land–Castilian Nationalist Party	TC.PNC	3,645
Spain 2000	ESPAÑA.2000	2,975
Andalusia Assembly	A	2,935
The Greens–Green Group	LV.GV	2,852
Basque Nationalist Party	EAJ.PNV	2,689
Basque Solidarity	EA	2,682
ARALAR.ZUTIK	ARALAR.ZUTIK	2,639
Canarian Coalition	CC	2,505
Aragonese Party	PAR	2,150
Aragonese Union	CHA	2,147
Party of Precarious Workers	PTPRE	2,115
Alliance for Development and Nature	ADN	1,675
AU.TO.NO.MO	AU.TO.NO.MO	1,624
Ei	Ei	1,575
Party of Self-Employed of Spain	PAE	1,551
The Greens of the Region of Murcia	LVRM	1,371
Romantic Mutual Support Party	PMAR	1,310
The Greens–Green List	VERDES	1,296
Canarian Popular Alternative	APCa	1,258
Asturianist Party	PAS	1,246
Galician People's Front	FPG	1,239
Kingdom of Valencia Identity	IRV	1,222
Carlist Party	PC	1,210
Galician Coalition	CG	1,195
United Extremadura	EU	1,116
PSM.EN.EU.EV.ER	PSM.EN.EU.EV.ER	1,059
The Greens	LV	1,029
OtraDem	OtraDem	1,013
Party of the Democratic Karma	PKD	975

Continued on next page

2004 Legislative (lower house)

Party	Party_b	Votes
Andecha Astur	AA	951
Leonese People's Union	UPL	936
Na.Bai	Na.Bai	925
Canarian Nationalist Party	PNC	918
A.IZ	A.IZ	901
Christian Positivist Party	PPCr	892
European Green Group	GVE	879
Majorcan Union	UM	865
Convergence of Democrats of Navarre	CDN	827
Republican Party	PRF	814
Alliance for National Unity	AUN	762
Independent Social Democratic Party of the Valencian Community	PSICV	662
CI	CI	642
Regionalist Party of the Leonese Country	PREPAL	638
The Greens–Green Alternative	EV.AV	637
Liberal Centrist Union	UCL	632
LI.LIT.CI	LI.LIT.CI	589
Caló Nationalist Party	PNCA	558
Alternative for Gran Canaria	AxGC	555
Asturian Left	IAS	533
Independent Social Group	ASI	525
Cantabrian Nationalist Council	CNC	522
Spanish Democratic Front	FDE	513
Union of the Salamancan People	UPSa	433
Andalusian Social Democratic Party	PSDA	360
European Nation State	N	334
Nationalist Maga Alternative	AMAGA	332
Workers for Democracy Coalition	TD	303
Balearic People's Union	UPB	293
Party of the People	LG	275
National Workers' Party	PNT	272
Ud.Ca	Ud.Ca	256
National Union	UN	253

Continued on next page

2004 Legislative (lower house)

Party	Party_b	Votes
Union of Centrists of Menorca	UCM	240
Citizens' Convergence of the South-East	CCSE	237
United Zamora	ZU	219
I.DE.S	I.DE.S	209
Regionalist Party of Guadalajara	PRGU	169
PDN	PDN	164
Socialist Party of the People of Ceuta	PSPC	88
Spanish Absolute Honesty Political Group	GPHAE	43

2000 Legislative (lower house)

Party	Party_b	Votes
People's Party	PP	10,321,178
Spanish Socialist Workers' Party	PSOE	7,918,752
United Left	IU	1,263,043
Andalusian Party	PA	206,255
Liberal Independent Group	GIL	72,162
Centrist Union - Democratic and Social Centre	UC.CDS	23,576
Humanist Party	PH	19,683
Natural Law Party	PLN	17,372
The Phalanx	FE	14,018
The Greens–Green List	VERDES	12,789
Republican Left of Catalonia	ERC	10,020
Spain 2000 Platform	ES2000	9,562
Spanish Democratic Party	PADE	9,136
Andalusian Left	IAN	8,175
Communist Party of the Peoples of Spain	PCPE	8,067

Continued on next page

2000 Legislative (lower house)

Party	Party_b	Votes
Convergence and Union	CiU	7,739
Initiative for Catalonia Greens	IC.V	7,632
Internationalist Socialist Workers' Party	POSI	7,131
The Greens–Green Group	LV.GV	6,901
Independent Spanish Phalanx - Phalanx 2000	FEI.FE.2000	6,621
The Greens–Green Alternative	EV.AV	5,173
BLOC.VERDS	BLOC.VERDS	4,905
The Ecologist Greens	LVE	4,829
The Greens of the Community of Madrid	LVCM	4,533
Commoners' Land–Castilian Nationalist Party	TC.PNC	4,338
Valencian Union	UV	4,315
Galician Nationalist Bloc	BNG	3,894
Basque Nationalist Party	EAJ.PNV	3,424
Basque Solidarity	EA	3,423
Andalusian Nation	NA	3,262
Andalusia Assembly	A	2,725
Catalan State	EC	2,505
AU.TO.NO.MO	AU.TO.NO.MO	2,293
Republican Action	AR	2,292
Canarian Coalition	CC	2,233
Aragonese Party	PAR	2,099
Aragonese Union	CHA	2,066
EL.PAPI	EL.PAPI	1,894
Regionalist Union of Castile and León	URCL	1,885
Asturian Renewal Union	URAS	1,592
Carlist Party	PC	1,491
Asturianist Party	PAS	1,396
LI.LIT.CI	LI.LIT.CI	1,355
Party Association of Widows and Legal Wives	PAVIEL	1,295
Galician Coalition	CG	1,209
United Extremadura	EU	1,131

Continued on next page

2000 Legislative (lower house)

Party	Party_b	Votes
Galician Democracy	DG	1,117
Self-Employed Spanish Party	PEDA	1,116
Party of Self-Employed of Spain	PAE	1,091
IR.PRE	IR.PRE	1,047
Madrilenian Independent Regional Party	PRIM	1,031
Party of the Democratic Karma	PKD	1,012
EVIB	EVIB	1,001
PSM.EN	PSM.EN	996
Andecha Astur	AA	947
Galician People's Front	FPG	945
UM.INME	UM.INME	880
URAL	URAL	838
Convergence of Democrats of Navarre	CDN	826
Regionalist Party of the Leonese Country	PREPAL	809
Caló Nationalist Party	PNCA	797
PREX.CREX	PREX.CREX	738
Valencian Nationalist Left	ENV	727
Leonese People's Union	UPL	719
PCL	PCL	659
Aragonese Initiative	INAR	644
Asturian Left Bloc	BIA	608
PPCR	PPCR	546
UP.CAN	UP.CAN	543
Cantabrian Nationalist Council	CNC	532
CSD.L	CSD.L	495
Federal Progressives	PF	468
SIEX	SIEX	445
P.RIOJANO	P.RIOJANO	433
New Region	NR	411
Independent Salamancan Union	USI	374
Voice of the Andalusian People	VDPA	364
Balearic People's Union	UPB	341
ENE	ENE	335

Continued on next page

2000 Legislative (lower house)

Party	Party_b	Votes
Zamoran People's Union	UPZ	318
Independent Initiative	II	305
LF	LF	305
CCS	CCS	304
Lanzarote Independents Party	PIL	303
New Force	FN	290
Iberian Union	UNIB	281
Social and Autonomist Liberal Group	ALAS	276
Workers for Democracy Coalition	TD	267
Pensionist Assembly of the Canaries	TPC	238
Balearic Islands Renewal Party	PRIB	230
Party of El Bierzo	PB	220
Regionalist Party of Guadalajara	PRGU	185
National Union	UN	179
Movement for Humanist Socialism	MASH	94
Socialist Party of the People of Ceuta	PSPC	79
CIVES	CIVES	66
Localist Bloc of Melilla	BLM	66
Democratic Party of the People	PDEP	65
National Alliance	AN	33

1996 Legislative (lower house)

Party	Party_b	Votes
People's Party	PP	9,714,428
Spanish Socialist Workers' Party	PSOE	9,425,069
United Left	IU	2,639,544
Andalusian Party	PA	134,800
Centrist Union	UC	44,776
The Ecologist Greens	LVE	19,086

Continued on next page

1996 Legislative (lower house)

Party	Party_b	Votes
Workers' Revolutionary Party	PRT	14,847
Communist Party of the Peoples of Spain	PCPE	14,508
Humanist Party	PH	13,836
Authentic Spanish Phalanx	FEA	12,109
Republican Left of Catalonia	ERC	9,772
Convergence and Union	CiU	7,319
The Greens–Green Group	LV.GV	5,463
Valencian Union	UV	4,074
Galician Nationalist Bloc	BNG	3,664
Andalusian Nation	N.A.	3,505
UPV.BN	UPV.BN	3,474
Popular Unity	HB	3,284
Basque Solidarity	EA	3,214
Basque Nationalist Party	EAJ.PNV	3,134
The Greens	LV	2,931
Ecologist Party of Catalonia	PEC	2,798
Alliance for National Unity	AUN	2,496
Commoners' Land–Castilian Nationalist Party	TC.PNC	2,296
Republican Coalition	CR	2,186
Canarian Coalition	CC	1,964
Aragonese Union	CHA	1,861
Regionalist Union of Castile and León	URCL	1,781
Regionalist Party of the Leonese Country	PREPAL	1,505
Asturianist Party	PAS	1,432
Independent Spanish Phalanx	FEI	1,276
Madrilenian Independent Regional Party	PRIM	1,253
Popular Front of the Canary Islands	FREPIC	1,213
Regionalist Party of Castilla-La Mancha	PRCM	1,187
Galician People's Front	FPG	1,174
Basque Citizen Initiative	ICV.GORORDO	1,145
Extremaduran Coalition	CEX	1,140

Continued on next page

1996 Legislative (lower house)

Party	Party_b	Votes
SOS Nature	SOS	1,124
Red-Green Party	PRV	1,090
Citizen Independent Platform of Catalonia	PICC	997
Republican Action	AR	982
PSM.ENE	PSM.ENE	918
Convergence of Democrats of Navarre	CDN	832
Valencian Nationalist Left	ENV	814
Majorcan Union	UM	778
Party of Self-Employed of Spain	PAE	767
New Region	NR	750
Leonese People's Union	UPL	692
SIEX	SIEX	585
Citizen Democratic Action	ADEC	511
Nationalist Canarian Party	PCN	442
Alicantine Provincial Union	UPRA	421
P.RIOJANO	P.RIOJANO	411
ENE	ENE	408
Voice of the Andalusian People	VDPA	388
Democratic Andalusian Unity	UAD	374
Social and Autonomist Liberal Group	ALAS	310
Balearic Alliance	ABA	276
Spanish Autonomous League	LAE	249
Party of El Bierzo	PB	239
Aragonese Social Dynamic	DSA	203
Party of the People	LG	194
Regionalist Party of Guadalajara	PRGU	153
Inter-Zamoran Party	PIZ	120
Revolutionary Workers' Party	POR	79
Socialist Party of the People of Ceuta	PSPC	67
Nationalist Party of Melilla	PNM	55

1993 Legislative (lower house)

Party	Party_b	Votes
Spanish Socialist Workers' Party	PSOE	9,141,300
People's Party	PP	8,190,551
United Left	IU	2,249,950
Democratic and Social Centre	CDS	413,866
The Greens–Green List	VERDES	186,515
Andalusian Party	PA	96,513
The Ecologists	LE	68,793
European Democratic Alliance	ADE	54,422
Andalusian Progress Party	PAP	43,169
Workers' Socialist Party	PST	30,070
Liberal Independent Group	GIL	16,452
Natural Law Party	PLN	11,388
Communist Party of the Peoples of Spain	PCPE	10,233
Humanist Party	PH	8,834
Republican Left of Catalonia	ERC	8,095
Spanish Phalanx of the CNSO	FE.JONS	7,988
Coalition for a New Socialist Party	NPS	7,986
Convergence and Union	CiU	7,378
Revolutionary Workers' Party	POR	6,056
PEC.VERDE	PEC.VERDE	4,402
Valencian Union	UV	3,741
Valencian People's Union	UPV	3,570
Galician Nationalist Bloc	BNG	3,432
Popular Unity	HB	3,209
EA.EUE	EA.EUE	3,144
Basque Nationalist Party	EAJ.PNV	3,085
Commoners' Land–Castilian Nationalist Party	TC.PNC	2,476
United Extremadura	EU	2,429
Aragonese Party	PAR	1,928
Canarian Coalition	CC	1,737
Leonese People's Union	UPL	1,636
Spanish Democratic Republican Action	ARDE	1,567

Continued on next page

1993 Legislative (lower house)

Party	Party_b	Votes
Aragonese Union	CHA	1,479
Madrilenian Independent Regional Party	PRIM	1,345
Party of El Bierzo	PB	1,283
Asturianist Party	PAS	1,276
Independent Citizen Group	ACI	1,171
AG	AG	1,140
Regionalist Union of Castile and León	URCL	1,101
Valencian Nationalist Left	ENV	1,016
PSM.ENE	PSM.ENE	893
CNG	CNG	889
PGC	PGC	880
Spanish Catholic Movement	MCE	841
UMMP	UMMP	821
Carlist Party	PC	818
SEES	SEES	794
Independent Spanish Phalanx	FEI	783
PVPA	PVPA	760
ARCOIRIS	ARCOIRIS	696
Centrist Union	UC	625
PREX	PREX	621
Regionalist Party of the Leonese Country	PREPAL	616
Authentic Spanish Phalanx	FEA	611
FPE	FPE	538
Regionalist Party of Cantabria	PRC	514
UPCA	UPCA	514
UDLA	UDLA	492
Andecha Astur	AA	489
AIGRANC	AIGRANC	471
PIAP	PIAP	466
ATF	ATF	451
UNI.D.A	UNI.D.A	409
P.RIOJANO	P.RIOJANO	403
CONCEYU	CONCEYU	351

Continued on next page

1993 Legislative (lower house)

Party	Party_b	Votes
Aragonese Unity	UA	338
PITRCG	PITRCG	306
ABE	ABE	294
APP	APP	268
Party of the People	LG	255
OS	OS	211
Canarian Nationalist Party	PNC	208
PRB	PRB	206
P.TAGOROR	P.TAGOROR	202
IF	IF	196
MCES	MCES	186
Regionalist Party of Guadalajara	PRGU	121
Socialist Party of the People of Ceuta	PSPC	66
Nationalist Party of Castile and León	PANCAL	54
US	US	48
Initiative for Ceuta	INCE	25

1989 Legislative (lower house)

Party	Party_b	Votes
Spanish Socialist Workers' Party	PSOE	8,116,109
People's Party	PP	5,292,539
United Left	IU	1,856,849
Democratic and Social Centre	CDS	1,619,197
Ruiz-Mateos Group	RUIZ.MATEOS	219,699
Andalusian Party	PA	213,051
The Greens–Green List	LV.LV	148,478
The Ecologist Greens	LVE	135,857
Workers' Party of Spain–Communist Unity	PTE.UC	86,874

Continued on next page

1989 Legislative (lower house)

Party	Party_b	Votes
Workers' Socialist Party	PST	83,841
Communist Party of the Peoples of Spain	PCPE	63,040
Spanish Phalanx of the CNSO	FE.JONS	24,203
Humanist Party	PH	15,970
Republican Action	AR	12,816
Spanish Vertex Ecological Development Revindication	VERDE	10,205
Social Democratic Coalition	CSD	7,297
Convergence and Union	CiU	6,978
Republican Left of Catalonia	ERC	6,718
Green Alternative–Ecologist Movement of Catalonia	AV.MEC	6,199
Revolutionary Workers' Party of Spain	PORE	5,327
Centrist Unity-Democratic Spanish Party	PED	4,945
Valencian Union	UV	3,477
Valencian People's Union	UPV	3,370
Galician Nationalist Bloc	BNG	3,119
Popular Unity	HB	3,113
Basque Country Left	EE	3,087
Basque Solidarity	EA	3,078
Galician Coalition	CG	3,045
PSG	PSG	2,997
Basque Nationalist Party	EAJ.PNV	2,886
Asturianist Party	PAS	2,527
PNG.PG	PNG.PG	2,399
Regional Party of Madrid	PAM	2,148
Group of Madrid Radicals	GRM	2,136
ENV.URV	ENV.URV	1,997
Aragonese Party	PAR	1,803
Canarian Nationalist Assembly	ACN	1,481
Canarian Independent Groups	AIC	1,463
Galician People's Front	FPG	1,454
CSDyL	CSDyL	1,356
UA.CH.A	UA.CH.A	1,159

Continued on next page

1989 Legislative (lower house)

Party	Party_b	Votes
EX.U	EX.U	1,109
Regionalist Party of the Leonese Country	PREPAL	1,042
Asturian Nationalist Unity	UNA	976
MV	MV	831
PSM.ENE	PSM.ENE	831
Spanish Democratic Republican Action	ARDE	788
Independent Citizen Group	ACI	777
Independents of Gran Canaria	IGC	726
Balearic Union	UB	698
Seven Green Stars	SEV	598
Independent Spanish Phalanx	FEI	565
Nationalist Party of Castile and León	PANCAL	549
Alicanton Alicantine Coalition	COA	517
RXC	RXC	310
TAGOROR	TAGOROR	285
PEE.LV	PEE.LV	271
PRB	PRB	267
P.PR	P.PR	191
Regionalist Party of Guadalajara	PRGU	154
United Ceuta	CEU	54
Spanish Nationalist Party of Melilla	PNEM	44
Communist Party of Spain (Marxist–Leninist)	PCE.ML	3

1986 Legislative (lower house)

Party	Party_b	Votes
Spanish Socialist Workers' Party	PSOE	8,903,004
People's Coalition	AP.PDP.PL	5,248,425

Continued on next page

1986 Legislative (lower house)

Party	Party_b	Votes
Democratic and Social Centre	CDS	1,862,190
United Left	IU	934,860
Communists' Unity Board	MUC	229,727
Democratic Reformist Party	PRD	195,238
Andalusian Party	PA	94,082
Workers' Socialist Party	PST	77,934
Party of the Communists of Catalonia	PCC	57,631
Spanish Phalanx of the CNSO	FE.JONS	47,641
Communist Unification of Spain	UCE	42,648
Republican Popular Unity	UPR	27,279
Internationalist Socialist Workers' Party	POSI	22,181
Socialist Party of the Andalusian People	PSPA	15,019
Spanish Vertex Ecological Development Revindication	VERDE	11,536
Green Alternative	AV	9,021
The Greens	LV	7,912
Convergence and Union	CiU	6,946
Union of the Catalan Left	PSUC.ENE	6,755
Republican Left of Catalonia	ERC	6,660
Revolutionary Workers' Party of Spain	PORE	3,418
Valencian People's Union	UPV	3,304
Galician Coalition	CG	3,085
Popular Unity	HB	3,077
Basque Country Left	EE	3,044
Basque Nationalist Party	EAJ.PNV	3,023
Valencian Union	UV	3,021
PSG.EG	PSG.EG	2,915
Galician Nationalist Bloc	BNG	2,753
PSDC	PSDC	2,704
CUN	CUN	2,591
PG.EU	PG.EU	2,338
Aragonese Party	PAR	1,789
AC.INC	AC.INC	1,418
Canarian Independent Groups	AIC	1,414
Natural Culture	CN	1,347

Continued on next page

1986 Legislative (lower house)

Party	Party_b	Votes
United Extremadura	EU	1,124
ENV.URV	ENV.URV	1,095
Regionalist Party of the Leonese Country	PREPAL	958
Almerian Regionalist Union	CL	838
PSM.EN	PSM.EN	755
LOC	LOC	693
Centrist Unity-Democratic Spanish Party	PED	643
PRM	PRM	616
PMCN	PMCN	582
PROV	PROV	540
Nationalist Party of Castile and León	PANCAL	488
ADEI	ADEI	390
PAEC	PAEC	125
AE.AIC	AE.AIC	46
Andalusian Coalition	CA	46
LKI	LKI	3
EMK	EMK	1

1982 Legislative (lower house)

Party	Party_b	Votes
Spanish Socialist Workers' Party	PSOE	10,171,920
People's Coalition	AP.PDP	5,616,661
Union of the Democratic Centre	UCD	1,427,920
Communist Party of Spain	PCE	850,374
Democratic and Social Centre	CDS	616,452
Workers' Socialist Party	PST	112,086
New Force	FN	111,573
Socialist Party of Andalusia–Andalusian Party	PSA.PA	89,030

Continued on next page

1982 Legislative (lower house)

Party	Party_b	Votes
Spanish Solidarity	SE	30,475
Communist Unification of Spain	UCE	30,147
Internationalist Socialist Workers' Party	PCOE	27,755
Communist Party of Spain (Marxist–Leninist)	PCE.ML	27,424
Communist Unity Candidacy	CUC	18,275
Socialist Party	PS	17,587
Falangist Movement of Spain	MFE	10,342
Convergence and Union	CiU	6,408
Republican Left of Catalonia	ERC	6,242
Party of the Communists of Catalonia	PCC	5,498
NE	NE	5,352
LC.COSI	LC.COSI	3,929
Popular Unity	HB	2,906
Basque Nationalist Party	EAJ.PNV	2,894
Basque Country Left	EE	2,880
B.PSG	B.PSG	2,628
CE.FCC	CE.FCC	2,448
FIC	FIC	2,317
Valencian People's Union	UPV	2,317
EUPV	EUPV	2,238
EG	EG	2,232
LCR	LCR	1,997
CC.1	CC.1	1,622
Socialist Party of Andalusia	PSA	1,412
Spanish Phalanx of the CNSO	FE.JONS	1,368
ENV.URV	ENV.URV	1,303
Independent Citizen Group	ACI	1,272
FE.I	FE.I	1,228
MC	MC	1,162
United Extremadura	EU	1,047
UPC	UPC	1,039
AC.CC	AC.CC	1,018
M.CAT.E	M.CAT.E	936
AEGI	AEGI	863

Continued on next page

1982 Legislative (lower house)

Party	Party_b	Votes
PADL	PADL	845
Canarian Nationalist Party	PNC	825
Regionalist Party of the Leonese Country	PREPAL	768
IDG	IDG	730
PSM	PSM	653
AEBA	AEBA	523
Canarian Coalition	CC	508
Republican Left	IR	370
ASDC	ASDC	355
Authentic Phalanx	FA	353
PDB	PDB	307
LCR.MC	LCR.MC	296
PRE	PRE	211
Party of Self-Employed of Spain	PAE	153
PPR	PPR	111
Carlist Party	PC	96
PNC.1	PNC.1	36
EMK	EMK	13
PCU	PCU	10
Asturian Left Bloc	BIA	3
EM	EM	2

94.6 Electoral Geography

0

Electoral Units in 2023 | Geometry Type: Actual | Spatial Units: 36,413 (Years also geocoded at this level: 2004, 2008, 2011, 2015, 2016, 2019)

95 Sri Lanka

95.1 Notes

- Smallest physical unit: Polling Division

95.2 Data Source(s)

- Election Commission of Sri Lanka

95.3 Elections Summary

Elections Summary

Year	Election Type	Data Units	Spatial Units	% Geocoded
2020	Legislative (unicameral)	182	153	95.6%

95.4 Sample Electoral Units

Sample Electoral Units

Year	Type	NAME1	NAME2	NAME2_b	Lat.	Lon.
2020	Legislative (unicameral)	Colombo	Borella	3	6.855	79.941
2020	Legislative (unicameral)	Gampaha	Mahara	25	7.029	80.012

Continued on next page

Sample Electoral Units

Year	Type	NAME1	NAME2	NAME2_b	Lat.	Lon.
2020	Legislative (unicameral)	Jaffna	Chawakachcheri	86	9.640	80.264
2020	Legislative (unicameral)	Kalutara	Panadura	29	6.715	79.924
2020	Legislative (unicameral)	Puttalam	Wennappuwa	121	7.352	79.883

95.5 Aggregate Election Results

2020 Legislative (unicameral)

Party	Party_b	Votes
Sri Lanka People's Freedom Alliance	SLPP	6,216,848
Samagi Jana Balawegaya	SJB	2,613,113
National People's Power	JJB	404,357
Tamil National Alliance	ITAK	306,775
United National Party	UNP	230,398
Tamil Makkal Viduthalai Pulikal	TMVP	65,170
Our Power of People's Party	OPPP	64,845
Tamil National People's Front	AITC	63,772
Sri Lanka Freedom Party	SLFP	63,670
Eelam People's Democratic Party	EPDP	57,419
Muslim National Alliance	MNA	54,747
Tamil People's National Alliance	TMTK	45,891
All Ceylon Makkal Congress	ACMC	42,079
Sri Lanka Muslim Congress	SLMC	33,049

Continued on next page

2020 Legislative (unicameral)

Party	Party_b	Votes
United Peace Alliance	UPA	30,293
All Lanka Tamil Mahasabha	AITM	28,317
National Congress	NC	27,156
Independent	IND01_D04	24,983
Independent	IND01_D06	16,810
Independent	IND05_D10	15,154
National Development Front	JSWP	14,303
Front Socialist Party	FSP	13,536
Independent	IND11_D04	13,473
Social Democratic Party of Tamils	SDPT	11,133
National Congress	NO	10,401
Tamil United Liberation Front	TULF	9,450
Socialist Party of Sri Lanka	SPS	9,200
People's Welfare Front	JSP	7,130
Independent	IND01_D03	6,049
Independent	IND04_D02	5,509
Independent	IND02_D10	5,140
United Left Front	ULF	4,771
Sinhalese National Front	SJP	4,714
New Democratic Front	NEWDF	4,614
Independent	IND05_D03	4,451
Liberal Party	LP	4,235
Independent	IND08_D06	3,789
National People's Party	NPP	3,647
Independent	IND02_D19	3,414
Democratic United National Front	DUNF	3,405
National Democratic Front	NDF	3,404
Independent	IND09_D10	3,248
Independent	IND10_D06	3,145
Sri Lanka Labour Party	SLLP	3,042
Independent	IND06_D21	2,965
Independent	IND01_D11	2,914
Democratic Left Front	DLF	2,888
Independent	IND03_D05	2,866
Independent	IND10_D15	2,442

Continued on next page

2020 Legislative (unicameral)

Party	Party_b	Votes
Independent	IND03_D11	2,304
Independent	IND07_D08	2,251
Independent	IND02_D15	2,200
Independent	IND08_D10	1,991
Independent	IND07_D01	1,906
Independent	IND03_D19	1,811
Independent	IND09_D02	1,771
Independent	IND17_D01	1,617
Independent	IND04_D06	1,565
Independent	IND02_D21	1,396
Independent	IND04_D14	1,380
Independent	IND09_D17	1,374
Independent	IND09_D11	1,358
New Sinhala Heritage	NSU	1,300
Independent	IND02_D06	1,282
Independent	IND10_D12	1,258
Independent	IND02_D01	1,189
Independent	IND19_D01	1,173
United Socialist Party	USP	1,168
Independent	IND01_D16	1,121
Independent	IND14_D10	1,076
Motherland People's Party	MJP	1,048
Eelavar Democratic Front	EDF	1,002
Independent	IND14_D12	1,001
Independent	IND01_D17	995
Independent	IND20_D11	988
Independent	IND05_D11	974
Independent	IND06_D06	971
Independent	IND18_D02	922
Independent	IND08_D01	890
Independent	IND12_D03	882
Independent	IND06_D04	859
Independent	IND06_D12	794
Independent	IND04_D10	791
Independent	IND19_D12	777

Continued on next page

2020 Legislative (unicameral)

Party	Party_b	Votes
Socialist Equality Party	SEP	767
Independent	IND12_D07	759
Independent	IND02_D04	735
Independent	IND22_D11	728
Lanka Sama Samaja Party	LSSP	726
Independent	IND09_D19	708
Independent	IND07_D22	692
Independent	IND24_D13	676
Independent	IND10_D01	672
Independent	IND11_D02	671
Independent	IND11_D01	650
Independent	IND02_D03	646
Independent	IND22_D12	646
Independent	IND01_D09	637
All Are Citizens All Are Kings Organization	OWORS	624
Independent	IND12_D06	623
Independent	IND13_D01	617
Independent	IND07_D10	615
Independent	IND17_D12	612
Independent	IND01_D21	597
Independent	IND14_D14	594
Independent	IND15_D01	579
Independent	IND24_D11	565
Independent	IND13_D02	552
Independent	IND03_D20	529
Independent	IND10_D04	523
Independent	IND05_D17	519
Independent	IND03_D15	516
Independent	IND09_D13	512
Independent	IND03_D02	509
Independent	IND04_D13	509
Independent	IND26_D13	501
Independent	IND15_D11	495
Independent	IND12_D13	492

Continued on next page

2020 Legislative (unicameral)

Party	Party_b	Votes
Independent	IND24_D01	472
Independent	IND27_D13	472
Independent	IND03_D18	465
Independent	IND05_D01	457
Independent	IND03_D06	452
Independent	IND02_D07	451
Independent	IND10_D05	438
Independent	IND05_D05	420
Independent	IND04_D17	419
Independent	IND07_D11	418
Independent	IND12_D04	409
Independent	IND10_D17	408
Independent	IND13_D03	383
Independent	IND01_D01	379
Independent	IND28_D11	375
Independent	IND18_D13	365
Independent	IND03_D10	359
Independent	IND06_D05	354
Independent	IND15_D02	346
Independent	IND13_D07	345
Independent	IND07_D06	339
Independent	IND07_D04	331
Independent	IND12_D19	329
Independent	IND10_D19	327
Independent	IND02_D14	326
Independent	IND07_D05	323
Independent	IND03_D01	321
Independent	IND09_D16	321
Independent	IND09_D15	320
Independent	IND09_D12	317
Independent	IND01_D15	315
Independent	IND10_D11	314
Independent	IND02_D11	309
Independent	IND25_D01	308
Independent	IND05_D19	304

Continued on next page

2020 Legislative (unicameral)

Party	Party_b	Votes
Independent	IND05_D21	301
Independent	IND07_D09	298
Independent	IND07_D15	296
Independent	IND13_D06	293
Independent	IND04_D01	292
Independent	IND04_D21	290
Independent	IND26_D01	290
Independent	IND01_D07	289
Independent	IND09_D01	283
Independent	IND05_D06	279
Independent	IND11_D06	278
Independent	IND11_D19	278
Independent	IND03_D03	273
Independent	IND03_D22	272
Independent	IND20_D01	271
Independent	IND06_D01	263
Independent	IND01_D22	260
Independent	IND02_D20	255
Independent	IND04_D08	254
Independent	IND14_D02	254
Independent	IND04_D16	253
Independent	IND25_D11	252
Independent	IND06_D13	250
Independent	IND07_D17	250
Independent	IND01_D14	249
Independent	IND03_D04	248
Independent	IND18_D12	248
Independent	IND18_D11	239
Independent	IND17_D02	237
Independent	IND08_D05	234
Independent	IND21_D01	234
Independent	IND08_D15	228
Independent	IND12_D02	228
Independent	IND01_D19	226
Independent	IND01_D20	224

Continued on next page

2020 Legislative (unicameral)

Party	Party_b	Votes
Independent	IND04_D03	222
Independent	IND19_D11	222
Independent	IND06_D17	220
Independent	IND05_D22	219
Independent	IND12_D10	219
Independent	IND04_D20	217
Independent	IND16_D16	216
Independent	IND04_D19	214
Independent	IND06_D02	213
Independent	IND15_D12	213
Independent	IND07_D20	212
Independent	IND12_D01	210
Independent	IND14_D11	209
Independent	IND01_D18	208
Independent	IND06_D10	208
Independent	IND01_D10	205
Independent	IND05_D02	199
Independent	IND07_D03	199
Independent	IND11_D07	198
Independent	IND20_D13	198
Independent	IND08_D11	191
Independent	IND01_D05	190
Independent	IND11_D13	190
Independent	IND08_D03	179
Independent	IND11_D16	179
Independent	IND06_D08	175
Independent	IND34_D13	175
Independent	IND05_D09	174
Independent	IND03_D17	172
Independent	IND10_D02	171
Independent	IND10_D14	171
Independent	IND03_D21	167
Independent	IND04_D22	167
Independent	IND09_D04	166
Independent	IND08_D13	165

Continued on next page

2020 Legislative (unicameral)

Party	Party_b	Votes
Independent	IND17_D13	165
Independent	IND05_D08	164
Independent	IND22_D01	164
Independent	IND07_D12	163
Independent	IND27_D11	161
Independent	IND01_D02	160
Independent	IND08_D07	160
Independent	IND20_D12	160
Independent	IND02_D02	159
Independent	IND02_D17	158
Independent	IND16_D02	157
Independent	IND05_D04	156
Independent	IND08_D09	156
Independent	IND08_D17	156
Independent	IND02_D13	151
Independent	IND06_D19	151
Independent	IND10_D03	151
Independent	IND04_D11	150
Independent	IND13_D10	150
Independent	IND06_D22	145
Independent	IND18_D01	145
Independent	IND10_D10	143
Independent	IND05_D20	142
Independent	IND06_D20	141
Independent	IND10_D13	141
Independent	DUA	140
Independent	IND07_D02	137
Independent	IND07_D18	137
Independent	IND08_D04	137
Independent	IND09_D06	137
Independent	IND14_D13	137
Independent	IND15_D16	137
Independent	IND08_D19	136
Independent	IND19_D16	135
Independent	IND11_D11	133

Continued on next page

2020 Legislative (unicameral)

Party	Party_b	Votes
Independent	IND09_D03	132
Independent	IND11_D03	124
Independent	IND04_D04	121
Independent	IND02_D05	120
Independent	IND09_D05	120
Independent	IND14_D16	115
Independent	IND11_D14	113
Independent	IND04_D07	108
Independent	IND09_D20	108
Independent	IND17_D16	108
Independent	IND08_D12	107
Independent	IND04_D15	104
Independent	IND07_D19	104
Independent	IND16_D12	104
Independent	IND02_D22	102
Independent	IND05_D07	102
Independent	IND06_D07	101
Independent	IND21_D11	101
Independent	IND06_D18	98
Independent	IND05_D14	97
Independent	IND06_D15	97
Independent	IND04_D05	96
Independent	IND08_D18	96
Independent	IND10_D16	96
Independent	IND23_D11	94
Independent	IND13_D12	93
Independent	IND11_D10	92
Independent	IND07_D07	91
Independent	IND08_D20	91
Independent	IND05_D15	90
Independent	IND09_D07	90
Independent	IND10_D07	90
Independent	IND04_D12	87
Independent	IND08_D14	86
Independent	IND21_D13	86

Continued on next page

2020 Legislative (unicameral)

Party	Party_b	Votes
Independent	IND14_D01	85
Independent	IND02_D16	82
Independent	IND12_D16	81
Independent	IND06_D03	80
Independent	IND08_D02	79
Independent	IND02_D09	77
Independent	IND16_D11	77
Independent	IND16_D01	76
Independent	IND03_D12	75
Independent	IND03_D07	74
Independent	IND26_D11	73
Independent	IND18_D16	72
Independent	IND02_D12	71
Independent	IND13_D14	71
Independent	IND06_D09	70
Independent	IND07_D16	70
Independent	IND07_D13	68
Independent	IND01_D12	67
Independent	IND28_D13	65
Independent	IND03_D14	62
Independent	IND03_D08	59
Independent	IND12_D11	58
Independent	IND04_D18	57
Independent	IND33_D13	57
Independent	IND23_D01	56
Independent	IND03_D16	55
Independent	IND05_D13	52
Independent	IND07_D14	52
Independent	IND12_D12	52
Independent	IND15_D13	52
Independent	IND31_D13	52
Independent	IND13_D11	51
Independent	IND04_D09	49
Independent	IND19_D13	49
Independent	IND05_D16	47

Continued on next page

2020 Legislative (unicameral)

Party	Party_b	Votes
Independent	IND01_D08	43
Independent	IND02_D08	42
Independent	IND13_D13	42
Independent	IND22_D13	41
Independent	IND23_D13	41
Independent	IND29_D13	40
Independent	IND05_D18	39
Independent	IND06_D11	38
Independent	IND08_D16	38
Independent	IND25_D13	36
Independent	IND03_D09	35
Independent	IND30_D13	35
Independent	IND02_D18	34
Independent	IND12_D14	33
Independent	IND13_D16	32
Independent	IND06_D16	31
Independent	IND01_D13	30
Independent	IND06_D14	30
Independent	IND16_D13	26
Independent	IND17_D11	26
Independent	IND05_D12	24
Independent	IND21_D12	23
Independent	IND11_D12	22
Independent	IND03_D13	18
Independent	IND09_D14	13
Independent	IND32_D13	5
Independent	IND21:D11	3

95.6 Electoral Geography

0

Electoral Units in 2020 | Geometry Type: Actual | Spatial Units: 153

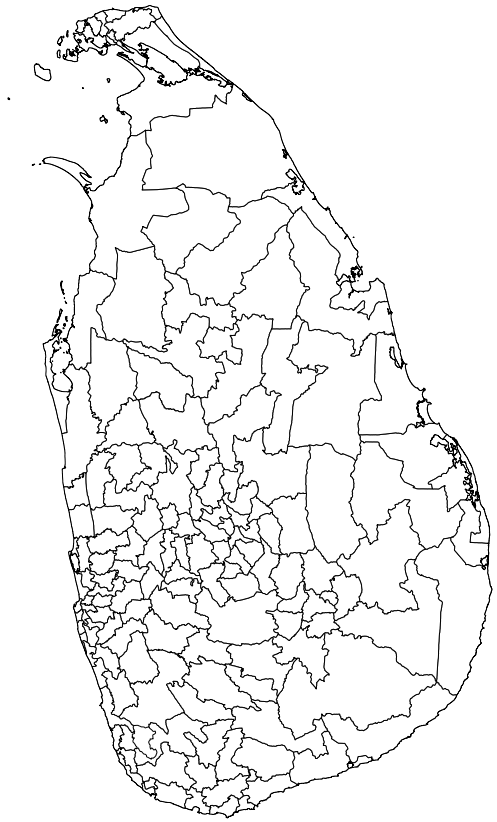

96 Sweden

96.1 Notes

- Smallest physical unit: Electoral District

96.2 Data Source(s)

- Valmyndigheten

96.3 Elections Summary

Elections Summary

Year	Election Type	Data Units	Spatial Units	% Geocoded
2022	Legislative (lower house)	6554	6264	95.6%
2018	Legislative (lower house)	6294	5953	94.6%
2014	Legislative (lower house)	6227	5837	93.8%
2010	Legislative (lower house)	6063	5668	93.5%
2006	Legislative (lower house)	5783	5783	100.0%

96.4 Sample Electoral Units

Sample Electoral Units

Year	Type	NAME1	NAME1_b	NAME2	NAME2_b	NAME3
2022	Legislative (LH)	Stockholms län	02	Norrtälje	—	Norrtälje Övre Bryggårdsgärdet M
2022	Legislative (LH)	Västra Götalands läns norra	18	Uddevalla	—	Förtidsröster ej fördelade efter valdistrikt
2022	Legislative (LH)	Östergötlands län	05	Linköping	—	Slaka 2 (Lambohov Ö)
2022	Legislative (LH)	Stockholms kommun	01	Stockholm	—	Spånga 18 Rinkebystråket
2022	Legislative (LH)	Västra Götalands läns östra	20	Vara	—	Vedum
2018	Legislative (LH)	Skåne län	12	Malmö	80	Bunkeflostrand-Fjärilsg
2018	Legislative (LH)	Västra Götalands län	14	Göteborg	80	Askim-Frölunda-Högsbo, Sisjön, S
2018	Legislative (LH)	Stockholms län	01	Södertälje	81	Södertälje 54 Ronna västra
2018	Legislative (LH)	Dalarnas län	20	Falun	80	Kyrkbacken
2018	Legislative (LH)	Skåne län	12	Malmö	80	Djupadal S
2014	Legislative (LH)	Stockholms län	01	Stockholm	80	Skärholmen 8 Sätra S
2014	Legislative (LH)	Stockholms län	01	Nacka	82	Tollare, Lännersta N
2014	Legislative (LH)	Västra Götalands län	14	Göteborg	80	Centrum, Lorensberg
2014	Legislative (LH)	Hallands län	13	Falkenberg	82	Fbg 4 V gärdet-Smedjeholm
2014	Legislative (LH)	Västra Götalands län	14	Göteborg	80	Askim-Frölunda-Högsbo, Askim
2010	Legislative (LH)	Västernorrlands län	22	Sundsvall	81	Skön-Heffners

Continued on next page

Sample Electoral Units

Year	Type	NAME1	NAME1_b	NAME2	NAME2_b	NAME3
2010	Legislative (LH)	Södermanlands län	04	Katrineholm	83	Valla
2010	Legislative (LH)	Västra Götalands län	14	Mark	63	Horred-Öxnevalla-Istorp
2010	Legislative (LH)	Stockholms län	01	Norrtälje	88	Väddö Norra
2010	Legislative (LH)	Skåne län	12	Tomelilla	70	Onsdagsdistrikt
2006	Legislative (LH)	Skåne län	12	Malmö	80	Eriksfält 2
2006	Legislative (LH)	Skåne län	12	Lund	81	Östra Torn 2
2006	Legislative (LH)	Östergötlands län	05	Linköping	80	Kärna 1
2006	Legislative (LH)	Västmanlands län	19	Västerås	80	59 Bjurhovda N
2006	Legislative (LH)	Stockholms län	01	Österåker	17	Margretelund 2

Sample Electoral Units (continued 2/2)

NAME3_b	Lat.	Lon.
01880105	59.763	18.698
14859800	—	—
05800402	58.382	15.576
01804118	59.391	17.926
14701210	58.162	12.986

Continued on next page

Sample Electoral Units (continued 2/2)

	NAME3_b	Lat.	Lon.
	12800417	55.550	12.912
	14805236	57.630	11.957
	—	—	—
	20800307	60.616	15.634
	12800414	55.567	12.950
	01804008	59.283	17.916
	01820304	59.308	18.253
	14801141	57.696	11.979
	13820104	56.904	12.469
	14805231	57.635	11.937
	22810333	62.395	17.344
	04830302	58.982	16.428
	14631423	57.348	12.496
	01880301	60.157	18.807
	12700000	—	—
	12801702	55.577	13.020
	12812602	55.702	13.231
	05800501	58.408	15.520
	19800359	59.628	16.609
	01170208	59.476	18.343

96.5 Aggregate Election Results

2022 Legislative (lower house)

Party	Party_b	Votes
Swedish Social Democratic Party	S	1,964,474
Sweden Democrats	SD	1,330,325
Moderate Party	M	1,237,428
Left Party	V	437,050
Centre Party	C	434,945
Christian Democrats	KD	345,712
Green Party	MP	329,242
Liberals	L	298,542
other	OTHER	100,252

2018 Legislative (lower house)

Party	Party_b	Votes
Swedish Social Democratic Party	S	1,830,386
Moderate Party	M	1,284,698
Sweden Democrats	SD	1,135,627
Centre Party	C	557,500
Left Party	V	518,454
Christian Democrats	KD	409,478
Liberals	L	355,546
Green Party	MP	285,899
blank	BLANK	53,084
Feminist Initiative	FI	29,665
Alternative for Sweden	AfS	20,290
Citizens' Coalition	MED	13,056
Pirate Party	PP	7,326
Direct Democrats	DD	5,153
Independent Rural Party	LPo	4,962
Enhet	ENH	4,647
Animals' Party	DjuP	3,648

Continued on next page

2018 Legislative (lower house)

Party	Party_b	Votes
OG	OG	3,342
Christian Values Party	KrVP	3,202
OGEJ	OGEJ	2,120
Nordic Resistance Movement	NMR	2,106
Classical Liberal Party	KLP	1,504
Communist Party of Sweden	SKP	702
Basic Income Party	BASIP	632
Initiative	INI	615
ÖVR	ÖVR	588
Security Party	TRP	511
Scania Party	SKÅ	156
Libertarian Freedom Party	S-FRP	53
European Workers Party	EAP	52
Nordic Realm Party	NORRP	37
NY Reform	NYREF	32
Common Sense in Sweden	CSIS	19
Our Country - Sweden	VL-S	6
Reformist Neutral Party	RNP	3
FHS	FHS	1
Gup	Gup	1

2014 Legislative (lower house)

Party	Party_b	Votes
Swedish Social Democratic Party	S	1,932,711
Moderate Party	M	1,453,517
Sweden Democrats	SD	801,178
Green Party	MP	429,275
Centre Party	C	380,937
Left Party	V	356,331

Continued on next page

2014 Legislative (lower house)

Party	Party_b	Votes
People's Party	FP	337,773
Christian Democrats	KD	284,806
Feminist Initiative	FI	194,719
OVR	OVR	60,326
BL	BL	56,287
OG	OG	2,156

2010 Legislative (lower house)

Party	Party_b	Votes
Swedish Social Democratic Party	S	1,827,497
Moderate Party	M	1,791,766
Green Party	MP	437,435
People's Party	FP	420,524
Centre Party	C	390,804
Sweden Democrats	SD	339,610
Left Party	V	334,053
Christian Democrats	KD	333,696
BL	BL	65,938
Pirate Party	PP	38,491
Feminist Initiative	FI	24,139
OVR	OVR	11,315
Swedish Senior Citizen Interest Party	SPI	11,078
OG	OG	2,336

2006 Legislative (lower house)

Party	Party_b	Votes
Swedish Social Democratic Party	S	1,918,095
Moderate Party	M	1,420,312
Centre Party	C	430,343
People's Party	FP	408,967
Christian Democrats	KD	360,702
Left Party	V	317,849
Green Party	MP	281,055
Sweden Democrats	SD	160,211
blank	BLANK	94,688
Feminist Initiative	FI	36,479
Pirate Party	PP	33,949
Swedish Senior Citizen Interest Party	SPI	28,511
June List	JL	25,668
ÖVR	ÖVR	12,948
The Health Care Party	SJVP	11,355

96.6 Electoral Geography

0

Electoral Units in 2022 | Geometry Type: Actual | Spatial Units: 6,265 (Years also geocoded at this level: 2006, 2010, 2014, 2018)

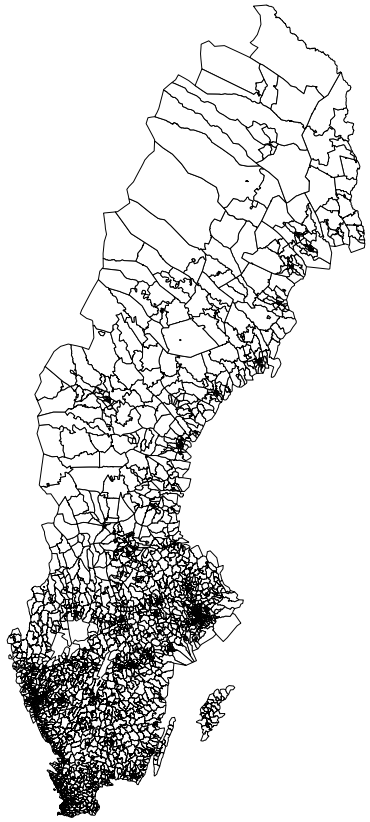

97 Switzerland

97.1 Notes

- Votes are manually calculated using reported turnout multiplied by reported vote-share for each party.
- Smallest physical unit: Municipality

97.2 Data Source(s)

- Bundesamt für Statistik
- Statistical Atlas of Switzerland

97.3 Elections Summary

Elections Summary

Year	Election Type	Data Units	Spatial Units	% Geocoded
2023	Legislative (lower house)	2143	2131	100.0%
2019	Legislative (lower house)	2218	2206	100.0%
2015	Legislative (lower house)	2326	2314	100.0%
2011	Legislative (lower house)	2510	2497	99.7%
2007	Legislative (lower house)	2705	0	0.0%
2003	Legislative (lower house)	2833	0	0.0%
1999	Legislative (lower house)	2860	0	0.0%
1995	Legislative (lower house)	2860	0	0.0%
1991	Legislative (lower house)	2860	0	0.0%
1987	Legislative (lower house)	2901	0	0.0%
1983	Legislative (lower house)	2901	0	0.0%
1979	Legislative (lower house)	2889	0	0.0%
1975	Legislative (lower house)	2902	0	0.0%
1971	Legislative (lower house)	2914	0	0.0%

97.4 Sample Electoral Units

Sample Electoral Units

Year	Type	NAME1	NAME1_b	NAME2	NAME2_b	Lat.	Lon.
2023	Legislative (LH)	Thurgau	20	Warth-Weiningen	4621	47.588	8.881
2023	Legislative (LH)	Zürich	1	Wila	181	47.409	8.861

Continued on next page

Sample Electoral Units

Year	Type	NAME1	NAME1_b	NAME2	NAME2_b	Lat.	Lon.
2023	Legislative (LH)	Ticino	21	Mezzovico-Vira	5199	46.096	8.908
2023	Legislative (LH)	Bern / Berne	2	Wengi	394	47.086	7.395
2023	Legislative (LH)	Luzern	3	Ettiswil	1128	47.156	8.030
2019	Legislative (LH)	Valais / Wallis	23	Lens	6240	46.294	7.458
2019	Legislative (LH)	Genève	25	Cologny	6617	46.218	6.186
2019	Legislative (LH)	Graubünden / Grigioni / Grischun	18	Zizers	3947	46.937	9.570
2019	Legislative (LH)	Thurgau	20	Ermatingen	4646	47.656	9.092
2019	Legislative (LH)	Ticino	21	Frasco	5105	46.354	8.819
2015	Legislative (LH)	Zürich	1	Oberweningen	93	47.509	8.406
2015	Legislative (LH)	Bern / Berne	2	Diemerswil	536	47.020	7.421
2015	Legislative (LH)	Fribourg / Freiburg	10	Rueyres-les-Prés	2039	46.857	6.911
2015	Legislative (LH)	Bern / Berne	2	Oberdiessbach	619	46.834	7.638
2015	Legislative (LH)	Fribourg / Freiburg	10	Gurmels	2262	46.894	7.172
2011	Legislative (LH)	Bern / Berne	2	Walterswil (BE)	959	47.104	7.770
2011	Legislative (LH)	Thurgau	20	Roggwil (TG)	4431	47.502	9.392
2011	Legislative (LH)	Bern / Berne	2	Oberbalm	357	46.865	7.409
2011	Legislative (LH)	Aargau	19	Remetschwil	4039	47.408	8.332

Continued on next page

Sample Electoral Units

Year	Type	NAME1	NAME1_b	NAME2	NAME2_b	Lat.	Lon.
2011	Legislative (LH)	Aargau	19	Mellikon	4314	47.563	8.347
2007	Legislative (LH)	Jura	26	Courtedoux	6785	—	—
2007	Legislative (LH)	Solothurn	11	Kleinlützel	2619	—	—
2007	Legislative (LH)	Thurgau	20	Amlikon-Bissegg	4881	—	—
2007	Legislative (LH)	Genève	25	Céligny	6610	—	—
2007	Legislative (LH)	Valais / Wallis	23	Zeneggen	6299	—	—
2003	Legislative (LH)	Aargau	19	Schafisheim	4207	—	—
2003	Legislative (LH)	Bern / Berne	2	Schelten	708	—	—
2003	Legislative (LH)	Bern / Berne	2	Hagneck	736	—	—
2003	Legislative (LH)	—	—	Tschiertschen	3915	—	—
2003	Legislative (LH)	Bern / Berne	2	Wimmis	769	—	—
1999	Legislative (LH)	Vaud	22	Suchy	5929	—	—
1999	Legislative (LH)	Vaud	22	Vugelles-La Mothe	5937	—	—
1999	Legislative (LH)	Bern / Berne	2	Thunstetten	342	—	—
1999	Legislative (LH)	Schwyz	5	Wangen (SZ)	1349	—	—
1999	Legislative (LH)	Basel-Stadt	12	Basel	2701	—	—
1995	Legislative (LH)	—	—	Mairengo	5074	—	—

Continued on next page

Sample Electoral Units

Year	Type	NAME1	NAME1_b	NAME2	NAME2_b	Lat.	Lon.
1995	Legislative (LH)	—	—	Grandvaux	5605	—	—
1995	Legislative (LH)	Vaud	22	Coinsins	5710	—	—
1995	Legislative (LH)	—	—	La Magne	2085	—	—
1995	Legislative (LH)	Luzern	3	Emmen	1024	—	—
1991	Legislative (LH)	Bern / Berne	2	Därligen	575	—	—
1991	Legislative (LH)	Basel-Landschaft	13	Tecknau	2862	—	—
1991	Legislative (LH)	Valais / Wallis	23	Eischoll	6194	—	—
1991	Legislative (LH)	Zürich	1	Pfungen	224	—	—
1991	Legislative (LH)	Bern / Berne	2	Heimiswil	407	—	—
1987	Legislative (LH)	Vaud	22	Bottens	5514	—	—
1987	Legislative (LH)	Aargau	19	Büttikon	4064	—	—
1987	Legislative (LH)	Aargau	19	Wohlen (AG)	4082	—	—
1987	Legislative (LH)	Schwyz	5	Rothenthurm	1370	—	—
1987	Legislative (LH)	Appenzell Ausser-rhoden	15	Hundwil	3002	—	—
1983	Legislative (LH)	Aargau	19	Boswil	4228	—	—
1983	Legislative (LH)	—	—	Mézery-près-Donneloye	5920	—	—
1983	Legislative (LH)	Jura	26	Alle	6771	—	—

Continued on next page

Sample Electoral Units

Year	Type	NAME1	NAME1_b	NAME2	NAME2_b	Lat.	Lon.
1983	Legislative (LH)	Thurgau	20	Raperswilen	4846	—	—
1983	Legislative (LH)	Aargau	19	Niederrohrdorf	4035	—	—
1979	Legislative (LH)	—	—	Uesslingen	4625	—	—
1979	Legislative (LH)	Solothurn	11	Oekingen	2529	—	—
1979	Legislative (LH)	Vaud	22	Onnens (VD)	5565	—	—
1979	Legislative (LH)	Valais / Wallis	23	Dorénaz	6212	—	—
1979	Legislative (LH)	Bern / Berne	2	Koppigen	413	—	—
1975	Legislative (LH)	Aargau	19	Wölflinswil	4182	—	—
1975	Legislative (LH)	Zürich	1	Aeugst am Albis	1	—	—
1975	Legislative (LH)	Aargau	19	Klingnau	4309	—	—
1975	Legislative (LH)	Aargau	19	Obersiggenthal	4038	—	—
1975	Legislative (LH)	Fribourg / Freiburg	10	Belfaux	2175	—	—
1971	Legislative (LH)	Valais / Wallis	23	Zwischbergen	6011	—	—
1971	Legislative (LH)	Uri	4	Göschenen	1208	—	—
1971	Legislative (LH)	Fribourg / Freiburg	10	Givisiez	2197	—	—
1971	Legislative (LH)	Zürich	1	Bassersdorf	52	—	—
1971	Legislative (LH)	Obwalden	6	Engelberg	1402	—	—

97.5 Aggregate Election Results

2023 Legislative (lower house)

Party	Party_b	Party_c	Votes
Swiss People's Party	SVP	UDC	721,978
Social Democratic Party	SP	PS	469,569
The Centre	Mitte	Centre	364,289
The Liberals	FDP	PLR	361,981
Green Party of Switzerland	GRÜNE	VERT-E-S	249,372
Green Liberal Party	GLP	PVL	193,489
others	Übrige	Autres	73,098
Evangelical People's Party	EVP	PEV	50,143
Federal Democratic Union	EDU	UDF	31,625
Swiss Party of Labour - Solidarity	PdA/Sol.	PST/Sol.	18,348
Ticino League	Lega	Lega	14,594
Geneva Citizens' Movement	MCR	MCR	13,157
Liberal Party of Switzerland	LPS	PL	5,698
Feminist and Green Alternative	FGA	AVF	4,319
Christian Social Party	CSP	PCS	2,370
Swiss Democrats	SD	DS	2,017

2019 Legislative (lower house)

Party	Party_b	Party_c	Votes
Swiss People's Party	SVP	UDC	625,159

Continued on next page

2019 Legislative (lower house)

Party	Party_b	Party_c	Votes
Social Democratic Party	SP	PS	409,658
FDP. The Liberals	FDP	PLR	360,671
Green Party of Switzerland	GPS	PES	318,770
Christian Democratic People's Party	CVP	PDC	279,311
Green Liberal Party	GLP	PVL	188,796
Conservative Democratic Party	BDP	PBD	59,855
Evangelical People's Party	EVP	PEV	50,370
others	Übrige	Autres	44,901
Swiss Party of Labour - Solidarity	PdA/Sol.	PST/Sol.	25,338
Federal Democratic Union	EDU	UDF	24,204
Ticino League	Lega	Lega	18,745
Liberal Party of Switzerland	LPS	PL	8,151
Feminist and Green Alternative	FGA	AVF	7,651
Christian Social Party	CSP	PCS	6,234
Geneva Citizens' Movement	MCR	MCR	5,430
Swiss Democrats	SD	DS	3,164

2015 Legislative (lower house)

Party	Party_b	Party_c	Votes
Swiss People's Party	SVP	UDC	747,758
Social Democratic Party	SP	PS	476,539
FDP. The Liberals	FDP	PLR	415,933
Christian Democratic People's Party	CVP	PDC	296,728
Green Party of Switzerland	GPS	PES	177,092
Green Liberal Party	GLP	PVL	116,659
Conservative Democratic Party	BDP	PBD	104,476
others	Übrige	Autres	59,900
Evangelical People's Party	EVP	PEV	47,739
Federal Democratic Union	EDU	UDF	29,998

Continued on next page

2015 Legislative (lower house)

Party	Party_b	Party_c	Votes
Ticino League	Lega	Lega	25,739
Swiss Party of Labour - Solidarity	PdA/Sol.	PST/Sol.	21,407
Geneva Citizens' Movement	MCR	MCR	8,231
Christian Social Party	CSP	PCS	5,335
Swiss Democrats	SD	DS	3,026

2011 Legislative (lower house)

Party	Party_b	Party_c	Votes
Swiss People's Party	SVP	—	656,211
Social Democratic Party	SPS	—	461,107
FDP. The Liberals	FDP	—	360,179
Christian Democratic People's Party	CVP	—	304,991
Green Party of Switzerland	GPS	—	206,027
Green Liberal Party	BDP	—	133,967
Conservative Democratic Party	GLP	—	132,003
others	Übrige	—	66,988
Evangelical People's Party	EVP/CSP	—	55,403
Swiss Party of Labour - Solidarity	PdA/Sol.	—	21,164

2007 Legislative (lower house)

Party	Party_b	Party_c	Votes
Swiss People's Party	SVP	—	683,440
Social Democratic Party	SPS	—	460,737
Free Democratic Party	FDP	—	374,557

Continued on next page

2007 Legislative (lower house)

Party	Party_b	Party_c	Votes
Christian Democratic People's Party	CVP	—	343,800
Green Party of Switzerland	GPS	—	224,884
Evangelical People's Party	EVP	—	57,447
others	Übrige	—	42,522
Liberal Party of Switzerland	LPS	—	42,435
Green Liberal Party	GLP	—	33,384
Federal Democratic Union	EDU	—	30,073
Swiss Party of Labour	PdA	—	16,970
Ticino League	Lega	—	13,687
Swiss Democrats	SD	—	12,563
Christian Social Party	CSP	—	10,250
Solidarity	Sol.	—	8,691
Feminist and Green Alternative	FGA	—	4,605
Freedom Party	FPS	—	2,311

2003 Legislative (lower house)

Party	Party_b	Party_c	Votes
Swiss People's Party	SVP	—	573,857
Social Democratic Party	SPS	—	501,545
Free Democratic Party	FDP	—	375,631
Christian Democratic People's Party	CVP	—	310,975
Green Party of Switzerland	Grüne 2)	—	170,046
right-wing parties	Rechtsparteien 3)	—	59,594
centre parties	Mitteparteien 1)	—	56,467
Liberal Party of Switzerland	LPS	—	45,762
Swiss Party of Labour - Solidarity	PdA/Sol	—	25,259

1999 Legislative (lower house)

Party	Party_b	Party_c	Votes
Swiss People's Party	SVP	—	449,776
Social Democratic Party	SPS	—	449,331
Free Democratic Party	FDP	—	400,999
Christian Democratic People's Party	CVP	—	317,755
green parties	Grüne 2)	—	104,832
right-wing parties	Rechtsparteien 3)	—	96,497
centre parties	Mitteparteien 1)	—	59,413
Liberal Party of Switzerland	LPS	—	44,991
Swiss Party of Labour - Solidarity	PdA/Sol	—	28,394

1995 Legislative (lower house)

Party	Party_b	Party_c	Votes
Social Democratic Party	SPS	—	422,225
Free Democratic Party	FDP	—	392,531
Christian Democratic People's Party	CVP	—	326,301
Swiss People's Party	SVP	—	287,262
right-wing parties	Rechtsparteien 3)	—	180,555
green parties	Grüne 2)	—	125,399
centre parties	Mitteparteien 1)	—	75,237
Liberal Party of Switzerland	LPS	—	51,991
Swiss Party of Labour - Solidarity	PdA/Sol	—	29,518

1991 Legislative (lower house)

Party	Party_b	Party_c	Votes
Free Democratic Party	FDP	—	437,415
Social Democratic Party	SPS	—	383,414
Christian Democratic People's Party	CVP	—	376,142
Swiss People's Party	SVP	—	245,074
right-wing parties	Rechtsparteien 3)	—	224,374
green parties	Grüne 2)	—	151,464
centre parties	Mitteparteien 1)	—	105,245
Liberal Party of Switzerland	LPS	—	63,580
Swiss Party of Labour - Solidarity	PdA/Sol	—	16,173

1987 Legislative (lower house)

Party	Party_b	Party_c	Votes
Free Democratic Party	FDP	—	450,058
Christian Democratic People's Party	CVP	—	385,844
Social Democratic Party	SPS	—	359,919
Swiss People's Party	SVP	—	214,953
green parties	Grüne 2)	—	166,441
right-wing parties	Rechtsparteien 3)	—	124,929
centre parties	Mitteparteien 1)	—	124,406
Liberal Party of Switzerland	LPS	—	53,422
Swiss Party of Labour - Solidarity	PdA/Sol	—	15,759

1983 Legislative (lower house)

Party	Party_b	Party_c	Votes
Free Democratic Party	FDP	—	465,263
Social Democratic Party	SPS	—	453,217
Christian Democratic People's Party	CVP	—	405,532
Swiss People's Party	SVP	—	219,049
centre parties	Mitteparteien 1)	—	127,678
green parties	Grüne 2)	—	101,862
right-wing parties	Rechtsparteien 3)	—	75,704
Liberal Party of Switzerland	LPS	—	56,138
Swiss Party of Labour - Solidarity	PdA/Sol	—	17,672

1979 Legislative (lower house)

Party	Party_b	Party_c	Votes
Social Democratic Party	SPS	—	452,820
Free Democratic Party	FDP	—	445,805
Christian Democratic People's Party	CVP	—	397,437
Swiss People's Party	SVP	—	214,061
centre parties	Mitteparteien 1)	—	116,059
Liberal Party of Switzerland	LPS	—	52,007
green parties	Grüne 2)	—	46,394
right-wing parties	Rechtsparteien 3)	—	40,638
Swiss Party of Labour - Solidarity	PdA/Sol	—	38,628

1975 Legislative (lower house)

Party	Party_b	Party_c	Votes
Social Democratic Party	SPS	—	484,757
Free Democratic Party	FDP	—	434,216
Christian Democratic People's Party	CVP	—	413,035
Swiss People's Party	SVP	—	193,114
centre parties	Mitteparteien 1)	—	158,861
right-wing parties	Rechtsparteien 3)	—	111,560
Liberal Party of Switzerland	LPS	—	45,752
Swiss Party of Labour - Solidarity	PdA/Sol	—	45,242
green parties	Grüne 2)	—	20,628

1971 Legislative (lower house)

Party	Party_b	Party_c	Votes
Social Democratic Party	SPS	—	461,984
Free Democratic Party	FDP	—	441,939
Christian Democratic People's Party	CVP	—	410,975
Swiss People's Party	SVP	—	221,895
centre parties	Mitteparteien 1)	—	202,308
right-wing parties	Rechtsparteien 3)	—	149,726
Swiss Party of Labour - Solidarity	PdA/Sol	—	51,978
Liberal Party of Switzerland	LPS	—	44,342
green parties	Grüne 2)	—	1,835

97.6 Electoral Geography

0

Electoral Units in 2023 | Geometry Type: Actual | Spatial Units: 2,131 (Years also geocoded at this level: 2011, 2015, 2019)

98 Taiwan

98.1 Notes

- Due to extant issues with the data.gov.tw data downloading functionality, village boundaries from 2025 are used for the 2022 local elections.
- Taiwan local elections are missing geocodings for the overseas Kinmen and Penghu counties.
- Smallest physical unit: Polling Station

98.2 Data Source(s)

- 中央選舉委員會 (Central Election Commission, Taiwan)

98.3 Elections Summary

Elections Summary

Year	Election Type	Data Units	Spatial Units	% Geocoded
2024	Legislative (unicameral)	17795	10996	100.0%
2024	Presidential	17795	10996	100.0%
2020	Legislative (unicameral)	17226	10832	99.3%
2020	Presidential	17226	10832	99.3%
2016	Legislative (unicameral)	15582	0	0.0%
2016	Presidential	15582	0	0.0%
2012	Legislative (unicameral)	14806	0	0.0%
2012	Presidential	14806	0	0.0%
2008	Legislative (unicameral)	14376	0	0.0%
2008	Presidential	14401	0	0.0%
2004	Presidential	13786	0	0.0%
2000	Presidential	13305	0	0.0%
1996	Presidential	12597	0	0.0%

98.4 Sample Electoral Units

Sample Electoral Units

Year	Type	NAME1	NAME1_b	NAME2	NAME2_imp	NAME3
2024	Legislative (unicameral)	臺北市	Taipei City	中山區	Zhongshan District	大直里
2024	Legislative (unicameral)	南投縣	Nantou County	竹山鎮	Chushang	延平里
2024	Legislative (unicameral)	新北市	New Taipei City	蘆洲區	Luzhou District	中華里

Continued on next page

Sample Electoral Units

Year	Type	NAME1	NAME1_b	NAME2	NAME2_imp	NAME3
2024	Legislative (unicameral)	臺北市	Taipei City	萬華區	Wanhua District	銘德里
2024	Legislative (unicameral)	新北市	New Taipei City	樹林區	Shulin District	彭福里
2024	Presidential	高雄市	Kaohsiung City	新興區	Xinxing	振成里
2024	Presidential	屏東縣	Pingtung County	萬巒☒	Wanluan	萬和村
2024	Presidential	高雄市	Kaohsiung City	三民區	Sanmin	鼎金里
2024	Presidential	臺北市	Taipei City	內湖區	Neihu District	金瑞里
2024	Presidential	臺北市	Taipei City	信義區	Xinyi District	長春里
2020	Legislative (unicameral)	臺北市	Taipei City	中山區	Zhongshan District	中庄里
2020	Legislative (unicameral)	新北市	New Taipei City	板橋區	Banqiao District	龍翠里
2020	Legislative (unicameral)	高雄市	Kaohsiung City	鳳山區	Fongshan	海光里
2020	Legislative (unicameral)	臺南市	Tainan City	將軍區	Jiangjun	長榮里
2020	Legislative (unicameral)	桃園市	Taoyuan City	八德區	Bade District	大智里
2020	Presidential	高雄市	Kaohsiung City	永安區	Yong'an	維新里
2020	Presidential	雲林縣	Yunlin County	斗六市	Douliu	鎮南里
2020	Presidential	臺中市	Taichung City	西區	West District	忠明里
2020	Presidential	新北市	New Taipei City	板橋區	Banqiao District	新埔里
2020	Presidential	臺北市	Taipei City	北投區	Beitou	文林里
2016	Legislative (unicameral)	高雄市	Kaohsiung City	田寮區	Tianliao	古亭里
2016	Legislative (unicameral)	雲林縣	Yunlin County	崙背☒	Lunbei	東明村
2016	Legislative (unicameral)	新北市	New Taipei City	坪林區	Pinglin District	粗窟里
2016	Legislative (unicameral)	臺南市	Tainan City	學甲區	Xuejia	秀昌里
2016	Legislative (unicameral)	新北市	New Taipei City	板橋區	Banqiao District	溪洲里
2016	Presidential	臺南市	Tainan City	新化區	Sinhua	知義里

Continued on next page

Sample Electoral Units

Year	Type	NAME1	NAME1_b	NAME2	NAME2_imp	NAME3
2016	Presidential	新北市	New Taipei City	土城區	Tucheng District	學士里
2016	Presidential	澎湖縣	Penghu County	白沙☒	Baisha Town	港子村
2016	Presidential	桃園市	Taoyuan City	新屋區	Xinwu District	東明里
2016	Presidential	澎湖縣	Penghu County	馬公市	Magong City	案山里
2012	Legislative (unicameral)	臺中市	Taichung City	神岡區	Shengang District	豐洲里
2012	Legislative (unicameral)	高雄市	Kaohsiung City	那瑪夏區	Namasia	南沙魯里
2012	Legislative (unicameral)	新北市	New Taipei City	汐止區	Xizhi District	北山里
2012	Legislative (unicameral)	桃園縣	Taoyuan County	蘆竹☒	—	營盤村
2012	Legislative (unicameral)	高雄市	Kaohsiung City	左營區	Zuoying	廟東里
2012	Presidential	臺北市	Taipei City	信義區	Xinyi District	黎忠里
2012	Presidential	新北市	New Taipei City	三芝區	Sanzhi District	埔坪里
2012	Presidential	屏東縣	Pingtung County	鹽埔☒	Yanpu	振興村
2012	Presidential	高雄市	Kaohsiung City	鹽埕區	Yancheng	沙地里
2012	Presidential	高雄市	Kaohsiung City	三民區	Sanmin	灣利里
2008	Legislative (unicameral)	—	—	鹽埔☒	—	鹽中村
2008	Legislative (unicameral)	—	—	永康市	—	復華里
2008	Legislative (unicameral)	—	—	左營區	—	新光里
2008	Legislative (unicameral)	—	—	潭子☒	—	大富村
2008	Legislative (unicameral)	—	—	莿桐☒	—	莿桐村
2008	Presidential	雲林縣	Yunlin County	二崙☒	Erlun	湳仔村
2008	Presidential	新竹市	Hsinchu City	香山區	Xiangshan District	樹下里
2008	Presidential	臺南市	Tainan City	安南區	Annan	國安里
2008	Presidential	臺北縣	Taipei County	土城市	—	日和里
2008	Presidential	屏東縣	Pingtung County	內埔☒	Neipu	富田村
2004	Presidential	臺北市	Taipei City	北投區	Beitou	建民里

Continued on next page

Sample Electoral Units

Year	Type	NAME1	NAME1_b	NAME2	NAME2_imp	NAME3
2004	Presidential	臺北縣	Taipei County	三重市	—	頂崁里
2004	Presidential	彰化縣	Changhua County	二林鎮	二林鎮	外竹里
2004	Presidential	屏東縣	Pingtung County	東港鎮	Dongang	興東里
2004	Presidential	屏東縣	Pingtung County	竹田⊠	Zhutian	六巷村
2000	Presidential	嘉義市	Chiayi City	東區	East District	東噴里
2000	Presidential	桃園縣	Taoyuan County	桃園市	—	春日里
2000	Presidential	苗栗縣	Miaoli County	竹南鎮	Zhunan Town	聖福里
2000	Presidential	南投縣	Nantou County	集集鎮	Jiji Town	和平里
2000	Presidential	彰化縣	Changhua County	田尾⊠	田尾⊠	海豐村
1996	Presidential	臺中市	Taichung City	北屯區	Beitun District	陳平里
1996	Presidential	屏東縣	Pingtung County	潮州鎮	Chaozhou	⊠子里
1996	Presidential	宜蘭縣	Yilan County	蘇澳鎮	Su'ao Township	蘇東里
1996	Presidential	臺中縣	Taichung County	霧峰⊠	—	南勢村
1996	Presidential	桃園縣	Taoyuan County	中壢市	—	興仁里

Sample Electoral Units (continued 2/2)

	NAME4	NAME4_b	Lat.	Lon.
	496	大直國小 (家長會 (2 樓)), 臺北市中山區大直里２８鄰大直街２號	25.081	121.546
	409	籐湖社區活動中心, 南投縣竹山鎮延平里２０鄰籐湖巷５－２號	23.781	120.713

Continued on next page

Sample Electoral Units (continued 2/2)

	NAME4	NAME4_b	Lat.	Lon.
	381	中路市民活動中心, 新北市蘆洲區中華里９鄰光華路１０７巷１１號	25.082	121.468
	1017	東園國小知動教室, 臺北市萬華區全德里１鄰東園街１９５號	25.023	121.498
	1061	彭福國小, 新北市樹林區和平里１１鄰忠孝街３０號	24.981	121.424
	1510	新興高中特教班教室, 高雄市新興區玉衡里五福二路２１８號	22.625	120.304
	398	三村聯合集會所, 屏東縣萬巒⊠萬全村０１６鄰褒忠路１２之１０號	22.571	120.576
	1007	金獅湖老人活動中心東側, 高雄市三民區鼎金里鼎金一巷２２號	22.665	120.329
	735	大第名廈管理委員會, 臺北市內湖區金瑞里６鄰金龍路２１３巷後方 (全聯福利中心後面)	25.088	121.587
	1393	永春區民活動中心 (左) (由松山路 292 巷進入) , 臺北市信義區長春里１鄰松山路２９４號４樓	25.043	121.578

Continued on next page

Sample Electoral Units (continued 2/2)

	NAME4	NAME4_b	Lat.	Lon.
	510	臺北市中山區中庄里 11 鄰錦州街 222 號	25.060	121.524
	1257	新北市板橋區松柏里 5 鄰文聖街 86 號	25.027	121.479
	1636	高雄市鳳山區瑞光街８１號	22.634	120.370
	245	臺南市將軍區長榮里 1 鄰長榮 51 之 4 號	23.198	120.159
	1122	桃園市八德區大智里 12 鄰福國北街 221 號	24.960	121.295
	362	高雄市永安區維新里維新路光明九巷 66 號	22.804	120.246
	486	雲林縣斗六市鎮南里南揚街 60 號	23.699	120.539
	1263	臺中市西區忠明里美村路一段４１之５號	24.154	120.662
	1203	新北市板橋區新埔里 4 鄰自由路 26 巷 28 號	25.023	121.466
	6	臺北市北投區建民里明德路 50 號	25.108	121.518
	160	—	—	—
	289	—	—	—
	2163	—	—	—
	81	—	—	—
	1350	—	—	—
	587	—	—	—
	1825	—	—	—
	76	—	—	—
	274	—	—	—

Continued on next page

Sample Electoral Units (continued 2/2)

	NAME4	NAME4_b	Lat.	Lon.
	27	—	—	—
	444	—	—	—
	12	—	—	—
	2234	—	—	—
	54	—	—	—
	582	—	—	—
	1207	—	—	—
	18	—	—	—
	81	—	—	—
	966	—	—	—
	1158	—	—	—
	75	—	—	—
	737	—	—	—
	149	—	—	—
	841	—	—	—
	362	—	—	—
	309	—	—	—
	232	—	—	—
	63	—	—	—
	1345	—	—	—
	128	—	—	—
	1	—	—	—
	331	—	—	—
	709	—	—	—
	152	—	—	—
	409	—	—	—
	27	—	—	—
	160	—	—	—
	134	—	—	—
	229	—	—	—
	659	—	—	—
	80083	—	—	—
	20320	—	—	—
	30215	—	—	—
	180536	—	—	—

Continued on next page

Sample Electoral Units (continued 2/2)

	NAME4	NAME4_b	Lat.	Lon.
	187	—	—	—

98.5 Aggregate Election Results

2024 Presidential

Party	Party_b	Party_c	Votes
CHING-TE, Lai	Democratic Progressive Party	賴清德蕭美琴	5,586,019
YU-IH, Hou	Kuomintang	侯友宜趙少康	4,671,021
WEN-JE, Ko	Taiwan People's Party	柯文哲吳欣盈	3,690,466

2024 Legislative (unicameral)

Party	Party_b	Party_c	Votes
Democratic Progressive Party	民主進步黨	—	4,982,062
Kuomintang	中國國民黨	—	4,764,576
Taiwan People's Party	台灣民眾黨	—	3,040,615
New Power Party	時代力量	—	353,412
Taiwan Obasang Political Equality Party	小民參政歐巴桑聯盟	—	128,613
Green Party Taiwan	台灣綠黨	—	117,298
Taiwan Statebuilding Party	台灣基進	—	95,078
People First Party	親民黨	—	69,818

Continued on next page

2024 Legislative (unicameral)

Party	Party_b	Party_c	Votes
MiLinguall Party	臺灣雙語無法黨	—	44,852
Taiwan Solidarity Union	台灣團結聯盟	—	43,375
New Party	新黨	—	40,288
Judicial Reform Party	司法改革黨	—	37,615
Institutional Island of Saving the World	制度救世島	—	19,665
Unionist Party	中華統一促進黨	—	17,423
The People Union Party	人民最大黨	—	11,746
Taiwan Renewal Party	台灣維新	—	10,300

2020 Presidential

Party	Party_b	Party_c	Votes
ING-WEN, Tsai	Democratic Progressive Party	蔡英文賴清德	8,170,231
KYO-YU, Han	Kuomintang	韓國瑜張善政	5,522,119
SOONG, James	People First Party	宋楚瑜余湘	608,590

2020 Legislative (unicameral)

Party	Party_b	Party_c	Votes
Democratic Progressive Party	民主進步黨	—	4,811,241
Kuomintang	中國國民黨	—	4,723,504
Taiwan People's Party	台灣民眾黨	—	1,588,806
New Power Party	時代力量	—	1,098,100
People First Party	親民黨	—	518,921
Taiwan Statebuilding Party	台灣基進	—	447,286
Green Party Taiwan	綠黨	—	341,465

Continued on next page

2020 Legislative (unicameral)

Party	Party_b	Party_c	Votes
New Party	新黨	—	147,373
Taiwan Action Party Alliance	一邊一國行動黨	—	143,617
Stabilizing Force Party	安定力量	—	94,563
Taiwan Solidarity Union	台灣團結聯盟	—	50,435
Congress Party Alliance	國會政黨聯盟	—	40,331
Chinese Unification Promotion Party	中華統一促進黨	—	32,966
Interfaith Union	宗教聯盟	—	31,117
Formosa Alliance	喜樂島聯盟	—	29,324
Labor Party	勞動黨	—	19,941
United Action Alliance	合一行動聯盟	—	17,515
Taiwan Renewal Party	台灣維新	—	11,952
Sovereign State for Formosa and Pescadores Party	台澎黨	—	11,681

2016 Presidential

Party	Party_b	Party_c	Votes
ING-WEN, Tsai	Democratic Progressive Party	蔡英文陳建仁	6,894,744
CHU, Eric	Kuomintang	朱立倫王如玄	3,813,365
SOONG, James	People First Party	宋楚瑜徐欣瑩	1,576,861

2016 Legislative (unicameral)

Party	Party_b	Party_c	Votes
Democratic Progressive Party	民主進步黨	—	5,370,953
Kuomintang	中國國民黨	—	3,280,949

Continued on next page

2016 Legislative (unicameral)

Party	Party_b	Party_c	Votes
People First Party	親民黨	—	794,838
New Power Party	時代力量	—	744,315
New Party	新黨	—	510,074
Green - Social Democratic	綠黨社會民主黨聯盟	—	308,106
Taiwan Solidarity Union	台灣團結聯盟	—	305,675
Faith and Hope League	信心希望聯盟	—	206,629
Minkuotang	民國黨	—	197,627
Military, Civil, and Faculty Alliance Party	軍公教聯盟黨	—	87,213
Non-Partisan Solidarity Union	無黨團結聯盟	—	77,672
Trees Party	樹黨	—	77,174
Chinese Unification Promotion Party	中華統一促進黨	—	56,347
National Health Service Alliance	健保免費連線	—	51,024
Free Taiwan Party	自由台灣黨	—	47,988
Peace Dove Alliance Party	和平鴿聯盟黨	—	30,617
Taiwan Independence Party	台灣獨立黨	—	27,496
Constitutional ConConstitutional Conventions of Constitutional Conventions of Taiwan	大愛憲改聯盟	—	15,442

2012 Presidential

Party	Party_b	Party_c	Votes
YING-JEOU, Ma	Kuomintang	馬英九吳敦義	6,891,139
ING-WEN, Tsai	Democratic Progressive Party	蔡英文蘇嘉全	6,093,578
SOONG, James	Independent	宋楚瑜林瑞雄	369,588

2012 Legislative (unicameral)

Party	Party_b	Party_c	Votes
Kuomintang	中國國民黨	—	5,863,379
Democratic Progressive Party	民主進步黨	—	4,556,526
Taiwan Solidarity Union	台灣團結聯盟	—	1,178,896
People First Party	親民黨	—	722,089
Green Party Taiwan	綠黨	—	229,566
New Party	新黨	—	195,960
National Health Service Alliance	健保免費連線	—	163,344
Taiwan National Congress	台灣國民會議	—	118,632
People United Party	人民最大黨	—	84,818
Taiwanism Party	台灣主義黨	—	29,889
Taiwan Basic Laws Party	中華民國臺灣基本法連線	—	19,274

2008 Presidential

Party	Party_b	Party_c	Votes
YING-JEOU, Ma	Kuomintang	馬英九蕭萬長	7,659,014
HSIEH, Frank	Democratic Progressive Party	謝長廷蘇貞昌	5,444,949

2008 Legislative (unicameral)

Party	Party_b	Party_c	Votes
Kuomintang	中國國民黨	—	5,010,801
Democratic Progressive Party	民主進步黨	—	3,610,106
New Party	新黨	—	386,660
Taiwan Solidarity Union	台灣團結聯盟	—	344,887
Home Party	紅黨	—	77,870

Continued on next page

2008 Legislative (unicameral)

Party	Party_b	Party_c	Votes
Non-Partisan Solidarity Union	無黨團結聯盟	—	68,527
Green Party Taiwan	綠黨	—	58,473
Taiwan Farmers' Party	台灣農民黨	—	57,144
Civil Party	公民黨	—	48,192
Third Society Party	第三社會黨	—	45,594
Hakka Party	客家黨	—	42,004
Taiwan Constitution Association	制憲聯盟	—	30,315

2004 Presidential

Party	Party_b	Party_c	Votes
SHUI-BIAN, Chen	Democratic Progressive Party	呂秀蓮陳水扁	6,483,860
CHAN, Lien	Kuomintang	宋楚瑜 連 戰	6,459,509

2000 Presidential

Party	Party_b	Party_c	Votes
SHUI-BIAN, Chen	Democratic Progressive Party	陳水扁, 呂秀蓮	4,977,697
SOONG, James	Independent	宋楚瑜, 張昭雄	4,664,972
CHAN, Lien	Kuomintang	連戰, 蕭萬長	2,925,513
HSIN-LIANG, Hsu	Independent	許信良, 朱惠良	79,429
AO, Li	New Party	李敖, 馮滬祥	16,782

1996 Presidential

Party	Party_b	Party_c	Votes
TENG-HUI, Lee	Kuomintang	李登輝, 連戰	5,813,699
MING-MIN, Peng	Democratic Progressive Party	彭明敏, 謝長廷	2,274,586
YANG-KANG, Lin	Independent	林洋港, 郝柏村	1,603,790
LI-AN, Chen	Independent	陳履安, 王清峰	1,074,044

98.6 Electoral Geography

0

Electoral Units in 2024 | Geometry Type: Thiessen | Spatial Units: 22,006 (Years also geocoded at this level: 2020)

99 Thailand

99.1 Notes

- Smallest physical unit: Parliamentary Constituency

99.2 Data Source(s)

- สำนักงานคณะกรรมการการเลือกตั้ง (Election Commission of Thailand)
- สถาบันส่งเสริมการวิเคราะห์และบริหารข้อมูลขนาดใหญ่ภาครัฐ

99.3 Elections Summary

Elections Summary

Year	Election Type	Data Units	Spatial Units	% Geocoded
2023	Legislative (lower house)	400	400	100.0%

99.4 Sample Electoral Units

Sample Electoral Units

Year	Type	NAME1	NAME2	Lat.	Lon.
2023	Legislative (LH)	น่าน	3	19.302	100.988

Continued on next page

Sample Electoral Units

Year	Type	NAME1	NAME2	Lat.	Lon.
2023	Legislative (LH)	นครราชสีมา	15	15.250	101.684
2023	Legislative (LH)	สระบุรี	2	14.710	101.173
2023	Legislative (LH)	กำแพงเพชร	1	16.426	99.498
2023	Legislative (LH)	อุบลราชธานี	11	14.852	105.085

99.5 Aggregate Election Results

2023 Legislative (lower house)

Party	Party_b	Votes
Move Forward Party	ก้าวไกล	24,104,269
Pheu Thai Party	เพื่อไทย	20,302,615
United Thai Nation Party	รวมไทยสร้างชาติ	8,373,970
Bhumjaithai Party	ภูมิใจไทย	6,271,659
Palang Pracharath Party	พลังประชารัฐ	4,724,075
Democrat Party	ประชาธิปัตย์	3,204,205
Thai Sang Thai Party	ไทยสร้างไทย	1,213,072
Prachachart Party	ประชาชาติ	936,696
Chart Thai Pattana Party	ชาติไทยพัฒนา	777,703
Thai Liberal Party	เสรีรวมไทย	628,382
Chart Pattana Kla Party	ชาติพัฒนากล้า	510,622
New Democracy Party	ประชาธิปไตยใหม่	286,996

Continued on next page

2023 Legislative (lower house)

Party	Party_b	Votes
New Party	ใหม่	251,097
Party of Thai Counties	ท้องทีไทย	202,612
Thai Pakdee Party	ไทยภักดี	200,982
New Social Power Party	พลังสังคมใหม่	197,731
Fair Party	เป็นธรรม	194,472
Thai Teachers for People Party	ครูไทยเพื่อประชาชน	179,648
Pheu Thai Ruam Palang	เพื่อไทรวมพลัง	162,036
Power Party	พลัง	159,298
Pheu Chart Thai Party	เพื่อชาติไทย	154,707
Nation Building Labour Party	แรงงานสร้างชาติ	131,345
For the Nation Party	เพื่อชาติ	103,517
Thailand Together Party	รวมแผ่นดิน	100,399
New Alternative Party	ทางเลือกใหม่	90,882
Thai Prompt Party	ไทยพร้อม	84,895
Thailand's Future Party	อนาคตไทย	84,060
Thai Ruam Thai Party	ไทยรวมไทย	73,985
Ruam Jai Thai Party	รวมใจไทย	73,150
Thai Citizen Party	ประชากรไทย	61,263
Klong Thai Party	คลองไทย	58,907
Change Party	เปลียน	58,796
Thai Network Party	ภาคีเครือข่ายไทย	58,117
Thai Civilized Party	ไทยศรีวิไลย์	57,484
Thai Chana Party	ไทยชนะ	47,764
Power Thai Party	พลังเพื่อไทย	44,464
Thai Progress Party	ไทยก้าวหน้า	36,650
Thai Population Party	ประชาไทย	35,733
New Dimension Party	มิติใหม่	35,626
Action Coalition Party	รวมพลัง	35,397
New Palangdharma Party	พลังธรรมใหม่	35,361
The New Way Party	แนวทางใหม่	28,311
Thai People Power Party	พลังปวงชนไทย	25,962
Future Change Party	เปลียนอนาคต	24,736
Green Party	กรีน	23,644

Continued on next page

2023 Legislative (lower house)

Party	Party_b	Votes
Thai Smart Party	ไทยสมาร์ท	22,759
Thai Morality Party	ไทยธรรม	21,787
People Progressive Party	ประชาภิวัฒน์	18,994
Zen-Dai Party	เส้นด้าย	18,851
Siamese Power Party	พลังสยาม	17,531
Thai One Party	ไทยเป็นหนึ่ง	16,133
Thai Forest Conservation Party	รักษ์ผืนป่าประเทศไทย	14,223
Equality Party	เสมอภาค	13,393
Save the Nation Party	ช่วยชาติ	12,397
New Aspiration Party	ความหวังใหม่	12,088
Land of Dharma Party	แผ่นดินธรรม	11,397
For the Thai Future Party	เพื่ออนาคตไทย	10,898
Rat Withi Party	ราษฎร์วิถี	10,489
Cooperative Power Party	พลังสหกรณ์	10,374
Palang Thai Rak Chart Party	พลังไทยรักชาติ	9,305
Democratic Force Party	พลังประชาธิปไตย	9,114
Thai Social Democratic Party	สังคมประชาธิปไตยไทย	6,794
Commoners' Party	สามัญชน	6,509
Thinkakhao Chaovilai Party	ถีนกาขาวชาววิไล	6,437
Social Power Party	พลังสังคม	5,890
Chat Rung Rueang Party	ชาติรุ่งเรือง	4,869
Paradonraphab Party	ภราดรภาพ	4,089
Palang Burapha Party	พลังบูรพา	889
Ruktam Party	รักษ์ธรรม	232
Harmony People's Party	ประชาสามัคคี	65

99.6 Electoral Geography

0

Electoral Units in 2023 | Geometry Type: Actual | Spatial Units: 400

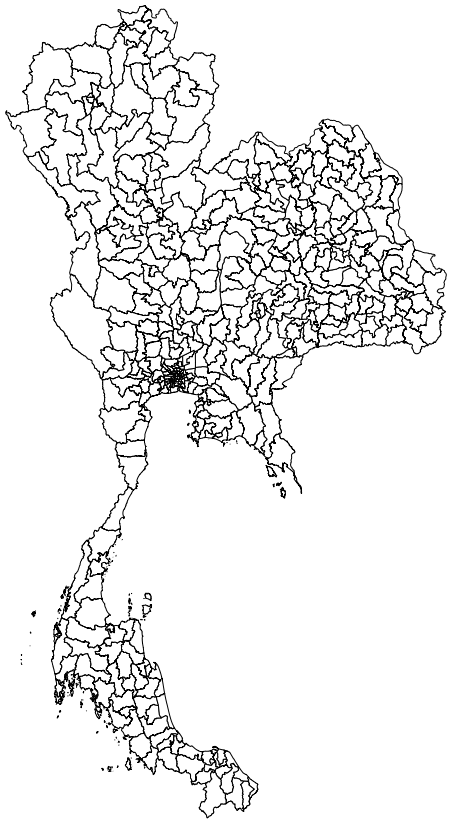

100 Trinidad and Tobago

100.1 Notes

- Smallest physical unit: Parliamentary Constituency

100.2 Data Source(s)

- Elections And Boundaries Commission

100.3 Elections Summary

Elections Summary

Year	Election Type	Data Units	Spatial Units	% Geocoded
2020	Legislative (lower house)	41	41	100.0%
2015	Legislative (lower house)	41	41	100.0%

100.4 Sample Electoral Units

Sample Electoral Units

Year	Type	NAME1	Lat.	Lon.
2020	Legislative (LH)	Arima	10.734	-61.268

Continued on next page

Sample Electoral Units

Year	Type	NAME1	Lat.	Lon.
2020	Legislative (LH)	Caroni Central	10.449	-61.372
2020	Legislative (LH)	Point Fortin	10.113	-61.763
2020	Legislative (LH)	Princes Town	10.307	-61.314
2020	Legislative (LH)	St. Joseph	10.645	-61.431
2015	Legislative (LH)	Tabaquite	10.377	-61.341
2015	Legislative (LH)	Chaguanas West	10.579	-61.431
2015	Legislative (LH)	Chaguanas East	10.537	-61.389
2015	Legislative (LH)	St. Augustine	10.617	-61.367
2015	Legislative (LH)	St. Ann's East	10.727	-61.435

100.5 Aggregate Election Results

2020 Legislative (lower house)

Party	Votes
People's National Movement	322,250
United National Congress	309,188

Continued on next page

2020 Legislative (lower house)

Party	Votes
Progressive Democratic Patriots	10,367
Progressive Empowerment Party	5,933
Independent Liberal Party	3,817
Movement for Social Justice	1,223
Movement for National Development	1,039
New National Vision	493
COP–DPTT–TTDF	467
Trinidad Humanity Campaign	366
Independent	351
National Organisation of We the People	310
National Coalition for Transformation	234
Progressive Party	211
One Tobago Voice	80
Unrepresented Peoples Party	73
Unity of the People	40
Democratic Party of Trinidad and Tobago	37
The National Party	23
Trinidad and Tobago Democratic Front	20

2015 Legislative (lower house)

Party	Votes
People's National Movement	378,634
United National Congress	290,066
Congress of the People	44,114
National Joint Action Committee	5,790
Independent Liberal Party	5,006
Independents	2,376
Tobago Forwards	2,162

Continued on next page

2015 Legislative (lower house)

Party	Votes
Tobago Organisation of the People	1,750
New National Vision	883
Platform of Truth	469
Laventille Outreach for Vertical Enrichment	344
National Coalition for Transportation	331
Democratic Development Party	153
Trinidad Humanity Campaign	138
Independent Democratic Party	108
The New Voice	101
Youth, National Organisations, Farmers Unification, Policy Reformation	74
Youth Empowerment Party	34

100.6 Electoral Geography

0

Electoral Units in 2020 | Geometry Type: Actual | Spatial Units: 41 (Years also geocoded at this level: 2015)

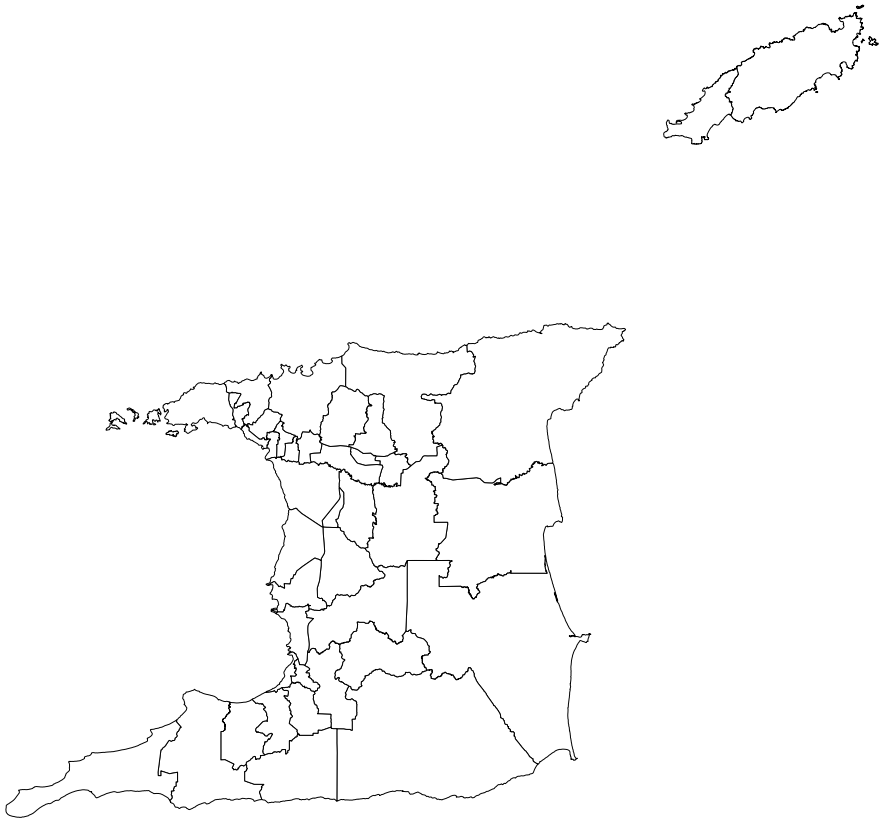

101 Tunisia

101.1 Notes

- Smallest physical unit: Polling Station

101.2 Data Source(s)

- Independent High Authority for Elections

101.3 Elections Summary

Elections Summary

Year	Election Type	Data Units	Spatial Units	% Geocoded
2014	Presidential	17660	2534	99.9%

101.4 Sample Electoral Units

Sample Electoral Units

Year	Type	NAME1	NAME2	NAME3	NAME3_b	Lat.	Lon.
2014	Presidential	Jendouba	Bou-Selem	م إبتدائية نهج الحبيب ثامر - بوسالم الشمالية مكتب 2	06020102702	36.610	8.974
2014	Presidential	Jendouba	Ain-Drahim	م إبتدائية ساحة المعتمدية - عين دراهم مكتب 3	06060112303	36.778	8.691
2014	Presidential	Sfax1	Sakiet-Ezzit	م إبتدائية الفوز - ساقية الزيت مكتب 3	23060114603	34.787	10.760
2014	Presidential	Zaghouan	Fahs	م إبتدائية العمايم - العمايم الجنوبية مكتب 1	13021003401	36.284	9.863
2014	Presidential	Nabeul-1	Nabeul	م إبتدائية الحبيب كرمة - الحدائق مكتب 3	11090515603	36.455	10.727

101.5 Aggregate Election Results

2014 Presidential - Second Round

Party	Party_b	Party_c	Votes
ESSEBSI, Beji Caid	Nidaa Tounes	محمد.الباجي.القايد.السبسي	1,713,722
MARZOUKI, Moncef	Congress for the Republic	محمد.المنصف.المرزوقي	1,360,074

2014 Presidential - First Round

Party	Party_b	Party_c	Votes
ESSEBSI, Beji Caid	Nidaa Tounes	محمد.الباجي.القايد.السبسي	1,276,139
MARZOUKI, Moncef	Congress for the Republic	محمد.المنصف.المرزوقي	1,090,435
HAMMAMI, Hamma	Popular Front	حمة .الهمامي	253,589
HAMDI, Hechmi	Current of Love	محمد.الهاشمي.الحامدي	185,489
RIAHI, Slim	Free Patriotic Union	سليم .الرياحي	181,208
MORJANE, Kamel	National Destourian Initiative	كمال .مرجان	41,502
CHEBBI, Ahmed Néjib	Republican Party	أحمد.نجيب. .الشابي	33,748
SAÏD, Safi	Independent	أحمد.الصافي.السعيد	25,895
ZENAIDI, Mondher	Independent	محمد.المنذر.الزنايدي	24,101
JAAFAR, Mustapha Ben	Democratic Forum for Labour and Liberties	مصطفى .بن.جعفر	21,843
KANNOU, Kalthoum	Independent	كلثوم.كنو	18,187
FRIKHA, Mohamed	Independent	محمد .فريخة	17,474
KILANI, Abderrazak	Independent	عبد.الرزاق.الكيلاني	10,007
NABLI, Mustapha Kamel	Independent	مصطفى.كامل.النابلي	6,685
LABAOUI, Abdelkader	Independent	عبد.القادر.اللباوي	6,451
NASRA, Larbi	Voice of the People of Tunisia	العربي.نصرة	6,368
SLAMA, Hamouda Ben	Independent	حمودة .بن.سلامة	5,705
HAMDI, Mohamed	Democratic Alliance Party	محمد.الحامدي	5,522
BOUSSAYENE, Mehrez	Independent	محرز.بوصياني	5,342
CHAÏBI, Salem	Popular Congress Party	سالم .الشايبي	5,188
ABDELLI, Samir	Independent	سمير.العبدلي	4,987
CHOURABI, Ali	Independent	علي.المولدي.الشورابي	4,683
unknown	unknown	unknown	4,380

Continued on next page

2014 Presidential - First Round

Party	Party_b	Party_c	Votes
MEJRI, Mokhtar	Independent	المرحوم.المختار	4,255
AYADI, Abderraouf	Wafa Movement	عبد.الرؤوف.العيادي	3,533
CHENNOUFI, Yassine	Independent	ياسين . الشنوفي	3,093
ZOUARI, Abderrahim	Destourian Movement	عبد.الرحيم.الزواري	2,692
HACHED, Noureddine	Independent	نور.الدين.حشاد	2,180

101.6 Electoral Geography

0

Electoral Units in 2014 | Geometry Type: Thiessen | Spatial Units: 2,537

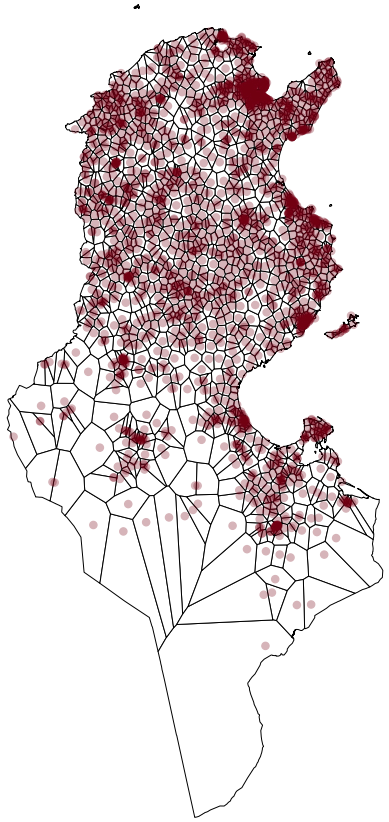

102 Turkey

102.1 Notes

- Smallest physical unit: Polling Station

102.2 Data Source(s)

- Yüksek Seçim Kurulu

102.3 Elections Summary

Elections Summary

Year	Election Type	Data Units	Spatial Units	% Geocoded
2023	Legislative (unicameral)	199084	46459	100.0%
2023	Presidential	192215	46460	100.0%
2018	Legislative (unicameral)	186824	46036	100.0%
2018	Presidential	180524	46036	100.0%
2015	Legislative (unicameral)	211691	46827	100.0%
2014	Presidential	165467	46730	100.0%
2011	Legislative (unicameral)	199659	48116	100.0%

102.4 Sample Electoral Units

Sample Electoral Units

Year	Type	NAME1	NAME1_b	NAME2	NAME2_b	NAME3
2023	Legislative (unicameral)	Batman	72	Beşiri	83	Kobin Mah.
2023	Legislative (unicameral)	Konya	42	Karapinar	336	Adalet Mah.
2023	Legislative (unicameral)	Bursa-2	16	Osmangazi	725	Demirtaş Dumlupinar Mah.
2023	Legislative (unicameral)	Bursa-1	16	Nilüfer	722	Balat Mah.
2023	Legislative (unicameral)	Şanliurfa	63	Birecik	93	Kurtuluş Mah.
2023	Presidential	İstanbul	34	Beşiktaş	82	Nisbetiye Mah.
2023	Presidential	Ordu	52	Fatsa	226	Küpdüşen Mah.
2023	Presidential	Mersin	33	Toroslar	993	Zeki Ayan Mah.
2023	Presidential	Samsun	55	Çarşamba	132	Kirazlikçay Mah.
2023	Presidential	Denizli	20	Pamukkale	764	Mehmetçik Mah.
2018	Legislative (unicameral)	Bursa-2	16	Yildirim	752	Mevlana Mah.
2018	Legislative (unicameral)	Mardin	47	Dargeçit	680	Tepebaşi Mah.
2018	Legislative (unicameral)	Konya	42	Meram	720	Melikşah Mah.
2018	Legislative (unicameral)	Nevşehir	50	Gülşehir	264	Çalişanlar Mah.
2018	Legislative (unicameral)	Niğde	51	Niğde Merkez	437	Selçuk Mah.
2018	Presidential	Trabzon	61	Arsin	49	Güneyce Mah.
2018	Presidential	Kayseri	38	Pinarbaşi	469	Avşarpotuklu Mah.
2018	Presidential	Kars	36	Kars Merkez	342	Örnek Mah.
2018	Presidential	Denizli	20	Pamukkale	764	Fesleğen Mah.
2018	Presidential	İzmir	35	Menemen	414	Kemal Atatürk Mah.
2015	Legislative (unicameral)	Tekirdağ	59	Çerkezköy	148	Gazi Osman Paşa Mah.

Continued on next page

Sample Electoral Units

Year	Type	NAME1	NAME1_b	NAME2	NAME2_b	NAME3
2015	Legislative (unicameral)	Bartin	74	Bartin Merkez	71	Çamalti Köyü
2015	Legislative (unicameral)	İzmir	35	Menemen	414	Çukurköy Mah.
2015	Legislative (unicameral)	Şanliurfa	63	Viranşehir	606	Ekinciler Mah.
2015	Legislative (unicameral)	İstanbul	34	Pendik	728	Fevzi Çakmak Mah.
2014	Presidential	Çankiri	18	Yaprakli	611	Buğay Köyü
2014	Presidential	Kastamonu	37	Azdavay	61	Söğütpinar Köyü
2014	Presidential	İstanbul	34	Şişli	556	Feriköy Mah.
2014	Presidential	İzmir	35	Bergama	80	Kurfalli Mah.
2014	Presidential	İstanbul	34	Avcilar	895	Merkez Mah.
2011	Legislative (unicameral)	Ankara	6	Keçiören	638	Karargahtepe Mah.
2011	Legislative (unicameral)	Şanliurfa	63	Birecik	93	Merkez Mah.
2011	Legislative (unicameral)	Tekirdağ	59	Çerkezköy	148	Kapakli-Atatürk Mah.
2011	Legislative (unicameral)	Tokat	60	Tokat Merkez	572	Alipaşa Mah.
2011	Legislative (unicameral)	İstanbul	34	Üsküdar	601	Burhaniye Mah.

Sample Electoral Units (continued 2/2)

	NAME3_b	NAME4	Lat.	Lon.
	116410	1014	37.885	41.283
	101355	1003	37.718	33.536
	126346	2221	40.272	29.085
	85911	1166	40.261	28.944
	112998	1087	37.025	37.987
	95717	1282	41.072	29.025
	148363	1208	40.935	37.598
	119729	1292	36.817	34.609
	108511	1180	41.194	36.717
	129724	1283	37.758	29.088
	86136	3162	40.211	29.098
	104671	1056	37.546	41.720
	100573	2283	37.870	32.459
	105903	1004	38.746	34.619
	106080	1174	37.965	34.673
	132482	1028	40.859	39.938
	140334	1012	38.744	36.303
	97509	1092	40.611	43.100
	129723	1086	37.766	29.091
	97207	1203	38.579	27.073
	110897	1131	41.290	27.996
	116819	1201	41.648	32.381
	144574	1029	38.696	27.118
	141331	1084	37.158	39.658
	96108	1246	40.882	29.266
	87697	1013	40.719	33.759
	98094	1050	41.936	33.777
	96179	2028	41.055	28.975
	143858	1172	39.018	27.071
	95637	1354	40.984	28.718
	81096	4352	39.976	32.855
	112999	1036	37.025	37.979
	110902	1208	41.304	27.993
	111088	1012	40.314	36.550

Continued on next page

Sample Electoral Units (continued 2/2)

	NAME3_b	NAME4	Lat.	Lon.
	96274	2175	41.031	29.048

102.5 Aggregate Election Results

2023 Presidential - Second Round

Party	Party_b	Party_c	Votes
ERDOĞAN, Recep Tayyip	Justice and Development Party	Adalet ve Kalkınma Partisi	26,690,529
KILIÇDAROĞLU, Kemal	Republican People's Party	Cumhuriyet Halk Partisi	24,728,027

2023 Presidential - First Round

Party	Party_b	Party_c	Votes
ERDOĞAN, Recep Tayyip	Justice and Development Party	Adalet ve Kalkınma Partisi	26,086,102
KILIÇDAROĞLU, Kemal	Republican People's Party	Cumhuriyet Halk Partisi	23,873,749
OĞAN, Sinan	Independent	Independent	2,796,613
İNCE, Muharrem	Homeland Party	Memleket Partisi	216,470

2023 Legislative (unicameral)

Party	Party_b	Party_c	Votes
Justice and Development Party	AK PARTİ	—	19,195,465
Republican People's Party	CHP	—	13,758,095
Good Party	İYİ PARTİ	—	5,414,663
Nationalist Movement Party	MHP	—	5,399,297
Party of Greens and the Left Future	YEŞİL SOL PARTİ	—	4,711,056
New Welfare Party	YENİDEN REFAH	—	1,565,062
Victory Party	ZAFER PARTİSİ	—	1,272,247
Workers' Party of Turkey	TİP	—	916,895
Great Unity Party	BBP	—	532,579
Homeland Party	MEMLEKET	—	516,152
Young Party	GENÇPARTİ	—	118,105
Justice Party	AP	—	111,319
Left Party	SOL PARTİ	—	75,875
Motherland Party	ANAP	—	68,222
Communist Party of Turkey	TKP	—	63,175
Patriotic Party	VATAN PARTİSİ	—	54,253
Nation Party	MİLLET	—	53,709
Rights and Freedoms Party	HAK-PAR	—	42,533
Justice Unity Party	AB	—	41,321
People's Liberation Party	HKP	—	32,192
Power Union Party	GBP	—	25,497
National Road Party	MİLLİ YOL	—	17,785
Communist Movement of Turkey	TKH	—	17,220
Innovation Party	YP	—	11,411

2018 Presidential

Party	Party_b	Party_c	Votes
ERDOĞAN, Recep Tayyip	Justice and Development Party	Adalet ve Kalkınma Partisi	25,436,238
İNCE, Muharrem	Republican People's Party	Memleket Partisi	14,951,788

Continued on next page

2018 Presidential

Party	Party_b	Party_c	Votes
DEMİRTAŞ, Selahattin	Peoples' Democratic Party	Halkların Demokratik Partisi	4,039,390
AKŞENER, Meral	Good Party	İYİ Parti	3,603,858
KARAMOLLAOĞLU, Temel	Felicity Party	Saadet Partisi	434,882
PERİNÇEK, Doğu	Patriotic Party	Vatan Partisi	95,928

2018 Legislative (unicameral)

Party	Party_b	Party_c	Votes
Justice and Development Party	AK PARTİ	—	21,069,669
Republican People's Party	CHP	—	11,439,538
Peoples' Democratic Party	HDP	—	5,707,503
Nationalist Movement Party	MHP	—	5,548,872
Good Party	İYİ PARTİ	—	5,136,428
Felicity Party	SAADET	—	688,514
Free Cause Party	HÜDA PAR	—	158,075
Patriotic Party	VATAN PARTİSİ	—	115,410

2015 Legislative (unicameral)

Party	Party_b	Party_c	Votes
Justice and Development Party	AK PARTİ	—	41,307,141
Republican People's Party	CHP	—	23,239,556
Nationalist Movement Party	MHP	—	13,026,024
Peoples' Democratic Party	HDP	—	10,761,337
Felicity Party	SAADET	—	1,252,410
Patriotic Party	VATAN PARTİSİ	—	270,048

Continued on next page

2015 Legislative (unicameral)

Party	Party_b	Party_c	Votes
Great Unity Party	BBP	—	247,354
Rights and Freedoms Party	HAK-PAR	—	163,707
Democrat Party	DP	—	144,079
Independent Turkey Party	BTP	—	143,637
People's Liberation Party	HKP	—	139,797
Democratic Left Party	DSP	—	115,717
Social Reconciliation Reform and Development Party	TURK PARTİ	—	71,821
Communist Party	KP	—	63,985
Liberal Democrat Party	LDP	—	51,230
True Path Party	DYP	—	41,226
Nation Party	MİLLET	—	36,786
Anatolia Party	ANADOLU PARTİSİ	—	27,045
Centre Party	MEP	—	20,649
Homeland Party	YURT-P	—	9,111
Rights and Justice Party	HAP	—	5,116

2014 Presidential

Party	Party_b	Party_c	Votes
ERDOĞAN, Recep Tayyip	Justice and Development Party	Adalet ve Kalkınma Partisi	20,670,826
İHSANOĞLU, Ekmeleddin Mehmet	Independent	Independent	15,434,167
DEMİRTAŞ, Selahattin	Peoples' Democratic Party	Halkların Demokratik Partisi	3,914,359

2011 Legislative (unicameral)

Party	Party_b	Party_c	Votes
Justice and Development Party	AK PARTİ	—	21,320,207
Republican People's Party	CHP	—	11,122,420
Nationalist Movement Party	MHP	—	5,575,010
Felicity Party	SAADET	—	541,470
People's Voice Party	HAS PARTİ	—	329,358
Great Unity Party	BBP	—	322,819
Democrat Party	DP	—	278,775
Rights and Equality Party	HEPAR	—	124,082
Democratic Left Party	DSP	—	107,889
True Path Party	DYP	—	64,453
Communist Party of Turkey	TKP	—	63,786
Nation Party	MİLLET	—	60,673
National Struggle Party	MMP	—	36,105
Labour Party	EMEP	—	31,766
Liberal Democrat Party	LDP	—	15,166

102.6 Electoral Geography

1

Electoral Units in 2023 | Geometry Type: Thiessen | Spatial Units: 97,009 (Years also geocoded at this level: 2011, 2014, 2015, 2018)

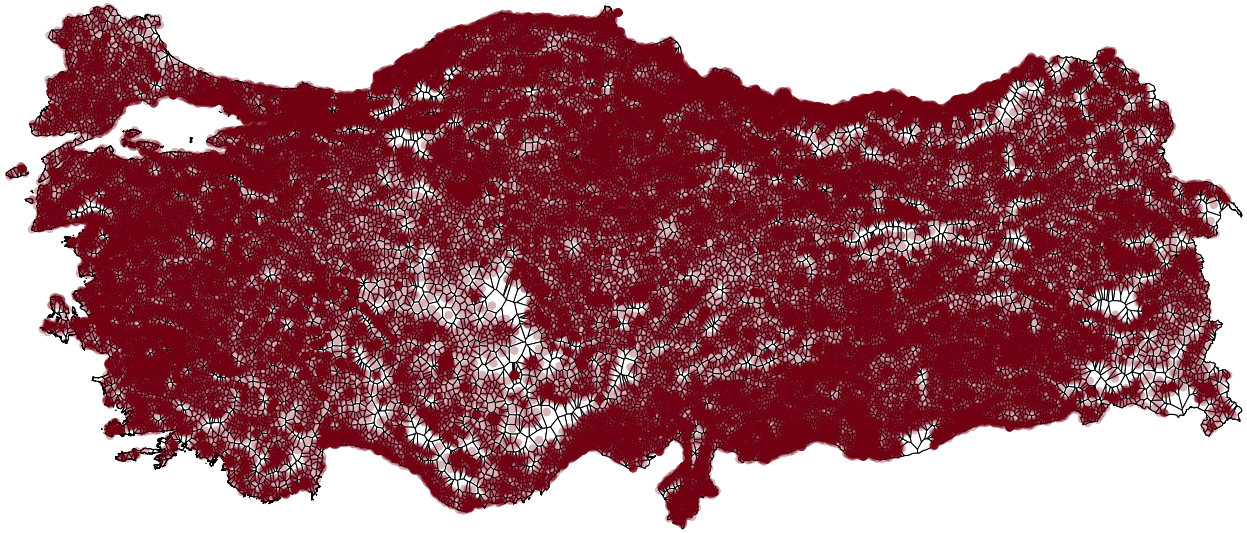

103 Uganda

103.1 Notes

- Smallest physical unit: Polling Station

103.2 Data Source(s)

- Uganda Elections Data Portal

103.3 Elections Summary

Elections Summary

Year	Election Type	Data Units	Spatial Units	% Geocoded
2021	Presidential	34767	7177	100.0%
2016	Presidential	28010	7177	100.0%
2011	Presidential	23968	7176	100.0%
2006	Presidential	19786	0	0.0%

103.4 Sample Electoral Units

Sample Electoral Units

Year	Type	NAME1	NAME2	NAME3	NAME4	NAME4_b
2021	Presidential	—	—	—	—	2-018-2-023
2021	Presidential	—	—	—	—	2-113-1-052
2021	Presidential	—	—	—	—	4-002-3-032
2021	Presidential	—	—	—	—	1-047-1-025
2021	Presidential	—	—	—	—	3-041-1-055
2016	Presidential	Oyam	Oyam County South	Aber	Wirao	4-076-1-037
2016	Presidential	Ibanda	Ibanda County South	Ibanda Town Council	Rugazi Ward	2-061-1-012
2016	Presidential	Lwengo	Bukoto County West	Malongo	Kalagala	1-105-1-022
2016	Presidential	Koboko	Koboko Municipality	North Division	Ombaci Ward	4-066-1-043
2016	Presidential	Mbarara	Mbarara Municipality	Nyakayojo	Katojo Ward	2-027-2-013
2011	Presidential	Nakaseke	Nakaseke South County	Semuto	Migingye	1-069-1-017
2011	Presidential	Tororo	West Budama County South	Nabuyoga	Namwanga	3-039-1-038
2011	Presidential	Kabarole	Bunyangabu County	Kabonero	Nyarugongo	2-122-1-028
2011	Presidential	Wakiso	Kyadondo County East	Nangabo	Wampewo	1-052-2-005
2011	Presidential	Kabale	Rubanda County West	Bufundi	Kashaasha ? Bufundi	2-116-1-027
2006	Presidential	Apac	Oyam County South	Aber	Atura	4-076-0097
2006	Presidential	Kamuli	Budiope County	Kagulu	Irundu	3-083-0076
2006	Presidential	Mukono	Nakifuma County	Kasawo	Namaliri	1-032-0252
2006	Presidential	Masaka	Masaka Municipality	Katwe/Butego	Butego	1-024-0191
2006	Presidential	Kampala	Rubaga Div. South	Rubaga Division	Mutundwe	1-012-0870

Sample Electoral Units (continued 2/2)

	NAME5	NAME5_b	Lat.	Lon.
	Nturo Trading Centre	2-018-2-023-06	-1.325	29.721
	Nyankoma T/C	2-113-1-052-01	0.989	30.770
	Wani Church Of Uganda	4-002-3-032-02	2.847	30.907
	Tweyagalire R/C P/S	1-047-1-025-04	0.851	32.946
	Kirongero Catholic Church	3-041-1-055-04	0.621	33.756
	Oyoe P.7 School	O-76-5-1-14-9	2.203	32.441
	Nyakatookye	O-61-137-1-24-4	-0.104	30.471
	Kalagala Parish Hqtrs	O-105-113-2-7-3	-0.417	31.226
	Asubala Mango Tree	O-66-287-1-6-41	3.424	30.965
	Katojo Parish Hqtrs	O-27-144-5-24-7	-0.662	30.626
	Nakalamudd E Pr. Sch.	O-69-109-6-20-1	0.664	32.356
	Lugingi Out-reach	O-39-210-3-7-1	0.681	33.945
	Bukurungu Trading Centre	O-10-51-8-23-1	0.487	30.143
	Kazinga (A-L)-Maria Gorrete	O-52-159-2-14-2	0.423	32.607
	Kinyarushen Gye Pri Sch	O-9-48-1-4-4	-1.329	29.863
	Ocampar	O-76-5-01-03-01	—	—
	Nkodokodo	O-83-69-03-03-05	—	—
	Gaavu/Na-maliri	O-32-178-01-06-03	—	—
	Saza (A - M)	O-24-121-01-01-01	—	—

Continued on next page

Sample Electoral Units (continued 2/2)

	NAME5	NAME5_b	Lat.	Lon.
	Hajj Bukenya Memorial Sch. (	O-12-67-01-03-07	—	—

103.5 Aggregate Election Results

2021 Presidential

Party	Party_b	Votes
MUSEVENI, Yoweri	National Resistance Movement	6,042,898
WINE, Bobi	National Unity Platform	3,631,437
AMURIAT, Patrick	Forum for Democratic Change	337,589
MUNTU, Mugisha	Alliance for National Transformation	67,574
MAO, Norbert	Democratic Party	57,682
TUMUKUNDE, Henry	Independent	51,392
KABULETA, Joseph	Independent	45,424
KALEMBE, Nancy	Independent	38,772
KATUMBA, John	Independent	37,554
MWESIGYE, Fred	Independent	25,483
MAYAMBALA, Willy	Independent	15,014

2016 Presidential

Party	Party_b	Votes
MUSEVENI, Yoweri	National Resistance Movement	5,971,872
BESIGYE, Kizza	Forum for Democratic Change	3,508,687
MBABAZI, Amama	Go Forward	136,519
BWANIKA, Abed	People's Development Party	89,005
BARYAMUREEBA, Venansius	Independent	52,798
KYALYA, Faith	Independent	42,833
BIRAARO, Benon	Uganda Farmers Party	25,600
MABIRIZI, Joseph	Independent	24,498

2011 Presidential

Party	Party_b	Votes
MUSEVENI, Yoweri	National Resistance Movement	5,436,639
BESIGYE, Kizza	Forum for Democratic Change	2,071,397
MAO, Norbert	Democratic Party	148,170
OTUNNU, Olara	Uganda People's Congress	125,465
NAMISANGO, Beti	Uganda Federal Alliance	52,935
BWANIKA, Abed	People's Development Party	51,565
LUBEGA, Samuel	Independent	32,811
SSALI, Jaberi Bidandi	People's Progressive Party	9,294

2006 Presidential

Party	Party_b	Votes
MUSEVENI, Yoweri	National Resistance Movement	4,111,955
BESIGYE, Kizza	Forum for Democratic Change	2,596,463

Continued on next page

2006 Presidential

Party	Party_b	Votes
SSEBAANA, John	Democratic Party	109,646
BWANIKA, Abed	Independent	65,956
KALULE, Obote	Uganda People's Congress	57,134

103.6 Electoral Geography

1

Electoral Units in 2021 | Geometry Type: Actual | Spatial Units: 7,177 (Years also geocoded at this level: 2011, 2016)

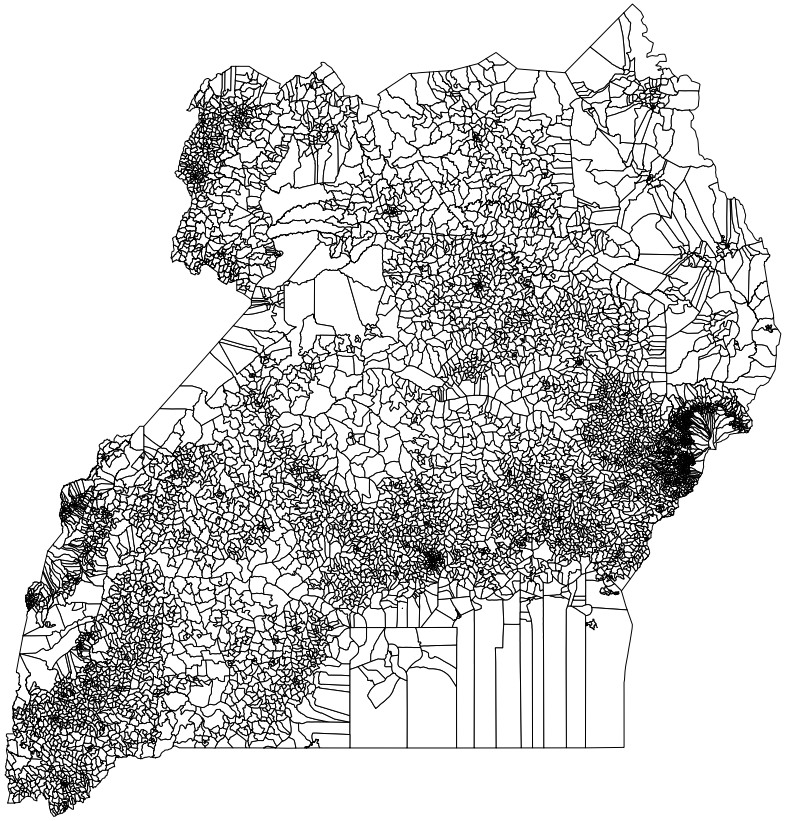

104 Ukraine

104.1 Notes

- Smallest physical unit: Polling Station

104.2 Data Source(s)

- д ekoder

104.3 Elections Summary

Elections Summary

Year	Election Type	Data Units	Spatial Units	% Geocoded
2019	Legislative (unicameral)	29885	29819	99.8%
2019	Presidential	29989	29864	99.7%

104.4 Sample Electoral Units

Sample Electoral Units

Year	Type	NAME1	NAME1_imp	NAME2	NAME3_imp	NAME4	Lat.	Lon.
2019	Legislative (unicameral)	Житомирська область	Zhytomyr Oblast	64	Poliska	В Д № 181299	50.941	28.585

Continued on next page

Sample Electoral Units

Year	Type	NAME1	NAME1_imp	NAME2	NAME3_imp	NAME4	Lat.	Lon.
2019	Legislative (unicameral)	Закарпатська область	Zakarpattia Oblast	69	Verkhnokoropetska	В Д № 210694	48.433	22.740
2019	Legislative (unicameral)	Миколаївська область	Mykolaiv Oblast	131	Oleksandrivska	В Д № 480191	47.698	31.270
2019	Legislative (unicameral)	Кіровоградська область	Kirovohrad Oblast	99	Kirovohradska	В Д № 350921	48.517	32.278
2019	Legislative (unicameral)	м. Київ	Kyiv	216	Kyivska	В Д № 800428	50.433	30.630
2019	Presidential	Київська область	Kyiv Oblast	93	Kozynska	В Д № 320714	49.698	31.112
2019	Presidential	Львівська область	Lviv Oblast	122	Lozynska	В Д № 460467	50.032	23.818
2019	Presidential	Волинська область	Volyn Oblast	22	Pidhaitsivska	В Д № 071059	50.729	25.382
2019	Presidential	Тернопільська область	Ternopil Oblast	165	Trostianetska	В Д № 610049	49.333	24.929
2019	Presidential	Волинська область	Volyn Oblast	23	Borokhivska	В Д № 070283	50.786	25.507

104.5 Aggregate Election Results

2019 Presidential - Second Round

Party	Party_b	Party_c	Votes
ZELENSKYY, Volodymyr	Servant of the People	Зеленський Володимир	13,541,528
POROSHENKO, Petro	Independent	Порошенко Петро	4,522,320

2019 Presidential - First Round

Party	Party_b	Party_c	Votes
ZELENSKYY, Volodymyr	Servant of the People	Зеленський Володимир	5,714,034
POROSHENKO, Petro	Independent	Порошенко Петро	3,014,609
TYMOSHENKO, Yulia	Batkivshchyna	Тимошенко Юл☒я	2,532,452
BOYKO, Yuriy	Independent	Бойко Юр☒й	2,206,216
HRYTSENKO, Anatoliy	Civil Position	Гриценко Анатол☒й	1,306,450
SMESHKO, Ihor	Independent	Смешко ☒гор	1,141,332
LIASHKO, Oleh	Radical Party of Oleh Liashko	Ляшко Олег	1,036,003
VILKUL, Oleksandr	Opposition Bloc	В☒лкул Олександр	784,274
KOSHULYNSKYI, Ruslan	Svoboda	Кошулинський Руслан	307,244
TYMOSHENKO, Yuriy	Independent	Тимошенко Юр☒й	117,693
SHEVCHENKO, Oleksandr	UKROP	Шевченко Олександр	109,078
NALVYAICHENKO, Valentyn	Spravedlyvist	Наливайченко Валентин	43,239
BOHOMOLETS, Olha	Independent	Богомолець Ольга	33,966
BALASHOV, Hennadiy	5.10	Балашов Геннад☒й	32,872
BEZSMERTNYI, Roman	Independent	Безсмертний Роман	27,182
BONDAR, Viktor	Revival	Бондар В☒ктор	22,564
LYTVYNENKO, Yulia	Independent	Литвиненко Юл☒я	20,014
DEREVYANKO, Yuriy	Liberty	Дерев’янко Юр☒й	19,542
TARUTA, Serhiy	Osnova	Тарута Серг☒й	18,918
SHEVCHENKO, Ihor	Independent	Шевченко ☒гор	18,667

Continued on next page

2019 Presidential - First Round

Party	Party_b	Party_c	Votes
BOHOSLOVSKA, Inna	Independent	Богословська Інна	18,482
KARMAZIN, Yurii	Independent	Кармазін Юрій	15,965
PETROV, Volodymyr	Independent	Петров Володимир	15,587
SKOTSYK, Vitaliy	Independent	Скоцик Віталій	15,118
KAPLIN, Serhiy	Social Democratic Party	Каплін Сергій	14,532
MOROZ, Oleksandr	Socialist Party of Oleksandr Moroz	Мороз Олександр	13,139
KRYVENKO, Viktor	People's Movement of Ukraine	Кривенко Віктор	9,243
ZHURAVLYOV, Vasyl	Stability Party	Журавльов Василь	8,453
KYVA, Illia	Socialist Party of Ukraine	Кива Ілля	5,869
NOVAK, Andriy	Patriot Party	Новак Андрій	5,587
VASHCHENKO, Oleksandr	Independent	Ващенко Олександр	5,503
HABER, Mykola	Independent	Габер Микола	5,433
SOLOVYEV, Oleksandr	Reasonable Force	Соловйов Олександр	5,331
RYGOVANOV, Ruslan	Independent	Риговано в Руслан	5,230
DANYLYUK, Oleksandr	Independent	Данилюк Олександр	4,648
KUPRII, Vitalii	Independent	Куприй Віталій	4,508
KORNATSKIY, Arkadiy	Independent	Корнацький Аркадій	4,494
NOSENKO, Serhiy	Independent	Носенко Сергій	3,114
NASIROV, Roman	Independent	Насіров Роман	2,579

2019 Legislative (unicameral)

Party	Party_b	Party_c	Votes
Servant of the People	СЛУГА НАРОДУ	—	6,307,185
Opposition Platform — For Life	ОПОЗИЦІЙНА ПЛАТФОРМА	—	1,908,089
Batkivshchyna	Батьківщина	—	1,196,277
European Solidarity	Європейська Солідарність	—	1,184,547
Holos	ГОЛОС	—	851,673

Continued on next page

2019 Legislative (unicameral)

Party	Party_b	Party_c	Votes
Radical Party of Oleh Liashko	Р А Д И К А Л Ь Н А П А Р Т ☒ Я О Л Е Г А Л Я Ш К А	—	586,337
Strength and Honor	С И Л А ☒ Ч Е С Т Ь	—	558,674
Opposition Bloc	О П О З И Ц ☒ Й Н И Й Б Л О К	—	443,200
Ukrainian Strategy of Groysman	У К Р А ☒ Н С Ь К А С Т Р А Т Е Г ☒ Я Г Р О Й С М А Н А	—	352,904
Party of Shariy	П А Р Т ☒ Я Ш А Р ☒ Я	—	327,181
Svoboda	С в о б о д а	—	315,533
Civil Position	Г р о м а д я н с ь к а п о з и ц ☒ я	—	153,215
Party of Greens of Ukraine	П А Р Т ☒ Я З Е Л Е Н И Х У К Р А ☒ Н И	—	96,659
Self Reliance	С А М О П О М ☒ Ч	—	91,703
Agrarian Party of Ukraine	А г р а р н а п а р т ☒ я У к р а ☒ н и	—	75,540
Movement of New Forces	Р у х Н о в и х С и л М и х а й л а С а а к а ш в ☒ л ☒	—	67,739
Power of the People	С и л а Л ю д е й	—	28,003
Power of Law	С И Л А П Р А В А	—	20,409
Patriot	С О Ц ☒ А Л Ь Н А С П Р А В Е Д Л И В ☒ С Т Ь	—	16,574
Social Justice	П А Т Р ☒ О Т	—	16,126
Independence	Н Е З А Л Е Ж Н ☒ С Т Ь	—	7,975
Torch	Ф А К Е Л	—	7,747

104.6 Electoral Geography

0

Electoral Units in 2019 | Geometry Type: Thiessen | Spatial Units: 59,521

105 United Kingdom

105.1 Notes

- Smallest physical unit: Parliamentary Constituency

105.2 Data Source(s)

- Electoral Calculus
- Office for National Statistics

105.3 Elections Summary

Elections Summary

Year	Election Type	Data Units	Spatial Units	% Geocoded
2024	Legislative (lower house)	650	650	100.0%
2019	Legislative (lower house)	650	650	100.0%
2017	Legislative (lower house)	650	650	100.0%
2015	Legislative (lower house)	650	650	100.0%
2010	Legislative (lower house)	650	650	100.0%
2005	Legislative (lower house)	646	646	100.0%

105.4 Sample Electoral Units

Sample Electoral Units

Year	Type	NAME1	NAME2	NAME3	Lat.	Lon.
2024	Legislative (LH)	England	Cheshire	Warrington South	53.369	-2.600
2024	Legislative (LH)	Scotland	Fife	Fife North East	56.304	-2.969
2024	Legislative (LH)	England	Buckinghamshire	Milton Keynes North	52.110	-0.736
2024	Legislative (LH)	England	Hertfordshire	St Albans	51.733	-0.327
2024	Legislative (LH)	England	Cornwall	Truro and Falmouth	50.270	-5.023
2019	Legislative (LH)	England	Teesside	Middlesbrough	54.558	-1.235
2019	Legislative (LH)	England	Wiltshire	Devizes	51.347	-1.777
2019	Legislative (LH)	England	Teesside	Hartlepool	54.669	-1.256
2019	Legislative (LH)	England	Devon	Plymouth Moor View	50.413	-4.142
2019	Legislative (LH)	England	Norfolk	Norfolk South West	52.554	0.581
2017	Legislative (LH)	England	Northumberland	Wansbeck	55.170	-1.634
2017	Legislative (LH)	England	Norfolk	Norwich North	52.653	1.311
2017	Legislative (LH)	England	Western Manchester	Bury South	53.556	-2.305
2017	Legislative (LH)	Wales	Clwyd	Clwyd West	53.121	-3.493
2017	Legislative (LH)	England	Western Manchester	Leigh	53.491	-2.513
2015	Legislative (LH)	England	Islington	Islington South and Finsbury	51.537	-0.106
2015	Legislative (LH)	England	Coventry and Solihull	Coventry North East	52.427	-1.468

Continued on next page

Sample Electoral Units

Year	Type	NAME1	NAME2	NAME3	Lat.	Lon.
2015	Legislative (LH)	England	Berkshire	Reading West	51.456	-1.044
2015	Legislative (LH)	England	Nottinghamshire	Nottingham South	52.936	-1.184
2015	Legislative (LH)	Scotland	Tayside	Dundee West	56.505	-3.063
2010	Legislative (LH)	England	Coventry and Solihull	Coventry North West	52.431	-1.555
2010	Legislative (LH)	England	Eastern Manchester	Ashton under Lyne	53.498	-2.116
2010	Legislative (LH)	England	North Yorkshire	Harrogate and Knaresborough	54.030	-1.477
2010	Legislative (LH)	England	Lincolnshire	Grantham and Stamford	52.816	-0.480
2010	Legislative (LH)	England	Hereford and Worcestershire	Wyre Forest	52.380	-2.275
2005	Legislative (LH)	England	Leicestershire	Leicestershire North West	52.753	-1.405
2005	Legislative (LH)	England	Derbyshire	Derbyshire West	53.092	-1.666
2005	Legislative (LH)	England	Derbyshire	Chesterfield	53.250	-1.418
2005	Legislative (LH)	Wales	Gwent	Torfaen	51.702	-3.058
2005	Legislative (LH)	England	Suffolk	Suffolk Central and Ipswich North	52.221	1.220

105.5 Aggregate Election Results

2024 Legislative (lower house)

Party	Votes
Labour Party	9,820,915
Conservative Party	6,923,151
Reform UK	4,234,801
Liberal Democrat Party	3,692,011
Green Party of England and Wales	1,944,492
Scottish National Party	724,758
other party	572,028
minor party	492,226
Plaid Cymru	194,811

2019 Legislative (lower house)

Party	Votes
Conservative Party	14,054,144
Labour Party	10,414,619
Liberal Democrat Party	3,940,547
Scottish National Party	1,242,380
Green Party of England and Wales	865,715
Brexit Party	778,372
other party	236,815
Plaid Cymru	153,265
minor party	146,400

2017 Legislative (lower house)

Party	Votes
Conservative Party	13,749,286
Labour Party	12,973,238
Liberal Democrat Party	2,664,216
Scottish National Party	977,568
UK Independence Party	658,621
Green Party of England and Wales	525,435
Plaid Cymru	164,466
minor party	163,458
other party	87,668

2015 Legislative (lower house)

Party	Votes
Conservative Party	11,440,466
Labour Party	9,447,113
UK Independence Party	3,924,331
Liberal Democrat Party	2,600,122
Scottish National Party	1,454,436
Green Party of England and Wales	1,157,613
other party	191,272
Plaid Cymru	181,704
minor party	124,565

2010 Legislative (lower house)

Party	Votes
Conservative Party	10,828,965
Labour Party	8,717,487
Liberal Democrat Party	7,004,464
UK Independence Party	962,439
other party	788,218
Scottish National Party	491,386
Green Party of England and Wales	284,854
minor party	272,588
Plaid Cymru	165,394

2005 Legislative (lower house)

Party	Votes
Labour Party	9,693,215
Conservative Party	8,909,611
Liberal Democrat Party	6,227,280
other party	1,285,837
Scottish National Party	412,267
minor party	270,902
Plaid Cymru	174,838

105.6 Electoral Geography

0

Electoral Units in 2024 | Geometry Type: Actual | Spatial Units: 650 (Years also geocoded at this level: 2005, 2010, 2015, 2017, 2019)

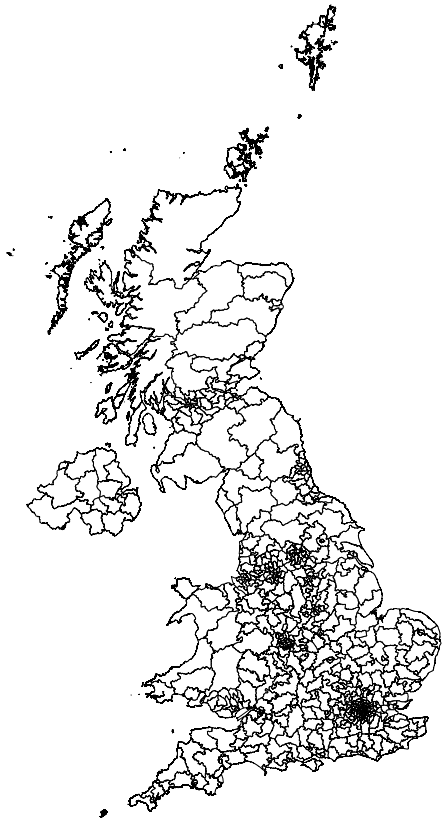

106 United States of America

106.1 Notes

- Smallest physical unit: Precinct

106.2 Data Source(s)

- Voting and Elections Science Team

106.3 Elections Summary

Elections Summary

Year	Election Type	Data Units	Spatial Units	% Geocoded
2024	Presidential	142384	142383	100.0%
2020	Presidential	169512	169512	100.0%
2016	Presidential	176970	176970	100.0%
2012	Presidential	101321	99966	98.7%
2008	Presidential	105622	104281	98.7%

106.4 Sample Electoral Units

Sample Electoral Units

Year	Type	NAME1	NAME1_b	NAME2	NAME2_imp	NAME2_b
2024	Presidential	Iowa	IA	—	Muscatine	—
2024	Presidential	Kentucky	KY	Caldwell	—	—
2024	Presidential	Texas	TX	—	Ellis	—
2024	Presidential	Texas	TX	—	Denton	—
2024	Presidential	Indiana	IN	—	Lake	—
2020	Presidential	Michigan	MI	081	—	—
2020	Presidential	Colorado	CO	059	—	—
2020	Presidential	Illinois	IL	143	—	—
2020	Presidential	New York	NY	Queens	—	081
2020	Presidential	Nevada	NV	Clark	—	003
2016	Presidential	Michigan	MI	Powell Township	—	—
2016	Presidential	Colorado	CO	—	—	—
2016	Presidential	California	CA	06059	—	—
2016	Presidential	Louisiana	LA	027	—	—
2016	Presidential	Ohio	OH	071	—	—
2012	Presidential	North Carolina	NC	—	Wake	—
2012	Presidential	California	CA	—	Los Angeles	—
2012	Presidential	Iowa	IA	—	Linn	—
2012	Presidential	Wisconsin	WI	—	St. Croix	—
2012	Presidential	Oregon	OR	—	—	—
2008	Presidential	West Virginia	WV	—	Pendleton	—
2008	Presidential	Tennessee	TN	—	Crockett	—
2008	Presidential	Utah	UT	—	Millard	—
2008	Presidential	Texas	TX	—	Austin	—
2008	Presidential	Michigan	MI	—	Macomb	—

Sample Electoral Units (continued 2/2)

	NAME3	NAME3_imp	NAME3_b	NAME3_c	Lat.	Lon.
	19139-Wilton City	—	—	—	41.590	-91.027
	D102	—	—	—	37.083	-87.859
	701038	—	—	—	32.448	-96.977
	612075	—	—	—	33.163	-96.966
	(089)WT 05	—	—	—	41.403	-87.225
	081-Walker City-3-0007	—	WP-081-82960-03007	—	42.979	-85.761
	Jefferson 176	—	7202330176	—	39.688	-105.140
	Richwoods 5	—	1714300RI05	—	40.734	-89.579
	23037	—	—	—	40.611	-73.768
	6471	—	—	—	36.095	-115.302
	1036612000002	—	—	—	46.718	-87.608
	Montezuma 002	—	3065842002	—	37.544	-108.321
	060595338	—	5338	—	33.925	-117.890
	Precinct 35	—	—	—	32.956	-93.154
	Hillsboro Se	—	39071036AAL	—	39.194	-83.607
	—	007-11	—	—	35.879	-78.668
	—	9002265A	—	—	34.067	-118.354
	—	113139	—	—	41.954	-91.705
	—	005574	—	—	44.928	-92.310
	—	OR_MAR-ION_694	—	—	—	—
	—	Voting District 1	—	—	38.738	-79.127
	—	001609	—	—	35.786	-89.237
	—	Delta 17 Voting District	—	—	39.376	-112.546
	—	000246	—	—	29.957	-96.170
	—	099109	—	—	42.655	-82.916

106.5 Aggregate Election Results

2024 Presidential

Party	Party_b	Votes
TRUMP, Donald	Republican Party	67,375,979
HARRIS, Kamala	Democratic Party	63,286,914
other	—	2,370,298
OLIVER, Chase	Libertarian Party	49,820
STEIN, Jill	Green Party	47,583
KENNEDY, Robert	We the People	18,722
PRESTON, Mattie	Godliness, Truth, Justice	2,857
WEST, Cornel	Justice For All	2,627
SONSKI, Peter	SONSKI, Peter	2,240
CRUZ, Claudia De la	Party for Socialism and Liberation	1,494
TERRY, Randall	Constitution Party	1,424
FRUIT, Rachele	Socialist Workers	362

2020 Presidential

Party	Party_b	Votes
BIDEN, Joseph	Democratic Party	81,263,176
TRUMP, Donald	Republican Party	74,197,200
JORGENSEN, Jo	Libertarian Party	1,864,785
HAWKINS, Howie	Green Party	396,524
other	other	227,351
RIVA, Gloria La	Socialism and Liberation	82,002
FUENTE, Rocky De La	other	78,541
WES	other	66,776
PIERCE, Brock	other	48,137
BLANKENSHIP, Don	Constitution Party	39,955
OTH	other	26,910

Continued on next page

2020 Presidential

Party	Party_b	Votes
BLANKENSHIP, Don	other	18,792
CARROLL, Brian	American Solidarity	18,448
NON	other	14,079
DEL	other	8,951
SEG	other	5,884
KEN	other	5,706
HUN	other	4,988
COL	other	4,129
SIMMONS, Jade	Becoming One Nation	3,690
HAWKINS, Howie	other	3,688
HAM	other	3,255
JAN	Green Party	2,673
MCH	other	2,229
TIT	Constitution Party	1,806
GAM	other	1,475
MYE	other	1,372
SAN	other	619
KIN	other	546
CHA	other	52
WEL	other	25
BOD	other	5

2016 Presidential

Party	Party_b	Votes
CLINTON, Hillary	Democratic Party	65,851,072
TRUMP, Donald	Republican Party	62,984,393
JOHNSON, Gary	Libertarian Party	4,489,185
STEIN, Jill	Green Party	1,403,495
other	other	687,583

Continued on next page

2016 Presidential

Party	Party_b	Votes
MCMULLIN, Evan	other	509,923
TH	other	154,537
CASTLE, Darrell	Constitution Party	141,001
RIVA, Gloria La	Socialism and Liberation	72,773
OTH	other	46,713
NON	other	28,863
STEIN, Jill	other	26,009
DUN	other	24,235
SAN	other	18,218
FUENTE, Rocky De La	other	15,804
VAC	other	13,537
KEN	other	11,012
DEL	other	10,538
CASTLE, Darrell	other	9,671
SMI	other	7,276
KAH	other	5,637
HED	other	5,424
SKE	other	3,246
ROC	other	3,027
COP	Constitution Party	2,356
MOO	other	1,749
RIV	other	323

2012 Presidential

Party	Party_b	Votes
OBAMA, Barack	Democratic Party	62,295,215
ROMNEY, Mitt	Republican Party	57,670,027
JOHNSON, Gary	Libertarian Party	639,542
STEIN, Jill	Green Party	220,287

Continued on next page

2012 Presidential

Party	Party_b	Votes
other	—	204,025
Independent	—	76,470
GOODE, Virgil	Constitution Party	38,168

2008 Presidential

Party	Party_b	Votes
OBAMA, Barack	Democratic Party	69,235,549
MCCAIN, John	Republican Party	59,779,179

106.6 Electoral Geography

0

Electoral Units in 2024 | Geometry Type: Actual | Spatial Units: 142,383 (Years also geocoded at this level: 2008, 2012, 2016, 2020)

107 Uruguay

107.1 Notes

- Results duplicated for ”Presidential” and ”Legislative” due to double simultaneous voting.
- Owing to double simultaneous voting, party refers to the party, and party_b to the presidential candidate.
- Smallest physical unit: Polling Station

107.2 Data Source(s)

- Corte Electoral

107.3 Elections Summary

Elections Summary

Year	Election Type	Data Units	Spatial Units	% Geocoded
2024	Legislative (lower house)	7358	2202	99.3%
2019	Legislative (lower house)	7248	2134	99.0%
2014	Legislative (lower house)	7044	2068	98.9%

107.4 Sample Electoral Units

Sample Electoral Units

Year	Type	NAME1	NAME1_b	NAME2	NAME3	NAME3_b	Lat.	Lon.
2024	Legislative (LH)	Durazno	DU	Durazno	28	Escuela Nº 1- Eusebio Piriz 780 Esq. Rivera	-33.379	-56.521
2024	Legislative (LH)	Montevideo	MO	Montevideo	717	Liceo Nº 10- Mataojo 1862 Esq. Av. Italia	-34.888	-56.121
2024	Legislative (LH)	Montevideo	MO	Montevideo	1149	Saint Patrick's College - Primaria- Cno. Gigantes 2735 Esq. Cno. Carrasco	-34.869	-56.068
2024	Legislative (LH)	Lavalleja	LA	Minas	71	Intendencia - J.batlle Y Ordoñez 546	-34.376	-55.234
2024	Legislative (LH)	Tacuarembó	TA	Bº Etcheverry	147	Escuela Nº 124- Juan Artigas Y Hernandarias	-31.692	-55.966
2019	Legislative (LH)	Lavalleja	LA	Minas	79	Jardín Nº 109 - Rodó 744	-34.375	-55.233
2019	Legislative (LH)	Montevideo	MO	Montevideo	668	Escuela Nº 20 "Felipe Sanguinetti" (Tiempo Completo) - Av 8 De Octubre 3545 Esq. Felipe Sanguinetti	-34.878	-56.146
2019	Legislative (LH)	Montevideo	MO	Montevideo	2576	Escuela Nº 62 "Suiza" - Nº 275 - Av Millán 4429 Esq. Las Violetas	-34.843	-56.207

Continued on next page

Sample Electoral Units

Year	Type	NAME1	NAME1_b	NAME2	NAME3	NAME3_b	Lat.	Lon.
2019	Legislative (LH)	Montevideo	MO	Montevideo	405	Escuela Nº 39 ″Grecia″ - Escuela Nº 273 ″Esc. Dardo Ortíz″ - José Ellauri 603 Esq. 21 De Setiembre	-34.920	-56.157
2019	Legislative (LH)	Montevideo	MO	Montevideo	712	Antel Arena - Puerta Oeste - Av José Pedro Varela S/N Esq. Av Dámaso Antonio Larrañaga	-34.863	-56.152
2014	Legislative (LH)	Montevideo	MO	Montevideo	590	Club Social Y Deportivo Tito Frioni - Anzani 1910 Esq. Neyra	-34.890	-56.138
2014	Legislative (LH)	Montevideo	MO	Montevideo	301	Instituto De Formación En Educación Social - Av 18 De Julio 2128 Esq. Juan Paullier	-34.899	-56.169
2014	Legislative (LH)	Canelones	CA	Santa Lucía	79	Escuela N°140, Miranda Entre Mitre Y 18 De Julio	-34.454	-56.388
2014	Legislative (LH)	Salto	SA	Rincón De Valentín	263	R. De Valentín - Escuela Nº23	-31.359	-57.146
2014	Legislative (LH)	Montevideo	MO	Montevideo	908	Colegio Y Liceo Santa Rita - Toronto 1597 Esq. Av Gral Rivera	-34.906	-56.185

107.5 Aggregate Election Results

2024 Legislative (lower house)

Party	Party_b	Votes
Broad Front	ORSI, Yamandú	2,284,659
National Party	DELGADO, Álvaro	1,774,963
Colorado Party	OJEDA, Andrés	392,592
Sovereign Identity	SALLE, Gustavo	65,796
Open Cabildo	RÍOS, Guido Manini	60,549
Independent Party	MIERES, Pablo	41,618
Environmental Constitutional Party	LUST, Eduardo	11,865
Popular Assembly	MARTÍNEZ, Gonzalo	10,102
Intransigent Radical Ecologist Party	VEGA, César	9,281
For Necessary Changes	FRANCHI, Guillermo	3,183
Republican Advance Party	BANCHERO, Martín Pérez	1,909

2019 Legislative (lower house)

Party	Party_b	Votes
Broad Front	MARTÍNEZ, Daniel	2,102,579
National Party	POU, Luis Alberto Lacalle	1,889,084
Colorado Party	TALVI, Ernesto	300,712
Open Cabildo	RÍOS, Guido Manini	269,002
Intransigent Radical Ecologist Party	VEGA, César	33,474
Partido de la Gente	NOVICK, Edgardo	26,325
Independent Party	MIERES, Pablo	23,587
Popular Unity	ABELLA, Gonzalo	19,733
Green Animalist Party	SALLE, Gustavo	19,397
Digital Party	GOLDMAN, Daniel	6,365
Workers' Party	FERNÁNDEZ, Rafael	1,388

2014 Legislative (lower house)

Party	Party_b	Votes
Broad Front	VÁZQUEZ, Tabare	2,375,755
National Party	POU, Luis Alberto Lacalle	1,688,342
Colorado Party	BORDABERRY, Pedro	305,699
Independent Party	MIERES, Pablo	73,379
Popular Unity	ABELLA, Gonzalo	26,869
Intransigent Radical Ecologist Party	VEGA, César	17,835
Workers' Party	FERNÁNDEZ, Rafael	3,218

107.6 Electoral Geography

0

Electoral Units in 2024 | Geometry Type: Thiessen | Spatial Units: 2,203 (Years also geocoded at this level: 2014, 2019)

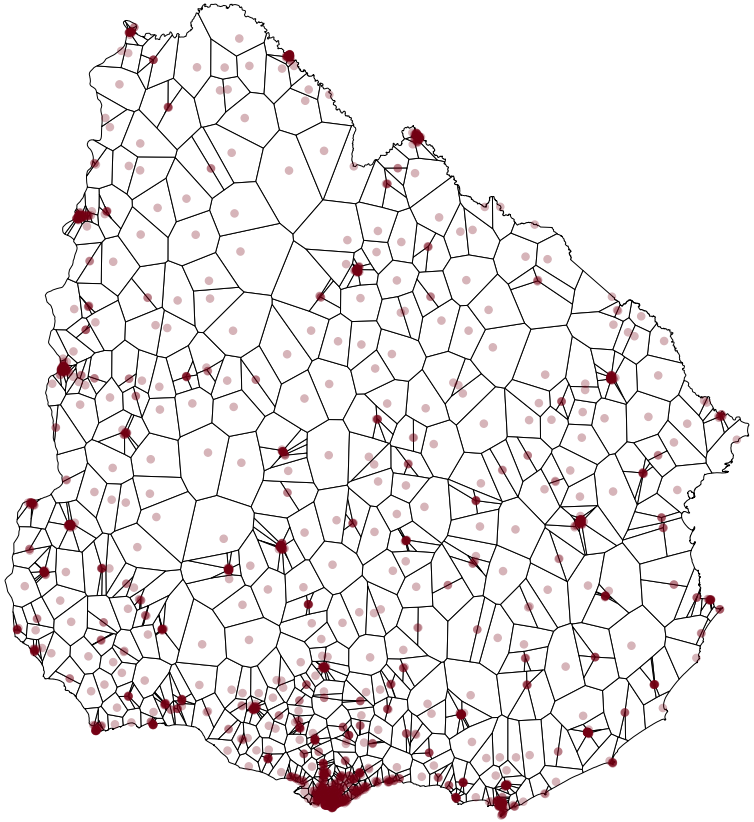

108 Vanuatu

108.1 Notes

- Island districts composed of multiple smaller islands are manually stitched together using USGS data; some constituent islands are missing.
- Smallest physical unit: Parliamentary Constituency

108.2 Data Source(s)

- Vanuatu Electoral Office

108.3 Elections Summary

Elections Summary

Year	Election Type	Data Units	Spatial Units	% Geocoded
2020	Unicameral	18	18	100.0%
2016	Unicameral	18	18	100.0%
2012	Unicameral	17	17	100.0%
2004	Unicameral	17	17	100.0%
2002	Unicameral	17	17	100.0%

108.4 Sample Electoral Units

Sample Electoral Units

Year	Type	NAME1	Lat.	Lon.
2020	Unicameral	Malekula	-16.266	167.479
2020	Unicameral	Tongoa	-16.891	168.565
2020	Unicameral	Tanna	-19.497	169.348
2020	Unicameral	Shepherds	-16.901	168.560
2020	Unicameral	Banks	-13.798	167.453
2016	Unicameral	Ambae	-15.384	167.834
2016	Unicameral	Luganville	-15.510	167.183
2016	Unicameral	Maewo	-15.152	168.120
2016	Unicameral	Malekula	-16.266	167.479
2016	Unicameral	Efate	-17.677	168.390
2012	Unicameral	Efate	-17.677	168.390
2012	Unicameral	Pentecost	-15.759	168.193
2012	Unicameral	Tongoa	-16.891	168.565
2012	Unicameral	Southern Outer Islands	-19.193	169.290
2012	Unicameral	Malo-Aore	-15.657	167.176
2004	Unicameral	Pentecost	-15.759	168.193
2004	Unicameral	Paama	-16.490	168.285
2004	Unicameral	Erromango, Aniwa, Futuna, Aneitymn	-20.151	169.846
2004	Unicameral	Ambrym	-16.258	168.123
2004	Unicameral	Tongoa	-16.891	168.565
2002	Unicameral	Port Vila	-17.726	168.315
2002	Unicameral	Erromango, Aniwa, Futuna, Aneitymn	-20.151	169.846
2002	Unicameral	Tongoa	-16.891	168.565
2002	Unicameral	Tanna	-19.497	169.348
2002	Unicameral	Efate	-17.677	168.390

108.5 Aggregate Election Results

2020 Unicameral

Party	Party_b	Votes
others	Others	55,709
Independent	Independent	22,827
Reunification Movement for Change	RMC	14,176
Leaders Party of Vanuatu	LPV	13,063
Vanua'aku Pati	VP	11,632
Land and Justice Party	LJP	10,196
Union of Moderate Parties	UMP	6,575
National United Party	NUP	4,953
Iauko Group	IG	1,807
Rural Development Party	RDP	1,735

2016 Unicameral

Party	Party_b	Votes
Independent	Independent	74,696
Vanua'aku Pati	VP	6,330
Union of Moderate Parties	UMP	5,901
Land and Justice Party	GMJP	4,705
Iauko Group	IG	3,327
National United Party	NUP	3,288
Reunification Movement for Change	RMC	2,578
Nagriamel	NagP	2,530
Vanuatu National Development Party	VNDP	1,746
Leaders Party of Vanuatu	LPV	1,471
Vanuatu Labour Party	VLP	1,390
VGC	VGC	1,380
Vanuatu Presidential Party	VPP	1,098

Continued on next page

2016 Unicameral

Party	Party_b	Votes
People's Progressive Party	PPP	1,065
Melanesian Progressive Party	MPP	840
People's Services Party	PSP	718

2012 Unicameral

Party	Party_b	Votes
Independent	Independent	17,751
Union of Moderate Parties	UMP	14,675
Vanua'aku Pati	VP	13,387
People's Progressive Party	PPP	9,642
National United Party	NUP	7,456
Land and Justice Party	GJP	7,241
Reunification Movement for Change	RMC	6,921
Nagriamel	Nagriamel	5,092
Iauko Group	IG	4,425
Green Confederation	GC	4,219
Vanuatu Republican Party	VRP	3,627
Melanesian Progressive Party	MPP	3,379
Vanuatu Liberal Democratic Party	VLDP	2,982
Vanuatu Presidential Party	VPP	2,888
Vanuatu Democratic Party	VDP	2,110
Vanuatu National Party	VNP	1,955
Natatok Indigenous People's Democratic Party	NIPDP	1,915
National Community Association	NCA	1,878
Vanuatu Labour Party	VLabP	1,152
Friend Melanesian Party	FMP	1,069
People's Services Party	PSP	932
Union Liberation Front	ULF	758

Continued on next page

2012 Unicameral

Party	Party_b	Votes
Vanuatu Progressive Republican Party	VPRP	671
People's Action Party	PAP	653
Vanuatu Progressive Development Party	VPDP	634
Vemarana 15 Islands Culture	V15IC	561
Vanuatu Reform Democratic Party	VRDP	525
Movement Blong ol Chief	MBC	450
Tanna United Front	TUF	387
Independent Movement	IM	252
Vanuatu Liberal Party	VLP	186
Family First Vanuatu Party	FFVP	144
Kristian Democratic Party	KDP	97
Universal Ethnic System	UES	87
Vanuatu Freedom Party	VFP	27
Vanuatu Democratic and Liberal Party for Change	VDLPC	20

2004 Unicameral

Party	Party_b	Votes
Independent	Independent	31,778
Union of Moderate Parties	UMP	13,852
Vanua'aku Pati	VP	12,619
National United Party	NUP	9,418
Green Confederation	GC	6,893
Melanesian Progressive Party	MPP	4,960
Vanuatu Republican Party	VRP	4,695
People's Progressive Party	PPP	4,362
Vanua K Group	VKG	1,768
Friend Melanesian Party	FMP	1,101
John Frum Movement	JF	230

2002 Unicameral

Party	Party_b	Votes
Independent	Independent	23,405
Vanua'aku Pati	VP	13,509
Union of Moderate Parties	UMP	11,989
National United Party	NUP	10,773
Melanesian Progressive Party	MPP	6,274
Vanuatu Republican Party	VRP	5,354
People's Progressive Party	PPP	4,028
Green Confederation	GC	3,701

108.6 Electoral Geography

0

Electoral Units in 2020 | Geometry Type: Manual | Spatial Units: 18 (Years also geocoded at this level: 2002, 2004, 2012, 2016)

109 Venezuela

109.1 Notes

- Smallest physical unit: Polling Station

109.2 Data Source(s)

- Consejo Nacional Electoral

109.3 Elections Summary

Elections Summary

Year	Election Type	Data Units	Spatial Units	% Geocoded
2013	Presidential	39256	2414	99.1%

109.4 Sample Electoral Units

Sample Electoral Units

Year	Type	NAME1	NAME2	NAME3	NAME4	NAME5	Lat.	Lon.
2013	Presidential	Vargas	Vargas	Carayaca	Escuela Basica Estadal Concentrada Natividad Caraballo	1	10.533	-67.119

Continued on next page

Sample Electoral Units

Year	Type	NAME1	NAME2	NAME3	NAME4	NAME5	Lat.	Lon.
2013	Presidential	Anzoategui	Guanipa	San Jose De Guanipa	Grupo Escolar Rafael Medina Garcia	7	8.894	-64.162
2013	Presidential	Capital	Blvno Libertador	El Junquito	Colegio Fe Y Alegría Sagrada Familia	2	10.484	-66.987
2013	Presidential	Portuguesa	Sucre	Biscucuy	Pre Escolar Las Montañitas	1	9.362	-69.984
2013	Presidential	Sucre	Sucre	Valentin Valiente	Unidad Educativa Creacion Caiguire	4	10.419	-64.144

109.5 Aggregate Election Results

2013 Presidential

Party	Party_b	Party_c	Votes
MADURO, Nicolas	Great Patriotic Pole	Gran Polo Patriótico	7,587,579
RADONSKI, Henrique Capriles	Democratic Unity Roundtable	Mesa de la Unidad Democrática	7,363,980
MENDEZ, Eusebio	New Vision For My Country	Nueva Visión para mi País	19,498
BOLIVAR, Maria	United Democratic Party for Peace and Freedom	Partido Democrático Unidos por la Paz y la Libertad	13,309
SEQUERA, Reina	Workers' Party	Poder Laboral	4,241
TABARQUINO, Fredy	unknown	unknown	4,046
MORA, Julio	Democratic Unity Party	Unidad Democrática	1,936

109.6 Electoral Geography

0

Electoral Units in 2013 | Geometry Type: Thiessen | Spatial Units: 2,423

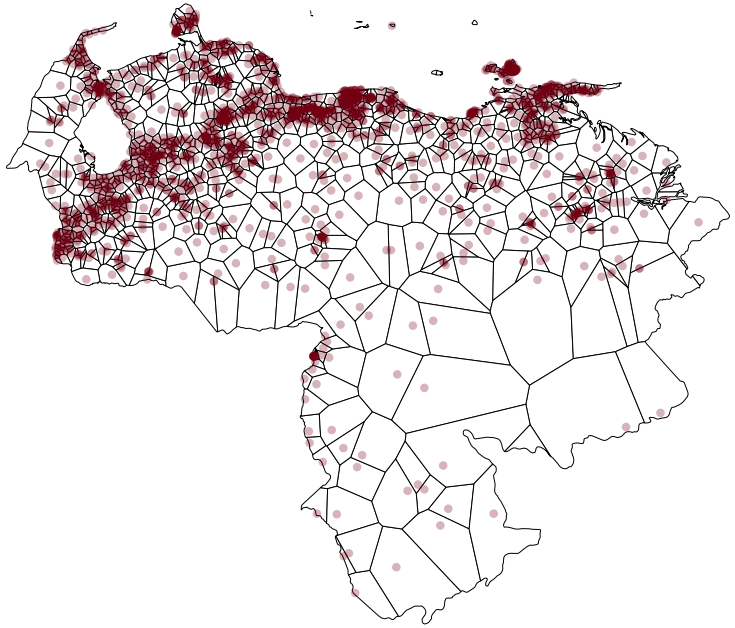

110 Zambia

110.1 Notes

- Smallest physical unit: Parliamentary Constituency

110.2 Data Source(s)

- Electoral Commission of Zambia

110.3 Elections Summary

Elections Summary

Year	Election Type	Data Units	Spatial Units	% Geocoded
2021	Presidential	155	155	100.0%

110.4 Sample Electoral Units

Sample Electoral Units

Year	Type	NAME1	NAME2	Lat.	Lon.
2021	Presidential	Central Province	Chitambo	-14.832	28.060
2021	Presidential	Eastern Province	Lundazi	-12.489	32.759
2021	Presidential	Southern Province	Dundumwezi	-16.742	26.212
2021	Presidential	Southern Province	Magoye	-15.909	27.684

Continued on next page

Sample Electoral Units

Year	Type	NAME1	NAME2	Lat.	Lon.
2021	Presidential	Southern Province	Pemba	-16.738	27.400

110.5 Aggregate Election Results

2021 Presidential

Party	Party_b	Votes
HICHILEMA, Hakainde	United Party for National Development	2,810,757
LUNGU, Edgar	Patriotic Front	1,814,201
KALABA, Harry	Democratic Party	24,879
BANDA, Andyford	People's Alliance For Change	19,804
M'MEMBE, Fred	Socialist Party	16,379
HAMUDUDU, Highvie	Party of National Unity and Progress	10,388
KATEKA, Chishala	New Heritage Party	8,063
CHANDA, Charles	United Prosperous and Peaceful Zambia	6,520
CHISELA, Lazarus	Zambians United For Sustainable Development	5,229
MUMBA, Nevers	Movement for Multi-Party Democracy	4,809
TONGA, Enock	3rd Liberation Movement	3,088
MWAMBA, Trevor	United National Independence Party	2,992
TEMBO, Sean Enock	Patriots For Economic Progress	1,798
NYIRENDA, Stephen	National Restoration Party	1,766
MWENDA, Kasonde	Economic Freedom Fighters	1,331
SILUMBE, Richard	Leadership Movement	1,283

110.6 Electoral Geography

0
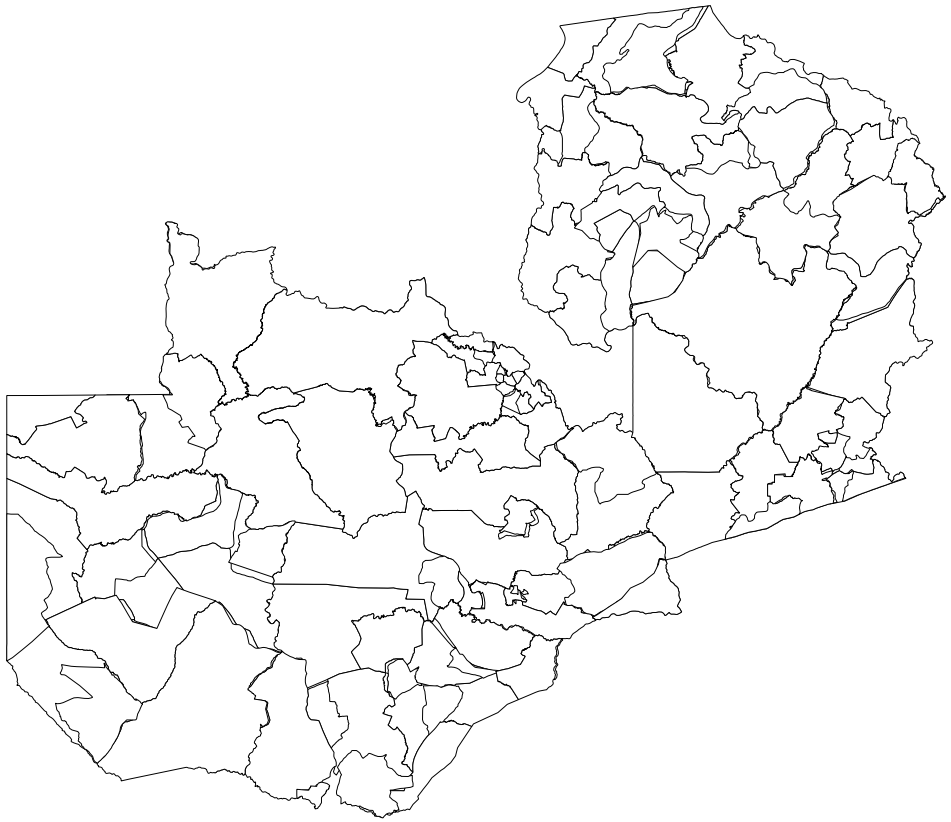
Electoral Units in 2021 | Geometry Type: Actual | Spatial Units: 155