

KCSMOOTH™

Heat Activated Smoothing System


KCSMOOTH is a 2-step Heat Activated System powered by a proprietary blend of Signature Keratin, antioxidants and amino acids to deliver stronger, smoother and healthier hair for up to 3 months.

Why We ♥ it

- Delivers maximum manageability in less time
- Same-day style with zero downtime
- Cumulative results
- Tames frizz and restores shine
- Makes blow-drying faster and easier while providing heat protection
- Quick service that takes 2 hours or less
- Results last up to 3 months
- Clients go home with KCSMOOTH Restorative Leave-In Lotion to maintain longevity and effectiveness of the treatment



Scan to watch the
KC difference!



REVENUE
POTENTIAL \$
(4 OZ.)

4
applications
x \$275
service price
= \$1,100

Maximum manageability treatment
that lasts up to 3 months.



Get social with us and share your before and after transformations
#KERATINCOMPLEX #KCSMOOTH

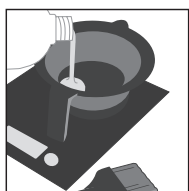


Client Consultation ▶ A proper client consultation sets you and your client up for success.

1. Assess hair:
 - Texture, porosity and condition
 - Chemical-processing history
 - Client's lifestyle and medical history
2. Assess the client's post-treatment expectations.
3. Review post-treatment and at-home maintenance.
4. Quote price based on hair's length, texture and condition.
5. Perform a patch test.

Instructions

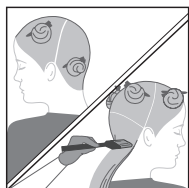
Step 1 of 2 Treatment Application



Start with clean, dry hair. *If hair is not clean, cleanse the hair with a moisturizing shampoo and conditioner. Blow-dry the hair 100% and proceed with step one.*

1. Shake, measure and pour treatment into a bowl.

1 oz. per application based on texture, porosity and condition of hair.

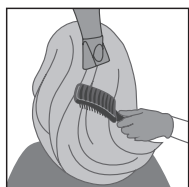


2. Gloves should be worn. Divide the hair into four sections. Starting at the nape of the neck, part hair into 1-inch (2.5 cm) subsections. Apply treatment evenly, beginning ¼-inch (.6 cm) from the scalp through to the ends.

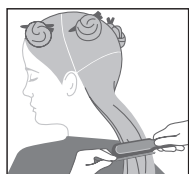


3. Continue combing to ensure even distribution, avoiding oversaturation.

4. Cover with a plastic cap. Allow treatment to saturate for 30 minutes.



5. Divide the hair into four sections. Using a vent brush, blow-dry hair one section at a time until 100% dry.



6. Divide the hair into four sections. Flat iron ½ to 1-inch (1.25 to 2.5 cm) subsections, following the flat iron guide. Allow hair to cool.



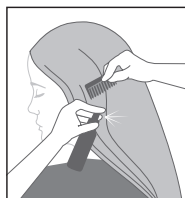
7. Rinse hair for 2-3 minutes using medium-cool water until treatment is completely rinsed. Do not shampoo.

Step 2 of 2 Treatment Spray



1. Gently towel-dry hair.

2. Shake KCSMOOTH Restorative Leave-In Lotion well. Spray generously throughout the hair and comb through for even distribution. Style as desired.



3. Provide client with the same bottle of KCSMOOTH Restorative Leave-In Lotion used during the service as a necessary part of their at-home regimen.

FLAT IRON GUIDE

FINE TO MEDIUM HAIR

TEMPERATURE RANGE
380°- 400°F (193°- 204°C)

NUMBER OF PASSES
7 - 12 times from base to ends

COARSE, VIRGIN AND RESISTANT HAIR

TEMPERATURE RANGE
400°- 450°F (204°- 232°C)

NUMBER OF PASSES
10 - 12 times from base to ends

IMPORTANT: If the client has fine, fragile, white, gray and/or chemically processed hair, flat iron hair at 350° F (177° C) using four to six passes and increase the temperature and number of passes only if necessary.

Some clients who use at-home color, direct pigments, who have changed their hair color or have colored their hair may experience a shift in color. We recommend color on the same day after the Restorative Leave-In Lotion step of treatment. Some clients may notice a faint odor after the first few post-treatment shampoos before the hair is fully dry. Using KCSMOOTH Restorative Leave-In Lotion helps minimize the chance of this occurring.

Aftercare

Same-day wash. The client should use KCSMOOTH Restorative Leave-In Lotion after every shampoo to ensure longevity and effectiveness of the treatment, along with regular use of any Keratin Complex shampoos, conditioners, and styling products.

