

SAN JOSE STATE UNIVERSITY					
BALL	STRIKE		OUT		
INNING		R	H	E	
VISITOR					
<i>Spartans</i>					



# 2013 SOFTBALL

SENIOR CLASS  
 VANESSA HOUSE, AMANDA PRIDMORE, BRANDEE GARCIA, MARKESHA COLLINS, CHERYL FREITAS



# SAN JOSÉ STATE



President  
Mohammed Qayoumi

Annually ranked among the top-ten masters-level public universities in the West by U.S. News & World Report's survey of "America's Best Colleges".





# TE UNIVERSITY



Athletics Director  
Gene Bleymaier

San Jose State is the number one supplier of education, engineering, computer science, and business graduates to Silicon Valley, the world's high-tech capital.

More than 130 bachelor's and master's degree programs.





## QUICK FACTS

Location .....	San Jose, Calif.
Enrollment .....	26,796
Founded .....	1857
Affiliation .....	NCAA Division I
Conference .....	Western Athletic
Nickname .....	Spartans
Colors.....	Gold, White & Blue
President .....	Dr. Mohammad Qayoumi
NCAA Faculty Representative .....	Bill Campsey
Director of Athletics .....	Gene Bleymaier
Assoc. Athletics Director/SWA.....	Liz Jarnigan

### Coaching Staff

Head Coach .....	Peter Turner
.....	Sacramento State, '89 (7th year)
Career Record .....	149-188, 6 seasons
Record at SJSU .....	149-188, 6 seasons
Assistant Coach .....	Christen Hardee
.....	Humboldt State, '04 (4th year)
Assistant Coach.....	Chase Turner
.....	Sacramento State, '09 (4th year)
Office Phone .....	(408) 924-1718
Office Fax.....	(408) 924-1291

### Team Information

2012 Overall Record .....	28-28
2012 WAC Record/Finish .....	9-10/4th
2012 Postseason .....	WAC Tournament (1-2)
Starters (Returning/Lost).....	7/3
Letterwinners (Returning/Lost) .....	10/10
Newcomers .....	9

### Athletic Communications

Athletics Media Relations Graduate Assistant/SB Contact ..Jen Heisel	
E-Mail .....	jen.heisel@sjsu.edu
Office Phone.....	(408) 924-1211
Cell Phone .....	(862) 432-5499
Office Fax.....	(408) 924-1291
Athletics Department Phone .....	(408) 924-1200
Website .....	www.sjsuspartans.com

### Facilities

Home Field (Capacity) .....	SJSU Field (500)
-----------------------------	------------------

## TABLE OF CONTENTS

San Jose State University .....	2-3
2013 Schedule .....	5
2013 Roster .....	6
Coaching Staff .....	8-13
2013 Spartans .....	14-58
2012 In Review .....	59-64
Record Book .....	65
All-Time Roster .....	67-68
Spartan Honors .....	69-71
Individual and Team Records .....	72-74
Single-Season Leaders .....	75-80
Career Leaders .....	81-86
Year-By-Year Records .....	87
All-Time Series Records .....	88
Year-By-Year Records .....	89-101

*CREDITS: THE 2013 SAN JOSÉ STATE SOFTBALL MEDIA GUIDE IS A PRODUCT OF THE SAN JOSÉ STATE SPORTS INFORMATION OFFICE. WRITING, LAYOUT AND EDITING BY JEN HEISEL. PORTRAITS AND CANDIDS: TERRELL LLOYD. PHOTOS: RON FRIED, TERRELL LLOYD. SAN JOSÉ STATE UNIVERSITY DOES NOT DISCRIMINATE ON THE BASIS OF RACE, COLOR, RELIGION, NATIONAL ORIGIN, SEX, SEXUAL ORIENTATION, MARITAL STATUS, PREGNANCY, AGE DISABILITY, DISABLED VETERANS OR VIETNAM STATUS. THIS POLICY APPLIES TO ALL SJSU STUDENTS, FACULTY AND STAFF PROGRAMS AND ACTIVITIES. QUESTIONS REGARDING THIS POLICY SHOULD BE DIRECTED TO THE DIRECTOR OF THE OFFICE OF EQUAL EMPLOYMENT OPPORTUNITY/ AFFIRMATIVE ACTION, SJSU, SAN JOSE, CA 95192, (408) 924-1115.*




# 2013 SCHEDULE

<i>Kajikawa Classic</i>		<i>Tempe, Ariz.</i>	Mar. 22	UTAH STATE*	SJSU FIELD	3:00 p.m.	
Feb. 7	vs. Portland State	4:00 p.m.	Mar. 23	UTAH STATE*	SJSU FIELD	12:00 p.m.	
Feb. 8	vs. Cal State Northridge	10:30 a.m.	Mar. 23	UTAH STATE*	SJSU FIELD	2:00 p.m.	
	vs. New Mexico	1:00 p.m.	Mar. 27	Sacramento State	Sacramento, Calif.	2:30 p.m.	
Feb. 9	vs. Oregon	3:00 p.m.	Mar. 28	SACRAMENTO STATE	SJSU FIELD	1:00 p.m.	
Feb. 10	vs. Cal Poly	9:30 a.m.	Mar. 29	UTSA*	San Antonio, Texas	4:00 p.m.	
	vs. Oregon State	12:00 p.m.	Mar. 30	UTSA*	San Antonio, Texas	2:00 p.m.	
			Mar. 30	UTSA*	San Antonio, Texas	4:00 p.m.	
<i>Louisville Slugger Desert Classic</i>		<i>Las Vegas, Nev.</i>	Apr. 3	SANTA CLARA	SJSU FIELD	3:00 p.m.	
Feb. 14	vs. UNLV	6:45 p.m.	Apr. 5	SEATTLE*	SJSU FIELD	3:00 p.m.	
Feb. 15	vs. Hawai'i	1:30 p.m.	Apr. 6	SEATTLE*	SJSU FIELD	12:00 p.m.	
Feb. 15	vs. Utah Valley	3:45 p.m.	Apr. 6	SEATTLE*	SJSU FIELD	2:00 p.m.	
Feb. 16	vs. UCLA	9:00 a.m.	Apr. 10	Stanford	Stanford, Calif.	6:00 p.m.	
	vs. California	1:30 p.m.	Apr. 12	LA Tech*	Ruston, La.	4:00 p.m.	
Feb. 17	vs. Idaho State	1:30 p.m.	Apr. 13	LA Tech*	Ruston, La.	11:00 a.m.	
			Apr. 13	LA Tech*	Ruston, La.	1:00 p.m.	
<i>Santa Clara Tournament</i>		<i>San Jose, Calif.</i>	Apr. 19	UT ARLINGTON*	SJSU FIELD	3:00 p.m.	
Feb. 22	vs. Fresno State	9:00 a.m.	Apr. 20	UT ARLINGTON*	SJSU FIELD	12:00 p.m.	
	vs. Cal State Northridge	11:15 p.m.	Apr. 20	UT ARLINGTON*	SJSU FIELD	2:00 p.m.	
Feb. 23	vs. Saint Mary's	9:30 a.m.	Apr. 26	Texas State*	San Marcos, Texas	4:00 p.m.	
	vs. Idaho State	12:15 p.m.	Apr. 27	Texas State*	San Marcos, Texas	1:00 p.m.	
			Apr. 27	Texas State*	San Marcos, Texas	3:00 p.m.	
Feb. 24	ST. JOHN'S	SJSU FIELD	11:00 a.m.	May 3	N.M. STATE*	SJSU FIELD	3:00 p.m.
Feb. 24	ST. JOHN'S	SJSU FIELD	1:00 p.m.	May 4	N.M. STATE*	SJSU FIELD	12:00 p.m.
			May 4	N.M. STATE*	SJSU FIELD	2:00 p.m.	
<i>Libby Matson Tournament</i>		<i>Stockton, Calif.</i>	May 8-11	WAC Tournament	Ruston, La.	TBA	
Mar. 1	vs. Nevada	10:00 a.m.					
	vs. Southern Utah	12:15 p.m.					
Mar. 2	vs. Pacific	12:15 p.m.					
	TBA	2:30 p.m./4:45 p.m.					
Mar. 3	TBA	10:00 a.m./12:15 p.m.					
<i>San Diego Classic II</i>		<i>San Diego, Calif.</i>					
Mar. 14	at San Diego State	6:00 p.m.					
Mar. 15	vs. Massachusetts	2:00 p.m.					
	vs. Harvard	7:00 p.m.					
Mar. 16	vs. Marist	2:00 p.m.					
	vs. Fairfield	7:00 p.m.					
Mar. 17	vs. Long Beach State	11:30 a.m.					



# ROSTER

<u>NO</u>	<u>PLAYER</u>	<u>POS</u>	<u>B/T</u>	<u>HT</u>	<u>YR</u>	<u>EXP</u>	<u>HOMETOWN/LAST SCHOOL</u>
1	Amanda Pridmore	P	R/R	5-7	SR	3V	Modesto, Calif./Modesto HS
2	Dorothy Morentin	C	L/R	5-4	SR	SO	Van Nuys, Calif./Birmingham HS
3	Kaylie Garcia	INF	R/R	5-7	FR	HS	Colton, Calif./Colton HS
4	Kaitlin Shreves	INF/OF	L/L	5-4	FR	HS	Quartz Hill, Calif./Quartz HS
5	Sharon-Renae Estrada	INF	R/R	5-4	SO	SO	San Bernardino, Calif./Cajon HS
6	Berlyn Rippentrop	P	R/R	5-10	RS-FR	SO	Sunnyvale, Calif./Archbishop Mitty HS
7	BranDee Garcia	INF	R/R	5-9	SR	3V	Visalia, Calif./Mt. Whitney HS
9	Nicole Schultz	UT	R/R	5-3	SO	1V	Las Vegas, Nev./Durango HS
11	Allison Lang	P/INF	R/R	5-11	SO	1V	Fountain Valley, Calif./Fountain Valley HS
12	Jessica Garcia	C/INF	R/R	5-4	JR	2V	Redlands, Calif./Redlands HS
14	Kailene Begonia	INF	R/R	5-1	FR	HS	Modesto, Calif./Grace Davis HS
15	Annica Wolfe	INF	R/R	5-8	JR	2V	Oxnard, Calif./Rio Mesa HS
16	Sydney Halleen	INF	R/L	5-6	FR	HS	Torrance, Calif./North HS
17	Briana Pontecorvo	INF	R/R	5-3	FR	HS	Hanford, Calif./Hanford West HS
19	Vanessa House	OF	S/R	5-7	SR	1V	Palmdale, Calif./Yavapai College
20	Jessie Hufstetler	INF/OF	R/L	5-5	FR	HS	Atascadero, Calif./Atascadero HS
21	Michelle Cox	OF	L/L	5-6	SO	1V	Sydney, NSW, Australia/Roseville College
22	Devin Caldwell	INF	R/R	5-3	JR	TR	Napa, Calif./Sacramento State
23	Jordan Saucedo	P	R/R	5-9	SO	SO	Ontario, Calif./Colony HS
24	Marissa Toy	INF	R/R	5-2	RS-FR	SO	Riverbank, Calif./Oakdale HS
26	Alyssa Martinez	INF	R/R	5-3	FR	HS	Wasco, Calif./Wasco Union HS
29	Cheryl Freitas	INF	R/R	5-7	SR	3V	Stockton, Calif./St. Mary's HS
33	Taylor Purdy	INF	R/R	5-7	FR	HS	Barstow, Calif./Barstow HS
38	Madison Fish	P/OF	R/R	5-7	SO	SO	Sacramento, Calif./Cosumnes Oaks HS
42	Casey Watt	INF/OF	R/R	5-2	FR	HS	Salinas, Calif./Salinas HS
44	Markesha Collins	OF	L/R	5-5	SR	3V	Citrus Heights, Calif./San Juan HS



2013 SAN JOSE STATE SOFTBALL



# ROSTER INFORMATION

## Letterwinners Returning/Lost

10/10

## Starting Position Players Returning/Lost

8/0

## Total Pitchers Returning/Lost

4/1

## Newcomers

12

### Letterwinners Returning (10)

Markesha Collins (OF), Michelle Cox (OF),  
Cheryl Freitas (INF), BranDee Garcia (INF),  
Jessica Garcia (C/INF), Vanessa House (OF),  
Allison Lang (RHP/INF), Amanda Pridmore (RHP),  
Nicole Schultz (UT), Annica Wolfe (INF)

### Letterwinners Lost (10)

Jennifer Ames (RHP), Sadie Coenen (INF/OF),  
Janessa Gutierrez (RHP), Britney Helm (OF),  
Breanna Lopez (C), Amanda Schatz (C),  
Lauren Shanks (OF), Alex Stange (INF),  
Jacqueline Zepeda (INF), Stephanie Ziemann (OF)

### Other Returners (4)

Sharon-Renae Estrada (INF), Madison Fish (RHP/OF)  
Dorothy Morentin (C), Jordan Saucedo (RHP)

### Newcomers (12)

Kailene Begonia (INF), Devin Caldwell (INF),  
Kaylie Garcia (INF), Sydney Halleen (INF),  
Jessie Hufstetler (INF/OF), Alyssa Martinez (INF),  
Briana Pontecorvo (INF), Taylor Purdy (INF),  
Berlyn Rippentrop (RHP), Kaitlin Shreves (INF/OF),  
Marissa Toy (INF), Casey Watt (INF/OF)

### Class Breakdown

Freshmen (11), Sophomores (6), Juniors (3), Seniors (6)

### State Breakdown

California (24), Nevada (1)

### Country Breakdown

U.S.A. (25), Australia (1)

### Pronunciation Guide

**Kailene** Begonia: KAY-lean

**Markesha** Collins: Mar-KEE-sha Collins

**Cheryl Freitas**: Cheryl FRAY-tus

**Sydney Halleen**: Hal-LEAN

**Jessie Hufstetler**: Jessie HUFF-stet-ler

**Dorothy Morentin**: Dorothy MORE-in-tin

**Briana Pontecorvo**: PAWN-tah-core-voh

**Jordan Saucedo**: Jordan SOW-say-duh

**Annica Wolfe**: ON-ick-uh Wolfe



# COACHING STAFF

VISITOR  
*Spartans*

HEAD COACH



ATHLETIC TRAINER SHAWNA BRYANT

ASSISTANT COACH CHRISTEN HARDEE



R  
H PETER TURNER



ASSISTANT COACH CHASE TURNER

E VOLUNTEER ASSISTANT COACH BREANNA LOPEZ



# PETER TURNER

## HEAD COACH

### 7TH SEASON

### SACRAMENTO STATE, '89



Peter Turner enters his seventh season as head softball coach at San Jose State University in 2013. In six seasons, Turner has compiled a 149-188 record, placing him third all-time in coaching wins at San Jose State. He has five wins over top-25 opponents including victories over Oklahoma, Stanford and Hawai'i.

Turner has produced six All-Western Athletic Conference (WAC) performers and academically, his team received the San Jose State Athletics Board's Most Improved Academic Performance Award for the 2008-09 school year. His student-athletes have received Academic All-WAC distinction 35 times and one CoSIDA Academic All-District 8 honor.



Turner came to San Jose State after spending four seasons, 2003-06, as the head women's softball coach at San Joaquin Delta College in Stockton, Calif. While coaching the Mustangs, he compiled a 99-30 coaching record. His 2005 team won the Big 8 Conference Championship and finished fourth in the state tournament. In 2006, the Mustangs took fifth place in the state.

Turner was also an accomplished coach for the USA Softball Men's National Team. His clubs earned a berth in the 2009 ISF Men's World Championships, finished as runners-up at the 2007 ISF World Cup in Prague, Czech Republic, finished fourth at the 2006 VII Pan American Men's Softball Qualifier and, at the Pan American Games, Turner coached the 2003 team to a silver medal and the 2002 team to a gold medal.



## TURNER'S COACHING RECORD

	<u>OVERALL</u>	<u>CONFERENCE</u>
2007	23-28	6-12
2008	26-35	5-13
2009	19-37	5-15
2010	34-25	8-13
2011	19-35	5-16
<u>2012</u>	<u>28-28</u>	<u>9-10</u>
6 years	149-188	38-79

A 10-time American Softball Association (ASA) All-American as a player, Turner played in 14 ASA National Championships, five U.S. Olympic Festivals and was part of the 1995 silver medalist team at the Pan American Games.

Turner has been inducted in to three halls of fame. In 2007, he was inducted in to the ASA

National Softball Hall of Fame and in 1998, he was inducted in to the Stockton Softball Hall of Fame.

He played baseball at Pacific before transferring to Sacramento State, where he earned a Bachelor of Arts degree in social science from Sacramento State in 1989. Turner received a Master of Science degree in business administration from Hamilton University in 1999.





# CHRISTEN HARDEE

## ASSISTANT COACH

### 4TH SEASON

### HUMBOLDT STATE, '02



Assistant coach Christen Hardee enters her fourth season on the San Jose State softball staff in 2013.

Hardee was an accomplished player during her collegiate career at Humboldt State. She was a member of the 1999 national championship team. During her playing years, Hardee was a catcher for the Lumberjacks and received all-region honors from the National Fastpitch Coaches Association in 2001. Hardee was inducted into the Humboldt State Athletics Hall of Fame on October 16, 2009.

A true student-athlete, Hardee graduated Summa Cum Laude from Humboldt State with a bachelor of science degree in environment science and geology. She also minored in watershed management and received the 2004 Outstanding Student Award from the College of Natural Resources and Sciences. Hardee was a four-time NFCA All-American Scholar Athlete and a three-time Pac-West Academic All-Conference selection.

Hardee was an assistant coach at San Joaquin Delta College in 2005 and at the College of the Redwoods for the 2004 season. She also taught science and is currently working towards her Master's degree in kinesiology with an emphasis in coaching from Texas Woman's University.





# CHASE TURNER ASSISTANT COACH 4TH SEASON SACRAMENTO STATE, '09



A member of the USA Softball National team, Chase Turner joined the Spartans softball coaching staff in 2009. His primary responsibilities include hitting coach and working defensively with the team's outfielders.

Turner has been a USA Softball National team member since 2008, when he won the first of two American Softball Association (ASA) 'A' National Championships. He also competed for USA Softball in the 2008 Tri-Nations Tournament in Saskatoon, Saskatchewan, Canada.

In 2009 he returned to Saskatoon to compete for the United States in the International Softball Federation's World Championship and, in 2010, earned his second ASA 'A' National Championship.

Turner is a 2009 graduate of Sacramento State, where he earned a bachelor's degree in kinesiology with an emphasis in exercise science. He received his Master's degree in kinesiology from San Jose State in December 2012.

A native of Stockton, Calif., and the son of head coach Peter Turner, he currently resides in San Jose.



*Turner and former softball player Sadie Coenen*





SENIORS

2013 SE




JUNIORS





SOPHOMORES

# SPARTANS



FRESHMEN



# #1

AMANDA PRIDMORE  
 RHP-R/R  
 5-7 SENIOR  
 MODESTO, CALIF.  
 MODESTO HS



**SJSU:** Fifth year at San Jose State.

**SJSU CAREER RANKINGS:** Listed in 10 San Jose State career lists...set the San Jose State saves record in 2012 and begins the season with 10...second in strikeouts with 455 and needs 190 to set the career record...fourth in wins at 44 and appearances at 116...fifth in games started at 82, innings pitched at 581.2 and strikeouts per 7 innings at 5.48...sixth in complete games with 52...tied for ninth in shutouts at 8...second in hit batters at 33.

**2012:** First team All-WAC honoree...named to the WAC All-Tournament team...finished the season with a 2.08 ERA in 209 innings pitched...had an 18-15 record in 38 appearances....struck out 201 batters, the second-highest season total in school history...struck out a career-high 13 batters against Nevada (5/9) at the WAC Tournament...added 11 strikeouts against Louisiana Tech (3/30) and Cal Poly (2/10)...10 strikeouts against Texas A&M (2/11) and at #17 Hawai'i (3/24)...set the San Jose State career saves record with three on the season....pitched four shutouts, two on the same day (3/16) with wins against Wisconsin, 9-0 in five innings, and Oklahoma State (3/16), 1-0, in nine innings, a 10-0 win at Nevada (3/7) and a 1-0 win versus New Mexico State (5/5)...pitched a one-hitter in a 4-1 loss at #17 Hawai'i (3/23).

**2011:** Redshirted the season after suffering a preseason injury.

Career Statistics - Hitting																
YEAR	G-GS	AB	R	H	RBI	AVG	2B	3B	HR	SB-ATT	SAC	BB	PO	A	E	F.Pct
2009	0-0	0	0	0	0	0	0	0	0	0-0	0	0	7	37	4	.917
2010	0-0	0	0	0	0	0	0	0	0	0-0	0	0	9	32	1	.976
2012	0-0	0	0	0	0	0	0	0	0	0-0	0	0	14	41	2	.965
Totals	0-0	0	0	0	0	0	0	0	0	0-0	0	0	30	110	7	.952

Career Statistics - Pitching													
YEAR	G	GS	CG	W-L	SV	IP	H	R	ER	ERA	BB	K	ShO/CB
2009	38	21	9	8-13	3	165.0	192	99	73	3.10	47	103	2/0
2010	40	30	18	18-12	4	207.2	224	112	97	3.27	67	151	1/1
2012	38	31	25	18-15	3	209.0	159	82	62	2.08	69	201	4/0
Totals	117	82	52	44-40	10	581.2	575	293	232	2.79	183	455	7/1



**2010:** Pitched in 40 games with a 3.27 ERA...had an 18-12 record in 207.2 innings pitched...started 30 games and pitched 18 complete games...struck out 151 batters while walking 67...struck out a career-best 11 batters in a 4-0 win over Saint Mary's ( 3/13) and nine batters against Louisiana Tech (5/12) at the WAC Tournament...allowed just one hit in the game ...four saves: against Charlotte (3/7) (3-2), #11 Oklahoma (3/19) (5-4) and Nevada (4/9-10) (twice, 7-6 and 11-9).

**2009:** Appeared in a team-high 38 games and started 21...recorded a 3.10 ERA with an 8-13 record in 165.0 innings pitched...struck out a team-best 103 batters...pitched nine complete games...recorded shutouts against Northern Colorado (2/20) (3-0) and Boise State (4/4) (8-0)...struck out seven batters against Dartmouth (3/25) (in a relief appearance) and Louisiana Tech (4/25)...also recorded saves against Boston (2/27), Utah State (3/28) and Hawai'i (4/17)...allowed 99 runs, 73 earned, and 47 walks.



**HIGH SCHOOL:** Played four years of softball at Modesto (Calif.) High School under coach Randy Beard...team's Offensive Player of the Year as a senior...team Defensive Player of the Year as a freshman (2005) and Most Valuable Player as a sophomore (2006)... named Modesto Metro Conference MVP in 2007...scholar athlete in both her junior and senior years...played ASA travel ball for the USA Elite under manager Vince Bunac...also earned letters in cheerleading, volleyball, and basketball.

**PERSONAL:** Graduated in 2012 with a degree in child and adolescent development and is currently in San Jose State's education counseling Master's program...enjoys camping...San Jose State Scholar Athlete and two-time WAC All-Academic honoree...Amanda Beth Pridmore was born on February 2, 1990, in Modesto, Calif.

**Eight or More Strikeouts In A Game**

- |  |  |
|--|--|
| 13 vs. Nevada, 5/19/12 (W, 9-6)              | 9 at #17 Hawaii, 3-24/12 (W, 4-2)          |
| 11 vs. Saint Mary's, 3/13/10 (W, 4-0)        | 8 vs. Utah Valley, 2/12/10 (W, 7-3)        |
| 11 vs. Cal Poly, 2/10/12 (W, 15-3)           | 8 vs. Northern Colorado, 2/13/10 (W, 14-9) |
| 11 vs. Louisiana Tech, 3/30/12 (W, 4-2 (10)) | 8 vs. Santa Clara, 4/6/10 (W, 4-2)         |
| 10 vs. Texas A&M, 2-11/12, (L, 1-2)          | 8 vs. Wisconsin, 3/16/12 (W, 9-0)          |
| 10 at #17 Hawaii, 3/23/12 (L, 1-4)           | 8 vs. Oklahoma State, 3/16/12 (W, 1-0)     |
| 9 vs. Louisiana Tech, 5/12/10 (W, 6-5)       | 8 vs. Fresno State, 4/15/12 (L, 0-1)       |



# #2

## DOROTHY MORENTIN

C·L/R

5-4·SENIOR

VAN NUYS, CALIF.

BIRMINGHAM HS



**SJSU:** In her fourth season at San Jose State.

**2012:** Played in 27 games, mostly at catcher and started six games...had a .125 batting average with hits against Pacific (3/6) and James Madison (3/10)...scored and drove in a run against the Dukes...drew a walk against Pacific (3/6).

**2011:** Saw action in 11 games, mostly as a pinch hitter or replacement catcher...recorded her first collegiate hit against Cal State Bakersfield (2/19) and drove in two runs in that game...also had a hit and scored a run against Nevada (4/22).

**2010:** Did not see action in a game but served as the bullpen catcher for the Spartans.

**HIGH SCHOOL:** Four-year letterwinner at Birmingham High School (Lake Balboa, Calif.) for head coach Jim Rose...hit .343 her senior year with 34 hits, five doubles and 12 RBI...played summer ball for the Combat Panthers and American Pastime Gold.

**PERSONAL:** Majoring in kinesiology with an emphasis on exercise fitness...would like to be a firefighter after graduation...likes martial arts and golf...plays the guitar...Dorothy Danielle Morentin was born on September 1, 1991, in Northridge, Calif.

### Career Statistics - Hitting

YEAR	G-GS	AB	R	H	RBI	AVG	2B	3B	HR	SB-ATT	SAC	BB	PO	A	E	F.Pc
2011	11-0	5	1	2	2	.400	0	0	0	0-0	0	0	6	1	0	1.000
2012	27-6	16	1	2	1	.125	1	0	0	0-0	0	1	38	4	1	.970
Totals	38-6	21	2	4	3	.190	1	0	0	0-0	0	1	44	5	1	.980







#5

## SHARON-RENAE ESTRADA

INF·R/R

5-4· SOPHOMORE

SAN BERNADINO, CALIF.

CAJON HS



**SJSU:** In her second season at San Jose State.

**2012:** Played in seven games and started at first base at Sacramento State (2/28) and at Stanford (3/11)...scored a run after she was hit by a pitch against Washington (2/10)...hit a double and drove in a run against #10 Stanford (3/11).

**HIGH SCHOOL:** Earned four letters at Cajon High School for head coach Jerry Tivey...four-time All-San Andreas League selection...2011 first team All-CIF selection...2010 second team CIF Southern Section Division III honoree...2009 Louisville Slugger/NFCA All-Region second team...holds the high school career RBI record and drove in nine runs in a game her senior year...in March 2011, named the High School Player of the Week for the West Region by the NFCA...played club ball for Fury Softball 18u Gold.

**PERSONAL:** Majoring in business and accounting...would like to work for the Internal Revenue Service after graduation...likes dancing...Sharon-Renae Estrada was born on May 14, 1993, in Fontana, Calif.

## Career Statistics - Hitting

YEAR	G-GS	AB	R	H	RBI	AVG	2B	3B	HR	SB-ATT	SAC	BB	PO	A	E	F.Pct
2012	7-2	8	1	1	1	.125	1	0	0	0-0	0	0	11	0	0	1.000
Totals	7-2	8	1	1	1	.125	1	0	0	0-0	0	0	11	0	0	1.000







#7

## BRANDEE GARCIA

INF·R/R

5-9·SENIOR

VISALIA, CALIF.

MT. WHITNEY HS



**SJSU:** In her fourth season at San Jose State.

**2012:** Played in 52 games, starting 51 either at second base (4) or short stop (47)...hit .193 with 22 hits, 14 runs scored and six RBI...drew 15 walks and stole bases against Southern Utah (3/2), Saint Mary's (3/9), Utah State (4/20) (2), Utah Valley (4/26) and Nevada (5/9)...had three hits against Southern Utah (3/2) and Utah State (4/20) and two against CSU Bakersfield (2/24) and Utah State (4/20)...doubles against CSU Bakersfield (2/25), Cal Poly (3/10) and at #17 Hawai'i (3/23).

**2011:** Started 51 games, either at short stop, second base or the outfield...hit .260 on the year with 40 hits, 21 runs scored and 16 RBI...five doubles...two home runs including her first career home run against Mississippi (2/10)...added a home run at Fresno State (4/15)...three hits against Santa Clara (2/20), Boise State (4/1) and Nevada (4/23)...two hits in six other games...two five-game hitting streaks on the season...16 walks including three against Santa Clara (3/12) and two against UC Davis (4/6)...seven stolen bases.

**2010:** Played in 51 games, starting 42...hit .217 with a .280 on-base percentage and a .333 slugging percentage...26 hits, 15 runs scored and 16 RBI...two hits in six games and three RBI at Nevada (4/10) and two RBI in four games...three home runs on the season - vs. Virginia (3/20), and at Nevada (4/9-10) (twice)...seven stolen bases and 10 walks.

**HIGH SCHOOL:** Four-year letterwinner at Mt. Whitney High School (Visalia, Calif.) for head coach Stephanie Cavilliga...three-time all-league honoree...played summer ball for SoCal Diamonds and head coach Paul Garziano.

## Career Statistics - Hitting

YEAR	G-GS	AB	R	H	RBI	AVG	2B	3B	HR	SB-ATT	SAC	BB	PO	A	E	F.Pct
2010	51-42	120	15	26	16	.217	3	1	3	7-7	2	10	69	49	18	.868
2011	51-51	154	21	40	16	.260	5	0	2	7-7	2	16	101	83	25	.880
2012	52-51	114	14	22	6	.193	3	0	0	6-7	0	15	65	75	24	.854
Totals	154-144	388	50	88	38	.227	11	1	5	20-21	4	41	235	207	67	.868



**PERSONAL:** Majoring in business administration with a concentration in finance...San Jose State Scholar Athlete and Academic All-WAC honoree...her great uncle Mike Garcia pitched in the majors for 13 years including 11 for the Cleveland Indians (1949-59)...her younger brother Brenden plays baseball for CSU East Bay...BranDee Ann Garcia was born on April 17, 1991, in Tulare, Calif.





#9

# NICOLE SCHULTZ

UT·R/R

5-3·SOPHOMORE

LAS VEGAS, NEV.

DURANGO HS



**SJSU:** Second season at San Jose State.

**2012:** Played in 33 games, starting 14 at second or third base...hit .200 with eight hits, nine runs scored and three RBI... had two hits against UC Riverside (2/18) and Idaho State (2/19) and scored twice against Idaho State (2/19) and Southern Utah (3/2)... four sacrifice bunts and two sacrifice flies... walks came against Saint Mary's (3/9) and at Utah State (4/21)...doubles versus CSU Bakersfield (2/25) and UC Santa Barbara (3/18).

**HIGH SCHOOL:** Four-year letterwinner at Durango High School for head coach Toni Deltoro... two-time first team All-Southwest League selection...helped lead her team to back-to-back league championships...hit .548 her senior year with six homers...played club ball for Las Vegas Lil' Rebels Elite and head coach Jeff Kennedy.

**PERSONAL:** Business management major...would like to own a business after graduation... Academic All-WAC honoree...likes camping, traveling and helping others...member of Fellowship of Christian Athletes...Nicole Marie Schultz was born on May 19, 1993, in Highland Park, Ill.

## Career Statistics - Hitting

YEAR	G-GS	AB	R	H	RBI	AVG	2B	3B	HR	SB-ATT	SAC	BB	PO	A	E	F.Pc
2012	33-13	40	9	8	3	.200	2	0	0	0-0	6	2	31	33	4	.941
Totals	33-13	40	9	8	3	.200	2	0	0	0-0	6	2	31	33	4	.941







# #11

**ALLISON LANG**  
 RHP • R/R  
 5-11 • SOPHOMORE  
 FOUNTAIN VALLEY, CALIF.  
 FOUNTAIN VALLEY HS



**SJSU:** Second season at San Jose State.

**2012:** Pitched in 17 games with a 2-1 record and a 3.82 ERA in 40.1 innings pitched...started five games and pitched a complete game against Southern Utah (3/2)...retired 18 batters on the season...had a 2013-best four strikeouts against Southern Utah (3/2)...picked up a win in relief at Utah Valley (4/26).

**HIGH SCHOOL:** Four-year letterwinner at Fountain Valley High School for head coach Katie Trott...two-time first team All-Sunset League honoree...played club for Lionettes Gold and head coach Chuck Christensen...lettered three years for the volleyball team.

**PERSONAL:** Majoring in communications with a minor in radio, television, and film...plans to travel after graduation...likes playing beach volleyball...Allison Rose Lang was born on May 20, 1993, in Torrance, Calif.

**Career Statistics - Hitting**

YEAR	G-GS	AB	R	H	RBI	AVG	2B	3B	HR	SB-ATT	SAC	BB	PO	A	E	F.Pc
2012	3-1	2	0	0	0	0	0	0	0	0-0	0	1	1	22	0	1.000
Totals	3-1	2	0	0	0	0	0	0	0	0-0	0	1	1	22	0	1.000

**Career Statistics - Pitching**

YEAR	G	GS	CG	W-L	SV	IP	H	R	ER	ERA	BB	K	ShO/CB
2012	38	31	25	18-15	3	209.0	159	82	62	2.08	69	201	4/0
Totals	38	31	25	18-15	3	209.0	159	82	62	2.08	69	201	4/0





PHOTO



# #12

**JESSICA GARCIA**  
 C/INF·R/R  
 5-4·JUNIOR  
 REDLANDS, CALIF.  
 REDLANDS HS



**SJSU:** In her third season at San Jose State.

**2012:** Team's starting catcher, starting 54 games played...had a .255 batting average with 40 hits, 38 RBI and 27 runs scored...finished 23rd in the nation with four sacrifice flies...drew 23 walks, hit nine doubles and had a .353 on base percentage and a .350 slugging percentage...started the year with a five-game hitting streak and had another five-game streak stopped at BYU (4/28)...hit home runs against Cal Poly (2/10) and Utah State (4/20)...tied the school record for doubles in a game with three in the final game at Utah State (4/21)...in the Utah State series (4/20-21), had multiple hits in every game, drove in five runs in game one and four runs in game two and three runs in game three...drove in the game-tying run in the seventh inning of a win over #16 Stanford (4/17)...named the WAC Hitter of the Week after her four games against Stanford (4/17) and Utah State (4/20-21) where she hit .563 with 13 RBI and a .938 slugging percentage...driven in five runs in two games - at Nevada (4/6) and at Utah State (4/20)...a true utility player, started at catcher, second base, short stop, third base and the outfield.

**2011:** Played in 53 games while starting 43 either at catcher, second base, third base or the outfield... hit .200 with 25 hits, 14 runs scored and 18 RBI...hit her first collegiate home run against Troy (3/5) and added another at New Mexico State (3/25)...drew 13 walks and hit two sacrifice flies - Arizona State (2/13) and Santa Clara (2/20)...two hits against Santa Clara (2/20) and Pacific (2/27)...three RBI against Troy (3/5) and two at New Mexico State (3/25).

**HIGH SCHOOL:** Four-year letterwinner at Redlands High School for head coach Brandon Ford...2010 second team Cal-High Sports All-State team as a catcher...hit .460 her senior year with six home runs and 39 RBI...holds the school's career records for hits (141), runs scored (101) and home runs (18)...

### Career Statistics - Hitting

YEAR	G-GS	AB	R	H	RBI	AVG	2B	3B	HR	SB-ATT	SAC	BB	PO	A	E	F.Pc
2011	53-43	125	14	25	18	.200	3	0	2	0-0	3	13	92	40	1	.992
2012	54-54	157	27	40	38	.255	9	0	2	0-1	5	23	262	48	2	.994
<b>Totals</b>	107-97	282	41	65	56	.230	12	0	4	0-1	8	46	354	88	3	.993



first team All-CIF Southern Section Division II honoree...2010 All-Sun Most Valuable Player...helped lead her team to three consecutive Citrus Belt League titles and the CIF-Southern Section semifinal game...2010 San Bernardino County Player of the Year...one of her high school coaches was her mother Debbie...played for Riptide and coach Barry Gruman...also played soccer.

**PERSONAL:** Sociology major with a minor in justice studies...San Jose State Scholar Athlete and Academic All-WAC honoree...enjoys shopping and scrapbooking...Jessica Cheri Garcia was born on June 24, 1992, in San Bernardino, Calif.





#15

**ANNICA WOLFE**  
 INF·R/R  
 5-8·JUNIOR  
 OXNARD, CALIF.  
 RIO MESA HS



**SJSU:** Third season at San Jose State.

**2012:** Hit .252 in 52 games started at third base...had 35 hits, 16 RBI and 11 runs scored...a .353 slugging percentage and .305 on base percentage...five doubles and 10 walks...two hits in eight games including two home runs against Nevada (5/9) at the WAC Tournament...tied the Spartan single-game home run record with the two home runs...drove in four runs against Cal Poly (2/10)...other home run came against CSU Bakersfield (2/25)...stole her only base of the season in the final game against New Mexico State (5/5).

**2011:** Led the Spartans in hitting with a .309 average...started 51 games at third base...had 43 hits, 24 RBI and 14 runs scored to go with a .374 on base percentage and a .417 slugging percentage...three hits against Appalachian State (2/12), San Diego (3/5), Santa Clara (3/12) and New Mexico State (3/26) ...two hits in eight games...drove in four runs in a game against Santa Clara (3/12), three runs in the final game at New Mexico State (3/26) and the Spartans' only run at #11 Stanford (4/12)...hit her first collegiate home run against Appalachian State (2/12) and added one against Pacific (2/27) and Boise State (4/1)...14 walks and stole a base at Cal State Bakersfield (2/18).

**HIGH SCHOOL:** Four-year letterwinner at Rio Mesa High School for head coach John Velasquez...teammate of former Spartan Janessa Gutierrez...three-time first team All-Pacific View League honoree...hit .479 her senior year and .562 her junior year...set the school record for RBI in a season with 41 her senior year...hit over .400 all four years...named All-Ventura Country...played travel ball with the So Cal Choppers.

**PERSONAL:** A communication studies major...likes hanging out with friends...Annica Monique Wolfe was born on December 12, 1991, in Oxnard, Calif.

**Career Statistics - Hitting**

YEAR	G-GS	AB	R	H	RBI	AVG	2B	3B	HR	SB-ATT	SAC	BB	PO	A	E	F.Pc
2011	51-51	139	14	43	24	.309	6	0	3	1-2	1	14	38	91	9	.935
2012	52-52	139	11	35	16	.252	5	0	3	1-1	2	10	44	67	11	.910
<b>Totals</b>	103-103	278	25	78	40	.281	11	0	6	2-3	3	24	82	158	20	.923







# #19

## VANESSA HOUSE OF S/R 5-7 SENIOR PALMDALE, CALIF. YAVAPAI COLLEGE



**SJSU:** In her second season at San Jose State.

**2012:** Played in 51 games, starting 49 in the outfield...hit .266 with 38 hits, 22 runs and 29 RBI...a .321 on base percentage and a .448 slugging percentage...six home runs, including the game-winner against Louisiana Tech (3/30)...for her efforts in the Louisiana Tech series (3/30), named the WAC Hitter of the Week for April 2...hit a three-run home run against Idaho State (2/19) in a game she recorded three hits and scored two runs...hit triples against Southern Utah (3/3) and Nevada (4/6)...seven-game hitting streak from March 3-10...12 walks and six stolen bases...at Nevada (4/6), had four hits and drove in three ...drove in three runs in the first game at BYU (4/27) with a three-run home run to right field.

**JUNIOR COLLEGE:** Played two years at Yavapai College (Prescott, Ariz.) for head coach Stacy Iveson ...team won the 2011 national championship...started all 71 games as the team finished 67-4... named to the Louisville Slugger/NFCA NJCAA Division I All-West Region team in the outfield and the all-tournament team at the NJCAA National Championships...for 2011, hit .479 with 101 hits, 65 runs scored and 29 stolen bases...first team All-ACCAC honoree...hit .428 her freshman year with 80 hits and 41 runs scored...stole 38 bases.

**HIGH SCHOOL:** Lettered at Palmdale High School for head coach Deb Demigelo...four-time All-Golden League selection...hit .400 her senior year.

**PERSONAL:** Majoring in sociology criminology with a minor in justice studies...wants to be a parole officer...likes watching "Law & Order, SVU" and shopping...has five siblings...brother Tyreace House was a member of the Oakland Athletics organization from 2008-2011...brother Davon House is a cornerback for the Green Bay Packers who finished his second season in the NFL and with the Packers in 2012-13 ..Vanessa Nicole House was born on November 7, 1991, in Long Beach, Calif.

### Career Statistics - Hitting

YEAR	G-GS	AB	R	H	RBI	AVG	2B	3B	HR	SB-ATT	SAC	BB	PO	A	E	F.Pc
2012	51-49	143	22	38	29	.266	4	2	6	6-8	1	12	72	7	3	.963
Totals	51-49	143	22	38	29	.266	4	2	6	6-8	1	12	72	7	3	.963







# #21

**MICHELLE COX**  
 INF/OF, L/L  
 5-6, SOPHOMORE  
 SYDNEY, NSW, AUSTRALIA  
 ROSEVILLE COLLEGE



**SJSU:** Second season at San Jose State.

**2012:** Second team All-WAC honoree in the outfield....led the Spartans in hitting with a .366 batting average, 60 hits, three triples and 26 stolen bases...scored 34 runs and hit seven doubles...a .447 on base percentage and a .445 slugging percentage...drove in 13 runs and walked 22 times... had four hits against Idaho State (2/19) and at Utah Valley (4/26) and three against Southern Utah (3/2) and New Mexico State (5/5)...broke a 17-year-old school record with a 19-game hitting streak from Feb. 19-March 11, as it ended against #10 Stanford (3/11)...tied the San Jose State records for runs in a game with four against Cal Poly (2/10) and Nevada (4/6), stolen bases in a game with three against Cal Poly (3/10), and hits in a game with four against Idaho State (2/19)... in the doubleheader against New Mexico State (5/4-5), was a perfect 5-for-5 at the plate during the two games and stole three bases.

**AUSTRALIAN NATIONAL PROGRAM:** Named to the 2012 Australian Open Women's Team....played at the 2012 ISF XIII Open Women's World Championship in Canada in July and at the US World Cup of Softball VII and the Canadian Open International Fastpitch Championship...played at the 2012 International Softball Challenge against Japan in March in Canberra...member of the 2011 Australian Open Women's team...played at the World Cup of Softball in Oklahoma City and the Canadian Open Fastpitch Invitational...started in left field at both tournaments...played at the 2009 Japan Cup where the team advanced to the bronze medal game...also played at the Trans Tasman Test Series against New Zealand and the International Southern Cross Challenge...selected to the All-Star Merit team as an outfielder at the Challenge.

**NEW SOUTH WALES TEAM:** 2010 NSW Youth Female Softballer of the Year...MVP and Best Hitter at the 2010 Under 19 Women's Australian Championship...hit .543 at the championship as the lead-off hitter and stole 10 bases.

**Career Statistics - Hitting**

YEAR	G-GS	AB	R	H	RBI	AVG	2B	3B	HR	SB-ATT	SAC	BB	PO	A	E	F.Pc
<b>2012</b>	53-52	164	36	60	13	.366	7	3	0	26-30	3	22	94	2	0	1.000
<b>Totals</b>	53-52	164	36	60	13	.366	7	3	0	26-30	3	22	94	2	0	1.000



**HIGH SCHOOL:** Graduated from Roseville College in 2009, a private girls school in Sydney...was a part of the Australian Institute of Sport program her final two years...program includes the pool of players from which the Australian National Softball Team is selected...also competed in track and field, cricket, touch football and netball.

**PERSONAL:** Majoring in business administration with a concentration in accounting...wants to be an accountant...likes going to the beach and movies...older brother Tim Cox spent three years in the Boston Red Sox minor league system (2005-07)...Michelle Johanna Cox was born on October 15, 1991, in Sydney, Australia.





#23

# JORDAN SAUCEDA

RHP·R/R

5-9·SOPHOMORE

ONTARIO, CALIF.

COLONY HS



**SJSU:** Second year at San Jose State.

**2012:** Pitched in five games, starting in the circle at #10 Stanford (3/11) and at Utah Valley (3/26)... allowed four hits and three runs and had a strikeout against the Cardinal...pitched 1.1 innings against Pacific (3/6), 1.2 innings at Utah State (3/21) and 0.2 against New Mexico State (5/5).


**HIGH SCHOOL:** Lettered at Colony High School for head coach Anthony Rice...four-time first team All-Mt. Baldy League honoree...helped lead her team to the first-ever league championship in 2010...league's Most Valuable Player in 2010...All-Valley selection...had a 1.20 ERA and a .340 batting average...Scholar Athlete all four years...played club for Pure Fastpitch and head coach Bill Jackson.

**PERSONAL:** Majoring in radio, television and film...wants to be an anchorwoman...likes to paint... sister Jeanette was a four-year member of the Norfolk State (Va.) University softball team and is the school's career leader in doubles...Jordan Marie Saucedo was born on January 14, 1993, in Chino, Calif.

## Career Statistics - Pitching

YEAR	G	GS	CG	W-L	SV	IP	H	R	ER	ERA	BB	K	ShO/CB
2012	5	2	0	0-1	0	6.2	9	8	6	6.30	3	1	0/0
Totals	5	2	0	0-1	0	6.2	9	8	6	6.30	3	1	0/0







# #29

**CHERYL FREITAS**  
 INF/DH·R/R  
 5-7·SENIOR  
 STOCKTON, CALIF.  
 ST. MARY'S HS



**SJSU:** Fourth year at San Jose State.

**2012:** Played in 41 games, starting 34, all but one at second base...hit .250 with 24 hits, 13 runs scored, 11 RBI and nine walks...a .311 on base percentage and .417 slugging percentage...five doubles, one tripe and three home runs...had three hits against James Madison (3/10) and Nevada (4/7) and two versus Cal Poly (2/10) and Wisconsin (3/16)...broke the San Jose State game record with three doubles in the final game against Nevada (4/7)...became just the sixth player in WAC history to hit three doubles in a WAC game...drove in three runs and had a double against James Madison (3/10)...hit her home runs against Utah (2/17), Louisiana Tech 3/30) and Utah State (4/20).

**2011:** Led the Spartans with 11 doubles, four home runs and 25 RBI...played in 47 games, starting 45 at second base or designated player...hit .286 with 26 hits, 24 runs scored and 17 walks...378 on base percentage and a .484 slugging percentage...stole three bases...three hits against Cal State Bakersfield (2/19) and Troy (3/5)...two hits in nine games...four RBI against Cal State Northridge (2/11) ...three RBI against Santa Clara (3/12) and New Mexico (3/16)...drove in two runs in three other games ...longest hitting streak was three games, three different times.

**2010:** Played in 33 games with 12 starts...hit .283 with a .382 on-base percentage and .391 slugging percentage...had 13 hits, eight runs scored and six RBI on the season...two hits in three consecutive games in April...scored two runs against Santa Clara (4/6)...hit her first collegiate home run against Santa Clara (4/6)...biggest RBI of the season came in a 1-0 win over Fresno State (4/17) with her first career sacrifice fly...hit doubles against Virginia (3/20) and New Mexico State (5/8)...five walks and three stolen bases.

### Career Statistics - Hitting

YEAR	G-GS	AB	R	H	RBI	AVG	2B	3B	HR	SB-ATT	SAC	BB	PO	A	E	F.Pct
2010	33-12	46	8	13	6	.283	2	0	1	3-3	1	5	19	4	1	.958
2011	47-45	126	24	36	25	.286	11	1	4	3-3	2	17	56	35	5	.948
2012	41-34	96	13	24	11	.250	5	1	3	1-2	1	9	47	35	6	.932
Totals	121-91	268	45	73	42	.272	18	2	8	7-8	4	31	122	74	12	.942



**HIGH SCHOOL:** Four-year letterwinner at St. Mary's High School (Stockton, Calif.) for head coaches Robert Harmon and Bobby Jones...two-time Greater Stockton High School Player of the Year.. four-time first team Tri-City Athletic League honoree...three-time all-area selection...set a school record for most home runs in a season...played summer ball for USA Elite and head coach Gilbert Flores.

**PERSONAL:** Majoring in kinesiology with an emphasis on movement sciences...would like to go to chiropractic school...San Jose State Scholar Athlete and Academic All-WAC honoree...favorite sports team is the Oakland A's...enjoys playing the piano and writing..Cheryl Ann Freitas was born on December 30, 1990, in Stockton, Calif.





# #38

**MADISON FISH**  
 RHP, R/R  
 5-7, SOPHOMORE  
 SACRAMENTO, CALIF.  
 COSUMNES OAKS HS



**SJSU:** Second year at San Jose State.

**2012:** Made 12 appearances in the circle, starting five games - UC Santa Barbara (3/9, 3/18), Colorado State (3/11), Louisiana Tech (3/30) and at BYU (4/28)...ended with a 5-3 record and a 3.74 ERA in 39.1 innings pitched...struck out 17 including four against Santa Clara (3/4) and three against Southern Utah (3/3) and Colorado State (3/11)...named the WAC Pitcher of the Week on April 2, after pitching a complete game, one-hit shutout in a 7-0 win over Louisiana Tech (3/30).

**HIGH SCHOOL:** Four-year letterwinner at Cosumnes Oaks High School (Elk Grove, Calif.) for head coach Lynda Bettencourt...2011 Most Valuable Player of the Sierra Valley Conference...two-time River Cats All-City Team honoree...hit .435 her senior year...selected to play for the South team at the 34th Annual Optimist All-Star Game...played club ball for Mizuno All-American Gold and USA Elite.

**PERSONAL:** Majoring in psychology with a minor in business...wants to be a sports psychologist...likes cooking and reading...member of Fellowship of Christian Athletes...Madison Nadine Fish was born on March 5, 1993, in San Jose, Calif.

### Career Statistics - Pitching

YEAR	G	GS	CG	W-L	SV	IP	H	R	ER	ERA	BB	K	ShO/CB
2012	12	5	1	5-3	0	39.1	42	26	21	3.74	20	17	1/0
Totals	12	5	1	5-3	0	39.1	42	26	21	3.74	20	17	1/0







# #44

## MARKESHA COLLINS

OF·L/R  
5-5·SENIOR  
CITRUS HEIGHTS, CALIF.  
SAN JUAN HS



**SJSU:** In her fourth season at San Jose State.

**2012:** Started 52 of her 53 games played, 48 in the outfield...hit .275 with 42 hits, a team-best 40 runs scored and 19 RBI...a .406 on base percentage and a .405 slugging percentage...was the team's leadoff hitter...drew a team-high 29 walks, the third-highest total in a season at San Jose State...three walks against Fresno State (5/10) at the WAC Tournament...two walks in six other games...tied the game record for runs scored in a game with four in the second game at Utah State (4/20)...hit home runs against UC Riverside (2/18) (a grand slam), CSU Bakersfield (2/25), Utah State (2/20) and Nevada (5/9) (WAC Tournament)...three hits against Idaho State (2/19)...eight doubles on the season including two in the final game at Nevada (4/7)...had a seven game hitting streak from Feb. 25 to March 6.

**2011:** Saw action in 40 games, starting 23, all in the outfield...also used as a pinch hitter...hit .180 on the season with 11 hits and 11 runs scored...four doubles including one in the last game of the year against Hawai'i (5/7)...3-for-3 in the against Nevada (4/22) with a single, double and her first home run of the season...added another hit (a double), run scored and RBI in the final game of the series (4/23)...two hits against Idaho State (3/22) including a double...drew 11 walks and stole four bases.

**2010:** Played in 42 games while starting 10 in the outfield...also used as a pinch runner or pinch hitter...hit .216 on the season with eight hits including a double at Boise State (5/1)...only two-hit game of the year at Nevada (4/10)...scored 14 runs including two runs in both games of a doubleheader at Nevada (4/10) and the winning run in a 1-0 victory at Fresno State (4/17)...drove in two runs in a win at Boise State (5/1)...four stolen bases including three at Nevada (4/10)...drew eight walks at the plate.


### Career Statistics - Hitting

YEAR	G-GS	AB	R	H	RBI	AVG	2B	3B	HR	SB-ATT	SAC	BB	PO	A	E	F.Pct
2010	42-10	37	14	8	3	.216	1	0	0	4-4	0	8	13	1	1	.933
2011	40-23	61	11	11	4	.180	4	0	1	4-5	1	11	33	0	0	1.000
2012	53-52	153	40	42	19	.275	8	0	4	14-16	0	29	52	0	2	.963
Totals	135-85	251	65	61	26	.243	13	0	5	22-25	1	48	98	1	3	.971



**HIGH SCHOOL:** Four-year letterwinner at San Juan High School (Citrus Heights, Calif.) for head coach Mike Dollar...three-time first team All-Golden Empire selection...2009 honorable mention Sacramento Bee All-Metro team...played at the 2009 Optimist All-State softball game for the South team...played summer ball for the California Breeze and head coach Chad Clay...also played basketball and was the team's top defensive player.

**PERSONAL:** A business finance major...likes cake decorating...favorite sports team is the San Francisco 49ers...Markesha Shauntel Collins was born on October 16, 1991, in Sacramento, Calif.





# NEWCOMERS









#3

KAYLIE GARCIA  
INF·R/R  
5-7·FRESHMAN  
COLTON, CALIF.  
COLTON HS



**SJSU:** In her first season at San Jose State.

**HIGH SCHOOL:** A 2012 graduate of Colton (Calif.) High School...lettered four seasons in softball for coach Joseph Montes...named first team All-San Andreas League her junior and senior seasons and second team her sophomore season...played club ball for the Riptide, coached by Barry Grumman.

**PERSONAL:** Plans to major in kinesiology...wants to be a physical therapist...enjoys going to the beach and watching movies...Kaylie Ann Garcia was born on May 5, 1994, in Fontana, Calif.



#4

KAITLIN SHREVES

INF/OF · L/L

5-4 · FRESHMAN

QUARTZ HILL, CALIF.

QUARTZ HS



**SJSU:** First season at San Jose State.

**HIGH SCHOOL:** Three-year letterwinner for head coach Scott Rundblade...finished her senior season with a team-high 29 hits...named first team All-Golden League in that year...played club ball for So Cal Stealth and head coach Sarah Adams.

**PERSONAL:** Wants to be a psychologist...twin sister Cori plays softball for Colorado Mesa University...enjoys reading, dancing, and listening to music...Kaitlyn Joy Shreves was born on February 11, 1994 in Quartz Hill, Calif.



#6

# BERLYN RIPPENTROP

RHP, R/R

5-10, REDSHIRT FRESHMAN

SUNNYVALE, CALIF.

ARCHBISHOP MITTY HS



**SJSU:** First season at San Jose State.

**2012:** Redshirted the season.

**HIGH SCHOOL:** Two-year letterwinner at Archbishop Mitty High School for head coach Brian Yocke ...2011 second team All-WCAL selection...0.36 ERA her senior year with 100 strikeouts...team won WCAL Championship and the CCS Division II Championship...ranked 14th nationally in 2011...played club ball for San Jose Lady Sharks.

**PERSONAL:** Communication studies major...wants to work in public relations...her father, Kevan Rippentrop, was a tight end for San Jose State's football team from 1979-83...likes art...Berlyn Alicia Rippentrop was born on January 23, 1993, in Mountain View, Calif.



#14

# KAILENE BEGONIA

INF·R/R

5-1·FRESHMAN

MODESTO, CALIF.

GRACE DAVIS HS



**SJSU:** In her first season at San Jose State.

**HIGH SCHOOL:** A 2012 graduate of Grace Davis High School (Modesto, Calif.)...earned four letters for the softball team, coached by Tami Wilkinson and Tiffany Gain...four-time All-Modesto Metro Conference (MMC) selection...named Varsity Rookie of the Year in 2009 when her team won the MMC championship...played club for USA Elite Gold Fastpitch (coach Stan McFadden).

**PERSONAL:** Plans to major in nursing...wants to be a neonatal nurse...enjoys hanging out with her friends...Kailene Rachelle Begonia was born on December 23, 1993, in Modesto, Calif.



#16

SYDNEY HALLEEN

INF·R/L

5-6·FRESHMAN

TORRANCE, CALIF.

NORTH HS



**SJSU:** In her first year for San Jose State.

**HIGH SCHOOL:** Graduated in 2012 from North High School in Torrance, Calif...Lettered in softball for head coach Howard Miller...Team was the CIF champion in 2008-09, and a finalist in 2009-10...Played club ball for Mizuno Pride and head coach Lew Currier.

**PERSONAL:** Plans to major in business administration with a concentration in management...plans to open her own nail salon or hookah bar...Sydney Lynn Halleen was born in Temecula, Calif., on July 14, 1994.



#17

# BRIANA PONTECORVO

INF·R/R

5-3·FRESHMAN

HANFORD, CALIF.

HANFORD WEST HS



**SJSU:** In her first season at San Jose State.

**HIGH SCHOOL:** Graduated in 2012 from Hanford (Calif.) West High School...earned four letters in softball for head coach Jeff Harger...Named the 2012 West Yosemite League Pitcher of the Year and Hanford Sentinel 2012 All-County softball Player of the Year her senior season after setting school single-season records in hits (47), RBIs (51) and home runs (nine)...Holds Hanford West's record for career pitching wins (49), hits (130) and RBIs (103)...Played club ball for the Central California Dirtdogs (coach Jeff Harger).

**PERSONAL:** Undecided on a major...enjoys going to the beach...Briana Marie Pontecorvo was born on September 16, 1994 in Twentynine Palms, Calif.



#20

JESSIE HUFSTETLER

INF/OF·R/L

5-5·FRESHMAN

ATASCADERO, CALIF.

ATASCADERO HS



**SJSU:** In her first season for San Jose State.

**HIGH SCHOOL:** Graduated in 2012 from Atascadero (Calif.) High School...earned three letters in softball (coach Darin Traverso)...holds her school's career RBI and homerun record...named first team All-PAC-7 and All-San Luis Obispo County her three seasons...was the PAC-7 League Most Valuable Player and The Tribune's San Luis Obispo County Player of the Year her senior season...also earned two letters each in volleyball and soccer.

**PERSONAL:** Plans to major in justice studies...wants to be a behavioral analyst...enjoys hiking and going to the beach...Jessie Taylor Hufstetler was born on March 23, 1994 in Burbank, Calif.



# #22

**DEVIN CALDWELL**  
 INF·R/R  
 5-3·JUNIOR  
 NAPA, CALIF.  
 SACRAMENTO STATE



**SJSU:** In her first season for San Jose State.

**SACRAMENTO STATE:** From 2010-12, had a .325 career batting average, the sixth best mark in Sacramento State's Division I history... was a 2012 Pacific Coast Softball Conference's (PCSC) all-Coastal Division Team honorable mention...In 2011, was a first team all-conference selection and the PCSC's Coastal Division Freshman of the Year after hitting a team-best .328 with a team-high tying 12 multi-hit games.

**HIGH SCHOOL:** Graduated in 2010 from Napa (Calif.) High School...lettered four years in softball for head coach John O'Connor...Four-time all-county selection...team won back-to-back Monticello Empire League championships (2007-08)...named Defensive Player of the Year her senior season ...played club ball for USA Elite (coach Tom Vance) and Sorcerer Softball Academy

**PERSONAL:** Plans to major in nutritional science with an emphasis in sports nutrition...enjoys hiking and shopping...a member of the Student-Athlete Advisory Committee...Devin Marie Caldwell was born in Napa, Calif., on September 23, 1992.

### Sacramento State Career Statistics - Hitting

YEAR	G-GS	AB	R	H	RBI	AVG	2B	3B	HR	SB-ATT	SAC	BB	PO	A	E	F.Pct
2011	43-42	128	12	42	14	.328	7	0	0	1-4	4	3	82	63	5	.967
2012	45-45	152	27	49	19	.322	6	1	1	3-4	2	10	105	70	4	.978
Totals	88-88	280	39	91	33	.325	13	1	1	4-8	6	13	187	133	9	.973



#26

# ALYSSA MARTINEZ

INF·R/R

5-3·FRESHMAN

WASCO, CALIF.

WASCO UNION HS



**SJSU:** In her first year at San Jose State.

**HIGH SCHOOL:** A 2012 graduate of Wasco (Calif.) Union High School...earned four letters in softball for head coach Christina Nance...In her senior season, was named first team All-South Sequoia League...2011 team won the Sequoia South League championship...that year, she was named the South Sequoia League Most Valuable Player...played club ball for the Central Cal Dirt Dogs (coach Ralph Herrera).

**PERSONAL:** Plans to major in nursing...enjoys going to the beach and being outdoors...Alyssa Lorraine Martinez was born in Bakersfield, Calif., on November 26, 1993.



#33

# TAYLOR PURDY

INF·R/R

5-7·FRESHMAN

BARSTOW, CALIF.

BARSTOW HS



**SJSU:** In her first season at San Jose State.

**HIGH SCHOOL:** Graduated in 2012 from Barstow (Calif.) High School...lettered in softball for head coach Richard Johannsen...team won Desert Sky League titles her sophomore and junior seasons, and went to the CIF-Southern Section playoffs for three year...named to the California Southern Section All-Division IV Team, Desert Sky League player of the year...her season season...hit a .514, drove in 47 runs, hit 14 doubles, six triples, and 14 home runs that year, and struck out just twice during her final three high school years...played club ball for California Lite U-18 Gold (coach Pam Newton).

**PERSONAL:** Plans to major in sociology with a minor in business management...plans to own a business...Taylor Alexis Purdy was born on September 19, 1994 in Victorville, Calif.



#24

MARISSA TOY  
INF·R/R  
5-2·FRESHMAN  
RIVERBANK, CALIF.  
OAKDALE HS



**SJSU:** Second season at San Jose State.

**2012:** Did not see action on the field.

**HIGH SCHOOL:** Three-year letterwinner at Oakdale High School for head coach Larry Loger...two-time first team All-Valley Oak League selection...all-district honoree in 2010...hit .352 her senior year with 13 stolen bases...helped lead her team to back-to-back VOL Championships...played club for USA Elite and head coach Stan McFadden.

**PERSONAL:** Pre-nursing major...would like to be a nurse practitioner...enjoys reading and shopping ...Marissa Nicole Toy was born on July 19, 1993, in Modesto, Calif.



#42

CASEY WATT  
INF/OFF R/R  
5-2 FRESHMAN  
SALINAS, CALIF.  
SALINAS HS



**SJSU:** In her first season at San Jose State.

**HIGH SCHOOL:** A 2012 graduate of Salinas (Calif.) High School...Lettered for four years in softball for coaches Elyssa Sigala and Efrain Gonzalez...Was a All Tri-County Athletic League selection and named to the All-Monterey County Softball Team by both the Salinas Californian and the Monterey County Herald as a junior...Also earned two letters in tennis.

**PERSONAL:** Plans to major in kinesiology...Casey Alexandra Watt was born on April 23, 1994 in Salinas, Calif.



# 2012 IN REVIEW









# 2012 FINAL

RECORD: 28-28 HOME: 14-7 AWAY: 14-11

<u>Player</u>	<u>AVG</u>	<u>GP</u>	<u>GS</u>	<u>AB</u>	<u>R</u>	<u>H</u>	<u>2B</u>	<u>3B</u>	<u>HR</u>	<u>RBI</u>	<u>TB</u>	<u>SLG%</u>
Cox, Michelle	.366	53	52	164	36	60	7	3	0	13	73	.445
Lopez, Breanna	.278	49	47	144	19	40	10	0	10	31	80	.556
Collins, Markesha	.275	53	52	153	40	42	8	0	4	19	62	.405
House, Vanessa	.266	51	49	143	22	38	4	2	6	29	64	.448
Garcia, Jessica	.255	54	54	157	27	40	9	0	2	38	55	.350
Wolfe, Annica	.252	52	52	139	11	35	5	0	3	16	49	.353
Stange, Alex	.218	53	48	124	9	27	7	0	2	16	40	.323
Garcia, BranDee	.193	52	51	114	14	22	3	0	0	6	25	.219
-----												
Freitas, Cheryl	.250	41	34	96	13	24	5	1	3	11	40	.417
Helm, Britney	.226	36	21	62	10	14	0	0	0	6	14	.226
Coenen, Sadie	.214	26	5	28	5	6	1	0	0	4	7	.250
Schatz, Amanda	.207	21	9	29	3	6	3	0	0	9	9	.310
Schultz, Nicole	.200	33	13	40	9	8	2	0	0	3	10	.250
Morentin, Dorothy	.125	27	6	16	1	2	1	0	0	1	3	.188
Estrada, Sharon-Ren	.125	7	2	8	1	1	1	0	0	1	2	.250
Zepeda, Jacqueline	.000	14	8	12	1	0	0	0	0	0	0	.000
Shanks, Lauren	.000	31	1	6	8	0	0	0	0	0	0	.000
Mertz, Kailey	.000	10	0	5	3	0	0	0	0	0	0	.000
Ziemann, Stephanie	.000	8	0	3	0	0	0	0	0	0	0	.000
Lang, Allison	.000	3	1	2	0	0	0	0	0	0	0	.000
<b>Totals</b>	<b>.253</b>	<b>56</b>	<b>56</b>	<b>1445</b>	<b>232</b>	<b>365</b>	<b>66</b>	<b>6</b>	<b>30</b>	<b>203</b>	<b>533</b>	<b>.369</b>
<b>Opponents</b>	<b>.254</b>	<b>56</b>	<b>56</b>	<b>1448</b>	<b>210</b>	<b>368</b>	<b>56</b>	<b>3</b>	<b>30</b>	<b>182</b>	<b>520</b>	<b>.359</b>

LOB - Team (320), Opp (345). DPs turned - Team (10), Opp (24). TPs turned - Team (0), Opp (1). CI - Team (0), Opp (0)

<u>Player</u>	<u>ERA</u>	<u>W</u>	<u>L</u>	<u>APP</u>	<u>GS</u>	<u>CG</u>	<u>SHO</u>	<u>CBO</u>	<u>SV</u>	<u>IP</u>	<u>H</u>	<u>R</u>
Pridmore, Amanda	2.08	18	15	38	31	25	4	0	3	209.0	159	82
Ames, Jennifer	4.69	3	8	21	13	2	0	0	1	71.2	105	68
-----												
Fish, Madison	3.74	5	3	12	5	1	1	0	0	39.1	42	26
Lang, Allison	3.82	2	1	17	5	1	0	0	0	40.1	49	24
Sauceda, Jordan	6.30	0	1	5	2	0	0	0	0	6.2	9	8
Gutierrez, Janessa	7.00	0	0	1	0	0	0	0	0	2.0	4	2
<b>Totals</b>	<b>3.05</b>	<b>28</b>	<b>28</b>	<b>56</b>	<b>56</b>	<b>29</b>	<b>5</b>	<b>0</b>	<b>4</b>	<b>369.0</b>	<b>368</b>	<b>210</b>
<b>Opponents</b>	<b>3.45</b>	<b>28</b>	<b>28</b>	<b>56</b>	<b>56</b>	<b>26</b>	<b>9</b>	<b>1</b>	<b>2</b>	<b>367.0</b>	<b>365</b>	<b>232</b>

PB - Team (2), Schatz 1, Garcia, J. 1, Opp (10). Pickoffs - Team (3), Garcia, J. 2, Morentin 1, Opp (1). SBA/ATT - Team (10)/10, Opp (10)/10



# STATISTICS

AY: 6-12 NEUTRAL: 8-9 WAC: 9-10

## Hitting

<u>BB</u>	<u>HBP</u>	<u>SO</u>	<u>GDP</u>	<u>OB%</u>	<u>SF</u>	<u>SH</u>	<u>SB</u>	<u>ATT</u>	<u>PO</u>	<u>A</u>	<u>E</u>	<u>FLD%</u>
22	3	10	0	.447	1	2	26	30	94	2	0	1.000
9	2	22	1	.325	2	0	0	2	0	0	0	.000
29	5	21	0	.406	0	0	14	16	52	0	2	.963
12	0	32	0	.321	1	0	6	8	72	7	3	.963
23	3	26	0	.353	4	1	0	1	262	48	2	.994
10	1	14	2	.305	1	1	1	1	44	67	11	.910
11	0	18	0	.279	1	0	0	0	276	9	5	.983
15	1	19	0	.292	0	0	6	7	65	75	24	.854
9	0	18	0	.311	1	0	1	2	47	35	6	.932
7	0	8	0	.304	0	1	4	4	34	3	0	1.000
1	0	10	0	.241	0	0	0	0	1	0	0	1.000
6	1	4	0	.361	0	0	0	0	41	2	0	1.000
2	1	5	1	.244	2	4	0	0	31	33	4	.941
1	0	4	0	.176	0	0	0	0	38	4	1	.977
0	1	4	0	.222	0	0	0	0	11	0	0	1.000
4	0	5	0	.250	0	0	0	1	10	12	6	.786
0	0	2	0	.000	0	0	1	2	5	0	0	1.000
1	0	0	1	.167	0	0	0	0	0	2	2	.500
0	0	2	0	.000	0	0	0	0	1	0	0	1.000
1	0	1	0	.333	0	0	0	0	1	22	0	1.000
<b>163</b>	<b>18</b>	<b>225</b>	<b>5</b>	<b>.333</b>	<b>13</b>	<b>9</b>	<b>59</b>	<b>74</b>	<b>1107</b>	<b>392</b>	<b>72</b>	<b>.954</b>
<b>149</b>	<b>18</b>	<b>275</b>	<b>3</b>	<b>.329</b>	<b>10</b>	<b>34</b>	<b>36</b>	<b>50</b>	<b>1101</b>	<b>454</b>	<b>81</b>	<b>.950</b>

Opp (2). IBB - Team (3), Cox 1, House 1, Garcia, J. 1, Opp (1). Picked off - Wolfe 1.

## Pitching

<u>ER</u>	<u>BB</u>	<u>SO</u>	<u>2B</u>	<u>3B</u>	<u>HR</u>	<u>AB</u>	<u>B/Avg</u>	<u>WP</u>	<u>HBP</u>	<u>BK</u>	<u>SFA</u>	<u>SHA</u>
62	69	201	20	2	18	768	.207	3	11	1	4	20
48	38	37	14	0	4	325	.323	8	2	1	2	10
21	20	17	11	1	3	154	.273	3	1	1	3	1
22	19	18	7	0	2	162	.302	6	3	1	1	3
6	3	1	2	0	2	29	.310	0	1	0	0	0
2	0	1	2	0	1	10	.400	0	0	0	0	0
<b>161</b>	<b>149</b>	<b>275</b>	<b>56</b>	<b>3</b>	<b>30</b>	<b>1448</b>	<b>.254</b>	<b>20</b>	<b>18</b>	<b>4</b>	<b>10</b>	<b>34</b>
<b>181</b>	<b>163</b>	<b>225</b>	<b>66</b>	<b>6</b>	<b>30</b>	<b>1445</b>	<b>.253</b>	<b>19</b>	<b>18</b>	<b>4</b>	<b>13</b>	<b>9</b>

Garcia, J. (21-32), Pridmore (13-23), Schatz (8-10), Ames (7-9), Morentin (7-8), Lang (8-8), Saucedo (4-5), Fish (4-5).



# FINAL STATISTICS

<u>Player</u>	<u>C</u>	<u>PO</u>	<u>A</u>	<u>E</u>	<u>FLD%</u>	<u>DPs</u>	<u>SBA</u>	<u>CSB</u>	<u>SBA%</u>	<u>PB</u>	<u>CI</u>
Cox, Michelle	96	94	2	0	1.000	1	0	0	-	0	0
Schatz, Amanda	43	41	2	0	1.000	0	8	2	.800	1	0
Helm, Britney	37	34	3	0	1.000	0	0	0	-	0	0
Lang, Allison	23	1	22	0	1.000	0	8	0	1.000	0	0
Estrada, Sharon-Ren	11	11	0	0	1.000	0	0	0	-	0	0
Shanks, Lauren	5	5	0	0	1.000	0	0	0	-	0	0
Sauceda, Jordan	2	1	1	0	1.000	0	4	1	.800	0	0
Coenen, Sadie <sup>1</sup>	1	0	0	1.000	0	0	0	-	0	0	
Ziemann, Stephanie	1	1	0	0	1.000	0	0	0	-	0	0
Garcia, Jessica <sup>312</sup>	262	48	2	.994	1	21	11	.656	1	0	
Stange, Alex	290	276	9	5	.983	9	0	0	-	0	0
Morentin, Dorothy	43	38	4	1	.977	0	7	1	.875	0	0
Pridmore, Amanda	57	14	41	2	.965	0	13	10	.565	0	0
Ames, Jennifer	28	3	24	1	.964	0	7	2	.778	0	0
House, Vanessa	82	72	7	3	.963	0	0	0	-	0	0
Collins, Markesha	54	52	0	2	.963	0	0	0	-	0	0
Schultz, Nicole	68	31	33	4	.941	1	0	0	-	0	0
Freitas, Cheryl <sup>88</sup>	47	35	6	.932	4	0	0	-	0	0	
Wolfe, Annica	122	44	67	11	.910	1	0	0	-	0	0
Garcia, BranDee	164	65	75	24	.854	2	0	0	-	0	0
Fish, Madison	10	3	5	2	.800	1	4	1	.800	0	0
Zepeda, Jacqueline	28	10	12	6	.786	1	0	0	-	0	0
Mertz, Kailey	4	0	2	2	.500	0	0	0	-	0	0
Gutierrez, Janessa	2	1	0	1	.500	0	0	0	-	0	0
Lopez, Breanna	0	0	0	0	.000	0	0	0	-	0	0
<b>Totals</b>	<b>1571</b>	<b>1107</b>	<b>392</b>	<b>72</b>	<b>.954</b>	<b>10</b>	<b>36</b>	<b>14</b>	<b>.720</b>	<b>2</b>	<b>0</b>
<b>Opponents</b>	<b>1636</b>	<b>1101</b>	<b>454</b>	<b>81</b>	<b>.950</b>	<b>24</b>	<b>59</b>	<b>15</b>	<b>.797</b>	<b>10</b>	<b>2</b>

Hitting minimums - 1 Games 1 AB 2.0 AB/Game

Pitching minimums - 1 Games 1.0 IP/Game

! = Kajikawa Classic, Tempe, Ariz.

# = Louisville Slugger Desert Classic, Las Vegas,

\$ = Deanna Mauer Super Series

% = SCU Invitational

^ = Stanford Louisville Slugger Classic

& = Gaucho Classic II, Santa Barbara, Calif.

\* = WAC game

+ = WAC Tournament, Las Cruces, N.M.

() extra inning game



# 2012 FINAL RESULTS

	<u>Game date</u>	<u>Opposing team</u>	<u>Score</u>	<u>r-h-e</u>	<u>r-h-e</u>	<u>Inns</u>	<u>Overall</u>	<u>WAC</u>	<u>Pitcher of record</u>	<u>Attend</u>	<u>Time</u>	
!	Feb 09	at Arizona State	L 0-4	0-1-0	4-7-1	7	0-1-0	0-0-0	Pridmore (L 0-1)	878	1:40	
!	Feb 10	vsWashington	L 4-9	4-6-3	9-12-0	7	0-2-0	0-0-0	Ames (L 0-1)	307	2:30	
!	Feb 10	vsCal Poly	W 15-3	15-7-2	3-5-2	5	1-2-0	0-0-0	Pridmore (W 1-1)	105	1:50	
!	Feb 11	vsOregon	L 0-9	0-4-0	9-12-2	5	1-3-0	0-0-0	Ames (L 0-2)	200	2:10	
!	Feb 11	vsTexas A&M	L 1-2	1-4-0	2-3-1	(8)	1-4-0	0-0-0	Pridmore (L 1-2)	54	1:40	
#	Feb 17	vsUtah	L 1-3	1-4-0	3-5-3	7	1-5-0	0-0-0	Pridmore (L 1-3)	68	1:57	
#	Feb 17	vsOhio State	L 3-6	3-6-1	6-10-1	7	1-6-0	0-0-0	Ames (L 0-3)	120	1:53	
#	Feb 18	vsCalifornia	L 0-7	0-2-1	7-10-0	7	1-7-0	0-0-0	Pridmore (L 1-4)	120	1:37	
#	Feb 18	vsUC Riverside	W 9-1	9-9-1	1-3-2	6	2-7-0	0-0-0	Pridmore (W 2-3)	80	1:42	
#	Feb 19	vsIdaho State	W 10-4	10-20-3	4-4-2	7	3-7-0	0-0-0	Ames (W 1-3)	85	1:45	
	Feb 22	SACRAMENTO STATE	W 5-4	5-4-2	4-8-1	7	4-7-0	0-0-0	Pridmore (W 3-4)	102	2:33	
	Feb 24	CSU BAKERSFIELD	L 1-4	1-7-2	4-11-1	7	4-8-0	0-0-0	Ames (L 1-4)	-	2:00	
	Feb 24	CSU BAKERSFIELD	W 4-3	4-8-0	3-6-0	7	5-8-0	0-0-0	Pridmore (W 4-4)	102	1:58	
	Feb 25	CSU BAKERSFIELD	W 9-1	9-7-0	1-4-2	5	6-8-0	0-0-0	Pridmore (W 5-4)	-	1:24	
	Feb 25	CSU BAKERSFIELD	W 6-3	6-8-1	3-9-3	7	7-8-0	0-0-0	Pridmore (W 6-4)	206	1:40	
	Feb 28	at Sacramento State	L 2-8	2-4-4	8-9-0	7	7-9-0	0-0-0	Ames (L 1-5)	111	1:56	
\$	Mar 02	SOUTHERN UTAH	L 2-7	2-8-1	7-12-1	7	7-10-0	0-0-0	Ames (L 1-6)	-	1:57	
\$	Mar 02	SOUTHERN UTAH	L 4-5	4-7-1	5-9-2	7	7-11-0	0-0-0	Lang (L 0-1)	112	1:42	
\$	Mar 03	SOUTHERN UTAH	W 6-4	6-7-0	4-10-4	7	8-11-0	0-0-0	Fish (W 1-0)	145	1:44	
\$	Mar 03	SANTA CLARA	W 2-1	2-4-0	1-5-1	7	9-11-0	0-0-0	Ames (W 2-6)	154	1:23	
\$	Mar 04	SANTA CLARA	W 9-5	9-8-1	5-6-4	7	10-11-0	0-0-0	Fish (W 2-0)	148	2:02	
	Mar 06	PACIFIC	L 0-6	0-6-4	6-8-0	7	10-12-0	0-0-0	Ames (L 2-7)	55	1:46	
%	Mar 09	SAINT MARY'S	W 6-5	6-6-2	5-8-5	7	11-12-0	0-0-0	Fish (W 3-0)	85	1:56	
%	Mar 09	UC SANTA BARBARA	W 3-1	3-5-1	1-8-1	7	12-12-0	0-0-0	Fish (W 4-0)	92	1:39	
^	Mar 10	vsJames Madison	W 9-1	9-11-1	1-3-2	7	13-12-0	0-0-0	Lang (W 1-1)	88	1:58	
^	Mar 10	vsCal Poly	W 8-4	8-10-2	4-7-2	7	14-12-0	0-0-0	Ames (W 3-7)	74	1:47	
^	Mar 11	vsColorado State	L 1-3	1-3-0	3-5-0	7	14-13-0	0-0-0	Fish (L 4-1)	198	1:39	
^	Mar 11	at Stanford	L 2-7	2-3-2	7-11-1	7	14-14-0	0-0-0	Sauceda (L 0-1)	257	1:38	
&	Mar 16	vsWisconsin	W 9-0	9-11-0	0-2-7	5	15-14-0	0-0-0	Pridmore (W 7-4)	105	1:30	
&	Mar 16	vsOklahoma State	W 1-0	1-0-0	0-4-3	(9)	16-14-0	0-0-0	Pridmore (W 8-4)	134	2:00	
&	Mar 18	at UC Santa Barbara	L 1-4	1-9-4	4-5-0	7	16-15-0	0-0-0	Pridmore (L 8-5)	-	1:50	
&	Mar 18	at UC Santa Barbara	L 2-7	2-7-3	7-11-0	7	16-16-0	0-0-0	Fish (L 5-2)	157	2:00	
*	Mar 23	at Hawai'i	L 1-4	1-6-0	4-1-0	7	16-17-0	0-1-0	Pridmore (L 8-6)	562	1:44	
*	Mar 24	at Hawai'i	W 4-2	4-6-1	2-2-1	7	17-17-0	1-1-0	Pridmore (W 9-6)	-	1:45	
*	Mar 24	at Hawai'i	L 0-8	0-0-3	8-9-1	6	17-18-0	1-2-0	Pridmore (L 9-7)	611	1:33	
*	Mar 30	LOUISIANA TECH	W 4-2	4-8-0	2-4-1	(10)	18-18-0	2-2-0	Pridmore (W 10-7)	-	2:21	
*	Mar 30	LOUISIANA TECH	W 7-0	7-9-1	0-1-1	7	19-18-0	3-2-0	Fish (W 5-2)	101	1:18	
*	Apr 06	at Nevada	W 11-2	11-12-1	2-5-3	5	20-18-0	4-2-0	Pridmore (W 11-7)	208	1:27	
*	Apr 07	at Nevada	L 0-1	0-2-0	1-4-1	7	20-19-0	4-3-0	Pridmore (L 11-8)	-	0:59	
*	Apr 07	at Nevada	W 10-0	10-10-0	0-2-2	5	21-19-0	5-3-0	Pridmore (W 12-8)	918	1:01	
*	Apr 15	FRESNO STATE	L 0-1	0-1-0	1-6-0	7	21-20-0	5-4-0	Pridmore (L 12-9)	-	1:24	
*	Apr 15	FRESNO STATE	W 2-1	2-7-1	1-3-1	7	22-20-0	6-4-0	Pridmore (W 13-9)	238	1:19	
	Apr 17	STANFORD	W 2-1	2-7-1	1-4-3	7	23-20-0	6-4-0	Pridmore (W 14-9)	188	1:53	
*	Apr 20	at Utah State	W 11-2	11-11-0	2-4-2	7	24-20-0	7-4-0	Pridmore (W 15-9)	-	2:10	
*	Apr 20	at Utah State	W 9-1	9-11-0	1-4-0	6	25-20-0	8-4-0	Pridmore (W 16-9)	277	1:45	
*	Apr 21	at Utah State	L 4-6	4-7-2	6-10-3	7	25-21-0	8-5-0	Pridmore (L 16-10)	325	1:45	
	Apr 26	at Utah Valley	W 10-6	10-13-3	6-8-5	7	26-21-0	8-5-0	Lang (W 2-1)	161	1:54	
Nev.	*	Apr 27	at BYU	L 4-5	4-8-3	5-8-0	7	26-22-0	8-6-0	Pridmore (L 16-11)	436	2:20
*	Apr 28	at BYU	L 2-3	2-3-2	3-6-0	7	26-23-0	8-7-0	Pridmore (L 16-12)	-	1:38	
*	Apr 28	at BYU	L 2-10	2-4-2	10-12-0	6	26-24-0	8-8-0	Fish (L 5-3)	494	1:50	
*	May 04	NEW MEXICO STATE	L 0-1	0-5-0	1-6-0	7	26-25-0	8-9-0	Pridmore (L 16-13)	206	1:42	
*	May 05	NEW MEXICO STATE	W 1-0	1-4-0	0-5-0	7	27-25-0	9-9-0	Pridmore (W 17-13)	-	1:28	
*	May 05	NEW MEXICO STATE	L 0-8	0-4-2	8-12-0	6	27-26-0	9-10-0	Ames (L 3-8)	286	1:49	
+	May 09	vsNevada	W 9-6	9-12-2	6-8-0	7	28-26-0	9-10-0	Pridmore (W 18-13)	262	2:13	
+	May 10	vsHawai'i	1-5	L 1-3-2	5-5-3	7	28-27-0	9-10-0	Pridmore (L 18-14)	0	1:43	
+	May 10	vsFresno State	3-4	L 3-6-4	4-7-0	(8)	28-28-0	9-10-0	Pridmore (L 18-15)	301	2:01	





# RECORD BOOK



Deanna Mauer pitched at San Jose State during the 2008 and 2009 seasons. She holds the school record for strikeouts in a game with 15 against Saint Mary's in 2008. Unfortunately, she died in a car crash in April, 2011. San Jose State Softball dedicated a patio near SJSU Field in Mauer's memory.

Deanna Mauer  
Memorial Patio Area





PLAYER	YEARS	PLAYER	YEARS	PLAYER	YEARS
Julianne Aiello	2009-10	Sarah Coughlin	1995-98	Maya Garcia	1996-99
Candice Akin	1999-2003	Michelle Cox	2012	Katie Gomes	2000-01
Christine Akin	2000-01	Tanisha Crawford	2003, 05-06	Miranda Gonzales	2002-03
Lindsey Allen	2004-05	Shelby Cromer	1996-97	Rosie Gonzalez	1992
Jennifer Ames	2008, 10-12	Peggy Cuppy	1986	Kim Green	1986-87
Shannon Anderson	2002-05	Gale Dean	1986-89	Jessica Guillen	2003-06
Gina Aning	1986	Megan Delgado	2003-04	Janessa Gutierrez	2011-12
Jana Arde	2002-05	Nikki Dequin	1998-99	Tina Hackett	1998
Laurie Arvin	1988	Jill Dolce	1987-88	Tara Hall	2002-03
Alanna Aweau	2008	Beckie Doremus	1994	Kelly Harrison	2006-07
Denise Bailey	1993-95	Patty Duke	1986	Natasha Hawkins	2007-10
Mallory Bair	2009-10	Danielle Eakins	2003-06	Kayla Hayes	2008-10
Becca Baldrige	1999, 01-03	Asia Easley	1998-2001	Britney Helm	2011-12
Kristy Ballinger	2004-06	Dianna Efthimos	1986	Misty Henry	1991
Amber Barnes	1998	Jennifer Ellinger	1998	Dawn Hilgenberg	1986-88
Elisa Barrios	2002-05	Leann Emery	1988-91	Carlie Hill	2003-06
Roxanne Bejarano	2007-08	Sharon-Renae Estrada	2012	Erin Horiuchi	2004
Julie Bent	1990	Christy Eustice	1987-89	Vanessa House	2012
Kim Bentley	1999-2000	Monica Facio	2001	Adrienne Hull	2003-05
Chris Berti	1986-87	Kelli Fangonilo	2008-10	Kasey Igarta	2005-08
Lynn Boskie	1987	Regina Farfan	2006	Jaclyn Imhof	2010
Andrea Bott	2009-10	Brianne Ferguson	2002	Yolanda Inda	1997-98
Holly Brink	1992-95	Sharel Fernandez	1986	Michelle Irvine	1986
Dannielle Brown	2006-08, 10	Lisa Ferrante	1986-87	Lindsay Jarrell	1995-98
Joyce Brune	1988	Tiffany Finlay	2002	Jackie Jimenez	2000-01
Sharon Cafini	1987-90	Madison Fish	2012	Alicia Johnson	1998
Kat Castro	2005	Krysha Fitzgerald	2009-10	Kim Johnson	1990-92
Vanessa Chagoya	2006-09	Lauren Flores	2008	Kara Kanney	1996-98, 00
Kelly Clark	1992-95	Carol Forbes	2002-05	Ariana Kechriotis	1996-99
Tara Clark	1997	Kirsten Foster	1998-01	Michelle Kelley	2004-05
Sadie Coenen	2011-12	Elyssa Fox	2009-11	Monique Kelley	2004-05
Markesha Collins	2010-12	Cheryl Freitas	2010-12	Karla Knicely	1992
Kelly Conrardy	1987	Paula Frueh	1993-94	Shannon Krein	2007
Jenny Cook	1990-93	Shannon Galloway	1988-89	Justine Kunkel	2007
Anita Connor	1998	Alexandria Galusha	2008-09	Annissa Lagos	2008
Tiffany Cornelius	1987-90	BranDee Garcia	2010-12	Allison Lang	2012
		Jessica Garcia	2011-12	Angie Laolagi	1987-89



# E ROSTER

Christine Lavery .....2003	Cindy Oliver .....1992-93	Sarah Taniyama .....2008-09
Courtney Lewis .....2003-07	Morgan Otto .....2009-10	Jackie Tawney .....1991-94
Lindsay Lewis .....1996-99	Elizabeth Perez .....2007-08	Jill Tawney .....1994-97
Paula Lewis .....1989-92	Amy Phillips.....1994-95	Sarah Taylor .....2006-10
Corina Lilly .....1994-98	Nicole Phillips .....1999	Jennifer Tyler .....1999-2000
Dianna Lilly .....1999-02	Dena Pitts .....1994	Jen Vandenberg .....1994-95
Breanna Lopez.....2009-12	Cami Pogue .....1986-88	Vivian Villa .....1993-94
Heather Lopez .....2003-05	Jena Porto .....1995-96	Ashley Wagner .....2008
Tracy Lopez .....1991-92	Amanda Pridmore .....2009-10, 12	Lisa Wagner .....1986
Ursula Lopez .....2009-10	Valeri Quintero .....1994-97	Trina Walsh .....1990-93
Nicole Luna-Pickens.....2006-07	Sabrina Quintero .....1997-99, 01	Amy Walter .....2000-01
Lorena Martinez.....2005-07	Megan Rabin .....1996	Lisa Wehren .....1990-93
Pat Martinez .....1993-96	Veronica Ramos .....2000-03	Nicole Wells .....2008-09
Tomiko Matsuno .....2007	Brooke Reed .....2000	Jennifer Whelen .....1997
Deanna Mauer .....2008-09	Tracy Reed .....1995	Devyn Whitcanack .....1998-99
Ali McCargo .....1986	Karlie Reiss .....2001-02	Mandy Winkley .....2006-07
Kelli McCollister .....2003-04	Janice Richner .....1988-91	Chyrstal Wise .....2004-06
Brittany McConnell ...2006-08, 10	Roz Rios .....1989-91	Annica Wolfe .....2011-12
Jen McMillen .....1992-94	Becky Roark .....2004	Noleana Woodard .....1989-93
Stefanie McMinn .....2002-03	Tina Roberts .....1988-89	Mitzi Zenger .....1990-93
Becky Mendez .....1999-00	Elizabeth Robertson.....2007-09	Niki Zenger .....1998
Stephanie Mendoza.....1988-90	Tami Rudd .....1988-91	Jacqueline Zepeda .....2011-12
Jane Meneses .....1989-90	Victoria Ruelas .....1995-97	Stephanie Ziemann .....2010-12
Kailey Mertz .....2011-12	Gina Saldaña .....2000-01	
Kristine Miles .....2006-07	Marissa Sandez .....2003	
Stephanie Miran .....2003	Jordan Saucedo .....2012	
Alex Molina .....2011	Amanda Schatz .....2009, 11-12	
Dorothy Morentin .....2011-12	Nicole Schultz .....2012	
Michelle Morga .....1996-99	Lauren Shanks .....2009-12	
Heather Morgan .....2003	Suzy Sheets .....1987-88	
Laurie Morgenthal .....1988	Heather Sindlinger .....2000-01	
Tricia Morse .....1993-94	Sarah Smith .....2005-08	
Kelli Moulden.....1986-89	Roxanne Staniorski .....2000-01	
Alissa Murphy .....2008-09	Alex Stange .....2009-12	
Michelle Newbold .....2004-05	Laura Stankovich .....1991-92	
Janielle Nickles .....2005	Darcy Stapley .....1989-92	
Nicole Nunes.....1997	Alyssa Sulay .....2007-10	



## ALL-AMERICA

- 1992 Jackie Tawney, 3B, Third Team  
 1992 Noleana Woodard, OF, Third Team  
 1990 Sharon Cafini, OF, Third Team

## GTE/CoSIDA ACADEMIC ALL-AMERICA

- 1991 Roz Rios, 2B, Third Team  
 1990 Roz Rios, 2B, Second Team

## CoSIDA ACADEMIC ALL-DISTRICT

- 2007 Kelly Harrison, P, Second Team  
 2006 Courtney Lewis, UT, First Team  
 Carlie Hill, INF, Second Team  
 2003 Tara Hall, 2B  
 1997 Victoria Ruelas, 3B  
 1991 Roz Rios, 2B  
 1990 Roz Rios, 2B

## NSCA ACADEMIC ALL-AMERICA

- 1993 Lisa Wehren, P  
 1991 Roz Rios, 2B  
 Lisa Wehren, P  
 Jenny Cook, OF  
 Tami Rudd, C

## ACADEMIC All-WAC

- 2012 Michelle Cox, OF  
 Cheryl Freitas, INF  
 Vanessa House, OF  
 Allison Lang, P  
 Breanna Lopez, DP  
 Amanda Pridmore, P  
 Nicole Schultz, UT  
 Lauren Shanks, OF  
 Alex Stange, INF  
 2011 Cheryl Freitas, INF  
 BranDee Garcia, INF/OF  
 Jessica Garcia, C/OF  
 Janessa Gutierrez, P  
 Breanna Lopez, DP

- 2010 Julianne Aiello, INF  
 Cheryl Freitas, INF/OF  
 BranDee Garcia, INF/OF  
 Breanna Lopez, C/DP  
 Amanda Pridmore, P  
 Lauren Shanks, OF  
 2009 Julianne Aiello, INF  
 Andrea Bott, OF  
 Kayla Hayes, OF  
 Breanna Lopez, C  
 Amanda Pridmore, P  
 Alyssa Murphy, OF  
 2008 Kayla Hayes, OF  
 Roxanne Bejarano, P  
 Kasey Igarta, INF  
 2007 Roxanne Bejarano, P  
 Kelly Harrison, P  
 Kasey Igarta, INF  
 Kristine Miles, INF  
 Elizabeth Robertson, INF  
 Mandy Winkley, UT  
 2005 Kristy Ballinger, INF  
 Elisa Barrios, OF  
 Monique Kelley, C  
 Courtney Lewis, OF  
 Michelle Newbold, 2B  
 2004 Elisa Barrios, OF  
 Monique Kelley, C  
 Courtney Lewis, OF  
 2003 Elisa Barrios, OF  
 Tara Hall, 2B  
 Courtney Lewis, OF  
 2002 Elisa Barrios, OF  
 Brianne Ferguson, P  
 Tara Hall, 2B  
 Dianna Lilly, 1B  
 2001 Dianna Lilly, 1B  
 2000 Kim Bentley, OF  
 Dianna Lilly, INF  
 1999 Kim Bentley, OF



# HONORS

- Nikki Dequin, OF
- 1998 Nikki Dequin, OF
- 1997 Victoria Ruelas, SS

## NCAA ALL-WEST REGION

- 2005 Elisa Barrios, OF, First Team
- 1996 Pat Martinez, OF, Second Team
- 1995 Pat Martinez, OF, Second Team  
Victoria Ruelas, 3B, Second Team
- 1994 Pat Martinez, OF, First Team
- 1993 Jackie Tawney, 3B, First Team  
Noleana Woodard, OF, Second Team  
Pat Martinez, OF, Second Team
- 1992 Jackie Tawney, 3B, First Team  
Noleana Woodard, OF, First Team



*Noleana Woodard was inducted in to the San Jose State Athletics Hall of Fame in 2002. She was a 1992 third team All-America selection and named All-Big West each season she competed.*

- 1990 Sharon Cafini, OF, First Team  
Darcy Stapley, OF, Second Team
- 1989 Janice Richner, OF, First Team  
Noleana Woodard, DP, Second Team  
Tiffany Cornelius, SS, Second Team  
Angie Laolagi, 1B, Second Team

## All-WAC

- 2012 Amanda Pridmore, P, First Team
- 2010 Julianne Aiello, 2B, Second Team  
Brittany McConnell, C, Second Team
- 2009 Sarah Taylor, OF, Second Team
- 2008 Sarah Taylor, OF, Second Team
- 2007 Liz Perez, OF, First Team
- 2006 Courtney Lewis, UT, First Team  
Mandy Winkley, OF, Second Team  
Carlie Hill, 1B, Second Team At-Large
- 2005 Carol Forbes, P, Second Team  
Elisa Barrios, OF, At-Large
- 2004 Carlie Hill, SS, Second Team
- 2003 Becca Baldrige, OF, Second Team
- 2002 Veronica Ramos, 3B, Second Team
- 2001 Veronica Ramos, 3B, Second Team  
Roxanne Staniorski, C, Second Team  
Amy Walter, UT, Second Team
- 2000 Jackie Jimenez, OF, First Team  
Kim Bentley, OF, First Team  
Roxanne Staniorski, C, Second Team
- 1998 Jen Ellinger, DP, Second Team
- 1997 Maya Garcia, OF, Second Team

## All-BIG WEST

- 1996 Pat Martinez, OF, First Team  
Valeri Quintero, 2B, Second Team
- 1995 Pat Martinez, OF, Second Team
- 1994 Jackie Tawney, 3B, First Team  
Pat Martinez, OF, First Team
- 1993 Jackie Tawney, 3B, First Team  
Noleana Woodard, OF, First Team  
Pat Martinez, OF, Honorable Mention



# SPARTAN HONORS



*Jackie Jimenez was the 2000 WAC Freshman of the Year.*

- 1992 Jackie Tawney, 3B, First Team  
Noleana Woodard, OF, First Team  
Darcy Stapley, OF, Second Team
- 1991 Noleana Woodard, OF, Second Team  
Roz Rios, 2B, Honorable Mention
- 1990 Sharon Cafini, OF, First Team  
Trina Walsh, DP, Second Team  
Lisa Wehren, P, Honorable Mention
- 1989 Janice Richner, OF, First Team  
Noleana Woodard, DP, First Team  
Tiffany Cornelius, SS, Second Team  
Angie Laolagi, 1B, Second Team  
Gale Dean, P, Honorable Mention
- 1988 Tiffany Cornelius, 3B, Second Team
- 1987 Lisa Ferrante, OF, Second Team

## WAC FRESHMAN OF THE YEAR

- 2000 Jackie Jimenez

## WAC COACH OF THE YEAR

- 2006 Dee Dee Enabenter-Omidiji

## BIG WEST COACH OF THE YEAR

- 1989 Kathy Strahan

## PLAYERS OF THE WEEK

- 2011 Jennifer Ames – February 21
- 2010 Jennifer Ames – March 1  
Kelli Fangonilo – March 8
- 2006 Kelly Harrison – February 13  
Courtney Lewis – March 27  
Mandy Winkley – April 10  
Mandy Winkley – April 24
- 2005 Carol Forbes – May 16  
Carlie Hill – May 16  
Carol Forbes – April 11  
Elisa Barrios – March 21  
Carol Forbes – March 6  
Carol Forbes – February 21
- 2003 Carol Forbes - April 7  
Carol Forbes - March 17  
Becca Baldrige - February 17
- 2002 Carol Forbes - March 11  
Veronica Ramos - April 8  
Brianna Ferguson - May 13
- 2001 Amy Walter - February 12  
Veronica Ramos - March 12  
Sabrina Quintero - March 19
- 2000 Kara Kanney - March 13  
Roxanne Staniorski - February 21
- 1999 Nicole Phillips – March 8
- 1998 Corina Lilly, Kara Kanney - May 11
- 1995 Pat Martinez - March 27
- 1994 Dena Pitts, Jackie Tawney - April 11
- 1993 Jackie Tawney - March 30
- 1992 Noleana Woodard - May 11  
Anne Walsh, Jackie Tawney - March 16
- 1991 Noleana Woodard - April 22
- 1990 Roz Rios - May 7  
Sharon Cafini - April 30



# INDIVIDUAL RECORDS

## HITTING

### GAMES

Season	69	Four Players
Career	247	Veronica Ramos, 2000-03

### BATTING AVERAGE

Season	.408	Victoria Ruelas, 1997
Career	.353	Victoria Ruelas, 1995-97

### AT BATS

Game	7	Sharon Cafini, vs. Long Beach State, 4/9/90
	7	Darcy Stapley, vs. UNLV, 4/17/92
	7	Jackie Tawney, vs. UNLV, 4/17/92
	7	Sarah Taylor, vs. Nevada, 5/2/09
Season	221	Pat Martinez, 1994
Career	768	Pat Martinez, 1993-96

### RUNS

Game	4	Courtney Lewis, vs. Louisiana Tech, 5/14/05
	4	Michelle Cox, vs. Cal Poly, 2/10/12
	4	Michelle Cox, at Nevada, 4/6/12
	4	Markesha Collins, at Utah State, 4/20/12
Season	46	Courtney Lewis, 2005
Career	117	Pat Martinez, 1993-96

### HITS

Game	4	Several players
Season	83	Pat Martinez, 1994
Career	266	Pat Martinez, 1993-96

### HITTING STREAK

19 games, Michelle Cox, 2012

### DOUBLES

Game	3	Cheryl Freitas, at Nevada, 4/7/12
	3	Jessica Garcia, at Utah State, 4/21/12
Season	17	Kelli Fangonilo, 2010
Career	42	Veronica Ramos, 2000-03

### TRIPLES

Game	2	Several players
Season	12	Angie Laolagi, 1989

Career	22	Pat Martinez, 1993-96
	22	Angie Laolagi, 1987-89

### HOME RUNS

Game	2	Sharon Cafini, vs. USF, 3/4/88
	2	Anita Connor, vs. Saint Mary's, 4/28/98
	2	Kara Kanney, vs. San Francisco State, 2/15/00
	2	Kara Kanney, vs. Santa Clara, 4/6/00
	2	Jessica Guillen, vs. Fresno State, 5/5/06
	2	Brittany McConnell, vs. Dartmouth, 3/4/07
	2	Brittany McConnell, vs. New Mexico State, 4/26/08
	2	Brittany McConnell, vs. Utah State, 4/4/08
	2	Brittany McConnell, vs. Northern Colorado, 2/27/10
	2	Annica Wolfe, vs. Nevada, 5/9/12
Season	13	Brittany McConnell, 2008
Career	27	Brittany McConnell, 2006-09
	27	Kara Kanney, 1996-00

### RUNS BATTED IN

Game	8	Brittany McConnell, vs. New Mexico State, 4/26/08
Season	51	Brittany McConnell, 2008
Career	119	Brittany McConnell, 2006-09

### STOLEN BASES

Game	3	Seven players
Season	30	Noleana Woodard, 1989
Career	80	Noleana Woodard, 1989-93

### SACRIFICES

Game	3	Jill Tawney, vs. UNLV, 4/3/96
	3	Christy Eustice, vs. Cal Poly SLO, 2/27/88
	3	Holly Brink, vs. Santa Clara, 2/26/95
Season	24	Rosalind Badger, 1989
Career	57	Michelle Morga, 1996-99

### WALKS

Game	4	Natasha Hawkins, vs. Louisiana Tech, 5/12/10
Season	30	Brittany McConnell, 2010



# INDIVIDUAL RECORDS

Career 80 Kasey Igarta, 2007  
Kara Kanney, 1996-2000

## STRIKEOUTS

Game 4 Rosie Gonzalez,  
vs. Sacramento State, 4/15/92

## EXTRA-BASE HITS

Game 3 Angie Laolagi,  
vs. Fresno State, 5/4/87 (2-2B, 1-3B)  
3 Pat Martinez, vs. Cal State Fullerton,  
4/7/95 (2-2B, 1-HR)  
3 Courtney Lewis, vs. Saint Mary's,  
2/10/06 (2-2B, 1-3B)  
3 Brittany McConnell, vs. Utah State,  
4/4/08 (2-HR, 1-2B)  
3 Cheryl Freitas, at Nevada, 4/7/12 (3-2B)  
3 Jessica Garcia, at Utah State,  
4/21/12 (3-2B)

## PITCHING

### EARNED RUN AVERAGE

Season 0.77 Gale Dean, 1988  
Career 1.15 Anne Walsh, 1992  
1.18 Gale Dean, 1986-89

## WINS

Season 25 Carol Forbes, 2005  
Career 56 Corina Lilly, 1994-98

## SAVES

Season 5 Courtney Lewis, 2003  
5 Carol Forbes, 2005  
Career 8 Carol Forbes, 2002-05

## SHUTOUTS

Season 13 Carol Forbes, 2005  
Career 28 Carol Forbes, 2002-05

## COMPLETE GAMES

Season 34 Carol Forbes, 2005  
Career 94 Gale Dean, 1986-89

## INNINGS PITCHED

Game 14 Amanda Pridmore, 2009  
Season 283.1 Carol Forbes, 2005

Career 935.1 Carol Forbes, 2002-05

## STRIKEOUTS

Game 15 Deanna Mauer,  
vs. Saint Mary's, 2/23/08  
Season 230 Carol Forbes, 2005  
Career 644 Carol Forbes, 2002-05

## NO-HITTERS

Season 2 Courtney Lewis, vs. Grambling, 6-0, 2005  
Courtney Lewis, vs. St. Francis, 9-0, 2005  
1 Carol Forbes,  
vs. Louisiana Tech, 4-0, 2005  
1 Kat Castro, vs. Grambling, 6-0, 2005  
1 Carol Forbes, vs. Menlo, 9-0, 2003  
1 Amy Phillips, vs. Stanford, 16-0, 1994  
1 Trina Walsh, vs. Stanford, 10-0, 1992  
1 Dawn Hilgenberg,  
vs. S.F. State, 3-0, 1986  
1 Gale Dean, vs. Chico State, 3-0, 1987  
1 Leann Emery, vs. St. Mary's, 10-0, 1991  
1 Mitzi Zenger, vs. Stanford, 19-0, 1993  
Career 2 Carol Forbes, 2002-05  
2 Courtney Lewis, 2003-05

## PERFECT GAME

Season & Career 1 Carol Forbes,  
vs. Louisiana Tech, 4-0, Feb. 18, 2005



*The 1994 Spartans had the most hits (475), games (69), and at bats (1,757) in school history.*



# TEAM RECORDS

## HITTING

Games .....	69, 2002, 1994
Wins .....	36, 1989, 2005
Losses .....	47, 1999
Winning Percentage .....	.590 (36-25), 2005
Winning Streak .....	11 (Feb. 26-Mar. 15, 1992)
Losing Streak .....	13 (4/01-2/02)
Longest Game (time) .....	3:32, vs. UNLV, April 17, 1992
Longest Game (innings).....	15, vs. UNLV, April 17, 1992
Batting Average .....	.284, 2010
Slugging Percentage .....	.417, 2010
On Base Percentage .....	.371, 2010
At Bats.....	1,757, 1994
Runs.....	304, 2010
Hits .....	475, 1994
Doubles .....	88, 2010
Triples .....	33, 1986
Home Runs .....	38, 2010
Runs Batted In .....	263, 2010
Total Bases .....	685, 2010
Walks .....	206, 2010
Hit By Pitch .....	30, 2010
Stolen Bases .....	78, 1993 & 2010
Sacrifices .....	105, 1988

## PITCHING

Earned Run Average .....	1.08, 1992
Wins .....	36, 1989, 2005
Saves .....	6, 2001, 2003 & 2005
Complete Games.....	53, 1987
Shutouts .....	22, 2005
Innings Pitched .....	463.2, 2002
Strikeouts .....	316, 2008
Wild Pitches.....	65, 1999
No-Hitters .....	3, 2005
Perfect Game .....	1, 2005

## FIELDING

Fielding Percentage .....	.968, 2001
Chances .....	2190, 1989
Putouts.....	1391, 2002
Assists .....	765, 1989
Errors .....	115, 1989
Double Plays Turned .....	28, 1990
Passed Balls .....	23, 1997

## Single Game Records

### HITTING

At-Bats .....	54, vs. UNLV, 4/17/92
Runs.....	16, vs. Northern Colorado, 2/27/10
.....	vs. Stanford, 2/13/94
Hits .....	18, vs. Oregon, 3/26/86
Runs Batted In .....	16, vs. Northern Colorado, 2/27/10
Doubles.....	6, CSU Bakersfield, 2/25/12
Triples .....	4, vs. Oregon, 3/26/86
.....	vs. Cal Poly SLO, 2/27/88
.....	vs. Stanford, 4/14/93
.....	vs. Tulsa, 5/10/97
Home Runs .....	5, vs. Nevada, 5/9/12
Walks .....	11, vs. Utah State, 4/5/08,
.....	vs. Cal Poly, 2/10/12,
Strikeouts.....	16, vs. Iowa, 3/11/07
Stolen Bases .....	8, Delaware, 2/26/05
Sacrifices .....	6, vs. Cal Poly SLO, 2/27/88
.....	vs. Central Michigan, 3/17/89
.....	vs. Texas Tech, 3/18/98
Extra-base hits.....	8, vs. Utah State, 4/4/08

### PITCHING

Innings pitched	15, vs. UNLV, 4/17/92
Batters struckout	15, vs. Saint Mary's, 2/23/08



# SINGLE SEASONS

## BATTING AVG (min. 2 AB/team game)

1.	.408	Victoria Ruelas	1997
2.	.390	Elisa Barrios	2005
3.	.380	Courtney Lewis	2005
4.	.376	Pat Martinez	1994
5.	.366	Michelle Cox	2012
6.	.364	Kelli Fangonilo	2010
7.	.358	Pat Martinez	1996
8.	.354	Liz Perez	2007
9.	.348	Julianne Aiello	2010
	.348	Victoria Ruelas	1995

## SLUGGING PERCENTAGE

1.	.605	Elisa Barrios	2005
2.	.602	Kara Kanney	2000
3.	.575	Brittany McConnell	2008
4.	.572	Kelli Fangonilo	2010
5.	.566	Victoria Ruelas	1997
6.	.556	Breanna Lopez	2012
7.	.553	Anita Connor	1998
8.	.545	Kara Kanney	1998
9.	.541	Pat Martinez	1996
10.	.536	Brittany McConnell	2010

## ON-BASE PERCENTAGE

1.	.447	Michelle Cox	2012
2.	.443	Liz Perez	2007
3.	.434	Kelli Fangonilo	2010
4.	.431	Victoria Ruelas	1997
5.	.424	Pat Martinez	1996
6.	.420	Courtney Lewis	2005
7.	.419	Kara Kanney	2000
8.	.416	Natasha Hawkins	2010
9.	.414	Julianne Aiello	2010
	.414	Brittany McConnell	2010

## GAMES PLAYED

1.	69	Elisa Barrios	2002
	69	Jackie Tawney	1994
	69	Pat Martinez	1994
	69	Kelly Clark	1994
5.	68	Karlie Reiss	2002
	68	Tricia Morse	1994
	68	Holly Brink	1994
8.	67	Dianna Lilly	2002
	67	Becca Baldrige	2001
	67	Katie Gomes	2001
	67	Roxanne Staniorski	2001
	67	Denise Bailey	1994

## AT BATS

1.	221	Pat Martinez	1994
2.	219	Pat Martinez	1995
3.	213	Jackie Tawney	1994
4.	212	Valeri Quintero	1995
5.	210	Darcy Stapley	1990
6.	208	Sarah Taylor	2008
7.	206	Noleana Woodard	1989
8.	205	Courtney Lewis	2005
	205	Becca Baldrige	2002
10.	204	Valeri Quintero	1997

## RUNS

1.	46	Courtney Lewis	2005
2.	44	Kelli Fangonilo	2010
	44	Alyssa Sulay	2010



*Brittany McConnell holds three single-season hitting records for San Jose State.*

# ON LEADERS

4.	43	Noleana Woodard	1989
5.	42	Kelli Fangonilo	2008
	42	Valeri Quintero	1997
7.	41	Sarah Taylor	2008
8.	40	<b>Markesha Collins</b>	<b>2012</b>
	40	Liz Perez	2008
	40	Elisa Barrios	2005

## HITS

1.	83	Pat Martinez	1994
2.	80	Victoria Ruelas	1997
3.	78	Courtney Lewis	2005
4.	76	Elisa Barrios	2005
5.	72	Pat Martinez	1995
6.	71	Noleana Woodard	1989
7.	70	Victoria Ruelas	1995
	70	Jackie Tawney	1994
9.	68	Kelli Fangonilo	2010
10.	66	Roz Rios	1990

## RUNS BATTED IN

1.	51	Brittany McConnell	2008
2.	47	Brittany McConnell	2010
3.	42	Victoria Ruelas	1997
4.	39	Elisa Barrios	2005
5.	37	Carlie Hill	2005
6.	36	Pat Martinez	1996
7.	34	Kelli Fangonilo	2008
	34	Brittany McConnell	2007
9.	33	Sarah Taylor	2008
10.	32	Kayla Hayes	2008

## DOUBLES

1.	17	Kelli Fangonilo	2010
2.	16	Elisa Barrios	2005
3.	14	Veronica Ramos	2002
	14	Kara Kanney	1998
	14	Pat Martinez	1996
6.	13	Veronica Ramos	2000
7.	12	Sarah Taylor	2010
	12	Kelli Fangonilo	2009
	12	Brittany McConnell	2006

12	Pat Martinez	1994
----	--------------	------

## TRIPLES

1.	12	Angie Laolagi	1989
2.	10	Valeri Quintero	1997
3.	9	Pat Martinez	1994
	9	Lisa Ferrante	1986
5.	8	Valeri Quintero	1996
6.	7	Sarah Taylor	2009
7.	6	Jana Arde	2005
	6	Maya Garcia	1997
	6	Pat Martinez	1996
	6	Sharon Cafini	1990
	6	Angie Laolagi	1988
	6	Cami Pogue	1986

## HOME RUNS

1.	13	Brittany McConnell	2008
2.	11	Kara Kanney	2000
3.	10	Breanna Lopez	2012
4.	8	Brittany McConnell	2010
5.	7	Brittany McConnell	2007
	7	Mandy Winkley	2006
	7	Anita Connor	1998
8.	6	<b>Vanessa House</b>	<b>2012</b>
	6	Kelli Fangonilo	2010
	6	Sarah Smith	2007
	6	Elisa Barrios	2005
	6	Jenn Ellinger	1998
	6	Kara Kanney	1998

## TOTAL BASES

1.	118	Elisa Barrios	2005
2.	116	Pat Martinez	1994
3.	111	Victoria Ruelas	1997
4.	107	Kelli Fangonilo	2010
	107	Brittany McConnell	2008
6.	97	Courtney Lewis	2005
7.	95	Pat Martinez	1995
8.	93	Victoria Ruelas	1995
9.	91	Sharon Cafini	1990
10.	90	Angie Laolagi	1989



# SINGLE SEAS

## WALKS

1.	30	Brittany McConnell	2010
	30	Kasey Igarta	2007
3.	<b>29</b>	<b>Markesha Collins</b>	<b>2012</b>
4.	28	Kara Kanney	2000
5.	27	Britney Helm	2011
	27	Veronica Ramos	2002
7.	24	Natasha Hawkins	2010
8.	<b>23</b>	<b>Jessica Garcia</b>	<b>2012</b>
9.	<b>22</b>	<b>Michelle Cox</b>	<b>2012</b>
	22	Kelli Fangonilo	2010
	22	Jen VanDenberg	1995
	22	Tami Rudd	1991

## HIT BY PITCH

1.	9	Kayla Hayes	2008
	9	Becca Baldridge	2001
3.	7	Kasey Igarta	2005
	7	Veronica Ramos	2003
5.	6	Urusla Lopez	2009
	6	Kelli Fangonilo	2008
	6	Dannielle Brown	2007
	6	Ariana Kechriotis	1999
	6	Noleana Woodard	1992
9.	<b>5</b>	<b>Markesha Collins</b>	<b>2012</b>
	5	Natasha Hawkins	2007
	5	Brittany McConnell	2006
	5	Danielle Eakins	2006
	5	Veronica Ramos	2002

## SACRIFICES

1.	24	Roz Rios	1989
2.	21	Michelle Morga	1998
3.	20	Tiffany Cornelius	1990
4.	19	Christy Eustice	1988
	19	Roz Rios	1991
6.	18	Michelle Morga	1997
7.	17	Amy Walter	2000
	17	Jackie Tawney	1993
	17	Tiffany Cornelius	1988
10.	16	Amy Walter	2001
	16	Michelle Morga	1999
	16	Maya Garcia	1998

16 Janice Richner 1990

## STOLEN BASES

1.	30	Noleana Woodard	1989
2.	<b>26</b>	<b>Michelle Cox</b>	<b>2012</b>
3.	21	Alyssa Sulay	2010
	21	Noleana Woodard	1993
5.	18	Sarah Taylor	2009
	18	Elisa Barrios	2005
	18	Jackie Tawney	1994
8.	17	Liz Perez	2007
	17	Jackie Tawney	1993
	17	Darcy Stapley	1992

## PITCHING

### ERA (min. 100 IP)

1.	0.77	Gale Dean	1988
2.	0.80	Mitzi Zenger	1992
3.	0.94	Gale Dean	1989
4.	1.00	Lisa Wehren	1990
5.	1.02	Gale Dean	1986
6.	1.09	Lean Emery	1991
7.	1.12	Lisa Wehren	1992
	1.12	Lean Emery	1990
9.	1.15	Anne Walsh	1992
10.	1.44	Carol Forbes	2003
11.	1.47	Lisa Wehren	1991
12.	1.55	Lean Amery	1988
13.	1.61	Carol Forbes	2005
14.	1.67	Sabrina Quintero	2001
15.	1.68	Tina Roberts	1988

### Lowest opponent batting avg. (min 100 IP)

1.	.026	Sabrina Quintero	1997
2.	.195	Gale Dean	1988
3.	.200	Gale Dean	1986
4.	<b>.208</b>	<b>Amanda Pridmore</b>	<b>2012</b>
5.	.213	Sabrina Quintero	2001
6.	.215	Carol Forbes	2005
7.	.218	Carol Forbes	2003
8.	.222	Dawn Hilgenberg	1986
9.	.232	Courtney Lewis	2006
10.	.236	Sabrina Quintero	1999

# ON LEADERS

## Fewest walks allowed/7 inn game (min. 75 IP)

1.	0.53	Leann Emery	1990
2.	0.63	Dawn Hilgenberg	1986
3.	0.88	Christine Akin	2000
4.	0.90	Leann Emery	1989
5.	0.91	Brooke Reed	2000
6.	0.92	Gale Dean	1986
7.	0.94	Carol Forbes	2005
8.	1.00	Carol Forbes	2004
9.	1.02	Carol Forbes	2003
10.	1.02	Tina Roberts	1988

## WINS

1.	25	Carol Forbes	2005
2.	22	Gale Dean	1989
3.	19	Carol Forbes	2003
4.	<b>18</b>	<b>Amanda Pridmore</b>	<b>2012</b>
	<b>18</b>	<b>Amanda Pridmore</b>	<b>2010</b>
	18	Corina Lilly	1995
7.	15	Roxanne Bejarano	2007
	15	Carol Forbes	2002
9.	14	Corina Lilly	1994
10.	13	Deanna Mauer	2008
	13	Corina Lilly	1996
	13	Lisa Wehren	1990
	13	Leann Emery	1989

## SAVES

1.	5	Carol Forbes	2005
	5	Courtney Lewis	2003
3.	4	<b>Amanda Pridmore</b>	<b>2010</b>
4.	3	<b>Amanda Pridmore</b>	<b>2012</b>
	3	<b>Amanda Pridmore</b>	<b>2009</b>
	3	Roxanne Bejarano	2007
	3	Sabrina Quintero	2001
	3	Lisa Wehren	1993
	3	Anne Walsh	1992
10.	2	Jennifer Ames	2011
	2	Kelly Harrison	2006
	2	Candice Akin	2001

## APPEARANCES

1.	52	Carol Forbes	2002
2.	51	Carol Forbes	2005
3.	44	Corina Lilly	1995
4.	43	Sabrina Quintero	2001
5.	42	Carol Forbes	2003
6.	41	Deanna Mauer	2008
7.	<b>40</b>	<b>Amanda Pridmore</b>	<b>2010</b>
8.	39	Carol Forbes	2004
	39	Gale Dean	1989
10.	<b>38</b>	<b>Amanda Pridmore</b>	<b>2012</b>
	<b>38</b>	<b>Amanda Pridmore</b>	<b>2009</b>
	38	Roxanne Bejarano	2007
	38	Sabrina Quintero	1997

## GAMES STARTED

1.	39	Carol Forbes	2005
2.	34	Gale Dean	1989
3.	33	Deanna Mauer	2008
	33	Corina Lilly	1995
5.	32	Carol Forbes	2004
	32	Carol Forbes	2002
7.	<b>31</b>	<b>Amanda Pridmore</b>	<b>2012</b>
8.	<b>30</b>	<b>Amanda Pridmore</b>	<b>2010</b>
	30	Brianne Ferguson	2002
10.	29	Carol Forbes	2003
	29	Gale Dean	1987



*Amanda Pridmore is the single-season leader in strikeouts per seven innings (6.71), set in 2012.*



# SINGLE SEAS

## COMPLETE GAMES

1.	34	Carol Forbes	2005
2.	28	Corina Lilly	1996
	28	Corina Lilly	1995
	28	Gale Dean	1989
5.	27	Gale Dean	1987
6.	26	Dawn Hilgenberg	1987
7.	<b>25</b>	<b>Amanda Pridmore</b>	<b>2012</b>
8.	21	Roxanne Bejarano	2007
	21	Sabrina Quintero	2001
	21	Lindsay Jarrell	1996
	21	Corina Lilly	1994
	21	Gale Dean	1986

## INNINGS PITCHED

1.	283.1	Carol Forbes	2005
2.	250.1	Carol Forbes	2002
3.	237.1	Gale Dean	1989
4.	235.1	Corina Lilly	1995
5.	209.1	Gale Dean	1987
6.	<b>209.0</b>	<b>Amanda Pridmore</b>	<b>2012</b>
7.	<b>207.2</b>	<b>Amanda Pridmore</b>	<b>2010</b>
8.	205.1	Corina Lilly	1996
9.	202.2	Carol Forbes	2004
10.	200.2	Sabrina Quintero	2001

## STRIKEOUTS

1.	230	Carol Forbes	2005
2.	<b>201</b>	<b>Amanda Pridmore</b>	<b>2012</b>
3.	173	Deanna Mauer	2008
4.	169	Sabrina Quintero	2001
5.	158	Carol Forbes	2003
6.	<b>151</b>	<b>Amanda Pridmore</b>	<b>2010</b>
7.	150	Roxanne Bejarano	2007
8.	142	Sabrina Quintero	1999
9.	128	Carol Forbes	2004
	128	Carol Forbes	2002


## STRIKEOUTS/7 INNINGS

1.	<b>6.73</b>	<b>Amanda Pridmore</b>	<b>2012</b>
2.	6.11	Sabrina Quintero	1999
3.	6.07	Deanna Mauer	2008
4.	5.98	Kelli McCollister	2003

5.	5.97	Courtney Lewis	2006
6.	5.90	Sabrina Quintero	2001
7.	5.82	Roxanne Bejarano	2008
8.	5.68	Carol Forbes	2005
9.	5.64	Roxanne Bejarano	2007
10.	5.56	Carol Forbes	2003
	5.56	Anne Walsh	1992

## SHUTOUTS

1.	13	Carol Forbes	2005
2.	9	Gale Dean	1990
3.	8	Corina Lilly	1994
4.	7	Carol Forbes	2003
	7	Candice Akin	2001
	7	Sabrina Quintero	2001
	7	Corina Lilly	1995
8.	6	Carol Forbes	2002
	6	Trina Walsh	1993
	6	Lisa Wehren	1993
	6	Lisa Wehren	1990
	6	Mitzi Zenger	1992



*Carol Forbes holds four career and eight single-season records. She also threw the only perfect game in the program's history.*

# ON LEADERS

## WILD PITCHES

1.	24	Lindsay Jarrell	1996
2.	23	Asia Easley	1999
3.	22	Candice Akin	1999
4.	20	Deanna Mauer	2008
5.	18	Sabrina Quintero	1999
6.	17	Carol Forbes	2002
7.	16	Jennifer Ames	2011
	16	Sabrina Quintero	1997
9.	15	Lindsay Jarrell	1995
10.	14	Kelli McCollister	2004
	13	Corina Lilly	1996

## MOST HIT BATTERS

1.	21	Sabrina Quintero	1999
	21	Sabrina Quintero	1997
3.	17	Sabrina Quintero	2001
4.	14	Deanna Mauer	2009
	14	Carol Forbes	2005
6.	12	Amanda Pridmore	2010
	12	Alex Molina	2011
<b>8.</b>	<b>11</b>	<b>Amanda Pridmore</b>	<b>2012</b>
	11	Deanna Mauer	2008
	11	Dena Pitts	1994

## NO-HITTERS

1.	2	Courtney Lewis	2005
2.	1	Carol Forbes	2005
	1	Kat Castro	2005
	1	Carol Forbes	2003
	1	Amy Phillips	1994
	1	Mitzi Zenger	1993
	1	Trina Walsh	1992
	1	Leann Emery	1991
	1	Gale Dean	1987
	1	Dawn Hilgenberg	1986

## PERFECT GAME

1.	1	Carol Forbes	2005
----	---	--------------	------

## FIELDING

### PUTOUTS

1.	547	Angie Laolagi	1989
2.	525	Dianna Lilly	2002
3.	456	Jane Meneses	1990
4.	447	Denise Bailey	1994
5.	439	Angie Laolagi	1988
6.	438	Denise Bailey	1995
7.	427	Lynn Boskie	1987
8.	405	Kara Kanney	1997
9.	402	Kara Kanney	2000
10.	375	Kara Kanney	1998

### ASSISTS

1.	222	Tiffany Cornelius	1990
2.	184	Jackie Tawney	1997
3.	178	Suzy Sheets	1987
4.	177	Becca Baldrige	2001
5.	168	Tracy Lopez	1991
6.	163	Victoria Ruelas	1997
	163	Kelly Clark	1994
8.	162	Veronica Ramos	2002
9.	160	Amy Walter	2000
10.	157	Jackie Tawney	1994

### ERRORS

1.	34	Lindsay Lewis	1996
2.	32	Lindsay Lewis	1997
3.	28	Suzy Sheets	1987
4.	27	Victoria Ruelas	1997
	27	Tracy Lopez	1991
6.	26	Kelly Clark	1994
<b>7.</b>	<b>25</b>	<b>BranDee Garcia</b>	<b>2011</b>
<b>8.</b>	<b>24</b>	<b>BranDee Garcia</b>	<b>2012</b>
	24	Sarah Taylor	2006
10.	23	Lindsay Lewis	1999
	23	Lindsay Lewis	1998

### MOST TRIPLE PLAYS TURNED

1.	1	Carlie Hill	2003
	1	Veronica Ramos	2003

**BOLDFACE** indicates current players.



# CAREER L

## GAMES PLAYED

1.	247	Veronica Ramos	2000-03
2.	244	Pat Martinez	1993-96
3.	240	Becca Baldrige	1999-03
	240	Valeri Quintero	1994-97
5.	235	Jackie Tawney	1991-94
6.	234	Elisa Barrios	2002-05
7.	229	Darcy Stapley	1989-92
8.	225	Kara Kanney	1996-00
	225	Lindsay Lewis	1996-99
10.	224	Brittany McConnell	2006-10

## BATTING AVERAGE (min. 200 at bats)

1.	.353	Victoria Ruelas	1995-97
2.	.346	Pat Martinez	1993-96
3.	.327	Kelli Fangonilo	2008-10
4.	.323	Courtney Lewis	2003-06
5.	.313	Noleana Woodard	1989-93
6.	.312	Liz Perez	2007-08
7.	.303	Sarah Taylor	2006-10
8.	.303	Brittany McConnell	2006-10
9.	.302	Kara Kanney	1996-00
10.	.296	Valeri Quintero	1994-94

## SLUGGING PERCENTAGE (min. 200 AB)

1.	.530	Brittany McConnell	2006-10
2.	.498	Kara Kanney	1996-99
3.	.484	Kelli Fangonilo	2008-10
4.	.480	Victoria Ruelas	1995-97
5.	.470	Pat Martinez	1993-96
6.	<b>.444</b>	<b>Cheryl Freitas</b>	<b>2010-12</b>
7.	.440	Angie Laolagi	1987-89
8.	.421	Breanna Lopez	2009-12
9.	.418	Courtney Lewis	2003-06
10.	.413	Sarah Taylor	2006-10

## ON BASE PERCENTAGE (min. 200 AB)

1.	.393	Pat Martinez	1993-96
2.	.392	Kelli Fangonilo	2006-10
3.	.390	Victoria Ruelas	1995-97
4.	.387	Kara Kanney	1996-00

5.	.382	Liz Perez	2007-08
6.	.379	Brittany McConnell	2006-10
7.	<b>.378</b>	<b>Markesha Collins</b>	<b>2010-12</b>
8.	.372	Noleana Woodard	1989-93
9.	.370	Courtney Lewis	2003-06
10.	.364	Kayla Hayes	2008-10
	.364	Kasey Igarta	2005-08

## AT-BATS

1.	768	Pat Martinez	1993-96
2.	734	Darcy Stapley	1989-92
3.	720	Valeri Quintero	1994-97
4.	715	Jackie Tawney	1991-94
5.	687	Noleana Woodard	1989-93
6.	674	Veronica Ramos	2000-03
7.	673	Sarah Taylor	2006-10
8.	668	Elisa Barrios	2002-05
9.	651	Brittany McConnell	2006-10
10.	646	Becca Baldrige	1999-03

## RUNS

1.	130	Valeri Quintero	1994-97
2.	125	Sarah Taylor	2006-10
3.	117	Pat Martinez	1993-96
	117	Kelli Fangonilo	2008-10
5.	115	Noleana Woodard	1989-93
6.	100	Darcy Stapley	1989-92
7.	98	Courtney Lewis	2003-06
8.	97	Jackie Tawney	1991-94
9.	86	Brittany McConnell	2006-10
10.	82	Elisa Barrios	2002-05

## HITS

1.	266	Pat Martinez	1993-96
2.	215	Noleana Woodard	1989-93
3.	213	Valeri Quintero	1994-97
4.	205	Jackie Tawney	1991-94
5.	204	Sarah Taylor	2006-10
6.	198	Courtney Lewis	2003-06
7.	197	Brittany McConnell	2006-10
	197	Elisa Barrios	2002-05

# LEADERS

9.	195	Victoria Ruelas	1995-97
10.	189	Darcy Stapley	1989-92

## DOUBLES

1.	42	Veronica Ramos	2000-02
2.	41	Brittany McConnell	2006-10
3.	40	Kelli Fangonilo	2008-10
4.	39	Pat Martinez	1993-96
5.	35	Kara Kanney	1996-00
6.	29	Elisa Barrios	2002-05
	29	Victoria Ruelas	1995-97
8.	28	Jackie Tawney	1991-94
9.	27	Maya Garcia	1996-99
10.	26	Courtney Lewis	2003-06

## TRIPLES

1.	22	Pat Martinez	1993-96
	22	Angie Laolagi	1987-89
3.	19	Valeri Quintero	1994-97
4.	16	Sharon Cafini	1987-90
5.	15	Sarah Taylor	2006-09
6.	14	Maya Garcia	1996-99
7.	13	Courtney Lewis	2003-06
8.	12	Jen McMillen	1992-94



*Kara Kanney is tied for the most career home runs (27) and recorded the most career walks (80) in San Jose State history.*

	12	Tiffany Cornelius	1987-90
10.	11	Lisa Ferrante	1986-87

## HOME RUNS

1.	35	Brittany McConnell	2006-10
2.	27	Kara Kanney	1996-00
3.	16	Breanna Lopez	2009-12
4.	14	Sarah Smith	2005-08
5.	10	Kelli Fangonilo	2008-10
	10	Noleana Woodard	1989-93
7.	9	Jessica Guillen	2003-06
	9	Carlie Hill	2003-06
	9	Maya Garcia	1996-99
	9	Victoria Ruelas	1995-97

## RUNS BATTED IN

1.	166	Brittany McConnell	2006-10
2.	116	Kara Kanney	1996-00
3.	92	Victoria Ruelas	1995-97
4.	88	Kelli Fangonilo	2008-10
5.	85	Noleana Woodard	1989-93
6.	79	Pat Martinez	1993-96
7.	77	Lindsay Lewis	1996-99
	77	Sarah Taylor	2006-10
9.	76	Maya Garcia	1996-99
10.	75	Veronica Ramos	2000-03

## TOTAL BASES

1.	361	Pat Martinez	1993-96
2.	345	Brittany McConnell	2006-10
3.	300	Kara Kanney	1996-00
4.	282	Valeri Quintero	1994-97
5.	280	Noleana Woodard	1989-93
6.	278	Sarah Taylor	2006-10
7.	265	Kelli Fangonilo	2008-10
	265	Victoria Ruelas	1995-97
9.	259	Elisa Barrios	2002-05
10.	256	Courtney Lewis	2003-06
	256	Jackie Tawney	1991-94



# CAREER

## WALKS

1.	80	Kara Kanney	1996-00
2.	76	Brittany McConnell	2006-10
3.	70	Veronica Ramos	2000-03
4.	66	Kasey Igarta	2005-08
	66	Tami Rudd	1988-91
6.	57	Sarah Taylor	2006-10
7.	55	Pat Martinez	1993-96
	55	Natasha Hawkins	2007-10
9.	54	Noleana Woodard	1989-93
10.	52	Kelli Fangonilo	2008-10

## HIT BY PITCH

1.	16	Veronica Ramos	2000-03
2.	14	Becca Baldrige	1999-03
3.	13	Natasha Hawkins	2007-10
	13	Kayla Hayes	2008-10
	13	Kasey Igarta	2005-08
6.	11	Ariana Kechriotis	1996-99
	11	Noleana Woodard	1989-93
8.	10	Dannielle Brown	2006-10
	10	Ursula Lopez	2009-10
	10	Danielle Eakins	2003-06
	10	Jana Arde	2002-05



*Sabrina Quintero has the lowest career opponent batting average in San Jose State history (.164).*

## STOLEN BASES

1.	80	Noleana Woodard	1989-93
2.	54	Sarah Taylor	2006-10
3.	49	Jackie Tawney	1991-94
	49	Darcy Stapley	1989-92
4.	48	Valeri Quintero	1994-97
6.	39	Courtney Lewis	2003-06
7.	36	Alyssa Sulay	2007-10
8.	35	Elisa Barrios	2002-05
9.	34	Kelli Fangonilo	2008-10
10.	32	Liz Perez	2007-08

## SACRIFICES

1.	57	Michelle Morga	1996-99
2.	56	Roz Rios	1989-91
3.	49	Tiffany Cornelius	1987-90
4.	48	Jackie Tawney	1991-94
5.	43	Maya Garcia	1996-99
6.	41	Janice Richner	1988-91
7.	38	Christy Eustice	1987-89
8.	34	Sharon Cafini	1987-90
9.	33	Amy Walter	2000-01
10.	30	Lindsay Lewis	1996-99
	30	Sarah Coughlin	1995-98

## PITCHING

### ERA (min. 100 IP)

1.	1.15	Anne Walsh	1992
2.	1.18	Gale Dean	1986-89
3.	1.28	Mitzi Zenger	1990-93
4.	1.44	Leann Emery	1988-91
5.	1.49	Lisa Wehren	1990-93
6.	1.88	Trina Walsh	1990-93
7.	1.89	Tina Roberts	1988-89
8.	1.92	Carol Forbes	2002-05
9.	2.24	Dawn Hilgenberg	1986-88
10.	2.51	Dena Pitts	1994

### Lowest opponent batting avg. (min. 100 IP)

1.	.164	Sabrina Quintero	1997-01
2.	.242	Courtney Lewis	2003-06

# LEADERS

3.	.246	Carol Forbes	2002-05
4.	.247	Dawn Hilgenberg	1986-88
5.	.252	Kelly Harrison	2006-07
6.	<b>.253</b>	<b>Amanda Pridmore</b>	<b>2009-12</b>
7.	.255	Kelli McCollister	2003-04
8.	.266	Deanna Mauer	2008-09
9.	.275	Brianne Ferguson	2002
10.	.277	Roxanne Bejarano	2007-08

## Fewest walks allowed/7 inn game (min. 100 IP)

1.	0.88	Leann Emery	1988-91
2.	0.91	Brooke Reed	2000
3.	0.95	Dawn Hilgenberg	1986-88
4.	1.05	Christine Akin	1999-01
5.	1.09	Carol Forbes	2002-05
6.	1.30	Tina Roberts	1988-89
7.	1.37	Gale Dean	1986-89
8.	1.56	Nicole Luna-Pickens	2006-07
9.	1.66	Roxanne Bejarano	2007-08
10.	1.84	Lisa Wehren	1990-93

## WINS

1.	68	Carol Forbes	2002-05
2.	56	Corina Lilly	1994-98
3.	55	Gale Dean	1987-89
4.	<b>44</b>	<b>Amanda Pridmore</b>	<b>2009-12</b>
5.	37	Lisa Wehren	1990-93
6.	36	Sabrina Quintero	1997-01
7.	35	Leann Emery	1988-91
8.	32	Mitzi Zenger	1990-93
9.	27	Trina Walsh	1990-93
10.	25	Lindsay Jarrell	1995-98

## SAVES

1.	<b>10</b>	<b>Amanda Pridmore</b>	<b>2009-12</b>
2.	8	Carol Forbes	2002-05
3.	7	Courtney Lewis	2003-06
4.	5	Sabrina Quintero	1997-01
5.	4	Jennifer Ames	2008-12
	4	Roxanne Bejarano	2007-08
7.	3	Anne Walsh	1992

3.	Lisa Wehren	1990-93	
9.	2	Kelly Harrison	2006-07
	2	Candice Akin	1999-03
	2	Corina Lilly	1994-98

## APPEARANCES

1.	184	Carol Forbes	2002-05
2.	130	Sabrina Quintero	1997-01
3.	121	Corina Lilly	1994-98
4.	<b>116</b>	<b>Amanda Pridmore</b>	<b>2009-12</b>
5.	113	Gale Dean	1986-89
6.	112	Jennifer Ames	2008-12
7.	103	Lisa Wehren	1990-93
8.	100	Lindsay Jarrell	1995-98
9.	85	Leann Emery	1988-91
10.	69	Deanna Mauer	2008-09

## GAMES STARTED

1.	132	Carol Forbes	2002-05
2.	105	Gale Dean	1986-89
3.	94	Corina Lilly	1994-98
4.	85	Sabrina Quintero	1997-01
5.	<b>82</b>	<b>Amanda Pridmore</b>	<b>2009-12</b>
6.	80	Lindsay Jarrell	1995-98
	80	Lisa Wehren	1990-93
8.	68	Leann Emery	1988-91
9.	58	Jennifer Ames	2008-12
10.	52	Trina Walsh	1990-93

## COMPLETE GAMES

1.	94	Gale Dean	1986-89
2.	91	Corina Lilly	1994-98
3.	88	Carol Forbes	2002-05
4.	64	Sabrina Quintero	1997-01
5.	55	Lisa Wehren	1990-93
6.	<b>52</b>	<b>Amanda Pridmore</b>	<b>2009-12</b>
7.	51	Lindsay Jarrell	1995-98
8.	50	Dawn Hilgenberg	1986-88
9.	49	Leann Emery	1988-91
10.	37	Mitzi Zenger	1990-93



# CAREER

## SHUTOUTS

1.	28	Carol Forbes	2002-05
2.	21	Corina Lilly	1994-98
3.	20	Gale Dean	1986-89
4.	16	Mitzi Zenger	1990-93
5.	14	Lisa Wehren	1990-93
	14	Trina Walsh	1990-93
7.	13	Leann Emery	1988-91
8.	11	Sabrina Quintero	1997-01
9.	8	<b>Amanda Pridmore</b>	<b>2009-12</b>
	8	Courtney Lewis	2003-06

## INNINGS PITCHED

1.	935.1	Carol Forbes	2002-05
2.	759.0	Corina Lilly	1994-98
3.	743.1	Gale Dean	1986-89
4.	649.2	Sabrina Quintero	1997-01
5.	<b>581.2</b>	<b>Amanda Pridmore</b>	<b>2009-12</b>
6.	548.0	Lisa Wehren	1990-93
7.	486.1	Leann Emery	1988-91
8.	474.2	Lindsay Jarrell	1995-98
9.	380.0	Jennifer Ames	2008-12
10.	362.1	Dawn Hilgenberg	1986-88

## STRIKEOUTS

1.	644	Carol Forbes	2002-05
2.	<b>455</b>	<b>Amanda Pridmore</b>	<b>2009-12</b>
3.	455	Sabrina Quintero	1997-01
4.	376	Corina Lilly	1994-98
5.	258	Roxanne Bejarano	2007-08
6.	223	Deanna Mauer	2008-09
7.	192	Kelli McCollister	2003-04
8.	191	Gale Dean	1986-89
9.	185	Jennifer Ames	2008-12
10.	172	Lisa Wehren	1990-93

## Strikeouts/7 innings

1.	5.71	Roxanne Bejarano	2007-08
2.	5.56	Anne Walsh	1992
	5.56	Courtney Lewis	2003-06

4.	5.50	Kelli McCollister	2003-04
5.	5.48	Amanda Pridmore	2009-12
6.	5.32	Deanna Mauer	2008-09
7.	4.90	Sabrina Quintero	1997-01
8.	4.82	Carol Forbes	2002-05
9.	4.46	Elyssa Fox	2009-11
10.	4.35	Kelly Harrison	2006-07

## WILD PITCHES

1.	48	Jennifer Ames	2008-12
1.	47	Lindsay Jarrell	1995-98
2.	45	Candice Akin	1999-03
3.	44	Sabrina Quintero	1997-01
5.	36	Carol Forbes	2002-05
6.	34	Asia Easley	1998-01
	34	Corina Lilly	1994-98
8.	30	Deanna Mauer	2008-09
9.	24	Kelli McCollister	2003-04
10.	23	Lisa Wehren	1990-93

## MOST HIT BATTERS

1.	64	Sabrina Quintero	1997-01
2.	<b>33</b>	<b>Amanda Pridmore</b>	<b>2009-12</b>
3.	29	Carol Forbes	2002-05
4.	25	Deanna Mauer	2008-09
5.	24	Corina Lilly	1994-98
6.	19	Lindsay Jarrell	1995-98
7.	16	Roxanne Bejarano	2007-08
	16	Candice Akin	1999-03
	16	Christine Akin	1999-01
10.	15	Jennifer Ames	2008-12

## NO-HITTERS

1.	2	Carol Forbes	2002-05
	2	Courtney Lewis	2003-06
3.	1	Kat Castro	2005
	1	Amy Phillips	1994-96
	1	Trina Walsh	1990-93
	1	Mitzi Zenger	1990-93
	1	Leann Emery	1988-91
	1	Gale Dean	1986-89

# LEADERS

PERFECT GAME  
1. Dawn Hilgenberg 1986-88

1. Carol Forbes 2002-05

## FIELDING

FIELDING PERCENTAGE (min. 500 chances)

1. .989 Brittany McConnell 2006-10

2. .987 Dianna Lilly 1999-02

3. .985 Mitzi Zenger 1990-93

4. .984 Adrienne Hull 2003-06

5. .984 Kara Kanney 1996-00

6. .983 Denise Bailey 1993-95

7. .982 Alex Stange 2009-12

.982 Natasha Hawkins 2007-10

9. .977 Sarah Coughlin 1995-98

.977 Jen McMillen 1992-94

.977 Jane Meneses 1989-90

## CHANCES

1. 1683 Kara Kanney 1996-00

2. 1260 Dianna Lilly 1999-02

3. 1182 Natasha Hawkins 2007-10

4. 1107 Angie Laolagi 1987-89

5. 1090 Tiffany Cornelius 1987-90

6. 1068 Mitzi Zenger 1990-93

7. 1046 Valeri Quintero 1994-97

8. 999 Denise Bailey 1993-95

9. 992 Brittany McConnell 2006-10

10. 966 Kelly Clark 1992-95

## PUTOUTS

1. 1543 Kara Kanney 1996-00

2. 1139 Dianna Lilly 1999-02

3. 1094 Natasha Hawkins 2007-10

4. 1000 Angie Laolagi 1987-89

5. 917 Denise Bailey 1993-95

6. 881 Brittany McConnell 2006-10

7. 798 Mitzi Zenger 1990-93

8. 747 Carlie Hill 2003-06

9. 727 Alex Stange 2009-12

10. 605 Jen McMillen 1992-94

## ASSISTS

1. 665 Tiffany Cornelius 1987-90

2. 363 Jackie Tawney 1991-94

3. 501 Veronica Ramos 2000-03

4. 445 Lindsay Lewis 1996-99

5. 414 Valeri Quintero 1994-97

6. 409 Victoria Ruelas 1995-97

7. 407 Kelly Clark 1992-95

8. 353 Becca Baldrige 1999-03

9. 329 Roz Badger-Rios 1989-91

10. 314 Kasey Igarta 2005-08

## ERRORS

1. 112 Lindsay Lewis 1996-99

2. **67 BranDee Garcia 2010-12**

3. 66 Kelly Clark 1992-95

4. 54 Victoria Ruelas 1995-97

54 Tiffany Cornelius 1987-90

6. 50 Valeri Quintero 1994-97

7. 48 Becca Baldrige 1999-03

8. 45 Tracy Lopez 1991-92

9. 44 Jackie Tawney 1991-94

10. 43 Veronica Ramos 2000-03

43 Kelli Fangonilo 2008-10

## DOUBLE PLAYS TURNED (since 2000)

1. 47 Natasha Hawkins 2007-10

2. 31 Alex Stange 2009-12

31 Veronica Ramos 2000-03

4. 27 Julianne Aiello 2009-10

27 Carlie Hill 2003-06

6. 25 Kasey Igarta 2005-08

7. 23 Dianna Lilly 1999-02

8. 19 Becca Baldrige 1999-03

9. 16 Kara Kanney 1996-98, 2000

**16 BranDee Garcia 2010-12**

## TRIPLE PLAYS TURNED

1. 1 Carlie Hill 2003-06

1 Veronica Ramos 2003-05



# COACHING CAPSULE

<u>YEAR</u>	<u>OVERALL</u>	<u>PCT.</u>	<u>CONF.</u>	<u>FINISH</u>	<u>HEAD COACH</u>
1986	22-21	.511	5-5	4th	Kathy Strahan
1987	20-35	.364	7-29	9th	Kathy Strahan
1988	24-29	.453	13-19	7th	Kathy Strahan
1989	36-26	.581	21-15	5th	Kathy Strahan
1990	34-28	.548	18-18	5th	Kathy Strahan
1991	32-24-1	.570	21-14-1	4th	Kathy Strahan
1992	33-24	.579	18-16	4th (tied)	Kathy Strahan
1993	29-30	.492	10-20	6th	Debbie Nelson
1994	32-37	.464	11-21	7th	Debbie Nelson
1995	26-39	.400	13-17	5th (tied)	Debbie Nelson
1996	24-31	.436	10-21	8th	Debbie Nelson
1997	24-38	.387	10-22	7th	Connie Miner
1998	26-33	.441	11-21	7th	Connie Miner
1999	13-47	.217	2-19	9th	Connie Miner
2000	19-37	.339	6-14	6th	Connie Miner
2001	26-41	.388	5-15	6th	Dee Dee Enabenter
2002	25-44	.362	8-16	6th	Dee Dee Enabenter-Omidiji
2003	26-35	.426	8-10	3rd	Dee Dee Enabenter-Omidiji
2004	16-35	.314	9-13	6th	Dee Dee Enabenter-Omidiji
2005	36-25	.590	10-8	4th	Dee Dee Enabenter-Omidiji
2006	23-27	.460	11-6	2nd	Dee Dee Enabenter-Omidiji
2007	23-28	.451	6-12	5th	Peter Turner
2008	26-35	.426	5-13	6th	Peter Turner
2009	19-37	.340	5-15	6th	Peter Turner
2010	34-25	.576	8-13	5th	Peter Turner
2011	19-35	.352	5-16	7th	Peter Turner
<u>2012</u>	<u>28-28</u>	<u>.500</u>	<u>9-10</u>	<u>4th</u>	Peter Turner
<b>TOTALS</b>	<b>695-874-1</b>	<b>.443</b>	<b>266-418-1</b>	<b>.389</b>	



Kathy Strahan



Debbie Nelson



Connie Miner



Dee Dee Enabenter-Omidiji



Peter Turner

# ALL-TIME SERIES RECORDS

OPPONENT	W	L	T							
Adelphi	4	3		Indiana	1	2	St. Peter's	1	0	
Akron	1	0		Iowa	2	9	Samford	0	1	
Alabama	0	2		Iowa State	2	0	San Diego	3	1	
Albany	1	0		Jacksonville State	0	2	San Diego State	13	17	
Appalachian State	1	0		James Madison	1	0	San Francisco	11	1	
Arizona	0	5		Kansas	1	3	San Francisco State	9	1	
Arizona State	1	11		Long Beach State	22	28	Santa Clara	68	27	
Arkansas	1	1		Louisiana-Monroe	1	0	Seattle	1	0	
Ball State	1	0		Louisiana Tech	21	16	Seton Hall	1	0	
Baylor	2	1		Louisville	0	2	Sonoma State	2	1	
Boise State	4	7		Loyola Marymount	8	8	Southern Illinois	0	3	
Boston	1	3		Marshall	1	0	Southern Utah	6	2	
Boston College	1	0		Massachusetts	3	1	Southeast Missouri State	1	0	
Bowling Green	1	1		Menlo	2	0	Southern Mississippi	1	0	
Bradley	0	1		Mercer	1	1	Southwest Missouri State	3	1	
Brigham Young	3	8		Miami (Ohio)	3	2	Stanford	19	22	
Brown	1	1		Michigan	1	2	Stephen F. Austin	1	1	
Buffalo	2	1		Michigan State	0	2	Stetson	1	0	
California	6	45		Middle Tennessee State	1	1	Syracuse	1	2	
Cal Poly	8	15		Minnesota	0	2	Tennessee	1	3	
Cal Poly Pomona	5	11		Mississippi	3	0	Tennessee State	2	0	
CSU Bakersfield	12	8		Missouri	0	4	Texas	0	1	
Cal State Fullerton	10	29		Nebraska	3	6	Texas A&M	1	3	
Cal State Hayward	1	1		Nevada	25	16	Texas A&M Corpus Christi	0	2	
Cal State Northridge	1	15		New Mexico	6	14	Texas-Arlington	1	0	
Canisius	1	1		New Mexico State	26	26	Texas-El Paso	7	4	
Centenary	1	0		Norfolk State	1	0	Texas Tech	0	4	
Central Michigan	2	0		UNC Greensboro	1	0	Toledo	3	2	
Charlotte	3	0		North Dakota State	1	3	Towson	1	1	
Chico State	4	0		Northeastern Illinois	1	2	Troy	0	1	
Cleveland State	1	0		Northern Colorado	7	3	Tulsa	18	15	
Colorado State	9	11		Northern Illinois	0	1	UCLA	0	10	
Connecticut	2	0		Northern Iowa	4	4	UC Davis	8	4	
Creighton	0	1		Northwestern	3	3	UC Riverside	3	3	
Dartmouth	4	1		Notre Dame	0	1	UC Santa Barbara	27	18	
Delaware	1	0		Notre Dame de Namur	1	0	UMKC	1	0	
Drake	1	2		Ohio	0	1	UNLV	14	39	
Eastern Illinois	2	0		Ohio State	1	1	Utah	4	17	
Eastern Michigan	0	2		Oklahoma	2	0	Utah State	27	29	
Evansville	1	0		Oklahoma State	1	0	Utah Valley	3	0	
Florida International	1	0		Oregon	4	10	Vermont	2	0	
Fresno State	8	81		Oregon State	3	9	Villanova	1	0	
Grambling State	2	0		Pacific	28	29	1	Virginia	3	1
George Mason	1	0		Portland State	6	12	Virginia Tech	2	0	
Georgia Tech	1	0		Princeton	3	1	Washington	0	3	
Harvard	2	0		Purdue	2	2	Weber State	2	0	
Hawai'i	27	72		Radford	1	1	Western Kentucky	0	1	
Idaho State	3	1		Rhode Island	1	0	Wichita State	1	0	
Illinois	0	1		Sacramento State	27	32	Winthrop	0	1	
Illinois-Chicago	1	3		Sacred Heart	1	0	Wisconsin	2	3	
Illinois State	2	1		Saint Mary's	35	14	Wisconsin-Green Bay	1	0	
				St. Francis	5	0	Wright State	0	2	



# YEAR BY YEAR

## 1986

**Head Coach: Kathy Strahan**

**22-21, 5-5 NorPac**

W	at Stanford	.....2-1
W	at Stanford	.....1-0
W	SAN FRANCISCO STATE	....7-3
W	SAN FRANCISCO STATE	..13-0
L	FRESNO STATE	.....2-0
L	FRESNO STATE	.....1-0
W	NEVADA	.....2-1
W	NEVADA	.....4-3
W	at Santa Clara	.....10-2
L	at Santa Clara	.....2-0
W	at Chico State	.....1-0
W	at Chico State	.....8-1
L	BYU	.....1-0
W	BYU	.....5-0
W	OREGON	.....3-2
W	OREGON	.....14-1
W	SAINT MARY'S	.....3-1
W	SAINT MARY'S	.....6-1
W	OREGON STATE	.....2-1
L	OREGON STATE	.....3-0
W	SAN FRANCISCO	.....3-0
W	SAN FRANCISCO	.....4-1
L	at California	.....5-0
L	at California	.....15-0
W	at Saint Mary's	.....3-1
L	at Saint Mary's	.....1-0
Nevada Tournament		
L	Portland State	.....4-2
W	Nevada	.....8-5
L	Sonoma State	.....1-0
L	Saint Mary's	.....7-2
L	Nevada	.....3-2
W	at San Francisco State	.....5-0
W	at San Francisco State	.....4-2
L	LONG BEACH STATE	.....2-0
L	LONG BEACH STATE	.....11-2
W	SANTA CLARA	.....3-2
L	SANTA CLARA	.....6-5
L	at Fresno State	.....7-0 Forfeit
L	at Fresno State	.....7-0 Forfeit
L	at UC Santa Barbara	.....1-0
L	at UC Santa Barbara	.....5-2
NorPac Championships		
L	California	.....1-0

L	Oregon State	.....2-1
---	--------------	----------

## 1987

**Head Coach: Kathy Strahan**

**20-35, 7-29 PCAA**

W	CHICO STATE	.....3-0
W	CHICO STATE	.....11-0
W	at Cal State Hayward	.....1-0
L	at Cal State Hayward	.....3-1
W	USF	.....2-0
W	USF	.....3-2
L	SANTA CLARA	.....4-2
W	SANTA CLARA	.....7-2
L	CAL POLY POMONA	.....5-0
L	CAL POLY POMONA	.....2-1
L	PACIFIC	.....3-0
L	PACIFIC	.....1-0
L	UNLV	.....3-1
W	UNLV	.....4-0
L	Long Beach State	.....5-4
W	Long Beach State	.....2-1
L	NORTHWESTERN	.....7-1
L	NORTHWESTERN	.....3-1
W	ADELPHI	.....2-0
W	ADELPHI	.....3-2
Bud Light National Softball Tournament (NIST)		
W	Utah	.....6-4
W	Adelphi	.....11-3
L	Arizona State	.....2-1
W	New Mexico	.....4-0
L	Nebraska	.....5-3
W	at Santa Clara	.....3-1
W	at Santa Clara	.....3-0
L	at Pacific	.....4-3
W	at Pacific	.....2-1
W	SAN DIEGO STATE	.....9-1
L	SAN DIEGO STATE	.....4-0
L	CAL STATE FULLERTON	..6-0
L	CAL STATE FULLERTON	..4-2
L	at Long Beach State	.....5-0
L	at Long Beach State	.....4-1
L	at UC Santa Barbara	.....4-0
L	at UC Santa Barbara	.....4-3
L	at Fresno State	.....1-0
L	at Fresno State	.....7-0
W	at San Diego State	.....5-4

L	at San Diego State	.....10-3
L	at Cal State Fullerton	.....8-0
L	at Cal State Fullerton	.....8-1
W	UC SANTA BARBARA	.....2-1
L	UC SANTA BARBARA	.....3-0
L	HAWAI'I	.....3-2
L	HAWAI'I	.....1-0
L	HAWAI'I	.....7-4
L	HAWAI'I	.....4-2
L	FRESNO STATE	.....6-1
L	FRESNO STATE	.....6-5
L	at Cal Poly Pomona	.....9-1
L	at Cal Poly Pomona	.....3-0
W	at UNLV	.....6-5
L	at UNLV	.....2-1

## 1988

**Head Coach: Kathy Strahan**

**24-29, 13-19 Big West**

L	CAL POLY SLO	.....1-0
W	CAL POLY SLO	.....9-2
W	at USF	.....9-1
W	at USF	.....3-2
W	SANTA CLARA	.....9-2
W	SANTA CLARA	.....5-0
L	PACIFIC	.....4-1
W	PACIFIC	.....4-2
W	at UC Santa Barbara	.....5-1
W	at UC Santa Barbara	.....3-1
L	FRESNO STATE	.....4-1
L	FRESNO STATE	.....3-2
L	USF	.....6-4
W	USF	.....3-2
L	ADELPHI	.....3-0
L	MICHIGAN	.....3-1
Bud Light NIST		
W	Oklahoma	.....7-1
L	Arizona State	.....2-0
W	Michigan	.....1-0
W	Utah State	.....8-0
L	Adelphi	.....2-1
L	at CS Northridge	.....2-0
L	at CS Northridge	.....1-0
L	at Cal Poly Pomona	.....9-1
L	at Cal Poly Pomona	.....3-1
W	at Santa Clara	.....3-1
W	at Santa Clara	.....12-1

# AR SCORES

W	at UNLV	4-3
L	at UNLV	8-7
L	at Cal State Fullerton	4-1
L	at Cal State Fullerton	11-1
L	at San Diego State	2-1
W	at San Diego State	7-0
L	at Long Beach State	2-1
W	at Long Beach State	3-0
W	SAN DIEGO STATE	3-1
W	SAN DIEGO STATE	4-0
L	CAL POLY POMONA	2-0
W	CAL POLY POMONA	4-2
L	at Fresno State	1-0
L	LONG BEACH STATE	1-0
L	LONG BEACH STATE	1-0
L	CALIFORNIA	3-1
L	CALIFORNIA	4-0
L	at Hawai'i	4-0
L	at Hawai'i	5-4
W	at Hawai'i	8-1
L	at Hawai'i	2-1
W	UNLV	6-4
W	UNLV	2-0
W	at Pacific	2-0
L	at Pacific	6-4
L	at Fresno State	1-0

1989

**Head Coach: Kathy Strahan**  
**36-26, 21-15 Big West**

W	at Sacramento State	7-4
W	at Sacramento State	4-1
W	SANTA CLARA	4-3
W	SANTA CLARA	3-2
L	at California	1-0
L	at California	7-1
W	at USF	5-0
W	at USF	5-0
W	NEVADA	10-0
W	NEVADA	10-0
L	CALIFORNIA	3-0
L	CALIFORNIA	9-0
W	at Long Beach State	1-0
L	at Long Beach State	2-0
L	at Cal Poly Pomona	2-1
L	at Cal Poly Pomona	3-1
W	at UNLV	14-2

L	at UNLV	9-4
L	ADELPHI	6-0
Bud Light NIST		
L	Kansas	2-1
L	Arizona	4-1
W	Central Michigan	8-5
L	Indiana	6-0
L	Texas A&M	5-2
W	SAN DIEGO STATE	1-0
L	SAN DIEGO STATE	3-1
W	UTAH STATE	4-3
L	MASSACHUSETTS	3-2
W	MASSACHUSETTS	5-2
W	USF	10-0
W	USF	6-0
W	at UC Santa Barbara	5-1
W	at UC Santa Barbara	7-2
L	CAL STATE FULLERTON	6-0
W	CAL STATE FULLERTON	9-8
L	FRESNO STATE	4-2
L	FRESNO STATE	3-2
W	CAL POLY POMONA	5-3
L	CAL POLY POMONA	7-0
L	at Santa Clara	3-2
W	at Santa Clara	4-1
W	at Cal State Fullerton	2-1
L	at Cal State Fullerton	4-0
W	at San Diego State	6-0
W	at San Diego State	5-1
W	HAWAI'I	7-2
W	HAWAI'I	4-2
L	HAWAI'I	3-2
W	HAWAI'I	10-0
W	LONG BEACH STATE	3-0
W	LONG BEACH STATE	3-2
W	UC SANTA BARBARA	5-1
W	UC SANTA BARBARA	2-1
W	at Pacific	3-0
W	at Pacific	2-1
L	at Fresno State	1-0
L	at Fresno State	7-0
W	PACIFIC	2-0
W	PACIFIC	2-1
L	UNLV	1-0
L	UNLV	1-0

1990

**Head Coach: Kathy Strahan**  
**34-28, 18-18 Big West**

W	SAINT MARY'S	3-0
W	SAINT MARY'S	7-0
L	at Sacramento State	3-1
L	at Sacramento State	3-0
L	at #10 California	1-0
L	SANTA CLARA	2-0
W	SANTA CLARA	5-0
W	#10 CALIFORNIA	2-1
L	#10 CALIFORNIA	2-0
W	PACIFIC	1-0
W	PACIFIC	5-3
W	at UC Santa Barbara	3-0
W	at UC Santa Barbara	3-2
L	#4 FRESNO STATE	1-0
L	#4 FRESNO STATE	3-1
W	#8 SACRAMENTO STATE	6-5
W	#8 SACRAMENTO STATE	4-3
W	NORTHWESTERN	3-2
W	NORHTWESTERN	8-3
W	MASSACHUSETTS	4-2
W	#16 UTAH STATE	1-0
Bud Light NIST		
W	Virginia	6-0
W	Colorado State	1-0
W	Iowa	5-1
L	Arizona State	4-0
W	#16 Utah State	7-5
W	at Santa Clara	7-0
W	at Santa Clara	7-1
L	at Cal Poly Pomona	7-1
W	at Cal Poly Pomona	3-0
L	at San Diego State	1-0
L	at San Diego State	1-0
L	at #4 CS Fullerton	1-0
L	at #4 CS Fullerton	1-0
W	at UNLV	1-0
L	at UNLV	6-1
L	at #1 UCLA	1-0
L	at #1 UCLA	1-0
W	at #6 Long Beach State	3-2
L	at #6 Long Beach State	1-0
L	SAN DIEGO STATE	5-3
L	SAN DIEGO STATE	5-3
W	CAL POLY POMONA	4-3



# YEAR BY YEAR



*The #11 1990 Spartans was the first team in the program's history to earn an NCAA regional berth.*

W	CAL POLY POMONA	.....3-2
L	at #2 Fresno State	.....3-1
L	at #2 Fresno State	.....1-0
L	#6 LONG BEACH STATE	....6-1
L	#6 LONG BEACH STATE	....2-1
L	#4 CS FULLERTON	.....5-0
W	#4 CS FULLERTON	.....2-1
W	at Hawai'i	.....3-0
W	at Hawai'i	.....2-0
L	at Hawai'i	.....4-0
W	at Hawai'i	.....2-1
W	#9 UNLV	.....6-5
W	#9 UNLV	.....3-0
W	at #20 Pacific	.....3-2
W	at #20 Pacific	.....8-1
L	UC SANTA BARBARA	.....4-2
W	UC SANTA BARBARA	.....5-0
NCAA Regionals, Berkeley, Calif.		
L	#17 UNLV	.....2-1
L	#9 California	.....2-1

## 1991

**Head Coach: Kathy Strahan**  
**32-24-1, 21-14-1 Big West**

W	at Saint Mary's	.....10-0
W	at Saint Mary's	.....10-0
W	at Santa Clara	.....2-0
W	at Santa Clara	.....8-0

W	#6 LONG BEACH STATE	....3-2
W	#6 LONG BEACH STATE	....3-2
W	HAWAII	.....2-0
W	HAWAII	.....2-1
W	at UC Santa Barbara	.....7-0
W	at UC Santa Barbara	.....7-0
L	at #7 Cal State Fullerton	....4-2
L	at #7 Cal State Fullerton	....1-0
L	#8 IOWA	.....4-1

## Bud Light NIST

L	Missouri	.....6-0
L	#18 New Mexico	.....5-3
L	Michigan	.....2-1
W	#15 Central Michigan	3-1
L	#18 New Mexico	.....7-2
W	Adelphi	.....12-1
W	#5 UNLV	.....6-3
L	#5 UNLV	.....2-0
L	NEBRASKA	.....4-1
W	NEBRASKA	.....3-2
L	#2 FRESNO STATE	.....7-0
L	#2 FRESNO STATE	.....1-0
L	at #8 California	.....3-0
L	at #8 California	.....1-0
W	SANTA CLARA	.....8-0
W	SANTA CLARA	.....9-1
L	#5 CS FULLERTON	.....1-0
W	#5 CS FULLERTON	.....7-2

L	UC SANTA BARBARA	.....2-0
W	UC SANTA BARBARA	.....3-2
W	CS SACRAMENTO	.....4-3
W	CS SACRAMENTO	.....7-1
W	NEW MEXICO STATE	.....8-0
W	NEW MEXICO STATE	.....8-0
W	at Pacific	.....3-1
W	at Pacific	.....3-1
L	at Utah State	.....2-1
W	at Utah State	.....5-2
W	at Utah State	.....1-0
W	at Utah State	.....5-1
W	at New Mexico State	.....5-2
W	at New Mexico State	.....5-0
W	HAWAII	.....1-0
L	HAWAII	.....1-0
W	PACIFIC	.....7-0
T	PACIFIC	.....6-6
L	at #2 Fresno State	.....2-1
L	at #2 Fresno State	.....3-1
L	at CS Sacramento	.....4-0
L	at CS Sacramento	.....2-1
L	at #5 UNLV	.....2-3
L	at #5 UNLV	.....2-1
W	at #18 Long Beach State	....1-0
L	at #18 Long Beach State	....1-0

## 1992

**Head Coach: Kathy Strahan**  
**33-24, 18-16 Big West**

W	NEW MEXICO STATE	.....4-0
L	NEW MEXICO STATE	.....5-0
L	at CS Sacramento	.....2-1
W	at CS Sacramento	.....3-1
L	#4 CALIFORNIA	.....1-0
W	#4 CALIFORNIA	.....6-0
W	SAINT MARY'S	.....11-0
W	SAINT MARY'S	.....8-1
W	STANFORD	.....10-0
W	STANFORD	.....5-0
W	UC SANTA BARBARA	.....3-0
W	UC SANTA BARBARA	.....2-0
W	SANTA CLARA	.....8-0
W	SANTA CLARA	.....10-0
W	#10 CS FULLERTON	.....1-0
W	#10 CS FULLERTON	.....3-1

# AR SCORES

L #4 FRESNO STATE.....2-0  
 L #4 FRESNO STATE.....2-1  
 L at Pacific.....1-0  
 W at Pacific.....2-1  
 W TOLEDO.....5-0  
 L TOLEDO.....2-1

## NIST

W Toledo.....9-2  
 W Colorado State.....4-3  
 W #18 Kansas.....6-4  
 L #3 California.....6-5  
 L #8 Utah State.....3-0  
 W #8 UTAH STATE.....1-0  
 L #8 UTAH STATE.....2-1  
 L #8 UTAH STATE.....4-1  
 W #8 UTAH STATE.....9-1  
 W at Santa Clara.....8-0  
 W at Santa Clara.....8-0  
 L at #5 CS Fullerton.....7-0  
 W at #5 CS Fullerton.....3-2  
 L at UC Santa Barbara.....2-0  
 L at UC Santa Barbara.....3-0  
 W at #20 Long Beach State ..3-2  
 L at #20 Long Beach State ..2-0  
 W #18 CS SACRAMENTO.....2-1  
 L #18 CS SACRAMENTO.....5-2  
 W #6 UNLV.....1-0  
 L #6 UNLV.....1-0  
 L at #4 Fresno State.....3-0  
 W at #4 Fresno State.....2-0  
 L at Hawai'i.....1-0  
 W at Hawai'i.....2-0  
 W at Hawai'i.....4-3  
 W at Hawai'i.....2-1  
 L at New Mexico State.....2-1  
 L at New Mexico State.....3-2  
 W PACIFIC.....6-0  
 W PACIFIC.....8-0  
 L #19 LONG BEACH STATE..2-1  
 W #19 LONG BEACH STATE..1-0

## NCAA Regionals, Berkeley, Calif.

L #3 California.....1-0  
 L #3 California.....6-1

## 1993

**Head Coach: Debbie Nelson**

### 29-30, 10-20 Big West

L #3 FRESNO STATE.....6-0  
 L #3 FRESNO STATE.....4-1  
 W at Stanford.....19-0  
 W at Stanford.....14-0

### Sacramento State Tournament

W Saint Mary's.....2-0  
 L Long Beach State.....3-0  
 L Notre Dame.....4-0  
 L Sacramento State.....2-1  
 L Oregon.....2-1  
 W Oregon.....2-1  
 W Long Beach State.....2-1  
 W Sacramento State.....3-0  
 W at Santa Clara.....16-0  
 W at Santa Clara.....10-0  
 W at Saint Mary's.....7-0  
 W at Saint Mary's.....2-0  
 W at New Mexico State.....3-0  
 W at New Mexico State.....6-5  
 W at Pacific.....6-5  
 L at Pacific.....2-1  
 L NORTHWESTERN.....2-1  
 L HAWAII.....5-0  
 L HAWAII.....6-2

## NIST

W Northwestern.....1-0  
 W Iowa State.....6-0  
 L Bowling Green.....3-2  
 W #20 Utah State.....1-0  
 L #20 Iowa.....1-0  
 L HAWAII.....7-4  
 L HAWAII.....6-2  
 L #6 LONG BEACH STATE....4-1  
 W #6 LONG BEACH STATE ..4-0  
 L #5 UNLV.....2-1  
 L #5 UNLV.....6-0  
 W at UC Santa Barbara.....5-2  
 W at UC Santa Barbara.....2-1  
 L at #17 CS Fullerton.....10-0  
 L at #17 CS Fullerton.....16-1  
 W STANFORD.....10-3  
 W STANFORD.....11-1  
 L CS FULLERTON.....6-0

L CS FULLERTON.....5-1  
 W #11 CS SACRAMENTO.....2-1  
 W #11 CS SACRAMENTO.....5-1  
 W PACIFIC.....7-1  
 L PACIFIC.....3-2  
 W at #11 CS Sacramento.....2-1  
 W at #11 CS Sacramento.....4-0  
 L at Utah State.....5-2  
 L at Utah State.....4-3  
 L at Utah State.....7-3  
 L at Utah State.....3-2  
 L at #10 California.....10-0  
 W NEW MEXICO STATE.....1-0  
 L NEW MEXICO STATE.....3-0  
 W at #6 UNLV.....3-2  
 L at #6 UNLV.....4-1  
 L at #7 Long Beach State.....1-0  
 W at #7 Long Beach State....6-4

## 1994

**Head Coach: Debbie Nelson**

### 32-37, 11-21 Big West

### Spartan Kick-Off Tournament

W SANTA CLARA.....1-0  
 L ST. MARY'S.....2-0  
 W STANFORD.....8-0  
 W ST. MARY'S.....4-1  
 W SANTA CLARA.....8-2  
 W STANFORD.....16-0  
 W at Stanford.....13-0  
 W at Stanford.....7-0

### Fabulous Four Tournament

W SANTA CLARA.....7-1  
 W #11 CALIFORNIA.....3-2  
 L #6 CS NORTHRIDGE ..1-0  
 W #6 CS NORTHRIDGE ..1-0  
 L #11 CALIFORNIA.....5-2  
 W SANTA CLARA.....4-0  
 L at Pacific.....3-0  
 L at Pacific.....8-0  
 W NEW MEXICO STATE.....2-1  
 W NEW MEXICO STATE.....3-2  
 L at Hawaii.....7-0  
 L at Hawaii.....7-3  
 L at Hawaii.....7-1  
 L at Hawaii.....4-0



# YEAR BY YEAR

## Hawai'i Invitational Softball Tournament

L	#20 Missouri	3-0
L	#11 California	3-2
L	Hawaii	4-0
L	#22 Arizona State	5-4
W	Cleveland State	5-0
L	#11 California	4-0

## NIST

W	Oregon State	10-4
W	Texas-Arlington	11-1
W	Colorado State	11-1
L	UC Santa Barbara	4-1
W	Iowa State	2-1
W	Wichita State	3-1
W	Ball State	1-0
W	Colorado State	5-1
L	#25 Utah	3-1
L	at #18 Long Beach State	4-2
W	at #18 Long Beach State	3-1
L	at #13 UNLV	3-1
L	at #13 UNLV	3-1
W	CS FULLERTON	3-1
L	CS FULLERTON	5-1
W	UC SANTA BARBARA	4-2
W	UC SANTA BARBARA	4-2
L	#24 PACIFIC	6-1
W	#24 PACIFIC	1-0
W	at Saint Mary's	10-1
W	at Saint Mary's	10-0
L	at #5 Fresno State	9-0
L	at #5 Fresno State	3-2
L	at #6 UCLA	9-1
L	at #6 UCLA	6-0
L	at UC Santa Barbara	4-3
L	at UC Santa Barbara	4-1
L	at CS Fullerton	4-2
L	at CS Fullerton	6-4
W	UTAH STATE	7-4
L	UTAH STATE	11-6
L	UTAH STATE	2-1
W	UTAH STATE	1-0
L	at New Mexico State	3-0
W	at New Mexico State	4-1
L	at #1 Arizona	8-0
L	at #1 Arizona	4-3

L	#7 UNLV	8-0
L	#7 UNLV	3-0
W	LONG BEACH STATE	3-0
L	LONG BEACH STATE	5-0

## 1995

### Head Coach: Debbie Nelson 26-39, 13-17 Big West

L	at #7 California	7-5
L	at #7 California	5-3
Spartan Kick-Off Tournament		
L	#3 FRESNO STATE	5-0
L	SANTA CLARA	2-1
L	#3 FRESNO STATE	1-0
W	SANTA CLARA	3-0
L	#3 FRESNO STATE	8-0
W	at Stanford	8-5
W	at Stanford	5-2
L	#9 HAWAII	1-0
W	#9 HAWAII	11-2
L	#9 HAWAII	2-1
W	#9 HAWAII	1-0
Fabulous Four Tournament		
W	SANTA CLARA	1-0
L	#7 CALIFORNIA	1-0
L	#6 CS NORTHRIDGE	1-0
L	#6 CS NORTHRIDGE	3-1
L	#7 CALIFORNIA	3-0
L	SANTA CLARA	2-1
L	at #17 CS Sacramento	1-0
L	at #17 CS Sacramento	1-0
L	*#4 UNLV	3-2
L	*#4 UNLV	8-0

## NIST

W	Santa Clara	6-1
L	Stephen F. Austin	9-7
W	Iowa	8-1
L	Colorado State	6-5
W	Stephen F. Austin	15-1
W	#12 Nebraska	6-3
W	Colorado State	5-4
L	#23 Washington	16-3
W	NEW MEXICO STATE	4-2
W	NEW MEXICO STATE	8-0
L	at Saint Mary's	3-1
W	at Saint Mary's	5-4

W	at UC Santa Barbara	2-0
W	at UC Santa Barbara	3-0
W	at Long Beach State	3-2
L	at Long Beach State	1-0
L	#2 UCLA	6-0
L	#2 UCLA	15-1
W	at #3 CS Fullerton	2-0
L	at #3 CS Fullerton	8-3
W	at #20 Cal Poly SLO	2-1
L	at #20 Cal Poly SLO	5-4
L	SAINT MARY'S	2-0
W	SAINT MARY'S	8-0
L	at Santa Clara	3-2
W	at Santa Clara	4-3
L	PACIFIC	7-6
W	PACIFIC	6-2
L	at #5 UNLV	2-0
L	at #5 UNLV	10-4
W	at New Mexico State	4-3
L	at New Mexico State	2-0
W	LONG BEACH STATE	7-0
W	LONG BEACH STATE	6-3
L	UC SANTA BARBARA	3-2
L	UC SANTA BARBARA	5-2
W	at Pacific	3-0
L	at Pacific	3-1
L	at Utah State	8-0
L	at Utah State	8-7
L	at Utah State	1-0
L	at Utah State	10-2

## 1996

### Head Coach: Debbie Nelson 24-31, 10-22 Big West

## Spartan Kick-Off Tournament

W	SANTA CLARA	7-2
W	SAINT MARY'S	7-1
W	STANFORD	4-2
L	SAINT MARY'S	6-5
L	SANTA CLARA	1-0
L	STANFORD	4-1
W	#19 CS SACRAMENTO	4-3
L	#19 CS SACRAMENTO	4-2
L	at Saint Mary's	4-3
L	#8 CS NORTHRIDGE	1-0
W	#10 CALIFORNIA	2-1

# AR SCORES

L UTAH STATE .....8-4  
 L UTAH STATE .....10-0  
 L UTAH STATE.....3-1  
 W UTAH STATE .....12-6  
 L at Long Beach State .....1-0  
 L at Long Beach State .....9-4  
 L at UC Santa Barbara .....5-0  
 L at UC Santa Barbara .....1-0

**NIST**

W Loyola Marymount ..10-3  
 W Tulsa .....7-5  
 W Wisconsin .....9-0  
 W Purdue .....4-2  
 L Northern Illinois .....7-3  
 L Colorado State.....4-1  
 L at #20 Hawai'i .....6-3  
 L at #20 Hawai'i .....9-1  
 L at #20 Hawai'i.....10-1  
 W at #20 Hawai'i.....5-3  
 L #5 CS FULLERTON .....13-3  
 L #5 CS FULLERTON .....3-2  
 W #25 NEW MEXICO STATE..4-3  
 W #25 NEW MEXICO STATE..8-5  
 W #6 UNLV .....2-0  
 L #6 UNLV .....6-5  
 L at Pacific .....8-0  
 L at Pacific .....6-0  
 L at #9 UNLV.....5-0  
 L at #9 UNLV .....14-6  
 L at New Mexico State.....2-1  
 L at New Mexico State.....3-2  
 L at Stanford .....5-4  
 W at Stanford .....7-5  
 W at Loyola Marymount .....3-2  
 W at Loyola Marymount .....4-1  
 W at #9 CS Fullerton.....4-3  
 L at #9 CS Fullerton.....10-0  
 W at Santa Clara .....6-3  
 W at Santa Clara .....9-1  
 L #23 LONG BEACH STATE ..7-1  
 L #23 LONG BEACH STATE 14-4  
 W UCSANTA BARBARA.....8-4  
 W UCSANTA BARBARA .....3-0  
 W PACIFIC .....5-2  
 W PACIFIC .....5-3

**1997**

**Head Coach: Connie Miner**

**24-38 , 10-22 WAC**

W at #8 California.....6-3  
 L at #8 California.....5-4  
 W UC SANTA BARBARA .....7-5  
 W OREGON STATE.....5-4  
 L CAL POLY SLO .....7-0  
 L CAL POLY SLO .....4-1

**Spartan Kickoff Tournament**

W SOUTHERN UTAH .....5-1  
 W SAINT MARY'S.....7-3  
 L CAL POLY SLO.....2-1  
 W SOUTHERN UTAH .....8-1  
 L CAL POLY SLO .....4-2  
 W SANTA CLARA .....7-2  
 W SANTA CLARA .....8-6  
 W #22 HAWAII .....8-3  
 W #22 HAWAII .....5-4  
 L #22 HAWAII .....12-5  
 L #22 HAWAII .....16-0  
 L UTAH .....8-1  
 L UTAH .....7-2  
 L at CS Sacramento.....2-0  
 L at CS Sacramento .....3-0  
 L COLORADO STATE .....9-4  
 L COLORADO STATE .....6-5

**NIST**

W Northeastern Illinois ..7-6  
 L Missouri .....7-0  
 W Purdue .....5-1  
 L Colorado State.....8-1  
 W Evansville.....14-4  
 L Colorado State.....5-1

**AT&T Capital Classic**

L #17 California.....3-1  
 L #8 Michigan State .....5-1  
 L Nebraska .....5-2  
 W Arkansas .....4-3  
 L Sacramento State .....4-0  
 W Harvard .....4-1  
 L Toledo .....5-1  
 W NEW MEXICO .....8-6  
 L NEW MEXICO .....6-0  
 L UNLV .....12-5  
 L UNLV .....6-0

L #2 FRESNO STATE .....18-0  
 W #2 FRESNO STATE .....6-3  
 L at San Diego State .....3-0  
 W at San Diego State .....2-1  
 L at #1 Fresno State .....10-5  
 L at #1 Fresno State .....2-0  
 W STANFORD.....10-1  
 L STANFORD .....9-0  
 L at UNLV .....6-4  
 L at UNLV .....9-8  
 L at New Mexico .....3-0  
 L at New Mexico .....7-1  
 L at #18 Utah .....8-0  
 L at #18 Utah .....9-0  
 L at Colorado State .....2-1  
 L at Colorado State .....4-0  
 W SAN DIEGO STATE .....2-1  
 W SAN DIEGO STATE .....4-3  
 W at Tulsa .....10-8  
 L at Tulsa.....8-6  
 W at Tulsa .....3-1  
 W at Tulsa .....8-5

**1998**

**Head Coach: Connie Miner**

**26-33, 11-21 WAC**

L at CS Sacramento .....4-1  
 W at CS Sacramento .....5-4

**CSF Showcase**

L Eastern Michigan.....8-5  
 W Virginia .....6-0  
 W #13 Long Beach State ..5-4  
 L CS Fullerton .....11-3  
 L #25 UTAH.....6-1  
 L #25 UTAH .....6-2  
 L at #11 Hawai'i .....10-3  
 L at #11 Hawai'i .....6-4  
 W at #11 Hawai'i.....5-4  
 L at #11 Hawai'i.....8-0  
 W COLORADO STATE .....3-1  
 W COLORADO STATE .....2-1

**NIST**

L #8 Arizona State .....9-1  
 L Drake .....4-2  
 W Centenary .....12-3  
 W Akron .....1-0



# YEAR BY YEAR

W	Santa Clara	3-1
W	Santa Clara	6-2
L	TEXAS TECH	1-0
L	TEXAS TECH	5-2
Capital Classic Tournament		
W	SW Missouri State	1-0
W	Harvard	11-9
W	#12 Nebraska	8-1
L	Baylor	7-0
W	Texas A&M	7-0
L	CS Sacramento	4-3
L	FRESNO STATE	10-1
L	FRESNO STATE	13-0
W	CAL POLY SLO	4-3
L	at UNLV	5-4
L	at UNLV	6-5
L	at New Mexico	9-1
L	at New Mexico	3-2
W	SAN DIEGO STATE	5-4
L	SAN DIEGO STATE	6-4
L	#21 CALIFORNIA	5-0
L	#21 CALIFORNIA	7-0
L	at San Diego State	2-1
W	at San Diego State	2-1
L	at #3 Fresno State	9-1
L	at #3 Fresno State	9-0
W	SANTA CLARA	5-1
L	SANTA CLARA	2-1
L	UNLV	7-4
W	UNLV	7-6
W	NEW MEXICO	9-1
L	NEW MEXICO	7-6
W	SAINT MARY'S	7-0
W	SAINT MARY'S	8-0
L	at Utah	5-1
L	at Utah	11-0
L	at Colorado State	3-0
L	at Colorado State	4-3
W	TULSA	5-1
W	TULSA	2-1
W	TULSA	7-0
W	TULSA	4-3

## 1999

**Head Coach: Connie Miner**

**13-47, 2-19 WAC**

L	at California	8-0
L	at California	8-0
SPARTAN EARLY BIRD		
L	OREGON STATE	7-2
L	PACIFIC	9-0
SPARTAN KICK-OFF		
W	SOUTHERN UTAH	4-0
W	TOLEDO	6-0
L	SANTA CLARA	2-0
W	SOUTHERN UTAH	6-1
W	SANTA CLARA	2-0
Louisville Slugger Tournament		
L	#18 Arizona State	9-1
L	Michigan State	5-2
W	Illinois State	1-0
L	#16 Iowa	4-0
L	#16 Iowa	9-0
L	at UNLV	6-0
L	at UNLV	11-4
L	at UNLV	4-0
L	CS SACRAMENTO	9-0
L	CS SACRAMENTO	3-2
W	TULSA	9-5
W	TULSA	6-4
L	TULSA	6-5
L	NORTHERN ILLINOIS	7-2
L	NORTHERN ILLINOIS	3-1
NIST		
W	Wisconsin-Green Bay	5-1
L	#23 Iowa	3-1
L	Texas Tech	3-1
L	Purdue	2-1
L	Loyola Marymount	2-1
L	UTAH STATE	8-2
L	UTAH STATE	10-1
L	#24 NEBRASKA	3-2
Capital Classic		
L	#24 Nebraska	4-0
L	Oregon	2-0
W	Southeast Missouri State	5-4
W	Southwest Missouri State	5-0
W	Portland State	5-2
L	Baylor	5-1

L	Ohio	6-2
L	UTAH	4-1
L	UTAH	5-0
L	UTAH	5-3
W	at Santa Clara	4-3
L	at Santa Clara	4-3
L	#21 NEW MEXICO	6-0
L	#21 NEW MEXICO	9-3
L	#21 NEW MEXICO	10-3
L	SANTA CLARA	8-2
W	SANTA CLARA	8-4
L	at #2 Fresno State	8-0
L	at #2 Fresno State	4-1
L	at #2 Fresno State	4-1
L	at #10 Stanford	7-1
L	at #10 Stanford	6-0
L	at Hawai'i	9-2
L	at Hawai'i	6-0
L	at Hawai'i	10-0
L	SAN DIEGO STATE	15-3
L	SAN DIEGO STATE	7-6
L	SAN DIEGO STATE	8-0

## 2000

**Head Coach: Connie Miner**

**19-37, 6-14 WAC**

W	SONOMA STATE	6-2
W	SONOMA STATE	8-4
SPARTAN EARLY BIRD		
L	CALIFORNIA	5-0
L	BRIGHAM YOUNG	7-4
W	BRIGHAM YOUNG	6-3
L	SACRAMENTO STATE	5-4
W	SAN FRANCISCO STATE	8-0
L	SAN FRANCISCO STATE	7-4
L	at Sacramento State	5-4
L	at Sacramento State	2-1
L	at Saint Mary's	5-3
L	at Saint Mary's	5-2
Titan Invitational		
W	Portland State	3-1
L	San Diego State	3-2
L	Missouri	2-1
NIST		
W	Georgia Tech	5-3
W	UC Santa Barbara	8-7

# AR SCORES

L	Wisconsin	9-0
W	Baylor	3-2
L	California	6-3
Capital Classic		
W	Utah State	8-6
L	Texas A&M	13-6
L	Middle Tennessee State	5-1
L	Oregon	7-1
L	California	3-0
L	Louisville	2-1
L	UC SANTA BARBARA	5-3
L	TEXAS A&M-CORPUS CHRISTI	5-1
L	at Cal Poly	8-0
L	at Cal Poly	7-5
W	at Loyola Marymount	4-2
L	at Loyola Marymount	1-0
W	SANTA CLARA	1-0
W	SANTA CLARA	6-3
L	at Fresno State	4-0
L	at Fresno State	3-1
L	PORTLAND STATE	5-0
W	PORTLAND STATE	10-0
W	at Tulsa	3-0
L	at Tulsa	8-0
W	at Tulsa	3-0
L	at Tulsa	2-0
W	at Santa Clara	4-1
W	at Santa Clara	4-3
L	FRESNO STATE	4-0
L	FRESNO STATE	12-4
L	LOYOLA MARYMOUNT	8-3
W	LOYOLA MARYMOUNT	5-2
L	STANFORD	5-1
L	STANFORD	12-1
L	HAWAII	5-2
L	HAWAII	2-1
L	HAWAII	3-1
L	HAWAII	11-4
L	at Portland State	2-0
W	at Portland State	10-1

2001

**Head Coach: Dee Dee Enabenter**  
26-41, 5-15 WAC

Spartan Early Bird

W	CAL POLY SLO	1-0
---	--------------	-----

L	UCLA	8-0
L	CS NORTHRIDGE	1-0
L	CS NORTHRIDGE	1-0
L	CAL POLY	1-0
W	SAN FRANCISCO STATE	3-2
W	SAN FRANCISCO STATE	7-0
L	at Stanford	8-0
L	at Stanford	7-2
L	SACRAMENTO STATE	4-3
L	SACRAMENTO STATE	5-0
L	SANTA CLARA	4-3
W	SANTA CLARA	2-0
Worth Invitational		
L	Minnesota	2-0
L	CS Fullerton	2-1
W	Portland State	3-1
W	Oregon	2-1
L	Pacific	4-1
W	Long Beach State	1-0
NIST		
W	Virginia Tech	2-0
L	Miami (Ohio)	2-1
W	Santa Clara	2-0
L	Southern Illinois	2-1
W	UC Santa Barbara	4-1
W	Santa Clara	3-1
W	Sacramento State	7-4
L	Southern Illinois	1-0
W	MIAMI (OHIO)	4-3
L	MIAMI (OHIO)	2-1
Capital Classic		
W	Mississippi	2-1
L	Brigham Young	5-0
L	Texas Tech	1-0
L	Iowa	5-0
L	Texas A&M-Corpus Christi	2-1
W	Miami (Ohio)	2-0
W	Mississippi	2-1
L	Western Kentucky	5-0
L	at Loyola Marymount	3-0
W	at Loyola Marymount	1-0
W	at UC Riverside	1-0
L	at UC Riverside	5-3
L	FRESNO STATE	2-0
W	FRESNO STATE	1-0
W	LOYOLA MARYMOUNT	3-2

L	LOYOLA MARYMOUNT	5-2
L	at Oregon	9-1
L	at Oregon	4-1
L	at Portland State	4-2
L	at Portland State	1-0
W	SAINT MARY'S	1-0
L	SAINT MARY'S	5-0
L	at Cal Poly	4-2
L	at Cal Poly	2-1
L	TULSA	1-0
W	TULSA	4-0
L	TULSA	6-0
W	TULSA	1-0
W	at Santa Clara	1-0
W	at Santa Clara	5-1
L	at Fresno State	2-1
L	at Fresno State	2-1
L	at Hawaii	5-2
L	at Hawaii	7-2
L	at Hawaii	1-0
L	at Hawaii	7-0
L	PORTLAND STATE	2-1
L	PORTLAND STATE	4-2

2002

**Head Coach: Dee Dee Enabenter-Omidiji**  
25-44, 8-16 WAC

Early Bird Classic

L	CS Northridge	3-2
L	San Diego State	3-0
L	Long Beach State	5-2
L	Washington	9-1
L	UCLA	3-0
W	at San Francisco State	5-0
W	at San Francisco State	3-1
W	at Sacramento State	3-2
L	at Sacramento State	2-1
W	at Saint Mary's	1-0
W	at Saint Mary's	3-0
Wildcat Invitational		
L	Arizona	8-0
L	Northern Iowa	7-1
L	CS Northridge	4-1
W	Drake	7-6
L	Eastern Michigan	3-1



# YEAR BY YEAR

Worth Invitational	
L Portland State	2-1
L CS Fullerton	10-0
W Ohio State	7-6
L San Diego State	4-3
L Minnesota	4-3
L Oregon State	5-0

NIST	
W Arizona State	1-0
L Northern Iowa	4-1
L Buffalo	3-2
W Syracuse	9-4
W UNC Greensboro	2-0

Capital Classic	
L California	6-1
W Miami (Ohio)	4-0
L Kansas	5-3
L Syracuse	3-1
L Wisconsin	7-2
W Saint Mary's	5-1
L Utah State	2-0

L at Loyola Marymount	9-0
L at Loyola Marymount	3-1
W at Portland State	3-1
L at Portland State	3-2
L at Oregon State	1-0
L at Oregon State	6-1
L HAWAII	3-1
L HAWAII	8-1
W HAWAII	2-1
L HAWAII	9-2
L LOUISIANA TECH	4-1
W LOUISIANA TECH	6-5
L TULSA	4-1
W TULSA	2-1
L at California	7-0
L at Fresno State	1-0
L at Fresno State	1-0
L LOYOLA MARYMOUNT	8-5
W LOYOLA MARYMOUNT	6-5
W CAL POLY	5-0
L CAL POLY	4-3
W SANTA CLARA	3-2
W SANTA CLARA	2-1
L at Tulsa	3-1
L at Tulsa	3-2

W at Louisiana Tech	4-0
W at Louisiana Tech	4-2
L PORTLAND STATE	10-1
L PORTLAND STATE	6-2
L PACIFIC	1-0
W PACIFIC	1-0
L STANFORD	10-2
W STANFORD	1-0
L FRESNO STATE	1-0
W FRESNO STATE	3-2

## 2003

**Head Coach: Dee Dee**

**Enabenter-Omidiji**

**26-35, 8-10 WAC**

Spartan Early Bird	
W Tennessee	3-1
L California	3-1
L Tennessee	5-3
L California	9-0

New Mexico State Tournament	
W Bowling Green	6-5
L Indiana	4-2
W Eastern Illinois	6-4
W Marshall	8-0
W New Mexico State	10-2
L at Santa Clara	5-0
L at Santa Clara	6-2
L SACRAMENTO STATE	6-1
L SACRAMENTO STATE	2-1
L SAINT MARY'S	1-0
L SAINT MARY'S	11-0
W at Sacramento State	3-2
L at Sacramento State	6-2

NIST	
L Oregon State	7-0
L Oregon	3-0
L Sacramento State	4-0
W Virginia Tech	2-0
L UMKC	1-0

SJSU Invitational	
W BUFFALO	4-3
W BUFFALO	4-1
W SOUTHERN UTAH	2-1
W UTAH	2-1
W UTAH	2-1

L ILLINOIS-CHICAGO	1-0
L ILLINOIS-CHICAGO	6-2

Rebel Games	
W St. Peter's	8-3
W Dartmouth	2-0
W Towson	4-0
L Jacksonville State	11-1
L Wright State	1-0
L Jacksonville State	1-0
L Towson	2-0
W Stetson	1-0

W MENLO	9-0
W MENLO	4-1
W NEVADA	3-2
W NEVADA	7-6
W NEVADA	1-0
L NEVADA	8-3
L at Tulsa	1-0
L at Tulsa	3-1
L at Louisiana Tech	7-2
L at Louisiana Tech	3-2
L at Fresno State	5-0
L at Fresno State	5-2
L at Pacific	2-0
L at Pacific	3-2
L at Hawaii	4-0
L at Hawaii	6-1
L at Hawaii	4-0
W at Hawaii	2-1
L at Stanford	1-0
L at Stanford	4-2
W TULSA	3-1
W TULSA	3-2
W LOUISIANA TECH	5-4
W LOUISIANA TECH	1-0

## 2004

**Head Coach: Dee Dee**

**Enabenter-Omidiji**

**16-35, 9-13 WAC**

L CALIFORNIA	3-0
L CALIFORNIA	1-0
Stanford Classic	
L Alabama	2-0
L at Stanford	8-0
L Alabama	5-0

# AR SCORES

L	at Stanford	2-0
New Mexico State Tournament		
W	at New Mexico State	2-1
L	Tennessee	9-3
L	Boston	7-0
W	Southwest Missouri State	5-1
L	Southwest Missouri State	7-6
L	SACRAMENTO STATE	2-0
L	SACRAMENTO STATE	4-3
L	SANTA CLARA	7-1
L	SANTA CLARA	6-0
W	NOTRE DAME DE NAMUR	2-1
NIST		
L	Syracuse	3-2
L	Wisconsin	8-1
L	Santa Clara	3-0
L	Virginia	5-0
L	Sacramento State	7-2
W	UTEP	5-4
W	UTEP	4-0
L	ILLINOIS-CHICAGO	5-4
W	ILLINOIS-CHICAGO	13-9
L	at CS Northridge	1-0
L	at CS Northridge	8-0
L	at Long Beach State	3-0
W	at Long Beach State	7-0
W	at Saint Mary's	6-5
W	at Saint Mary's	4-1
L	LOUISIANA TECH	3-1
L	LOUISIANA TECH	4-2
L	TULSA	7-3
L	TULSA	4-0
W	at Nevada	11-6
W	at Nevada	3-1
L	at Fresno State	1-0
L	at Fresno State	6-5
W	at UTEP	3-1
W	at UTEP	5-4
L	FRESNO STATE	1-0
L	FRESNO STATE	5-0
L	NEVADA	1-0
W	NEVADA	2-1
L	HAWAII	3-2
W	HAWAII	2-1
W	HAWAII	5-1
L	HAWAII	3-1

L	at Louisiana Tech	2-1
L	at Louisiana Tech	2-1

2005

**Head Coach: Dee Dee  
Enabenter-Omidiji  
36-25, 10-8 WAC**

W	at UC Davis	6-2
W	at UC Davis	1-0
L	at #1 California	6-0
L	at Santa Clara	4-2
L	at Santa Clara	8-3
L	#24 PACIFIC	6-3
L	#24 PACIFIC	3-2
W	at Grambling State	10-0
W	at Grambling State	6-0
Mardi Gras Classic, Monroe, La.		
W	Louisiana Tech	4-0
W	Southern Mississippi	6-1
W	at Louisiana-Monroe	3-1
L	Louisville	1-0
Dixie Classic, Norfolk, Va.		
W	Villanova	5-3
L	Radford	2-1
W	George Mason	5-0
W	Delaware	9-0
W	at Norfolk State	11-0

W	Radford	5-1
W	at Cal Poly	1-0
L	at Cal Poly	3-1
W	at Sacramento State	1-0
W	at Sacramento State	4-3
W	CONNECTICUT	1-0
NIST		
W	Rhode Island	8-0
L	#24 Arizona State	2-0
L	Iowa	5-4
W	Sacramento State	3-2
L	Santa Clara	7-5
L	NORTHERN IOWA	8-6
L	NORTHERN IOWA	8-1
SPARTAN CLASSIC		
W	DARTMOUTH	10-2
W	ST. FRANCIS	3-1
W	COLORADO STATE	2-0
SPARTAN INVITE		
W	ST. FRANCIS	9-0
W	DARTMOUTH	4-0
L	BROWN	3-2
W	BROWN	7-3
L	TULSA	1-0
L	TULSA	2-0
W	TULSA	1-0
L	at #8 Stanford	2-0



*The 2005 San Jose State softball team has the most wins (36), shutouts (22), and no hitters (3) in school history. The team also threw the only perfect game in the program's history.*



# YEAR BY YEAR

L	at UTEP	6-4
W	at UTEP	10-6
W	at UTEP	8-1
L	at #18 Fresno State	4-0
W	at #18 Fresno State	3-1
L	at #18 Fresno State	2-1
L	#9 OREGON STATE	3-1
L	#9 OREGON STATE	3-0
W	UC DAVIS	2-1
W	UC DAVIS	4-3
L	NEVADA	10-4
W	NEVADA	2-1
W	NEVADA	5-3
L	at Hawaii	2-1
W	at Hawaii	3-2
L	at Hawaii	11-1
W	LOUISIANA TECH	2-0
W	LOUISIANA TECH	10-3
W	LOUISIANA TECH	8-0

## 2006

**Head Coach: DeeDee**

**Enabenter-Omidiji**

**23-27, 11-6 WAC**

### UCR Invitational

W	Saint Mary's	6-0
W	San Diego	5-3
L	UC Riverside	9-7
L	San Diego	3-1
W	at Saint Mary's	8-2
L	at Saint Mary's	3-1
L	#9 CALIFORNIA	3-0

### UTEP Invitational

W	New Mexico	2-1
L	Utah	8-0
L	New Mexico	2-0
W	UTEP	9-1
W	Northern Colorado	9-2

L	at Pacific	3-2
W	at Pacific	5-0

### Stacy Winsberg Tournament, Los Angeles, Calif.

L	Santa Clara	7-0
L	#4 UCLA	8-0
L	#4 UCLA	8-2
L	Cal Poly	7-4

L	Cal Poly	6-5
W	ST. FRANCIS	10-1
W	ST. FRANCIS	4-1

### NIST

W	ST. FRANCIS	9-0
L	IOWA	3-2
L	#10 ARIZONA STATE	11-0
L	SOUTHERN ILLINOIS	6-4

L	NORTH DAKOTA STATE	4-1
W	NORTH DAKOTA STATE	2-0
W	at New Mexico State	2-0
L	at New Mexico State	7-6
W	at New Mexico State	5-1

L	at Hawaii	2-0
L	at Hawaii	3-0
W	LOUISIANA TECH	4-0

L	LOUISIANA TECH	4-1
W	LOUISIANA TECH	7-6
W	NEVADA	6-5

W	NEVADA	1-0
W	NEVADA	3-2
W	at Utah State	2-1

W	at Utah State	9-8
W	at Utah State	3-2
W	at Utah	7-4

L	SANTA CLARA	11-0
L	SANTA CLARA	6-4
L	at #8 Stanford	4-3

W	#20 FRESNO STATE	2-1
L	#20 FRESNO STATE	6-1
L	#20 FRESNO STATE	9-1

### WAC Tournament, Fresno, Calif.

L	Hawaii	3-1
L	New Mexico State	5-0

## 2007

**Head Coach: Peter Turner**

**23-28, 6-12 WAC**

### UCR Invitational

W	San Diego	7-2
L	Northern Colorado	5-3
L	UC Riverside	5-4
L	#10 California	9-1

L	at UC Davis	2-0
L	at UC Davis	7-5
W	PACIFIC	4-3

L	PACIFIC	4-3
---	---------	-----

### Buzz Classic

L	Purdue	5-2
L	Winthrop	1-0
L	Wright State	3-0
W	Middle Tennessee State	3-1
W	Dartmouth	11-4

### NIST

W	NORTHERN IOWA	6-3
W	EASTERN ILLINOIS	5-0
W	CONNECTICUT	8-2
W	CHARLOTTE	4-2
L	IOWA	9-8

W	NORTHERN IOWA	8-2
W	NORTHERN IOWA	5-3
W	NORTHERN COLORADO	3-2

W	NORTHERN COLORADO	3-1
W	NORTHERN COLORADO	1-0
L	NORTHERN COLORADO	3-0

W	MERCER	2-1
L	MERCER	5-4
L	NEW NEXICO STATE	5-1

L	NEW MEXICO STATE	10-6
L	NEW MEXICO STATE	5-3
W	at Santa Clara	13-3

L	at Santa Clara	4-3
W	#21 HAWAII	2-1
L	#21 HAWAII	20-0

L	#21 HAWAII	9-2
W	at Louisiana Tech	3-2
W	at Louisiana Tech	9-0

L	at Louisiana Tech	4-2
W	at Nevada	2-1
L	at Nevada	3-0

L	at Nevada	10-0
W	UTAH STATE	3-1
W	UTAH STATE	5-0

L	UTAH STATE	2-0
L	at #16 Stanford	5-3
L	at Fresno State	3-2

L	at Fresno State	4-2
L	at Fresno State	9-0

WAC Tournament, Fresno, Calif.		
L	Fresno State	5-0
W	Utah State	9-1
W	New Mexico State	3-1

# AR SCORES

L Nevada .....2-1

## 2008

**Head Coach: Peter Turner**

**26-35, 5-13 WAC**

at CSU Bakersfield .....8-3

at CSU Bakersfield .....4-3

at CSU Bakersfield .....7-5

at CSU Bakersfield .....5-4

at Sacramento State.....5-2

at Sacramento State.....6-5

CALIFORNIA .....3-2

uisville Slugger Desert Classic

W Seton Hall .....5-4

L UTEP .....4-3

W Brigham Young .....3-2

L CSU Northridge.....8-0

L Oregon .....4-3

SAINT MARY'S.....6-4

SAINT MARY'S .....3-0

SANTA CLARA .....6-1

SANTA CLARA .....2-0

ison DeMarini Invitational

L Creighton .....8-0

L Arkansas .....9-2

L Drake.....3-2

W Florida International ..2-1

L #2 Arizona State .....11-1

NORTH DAKOTA STATE....7-0

NORTH DAKOTA STATE ....3-1

ST

W Tennessee State .....4-2

W Tennessee State.....7-1

L Northern Iowa .....4-3

L California .....15-4

W Boston College .....6-5

int Mary's Invitational

W Sacred Heart .....8-0

W UC Riverside .....9-2

W at Pacific .....3-1

L at Pacific .....3-1

NORTHERN COLORADO 11-0

NORTHERN COLORADO ..1-0

LOUISIANA TECH.....1-0

LOUISIANA TECH.....3-1

LOUISIANA TECH.....5-2

W SACRAMENTO STATE .....4-3

W at Saint Mary's .....11-10

L at Saint Mary's .....8-5

W at Utah State .....15-8

L at Utah State .....8-6

L at Utah State.....11-10

L at #20 Hawai'i .....1-0

L at #20 Hawai'i.....3-1

L at #20 Hawai'i .....9-6

W UC DAVIS .....2-1

W UC DAVIS .....10-1

L #12 FRESNO STATE .....2-0

L #12 FRESNO STATE .....1-0

L #12 FRESNO STATE .....5-3

L at #7 Stanford.....7-3

L at New Mexico State.....4-1

W at New Mexico State.....14-8

W at New Mexico State .....4-2

L #19 NEVADA .....4-1

L #19 NEVADA .....3-2

L #19 NEVADA .....5-4

WAC Tournament,

Honolulu, Hawai'i

W Utah State.....8-2

L Nevada .....5-0

L Hawai'i.....12-4

## 2009

**Head Coach: Peter Turner**

**19-37, 6-15 WAC**

Red Desert Classic,

St. George, Utah

W Idaho State .....4-1

L Utah .....6-5

L Brigham Young .....3-2

L #12 Tennessee.....16-0

W Utah Valley .....14-4

UTEP Tournament

L CS Northridge .....7-4

W Northern Colorado.....3-0

L New Mexico State ....14-1

L UTEP .....2-1

L Samford .....6-1

W BOSTON U.....6-4

L BOSTON U .....3-1

L SACRAMENTO STATE .....3-0

L BOSTON U .....4-1

L CSU BAKERSFIELD .....5-4

W CSU BAKERSFIELD .....1-0

L CSU BAKERSFIELD .....4-2

L CSU BAKERSFIELD .....5-0

L ILLINOIS STATE .....14-2

W ILLINOIS STATE .....4-0

W VERMONT .....6-1

W VERMONT .....8-0

NIST

W COLORADO STATE ....3-0

L LONG BEACH STATE ..2-1

L CANISIUS .....3-2

L UNLV.....4-0

W CANISIUS .....5-4

L PRINCETON.....4-0

W PRINCETON .....8-5

L at Fresno State .....7-1

L at Fresno State .....2-0

L at Fresno State .....1-0

L DARTMOUTH.....7-6

W UTAH STATE .....9-1

L UTAH STATE .....4-1

W UTAH STATE.....3-1

W SANTA CLARA .....7-1

W SANTA CLARA .....9-1

W BOISE STATE .....8-2

L BOISE STATE .....4-2

W BOISE STATE .....8-0

L at New Mexico State.....14-4

L at New Mexico State .....6-0

L at New Mexico State.....16-7

W HAWAII .....5-4

L HAWAII .....6-5

L HAWAII .....11-4

L at #4 Stanford .....3-0

L at Louisiana Tech .....10-1

L at Louisiana Tech .....9-7

L at Louisiana Tech .....4-1

L #25 NEVADA .....17-0

L #25 NEVADA .....5-3

W #25 NEVADA .....1-0

WAC Tournament, Fresno, Calif.

L Boise State .....8-4

L New Mexico State .....6-1



# YEAR BY YEAR

**2010**

**Head Coach: Peter Turner**

**34-25, 8-13 WAC**

Red Desert Classic,  
St. George, Utah

L	Brigham Young	9-5
L	Utah	8-0
W	Utah Valley	7-3
W	Northern Colorado	14-9
W	Seattle	7-3
W	SANTA CLARA	6-0
W	SANTA CLARA	5-0
W	CSU BAKERSFIELD	5-4
W	CSU BAKERSFIELD	5-4
L	CSU BAKERSFIELD	9-1
W	CSU BAKERSFIELD	11-8

UTEP Invitational

L	UTEP	7-4
W	Weber State	11-6
W	New Mexico	6-1
L	New Mexico	2-0
W	Northern Colorado	16-1
W	Weber State	12-1

Hornet Round Robin

W	Charlotte	4-3
W	Sacramento State	10-4
W	Sacramento State	11-5
W	Charlotte	3-2

South Bay Super Series,

San Jose, Calif.

W	Saint Mary's	8-7
W	Saint Mary's	4-0
W	Princeton	2-0
W	Princeton	6-2

Judi Garman Softball Classic,

Fullerton, Calif.

L	#15 Texas	13-8
L	UNLV	7-1
W	#11 Oklahoma	5-4
W	Virginia	8-4
L	Utah	12-2
W	at UC Davis	5-4
L	at Hawaii	3-2
L	at Hawaii	7-3
L	at Hawaii	7-1
L	LOUISIANA TECH	2-0



*San Jose State's 2010 club leads all teams in 11 hitting categories. The club also had the most single-game RBI (16, versus Northern Colorado, 2/27/10).*

L	LOUISIANA TECH	9-1
W	LOUISIANA TECH	10-2
W	SANTA CLARA	4-2
L	at Pacific	7-2
W	at Nevada	7-6
W	at Nevada	10-2
W	at Nevada	11-9
L	FRESNO STATE	2-1
L	FRESNO STATE	4-0
W	FRESNO STATE	1-0
L	at Utah State	4-2
W	at Utah State	2-1
L	at Utah State	2-1
L	at #14 Stanford	4-1
L	at Boise State	10-7
W	at Boise State	7-6
L	at Boise State	15-0
W	NEW MEXICO STATE	3-2
L	NEW MEXICO STATE	2-1
L	NEW MEXICO STATE	8-7
WAC Tournament, Las Cruces, N.M.		
W	Louisiana Tech	6-5
L	Hawaii	16-8
W	New Mexico State	9-8
L	Boise State	6-5

**2011**

**Head Coach: Peter Turner**

**19-25, 5-16 WAC**

Kajikawa Classic, Tempe, Ariz.

W	Ole Miss	3-2
L	CS Northridge	9-8
L	Nebraska	7-3
W	Appalachian State	4-3
L	Portland State	5-3
L	#13 Arizona State	11-3
W	at CSU Bakersfield	3-1
W	at CSU Bakersfield	3-1
W	at CSU Bakersfield	6-2
W	at CSU Bakersfield	8-0
W	SANTA CLARA	2-1
W	SANTA CLARA	8-0
Libby Matson Invitational, Stockton, Calif.		
L	#13 Oregon	8-0
L	#13 Oregon	6-0
L	Pacific	12-9

Eller Media Stadium Classic,  
Las Vegas, Nev.

L	Bradley	3-1
L	Kansas	3-1
W	San Diego	5-0
L	Troy	14-9
L	UNLV	3-2

# YEAR SCORES

Santa Clara Bronco Invitational,  
Hayward, Calif.

L	UC Davis	6-2
W	Albany	3-2
W	Santa Clara	14-1
L	UC Davis	4-3
W	NEW MEXICO	3-1
L	NEW MEXICO	10-0

Judi Garman Tournament,  
Fullerton, Calif.

L	#7 Arizona	14-6
L	Illinois	14-2
L	Pacific	11-3
W	IDAHO STATE	4-3
L	IDAHO STATE	7-4
L	at New Mexico State	7-6
L	at New Mexico State	9-0
L	at New Mexico State	18-9
W	BOISE STATE	5-3
L	BOISE STATE	12-1
L	BOISE STATE	12-1
W	UC DAVIS	5-4
L	UTAH STATE	9-6
L	UTAH STATE	5-2
W	UTAH STATE	8-4
L	at #11 Stanford	3-1
L	at Fresno State	4-2
L	at Fresno State	2-1
L	at Fresno state	6-1
L	NEVADA	8-5
L	NEVADA	1-0
W	NEVADA	12-4
L	at Louisiana Tech	2-1
W	at Louisiana Tech	4-1
W	at Louisiana Tech	5-3
L	HAWAII	8-0
L	HAWAII	11-1
L	HAWAII	3-1

**2012**

**Head Coach: Peter Turner**  
**28-28, 9-10 WAC**

Kajikawa Classic, Tempe, Ariz.

L	#1 Arizona State	4-0
L	#12 Washington	9-4
W	Cal Poly	15-3

L	#11 Oregon	9-0
L	#15 Texas A&M	2-1

Louisville Slugger Desert Classic,  
Las Vegas

L	Utah	3-1
L	Ohio State	6-3
L	#1 California	7-0
W	UC Riverside	9-1
W	Idaho State	10-4
W	SACRAMENTO STATE	5-4
L	CSU BAKERSFIELD	4-1
W	CSU BAKERSFIELD	4-3
W	CSU BAKERSFIELD	9-1
W	CSU BAKERSFIELD	6-3
L	at Sacramento State	8-2

Deanna Mauer Super Series,  
San Jose, Calif.

L	SOUTHERN UTAH	7-2
L	SOUTHERN UTAH	5-4
W	SOUTHERN UTAH	6-4
W	SANTA CLARA	2-1
W	SANTA CLARA	9-5
L	PACIFIC	6-0

SCU Invitational, San Jose

W	SAINT MARY'S	6-5
W	UC SANTA BARBARA	3-1

Stanford Louisville

Slugger Classic

W	James Madison	9-1
W	Cal Poly	8-4
L	Colorado State	3-1
L	#10 Stanford	7-2

Gaucho Classic II,

Santa Barbara, Calif.

W	Wisconsin	9-0
W	Oklahoma State	1-0
L	UC Santa Barbara	4-1
L	UC Santa Barbara	7-2
L	at #17 Hawaii	4-1
W	at #17 Hawaii	4-2
L	at #17 Hawaii	8-0
W	LOUISIANA TECH	4-2
W	LOUISIANA TECH	7-0
W	at Nevada	11-2
L	at Nevada	1-0
W	at Nevada	10-0

L	FRESNO STATE	1-0
W	FRESNO STATE	2-1
W	#16 STANFORD	2-1
W	at Utah State	11-2
W	at Utah State	9-1
L	at Utah State	6-4
W	at Utah Valley	10-6
L	at BYU	5-4
L	at BYU	3-2
L	at BYU	10-2
L	NEW MEXICO STATE	1-0
W	NEW MEXICO STATE	1-0
L	NEW MEXICO STATE	8-0

WAC Tournament,  
Las Cruces, N.M.

W	Nevada	9-6
L	Hawaii	5-1
L	Fresno State	4-3