



*2011 San Jose State
Women's Gymnastics
Record Book*



2011 San Jose State Gymnastics

The following is the San Jose State University Record Book for women's gymnastics. The book contains rosters for this season and past seasons along with single-season stats for the past five years.

This season's players' biography can be found on the San Jose State website, www.sjsuspartans.com. Information on this year's team including statistics and latest results are available on the website.

Quick Facts

Location:	San Jose, CA 95192
Founded:	1857
Enrollment:	29,200
Interim President:	Don W. Kassing
Athletics Director:	Tom Bowen
Associate AD/SWA:	Liz Jarnigan
Faculty Athletics Representative:	Bill Campsey
Nickname:	Spartans
School Colors:	Gold, White & Blue
Conference:	Western Athletic
Affiliation:	NCAA Division I
Head Coach:	Wayne Wright (10th season)
Career Record:	128-95-1 (9 years)
Assistant Coaches:	Meghan Gates (Brigham Young, 2007) Sheella Martinez (San Jose State)
Volunteer Assistant:	Brian Gates
Letterwinners Returning/Lost:	8/3
2010 Record:	11-13
2010 Conference Finish:	4th at WAC Championships
2010 Regional Finish:	N/A
Associate SID/Women's Gymnastics Contact:	Amy Villa
SID Office Phone:	(408) 924-1216
SID Cell Phone:	(408) 421-8604
SID FAX:	(408) 924-1291
email:	amy.villa@sjsu.edu
SJSU Athletics Web Site:	www.sjsuspartans.com

Table of Contents

2011 Roster	3
2010 Roster	4
2010 Results & Scores	5-6
2009 Roster	7
2009 Results & Scores	8-9
2008 Roster	10
2008 Results & Scores	11-12
2007 Roster	13
2007 Results & Scores	14-15
2006 Roster	16
2006 Results & Scores	17-18
Record Book	19
Letterwinners	20
Coaching Records	21
Top Team Scores	22
Top-20 Team Scores By Event	23-24
Individual Scores	25-26
Postseason Results	27
Conference Meet Results	28-29
All-Conference Honors	30
Academic Honors	31
Spartan Gym	32

Credits: The 2011 San José State Women's Gymnastics Record Book is a product of the San José State Sports Information Office. Writing, layout and editing by Amy Villa. Photos: Terrell Lloyd, Ron Fried. All names, nicknames, logos and other indicia referring to San Jose State University are trademarked and protected by the university. Any unauthorized use is prohibited.

San José State University does not discriminate on the basis of race, color, religion, national origin, sex, sexual orientation, marital status, pregnancy, age disability, disabled veterans or Vietnam status. This policy applies to all SJSU students, faculty and staff programs and activities. Questions regarding this policy should be directed to the Director of the Office of Equal Employment Opportunity/ Affirmative Action, SJSU, San Jose, CA 95192, (408) 924-1115.



2011 SAN JOSE STATE WOMEN'S GYMNASTICS ROSTER

<u>Name</u>	<u>Events</u>	<u>Ht.</u>	<u>Class</u>	<u>Hometown/Last School/Gym Club</u>
Julia Greer	V, BB, FX	5-2	FR	San Diego, Calif./Point Loma HS/Mission Valley YMCA
Cassandra Harrison	AA	5-2	FR	Edmonton, Alberta, Canada/Victoria School/ Capital City Gymnastics Club
Shanice Howard	AA	5-6	SR	Rancho Santa Margarita, Calif./Tesoro HS/ South Coast Gymnastics
Victoria Lark	BB, FX	5-4	SO	Corona, Calif./John F. Kennedy HS/Gymnastics Pacifica
Aubrey Lee	AA	5-3	JR	Reno, Nev./North Valley HS/Flips USA Gymnastics
Casey McCord	AA	5-5	JR	Woodlands, Texas/The Woodlands HS/ Woodlands Gymnastics Academy
Katie Merritt	V, UB, BB	5-4	SR	Irvine, Calif./Woodbridge HS/South Coast Gymnastics
Alexandria Myers	AA	5-2	FR	Phoenix, Ariz./Desert Vista HS/Desert Lights Gymnastics
Holly Partridge	AA	5-4	SO	Torrance, Calif./South HS/American Gymnastics Academy
Karlene Simon	AA	5-2	SO	Modesto, Calif./Fred C. Beyer HS/GymStars Modesto
Lily Swann	AA	5-2	SR	Austin, Texas/Westlake HS/AcroTex Gymnastics
Alyssa Telles-Nolan	AA	5-5	SO	Albuquerque, N.M./Eldorado HS/Gold Cup Gymnastics
Katie Valleau	V, BB, FX	5-1	JR	San Diego, Calif./San Diego School of Creative & Performing Arts/Mission Valley YMCA
Thomasina Wallace	AA	4-11	JR	Pomona, Calif./Diamond Ranch HS/Charter Oak Gliders
Samantha Wong	V, BB, FX	5-1	JR	San Francisco, Calif./Mercy HS/San Mateo Gymnastics

Head Coach: Wayne Wright

Assistant Coaches: Meghan Gates, Shella Martinez

Volunteer Coach: Brian Gates



2010 SAN JOSE STATE WOMEN'S GYMNASTICS ROSTER

Name	Events	Ht.	Class	Hometown/Last School/Gym Club
Shanice Howard	AA	5-6	JR	Rancho Santa Margarita, Calif./Tesoro HS/ South Coast Gymnastics
Jessica Khoshnood	AA	5-3	SR	Bellevue, Wash./Newport HS/Gymnastics East
Aubrey Lee	V, BB, FX	5-3	SO	Reno, Nev./North Valley HS/Flips USA Gymnastics
Katie Lindsey	AA	5-1	FR	Colorado Springs, Colo./Rampart HS/Colorado Aerials
Tiffany Louie	AA	5-4	SR	Millbrae, Calif./Carlmont HS/San Mateo Gymnastics
Casey McCord	AA	5-5	SO	Woodlands, Texas/The Woodlands HS/ Woodlands Gymnastics Academy
Katie Merritt	V, UB, BB	5-4	JR	Irvine, Calif./Woodbridge HS/South Coast Gymnastics
Holly Partridge	AA	5-4	FR	Torrance, Calif./South HS/American Gymnastics Academy
Jymmie Pierce	UB, BB, FX	5-9	JR	Romoland, Calif./Temescal Canyon HS/Jag Gymnastics
Karlene Simon	AA	5-2	FR	Modesto, Calif./Fred C. Beyer HS/GymStars Modesto
Lily Swann	AA	5-2	JR	Austin, Texas/Westlake HS/AcroTex Gymnastics
Gabrielle Targosz	BB, FX	5-3	SR	Phoenix, Ariz./Shadow Mountain HS/Arizona Sunrays
Alyssa Telles-Nolan	AA	5-5	FR	Albuquerque, N.M./Eldorado HS/Gold Cup Gymnastics
Katie Valleau	AA	5-1	SO	San Diego, Calif./San Diego School of Creative & Performing Arts/Mission Valley YMCA
Thomasina Wallace	AA	4-11	SO	Pomona, Calif./Diamond Ranch HS/Charter Oak Gliders
Samantha Wong	V, FX	5-1	SO	San Francisco, Calif./Mercy HS/San Mateo Gymnastics

Head Coach: Wayne Wright

Assistant Coaches: Meghan Donahue, Shella Martinez

Undergraduate Assistant Coach: Katelyn Van Eck



Date	Opponents	Vault	Bars	Beam	Floor	Total
1/10/10	San Jose State	48.425	48.475	47.175	47.725	191.800
	at UC Davis	48.425	48.150	46.175	48.250	191.000
	CS Fullerton	48.100	48.050	46.175	45.675	188.000
	Wis.-Whitewater	46.675	44.900	44.000	46.150	181.725
1/15/10	Boise State	49.025	48.800	47.600	48.775	194.200
	San Jose State	48.200	48.475	47.200	48.225	191.950
	Sacramento State	47.800	47.925	46.425	46.775	188.925
1/22/10	UCLA	48.675	49.075	48.350	48.325	194.425
	San Jose State	48.050	48.475	47.200	48.225	191.950
	at California	48.000	47.575	47.075	47.725	190.375
1/30/10	SOUTHERN UTAH	48.850	48.400	49.075	49.250	194.925
	SAN JOSE STATE	48.025	48.500	48.175	48.600	193.300
2/7/10	at Stanford	49.000	49.325	49.075	49.250	196.650
	Washington	48.525	48.700	48.075	48.775	194.075
	Sacramento State	48.200	48.550	48.300	48.175	193.225
	San Jose State	48.125	48.675	47.175	48.825	192.800
2/12/10	CS FULLERTON	48.175	48.325	47.250	47.425	191.175
	SAN JOSE STATE	48.225	47.900	45.700	49.050	190.875
2/19/10	at Sacramento State	48.400	48.250	49.000	48.575	194.225
	San Jose State	48.500	47.725	48.750	48.875	193.850
2/26/10	SAN JOSE STATE	48.725	48.850	47.825	49.150	194.550
	UC DAVIS	48.650	48.825	47.500	48.775	193.750
	SACRAMENTO STATE	47.900	48.600	48.075	48.975	193.550
3/5/10	STANFORD	49.225	48.775	49.425	49.375	196.800
	SAN JOSE STATE	48.525	48.475	48.775	49.300	195.075
	CALIFORNIA	47.875	46.825	47.975	48.100	190.775
3/12/10	San Jose State	48.625	48.200	48.925	48.925	194.675
	at Utah State	47.975	48.725	48.575	48.450	193.725
3/19/10	at Boise State	49.100	49.325	48.925	49.200	196.550
	San Jose State	48.725	48.875	47.100	48.775	193.475
3/27/10	WAC Championships, Fullerton, Calif.					
	Southern Utah	49.100	48.525	49.075	49.100	195.800
	Boise State	49.125	48.125	49.175	49.275	195.700
	Utah State	48.650	48.575	48.200	48.250	193.675
	San Jose State	48.750	47.650	48.225	48.975	193.600
	Cal State Fullerton	48.750	48.650	48.275	47.500	193.175
	Sacramento State	48.550	48.775	47.700	47.625	192.650
	San Jose State Highs	48.725	48.850	48.925	49.300	195.075
	San Jose State RQS	48.620	48.595	48.380	48.995	194.030



2010 Scores

Vault Scores

<u>Name</u>	<u>1/10</u>	<u>1/15</u>	<u>1/22</u>	<u>1/30</u>	<u>2/7</u>	<u>2/12</u>	<u>2/19</u>	<u>2/26</u>	<u>3/5</u>	<u>3/12</u>	<u>3/19</u>	<u>3/27</u>
Shanice Howard							9.625	9.775	9.725	9.750	9.675	9.825
Aubrey Lee	8.700	9.600	9.050	9.550	9.650	9.500	9.675	9.700	9.650	9.625	9.650	9.700
Tiffany Louie	9.525	9.575	9.550	9.575	9.550	9.625						
Casey McCord				9.550	9.550						9.700	9.325
Katie Merritt	9.750	9.400	9.675	9.625	9.700	9.675	9.800	9.750	9.700	9.675	9.825	9.725
Lily Swann	9.825	9.725	9.800	9.725	9.725	9.825	9.775	9.825	9.850	9.775	9.875	9.850
Katie Valleau	9.500	9.450	9.275			9.600	9.625	9.675	9.600	9.625	9.500	9.650
Thomasina Wallace	9.825	9.850	9.750	9.200	9.475	9.150	9.600	9.650	9.200	9.800		

Bars Scores

<u>Name</u>	<u>1/10</u>	<u>1/15</u>	<u>1/22</u>	<u>1/30</u>	<u>2/7</u>	<u>2/12</u>	<u>2/19</u>	<u>2/26</u>	<u>3/5</u>	<u>3/12</u>	<u>3/19</u>	<u>3/27</u>
Shanice Howard	9.400	8.750										9.325
Jessica Khoshnood	9.750	9.725	9.700	9.775	9.725	9.025	9.700	9.775	9.700	9.675	9.750	9.775
Katie Lindsey									9.600		9.725	9.150
Tiffany Louie	9.250	9.650	9.700	9.525	9.575	9.650	9.600	9.650	9.575	9.750	9.775	9.625
Katie Merritt	9.675	9.550	9.750	9.725	9.700	9.775	9.700	9.825	9.750	8.850	9.850	9.075
Lily Swann			9.650	9.575	0.775	9.025	8.950	9.750	9.650	9.800	9.775	9.775
Alyssa Telles-Nolan	9.725	9.500	9.675	8.800	9.675	9.700	8.050	9.650		9.075	9.175	
Thomasina Wallace	9.925	9.775	9.650	9.900	9.800	9.750	9.825	9.850	9.775	9.900		

Beam Scores

<u>Name</u>	<u>1/10</u>	<u>1/15</u>	<u>1/22</u>	<u>1/30</u>	<u>2/7</u>	<u>2/12</u>	<u>2/19</u>	<u>2/26</u>	<u>3/5</u>	<u>3/12</u>	<u>3/19</u>	<u>3/27</u>
Shanice Howard						9.675	9.775	9.350			8.700	9.775
Jessica Khoshnood				9.650	9.575	9.050	9.700	9.600	9.500	9.700	9.775	9.700
Aubrey Lee	9.150	7.600	9.600			8.975	9.725	9.700	9.800	9.800	9.750	9.800
Katie Merritt	9.275	9.600	8.550	9.450	9.450	8.725	9.400	9.650	9.700	9.750	9.325	8.800
Holly Patridge	9.450	9.625	8.525	9.550	8.850							
Lily Swann	9.500	9.800	9.550	9.000	9.650				9.700	9.125	9.550	9.700
Gabrielle Targosz	9.350	9.125	9.700	9.725	8.800	8.925	9.750	9.525	9.725	9.775	8.400	9.250
Thomasina Wallace	9.600	9.825	9.800	9.800	9.650	9.075	9.800	9.200	9.850	9.900		

Floor Scores

<u>Name</u>	<u>1/10</u>	<u>1/15</u>	<u>1/22</u>	<u>1/30</u>	<u>2/7</u>	<u>2/12</u>	<u>2/19</u>	<u>2/26</u>	<u>3/5</u>	<u>3/12</u>	<u>3/19</u>	<u>3/27</u>
Jessica Khoshnood				9.752	9.575	9.775	9.700	9.825	9.825	9.650	9.725	9.775
Aubrey Lee	9.550	9.375				9.700					9.700	9.725
Tiffany Louie	9.650	9.450	9.650	9.825	9.800	9.875	9.700	9.800	9.900	9.850	9.725	9.850
Casey McCord		9.250				9.675						
Lily Swann	9.575	9.675	9.625	9.750	9.775		9.675	9.275	9.800	9.750	9.200	9.775
Gabrielle Targosz	9.550	9.750	9.750	9.100	9.750	9.850	9.825	9.850	9.775	9.850	9.850	9.850
Katie Valleau	9.400	9.625	9.425	9.575	9.700	9.850	9.800	9.825	9.875	9.750	9.775	9.675
Thomasina Wallace	9.350	9.525	9.775	9.725	9.800		9.850	9.850	9.900	9.725		

All-Around Scores

<u>Name</u>	<u>1/10</u>	<u>1/15</u>	<u>1/22</u>	<u>1/30</u>	<u>2/7</u>	<u>2/12</u>	<u>2/19</u>	<u>2/26</u>	<u>3/5</u>	<u>3/12</u>	<u>3/19</u>	<u>3/27</u>
Lily Swann			38.625	38.050	38.925				39.000	38.450	38.400	39.100
Thomasina Wallace	38.700	38.975	38.975	38.625	38.725		39.075	38.500	38.725	39.325		

NCAA West Regional Scores

<u>Name</u>	<u>Vault</u>	<u>Bars</u>	<u>Beam</u>	<u>Floor</u>	<u>All-Around</u>
Lily Swann	9.675	9.700	9.625	8.900	37.900
Gabrielle Targosz				9.775	



2009 SAN JOSE STATE WOMEN'S GYMNASTICS ROSTER

Name	Events	Ht.	Class	Hometown/Last School/Gym Club
Shanice Howard	AA	5-6	JR	Rancho Santa Margarita, Calif./Tesoro HS/South Coast Gymnastics
Courtney Baron	AA	5-7	FR	Newport Beach, Calif./Tesoro HS/Wildfire Gymnastics
Alise Blackwell	V, UB, BB	5-6	SR	San Jose, Calif./Archbishop Mitty HS/Airborne Gymnastics
Kelli Fournier	AA	5-2	JR	Bellevue, Wash./Bellevue Christian HS/Gymnastics East
Shanice Howard	AA	5-6	SO	Rancho Santa Margarita, Calif./Tesoro HS/ South Coast Gymnastics
Jessica Khoshnood	AA	5-3	JR	Bellevue, Wash./Newport HS/Gymnastics East
Aubrey Lee	AA	5-3	FR	Reno, Nev./North Valley HS/Flips USA Gymnastics
Tiffany Louie	AA	5-4	JR	Millbrae, Calif./Carlmont HS/San Mateo Gymnastics
Casey McCord	AA	5-5	FR	Woodlands, Texas/The Woodlands HS/ Woodlands Gymnastics Academy
Katie Merritt	AA	5-4	SO	Irvine, Calif./Woodbridge HS/South Coast Gymnastics
Renae Moneymaker	AA	5-7	SR	Santa Rosa, Calif./Montgomery HS/Rohnert Park Gymnastics
Jymmie Pierce	UB, BB, FX	5-9	SO	Romoland, Calif./Temescal Canyon HS/Jag Gymnastics
Veronica Porte	AA	5-3	SR	Martinez, Calif./Alhambra HS/Golden Gate Gymnastics
Lily Swann	AA	5-2	SO	Austin, Texas/Westlake HS/AcroTex Gymnastics
Gabrielle Targosz	BB, FX	5-3	JR	Phoenix, Ariz./Shadow Mountain HS/Arizona Sunrays
Katie Valleau	AA	5-1	FR	San Diego, Calif./San Diego School of Creative & Performing Arts/Mission Valley YMCA
Katelyn Van Eck	BB, FX	5-2	SO	San Jose, Calif./Santa Teresa HS/California Sports Center
Thomasina Wallace	AA	4-11	FR	Pomona, Calif./Diamond Ranch HS/Charter Oak Gliders
Samantha Wong	V, FX	5-1	FR	San Francisco, Calif./Mercy HS/San Mateo Gymnastics

Head Coach: Wayne Wright

Assistant Coaches: Meghan Donahue, Shella Martinez



2009 Results

Date	Opponents	Vault	Bars	Beam	Floor	Total
1/11/09	San Jose State at CS Fullerton	48.450 48.525	48.500 47.950	48.100 46.850	48.250 48.500	193.300 191.820
1/16/09	SAN JOSE STATE BRIGHAM YOUNG UC DAVIS	48.600 47.950 47.725	48.550 48.150 47.550	47.200 46.975 47.700	48.000 47.575 47.675	192.350 190.650 190.650
1/23/09	BOISE STATE SAN JOSE STATE SEATTLE PACIFIC	48.475 48.900 47.550	48.400 48.925 46.500	48.350 47.600 46.725	48.675 48.275 48.225	193.900 193.700 189.000
1/31/09	San Jose State at Seattle Pacific	48.825 47.350	48.700 47.375	48.875 44.750	49.000 48.550	195.400 188.025
2/6/09	SAN JOSE STATE SACRAMENTO STATE	48.750 48.050	48.575 48.350	47.975 47.800	48.900 48.100	194.200 192.300
2/15/09	San Jose State at Sacramento State	48.675 48.275	48.350 48.625	47.975 48.275	49.000 48.525	194.000 193.700
2/20/09	San Jose State at Brigham Young Boise State Utah State	49.100 48.350 48.875 47.475	48.900 48.350 48.750 48.550	47.950 48.025 46.825 47.150	48.900 47.850 47.500 48.200	194.850 192.575 191.950 191.375
2/27/09	San Jose State Stanford at UC Davis	48.725 49.075 48.025	48.800 49.250 48.675	48.100 48.075 47.750	49.075 47.550 48.250	194.700 193.950 192.700
3/6/09	San Jose State at Southern Utah	48.925 48.725	48.775 48.025	48.775 49.100	48.775 48.750	195.250 194.600
3/8/09	SAN JOSE STATE UTAH STATE	48.550 47.725	48.800 48.100	47.650 47.100	49.150 48.225	194.150 191.150
3/21/09	WAC Championships - Sacramento, Calif.					
	Boise State	49.300	49.100	49.075	49.050	196.525
	Sacramento State	49.000	48.750	48.575	49.025	195.350
	Southern Utah	48.950	48.850	48.475	48.900	195.175
	San Jose State	48.900	48.800	47.900	49.275	194.875
	CS Fullerton	48.850	48.100	47.875	48.150	192.975
	Utah State	47.925	48.375	48.150	47.975	192.425
4/4/09	NCAA West Regional - Seattle, Wash.					
	Utah	48.450	49.250	49.425	49.550	197.675
	Illinois	49.175	49.100	49.200	49.225	196.700
	Boise State	48.825	48.975	48.900	48.800	195.400
	Auburn	48.925	49.075	48.825	48.425	195.250
	San Jose State	48.725	48.875	48.325	48.875	194.800
	Washington	48.875	48.900	48.375	48.650	194.800
	San Jose State Highs	49.100	48.925	48.875	49.275	195.400
	San Jose State RQS	48.860	48.815	48.185	49.025	194.775



Vault Scores

Name	1/11	1/16	1/23	1/31	2/6	2/15	2/20	2/27	3/6	3/8	3/21	4/4
Alise Blackwell	9.650	9.650	9.725	9.725	9.725	9.675	9.900	9.675	9.825	9.750	9.800	9.750
Shanice Howard	9.650	9.625	9.600	9.750	9.750	9.600	9.600	9.600	9.625	9.575	9.375	
Katie Merritt	9.725	9.750	9.700	9.725	9.675	9.700	9.600	9.650	9.600	9.700	9.675	9.650
Renaë Moneymaker												9.500
Veronica Porte	9.775	9.775	9.725	9.700	9.650	9.775	9.925	9.750	9.800	9.725	9.850	9.800
Lily Swann	9.200	9.800	9.850	9.825	9.850	9.750	9.825	9.850	9.825	9.800	9.850	9.775
Thomasina Wallace	9.650	9.575	9.900	9.800	9.750	9.775	9.850	9.800	9.850	9.225	9.725	9.750

Bars Scores

Name	1/11	1/16	1/23	1/31	2/6	2/15	2/20	2/27	3/6	3/8	3/21	4/4
Alise Blackwell	9.750	9.775	9.825	9.700	9.750	9.750	9.825	9.200	9.775	9.825	9.825	9.800
Jessica Khoshnood	9.700	9.325	9.700	9.800	9.725	8.475	9.725	9.700	9.750	9.750	9.750	9.750
Tiffany Louie	9.250				9.650	9.775	9.700	9.725	9.675	9.750	9.650	9.675
Katie Merritt	9.500	9.550	9.675	9.300	9.725	9.250	9.650	9.725			9.700	
Renaë Moneymaker		9.650	9.825	9.550					9.600	9.750		9.700
Veronica Porte	9.750	9.675	9.725	9.775	9.175	9.675	9.725	9.775	9.700	9.725	9.575	9.675
Thomasina Wallace	9.800	9.900	9.850	9.875	9.725	9.900	9.925	9.875	9.875	9.550	9.875	9.950

Beam Scores

Name	1/11	1/16	1/23	1/31	2/6	2/15	2/20	2/27	3/6	3/8	3/21	4/4
Alise Blackwell	9.675	9.550		9.850	9.725	9.650	9.675	9.725	9.650	9.700	9.750	9.675
Kelli Fournier	9.075		9.075	9.675	9.425	9.175	9.400	9.050				9.500
Jessica Khoshnood											8.900	
Aubrey Lee	9.375	9.350	9.600	9.800	9.675	9.775	9.675	9.450	9.775	9.625	9.850	9.600
Katie Merritt	9.650	9.675	9.475	9.625	9.575	8.625	9.400		9.775	9.100	9.725	9.500
Renaë Moneymaker		8.800	8.675									
Veronica Porte	9.750	9.150	9.725	9.800	9.575	9.700	9.800	9.775	9.675	9.325	9.325	9.700
Lily Swann								9.375	9.725	9.225		
Thomasina Wallace	9.750	9.475	9.725	9.750	9.250	9.675	9.400	9.775	9.825	9.775	9.250	9.850

Floor Scores

Name	1/11	1/16	1/23	1/31	2/6	2/15	2/20	2/27	3/6	3/8	3/21	4/4
Shanice Howard	9.800	9.650		9.800	9.750	9.600	9.775		9.600	9.800	9.875	9.775
Jessica Khoshnood				9.775	9.725	9.725	9.750	9.675	9.700	9.775	9.725	9.725
Aubrey Lee	9.050											
Tiffany Louie			9.325					9.775				
Veronica Porte	9.825	9.875	9.875	9.825	9.850	9.850	9.825	9.850	9.875	9.850	9.875	9.825
Lily Swann	9.150	9.125	9.450									
Gabrielle Targosz		9.375	9.650	9.800	9.725	9.775	9.775	9.775	9.725	9.800	9.800	9.700
Katie Valleau	9.700	9.250	9.750	9.800	9.650	9.775	9.650	9.775	9.650	9.800	9.825	9.700
Thomasina Wallace	9.775	9.850	9.550	9.775	9.850	9.875	9.775	9.900	9.825	9.900	9.900	9.850

All-Around Scores

Name	1/11	1/16	1/23	1/31	2/6	2/15	2/20	2/27	3/6	3/8	3/21	4/4
Veronica Porte	39.100	38.475	39.050	39.100	38.250	39.000	39.275	39.150	39.050	38.625	38.625	39.000
Thomasina Wallace	38.975	38.800	39.025	39.200	38.575	39.225	38.950	39.350	39.375	38.450	38.750	39.400

NCAA Championships - Lincoln, Neb.

All Around	Vault	Bars	Beam	Floor	All-Around
Veronica Porte - 41st	9.650	9.450	9.825	9.775	38.700
Thomasina Wallace - 46th	9.250	9.750	9.700	9.700	38.400



2008 SAN JOSE STATE WOMEN'S GYMNASTICS ROSTER

Name	Events	Ht.	Class	Hometown/Last School/Gym Club
Leah Bigelow	BB, FX	5-5	SR	Rancho Santa Margarita, Calif./Trabuco Hills HS/National Gymnastics Training Center
Alise Blackwell	AA	5-6	JR	San Jose, Calif./Archbishop Mitty HS/Airborne Gymnastics
Raylyn Cardeno	V, FX	4-11	SR	Bakersfield, Calif./Liberty HS/Stars Gymnastics
Shina Cardeno	V, FX	5-0	SR	Bakersfield, Calif./Liberty HS/Stars Gymnastics
Kelli Fournier	AA	5-2	SO	Bellevue, Wash./Bellevue Christian HS/Gymnastics East
Shanice Howard	AA	5-6	FR	Rancho Santa Margarita, Calif./Tesoro HS/South Coast Gymnastics
Casey Jay	V, FX	5-2	SR	Campbell, Calif./Leigh HS/West Valley Gymnastics
Jessica Khoshnood	AA	5-3	SO	Bellevue, Wash./Newport HS/Gymnastics East
Greta Leach	UB, BB, FX	5-3	SR	Santa Rosa, Calif./Montgomery HS/Rohnert Park Gymnastics
Tiffany Louie	AA	5-4	SO	Millbrae, Calif./Carlmont HS/San Mateo Gymnastics
Katie Merritt	AA	5-4	FR	Irvine, Calif./Woodbridge HS/South Coast Gymnastics
Michelle Minotti	AA	5-8	SR	Rohnert Park, Calif./Rancho Cotate HS/Rohnert Park Gymnastics
Renaë Moneymaker	AA	5-7	JR	Santa Rosa, Calif./Montgomery HS/Rohnert Park Gymnastics
Jymmie Pierce	AA	5-9	FR	Romoland, Calif./Temescal Canyon HS/Jag Gymnastics
Veronica Porte	AA	5-3	JR	Martinez, Calif./Alhambra HS/Golden Gate Gymnastics
Emily Stebbins	V, BB, FX	5-3	SR	Felton, Calif./San Lorenzo HS/West Valley Gymnastics
Lily Swann	AA	5-2	FR	Austin, Texas/Westlake HS/AcroTex Gymnastics
Gabrielle Targosz	UB, BB, FX	5-3	SO	Phoenix, Ariz./Shadow Mountain HS/Arizona Sunrays
Katelyn Van Eck	AA	5-2	FR	San Jose, Calif./Santa Teresa HS/California Sports Center

Head Coach: Wayne Wright

Assistant Coaches: Meghan Donahue, Shella Martinez



Date	Opponents	Vault	Bars	Beam	Floor	Total
1/11/08	San Jose State at CS Fullerton	48.250 48.100	47.575 47.175	47.025 46.350	48.200 48.200	191.050 189.825
1/18/08	San Jose State at UC Davis Seattle Pacific Springfield College	48.400 48.000 46.300 46.575	48.150 47.375 47.150 43.900	47.500 46.475 47.250 43.500	48.300 46.775 43.175 44.950	192.350 188.625 183.875 178.925
1/25/08	San Jose State at Sacramento State	48.525 48.025	47.875 48.700	47.875 47.575	48.525 48.450	192.800 192.750
2/1/08	SAN JOSE STATE SACRAMENTO STATE WISCONSIN-STOUT	48.250 48.250 45.925	47.450 47.100 42.075	48.425 48.975 44.950	48.400 47.125 46.050	192.525 191.450 179.000
2/10/08	at Boise State San Jose State	48.875 48.350	47.950 46.850	48.500 47.775	49.050 48.625	194.375 191.600
2/16/08	SAN JOSE STATE SOUTHERN UTAH	49.025 48.750	48.925 48.975	48.375 48.675	49.000 48.400	195.325 194.800
2/22/08	SAN JOSE STATE UC DAVIS	48.750 48.750	48.350 47.850	48.300 47.725	48.900 47.975	194.300 192.300
2/29/08	Stanford San Jose State at Arizona State Wisconsin-Oshkosh	49.250 48.475 49.025 45.200	49.400 48.800 48.650 44.675	48.300 48.200 48.225 44.175	48.850 48.725 48.100 47.075	195.800 194.200 194.000 181.125
3/7/08	at Utah State San Jose State	48.525 48.525	48.750 48.525	48.125 48.525	49.050 48.550	194.450 194.125
3/16/08	San Jose State at California CS Fullerton UC Davis	48.625 47.800 48.900 48.525	48.525 49.075 48.350 48.725	48.575 48.450 48.275 47.175	49.100 48.775 48.425 46.900	194.825 194.100 193.950 191.325
3/23/08	Stanford Sacramento State at UC Davis San Jose State	49.350 48.500 48.675 48.800	49.275 48.975 48.825 48.800	49.050 48.825 48.150 47.300	49.325 48.300 48.625 49.000	197.000 194.600 194.275 193.900
3/29/08	WAC Championships - Boise, Idaho					
	Boise State	48.975	48.925	47.825	49.200	194.925
	San Jose State	48.925	48.575	48.125	49.100	194.725
	Southern Utah	48.700	48.625	49.050	48.200	194.575
	Sacramento State	48.500	48.400	48.475	48.900	194.275
	Utah State	48.775	47.925	48.550	48.900	194.150
	CS Fullerton	48.825	48.300	47.450	48.075	192.650
4/12/08	NCAA West Regional - Corvallis, Oregon					
	Oregon State	49.300	49.225	49.375	49.200	197.100
	Michigan	48.925	49.050	49.100	49.300	196.375
	Michigan State	48.725	48.475	49.125	48.800	195.125
	Washington	48.475	48.725	48.150	48.725	194.075
	San Jose State	48.700	48.375	48.225	48.550	193.850
	Sacramento State	48.300	47.900	48.900	48.475	193.575
	<i>San Jose State Highs</i>	<i>49.025</i>	<i>48.925</i>	<i>48.575</i>	<i>49.100</i>	<i>195.325</i>
	<i>San Jose State RQS</i>	<i>48.725</i>	<i>48.645</i>	<i>48.365</i>	<i>48.945</i>	<i>194.435</i>



2008 Scores

Vault Scores

Name	1/11	1/18	1/25	2/1	2/10	2/16	2/22	2/29	3/7	3/16	3/23	3/29	4/12
Alise Blackwell	9.650	9.700	9.650	9.575	9.650								
Raylyn Cardeno	9.800	9.750	9.825	9.800	9.825	9.875	9.800	9.800	9.825	9.575	9.675	9.700	9.750
Shina Cardeno		9.725						9.650		9.700	9.775	9.775	9.700
Shanice Howard	9.500		9.700	9.725	9.675	9.825	9.700	9.625	9.800	9.800	9.850	9.800	9.800
Michelle Minotti	9.625	9.600	9.625	9.575	9.600	9.725	9.775	9.625	9.500	9.650	9.750	9.725	9.625
Renaе Moneymaker	9.475	9.500	9.700	9.575	9.600	9.775	9.700		9.650		9.650	9.775	9.575
Veronica Porte	9.675	9.625	9.650	9.525	9.600	9.800	9.750	9.750	9.700	9.825	9.750	9.850	9.825
Lily Swann						9.750	9.725	9.650	9.550	9.650			

Bars Scores

Name	1/11	1/18	1/25	2/1	2/10	2/16	2/22	2/29	3/7	3/16	3/23	3/29	4/12
Alise Blackwell	9.800	9.750	9.675	9.800	9.000	9.875	9.725	9.825	9.800	9.775	9.800	9.750	9.125
Jessica Khoshnood	9.600	9.600	9.700	9.775	8.850	9.800	9.625	9.750	9.625	8.900	9.725	9.625	9.725
Tiffany Louie	9.050												
Katie Merritt	9.075	9.525	9.575		9.450	9.700	9.600	9.650	9.625	9.650	9.725	9.625	9.600
Michelle Minotti	9.650	9.575	9.125	8.800	8.875	8.900	9.725	9.700	9.675	9.650	9.775	9.725	9.625
Renaе Moneymaker		9.300	9.800	9.400	9.750	9.800	9.675	9.750	9.700	9.775	9.775	9.775	9.750
Veronica Porte	9.450	9.700	8.800	9.750	9.775	9.750	9.600	9.775	9.725	9.675	9.650	9.700	9.675
Lily Swann				9.325									

Beam Scores

Name	1/11	1/18	1/25	2/1	2/10	2/16	2/22	2/29	3/7	3/16	3/23	3/29	4/12
Leah Bigelow	9.725	9.250	9.725	9.000	9.800	9.275	9.775	9.675	9.850	9.800	9.775	9.725	9.225
Alise Blackwell	9.550	9.425		9.700			9.350	9.575	9.500	9.700	9.675	9.150	9.700
Kelli Fournier	9.675	9.375	9.450	9.750	9.325	9.225			9.550	9.525	8.975	9.700	9.750
Greta Leach	9.000												
Michelle Minotti			9.500	9.800	9.050	9.775	9.725	9.725	9.825	9.250	8.475	9.125	9.775
Renaе Moneymaker		9.500	8.500		9.075	9.750							
Veronica Porte	9.525	9.675	9.650	9.850	9.850	9.750	9.750	9.725	9.800	9.800	9.150	9.800	9.250
Emily Stebbins	8.450	9.525	9.550	9.325	9.725	9.825	9.700	9.500	9.150	9.750	9.725	9.750	
Lily Swann							9.100	9.450					9.750

Floor Scores

Name	1/11	1/18	1/25	2/1	2/10	2/16	2/22	2/29	3/7	3/16	3/23	3/29	4/12
Alise Blackwell	9.850	8.975	9.075	9.600	9.375								
Raylyn Cardeno	9.500		9.600	9.700	9.625	9.000				9.650			
Shanice Howard	9.700	9.575	9.725	9.725	9.775	9.850	9.875	9.800	9.800	9.875	9.850	9.850	9.700
Casey Jay			9.725	9.550	9.650		9.750	9.650	9.700	9.800	9.750	9.775	9.700
Tiffany Louie	9.150	9.750				9.700	9.725	9.550	8.975				9.150
Michelle Minotti										9.675	9.800	9.800	9.725
Veronica Porte	9.750	9.700	9.775	9.750	9.800	9.850	9.750	9.800	9.725	9.850		9.275	9.800
Emily Stebbins	9.400	9.675	9.700	9.625	9.775	9.825	9.800	9.775	9.725	9.900	9.850	9.900	
Lily Swann									9.600		9.625		
Gabrielle Targosz		9.600				9.775	9.625	9.700			9.750	9.775	9.500

All-Around Scores

Name	1/11	1/18	1/25	2/1	2/10	2/16	2/22	2/29	3/7	3/16	3/23	3/29	4/12
Alise Blackwell	38.850	37.850	38.675										
Michelle Minotti										38.225	37.800	38.375	38.750
Veronica Porte	38.400	38.700	37.875	38.875	39.025	39.150	38.850	39.050	38.950	39.150		38.625	38.550



2007 SAN JOSE STATE WOMEN'S GYMNASTICS ROSTER

<u>Name</u>	<u>Events</u>	<u>Ht.</u>	<u>Class</u>	<u>Hometown/Last School/Gym Club</u>
Leah Bigelow	BB, FX	5-5	JR	Trabuco Hills, Calif./Trabuco Hills HS/National Gymnastics Training Center
Alise Blackwell	AA	5-6	SO	San Jose, Calif./Archbishop Mitty HS/Airborne Gymnastics
Raylyn Cardeno	V, BB, FX	4-11	SR	Bakersfield, Calif./Liberty HS/Stars Gymnastics
Shina Cardeno	V, FX	5-0	JR	Bakersfield, Calif./Liberty HS/Stars Gymnastics
Kelli Fournier	AA	5-2	FR	Bellevue, Wash./Bellevue Christian HS/Gymnastics East
Casey Jay	V, FX	5-2	JR	Campbell, Calif./Leigh HS/West Valley Gymnastics
Danielle Johnson	V	5-9	SR	Canyon Lake, Calif./Temescal Canyon HS/S.C.E. Gymnastics Academy
Jessica Khoshnood	AA	5-3	FR	Bellevue, Wash./Newport HS/Gymnastics East
Greta Leach	AA	5-4	SR	Santa Rosa, Calif./Montgomery HS/Rohnert Park Gymnastics
Tiffany Louie	AA	5-3	FR	Millbrae, Calif./Carlmont HS/San Mateo Gymnastics
Shelby MacDonald	UB, BB, FX	5-3	FR	Santa Barbara, Calif./Santa Barbara HS/Spirals Gymnastics
Liz Major	UB, BB	5-5	SR	Greeley, Colo./Greeley West HS/Windsor Gymnastics Academy
Michelle Minotti	AA	5-8	JR	Rohnert Park, Calif./Rancho Cotate HS/Rohnert Park Gymnastics
Rena Moneymaker	AA	5-7	SO	Santa Rosa, Calif./Montgomery HS/Rohnert Park Gymnastics
Jennifer Pizano	UB, BB, FX	5-6	SO	Waterford, Calif./Waterford HS/GymStars-Stockton
Veronica Porte	AA	5-3	SO	Martinez, Calif./Alhambra HS/Golden Gate Gymnastics
Chantel Spurgeon	UB, BB	5-6	FR	Boca Grande, Fla./Lemon Bay HS/Coast Elite
Gabrielle Targosz	UB, BB, FX	5-3	FR	Phoenix, Ariz./Shadow Mountain HS/Arizona Sunrays

Head Coach: Wayne Wright

Assistant Coaches: Amber Giorgianni, Shella Martinez



2007 Results

Date	Opponents	Vault	Bars	Beam	Floor	Total
1/12/07	San Jose State at UC Davis	48.200 48.875	46.775 46.825	47.575 46.325	46.900 45.850	189.450 187.875
1/19/07	UCLA at CS Fullerton San Jose State	49.400 47.950 47.975	49.150 47.800 47.675	48.675 46.550 46.575	48.825 48.125 46.950	196.050 190.425 189.175
1/26/07	UTAH STATE SAN JOSE STATE BOISE STATE SEATTLE PACIFIC	48.950 48.075 47.675 47.775	48.450 48.425 47.675 46.825	48.150 48.200 47.375 47.125	48.675 48.325 47.975 48.150	194.225 193.025 190.700 189.875
2/3/07	at Illinois Chicago San Jose State	48.575 48.300	48.875 48.475	49.275 48.375	48.625 48.100	195.350 193.250
2/9/07	at Stanford Iowa State Oregon State San Jose State	49.200 49.075 49.175 48.450	49.450 49.175 48.425 48.025	49.375 48.975 48.150 48.725	49.250 48.850 48.350 47.975	197.275 196.075 194.100 193.175
2/16/07	San Jose State at Seattle Pacific	48.525 48.275	48.325 47.000	48.650 46.300	48.125 48.700	193.625 190.275
2/23/07	SACRAMENTO STATE SAN JOSE STATE UC DAVIS	48.375 48.400 48.350	48.575 47.575 48.125	48.150 48.400 46.750	48.600 48.675 48.225	193.700 193.050 191.450
3/2/07	SAN JOSE STATE CS FULLERTON	48.175 48.150	48.400 48.275	48.075 48.350	48.600 48.025	193.250 192.800
3/9/07	at Southern Utah San Jose State	48.250 48.075	48.675 48.725	47.900 48.175	48.850 48.200	193.675 193.175
3/18/07	San Jose State at Sacramento State	48.750 48.500	48.900 49.075	48.875 48.275	48.775 49.050	195.300 194.900
3/23/07	California Sacramento State San Jose State at UC Davis	48.850 48.600 48.550 48.650	49.325 48.875 48.825 48.625	49.225 49.100 48.750 47.825	49.100 48.575 48.375 48.050	196.500 195.150 194.500 193.150
3/31/07	WAC Championships, Cedar City, Utah Sacramento State Southern Utah Utah State San Jose State CS Fullerton Boise State	48.875 48.875 48.950 48.550 48.650 48.900	48.525 48.875 48.525 48.575 48.675 47.725	49.325 49.000 48.850 48.775 48.000 48.900	48.550 48.475 48.850 47.850 48.300 47.775	195.275 195.225 195.175 193.750 193.625 193.300
	San Jose State Highs	48.750	48.900	48.875	48.775	195.300
	San Jose State RQS	48.445	48.570	48.580	48.435	193.560



Vault Scores

Name	1/12	1/19	1/26	2/3	2/9	2/16	2/23	3/2	3/9	3/18	3/23	3/31
Alise Blackwell	9.625	9.525	9.625	9.650	9.800		9.475	9.525	9.600	9.675	9.600	9.675
Raylyn Cardeno	8.550	9.800	9.775	9.850	9.775	9.725	9.675	9.700	9.800	9.850	9.775	9.775
Dani Johnson	9.550	9.450	9.550	9.550	9.600	9.625	9.625	9.150	9.475	9.625	9.450	9.325
Jessica Khoshnood		9.400	9.425	9.350	9.575	9.575						
Tiffany Louie	9.675	9.650	9.450	9.625	9.550	9.700	9.575	9.475	9.150	9.675	9.750	9.575
Michelle Minotti	9.750						9.725	9.750	9.750	9.600	9.800	9.700
Veronica Porte	9.600	9.550	9.675	9.625	9.700	9.750	9.775	9.725	9.600	9.750	9.725	9.825

Bars Scores

Name	1/12	1/19	1/26	2/3	2/9	2/16	2/23	3/2	3/9	3/18	3/23	3/31
Alise Blackwell	9.500	9.625	9.675	9.625	9.700	9.750	9.750	9.625	9.775	9.750	9.825	9.725
Jessica Khoshnood	9.450	9.475	9.100	9.750	9.625	9.650	9.650	9.675	9.775	9.750	9.800	9.725
Tiffany Louie	8.275	9.175	9.525	9.825	9.625	9.225	9.025	9.450				
Liz Major	9.500	9.475	9.700	9.725	9.175	9.675	9.625	9.700	9.675	9.325	9.525	9.675
Michelle Minotti									9.750	9.850	9.775	9.700
Jennifer Pizano		9.525	9.775	9.550	9.525	9.550	9.525	9.625	9.675	9.725	9.675	9.700
Veronica Porte	8.650	9.575	9.750	8.925	9.550	9.700	8.975	9.775	9.750	9.825	9.750	9.725

Beam Scores

Name	1/12	1/19	1/26	2/3	2/9	2/16	2/23	3/2	3/9	3/18	3/23	3/31
Leah Bigelow	9.400	9.675	9.725	9.300	9.800	9.725	9.775	9.475	9.675	9.675	9.750	9.750
Alise Blackwell	9.625	8.950	9.575	9.775	9.650			9.125	9.525	9.750	9.725	9.775
Kelli Fournier	9.100	8.850	9.000	8.525	9.475	9.725	9.550	9.500	9.475	9.500	9.700	9.700
Jessica Khoshnood							9.725	9.725	9.750	9.700	9.850	9.750
Greta Leach	9.600	9.200	9.650	9.825	9.825	9.725	9.525					
Tiffany Louie		9.175										
Michelle Minotti					9.850	9.750	9.275	9.650	9.300	9.900	9.825	9.725
Jennifer Pizano			9.500	9.675								
Veronica Porte	9.525	9.575	9.750	9.800	9.600	9.600	9.825	9.700	9.800	9.700	9.700	9.825

Floor Scores

Name	1/12	1/19	1/26	2/3	2/9	2/16	2/23	3/2	3/9	3/18	3/23	3/31
Alise Blackwell	9.300	9.575	9.750	9.800	9.700		9.850	9.800	9.750	9.875	9.425	9.725
Raylyn Cardeno	9.300	9.300	9.575	9.650	9.425	9.650	9.625	9.625	9.475	9.550	9.500	9.575
Jessica Khoshnood	8.875	9.275	9.550	9.625	9.650	9.700	9.075	9.675	9.125	9.675	9.800	9.700
Greta Leach		9.350	9.550	9.450	9.475	9.550						
Tiffany Louie	9.350	9.150	9.575	8.975	8.925	9.175	9.600	9.625	9.600	9.600	9.625	
Michelle Minotti												8.450
Veronica Porte	9.500	9.450	9.875	9.575	9.725	9.850	9.900	9.850	9.750	9.850	9.825	9.800
Gabrielle Targosz	9.450					9.375	9.700	9.650	9.625	9.775	9.625	9.050

All-Around Scores

Name	1/12	1/19	1/26	2/3	2/9	2/16	2/23	3/2	3/9	3/18	3/23	3/31
Alise Blackwell	38.050	37.675	38.625	38.850	38.850			38.075	38.650	39.050	38.575	38.900
Jessica Khoshnood							38.650					
Tiffany Louie		37.150										
Michelle Minotti												37.575
Veronica Porte	37.275	38.150	39.050	37.925	38.575	38.900	38.475	39.050	38.900	39.125	39.000	39.175

NCAA West Regional Scores

Name	Vault	Bars	Beam	Floor	All-Around
Alise Blackwell	9.550	9.725	9.600	9.800	38.675
Veronica Porte	9.725	9.700	9.725	9.675	38.825



2006 SAN JOSE STATE WOMEN'S GYMNASTICS ROSTER

Name	Events	Ht.	Class	Hometown/Last School/Gym Club
Alise Blackwell	AA	5-6	FR	San Jose, Calif./Archbishop Mitty HS/Airborne Gymnastics
Leah Bigelow	BB, FX	5-5	SO	Trabuco Hills, Calif./Trabuco Hills HS/National Gymnastics Training Center
Raylyn Cardeno	V, BB, FX	4-11	JR	Bakersfield, Calif./Liberty HS/Stars Gymnastics
Shina Cardeno	V, BB, FX	5-0	SO	Bakersfield, Calif./Liberty HS/Stars Gymnastics
Michelle de Groof	V, BB, FX	5-4	FR	Granite Bay, Calif./Granite Bay HS/Byers Roseville
Casey Jay	V, FX	5-2	SO	Campbell, Calif./Leigh HS/West Valley Gymnastics
Danielle Johnson	AA	5-9	JR	Canyon Lake, Calif./Temescal Canyon HS/S.C.E. Gymnastics Academy
Tracie Kavalec	V, UB	5-8	SR	Loveland, Colo./Loveland HS/Gymnastics Unlimited
Amberly Klein	V, BB, FX	5-4	SR	Cincinnati, Ohio/Ursuline Academy/Cincinnati Gymnastics Academy
Greta Leach	AA	5-4	JR	Santa Rosa, Calif./Montgomery HS/Rohnert Park Gymnastics
Liz Major	AA	5-5	JR	Greeley, Colo./Greeley West HS/Windsor Gymnastics Academy
Adriane Mertens	V, BB, FX	4-11	SR	Auburn, Wash./Auburn HS/Grace Gymnastics
Michelle Minotti	AA	5-8	SO	Rohnert Park, Calif./Rancho Cotate HS/Rohnert Park Gymnastics
Renaë Money-maker	AA	5-7	FR	Santa Rosa, Calif./Montgomery HS/Rohnert Park Gymnastics
Jennifer Pizano	AA	5-6	FR	Waterford, Calif./Waterford HSGymStars-Stockton
Veronica Porte	AA	5-3	FR	Martinez, Calif./Alhambra HS/Golden Gate Gymnastics
Alicia Quinata	AA	4-11	FR	Vacaville, Calif./Will C. Wood HS/Aerials Gymnastics
Kelsey Spellacy	V, UB	5-4	SR	Mesa, Ariz./Mesa HS/Desert Lights Gymnastics
Nancy-Ann Van Eck	AA	5-3	FR	San Jose, Calif./Santa Teresa HS/Almaden Valley Gymnastics
Allison Zezoney	V	5-0	SR	St. Cloud, Minn./St Cloud State Univ./St. Cloud Twisters

Head Coach: Wayne Wright

Assistant Coaches: Doni Thompson, Shella Martinez



Date	Opponents	Vault	Bars	Beam	Floor	Total
1/8/06	North Carolina State	48.725	47.425	45.025	47.400	188.575
	San Jose State	48.525	47.325	45.500	47.200	188.450
	at CS Fullerton	47.250	48.000	46.450	46.275	187.975
	Utah State	48.300	46.575	46.450	46.600	187.925
1/15/06	at Stanford	48.975	49.250	48.825	47.300	194.350
	Sacramento State	47.675	48.050	48.100	47.700	191.525
	San Jose State	48.250	47.525	48.075	46.725	190.575
	UC Davis	47.350	47.250	46.200	46.075	186.875
1/21/06	New Hampshire	48.800	48.400	48.450	48.750	194.400
	at Texas Woman's	47.850	48.100	47.250	47.700	190.900
	San Jose State	48.100	47.175	47.100	47.925	190.300
	Wisconsin-Eau Claire	45.950	41.925	46.475	46.950	181.300
1/27/06	SAN JOSE STATE	47.900	48.750	48.250	48.225	193.125
	CS FULLERTON	48.000	47.900	47.875	48.100	191.875
2/3/06	SAN JOSE STATE	48.875	47.550	48.200	48.325	192.950
	SEATTLE PACIFIC	47.425	46.725	47.675	48.400	190.225
	ILLINOIS-CHICAGO	48.275	46.000	47.575	47.825	189.675
2/10/06	San Jose State	48.400	47.725	47.750	48.575	192.450
	at Seattle Pacific	47.750	47.075	47.900	47.475	190.200
2/17/06	at Sacramento State	48.725	48.350	47.925	48.925	193.925
	San Jose State	48.625	47.525	48.625	48.850	193.625
2/24/06	SAN JOSE STATE	48.950	47.275	48.550	48.500	193.275
	UC DAVIS	48.450	46.925	46.675	46.875	188.925
2/26/06	at Nebraska	49.000	49.100	48.200	48.950	195.250
	San Jose State	48.525	48.375	48.000	47.925	192.825
	Central Michigan	48.100	47.000	48.575	48.125	191.800
	Northern Illinois	47.750	47.725	48.075	48.075	191.625
3/5/06	Stanford	49.075	49.200	48.600	49.075	195.950
	at UCLA	49.175	49.200	47.525	49.250	195.150
	San Jose State	48.575	48.100	48.275	48.275	193.225
3/10/06	SAN JOSE STATE	28.225	48.675	48.125	48.525	193.550
	SACRAMENTO STATE	48.575	47.475	48.400	48.900	193.350
3/17/06	at California	48.225	49.000	48.450	48.600	194.275
	San Jose State	48.850	48.275	48.425	47.800	193.350
3/25/06	WAC Championships - Logan, Utah					
	Sacramento State	48.625	48.375	48.175	48.775	193.950
	Boise State	49.000	48.050	48.675	48.050	193.775
	Southern Utah	48.125	48.750	48.100	48.625	193.600
	Utah State	48.800	48.450	48.025	47.825	193.100
	San Jose State	48.250	48.475	47.825	48.250	192.800
4/8/06	NCAA West Regional - Stanford, Calif.					
	Alabama	49.100	49.150	49.350	48.875	196.475
	Oregon State	48.975	48.925	48.875	49.025	195.800
	Stanford	49.050	49.375	48.125	48.725	195.275
	San Jose State	48.325	48.025	48.250	47.775	192.375
	Sacramento State	48.225	47.525	48.525	47.775	192.050
	Boise State	48.000	47.000	47.850	47.000	189.850
	San Jose State Highs	48.950	48.750	48.625	48.850	193.625
	San Jose State RQS	48.690	48.230	48.340	48.440	193.305



2006 Scores

Vault Scores

<u>Name</u>	<u>1/8</u>	<u>1/15</u>	<u>1/21</u>	<u>1/27</u>	<u>2/3</u>	<u>2/10</u>	<u>2/17</u>	<u>2/24</u>	<u>2/26</u>	<u>3/5</u>	<u>3/10</u>	<u>3/17</u>	<u>3/25</u>
Alise Blackwell						9.575							
Raylyn Cardeno	9.825	9.700	9.775	9.250	9.750	9.700	9.150	9.850	9.800	9.775	9.300	9.800	9.100
Shina Cardeno	9.575	9.675	9.600	9.175	9.775	9.775	9.825	9.925	9.750	9.725	9.300	9.800	9.175
Michelle Minotti	9.800	9.675	9.625	9.675	9.825		9.775	9.725	9.725	9.675	9.775	9.825	9.775
Renaë Moneymaker	9.600	9.575	9.500	9.700	9.775	9.675	9.650	9.650	9.675	9.700	9.800	9.750	9.825
Veronica Porte	9.675	9.625	9.600	9.600	9.750	9.675	9.700	9.575	9.575	9.600	9.725	9.650	9.725
Alley Zezoney	9.625	9.500	9.250	9.675	9.600	9.475	9.675	9.800	9.550	9.700	9.625	9.675	9.750

Bars Scores

<u>Name</u>	<u>1/8</u>	<u>1/15</u>	<u>1/21</u>	<u>1/27</u>	<u>2/3</u>	<u>2/10</u>	<u>2/17</u>	<u>2/24</u>	<u>2/26</u>	<u>3/5</u>	<u>3/10</u>	<u>3/17</u>	<u>3/25</u>
Alise Blackwell	9.500	9.600	8.850	9.800	9.650	9.350	9.650	9.750	9.125	9.575	9.650	9.675	9.700
Tracie Kavalec	9.525	8.650	9.550	9.475	9.275	9.475	9.425	9.300	9.575	9.250	9.500	9.500	9.525
Michelle Minotti	9.575	9.625	9.700	9.800	9.700	9.500	9.650	8.900	9.678	9.675	9.750	9.600	8.900
Renaë Moneymaker	8.525	9.475	9.600	9.600	9.125	9.575	9.000	9.775	9.650	9.750	9.675	9.750	9.725
Jennifer Pizano	9.075	9.125	7.675										
Veronica Porte	9.650	9.700	9.475	9.775	9.800	9.675	9.800	9.150	9.725	9.525	9.800	9.450	9.725
Kelsey Spellacy								9.300	9.750	9.575	9.800	9.750	9.800
Nancy Ann VanEck				9.775	8.625	9.500	8.900						

Beam Scores

<u>Name</u>	<u>1/8</u>	<u>1/15</u>	<u>1/21</u>	<u>1/27</u>	<u>2/3</u>	<u>2/10</u>	<u>2/17</u>	<u>2/24</u>	<u>2/26</u>	<u>3/5</u>	<u>3/10</u>	<u>3/17</u>	<u>3/25</u>
Leah Bigelow	9.525	9.750	9.675	9.625	9.725	9.775	9.825	9.700	9.100	9.725	9.625	9.750	9.600
Raylyn Cardeno	8.700												
Amberly Klein	9.200	9.675	9.475	9.700	9.650	8.775	9.725	9.675	9.700	9.700	9.650	9.825	9.025
Adriane Mertens	9.375	9.450	9.125	9.750	9.550	8.975	9.700	9.750	9.800	9.700	9.625	9.050	9.725
Michelle Minotti	8.500	9.625	9.325	9.625	9.700	9.650	9.700	9.750	9.625	9.625	9.650	9.725	9.700
Renaë Moneymaker		9.575	9.325	9.350	9.550	9.750	9.675	9.500	9.500	9.150	9.000	9.550	9.100
Veronica Porte	8.700	8.650	9.300	9.550	9.425	9.600	9.325	9.675	9.375	9.525	9.575	9.575	9.700

Floor Scores

<u>Name</u>	<u>1/8</u>	<u>1/15</u>	<u>1/21</u>	<u>1/27</u>	<u>2/3</u>	<u>2/10</u>	<u>2/17</u>	<u>2/24</u>	<u>2/26</u>	<u>3/5</u>	<u>3/10</u>	<u>3/17</u>	<u>3/25</u>
Alise Blackwell				9.575	9.575	9.750	9.825	9.725	9.650	9.600	9.700	9.525	9.625
Raylyn Cardeno	9.525	9.150	9.575	9.525	9.475	9.625	9.625		9.525	9.550	9.625		9.575
Michelle de Groof	9.250	9.425	9.575			8.850		9.425					
Amberly Klein	9.500	9.100	9.525	9.600	9.550	9.675	9.750	9.725	9.425	9.600	9.700	9.550	9.650
Adriane Mertens												8.825	
Michelle Minotti	9.500	9.025	9.500	9.775	9.800		9.750	9.775	9.400	9.725	9.100	9.625	9.575
Renaë Moneymaker	9.425	9.425	9.000	9.625	9.700	9.800	9.675	9.725	9.625	9.675	9.800	9.550	9.725
Veronica Porte	8.200	9.625	9.750	9.650	9.700	9.725	9.850	9.550	9.700	9.675	9.700	9.550	9.675

All-Around Scores

<u>Name</u>	<u>1/8</u>	<u>1/15</u>	<u>1/21</u>	<u>1/27</u>	<u>2/3</u>	<u>2/10</u>	<u>2/17</u>	<u>2/24</u>	<u>2/26</u>	<u>3/5</u>	<u>3/10</u>	<u>3/17</u>	<u>3/25</u>
Michelle Minotti	37.375	37.950	38.150	38.875	39.050		38.875	38.150	38.425	38.700	38.275	38.775	37.950
Renaë Moneymaker		38.050	37.425	38.275	38.150	38.800	38.000	38.650	38.450	38.275	38.275	38.600	38.375
Veronica Porte	36.225	37.600	38.125	38.575	38.675	38.675	38.675	37.950	38.375	38.325	38.800	38.225	38.825





Letterwinners

Albright, Dani.....	2001-04	Law, Tara.....	1994-97	Stebbins, Emily.....	2008
Almstedt, Hawley.....	1995-98	Leach, Greta.....	2004-05, 07	Swann, Lily.....	2008-10
Banholzer, Cami.....	1994	Lee, Aubrey.....	2009-10	Talbot, Tasya.....	2000
Berry, Katie.....	1992	Louie, Tiffany.....	2007-10	Targosz, Gabrielle.....	2007-10
Bigelow, Leah.....	2005-08	Maciel, Desiree.....	2002	Taylor, Ann-Marie.....	1992, 94-95
Blackwell, Alise.....	2006-09	Major, Liz.....	2004, 2007	Telles-Nolan, Alyssa.....	2010
Burke, Katy.....	1990-92	Mariani, Carrie.....	1999, 2001	Thomas, Erin.....	2003, 05
Byrd, Tanika.....	1998, 2000	Martin, Stacy.....	2000-02	Tily, Liz.....	1995
Cardeno, Raylyn.....	2005-08	McClelland, Marcee.....	1989-90	Ulrich, Katie.....	1996
Cardeno, Shina.....	2005-06	McCord, Casey.....	2010	Valleau, Katie.....	2009-10
Carter, Kasey.....	1999-2002	McCoy, Kelli.....	2003	Wallace, Thomasina.....	2009-10
Cheshier, Tracy (Kautz).....	2000-01	Medeiros, Carissa.....	1997, 99	Wasko, Danielle.....	1996
Choy, Shirla.....	2001-04	Merritt, Katie.....	2008-10	Weispfenning, Melanie.....	1990
Cianci, Kimmy.....	1999-2002	Mertens, Adriane.....	2003-06	Wheaton, Anne.....	1993-95
Coates, Bridgett.....	1996-97	Miller, Kriss.....	1989-91	Wicklund, Staci.....	1991
Cole, Courtenay.....	1996	Minotti, Michelle.....	2005-08	Zezoney, Allison.....	2003, 06
Cook, Jana.....	1990	Molasky, Sarah.....	2003		
De Groof, Michelle.....	2006	Moneymaker, Renae.....	2006, 2008-09		
Fournier, Kelli.....	2007-09	Nakaji, Mayumi.....	1989		
Gordon, Julie.....	2000, 2002	Newcomer, Cyndi.....	1994		
Greene, Jennifer.....	2002-05	Ojog, Ioana.....	1995, 98		
Hawkins, Nikki.....	1989-91	Parent, Barbara.....	1995		
Heald, Cristin.....	1998	Peterson, Brittney.....	2004		
Hifai, Samila.....	1994	Pizano, Jennifer.....	2007		
Howard, Shanice.....	2008-10	Porte, Veronica.....	2006-09		
Jay, Casey.....	2005, 2008	Reiley, Kim.....	1994		
Johnson, Danielle.....	2007	Ronzio, Rebecca.....	2003-04		
Jones, Colleen.....	1993	Sanwo, Cheryl.....	1989-91, 93		
Kavalec, Tracie.....	2003-06	Scheele, Melisa.....	2002-04		
Kellejian, Anne.....	1990	Shipman, Jennifer.....	1993, 95		
Khoshnood, Jessica.....	2007-10	Snellgrove, Andrea.....	1998-99, 2001		
Klein, Amberly.....	2003-06	Solod, Jodi.....	1990-93		
Knudsen, Carla.....	1993-94	Spellacy, Kelsey.....	2003, 05-06		
Koep, Nicki.....	1997	Starr, Hope.....	1991		

Honorary Letterwinner



Kris Klepfer Buchanan.....1999

Note: Letters were first awarded in 1989


Coaching Records




1969-70	0-0-0	Betty R. Barnard	1991-92	0-14-0	Jackie Walker
1970-71	2-0-0	Betty R. Barnard	1992-93	4-9-0	Jackie Walker
1971-72	0-2-0	Jim Turpin	1993-94	3-16-0	Jackie Walker
1972-73	1-1-0	Betty R. Barnard	1994-95	6-6-0	Jackie Walker
1973-74	1-2-0	Jan Flanery	1995-96	9-8-0	Jackie Walker
1974-75	6-0-0	Jan Flanery	1996-97	9-9-0	Jackie Walker
1975-76	4-5-0	Jan Flanery	1997-98	3-12-1	Jackie Walker
1976-77	5-7-0	Carolyn Cross	1998-99	11-11	Jackie Walker
1977-78	17-2-0	Carolyn Cross	1999-2000	4-13	Jackie Walker
1978-79	19-0-0	Carolyn Cross	2000-01	10-7	Jackie Walker
1979-80	10-8-0	Carolyn Cross	2001-02	12-9	Wayne Wright
1980-81	1-9-0	Carolyn Cross	2002-03	12-9	Wayne Wright
1981-82	1-10-0	Carolyn Cross	2003-04	16-9	Wayne Wright
1982-83	4-10-0	Carolyn Cross	2004-05	17-5	Wayne Wright
1983-84	9-8-0	Carolyn Cross	2005-06	15-17	Wayne Wright
1984-85	9-7-0	Jackie Walker	2006-07	10-14	Wayne Wright
1985-86	12-8-0	Jackie Walker	2007-08	19-11	Wayne Wright
1986-87	11-7-0	Jackie Walker	2008-09	16-8-1	Wayne Wright
1987-88	12-3-1	Jackie Walker	2009-10	11-13	Wayne Wright
1988-89	12-12-0	Jackie Walker			
1989-90	7-6-0	Jackie Walker			
1990-91	5-14-0	Jackie Walker			
			Total	335-321-3	



Carolyn Cross



Jackie Walker



Wayne Wright



Team Records

Team Records

Event	Score	Opponent	Date
Total	195.925	MPSF Championships	March 20, 2004
Vault	49.100	at BYU Quadrangular	February 20, 2009
Bars	49.325	MPSF Championships	March 20, 2004
Beam	49.050	MPSF Championships	March 29, 2003
Floor	49.550	MPSF Championships	March 20, 2004

Top Team Totals (193.000 or better)

Score	Opponents	Date
195.925	MPSF Championships	March 20, 2004
195.400	at Seattle Pacific	January 31, 2009
195.325	Southern Utah	February 16, 2008
195.300	at Sacramento State	March 18, 2007
195.250	at Southern Utah	March 6, 2009
195.100	UC Davis	February 7, 2003
195.075	Stanford, California	March 5, 2010
194.900	Seattle Pacific	March 9, 2001
194.875	at WAC Championships	March 21, 2009
194.850	at Brigham Young, Boise St., Utah St.	Feb. 20, 2009
194.825	at California, CS Fullerton, UC Davis	March 16, 2008
194.800	at NCAA West Regional	April 4, 2009
194.725	at WAC Championships	March 31, 2008
194.700	at UC Davis, Stanford	February 27, 2009
194.575	at UC Davis	March 2, 2003
194.675	at Utah State	March 12, 2010
194.550	UC Davis, Sacramento State	February 26, 2010
194.500	MPSF Championships	March 29, 2003
194.500	at UC Davis, California, Sac. State	March 23, 2007
194.325	Stanford, California	March 19, 2005
194.300	UC Davis	February 22, 2008
194.300	CS Sacramento/UC Davis	February 16, 2001
194.275	at Western Independent Champ.	March 24, 2001
194.250	at UC Davis	March 6, 2004
194.200	at Arizona St., Stanford, Wis.-Oshkosh	Feb. 29, 2008
194.200	Sacramento State	February 6, 2009
194.175	Seattle Pacific	February 14, 2003
194.150	Utah State	March 8, 2009
194.125	at Utah State	March 7, 2008
194.100	at Alaska-Anchorage	March 12, 2004
194.050	at CS Fullerton, Sacramento State	March 9, 2003
194.000	at Sacramento State	February 15, 2009
193.975	at Utah State	February 27, 2001
193.925	CS Sacramento, UC Davis	February 20, 2004
193.925	Texas Woman's, New Hampshire	February 6, 2004

193.900	at UC Davis, Stanford, Sac. State	March 23, 2008
193.875	at Air Force, TWU, Utah St., Wis.-Eau Claire	Jan. 17, 2004
193.875	at California, Arizona State, Utah St.	Jan. 23, 2004
193.850	at NCAA West Regional	April 12, 2008
193.850	at Sacramento State	February 19, 2010
193.825	UC Davis	March 8, 1996
193.775	at California, Sac. State, Boise St.	March 16, 2002
193.750	WAC Championships	March 31, 2007
193.700	Boise State, Seattle Pacific	January 23, 2009
193.625	at Sacramento State	February 17, 2006
193.625	at Seattle Pacific	February 16, 2007
193.600	at Alaska-Anchorage	March 13, 2004
193.600	at WAC Championships	March 27, 2010
193.550	California	March 16, 2001
193.550	at Arizona State	March 14, 2003
193.550	Sacramento State	March 10, 2006
193.550	at CS Sacramento	February 16, 2003
193.475	at CS Sacramento	February 27, 2004
193.475	at Boise State	March 19, 2010
193.450	at Boise St., Penn St., Seattle Pacific	March 11, 2005
193.425	Seattle Pacific	February 3, 2001
193.425	Seattle Pacific, Stanford, Oregon St.	January 31, 2003
193.375	at MSPF Championships	March 23, 2002
193.350	at California	March 17, 2006
193.325	CS Fullerton, Sacramento State	March 8, 2002
193.300	Air Force	February 11, 2005
193.300	at CS Fullerton	January 11, 2009
193.300	Southern Utah	January 30, 2010
193.275	at Arizona, Washington	January 24, 2003
193.275	UC Davis	February 24, 2006
193.250	at Illinois-Chicago	February 3, 2007
193.250	CS Fullerton	March 2, 2007
193.225	Stanford	March 7, 2003
193.225	at UCLA, Stanford	March 5, 2006
193.175	at Stanford, Iowa State, Oregon St.	February 9, 2007
193.175	at Southern Utah	March 9, 2007
193.125	CS Fullerton	January 27, 2006
193.050	Boise State, Seattle Pacific	February 8, 2002
193.050	Sacramento State, UC Davis	February 23, 2007
193.025	at CS Fullerton, SUNY Cortland, Bowling Green	March 6, 2005
193.025	Utah St., Boise St., Seattle Pacific	January 26, 2007
193.000	at CS Fullerton	February 23, 2001
193.000	at UC Davis, Alaska Anchorage	Feb. 27, 2005

Top-20 Team Scores By Event



Vault

Score	Opponents.....	Date
49.100	at Brigham Young, Boise State, Utah State	February 20, 2009
49.025	Southern Utah	February 16, 2008
48.950	UC Davis	February 24, 2006
48.925	WAC Championships	March 29, 2008
48.925	at Southern Utah	March 6, 2009
48.900	Boise State, Seattle Pacific	January 23, 2009
48.900	WAC Championships	March 21, 2009
48.875	Seattle Pacific, Illinois-Chicago	February 3, 2006
48.850	at California	March 17, 2006
48.825	at Seattle Pacific	January 31, 2009
48.800	at UC Davis, Stanford, Sacramento State	March 23, 2008
48.750	at Sacramento St.	March 18, 2007
48.750	UC Davis	February 22, 2008
48.750	Sacramento State	Feb. 6, 2009
48.750	WAC Championships	March 27, 2010
48.725	California	March 21, 2003
48.725	at UC Davis, Stanford	Feb. 27, 2009
48.725	NCAA West Regional	April 4, 2009
48.725	UC Davis, Sacramento State	Feb. 26, 2010
48.725	at Boise State	March 19, 2010
48.700	Stanford	March 7, 2003
48.700	NCAA West Regional	April 12, 2008
48.675	MSPF Championships	March 26, 2005
48.675	at Sacramento State	Feb. 15, 2009
48.625	at Sacramento State	Feb. 17, 2006
48.625	at California, CS Fullerton, UC Davis	March 16, 2008
48.625	at Utah State	March 12, 2010
48.600	Alaska Anchorage	March 14, 1997
48.600	BYU, UC Davis	January 16, 2009
48.575	at UCLA, Stanford	March 5, 2006
48.550	at UC Davis, California, Sacramento State	March 23, 2007
48.550	WAC Championships	March 31, 2007
48.550	Utah State	March 8, 2009
48.525	MPSF Champs	March 29, 2003
48.525	at CS Fullerton, Utah State, North Carolina State	Jan. 8, 2006
48.525	at Nebraska, Central Michigan, Northern Illinois	Feb. 26, 2006
48.525	at Seattle Pacific	Feb. 16, 2007
48.525	at Sacramento State	Jan. 25, 2008
48.525	at Utah State	March 7, 2008
48.525	Stanford, California	March 5, 2010
48.500	UC Davis	March 8, 1996
48.500	Sacramento State, UC Davis	February 16, 2001
48.500	CS Fullerton, Sacramento State	March 8, 2002
48.500	at Sacramento State	Feb. 19, 2010

Bars

Score	Opponents.....	Date
49.325	MPSF Championships	March 20, 2004
49.275	UC Davis	February 7, 2003
49.150	Sacramento State, UC Davis	February 20, 2004
48.925	Southern Utah	February 16, 2008
48.925	Boise State, Seattle Pacific	January 23, 2009
48.900	at Sacramento St.	March 18, 2007
48.900	at Brigham Young, Boise State, Utah State	February 20, 2009
48.875	NCAA West Regional	April 4, 2009
48.875	at Boise State	March 19, 2010
48.850	Air Force	February 11, 2005
48.850	UC Davis, Sacramento State	Feb. 26, 2010
48.825	Seattle Pacific	March 9, 2001
48.825	at UC Davis, California, Sacramento State	March 23, 2007
48.800	at Arizona State, Stanford, Wisconsin-Oshkosh	Feb. 29, 2008
48.800	at UC Davis, Stanford, Sacramento State	March 23, 2008
48.800	at UC Davis, Stanford	Feb. 27, 2009
48.800	Southern Utah	March 8, 2009
48.800	WAC Championships	March 21, 2009
48.775	at Alaska Anchorage	March 13, 2004
48.775	at Southern Utah	March 6, 2009
48.750	CS Fullerton	January 27, 2006
48.725	at Southern Utah	March 9, 2007
48.700	at Seattle Pacific	Jan. 31, 2009
48.675	Texas-Woman's, New Hampshire	February 6, 2004
48.675	Sacramento State	March 10, 2006
48.675	Western Independent Championships	March 24, 2001
48.675	at Stanford, Washington, Sacramento State	Feb. 7, 2010
48.650	at Alaska Anchorage	March 12, 2004
48.600	at Utah State	February 26, 2001
48.575	at Stanford, Oregon State, Seattle Pacific	January 31, 2003
48.575	WAC Championships	March 31, 2007
48.575	WAC Championships	March 29, 2008
48.575	Sacramento State	Feb. 6, 2009
48.550	at California	January 23, 2004
48.550	Brigham Young, UC Davis	January 16, 2009
48.525	Seattle Pacific	March 22, 1996
48.525	at California, Boise State, Sacramento State	March 16, 2002
48.525	at Sacramento State	Feb. 16, 2003
48.525	at Utah State	March 7, 2008
48.525	at California, CS Fullerton, UC Davis	March 16, 2008
48.500	Stanford	March 7, 2003

48.500	at CS Fullerton	January 11, 2009
48.500	Southern Utah	January 30, 2010


Beam

Score	Opponents.....	Date
49.050	MPSF Championships	March 29, 2003
49.025	Western Independent Champ.	March 27, 1999
49.025	Stanford, California	March 19, 2005
49.000	at Arizona State	March 14, 2003
48.950	at UC Davis	March 6, 2004
48.825	at Utah State	March 12, 2010
48.900	MPSF Championships	March 20, 2004
48.875	CS Fullerton	January 27, 2001
48.875	at Sacramento St.	March 18, 2007
48.875	at Seattle Pacific	January 31, 2009
48.850	Seattle Pacific	February 3, 2001
48.800	at Air Force, TX-Woman's, Wis-Eau Claire, Utah St.	Jan. 17, 2004
48.775	WAC Championships	March 31, 2007
48.775	at Southern Utah	March 6, 2009
48.775	Stanford, California	March 5, 2010
48.750	at UC Davis, California, Sacramento State	March 23, 2007
48.750	at Sacramento State	Feb. 19, 2010
48.725	Seattle Pacific	February 14, 2004
48.725	at Stanford, Iowa, Oregon State	February 9, 2007
48.700	at California, CS Fullerton, Sacramento State	March 3, 2000
48.700	Seattle Pacific	March 9, 2001
48.700	at UC Davis	March 2, 2003
48.700	at Sacramento State	Feb. 29, 2004
48.700	at Alaska Anchorage	March 12, 2004
48.650	at Alaska Anchorage	March 13, 2004
48.650	at Seattle Pacific	Feb. 16, 2007
48.625	Sacramento State, UC Davis	February 16, 2001
48.625	California	March 16, 2001
48.625	at Sacramento State	Feb. 17, 2006
48.575	at California, CS Fullerton, UC Davis	March 16, 2008
48.550	at Boise State, Penn State, Seattle Pacific	March 11, 2005
48.550	MPSF Championships	March 26, 2005
48.550	UC Davis	February 24, 2006
48.525	NCAA West Regional	April 12, 2003
48.525	at Utah State	March 7, 2008
48.500	at Boise State, SE Missouri State, Penn State	March 6, 1999
48.500	UC Davis	February 7, 2003
48.425	Sacramento State, UC Davis	February 20, 2004
48.425	at California	January 23, 2004
48.425	at California	March 17, 2006
48.425	Sacramento State, Wisconsin-Stout	Feb. 1, 2008




Top-20 Scores By Event


Floor Score	Opponents.....Date	Score	Opponents.....Date	Score	Opponents.....Date
49.550	MPSF Championships March 20, 2004	49.050	CS FullertonFebruary 12, 2010	48.900	UC DavisFebruary 22, 2008
49.375	at CS Fullerton, Sacramento State.....Feb. 9, 2003	49.025	Boise State, Seattle PacificFebruary 8, 2002	48.900	Sacramento State.....Feb. 6, 2009
49.350	MPSF Championships ..March 29, 2003	49.025	at UC Santa Barbara, UC Davis, .. E. MichiganFebruary 23, 2002	48.900	at Brigham Young, Boise State, ... Utah StateFebruary 20, 2009
49.300	Stanford, California..March 5, 2010	49.025	Air Force, Seattle Pacific	48.875	Seattle PacificMarch 22, 1996
49.275	WAC Championships March 21, 2009	49.000February 14, 2003	48.875	at Utah StateFebruary 26, 2001
49.175	Seattle Pacific ..February 14, 2004	49.000	at Alaska Anchorage.March 12, 2004	48.875	NCAA West Regional April 4, 2009
49.150	at UC DavisMarch 2, 2003	49.000	Southern Utah..February 16, 2008	48.875	at Sacramento State.Feb. 19, 2010
49.150	Utah StateMarch 8, 2009	49.000	at UC Davis, Stanford, Sacramento State ..March 23, 2008	48.850	at Alaska Anchorage ..March 13, 2004
49.150	UC Davis, Sacramento State....Feb. 26, 2010	49.000	at Seattle Pacific January 31, 2009	48.850	at Sacramento State.Feb. 17, 2006
49.125	UC DavisFebruary 7, 2003	49.000	at Sacramento State.Feb. 15, 2009	48.825	Oklahoma, California, ArizonaJanuary 19, 2001
49.100	Western Independent Championships March 24, 2001	48.975	Seattle PacificMarch 9, 2001	48.825	CS FullertonJanuary 27, 2001
49.100	at California, CS Fullerton, UC DavisMarch 16, 2008	48.975	at UC DavisFebruary 29, 2004	48.825	at Stanford, Washington, Sacramento State.....Feb. 7, 2010
49.100	WAC Championships March 29, 2008	48.975	WAC Championships ..March 27, 2010	48.775	at CS Fullerton.February 12, 2000
49.075	CS Fullerton, Sacramento State ...March 8, 2002	48.925	California.....February 26, 2000	48.775	Sacramento State, UC DavisFebruary 16, 2001
49.075	at UC Davis, Stanford..Feb. 27, 2009	48.925	Alaska Anchorage, UC Davis, Utah StateJanuary 26, 2002	48.775	at CS Fullerton, Bowling Green, SUNY-CortlandMarch 6, 2005
49.050	at UC Davis, Alaska AnchorageFebruary 27, 2005	48.925	at Sacramento State.Feb. 16, 2003	48.775	at Sacramento St..March 18, 2007
		48.925	StanfordMarch 7, 2003	48.775	at Southern Utah....March 6, 2009
		48.925	at Utah StateMarch 12, 2010	48.775	at Boise StateMarch 19, 2010
		48.900	UC Santa Barbara ..March 2, 2002		
		48.900	at Sacramento St..March 10, 2002		



2003 NCAA West Regional Team



2006 NCAA West Regional Team



2008 NCAA West Regional Team





Vault

9.925 Shina CardenoFeb. 24, 2006
 9.925 Veronica PorteFeb. 20, 2009
 9.900 Thomasina WallaceJan. 23, 2009
 9.900 Alise BlackwellFeb. 20, 2009
 9.875 Dani AlbrightFeb. 16, 2001
 9.875 Raylyn Cardeno..February 16, 2008
 9.875 Lily SwannMarch 19, 2010
 9.850 Dani AlbrightFeb. 2, 2002
 9.850 Dani Albright.....March 8, 2002
 9.850 Dani Albright.....March 16, 2002
 9.850 Dani Albright.....Jan. 31, 2003
 9.850 Dani Albright.....March 14, 2003
 9.850 Shirla ChoyMarch 21, 2003
 9.850 Raylyn CardenoFeb. 24, 2006
 9.850 Raylyn CardenoFeb. 3, 2007
 9.850 Raylyn Cardeno.....March 18, 2007
 9.850 Shanice HowardMarch 23, 2008
 9.850 Veronica PorteMarch 29, 2008
 9.850 Veronica PorteMarch 21, 2009
 9.850 Lily SwannJan. 23, 2009
 9.850 Lily Swann.....Feb. 6, 2009
 9.850 Thomasina Wallace...Feb. 20, 2009
 9.850 Lily Swann.....Feb. 27, 2009
 9.850 Thomasina Wallace ..March 6, 2009
 9.850 Lily SwannMarch 21, 2009
 9.850 Thomasina WallaceJan. 15, 2010
 9.850 Lily SwannMarch 5, 2010
 9.850 Lily SwannMarch 26, 2010
 9.825 Tara Law.....March 14, 1997
 9.825 Bridgett Coates.....April 12, 1997
 9.825 Dani Albright.....March 21, 2003
 9.825 Dani Albright.....April 12, 2003
 9.825 Jennifer GreeneMarch 25, 2005
 9.825 Raylyn Cardeno.....Jan. 8, 2006
 9.825 Michelle Minotti.....Feb. 3, 2006
 9.825 Shina CardenoFeb. 17, 2006
 9.825 Michelle MinottiMarch 17, 2006
 9.825 Renae MoneymakerMarch 25, 2006
 9.825 Veronica PorteMarch 31, 2007
 9.825 Raylyn Cardeno....January 25, 2008
 9.825 Raylyn Cardeno..February 10, 2008
 9.825 Shanice Howard..February 16, 2008
 9.825 Raylyn Cardeno.....March 7, 2008
 9.825 Veronica PorteMarch 16, 2008
 9.825 Veronica PorteApril 12, 2008
 9.825 Lily SwannJan. 31, 2009
 9.825 Lily Swann.....Feb. 20, 2009
 9.825 Lily SwannMarch 6, 2009
 9.825 Alise BlackwellMarch 6, 2009
 9.825 Thomasina WallaceJan. 10, 2010
 9.825 Lily SwannJan. 10, 2010
 9.825 Lily Swann.....Feb. 12, 2010
 9.825 Lily Swann.....Feb. 26, 2010
 9.825 Katie Merritt.....March 19, 2010
 9.825 Shanice HowardMarch 27, 2010

Bars

9.950 Shirla ChoyFeb. 7, 2003
 9.950 Shirla ChoyMarch 20, 2004
 9.950 Thomasina WallaceApril 4, 2009
 9.925 Shirla Choy.....Jan. 24, 2003
 9.925 Shirla Choy.....Jan. 31, 2003
 9.925 Kelsey SpellacyFeb. 14, 2003
 9.925 Shirla ChoyMarch 21, 2003
 9.925 Shirla ChoyFeb. 20, 2004
 9.925 Thomasina Wallace...Feb. 20, 2009
 9.925 Thomasina WallaceJan 10, 2010
 9.900 Shirla ChoyMarch 9, 2001
 9.900 Dani Albright.....Feb. 7, 2003
 9.900 Shirla ChoyMarch 7, 2003
 9.900 Shirla ChoyMarch 14, 2003
 9.900 Shirla ChoyMarch 29, 2003
 9.900 Shirla Choy.....Jan. 17, 2004
 9.900 Thomasina WallaceJan. 16, 2009
 9.900 Thomasina Wallace...Feb. 15, 2009
 9.900 Thomasina WallaceJan. 30, 2010
 9.900 Thomasina Wallace March 12, 2010
 9.875 Shirla ChoyFeb. 3, 2001
 9.875 Shirla ChoyFeb. 26, 2001
 9.875 Dani Albright.....March 16, 2001
 9.875 Shirla Choy.....Jan. 23, 2004
 9.875 Shirla ChoyFeb. 14, 2004
 9.875 Liz MajorFeb. 20, 2004
 9.875 Brittney PetersonFeb. 20, 2004
 9.875 Liz Major.....March 20, 2004
 9.875 Brittney Peterson...March 20, 2004
 9.875 Greta Leach.....Feb. 11, 2005
 9.875 Greta LeachFeb. 27, 2005
 9.875 Alise Blackwell ..February 16, 2008
 9.875 Thomasina WallaceJan. 31, 2009
 9.875 Thomasina Wallace...Feb. 27, 2009
 9.875 Thomasina Wallace ..March 6, 2009
 9.875 Thomasina Wallace March 21, 2009
 9.850 Colleen JonesJan. 30, 1993
 9.850 Bridgett Coates.....March 22, 1996
 9.850 Annie Snellgrove...March 27, 1999
 9.850 Stacy MartinJan. 27, 2001
 9.850 Dani AlbrightFeb. 16, 2001
 9.850 Annie Snellgrove.....March 9, 2001
 9.850 Dani Albright.....March 24, 2001
 9.850 Shirla ChoyFeb. 8, 2002
 9.850 Dani Albright.....March 2, 2002
 9.850 Shirla ChoyMarch 2, 2002
 9.850 Dani Albright.....March 10, 2002
 9.850 Shirla ChoyMarch 10, 2002
 9.850 Shirla ChoyMarch 16, 2002
 9.850 Shirla ChoyFeb. 16, 2003
 9.850 Brittney PetersonJan 17, 2004
 9.850 Shirla ChoyFeb. 6, 2004
 9.850 Shirla ChoyMarch 13, 2004
 9.850 Michelle MinottiMarch 18, 2007
 9.850 Thomasina WallaceJan. 23, 2009
 9.850 Thomasina Wallace...Feb. 26, 2010
 9.850 Katie Merritt.....March 19, 2010

Beam

9.900 Tanika Byrd.....March 3, 2000
 9.900 Jennifer GreeneMarch 2, 2003
 9.900 Jennifer GreeneMarch 13, 2004

9.900 Michelle MinottiMarch 18, 2007
 9.900 Thomasina Wallace March 12, 2010
 9.875 Carissa Medeiros....March 27, 1999
 9.875 Dani Albright.....Jan. 27, 2001
 9.875 Tracy Cheshier.....Feb. 3, 2001
 9.875 Dani AlbrightFeb. 3, 2001
 9.875 Kasey CarterFeb. 16, 2001
 9.875 Dani AlbrightFeb. 26, 2001
 9.875 Jennifer Greene.....Feb. 7, 2003
 9.875 Jennifer GreeneMarch 14, 2003
 9.875 Amberly Klein.....March 29, 2003
 9.875 Greta LeachMarch 19, 2005
 9.850 Kasey Carter.....March 27, 1999
 9.850 Tracy CheshierMarch 9, 2001
 9.850 Dani Albright.....March 2, 2002
 9.850 Shirla Choy.....Jan. 3, 2003
 9.850 Dani Albright.....March 7, 2003
 9.850 Dani Albright.....March 14, 2003
 9.850 Amberly Klein.....Feb. 6, 2004
 9.850 Greta LeachFeb. 6, 2004
 9.850 Amberly Klein.....March 13, 2004
 9.850 Amberly Klein.....March 20, 2004
 9.850 Michelle Minotti.....Feb. 9, 2007
 9.850 Jessica Khoshnood..March 18, 2007
 9.850 Veronica PorteFebruary 1, 2008
 9.850 Veronica PorteFebruary 10, 2008
 9.850 Leah BigelowMarch 7, 2008
 9.850 Alise BlackwellJan. 31, 2009
 9.850 Aubrey Lee.....March 21, 2009
 9.850 Thomasina WallaceApril 4, 2009
 9.850 Thomasina Wallace ..March 5, 2010
 9.825 Tara Law.....Jan. 26, 1996
 9.825 Hawley AlmstedtFeb. 23, 1996
 9.825 Hawley Almstedt.....March 8, 1996
 9.825 Tasya Talbot.....Feb. 26, 2000
 9.825 Dani Albright.....Jan. 19, 2001
 9.825 Tracy Cheshier.....Feb. 23, 2001
 9.825 Shirla ChoyFeb. 26, 2001
 9.825 Shirla ChoyMarch 16, 2001
 9.825 Kasey Carter.....March 16, 2002
 9.825 Kimmy CianciMarch 16, 2002
 9.825 Dani Albright.....March 29, 2003
 9.825 Shirla ChoyMarch 29, 2003
 9.825 Jennifer GreeneMarch 29, 2003
 9.825 Greta LeachJan. 17, 2004
 9.825 Greta LeachFeb. 14, 2004
 9.825 Greta LeachMarch 6, 2004
 9.825 Greta LeachJan. 21, 2005
 9.825 Greta LeachFeb. 4, 2005
 9.825 Michelle MinottiMarch 19, 2005
 9.825 Amberly Klein.....March 25, 2005
 9.825 Leah Bigelow.....Feb. 17, 2006
 9.825 Amberly Klein.....March 17, 2006
 9.825 Greta LeachFeb. 3, 2007
 9.825 Greta LeachFeb. 9, 2007
 9.825 Veronica PorteFeb. 23, 2007
 9.825 Michelle MinottiMarch 23, 2007
 9.825 Veronica PorteMarch 31, 2007
 9.825 Emily Stebbins ...February 16, 2008
 9.825 Michelle MinottiMarch 7, 2008
 9.825 Thomasina Wallace ..March 6, 2009
 9.825 Veronica PorteApril 16, 2009
 9.825 Thomasina WallaceJan. 15, 2010



Individual Scores

Floor

10.000 Jennifer GreeneMarch 20, 2004
 9.975 Dani Albright.....March 29, 2003
 9.950 Dani AlbrightFeb. 14, 2003
 9.950 Shirla ChoyMarch 20, 2004
 9.925 Kimmy Cianci.....March 24, 2001
 9.925 Jennifer GreeneMarch 2, 2003
 9.925 Dani Albright.....March 7, 2003
 9.925 Shirla ChoyMarch 29, 2003
 9.925 Shirla ChoyFeb. 14, 2004
 9.925 Jennifer Greene.....Feb. 14, 2004
 9.925 Greta LeachMarch 20, 2004
 9.900 Tasya Talbot.....Feb. 12, 2000
 9.900 Tasya Talbot.....Feb. 26, 2000
 9.900 Kimmy CianciFeb. 26, 2001
 9.900 Kimmy CianciMarch 2, 2001
 9.900 Dani Albright.....March 9, 2001
 9.900 Dani AlbrightFeb. 2, 2002
 9.900 Dani AlbrightFeb. 23, 2002
 9.900 Kimmy CianciFeb. 23, 2002
 9.900 Kimmy CianciMarch 8, 2002
 9.900 Shirla ChoyMarch 23, 2002
 9.900 Dani Albright.....April 6, 2002
 9.900 Jennifer Greene.....Feb. 7, 2003
 9.900 Dani Albright.....March 2, 2003
 9.900 Jennifer Greene.....Feb. 20, 2004
 9.900 Jennifer GreeneMarch 12, 2004
 9.900 Jennifer GreeneJan. 11, 2005
 9.900 Veronica PorteFeb. 23, 2007
 9.900 Emily StebbinsMarch 16, 2008
 9.900 Emily StebbinsMarch 29, 2008
 9.900 Thomasina Wallace...Feb. 27, 2009
 9.900 Thomasina Wallace ..March 8, 2009
 9.900 Tiffany Louie.....March 5, 2010
 9.900 Thomasina Wallace March 21, 2009
 9.900 Thomasina Wallace ..March 5, 2010
 9.875 Tara LawFeb. 14, 1997
 9.875 Tara Law.....March 14, 1997
 9.875 Tasya TalbotMarch 12, 1999
 9.875 Tasya TalbotMarch 10, 2000
 9.875 Tasya TalbotMarch 18, 2000
 9.875 Shirla ChoyMarch 24, 2001
 9.875 Dani Albright.....Jan. 26, 2002
 9.875 Dani AlbrightFeb. 8, 2002
 9.875 Dani Albright.....March 2, 2002
 9.875 Shirla ChoyMarch 8, 2002
 9.875 Dani Albright.....March 10, 2002
 9.875 Kimmy CianciMarch 16, 2002
 9.875 Shirla ChoyFeb. 14, 2003
 9.875 Jennifer Greene.....Feb. 16, 2003
 9.875 Shirla ChoyMarch 21, 2003
 9.875 Jennifer GreeneMarch 29, 2003
 9.875 Jennifer GreeneJan. 23, 2004
 9.875 Shirla ChoyMarch 6, 2004
 9.875 Shirla ChoyMarch 12, 2004
 9.875 Veronica PorteJan. 26, 2007
 9.875 Alise BlackwellMarch 18, 2007

9.875 Shanice Howard .February 22, 2008
 9.875 Shanice HowardMarch 16, 2008
 9.875 Veronica PorteJan. 16, 2009
 9.875 Veronica PorteJan. 23, 2009
 9.875 Thomasina Wallace...Feb. 15, 2009
 9.875 Veronica PorteMarch 6, 2009
 9.875 Shanice HowardMarch 21, 2009
 9.875 Veronica PorteMarch 21, 2009
 9.875 Tiffany LouieFeb. 12, 2010
 9.875 Katie ValleauMarch 5, 2010

Top All-Around Scores

Score Name.....Date
 39.400 Shirla ChoyMarch 29, 2003
 39.400 Thomasina Wallace...April 4, 2009
 39.375 Dani AlbrightFeb. 16, 2001
 39.375 Dani Albright.....March 2, 2002
 39.375 Thomasina Wallace.March 6, 2009
 39.375 Dani Albright.....March 29, 2003
 39.350 Thomasina Wallace ..Feb. 27, 2009
 39.325 Dani Albright.....March 9, 2001
 39.325 Thomasina Wallace..Mar. 12, 2010
 39.300 Dani AlbrightFeb. 7, 2003
 39.275 Dani Albright.....March 7, 2003
 39.275 Shirla Choy.....March 21, 2003
 39.275 Veronica PorteFeb. 20, 2009
 39.250 Dani Albright.....March 10, 2002
 39.225 Dani Albright.....March 16, 2001
 39.225 Shirla ChoyJan. 31, 2003
 39.225 Dani Albright.....March 9, 2003
 39.225 Thomasina Wallace..Feb. 15, 2009
 39.200 Dani Albright.....February 8, 2002
 39.200 Shirla ChoyMarch 20, 2004
 39.200 Thomasina Wallace..Jan. 31, 2009
 39.175 Dani AlbrightFeb. 27, 2001
 39.175 Shirla ChoyMarch 9, 2001
 39.175 Dani AlbrightFeb. 24, 2001
 39.175 Jennifer GreeneFeb. 7, 2003
 39.175 Greta LeachMarch 20, 2004
 39.175 Veronica PorteMarch 31, 2007
 39.150 Shirla ChoyMarch 16, 2001
 39.150 Shirla ChoyMarch 24, 2001
 39.150 Dani Albright.....April 6, 2002
 39.150 Jennifer Greene.....March 13, 2004
 39.150 Jennifer Greene.....March 20, 2004
 39.150 Michelle Minotti ...March 19, 2005
 39.150 Veronica Porte ..February 16, 2008
 39.150 Veronica PorteMarch 16, 2008
 39.150 Veronica PorteFeb. 27, 2009
 39.125 Shirla ChoyFeb. 16, 2001
 39.125 Shirla ChoyFeb. 27, 2001
 39.125 Jennifer Greene.....March 2, 2003
 39.125 Jennifer GreeneFeb. 20, 2004
 39.125 Veronica PorteMarch 18, 2007
 39.100 Kimmy Cianci.....Feb. 16, 2001
 39.100 Shirla ChoyJan. 24, 2003
 39.100 Shirla ChoyMarch 12, 2004

39.100 Veronica Porte.....Jan. 11, 2009
 39.100 Veronica Porte.....Jan. 31, 2009
 39.100 Lily Swann.....March 27, 2010
 39.075 Hawley Almstedt ..March 14, 1997
 39.075 Shirla ChoyFeb. 20, 2004
 39.075 Jennifer Greene.....March 12, 2004
 39.075 Thomasina Wallace ..Feb. 19, 2010
 39.050 Michelle MinottiFeb. 3, 2006
 39.050 Veronica Porte.....Jan. 26, 2007
 39.050 Veronica PorteMarch 2, 2007
 39.050 Alise BlackwellMarch 18, 2007
 39.050 Veronica Porte ..February 29, 2008
 39.050 Veronica PorteJan. 23, 2009
 39.050 Veronica PorteMarch 6, 2009
 39.025 Dani AlbrightJan. 27, 2001
 39.025 Dani AlbrightFeb. 16, 2003
 39.025 Veronica Porte ..February 10, 2008
 39.025 Thomasina Wallace...Jan. 23, 2009
 39.000 Dani AlbrightFeb. 23, 2001
 39.000 Shirla ChoyMarch 23, 2002
 39.000 Jennifer Greene.....Jan. 23, 2004
 39.000 Veronica PorteMarch 23, 2007
 39.000 Veronica PorteFeb. 15, 2009
 39.000 Veronica PorteApril 4, 2009
 39.000 Lily Swann.....March 5, 2010
 38.975 Hawley Almstedt.....Feb. 28, 1997
 38.975 Shirla ChoyFeb. 3, 2001
 38.975 Shirla ChoyFeb. 16, 2003
 38.975 Shirla ChoyJan. 17, 2004
 38.975 Thomasina Wallace...Jan. 11, 2009
 38.975 Thomasina Wallace...Jan. 15, 2010
 38.975 Thomasina Wallace...Jan. 22, 2010
 38.950 Hawley AlmstedtMarch 8, 1996
 38.950 Shirla ChoyFeb. 29, 2004
 38.950 Greta LeachMarch 19, 2005
 38.950 Veronica PorteMarch 7, 2008
 38.950 Thomasina Wallace ..Feb. 20, 2009
 38.925 Kimmy CianciMarch 16, 2002
 38.925 Greta Leach.....Feb. 6, 2004
 38.925 Jennifer Greene.....March 6, 2004
 38.925 Lily Swann.....Feb. 7, 2010
 38.900 Shirla ChoyJan. 19, 2001
 38.900 Jennifer GreeneFeb. 14, 2004
 38.900 Greta LeachFeb. 11, 2005
 38.900 Veronica PorteFeb. 16, 2007
 38.900 Veronica PorteMarch 9, 2007
 38.900 Alise BlackwellMarch 31, 2007

Postseason Results



NCAA Championships

All-Around Results

2001 38. Dani Albright 38.425

2009 41. Veronica Porte 38.700

46. Thomasina Wallace 38.400

NCAA West Regional Results

Team Results

2009 NCAA West Regional at Washington

1. Utah 197.675

2. Illinois 196.700

3. Boise State 195.400

4. Auburn 195.250

5. San Jose State 194.800

Washington 194.800

2008 NCAA West Regional at Oregon State

1. Oregon State 197.100

2. Michigan 196.375

3. Michigan State 195.125

4. Washington 194.075

5. San Jose State 193.850

6. Sacramento State 193.575

2006 NCAA West Regional at Stanford

1. Alabama 196.475

2. Oregon State 195.800

3. Stanford 195.275

4. San Jose State 192.375

5. Sacramento State 192.050

6. Boise State 189.850

2003 NCAA West Regional at Washington

1. Nebraska 196.650

2. LSU 195.700

3. Washington 195.675

4. Cal State Fullerton 193.175

5. San Jose State 192.875

Boise State 192.875

NCAA Regional Champions

Uneven Bars

2009 Thomasina Wallace 9.950

All-Around Results – Individual Competitors Only

2010 15. Lily Swann 37.900

2007 11. Veronica Porte 38.825

14. Alise Blackwell 38.675

2005 13. Jennifer Greene 38.700

19. Michelle Minotti 38.350

22. Greta Leach 37.475

2004 14. Greta Leach 38.775

16. Jennifer Greene 38.425

17. Shirla Choy 38.350

2002 T12. Dani Albright 39.150

20. Shirla Choy 37.900

2001 5. Dani Albright 38.775

7. Shirla Choy 38.775

10. Kimmy Cianci 38.475

1999 20. Annie Snellgrove

1998 Annie Snellgrove 9.400*

1997 9. Tara Law 38.750

13. Hawley Almstedt 38.350

23. Bridgett Coates 37.075

1996 12. Tara Law 38.325

15. Bridgett Coates 38.075

16. Hawley Almstedt 37.925

1995 13. Tara Law 37.975

1994 15. Tara Law 37.500

1993 19. Jodi Solod 37.075

1992 19. Jodi Solod 37.675

1991 30. Staci Wicklund 36.850

33. Jodi Solod 36.400

1989 30. Cheryl Sanwo 34.750

1988. Kriss Miller 17.250*

1987 27. Liza Bettencourt 35.450

29. Sheila H. Tsarnas 35.150

31. Mayumi Nakaji 34.850

1986 28. Sheila Hughes 35.100

Beam

2004 35. Amberly Klein 9.475

2002 T31. Kasey Carter 9.650

Floor

2002 39. Kimmy Cianci 9.625

2010 19. Gabrielle Targosz 9.775

* did not complete all-around due to injury



Conference Meet Results

2010 WAC Championships Fullerton, Calif.

1. Southern Utah	195.800
2. Boise State	195.700
3. Utah State	193.675
4. San Jose State	193.600
5. Cal State Fullerton	193.175
6. Sacramento State	192.650

Vault

T4. Lily Swann	9.850
T8. Shanice Howard	9.825

Bars

T7. Jessica Khoshnood	9.775
T7. Lily Swann	9.775

Floor

T5. Gabrielle Targosz	9.850
T5. Tiffany Louie	9.850

All-Around

3. Lily Swann	39.100
---------------	--------

2009 WAC Championships Sacramento, Calif.

1. Boise State	196.525
2. Sacramento State	195.350
3. Southern Utah	195.175
4. San Jose State	194.875
5. Cal State Fullerton	192.975
6. Utah State	192.425

Vault

T5. Lily Swann	9.850
T5. Veronica Porte	9.850

Bars

T2. Thomasina Wallace	9.875
T6. Alise Blackwell	9.825

Beam

T3. Aubrey Lee	9.850
----------------	-------

Floor

1. Thomasina Wallace	9.900
T2. Shanice Howard	9.875
T2. Veronica Porte	9.875
T8. Katie Valleau	9.825

All-Around

4. Thomasina Wallace	38.750
6. Veronica Porte	38.625

2008 WAC Championships Boise, Idaho

1. Boise State	194.925
2. San Jose State	194.725
3. Southern Utah	194.575
4. Sacramento State	194.275
5. Utah State	194.150
6. CS Fullerton	192.650

Vault

T2. Veronica Porte	9.850
T6. Shanice Howard	9.800
T10. Renae Moneymaker	9.775
T10. Shina Cardeno	9.775

Bars

T4. Renae Moneymaker	9.775
T8. Alise Blackwell	9.750

Beam

T6. Veronica Porte	9.800
--------------------	-------

Floor

3. Emily Stebbins	9.900
T6. Shanice Howard	9.850

All-Around

9. Veronica Porte	38.625
10. Michelle Minotti	38.375

2007 WAC Championships Cedar City, Utah

1. Sacramento State	195.275
2. Southern Utah	195.225
3. Utah State	195.175
4. San Jose State	193.750
5. Cal State Fullerton	193.625
6. Boise State	193.300

Vault

T5. Veronica Porte	9.825
--------------------	-------

Balance Beam

T8. Veronica Porte	9.825
--------------------	-------

Floor Exercise

T4. Veronica Porte	9.800
--------------------	-------

All Around

3. Veronica Porte	39.175
8. Alise Blackwell	38.900

2006 WAC Championships Logan, Utah

1. Sacramento State	193.950
2. Boise State	193.775
3. Southern Utah	193.600
4. Utah State	193.100
5. San Jose State	192.800
6. Cal State Fullerton	192.600

Vault

T3. Renae Moneymaker	9.825
T9. Michelle Minotti	9.775

Bars

T3. Kelsey Spellacy	9.800
T9. Renae Moneymaker	9.725
T9. Veronica Porte	9.725

Beam

T10. Adriane Mertens	9.725
----------------------	-------

Floor

T10. Renae Moneymaker	9.725
-----------------------	-------

All-Around

4. Veronica Porte	38.825
T9. Renae Moneymaker	38.375

2005 MPSF Championships Davis, California

1. Sacramento State	194.550
2. San Jose State	192.025
3. UC Davis	191.400
4. Seattle Pacific	190.275
5. Air Force	189.500
6. Alaska Anchorage	189.275

Vault

3. Jennifer Greene	9.825
4. Michelle Minotti	9.775
6. Casey Jay	9.750

Uneven bars

4. Jennifer Greene	9.725
--------------------	-------

Balance beam

4. Amberly Klein	9.825
------------------	-------

All-Around

2. Michelle Minotti	38.700
5. Jennifer Greene	38.425



2004 MPSF Championships San Jose, Calif.

1. San Jose State	195.925
2. CS Sacramento	195.400
3. UC Davis	194.350
4. Alaska Anchorage	193.750
5. Seattle Pacific	192.550
6. Air Force	192.525

Bars

1. Shirla Choy	9.950
----------------	-------

Beam

1. Amberly Klein	9.850
T3. Liz Major	9.800

Floor

1. Jennifer Greene	10.000
T2. Shirla Choy	9.950

All-Around

2. Shirla Choy	39.200
3. Greta Leach	39.175

2003 MPSF Championships Sacramento, California

1. Sacramento State	194.925
2. San Jose State	194.550
3. Seattle Pacific	193.000
4. Air Force	192.050
5. UC Davis	189.650
6. Alaska-Anchorage	187.300

Vault

T1. Dani Albright	9.775
T3. Shirla Choy	9.750

Bars

T1. Shirla Choy	9.900
-----------------	-------

Beam

1. Amberly Klein	9.875
T2. Dani Albright	9.825
T2. Shirla Choy	9.825
T2. Jennifer Greene	9.825

Floor

1. Dani Albright	9.975
T3. Shirla Choy	9.925

All-Around

1. Shirla Choy	39.400
2. Dani Albright	39.375

2002 MPSF Championships Colorado Springs, Colo.

1. Sacramento State	194.900
2. Air Force	194.650
3. San Jose State	193.375
4. UC Davis	192.000
5. UC Santa Barbara	189.525

Vault

T2. Dani Albright	9.800
-------------------	-------

Floor

T1. Shirla Choy	9.900
-----------------	-------



Amberly Klein was the 2003 & 2004 MPSF balance beam champion. She also competed as an individual on the beam at the 2004 NCAA West Regional.



All-Conference Honors

WAC Honors (2006-Present)

2010

First Team

Lily Swann – All-Around

Second Team

Tiffany Louie - Floor
Lily Swann – Vault
Gabrielle Targosz - Floor

2009

First Team

Shanice Howard – Floor
Aubrey Lee - Beam
Veronica Porte - Floor
Thomasina Wallace – Floor, Bars

Second Team

Alise Blackwell - Bars
Veronica Porte – All-Around, Vault
Lily Swann - Vault
Thomasina Wallace – All-Around

2008

First Team

Veronica Porte - Vault
Emily Stebbins - Floor

Second Team

Shanice Howard – Vault, Floor
Rena Moneymaker - Bars
Veronica Porte – Beam

2007

First Team

Veronica Porte – All-Around

Second Team

Veronica Porte – Vault, Beam

2006

First Team

Rena Moneymaker – Bars
Kelsey Spellacy – Bars

Second Team

Veronica Porte – All-Around

MPSF Honors

2005

First Team

Jennifer Greene – Floor
Greta Leach – Bars, Beam, All-Around
Michelle Minotti – Vault

Second Team

Leah Bigelow - Beam
Jennifer Greene – Vault, All-Around
Casey Jay – Floor
Kelsey Spellacy - Bars

WAC Freshman of the Year

2009 Thomasina Wallace

WAC Champions

Floor
2009 Thomasina Wallace 9.900

MPSF Gymnast of the Year

2005 Jennifer Greene
2004 Shirla Choy

MPSF Champions

Vault
2003 Dani Albright

Bars
2004 Shirla Choy
2003 Shirla Choy

Beam
2004 Amberly Klein
2003 Amberly Klein

Floor
2004 Jennifer Greene
2003 Dani Albright
2002 Shirla Choy

All-Around
2003 Shirla Choy

West Region Assistant Coach of the Year

2009 Meghan Donahue
2004 Tim Rivera

West Region Administrator of the Year

2009 Stacy Martin



All-WAC

2010 Shanice Howard
Jessica Khoshnood
Tiffany Louie
Kate Merritt
Lily Swann
Gabrielle Targosz
Alyssa Telles-Nolan
Katie Valleau
Thomasina Wallace

2009 Alise Blackwell
Kelli Fournier
Shanice Howard
Jessica Khoshnood
Aubrey Lee
Tiffany Louie
Katie Merritt
Lily Swann
Gabrielle Targosz
Katie Valleau
Thomasina Wallace

2008 Leah Bigelow
Alise Blackwell
Kelli Fournier
Shanice Howard
Casey Jay
Jessica Khoshnood
Tiffany Louie
Katie Merritt
Michelle Minotti
Emily Stebbins
Lily Swann
Gabrielle Targosz

2007 Leah Bigelow
Alise Blackwell
Kelli Fournier
Jessica Khoshnood
Greta Leach
Tiffany Louie
Liz Major
Michelle Minotti
Jennifer Pizano
Gabrielle Targosz

2006 Leah Bigelow
Alise Blackwell
Tracie Kavalec
Amberly Klein
Adriane Mertens
Michelle Minotti
Rena Moneymaker
Veronica Porte

All-MPSF

2005 Tracie Kavalec
Amberly Klein
Greta Leach
Adriane Mertens

2004 Shirla Choy
Adriane Mertens
Brittney Peterson
Rebecca Ronzio
Melissa Scheele
Erin Thomas

2003 Shirla Choy
Rebecca Ronzio
Melisa Scheele
Erin Thomas

NACGC/W Scholastic All-Americans

2010 Kelli Fournier
Shanice Howard
Karlene Simon
Lily Swann

2009 Kelli Fournier
Shanice Howard
Jessica Khoshnood
Lily Swann

2008 Leah Bigelow
Kelli Fournier
Shanice Howard
Jessica Khoshnood
Lily Swann

2007 Leah Bigelow
Kelli Fournier
Tiffany Louie

2005 Leah Bigelow
Adriane Mertens
Michelle Minotti
Whitney Nelson
Tiffany Parcasio
Rebecca Ronzio

2004 Shirla Choy
Adriane Mertens
Brittney Peterson
Rebecca Ronzio
Melisa Schelle
Erin Thomas

2003 Shirla Choy
Kelli McCoy
Adriane Mertens
Sarah Molasky
Rebecca Ronzio
Melissa Scheele

2002 Kasey Carter
Kim Cianci
Stacy Martin
Rebecca Ronzio
Melissa Scheele

2001 Kasey Carter
Kim Cianci
Stacy Martin
Melisa Scheele

2000 Kasey Carter
Kim Cianci
Carrie Mariani
Stacy Martin

San Jose State Associated Students Top-55

2007 Michelle Minotti
2003 Team
2002 Dani Albright

Nancy Moak Memorial Award – Contributions in promoting women's athletics.

2003 Kim Cianci

NCAA Leadership Conference

2003 Shirla Choy

Who's Who Among Students

2004 Shirla Choy



Spartan Gym is the home of the San Jose State women's volleyball and women's gymnastics teams. Seating capacity of the gym varies from 1,000-1,500 people depending on the gym setup. The gym is located on the corner of Fourth and Paseo de San Carlos Streets. Housed in the Spartan Gym complex are two training rooms, locker rooms and an uneven bar training room for gymnastics.

During the summer of 2005, Spartan Gym underwent extensive renovations to update the facility. New paint, new ceiling, new windows and new scoreboards highlight the many changes to the facility. The locker rooms also were redone.

