



*2010 San Jose State
Volleyball Record Book*





2010 Spartan Volleyball

The following is the San Jose State University Record Book. The book contains rosters for this season and past seasons along with single-season stats for the past 10 years.

This season's roster is linked to each players' biography on the San Jose State website, www.sjsuspartans.com. Please click on each name, and the information should open in a new browser window. Information on this year's team including statistics and latest results are available on the website.

Quick Facts

Location:	San Jose, CA 95192
Founded:	1857
Enrollment:	32,746
Interim President:	Don W. Kassing
Athletics Director:	Tom Bowen
Associate AD/SWA:	Liz Jarnigan
Faculty Athletics Representative:	Bill Campsey
Nickname:	Spartans
School Colors:	Gold, White & Blue
Conference:	Western Athletic
Affiliation:	NCAA Division I
Home Court (Capacity):	Spartan Gym (1,000)
Courtside Phone:	(408) 924-3348
Head Coach:	Oscar Crespo (San Jose State, 1990)
San Jose State Record:	.28-60/3 years
Career Record:	.28-60/3 years
Assistant Coaches:	Jeanine Haldi (San Jose St., 2002) Annie Feller (UC Riverside, 1987)
Volunteer Assistant:	Nik Rao (UC Davis, 2009)
Volleyball Office Phone:	(408) 924-1242
2009 Record:	.1-27
2009 Conference Record/Finish:	.1-15/9th
2009 Postseason:	N/A
Starters Returning/Lost:	.5/1
Letterwinners Returning/Lost:	.9/2
Associate SID/Volleyball Contact:	Amy Villa
SID Office Phone:	(408) 924-1216
SID Cell Phone:	(408) 421-8604
SID FAX:	(408) 924-1291
email:	amy.villa@sjsu.edu
SJSU Athletics Web Site:	www.sjsuspartans.com

Table of Contents

2010 Roster	3
2009 Roster	4
2009 Statistics & Results	5-6
2008 Roster	7
2008 Statistics & Results	8-9
2007 Roster	10
2007 Statistics & Results	11-12
Spartan Honors	14-15
Team Records	16-17
Individual Records	18
Top Performances	19-21
Single Season Leaders	22
Career Leaders	23
1,000 Kill Club	24-25
All-Time Roster	26
SJSU Sports Hall of Fame	27
Post Season Appearances/WAC Tournament	28
NCAA Tournament Teams	29
1984 Team	30
Coaches Records	31
All-Time Series	32
Year-By-Year Records	33
Year-By-Year Scores	34-41
2006 Roster	42
2006 Statistics & Results	43-44
2005 Roster	45
2005 Statistics & Results	46-47
2004 Roster	48
2004 Statistics & Results	49-50
2003 Roster	51
2003 Statistics & Results	52-53
2002 Roster	54
2002 Statistics & Results	55-56
2001 Roster	57
2001 Statistics & Results	58-59

Credits: The 2010 San José State Volleyball Record Book is a product of the San José State Sports Information Office. Writing, layout and editing by Amy Villa. Portraits: Terrell Lloyd. Photos: Terrell Lloyd, Ron Fried, Wes Okubo, Damon Tarver, Kenneth Lam, Kurt Kopp, Ken Ruinard, Ken Wong. All names, nicknames, logos and other indicia referring to San Jose State University are trademarked and protected by the university. Any unauthorized use is prohibited.

San José State University does not discriminate on the basis of race, color, religion, national origin, sex, sexual orientation, marital status, pregnancy, age disability, disabled veterans or Vietnam status. This policy applies to all SJSU students, faculty and staff programs and activities. Questions regarding this policy should be directed to the Director of the Office of Equal Employment Opportunity/ Affirmative Action, SJSU, San Jose, CA 95192, (408) 924-1115.



2010 SAN JOSE STATE VOLLEYBALL ROSTER

<u>NO</u>	<u>NAME</u>	<u>POS</u>	<u>HT</u>	<u>YR</u>	<u>HOMETOWN/LAST SCHOOL</u>
1	Hanah Blume	LS	6-0	FR	Columbia, Calif./Sonora HS
2	Taylor Japhet	LS	5-11	SO	Grass Valley, Calif./Nevada Union HS
3	Sarah Griest	LS/RS	6-0	FR	Foster City, Calif./San Mateo HS
5	Brianna Amian	LS/RS	5-10	JR	Kaneohe, Hawaii/Moanalua HS
6	Sarah McAtee	RS/LS	6-0	JR	Grass Valley, Calif./Nevada Union HS
7	Kylie Miraldi	MB	6-1	JR	Grass Valley, Calif./Nevada Union HS
9	Courtney Zellmer	L	5-10	SR	Oakdale, Calif./Oakdale HS
10	Asia Casino	S/DS	5-8	JR	San Jose, Calif./UC Davis
11	Alex Akana	MB	6-0	SO	Kailua, Hawaii/Kamehameha HS
12	Lindsay Noone	LS/RS	5-11	FR	San Jose, Calif./Leigh HS
13	Caitlin Andrade	S	5-9	SO	Kailua, Hawaii/Kamehameha HS
14	Katie Turner	DS/L	5-7	SO	Tracy, Calif./Tracy HS
15	Krista Miller	LS/RS	6-0	SO	San Ramon, Calif./California HS
44	Leilani Marple	DS/L	5-4	SR	Ewa Beach, Hawaii/Concordia Univ.

HEAD COACH: Oscar Crespo (San Jose State, 1990; 4th season)

ASSISTANT COACH: Jeanine Haldi (San Jose State, 2003; 5th season)

ASSISTANT COACH: Annie Feller (UC Riverside, 1987; 3rd season)

VOLUNTEER ASSISTANT: Nik Rao (UC Davis, 2009; 2nd season)



2009 SAN JOSE STATE VOLLEYBALL ROSTER

<u>NO</u>	<u>NAME</u>	<u>POS</u>	<u>HT</u>	<u>YR</u>	<u>HOMETOWN/LAST SCHOOL</u>
1	Thao Pham	DS/L	5-3	SR	San Jose, Calif./Piedmont Hills HS
2	Taylor Japhet	OH	5-11	FR	Grass Valley, Calif./Nevada Union HS
3	Kristal Tsukano	L/DS	5-3	SR	Honolulu, Hawaii/Kamehameha HS
4	Keri Waller	RS/MB	6-0	JR	Woodland, Calif./Sacramento City College
5	Brianna Amian	OH/RS	5-10	JR	Honolulu, Hawaii/Moanalua HS
6	Sarah McAtee	OH	6-0	SO	Grass Valley, Calif./Nevada Union HS
7	Kylie Miraldi	MB	6-1	SO	Grass Valley, Calif./Nevada Union HS
8	Devan Wong	DS/L	5-0	SO	El Sobrante, Calif./Salesian HS
9	Courtney Zellmer	RS/S	5-10	JR	Oakdale, Calif./Oakdale HS
10	Asia Casino	S/DS	5-8	SO	San Jose, Calif./UC Davis
11	Alex Akana	MB/OH	6-0	FR	Kailua, Hawaii/Kamehameha HS
12	Rebecca Hagemann	DS/OH	5-7	JR	Palo Alto, Calif./Foothill College
13	Caitlin Andrade	S	5-9	FR	Kailua, Hawaii/Kamehameha HS
14	Katie Turner	OH/L	5-7	FR	Tracy, Calif./Tracy HS
15	Krista Miller	OH/MB	6-0	FR	San Ramon, Calif./California HS
22	Kaci Miller	MB	6-3	FR	Folsom, Calif./Folsom HS

HEAD COACH: Oscar Crespo (San Jose State, 1990; 3rd season)

ASSISTANT COACH: Jeanine Haldi (San Jose State, 2003; 4th season)

ASSISTANT COACH: Annie Feller (UC Riverside, 1987; 2nd season)

VOLUNTEER ASSISTANT: Nik Rao (UC Davis, 2009; 1st season)

2009 Final Statistics



Player	MP	G	K	K/G	E	TA	Pct	A	SA	SE	RE	DIG	D/G	BS	BA	TB	B/G	BE	BHE	PTS
<i>Caitlin Andrade</i>	28	96	92	0.96	21	236	.301	772	26	22	1	222	2.31	1	9	10	0.10	17	29	123.5
WAC Only	59	16-16	50	0.85	10	141	.284	504	21	15	1	141	2.39	0	7	7	0.12	10	16	74.5
<i>Kylie Miraldi</i>	28	101	220	2.18	78	575	.247	11	6	14	3	44	0.44	8	41	49	0.49	6	3	254.5
WAC Only	59	16-16	156	2.64	47	351	.311	5	6	12	0	26	0.44	4	25	29	0.49	2	1	178.5
<i>Alex Akana</i>	28	101	201	1.99	100	535	.189	10	15	31	2	37	0.37	5	41	46	0.46	2	2	241.5
WAC Only	59	16-16	122	2.07	66	324	.173	5	10	16	2	25	0.42	2	29	31	0.53	2	1	148.5
<i>Sarah McAtee</i>	23	54	67	1.24	40	194	.139	4	6	7	8	48	0.89	0	11	11	0.20	2	0	78.5
WAC Only	38	13-7	54	1.42	32	159	.138	4	5	6	7	44	1.16	0	10	10	0.26	2	0	64.0
<i>Taylor Japhet</i>	28	100	249	2.49	174	835	.090	8	7	10	15	88	0.88	4	19	23	0.23	13	2	269.5
WAC Only	59	16-16	149	2.53	110	511	.076	3	6	10	12	63	1.07	4	13	17	0.29	6	2	165.5
<i>Asia Casino</i>	18	46	9	0.20	6	36	.083	107	11	11	6	63	1.37	0	8	8	0.17	2	3	24.0
WAC Only	33	11-2	3	0.09	1	10	.200	42	7	7	5	44	1.33	0	1	1	0.03	1	2	10.5
<i>Kristal Tsukano</i>	28	101	118	1.17	98	463	.043	55	8	50	36	313	3.10	1	7	8	0.08	4	7	130.5
WAC Only	59	16-9	63	1.07	51	240	.050	35	5	24	18	179	3.03	0	5	5	0.08	4	6	70.5
<i>Krista Miller</i>	26	81	95	1.17	95	405	.000	5	1	1	7	52	0.64	0	27	27	0.33	2	1	109.5
WAC Only	55	15-3	73	1.33	73	297	.000	4	0	1	7	43	0.78	0	21	21	0.38	2	1	83.5
<i>Courtney Zellmer</i>	25	81	42	0.52	55	159	-.082	29	18	38	39	206	2.54	2	4	6	0.07	1	0	64.0
WAC Only	39	13-10	5	0.13	8	26	-.115	10	8	13	15	92	2.36	0	0	0	0.00	0	0	13.0
<i>Kaci Miller</i>	10	18	1	0.06	2	8	-.125	1	0	0	0	1	0.06	0	1	1	0.06	3	0	1.5
WAC Only	6	14	1	0.07	2	7	-.143	1	0	0	0	1	0.07	0	1	1	0.07	3	0	1.5
<i>Katie Turner</i>	28	79	16	0.20	27	81	-.136	12	9	39	14	146	1.85	0	2	2	0.03	1	3	26.0
WAC Only	41	16-1	4	0.10	12	27	-.296	6	2	17	7	56	1.37	0	0	0	0.00	0	2	6.0
<i>Thao Pham</i>	25	85	1	0.01	3	9	-.222	31	17	21	23	227	2.67	0	0	0	0.00	0	3	18.0
WAC Only	43	13-0	1	0.02	1	5	.000	17	8	12	15	124	2.88	0	0	0	0.00	0	2	9.0
<i>Devan Wong</i>	7	11	0	0.00	1	1	-1.000	0	0	1	1	12	1.09	0	0	0	0.00	0	0	0.0
WAC Only	6	2-0	0	0.00	0	0	.000	0	0	0	1	9	1.50	0	0	0	0.00	0	0	0.0
TEAM											11									
WAC Only											6									
SAN JOSE STATE	28	101	1111	11.00	700	3537	.116	1045	124	245	166	1459	14.45	21	170	106.0	1.05	53	53	1341.0
WAC Only	16	59	681	11.54	413	2098	.128	636	78	133	96	847	14.36	10	112	66.0	1.12	32	33	825.0
Opponents	28	101	1227	12.15	450	3351	.232	1093	166	202	124	1420	14.06	62	375	249.5	2.47	33	24	1642.5
WAC Only	16	59	720	12.20	274	1991	.224	641	96	97	78	823	13.95	41	233	157.5	2.67	19	15	973.5



2009 Results

Date	Opponent	Score	Score-by-game	Overall Record	Conf. Record	Time	Attend
!Aug 28, 2009	at #4 Washington	L 0-3	10-25,14-25,19-25	0-1	0-0	1:14	1010
!Aug 29, 2009	vs San Diego State	L 1-3	25-18,12-25,15-25,22-25	0-2	0-0	1:44	84
!Aug 29, 2009	at Seattle University	L 1-3	20-25,25-17,22-25,19-25	0-3	0-0	1:45	63
#Sep 04, 2009	at Pacific Tigers	L 0-3	19-25,15-25,19-25	0-4	0-0	1:22	1948
#Sep 05, 2009	vs #11 Stanford	L 0-3	12-25,20-25,17-25	0-5	0-0	1:13	1761
Sep 09, 2009	at Saint Mary's (CA)	L 0-3	18-25,22-25,17-25	0-6	0-0	1:25	130
\$Sep 10, 2009	vs Eastern Washington	L 1-3	25-21,22-25,24-26,20-25	0-7	0-0	1:57	50
\$Sep 12, 2009	at #13 California	L 1-3	13-25,25-22,15-25,14-25	0-8	0-0	1:46	864
%Sep 18, 2009	vs #18 UC Irvine	L 0-3	14-25,21-25,17-25	0-9	0-0	1:17	64
%Sep 19, 2009	at #23 San Diego	L 0-3	13-25,12-25,19-25	0-10	0-0	1:09	130
*Sep 24, 2009	IDAHO	L 1-3	13-25,25-23,23-25,20-25	0-11	0-1	1:56	303
*Sep 26, 2009	BOISE STATE	L 2-3	25-17,25-22,20-25,21-25,13-15	0-12	0-2	2:10	212
*Oct 01, 2009	at Utah State	L 0-3	18-25,24-26,14-25	0-13	0-3	1:17	952
*Oct 09, 2009	at #4 Hawai'i	L 0-3	12-25,11-25,17-25	0-14	0-4	1:14	5862
Oct 13, 2009	SACRAMENTO STATE	L 2-3	27-25,25-18,21-25,18-25,10-15	0-15	0-4	2:17	308
*Oct 15, 2009	NEW MEXICO STATE	L 1-3	11-25,16-25,25-19,23-25	0-16	0-5	1:43	248
*Oct 17, 2009	LOUISIANA TECH	W 3-2	23-25,25-21,25-19,21-25,15-12	1-16	1-5	2:07	213
*Oct 22, 2009	at Louisiana Tech	L 1-3	17-25,25-20,14-25,21-25	1-17	1-6	1:45	79
*Oct 24, 2009	at New Mexico State	L 1-3	25-23,16-25,17-25,23-25	1-18	1-7	1:54	1379
*Oct 29, 2009	at Nevada	L 0-3	15-25,17-25,13-25	1-19	1-8	1:18	504
*Oct 31, 2009	at Fresno State	L 1-3	29-27,21-25,20-25,19-25	1-20	1-9	1:52	1434
*Nov 02, 2009	#3 HAWAII	L 0-3	12-25,15-25,15-25	1-21	1-10	1:11	822
*Nov 05, 2009	UTAH STATE	L 1-3	20-25,25-27,25-22,23-25	1-22	1-11	1:51	321
*Nov 07, 2009	NEVADA	L 0-3	18-25,22-25,21-25	1-23	1-12	1:23	378
*Nov 12, 2009	at Idaho	L 0-3	18-25,22-25,25-27	1-24	1-13	1:30	549
*Nov 14, 2009	at Boise State	L 1-3	22-25,12-25,25-19,21-25	1-25	1-14	1:56	378
*Nov 19, 2009	FRESNO STATE	L 0-3	23-25,25-27,15-25	1-26	1-15	1:26	333
Nov 21, 2009	at CSU Bakersfield	L 0-3	18-25,20-25,21-25	1-27	1-15	1:19	229

! - The Invitational at Seattle, Wash.
 # - 31st Annual Bank of Stockton Classic
 \$ - Molten/Hilton Garden Inn Classic
 % - USD Invitational

TEAM RECORD	W-L	ATTEND	Dates	Total	Average
Overall	1-27	Total	28	20608	736
Conference	1-15	Home	9	3138	349
Home	1-8	Away	15	15511	1034
Away	0-15	Neutral	4	1959	490
Neutral	0-4				
3 sets	0-14				
4 sets	0-11				
5 sets	1-2				



2008 SAN JOSE STATE VOLLEYBALL ROSTER

<u>NO</u>	<u>NAME</u>	<u>POS</u>	<u>HT</u>	<u>YR</u>	<u>HOMETOWN/LAST SCHOOL</u>
1	Thao Pham	DS/L	5-3	JR	San Jose, Calif./Piedmont Hills HS
2	Niki Clement	OH/MB	5-8	SR	Long Beach, Calif./Long Beach Poly HS
3	Kristal Tsukano	L/DS	5-3	JR	Honolulu, Hawaii/Kamehameha HS
4	Kelly Crow	OH	5-10	SR	Alamo, Calif./UC Riverside
5	Brianna Amian	RS/OH	5-10	SO	Honolulu, Hawaii/Moanalua HS
6	Brittany Collet	S	5-10	SR	Newbury Park, Calif./Newbury Park HS
7	Kylie Miraldi	MB	6-1	FR	Grass Valley, Calif./Nevada Union HS
8	Devan Wong	DS/L	5-0	FR	El Sobrante, Calif./Salesian HS
9	Courtney Zellmer	RS/S	5-10	SO	Oakdale, Calif./Oakdale HS
11	Ali Hanshaw	DS/OH	5-6	JR	Mountain View, Calif./De Anza College
12	Amber Biddle	RS	6-4	SR	Dalton Gardens, Idaho/Coeur d'Alene HS
13	Emily Burke	S	5-10	SO	San Jose, Calif./Archbishop Mitty HS
20	Nia Freeman	MB/RS	5-8	SR	Sacramento, Calif./Christian Brothers HS
22	Kaci Miller	MB	6-3	FR	Folsom, Calif./Folsom HS
24	Sarah McAtee	OH	6-0	FR	Grass Valley, Calif./Nevada Union HS
36	Colleen Burke	MB	5-10	SR	Huntington Beach, Calif./Edison HS

HEAD COACH: Oscar Crespo (San Jose State, 1990; 2nd season)

ASSISTANT COACH: Jeanine Haldi (San Jose State, 2002; 3rd season)

ASSISTANT COACH: Annie Feller (UC Riverside, 1987; 1st season)

STUDENT ASSISTANT COACH: Keri Anglin (San Jose State, 2009; 1st season)



2008 Final Statistics

Overall record: 13-18 Conf: 7-9 Home: 4-7 Away: 5-7 Neutral: 4-4

Player	MP	G	K	K/G	E	TA	Pct	A	SA	SE	RE	DIG	D/G	BS	BA	TB	B/G	BE	BHE	PTS
<i>Kristal Tsukano</i>	31	116	23	0.20	6	48	.354	80	20	66	25	380	3.28	0	2	2	0.02	0	3	44.0
WAC	16	58	18	0.31	6	42	.286	40	12	31	13	190	3.28	0	2	2	0.03	0	2	31.0
<i>Colleen Burke</i>	31	116	245	2.11	69	551	.319	19	29	31	2	68	0.59	4	63	67	0.58	4	0	309.5
WAC	16	58	120	2.07	35	286	.297	11	17	11	0	38	0.66	1	26	27	0.47	3	0	151.0
<i>Emily Burke</i>	27	94	82	0.87	28	207	.261	856	21	30	1	167	1.78	1	15	16	0.17	8	14	111.5
WAC	12	40	23	0.58	13	84	.119	356	11	10	0	65	1.62	1	6	7	0.17	2	6	38.0
<i>Nia Freeman</i>	31	111	197	1.77	75	510	.239	12	0	1	1	34	0.31	10	71	81	0.73	7	0	242.5
WAC	16	53	106	2.00	34	263	.274	6	0	0	0	20	0.38	3	30	33	0.62	3	0	124.0
<i>Kelly Crow</i>	30	111	386	3.48	132	1074	.236	26	11	20	33	282	2.54	2	31	33	0.30	5	0	414.5
WAC	15	53	201	3.79	72	567	.228	8	8	10	18	160	3.02	0	11	11	0.21	1	0	214.5
<i>Kylie Miraldi</i>	26	74	71	0.96	22	219	.224	5	0	0	0	19	0.26	6	47	53	0.72	5	0	100.5
WAC	14	45	45	1.00	13	142	.225	0	0	0	0	13	0.29	3	22	25	0.56	5	0	59.0
<i>Brittany Collet</i>	19	40	15	0.38	6	42	.214	279	7	5	0	73	1.83	1	4	5	0.12	0	2	25.0
WAC	11	26	14	0.54	3	30	.367	212	6	3	0	65	2.50	1	1	2	0.08	0	1	21.5
<i>Niki Clement</i>	16	60	166	2.77	89	466	.165	15	9	19	28	145	2.42	5	19	24	0.40	1	0	189.5
WAC	6	21	51	2.43	33	147	.122	1	5	3	12	47	2.24	3	2	5	0.24	0	0	60.0
<i>Brianna Amian</i>	31	112	274	2.45	159	867	.133	18	26	31	21	176	1.57	6	51	57	0.51	7	1	331.5
WAC	16	56	151	2.70	95	518	.108	10	16	18	15	112	2.00	4	31	35	0.62	4	0	186.5
<i>Amber Biddle</i>	15	19	0	0.00	0	2	.000	0	0	0	0	1	0.05	0	2	2	0.11	0	0	1.0
WAC	8	11	0	0.00	0	1	.000	0	0	0	0	1	0.09	0	2	2	0.18	0	0	1.0
<i>Thao Pham</i>	26	53	0	0.00	0	4	.000	8	4	7	7	67	1.26	0	0	0	0.00	0	0	4.0
WAC	14	28	0	0.00	0	1	.000	5	4	2	6	48	1.71	0	0	0	0.00	0	0	4.0
<i>Courtney Zellmer</i>	31	105	3	0.03	4	14	-.071	36	12	32	1	165	1.57	0	0	0	0.00	0	2	15.0
WAC	16	55	3	0.05	4	11	-.091	26	5	18	1	97	1.76	0	0	0	0.00	0	1	8.0
<i>Sarah McAtee</i>	13	25	4	0.16	9	34	-.147	0	1	3	1	6	0.24	0	3	3	0.12	1	0	6.5
WAC	8	17	2	0.12	6	24	-.167	0	1	2	1	3	0.18	0	3	3	0.12	1	0	4.5
TEAM								22												
WAC								11												
SAN JOSE STATE	30	116	1466	12.64	599	4038	.215	1354	140	245	142	1583	13.65	35	308	189.0	1.63	38	22	1795.0
WAC	16	58	734	12.66	314	2116	.198	675	85	108	77	859	14.81	16	136	84.0	1.45	19	10	903.0
Opponents	30	116	1489	12.84	592	3948	.227	1390	142	226	140	1631	14.06	45	385	237.5	2.05	60	26	1868.5
WAC			727	12.53	294	2027	.214	679	77	92	85	894	15.41	18	203	119.5	2.06	31	16	923.5

2008 Results



Date	Opponent	Score	Score-by-game	Overall Record	Conf. Record	Attend
!Aug 29	vs Gardner-Webb	W 3-0	25-13,25-14,28-26	1-0	0-0	137
!Aug 29	at Arizona	L 0-3	19-25,13-25,26-28	1-1	0-0	643
!Aug 30	vs Weber State	L 2-3	25-16,20-25,22-25,25-23,11-15	1-2	0-0	42
Sep 01	ST. JOHN'S	L 1-3	16-25,25-17,24-26,17-25	1-3	0-0	238
#Sep 05	vs Saint Mary's	L 1-3	22-25,22-25,25-22,17-25	1-4	0-0	535
#Sep 06	at Sacramento State	W 3-1	25-18,20-25,25-21,25-18	2-4	0-0	458
#Sep 06	vs CS Northridge	L 2-3	27-29,25-16,27-25,23-25,15-17	2-5	0-0	458
\$Sep 12	vs UC Irvine	W 3-1	23-25,25-17,25-18,25-23	3-5	0-0	245
\$Sep 13	at Loyola Marymount	L 1-3	25-17,22-25,15-25,14-25	3-6	0-0	276
\$Sep 13	vs Pittsburgh	W 3-0	25-19,25-18,25-21	4-6	0-0	248
*Sep 18	BOISE STATE	L 0-3	20-25,22-25,20-25	4-7	0-1	268
*Sep 20	UTAH STATE	L 2-3	22-25,25-15,25-21,23-25,11-15	4-8	0-2	242
*Sep 25	at Nevada	W 3-2	26-24,23-25,22-25,25-12,15-7	5-8	1-2	253
*Sep 27	at Fresno State	W 3-0	25-19,25-15,25-22	6-8	2-2	976
*Sep 29	#7 HAWAII	L 0-3	17-25,20-25,20-25	6-9	2-3	738
*Oct 02	NEW MEXICO ST.	L 0-3	23-25,20-25,21-25	6-10	2-4	256
*Oct 04	LOUISIANA TECH	W 3-0	25-21,25-16,25-22	7-10	3-4	223
*Oct 09	at Boise State	W 3-0	25-11,25-19,25-17	8-10	4-4	134
*Oct 11	at Idaho	L 1-3	16-25,21-25,25-21,15-25	8-11	4-5	482
Oct 18	CS BAKERSFIELD	W 3-1	25-23,24-26,25-14,25-22	9-11	4-5	211
Oct 21	#23 SANTA CLARA	L 1-3	25-22,13-25,20-25,22-25	9-12	4-5	466
*Oct 24	at #9 Hawaii	L 0-3	12-25,22-25,24-26	9-13	4-6	6188
*Oct 30	FRESNO STATE	W 3-0	25-16,25-14,25-23	10-13	5-6	255
*Nov 01	IDAHO	L 1-3	21-25,25-20,28-30,15-25	10-14	5-7	202
*Nov 06	at Utah State	L 1-3	15-25,20-25,25-22,22-25	10-15	5-8	737
*Nov 08	NEVADA	W 3-1	25-15,25-23,18-25,25-22	11-15	6-8	255
*Nov 13	at Louisiana Tech	W 3-2	9-25,25-20,25-16,19-25,15-8	12-15	7-8	101
*Nov 15	at New Mexico State	L 0-3	20-25,15-25,18-25	12-16	7-9	2475
&Nov 20	vs Utah State	W 3-2	16-25,25-23,25-16,17-25,15-8	13-16	7-9	
&Nov 21	vs New Mexico State	L 0-3	18-25,22-25,18-25	13-17	7-9	
Nov 25	at #24 San Francisco	L 0-3	14-25,23-25,20-25	13-18	7-9	347

! - Sheraton Four Points Wildcat Classic, Tucson, Ariz.

- Sacramento State Invitational, Sacramento, Calif.

\$ - Four Pts. Sheraton LAX/LMU VB Classic, Los Angeles, Calif.

* - WAC Match

& - WAC Tournament

Attendance	Dates	Total	Average
Total	31	18089	584
Home	11	3354	305
Away	12	13070	1089
Neutral	8	1665	208



2007 SAN JOSE STATE VOLLEYBALL ROSTER

<u>NO</u>	<u>NAME</u>	<u>POS</u>	<u>HT</u>	<u>YR</u>	<u>HOMETOWN/LAST SCHOOL</u>
2	Niki Clement	OH/MB	5-8	JR	Long Beach, Calif./Long Beach Poly HS
3	Kristal Tsukano	L/DS	5-3	SO	Honolulu, Hawaii/Kamehameha HS
4	Kelly Crow	OH	5-10	JR	Alamo, Calif./UC Riverside
5	Brianna Amian	OH	5-10	FR	Honolulu, Hawaii/Moanalua HS
6	Brittany Collet	S	5-10	JR	Newbury Park, Calif./Newbury Park HS
7	Brittany Julian	OH	5-11	FR	Sherman Oaks, Calif./Harvard-Westlake HS
9	Courtney Zellmer	RS/S	5-10	FR	Oakdale, Calif./Oakdale HS
10	Thao Pham	DS	5-3	JR	San Jose, Calif./Piedmont Hills HS
11	Sarah Taylor	RS	5-11	FR	Salinas, Calif./Salinas HS
12	Amber Biddle	RS	6-4	JR	Dalton Gardens, Idaho/Coeur d'Alene HS
13	Emily Burke	S	5-10	FR	San Jose, Calif./Archbishop Mitty HS
20	Nia Freeman	RS/ OH	5-8	SR	Sacramento, Calif./Christian Brothers HS
21	Jennifer Senftleben	OH	6-1	SR	Canyon Lake, Calif./Temescal Canyon HS
22	Keri Anglin	MB/OH	6-1	SR	Winters, Calif./Sacramento City College
36	Colleen Burke	MB	5-10	JR	Huntington Beach, Calif./Edison HS

HEAD COACH: Oscar Crespo (San Jose State, 1990; 1st season)

ASSISTANT COACH: Jason Dupler (San Jose State, 2007; 1st season)

ASSISTANT COACH: Katie Goldhahn (Stanford, 2006; 1st season)

VOLUNTEER ASSISTANT COACH: Jeanine Haldi (San Jose State, 2002; 2nd season)

2007 Final Statistics



Player	MP	G	K	K/G	E	TA	Pct	A	SA	SE	RE	DIG	D/G	BS	BA	TB	B/G	BE	BHE	PTS
Kristal Tsukano	29	105	6	0.06	1	12	.417	68	8	36	26	415	3.95	0	0	0	0.00	0	6	14.0
<i>WAC Matches</i>	16	56	4	0.07	0	7	.571	34	2	10	16	227	4.05	0	0	0	0.00	0	6	6.0
Colleen Burke	29	106	277	2.61	64	621	.343	13	29	26	2	55	0.52	7	67	74	0.70	1	3	346.5
<i>WAC Matches</i>	16	58	153	2.64	44	354	.308	8	21	15	1	32	0.55	4	36	40	0.69	1	3	196.0
Brittany Julian	2	2	1	0.50	0	3	.333	0	0	0	0	2	1.00	0	1	1	0.50	0	0	1.5
Keri Anglin	28	99	255	2.58	81	627	.278	13	15	19	0	73	0.74	23	91	114	1.15	6	1	338.5
<i>WAC Matches</i>	15	51	130	2.55	52	341	.229	7	8	14	0	49	0.96	14	40	54	1.06	1	1	172.0
Jennifer Senftleben	25	87	323	3.71	145	961	.185	10	17	13	17	173	1.99	9	26	35	0.40	1	2	362.0
<i>WAC Matches</i>	13	42	150	3.57	71	453	.174	5	7	3	10	86	2.05	2	9	11	0.26	1	1	163.5
Nia Freeman	25	75	104	1.39	49	306	.180	3	0	0	2	29	0.39	1	31	32	0.43	3	0	120.5
<i>WAC Matches</i>	15	48	74	1.54	35	216	.181	1	0	0	0	15	0.31	1	19	20	0.42	2	0	84.5
Brianna Amian	24	73	140	1.92	77	381	.165	12	6	25	13	79	1.08	4	61	65	0.89	0	1	180.5
<i>WAC Matches</i>	11	31	51	1.65	36	148	.101	3	1	5	4	18	0.58	3	19	22	0.71	0	0	64.5
Emily Burke	29	108	70	0.65	35	216	.162	1236	23	48	2	296	2.74	0	30	30	0.28	7	54	108.0
<i>WAC Matches</i>	16	56	35	0.62	16	114	.167	657	11	28	1	165	2.95	0	18	18	0.32	3	39	55.0
Niki Clement	29	104	350	3.37	215	939	.144	24	15	40	46	354	3.40	11	35	46	0.44	3	0	393.5
<i>WAC Matches</i>	16	53	194	3.66	126	522	.130	9	6	20	18	204	3.85	2	16	18	0.34	2	0	210.0
Kelly Crow	28	85	110	1.29	62	428	.112	19	19	12	13	201	2.36	1	15	16	0.19	0	3	137.5
<i>WAC Matches</i>	15	50	74	1.48	39	251	.139	9	12	8	6	133	2.66	0	9	9	0.18	0	3	90.5
Thao Pham	15	28	0	0.00	0	2	.000	2	5	10	6	38	1.36	0	0	0	0.00	0	0	5.0
<i>WAC Matches</i>	8	12	0	0.00	0	0	.000	1	3	5	0	8	0.67	0	0	0	0.00	0	0	3.0
Sarah Taylor	3	3	3	1.00	3	9	.000	1	0	0	0	1	0.33	0	0	0	0.00	0	0	3.0
<i>WAC Matches</i>	2	2	3	1.50	2	7	.143	1	0	0	0	1	0.50	0	0	0	0.00	0	0	3.0
Courtney Zellmer	27	84	4	0.05	5	25	-.040	108	13	25	8	177	2.11	0	2	2	0.02	1	4	18.0
<i>WAC Matches</i>	16	55	3	0.05	4	19	-.053	76	8	17	6	123	2.24	0	1	1	0.02	0	3	11.5
Amber Biddle	5	7	1	0.14	2	4	-.250	0	0	0	0	0	0.00	0	0	0	0.00	0	0	1.0
<i>WAC Matches</i>	2	3	0	0.00	1	1	-1.000	0	0	0	0	0	0.00	0	0	0	0.00	0	0	0.0
Brittany Collet	2	2	0	0.00	1	1	-1.000	7	1	0	0	2	1.00	0	0	0	0.00	0	0	1.0
TEAM																				18
SAN JOSE STATE	29	110	1644	14.95	740	4535	.199	1516	151	254	153	1895	17.23	56	359	235.5	2.14	22	74	2030.5
<i>WAC Matches</i>	16	58	871	15.02	426	2433	.183	811	79	125	74	1061	18.29	26	167	109.5	1.89	10	56	1059.5
Opponents	29	110	1553	14.12	734	4515	.181	1428	153	231	151	1817	16.52	51	452	277.0	2.52	46	70	1983.0
<i>WAC Matches</i>	16	58	806	13.90	390	2444	.170	739	74	108	79	958	16.52	28	270	163.0	2.81	27	52	1043.0



2007 Results

Date	Opponent	Score	Score-by-game	Overall Record	Conf. Record	Time	Attend
! Aug 24, 2007	vs Grambling State	W 3-0	30-24,30-18,30-23	1-0	0-0	1:20	
! Aug 25, 2007	vs Florida Atlantic	W 3-1	22-30,30-24,30-18,30-18	2-0	0-0	1:45	
! Aug 25, 2007	at New Mexico	2-3 L	30-25,30-27,22-30,25-30,10-15	2-1	0-0	2:17	522
# Aug 31, 2007	vs Northwestern State	W 3-0	30-25,30-12,30-19	3-1	0-0	1:18	
# Sep 01, 2007	vs Murray State	W 3-1	30-18,22-30,30-24,30-28	4-1	0-0	1:50	50
# Sep 01, 2007	at Arkansas State	1-3 L	26-30,30-23,26-30,24-30	4-2	0-0	2:02	245
\$ Sep 07, 2007	vs Arizona State	W 3-1	31-29,27-30,30-27,30-25	5-2	0-0	2:16	65
\$ Sep 08, 2007	at Utah Valley	2-3 L	27-30,22-30,30-23,30-27,10-15	5-3	0-0	2:22	124
\$ Sep 08, 2007	vs Weber State	W 3-1	25-30,30-24,30-25,30-21	6-3	0-0	1:30	106
Sep 12, 2007	SAN FRANCISCO	2-3 L	24-30,30-21,30-25,28-30,14-16	6-4	0-0	2:31	509
* Sep 15, 2007	at Utah State	1-3 L	27-30,25-30,30-17,27-30	6-5	0-1	1:55	508
Sep 21, 2007	at Santa Clara	0-3 L	21-30,18-30,22-30	6-6	0-1	1:31	1017
* Sep 24, 2007	#13 HAWAII	0-3 L	17-30,25-30,21-30	6-7	0-2	1:30	823
* Sep 27, 2007	UTAH STATE	0-3 L	25-30,28-30,28-30	6-8	0-3	1:32	314
* Sep 29, 2007	NEVADA	0-3 L	28-30,18-30,29-31	6-9	0-4	1:30	347
* Oct 04, 2007	LOUISIANA TECH	W 3-0	30-27,30-25,30-18	7-9	1-4	1:29	314
* Oct 06, 2007	#22 NEW MEXICO ST.	0-3 L	22-30,28-30,28-30	7-10	1-5	1:35	416
* Oct 11, 2007	at Idaho	2-3 L	27-30,27-30,30-23,36-34,9-15	7-11	1-6	2:27	504
* Oct 13, 2007	at Boise State	W 3-0	30-23,30-16,30-23	8-11	2-6	1:28	389
* Oct 18, 2007	at Louisiana Tech	W 3-0	30-24,31-29,30-22	9-11	3-6	1:27	113
* Oct 20, 2007	at #18 New Mexico State	0-3 L	20-30,28-30,17-30	9-12	3-7	1:31	1193
* Oct 22, 2007	FRESNO STATE	W 3-0	30-27,30-19,30-26	10-12	4-7	1:28	163
* Oct 25, 2007	BOISE STATE	W 3-2	29-31,30-22,29-31,30-21,15-9	11-12	5-7	2:11	312
* Oct 27, 2007	IDAHO	W 3-2	30-28,25-30,30-21,27-30,15-7	12-12	6-7	2:14	212
* Nov 01, 2007	at Fresno State	W 3-1	30-20,25-30,30-22,30-18	13-12	7-7	2:05	1033
* Nov 03, 2007	at Nevada	2-3 L	24-30,23-30,30-25,30-22,12-15	13-13	7-8	2:22	532
* Nov 08, 2007	at #10 Hawaii	0-3 L	25-30,27-30,14-30	13-14	7-9	1:27	6047
% Nov 15, 2007	vs Utah State	W 3-2	24-30,30-28,19-30,30-28,17-15	14-14	7-9	2:25	597
% Nov 16, 2007	at #13 New Mexico State	0-3 L	29-31,29-31,23-30	14-15	7-9	1:50	2034

! - MCM Elegante Lobo Classic, Albuquerque, N.M. - 2nd place

- ASU/Bancorp South Classic, Jonesboro, Ark. - 1st place

\$ - UVU/La Quinta Inn & Suites Invitational, Orem, Utah - 1st

% - WAC Tournament, Las Cruces, N.M.

TEAM RECORD	W-L	ATTEND	Dates	Total	Average
Overall:	14-15	Total:	29	18489	638
Conference:	7-9	Home:	9	3410	379
Home:	4-5	Away:	13	14261	1097
Away:	3-10	Neutral:	7	818	117
Neutral:	7-0				
3 games:	6-8				
4 games:	5-2				
5 games:	3-5				

Record Book



Joslynn Gallop
Spartan career kill &
block leader



Spartan Honors

NCAA Top Six

1987 Lisa Ice

All-Americans

2000 Joslynn Gallop
(Honorable Mention ASICS)

1999 Joslynn Gallop
(Honorable Mention ASICS)

1986 Lisa Ice (First Team)

1985 Teri DeBusk (First Team)
Lisa Ice (Second Team)

1984 Linda Fournet
(Honorable Mention)

1982 Lisa Ice
(Honorable Mention, Volleyball Monthly)

1978 Sheila Silvaggio (First Team)

All-Region

2000 Joslynn Gallop, First Team

1994 Paola Paz-Soldan, Second Team
Tanya Hart, Second Team
Cristin Rossman, Second Team

1993 Crista Koch, First Team
Tanya Hart, Second Team

1990 Dawnis Wilson, First Team
Betsy Welsh, Second Team
Annie Shaughnessy, Second Team

1988 Kim Hicks, First Team

1986 Lisa Ice, First Team

All-Western Athletic Conference

First Team

2008 Kelly Crow

2007 Colleen Burke

2006 Jessie Shull

2005 Jennifer Senftleben

2004 Jessie Shull

2003 Kimberly Noble

2002 Stephanie Pascucci

2001 Brianna Blair
Liz Hudson

2000 Joslynn Gallop

1999 Joslynn Gallop
Michelle Sarkees

Second Team

2008 Brianna Amian
Colleen Burke

2007 Keri Anglin

Niki Clement
Jennifer Senftleben

2006 Colleen Burke
Niki Clement

2005 Jessie Shull

2004 Carrie Nash

2003 Jessie Shull

2001 Savannah Smith

1999 Brianna Blair
Christina Lukens

1997 Holly Froloff
Joslynn Gallop

All-Freshman Team

2009 Alex Akana
Caitlin Andrade

2007 Emily Burke

2005 Colleen Burke
Brittany Collet

2004 Jennifer Senftleben

2000 Liz Hudson
Kimberly Noble

All-Big West

First Team

1995 Paola Paz-Soldan

1994 Paola Paz-Soldan

1993 Crista Koch

1990 Dawnis Wilson

1988 Kim Hicks

1987 Barbara Higgins

Second Team

1995 Melizza Benitez

1994 Tanya Hart

1994 Cristin Rossman

1993 Tanya Hart

1992 Erin Ginney

1992 Cristin Rossman

1989 Dawnis Wilson

Honorable Mention

1991 Dawnis Wilson

1990 Betsy Welsh

All-Freshman Team

1995 Angie Sylvas

1992 Crista Koch

1990 Annie Shaughnessy

1988 Dawnis Wilson

All-PCAA

First Team

1986 Lisa Ice

Second Team

1986 Barbara Higgins

All-NorPac

First Team

1985 Teri DeBusk

1985 Christa Cook

1985 Barbara Higgins

1985 Lisa Ice

1984 Teri DeBusk

1984 Linda Fournet

1983 Lisa Ice

1982 Joyce Sprout

Second Team

1984 Christa Cook

1984 Felicia Schuller

1983 Teri DeBusk

1982 Jodi Breeding

1982 Lisa Ice

All-Freshman Team

1985 Kim Hicks

1984 Julie Braymen

1984 Barbara Higgins

All-NorCal

First Team

1979 Jan Baszak
Sonya Satre

Second Team

1981 Gayle Olsen

1980 Jodi Breeding

Conference Player of the Year

1999 Joslynn Gallop (WAC)

1986 Lisa Ice (PCAA)

1985 Teri DeBusk (NorPac)



Conference Coach of the Year

- 1999 Craig Choate (WAC)
- 1985 Dick Montgomery (NorPac)
- 1974 Jane Ward (NCIAC)

WAC Pacific Division Freshman of the Year

- 1997 Joslynn Gallop

WAC All-Tournament Team

- 2008 Colleen Burke
- 2007 Keri Anglin
- 2006 Niki Clement
- 2003 Allison Dillon
Carrie Nash
Kimberly Noble
Jessie Shull
- 2002 Lindsey Rule
- 2001 Brianna Blair
Stephanie Pascucci
Karli Silveira

All-NIVC

- 1994 Tanya Hart Cristin Rossman

US Olympic Festival Participants

- 1983 Lisa Ice
- 1981 Jodi Breeding
- 1979 Jan Baszak

Spartans in Professional Volleyball

- 1994 Christa Cook, WPVA Tour
- 1993 Christa Cook, San Jose Storm
Christa Cook, WPVA Tour
Dawnis Wilson, San Jose Storm
- 1992 Christa Cook, AVP Tour
- 1989 Christa Cook, San Jose (MLV)
Teri DeBusk, San Jose (MLV)
Barbara Higgins, San Jose
- 1988 Christa Cook, Minnesota (MLV)
Teri DeBusk, Arizona (MLV)
- 1987 Christa Cook, San Jose (MLV)
Teri DeBusk, San Jose (MLV)
Lisa Ice, San Jose (MLV)

Stan Bates Award

- 2002-03 Stephanie Pascucci

Academic All-WAC

- 2009 Alex Akana
Caitlin Andrade
Asia Casino
Taylor Japhet
Sarah McAtee
Kylie Miraldi
Thao Pham
Kristal Tsukano
Katie Turner
Courtney Zellmer
- 2008 Kylie Miraldi
Thao Pham
Kristal Tsukano
Courtney Zellmer
- 2007 Keri Anglin
Kelly Crow
Nia Freeman
Thao Pham
Kristal Tsukano
Courtney Zellmer
- 2006 Keri Anglin
Colleen Burke
Sarah Christensen
Thao Pham
Jessie Shull
Dyana Thompson
Kristal Tsukano
- 2005 Nia Freeman
Jessie Shull
Dyana Thompson
- 2004 Brooke Herald
Dana Rudd
Jessie Shull
- 2003 Brooke Herald
- 2002 Stephanie Pascucci
- 2001 Jennifer Olewinski
Stephanie Pascucci
- 2000 Stephanie Pascucci
Katherine Powers
- 1999 Andrea Fernandez
Darcy Walker
- 1998 Darcy Walker
- 1997 Darcy Walker
- 1996 Bridget Clark

AVCA Player of the Week

- 1999 Joslynn Gallop, November 15
- 1994 Paola Paz-Soldan, October 3

WAC Player of the Week

- 2009 Caitlin Andrade, October 19
- 2008 Emily Burke, September 8
- 2007 Niki Clement, October 29
- 2004 Carrie Nash, November 29
Jessie Shull, November 8
- 2003 Kimberly Noble, October 6
- 2002 Stephanie Pascucci, October 14
- 2001 Liz Hudson, November 26
Brianna Blair, October 1
Savannah Smith, September 1
- 2000 Joslynn Gallop, November 27
Joslynn Gallop, October 30
Joslynn Gallop, September 18
Joslynn Gallop, September 11
- 1999 Joslynn Gallop, November 15
Joslynn Gallop, October 11
Joslynn Gallop, October 4
Joslynn Gallop, September 13
- 1998 Michelle Sarkees, October 5
- 1997 Joslynn Gallop, September 16

Big West Player of the Week

- 1994 Cristin Rossman, November 21
Paola Paz-Soldan, October 3
- 1993 Crista Koch, September 20
- 1992 Mindy Czuleger, October 19
- 1991 Dawnis Wilson, October 21
- 1990 Dawnis Wilson, October 8
- 1989 Heather McPherson, October 16
- 1988 Kim Hicks, October 24
- 1987 Gina Watson, September 21
- 1986 Lisa Ice, September 22
Lisa Ice, September 15



Team Records

KILLS

Season:2,003 - 35 matches, 1994
 Match:101 at Wyoming (five sets), 11/21/87
101 at Santa Clara (five sets), 10/15/91

KILL ATTEMPTS

Season:5,369 - 35 matches, 1988
 Match: 277 at Santa Clara (five sets), 10/15/91

HITTING PERCENTAGE

Season:273 - (1583-588-3651) - 34 matches in 1985
 Match:539 - (39-5-63), vs. Fresno State, (three sets) 9/20/83

KILL AVERAGE

Season:16.57 - (1,922 in 116 sets), 2000
 Match:24.0 - (72 in 3 sets), vs. Tennessee, 11/5/84
24.0 - (72 in 3 sets), vs. Nevada, 10/16/93

ASSISTS

Season:1,778 - 35 matches in 1994
 Match:95 at Santa Clara (five sets), 10/15/91

ASSIST AVERAGE

Season:15.12 - (1,754 in 116 sets), 2000
 Match:22.67 - (68 in three sets), vs. Nevada, 10/16/93

SERVICE ACES

Season:277 - 30 matches in 1983
 Match:19 (three sets), vs. Washington, 9/21/89

DIGS

Season:2,398 - 35 in 1986
 Match:173 (five sets), vs. Cal Poly SLO, 10/24/86

DIG AVERAGE

Season:19.74 - (2,171 in 110 sets), 1987
 Match:36.7 - (147 in 4 sets), vs. Hawaii, 11/21/86

SOLO BLOCKS

Season:219 - 30 matches in 1983
 Match:19 vs. Oregon State (five sets), 11/11/83

BLOCK ASSISTS

Season:523 - 35 matches in 1988
 Match:37 vs. Saint Mary's (five sets), 10/8/02

TOTAL BLOCKS

Season:361 - 30 matches in 1983
 Match:25 vs. Oregon State (five sets), 11/11/83

BLOCKING AVERAGE

Season:3.17 - (361 in 114 sets), 1983
 Match:6.0 vs. Pepperdine (three sets), 11/13/82

Single Season Records

Most Matches Played49	1978
Most Matches Won34 of 49	1978
Most Games Won98 of 148	1978
Fewest Matches Won1 of 28	2009
Fewest Games Won18 of 101	2009
Most Consecutive Matches Won14	1999
Most Consecutive Games Won19	1986
Most Matches Lost28 of 36	1980
Most Consecutive Matches Lost18	2008-09
Best Match Winning Percentage806 (25-6)	1999
Best Game Winning Percentage741 (80-28)	1999
Worst Match Winning Percentage038 (1-27)	2009
Worst Game Winning Percentage178 (18-101)	2009
Longest Match2 h. 50 min.	9/24/83
vs. Cal Poly SLO	
2 h. 50 min.	9/17/86
vs. Stanford	
Shortest Match44 min.	10/9/93
vs. Cal State Fullerton	

Single Match Records

Team

Kills101	at Wyoming, 11/21/87, 5 sets
101	at Santa Clara, 10/15/91, 5 sets
Kill Attempts277	at Santa Clara, 10/15/91, 5 sets
Hitting Pct.539	vs. Fresno St., 9/20/83, 3 sets (39/5/63)
Assists95	at Santa Clara, 10/15/91, 5 sets
Service Aces19	vs. Washington, 9/21/82, 3 sets
Digs173	at Cal Poly SLO, 10/24/86, 5 sets
Solo Blocks19	vs. Oregon State, 11/11/83, 5 sets
Block Assists37	vs. Saint Mary's, 10/8/02, 5 sets
Total Blocks25	vs. Oregon State, 11/11/83, 5 sets

Individual

Kills38	Paola Paz-Soldan, at BYU, 9/10/94
Kill Attempts94	Jennifer Senfleben, vs. Idaho, 11/19/05
Hitting Pct.923	Cristin Rossman, at Saint Mary's, 11/8/94
Assists85	Annie Shaughnessy, at New Mexico, 10/5/90
Service Aces9	Kimberly Noble, vs. Minnesota, 9/7/01
Digs47	Jessie Shull, vs. UC Santa Barbara, 9/2/06
Solo Blocks9	Mandy McMahan, vs. Utah State, 9/12/83
Block Assists14	Brianna Amian, vs. San Francisco, 9/12/07
14	Liz Hudson, vs. Idaho, 11/24/01
Total Blocks14	Brianna Amian, vs. San Francisco, 9/12/07
14	Liz Hudson, vs. Idaho, 11/24/01
14	Mandy McMahan, at Fresno State, 10/7/83

Team Records



Kills	Year	7. .244 (1740-662-4424) 1984	Service Aces/Set	Sets	Year	7. 70	1988		
1. 2003	1994	8. .239 (1922-715-5047) 2000	1. 2.43	114	1983	70	1998		
2. 1970	1986	9. .235 (1644-625-4334) 1987	2. 2.34	100	1985	9. 67	1993		
3. 1936	1988	10. .231 (2003-897-4783) 1994	3. 2.14	65	1982	10. 63	1992		
4. 1927	1998		4. 2.13	120	1984				
5. 1922	2000	Assists	Year	5. 2.03	115	1995	Block Assists	Year	
6. 1878	2001	1. 1778	1994	6. 2.02	108	1999	1. 523	1988	
7. 1814	2002	2. 1754	2000	7. 1.98	122	1994	2. 485	2002	
8. 1770	1997	3. 1720	2001	8. 1.93	107	1996	3. 474	1998	
9. 1762	1995	4. 1704	1986	9. 1.92	39	1981	4. 452	1994	
10. 1761	1999	5. 1687	1988	10. 1.91	102	1993	5. 445	1987	
		6. 1643	2002				6. 443	2001	
Kills/Game	Sets	Year	7. 1591	1984	Digs	Year	7. 435	1995	
1. 16.57	116	2000	8. 1588	1999	1. 2398	1986	8. 427	1993	
2. 16.42	122	1994	9. 1572	1995	2. 2373	1988	9. 421	2000	
3. 16.39	93	1989	10. 1571	1997	3. 2171	1987	10. 391	2006	
4. 16.33	118	1998			4. 1999	2001			
5. 16.31	108	1999	Assists/Set	Sets	Year	5. 1967	2000		
6. 16.02	123	1986	1. 15.12	116	2000	6. 1909	1984	Total Blocks	Year
7. 15.95	111	1997	2. 14.70	108	1999	7. 1895	2007	1. 361.0	1983
8. 15.90	103	1990	3. 14.57	122	1994	8. 1890	2006	2. 331.5	1988
9. 15.65	120	2001	4. 14.55	93	1989	8. 1890	1992	3. 314.0	1984
10. 15.32	115	1995	5. 14.33	120	2001	10. 1887	2004	4. 222.5	1990
			6. 14.17	103	1990			5. 240.0	1997
Attempts	Year	7. 14.15	111	1997	Digs/Set	Sets	Year	6. 235.5	2007
1. 5369	1988	8. 13.99	110	2003	1. 19.74	110	1987	7. 227.5	2004
2. 5047	2000	9. 13.90	100	1985	2. 19.50	123	1986	8. 227.0	2005
3. 5015	1998	10. 13.85	123	1986	3. 17.98	132	1988	9. 226.5	2006
4. 4978	2002				4. 17.97	105	2004	10. 218.0	1991
5. 4930	2001	Service Aces	Year	5. 17.69	93	1989			
6. 4783	1994	1. 277	1983	6. 17.23	110	2007	Blocks/Game	Sets	Year
7. 4761	1986	2. 256	1984	7. 17.19	103	1990	1. 3.17	114	1983
8. 4694	2003	3. 241	1994	8. 17.03	111	1992	2. 3.09	65	1982
9. 4680	2006	4. 234	1985	9. 16.96	116	2000	3. 2.88	110	1987
10. 4664	1997	5. 233	1995	10. 16.88	112	2006	4. 2.75	102	1993
		6. 230	1986				5. 2.62	120	1984
Attack Pct.		7. 218	1999	Block Solo	Year		6. 2.60	118	1998
1. .273 (1583-588-3651) 1985		8. 218	2001	1. 219	1983		7. 2.57	122	1994
2. .264 (1970-713-4761) 1986		9. 206	1996	2. 138	1984		8. 2.54	39	1981
3. .254 (1462-516-3726) 1983		206	1988	3. 111	1986		9. 2.51	132	1988
4. .251 (1761-655-4399) 1999				4. 98	1982		10. 2.46	100	1985
5. .247 (1878-661-4930) 2001				5. 94	1987				
6. .245 (1638-619-4163) 1990				6. 88	1994				



Individual Team Records

KILLS

Career: 1,966 - Joslynn Gallop, 1997-2000
 Season: 630 - Joslynn Gallop, 2000
 Match: 38 - Paola Paz-Soldan at Brigham Young, 9/10/94

KILL ATTEMPTS

Career: 5,013 - Kimberly Noble, 2000-03
 Season: 1,658 - Kimberly Noble, 2003
 Match: 94 - Jennifer Senftleben at Idaho, 11/19/05

HITTING PERCENTAGE

Career:317 - Lisa Ice, 1982-86
 Season:382 - Joslynn Gallop, 1999
 Match:923 - Cristin Rossman at Saint Mary's, 11/8/94
 (12 kills/0 errors/13 attempts)

KILL AVERAGE (since 1984)

Career: 5.16 per game - Paola Paz-Soldan, 1994-95
 4.40 per game - Joslynn Gallop, 1997-00
 Season: 5.60 per game - Joslynn Gallop, 1999
 Match: 10.33 per game - Betsy Welsh
 vs. Fresno State 10/19/90 (31 in 3 games)

ASSISTS*

Career: 5,483 - Michelle Sarkees, 1996-99
 Season: 1,563 - Melizza Benitez, 1994
 Match: 85 - Annie Shaughnessy vs. New Mexico, 10/5/90

ASSIST AVERAGE*

Career: 12.37 per game - Michelle Sarkees, 1996-99
 Season: 13.59 per game - Melizza Benitez, 1994
 Match: 21.33 per game - Michelle Sarkees
 vs. Tulsa, 11/13/99 (64 in 3 games)

SERVICE ACES

Career: 156 - Christa Cook, 1983-86
 Season: 67 - Cristin Rossman, 1994
 Match: 9 - Kimberly Noble vs. Minnesota, 9/7/01

DIGS

Career: 2,260 - Jessie Shull, 2003-06
 Season: 676 - Jessie Shull, 2006
 Match: 47 - Jessie Shull, vs. UC Santa Barbara, 9/2/06

DIG AVERAGE

Career: 5.14 per game - Jessie Shull, 2003-06
 Season: 6.04 per game - Jessie Shull, 2006
 Match: . . 10.50 per game - Jessie Shull vs. Fresno State, 11/3/86
 (42 in 4 sets)

TOTAL BLOCKS

Career: . . 456 (65 solo, 391 assists) - Joslynn Gallop, 1997-2000
 Season: 151 (23 solo, 128 assists) - Kim Hicks, 1988
 Match: 14 (0 solo, 14 assists)
 Brianna Amian, vs. San Francisco, 9/12/07
 14 (0 solo, 14 assists) - Liz Hudson, vs. Idaho, 11/24/01
 14 (5 solo, 9 assists) - Mandy McMahon at Fresno State, 10/7/83

SOLO BLOCKS

Career: 107 - Barbara Higgins, 1984-87
 Season: 62 - Felicia Schuller, 1984
 Match: 9 - Mandy McMahon, vs. Utah State, 9/12/83

BLOCK ASSISTS

Career: 391 - Joslynn Gallop, 1997-2000
 Season: 134 - Liz Hudson, 2001
 Match: 14 - Brianna Amian, vs. San Francisco, 9/12/07
 14 - Liz Hudson vs. Idaho, 11/24/01

BLOCKING AVERAGE (since 1984)

Career: 1.21 per game - Cristin Rossman, 1991-94
 Season: 1.35 per game - Cristin Rossman, 1992
 Match: 3.5 per game (14 in 4 games) - Mandy McMahon
 vs. Fresno State, 10/7/83

**Individual games played were not kept until 1984. Assists were not kept until 1985*



Triple-Doubles

- Kim Hicks**4
13k, 22d, 10b, vs. California, 11/21/88
18k, 15d, 10b, vs. Cal Poly, 9/30/88
17k, 19d, 12b, at Wyoming, 11/21/87
17k, 14d, 11b, vs. San Diego State, 9/19/87
- Cristin Rossman**2
21k, 10d, 10b, vs. Sacramento St., 11/18/94
10k, 12d, 11b, vs. Colorado State, 9/12/92
- Caitlin Andrade**1
10k, 32a, 12d, at Saint Mary's, 9/9/09
- Emily Burke**1
10k, 40a, 15d, vs. Saint Mary's, 9/5/08
- Christa Cook**1
12k, 10a, 18d, vs. UC Santa Barbara, 11/13/86
- Joslynn Gallop**1
30k, 18d, 11b, vs. UTEP, 11/10/00
- Barbara Higgins**1
14k, 22d, 12b, vs. Hawaii, 12/12/86
- Liz Hudson**1
13k, 13d, 12b, vs. Saint Mary's, 10/8/02

20/20 Double-Doubles

- Lisa Ice**6
.....23k, 28d, vs. Hawaii, 12/12/86
.....20k, 24d, vs. UC Santa Barbara, 11/13/86
.....20k, 38d, at Cal Poly, 10/24/86
.....31k, 24d, vs. Stanford, 9/17/86
.....20k, 24d, at Oregon, 11/22/85
.....27k, 26d, vs. USC, 11/2/85
- Dawnis Wilson**5
.....22k, 26d, vs. Hawaii, 11/10/89
.....32k, 35d, at Santa Clara, 10/15/91
.....24k, 24d, vs. UC Irvine, 10/14/90
.....33k, 23d, at New Mexico, 10/5/90
.....21k, 22d, vs. UC Santa Barbara, 9/25/90

- Savannah Smith**4
.....56a, 28d, vs. Fresno State, 11/3/01
.....63a, 20d, vs. Sacramento State, 9/1/01
.....48a, 23d, at Pacific, 11/24/00
.....70a, 26d, vs. UTEP, 11/10/00

- Carrie Nash**3
.....29k, 26d, at Boise State, 10/30/04
.....21k, 21d, vs. Boise State, 10/10/04
.....22k, 27d, vs. Oregon, 9/17/04

- Joslynn Gallop**2
.....29k, 24d, vs. Nevada, 9/29/00
.....22k, 20d, at Sacramento State, 9/26/00

- Barbara Higgins**2
.....30k, 22d, at Wyoming, 11/21/87
.....23k, 34d, vs. UC Santa Barbara, 9/26/87

- Paola Paz-Soldan**2
.....21k, 20d, vs. Long Beach State, 10/14/95
.....30k, 25d, vs. Massachusetts, 9/9/95

- Danielle Spier**2
.....62a, 22d, vs. UC Santa Barbara, 11/14/87
.....61a, 22d, vs. UC Santa Barbara, 11/13/86

- Emily Burke**1
.....58a, 20d, at Fresno State, 11/1/07

- Niki Clement**1
.....24k, 27d, vs. Boise State, 10/25/07

- Kristina Conrad**1
.....20k, 20d, at UC Davis, 8/26/05

- Shawna DiBiaso**1
.....20k, 22d, at Hawaii, 10/17/86

- Teri DeBusk**1
.....58a, 20d, at Oregon, 10/12/84

- Holly Froloff**1
.....20k, 20d, at TCU, 11/1/97

- Erin Ginney**1
.....23k, 21d, vs. California, 10/20/92

- Crista Koch**1
.....28k, 20d, at UC Irvine, 10/2/93

- Fran Pozzi**1
.....23k, 22d, vs. Rice, 11/22/02

- Angie Sylvas**1
.....21k, 20d, vs. Massachusetts, 9/9/95

- Gina Watson**1
.....23k, 22d, vs. Hawaii, 10/30/87

25+ Kill Club

- 38 Paola Paz-Soldan**, at BYU, 9/10/94
- 33 Paola Paz-Soldan**, vs. Pacific, 10/17/95
Dawnis Wilson, at New Mexico, 10/5/90
- 32 Joslynn Gallop**, vs. Boise St., 9/8/00
Dawnis Wilson, at Santa Clara, 10/15/91
Betsy Welsh, vs. UC Irvine, 10/14/90
Linda Fournet, vs. Oregon State, 11/11/83
- 31 Kimberly Noble**, vs. Fresno St., 11/3/01
Joslynn Gallop, at Arizona State, 9/1/00
Paola Paz-Soldan, at Long Beach St., 10/15/94
Betsy Welsh, at Fresno State, 10/19/90
Dawnis Wilson, vs. Long Beach St., 10/12/90
Lisa Ice, vs. Stanford, 9/17/86
- 30 Kimberly Noble**, vs. SMU, 11/22/03
Brianna Blair, at Saint Mary's, 10/9/01
Joslynn Gallop, vs. UTEP, 11/10/00
Joslynn Gallop, at Fresno State, 11/5/99
Joslynn Gallop, vs. Fresno State, 10/9/99
Paola Paz-Soldan, vs. Massachusetts, 9/9/95
Crista Koch, at Utah State, 9/17/93
Betsy Welsh, at CS Fullerton, 10/8/90
Barbara Higgins, at Fresno State, 10/8/87
Barbara Higgins, at Wyoming, 11/21/87
Lisa Ice, at Hawaii, 10/17/86

- 29 Carrie Nash**, at Boise State, 10/30/04
Joslynn Gallop, vs. Nevada, 9/29/00
Joslynn Gallop, vs. Hawaii, 10/29/99

- 28 Jennifer Senftleben**, at Idaho, 11/19/05
Kimberly Noble, vs. Nevada, 10/2/04
Kimberly Noble, vs. Duquesne, 9/12/03
Kimberly Noble, vs. Weber State, 9/5/03
Brianna Blair, vs. Saint Mary's, 9/12/00
Paola Paz-Soldan, vs. Nevada, 9/30/95
Paola Paz-Soldan, at San Francisco, 9/2/95
Kami Schmedding, vs. San Diego, 12/4/94
Paola Paz-Soldan, at Nevada, 10/1/94
Erin Ginney, at Nevada, 10/16/93
Crista Koch, at UC Irvine, 10/2/93
Erin Ginney, at Utah State, 9/17/93

- 27 Niki Clement**, vs. Idaho, 10/27/07
Jennifer Senftleben, vs. Washington St., 9/4/04
Brianna Blair, at USF, 9/19/01
Brianna Blair, vs. UTEP, 11/10/00
Joslynn Gallop, vs. SMU, 11-19-99
Joslynn Gallop, at SMU, 10-23-99
Paola Paz-Soldan, vs. South Florida, 9/9/95
Cristin Rossman, vs. South Florida, 12/3/94
Paola Paz-Soldan, vs. Pepperdine, 9/2/94
Crista Koch, vs. Hawaii, 9/14/93
Betsy Welsh, vs. Long Beach State, 10/12/90
Lisa Ice, vs. USC, 11/2/85

- 26 Jennifer Senftleben**, at Nevada, 9/21/06
Jennifer Senftleben, at Fresno State, 10/27/05
Jennifer Senftleben, vs. Nevada, 10/20/05
Kimberly Noble, vs. Miami (O), 9/14/02
Joslynn Gallop, at Fresno State, 10/1/00
Joslynn Gallop, vs. Eastern Michigan, 9/15/00
Joslynn Gallop, vs. LSU, 9/18/99
Joslynn Gallop, at Washington State, 9/4/99
Paola Paz-Soldan, at CS Fullerton, 10/6/95
Paola Paz-Soldan, at New Mexico St., 9/29/94
Crista Koch, vs. Fresno State, 9/11/93
Dawnis Wilson, vs. Notre Dame, 10/4/91
Lisa Ice, vs. California, 9/24/86
Christa Cook, vs. USC, 11/2/85
Lisa Ice, at San Diego State, 9/28/85
Christa Cook, vs. San Diego State, 10/20/84

- 25 Niki Clement**, at Idaho, 11/19/05
Colleen Burke, vs. Fresno State, 11/10/05
Kimberly Noble, vs. UC Irvine, 11/28/03
Kimberly Noble, at Boise State, 10/11/03
Kimberly Noble, at Santa Clara, 9/28/02
Joslynn Gallop, at Rice, 10/6/00
Joslynn Gallop, at Tulsa, 11/13/99
Joslynn Gallop, vs. Colorado State, 11/25/98
Nicole Hintz, at Tulsa, 10/11/97
Holly Froloff, vs. TCU, 10/3/97
Angie Sylvas, vs. Long Beach State, 10/14/95
Tanya Hart, vs. Nevada, 11/23/93
Jennifer Gross, at Santa Clara, 10/15/91

60+ Assists

- 85 Annie Shaughnessy, at New Mexico, 10/5/90
- 81 Melizza Benitez, vs. San Diego, 12/4/94
Jennifer Liston, at Santa Clara, 10/15/91
- 80 Melizza Benitez, vs. South Florida, 12/3/94
- 79 Michelle Sarkees, at Nevada, 9/5/98
- 76 Melizza Benitez, vs. CS Fullerton, 11/4/95
Pam Hope, at UC Irvine, 10/2/93
- 74 Melizza Benitez, at Utah, 9/9/94
Danielle Spier, at Wyoming, 11/21/87
Teri DeBusk, vs. San Diego State, 10/20/84
- 73 Savannah Smith, at Rice, 10/6/00
- 71 Emily Burke, vs. Idaho, 10/27/07
Melizza Benitez, vs. Massachusetts, 9/9/95
Annie Shaughnessy, at CS Fullerton, 10/8/90
Teri DeBusk, at San Diego State, 9/28/85
- 70 Savannah Smith, vs. UTEP, 11/10/00
Melizza Benitez, vs. Sacramento St., 11/18/94
Melizza Benitez, at California, 11/1/94
- 69 Savannah Smith, at Fresno St., 10/11/00
Michelle Sarkees, at Washington State, 9/4/99
Jennifer Liston, at CS Fullerton, 11/22/91
Susie Laymon, vs. Cal Poly, 9/30/88
Teri DeBusk, vs. USC, 11/2/85
- 68 Kristina Conrad, vs. Washington St., 9/4/04
Allison Dillon, vs. Fresno State, 11/21/03
Allison Dillon, vs. Weber State, 9/5/03
Lindsey Rule, vs. Rice, 11/22/02
Michelle Sarkees, at Montana State, 9/12/98
Michelle Sarkees, vs. SMU, 10/4/97
Danielle Spier, at Hawaii, 10/17/86
- 67 Savannah Smith, vs. UTEP, 9/27/01
Annie Shaughnessy, vs. UC Santa Barbara, 9/25/90
- 66 Melizza Benitez, vs. Pepperdine, 9/2/94
Annie Shaughnessy, vs. Long Beach St., 10/12/90
Danielle Spier, vs. Stanford, 9/17/86
Teri DeBusk, vs. Purdue, 11/20/84
- 65 Emily Burke, vs. Boise State, 10/25/07
Emily Burke, vs. Arizona State, 9/7/07
Annie Shaughnessy, vs. UC Irvine, 10/14/90
Susie Laymon, vs. San Diego State, 10/22/88
- 64 Brittany Collet, vs. Portland, 9/10/05
Savannah Smith, vs. Saint Mary's, 9/12/00
Michelle Sarkees, at Tulsa, 11/13/99
Michelle Sarkees, at Fresno State, 11/5/99
Michelle Sarkees, vs. CS Fullerton, 9/19/98
Michelle Sarkees, vs. San Diego St., 10/23/97
Melizza Benitez, vs. Pacific, 10/17/95
Melizza Benitez, at Long Beach St., 10/15/94

- 63 Emily Burke, vs. Utah State, 11/15/07
Kristina Conrad, at Boise State, 10/30/04
Savannah Smith, vs. Sacramento State, 9/1/01
Michelle Sarkees, vs. Hofstra, 9/6/96
Pam Hope, at San Francisco, 11/10/93
Pam Hope, vs. Fresno State, 9/11/93
Jennifer Liston, vs. CS Fullerton, 9/19/91
Susie Laymon, vs. San Diego State, 11/18/89
Susie Laymon, vs. UC Irvine, 11/4/88
Danielle Spier, vs. Idaho State, 12/3/87
Danielle Spier, vs. California, 9/24/86
- 62 Kristina Conrad, vs. Utah State, 10/14/06
Brittany Collet, vs. Air Force, 9/3/05
Melizza Benitez, vs. UC Irvine, 10/13/95
Pam Hope, at Utah State, 9/17/93
Jennifer Liston, at Fresno State, 9/4/92
Danielle Spier, vs. San Diego State, 9/19/87
Danielle Spier, vs. UC Santa Barbara, 11/14/87
- 61 Kristina Conrad, vs. Nevada, 11/22/06
Brittany Collet, at Idaho, 11/19/05
Brittany Collet, at Boise State, 11/17/05
Kristina Conrad, at Louisiana Tech, 10/16/94
Allison Dillon, vs. Duquesne, 0/12/03
Savannah Smith, vs. Nevada, 9/29/00
Michelle Sarkees, vs. Hawaii, 10/29/99
Michelle Sarkees, vs. Rice, 11/8/97
Melizza Benitez, vs. New Mexico St., 9/29/95
Danielle Spier, vs. UC Santa Barbara, 11/13/86
Danielle Spier, vs. Hawaii, 12/12/86
Teri DeBusk, vs. Fresno State, 12/8/84
- 60 Emily Burke, at New Mexico, 8/25/07
Kristina Conrad, vs. Idaho State, 9/10/04
Savannah Smith, at Saint Mary's, 10/9/01
Savannah Smith, at Arizona State, 9/1/00
Michelle Sarkees, vs. SMU, 11/19/99
Michelle Sarkees, vs. Colorado State, 11/25/98
Melizza Benitez, vs. Long Beach St., 10/14/95
Jennifer Liston, at Cal Poly, 10/6/92
Jennifer Liston, at UC Irvine, 10/19/91
Danielle Spier, vs. Hawaii, 10/30/87

20+ Digs

- 47 Jessie Shull, vs. UC Santa Barbara, 9/2/06
- 42 Kristal Tsukano, at Idaho, 10/11/07
Jessie Shull, vs. Fresno State, 11/3/04
- 39 Jessie Shull, at Idaho, 11/19/05
- 38 Lisa Ice, vs. Hawaii, 11/21/86
Lisa Ice, at Cal Poly, 10/24/86
- 36 Jessie Shull, at Fresno State, 10/25/06
Kim Hicks, at California, 10/11/88
- 35 Jessie Shull, at San Francisco, 9/1/04
Dawnis Wilson, at Santa Clara, 10/15/91
- 34 Jessie Shull, vs. CS Northridge, 9/16/06
Barbara Higgins, vs. UC Santa Barbara, 9/26/87

- 33 Jessie Shull, vs. Fresno State, 11/10/05
Jessie Shull, vs. Idaho State, 9/10/04

- 32 Jessie Shull, vs. Nevada, 11/22/06
Jessie Shull, vs. Hawaii, 10/27/04
Jessie Shull, vs. SMU, 10/15/03
Barbara Higgins, at Cal Poly, 10/24/86

- 31 Shane Donnellon, at California, 11/1/94
Crista Koch, vs. Nevada, 11/23/93
Kim Hicks, vs. Hawaii, 10/30/87

- 30 Kristal Tsukano, vs. Idaho, 10/27/07
Jessie Shull, vs. Portland, 9/10/05
Jessie Shull, vs. Washington State, 9/4/04

- 29 Jessie Shull, at San Francisco, 9/6/05
Jessie Shull, at Louisiana Tech, 10/16/04
Dawnis Wilson, at Cal Poly, 10/29/88
Gina Watson, at Cal Poly, 9/25/87

- 28 Jessie Shull, at Hawaii, 10/29/06
Jessie Shull, at Boise State, 10/30/04
Jessie Shull, vs. Duquesne, 9/12/03
Savannah Smith, vs. Fresno State, 11/3/01
Christa Cook, vs. Stanford, 9/17/86
Lisa Ice, vs. Hawaii, 12/12/86

- 27 Niki Clement, vs. Boise State, 10/25/07
Jessie Shull, vs. Central Arkansas, 8/26/06
Carrie Nash, vs. Oregon, 9/17/04
Jessie Shull, at Nevada, 11/8/03
Christa Cook, vs. Cal Poly, 12/4/86

- 26 Thao Pham, vs. Sacramento St., 10/13/09
Jessie Shull, vs. Texas-San Antonio, 9/8/06
Jessie Shull, at Boise State, 11/17/05
Carrie Nash, at Boise State, 10/30/04
Carrie Nash, vs. Washington State, 9/4/04
Savannah Smith, vs. UTEP, 11/10/00
Dawnis Wilson, vs. Hawaii, 11/10/89
Laura Boone, vs. San Diego State, 10/22/88
Barbara Higgins, vs. Hawaii, 10/30/87
Christa Cook, vs. Hawaii, 12/12/86
Shawna DiBiasco, vs. Hawaii, 12/12/86
Lisa Ice, vs. USC, 11/2/85

- 25 Jessie Shull, at San Francisco, 9/1/06
Jessie Shull, vs. Idaho, 9/22/05
Jessie Shull, vs. Tulsa, 10/20/04
Carrie Nash, vs. Santa Clara, 9/24/04
Jeanine Haldi, vs. Rice, 11/22/02
Jeanine Haldi, at Saint Mary's, 10/9/01
Paola Paz-Soldan, vs. Massachusetts, 9/9/95
Dawnis Wilson, vs. San Diego State, 12/3/88
Danielle Spier, at Oregon, 10/12/84

- 24 Courtney Zellmer, vs. Sacramento St., 10/13/09
Jessie Shull, vs. Utah State, 10/14/06
Jessie Shull, at Boise State, 10/5/06
Jessie Shull, vs. Cal Poly, 9/10/05
Jessie Shull, at Sacramento State, 9/18/04
Carrie Nash, at Tulsa, 10/23/03
Joslynn Gallop, vs. Nevada, 9/29/00

Holly Froloff, at Portland, 9/12/97
 Dawnis Wilson, vs. UC Irvine, 10/14/90
 Dawnis Wilson, vs. Saint Mary's, 9/12/90
 Dawnis Wilson, vs. UC Irvine, 10/7/98
 Kim Hicks, vs. San Diego State, 12/3/88
 Danielle Spier, vs. Hawaii, 10/30/87
 Barbara Higgins, vs. Cal Poly, 12/4/86
 Lisa Ice, vs. UC Santa Barbara, 11/13/86
 Shawna DiBiao, vs. Cal Poly, 10/24/86
 Lisa Ice, vs. Stanford, 9/17/86
 Lisa Ice, at Oregon, 11/22/85

23 Kristal Tsukano, vs. CS Northridge, 9/6/08
 Kristal Tsukano, at Utah Valley, 9/8/07
 Kristal Tsukano, vs. Arizona State, 9/7/07
 Kristal Tsukano, at New Mexico, 8/25/07
 Jessie Shull, vs. Louisiana Tech, 11/16/06
 Jessie Shull, at Utah State, 9/23/06
 Jessie Shull, vs. Harvard, 9/16/06
 Jessie Shull, vs. UC Davis, 9/6/06
 Carrie Nash, at Louisiana Tech, 10/16/04
 Jeanine Haldi, vs. Nevada, 11/3/02
 Jeanine Haldi, vs. Saint Mary's, 9/27/02
 Savannah Smith, at Pacific, 11/24/00
 Nicole Hintz, at TCU, 11/1/97
 Nicole Hintz, vs. San Diego State, 10/23/97
 Dawnis Wilson, at New Mexico, 10/5/90
 Julie Braymen, vs. Hawaii, 10/30/87
 Gina Watson, at Stanford, 10/20/87
 Danielle Spier, at Cal Poly, 9/25/87
 Barbara Higgins, at Cal Poly, 9/25/87
 Shawna DiBiao, vs. Cal Poly, 12/4/86
 Christa Cook, at Cal Poly, 10/24/86

22 Jessie Shull, at Fresno State, 10/27/05
 Danielle Orong, at UC Davis, 8/26/05
 Jessie Shull, at UC Davis, 8/26/05
 Jessie Shull, vs. SMU, 11/22/03
 Jessie Shull, vs. Fresno State, 11/21/03
 Fran Pozzi, vs. Rice, 11/22/02
 Jeanine Haldi, vs. Sacramento State, 9/1/01
 Holly Froloff, at Tulsa, 10/11/97
 Tanya Kamau, at Portland, 9/12/97
 Holly Froloff, at San Diego State, 9/2/97
 Erin Ginney, at UC Irvine, 10/30/92
 Dawis Wilson, at CS Fullerton, 11/22/91
 Betsy Welsh, vs. UC Irvine, 10/14/90
 Annie Shaughnessy, vs. UC Santa Barbara, 9/25/90
 Kim Hicks, vs. California, 11/21/88
 Susie Laymon, at Cal Poly, 10/29/88
 Dawnis Wilson, at UC Santa Barbara, 10/28/88
 Barbara Higgins, at Wyoming, 11/21/87
 Danielle Spier, vs. UC Santa Barbara, 11/14/87
 Gina Watson, vs. Hawaii, 10/30/87
 Kim Hicks, at Stanford, 10/20/87
 Barbara Higgins, vs. Hawaii, 12/12/86
 Danielle Spier, vs. UC Santa Barbara, 11/13/86
 Shawna DiBiao, at Hawaii, 10/17/86

21 Thao Pham, at Louisiana Tech, 11/13/08
 Niki Clement, at Fresno State, 11/1/07
 Kristal Tsukano, at Utah State, 9/15/07
 Jessie Shull, vs. Fresno State, 11/2/06
 Jessie Shull at Idaho, 10/7/06

Jessie Shull, vs. Loyola Marymount, 9/17/05
 Carrie Nash, vs. Boise State, 10/10/04
 Jessie Shull, vs. Oregon, 9/17/04
 Carrie Nash, vs. Seton Hall, 9/17/04
 Jessie Shull, at Portland, 9/18/03
 Liz Hudson, vs. Fresno State, 11/2/02
 Kimberly Noble, at Rice, 10/6/01
 Jeanine Haldi, at San Francisco, 9/18/01
 Jeanine Haldi, at Oregon State, 8/31/01
 Christina Lukens, vs. Saint Mary's, 9/12/00
 Darcy Walker, at New Mexico, 10/10/98
 Erin Ginney, vs. California, 10/20/92
 Dawnis Wilson, at UC Irvine, 10/19/91
 Mary Ann Wagner, at Pacific, 9/18/90
 Dawnis Wilson, at Purdue, 9/9/89
 Laura Boone, at UC Irvine, 10/7/88
 Laura Boone, vs. Santa Clara, 10/4/88
 Julie Braymen, vs. UC Santa Barbara, 9/26/87
 Lisa Ice, vs. Cal Poly, 12/4/86
 Danielle Spier, vs. Cal Poly, 12/4/86
 Christa Cook, at UC Santa Barbara, 10/25/86

20 Thao Pham, vs. Louisiana Tech 10/17/09
 Courtney Zellmer, at Louisiana Tech, 11/13/08
 Kristal Tsukano, vs. Fresno State, 10/30/08
 Kristal Tsukano, at Nevada, 11/3/07
 Emily Burke, at Fresno State, 11/1/07
 Jessie Shull, vs. Boise State, 11/9/06
 Jessie Shull, vs. Santa Clara, 9/12/06
 Jessie Shull, vs. Utah State, 10/29/05
 Kristina Conrad, at UC Davis, 8/26/05
 Jessie Shull, vs. Cal Poly, 11/26/04
 Jessie Shull, at Fresno State, 10/2/04
 Carrie Nash, at Sacramento State, 9/18/04
 Jessie Shull, at Tulsa, 10/23/03
 Jessie Shull, vs. Santa Clara, 8/30/03
 Liz Hudson, vs. Northern Arizona, 8/30/02
 Savannah Smith, vs. Sacramento State, 9/1/01
 Joslynn Gallop, at Sacramento State, 9/26/00
 Holly Froloff, at TCU, 11/1/97
 Paola Paz-Soldan, vs. Long Beach St., 10/14/95
 Angie Sylvas, vs. Massachusetts, 9/9/95
 Brenda Irby, vs. San Diego, 12/4/94
 Crista Koch, at UC Irvine, 10/2/93
 Erin Ginney, vs. Pacific, 10/14/92
 Jennifer Gross, vs. New Mexico St., 10/10/92
 Mindy Czuleger, at New Mexico State, 11/9/91
 Annie Shaughnessy, vs. UC Irvine, 10/14/90
 Mary Ann Wagner, vs. UC Santa Barbara, 9/25/90
 Dawnis Wilson, vs. San Diego State, 11/18/89
 Laura Boone, vs. San Diego State, 12/3/88
 Kim Hicks, at Cal Poly, 10/29/88
 Laura Boone, at California, 10/11/88
 Dawnis Wilson, at California, 10/11/88
 Danielle Spier, at Cal Poly, 10/24/86
 Teri DeBusk, at Oregon, 10/12/84

10+ Blocks

14 Brianna Amian (0s14a), vs. San Francisco, 9/12/07
 Liz Hudson (0s14a), vs. Idaho, 11/24/01
 Mandy McMahan (5s9a), at Fresno St., 10/7/83

12 Keri Anglin (0s12a), vs. San Francisco, 9/12/07
 Dyana Thompson (12a), at San Francisco, 9/6/05
 Liz Hudson (12a), at Saint Mary's, 10/8/02
 Liz Hudson (1s11a), vs. Santa Clara, 11/30/01
 Kari Roberson (2s10a), vs. San Diego St., 9/19/87
 Kim Hicks (12a), at Wyoming, 11/21/87
 Barbara Higgins (1s11a), vs. Hawaii, 12/12/86
 Arlene Ringer (6s6a), vs. Stanford, 9/23/83
 Jodi Breeding (), at California, 11/19/82

11 Niki Clement (3s,8a), vs. Fresno St., 11/10/05
 Joslynn Gallop (5s6a) vs. UTEP, 11/10/00
 Cristin Rossman (2s9a), vs. American, 12/2/94
 Cristin Rossman (4s7a), vs. Colorado St., 9/12/92
 Heather McPherson (2s9a), vs. Long Beach St., 10/12/90
 Leslie Page (4s7a), vs. New Mexico St., 9/30/91
 Kim Hicks (1s10a), vs. San Diego St., 9/19/87
 Christa Cook (11a), vs. Pacific, 10/2/84
 Mandy McMahan (9s2a), vs. Utah St., 9/12/83

10 Niki Clement (2s8a), at San Francisco, 9/6/05
 Dyana Thompson (10a), vs. Oregon, 9/17/04
 Katherine Powers (10a), at Saint Mary's, 10/8/02
 Joslynn Gallop (2s8a), vs. Sam Houston St., 9/11/98
 Joslynn Gallop (2s8a), vs. San Diego St., 10/23/97
 Cristin Rossman (2s8a), vs. Sacramento St., 11/18/94
 Kim Hicks (1s9a), vs. Cal Poly, 9/30/88
 Kim Hicks (2s8a), vs. California, 11/21/88
 Maria Healy (3s7a), vs. Stanford, 9/17/86
 Jan Harman (6s4a), vs. California, 10/12/82



Single Season Leaders

KILLS	TOTAL	YEAR
1. Joslynn Gallop	630	2000
2. Joslynn Gallop	605	1999
3. Kimberly Noble	604	2003
4. Brianna Blair	559	2001
5. Paola Paz-Soldan	526	1994
6. Lisa Ice	504	1986
7. Stephanie Pascucci	472	2002
8. Jennifer Senfleben	469	2005
9. Paola Paz-Soldan	465	1995
10. Kimberly Noble	463	2001

Kills per Game*	K/G	YEAR
1. Joslynn Gallop	5.60	1999
2. Kimberly Noble	5.49	2003
3. Joslynn Gallop	5.43	2000
4. Paola Paz-Soldan	5.28	1995
5. Paola Paz-Soldan	5.06	1994
6. Brianna Blair	4.66	2001
7. Dawnis Wilson	4.61	1990
8. Lisa Ice	4.42	1986
9. Betsy Welsh	4.24	1990
10. Dawnis Wilson	4.23	1991

KILL ATTEMPTS	TOTAL	YEAR
1. Kimberly Noble	1658	2003
2. Brianna Blair	1574	2001
3. Joslynn Gallop	1485	2000
4. Jennifer Senfleben	1419	2005
5. Jennifer Senfleben	1398	2006
6. Carrie Nash	1331	2004
7. Kimberly Noble	1279	2001
8. Brianna Blair	1269	2000
9. Darcy Walker	1238	1998
10. Joslynn Gallop	1201	1999

HITTING PCT.	PCT	YEAR
1. Joslynn Gallop	.382	1999
2. Brooke Jones	.347	1996
3. Lisa Ice	.346	1985
4. Colleen Burke	.343	2007
5. Lisa Ice	.341	1983
6. Colleen Burke	.336	2006
7. Cristin Rossman	.323	1994
8. Lisa Ice	.322	1986
9. Kim Hicks	.320	1988
10. Colleen Burke	.319	2008

ASSISTS (as of 1984)	TOTAL	YEAR
1. Melizza Benitez	1563	1994
2. Michelle Sarkees	1527	1998
3. Savannah Smith	1515	2000
4. Savannah Smith	1452	2001
5. Michelle Sarkees	1405	1999
6. Melizza Benitez	1384	1995
7. Teri DeBusk	1374	1984
8. Michelle Sarkees	1354	1997
9. Allison Dillon	1349	2003
10. Susie Laymon	1289	1988

Assists Per Game*	Ast/G	YEAR
1. Melizza Benitez	13.59	1994
2. Savannah Smith	13.17	2000
3. Michelle Sarkees	13.01	1999
4. Michelle Sarkees	12.94	1998
5. Melizza Benitez	12.47	1995
6. Annie Shaughnessy	12.41	1990
7. Michelle Sarkees	12.31	1997
8. Allison Dillon	12.26	2003
9. Savannah Smith	12.20	2001
10. Teri DeBusk	11.93	1985

SERVICE ACES	TOTAL	YEAR
1. Cristin Rossman	67	1994
2. Shane Donnellon	58	1994
3. Melissa Myers	57	1998
4. Brooke Jones	56	1995
5. Christa Cook	55	1985
Christa Cook	55	1984
7. Kim Kayser	53	1983
8. Dawnis Wilson	49	1990
9. Kimberly Noble	47	2001
10. Darcy Walker	45	1999
Shawno DiBiasco	45	1986

SA Per Game*	SA/G	YEAR
1. Christa Cook	0.60	1985
2. Brooke Jones	0.55	1995
Cristin Rossman	0.55	1994
4. Dawnis Wilson	0.52	1990
5. Melissa Myers	0.49	1998
6. Darcy Walker	0.48	1999
Shane Donnellon	0.48	1994
8. Christa Cook	0.46	1984
9. Shawna DiBiasco	0.42	1986
10. Michelle Sarkees	0.40	1996

DIGS	TOTAL	YEAR
1. Jessie Shull	676	2006
2. Jessie Shull	561	2004
3. Jessie Shull	550	2005
4. Jessie Shull	473	2003
5. Kim Hicks	435	1988
6. Lisa Ice	429	1986
7. Carrie Nash	420	2004
8. Kristal Tsukano	415	2007
9. Jeanine Haldi	389	2001
10. Barbara Higgins	384	1987

Digs Per Game*	D/G	YEAR
1. Jessie Shull	6.04	2006
2. Jessie Shull	5.34	2004
3. Jessie Shull	4.87	2005
4. Jessie Shull	4.30	2003
5. Dawnis Wilson	4.01	1989
6. Carrie Nash	4.00	2004
7. Kristal Tsukano	3.95	2007
8. Dawnis Wilson	3.81	1990
9. Lisa Ice	3.76	1986
10. Barbara Higgins	3.59	1987

BLOCK SOLO	TOTAL	YEAR
1. Felicia Schulter	62	1984
2. Arlene Ringer	45	1983
3. Mandy McMahan	39	1983
4. Barbara Higgins	38	1987
5. Felicia Schulter	36	1983
6. Gayle Olsen	34	1983
7. Melissa Myers	31	1996
8. Maria Healy	30	1986
Jodi Breeding	30	1982
10. Barbara Higgins	29	1986

BLOCK ASSISTS	TOTAL	YEAR
1. Liz Hudson	134	2001
2. Kim Hicks	128	1988
3. Liz Hudson	119	2002
4. Cristin Rossman	117	1994
5. Cristin Rossman	115	1992
6. Joslynn Gallop	112	2000
7. Melissa Myers	111	1998
8. Tanya Kamau	110	1998
9. Barbara Higgins	108	1986
10. Stephanie Pascucci	106	2002
Joslynn Gallop	106	1998

TOTAL BLOCKS	TOTAL	YEAR
1. Kim Hicks	151	1988
2. Felicia Schulter	148	1984
3. Liz Hudson	147	2001
4. Cristin Rossman	145	1994
5. Cristin Rossman	139	1992
6. Barbara Higgins	137	1986
7. Barbara Higgins	134	1987
8. Melissa Myers	133	1998
9. Joslynn Gallop	130	2000
10. Tanya Hart	126	1993

Blocks Per Game*	B/G	YEAR
1. Cristin Rossman	1.35	1992
2. Felicia Shulter	1.28	1984
3. Barbara Higgins	1.25	1987
Tanya Hart	1.25	1993
5. Liz Hudson	1.23	2001
Kim Hicks	1.23	1988
7. Cristin Rossman	1.20	1994
8. Kari Roberson	1.19	1987
9. Heather McPherson	1.18	1989
10. Barbara Higgins	1.17	1986

*Per game categories begin in 1984 because accurate individual games played statistics were not recorded for players.

Career Leaders



KILLS	TOTAL	YEARS	ASSISTS (since 1984)	TOTAL	YEARS	BLOCK SOLO	TOTAL	YEARS
1. Joslynn Gallop	1966	1997-00	1. Michelle Sarkees	5482	1996-99	1. Barbara Higgins	107	1984-87
2. Kimberly Noble	1809	2000-03	2. Melizza Benitez	3257	1992-95	2. Felicia Schulter	98	1983-84
3. Brianna Blair	1608	1998-01	3. Savannah Smith	3040	1998-01	3. Maria Healy	82	1983-86
4. Jennifer Senftleben	1597	2004-06	4. Teri DeBusk	2555	1984-85	4. Melissa Myers	75	1995-98
5. Dawnis Wilson	1426	1988-91	5. Kristina Conrad	2548	2003-06	5. Cristin Rossman	66	1991-94
6. Lisa Ice	1359	1982-86	6. Danielle Spier	2461	1984-87	6. Joslynn Gallop	65	1997-00
7. Stephanie Pascucci	1287	1999-02	7. Susie Laymon	2330	1986-89	7. Lisa Ice	53	1982-86
8. Barbara Higgins	1237	1984-87	8. Jennifer Liston	2102	1991-92	Gayle Olsen	53	1981-83
9. Colleen Burke	1196	2005-08	9. Emily Burke	2092	2007-08	9. Tanya Hart	51	1991-94
10. Niki Clement	1154	2005-08	10. Brittany Collet	1676	2005-08	10. Arlene Ringer	49	1982-83
11. Christa Cook	1101	1983-86						
12. Melissa Myers	1046	1995-98						
			SERVICE ACES	TOTAL	YEARS	BLOCK ASSISTS	TOTAL	YEARS
			1. Christa Cook	156	1983-86	1. Joslynn Gallop	391	1997-00
KILL ATTEMPTS	TOTAL	YEARS	2. Barbara Higgins	141	1984-87	2. Melissa Myers	370	1995-98
1. Kimberly Noble	5013	2000-03	Cristin Rossman	141	1991-94	3. Barbara Higgins	340	1984-87
2. Jennifer Senftleben	4668	2004-07	4. Darcy Walker	140	1996-99	4. Liz Hudson	337	2000-02
3. Brianna Blair	4567	1998-01	5. Dawnis Wilson	134	1988-91	5. Cristin Rossman	291	1991-94
4. Joslynn Gallop	4423	1997-00	6. Melissa Myers	130	1995-98	6. Stephanie Pascucci	287	1999-02
5. Dawnis Wilson	3683	1988-91	7. Teri DeBusk	128	1982-85	7. Colleen Burke	281	2005-08
6. Niki Clement	3090	2005-08	8. Danielle Spier	125	1984-87	8. Kim Hicks	279	1985-88
7. Stephanie Pascucci	3066	1999-02	9. Michelle Sarkees	122	1996-99	9. Tanya Hart	231	1991-94
8. Lisa Ice	2989	1982-86	10. Christina Lukens	117	1999-02	10. Niki Clement	227	2005-08
9. Barbara Higgins	2847	1984-87						
10. Darcy Walker	2788	1996-99						
			DIGS	TOTAL	YEARS	TOTAL BLOCKS	TOTAL	YEARS
HITTING PERCENTAGE	PCT	YEARS	1. Jessie Shull	2260	2003-06	1. Joslynn Gallop	456	1997-00
1. Lisa Ice	.317	1982-86	2. Dawnis Wilson	1412	1988-91	2. Barbara Higgins	447	1984-87
2. Colleen Burke	.314	2005-08	3. Kristal Tsukano	1350	2006-09	3. Melissa Myers	445	1995-98
3. Joslynn Gallop	.310	1997-00	4. Joslynn Gallop	1052	1997-00	4. Liz Hudson	365	2000-02
4. Brooke Jones	.303	1995-96	Christina Lukens	1052	1999-02	5. Cristin Rossman	357	1991-94
5. Maria Healy	.295	1983-86	6. Barbara Higgins	1039	1984-87	6. Kim Hicks	324	1985-88
6. Felicia Schulter	.287	1983-84	7. Jeanine Haldi	982	1999-02	7. Stephanie Pascucci	314	1999-02
Barbara Higgins	.287	1984-87	8. Darcy Walker	981	1996-99	8. Colleen Burke	308	2005-08
8. Stephanie Pascucci	.284	1999-02	9. Danielle Spier	978	1984-87	9. Tanya Hart	282	1991-94
Gayle Olsen	.284	1981-83	10. Savannah Smith	947	1998-01	10. Maria Healy	270	1983-86
10. Melissa Myers	.278	1995-98						
Cristin Rossman	.278	1991-94						
Leslie Page	.278	1988-91						



1,000 Kill Club

1. Joslynn Gallop (1997-2000)

Season	MP-SP	K	K/G	E	TA	Pct	A	SA	SE	RE	DIG	BS	BA	TB	B/G	BE	BHE
1997	31-107	310	2.90	111	716	.278	15	15	0	0	192	16	78	94	0.88	0	0
1998	33-116	421	3.63	153	1021	.262	24	18	27	4	241	18	106	124	1.07	17	4
1999	31-108	605	5.60	146	1201	.382	24	42	39	19	291	13	95	108	1.00	14	3
<u>2000</u>	<u>32-116</u>	<u>630</u>	<u>5.43</u>	<u>186</u>	<u>1485</u>	<u>.299</u>	<u>41</u>	<u>26</u>	<u>40</u>	<u>17</u>	<u>328</u>	<u>18</u>	<u>112</u>	<u>130</u>	<u>1.12</u>	<u>14</u>	<u>8</u>
TOTAL	127-447	1966	4.40	596	4423	.310	104	101	106	40	1052	65	391	456	1.02	45	15

2. Kimberly Noble (2000-03)

Season	MP-SP	K	K/G	E	TA	Pct	A	SA	SE	RE	DIG	BS	BA	TB	B/G	BE	BHE
2000	32-113	320	2.83	140	898	.200	3	21	64	9	145	5	24	29	0.26	5	2
2001	33-120	463	3.86	196	1279	.209	4	47	53	12	153	7	26	33	0.28	7	0
2002	32-113	422	3.73	210	1178	.180	10	12	23	1	138	1	43	44	0.39	5	1
<u>2003</u>	<u>30-110</u>	<u>604</u>	<u>5.49</u>	<u>267</u>	<u>1658</u>	<u>.203</u>	<u>17</u>	<u>33</u>	<u>24</u>	<u>9</u>	<u>215</u>	<u>4</u>	<u>43</u>	<u>47</u>	<u>0.43</u>	<u>4</u>	<u>2</u>
TOTAL	127-456	1809	3.97	813	5013	.199	34	113	164	31	651	17	136	153	0.34	21	5

3. Brianna Blair (1998-2001)

Season	MP-SP	K	K/G	E	TA	Pct	A	SA	SE	RE	DIG	BS	BA	TB	B/G	BE	BHE
1998	28-76	207	2.72	115	631	.146	7	17	48	18	135	12	28	40	0.53	7	2
1999	31-108	381	3.53	166	1093	.197	16	24	36	4	231	9	50	59	0.55	8	2
2000	32-116	461	3.97	163	1269	.235	10	28	24	12	207	6	56	62	0.53	8	1
2001	33-120	559	4.66	162	1574	.252	9	30	26	8	252	5	67	72	0.60	7	2
TOTAL	124-420	1608	3.83	606	4567	.219	42	99	134	42	825	32	201	233	0.55	30	7

4. Jennifer Senftleben (2004-07)

Season	MP-GP	K	K/G	E	TA	Pct	A	SA	SE	RE	DIG	BS	BA	TB	B/G	BE	BHE
2004	105-28	351	3.34	123	890	.256	7	35	32	2	79	10	96	106	1.01	10	0
2005	113-29	469	4.15	202	1419	.188	15	27	19	41	262	9	36	45	0.40	7	1
2006	112-31	454	4.05	211	1398	.174	6	28	22	12	164	9	40	49	0.44	6	2
2007	25-87	323	3.71	145	961	.185	10	17	13	17	173	9	26	35	0.40	1	2
TOTAL	113-417	1597	3.83	681	4668	.196	38	107	86	72	678	37	198	235	.056	24	5

5. Dawnis Wilson (1988-91)

Season	MP-SP	K	K/G	E	TA	Pct	A	SA	SE	RE	DIG	BS	BA	TB	B/G	BE	BHE
1988	33-118	287	2.43	148	861	.161	28	34	52	48	381	4	38	42	0.36	13	0
1989	27-90	320	3.56	133	829	.226	32	23	23	24	361	6	20	26	0.29	7	0
1990	28-95	438	4.61	153	013	.281	17	49	48	21	362	6	25	31	0.33	6	0
1991	25-90	381	4.23	157	980	.229	27	28	30	29	308	7	28	35	0.39	8	2
TOTAL	113-393	1426	3.63	591	3683	.227	104	134	153	122	1412	23	111	134	0.34	34	2

6. Lisa Ice (1982-83, 85-86)

Season	MP-SP*	K	K/G	E	TA	Pct	A	SA	SE	RE	DIG	BS	BA	TB	B/G	BE	BHE
1982	18	216		84	544	.243	0	19	23	19	13	13	13	26		7	0
1983	21	236		67	495	.341	0	24	18	2	5	19	10	29		8	0
1985	34-96	403	4.20	120	819	.346	8	18	16	28	278	4	36	40	0.42	11	0
1986	33-114	504	4.42	140	1131	.322	7	34	22	23	429	17	33	50	0.44	9	0
TOTAL	106-210	1359	6.47	411	2989	.317	15	95	79	72	725	53	92	145	0.69	35	0

7. Stephanie Pascucci (1999-2002)

Season	MP-SP	K	K/G	E	TA	Pct	A	SA	SE	RE	DIG	BS	BA	TB	B/G	BE	BHE
1999	31-108	304	2.81	95	696	.300	10	35	49	2	83	8	73	81	0.75	13	3
2000	28-84	146	1.74	66	427	.187	26	15	16	0	39	3	40	43	0.51	7	4
2001	33-120	365	3.04	103	850	.308	20	24	17	2	75	7	68	75	0.62	8	3
2002	32-124	472	3.81	151	1093	.294	36	23	22	0	92	9	106	115	0.93	12	5
TOTAL	124-436	1287	2.95	415	3066	.284	92	97	104	4	289	27	287	314	0.72	40	15

1,000 Kill Club



8. Barbara Higgins (1984-87)

Season	MP-GP	K	K/G	E	TA	Pct	A	SA	SE	RE	DIG	BS	BA	TB	B/G	BE	BHE
1984	37-116	200	1.72	84	525	.221	17	43	57	32	107	22	52	74	0.64	0	0
1985	37-98	270	2.76	88	590	.308	18	38	55	51	225	18	84	102	1.04	35	0
1986	33-117	355	3.03	115	815	.294	25	32	40	33	323	29	108	137	1.17	35	0
1987	31-107	412	3.85	132	917	.305	26	28	49	55	384	38	96	134	1.25	20	0
TOTAL	135-438	1237	2.82	419	2847	.287	86	141	201	171	1039	107	340	447	1.02	90	0

9. Colleen Burke (2005-08)

Season	MP-GP	K	K/G	E	TA	Pct	A	SA	SE	RE	DIG	BS	BA	TB	B/G	BE	BHE
2005	29-113	342	3.03	123	814	.269	3	24	32	2	53	7	66	76	0.65	2	2
2006	31-112	332	2.96	85	736	.336	13	20	9	1	68	2	85	87	0.78	1	3
2007	29-106	277	2.61	64	621	.343	13	29	26	2	55	7	67	74	0.70	1	3
2008	31-116	245	2.11	69	551	.319	19	29	31	2	68	4	63	67	0.50	4	0
TOTAL	120-447	1196	2.68	341	2722	.314	48	102	98	7	244	20	281	301	0.67	8	8

10. Niki Clement (2005-08)

Season	MP-SP	K	K/G	E	TA	Pct	A	SA	SE	RE	DIG	BS	BA	TB	B/G	BE	BHE
2005	29-108	238	2.20	134	681	.153	13	10	16	18	114	12	84	96	0.89	4	3
2006	31-110	400	3.64	153	1004	.246	1	0	3	3	45	8	89	97	0.88	7	1
2007	29-104	350	3.37	215	939	.144	24	15	40	46	354	11	35	46	0.44	3	0
2008	16-60	166	2.77	89	466	.165	15	9	19	28	145	5	19	24	0.40	1	0
TOTAL	105-382	1154	3.02	591	3090	.182	53	34	78	95	658	36	227	263	0.69	15	4

11. Christa Cook (1983-86)

Season	MP-SP*	K	K/G	E	TA	Pct	A	SA	SE	RE	DIG	BS	BA	TB	B/G	BE	BHE
1983	30	97		44	252	.210	0	18	34	22	32	9	22	31		10	0
1984	37-120	428	3.57	169	974	.266	93	55	82	61	124	13	79	92	0.77	0	0
1985	34-91	307	3.37	112	672	.290	66	55	71	33	198	5	45	50	0.55	8	0
1986	33-108	269	2.49	126	680	.210	113	28	54	20	372	12	66	78	0.72	18	0
TOTAL	134-319	1101	3.45	451	2578	.252	272	156	241	136	726	39	212	251	0.79	36	0

12. Melissa Myers (1995-98)

Season	MP-SP	K	K/G	E	TA	Pct	A	SA	SE	RE	DIG	BS	BA	TB	B/G	BE	BHE
1995	109-31	172	1.58	77	397	.239	3	22	51	1	78	12	103	115	1.06	10	7
1996	99-28	272	2.75	105	582	.287	9	25	51	1	77	31	81	112	1.13	13	11
1997	97-31	228	2.35	87	498	.283	9	26	23	0	63	10	75	85	0.88	4	8
1998	17-33	374	3.20	145	794	.288	10	57	33	0	77	22	111	133	1.14	7	5
TOTAL	422-123	1046	2.48	414	2271	.278	31	130	158	2	295	75	370	445	1.05	34	31

*Sets played were not kept until 1984, so some averages may be skewed. Assists were not kept until 1984.



All-Time Roster

Alex Akana 2009	Pam Hope.....1993	Cristin Rossman.....1991-94
Brianna Amian 2007-08	Liz Hudson.....2000-02	Dana Rudd.....2003-04
Caitlin Andrade 2009	Rebecca Huffman.....1992-93	Lindsey Rule.....2001-02
Keri Anglin.....2006-07	Buddy Hussey.....1979-80	Jane Saito.....1982-83
Alana Bailey.....1997	Lisa Ice.....1982-83, 85-86	Michelle Sarkees.....1996-99
Jan Baszak.....1978-79	Brenda Irby.....1994	Sanya Satre.....1978-79
Melizza Benitez.....1992-95	Crystal Jacobs.....1980	Kami Schmedding.....1992-95
Amber Biddle.....2005-08	Taylor Japhet 2009	Felicia Schulter.....1983-84
Brianna Blair.....1998-01	Natalie Jilka.....1996	Jennifer Senftleben.....2004-07
Laura Boone.....1987-90	Brooke Jones.....1995-96	Amy Shankle.....1988, 90-91
Barbara Boyle.....1978	Sandy Jones.....1982-83	Annie Shaughnessy.....1990
Julie Braymen.....1984-87	Brittany Julian.....2007	Rebecca Shubin.....1991, 1993
Jodi Breeding.....1979-82	Tanya Kamau.....1997-98	Jessie Shull.....2003-06
Leslie Bugalski.....1979-80	Kim Kayser.....1980-83	Sheila Silvaggio.....1978
Colleen Burke.....2005-08	Crista Koch.....1992-93	Karli Silveira.....2001
Emily Burke.....2007-08	Tammy Kotnik.....1994	Savannah Smith.....1998-01
Jill Burningham.....1995-98	Susie Laymon.....1986-89	Danielle Spier.....1984-87
Asia Casino 2009	Danielle Lewis.....2002-03	Joyce Sprout.....1979-82
Sue Choe.....1993	Jennifer Liston.....1991-92	Mona Sualua.....1988-89
Sarah Christensen.....2003-04, 06	Courtney Lorusso.....2006	Millie Swartzell.....1995, 97
Bridget Clark.....1995-96	Christina Lukens.....1999-02	Angie Sylvas.....1995-96
Niki Clement.....2005-08	Erika MacLennan.....1989-92	Sina Tautolo.....1997
Brittany Collet.....2005-08	Sarah McAtee 2008-09	Sarah Taylor.....2007
Kristina Conrad.....2003-06	Brenda McCarley.....1980	Dyana Thompson.....2003-06
Christa Cook.....1983-86	Heather McPherson.....1987-90	Gina Troxell.....1998-00
Kelly Crow.....2006-08	Rose Maasen.....1978-79	Kristal Tsukano.....2006-09
Mindy Czuleger.....1989-92	Melissa Maddux.....2004-05	Katie Turner 2009
Rachel Dahlstedt.....2003	Alison Metzger.....1978-79, 81	Mary Ann Wagner.....1987-90
Teri DeBusk.....1982-85	Kaci Miller.....2009	Darcy Walker.....1996-99
Shawna DiBiao.....1986	Krista Miller 2009	Janine Ward.....1988-90
Allison Dillon.....2003	Kylie Miraldi 2008-09	Gina Watson.....1984-87
Shane Donnellon.....1991-94	Trisha Moore.....1994	Betsy Welsh.....1987-90
Amy Doyle.....1997	Melissa Myers.....1995-98	Dawnis Wilson.....1988-91
Andrea Fernandez.....1998-99	Karen Nabzeska.....1978	Leewitt Withrow.....1989-90
Linda Fournet.....1981-84	Carrie Nash.....2003-04	Jessica Wlodarczyk.....2002-03
Lisa Fraser.....1978-79	Wendy Need.....1981	Devan Wong.....2009
Nia Freeman.....2004-05, 07-08	Sara Nelson.....1995-96	Rachel Wulff.....1995
Holly Froloff.....1996-97	Kimberly Noble.....2000-03	Linda Wyatt.....1978
Cara Frost.....2002	Jennifer Olewinski.....2001	Keri Yano.....1997
Joslynn Gallop.....1997-00	Gayle Olsen.....1981-83	Liz Yost.....2000-01
Erin Ginney.....1990-93	Danielle Orong.....2004-05	Courtney Zellmer 2007-09
Jennifer Gross.....1990-92	Leslie Page.....1988-91	Sandy Zobel.....1980-81
Jeanine Haldi.....1999-02	Angie Papangellin.....1978	
Jan Harman.....1979-82	Stephanie Pascucci.....1999-02	
Tanya Hart.....1991-94	Paola Paz-Soldan.....1994-95	
Monice Hayes.....1978-79	Thao Pham.....2006-09	
Maria Healy.....1983-86	Stacey Pizzio.....2001	
Brooke Herald.....2001-04	Katherine Powers.....1999-02	
Kim Hicks.....1985-88	Fran Pozzi.....2002	
Barbara Higgins.....1984-87	Sandy Price.....1980	
Jane Hilt.....1978-79	Darleah Querubin.....2004	
Nicole Hintz.....1997-98	Arlene Ringer.....1982-83	
Lynn Hollinger.....1981	Kari Roberson.....1985-88	

Boldface indicates 2010 returnees



1999 San Jose State Sports Hall of Fame Lisa Ice-Crespo, 1983-87 One of 13 Inaugural Inductees

Lisa was one of 13 inducted into the San José State University Sports Hall of Fame on November 5, 1999. She was a 1986 First Team All-American and 1985 Second Team All-American. In 1987, she was honored with the NCAA Top Six Award. Lisa was a member of the 1983 U.S. Olympic Festival Gold Medal Team. She is the San José State career leader in hitting percentage at .317. She previously held the match record for most digs at 38.



2000 San Jose State Sports Hall of Fame

Coach Dick Montgomery and Teri DeBusk-Schroeder were inducted into the San José State University Sports Hall of Fame on November 3, 2000. Teri was the second volleyball player to be inducted, following Lisa Ice-Crespo who was inducted in 1999. Dick was the first volleyball coach and one of five San José State coaches to be inducted in the Hall of Fame.

Dick Montgomery Head Coach, 1981-89

- Coaching record of 191-99 (.659)
- 1985 NorPac Coach of the Year
- Coached the 1984 team to a fourth place finish in the NCAA Tournament
- Five consecutive 20-win seasons
- Two NorPac Championships (1984 & 1985)

Teri DeBusk Setter, 1982-85

- 1985 First Team All-American
- 1985 NorPac Player of the Year
- 1984 & 1985 First Team All-NorPac
- 1983 Second Team All-NorPac
- Third all-time in assists with 2,692
- Member of the 1984 team which finished fourth at the NCAA Tournament



2006 Hall of Fame Sheila Silvaggio 1978 All-American

Sheila was the first volleyball All-American at San Jose State. In 1978, she led the Spartans to their fourth consecutive conference title and a national ranking with 34 victories. She was named to the 1978 AIAW All-Tournament team and led the team to a seventh place finish at the AIAW Nationals. After her career, Sheila was named a U.S. Volleyball Association All-American in 1984.



2010 Hall of Fame Linda Fournet 1984 All-American

Linda will be inducted into the SJSU Sports Hall of Fame on September 17, 2010. She was an honorable mention All-American in 1984 and an integral part of the Final Four team that season.





Post Season Appearances

1978 — 7th, AIAW

Texas-Arlington def. San Jose State, 2-1
 San Jose State def. Oregon, 2-0
 San Jose State def. Hawaii, 2-1
 San Jose State def. Pittsburgh, 2-0
 San Jose State def. Alabama, 2-0
 San Jose State def. Texas-Arlington, 1-0
 San Jose State def. Hawaii, 1-0
 Pepperdine def. San Jose State, 3-1
 San Diego State def. San Jose State, 3-1
 San Jose State def. Brigham Young, 3-2

1982 — Tied for 9th, NCAA

San Jose State def. UC Santa Barbara, 3-2
 Hawaii def. San Jose State, 3-0

1983 — Tied for 17th, NCAA

Cal Poly SLO def. San Jose State, 3-1

1984 — 4th, NCAA

San Jose State def. Purdue, 3-1
 San Jose State def. Oregon, 3-0
 San Jose State def. Fresno State, 3-1
 UCLA def. San Jose State, 3-0
 Pacific def. San Jose State, 3-1

1985 — Tied for 9th, NCAA

San Jose State def. Long Beach State, 3-0
 Cal Poly SLO def. San Jose State 3-0

1986 — Tied for 9th, NCAA

San Jose State def. Cal Poly SLO, 3-2
 Hawaii def. San Jose State, 3-2

1987 — Tied for 9th, NCAA

San Jose State def. Idaho State, 3-0
 Pacific def. San Jose State, 3-0

1988 — Tied for 17th, NCAA

San Diego State def. San Jose State, 3-1

1989 — Tied for 17th, NCAA

Pacific def. San Jose State, 3-0

1990 — Tied for 17th, NCAA

Long Beach State def. San Jose State, 3-0

1994 — 2nd Place, National Invitational Volleyball Championships

San Jose State def. American, 3-1
 San Jose State def. Illinois State, 3-0
 San Jose State def. Missouri, 3-0
 San Jose State def. South Florida, 3-1
 San Jose State def. San Diego, 3-2
 Cal State Northridge def. San Jose State, 3-1

1998—NCAA Tournament

Colorado def. San Jose State, 3-0

2000—NCAA Tournament

Long Beach State def. San Jose State, 3-1

2001—NCAA Tournament

San Jose State def. Santa Clara, 3-2
 Stanford def. San Jose State, 3-0

WAC Tournament Results

1996 – MGM Grand Garden, Las Vegas, Nev.

Lost to Fresno State, 3-0

1997 – MGM Grand Garden, Las Vegas, Nev.

Def. New Mexico, 3-0
 Lost to BYU, 3-0

1998 – MGM Grand Garden, Las Vegas, Nev.

Def. SMU, 3-0
 Def. Colorado State, 3-2
 Lost to Hawaii, 3-0 (semifinals)

2001 – The Event Center, San Jose, Calif.

Def. SMU, 3-0
 Def. Nevada, 3-0 (semifinals)
 Lost to Hawaii, 3-0 (finals)

2002 – Virginia Street Gym, Reno, Nev.

Def. Rice, 3-2
 Lost to Hawaii (semifinals)

2003 – Virginia Street Gym, Reno, Nev.

Def. Fresno State, 3-2
 Def. SMU, 3-1 (semifinals)
 Lost to Hawaii, 3-0 (finals)

2004 – Virginia Street Gym, Reno, Nev.

Lost to Nevada, 3-0

2005 – Lawlor Events Center, Reno, Nev.

Lost to New Mexico State, 3-1

2006 – Lawlor Events Center, Reno, Nev.

Def. Nevada, 3-1
 Lost to Hawaii, 3-0 (semifinals)

2007 – Pan American Center, Las Cruces, N.M.

Def. Utah State, 3-2
 Lost to New Mexico State, 3-0 (semifinals)

2008 – Stan Sherrif Center, Honolulu, Hawaii

Def. Utah State, 3-2
 Lost to New Mexico State, 3-0 (semifinals)

All-Tournament Team Selections

2001	Brianna Blair	
	Stephanie Pascucci	
	Karli Silveira	
2002	Lindsey Rule	
2003	Allison Dillon	Kimberly Noble
	Carrie Nash	Jessie Shull
2006	Niki Clement	
2007	Keri Anglin	
2008	Colleen Burke	

NCAA Tournament Teams



1978 AIAW Tournament - Seventh Place Finish



1982 NCAA Tournament - Tied for Ninth Place



1983 NCAA Tournament - Tied for Ninth Place



1985 NCAA Tournament - Tied for Ninth Place



1986 NCAA Tournament - Tied for Ninth Place



1987 NCAA Tournament - Tied for Ninth Place




1988 NCAA Tournament - Tied for 17th Place



1989 NCAA Tournament - Tied for 17th Place



1990 NCAA Tournament - Tied for 17th Place



1998 NCAA Tournament Participant



2000 NCAA Tournament Participant



2001 NCAA Tournament Participant

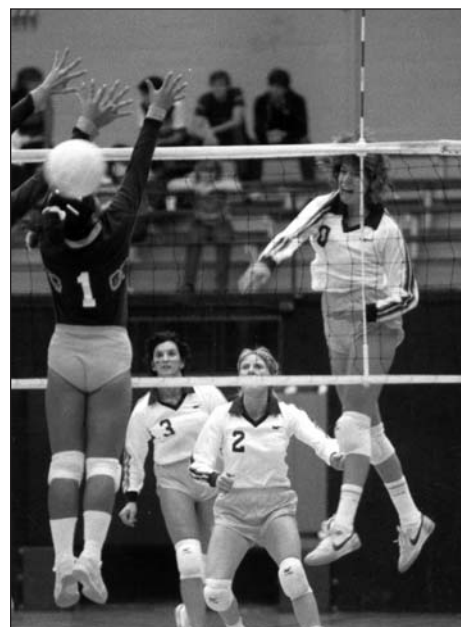


1984 Final Four Volleyball Team



1984 NCAA Tournament - Fourth Place Finish


*Sitting (l to r): Linda Fournet, Teri DeBusk, Danielle Spier, Gina Watson.
Standing: Head coach Dick Montgomery, Julie Braymen, Felicia Schulner, Maria Healy,
Christa Cook, Barbara Higgins and assistant coach Dave DeGroot.*



Linda Fournet was a 1984 Honorable Mention All-American.

1984 Highlights

- First San Jose State volleyball team to advance to the final four of volleyball.
- One honorable mention All-America selection - Linda Fournet
- Two first team All-NorPac Volleyball team selections - Teri DeBusk & Linda Fournet
- Two second team All-NorPac Volleyball team selections - Christa Cook & Felicia Schulner
- Two NorPac All-Freshman team selections - Julie Braymen & Barbara Higgins
- NorPac All-Tournament Team - Christa Cook (MVP), Teri DeBusk & Linda Fournet
- NorPac Newcomer of the Year - Barbara Higgins
- Four NCAA All-Northwest Regional team selections - Christa Cook, Teri DeBusk, Linda Fournet & Felicia Schulner



Barbara Higgins was the 1984 NorPac Newcomer of the Year. She holds the school career record for solo blocks with 107.



San Jose State Coaches Records



	<u>No. of Seasons</u>	<u>Seasons</u>	<u>Wins</u>	<u>Losses</u>	<u>Ties</u>	<u>Pct.</u>
Oscar Crespo	3	2007-09	28	60	0	..318
Craig Choate	14	1993-2006	244	191	0	.561
John Corbelli	3	1990-92	47	39	0	.547
Dick Montgomery	9	1981-89	191	99	0	.659
Marti Brugler	1	1980	8	28	0	.222
<u>Jane Ward</u>	<u>6</u>	<u>1974-79</u>	<u>105</u>	<u>56</u>	<u>8</u>	<u>.621</u>
Totals	36	1974-2009	623	473	8	.564




Jane Ward



Marti Brugler




Dick Montgomery



John Corbelli



Craig Choate



Oscar Crespo



All-Time Series

OPPONENT.....	W	L	T	OPPONENT.....	W	L	T	OPPONENT.....	W	L	T
Air Force	3	0		Louisiana Tech	13	1		South Florida	1	1	
Alabama	2	0		Louisiana State	1	0		Southern California	1	7	
Alabama-Birmingham.....	2	0		Loyola (Baltimore)	1	0		Southern Illinois	1	0	
American	1	0		Loyola Marymount	3	3		Southern Methodist	10	3	
Arizona	1	4	2	Massachusetts	1	0		Southern Utah State	1	0	
Arizona State.....	3	1		Miami (Ohio)	0	1		Southwest Missouri State ...	1	0	
Arkansas State.....	0	1		Michigan State	0	1		Stanford.....	9	28	
Auburn.....	1	0		Minnesota	0	1		Stephen F. Austin	1	0	
Boise State.....	16	5		Missouri.....	1	0		Syracuse	1	0	
Brigham Young	3	4		Montana.....	1	0		Tennessee.....	5	0	
Brown	2	0		Montana State	1	2		Tennessee-Martin	1	0	
BYU-Hawaii	1	0		Morehead State	1	0		Texas	4	3	
Cal Poly.....	18	15		Morgan State.....	1	0		Texas A&M.....	2	0	
Cal Poly Pomona.....	1	0		Murray State	1	0		Texas-Arlington.....	2	1	
Cal State Bakersfield.....	1	1		Nebraska	3	0		Texas Christian	6	1	
Cal State Fullerton	22	4		Nevada.....	23	14		Texas-El Paso	8	4	
Cal State Northridge	6	7		New Hampshire.....	1	0		Texas-Pan American	1	0	
California.....	24	15		New Mexico	3	5		Texas-San Antonio	2	0	
Central Arkansas	1	0		New Mexico State.....	9	18		Texas Tech.....	1	0	
Chaminade.....	1	0		Northern Arizona.....	2	0		Tulsa	10	0	
Charlotte	1	0		Northwestern	5	1		UC Davis.....	4	0	
Chico State	1	0		Northwestern State	1	0		UC Irvine.....	20	12	1
Colorado	1	1		Notre Dame.....	2	0		UC Riverside.....	0	1	
Colorado State.....	4	6		Ohio State	1	0		UC Santa Barbara	6	20	
Creighton.....	2	0		Oklahoma	7	1		UCLA	1	6	
Duke	1	0		Oregon.....	9	2		UNLV	4	0	
Duquesne.....	1	1		Oregon State	10	2		Utah	1	4	
Eastern Michigan	2	0		Pacific	9	38		Utah State	16	10	1
Eastern Washington.....	0	1		Penn State	2	1		Utah Valley	1	1	
Florida Atlantic	1	0		Pepperdine.....	3	8		Washington	6	2	
Fordham	1	0		Pittsburgh.....	2	0		Washington State.....	7	1	
Fresno State.....	45	23		Portland	2	3		Weber State	4	2	
Gardner-Webb	1	0		Portland State	4	1		West Virginia.....	1	0	
Georgia Tech.....	0	1		Providence.....	2	0		Wisconsin	1	1	
Gonzaga.....	2	0		Puget Sound	1	0		Wisconsin-Milwaukee.....	0	1	
Grambling	1	0		Purdue	2	2		Wyoming.....	3	2	
Harvard	1	0		Rice	9	2		Yale	2	0	
Hawai'i	4	62		Sacramento State.....	6	6					
Hawai'i-Hilo	1	2		St. John's.....	1	1					
Hofstra.....	2	0		Saint Mary's (Calif.)	14	8					
Houston	1	0		Sam Houston State	2	0					
Idaho	5	7		San Diego	4	1					
Idaho State.....	3	0		San Diego State.....	7	15					
Illinois State	1	0	1	San Francisco	31	7					
Illinois	1	0		San Francisco State.....	3	0					
Kansas	1	0		Santa Clara	28	14					
Kentucky	2	1		Seattle	0	1					
Long Beach State	8	22	2	Seton Hall	2	0					

Boldface indicates 2009 opponents
 * – records begin with 1977 season

Year-By-Year Records



YEAR	W-L	PCT.	CONFERENCE		NATIONAL		HEAD COACH
			RECORD	FINISH	FINISH		
1974	10-4	.714		1st NCIAC	—	Jane Ward	
1975	17-5	.773		1st NCIAC	—	Jane Ward	
1976	12-10-1	.543		1st NCIAC	—	Jane Ward	
1977	17-10-1	.625	10-2	1st NorCal	—	Jane Ward	
1978	34-14-1	.704	11-1	1st NorCal	7th	Jane Ward	
1979	15-13-5	.530	7-5	3rd NorCal	—	Jane Ward	
1980	8-28	.222	3-9	5th NorCal	—	Marti Brugler	
1981	14-16	.467	5-7	4th NorCal	—	Dick Montgomery	
1982	21-10	.677	11-3	3rd NorPac	9th	Dick Montgomery	
1983	19-11	.633	6-3	5th NorPac	17th	Dick Montgomery	
1984	26-11	.703	11-1	1st NorPac	4th	Dick Montgomery	
1985	27-7	.794	12-0	1st NorPac	9th	Dick Montgomery	
1986	28-7	.800	13-5	3rd PCAA	9th	Dick Montgomery	
1987	21-10	.677	12-6	3rd PCAA	9th	Dick Montgomery	
1988	21-14	.600	8-10	6th Big West	17th	Dick Montgomery	
1989	14-13	.519	7-11	7th Big West	17th	Dick Montgomery	
1990	21-8	.724	12-6	5th Big West	17th	John Corbelli	
1991	12-14	.462	7-11	6th Big West	—	John Corbelli	
1992	14-17	.452	9-9	5th Big West	—	John Corbelli	
1993	16-13	.552	9-9	5th Big West	—	Craig Choate	
1994	23-12	.657	10-8	5th Big West	—	Craig Choate	
1995	14-17	.452	6-12	7th Big West	—	Craig Choate	
1996	10-20	.333	5-11	6th WAC Pac.	—	Craig Choate	
1997	17-14	.548	7-7	4th WAC Pac.	—	Craig Choate	
1998	21-12	.636	7-7	4th WAC Pac.	—	Craig Choate	
1999	25-6	.806	11-3	2nd WAC	—	Craig Choate	
2000	22-10	.688	13-3	2nd WAC	—	Craig Choate	
2001	25-8	.758	9-4	2nd WAC	24th	Craig Choate	
2002	15-17	.469	7-6	4th WAC	—	Craig Choate	
2003	10-20	.333	6-7	4th WAC	—	Craig Choate	
2004	15-13	.536	5-8	6th WAC	—	Craig Cnoate	
2005	12-17	.414	7-9	T5th WAC	—	Craig Choate	
2006	19-12	.613	9-7	T4th WAC	—	Craig Choate	
2007	14-15	.483	7-9	6th WAC	—	Oscar Crespo	
2008	13-18	.419	7-9	5th WAC	—	Oscar Crespo	
2009	1-27	.036	1-15	9th WAC	—	Oscar Crespo	
TOTALS	623-473-8	.564	270-223	.548			



Year-By-Year Scores

1977 (17-10-1, 10-2)

9/27 W at UC Davis3-0
 10/1 SJSU INVITATIONAL
 W PEPPERDINE2-1
 W SAN FRANCISCO ST. .2-0
 W FRESNO STATE2-0
 L CSU NORTHRIDGE ..2-0
 L PEPPERDINE2-0
 10/7 L at California3-2
 10/11 W SAN FRANCISCO3-0
 10/14 W at Pacific3-1
 10/15 L USC3-0
 10/17 W SANTA CLARA3-0
 10/20 L at Stanford3-1
 10/21 L at UCLA3-1
 10/22 at Pepperdine Tournament
 L Fullerton2-0
 L San Diego State2-1
 L Pepperdine2-1
 10/25 W CALIFORNIA3-0
 10/28 W at Fresno State3-0
 11/3 W PACIFIC3-0
 114-5 at UCLA Tournament
 W Nebraska2-0
 W Portland State2-0
 L USC2-0
 W Arizona State2-0
 T Long Beach State1-1
 11/7 W at Santa Clara3-0
 11/9 W at San Francisco3-0
 11/18 W FRESNO STATE
 11/19 W STANFORD

1978 (34-14-1, 11-1)

9/20 L UC IRVINE3-0
 9/22 SJSU INVITATIONAL (2nd)
 W SAN FRANCISCO ST. .2-0
 W CSU NORTHRIDGE ..2-0
 W CHICO STATE2-0
 W PACIFIC2-1
 L LONG BEACH STATE .2-1
 W PACIFIC2-0
 L LONG BEACH STATE .2-0
 10/3 W at California3-0
 10/5 W STANFORD3-1
 10/6-7 at California Invitational (1st)
 W San Francisco State2-0
 W Portland State2-0
 W Nevada-Reno2-0
 W California3-2
 W San Diego3-0
 10/10 W SAN FRANCISCO3-0

10/13 W at Fresno State3-0
 10/14 L UCLA3-1
 10/17 W PACIFIC3-0
 10/18 L at Hawaii3-1
 10/19 W at BYU-Hawaii3-0
 10/20 L at Hawaii3-2
 10/21 W at Hawaii-Hilo3-1
 10/25 W SANTA CLARA3-0
 10/27 W at Stanford3-1
 10/30 W at San Francisco3-0
 11/2-4 at UCLA Invitational (5th)
 W Washington State2-0
 W Western Ontario2-0
 W USC2-0
 L Pepperdine2-0
 T Arizona1-1
 L Hawaii2-0
 11/7 W CALIFORNIA3-2
 11/10 W FRESNO STATE3-0
 11/14 W at Santa Clara3-0
 11/16 L at Pacific3-2
 11/23-24 at AIAW Regionals (4th)
 L San Diego State2-0
 W Sacramento State2-0
 W Long Beach State2-1
 L UCLA2-0
 12/7-9 at AIAW Nationals (7th)
 L Texas-Arlington2-1
 W Oregon2-0
 W Hawaii2-1
 W Pittsburgh2-0
 W Alabama2-0
 W Texas-Arlington1-0
 W Hawaii1-0
 L Pepperdine3-1
 L San Diego State3-1
 W BYU3-2

1979 (15-13-5, 7-5)

9/28-29 SJSU INVITATIONAL (2nd)
 W New Mexico State2-1
 W UC Santa Barbara2-1
 W Stanford2-0
 W Fresno State2-0
 L Stanford2-1
 W CSU Northridge2-0
 W UC Irvine2-1
 W Stanford2-0
 L Pacific2-0
 10/3 L at Fresno State3-1
 10/5 L at UCLA3-0
 10/7 W at Arizona3-1

10/9 W at USF3-0
 10/12 W at Stanford3-2
 10/13 L at Pacific3-0
 10/17 L at Hawaii3-0
 10/18 L at Hawaii3-1
 10/20 L at Hawaii-Hilo3-2
 10/22 W at Santa Clara3-2
 10/25 L CALIFORNIA3-1
 10/26 W FRESNO STATE3-0
 10/27 L HAWAII3-1
 11/2 at UCLA Invitational
 T UC Irvine1-1
 T Arizona1-1
 T Long Beach State1-1
 T Illinois State1-1
 T Utah State1-1
 11/6 W USF3-1
 11/8 L STANFORD3-1
 11/10 W at California3-1
 11/13 L PACIFIC3-1
 11/14 W SANTA CLARA3-0
 11/18 L HAWAII-HILO3-1

1980 (8-28, 3-9)

9/12 L ARIZONA STATE3-2
 9/17 W OHIO STATE3-2
 9/19-20 at San Diego State Invitational
 L New Mexico State2-1
 L UC Irvine2-1
 L Washington2-0
 L USC2-0
 9/26-27 SJSU INVITATIONAL (7th)
 L CAL POLY SLO2-0
 L PURDUE2-0
 W TENNESSEE2-0
 W UC IRVINE2-0
 L TEXAS2-0
 L UC IRVINE2-0
 10/3-4 at Berkeley Invitational (7th)
 L Portland State3-0
 L Stanford3-0
 L Oregon2-1
 W Fresno State2-0
 10/8 W USF3-0
 10/10 L STANFORD3-0
 10/16 L PACIFIC3-0
 10/18 L at California3-0
 10/22 L FRESNO STATE3-1
 10/23 W SANTA CLARA3-2
 10/24 L at Long Beach State ...3-0
 10/25 L at Pepperdine3-1
 10/29 L at Stanford3-1

Year-By-Year Scores



10/31-11/1 at UCLA Invitational
 L UCLA2-0
 L BYU2-1
 L Pepperdine2-0
 L Hawaii2-0
 W Texas2-0
 11/6 L CALIFORNIA2-1
 11/7 L UC SANTA BARBARA .3-0
 11/8 W at USF3-0
 11/13 L at Pacific3-0
 11/20 L at Santa Clara3-1
 11/21 L at Fresno State3-0

1981 (14-16, 5-7)

9/9 W OREGON STATE3-0
 9/16 W NORTHWESTERN ...3-1
 9/17-19 at San Diego State Invitational
 L Stanford2-0
 W BYU2-1
 W Oklahoma2-1
 L San Diego State2-0
 L Montana State2-1
 9/25-26 SPARTAN SHOPS INVITE
 L CAL POLY SLO2-0
 W OREGON2-0
 L STANFORD2-0
 L NEW MEXICO2-0
 W OREGON2-0
 L PEPPERDINE2-0
 10/6 W at USF3-0
 10/8 L at California3-0
 10/13 L at Pacific3-0
 10/16 W SANTA CLARA3-0
 10/17 W LONG BEACH STATE .3-2
 10/23 L at Fresno State3-0
 10/24 L at Cal Poly SLO3-0
 10/26 W USF3-0
 10/29 L at Stanford3-0
 11/2 L CALIFORNIA3-1
 11/4 L PACIFIC3-0
 11/6 L at Long Beach State ...3-1
 11/7 W at UC Irvine3-0
 11/10 W FRESNO STATE3-2
 11/12 W at Santa Clara3-0
 11/13 W CS FULLERTON3-2
 11/18 L STANFORD3-0

1982 (21-10, 11-3)

9/13 L at Pacific3-0
 9/15 L NORTHWESTERN ...2-0
 9/17 W MONTANA3-1

9/21 W WASHINGTON3-0
 9/24-25 SPARTAN SHOPS INVITE
 W WASHINGTON3-0
 L STANFORD3-1
 W TEXAS3-2
 L CAL POLY SLO3-2
 9/29 W WASHINGTON STATE .3-0
 10/5 W SANTA CLARA3-0
 10/6 W at USF3-0
 10/8-9 at Oklahoma Sooner Invite
 W Oklahoma3-0
 W Nebraska3-1
 W Kansas3-0
 W Texas3-0
 10/12 W CALIFORNIA3-2
 10/16 L at Cal Poly SLO3-1
 10/22 W at Oregon State3-0
 10/23 W at Oregon3-0
 10/26 W USF3-0
 10/27 W at Fresno State3-0
 10/30 L at Stanford3-0
 11/2 W FRESNO STATE3-0
 11/4 W at Santa Clara3-1
 11/9 L PACIFIC3-1
 11/13 W PEPPERDINE3-0
 11/16 L at California3-1
 11/19-20 at NorPac Tourney (3rd)
 L California3-2
 W Oregon State3-0
 12/3 NCAA First Round
 W at UC Santa Barbara ...3-2
 12/10 NCAA Northwest Regional
 L at Hawaii3-0

1983 (19-11, 6-3)

9/12 W UTAH STATE3-2
 9/14 W NORTHWESTERN ...3-2
 9/16 W at USF3-0
 9/20 W FRESNO STATE3-0
 9/23-24 SPARTAN SHOPS INVITE
 L UC SANTA BARBARA .3-0
 L STANFORD3-2
 L TEXAS3-1
 W CAL POLY SLO3-2
 9/27 W at Santa Clara3-0
 9/28 W USF3-0
 9/30-10/1 at Berkeley/Dolphin Invite
 W Nevada-Reno3-0
 W Wyoming3-0
 W California3-1
 10/7 W at Fresno State3-2
 10/8 W UC IRVINE3-1

10/11 L PACIFIC3-2
 10/14 W at Washington3-1
 10/15 W at Washington State ...3-1
 10/18 W SANTA CLARA3-0
 10/20 W at Tennessee3-0
 10/21 L at Kentucky3-1
 10/22 W Penn St. (@Kentucky) .3-0
 10/26 W CALIFORNIA3-0
 10/29 L Cal Poly SLO3-1
 11/2 L at Pacific3-0
 11/9 L HAWAII3-0
 11/11 L OREGON STATE3-2
 11/12 L OREGON3-2
 11/15 W LOYOLA MARYMOUNT .3-0
 12/2 at NCAA First Round
 L at Cal Poly SLO3-1

1984 (26-11, 11-1)

9/7-8 at UC Davis/Western Invite (2nd)
 L Oregon State2-1
 W Sacramento State2-1
 W Portland State2-0
 L CSU Northridge2-1
 9/11 W NORTHWESTERN ...3-1
 9/15 L at Stanford3-1
 9/18 W at Santa Clara3-2
 9/20-22 SPARTAN SHOPS INVITE
 W COLORADO STATE ...3-0
 L CAL POLY SLO3-0
 L TEXAS3-0
 9/25 W at USF3-0
 9/29 W FRESNO STATE3-0
 10/2 W PACIFIC3-2
 10/5 W WASHINGTON3-0
 10/6 W WASHINGTON STATE .3-0
 10/12 W at Oregon3-1
 10/13 W at Oregon State3-1
 10/16 W CALIFORNIA3-1
 10/17 W USF3-0
 10/20 W SAN DIEGO STATE ...3-2
 10/24 W SANTA CLARA3-0
 10/26 L USC3-0
 10/30 W at California3-1
 10/31 L at Pacific3-1
 11/3 W at Kentucky3-0
 11/4 W at Kentucky3-0
 11/6 W at Tennessee3-0
 11/9 L at Fresno State3-0
 11/10 W LOYOLA MARYMOUNT .3-0
 11/16-17 NORPAC CHAMPIONSHIPS
 W OREGON STATE3-1
 W FRESNO STATE3-1



Year-By-Year Scores

11/20 L PURDUE3-2
 11/29 NCAA First Round
 W PURDUE3-1
 12/7-8 NCAA Regionals at Cal Poly SLO
 W Oregon3-0
 W Fresno State3-1
 12/14-16 NCAA Championship at UCLA
 L UCLA3-0
 L Pacific3-1

1985 (27-7, 12-0)

9/7-8 at UC Davis/Western Invitational
 W Cal Poly Pomona2-0
 W CSU Northridge2-0
 W California2-0
 W Santa Clara2-0
 W California2-1
 9/11 W at USF3-0
 9/12 W NORTHWESTERN ...3-0
 9/17 L PACIFIC3-1
 9/20-21 SPARTAN SHOPS INVITE
 W NEBRASKA3-1
 W COLORADO STATE ...3-0
 L STANFORD3-2
 9/26 W TEXAS3-0
 9/28 W at San Diego State ...3-2
 10/3 W at Santa Clara3-0
 10/5 W at Fresno State3-1
 10/8 W at California3-0
 10/11 L at Stanford3-0
 10/14 W DUKE3-1
 10/16 W SANTA CLARA3-0
 10/18 W at Washington State ...3-0
 10/19 W at Washington3-0
 10/25 W OREGON STATE3-0
 10/26 W OREGON3-1
 10/29 W FRESNO STATE3-1
 11/2 L USC3-2
 11/5 W CALIFORNIA3-0
 11/15 W WASHINGTON3-0
 11/16 W WASHINGTON STATE ...3-0
 11/16-17 at UOP/Wendy's Classic
 L Pacific3-0
 L Stanford3-0
 11/22 W at Oregon3-1
 11/23 W at Oregon State3-0
 12/5 NCAA First Round
 W LONG BEACH STATE ...3-0
 12/13 NCAA Regionals at UOP
 L Cal Poly SLO3-0

1986 (28-7, 13-5)

9/5-6 at UC Davis/Western Invitational
 W California2-0
 W UCLA2-0
 9/12-13 at Illini Classic (1st)
 W Penn State3-0
 W Illinois3-1
 9/17 W STANFORD3-2
 9/19 W OKLAHOMA3-0
 9/20 W OKLAHOMA3-0
 9/22 W LONG BEACH STATE ...3-0
 9/24 W CALIFORNIA3-1
 9/27 W at Cal State Fullerton ...3-0
 9/29 L at San Diego State ...3-2
 10/4 W CAL POLY SLO3-1
 10/6 W FRESNO STATE3-0
 10/9-10 at Stanford/Josten's Invite (1st)
 W Colorado State3-1
 W Stanford3-1
 10/14 W SANTA CLARA3-0
 10/16 L at Hawaii3-0
 10/17 W at Hawaii3-2
 10/20 W UC IRVINE3-1
 10/22 L at Pacific3-1
 10/24 W at Cal Poly SLO3-2
 10/25 L at UC Santa Barbara ...3-1
 10/31 W SAN DIEGO STATE ...3-1
 11/1 W CS FULLERTON3-0
 11/4 W at California3-0
 11/7 W at Long Beach State ...3-0
 11/8 W at UC Irvine3-0
 11/11 W NEVADA-RENO3-0
 11/13 W UC SANTA BARBARA ...3-1
 11/14 W at Fresno State3-0
 11/18 L PACIFIC3-1
 11/20-21 at PCAA Tournament (3rd)
 W Cal Poly SLO3-1
 L Hawaii3-1
 12/4 NCAA First Round
 W CAL POLY SLO3-1
 12/12 at NCAA Regionals
 L Hawaii3-2

1987 (21-10, 12-6)

9/11-12 at UC Davis/Western Invite (1st)
 W Puget Sound2-0
 W SW Missouri State ...2-0
 W Wisconsin2-0
 9/18 W FRESNO STATE3-0
 9/19 W SAN DIEGO STATE ...3-1
 9/22 W at USF3-1
 9/25 W at Cal Poly SLO3-2

9/26 W at UC Santa Barbara ...3-2
 9/29 W at Santa Clara3-1
 10/2 W at UC Irvine3-1
 10/3 L at Long Beach State ...3-0
 10/6 L STANFORD3-1
 10/7 W at Fresno State3-1
 10/13 W CAL POLY SLO3-0
 10/14 W at Sacramento State ...3-0
 10/17 W CS FULLERTON3-0
 10/20 L at Stanford3-1
 10/22 L at San Diego State ...3-0
 10/23 W at Cal State Fullerton ...3-1
 10/27 L at Pacific3-0
 10/30 L HAWAII3-2
 10/31 L HAWAII3-0
 11/3 W at California3-0
 11/6 W LONG BEACH STATE ...3-1
 11/7 W UC IRVINE3-0
 11/10 L PACIFIC3-1
 11/14 W UC SANTA BARBARA ...3-1
 11/20 L at Colorado State ...3-1
 11/21 W at Wyoming3-2
 12/3 NCAA First Round
 W IDAHO STATE3-0
 12/10 NCAA Regionals at Hawaii
 L Pacific3-0

1988 (21-14, 8-10)

9/1-3 at Utah/Lady Ute Invitational (1st)
 W Weber State3-1
 W Utah3-0
 W Texas Tech3-1
 W Southern Utah State ...3-0
 W Oregon State3-1
 W Oregon State3-0
 W Weber State3-1
 9/16 W at St. Mary's3-0
 9/20 W at USF3-0
 9/23 W FRESNO STATE3-2
 9/24 W TEXAS A&M3-0
 9/27 L STANFORD3-0
 9/30 W CAL POLY SLO3-2
 10/1 W UC SANTA BARBARA ...3-0
 10/4 W SANTA CLARA3-1
 10/7 W at UC Irvine3-1
 10/8 L at Long Beach State ...3-0
 10/11 L at California3-2
 10/15 L at Pacific3-0
 10/18 W at Fresno State3-0
 10/19 W NOTRE DAME3-2
 10/21 W CS FULLERTON3-1
 10/22 W SAN DIEGO STATE ...3-2

Year-By-Year Scores



10/25 L at Stanford3-1
 10/28 L at UC Santa Barbara ...3-1
 10/29 L at Cal Poly SLO3-1
 11/4 L UC IRVINE3-2
 11/5 L LONG BEACH STATE .3-2
 11/11 L at Hawaii3-0
 11/12 L at Hawaii3-0
 11/15 L PACIFIC3-0
 11/18 W at Cal State Fullerton ...3-1
 11/19 L at San Diego State3-1
 11/21 W CALIFORNIA3-0
 12/3 NCAA FIRST ROUND
 L SAN DIEGO STATE ..3-1

1989 (14-13, 7-11)

9/8-9 at Purdue Tournament (1st)
 W Colorado3-0
 L Penn State3-2
 W Purdue3-0
 9/19 W ST. MARY'S3-0
 9/22 L at Fresno State3-0
 9/24 W at Nevada-Reno3-0
 9/26 L at Pacific3-1
 9/29 L at UC Santa Barbara ...3-1
 9/30 W at Cal Poly SLO3-0
 10/6 W LONG BEACH STATE .3-1
 10/7 L UC IRVINE3-0
 10/10 W CALIFORNIA3-0
 10/14 W FRESNO STATE3-0
 10/17 at USF - cancelled, earthquake
 10/20 L at San Diego State3-0
 10/21 W at Cal State Fullerton ...3-0
 10/24 W STANFORD3-1
 10/27 W CAL POLY SLO3-1
 10/28 L UC SANTA BARBARA .3-1
 10/31 W at Santa Clara3-0
 11/3 L at Long Beach State ...3-0
 11/4 W at UC Irvine3-0
 11/10 L HAWAII3-1
 11/11 L HAWAII3-0
 11/14 L PACIFIC3-0
 11/17 W CS FULLERTON3-0
 11/18 L SAN DIEGO STATE ..3-2
 12/2 NCAA First Round at Pacific
 L Pacific3-0

1990 (21-8, 12-6)

8/31 W at California3-2
 9/12 W at St. Mary's3-1
 9/15 W TEXAS-ARLINGTON .3-0
 9/18 W at Pacific3-2

9/21 W USF3-0
 9/22 W FRESNO STATE3-0
 9/25 L UC SANTA BARBARA .3-2
 9/28 W UTAH STATE3-0
 9/29 W UTAH STATE3-0
 10/2 W SANTA CLARA3-0
 10/5 W at New Mexico3-2
 10/6 W at New Mexico State ...3-1
 10/8 W at Cal State Fullerton ...3-1
 10/12 W LONG BEACH STATE .3-2
 10/14 W UC IRVINE3-2
 10/19 W at Fresno State3-0
 10/23 L PACIFIC3-1
 10/25 L at Hawaii3-0
 10/26 L at Hawaii3-0
 10/27 W at Chaminade3-0
 10/31 W CAL POLY SLO3-0
 11/1 W NEW MEXICO STATE .3-0
 11/8 L at Long Beach State ...3-0
 11/9 W at UC Irvine3-0
 11/11 W OKLAHOMA3-0
 11/15 W CS FULLERTON3-0
 11/17 L at UC Santa Barbara ...3-0
 11/20 L at Stanford3-0
 12/1 at NCAA First Round
 L Long Beach State3-0

1991 (12-14, 7-11)

9/6-7 at California Tournament
 W California3-1
 W Oklahoma3-1
 9/14 L at USF3-2
 9/19 W CS FULLERTON3-1
 9/20 L UC SANTA BARBARA .3-1
 9/27 L at Pacific3-0
 9/28 L at Fresno State3-0
 9/30 W NEW MEXICO STATE .3-1
 10/3-4 at Stanford Tournament (3rd)
 L New Mexico3-0
 W Notre Dame3-2
 10/7 L HAWAII3-1
 10/8 L HAWAII3-0
 10/15 W at Santa Clara3-2
 10/18 L at Long Beach State ...3-0
 10/19 W at UC Irvine3-2
 10/25 L FRESNO STATE3-1
 10/26 L PACIFIC3-0
 10/29 L STANFORD3-0
 11/1 W at Utah State3-0
 11/2 W at Utah State3-0
 11/9 L at New Mexico State ...3-1
 11/14 W UC IRVINE3-0

11/16 L LONG BEACH STATE .3-1
 11/19 W ST. MARY'S3-1
 11/22 W at Cal State Fullerton ...3-2
 11/23 L UC Santa Barbara3-0

1992 (14-17, 9-9)

9/4-5 at Dan Gamel Invitational
 L Santa Clara3-0
 W Fresno State3-2
 L Pepperdine3-1
 L Arizona3-1
 9/11-12 at UCSB Invitational
 W Morehead State3-0
 W Loyola Marymount ...3-1
 L Colorado State3-1
 L UC Santa Barbara3-0
 9/17 L at Hawaii3-1
 9/19 L at Hawaii3-0
 9/26 W at New Mexico State ...3-1
 10/1 L LONG BEACH STATE .3-0
 10/3 W UC IRVINE3-0
 10/6 L at Cal Poly SLO3-1
 10/9 L CS NORTHBRIDGE3-0
 10/10 W NEW MEXICO STATE .3-1
 10/14 L PACIFIC3-1
 10/17 W NEVADA3-1
 10/20 W CALIFORNIA3-2
 10/23 L at UC Santa Barbara ...3-0
 10/24 W at Cal State Fullerton ...3-0
 10/30 L at UC Irvine3-2
 10/31 L at Long Beach State ...3-0
 11/5 W CS FULLERTON3-0
 11/7 L UC SANTA BARBARA .3-0
 11/10 W CAL POLY SLO3-0
 11/13 W at Nevada3-1
 11/14 L at Pacific3-0
 11/20 W UTAH STATE3-0
 11/21 W UTAH STATE3-1
 11/24 L at Stanford3-0

1993 (16-13, 9-9)

9/3-4 at Dan Gamel Invitational (1st)
 W Texas A&M3-2
 W Fresno State3-0
 W Cal State Fullerton ...3-0
 W Cal Poly SLO3-0
 9/10-11 at UCSB Invitational
 L Santa Clara3-0
 L USC3-0
 L Fresno State3-2
 9/14 W HAWAII3-2



Year-By-Year Scores

9/15 L HAWAII3-1
 9/17 L at Utah State3-2
 9/18 W at Utah State3-0
 9/25 W NEW MEXICO STATE .3-0
 9/28 L at Stanford3-0
 10/1 L at Long Beach State ...3-0
 10/2 L at UC Irvine3-1
 10/7 L UC SANTA BARBARA .3-0
 10/9 W CS FULLERTON3-0
 10/15 L at Pacific3-0
 10/16 W at Nevada3-0
 10/23 W at New Mexico State ...3-0
 10/28 W UC IRVINE3-0
 10/31 L LONG BEACH STATE .3-0
 11/2 W CAL POLY SLO3-1
 11/6 L at UC Santa Barbara ...3-1
 11/10 W at USF3-2
 11/15 L PACIFIC3-0
 11/19 W at Cal State Fullerton ..3-0
 11/20 W at Cal State Northridge .3-0
 11/23 W NEVADA3-1

1994 (23-13, 10-8)

9/2-3 at Pacific Tournament
 9/2 W Pepperdine3-1
 9/3 L Arizona3-0
 9/9 at Utah Classic
 9/9 W Montana State3-0
 9/9 L Utah3-2
 9/10 W at BYU3-2
 9/13 L at Pacific3-0
 9/20 W at Santa Clara3-0
 9/23 W UTAH STATE3-0
 9/24 W UTAH STATE3-0
 9/29 W at New Mexico State ...3-0
 10/1 W at Nevada3-0
 10/7 W CS FULLERTON3-0
 10/8 L UC SANTA BARBARA .3-0
 10/14 W at UC Irvine3-0
 10/15 L at Long Beach State ...3-1
 10/21 L at Hawaii3-1
 10/22 L at Hawaii3-0
 10/28 W NEVADA3-0
 10/29 L NEW MEXICO STATE .3-0
 11/1 L at California3-2
 11/4 L at UC Santa Barbara ...3-1
 11/5 W at Cal State Fullerton ..3-0
 11/8 W at Saint Mary's3-0
 11/11 L LONG BEACH STATE .3-1
 11/12 W UC IRVINE3-0
 11/16 W USF3-0
 11/18 W SACRAMENTO STATE .3-1

11/19 W PACIFIC3-0
 11/26 W at Cal Poly SLO3-0
 at National Invitational
 Volleyball Championships (2nd)
 12/2 W American3-1
 12/2 W Illinois State3-0
 12/3 W Missouri3-1
 12/3 W South Florida3-1
 12/4 W San Diego - Semifinals .3-2
 12/4 L Cal St. Northridge-
 Championships3-1

1995 (14-17, 6-12)

9/1-2 at USF PowerBar Collegiate Invite (1st)
 W Cal State Northridge ...3-1
 W Idaho3-0
 W Eastern Michigan3-0
 W San Francisco3-2
 9/8-9 at UCSB Paul Mitchell Collegiate Classic
 W Hofstra3-0
 L Michigan State3-0
 L Southern Florida3-2
 W Massachusetts3-2
 9/14 L HAWAII3-1
 9/19 L CALIFORNIA3-2
 9/22 W at Utah State3-0
 9/23 W at Utah State3-0
 9/29 L NEW MEXICO STATE .3-1
 9/30 L NEVADA3-1
 10/4 L HAWAII3-0
 10/6 W at Cal State Fullerton ..3-1
 10/7 L at UC Santa Barbara ...3-0
 10/13 W UC IRVINE3-1
 10/14 L LONG BEACH STATE .3-2
 10/17 W PACIFIC3-1
 10/20 W CAL POLY SLO3-0
 10/21 W CS NORTHRIDGE3-1
 10/26 W at Nevada3-0
 10/28 L at New Mexico State ...3-0
 10/31 L at Cal State Sacramento .3-0
 11/3 L UC SANTA BARBARA .3-1
 11/4 L CS FULLERTON3-1
 11/10 L at Long Beach State ...3-0
 11/11 L at UC Irvine3-1
 11/14 L SANTA CLARA3-0
 11/18 L at Pacific3-1

1996 (10-20, 5-11)

8/30-31 at UOP/NIKE Tournament
 8/30 L Sacramento State3-0
 8/31 L Pacific3-0

8/31 L Oklahoma3-0
 9/6-7 at PowerBar Invitational
 9/6 W Tennessee3-2
 9/6 W Hofstra3-1
 9/7 W Creighton3-1
 9/7 L Cal Poly SLO3-1
 9/12 W PROVIDENCE3-1
 9/13-14 at Oak Tree Mazda Challenge
 9/13 L USC3-0
 9/14 L Santa Clara3-0
 9/21 L at Hawaii3-0
 9/27 L TEXAS-EL PASO3-1
 9/28 L NEW MEXICO3-1
 10/4 L Wyoming3-0
 10/5 L Colorado State3-0
 10/11 W UNLV3-1
 10/12 W AIR FORCE3-0
 10/17 L at Texas-El Paso3-1
 10/19 L FRESNO STATE3-0
 10/25 L at San Diego State3-1
 10/29 W at Saint Mary's3-0
 11/1 L COLORADO STATE ...3-1
 11/2 W WYOMING3-2
 11/7 W at Air Force3-0
 11/9 W at UNLV3-0
 11/12 L SAINT MARY'S3-1
 11/14 L at Fresno State3-1
 11/22 L HAWAII3-0
 11/23 L SAN DIEGO STATE ...3-1
 11/26 at WAC Tournament, Las Vegas, Nev.
 L Fresno State3-0

1997 (17-14, 7-7)

9/2 L at San Diego State3-2
 9/5-6 at PowerBar Invitational
 9/5 W St. John's3-1
 9/6 W Morgan State3-0
 9/6 L Wisc.-Milwaukee3-0
 9/12-13 at Portland Invitational
 9/12 L Portland3-1
 9/13 W Nevada3-0
 9/13 W Ala.-Birmingham3-0
 9/19-20 at USF-St. Mary's Invite
 9/19 W Yale3-0
 9/20 L Boise State3-1
 9/20 W GONZAGA3-0
 9/26 L at Hawai'i3-0
 10/3 W TCU3-1
 10/4 W SMU3-2
 10/7 L at Santa Clara3-0
 10/9 W at Rice3-0
 10/11 W at Tulsa3-1

Year-By-Year Scores



10/14	W	at Saint Mary's	3-0
10/16	L	at Fresno State	3-0
10/18	L	COLORADO STATE	3-0
10/23	L	SAN DIEGO STATE	3-1
10/25	L	HAWAI'I	3-1
10/31	W	at SMU	3-1
11/1	L	at TCU	3-2
11/4	W	SAINT MARY'S	3-1
11/6	W	TULSA	3-0
11/8	W	RICE	3-2
11/13	L	FRESNO STATE	3-1
11/19	W	USF	3-0
11/22	L	at Colorado State	3-0
11/24-25		at WAC Tournament, Las Vegas, Nev.	
11/24	W	New Mexico	3-0
11/25	L	BYU	3-0

1998 (21-12, 7-7)

9/1	W	SANTA CLARA	3-1
9/4-5		Danka Invitational	
9/4	W	Houston	3-0
9/5	L	Nevada	3-1
9/5	W	Texas-San Antonio	3-1
9/11-12		Holiday Inn Classic (Bozeman, Mont.)	
9/11	W	Sam Houston State	3-1
9/12	W	Syracuse	3-0
9/12	L	Montana State	3-2
9/16	W	at USF	3-1
9/18-19		SJSU-SMC TOURNAMENT	
9/18	W	UC IRVINE	3-0
9/18	L	CAL POLY	3-1
9/19	W	CS FULLERTON	3-1
9/23	W	USF	3-0
9/26	W	YALE	3-2
10/3	W	FRESNO STATE	3-0
10/7	W	Saint Mary's	3-0
10/9	W	at UTEP	3-0
10/10	W	at New Mexico	3-1
10/16	L	BYU	3-0
10/17	L	UTAH	3-0
10/22	L	at Hawai'i	3-0
10/25	W	at San Diego State	3-1
10/28	W	SAINT MARY'S	3-1
10/30	W	at Fresno State	3-1
11/6	L	NEW MEXICO	3-2
11/7	W	UTEP	3-0
11/13	L	at Utah	3-0
11/14	L	at BYU	3-0
11/20	L	HAWAI'I	3-0
11/21	W	SAN DIEGO STATE	3-0

11/24-27		WAC Tournament Las Vegas, Nev.	
11/24	W	SMU	3-0
11/25	W	Colorado State	3-2
11/27	L	Hawai'i (semifinals)	3-0
12/4		NCAA Tournament (Champaign, Ill.)	
12/4	L	Colorado	3-0

1999 (25-6, 11-3)

9/1	W	at Santa Clara	3-0
9/3-4		Washington State Tournament	
9/3	W	Boise State	3-1
9/3	W	Gonzaga	3-0
9/4	W	Creighton	3-1
9/4	L	Washington State	3-1
9/10-11		San Diego Tournament	
9/10	W	Portland State	3-0
9/11	W	Utah State	3-0
9/11	W	San Diego	3-1
9/17-18		Northwestern Tournament	
9/17	W	Northwestern	3-0
9/17	W	Oklahoma	3-0
9/18	W	LSU	3-2
9/18	W	West Virginia	3-0
9/24	W	SAINT MARY'S	3-0
9/25	W	at San Francisco	3-1
10/2	W	*at UTEP	3-1
10/5	W	SAN FRANCISCO	3-0
10/9	W	*FRESNO STATE	3-0
10/15	W	*TULSA	3-0
10/16	W	*RICE	3-0
10/19	L	CALIFORNIA	3-0
10/22	W	*at TCU	3-0
10/23	L	*at SMU	3-2
10/29	L	*HAWAII	3-1
10/30	W	*UTEP	3-0
11/5	W	*at Fresno State	3-2
11/11	W	*at Rice	3-0
11/13	W	*at Tulsa	3-0
11/16	L	*at Saint Mary's	3-0
11/19	W	*SMU	3-1
11/20	W	*TCU	3-0
11/23	L	*at Hawaii	3-1

2000 (22-10, 13-3)

9/1-2		Phoenix Airport Hilton Challenge	
9/1	W	Arizona State	3-2
9/1	L	Loyola Marymount	3-1
9/2	L	Cal Poly	3-0
9/8-9		Gameworks/UNLV Tournament	

9/8	W	Alabama	3-1
9/8	W	Boise State	3-1
9/9	W	Idaho State	3-0
9/9	W	UNLV	3-0
9/12	W	SAINT MARY'S	3-1
9/15-16		Portland Mikasa Tournament	
9/15	W	Eastern Michigan	3-0
9/16	W	Alabama-Birmingham	3-0
9/16	W	Portland	3-0
9/19	L	at California	3-2
9/26	L	at Sacramento State	3-0
9/29	W	NEVADA	3-2
9/30	L	HAWAI'I	3-0
10/6	W	at Rice	3-2
10/7	W	at UTEP	3-1
10/11	W	at Fresno State	3-1
10/14	W	TULSA	3-0
10/20	W	SMU	3-0
10/21	W	TCU	3-1
10/28	W	FRESNO STATE	3-0
11/2	L	at Hawaii	3-0
11/4	W	at Nevada	3-1
11/10	L	UTEP	3-2
11/11	W	RICE	3-0
11/18	W	at Tulsa	3-0
11/20	W	at TCU	3-0
11/21	W	at SMU	3-0
11/24-25		at Community Bankers Classic	
11/24	L	Pacific	3-1
11/25	L	Arizona	3-0
11/30		NCAA Tournament (San Jose, Calif.) L Long Beach State	3-1

2001 (25-8, 9-4)

8/31-9/1		Oregon State Showcase	
8/31	W	Oregon State	3-1
9/1	W	Sacramento State	3-2
9/1	W	Southern Illinois	3-0
9/4	L	SANTA CLARA	3-0
9/7-8		San Diego Invitational	
9/7	L	Minnesota	3-1
9/7	W	San Diego	3-0
9/8	W	Seton Hall	3-0
9/8	W	Brown	3-0
9/10	W	TENNESSEE	3-1
9/19	W	at USF	3-1
9/21	W	BOISE STATE	3-0
9/27	W	UTEP	3-2
9/29	W	TULSA	3-0
10/5	L	at SMU	3-2
10/6	W	at Rice	3-1
10/9	W	at Saint Mary's	3-1



Year-By-Year Scores

10/11 W LOUISIANA TECH ...3-0
 10/13 W NEVADA ...3-0
 10/16 W CALIFORNIA ...3-0
 10/18 L HAWAII ...3-2
 10/23 W USF ...3-0
 10/27 W at Fresno State ...3-2
 11/1 L at Nevada ...3-1
 11/3 W FRESNO STATE ...3-1
 11/8 L at Hawaii ...3-0
 11/10 W at Boise State ...3-0
 11/16-18WAC Tournament, San Jose, Calif.
 11/16 W SMU ...3-0
 11/17 W Nevada ...3-0
 11/18 L Hawaii ...3-0
 11/23 W AUBURN ...3-0
 11/24 W IDAHO ...3-1
 11/30-12/12 NCAA Tournament,
 Stanford, Calif.
 11/30 W Santa Clara ...3-2
 12/1 L Stanford ...3-0

2002 (15-17, 7-6)

8/30-31 Golden Bear Invitational
 8/30 W Northern Arizona ...3-1
 8/30 W Tennessee-Martin ...3-1
 8/31 L California ...3-0
 9/6-7 Stanford Invitational
 9/6 L Stanford ...3-1
 9/7 L Utah ...3-0
 9/7 W Cal Poly ...3-1
 9/13-14 TCU Invitational
 9/13 W TCU ...3-0
 9/14 L Miami (Ohio) ...3-2
 9/14 W Stephen F. Austin ...3-1
 9/17 L SACRAMENTO STATE 3-1
 9/18 L at USF ...3-1
 9/27 L SAINT MARY'S ...3-2
 9/28 L at Santa Clara ...3-2
 10/3 L at UTEP ...3-1
 10/5 W at Tulsa ...3-0
 10/8 W at Saint Mary's ...3-2
 10/11 W SMU ...3-1
 10/12 W RICE ...3-2
 10/17 W at Louisiana Tech ...3-1
 10/19 L at Nevada ...3-1
 10/24 L at Hawai'i ...3-0
 10/26 W at Boise State ...3-0
 11/2 L FRESNO STATE ...3-2
 11/3 W NEVADA ...3-1
 11/8 L at Fresno State ...3-0
 11/14 W BOISE STATE ...3-0
 11/16 L HAWAI'I ...3-0
 11/22-23 WAC Tournament, Reno, Nev.

11/22 W Rice ...3-2
 11/23 L Hawai'i ...3-0
 11/29-30 Baden Thanksgiving Tourney
 11/29 L UC Irvine ...3-1
 11/30 W Texas-Pan American ...3-0
 11/30 L Long Beach State ...3-0

2003 (10-20, 6-7)

8/30 L SANTA CLARA ...3-1
 9/2 L SAN FRANCISCO ...3-0
 9/5-6 Cowgirl Classic
 9/5 L Weber State ...3-2
 9/6 L Wyoming ...3-1
 9/6 W Sam Houston State ...3-0
 9/12-13 SJSU/Crowne Plaza Invitational
 9/12 L DUQUESNE ...3-2
 9/12 L CS NORTHRIDGE ...3-0
 9/13 W DUQUESNE ...3-0
 9/18 L at Portland ...3-1
 9/20 L at Portland ...3-0
 9/23 L SAINT MARY'S ...3-0
 9/26 L *HAWAI'I ...3-0
 10/2 W *NEVADA ...3-2
 10/4 L *FRESNO STATE ...3-1
 10/9 W *at UTEP ...3-0
 10/11 W *at Boise State ...3-1
 10/15 L *SMU ...3-1
 10/18 W *LOUISIANA TECH ...3-0
 10/23 W *at Tulsa ...3-1
 10/25 L *at Rice ...3-1
 10/28 L at Saint Mary's ...3-0
 11/1 W *BOISE STATE ...3-0
 11/6 L *at Fresno State ...3-1
 11/8 L *at Nevada ...3-1
 11/15 L *at Hawai'i ...3-0
 11/21-23WAC Tournament, Reno, Nev.
 11/21 W Fresno State ...3-2
 11/22 W SMU ...3-1
 11/23 L Hawai'i ...3-0
 11/28-29Baden Thanksgiving Tournament
 11/28 L UC Irvine ...3-1
 11/29 L Georgia Tech ...3-0

2004 (15-13, 5-8)

9/1 W at San Francisco ...3-2
 9/3-4 UNLV Classic
 9/3 W UNLV ...3-0
 9/4 W Washington State ...3-2
 9/10-11 Four Points Titan Classic
 9/10 W Idaho State ...3-2
 9/11 L CS Fullerton ...3-0
 9/11 W Providence ...3-0
 9/14 L at Saint Mary's ...3-1

9/17-18 Sacramento State Invitational
 9/17 W Seton Hall ...3-0
 9/17 W Oregon ...3-1
 9/18 L Sacramento State ...3-0
 9/18 W Charlotte ...3-0
 9/22 W UC DAVIS ...3-0
 9/24 L SANTA CLARA ...3-1
 9/30 L at Nevada ...3-0
 10/2 L at Fresno State ...3-0
 10/7 W UTEP ...3-0
 10/10 W BOISE STATE ...3-2
 10/14 W at SMU ...3-0
 10/16 W at Louisiana Tech ...3-2
 10/20 W TULSA ...3-2
 10/23 L RICE ...3-2
 10/27 L HAWAII ...3-1
 10/30 L at Boise State ...3-2
 11/3 L FRESNO STATE ...3-1
 11/6 L NEVADA ...3-0
 11/12 L at Hawaii ...3-0
 11/19WAC Tournament, Reno, Nev.
 11/19 L Nevada ...3-0
 11/26 W Cal Poly ...3-0

2005 (12-17, 7-9)

8/26 W at UC Davis ...3-1
 9/2-3 Falcon Invitational
 9/2 W Weber State ...3-2
 9/2 L Wisconsin ...3-0
 9/3 W Air Force ...3-1
 9/6 L at San Francisco ...3-2
 9/9-10 Cal Poly/Best Western
 Royal Oak Invitational
 9/9 W Loyola ...3-0
 9/10 W Portland ...3-2
 9/10 L Cal Poly ...3-1
 9/16-17 Hawthorne Suites
 Fullerton Classic
 9/16 L CS Fullerton ...3-1
 9/17 L UC Riverside ...3-0
 9/17 L Loyola Marymount ...3-2
 9/22 W IDAHO ...3-2
 9/24 W BOISE STATE ...3-0
 9/27 L at Santa Clara ...3-0
 10/6 L at Nevada ...3-0
 10/8 L at Utah State ...3-1
 10/13 W LOUISIANA TECH ...3-0
 10/15 L NEW MEXICO STATE 3-0
 10/20 W NEVADA ...3-2
 10/22 L at Hawaii ...3-0
 10/27 W at Fresno State ...3-1
 10/29 L UTAH STATE ...3-1
 11/3 W at Louisiana Tech ...3-0

Year-By-Year Scores



11/5 L at New Mexico State . . . 3-1
 11/10 L FRESNO STATE 3-2
 11/12 L HAWAII 3-0
 11/17 W at Boise State 3-1
 11/19 L at Idaho 3-2
 11/24 WAC Tournament, Reno, Nev.
 11/24 L New Mexico State 3-1

2006 (19-12, 9-7)

8/25-26 Hilton Garden Inn/NAU Invite
 8/25 W Fordham 3-0
 8/26 W Central Arkansas 3-0
 8/26 W Northern Arizona 3-1
 9/1-2 USF Powerade/Asics Classic
 9/1 L San Francisco 3-2
 9/2 L UC Santa Barbara 3-2
 9/6 W UC DAVIS 3-0
 9/8-9 New Hampshire Tournament
 9/8 W Texas-San Antonio 3-1
 9/9 W New Hampshire 3-0
 9/9 W Brown 3-0
 9/12 L SANTA CLARA 3-2
 9/15-16 SJSU HYATT INVITATIONAL
 9/15 W Utah Valley State 3-0
 9/16 W Harvard 3-0
 9/16 L CS Northridge 3-2
 9/21 L at Nevada 3-1
 9/23 L at Utah State 3-1
 9/30 L HAWAII 3-0
 10/5 W at Boise State 3-0
 10/7 L at Idaho 3-1
 10/12 W NEVADA 3-0
 10/14 W UTAH STATE 3-2
 10/19 W LOUISIANA TECH 3-0
 10/21 L NEW MEXICO STATE 3-0
 10/25 W at Fresno State 3-2
 10/29 L at Hawaii 3-1
 11/2 W FRESNO STATE 3-0
 11/9 W BOISE STATE 3-0
 11/11 W IDAHO 3-0
 11/16 W at Louisiana Tech 3-0
 11/18 L at New Mexico State 3-0
 11/22-23 WAC Tournament, Reno, Nev.
 11/22 W Nevada 3-1
 11/23 L Hawaii 3-0

2007 (14-15, 7-9)

8/24-25 MCM Elegante Lobo Classic
 8/24 W Grambling State 3-0
 8/25 W Florida Atlantic 3-1
 8/25 L New Mexico 3-2
 8/31-9/1 ASU/Bancorp South Classic
 8/31 W Northwestern State 3-0

9/1 W Murray State 3-1
 9/1 L Arkansas State 3-1
 9/7-8 UVU/La Quinta
 Inn & Suites Invitational
 9/7 W Arizona State 3-1
 9/8 L Utah Valley 3-2
 9/8 W Weber State 3-1
 9/12 L SAN FRANCISCO 3-2
 9/15 L at Utah State 3-1
 9/21 L at Santa Clara 3-0
 9/24 L HAWAII 3-0
 9/27 L UTAH STATE 3-0
 9/29 L NEVADA 3-0
 10/4 W LOUISIANA TECH 3-0
 10/6 L NEW MEXICO STATE 3-0
 10/11 L at Idaho 3-2
 10/13 W at Boise State 3-0
 10/18 W at Louisiana Tech 3-0
 10/20 L at New Mexico State 3-0
 10/22 W FRESNO STATE 3-0
 10/25 W BOISE STATE 3-2
 10/27 W IDAHO 3-2
 11/1 W at Fresno State 3-1
 11/3 L at Nevada 3-2
 11/8 L at Hawaii 3-0
 11/15-16 WAC Tournament,
 Las Cruces, N.M.
 11/15 W Utah State 3-2
 11/16 L New Mexico State 3-0

2008 (13-18, 7-9)

8/29-30 Sheraton Four Points
 Wildcat Classic
 8/29 W Gardner-Webb 3-0
 8/29 L Arizona 3-0
 8/30 L Weber State 3-2
 9/1 L ST. JOHN'S 3-1
 9/5-6 Sacramento State Invitational
 9/5 L Saint Mary's 3-1
 9/6 W Sacramento State 3-1
 9/6 L Cal State Northridge 3-2
 9/12-13 Four Points Sheraton LAX/
 LMU Volleyball Classic
 9/12 W UC Irvine 3-1
 9/13 L Loyola Marymount 3-1
 9/13 W Pittsburgh 3-0
 9/18 L BOISE STATE 3-0
 9/20 L UTAH STATE 3-2
 9/25 W at Nevada 3-2
 9/27 W at Fresno State 3-0
 9/29 L HAWAII 3-0
 10/2 L NEW MEXICO STATE 3-0
 10/4 W LOUISIANA TECH 3-0

10/9 W at Boise State 3-0
 10/11 L at Idaho 3-1
 10/18 W CSU BAKERSFIELD 3-1
 10/21 L SANTA CLARA 3-1
 10/24 L at Hawaii 3-0
 10/30 W FRESNO STATE 3-0
 11/1 L IDAHO 3-1
 11/6 L at Utah State 3-1
 11/8 W NEVADA 3-1
 11/13 W at Louisiana Tech 3-2
 11/15 L at New Mexico State 3-0
 11/20-21 WAC Tournament,
 Honolulu, Hawaii
 11/20 W Utah State 3-2
 11/21 L New Mexico State 3-0
 11/25 L at San Francisco 3-0

2009 (1-27, 1-15)

8/28-29 The Invitational at Seattle
 8/28 L Washington 3-0
 8/29 L San Diego State 3-1
 8/29 L Seattle 3-1
 9/4-5 31st Annual Bank of Stockton Classic
 9/4 L Pacific 3-0
 9/5 L Stanford 3-0
 9/9 L at Saint Mary's 3-0
 9/11-12 Molten/Hilton Garden Inn Classic
 9/11 L Eastern Washington 3-1
 9/12 L California 3-1
 9/18-19 USD Invitational
 9/18 L UC Irvine 3-0
 9/19 L San Diego 3-0
 9/24 L IDAHO 3-1
 9/26 L BOISE STATE 3-2
 10/1 L at Utah State 3-0
 10/9 L at Hawaii 3-0
 10/13 L SACRAMENTO STATE 3-2
 10/15 L NEW MEXICO STATE 3-1
 10/17 W LOUISIANA TECH 3-2
 10/22 L at Louisiana Tech 3-1
 10/24 L at New Mexico State 3-1
 10/29 L at Nevada 3-0
 10/31 L at Fresno State 3-1
 11/2 L HAWAII 3-0
 11/5 L UTAH STATE 3-1
 11/7 L NEVADA 3-0
 11/12 L at Idaho 3-0
 11/14 L at Boise State 3-1
 11/19 L FRESNO STATE 3-0
 11/21 L at CSU Bakersfield 3-0



2006 SAN JOSE STATE VOLLEYBALL ROSTER

<u>NO</u>	<u>NAME</u>	<u>POS</u>	<u>HT</u>	<u>YR</u>	<u>HOMETOWN/LAST SCHOOL</u>
1	Courtney Lorusso	OH	6-1	FR	Glendora, Calif./Glendora HS
2	Niki Clement	MB/OH	5-8	SO	Long Beach, Calif./Long Beach Poly HS
3	Kristal Tsukano	DS/L	5-3	FR	Honolulu, Hawaii/Kamehameha HS
4	Kelly Crow	OH	5-10	SO	Alamo, Calif./UC Riverside
6	Brittany Collet	S	5-10	SO	Newbury Park, Calif./Newbury Park HS
7	Sarah Christensen	OH	5-9	SR	Santa Cruz, Calif./Harbor HS
9	Jessie Shull	L	5-4	SR	Downey, Calif./Warren HS
10	Thao Pham	DS	5-3	SO	San Jose, Calif./Piedmont Hills HS
11	Kristina Conrad	S	5-10	SR	Morgan Hill, Calif./Live Oak HS
12	Amber Biddle	MB/RS	6-4	SO	Dalton Gardens, Idaho/Coeur d'Alene HS
17	Dyana Thompson	MB	5-10	SR	Simi Valley, Calif./Royal HS
20	Nia Freeman	OH/RS	5-8	JR	Sacramento, Calif./Christian Brothers HS
21	Jennifer Senftleben	OH	6-1	JR	Canyon Lake, Calif./Temescal Canyon HS
22	Keri Anglin	OH/MB	6-1	JR	Winters, Calif./Sacramento City College
36	Colleen Burke	MB	5-10	SO	Huntington Beach, Calif./Edison HS

HEAD COACH: Craig Choate (Brigham Young, 1978; 14th season)

ASSISTANT COACH: Jeanine Haldi (San Jose State, 2002; 1st season)

ASSISTANT COACH: Jeremy Penaflor (San Jose State; 1st season)

2006 Final Statistics



Player	MP	G	K	K/G	E	TA	Pct	A	SA	SE	RE	DIG	D/G	BS	BA	TB	B/G	BE	BHE	PTS
Colleen Burke	31	112	332	2.96	85	736	.336	13	20	9	1	68	0.61	2	85	87	0.78	1	3	396.5
WAC Stats	16	56	161	2.88	42	359	.331	6	8	6	1	30	0.54	0	43	43	0.77	0	2	190.5
Dyana Thompson	13	30	36	1.20	12	77	.312	0	0	0	0	3	0.10	0	19	19	0.63	2	1	45.5
WAC Stats	7	22	32	1.45	10	63	.349	0	0	0	0	3	0.14	0	12	12	0.55	2	1	38.0
Kristal Tsukano	31	111	4	0.04	0	13	.308	12	22	25	15	242	2.18	0	0	0	0.00	0	3	26.0
WAC Stats	16	55	1	0.02	0	6	.167	8	8	10	10	125	2.27	0	0	0	0.00	0	2	9.0
Niki Clement	31	110	400	3.64	153	1004	.246	1	0	3	3	45	0.41	8	89	97	0.88	7	1	452.5
WAC Stats	16	56	226	4.04	97	606	.213	0	0	1	1	23	0.41	4	39	43	0.77	2	1	249.5
Courtney Lorusso	8	27	89	3.30	35	248	.218	3	0	0	2	15	0.56	0	11	11	0.41	3	0	94.5
Kristina Conrad	30	106	24	0.23	7	81	.210	1259	27	11	1	223	2.10	4	46	50	0.47	4	36	78.0
WAC Stats	16	55	14	0.25	3	38	.289	672	17	8	0	122	2.22	2	23	25	0.45	3	20	44.5
Sarah Christensen	30	104	173	1.66	70	510	.202	29	20	23	35	211	2.03	1	55	56	0.54	2	4	221.5
WAC Stats	15	50	96	1.92	46	271	.185	17	7	9	22	106	2.12	0	24	24	0.48	2	4	115.0
Keri Anglin	27	76	160	2.11	64	503	.191	4	2	3	5	60	0.79	7	31	38	0.50	2	3	184.5
WAC Stats	15	43	80	1.86	32	228	.211	2	1	2	2	26	0.60	6	23	29	0.67	1	2	98.5
Jennifer Senfleben	31	112	454	4.05	211	1398	.174	6	28	22	12	164	1.46	9	40	49	0.44	6	2	511.0
WAC Stats	16	56	232	4.14	107	718	.174	3	10	9	3	59	1.05	7	27	34	0.61	2	0	262.5
Amber Biddle	4	11	10	0.91	8	42	.048	0	0	0	0	2	0.18	0	9	9	0.82	0	1	14.5
WAC Stats	1	3	2	0.67	3	11	-.091	0	0	0	0	0	0.00	0	3	3	1.00	0	1	3.5
Jessie Shull	31	112	3	0.03	3	17	.000	89	39	18	28	676	6.04	0	0	0	0.00	0	6	42.0
WAC Stats	16	56	3	0.05	0	7	.429	35	17	10	14	324	5.79	0	0	0	0.00	0	3	20.0
Kelly Crow	12	37	6	0.16	6	32	.000	0	1	0	7	57	1.54	0	1	1	0.03	0	2	7.5
WAC Stats	10	31	6	0.19	6	32	.000	0	1	0	7	50	1.61	0	1	1	0.03	0	2	7.5
Brittany Collet	12	19	2	0.11	3	14	-.071	116	4	1	0	29	1.53	0	5	5	0.26	0	8	8.5
WAC Stats	5	7	0	0.00	1	3	-.333	30	3	0	0	10	1.43	0	1	1	0.14	0	5	3.5
Thao Pham	22	59	0	0.00	3	5	-.600	2	12	3	16	95	1.61	0	0	0	0.00	0	0	12.0
WAC Stats	15	42	0	0.00	3	5	-.600	2	6	1	13	68	1.62	0	0	0	0.00	0	0	6.0
SAN JOSE STATE	31	112	1693	15.12	660	4680	.221	1534	175	118	136	1890	16.88	31	391	226.5	2.02	27	70	2094.5
WAC Stats	16	56	853	15.23	350	2347	.214	775	78	55	77	946	16.89	19	196	117.0	2.09	12	43	1048.0
Opponents	31	112	1786	15.95	789	4859	.205	1686	137	261	175	1930	17.23	48	547	321.5	2.87	69	84	2244.5
WAC Stats	16	56	892	15.93	381	2421	.211	841	77	132	78	929	16.59	29	300	179.0	3.20	36	50	1148.0



2006 Results

Date	Opponent	Score	Score-by-game	Overall Record	Conf. Record	Time	Attend
! Aug 25, 2006	vs Fordham	W 3-0	30-27,30-23,30-27	1-0	0-0	1:33	110
! Aug 26, 2006	vs Central Arkansas	W 3-0	30-17,30-14,33-31	2-0	0-0	1:30	166
! Aug 26, 2006	at Northern Arizona	W 3-1	30-24,27-30,30-27,30-26	3-0	0-0	2:10	328
# Sep 01, 2006	at San Francisco	2-3 L	27-30,31-29,30-24,22-30,11-15	3-1	0-0	2:31	423
# Sep 02, 2006	vs UC Santa Barbara	2-3 L	27-30,33-31,30-24,27-30,11-15	3-2	0-0	2:43	103
Sep 06, 2006	UC DAVIS	W 3-0	32-30,30-26,30-18	4-2	0-0	1:37	307
\$ Sep 08, 2006	vs Texas-San Antonio	W 3-1	30-21,30-25,28-30,30-27	5-2	0-0	2:05	
\$ Sep 09, 2006	at New Hampshire	W 3-0	30-18,30-20,30-19	6-2	0-0	1:25	102
\$ Sep 09, 2006	vs Brown	W 3-0	30-12,30-18,30-18	7-2	0-0	1:10	
Sep 12, 2006	#8 SANTA CLARA	2-3 L	30-28,30-28,27-30,19-30,6-15	7-3	0-0	2:21	663
% Sep 15, 2006	UTAH VALLEY STATE	W 3-0	30-27,30-17,30-25	8-3	0-0	1:22	278
% Sep 16, 2006	HARVARD	W 3-0	30-16,30-18,30-19	9-3	0-0	1:21	128
% Sep 16, 2006	CS NORTHRIDGE	2-3 L	30-27,30-25,28-30,31-33,8-15	9-4	0-0	2:24	215
* Sep 21, 2006	at Nevada	1-3 L	27-30,30-20,26-30,25-30	9-5	0-1	2:03	350
* Sep 23, 2006	at Utah State	1-3 L	28-30,30-19,28-30,25-30	9-6	0-2	1:54	331
* Sep 30, 2006	#15 HAWAII	0-3 L	20-30,25-30,29-31	9-7	0-3	1:35	1081
* Oct 05, 2006	at Boise State	W 3-0	30-22,30-23,30-24	10-7	1-3	1:31	641
* Oct 07, 2006	at Idaho	1-3 L	30-22,33-35,27-30,17-30	10-8	1-4	2:00	917
* Oct 12, 2006	NEVADA	W 3-0	30-21,30-24,30-25	11-8	2-4	1:27	309
* Oct 14, 2006	UTAH STATE	W 3-2	25-30,30-26,28-30,30-18,15-8	12-8	3-4	2:15	419
* Oct 19, 2006	LOUISIANA TECH	W 3-0	30-16,30-16,30-20	13-8	4-4	1:18	416
* Oct 21, 2006	#22 NEW MEXICO ST.	0-3 L	16-30,31-33,23-30	13-9	4-5	1:25	222
* Oct 25, 2006	at Fresno State	W 3-2	30-28,30-23,16-30,25-30,15-13	14-9	5-5	2:27	987
* Oct 29, 2006	at #15 Hawaii	1-3 L	33-31,27-30,18-30,24-30	14-10	5-6	2:10	6476
* Nov 02, 2006	FRESNO STATE	W 3-0	30-26,30-17,30-18	15-10	6-6	1:25	413
* Nov 09, 2006	BOISE STATE	W 3-0	30-23,32-30,30-22	16-10	7-6	1:33	255
* Nov 11, 2006	IDAHO	W 3-0	30-24,30-24,30-22	17-10	8-6	1:30	315
* Nov 16, 2006	at Louisiana Tech	W 3-0	30-22,30-17,30-24	18-10	9-6	1:25	140
* Nov 18, 2006	at #21 New Mexico State	0-3 L	30-32,22-30,17-30	18-11	9-7	1:35	3397
& Nov 22, 2006	at Nevada	W 3-1	25-30,30-27,30-18,30-28	19-11	9-7	2:05	523
& Nov 23, 2006	vs #12 Hawaii	0-3 L	26-30,27-30,24-30	19-12	9-7	1:49	824

! = Hilton Garden Inn/NAU Invitational (1st place)

= USF Powerade/Asics Classic

\$ = New Hampshire Tournament (1st place)

% = SJSU Hyatt Invitational

* = WAC Match

& = WAC Tournament

TEAM RECORD	W-L	ATTEND	Dates	Total	Average
Overall:	19-12	Total:	31	20839	672
Conference:	9-7	Home:	13	5021	386
Home:	9-4	Away:	12	14615	1218
Away:	6-6	Neutral:	6	1203	200
Neutral:	4-2				
3 games:	14-4				
4 games:	3-4				
5 games:	2-4				



2005 SAN JOSE STATE VOLLEYBALL ROSTER

<u>NO</u>	<u>NAME</u>	<u>POS</u>	<u>HT</u>	<u>YR</u>	<u>HOMETOWN/LAST SCHOOL</u>
1	Courtney Lorusso	OH	6-1	FR	Glendora, Calif./Glendora HS
2	Niki Clement	MB/OH	5-9	FR	Long Beach, Calif./Long Beach Poly HS
5	Melissa Maddux	RS	5-11	SR	Phoenix, Ariz./Glendale CC
6	Brittany Collet	S	5-11	FR	Newbury Park, Calif./Newbury Park HS
7	Sarah Christensen	OH	5-9	JR	Santa Cruz, Calif./Harbor HS
9	Jessie Shull	L	5-5	JR	Downey, Calif./Warren HS
10	Justine Pingue	DS	5-2	SO	San Martin, Calif./Live Oak HS
11	Kristina Conrad	OH/S	5-10	JR	Morgan Hill, Calif./Live Oak HS
12	Amber Biddle	MB/RS	6-4	FR	Dalton Gardens, Idaho/Coeur d'Alene HS
16	Danielle Orong	DS/L	5-3	SR	San Jose, Calif./West Valley College
17	Dyana Thompson	RS/MB	5-10	JR	Simi Valley, Calif./Royal HS
20	Nia Freeman	OH/RS	5-9	SO	Sacramento, Calif./Christian Brothers HS
21	Jennifer Senftleben	OH/MB	6-1	SO	Canyon Lake, Calif./Temescal Canyon HS
36	Colleen Burke	MB	5-10	FR	Huntington Beach, Calif./Edison HS

HEAD COACH: Craig Choate (Brigham Young, 1978; 13th season)

ASSOCIATE HEAD COACH: Gary Mano (Brigham Young, 1992; 10th season)

ASSISTANT COACH: Kimberly Noble (San Jose State, 2005; 1st season)



2005 Final Statistics

Player	MP	G	K	K/G	E	TA	Pct	A	SA	SE	RE	DIG	D/G	BS	BA	TB	B/G	BE	BHE	PTS
Colleen Burke	29	113	342	3.03	123	814	.269	3	24	32	2	53	0.47	7	66	73	0.65	2	2	406.0
<i>WAC Stats</i>	16	61	201	3.30	65	463	.294	2	13	14	1	35	0.57	4	38	42	0.69	1	1	237.0
Dyana Thompson	28	100	118	1.18	40	297	.263	5	0	0	2	15	0.15	4	81	85	0.85	5	3	162.5
<i>WAC Stats</i>	16	61	76	1.25	26	193	.259	3	0	0	2	10	0.16	2	48	50	0.82	2	3	102.0
Jessie Shull	29	113	4	0.04	1	13	.231	80	32	15	34	550	4.87	0	0	0	0.00	0	2	36.0
<i>WAC Stats</i>	16	61	0	0.00	0	5	.000	50	19	3	16	294	4.82	0	0	0	0.00	0	1	19.0
Jennifer Senftleben	29	113	469	4.15	202	1419	.188	15	27	19	41	262	2.32	9	36	45	0.40	7	1	523.0
<i>WAC Stats</i>	16	61	282	4.62	114	828	.203	2	13	9	22	153	2.51	5	13	18	0.30	4	0	306.5
Brittany Collet	29	111	42	0.38	21	113	.186	1274	23	29	4	222	2.00	1	41	42	0.38	3	21	86.5
<i>WAC Stats</i>	16	61	25	0.41	6	59	.322	710	13	8	3	128	2.10	1	27	28	0.46	3	15	52.5
Amber Biddle	7	13	6	0.46	4	11	.182	0	0	0	0	2	0.15	1	7	8	0.62	0	0	10.5
<i>WAC Stats</i>	3	8	4	0.50	2	7	.286	0	0	0	0	0	0.00	0	5	5	0.62	0	0	6.5
Nia Freeman	27	83	142	1.71	70	447	.161	8	0	8	18	103	1.24	4	41	45	0.54	3	1	166.5
<i>WAC Stats</i>	16	56	99	1.77	51	321	.150	5	0	7	12	73	1.30	4	32	36	0.64	2	1	119.0
Niki Clement	29	108	238	2.20	134	681	.153	13	10	16	18	114	1.06	12	84	96	0.89	4	3	302.0
<i>WAC Stats</i>	16	56	128	2.29	75	372	.142	8	7	13	7	61	1.09	6	44	50	0.89	2	1	163.0
Kristina Conrad	25	98	243	2.48	125	782	.151	71	32	15	15	180	1.84	4	14	18	0.18	1	8	286.0
<i>WAC Stats</i>	12	46	68	1.48	41	237	.114	32	10	5	4	73	1.59	0	3	3	0.07	0	2	79.5
Danielle Orong	29	113	3	0.03	2	8	.125	18	23	28	19	261	2.31	0	0	0	0.00	0	4	26.0
<i>WAC Stats</i>	16	61	1	0.02	2	5	-.200	10	14	18	9	133	2.18	0	0	0	0.00	0	3	15.0
<u>Melissa Maddux</u>	<u>1</u>	<u>1</u>	<u>0</u>	<u>0.00</u>	<u>0</u>	<u>0</u>	<u>.000</u>	<u>0</u>	<u>0</u>	<u>0</u>	<u>0</u>	<u>1</u>	<u>1.00</u>	<u>0</u>	<u>0</u>	<u>0</u>	<u>0.00</u>	<u>0</u>	<u>0</u>	<u>0.0</u>
SAN JOSE STATE	29	113	1607	14.22	722	4585	.193	1487	171	162	171	1763	15.60	42	370	227.0	2.01	25	45	2005.0
<i>WAC Stats</i>	16	61	884	14.49	382	2490	.202	822	89	77	86	960	15.74	22	210	127.0	2.08	14	27	1100.0
Opponents	29	113	1840	16.28	748	4676	.234	1699	171	248	171	1888	16.71	58	515	315.5	2.79	59	90	2326.5
<i>WAC Stats</i>	16	61	1009	16.54	408	2557	.235	931	86	128	89	1019	16.70	31	289	175.5	2.88	30	56	1270.5

2005 Results



Date	Opponent	Score	Score-by-game	Overall Record	Conf. Record	Time	Attend
Aug 26, 2005	at UC Davis	W 3-1	30-32,30-8,30-28,30-25	1-0	0-0	2:00	105
! Sep 02, 2005	vs Weber State	W 3-2	30-26,25-30,30-25,17-30,15-13	2-0	0-0	2:05	63
! Sep 02, 2005	vs #10 Wisconsin	0-3 L	28-30,22-30,15-30	2-1	0-0	1:14	73
! Sep 03, 2005	at Air Force	W 3-1	30-21,26-30,30-16,30-27	3-1	0-0	2:01	322
Sep 06, 2005	at Univ. San Francisco	2-3 L	30-24,27-30,30-23,23-30,11-15	3-2	0-0	2:20	135
# Sep 09, 2005	vs Loyola	W 3-0	30-23,30-25,30-15	4-2	0-0	1:15	128
# Sep 10, 2005	vs Portland	W 3-2	23-30,30-26,28-30,30-28,20-18	5-2	0-0	2:27	138
# Sep 10, 2005	at Cal Poly	1-3 L	28-30,30-23,27-30,26-30	5-3	0-0	2:07	427
\$ Sep 16, 2005	at Cal State Fullerton	1-3 L	17-30,24-30,30-28,29-31	5-4	0-0	2:08	322
\$ Sep 17, 2005	vs UC Riverside	0-3 L	16-30,25-30,25-30	5-5	0-0	1:25	95
\$ Sep 17, 2005	vs LMU	2-3 L	30-25,17-30,19-30,30-24,13-15	5-6	0-0	2:10	150
* Sep 22, 2005	IDAHO	W 3-2	30-27,30-26,27-30,27-30,15-13	6-6	1-0	2:34	339
* Sep 24, 2005	BOISE STATE	W 3-0	30-22,30-23,30-19	7-6	2-0	1:23	187
Sep 27, 2005	at #15 Santa Clara	0-3 L	20-30,27-30,22-30	7-7	2-0	1:40	575
* Oct 06, 2005	at Nevada	0-3 L	27-30,23-30,25-30	7-8	2-1	1:30	317
* Oct 08, 2005	at Utah State	1-3 L	20-30,30-26,28-30,27-30	7-9	2-2	1:54	444
* Oct 13, 2005	LOUISIANA TECH	W 3-0	30-26,30-24,30-24	8-9	3-2	1:33	178
* Oct 15, 2005	NEW MEXICO STATE	0-3 L	25-30,19-30,25-30	8-10	3-3	1:30	243
* Oct 20, 2005	NEVADA	W 3-2	28-30,25-30,30-16,30-28,15-9	9-10	4-3	2:18	305
* Oct 22, 2005	at #11 HAWAII	0-3 L	27-30,22-30,24-30	9-11	4-4	1:38	7556
* Oct 27, 2005	at Fresno State	W 3-1	30-21,29-31,30-17,30-15	10-11	5-4	2:01	661
* Oct 29, 2005	UTAH STATE	1-3 L	24-30,25-30,30-26,26-30	10-12	5-5	1:59	179
* Nov 03, 2005	at Louisiana Tech	W 3-0	30-18,30-9,30-28	11-12	6-5	1:38	108
* Nov 05, 2005	at New Mexico State	1-3 L	14-30,21-30,30-22,24-30	11-13	6-6	1:55	1598
* Nov 10, 2005	FRESNO STATE	2-3 L	28-30,28-30,32-30,30-26,13-15	11-14	6-7	2:30	385
* Nov 12, 2005	#9 HAWAII	0-3 L	16-30,18-30,17-30	11-15	6-8	1:17	745
* Nov 17, 2005	at Boise State	W 3-1	28-30,30-27,30-18,30-27	12-15	7-8	2:05	317
* Nov 19, 2005	at Idaho	2-3 L	30-23,31-29,22-30,32-34,13-15	12-16	7-9	2:40	623
& Nov 24, 2005	vs New Mexico State	1-3 L	23-30,26-30,30-20,19-30	12-17	7-9	1:50	

! - Falcon Invitational

- Cal Poly/Best Western Royal Oak Invitational

\$ - Hawthorne Suites Fullerton Classic

* - Western Athletic Conference match

& - WAC Tournament

TEAM RECORD	W-L	ATTEND	Dates	Total	Average
Overall:	12-17	Total:	29	16718	576
Conference:	7-9	Home:	8	2561	320
Home:	4-4	Away:	14	13510	965
Away:	5-9	Neutral:	7	647	92
Neutral:	3-4				
3 games:	4-7				
4 games:	4-6				
5 games:	4-4				



2004 SAN JOSE STATE VOLLEYBALL ROSTER

<u>NO</u>	<u>NAME</u>	<u>POS</u>	<u>HT</u>	<u>YR</u>	<u>HOMETOWN/LAST SCHOOL</u>
2	Niki Clement	OH	5-9	FR	Long Beach, Calif./Long Beach Poly HS
4	Carrie Nash	OH	5-6	SR	Kaytena, Ariz./Glendale CC
5	Melissa Maddux	RS	5-11	JR	Phoenix, Ariz./Glendale CC
7	Sarah Christensen	OH/MB	5-9	SO	Santa Cruz, Calif./Harbor HS
8	Darleah Querubin	MB	5-10	FR	San Francisco, Calif./Sacred Heart Cathedral
9	Jessie Shull	L	5-5	SO	Downey, Calif./Warren HS
10	Brooke Herald	DS	5-5	SR	Fremont, Calif./Mission San Jose HS
11	Kristina Conrad	S	5-10	SO	Morgan Hill, Calif./Live Oak HS
12	Amber Biddle	MB	6-4	FR	Dalton Gardens, Idaho/Coeur d'Alene HS
13	Michelle O'Riley	S/DS	5-9	JR	Honolulu, Hawai'i/West Valley College
14	Dana Rudd	MB	6-1	SR	Burnaby, British Columbia/Capilano College
16	Danielle Orong	L	5-3	JR	San Jose, Calif./West Valley College
17	Dyana Thompson	RS/MB	5-10	SO	Simi Valley, Calif./Royal HS
20	Nia Freeman	OH	5-9	FR	Sacramento, Calif./Christian Brothers HS
21	Jennifer Senftleben	MB	6-1	FR	Canyon Lake, Calif./Temescal Canyon HS

HEAD COACH: Craig Choate (12th season)

ASSOCIATE HEAD COACH: Gary Mano (9th season)

ASSISTANT COACH: Stephanie Pascucci (2nd season)

2004 Final Statistics



Player	MP	G	K	K/G	E	TA	Pct	A	SA	SE	RE	DIG	D/G	BS	BA	TB	B/G	BE	BHE
Jessie Shull	28	105	4	0.04	0	10	.400	51	32	34	46	561	5.34	0	0	0	0.00	0	2
WAC Stats	13	51	2	0.04	0	5	.400	22	9	20	22	284	5.57	0	0	0	0.00	0	1
Kristina Conrad	28	105	55	0.52	15	146	.274	1174	22	18	0	225	2.14	3	47	50	0.48	1	22
WAC Stats	13	51	30	0.59	6	83	.289	550	15	13	0	111	2.18	0	23	23	0.45	0	13
Jennifer Senftleben	28	105	351	3.34	123	890	.256	7	35	32	2	79	0.75	10	96	106	1.01	10	0
WAC Stats	13	51	150	2.94	54	425	.226	2	22	13	1	38	0.75	7	45	52	1.02	6	0
Dana Rudd	28	105	219	2.09	83	535	.254	13	0	0	0	13	0.12	14	91	105	1.00	13	0
WAC Stats	13	51	122	2.39	46	307	.248	5	0	0	0	7	0.14	9	42	51	1.00	5	0
Dyana Thompson	22	67	80	1.19	36	219	.201	17	0	0	1	17	0.25	3	57	60	0.90	3	5
WAC Stats	7	15	20	1.33	11	56	.161	3	0	0	0	2	0.13	0	13	13	0.87	0	1
Carrie Nash	28	105	386	3.68	170	1331	.162	25	20	15	39	420	4.00	1	42	43	0.41	3	3
WAC Stats	13	51	180	3.53	80	646	.155	13	12	10	17	184	3.61	0	22	22	0.43	2	2
Sarah Christensen	28	104	319	3.07	159	1028	.156	20	15	19	18	196	1.88	3	36	39	0.38	5	2
WAC Stats	13	51	126	2.47	53	384	.190	14	7	6	5	87	1.71	0	21	21	0.41	4	2
Nia Freeman	11	38	69	1.82	37	249	.129	5	0	0	4	12	0.32	1	11	12	0.32	2	0
WAC Stats	10	36	67	1.86	36	241	.129	5	0	0	4	12	0.33	1	11	12	0.33	2	0
Danielle Orong	27	82	0	0.00	0	8	.000	13	9	20	15	136	1.66	0	0	0	0.00	0	1
WAC Stats	12	41	0	0.00	0	4	.000	8	2	5	7	67	1.63	0	0	0	0.00	0	1
Brooke Herald	28	96	1	0.01	1	5	.000	15	25	14	9	220	2.29	0	0	0	0.00	0	0
WAC Stats	13	48	0	0.00	1	1-1.000		7	7	9	2	118	2.46	0	0	0	0.00	0	0
Melissa Maddux	3	3	1	0.33	0	2	.500	1	0	0	0	2	0.67	0	1	1	0.33	1	0
Darleah Querubin	7	9	6	0.67	6	19	.000	0	0	1	2	4	0.44	0	3	3	0.33	0	0
WAC Stats	4	4	3	0.75	2	5	.200	0	0	1	0	1	0.25	0	0	0	0.00	0	0
Rachel Dahlstedt	2	3	1	0.33	5	18	-.222	0	0	2	0	2	0.67	0	1	1	0.33	0	0
WAC Stats	2	3	1	0.33	5	18	-.222	0	0	2	0	2	0.67	0	1	1	0.33	0	0
SAN JOSE STATE.....	28	105	1492	14.21	635	4460	.192	1341	158	155	149	1887	17.97	35	385	227.5	2.17	38	35
WAC Stats	13	51	701	13.75	294	2175	.187	629	74	79	65	913	17.90	17	178	106.0	2.08	19	20
Opponents.....	28	105	1627	15.50	791	4668	.179	1537	149	225	158	1986	18.91	58	449	282.5	2.69	73	55
WAC Stats	13	51	835	16.37	380	2292	.199	795	65	112	74	1004	19.69	30	212	136.0	2.67	39	27



2004 Results

Date	Opponent	Score	Score-by-game	Overall Record	Conf. Record	Time	Attend
Sep 01, 2004	at Univ. San Francisco	W 3-2	30-21,25-30,30-28,27-30,15-6	1-0	0-0	2:30	217
# Sep 03, 2004	at UNLV	W 3-0	30-23,32-30,30-27	2-0	0-0	1:35	179
# Sep 04, 2004	vs Washington State	W 3-2	30-27,30-22,28-30,30-32,15-12	3-0	0-0	2:23	78
\$ Sep 10, 2004	vs Idaho State	W 3-2	28-30,30-24,29-31,30-18,17-15	4-0	0-0	2:18	103
\$ Sep 11, 2004	vs Cal State Fullerton	0-3 L	22-30,18-30,20-30	4-1	0-0	1:30	109
\$ Sep 11, 2004	vs Providence College	W 3-0	30-18,30-18,30-10	5-1	0-0	1:05	147
Sep 14, 2004	at Saint Mary's	1-3 L	14-30,30-17,23-30,23-30	5-2	0-0	1:50	211
% Sep 17,2004	vs Seton Hall	W 3-0	30-16,30-23,30-23	6-2	0-0	1:20	
% Sep 17,2004	vs Oregon	W 3-1	28-30,30-28,30-22,34-32	7-2	0-0	2:10	621
% Sep 18,2004	at Sacramento State	0-3 L	20-30,22-30,20-30	7-3	0-0	1:25	
% Sep 18,2004	vs Charlotte	W 3-0	30-21,30-24,30-23	8-3	0-0	1:30	
Sep 22, 2004	UC DAVIS	W 3-0	30-19,30-18,30-16	9-3	0-0	1:16	245
Sep 24, 2004	#17 SANTA CLARA	1-3 L	32-30,27-30,19-30,29-31	9-4	0-0	2:05	463
* Sep 30, 2004	at Nevada	0-3 L	33-35,29-31,23-30	9-5	0-1	1:40	359
* Oct 2, 2004	at Fresno State	0-3 L	28-30,17-30,22-30	9-6	0-2	1:38	560
* Oct 07, 2004	UTEP	W 3-0	30-20,30-22,30-21	10-6	1-2	1:20	201
* Oct 10, 2004	BOISE STATE	W 3-2	30-20,30-15,27-30,25-30,15-12	11-6	2-2	2:06	156
* Oct 14, 2004	at SMU Mustangs	W 3-0	30-26,30-22,30-16	12-6	3-2	1:25	272
* Oct 16, 2004	at Louisiana Tech	W 3-2	30-11,30-25,28-30,24-30,15-12	13-6 4-2	2:06	307	
* Oct 20, 2004	TULSA	W 3-2	27-30,30-9,25-30,30-21,16-14	14-6	5-2	2:11	145
* Oct 23, 2004	RICE	2-3 L	25-30,30-23,30-28,26-30,11-15	14-7	5-3	2:19	218
* Oct 27, 2004	#3 HAWAII	1-3 L	31-33,21-30,30-26,20-30	14-8	5-4	2:08	678
* Oct 30, 2004	at Boise State	2-3 L	20-30,30-25,30-27,25-30,13-15	14-9	5-5	2:15	533
* Nov 03, 2004	FRESNO STATE	1-3 L	27-30,28-30,30-22,32-34	14-10	5-6	2:10	255
* Nov 06, 2004	NEVADA	0-3 L	15-30,27-30,20-30	14-11	5-7	1:21	284
* Nov 12, 2004	at #2 Hawaii	0-3 L	18-30,27-30,25-30	14-12	5-8	1:39	7321
& Nov 19, 2004	at Nevada	0-3 L	25-30,24-30,26-30	14-13	5-8	1:30	
Nov 26, 2004	CAL POLY	W 3-0	30-23,30-16,30-7	15-13	5-8	1:16	204

- UNLV Classic, 1st place
 \$ - Four Points Titan Classic
 % - Sacramento State Invitational
 & - WAC Tournament

TEAM RECORD	W-L	ATTEND	Dates	Total	Average
Overall:	15-13	Total:	28	13866	495
Conference:	5-8	Home:	10	2849	285
Home:	5-5	Away:	11	9959	905
Away:	4-7	Neutral:	7	1058	151
Neutral:	6-1				
3 games:	8-7				
4 games:	1-4				
5 games:	6-2				



2003 SAN JOSE STATE VOLLEYBALL ROSTER

<u>NO</u>	<u>NAME</u>	<u>POS</u>	<u>HT</u>	<u>YR</u>	<u>HOMETOWN/LAST SCHOOL</u>
1	Allison Dillon	S	5-7	FR	Long Beach, Calif./Long Beach Wilson HS
3	Danielle Lewis	S/DS	5-5	SR	Turlock, Calif./San Joaquin Delta College
4	Carrie Nash	OH	5-8	JR	Kaytena, Ariz./Glendale CC
6	Rachel Dahlstedt	OH	5-10	SO	Mt. Vernon, Wash./Cuesta College
7	Sarah Christensen	OH	5-9	FR	Santa Cruz, Calif./Harbor HS
9	Jessie Shull	L	5-6	FR	Downey, Calif./Warren HS
10	Brooke Herald	DS	5-5	JR	Fremont, Calif./Mission San Jose HS
11	Kristina Conrad	OH	5-10	FR	Morgan Hill, Calif./Live Oak HS
14	Dana Rudd	MB	6-2	JR	Burnaby, British Columbia/Capilano College
17	Dyana Thompson	RS/MB	5-10	FR	Simi Valley, Calif./Royal HS
20	Jessica Wlodarczyk	MB/OH	5-11	SO	Redding, Calif./Shasta HS
29	Kimberly Noble	OH	5-10	SR	San Juan Capistrano, Calif./San Clemente

HEAD COACH: Craig Choate (11th season)

ASSOCIATE HEAD COACH: Gary Mano (8th season)

ASSISTANT COACH: Stephanie Pascucci (1st season)



2003 Final Statistics

Player	MP	G	K	K/G	E	TA	Pct	A	SA	SE	RE	DIG	D/G	BS	BA	TB	B/G	BE	BHE
Allison Dillon	30	110	67	0.61	8	192	.307	1349	29	8	2	274	2.49	0	31	31	0.28	7	18
WAC Matches	13	48	33	0.69	1	90	.356	577	13	5	0	122	2.54	0	10	10	0.21	2	2
Dana Rudd	30	106	260	2.45	101	614	.259	11	6	22	2	32	0.30	8	75	83	0.78	12	1
WAC Matches	13	44	96	2.18	44	231	.225	7	1	5	1	18	0.41	1	34	35	0.80	8	0
Rachel Dahlstedt	21	55	56	1.02	20	149	.242	17	8	16	18	82	1.49	1	16	17	0.31	0	6
WAC Matches	12	35	40	1.14	9	9	.316	16	8	13	12	64	1.83	0	8	8	0.23	0	4
Kimberly Noble	30	110	604	5.49	267	1658	.203	17	33	24	9	215	1.95	4	43	47	0.43	4	2
WAC Matches	13	48	256	5.33	111	711	.204	5	21	14	3	103	2.15	1	22	23	0.48	3	1
Jessica Wlodarczyk	28	82	152	1.85	75	402	.192	8	5	17	1	28	0.34	8	57	65	0.79	26	2
WAC Matches	12	40	85	2.12	36	206	.238	4	3	12	0	17	0.43	6	29	35	0.88	16	1
Carrie Nash	30	107	311	2.91	136	1030	.170	30	20	17	47	296	2.77	1	21	22	0.21	3	1
WAC Matches	13	48	150	3.12	61	532	.167	14	8	11	23	140	2.92	1	10	11	0.23	1	0
Dyana Thompson	24	65	101	1.55	54	284	.165	4	5	11	1	22	0.34	7	41	48	0.74	9	3
WAC Matches	10	29	46	1.59	27	128	.148	1	3	6	0	9	0.31	3	14	17	0.59	3	3
Kristina Conrad	25	73	93	1.27	65	299	.094	44	13	11	21	110	1.51	0	42	42	0.58	0	0
WAC Matches	9	23	4	0.61	11	45	.067	21	2	4	3	36	1.57	0	12	12	0.52	0	0
Sarah Christensen	13	26	13	0.50	8	57	.088	5	1	6	11	21	0.81	0	10	10	0.38	0	1
WAC Matches	2	2	0	0.00	0	0	.000	0	0	1	0	0	0.00	0	0	0	0.00	0	0
Jessie Shull	30	110	0	0.00	0	7	.000	34	0	0	41	473	4.30	0	0	0	0.00	0	2
WAC Matches	13	48	0	0.00	0	3	.000	18	0	0	19	205	4.27	0	0	0	0.00	0	2
Brooke Herald	25	72	0	0.00	0	0	.000	10	11	10	5	70	0.97	0	0	0	0.00	0	1
WAC Matches	11	29	0	0.00	0	0	.000	3	3	1	2	25	0.86	0	0	0	0.00	0	0
Danielle Lewis	25	91	0	0.00	1	2	-.500	10	31	28	1	89	0.98	0	0	0	0.00	0	3
WAC Matches	11	35	0	0.00	0	1	.000	6	13	11	1	36	1.03	0	0	0	0.00	0	0
TEAM																			18
WAC Matches																			9
SAN JOSE STATE	30	110	1657	15.06	735	4694	.196	1539	162	171	177	1712	15.56	29	336	197.0	1.79	61	40
WAC Matches	13	48	720	15.00	300	2045	.205	672	75	83	73	775	16.15	12	139	81.5	1.70	33	13
Opponents	30	110	1841	16.74	703	4586	.248	1719	177	238	162	1857	16.88	50	591	345.5	3.14	59	55
WAC Opponents	13	48	815	16.98	310	2037	.248	757	73	113	75	855	17.81	26	229	140.5	2.93	36	22

2003 Results



Date	Opponent	Score	Score-by-game	Overall Record	Conf. Record	Time	Attend
Aug 30, 2003	#14 SANTA CLARA	L, 1-3	30-28,22-30,24-30,20-30	0-1	0-0	2:10	347
Sep 02, 2003	SAN FRANCISCO	L, 0-3	25-30,20-30,28-30	0-2	0-0	1:30	187
!Sep 05, 2003	vs Weber State	L, 2-3	30-24,28-30,26-30,30-24,13-15	0-3	0-0	2:00	50
!Sep 06, 2003	at Wyoming	L, 1-3	38-36,23-30,18-30,24-30	0-4	0-0	2:00	337
!Sep 06, 2003	vs Sam Houston State	W, 3-0	30-22,30-18,30-19	1-4	0-0	1:00	75
#Sep 12, 2003	DUQUESNE	L, 2-3	34-36,21-30,30-23,30-26,13-15	1-5	0-0	2:21	145
#Sep 12, 2003	CS NORTHRIDGE	L, 0-3	28-30,22-30,25-30	1-6	0-0	1:30	212
#Sep 13, 2003	DUQUESNE	W, 3-0	30-20,30-22,30-22	2-6	0-0	1:25	178
Sep 18, 2003	at Portland	L, 1-3	30-17,30-32,33-35,25-30	2-7	0-0	2:00	106
Sep 20, 2003	at Portland	L, 0-3	28-30,27-30,27-30	2-8	0-0	1:30	157
Sep 23, 2003	SAINT MARY'S	L, 0-3	19-30,24-30,24-30	2-9	0-0	1:32	188
*Sep 26, 2003	#2 HAWAII	L, 0-3	22-30,19-30,20-30	2-10	0-1	1:30	875
*Oct 02, 2003	NEVADA	W, 3-2	24-30,23-30,30-19,30-24,15-11	3-10	1-1	2:09	195
*Oct 04, 2003	FRESNO STATE	L, 1-3	30-27,29-31,26-30,23-30	3-11	1-2	2:07	145
*Oct 09, 2003	at UTEP	W, 3-0	30-27,30-23,30-20	4-11	2-2	1:26	425
*Oct 11, 2003	at Boise State	W, 3-1	30-21,30-14,29-31,30-26	5-11	3-2	1:50	327
*Oct 15, 2003	SMU	L, 1-3	30-28,18-30,22-30,21-30	5-12	3-3	1:55	275
*Oct 18, 2003	LOUISIANA TECH	W, 3-0	31-29,30-28,30-23	6-12	4-3	1:31	215
*Oct 23, 2003	at Tulsa	W, 3-1	30-27,30-24,26-30,30-24	7-12	5-3	2:00	120
*Oct 25, 2003	at Rice	L, 1-3	16-30,20-30,30-24,25-30	7-13	5-4	1:50	203
Oct 28, 2003	at Saint Mary's	L, 0-3	14-30,26-30,32-34	7-14	5-4	1:25	170
*Nov 01, 2003	BOISE STATE	W, 3-0	30-18,30-22,30-22	8-14	6-4	1:21	225
*Nov 06, 2003	at Fresno State	L, 1-3	25-30,30-26,18-30,26-30	8-15	6-5	1:53	428
*Nov 08, 2003	at Nevada	L, 1-3	30-28,23-30,29-31,24-30	8-16	6-6	2:03	563
*Nov 15, 2003	at Hawaii	L, 0-3	25-30,24-30,27-30	8-17	6-7	1:31	10300
%Nov 21, 2003	vs Fresno State	W, 3-2	30-25,31-29,29-31,28-30,16-14	9-17	6-7	2:15	213
%Nov 22, 2003	vs SMU	W, 3-1	30-23,24-30,30-25,30-16	10-17	6-7	1:57	245
%Nov 23, 2003	vs Hawaii	L, 0-3	28-30,26-30,20-30	10-18	6-7	1:41	541
&Nov 28, 2003	vs UC Irvine	L, 1-3	26-30,19-30,30-26,21-30	10-19	6-7	1:48	85
&Nov 29, 2003	vs #9 Georgia Tech	L, 0-3	19-30,29-31,26-30	10-20	6-7	1:20	105

* - WAC Match

! - Cowgirl Classic

- SJSU Crowne Plaza Invitational


% - WAC Tournament (2nd)

& - Baden Thanksgiving Tournament

TEAM RECORD	W-L	ATTEND	Dates	Total	Average
Overall:	10-20	Total:	30	17392	580
Conference:	6-7	Home:	12	3187	266
Home:	4-8	Away:	11	13136	1194
Away:	3-8	Neutral:	7	1069	153
Neutral:	3-4				
3 games:	5-9				
4 games:	3-9				
5 games:	2-2				



2002 Roster



2002 SAN JOSE STATE VOLLEYBALL ROSTER

<u>NO</u>	<u>NAME</u>	<u>POS</u>	<u>HT</u>	<u>YR</u>	<u>HOMETOWN/LAST SCHOOL</u>
2	Cara Frost	S	5-11	FR	Tucson, Ariz./Catalina Foothills HS
3	Danielle Lewis	S/DS	5-8	JR	Turlock, Calif./San Joaquin Delta College
4	Jeanine Haldi	OH	5-6	SR	Tracy, Calif./Merrill F. West HS
5	Stephanie Pascucci	MB	5-11	SR	Cerritos, Calif./Gahr HS
6	Katherine Powers	MB	5-11	SR	Phoenix, Ariz./Washington HS
7	Christina Lukens	OH	5-10	SR	San Diego, Calif./Mt. Carmel HS
9	Shannon Burmeister	MB/OH	6-0	FR	Roseburg, Ore./Roseburg HS
10	Brooke Herald	DS	5-5	SO	Fremont, Calif./Mission San Jose HS
12	Fran Pozzi	OH	5-11	JR	Curitiba Parona, Brazil/Utah Valley State
13	Liz Hudson	MB	6-1	JR	Fountain Valley, Calif./Fountain Valley HS
14	Erin Gavin	OH	5-7	FR	Bakersfield, Calif./Highland HS
19	Lindsey Rule	S	5-8	SO	Kansas City, Mo./Park Hill HS
20	Jessica Wlodarczyk	MB/OH	5-11	FR	Redding, Calif./Shasta HS
29	Kimberly Noble	OH	5-10	JR	San Juan Capistrano, Calif./San Clemente

HEAD COACH: Craig Choate (10th season)

ASSOCIATE HEAD COACH: Gary Mano

ASSISTANT COACH: Joslynn Gallop

2002 Final Statistics



Player	MP	G	K	K/G	E	TA	Pct	A	SA	SE	RE	DIG	D/G	BS	BA	TB	B/G	BE	BHE
Stephanie Pascucci	32	124	472	3.81	151	1093	.294	36	23	22	0	92	0.74	9	106	115	0.93	12	5
WAC	13	49	187	3.82	60	441	.288	14	13	13	0	39	0.80	3	41	44	0.90	5	0
Katherine Powers	29	111	163	1.47	82	433	.187	13	4	18	1	36	0.32	5	102	107	0.96	5	6
WAC	13	48	68	1.42	38	189	.159	9	3	10	0	20	0.42	1	38	39	0.81	3	2
Kimberly Noble	32	113	422	3.73	210	1178	.180	10	12	23	1	138	1.22	1	43	44	0.39	5	1
WAC	13	42	142	3.38	61	413	.196	4	2	6	0	43	1.02	0	15	15	0.36	0	1
Liz Hudson	32	124	228	1.84	123	634	.166	48	39	29	35	348	2.81	5	119	124	1.00	10	8
WAC	13	49	87	1.78	47	245	.163	24	16	9	11	147	3.00	1	46	47	0.96	2	3
Fran Pozzi	32	124	381	3.07	226	1155	.134	28	38	71	46	328	2.65	11	48	59	0.48	13	2
WAC	13	49	144	2.94	76	440	.155	5	10	25	14	128	2.61	8	18	26	0.53	3	0
Cara Frost	5	11	6	0.55	4	16	.125	58	0	1	1	10	0.91	1	6	7	0.64	0	6
WAC	1	1	0	0.00	0	2	.000	0	0	0	0	0	0.00	0	0	0	0.00	0	0
Jessica Wlodarczyk	7	16	39	2.44	25	115	.122	1	1	2	1	6	0.38	0	3	3	0.19	1	0
WAC	5	14	38	2.71	23	106	.142	1	1	1	1	5	0.36	0	2	2	0.14	1	0
Christina Lukens	32	118	59	0.50	33	217	.120	164	32	26	25	278	2.36	2	19	21	0.18	2	9
WAC	13	44	27	0.61	20	110	.064	94	9	7	4	108	2.45	0	5	5	0.11	1	4
Lindsey Rule	31	109	36	0.33	23	109	.119	1268	23	28	0	214	1.96	1	33	34	0.31	13	39
WAC	13	43	9	0.21	3	25	.240	501	11	12	0	94	2.19	0	18	18	0.42	4	16
Jeanine Haldi	32	123	8	0.07	6	27	.074	16	2	6	35	370	3.01	0	6	6	0.05	0	2
WAC	13	49	2	0.04	0	2	1.000	7	0	0	11	160	3.27	0	0	0	0.00	0	0
Danielle Lewis	18	42	0	0.00	0	0	.000	1	8	12	1	53	1.26	0	0	0	0.00	0	1
WAC	8	22	0	0.00	0	0	.000	0	5	8	1	33	1.50	0	0	0	0.00	0	0
Brooke Herald	8	14	0	0.00	0	1	.000	0	0	0	3	5	0.36	0	0	0	0.00	0	0
WAC	1	1	0	0.00	0	1	.000	0	0	0	0	0	0.00	0	0	0	0.00	0	0
TEAM											20								
WAC											9								
SAN JOSE STATE	32	124	1814	14.63	883	4978	.187	1643	182	238	169	1878	15.15	35	485	277.5	2.24	61	79
WAC	13	49	704	14.37	328	1974	.190	659	70	91	51	777	15.86	13	183	104.5	2.13	19	26
Opponents	32	124	1905	15.36	775	4913	.230	1763	169	276	182	1909	15.40	57	602	358.0	2.89	60	89
WAC	13	49	790	16.12	329	2030	.227	742	51	118	70	825	16.84	22	232	138.0	2.82	28	40



2002 Results

Date	Opponent	Score	Score-by-game	Overall Record	Conf. Record	Time	Attend
!Aug 30, 2002	vs Northern Arizona	W 3-1	30-23,33-31,21-30,30-16	1-0	0-0	1:54	119
!Aug 30, 2002	vs Tennessee-Martin	W 3-1	24-30,30-28,30-24,33-31	2-0	0-0	2:00	92
!Aug 31, 2002	at California	0-3 L	18-30,25-30,24-30	2-1	0-0	1:25	463
#Sep 06, 2002	at Stanford	1-3 L	18-30,26-30,30-27,26-30	2-2	0-0	1:54	1610
#Sep 07, 2002	vs Utah	0-3 L	30-32,16-30,26-30	2-3	0-0	1:35	125
#Sep 07, 2002	vs Cal Poly	W 3-1	30-26,30-26,23-30,31-29	3-3	0-0	2:12	125
\$Sep 13, 2002	at TCU	W 3-0	30-26,30-28,30-24	4-3	0-0	1:27	89
\$Sep 14, 2002	vs Miami (Ohio)	2-3 L	30-28,25-30,30-27,21-30,14-16	4-4	0-0	2:16	32
\$Sep 14, 2002	vs Stephen F. Austin	W 3-1	26-30,30-27,30-21,30-25	5-4	0-0	1:54	27
Sep 17, 2002	SACRAMENTO STATE	1-3 L	22-30,21-30,30-28,25-30	5-5	0-0	2:00	235
Sep 18, 2002	at USF	1-3 L	21-30,25-30,30-18,22-30	5-6	0-0	1:50	227
Sep 27, 2002	SAINT MARY'S	2-3 L	24-30,30-18,30-25,21-30,10-15	5-7	0-0	2:19	323
Sep 28, 2002	at #19 Santa Clara	2-3 L	24-30,23-30,30-28,30-27,9-15	5-8	0-0	2:15	1009
*Oct 03, 2002	at UTEP	1-3 L	25-30,30-24,23-30,25-30	5-9	0-1	2:02	687
*Oct 05, 2002	at Tulsa	W 3-1	27-30,30-24,30-24,30-22	6-9	1-1	2:10	230
Oct 08, 2002	at Saint Mary's	W 3-2	33-31,32-34,30-22,20-30,15-9	7-9	1-1	2:10	228
*Oct 11, 2002	SMU	W 3-1	30-18,19-30,30-21,38-36	8-9	2-1	1:53	173
*Oct 12, 2002	RICE	W 3-2	23-30,30-27,25-30,30-17,15-10	9-9	3-1	2:00	188
*Oct 17, 2002	at Louisiana Tech	W 3-1	31-33,30-26,30-26,30-23	10-9	4-1	1:59	187
*Oct 19, 2002	at Nevada	1-3 L	21-30,24-30,30-27,28-30	10-10	4-2	1:45	726
*Oct 24, 2002	at Hawai'i	0-3 L	12-30,22-30,23-30	10-11	4-3	1:25	6372
*Oct 26, 2002	at Boise State	W 3-0	30-23,30-27,30-16	11-11	5-3	1:23	231
*Nov 02, 2002	FRESNO STATE	2-3 L	23-30,24-30,30-21,32-30,13-15	11-12	5-4	2:12	287
*Nov 03, 2002	NEVADA	W 3-1	32-30,30-26,23-30,30-28	12-12	6-4	1:56	178
*Nov 08, 2002	at Fresno State	0-3 L	22-30,19-30,16-30	12-13	6-5	1:25	560
*Nov 14, 2002	BOISE STATE	W 3-0	30-15,30-27,30-19	13-13	7-5	1:19	157
*Nov 16, 2002	#3 HAWAII	0-3 L	18-30,19-30,17-30	13-14	7-6	1:20	1749
%Nov 22, 2002	vs Rice	W 3-2	30-32,30-26,30-28,23-30,15-9	14-14	7-6	2:15	497
%Nov 23, 2002	vs #2 Hawai'i	0-3 L	24-30,25-30,24-30	14-15	7-6	1:37	1129
&Nov 29, 2002	vs UC Irvine	1-3 L	21-30,27-30,30-28,19-30	14-16	7-6	1:50	175
&Nov 30, 2002	vs Texas Pan-American	W 3-0	30-22,30-18,30-20	15-16	7-6	1:14	175
&Nov 30, 2002	at #10 Long Beach State	0-3 L	28-30,20-30,23-30	15-17	7-6	1:25	1544

- ! - Golden Bear Invitational, Berkeley, Calif.
- # - Stanford Invitational, Stanford, Calif.
- \$ - TCU Invitational, Fort Worth Texas
- % - WAC Tournament, Reno, Nev.
- & - Baden Thanksgiving Tournament, Long Beach, Calif.

TEAM RECORD	W-L	ATTEND	Dates	Total	Average
Overall:	15-17	Total:	32	19949	623
Conference:	7-6	Home:	8	3290	411
Home:.....	4-4	Away:	4	14163	1012
Away:.....	5-9	Neutral:	10	2496	250
Neutral:.....	6-4				
3 games:.....	4-7				
4 games:.....	8-6				
5 games:.....	3-4				



2001 SAN JOSE STATE VOLLEYBALL ROSTER

<u>NO</u>	<u>NAME</u>	<u>POS</u>	<u>HT</u>	<u>YR</u>	<u>HOMETOWN/LAST SCHOOL</u>
1	Brianna Blair	OH	5-10	SR	Tempe, Ariz./Marcos de Niza HS
2	Karli Silveira	DS	5-2	SR	Campbell, Calif./Washington State
3	Liz Yost	MB	6-2	SO	Phoenix, Ariz./Xavier College Prep
4	Jeanine Haldi	OH	5-8	JR	Tracy, Calif./Merrill F. West HS
5	Stephanie Pascucci	MB	5-11	JR	Cerritos, Calif./Gahr HS
6	Katherine Powers	MB	5-11	JR	Phoenix, Ariz./Washington HS
7	Christina Lukens	OH	5-10	JR	San Diego, Calif./Mt. Carmel HS
8	Stacey Pizzio	DS	5-4	FR	Sonoma, Calif./Sonoma Valley HS
9	Jennifer Olewinski	OH	5-11	SO	Las Vegas, Nev./Bonanza HS
10	Brooke Herald	DS	5-7	FR	Fremont, Calif./Mission San Jose HS
11	Savannah Smith	S	5-8	SR	Salem, Ore./Sprague HS
13	Liz Hudson	MB	6-1	SO	Fountain Valley, Calif./Fountain Valley HS
19	Lindsey Rule	S	5-9	FR	Kansas City, Mo./Park Hill HS
29	Kimberly Noble	OH	5-10	SO	San Juan Capistrano, Calif./San Clemente

HEAD COACH: Craig Choate (9th season)

ASSOCIATE HEAD COACH: Gary Mano

ASSISTANT COACH: Joslynn Gallop



2001 Final Statistics

Player	MP	G	K	K/G	E	TA	Pct	A	SA	SE	RE	DIG	D/G	BS	BA	TB	B/G	BE	BHE
Liz Yost	7	12	1	0.08	0	3	.333	3	0	1	1	0	0.00	0	3	3	0.25	0	0
WAC	3	3	1	0.33	0	2	.500	2	0	0	1	0	0.00	0	0	0	0.00	0	0
Stephanie Pascucci	33	120	365	3.04	103	850	.308	20	24	17	2	75	0.62	7	68	75	0.62	8	3
WAC	13	50	139	2.78	39	354	.282	7	7	9	0	30	0.60	4	35	39	0.78	5	1
Liz Hudson	33	120	324	2.70	116	740	.281	84	44	33	24	307	2.56	13	134	147	1.23	10	9
WAC	13	50	118	2.36	50	280	.243	41	14	14	13	133	2.66	8	49	57	1.14	5	5
Brianna Blair	33	120	559	4.66	162	1574	.252	9	30	26	8	252	2.10	5	67	72	0.60	7	2
WAC	13	50	231	4.62	77	658	.234	3	14	8	0	86	1.72	2	31	33	0.66	0	0
Karli Silveira	33	110	2	0.02	1	4	.250	10	0	1	10	171	1.55	0	0	0	0.00	0	2
WAC	13	43	0	0.00	0	1	.000	2	0	1	3	54	1.26	0	0	0	0.00	0	0
Savannah Smith	33	119	80	0.67	34	214	.215	1452	34	39	0	335	2.82	8	49	57	0.48	5	33
WAC	13	49	25	0.51	15	81	.123	574	14	18	0	145	2.96	4	21	25	0.51	4	11
Jennifer Olewinski	12	27	6	0.22	2	19	.211	1	1	0	3	25	0.93	0	0	0	0.00	0	0
WAC s	6	15	3	0.20	1	9	.222	1	1	0	3	15	1.00	0	0	0	0.00	0	0
Kimberly Noble	33	120	463	3.86	196	1279	.209	4	47	53	12	153	1.27	7	26	33	0.28	7	0
WAC	13	50	187	3.74	87	520	.192	0	18	20	6	70	1.40	2	10	12	0.24	4	0
Katherine Powers	16	37	41	1.11	22	111	.171	2	0	1	0	8	0.22	1	33	34	0.92	4	1
WAC	10	26	29	1.12	14	81	.185	2	0	0	0	4	0.15	1	24	25	0.96	3	1
Jeanine Haldi	33	118	31	0.26	17	102	.137	52	12	40	30	389	3.30	3	61	64	0.54	6	6
WAC	13	50	10	0.20	5	32	.156	18	2	14	12	158	3.16	1	21	22	0.44	1	0
Stacey Pizzio	12	20	0	0.00	0	0	.000	1	0	0	3	17	0.85	0	0	0	0.00	0	0
WAC	6	11	0	0.00	0	0	.000	0	0	0	1	7	0.64	0	0	0	0.00	0	0
Brooke Herald	2	2	0	0.00	0	0	.000	0	0	0	0	3	1.50	0	0	0	0.00	0	0
WAC	2	2	0	0.00	0	0	.000	0	0	0	0	3	1.50	0	0	0	0.00	0	0
Christina Lukens	33	116	5	0.04	6	29	-.034	26	18	28	25	253	2.18	1	0	1	0.01	1	2
WAC	13	48	1	0.02	2	14	-.071	11	7	9	8	106	2.21	0	0	0	0.00	0	1
Lindsey Rule	13	18	1	0.06	2	5	-.200	56	8	2	0	11	0.61	0	2	2	0.11	0	3
WAC	8	11	1	0.09	2	4	-.250	28	4	2	0	5	0.45	0	1	1	0.09	0	2
TEAM											10								
WAC											7								
SAN JOSE STATE	120	1878	15.65		661	4930	.247	1720	218	241	128	1999	16.66	45	443	266.5	2.22	48	61
WAC	50	745	14.90		292	2036	.222	689	81	95	54	816	16.32	22	192	118.0	2.36	22	21
Opponents	120	1813	15.11		827	5036	.196	1688	128	207	218	1995	16.62	38	455	265.5	2.21	61	62
WAC	50	746	14.92		353	2072	.190	710	54	77	81	841	16.82	19	203	120.5	2.41	20	31

2001 Results



Date	Opponent	Score	Score-by-game	Overall Record	Conf. Record	Time	Attend
!Aug 31, 2001	at Oregon State	W 3-1	24-30,30-25,30-24,30-16	1-0	0-0	2:00	326
!Sep 1, 2001	vs Sacramento State	W 3-2	25-30,24-30,30-24,30-27,15-9	2-0	0-0	2:30	162
!Sep 1, 2001	vs Southern Illinois	W 3-0	30-25,30-15,30-22	3-0	0-0	1:15	122
Sep 4, 2001	SANTA CLARA	0-3 L	27-30,26-30,28-30	3-1	0-0	1:44	322
#Sep 7, 2001	vs Minnesota	1-3 L	31-29,27-30,19-30,19-30	3-2	0-0	1:40	350
#Sep 7, 2001	at San Diego	W 3-0	30-25,30-22,30-26	4-2	0-0	1:40	420
#Sep 8, 2001	vs Seton Hall	W 3-0	30-19,30-13,30-17	5-2	0-0	1:50	98
#Sep 8, 2001	vs Brown	W 3-0	30-17,30-28,30-21	6-2	0-0	1:15	134
Sep 10, 2001	TENNESSEE	W 3-1	30-19,30-27,18-30,30-28	7-2	0-0	2:08	210
Sep 19, 2001	at San Francisco	W 3-1	30-27,30-25,26-30,30-25	8-2	0-0	2:00	215
*Sep 21, 2001	BOISE STATE	W 3-0	30-24,30-20,30-25	9-2	1-0	1:26	237
*Sep 27, 2001	UTEP	W 3-2	22-30,30-32,30-19,30-16,15-13	10-2	2-0	2:04	167
*Sep 29, 2001	TULSA	W 3-0	30-16,30-12,30-15	11-2	3-0	1:14	162
*Oct 05, 2001	at SMU	2-3 L	30-25,26-30,30-25,26-30,13-15	11-3	3-1	2:30	201
*Oct 06, 2001	at Rice Owls	W 3-1	30-27,30-25,20-30,30-28	12-3	4-1	1:55	288
Oct 9, 2001	at Saint Mary's	W 3-1	30-19,20-30,30-19,30-26	13-3	4-1	1:35	124
*Oct 11, 2001	LOUISIANA TECH	W 3-0	30-11,30-11,30-16	14-3	5-1	1:16	152
*Oct 13, 2001	NEVADA	W 3-0	30-25,30-28,30-17	15-3	6-1	1:32	377
Oct 16, 2001	CALIFORNIA	W 3-0	30-21,30-28,30-27	16-3	6-1	1:30	177
*Oct 18, 2001	HAWAII	2-3 L	19-30,30-26,20-30,30-27,13-15	16-4	6-2	2:25	567
Oct 23, 2001	SAN FRANCISCO	W 3-0	30-20,30-21,30-19	17-4	6-2	1:24	155
*Oct 27, 2001	at Fresno State	W 3-2	29-31,30-28,30-21,15-30,15-12	18-4	7-2	2:25	703
*Nov 01, 2001	at Nevada	1-3 L	18-30,30-26,22-30,28-30	18-5	7-3	2:00	546
*Nov 03, 2001	FRESNO STATE	W 3-1	30-25,30-26,17-30,46-44	19-5	8-3	2:14	363
*Nov 08, 2001	at Hawaii	0-3 L	13-30,21-30,11-30	19-6	8-4	1:22	6211
*Nov 10, 2001	at Boise State	W 3-0	30-19,30-28,30-26	20-6	9-4	1:31	208
%Nov 16, 2001	SMU	W 3-0	30-28,30-22,30-15	21-6	9-4	1:31	425
%Nov 17, 2001	vs Nevada	W 3-0	30-23,30-18,30-26	22-6	9-4	1:23	705
%Nov 18, 2001	vs Hawaii	0-3 L	22-30,27-30,22-30	22-7	9-4	1:34	525
Nov 23, 2001	AUBURN	W 3-0	30-23,30-15,30-21	23-7	9-4	1:08	175
Nov 24, 2001	IDAHO	W 3-1	30-22,30-25,22-30,30-22	24-7	9-4	1:45	195
&Nov 30, 2001	vs Santa Clara	W 3-2	17-30,30-25,24-30,30-25,16-14	25-7	9-4	2:10	1593
&Dec 01, 2001	at Stanford	0-3 L	25-30,21-30,23-30	25-8	9-4	1:30	1610

! - Oregon State Showcase, Corvallis, Ore. (1st place)

- San Diego Invitational, San Diego, Calif.

% - WAC Tournament, San Jose, Calif. (2nd place)

& - NCAA Tournament, Stanford, Calif.

TEAM RECORD	W-L	ATTEND	Dates	Total	Average
Overall:	25-8	Total:	33	18225	552
Conference:	9-4	Home:	14	3684	263
Home:	12-2	Away:	11	10852	987
Away:	7-4	Neutral:	8	3689	461
Neutral:	6-2				
3 games:	14-4				
4 games:	7-2				
5 games:	4-2				