

San Jose State University SPARTAN VOLLEYBALL

Volleyball 2012

VOLLEYBALL
NCAA
FIRST ROUND
1989

VOLLEYBALL
NCAA
FIRST ROUND
1990

SPARTANS		GUEST	
[Empty Box]			
GAMES WON			
1	2	3	4
:	:	:	:





San Jose State is the number-one supplier of education, engineering, computer science and business graduates to Silicon Valley, the world's high-tech capital.

Annually ranked among the top-ten masters-level public universities in the West, by U.S. News & World Report's survey of "America's Best Colleges."



More than 130 bachelor's and master's degree programs.





*President
Mohammed
Qayoumi*

San José State University



*Gene Bleymaier
Athletics
Director*

2012 Spartan Volleyball

San Jose State University2-3



2012 Schedule5



2012 San Jose State Roster6



San Jose State Radio/TV Roster7



San Jose State Volleyball Coaches10-13



San Jose State Volleyball Player Biographies14-33



2011 Volleyball Seniors34



Past Seasons Statistics36-50



Spartan Record Book51-82



Spartan Gym84-85



Credits: The 2012 San José State Volleyball Book is a product of the San José State Sports Information Office. Writing, layout and editing by Amy Villa. Portraits: Terrell Lloyd. Photos: Terrell Lloyd, Ron Fried, Wes Okubo, Damon Tarver, Kenneth Lam, Kurt Kopp, Ken Ruinard, Ken Wong. All names, nicknames, logos and other indicia referring to San Jose State University are trademarked and protected by the university. Any unauthorized use is prohibited.

San José State University does not discriminate on the basis of race, color, religion, national origin, sex, sexual orientation, marital status, pregnancy, age disability, disabled veterans or Vietnam status. This policy applies to all SJSU students, faculty and staff programs and activities. Questions regarding this policy should be directed to the Director of the Office of Equal Employment Opportunity/ Affirmative Action, SJSU, San Jose, CA 95192, (408) 924-1115.

2012 Schedule

Fri.	Aug. 24	UB Invitational Vs. Oral Roberts Vs. Buffalo	Buffalo, N.Y.	11:00 a.m. 7:30 p.m.
Sat.	Aug. 25	UB Invitational Vs. Canisius	Buffalo, N.Y.	2:30 p.m.
Fri.	Aug. 31	Texas Tech Invitational Vs. Northwestern State Vs. Texas Tech	Lubbock, Texas	10:30 a.m. 6:00 p.m.
Sat.	Sept. 1	Texas Tech Invitational Vs. Texas-Pan American	Lubbock, Texas	11:00 a.m.
Fri.	Sept. 7	Boise State Tournament Vs. UC Irvine Vs. Boise State	Boise, Idaho	11:00 a.m. 7:30 p.m.
Sat.	Sept. 8	Boise State Tournament Vs. Southern Utah	Boise, Idaho	11:00 a.m.
Thurs.	Sept. 13	*Texas State	San Marcos, Texas	6:30 p.m.
Sat.	Sept. 15	*UTSA	San Antonio, Texas	2:00 p.m.
THURS.	SEPT. 20	*IDAHO	SPARTAN GYM	7:00 p.m.
SAT.	SEPT. 22	*SEATTLE	SPARTAN GYM	7:00 p.m.
TUES.	SEPT. 25	PACIFIC	SPARTAN GYM	7:00 p.m.
Thurs.	Sept. 27	*UT Arlington	Arlington, Texas	7:00 p.m.
Sat.	Sept. 29	*Louisiana Tech	Ruston, La.	7:00 p.m.
THURS.	OCT. 4	*DENVER	SPARTAN GYM	7:00 p.m.
SAT.	OCT. 6	*NEW MEXICO STATE	SPARTAN GYM	7:00 p.m.
Sat.	Oct. 13	*Utah State	Logan, Utah	7:00 p.m.
MON.	OCT. 15	*TEXAS STATE	SPARTAN GYM	7:00 p.m.
Thurs.	Oct. 18	*Seattle	Seattle, Wash.	7:00 p.m.
Sat.	Oct. 20	*Idaho	Moscow, Idaho	7:00 p.m.
THURS.	OCT. 25	*LOUISIANA TECH	SPARTAN GYM	7:00 p.m.
SAT.	OCT. 27	*UT ARLINGTON	SPARTAN GYM	7:00 p.m.
Thurs.	Nov. 1	*New Mexico State	Las Cruces, N.M.	7:00 p.m.
Sat.	Nov. 3	*Denver	Denver, Colo.	7:00 p.m.
SAT.	NOV. 10	*UTAH STATE	SPARTAN GYM	7:00 p.m.
TUES.	NOV. 13	CSU BAKERSFIELD	SPARTAN GYM	6:00 p.m.
FRI.	NOV. 16	*UTSA	SPARTAN GYM	7:00 p.m.
Nov. 19-21		WAC Tournament	San Antonio, Texas	

* – Western Athletic Conference match

Local time listed for all matches.

2012 Spartan Volleyball Roster

NO	NAME	POS	HT	YR	HOMETOWN/LAST SCHOOL
1	Hanah Blume	LS	6-0	JR	Columbia, Calif./Sonora HS/Mother Lode
2	Michaela Leonard	S	5-9	FR	Auburn, Calif./Placer HS/NCVC
3	Sarah Griest	RS/MB	6-0	JR	Foster City, Calif./San Mateo HS/City Beach
4	Mary Alice O'Reilly	MB	6-1	SO	San Bruno, Calif./Mercy HS/Vision
6	Kiely Pieper	L	5-10	SO	Los Gatos, Calif./Los Gatos HS/Vision
7	Brittney Diffine	S	5-7	JR	Riverside, Calif./Shorter University
9	Samantha O'Connell	LS	6-0	SO	Reno, Nev./Reno HS/Northern Nevada
11	Alex Akana	MB	6-0	SR	Kailua, Hawaii/Kamehameha HS/Imi Ike
12	Sydney LaFollette	MB/OH	6-0	FR	San Dimas, Calif./South Hills HS/Pacific Jrs.
14	Katie Turner	DS	5-7	SR	Tracy, Calif./Tracy HS/Rage
15	Krista Miller	RS	6-0	SR	San Ramon, Calif./California HS/Norcal

Head Coach: Oscar Crespo (San Jose State, 1990; 6th season)

Assistant Coach: Jeanine Haldi (San Jose State, 2003; 7th season)

Assistant Coach: Nik Rao (UC Davis, 2009; 4th season)

Volunteer Assistant: Annie Feller (UC Riverside, 1987; 5th season)

Alphabetical Roster

11	Alex Akana
1	Hanah Blume
7	Brittney Diffine
3	Sarah Griest
12	Sydney LaFollette
2	Michaela Leonard
15	Krista Miller
9	Samantha O'Connell
4	Mary Alice O'Reilly
6	Kiely Pieper
14	Katie Turner

By Position

Left Side (3)

Blume, LaFollette, O'Connell

Middle Blocker (4)

Akana, Griest, LaFollette, O'Reilly

Right Side (2)

Griest, Miller

Setter (2)

Diffine, Leonard

Libero/Defensive Specialist (2)

Pieper, Turner

2012 San Jose State University Women's Volleyball Quick Facts

Location:	San Jose, CA 95192
Founded:	1857
Enrollment:	26,796
President:	Mohammad Qayoumi
Athletics Director:	Gene Bleymaier
Associate AD/SWA:	Liz Jamigan
Faculty Athletics Representative:	Bill Campsey
Nickname:	Spartans
School Colors:	Gold, White & Blue
Conference:	Western Athletic
Affiliation:	NCAA Division I
Home Court (Capacity):	Spartan Gym (1,000)
Courtside Phone:	(408) 924-3348
Head Coach:	Oscar Crespo (San Jose State, 1990)
San Jose State Record:	48-99/5 years
Career Record:	48-99/5 years
Assistant Coaches:	Jeanine Haldi (San Jose State, 2002) Nik Rao (UC Davis, 2009)
Volunteer Assistant:	Annie Feller (UC Riverside, 1987)
Volleyball Office Phone:	(408) 924-1242
2011 Record:	12-17
2011 Conference Record/Finish:	6-8/6th
2011 Postseason:	N/A
Starters Returning/Lost:	3 + libero/2
Letterwinners Returning/Lost:	7/4
Associate SID/Volleyball Contact:	Amy Villa
SID Office Phone:	(408) 924-1216
SID Cell Phone:	(408) 421-8604
SID FAX:	(408) 924-1291
email:	amy.villa@sjsu.edu
SJSU Athletics Web Site:	www.sjsuspartans.com

Radio/TV Roster



1

Hanah Blume
LS • 6-0 • JR
Columbia, Calif.



2

Michaela Leonard
S • 5-9 • FR
Auburn, Calif.



3

Sarah Griest
RS/MB • 6-0 • JR
Foster City, Calif.



4

Mary Alice O'Reilly
MB • 6-1 • SO
San Bruno, Calif.



6

Kiely Pieper
DS • 5-10 • FR
Los Gatos, Calif.



7

Brittney Diffine
S • 5-7 • FR
Riverside, Calif.



9

Samantha O'Connell
LS • 6-0 • SO
Reno, Nev.



11

Alex Akana
MB • 6-0 • SR
Kailua, Hawaii



12

Sydney LaFollette
MB/OH • 6-0 • FR
San Dimas, Calif.



14

Katie Turner
DS • 5-7 • SR
Tracy, Calif.



15

Krista Miller
RS • 6-0 • SR
San Ramon, Calif.



Oscar Crespo
Head Coach

Meet Th



ne Team



Spartan Volleyball Coaching Staff



Oscar Crespo Head Coach

San Jose State head coach Oscar Crespo begins his sixth season as head coach at his alma mater. A 1990 graduate, Crespo was named program's sixth head coach in March of 2007.

The 2012 team returns eight letterwinners from last year's team that showed a 10-win improvement. The Spartans won the Hilton Stockton Invitational title with a 3-1 record that included a win at Pacific for the first time since 1990.

Crespo's teams have shown success and growth over the past five years. In his first two seasons, Crespo led the Spartans to the semifinal match of the WAC Tournament in each year. Crespo recorded his first collegiate win with a 3-0 sweep of Grambling State on August 24, 2007.

The Spartans won two tournaments during Crespo's first season - ASU/ Bancorp South Classic and the UVU/La Quinta Inn & Suites Invitational. San Jose State defeated Pacific-10 foe Arizona State, 3-1. The team also got a jolt in its final non-conference match of the year as a 5.6 earthquake shook Spartan Gym in game two against Pacific on October 30, forcing the cancellation of the match.

In five years, nine Spartan players have received either first or second team All-WAC recognition, while four were named to the all-freshman team.

Rooted in fundamentals, Crespo believes in the well-rounded student-athlete. He wants each member of his team to be a successful student in the classroom and a solid athlete on the court. For his efforts in helping his student athletes graduate, Crespo was honored by the San Jose State Athletics Board by being named the 2012 Coach of the Year.

During his five years, 17 players have earned 39 Academic All-WAC honors. The team had the highest combined team grade-point average for the 2009-10 Fall and Spring semesters at San Jose State, winning the Order of Spartan Team GPA Award and the Athletics Board's Best Academic Performance Award.

Prior to accepting the Spartan position, Crespo spent seven years as a member of the University of Nevada volleyball coaching staff. From 2000-01, he was the Wolf Pack's assistant head coach before being promoted to associate head coach prior to the start of the 2002 season.

His primary areas of focus at Nevada were athlete training and development; opponent



Spartan Volleyball Coaching Staff

scouting and evaluation; recruiting; setter development; drill development and individual and team skill evaluation; development of defensive and offensive systems, and statistical analysis of individual and team play.

His recruiting expertise helped the Pack sign the 23rd-ranked volleyball recruiting class for 2006 according to PrepVolleyball.com. Crespo was instrumental in Nevada's recent success of participating in four of the last five NCAA Tournaments.

A member of the American Volleyball Coaches Association, USA Volleyball, and the Northern California Volleyball Association, Crespo is an accomplished coach with international experience. He spent the spring of 2002 coaching a USA College All-Star team in France, Holland and Belgium.

In the spring of 2007, Crespo was an assistant coach for the USA Volleyball Federation/Bring It Promotions (Senior) Select Team.

The USA/BIP team, which included former Spartans Jennifer Senftleben and Jessie Shull, traveled to Argentina to play the Argentinean National team as well as top club teams around Buenos Aires.



2012 Coaching Staff



Crespo's vast coaching experience also includes stints at the

University of California (1995-98), Saint Mary's College (1993-94) and De Anza College.

Crespo received a bachelor's degree in art history from San Jose State and was a member of the men's club volleyball team. Crespo and his wife, Lisa Ice-Crespo, a three-time All-American volleyball player at San Jose State, reside in Los Gatos with their three children: Ryan, Rachel and Karly Nicole.

Spartan Volleyball Coaching Staff



Jeanine Haldi Assistant Coach

Former San Jose State player Jeanine Haldi begins her seventh season as the Spartans first assistant coach.

Haldi serves as recruiting coordinator and is responsible for athlete training and development, opponent scouting and defensive system analysis. Her duties also include team travel, summer camp coordinator, program compliance, and team academics.

For her academic efforts with the Spartan team, Haldi was awarded 2010 San Jose State Assistant Coach of the Year for Academics. She spearheaded the program for individual academic plans and strategies resulting in the highest team grade-point average for 2010.

Haldi played for San Jose State 1999-2002 and finished her four year career with 982 digs, currently sixth all time. Considered the first libero in Spartan history as the position was instituted her senior year, Haldi led the 2001 and 2002 team in digs and played in two NCAA tournaments (2000, 2001) including the 2001 upset of Santa Clara as an opposite and contributed eight block assists in the win.

During the 05-06 school year, Haldi worked in the San Jose State Athletics Department as a compliance assistant while she was completing her master's degree in Sport Management from the University of San Francisco.

Haldi has coached at the junior college, high school and club level. She currently coaches for Vision Volleyball Club of Los Gatos.

Haldi is a member of the American Volleyball Coaches Association, USA Volleyball, and Northern California Volleyball Association. A three-time Scholar-Athlete, Haldi graduated from San Jose State in 2003 with a bachelor's degree in Kinesiology and Sport Management. She received her master's degree from the University of San Francisco in May 2006. Haldi currently resides in Los Gatos.



Spartan Volleyball Coaching Staff



Nik Rao
Assistant Coach

Nik Rao begins his fourth season as a member of the Spartan volleyball coaching staff. He handles all video responsibilities for the team, equipment, scheduling and tracking players statistically in practice and games. During practice, Rao works on floor defense, serve-receive, blocking systems and pin attacking.

Rao played five years on the UC Davis men's club team. He was a five-year captain on the team and a three-time Defensive Player of Year honoree. He was also a student assistant for the women's program for the 2008 season. Rao has coached the San Jose State men's club in the past.

He currently coaches at City Beach Volleyball Club where he has the 18 Green team. Rao coached the 18 Black in 2011 and won the Southern California JO Qualifier. Rao also coaches for Gold Medal Squarred Volleyball Camps.

In boys volleyball, Rao coached at Leland High School for two seasons and for the Central Coast Volleyball Club.

Rao received a bachelor of arts degree in psychology from UC Davis in 2009.



Annie Feller
Volunteer Assistant

Annie Feller begins her fifth season as a member of the Spartan coaching staff.

Feller was the head coach at Santa Clara from 1993-98, where she had four winning seasons and made three NCAA tournament appearances. She recorded two 20-win seasons (1993, 22; 1998, 20). Her 1993 team won the West Coast Conference title.

After serving as an assistant coach for three seasons (1990-92), Feller took over the head coaching duties for the 1993 season. Her first team won its second straight WCC title and earned a spot in AVCA Top 25 poll for the first time in school history.

Prior to her Santa Clara stint, Feller was an assistant coach at Hawaii as a member of Dave Shoji's coaching staff.

An All-American at UC Riverside, Feller led her team to the 1986 NCAA Division II National Championship and was Reebok's Division II Player of the Year. A three-time CCAA first team pick, she was a 1986 Broderick Award nominee and UC Riverside's Female Athlete of the Year twice. Feller was a 1993 inductee into the UC Riverside Hall of Fame.

Feller graduated from UC Riverside in 1987 with a bachelor of arts degree in psychology. She received a master of arts degree in education administration from Santa Clara in 1994.

VOLLEYBALL
NCAA
TAL FOUR
1984

VOLLEYBALL
NCAA
SECOND ROUND
1985

VOLLEYBALL
NCAA
SECOND ROUND
1986

VOLLEYBALL
NCAA
SECOND ROUND
1987

VOLLEYBALL
NCAA
FIRST ROUND
1988

VOLLEYBALL
NCAA
FIRST ROUND
1989



2012 Sp

SPARTAN VOLLEYBALL

SPARTANS		GUEST	
[]		[]	
GAMES WON			
1	2	3	4

VOLLEYBALL
NCAA
FIRST ROUND
1990

VOLLEYBALL
NCAA
FIRST ROUND
1998

VOLLEYBALL
NCAA
FIRST ROUND
2000

VOLLEYBALL
NCAA
SECOND ROUND
2001



partans

Spartan Biographies

2012: Fourth season at San Jose State.

2011: Second team All-WAC selection...started 28 of 29 matches at middle blocker...averaged 2.04 kills and 0.88 blocks per set...career-best 17 kills in a win over Texas Tech...added 15 kills in a Louisiana Tech victory...13 kills in a win over Idaho...12 kills at Pacific, 11 against Sacramento State and 10 at Louisiana Tech...no hitting errors against Hampton (9-0-11) and Nevada (8-0-11)...nine blocks in a win over Arizona State with one solo and eight block assists...nine



#11

Alex Akana

Middle Blocker

6-0 • Senior

Kailua, Hawaii

Kamehameha HS

blocks against Loyola Marymount with a career-best two solo blocks and seven block assists...six blocks against Louisiana Tech with one solo and five assists...six block assists against Fresno State, five block assists versus New Mexico, CSU Bakersfield and Texas Tech and four against UC Santa Barbara...six digs at Louisiana Tech...four digs at #9 Hawai'i...WAC Player of the Week for her performance in the win over Texas Tech...hit .500 in the match with a career-best 17 kills, including the match winner, and five block assists.

2010: Started 29 matches...played in 103 sets...hit .251 on the season and averaged 2.11 kills and 0.57 blocks per set...hit a season-best .455 against Louisiana Tech (13-3-22) and .429 at Boise State (8-2-14)...led the team with 16 kills against Boise State...five service aces against Seattle...career-best eight block assists versus Gonzaga... added five block assists at Utah State and against Nevada...six total blocks at Utah State and five total blocks at UNLV...five digs against UC Riverside...named to the all-tournament team at the SJSU Tournament.

2009: WAC All-Freshman Team honoree...started every match at middle blocker...seven matches with 10 or more kills including 14 against Sacramento State and 12 against Boise State and New Mexico State...hit .636 at Nevada (8-1-11), .550 at Saint Mary's (11-0-20), .462 against the Huskies (7-1-13) and .429 versus the Cardinal (10-1-21)...three assists at Saint Mary's...two service aces against Eastern Washington and Boise State...five digs at Fresno State...six block assists at Boise State and four block assists against Louisiana Tech and at Fresno State...five blocks against Louisiana Tech (1-4) and four blocks at Fresno State (0-4) and versus Nevada (1-3).

HIGH SCHOOL: Three year letterwinner at Kamehameha High School for head coach Chris Blake...first team *Honolulu Advertiser* All-State selection her senior season...state championship all-tournament team selection...second team Interscholastic League of Honolulu All-Star selection her senior year...*Star Bulletin* All-State/Fab 5 selection her senior year and a second team selection her junior year...team won the state championship each of her four years played...teammate of Spartan Caitlin Andrade...played club for 'Imi 'Ike and head coach Mike Sealey...also lettered one season in basketball.

PERSONAL: A liberal studies major with a focus on teaching...Academic All-WAC honoree...San Jose State Scholar Athlete...wants to be an elementary teacher after graduation...enjoys hiking, going to the beach and reading...Alexandres-Joan Kapualokemakamaeiloko`okapu`uwai O Kanani Akana was born on April 4, 1991, in Kailua, Hawaii.



Career Statistics

YEAR	MP	SP	K	E	TA	PCT.	AST	SA	DIG	BS	BA	TB
2009	28	101	201	100	535	.189	10	15	37	5	41	46
2010	29	103	217	84	529	.251	7	14	55	2	57	59
2011	29	98	200	63	443	.309	27	6	39	9	77	86
Totals	86	302	618	247	1507	.246	44	35	131	16	175	191

Career Highs

Kills	17	Texas Tech, 11-15-11
Attempts	31	Two opponents
Assists	3	Six opponents
Aces	5	Seattle, 9-11-10
Digs	6	at Louisiana Tech, 10-13-11
Block Solo	2	Loyola Marymount, 9-17-11
Block Assists	8	Two opponents
Total Blocks	9	Two opponents

Spartan Biographies

2012: Third year at San Jose State.

2011: Played in 25 matches and 72 sets and started 11 matches... averaged 1.07 kills and 2.00 digs per set... 10 kills in a win over Texas Tech and nine against New Mexico State at home... eight kills in a win over Utah State and seven against Idaho... two service aces at Fresno State... career-best 20 digs against Idaho... 13 digs against Louisiana Tech, 12 digs at Louisiana Tech and 11 digs versus UC Santa Barbara and Utah State... first career solo block against North Dakota and added another in a home match against New Mexico State... four block assists in a win over Texas Tech... two block assists against Utah State.



#1

Hanah Blume

Left Side

6-0 • Junior

Columbia, Calif.

Sonora HS

2010: Played in 30 matches and 102 sets... led the Spartans in kills with 295, 2.89 per set... WAC All-Freshman team honoree... season-best 20 kills on 40 attempts with only five errors for a .375 hitting percentage against Portland State... added 17 kills in a win at UNLV... 16 matches with 10+ kills... first collegiate double-double with 14 kills and 13 digs versus UC Riverside... four other double-doubles - Portland State with 20 kills and a season-best 19 digs, 15 kills and 16 digs at Utah State, 12 kills and 10 digs at Idaho and 10 kills and 11 digs against Fresno State... 15 digs against Drake and 14 versus Seattle... started her first collegiate match against Drake... two service aces against Seattle, Idaho, Utah State and Fresno State... four block assists against Nevada... named to the all-tournament teams at the SJSU/SMC Tournament, SJSU Tournament and UNLV Classic.

HIGH SCHOOL: Three-year letterwinner at Sonora High School... 2009 Co-Most Valuable Player of the Valley Oak League... two-time first team All-VOL... senior team advanced to the semifinals of the CIF Sac-Joquin Section Championships... team won the VOL her senior year with a 16-0 record... 363 kills and 76 blocks her senior year... two-time *Union Democrat* All-Area MVP... played on the 2008 USA Girls Youth Bronze team at the USA Volleyball High Performance Championships... played club at Mother Lode Volleyball Club... also lettered one year in basketball and softball.

PERSONAL: Communication studies major with a minor in kinesiology... has a twin sister Sarah and a brother, Andrew, who played football at Sacramento State... Hanah Justine Blume was born on July 13, 1992, in Sonora, Calif.

Career Statistics

YEAR	MP	GP	K	E	TA	PCT.	AST	SA	DIG	BS	BA	TB
2010	30	102	295	154	845	.167	33	12	220	0	18	18
2011	25	72	77	64	307	.042	16	11	144	2	8	10
Totals	55	174	372	218	1152	.134	49	23	364	2	26	28

Career Highs

Kills	20	Portland State, 9-10-10
Attempts	46	Louisiana Tech, 11-5-10
Assists	3	Four opponents
Aces	2	Five opponents
Digs	20	Idaho, 10-21-11
Block Solo	1	Two opponents
Block Assists	4	Two opponents
Total Blocks	4	Two opponents



Spartan Biographies

2012: Third season at San Jose State.

2011: Played in 10 matches and 14 sets...four kills in a win over Texas Tech...three kills on six attempts against Sacramento State...two kills at Louisiana Tech...one kill against Nevada and Hampton...one assist against New Mexico...two service aces and three digs against Texas Tech...three blocks - one solo, two assists - against Sacramento State...added an assist against Hampton.

2010: Played in 26 matches and 63 sets...averaged 1.37 kills and 0.49 blocks...started her first collegiate match against Drake...11 kills against Idaho and nine at Fresno State...eight kills against CSU Bakersfield and six kills versus UCLA, UC Riverside and Fresno State...hit .556 at Sacramento State (5-0-9), .529 at Fresno State (9-0-17) and .500 against Idaho (11-2-18)...two digs versus Seattle and Idaho...season-high six block assists against Seattle, five block assists at Fresno State and three block assists against CSU Bakersfield...three blocks at Sacramento State, one solo and two assists...added solo blocks against Idaho and at Hawaii.

HIGH SCHOOL: Four-year letterwinner at San Mateo High School for head coach Chris Tigno...two-time All-Peninsula Athletic League Bay Division first team selection...2009 San Mateo All-County first team honoree...senior year, her team advanced to the CCS quarterfinals...292 kills, 60 aces and 229 digs her senior year...played club at City Beach Volleyball Club...played on the 2009 NCVA Youth International Team at the USA Volleyball High Performance National Championships...also played on the 2008 NCVA Women's International Junior Team.

PERSONAL: Majoring in psychology...would like to continue her education at graduate school...enjoys outdoor activities and reading...Sarah Griest was born on July 31, 1992, in San Mateo, Calif.



#3

Sarah Griest

**Right Side/
Middle Blocker
6-0 • Junior
Foster City, Calif.
San Mateo HS**

Career Statistics

YEAR	MP	GP	K	E	TA	PCT.	AST	SA	DIG	BS	BA	TB
2010	26	63	86	28	214	.271	2	0	11	3	28	31
2011	10	14	12	3	28	.321	2	3	4	1	5	6
Totals	36	77	98	31	242	.277	4	3	15	4	33	37

Career Highs

Kills	11	Idaho, 9-25-10
Attempts	23	Portland State, 9-10-10
Assists	1	Three opponents
Aces	2	Texas Tech, 11-15-11
Digs	3	Texas Tech, 11-15-11
Block Solo	1	Four opponents
Block Assists	6	Seattle, 9-11-10
Total Blocks	6	Seattle, 9-11-10



Jose... Univer

asics

Spartan Biographies

2012: Fourth season at San Jose State.

2011: Started 22 of her 29 matches played...92 sets played...averaged 1.82 kills, 2.66 digs and 0.49 blocks per set...career-best 13 kills in a win over Idaho...10 kills on 32 attempts against UC Santa Barbara...nine kills against Wisconsin-Milwaukee, Northern Arizona, New Mexico, UC Riverside, Utah State at Fresno State...first career double-double with 10 kills and 17 digs versus UC Santa Barbara...added another against Idaho with 13 kills and 20 digs...

four service aces against UC Riverside...17 digs against Sacramento State and Louisiana Tech, 14 digs versus Milwaukee and 12 against Arizona State and at Fresno State...two solo blocks against Louisiana Tech...solo block against #7 Hawaii... five block assists against Milwaukee and Northern Arizona...four block assists at Arizona State and against New Mexico and Fresno State...four total blocks against Louisiana Tech (2-2)...named to the Fiesta Bowl All-Tournament Team.

2010: Played in 22 matches and 55 sets...averaged 1.56 kills and 0.39 blocks...season high 11 kills against Boise State...nine kills against Portland State and eight kills against UC Riverside and Seattle...one service ace at North Dakota and against UC Riverside...three digs at North Dakota and against UC Riverside and Portland State...first career solo block against Gonzaga and added another against Boise State...six block assists in a win at Utah State...four block assists against Seattle and two versus Portland State and Nevada.

2009: Played in 26 matches, 81 sets and started seven...saw action in her first collegiate match against San Diego State...season-best 12 kills on 27 attempts against Louisiana Tech...added seven kills against New Mexico State, Eastern Washington and at Fresno State...only service ace against San Diego State...seven digs at Idaho, six digs against Nevada and five digs against Boise State and at Fresno State...seven block assists against Idaho... three block assists versus Boise State (twice).

HIGH SCHOOL: A four-year starter at California High School in San Ramon for head coach Todd Baham... All-East Bay Athletic League selection...team played at the North Coast Section twice...played club for Norcal Volleyball and head coach Sam Crosson...went to Junior Olympics four different years...also played softball in high school and was a four-year letterwinner...first team all-league and All-Metro Bay Area honoree...pitched and played first base...softball team advanced to the finals of the NCS.

PERSONAL: A liberal studies major with an emphasis in teaching...would like to teach after graduation... spent her 2011 spring break in the Dominican Republic with the organization Kids Alive International...built a sand volleyball court and played sports with children in an orphanage in the village of Monte Plata...Krista Marie Miller was born on February 3, 1991, in Walnut Creek, Calif.



#15

Krista Miller

Right Side

6-0 • Senior

San Ramon, Calif.

California HS



Career Statistics

YEAR	MP	GP	K	E	TA	PCT.	AST	SA	DIG	BS	BA	TB
2009	26	81	95	95	405	.000	5	1	52	0	27	27
2010	22	55	89	61	273	.103	4	2	18	2	21	23
2011	29	92	167	73	437	.215	21	18	245	3	42	45
Totals	77	228	351	229	1115	.109	30	21	315	5	90	95

Career Highs

Kills	13	Idaho, 10-21-11
Attempts	36	Portland State, 9-10-10
Assists	2	Five opponents
Aces	4	UC Riverside, 9-17-11
Digs	20	Idaho, 10-21-11
Block Solo	2	Louisiana Tech, 11-12-11
Block Assists	7	Idaho, 9-24-09
Total Blocks	7	Idaho, 9-24-09

Spartan Biographies

2012: Second season at San Jose State.

2011: Played in 16 matches and 37 sets...averaged 2.00 kills and 1.27 digs per set...started her first collegiate match against New Mexico State and saw her first collegiate action in the third set against UC Santa Barbara...15 kills against Louisiana Tech, 14 versus Texas Tech and 10 against New Mexico State at the WAC



#9

Samantha O'Connell

Left Side

6-0 • Sophomore

Reno, Nev.

Reno HS

Tournament...first collegiate double-double with 14 kills and 15 digs in the win over Texas Tech...added eight digs against Louisiana Tech and five digs against Sacramento State...four block assists in a win over Louisiana Tech...three block assists against Sacramento State and at Fresno State...one solo block against UC Riverside and against New Mexico State at the WAC Tournament.

HIGH SCHOOL: Played at Reno High School for head coach Adrian Hankoff...led her senior team to the semifinal of the 4A North Volleyball Championship...had 18 kills in the match...her junior year, lost in the semifinals of the 4A state tournament...team did not lose a set in the regional...was named first team all-state...played club for Northern Nevada Juniors 18 Baden team and head coach Jason Sterrett...also played basketball and swam in high school.

PERSONAL: A communications major...brother, Arek, was a swimmer at Biola University...Samantha Christine O'Connell was born on August 4, 1993, in Lexington, Kentucky.

Career Statistics

YEAR	MP	GP	K	E	TA	PCT.	AST	SA	DIG	BS	BA	TB
2011	16	37	74	30	241	.183	1	5	47	2	19	21
Totals	16	37	74	30	241	.183	1	5	47	2	19	21

Career Highs

Kills	15	Louisiana Tech, 11-12-11
Attempts	41	Texas Tech, 11-15-11
Assists	1	New Mexico State, 11-21-11
Aces	2	Two opponents
Digs	15	Texas Tech, 11-15-11
Block Solo	1	Two opponents
Block Assists	4	Louisiana Tech, 11-12-11
Total Blocks	4	Louisiana Tech, 11-12-11



Spartan Biographies

2012: Second year at San Jose State.

2011: Played in 16 matches and 26 sets...saw her first collegiate action against Denver and started her first match against North Dakota...five kills against Denver...four against North Dakota and hit .429 in the match (4-1-7)...four kills and hit .571 against Texas Tech (4-0-7)...three versus New Mexico, in a win over Utah



#4

Mary Alice O'Reilly

Middle Blocker
6-1 • Sophomore
San Bruno, Calif.
Mercy HS

State and against New Mexico State...two digs against North Dakota...one solo block at Nevada and against New Mexico State...three block assists against New Mexico and two at Northern Arizona and in a win over Louisiana Tech...two total blocks at Nevada.

HIGH SCHOOL: Four-year letterwinner at Mercy High School for head coach Nga Tran...two-time Max-Preps California Division IV All-State Team selection...unanimous selection as the West Bay Athletic League Most Valuable Player...three-time first team All-WBAL...Daily Journal Player of the Year...San Mateo Times Athlete of the Year...one of only 354 players nationally to receive mention on prepvolleyball.com's 2009 All-America teams...finished her senior year with 286 kills and 95 blocks...played club for Vision and head coach Jason Mansfield...team was third at Junior Olympics.

PERSONAL: Child development major...likes being with family and friends...Mary Alice O'Reilly was born on February 22, 1993, in San Francisco.

Career Statistics

YEAR	MP	GP	K	E	TA	PCT.	AST	SA	DIG	BS	BA	TB
2011	16	26	33	14	79	.241	0	2	3	2	12	14
Totals	16	26	33	14	79	.241	0	2	3	2	12	14

Career Highs

Kills	5	Denver, 8-27-11
Attempts	10	Denver, 8-27-11
Assists	--	--
Aces	2	New Mexico State, 10-15-11
Digs	2	North Dakota, 9-9-11
Block Solo	1	Two opponents
Block Assists	3	New Mexico, 9-3-11
Total Blocks	3	New Mexico, 9-3-11



Spartan Biographies

2012: Second year at San Jose State.

2011: Played in 21 matches and 66 sets...starting libero...averaged 2.12 digs and 0.32 service aces per set...saw her first collegiate action against Hampton...career-best 16 digs against Idaho...added 15 against Utah State, 14 at Fresno State, 13 digs against Nevada, 11 digs at Louisiana Tech and 10 against #7 Hawaii...three assists against Fresno State...four service aces in the win over Idaho...two aces in five other matches.



#6

Kiely Pieper

Libero

5-10 • Sophomore

Los Gatos, Calif.

Los Gatos HS

HIGH SCHOOL: Played four years at Los Gatos High School for head coaches Daniel Hoefler and Amy Grabil...second team All-Santa Clara Valley Athletic League – DeAnza Division...named the San Jose Mercury News Athlete of the Week in 2010 as she led her team to a victory over Palo Alto...had 11 digs and six service aces in the match...MVP of the Los Gatos Tournament her senior year...led her team in digs and aces her senior year...played club for Vision and head coach Jeff Kim...played at Junior Nationals three times.

PERSONAL: Majoring in advertising...enjoys surfing, hanging out with friends and shopping...Kiely Fehr Pieper was born on April 17, 1993, in El Paso, Texas.

Career Statistics

YEAR	MP	GP	K	E	TA	PCT.	AST	SA	DIG	BS	BA	TB
2011	21	66	1	0	4	.250	16	20	140	0	0	0
Totals	21	66	1	0	4	.250	16	20	140	0	0	0

Career Highs

Kills	1	at Fresno State, 10-29-11
Attempts	2	at Louisiana Tech, 10-13-11
Assists	3	Fresno State, 9-29-11
Aces	4	Idaho, 10-21-11
Digs	16	Idaho, 10-21-11
Block Solo	--	--
Block Assists	--	--
Total Blocks	--	--



Spartan Biographies

2012: Fourth season at San Jose State.

2011: Played in 22 matches... played mostly as a defensive specialist...averaged 2.81 digs per set... double-digit digs in nine matches - 19 against Pacific, 16 versus Loyola Marymount, 15 against UC Riverside, 13 against UC Santa Barbara, 12 vs. Milwaukee, Arizona State and Louisiana Tech, 11 against Denver and 10 at Idaho...one kill against Milwaukee and North Dakota...three service aces against Hampton...two aces against UC Santa Barbara.



#14

Katie Turner

Defensive Specialist

5-7 • Senior

Tracy, Calif.

Tracy HS

2010: Played in 29 matches and 101 sets...starting libero for the Spartans...averaged 3.18 digs per set...career best 24 digs in a win over Portland State...double-figure digs in 18 matches... added 23 digs against Boise State, 21 at Idaho, 18 against Idaho, 16 digs against CS Northridge and Fresno State and 15 at New Mexico State...five assists against Seattle and four versus Boise State...five service aces in a home match against Nevada... added two service aces against Portland State and CSU Bakersfield.

2009: Played in all 28 matches and 79 sets...saw most of her time as a defensive replacement...five kills in 19 attempts at Seattle...two kills at Washington and against San Diego State...recorded double-digit digs in four matches - 15 against San Diego State and at Saint Mary's, 12 versus #4 Washington and 10 at Seattle...nine digs at California and eight digs versus Eastern Washington...two aces at Pacific and Saint Mary's...one block assist against Stanford and California.

HIGH SCHOOL: Four-year starter at Tracy High School and head coach David Daily...2008 San Joaquin Athletic Association Most Valuable Hitter...three-time first team all-league honoree...played club for Ripon Rage and advanced to the 2009 Junior Olympics...also played for Delta Valley...played two years of softball and one year of basketball.

PERSONAL: Hospitality, tourism and event management major...would like to own a her own business...Academic All-WAC honoree...San Jose State Scholar Athlete...enjoys hiking and being with friends and family...cousin is Logan Mankins, a player on the New England Patriots...Katherine Lynn Turner was born on May 7, 1991, in Watsonville, Calif.

Career Statistics

YEAR	MP	GP	K	E	TA	PCT.	AST	SA	DIG	BS	BA	TB
2009	28	79	16	27	81	-.136	12	9	146	0	2	2
2010	29	101	1	4	10	-.300	37	23	321	0	0	0
2011	23	69	2	2	9	.000	26	8	194	0	0	0
Totals	80	249	19	33	100	-.140	75	40	661	0	2	2

Career Highs

Kills	5	at Seattle, 8-29-09
Attempts	19	at Seattle, 8-29-09
Assists	5	Seattle, 9-11-10
Aces	5	Nevada, 10-30-10
Digs	24	Portland State, 9-10-10
Block Solo	--	----
Block Assists	1	Two opponents
Total Blocks	1	Two opponents



Spartan Biographies



#7
Brittney
Diffine
Setter
5-7 • Junior
Riverside, Calif.
Shorter
University



#12
Sydney
LaFollette
MB/OH
6-0 • Freshman
San Dimas, Calif.
South Hills HS

2012: First season at San Jose State.

SHORTER UNIVERSITY: Played 2011 season at Shorter University in Rome, Ga...All-Academic Southern States Athletic Conference honoree.

RIVERSIDE CC: Played two seasons for head coach Monica Trainer...first team all-conference selection... school's Female Athlete of the Year in 2010.

HIGH SCHOOL: Three-year letterwinner at Poly High School in Riverside, Calif., for head coach Donna Neece and Tyler Kreiger...three-time first team all-league selection at setter...Scholar Athlete.

PERSONAL: Majoring in biology with an emphasis on pre-med...wants to go to medical school after graduation...likes painting...Brittney Marie Diffine was born on March 1, 1991, in Redlands, Calif.

2012: First season at San Jose State.

HIGH SCHOOL: Three-year letterwinner at South Hills High School for head coach Charm Doyle... starting middle blocker and outside hitter...second team All-Sierra League selection her senior year...CIF Player of the Week in 2011 after recording a team-best 22 kills and eight blocks in a match against Chino Hills...plays for Pacific Juniors Volleyball Club and coach Sean Douglas...standout pitcher in softball... four-time all-league honoree...all-valley and All-CIF selection...2010 Co-MVP of Sierra League.

PERSONAL: Majoring in communications with a minor in marketing...member of Assisteens, non-profit organization for six years...received the Presidential Service Award for giving over 200 hours a year of her time to service...enjoys going to the beach... Sydney Grace LaFollette was born on May 29, 1994, in Portland, Ore.

Spartan Biographies



#2

**Michaela
Leonard**

Setter

**5-9 • Freshman
Auburn, Calif.
Placer HS**



2012: First year at San Jose State.

HIGH SCHOOL: Three-year starter at Placer High School for head coach Jennifer Wright...three-time All-Pioneer Valley League honoree...team won the 2009 and 2010 PVL Championship...2010 PVL Most Valuable Player...played at the 2012 Optimist All-Star Game and was the MVP of the North team...named to the All-City team and honored by the Sacramento River Cats...plays for Northern California Volleyball Club for coaches Jeff and Kristi Deter...team (Moxie 18-1) finished third in the 18 National division at the 2012 Girls USA Junior National Championships.

PERSONAL: Considering majors in environmental studies with a concentration in environmental restoration and resource management or business administration with a concentration in management...ranked in the top-5 percent of her graduating class...four-time Scholar Athlete and 2012 Placer Scholar-Athlete of the Year...2010 Academic Achievement in math...2011-12 Marin Corp Distinguished Scholar Award...likes piano and guitar music composition, ceramics and writing...Michaela Donna Leonard was born on May 17, 1994, in Roseville, Calif.



2011 Seniors



Brianna Amian
 Outside Hitter
 2007-11
 Second Team All-WAC
 in 2008

Asia Casino
 Setter/DS
 2009-11
 3-Time Academic All-
 WAC Honoree



Kylie Miraldi
 Middle Blocker
 2008-11

2011 Second Team All-WAC
 4-Time Academic All-WAC





*Previous
Season's
Results*

2011 Roster



2011 SAN JOSE STATE VOLLEYBALL ROSTER

NO	NAME	POS	HT	YR	HOMETOWN/LAST SCHOOL
1	Hanah Blume	LS	6-0	SO	Columbia, Calif./Sonora HS/Mother Lode
2	Taylor Japhet	LS	5-11	JR	Grass Valley, Calif./Nevada Union HS/Force
3	Sarah Griest	RS/MB	6-0	SO	Foster City, Calif./San Mateo HS/City Beach
4	Mary Alice O'Reilly	MB	6-1	FR	San Bruno, Calif./Mercy HS/Vision
5	Brianna Amian	OH/RS	5-10	SR	Kaneohe, Hawaii/Moanalua HS/Imi Ike
6	Kiely Pieper	DS	5-10	FR	Los Gatos, Calif./Los Gatos HS/Vision
7	Kylie Miraldi	MB	6-1	SR	Grass Valley, Calif./Nevada Union HS/Force
8	Savanah Leaf	LS	6-0	FR	San Anselmo, Calif./Marin Academy HS/Golden Bear
9	Samantha O'Connell	LS	6-0	FR	Reno, Nev./Reno HS/Northern Nevada
10	Asia Casino	DS/S	5-8	SR	San Jose, Calif./UC Davis/Vision
11	Alex Akana	MB	6-0	JR	Kailua, Hawaii/Kamehameha HS/Imi Ike
12	Capri Tirrell	DS	5-6	FR	Kailua, Hawaii/Maryknoll HS/Maunalani
13	Caitlin Andrade	S	5-9	JR	Kailua, Hawaii/Kamehameha HS/Jammers
14	Katie Turner	L	5-7	JR	Tracy, Calif./Tracy HS/Rage
15	Krista Miller	RS	6-0	JR	San Ramon, Calif./California HS/Norcal

Head Coach: Oscar Crespo (San Jose State, 1990; 5th season)

Assistant Coach: Jeanine Haldi (San Jose State, 2002; 6th season)

Assistant Coach: Nik Rao (UC Davis, 2009; 3rd season)

Volunteer Assistant Coach: Annie Feller (UC Riverside, 1987; 4th season)

2011 Final Statistics

##	Name	SP	MP-MS	KK/Set	E	TA	Pct	A	A/Set	SA	SA/Set	SE	RE	DIG	Dig/S	BS	BATotal	Blk/S	BEBHE	PTS		
8	Leaf, Savannah	87	24-24	257	2.95	162	804 .118	25	0.29	17	0.20	35	30	230	2.64	4	31	35	0.40	6	3	293.5
	WAC Only	39	11-11	117	3.00	61	355 .158	10	0.26	4	0.10	15	15	96	2.46	1	8	9	0.23	2	1	126.0
7	Miraldi, Kylie	99	29-29	203	2.05	52	504 .300	19	0.19	2	0.02	7	2	57	0.58	10	67	77	0.78	4	3	248.5
	WAC Only	47	14-14	103	2.19	22	239 .339	10	0.21	0	0.00	1	1	22	0.47	4	23	27	0.57	1	0	118.5
11	Akana, Alex	98	29-28	200	2.04	63	443 .309	27	0.28	6	0.06	13	1	39	0.40	9	77	86	0.88	2	6	253.5
	WAC Only	47	14-14	102	2.17	32	225 .311	19	0.40	4	0.09	11	1	28	0.60	5	27	32	0.68	1	4	124.5
15	Miller, Krista	92	29-22	167	1.82	73	437 .215	21	0.23	18	0.20	30	16	245	2.66	3	42	45	0.49	4	1	209.0
	WAC Only	43	14-9	80	1.86	22	196 .296	9	0.21	5	0.12	12	7	119	2.77	3	14	17	0.40	2	1	95.0
2	Japhet, Taylor	65	21-15	156	2.40	81	478 .157	7	0.11	4	0.06	19	12	90	1.38	1	17	18	0.28	3	1	169.5
	WAC Only	17	7-3	31	1.82	29	119 .017	2	0.12	1	0.06	5	3	10	0.59	0	1	1	0.06	1	1	32.5
1	Blume, Hanah	72	25-12	77	1.07	64	307 .042	16	0.22	11	0.15	14	18	144	2.00	2	8	10	0.14	1	1	94.0
	WAC Only	41	13-10	56	1.37	39	221 .077	10	0.24	8	0.20	12	11	97	2.37	1	4	5	0.12	1	1	67.0
9	O'Connell, S.	37	16-4	74	2.00	30	241 .183	1	0.03	5	0.14	8	5	47	1.27	2	19	21	0.57	1	0	90.5
	WAC Only	23	9-2	45	1.96	17	142 .197	0	0.00	3	0.13	6	1	22	0.96	0	13	13	0.57	1	0	54.5
13	Andrade, C.	102	29-28	70	0.69	21	185 .265	976	9.57	17	0.17	30	0	225	2.21	2	34	36	0.35	12	14	106.0
	WAC Only	48	14-13	36	0.75	9	86 .314	452	9.42	10	0.21	11	0	97	2.02	2	12	14	0.29	3	8	54.0
5	Amian, B.	31	14-7	37	1.19	24	118 .110	6	0.19	1	0.03	3	2	33	1.06	0	15	15	0.48	0	0	45.5
	WAC Only	18	8-5	16	0.89	17	62-.016	2	0.11	1	0.06	2	1	13	0.72	0	5	5	0.28	0	0	19.5
4	O'Reilly, M.	26	16-1	33	1.27	14	79 .241	0	0.00	2	0.08	1	0	3	0.12	2	12	14	0.54	1	1	43.0
	WAC Only	11	8-0	13	1.18	7	33 .182	0	0.00	2	0.18	1	0	1	0.09	2	5	7	0.64	1	0	19.5
3	Griest, Sarah	14	10-0	12	0.86	3	28 .321	2	0.14	3	0.21	0	0	4	0.29	1	5	6	0.43	1	0	18.5
	WAC Only	5	5-0	4	0.80	0	8 .500	1	0.20	1	0.20	0	0	1	0.20	0	1	1	0.20	0	0	5.5
10	Casino, Asia	36	20-1	3	0.08	1	11 .182	65	1.81	4	0.11	3	2	41	1.14	0	0	0	0.00	1	3	7.0
	WAC Only	18	9-1	1	0.06	0	4 .250	24	1.33	2	0.11	1	1	13	0.72	0	0	0	0.00	0	1	3.0
14	Turner, Katie	69	23-3	2	0.03	2	9 .000	26	0.38	8	0.12	20	15	194	2.81	0	0	0	0.00	0	2	10.0
	WAC Only	21	8-2	0	0.00	1	2-.500	4	0.19	1	0.05	2	4	49	2.33	0	0	0	0.00	0	1	1.0
6	Pieper, Kiely	66	21-0	1	0.02	0	4 .250	16	0.24	20	0.30	24	18	140	2.12	0	0	0	0.00	0	1	21.0
	WAC Only	44	13-0	1	0.02	0	4 .250	13	0.30	17	0.39	17	11	112	2.55	0	0	0	0.00	0	1	18.0
12	Tirrell, Capri	12	6-0	0	0.00	1	1-1.000	1	0.08	0	0.00	2	2	12	1.00	0	0	0	0.00	0	0	0.0
	WAC Only	4	2-0	0	0.00	0	0.000	1	0.25	0	0.00	1	1	3	0.75	0	0	0	0.00	0	0	0.0
TEAM													15									
SAN JOSE STATE		105	29-29	1292	12.30	591	3649 .192	1208	11.50	118	1.12	209	138	1504	14.32	36	327	199.5	1.90	36	36	1609.5
	WAC Only	49	14-14	605	12.35	256	1696 .206	557	11.37	59	1.20	97	66	683	13.94	18	113	74.5	1.52	13	19	738.5
Opponents		105	29-29	1331	12.68	556	3661 .212	1217	11.59	138	1.31	189	118	1526	14.53	36	344	208.0	1.98	45	27	1677.0
	WAC Only	49	14-14	622	12.69	243	1668 .227	560	11.43	66	1.35	74	59	725	14.80	17	164	99.0	2.02	22	9	787.0

2011 Results

Date	Opponent	Score	Score-by-game	Overall		Time	Attend
				Record	Conf. Record		
!Aug 26, 2011	vs Wisc.-Milwaukee	L 1-3	22-25,20-25,25-20,22-25	0-1	0-0	1:48	248
!Aug 27, 2011	vs Denver	L 1-3	22-25,22-25,25-16,19-25	0-2	0-0	1:50	133
!Aug 27, 2011	at Arizona State	W 3-1	25-22,25-22,16-25,25-23	1-2	0-0	1:51	403
\$Sep 02, 2011	at Northern Arizona	L 0-3	13-25,19-25,21-25	1-3	0-0	1:20	531
\$Sep 03, 2011	vs New Mexico	L 1-3	25-22,17-25,17-25,21-25	1-4	0-0	1:50	95
\$Sep 03, 2011	vs Hampton	W 3-0	25-14,25-8,25-12	2-4	0-0	1:00	43
%Sep 09, 2011	NORTH DAKOTA	L 0-3	19-25,22-25,21-25	2-5	0-0	1:11	408
%Sep 10, 2011	UC SANTA BARBARA	L 1-3	25-22,22-25,17-25,18-25	2-6	0-0	1:52	304
&Sep 15, 2011	at Pacific	W 3-1	25-22,25-20,21-25,25-23	3-6	0-0	1:56	529
&Sep 16, 2011	vs CSU Bakersfield	W 3-0	25-22,25-19,25-20	4-6	0-0	1:39	396
&Sep 17, 2011	vs Loyola Marymount	L 1-3	25-23,22-25,21-25,15-25	4-7	0-0	1:48	406
&Sep 17, 2011	vs UC Riverside	W 3-1	21-25,25-22,25-16,25-14	5-7	0-0	1:50	509
*Sep 22, 2011	at Utah State	L 0-3	18-25,20-25,12-25	5-8	0-1	1:15	658
*Sep 24, 2011	at Idaho	L 0-3	7-25,19-25,18-25	5-9	0-2	1:20	631
*Sep 29, 2011	FRESNO STATE	L 2-3	17-25,28-26,17-25,25-21,10-15	5-10	0-3	2:00	485
*Oct 01, 2011	NEVADA	W 3-0	25-21,25-20,25-21	6-10	1-3	1:25	302
Oct 04, 2011	SACRAMENTO ST.	L 1-3	22-25,17-25,25-18,17-25	6-11	1-3	1:43	243
*Oct 08, 2011	at #9 Hawai'i	L 0-3	21-25,8-25,19-25	6-12	1-4	1:26	6965
*Oct 13, 2011	at Louisiana Tech	W 3-0	25-19,25-11,25-14	7-12	2-4	1:24	227
*Oct 15, 2011	at New Mexico State	L 0-3	14-25,15-25,19-25	7-13	2-5	1:20	1570
*Oct 19, 2011	UTAH STATE	W 3-1	25-21,25-12,15-25,26-24	8-13	3-5	1:47	315
*Oct 21, 2011	IDAHO	W 3-2	25-23,18-25,25-18,19-25,15-12	9-13	4-5	2:15	208
*Oct 25, 2011	#7 HAWAII	L 0-3	17-25,20-25,19-25	9-14	4-6	1:24	812
*Oct 27, 2011	at Nevada	W 3-0	25-19,25-14,25-17	10-14	5-6	1:21	287
*Oct 29, 2011	at Fresno State	L 1-3	25-20,22-25,21-25,13-25	10-15	5-7	1:50	876
*Nov 10, 2011	NEW MEXICO STATE	L 0-3	23-25,25-27,16-25	10-16	5-8	1:30	264
*Nov 12, 2011	LOUISIANA TECH	W 3-1	17-25,25-17,25-23,25-12	11-16	6-8	1:45	342
Nov 15, 2011	TEXAS TECH	W 3-2	26-24,15-25,25-21,27-29,15-12	12-16	6-8	2:03	412
+Nov 21, 2011	vs New Mexico State	L 0-3	11-25,26-28,13-25	12-17	6-8	1:35	743

! - ASU/Sheraton Classic, Tempe, Ariz.

\$ - Fiesta Bowl Tournament, Flagstaff, Ariz.

% - San Jose State/Santa Clara Invitational

& - Hilton Stockton Invitational * - WAC Match

TEAM RECORD	W-L	ATTEND	Dates	Total	Average
Overall	12-17	Total	29	19345	667
Conference	6-8	Home	11	4095	372
Home	5-6	Away	10	12677	1268
Away	4-6	Neutral	8	2573	322
Neutral	3-5				
3 sets	5-9				
4 sets	5-7				
5 sets	2-1				

2010 Roster



2010 SAN JOSE STATE VOLLEYBALL ROSTER

NO	NAME	POS	HT	YR	HOMETOWN/LAST SCHOOL
1	Hahah Blume	LS	6-0	FR	Columbia, Calif./Sonora HS
2	Taylor Japhet	LS	5-11	SO	Grass Valley, Calif./Nevada Union HS
3	Sarah Griest	LS/RS	6-0	FR	Foster City, Calif./San Mateo HS
5	Brianna Amian	LS/RS	5-10	JR	Kaneohe, Hawaii/Moanalua HS
6	Sarah McAtee	RS/LS	6-0	JR	Grass Valley, Calif./Nevada Union HS
7	Kylie Miraldi	MB	6-1	JR	Grass Valley, Calif./Nevada Union HS
9	Courtney Zellmer	L	5-10	SR	Oakdale, Calif./Oakdale HS
10	Asia Casino	S/DS	5-8	JR	San Jose, Calif./UC Davis
11	Alex Akana	MB	6-0	SO	Kailua, Hawaii/Kamehameha HS
12	Lindsay Noone	LS/RS	5-11	FR	San Jose, Calif./Leigh HS
13	Caitlin Andrade	S	5-9	SO	Kailua, Hawaii/Kamehameha HS
14	Katie Turner	DS/L	5-7	SO	Tracy, Calif./Tracy HS
15	Krista Miller	LS/RS	6-0	SO	San Ramon, Calif./California HS
44	Leilani Marple	DS/L	5-4	SR	Ewa Beach, Hawaii/Concordia Univ.

HEAD COACH: Oscar Crespo (San Jose State, 1990; 4th season)

ASSISTANT COACH: Jeanine Haldi (San Jose State, 2003; 5th season)

ASSISTANT COACH: Annie Feller (UC Riverside, 1987; 3rd season)

VOLUNTEER ASSISTANT: Nik Rao (UC Davis, 2009; 2nd season)

2010 Final Statistics

Player	MP	S	K	K/S	E	TA	Pct	A	SA	SE	RE	DIG	D/S	BS	BA	TB	B/S	BE	BHE	PTS	
Hanah Blume	30	102	295	2.89	154	845	.167	33	12	23	27	220	2.16	0	18	18	0.18	1	2	316.0	
WAC Only	16	57	154	2.70	87	465	.144	19	10	12	13	114	2.00	0	14	14	0.25	0	1	171.0	
Alex Akana	29	103	217	2.11	84	529	.251	7	14	22	1	55	0.53	2	57	59	0.57	2	1	261.5	
WAC Only	15	54	110	2.04	48	284	.218	4	5	8	1	23	0.43	1	27	28	0.52	1	0	129.5	
Brianna Amian	30	102	183	1.79	118	568	.114	18	3	17	19	127	1.25	4	41	45	0.44	1	2	210.5	
WAC Only	16	57	94	1.65	73	294	.071	13	1	8	11	87	1.53	3	25	28	0.49	0	1	110.5	
Taylor Japhet	27	79	157	1.99	83	443	.167	8	6	13	10	56	0.71	1	18	19	0.24	3	1	173.0	
WAC Only	15	47	109	2.32	59	304	.164	7	4	7	3	42	0.89	0	9	9	0.19	2	0	117.5	
Kylie Miraldi	22	70	113	1.61	50	332	.190	8	1	3	1	18	0.26	5	38	43	0.61	4	0	138.0	
WAC Only	16	54	87	1.61	34	254	.209	5	1	2	1	12	0.22	4	31	35	0.65	3	0	107.5	
Caitlin Andrade	29	105	94	0.90	31	239	.264	10	11	14	22	0	212	2.02	1	15	16	0.15	9	13	116.5
WAC Only	15	56	53	0.95	19	137	.248	5	8	11	0	97	1.73	0	8	8	0.14	4	8	65.0	
Krista Miller	22	55	89	1.62	61	273	.103	4	2	2	2	18	0.33	2	21	23	0.42	3	1	103.5	
WAC Only	11	23	37	1.61	19	98	.184	1	0	0	0	5	0.22	1	12	13	0.57	1	0	44.0	
Sarah Griest	26	63	86	1.37	28	214	.271	2	0	0	0	11	0.17	3	28	31	0.49	2	3	103.0	
WAC Only	13	27	36	1.33	11	84	.298	0	0	0	0	4	0.15	2	9	11	0.41	0	1	42.5	
Sarah McAtee	23	47	71	1.51	53	212	.085	0	1	6	4	23	0.49	0	16	16	0.34	8	1	80.0	
WAC Only	13	25	37	1.48	19	112	.161	0	1	0	3	15	0.60	0	4	4	0.16	4	1	40.0	
Asia Casino	29	100	8	0.08	8	32	.000	61	22	27	21	168	1.68	0	1	1	0.01	0	2	30.5	
WAC Only	15	53	6	0.11	3	17	.176	44	11	10	9	100	1.89	0	1	1	0.02	0	1	17.5	
Courtney Zellmer	30	98	5	0.05	5	21	.000	38	9	18	20	248	2.53	0	0	0	0.00	0	0	14.0	
WAC Only	16	54	5	0.09	4	15	.067	15	6	6	6	102	1.89	0	0	0	0.00	0	0	11.0	
Katie Turner	29	101	1	0.01	4	10	-.300	37	23	33	42	321	3.18	0	0	0	0.00	0	1	24.0	
WAC Only	15	55	1	0.02	1	3	.000	23	14	25	25	197	3.58	0	0	0	0.00	0	0	15.0	
Leilani Marple	10	13	0	0.00	0	0	.000	0	1	4	2	9	0.69	0	0	0	0.00	0	0	1.0	
WAC Only	4	4-0	0	0.00	0	0	.000	0	0	2	2	1	0.25	0	0	0	0.00	0	0	0.0	
Team												12									
WAC Only												6									
San Jose State	30	108	1319	12.21	679	3718	.172	1227	108	190	161	1486	13.76	18	253	144.5	1.34	33	27	1571.5	
WAC Only	16	59	729	12.36	377	2067	.170	669	61	91	80	799	13.54	11	140	81.0	1.37	15	13	871.0	
Opponents	30	108	1409	13.05	475	3598	.260	1299	161	196	108	1496	13.85	47	388	241.0	2.23	47	22	1811.0	
WAC Only	16	59	791	13.41	264	1975	.267	739	80	101	61	826	14.00	20	236	138.0	2.34	29	11	1009.0	

2010 Results

Date	Opponent	Score	Score-by-game	Overall Record	Conf. Record	Time	Attend
!Aug 27, 2010	at North Dakota	L 0-3	9-25,12-25,14-25	0-1	0-0	1:05	185
!Aug 28, 2010	vs Gonzaga	L 0-3	18-25,24-26,24-26	0-2	0-0	1:23	84
!Aug 28, 2010	vs Drake	L 0-3	24-26,16-25,17-25	0-3	0-0	1:15	103
#Sep 01, 2010	SAINT MARY'S	L 1-3	7-25,15-25,25-23,16-25	0-4	0-0	1:37	179
#Sep 02, 2010	#14 UCLA	L 0-3	13-25,18-25,17-25	0-5	0-0	1:18	246
#Sep 03, 2010	UC RIVERSIDE	W 3-0	25-21,25-16,34-32	1-5	0-0	1:31	258
Sep 07, 2010	at Sacramento State	L 0-3	20-25,15-25,17-25	1-6	0-0	1:19	288
\$Sep 10, 2010	PORTLAND STATE	W 3-2	25-19,15-25,25-21,16-25,16-14	2-6	0-0	2:00	157
\$Sep 11, 2010	SEATTLE	W 3-2	25-14,21-25,25-18,21-25,15-13	3-6	0-0	2:03	138
\$Sep 11, 2010	CSU BAKERSFIELD	W 3-0	25-15,25-16,25-18	4-6	0-0	1:08	147
%Sep 17, 2010	vs Xavier	L 0-3	14-25,18-25,16-25	4-7	0-0	1:13	226
%Sep 18, 2010	at UNLV	W 3-1	25-19,25-23,16-25,25-21	5-7	0-0	1:40	326
%Sep 18, 2010	vs Cal State Northridge	L 1-3	17-25,19-25,25-23,19-25	5-8	0-0	1:33	326
*Sep 23, 2010	BOISE STATE	L 2-3	25-23,21-25,19-25,25-22,9-15	5-9	0-1	1:12	362
*Sep 25, 2010	IDAHO	W 3-2	25-17,21-25,18-25,25-15,15-8	6-9	1-1	1:55	208
*Sep 30, 2010	at Nevada	L 0-3	15-25,22-25,17-25	6-10	1-2	1:17	427
*Oct 02, 2010	at Utah State	W 3-1	25-23,25-20,13-25,25-16	7-10	2-2	1:45	555
*Oct 04, 2010	at Idaho	L 0-3	21-25,19-25,19-25	7-11	2-3	1:24	460
*Oct 07, 2010	NEW MEXICO STATE	L 0-3	13-25,14-25,20-25	7-12	2-4	1:10	122
*Oct 09, 2010	LOUISIANA TECH	W 3-0	25-21,25-22,25-23	8-12	3-4	1:35	115
*Oct 15, 2010	at #4 Hawai'i	L 0-3	16-25,12-25,15-25	8-13	3-5	1:20	7040
Oct 19, 2010	PACIFIC	L 0-3	23-25,21-25,19-25	8-14	3-5	1:25	212
*Oct 23, 2010	FRESNO STATE	L 1-3	19-25,16-25,25-17,21-25	8-15	3-6	1:43	302
*Oct 28, 2010	UTAH STATE	L 0-3	22-25,24-26,18-25	8-16	3-7	1:25	188
*Oct 30, 2010	NEVADA	L 2-3	16-25,22-25,25-23,25-19,11-15	8-17	3-8	2:03	262
*Nov 04, 2010	at Louisiana Tech	L 1-3	22-25,25-23,20-25,23-25	8-18	3-9	1:59	154
*Nov 06, 2010	at New Mexico State	L 1-3	29-27,19-25,17-25,20-25	8-19	3-10	2:06	1203
*Nov 13, 2010	#3 HAWAII	L 0-3	17-25,17-25,21-25	8-20	3-11	1:16	687
*Nov 15, 2010	at Boise State	L 1-3	25-23,15-25,18-25,22-25	8-21	3-12	1:50	432
*Nov 18, 2010	at Fresno State	L 0-3	19-25,15-25,23-25	8-22	3-13	1:30	637

! - North Dakota Classic, Grand Forks, N.D.

- SJSU/SMC Tournament

% - UNLV Classic

\$ - SJSU Tournament

* - WAC Match

TEAM RECORD	W-L	ATTEND	Dates	Total	Average
Overall	8-22	Total	30	16029	534
Conference	3-13	Home	15	3583	239
Home	6-9	Away	11	11707	1064
Away	2-9	Neutral	4	739	185
Neutral	0-4				
3 sets	3-14				
4 sets	2-6				
5 sets	3-2				

2009 Roster



2009 SAN JOSE STATE VOLLEYBALL ROSTER

NO	NAME	POS	HT	YR	HOMETOWN/LAST SCHOOL
1	Thao Pham	DS/L	5-3	SR	San Jose, Calif./Piedmont Hills HS
2	Taylor Japhet	OH	5-11	FR	Grass Valley, Calif./Nevada Union HS
3	Kristal Tsukano	L/DS	5-3	SR	Honolulu, Hawaii/Kamehameha HS
4	Keri Waller	RS/MB	6-0	JR	Woodland, Calif./Sacramento City College
5	Brianna Amian	OH/RS	5-10	JR	Honolulu, Hawaii/Moanalua HS
6	Sarah McAtee	OH	6-0	SO	Grass Valley, Calif./Nevada Union HS
7	Kylie Miraldi	MB	6-1	SO	Grass Valley, Calif./Nevada Union HS
8	Devan Wong	DS/L	5-0	SO	El Sobrante, Calif./Salesian HS
9	Courtney Zellmer	RS/S	5-10	JR	Oakdale, Calif./Oakdale HS
10	Asia Casino	S/DS	5-8	SO	San Jose, Calif./UC Davis
11	Alex Akana	MB/OH	6-0	FR	Kailua, Hawaii/Kamehameha HS
12	Rebecca Hagemann	DS/OH	5-7	JR	Palo Alto, Calif./Foothill College
13	Caitlin Andrade	S	5-9	FR	Kailua, Hawaii/Kamehameha HS
14	Katie Turner	OH/L	5-7	FR	Tracy, Calif./Tracy HS
15	Krista Miller	OH/MB	6-0	FR	San Ramon, Calif./California HS
22	Kaci Miller	MB	6-3	FR	Folsom, Calif./Folsom HS

HEAD COACH: Oscar Crespo (San Jose State, 1990; 3rd season)

ASSISTANT COACH: Jeanine Haldi (San Jose State, 2003; 4th season)

ASSISTANT COACH: Annie Feller (UC Riverside, 1987; 2nd season)

VOLUNTEER ASSISTANT: Nik Rao (UC Davis, 2009; 1st season)

2009 Final Statistics

Player	MP	S	K	K/S	E	TA	Pct	A	SA	SE	RE	DIG	D/S	BS	BA	TB	B/S	BE	BHE	PTS
<i>Caitlin Andrade</i>	28	96	92	0.96	21	236	.301	772	26	22	1	222	2.31	1	9	10	0.10	17	29	123.5
WAC Only	16	59	50	0.85	10	141	.284	504	21	15	1	141	2.39	0	7	7	0.12	10	16	74.5
<i>Kylie Miraldi</i>	28	101	220	2.18	78	575	.247	11	6	14	3	44	0.44	8	41	49	0.49	6	3	254.5
WAC Only	16	59	156	2.64	47	351	.311	5	6	12	0	26	0.44	4	25	29	0.49	2	1	178.5
<i>Alex Akana</i>	28	101	201	1.99	100	535	.189	10	15	31	2	37	0.37	5	41	46	0.46	2	2	241.5
WAC Only	16	59	122	2.07	66	324	.173	5	10	16	2	25	0.42	2	29	31	0.53	2	1	148.5
<i>Sarah McAtee</i>	23	54	67	1.24	40	194	.139	4	6	7	8	48	0.89	0	11	11	0.20	2	0	78.5
WAC Only	13	38	54	1.42	32	159	.138	4	5	6	7	44	1.16	0	10	10	0.26	2	0	64.0
<i>Taylor Japhet</i>	28	100	249	2.49	174	835	.090	8	7	10	15	88	0.88	4	19	23	0.23	13	2	269.5
WAC Only	16	59	149	2.53	110	511	.076	3	6	10	12	63	1.07	4	13	17	0.29	6	2	165.5
<i>Asia Casino</i>	18	46	9	0.20	6	36	.083	107	11	11	6	63	1.37	0	8	8	0.17	2	3	24.0
WAC Only	11	33	3	0.09	1	10	.200	42	7	7	5	44	1.33	0	1	1	0.03	1	2	10.5
<i>Kristal Tsukano</i>	28	101	118	1.17	98	463	.043	55	8	50	36	313	3.10	1	7	8	0.08	4	7	130.5
WAC Only	16	59	63	1.07	51	240	.050	35	5	24	18	179	3.03	0	5	5	0.08	4	6	70.5
<i>Krista Miller</i>	26	81	95	1.17	95	405	.000	5	1	1	7	52	0.64	0	27	27	0.33	2	1	109.5
WAC Only	15	55	73	1.33	73	297	.000	4	0	1	7	43	0.78	0	21	21	0.38	2	1	83.5
<i>Courtney Zellmer</i>	25	81	42	0.52	55	159	-.082	29	18	38	39	206	2.54	2	4	6	0.07	1	0	64.0
WAC Only	13	39	5	0.13	8	26	-.115	10	8	13	15	92	2.36	0	0	0	0.00	0	0	13.0
<i>Kaci Miller</i>	10	18	1	0.06	2	8	-.125	1	0	0	0	1	0.06	0	1	1	0.06	3	0	1.5
WAC Only	6	14	1	0.07	2	7	-.143	1	0	0	0	1	0.07	0	1	1	0.07	3	0	1.5
<i>Katie Turner</i>	28	79	16	0.20	27	81	-.136	12	9	39	14	146	1.85	0	2	2	0.03	1	3	26.0
WAC Only	16	41	4	0.10	12	27	-.296	6	2	17	7	56	1.37	0	0	0	0.00	0	2	6.0
<i>Thao Pham</i>	25	85	1	0.01	3	9	-.222	31	17	21	23	227	2.67	0	0	0	0.00	0	3	18.0
WAC Only	13	43	1	0.02	1	5	.000	17	8	12	15	124	2.88	0	0	0	0.00	0	2	9.0
<i>Devan Wong</i>	7	11	0	0.00	1	1	-1.000	0	0	1	1	12	1.09	0	0	0	0.00	0	0	0.0
WAC Only	2	6	0	0.00	0	0	.000	0	0	0	1	9	1.50	0	0	0	0.00	0	0	0.0
TEAM												11								
WAC Only												6								
SAN JOSE STATE	28	101	1111	11.00	700	3537	.116	1045	124	245	166	1459	14.45	21	170	106.0	1.05	53	53	1341.0
WAC Only	16	59	681	11.54	413	2098	.128	636	78	133	96	847	14.36	10	112	66.0	1.12	32	33	825.0
Opponents	28	101	1227	12.15	450	3351	.232	1093	166	202	124	1420	14.06	62	375	249.5	2.47	33	24	1642.5
WAC Only	16	59	720	12.20	274	1991	.224	641	96	97	78	823	13.95	41	233	157.5	2.67	19	15	973.5

2009 Results

Date	Opponent	Score	Score-by-game	Overall Record	Conf. Record	Time	Attend
!Aug 28, 2009	at #4 Washington	L 0-3	10-25,14-25,19-25	0-1	0-0	1:14	1010
!Aug 29, 2009	vs San Diego State	L 1-3	25-18,12-25,15-25,22-25	0-2	0-0	1:44	84
!Aug 29, 2009	at Seattle University	L 1-3	20-25,25-17,22-25,19-25	0-3	0-0	1:45	63
#Sep 04, 2009	at Pacific Tigers	L 0-3	19-25,15-25,19-25	0-4	0-0	1:22	1948
#Sep 05, 2009	vs #11 Stanford	L 0-3	12-25,20-25,17-25	0-5	0-0	1:13	1761
Sep 09, 2009	at Saint Mary's (CA)	L 0-3	18-25,22-25,17-25	0-6	0-0	1:25	130
\$Sep 10, 2009	vs Eastern Washington	L 1-3	25-21,22-25,24-26,20-25	0-7	0-0	1:57	50
\$Sep 12, 2009	at #13 California	L 1-3	13-25,25-22,15-25,14-25	0-8	0-0	1:46	864
%Sep 18, 2009	vs #18 UC Irvine	L 0-3	14-25,21-25,17-25	0-9	0-0	1:17	64
%Sep 19, 2009	at #23 San Diego	L 0-3	13-25,12-25,19-25	0-10	0-0	1:09	130
*Sep 24, 2009	IDAHO	L 1-3	13-25,25-23,23-25,20-25	0-11	0-1	1:56	303
*Sep 26, 2009	BOISE STATE	L 2-3	25-17,25-22,20-25,21-25,13-15	0-12	0-2	2:10	212
*Oct 01, 2009	at Utah State	L 0-3	18-25,24-26,14-25	0-13	0-3	1:17	952
*Oct 09, 2009	at #4 Hawai'i	L 0-3	12-25,11-25,17-25	0-14	0-4	1:14	5862
Oct 13, 2009	SACRAMENTO ST.	L 2-3	27-25,25-18,21-25,18-25,10-15	0-15	0-4	2:17	308
*Oct 15, 2009	NEW MEXICO ST.	L 1-3	11-25,16-25,25-19,23-25	0-16	0-5	1:43	248
*Oct 17, 2009	LOUISIANA TECH	W 3-2	23-25,25-21,25-19,21-25,15-12	1-16	1-5	2:07	213
*Oct 22, 2009	at Louisiana Tech	L 1-3	17-25,25-20,14-25,21-25	1-17	1-6	1:45	79
*Oct 24, 2009	at New Mexico State	L 1-3	25-23,16-25,17-25,23-25	1-18	1-7	1:54	1379
*Oct 29, 2009	at Nevada	L 0-3	15-25,17-25,13-25	1-19	1-8	1:18	504
*Oct 31, 2009	at Fresno State	L 1-3	29-27,21-25,20-25,19-25	1-20	1-9	1:52	1434
*Nov 02, 2009	#3 HAWAII	L 0-3	12-25,15-25,15-25	1-21	1-10	1:11	822
*Nov 05, 2009	UTAH STATE	L 1-3	20-25,25-27,25-22,23-25	1-22	1-11	1:51	321
*Nov 07, 2009	NEVADA	L 0-3	18-25,22-25,21-25	1-23	1-12	1:23	378
*Nov 12, 2009	at Idaho	L 0-3	18-25,22-25,25-27	1-24	1-13	1:30	549
*Nov 14, 2009	at Boise State	L 1-3	22-25,12-25,25-19,21-25	1-25	1-14	1:56	378
*Nov 19, 2009	FRESNO STATE	L 0-3	23-25,25-27,15-25	1-26	1-15	1:26	333
Nov 21, 2009	at CSU Bakersfield	L 0-3	18-25,20-25,21-25	1-27	1-15	1:19	229

! - The Invitational at Seattle, Wash.
 # - 31st Annual Bank of Stockton Classic
 \$ - Molten/Hilton Garden Inn Classic
 % - USD Invitational

TEAM RECORD	W-L	ATTEND	Dates	Total	Average
Overall	1-27	Total	28	20608	736
Conference	1-15	Home	9	3138	349
Home	1-8	Away	15	15511	1034
Away	0-15	Neutral	4	1959	490
Neutral	0-4				
3 sets	0-14				
4 sets	0-11				
5 sets	1-2				

2008 Roster



2008 SAN JOSE STATE VOLLEYBALL ROSTER

<u>NO</u>	<u>NAME</u>	<u>POS</u>	<u>HT</u>	<u>YR</u>	<u>HOMETOWN/LAST SCHOOL</u>
1	Thao Pham	DS/L	5-3	JR	San Jose, Calif./Piedmont Hills HS
2	Niki Clement	OH/MB	5-8	SR	Long Beach, Calif./Long Beach Poly HS
3	Kristal Tsukano	L/DS	5-3	JR	Honolulu, Hawaii/Kamehameha HS
4	Kelly Crow	OH	5-10	SR	Alamo, Calif./UC Riverside
5	Brianna Amian	RS/OH	5-10	SO	Honolulu, Hawaii/Moanalua HS
6	Brittany Collet	S	5-10	SR	Newbury Park, Calif./Newbury Park HS
7	Kylie Miraldi	MB	6-1	FR	Grass Valley, Calif./Nevada Union HS
8	Devan Wong	DS/L	5-0	FR	El Sobrante, Calif./Salesian HS
9	Courtney Zellmer	RS/S	5-10	SO	Oakdale, Calif./Oakdale HS
11	Ali Hanshaw	DS/OH	5-6	JR	Mountain View, Calif./De Anza College
12	Amber Biddle	RS	6-4	SR	Dalton Gardens, Idaho/Coeur d'Alene HS
13	Emily Burke	S	5-10	SO	San Jose, Calif./Archbishop Mitty HS
20	Nia Freeman	MB/RS	5-8	SR	Sacramento, Calif./Christian Brothers HS
22	Kaci Miller	MB	6-3	FR	Folsom, Calif./Folsom HS
24	Sarah McAtee	OH	6-0	FR	Grass Valley, Calif./Nevada Union HS
36	Colleen Burke	MB	5-10	SR	Huntington Beach, Calif./Edison HS

HEAD COACH: Oscar Crespo (San Jose State, 1990; 2nd season)

ASSISTANT COACH: Jeanine Haldi (San Jose State, 2002; 3rd season)

ASSISTANT COACH: Annie Feller (UC Riverside, 1987; 1st season)

STUDENT ASSISTANT COACH: Keri Anglin (San Jose State, 2009; 1st season)

2008 Final Statistics

Overall record: 13-18 Conf: 7-9 Home: 4-7 Away: 5-7 Neutral: 4-4

Player	MP	S	K	K/S	E	TA	Pct	A	SA	SE	RE	DIG	D/S	BS	BA	TB	B/S	BE	BHE	PTS
Kristal Tsukano	31	116	23	0.20	6	48	.354	80	20	66	25	380	3.28	0	2	2	0.02	0	3	44.0
WAC	16	58	18	0.31	6	42	.286	40	12	31	13	190	3.28	0	2	2	0.03	0	2	31.0
Colleen Burke	31	116	245	2.11	69	551	.319	19	29	31	2	68	0.59	4	63	67	0.58	4	0	309.5
WAC	16	58	120	2.07	35	286	.297	11	17	11	0	38	0.66	1	26	27	0.47	3	0	151.0
Emily Burke	27	94	82	0.87	28	207	.261	856	21	30	1	167	1.78	1	15	16	0.17	8	14	111.5
WAC	12	40	23	0.58	13	84	.119	356	11	10	0	65	1.62	1	6	7	0.17	2	6	38.0
Nia Freeman	31	111	197	1.77	75	510	.239	12	0	1	1	34	0.31	10	71	81	0.73	7	0	242.5
WAC	16	53	106	2.00	34	263	.274	6	0	0	0	20	0.38	3	30	33	0.62	3	0	124.0
Kelly Crow	30	111	386	3.48	132	1074	.236	26	11	20	33	282	2.54	2	31	33	0.30	5	0	414.5
WAC	15	53	201	3.79	72	567	.228	8	8	10	18	160	3.02	0	11	11	0.21	1	0	214.5
Kylie Miraldi	26	74	71	0.96	22	219	.224	5	0	0	0	19	0.26	6	47	53	0.72	5	0	100.5
WAC	14	45	45	1.00	13	142	.225	0	0	0	0	13	0.29	3	22	25	0.56	5	0	59.0
Brittany Collet	19	40	15	0.38	6	42	.214	279	7	5	0	73	1.83	1	4	5	0.12	0	2	25.0
WAC	11	26	14	0.54	3	30	.367	212	6	3	0	65	2.50	1	1	2	0.08	0	1	21.5
Niki Clement	16	60	166	2.77	89	466	.165	15	9	19	28	145	2.42	5	19	24	0.40	1	0	189.5
WAC	6	21	51	2.43	33	147	.122	1	5	3	12	47	2.24	3	2	5	0.24	0	0	60.0
Brianna Amian	31	112	274	2.45	159	867	.133	18	26	31	21	176	1.57	6	51	57	0.51	7	1	331.5
WAC	16	56	151	2.70	95	518	.108	10	16	18	15	112	2.00	4	31	35	0.62	4	0	186.5
Amber Biddle	15	19	0	0.00	0	2	.000	0	0	0	0	1	0.05	0	2	2	0.11	0	0	1.0
WAC	8	11	0	0.00	0	1	.000	0	0	0	0	1	0.09	0	2	2	0.18	0	0	1.0
Thao Pham	26	53	0	0.00	0	4	.000	8	4	7	7	67	1.26	0	0	0	0.00	0	0	4.0
WAC	14	28	0	0.00	0	1	.000	5	4	2	6	48	1.71	0	0	0	0.00	0	0	4.0
Courtney Zellmer	31	105	3	0.03	4	14	-.071	36	12	32	1	165	1.57	0	0	0	0.00	0	2	15.0
WAC	16	55	3	0.05	4	11	-.091	26	5	18	1	97	1.76	0	0	0	0.00	0	1	8.0
Sarah McAtee	13	25	4	0.16	9	34	-.147	0	1	3	1	6	0.24	0	3	3	0.12	1	0	6.5
WAC	8	17	2	0.12	6	24	-.167	0	1	2	1	3	0.18	0	3	3	0.12	1	0	4.5
TEAM								22												
WAC								11												
SAN JOSE STATE	30	116	1466	12.64	599	4038	.215	1354	140	245	142	1583	13.65	35	308	189.0	1.63	38	22	1795.0
WAC	16	58	734	12.66	314	2116	.198	675	85	108	77	859	14.81	16	136	84.0	1.45	19	10	903.0
Opponents	30	116	1489	12.84	592	3948	.227	1390	142	226	140	1631	14.06	45	385	237.5	2.05	60	26	1868.5
WAC			727	12.53	294	2027	.214	679	77	92	85	894	15.41	18	203	119.5	2.06	31	16	923.5

2008 Results

Date	Opponent	Score	Score-by-game	Overall Record	Conf. Record	Attend
!Aug 29	vs Gardner-Webb	W 3-0	25-13,25-14,28-26	1-0	0-0	137
!Aug 29	at Arizona	L 0-3	19-25,13-25,26-28	1-1	0-0	643
!Aug 30	vs Weber State	L 2-3	25-16,20-25,22-25,25-23,11-15	1-2	0-0	42
Sep 01	ST. JOHN'S	L 1-3	16-25,25-17,24-26,17-25	1-3	0-0	238
#Sep 05	vs Saint Mary's	L 1-3	22-25,22-25,25-22,17-25	1-4	0-0	535
#Sep 06	at Sacramento State	W 3-1	25-18,20-25,25-21,25-18	2-4	0-0	458
#Sep 06	vs CS Northridge	L 2-3	27-29,25-16,27-25,23-25,15-17	2-5	0-0	458
\$Sep 12	vs UC Irvine	W 3-1	23-25,25-17,25-18,25-23	3-5	0-0	245
\$Sep 13	at Loyola Marymount	L 1-3	25-17,22-25,15-25,14-25	3-6	0-0	276
\$Sep 13	vs Pittsburgh	W 3-0	25-19,25-18,25-21	4-6	0-0	248
*Sep 18	BOISE STATE	L 0-3	20-25,22-25,20-25	4-7	0-1	268
*Sep 20	UTAH STATE	L 2-3	22-25,25-15,25-21,23-25,11-15	4-8	0-2	242
*Sep 25	at Nevada	W 3-2	26-24,23-25,22-25,25-12,15-7	5-8	1-2	253
*Sep 27	at Fresno State	W 3-0	25-19,25-15,25-22	6-8	2-2	976
*Sep 29	#7 HAWAII	L 0-3	17-25,20-25,20-25	6-9	2-3	738
*Oct 02	NEW MEXICO ST.	L 0-3	23-25,20-25,21-25	6-10	2-4	256
*Oct 04	LOUISIANA TECH	W 3-0	25-21,25-16,25-22	7-10	3-4	223
*Oct 09	at Boise State	W 3-0	25-11,25-19,25-17	8-10	4-4	134
*Oct 11	at Idaho	L 1-3	16-25,21-25,25-21,15-25	8-11	4-5	482
Oct 18	CS BAKERSFIELD	W 3-1	25-23,24-26,25-14,25-22	9-11	4-5	211
Oct 21	#23 SANTA CLARA	L 1-3	25-22,13-25,20-25,22-25	9-12	4-5	466
*Oct 24	at #9 Hawaii	L 0-3	12-25,22-25,24-26	9-13	4-6	6188
*Oct 30	FRESNO STATE	W 3-0	25-16,25-14,25-23	10-13	5-6	255
*Nov 01	IDAHO	L 1-3	21-25,25-20,28-30,15-25	10-14	5-7	202
*Nov 06	at Utah State	L 1-3	15-25,20-25,25-22,22-25	10-15	5-8	737
*Nov 08	NEVADA	W 3-1	25-15,25-23,18-25,25-22	11-15	6-8	255
*Nov 13	at Louisiana Tech	W 3-2	9-25,25-20,25-16,19-25,15-8	12-15	7-8	101
*Nov 15	at New Mexico State	L 0-3	20-25,15-25,18-25	12-16	7-9	2475
&Nov 20	vs Utah State	W 3-2	16-25,25-23,25-16,17-25,15-8	13-16	7-9	
&Nov 21	vs New Mexico State	L 0-3	18-25,22-25,18-25	13-17	7-9	
Nov 25	at #24 San Francisco	L 0-3	14-25,23-25,20-25	13-18	7-9	347

! - Sheraton Four Points Wildcat Classic, Tucson, Ariz.

- Sacramento State Invitational, Sacramento, Calif.

\$ - Four Pts. Sheraton LAX/LMU VB Classic, Los Angeles, Calif.

* - WAC Match

& - WAC Tournament

Attendance	Dates	Total	Average
Total	31	18089	584
Home	11	3354	305
Away	12	13070	1089
Neutral	8	1665	208

2007 Roster



2007 SAN JOSE STATE VOLLEYBALL ROSTER

NO	NAME	POS	HT	YR	HOMETOWN/LAST SCHOOL
2	Niki Clement	OH/MB	5-8	JR	Long Beach, Calif./Long Beach Poly HS
3	Kristal Tsukano	L/DS	5-3	SO	Honolulu, Hawaii/Kamehameha HS
4	Kelly Crow	OH	5-10	JR	Alamo, Calif./UC Riverside
5	Brianna Amian	OH	5-10	FR	Honolulu, Hawaii/Moanalua HS
6	Brittany Collet	S	5-10	JR	Newbury Park, Calif./Newbury Park HS
7	Brittany Julian	OH	5-11	FR	Sherman Oaks, Calif./Harvard-Westlake HS
9	Courtney Zellmer	RS/S	5-10	FR	Oakdale, Calif./Oakdale HS
10	Thao Pham	DS	5-3	JR	San Jose, Calif./Piedmont Hills HS
11	Sarah Taylor	RS	5-11	FR	Salinas, Calif./Salinas HS
12	Amber Biddle	RS	6-4	JR	Dalton Gardens, Idaho/Coeur d'Alene HS
13	Emily Burke	S	5-10	FR	San Jose, Calif./Archbishop Mitty HS
20	Nia Freeman	RS/ OH	5-8	SR	Sacramento, Calif./Christian Brothers HS
21	Jennifer Senftleben	OH	6-1	SR	Canyon Lake, Calif./Temescal Canyon HS
22	Keri Anglin	MB/OH	6-1	SR	Winters, Calif./Sacramento City College
36	Colleen Burke	MB	5-10	JR	Huntington Beach, Calif./Edison HS

HEAD COACH: Oscar Crespo (San Jose State, 1990; 1st season)

ASSISTANT COACH: Jason Dupler (San Jose State, 2007; 1st season)

ASSISTANT COACH: Katie Goldhahn (Stanford, 2006; 1st season)

VOLUNTEER ASSISTANT COACH: Jeanine Haldi (San Jose State, 2002; 2nd season)

2007 Final Statistics

Player	MP	S	K	K/S	E	TA	Pct	A	SA	SE	RE	DIG	D/S	BS	BA	TB	B/S	BE	BHE	PTS
Kristal Tsukano	29	105	6	0.06	1	12	.417	68	8	36	26	415	3.95	0	0	0	0.00	0	6	14.0
WAC Matches	16	56	4	0.07	0	7	.571	34	2	10	16	227	4.05	0	0	0	0.00	0	6	6.0
Colleen Burke	29	106	277	2.61	64	621	.343	13	29	26	2	55	0.52	7	67	74	0.70	1	3	346.5
WAC Matches	16	58	153	2.64	44	354	.308	8	21	15	1	32	0.55	4	36	40	0.69	1	3	196.0
Brittany Julian	2	2	1	0.50	0	3	.333	0	0	0	0	2	1.00	0	1	1	0.50	0	0	1.5
Keri Anglin	28	99	255	2.58	81	627	.278	13	15	19	0	73	0.74	23	91	114	1.15	6	1	338.5
WAC Matches	15	51	130	2.55	52	341	.229	7	8	14	0	49	0.96	14	40	54	1.06	1	1	172.0
Jennifer Senftleben	25	87	323	3.71	145	961	.185	10	17	13	17	173	1.99	9	26	35	0.40	1	2	362.0
WAC Matches	13	42	150	3.57	71	453	.174	5	7	3	10	86	2.05	2	9	11	0.26	1	1	163.5
Nia Freeman	25	75	104	1.39	49	306	.180	3	0	0	2	29	0.39	1	31	32	0.43	3	0	120.5
WAC Matches	15	48	74	1.54	35	216	.181	1	0	0	0	15	0.31	1	19	20	0.42	2	0	84.5
Brianna Amian	24	73	140	1.92	77	381	.165	12	6	25	13	79	1.08	4	61	65	0.89	0	1	180.5
WAC Matches	11	31	51	1.65	36	148	.101	3	1	5	4	18	0.58	3	19	22	0.71	0	0	64.5
Emily Burke	29	108	70	0.65	35	216	.162	1236	23	48	2	296	2.74	0	30	30	0.28	7	54	108.0
WAC Matches	16	56	35	0.62	16	114	.167	657	11	28	1	165	2.95	0	18	18	0.32	3	39	55.0
Niki Clement	29	104	350	3.37	215	939	.144	24	15	40	46	354	3.40	11	35	46	0.44	3	0	393.5
WAC Matches	16	53	194	3.66	126	522	.130	9	6	20	18	204	3.85	2	16	18	0.34	2	0	210.0
Kelly Crow	28	85	110	1.29	62	428	.112	19	19	12	13	201	2.36	1	15	16	0.19	0	3	137.5
WAC Matches	15	50	74	1.48	39	251	.139	9	12	8	6	133	2.66	0	9	9	0.18	0	3	90.5
Thao Pham	15	28	0	0.00	0	2	.000	2	5	10	6	38	1.36	0	0	0	0.00	0	0	5.0
WAC Matches	8	12	0	0.00	0	0	.000	1	3	5	0	8	0.67	0	0	0	0.00	0	0	3.0
Sarah Taylor	3	3	3	1.00	3	9	.000	1	0	0	0	1	0.33	0	0	0	0.00	0	0	3.0
WAC Matches	2	2	3	1.50	2	7	.143	1	0	0	0	1	0.50	0	0	0	0.00	0	0	3.0
Courtney Zellmer	27	84	4	0.05	5	25	-.040	108	13	25	8	177	2.11	0	2	2	0.02	1	4	18.0
WAC Matches	16	55	3	0.05	4	19	-.053	76	8	17	6	123	2.24	0	1	1	0.02	0	3	11.5
Amber Biddle	5	7	1	0.14	2	4	-.250	0	0	0	0	0	0.00	0	0	0	0.00	0	0	1.0
WAC Matches	2	3	0	0.00	1	1	-1.000	0	0	0	0	0	0.00	0	0	0	0.00	0	0	0.0
Brittany Collet	2	2	0	0.00	1	1	-1.000	7	1	0	0	2	1.00	0	0	0	0.00	0	0	1.0
TEAM												18								
SAN JOSE STATE	29	110	1644	14.95	740	4535	.199	1516	151	254	153	1895	17.23	56	359	235.5	2.14	22	74	2030.5
WAC Matches	16	58	871	15.02	426	2433	.183	811	79	125	74	1061	18.29	26	167	109.5	1.89	10	56	1059.5
Opponents	29	110	1553	14.12	734	4515	.181	1428	153	231	151	1817	16.52	51	452	277.0	2.52	46	70	1983.0
WAC Matches	16	58	806	13.90	390	2444	.170	739	74	108	79	958	16.52	28	270	163.0	2.81	27	52	1043.0

2007 Results

Date	Opponent	Score	Score-by-game	Overall Record	WAC Rec.	Time	Att.
! Aug 24, 2007	vs Grambling State	W 3-0	30-24,30-18,30-23	1-0	0-0	1:20	
! Aug 25, 2007	vs Florida Atlantic	W 3-1	22-30,30-24,30-18,30-18	2-0	0-0	1:45	
! Aug 25, 2007	at New Mexico	2-3 L	30-25,30-27,22-30,25-30,10-15	2-1	0-0	2:17	522
# Aug 31, 2007	vs Northwestern State	W 3-0	30-25,30-12,30-19	3-1	0-0	1:18	
# Sep 01, 2007	vs Murray State	W 3-1	30-18,22-30,30-24,30-28	4-1	0-0	1:50	50
# Sep 01, 2007	at Arkansas State	1-3 L	26-30,30-23,26-30,24-30	4-2	0-0	2:02	245
\$ Sep 07, 2007	vs Arizona State	W 3-1	31-29,27-30,30-27,30-25	5-2	0-0	2:16	65
\$ Sep 08, 2007	at Utah Valley	2-3 L	27-30,22-30,30-23,30-27,10-15	5-3	0-0	2:22	124
\$ Sep 08, 2007	vs Weber State	W 3-1	25-30,30-24,30-25,30-21	6-3	0-0	1:30	106
Sep 12, 2007	SAN FRANCISCO	2-3 L	24-30,30-21,30-25,28-30,14-16	6-4	0-0	2:31	509
* Sep 15, 2007	at Utah State	1-3 L	27-30,25-30,30-17,27-30	6-5	0-1	1:55	508
Sep 21, 2007	at Santa Clara	0-3 L	21-30,18-30,22-30	6-6	0-1	1:31	1017
* Sep 24, 2007	#13 HAWAII	0-3 L	17-30,25-30,21-30	6-7	0-2	1:30	823
* Sep 27, 2007	UTAH STATE	0-3 L	25-30,28-30,28-30	6-8	0-3	1:32	314
* Sep 29, 2007	NEVADA	0-3 L	28-30,18-30,29-31	6-9	0-4	1:30	347
* Oct 04, 2007	LOUISIANA TECH	W 3-0	30-27,30-25,30-18	7-9	1-4	1:29	314
* Oct 06, 2007	#22 NEW MEXICO ST.	0-3 L	22-30,28-30,28-30	7-10	1-5	1:35	416
* Oct 11, 2007	at Idaho	2-3 L	27-30,27-30,30-23,36-34,9-15	7-11	1-6	2:27	504
* Oct 13, 2007	at Boise State	W 3-0	30-23,30-16,30-23	8-11	2-6	1:28	389
* Oct 18, 2007	at Louisiana Tech	W 3-0	30-24,31-29,30-22	9-11	3-6	1:27	113
* Oct 20, 2007	at #18 New Mexico St.	0-3 L	20-30,28-30,17-30	9-12	3-7	1:31	1193
* Oct 22, 2007	FRESNO STATE	W 3-0	30-27,30-19,30-26	10-12	4-7	1:28	163
* Oct 25, 2007	BOISE STATE	W 3-2	29-31,30-22,29-31,30-21,15-9	11-12	5-7	2:11	312
* Oct 27, 2007	IDAHO	W 3-2	30-28,25-30,30-21,27-30,15-7	12-12	6-7	2:14	212
* Nov 01, 2007	at Fresno State	W 3-1	30-20,25-30,30-22,30-18	13-12	7-7	2:05	1033
* Nov 03, 2007	at Nevada	2-3 L	24-30,23-30,30-25,30-22,12-15	13-13	7-8	2:22	532
* Nov 08, 2007	at #10 Hawaii	0-3 L	25-30,27-30,14-30	13-14	7-9	1:27	6047
% Nov 15, 2007	vs Utah State	W 3-2	24-30,30-28,19-30,30-28,17-15	14-14	7-9	2:25	597
% Nov 16, 2007	at #13 New Mexico St.	0-3 L	29-31,29-31,23-30	14-15	7-9	1:50	2034

! - MCM Elegante Lobo Classic, Albuquerque, N.M. - 2nd place

- ASU/Bancorp South Classic, Jonesboro, Ark. - 1st place

\$ - UVU/La Quinta Inn & Suites Invitational, Orem, Utah - 1st

% - WAC Tournament, Las Cruces, N.M.

TEAM RECORD	W-L	ATTEND	Dates	Total	Average
Overall:	14-15	Total:	29	18489	638
Conference:	7-9	Home:	9	3410	379
Home:	4-5	Away:	13	14261	1097
Away:	3-10	Neutral:	7	818	117
Neutral:	7-0				
3 games:	6-8				
4 games:	5-2				
5 games:	3-5				

WAC Standings 2007-2011

2007 WAC Standings

Institution	Conference			Overall		
	W	L	Pct	W	L	Pct
Hawaii	15	1	.938	27	6	.818
New Mexico State	14	2	.875	26	6	.812
Utah State	11	5	.688	17	13	.567
Nevada	10	6	.625	16	11	.593
Idaho	9	7	.562	13	17	.433
San Jose State	7	9	.438	14	15	.483
Fresno State	3	13	.188	5	26	.161
Boise State	2	14	.125	6	23	.207
Louisiana Tech	1	15	.062	6	24	.200

2010 WAC Standings

Institution	Conference			Overall		
	W	L	Pct	W	L	Pct
Hawai'i	16	0	1.000	29	3	.906
New Mexico State	12	4	.750	18	13	.581
Utah State	9	7	.562	24	9	.727
Boise State	8	8	.500	21	12	.636
Idaho	8	8	.500	14	15	.483
Fresno State	7	9	.438	13	15	.464
Nevada	7	9	.438	13	17	.433
San Jose State	3	13	.188	8	22	.267
Louisiana Tech	2	14	.125	13	20	.394

2008 WAC Standings

Institution	Conference			Overall		
	W	L	Pct	W	L	Pct
Hawaii	15	1	.938	31	4	.886
New Mexico State	15	1	.938	26	9	.743
Idaho	11	5	.688	19	10	.655
Utah State	9	7	.562	11	17	.393
San Jose State	7	9	.438	13	18	.419
Nevada	7	9	.438	12	17	.414
Boise State	5	11	.312	9	19	.321
Fresno State	3	13	.188	7	20	.259
Louisiana Tech	0	16	.000	4	24	.143

2011 WAC Standings

Institution	Conference			Overall		
	W	L	Pct	W	L	Pct
Hawai'i	14	0	1.000	31	2	.939
New Mexico State	10	4	.714	23	10	.697
Idaho	10	4	.714	16	12	.571
Fresno State	7	7	.500	14	15	.483
Utah State	7	7	.500	12	17	.414
San Jose State	6	8	.429	12	17	.414
Nevada	2	12	.143	5	21	.192
Louisiana Tech	0	14	.000	10	22	.312

2009 WAC Standings

Institution	Conference			Overall		
	W	L	Pct	W	L	Pct
Hawaii	16	0	1.000	32	3	.914
New Mexico State	13	3	.812	20	9	.690
Idaho	11	5	.688	15	15	.500
Fresno State	7	9	.438	15	16	.484
Nevada	7	9	.438	11	20	.355
Boise State	7	9	.438	8	22	.267
Utah State	6	10	.375	15	14	.517
Louisiana Tech	4	12	.250	15	18	.455
San Jose State	1	15	.062	1	27	.036





Jessie Shull
2003-06
All-time digs leader

Record Book



*Joslynn Gallop
1997-2000
All-time kills &
blocks leader*

Spartan Honors

NCAA Top Six

1987 Lisa Ice

All-Americans

2000 Joslynn Gallop
(Honorable Mention ASICS)

1999 Joslynn Gallop
(Honorable Mention ASICS)

1986 Lisa Ice (First Team)

1985 Teri DeBusk (First Team)
Lisa Ice (Second Team)

1984 Linda Fournet
(Honorable Mention)

1982 Lisa Ice
(Honorable Mention, *Volleyball Monthly*)

1978 Sheila Silvaggio (First Team)

All-Region

2000 Joslynn Gallop, First Team
1994 Paola Paz-Soldan, Second Team
Tanya Hart, Second Team
Cristin Rossman, Second Team

1993 Crista Koch, First Team
Tanya Hart, Second Team

1990 Dawnis Wilson, First Team
Betsy Welsh, Second Team
Annie Shaughnessy, Second Team

1988 Kim Hicks, First Team

1986 Lisa Ice, First Team

All-Western Athletic Conference

First Team

2008 Kelly Crow

2007 Colleen Burke

2006 Jessie Shull

2005 Jennifer Senftleben

2004 Jessie Shull

2003 Kimberly Noble

2002 Stephanie Pascucci

2001 Brianna Blair

Liz Hudson

2000 Joslynn Gallop

1999 Joslynn Gallop
Michelle Sarkees

Second Team

2011 Alex Akana

Kylie Miraldi

2008 Brianna Amian

Colleen Burke

2007 Keri Anglin

Niki Clement

Jennifer Senftleben

2006 Colleen Burke

Niki Clement

2005 Jessie Shull

2004 Carrie Nash

2003 Jessie Shull

2001 Savannah Smith

1999 Brianna Blair

Christina Lukens

1997 Holly Froloff

Joslynn Gallop

All-Freshman Team

2010 Hanah Blume

2009 Alex Akana

Caitlin Andrade

2007 Emily Burke

2005 Colleen Burke

Brittany Collet

2004 Jennifer Senftleben

2000 Liz Hudson

Kimberly Noble

All-Big West

First Team

1995 Paola Paz-Soldan

1994 Paola Paz-Soldan

1993 Crista Koch

1990 Dawnis Wilson

1988 Kim Hicks

1987 Barbara Higgins

Second Team

1995 Melizza Benitez

1994 Tanya Hart

1994 Cristin Rossman

1993 Tanya Hart

1992 Erin Ginney

1992 Cristin Rossman

1989 Dawnis Wilson

Honorable Mention

1991 Dawnis Wilson

1990 Betsy Welsh

All-Freshman Team

1995 Angie Sylvas

1992 Crista Koch

1990 Annie Shaughnessy

1988 Dawnis Wilson

All-PCAA

First Team

1986 Lisa Ice

Second Team

1986 Barbara Higgins

All-NorPac

First Team

1985 Teri DeBusk

1985 Christa Cook

1985 Barbara Higgins

1985 Lisa Ice

1984 Teri DeBusk

1984 Linda Fournet

1983 Lisa Ice

1982 Joyce Sprout

Second Team

1984 Christa Cook

1984 Felicia Schuler

1983 Teri DeBusk

1982 Jodi Breding

1982 Lisa Ice

All-Freshman Team

1985 Kim Hicks

1984 Julie Braymen

1984 Barbara Higgins

All-NorCal

First Team

1979 Jan Baszak

Sonya Satre

Second Team

1981 Gayle Olsen

1980 Jodi Breding

Conference Player of the Year

1999 Joslynn Gallop (WAC)

Lisa Ice (PCAA)

1985 Teri DeBusk (NorPac)

Conference Coach of the Year

1999 Craig Choate (WAC)

1985 Dick Montgomery (NorPac)

1974 Jane Ward (NCIAC)

Spartan Honors

WAC Pacific Division Freshman of the Year

1997 Joslynn Gallop

WAC All-Tournament Team

2008 Colleen Burke
2007 Keri Anglin
2006 Niki Clement
2003 Allison Dillon
Carrie Nash
Kimberly Noble
Jessie Shull
2002 Lindsey Rule
2001 Brianna Blair
Stephanie Pascucci
Karli Silveira

All-NIVC

1994 Tanya Hart
Cristin Rossman

US Olympic Festival Participants

1983 Lisa Ice
1981 Jodi Breeding
1979 Jan Baszak

Stan Bates Award

2002-03 Stephanie Pascucci

Academic All-WAC

2011 Alex Akana
Hanah Blume
Asia Casino
Taylor Japhet
Krista Miller
Kylie Miraldi
Mary Alice O'Reilly
Kiely Pieper
Katie Turner
2010 Alex Akana
Caitlin Andrade
Hanah Blume
Asia Casino
Sarah Griest
Taylor Japhet
Sarah McAtee
Kylie Miraldi
Katie Turner

Courtney Zellmer

2009 Alex Akana
Caitlin Andrade
Asia Casino
Taylor Japhet
Sarah McAtee
Kylie Miraldi
Thao Pham
Kristal Tsukano
Katie Turner
Courtney Zellmer
2008 Kylie Miraldi
Thao Pham
Kristal Tsukano
Courtney Zellmer
2007 Keri Anglin
Kelly Crow
Nia Freeman
Thao Pham
Kristal Tsukano
Courtney Zellmer
2006 Keri Anglin
Colleen Burke
Sarah Christensen
Thao Pham
Jessie Shull
Dyana Thompson
Kristal Tsukano
2005 Nia Freeman
Jessie Shull
Dyana Thompson
2004 Brooke Herald
Dana Rudd
Jessie Shull
2003 Brooke Herald
2002 Stephanie Pascucci
2001 Jennifer Olewinski
Stephanie Pascucci
2000 Stephanie Pascucci
Katherine Powers
1999 Andrea Fernandez
Darcy Walker
1998 Darcy Walker
1997 Darcy Walker
1996 Bridget Clark

AVCA Player of the Week

1999 Joslynn Gallop, November 15
1994 Paola Paz-Soldan, October 3

WAC Player of the Week

2011 Alex Akana, November 17
Savanah Leaf, October 24
2009 Caitlin Andrade, October 19
2008 Emily Burke, September 8
2007 Niki Clement, October 29
2004 Carrie Nash, November 29
Jessie Shull, November 8
2003 Kimberly Noble, October 6
2002 Stephanie Pascucci, Oct. 14
2001 Liz Hudson, November 26
Brianna Blair, October 1
Savannah Smith, September 1
2000 Joslynn Gallop, November 27
Joslynn Gallop, October 30
Joslynn Gallop, September 18
Joslynn Gallop, September 11
1999 Joslynn Gallop, November 15
Joslynn Gallop, October 11
Joslynn Gallop, October 4
Joslynn Gallop, September 13
1998 Michelle Sarkees, October 5
1997 Joslynn Gallop, September 16

Big West Player of the Week

1994 Cristin Rossman, Nov. 21
Paola Paz-Soldan, October 3
1993 Crista Koch, September 20
1992 Mindy Czuleger, October 19
1991 Dawnis Wilson, October 21
1990 Dawnis Wilson, October 8
1989 Heather McPherson, Oct. 16
1988 Kim Hicks, October 24
1987 Gina Watson, September 21
1986 Lisa Ice, September 22
Lisa Ice, September 15

Spartan Volleyball Team Records

KILLS

Season:.....2,003 - 35 matches, 1994
Match:101 at Wyoming (five games), 11/21/87
.....101 at Santa Clara (five games), 10/15/91

KILL ATTEMPTS

Season:.....5,369 - 35 matches, 1988
Match: 277 at Santa Clara (five games), 10/15/91

HITTING PERCENTAGE

Season:...273 - (1583-588-3651) - 34 matches in 1985
Match:..539 - (39-5-63), vs. Fresno St., (3 games) 9/20/83

KILL AVERAGE

Season:.....16.57 - (1,922 in 116 games), 2000
Match: ..24.0 - (72 in 3 games), vs. Tennessee, 11/5/84
.....24.0 - (72 in 3 games), vs. Nevada, 10/16/93

ASSISTS

Season:.....1,778 - 35 matches in 1994
Match:95 at Santa Clara (five games), 10/15/91

ASSIST AVERAGE

Season:.....15.12 - (1,754 in 116 games), 2000
Match: 22.67 - (68 in three games), vs. Nevada, 10/16/93

SERVICE ACES

Season:.....277 - 30 matches in 1983
Match:.....19 (three games), vs. Washington, 9/21/89

DIGS

Season:.....2,398 - 35 in 1986
Match: ..173 (five games), vs. Cal Poly SLO, 10/24/86

DIG AVERAGE

Season:.....19.74 - (2,171 in 110 games), 1987
Match:...36.7 - (147 in 4 games), vs. Hawaii, 11/21/86

SOLO BLOCKS

Season:.....219 - 30 matches in 1983
Match:.....19 vs. Oregon State (five games), 11/11/83

BLOCK ASSISTS

Season:.....523 - 35 matches in 1988
Match:.....37 vs. Saint Mary's (five games), 10/8/02

TOTAL BLOCKS

Season:.....361 - 30 matches in 1983
Match:.....25 vs. Oregon State (five games), 11/11/83

BLOCKING AVERAGE

Season:.....3.17 - (361 in 114 games), 1983
Match:.....6.0 vs. Pepperdine (three games), 11/13/82

Single Match Records

Team

Kills.....101, at Wyoming, 11/21/87, 5 sets
.....101, at Santa Clara, 10/15/91, 5 sets
Kill Attempts.....277, at Santa Clara, 10/15/91, 5 sets
Hitting Percentage
.....539, vs. Fresno State, 9/20/83, 3 sets (39/5/63)
Assists.....95, at Santa Clara, 10/15/91, 5 sets
Service Aces.....19, vs. Washington, 9/21/82, 3 sets
Digs.....173, at Cal Poly SLO, 10/24/86, 5 sets
Solo Blocks.....19, vs. Oregon State, 11/11/83, 5 sets
Block Assists.....37, vs. Saint Mary's, 10/8/02, 5 sets
Total Blocks.....25, vs. Oregon State, 11/11/83, 5 sets

Individual

Kills.....38, Paola Paz-Soldan, at BYU, 9/10/94
Kill Attempts
.....94, Jennifer Senftleben, vs. Idaho, 11/19/05
Hitting Percentage
.....923, Cristin Rossman, at Saint Mary's, 11/8/94
Assists
.....85, Annie Shaughnessy, at New Mexico, 10/5/90
Service Aces
.....9, Kimberly Noble, vs. Minnesota, 9/7/01
Digs.....47, Jessie Shull, vs. UC Santa Barbara, 9/2/06
Solo Blocks
.....9, Mandy McMahon, vs. Utah State, 9/12/83
Block Assists
.....14, Brianna Amian, vs. San Francisco, 9/12/07
.....14, Liz Hudson, vs. Idaho, 11/24/01
Total Blocks
.....14, Brianna Amian, vs. San Francisco, 9/12/07
.....14, Liz Hudson, vs. Idaho, 11/24/01
.....14, Mandy McMahon, at Fresno State, 10/7/83

Team Season Records

Kills	Year	Attempts	Year
1. 2003	1994	1. 5369	1988
2. 1970	1986	2. 5047	2000
3. 1936	1988	3. 5015	1998
4. 1927	1998	4. 4978	2002
5. 1922	2000	5. 4930	2001
6. 1878	2001	6. 4783	1994
7. 1814	2002	7. 4761	1986
8. 1770	1997	8. 4694	2003
9. 1762	1995	9. 4680	2006
10. 1761	1999	10. 4664	1997

Service Aces	Year
1. 277	1983
2. 256	1984
3. 241	1994
4. 234	1985
5. 233	1995
6. 230	1986
7. 218	1999
8. 218	2001
9. 206	1996
206	1988

Block Solo	Year
1. 219	1983
2. 138	1984
3. 111	1986
4. 98	1982
5. 94	1987
6. 88	1994
7. 70	1988
70	1998
9. 67	1993
10. 63	1992

Kills/Set	Sets	Year	Attack Pct.	Year
1. 16.57	116	2000	1. .273	1985
2. 16.42	122	1994	2. .264	1986
3. 16.39	93	1989	3. .254	1983
4. 16.33	118	1998	4. .251	1999
5. 16.31	108	1999	5. .247	2001
6. 16.02	123	1986	6. .245	1990
7. 15.95	111	1997	7. .244	1984
8. 15.90	103	1990	8. .239	2000
9. 15.65	120	2001	9. .235	1987
10. 15.32	115	1995	10. .231	1994

Service Aces/Set	Sets	Year
1. 2.43	114	1983
2. 2.34	100	1985
3. 2.14	65	1982
4. 2.13	120	1984
5. 2.03	115	1995
6. 2.02	108	1999
7. 1.98	122	1994
8. 1.93	107	1996
9. 1.92	39	1981
10. 1.91	102	1993

Block Assists	Year
1. 523	1988
2. 485	2002
3. 474	1998
4. 452	1994
5. 445	1987
6. 443	2001
7. 435	1995
8. 427	1993
9. 421	2000
10. 391	2006



Assists	Year
1. 1778	1994
2. 1754	2000
3. 1720	2001
4. 1704	1986
5. 1687	1988
6. 1643	2002
7. 1591	1984
8. 1588	1999
9. 1572	1995
10. 1571	1997

Digs	Year
1. 2398	1986
2. 2373	1988
3. 2171	1987
4. 1999	2001
5. 1967	2000
6. 1909	1984
7. 1895	2007
8. 1890	2006
1890	1992
10. 1887	2004

Total Blocks	Year
1. 361.0	1983
2. 331.5	1988
3. 314.0	1984
4. 222.5	1990
5. 240.0	1997
6. 235.5	2007
7. 227.5	2004
8. 227.0	2005
9. 226.5	2006
10. 218.0	1991

Assists/Set	Sets	Year
1. 15.12	116	2000
2. 14.70	108	1999
3. 14.57	122	1994
4. 14.55	93	1989
5. 14.33	120	2001
6. 14.17	103	1990
7. 14.15	111	1997
8. 13.99	110	2003
9. 13.90	100	1985
10. 13.85	123	1986

Digs/Set	Set	Year
1. 19.74	110	1987
2. 19.50	123	1986
3. 17.98	132	1988
4. 17.97	105	2004
5. 17.69	93	1989
6. 17.23	110	2007
7. 17.19	103	1990
8. 17.03	111	1992
9. 16.96	116	2000
10. 16.88	112	2006

Blocks/Set	Sets	Year
1. 3.17	114	1983
2. 3.09	65	1982
3. 2.88	110	1987
4. 2.75	102	1993
5. 2.62	120	1984
6. 2.60	118	1998
7. 2.57	122	1994
8. 2.54	39	1981
9. 2.51	132	1988
10. 2.46	100	1985

Spartan Volleyball Individual Records

KILLS

Career:.....1,966 - Joslynn Gallop, 1997-2000
 Season:.....630 - Joslynn Gallop, 2000
 Match:..38 - Paola Paz-Soldan at Brigham Young, 9/10/94

KILL ATTEMPTS

Career:.....5,013 - Kimberly Noble, 2000-03
 Season:.....1,658 - Kimberly Noble, 2003
 Match:.....94 - Jennifer Senftleben at Idaho, 11/19/05

HITTING PERCENTAGE

Career:.....317 - Lisa Ice, 1982-86
 Season:.....382 - Joslynn Gallop, 1999
 Match: 923 - Cristin Rossman at Saint Mary's, 11/8/94
(12 kills/0 errors/13 attempts)

KILL AVERAGE (since 1984)

Career:.....5.16 per game - Paola Paz-Soldan, 1994-95
4.40 per game - Joslynn Gallop, 1997-00
 Season:.....5.60 per game - Joslynn Gallop, 1999
 Match:.....10.33 per game - Betsy Welsh
vs. Fresno State 10/19/90 (31 in 3 games)

ASSISTS*

Career:.....5,483 - Michelle Sarkees, 1996-99
 Season:.....1,563 - Melizza Benitez, 1994
 Match: .85 - Annie Shaughnessy vs. New Mexico, 10/5/90

ASSIST AVERAGE*

Career:.....12.37 per game - Michelle Sarkees, 1996-99
 Season:.....13.59 per game - Melizza Benitez, 1994
 Match:.....21.33 per game - Michelle Sarkees
vs. Tulsa, 11/13/99 (64 in 3 games)

SERVICE ACES

Career:.....156 - Christa Cook, 1983-86
 Season:.....67 - Cristin Rossman, 1994
 Match:.....9 - Kimberly Noble vs. Minnesota, 9/7/01

DIGS

Career:.....2,260 - Jessie Shull, 2003-06
 Season:.....676 - Jessie Shull, 2006
 Match:47 - Jessie Shull, vs. UC Santa Barbara, 9/2/06

DIG AVERAGE

Career:.....5.14 per game - Jessie Shull, 2003-06
 Season:.....6.04 per game - Jessie Shull, 2006
 Match:.....10.50 per game
 ..Jessie Shull vs. Fresno State, 11/3/86 (42 in 4 games)

TOTAL BLOCKS

Career:.....456 (65 solo, 391 assists)
Joslynn Gallop, 1997-2000
 Season:..151 (23 solo, 128 assists) - Kim Hicks, 1988
 Match:.....14 (0 solo, 14 assists)
Brianna Amian, vs. San Francisco, 9/12/07
14 (0 solo, 14 assists)
Liz Hudson, vs. Idaho, 11/24/01
14 (5 solo, 9 assists)
Mandy McMahan at Fresno State, 10/7/83

SOLO BLOCKS

Career:.....107 - Barbara Higgins, 1984-87
 Season:.....62 - Felicia Schalter, 1984
 Match:..9 - Mandy McMahan, vs. Utah State, 9/12/83

BLOCK ASSISTS

Career:.....391 - Joslynn Gallop, 1997-2000
 Season:.....134 - Liz Hudson, 2001
 Match:14 - Brianna Amian, vs. San Francisco, 9/12/07
14 - Liz Hudson vs. Idaho, 11/24/01

BLOCKING AVERAGE (since 1984)

Career:.....1.21 per game - Cristin Rossman, 1991-94
 Season:.....1.35 per game - Cristin Rossman, 1992
 Match:.....3.5 per game (14 in 4 games)
Mandy McMahan, vs. Fresno State, 10/7/83

*Individual games played were not kept until 1984.
 Assists were not kept until 1985.

Single Season Records

Most Matches Played.....	49.....	1978
Most Matches Won.....	34 of 49.....	1978
Most Games Won.....	98 of 148.....	1978
Fewest Matches Won.....	1 of 28.....	2009
Fewest Games Won.....	18 of 101.....	2009
Most Consecutive Matches Won.....	14.....	1999
Most Consecutive Games Won.....	19.....	1986
Most Matches Lost.....	28 of 36.....	1980
Most Consecutive Matches Lost.....	18.....	2008-09
Best Match Winning Pct.....	806 (25-6).....	1999
Best Game Winning Pct.....	741 (80-28).....	1999
Worst Match Winning Pct.....	038 (1-27).....	2009
Worst Game Winning Pct.....	178 (18-101).....	2009
Longest Match.....	vs. Cal Poly, 2 h. 50 min. ..	9/24/83
.....	vs. Stanford, 2 h. 50 min. ..	9/17/86
Shortest Match vs. Cal State Fullerton, 44 min.		10/9/93

Top Performances

Triple-Doubles

Kim Hicks	4
13k, 22d, 10b . . . vs. California, 11/21/88	
18k, 15d, 10b vs. Cal Poly, 9/30/88	
17k, 19d, 12b at Wyoming, 11/21/87	
17k, 14d, 11bvs. San Diego State, 9/19/87	
Cristin Rossman	2
21k, 10d, 10bvs. Sacramento St., 11/18/94	
10k, 12d, 11b .vs. Colorado State, 9/12/92	
Caitlin Andrade	1
10k, 32a, 12d at Saint Mary's, 9/9/09	
Emily Burke	1
10k, 40a, 15d . . . vs. Saint Mary's, 9/5/08	
Christa Cook	1
12k, 10a, 18d vs. UC Santa Barbara, 11/13/86	
Joslynn Gallop	1
30k, 18d, 11b vs. UTEP, 11/10/00	
Barbara Higgins	1
14k, 22d, 12b vs. Hawaii, 12/12/86	
Liz Hudson	1
13k, 13d, 12b . . . vs. Saint Mary's, 10/8/02	

20/20 Double-Doubles

Lisa Ice	6
.23k, 28d, vs. Hawaii, 12/12/86	
.20k, 24d, vs. UC Santa Barbara, 11/13/86	
.20k, 38d, at Cal Poly, 10/24/86	
.31k, 24d, vs. Stanford, 9/17/86	
.20k, 24d, at Oregon, 11/22/85	
.27k, 26d, vs. USC, 11/2/85	
Dawnis Wilson	5
.22k, 26d, vs. Hawaii, 11/10/89	
.32k, 35d, at Santa Clara, 10/15/91	
.24k, 24d, vs. UC Irvine, 10/14/90	
.33k, 23d, at New Mexico, 10/5/90	
.21k, 22d, vs. UC Santa Barbara, 9/25/90	
Savannah Smith	4
.56a, 28d, vs. Fresno State, 11/3/01	
.63a, 20d, vs. Sacramento State, 9/1/01	
.48a, 23d, at Pacific, 11/24/00	
.70a, 26d, vs. UTEP, 11/10/00	
Carrie Nash	3
.29k, 26d, at Boise State, 10/30/04	
.21k, 21d, vs. Boise State, 10/10/04	
.22k, 27d, vs. Oregon, 9/17/04	
Joslynn Gallop	2
.29k, 24d, vs. Nevada, 9/29/00	
.22k, 20d, at Sacramento State, 9/26/00	
Barbara Higgins	2
.30k, 22d, at Wyoming, 11/21/87	
.23k, 34d, vs. UC Santa Barbara, 9/26/87	

Paola Paz-Soldan	2
.21k, 20d, vs. Long Beach State, 10/14/95	
.30k, 25d, vs. Massachusetts, 9/9/95	
Danielle Spier	2
62a, 22d, vs. UC Santa Barbara, 11/14/87	
61a, 22d, vs. UC Santa Barbara, 11/13/86	
Caitlin Andrade	1
.51a, 21d, at Pacific, 9/15/11	
Emily Burke	1
.58a, 20d, at Fresno State, 11/1/07	
Niki Clement	1
.24k, 27d, vs. Boise State, 10/25/07	
Kristina Conrad	1
.20k, 20d, at UC Davis, 8/26/05	
Shawna DiBiasco	1
.20k, 22d, at Hawaii, 10/17/86	
Teri DeBusk	1
.58a, 20d, at Oregon, 10/12/84	
Holly Froloff	1
.20k, 20d, at TCU, 11/1/97	
Erin Ginney	1
.23k, 21d, vs. California, 10/20/92	
Crista Koch	1
.28k, 20d, at UC Irvine, 10/2/93	
Fran Pozzi	1
.23k, 22d, vs. Rice, 11/22/02	
Angie Sylvas	1
.21k, 20d, vs. Massachusetts, 9/9/95	
Gina Watson	1
.23k, 22d, vs. Hawaii, 10/30/87	

25+ Kill Club

38 Paola Paz-Soldan , at BYU, 9/10/94
33 Paola Paz-Soldan , vs. Pacific, 10/17/95
Dawnis Wilson, at New Mexico, 10/5/90
32 Joslynn Gallop , vs. Boise State, 9/8/00
Dawnis Wilson, at Santa Clara, 10/15/91
Betsy Welsh, vs. UC Irvine, 10/14/90
Linda Fournet, vs. Oregon State, 11/11/83
31 Kimberly Noble , vs. Fresno St., 11/3/01
Joslynn Gallop, at Arizona State, 9/1/00
Paola Paz-Soldan, at Long Beach St., 10/15/94
Betsy Welsh, at Fresno State, 10/19/90

Dawnis Wilson, vs. Long Beach St., 10/12/90
Lisa Ice, vs. Stanford, 9/17/86
30 Kimberly Noble , vs. SMU, 11/22/03
Brianna Blair, at Saint Mary's, 10/9/01
Joslynn Gallop, vs. UTEP, 11/10/00
Joslynn Gallop, at Fresno State, 11/5/99
Joslynn Gallop, vs. Fresno State, 10/9/99
Paola Paz-Soldan, vs. Massachusetts, 9/9/95
Crista Koch, at Utah State, 9/17/93
Betsy Welsh, at CS Fullerton, 10/8/90
Barbara Higgins, at Fresno State, 10/8/87
Barbara Higgins, at Wyoming, 11/21/87
Lisa Ice, at Hawaii, 10/17/86
29 Carrie Nash , at Boise State, 10/30/04
Joslynn Gallop, vs. Nevada, 9/29/00
Joslynn Gallop, vs. Hawaii, 10/29/99
28 Jennifer Senftleben , at Idaho, 11/19/05
Kimberly Noble, vs. Nevada, 10/2/04
Kimberly Noble, vs. Duquesne, 9/12/03
Kimberly Noble, vs. Weber State, 9/5/03
Brianna Blair, vs. Saint Mary's, 9/12/00
Paola Paz-Soldan, vs. Nevada, 9/30/95
Paola Paz-Soldan, at San Francisco, 9/2/95
Kami Schmedding, vs. San Diego, 12/4/94
Paola Paz-Soldan, at Nevada, 10/1/94
Erin Ginney, at Nevada, 10/16/93
Crista Koch, at UC Irvine, 10/2/93
Erin Ginney, at Utah State, 9/17/93
27 Niki Clement , vs. Idaho, 10/27/07
Jennifer Senftleben, vs. Washington St., 9/4/04
Brianna Blair, at USF, 9/19/01
Brianna Blair, vs. UTEP, 11/10/00
Joslynn Gallop, vs. SMU, 11-19-99
Joslynn Gallop, at SMU, 10-23-99
Paola Paz-Soldan, vs. So. Florida, 9/9/95
Cristin Rossman, vs. So. Florida, 12/3/94
Paola Paz-Soldan, vs. Pepperdine, 9/2/94
Crista Koch, vs. Hawaii, 9/14/93
Betsy Welsh, vs. Long Beach St., 10/12/90
Lisa Ice, vs. USC, 11/2/85
26 Jennifer Senftleben , at Nevada, 9/21/06
Jennifer Senftleben, at Fresno St., 10/27/05
Jennifer Senftleben, vs. Nevada, 10/20/05
Kimberly Noble, vs. Miami (O), 9/14/02
Joslynn Gallop, at Fresno State, 10/1/00
Joslynn Gallop, vs. E. Michigan, 9/15/00
Joslynn Gallop, vs. LSU, 9/18/99
Joslynn Gallop, at Washington St., 9/4/99
Paola Paz-Soldan, at CS Fullerton, 10/6/95
Paola Paz-Soldan, at New Mexico St., 9/29/94
Crista Koch, vs. Fresno State, 9/11/93
Dawnis Wilson, vs. Notre Dame, 10/4/91
Lisa Ice, vs. California, 9/24/86
Christa Cook, vs. USC, 11/2/85

Top Performances

Lisa Ice, at San Diego State, 9/28/85
Christa Cook, vs. San Diego St., 10/20/84
25 Niki Clement, at Idaho, 11/19/05
Colleen Burke, vs. Fresno State, 11/10/05
Kimberly Noble, vs. UC Irvine, 11/28/03
Kimberly Noble, at Boise State, 10/11/03
Kimberly Noble, at Santa Clara, 9/28/02
Joslynn Gallop, at Rice, 10/6/00
Joslynn Gallop, at Tulsa, 11/13/99
Joslynn Gallop, vs. Colorado St., 11/25/98
Nicole Hintz, at Tulsa, 10/11/97
Holly Froloff, vs. TCU, 10/3/97
Angie Sylvas, vs. Long Beach St., 10/14/95
Tanya Hart, vs. Nevada, 11/23/93
Jennifer Gross, at Santa Clara, 10/15/91

60+ Assists

85 Annie Shaughnessy, at New Mexico, 10/5/90
81 Melizza Benitez, vs. San Diego, 12/4/94
Jennifer Liston, at Santa Clara, 10/15/91
80 Melizza Benitez, vs. S. Florida, 12/3/94
79 Michelle Sarkees, at Nevada, 9/5/98
76 Melizza Benitez, vs. CS Fullerton, 11/4/95
Pam Hope, at UC Irvine, 10/2/93
74 Melizza Benitez, at Utah, 9/9/94
Danielle Spier, at Wyoming, 11/21/87
Teri DeBusk, vs. San Diego St., 10/20/84
73 Savannah Smith, at Rice, 10/6/00
71 Emily Burke, vs. Idaho, 10/27/07
Melizza Benitez, vs. Massachusetts, 9/9/95
Annie Shaughnessy, at CS Fullerton, 10/8/90
Teri DeBusk, at San Diego State, 9/28/85
70 Savannah Smith, vs. UTEP, 11/10/00
Melizza Benitez, vs. Sacramento St., 11/18/94
Melizza Benitez, at California, 11/1/94
69 Savannah Smith, at Fresno St., 10/11/00
Michelle Sarkees, at Washington St., 9/4/99
Jennifer Liston, at CS Fullerton, 11/22/91
Susie Laymon, vs. Cal Poly, 9/30/88
Teri DeBusk, vs. USC, 11/2/85
68 Kristina Conrad, vs. Washington St., 9/4/04
Allison Dillon, vs. Fresno State, 11/21/03
Allison Dillon, vs. Weber State, 9/5/03
Lindsey Rule, vs. Rice, 11/22/02
Michelle Sarkees, at Montana St., 9/12/98
Michelle Sarkees, vs. SMU, 10/4/97
Danielle Spier, at Hawaii, 10/17/86

67 Savannah Smith, vs. UTEP, 9/27/01
Annie Shaughnessy, vs. UC Santa Barbara, 9/25/90
66 Melizza Benitez, vs. Pepperdine, 9/2/94
Annie Shaughnessy, vs. Long Beach St., 10/12/90
Danielle Spier, vs. Stanford, 9/17/86
Teri DeBusk, vs. Purdue, 11/20/84
65 Emily Burke, vs. Boise State, 10/25/07
Emily Burke, vs. Arizona State, 9/7/07
Annie Shaughnessy, vs. UC Irvine, 10/14/90
Susie Laymon, vs. San Diego St., 10/22/88
64 Brittany Collet, vs. Portland, 9/10/05
Savannah Smith, vs. Saint Mary's, 9/12/00
Michelle Sarkees, at Tulsa, 11/13/99
Michelle Sarkees, at Fresno State, 11/5/99
Michelle Sarkees, vs. CS Fullerton, 9/19/98
Michelle Sarkees, vs. San Diego St., 10/23/97
Melizza Benitez, vs. Pacific, 10/17/95
Melizza Benitez, at Long Beach St., 10/15/94
63 Emily Burke, vs. Utah State, 11/15/07
Kristina Conrad, at Boise State, 10/30/04
Savannah Smith, vs. Sacramento St., 9/1/01
Michelle Sarkees, vs. Hofstra, 9/6/96
Pam Hope, at San Francisco, 11/10/93
Pam Hope, vs. Fresno State, 9/11/93
Jennifer Liston, vs. CS Fullerton, 9/19/91
Susie Laymon, vs. San Diego St., 11/18/89
Susie Laymon, vs. UC Irvine, 11/4/88
Danielle Spier, vs. Idaho State, 12/3/87
Danielle Spier, vs. California, 9/24/86
62 Caitlin Andrade, vs. Idaho, 10/21/11
Kristina Conrad, vs. Utah St., 10/14/06
Brittany Collet, vs. Air Force, 9/3/05
Melizza Benitez, vs. UC Irvine, 10/13/95
Pam Hope, at Utah State, 9/17/93
Jennifer Liston, at Fresno State, 9/4/92
Danielle Spier, vs. San Diego St., 9/19/87
Danielle Spier, vs. UC Santa Barbara, 11/14/87
61 Kristina Conrad, vs. Nevada, 11/22/06
Brittany Collet, at Idaho, 11/19/05
Brittany Collet, at Boise State, 11/17/05
Kristina Conrad, at LA Tech, 10/16/94
Allison Dillon, vs. Duquesne, 0/12/03
Savannah Smith, vs. Nevada, 9/29/00
Michelle Sarkees, vs. Hawaii, 10/29/99
Michelle Sarkees, vs. Rice, 11/8/97
Melizza Benitez, vs. New Mexico St., 9/29/95
Danielle Spier, vs. UC Santa Barbara, 11/13/86
Danielle Spier, vs. Hawaii, 12/12/86
Teri DeBusk, vs. Fresno State, 12/8/84

60 Emily Burke, at New Mexico, 8/25/07
Kristina Conrad, vs. Idaho State, 9/10/04
Savannah Smith, at Saint Mary's, 10/9/01
Savannah Smith, at Arizona State, 9/1/00
Michelle Sarkees, vs. SMU, 11/19/99
Michelle Sarkees, vs. Colorado St., 11/25/98
Melizza Benitez, vs. Long Beach St., 10/14/95
Jennifer Liston, at Cal Poly, 10/6/92
Jennifer Liston, at UC Irvine, 10/19/91
Danielle Spier, vs. Hawaii, 10/30/87

22+ Digs

47 Jessie Shull, vs. UC Santa Barbara, 9/2/06
42 Kristal Tsukano, at Idaho, 10/11/07
Jessie Shull, vs. Fresno State, 11/3/04
39 Jessie Shull, at Idaho, 11/19/05
38 Lisa Ice, vs. Hawaii, 11/21/86
Lisa Ice, at Cal Poly, 10/24/86
36 Jessie Shull, at Fresno State, 10/25/06
Kim Hicks, at California, 10/11/88
35 Courtney Zellmer, vs. Gonzaga, 8/28/10
Jessie Shull, at San Francisco, 9/1/04
Dawnis Wilson, at Santa Clara, 10/15/91
34 Jessie Shull, vs. CS Northridge, 9/16/06
Barbara Higgins, vs. UC Santa Barbara, 9/26/87
33 Jessie Shull, vs. Fresno State, 11/10/05
Jessie Shull, vs. Idaho State, 9/10/04
32 Jessie Shull, vs. Nevada, 11/22/06
Jessie Shull, vs. Hawaii, 10/27/04
Jessie Shull, vs. SMU, 10/15/03
Barbara Higgins, at Cal Poly, 10/24/86
31 Shane Donnellon, at California, 11/1/94
Crista Koch, vs. Nevada, 11/23/93
Kim Hicks, vs. Hawaii, 10/30/87
30 Kristal Tsukano, vs. Idaho, 10/27/07
Jessie Shull, vs. Portland, 9/10/05
Jessie Shull, vs. Washington State, 9/4/04
29 Jessie Shull, at San Francisco, 9/6/05
Jessie Shull, at Louisiana Tech, 10/16/04
Dawnis Wilson, at Cal Poly, 10/29/88
Gina Watson, at Cal Poly, 9/25/87
28 Jessie Shull, at Hawaii, 10/29/06
Jessie Shull, at Boise State, 10/30/04
Jessie Shull, vs. Duquesne, 9/12/03
Savannah Smith, vs. Fresno State, 11/3/01

Top Performances

Christa Cook, vs. Stanford, 9/17/86
Lisa Ice, vs. Hawaii, 12/12/86

27 Niki Clement, vs. Boise St., 10/25/07
Jessie Shull, vs. Central Arkansas, 8/26/06
Carrie Nash, vs. Oregon, 9/17/04
Jessie Shull, at Nevada, 11/8/03
Christa Cook, vs. Cal Poly, 12/4/86

26 Thao Pham, vs. Sacramento St., 10/13/09
Jessie Shull, vs. UTSA, 9/8/06
Jessie Shull, at Boise State, 11/17/05
Carrie Nash, at Boise State, 10/30/04
Carrie Nash, vs. Washington State, 9/4/04
Savannah Smith, vs. UTEP, 11/10/00
Dawnis Wilson, vs. Hawaii, 11/10/89
Laura Boone, vs. San Diego St., 10/22/88
Barbara Higgins, vs. Hawaii, 10/30/87
Christa Cook, vs. Hawaii, 12/12/86
Shawna DiBiasco, vs. Hawaii, 12/12/86
Lisa Ice, vs. USC, 11/2/85

25 Jessie Shull, at San Francisco, 9/1/06
Jessie Shull, vs. Idaho, 9/22/05
Jessie Shull, vs. Tulsa, 10/20/04
Carrie Nash, vs. Santa Clara, 9/24/04
Jeanine Haldi, vs. Rice, 11/22/02
Jeanine Haldi, at Saint Mary's, 10/9/01
Paola Paz-Soldan, vs. Massachusetts, 9/9/95
Dawnis Wilson, vs. San Diego St., 12/3/88
Danielle Spier, at Oregon, 10/12/84

24 Katie Turner, vs. Portland St., 9/10/10
Courtney Zellmer, vs. Sacramento St., 10/13/09
Jessie Shull, vs. Utah State, 10/14/06
Jessie Shull, at Boise State, 10/5/06
Jessie Shull, vs. Cal Poly, 9/10/05
Jessie Shull, at Sacramento State, 9/18/04
Carrie Nash, at Tulsa, 10/23/03
Joslynn Gallop, vs. Nevada, 9/29/00
Holly Froloff, at Portland, 9/12/97
Dawnis Wilson, vs. UC Irvine, 10/14/90
Dawnis Wilson, vs. Saint Mary's, 9/12/90
Dawnis Wilson, vs. UC Irvine, 10/7/98
Kim Hicks, vs. San Diego State, 12/3/88
Danielle Spier, vs. Hawaii, 10/30/87
Barbara Higgins, vs. Cal Poly, 12/4/86
Lisa Ice, vs. UC Santa Barbara, 11/13/86
Shawna DiBiasco, vs. Cal Poly, 10/24/86
Lisa Ice, vs. Stanford, 9/17/86
Lisa Ice, at Oregon, 11/22/85

23 Katie Turner, vs. Boise State, 9/23/10
Kristal Tsukano, vs. CS Northridge, 9/6/08
Kristal Tsukano, at Utah Valley, 9/8/07
Kristal Tsukano, vs. Arizona State, 9/7/07
Kristal Tsukano, at New Mexico, 8/25/07

Jessie Shull, vs. Louisiana Tech, 11/16/06
Jessie Shull, at Utah State, 9/23/06
Jessie Shull, vs. Harvard, 9/16/06
Jessie Shull, vs. UC Davis, 9/6/06
Carrie Nash, at Louisiana Tech, 10/16/04
Jeanine Haldi, vs. Nevada, 11/3/02
Jeanine Haldi, vs. Saint Mary's, 9/27/02
Savannah Smith, at Pacific, 11/24/00
Nicole Hintz, at TCU, 11/1/97
Nicole Hintz, vs. San Diego St., 10/23/97
Dawnis Wilson, at New Mexico, 10/5/90
Julie Braymen, vs. Hawaii, 10/30/87
Gina Watson, at Stanford, 10/20/87
Danielle Spier, at Cal Poly, 9/25/87
Barbara Higgins, at Cal Poly, 9/25/87
Shawna DiBiasco, vs. Cal Poly, 12/4/86
Christa Cook, at Cal Poly, 10/24/86

22 Jessie Shull, at Fresno State, 10/27/05
Danielle Orong, at UC Davis, 8/26/05
Jessie Shull, at UC Davis, 8/26/05
Jessie Shull, vs. SMU, 11/22/03
Jessie Shull, vs. Fresno State, 11/21/03
Fran Pozzi, vs. Rice, 11/22/02
Jeanine Haldi, vs. Sacramento St., 9/1/01
Holly Froloff, at Tulsa, 10/11/97
Tanya Kamau, at Portland, 9/12/97
Holly Froloff, at San Diego State, 9/2/97
Erin Ginney, at UC Irvine, 10/30/92
Dawnis Wilson, at CS Fullerton, 11/22/91
Betsy Welsh, vs. UC Irvine, 10/14/90
Annie Shaughnessy, vs. UC Santa Barbara, 9/25/90
Kim Hicks, vs. California, 11/21/88
Susie Laymon, at Cal Poly, 10/29/88
Dawnis Wilson, at UC Santa Barbara, 10/28/88
Barbara Higgins, at Wyoming, 11/21/87
Danielle Spier, vs. UC Santa Barbara, 11/14/87
Gina Watson, vs. Hawaii, 10/30/87
Kim Hicks, at Stanford, 10/20/87
Barbara Higgins, vs. Hawaii, 12/12/86
Danielle Spier, vs. UC Santa Barbara, 11/13/86
Shawna DiBiasco, at Hawaii, 10/17/86

10+ Blocks

14 Kylie Mirladi (0s14a),
vs. UC Riverside, 9/17/11
Brianna Amian (0s14a), vs. San Francisco, 9/12/07
Liz Hudson (0s14a), vs. Idaho, 11/24/01
Mandy McMahon (5s9a), at Fresno St., 10/7/83

12 Keri Anglin (0s12a), vs. San Francisco, 9/12/07
Dyana Thompson (12a), at San Francisco, 9/6/05
Liz Hudson (12a), at Saint Mary's, 10/8/02
Liz Hudson (1s11a), vs. Santa Clara, 11/30/01
Kari Roberson (2s10a), vs. San Diego St., 9/19/87
Kim Hicks (12a), at Wyoming, 11/21/87
Barbara Higgins (1s11a), vs. Hawaii, 12/12/86

Arlene Ringer (6s6a), vs. Stanford, 9/23/83
Jodi Breeding (), at California, 11/19/82

11 Niki Clement (3s,8a), vs. Fresno St., 11/10/05
Joslynn Gallop (5s6a) vs. UTEP, 11/10/00
Cristin Rossman (2s9a), vs. American, 12/2/94
Cristin Rossman (4s7a),
vs. Colorado State, 9/12/92
Heather McPherson (2s9a),
vs. Long Beach State, 10/12/90
Leslie Page (4s7a), vs. New Mexico St., 9/30/91
Kim Hicks (1s10a), vs. San Diego St., 9/19/87
Christa Cook (11a), vs. Pacific, 10/2/84
Mandy McMahon (9s2a), vs. Utah St., 9/12/83

10 Niki Clement (2s8a), at San Francisco, 9/6/05
Dyana Thompson (10a), vs. Oregon, 9/17/04
Katherine Powers (10a), at Saint Mary's, 10/8/02
Joslynn Gallop (2s8a),
vs. Sam Houston State, 9/11/98
Joslynn Gallop (2s8a),
vs. San Diego State., 10/23/97
Cristin Rossman (2s8a), vs. Sacramento St., 11/18/94
Kim Hicks (1s9a), vs. Cal Poly, 9/30/88
Kim Hicks (2s8a), vs. California, 11/21/88
Maria Healy (3s7a), vs. Stanford, 9/17/86
Jan Harman (6s4a), vs. California, 10/12/82



Brianna Amian (left) and Kylie Miraldi each recorded 14 blocks in a match during their Spartan career. Amian recorded 14 blocks in the first home match of her college career. Miraldi recorded her 14 blocks against UC Riverside her senior season and was named the MVP of the Stockton Invitational.

Single Season Leaders

KILLS	TOTAL	YEAR
1. Joslynn Gallop	630	2000
2. Joslynn Gallop	605	1999
3. Kimberly Noble	604	2003
4. Brianna Blair	559	2001
5. Paola Paz-Soldan	526	1994
6. Lisa Ice	504	1986
7. Stephanie Pascucci	472	2002
8. Jennifer Senftleben	469	2005
9. Paola Paz-Soldan	465	1995
10. Kimberly Noble	463	2001

Kills per Game*	K/G	YEAR
1. Joslynn Gallop	5.60	1999
2. Kimberly Noble	5.49	2003
3. Joslynn Gallop	5.43	2000
4. Paola Paz-Soldan	5.28	1995
5. Paola Paz-Soldan	5.06	1994
6. Brianna Blair	4.66	2001
7. Dawnis Wilson	4.61	1990
8. Lisa Ice	4.42	1986
9. Betsy Welsh	4.24	1990
10. Dawnis Wilson	4.23	1991

KILL ATTEMPTS	TOTAL	YEAR
1. Kimberly Noble	1658	2003
2. Brianna Blair	1574	2001
3. Joslynn Gallop	1485	2000
4. Jennifer Senftleben	1419	2005
5. Jennifer Senftleben	1398	2006
6. Carrie Nash	1331	2004
7. Kimberly Noble	1279	2001
8. Brianna Blair	1269	2000
9. Darcy Walker	1238	1998
10. Joslynn Gallop	1201	1999

HITTING PERCENTAGE PCT	YEAR
1. Joslynn Gallop	.382 1999
2. Brooke Jones	.347 1996
3. Lisa Ice	.346 1985
4. Colleen Burke	.343 2007
5. Lisa Ice	.341 1983
6. Colleen Burke	.336 2006
7. Cristin Rossman	.323 1994
8. Lisa Ice	.322 1986
9. Kim Hicks	.320 1988
10. Colleen Burke	.319 2008

ASSISTS (as of 1984)	TOTAL	YEAR
1. Melizza Benitez	1563	1994
2. Michelle Sarkees	1527	1998
3. Savannah Smith	1515	2000
4. Savannah Smith	1452	2001
5. Michelle Sarkees	1405	1999
6. Melizza Benitez	1384	1995
7. Teri DeBusk	1374	1984
8. Michelle Sarkees	1354	1997

9. Allison Dillon	1349	2003
10. Susie Laymon	1289	1988

Assists Per Game*	Ast/G	YEAR
1. Melizza Benitez	13.59	1994
2. Savannah Smith	13.17	2000
3. Michelle Sarkees	13.01	1999
4. Michelle Sarkees	12.94	1998
5. Melizza Benitez	12.47	1995
6. Annie Shaughnessy	12.41	1990
7. Michelle Sarkees	12.31	1997
8. Allison Dillon	12.26	2003
9. Savannah Smith	12.20	2001
10. Teri DeBusk	11.93	1985

SERVICE ACES	TOTAL	YEAR
1. Cristin Rossman	67	1994
2. Shane Donnellon	58	1994
3. Melissa Myers	57	1998
4. Brooke Jones	56	1995
5. Christa Cook	55	1985
Christa Cook	55	1984
7. Kim Kayser	53	1983
8. Dawnis Wilson	49	1990
9. Kimberly Noble	47	2001
10. Darcy Walker	45	1999
Shawna DiBiasco	45	1986

SA Per Game*	SA/G	YEAR
1. Christa Cook	0.60	1985
2. Brooke Jones	0.55	1995
Cristin Rossman	0.55	1994
4. Dawnis Wilson	0.52	1990
5. Melissa Myers	0.49	1998
6. Darcy Walker	0.48	1999
Shane Donnellon	0.48	1994
8. Christa Cook	0.46	1984
9. Shawna DiBiasco	0.42	1986
10. Michelle Sarkees	0.40	1996

DIGS	TOTAL	YEAR
1. Jessie Shull	676	2006
2. Jessie Shull	561	2004
3. Jessie Shull	550	2005
4. Jessie Shull	473	2003
5. Kim Hicks	435	1988
6. Lisa Ice	429	1986
7. Carrie Nash	420	2004
8. Kristal Tsukano	415	2007
9. Jeanine Haldi	389	2001
10. Barbara Higgins	384	1987

Digs Per Game*	D/G	YEAR
1. Jessie Shull	6.04	2006
2. Jessie Shull	5.34	2004
3. Jessie Shull	4.87	2005
4. Jessie Shull	4.30	2003

5. Dawnis Wilson	4.01	1989
6. Carrie Nash	4.00	2004
7. Kristal Tsukano	3.95	2007
8. Dawnis Wilson	3.81	1990
9. Lisa Ice	3.76	1986
10. Barbara Higgins	3.59	1987

BLOCK SOLO	TOTAL	YEAR
1. Felicia Schulter	62	1984
2. Arlene Ringer	45	1983
3. Mandy McMahon	39	1983
4. Barbara Higgins	38	1987
5. Felicia Schulter	36	1983
6. Gayle Olsen	34	1983
7. Melissa Myers	31	1996
8. Maria Healy	30	1986
Jodi Breeding	30	1982
10. Barbara Higgins	29	1986

BLOCK ASSISTS	TOTAL	YEAR
1. Liz Hudson	134	2001
2. Kim Hicks	128	1988
3. Liz Hudson	119	2002
4. Cristin Rossman	117	1994
5. Cristin Rossman	115	1992
6. Joslynn Gallop	112	2000
7. Melissa Myers	111	1998
8. Tanya Kamau	110	1998
9. Barbara Higgins	108	1986
10. Stephanie Pascucci	106	2002
Joslynn Gallop	106	1998

TOTAL BLOCKS	TOTAL	YEAR
1. Kim Hicks	151	1988
2. Felicia Schulter	148	1984
3. Liz Hudson	147	2001
4. Cristin Rossman	145	1994
5. Cristin Rossman	139	1992
6. Barbara Higgins	137	1986
7. Barbara Higgins	134	1987
8. Melissa Myers	133	1998
9. Joslynn Gallop	130	2000
10. Tanya Hart	126	1993

Blocks Per Game*	B/G	YEAR
1. Cristin Rossman	1.35	1992
2. Felicia Shulter	1.28	1984
3. Barbara Higgins	1.25	1987
Tanya Hart	1.25	1993
5. Liz Hudson	1.23	2001
Kim Hicks	1.23	1988
7. Cristin Rossman	1.20	1994
8. Kari Roberson	1.19	1987
9. Heather McPherson	1.18	1989
10. Barbara Higgins	1.17	1986

*Per game categories begin in 1984 because accurate individual games played statistics were not recorded for players.

Career Leaders

KILLS	TOTAL	YEARS
1. Joslynn Gallop	1966	1997-00
2. Kimberly Noble	1809	2000-03
3. Brianna Blair	1608	1998-01
4. Jennifer Senftleben	1597	2004-06
5. Dawnis Wilson	1426	1988-91
6. Lisa Ice	1359	1982-86
7. Stephanie Pascucci	1287	1999-02
8. Barbara Higgins	1237	1984-87
9. Colleen Burke	1196	2005-08
10. Niki Clement	1154	2005-08
11. Christa Cook	1101	1983-86
12. Melissa Myers	1046	1995-98

KILL ATTEMPTS	TOTAL	YEARS
1. Kimberly Noble	5013	2000-03
2. Jennifer Senftleben	4668	2004-07
3. Brianna Blair	4567	1998-01
4. Joslynn Gallop	4423	1997-00
5. Dawnis Wilson	3683	1988-91
6. Niki Clement	3090	2005-08
7. Stephanie Pascucci	3066	1999-02
8. Lisa Ice	2989	1982-86
9. Barbara Higgins	2847	1984-87
10. Darcy Walker	2788	1996-99

HITTING PERCENTAGE	PCT	YEARS
1. Lisa Ice	.317	1982-86
2. Colleen Burke	.314	2005-08
3. Joslynn Gallop	.310	1997-00
4. Brooke Jones	.303	1995-96
5. Maria Healy	.295	1983-86
6. Felicia Schulter	.287	1983-84
Barbara Higgins	.287	1984-87
8. Stephanie Pascucci	.284	1999-02
Gayle Olsen	.284	1981-83
10. Melissa Myers	.278	1995-98
Cristin Rossman	.278	1991-94
Leslie Page	.278	1988-91

ASSISTS (since 1984)	TOTAL	YEARS
1. Michelle Sarkees	5482	1996-99
2. Melizza Benitez	3257	1992-95
3. Savannah Smith	3040	1998-01
4. Caitlin Andrade	2759	2009-11
5. Teri DeBusk	2555	1984-85
6. Kristina Conrad	2548	2003-06
7. Danielle Spier	2461	1984-87
8. Susie Laymon	2330	1986-89
9. Jennifer Liston	2102	1991-92
10. Emily Burke	2092	2007-08

SERVICE ACES	TOTAL	YEARS
1. Christa Cook	156	1983-86
2. Barbara Higgins	141	1984-87
Cristin Rossman	141	1991-94
4. Darcy Walker	140	1996-99

5. Dawnis Wilson	134	1988-91
6. Melissa Myers	130	1995-98
7. Teri DeBusk	128	1982-85
8. Danielle Spier	125	1984-87
9. Michelle Sarkees	122	1996-99
10. Christina Lukens	117	1999-02

DIGS	TOTAL	YEARS
1. Jessie Shull	2260	2003-06
2. Dawnis Wilson	1412	1988-91
3. Kristal Tsukano	1350	2006-09
4. Joslynn Gallop	1052	1997-00
Christina Lukens	1052	1999-02
6. Barbara Higgins	1039	1984-87
7. Jeanine Haldi	982	1999-02
8. Darcy Walker	981	1996-99
9. Danielle Spier	978	1984-87
10. Savannah Smith	947	1998-01

BLOCK SOLO	TOTAL	YEARS
1. Barbara Higgins	107	1984-87
2. Felicia Schulter	98	1983-84
3. Maria Healy	82	1983-86
4. Melissa Myers	75	1995-98
5. Cristin Rossman	66	1991-94
6. Joslynn Gallop	65	1997-00
7. Lisa Ice	53	1982-86
Gayle Olsen	53	1981-83
9. Tanya Hart	51	1991-94
10. Arlene Ringer	49	1982-83

BLOCK ASSISTS	TOTAL	YEARS
1. Joslynn Gallop	391	1997-00
2. Melissa Myers	370	1995-98
3. Barbara Higgins	340	1984-87
4. Liz Hudson	337	2000-02
5. Cristin Rossman	291	1991-94
6. Stephanie Pascucci	287	1999-02
7. Colleen Burke	281	2005-08
8. Kim Hicks	279	1985-88
9. Tanya Hart	231	1991-94
10. Niki Clement	227	2005-08

TOTAL BLOCKS	TOTAL	YEARS
1. Joslynn Gallop	456	1997-00
2. Barbara Higgins	447	1984-87
3. Melissa Myers	445	1995-98
4. Liz Hudson	365	2000-02
5. Cristin Rossman	357	1991-94
6. Kim Hicks	324	1985-88
7. Stephanie Pascucci	314	1999-02
8. Colleen Burke	308	2005-08
9. Tanya Hart	282	1991-94
10. Maria Healy	270	1983-86

1,000 Kill Club

1. Joslynn Gallop (1997-2000)

Season	MP-SP	K	K/G	E	TA	Pct	A	SA	SE	RE	DIG	BS	BA	TB	B/G	BE	BHE
1997	31-107	310	2.90	111	716	.278	15	15	0	0	192	16	78	94	0.88	0	0
1998	33-116	421	3.63	153	1021	.262	24	18	27	4	241	18	106	124	1.07	17	4
1999	31-108	605	5.60	146	1201	.382	24	42	39	19	291	13	95	108	1.00	14	3
2000	32-116	630	5.43	186	1485	.299	41	26	40	17	328	18	112	130	1.12	14	8
TOTAL	127-447	1966	4.40	596	4423	.310	104	101	106	40	1052	65	391	456	1.02	45	15

2. Kimberly Noble (2000-03)

Season	MP-SP	K	K/G	E	TA	Pct	A	SA	SE	RE	DIG	BS	BA	TB	B/G	BE	BHE
2000	32-113	320	2.83	140	898	.200	3	21	64	9	145	5	24	29	0.26	5	2
2001	33-120	463	3.86	196	1279	.209	4	47	53	12	153	7	26	33	0.28	7	0
2002	32-113	422	3.73	210	1178	.180	10	12	23	1	138	1	43	44	0.39	5	1
2003	30-110	604	5.49	267	1658	.203	17	33	24	9	215	4	43	47	0.43	4	2
TOTAL	127-456	1809	3.97	813	5013	.199	34	113	164	31	651	17	136	153	0.34	21	5

3. Brianna Blair (1998-2001)

Season	MP-SP	K	K/G	E	TA	Pct	A	SA	SE	RE	DIG	BS	BA	TB	B/G	BE	BHE
1998	28-76	207	2.72	115	631	.146	7	17	48	18	135	12	28	40	0.53	7	2
1999	31-108	381	3.53	166	1093	.197	16	24	36	4	231	9	50	59	0.55	8	2
2000	32-116	461	3.97	163	1269	.235	10	28	24	12	207	6	56	62	0.53	8	1
2001	33-120	559	4.66	162	1574	.252	9	30	26	8	252	5	67	72	0.60	7	2
TOTAL	124-420	1608	3.83	606	4567	.219	42	99	134	42	825	32	201	233	0.55	30	7

4. Jennifer Senftleben (2004-07)

Season	MP-GP	K	K/G	E	TA	Pct	A	SA	SE	RE	DIG	BS	BA	TB	B/G	BE	BHE
2004	105-28	351	3.34	123	890	.256	7	35	32	2	79	10	96	106	1.01	10	0
2005	113-29	469	4.15	202	1419	.188	15	27	19	41	262	9	36	45	0.40	7	1
2006	112-31	454	4.05	211	1398	.174	6	28	22	12	164	9	40	49	0.44	6	2
2007	25-87	323	3.71	145	961	.185	10	17	13	17	173	9	26	35	0.40	1	2
TOTAL	113-417	1597	3.83	681	4668	.196	38	107	86	72	678	37	198	235	.056	24	5

5. Dawnis Wilson (1988-91)

Season	MP-SP	K	K/G	E	TA	Pct	A	SA	SE	RE	DIG	BS	BA	TB	B/G	BE	BHE
1988	33-118	287	2.43	148	861	.161	28	34	52	48	381	4	38	42	0.36	13	0
1989	27-90	320	3.56	133	829	.226	32	23	23	24	361	6	20	26	0.29	7	0
1990	28-95	438	4.61	153	013	.281	17	49	48	21	362	6	25	31	0.33	6	0
1991	25-90	381	4.23	157	980	.229	27	28	30	29	308	7	28	35	0.39	8	2
TOTAL	113-393	1426	3.63	591	3683	.227	104	134	153	122	1412	23	111	134	0.34	34	2

6. Lisa Ice (1982-83, 85-86)

Season	MP-SP*	K	K/G	E	TA	Pct	A	SA	SE	RE	DIG	BS	BA	TB	B/G	BE	BHE
1982	18	216		84	544	.243	0	19	23	19	13	13	13	26		7	0
1983	21	236		67	495	.341	0	24	18	2	5	19	10	29		8	0
1985	34-96	403	4.20	120	819	.346	8	18	16	28	278	4	36	40	0.42	11	0
1986	33-114	504	4.42	140	1131	.322	7	34	22	23	429	17	33	50	0.44	9	0
TOTAL	106-210	1359	6.47	411	2989	.317	15	95	79	72	725	53	92	145	0.69	35	0

1,000 Kill Club

7. Stephanie Pascucci (1999-2002)

Season	MP-SP	K	K/G	E	TA	Pct	A	SA	SE	RE	DIG	BS	BA	TB	B/G	BE	BHE
1999	31-108	304	2.81	95	696	.300	10	35	49	2	83	8	73	81	0.75	13	3
2000	28-84	146	1.74	66	427	.187	26	15	16	0	39	3	40	43	0.51	7	4
2001	33-120	365	3.04	103	850	.308	20	24	17	2	75	7	68	75	0.62	8	3
2002	32-124	472	3.81	151	1093	.294	36	23	22	0	92	9	106	115	0.93	12	5
TOTAL	124-436	1287	2.95	415	3066	.284	92	97	104	4	289	27	287	314	0.72	40	15

8. Barbara Higgins (1984-87)

Season	MP-GP	K	K/G	E	TA	Pct	A	SA	SE	RE	DIG	BS	BA	TB	B/G	BE	BHE
1984	37-116	200	1.72	84	525	.221	17	43	57	32	107	22	52	74	0.64	0	0
1985	37-98	270	2.76	88	590	.308	18	38	55	51	225	18	84	102	1.04	35	0
1986	33-117	355	3.03	115	815	.294	25	32	40	33	323	29	108	137	1.17	35	0
1987	31-107	412	3.85	132	917	.305	26	28	49	55	384	38	96	134	1.25	20	0
TOTAL	135-438	1237	2.82	419	2847	.287	86	141	201	171	1039	107	340	447	1.02	90	0

9. Colleen Burke (2005-08)

Season	MP-GP	K	K/G	E	TA	Pct	A	SA	SE	RE	DIG	BS	BA	TB	B/G	BE	BHE
2005	29-113	342	3.03	123	814	.269	3	24	32	2	53	7	66	76	0.65	2	2
2006	31-112	332	2.96	85	736	.336	13	20	9	1	68	2	85	87	0.78	1	3
2007	29-106	277	2.61	64	621	.343	13	29	26	2	55	7	67	74	0.70	1	3
2008	31-116	245	2.11	69	551	.319	19	29	31	2	68	4	63	67	0.50	4	0
TOTAL	120-447	1196	2.68	341	2722	.314	48	102	98	7	244	20	281	301	0.67	8	8

10. Niki Clement (2005-08)

Season	MP-SP	K	K/G	E	TA	Pct	A	SA	SE	RE	DIG	BS	BA	TB	B/G	BE	BHE
2005	29-108	238	2.20	134	681	.153	13	10	16	18	114	12	84	96	0.89	4	3
2006	31-110	400	3.64	153	1004	.246	1	0	3	3	45	8	89	97	0.88	7	1
2007	29-104	350	3.37	215	939	.144	24	15	40	46	354	11	35	46	0.44	3	0
2008	16-60	166	2.77	89	466	.165	15	9	19	28	145	5	19	24	0.40	1	0
TOTAL	105-382	1154	3.02	591	3090	.182	53	34	78	95	658	36	227	263	0.69	15	4

11. Christa Cook (1983-86)

Season	MP-SP*	K	K/G	E	TA	Pct	A	SA	SE	RE	DIG	BS	BA	TB	B/G	BE	BHE
1983	30	97		44	252	.210	0	18	34	22	32	9	22	31		10	0
1984	37-120	428	3.57	169	974	.266	93	55	82	61	124	13	79	92	0.77	0	0
1985	34-91	307	3.37	112	672	.290	66	55	71	33	198	5	45	50	0.55	8	0
1986	33-108	269	2.49	126	680	.210	113	28	54	20	372	12	66	78	0.72	18	0
TOTAL	134-319	1101	3.45	451	2578	.252	272	156	241	136	726	39	212	251	0.79	36	0

12. Melissa Myers (1995-98)

Season	MP-SP	K	K/G	E	TA	Pct	A	SA	SE	RE	DIG	BS	BA	TB	B/G	BE	BHE
1995	109-31	172	1.58	77	397	.239	3	22	51	1	78	12	103	115	1.06	10	7
1996	99-28	272	2.75	105	582	.287	9	25	51	1	77	31	81	112	1.13	13	11
1997	97-31	228	2.35	87	498	.283	9	26	23	0	63	10	75	85	0.88	4	8
1998	17-33	374	3.20	145	794	.288	10	57	33	0	77	22	111	133	1.14	7	5
TOTAL	422-123	1046	2.48	414	2271	.278	31	130	158	2	295	75	370	445	1.05	34	31

*Sets played were not kept until 1984, so some averages may be skewed. Assists were not kept until 1984.

All-Time Roster

Alex Akana	2009-11
Brianna Amian.....	2007-08, 10-11
Caitlin Andrade.....	2009-11
Keri Anglin.....	2006-07
Alana Bailey.....	1997
Jan Baszak.....	1978-79
Melizza Benitez.....	1992-95
Amber Biddle.....	2005-08
Brianna Blair.....	1998-01
Hannah Blume	2010-11
Laura Boone.....	1987-90
Barbara Boyle.....	1978
Julie Braymen.....	1984-87
Jodi Breeding.....	1979-82
Leslie Bugalski.....	1979-80
Colleen Burke.....	2005-08
Emily Burke.....	2007-08
Jill Burningham.....	1995-98
Asia Casino.....	2009-11
Sue Choe.....	1993
Sarah Christensen.....	2003-04, 06
Bridget Clark.....	1995-96
Niki Clement.....	2005-08
Brittany Collet.....	2005-08
Kristina Conrad.....	2003-06
Christa Cook.....	1983-86
Kelly Crow.....	2006-08
Mindy Czuleger.....	1989-92
Rachel Dahlstedt.....	2003
Teri DeBusk.....	1982-85
Shawna DiBiao.....	1986
Allison Dillon.....	2003
Shane Donnellon.....	1991-94
Amy Doyle.....	1997
Andrea Fernandez.....	1998-99



Kristina Conrad was a setter and outside hitter during her playing stint (2003-06). She is fifth all-time in assists with 2,548.

Linda Fournet.....	1981-84
Lisa Fraser.....	1978-79
Nia Freeman.....	2004-05, 07-08
Holly Froloff.....	1996-97
Cara Frost.....	2002
Joslynn Gallop.....	1997-00
Erin Ginney.....	1990-93
Sarah Griest	2010-11
Jennifer Gross.....	1990-92
Jeanine Haldi.....	1999-02
Jan Harman.....	1979-82
Tanya Hart.....	1991-94
Monice Hayes.....	1978-79
Maria Healy.....	1983-86
Brooke Herald.....	2001-04
Kim Hicks.....	1985-88
Barbara Higgins.....	1984-87
Jane Hilt.....	1978-79
Nicole Hintz.....	1997-98
Lynn Hollinger.....	1981
Pam Hope.....	1993
Liz Hudson.....	2000-02
Rebecca Huffman.....	1992-93
Buddy Hussey.....	1979-80
Lisa Ice.....	1982-83, 85-86
Brenda Irby.....	1994
Crystal Jacobs.....	1980
Taylor Japhet.....	2009-11
Natalie Jilka.....	1996
Brooke Jones.....	1995-96
Sandy Jones.....	1982-83
Brittany Julian.....	2007
Tanya Kamau.....	1997-98
Kim Kayser.....	1980-83
Crista Koch.....	1992-93
Tammy Kotnik.....	1994
Susie Laymon.....	1986-89
Savanah Leaf.....	2011
Danielle Lewis.....	2002-03
Jennifer Liston.....	1991-92
Courtney Lorusso.....	2006
Christina Lukens.....	1999-02
Erika MacLennan.....	1989-92
Sarah McAtee.....	2008-10
Brenda McCarley.....	1980
Heather McPherson.....	1987-90
Rose Maasen.....	1978-79
Melissa Maddux.....	2004-05
Leilani Marple.....	2010
Alison Metzger.....	1978-79, 81
Kaci Miller.....	2009
Krista Miller	2009-11
Kylie Miraldi.....	2008-11
Trisha Moore.....	1994
Melissa Myers.....	1995-98
Karen Nabzeska.....	1978
Carrie Nash.....	2003-04
Wendy Need.....	1981
Sara Nelson.....	1995-96
Kimberly Noble.....	2000-03
Samantha O'Connell	2011
Mary Alice O'Reilly	2011

Jennifer Olewinski.....	2001
Gayle Olsen.....	1981-83
Danielle Orong.....	2004-05
Leslie Page.....	1988-91
Angie Papangellin.....	1978
Stephanie Pascucci.....	1999-02
Paola Paz-Soldan.....	1994-95
Thao Pham.....	2006-09
Kiley Pieper	2011
Stacey Pizzio.....	2001
Katherine Powers.....	1999-02
Fran Pozzi.....	2002
Sandy Price.....	1980
Darleah Querubin.....	2004
Arlene Ringer.....	1982-83
Kari Roberson.....	1985-88
Cristin Rossman.....	1991-94
Dana Rudd.....	2003-04
Lindsey Rule.....	2001-02
Jane Saito.....	1982-83
Michelle Sarkees.....	1996-99
Sanya Satre.....	1978-79
Kami Schmedding.....	1992-95
Felicia Schulter.....	1983-84
Jennifer Senftleben.....	2004-07
Amy Shankle.....	1988, 90-91
Annie Shaughnessy.....	1990
Rebecca Shubin.....	1991, 1993
Jessie Shull.....	2003-06
Sheila Silvaggio.....	1978
Karli Silveira.....	2001
Savannah Smith.....	1998-01
Danielle Spier.....	1984-87
Joyce Sprout.....	1979-82
Mona Sualua.....	1988-89
Millie Swartzell.....	1995, 97
Angie Sylvas.....	1995-96
Sina Tautolo.....	1997
Sarah Taylor.....	2007
Dyana Thompson.....	2003-06
Capri Tirrell.....	2011
Gina Troxell.....	1998-00
Kristal Tsukano.....	2006-09
Katie Turner	2010-11
Mary Ann Wagner.....	1987-90
Darcy Walker.....	1996-99
Janine Ward.....	1988-90
Gina Watson.....	1984-87
Betsy Welsh.....	1987-90
Dawnis Wilson.....	1988-91
Leewitt Withrow.....	1989-90
Jessica Wlodarczyk.....	2002-03
Devan Wong.....	2009
Rachel Wulff.....	1995
Linda Wyatt.....	1978
Keri Yano.....	1997
Liz Yost.....	2000-01
Courtney Zellmer.....	2007-10
Sandy Zobel.....	1980-81

Boldface indicates 2012 returnees

San Jose State Sports Hall of Fame

1999 San Jose State Sports Hall of Fame Lisa Ice-Crespo, 1983-87 One of 13 Inaugural Inductees



Lisa was one of 13 inducted into the San José State University Sports Hall of Fame on November 5, 1999. She was a 1986 First Team All-American and 1985 Second Team All-American. In 1987, she was honored with the NCAA Top Six Award. Lisa was a member of the 1983 U.S. Olympic Festival Gold Medal Team. She is the San José State career leader in hitting percentage at .317. She previously held the match record for most digs at 38.



2000 San Jose State Sports Hall of Fame

Coach Dick Montgomery and Teri DeBusk-Schroeder were inducted into the San José State University Sports Hall of Fame on November 3, 2000. Teri was the second volleyball player to be inducted, following Lisa Ice-Crespo who was inducted in 1999. Dick was the first volleyball coach and one of five San José State coaches to be inducted in the Hall of Fame.




Dick Montgomery Head Coach, 1981-89

- Coaching record of 191-99 (.659)
- 1985 NorPac Coach of the Year
- Coached the 1984 team to a fourth place finish in the NCAA Tournament
- Five consecutive 20-win seasons
- Two NorPac Championships (1984 & 1985)

Teri DeBusk Setter, 1982-85

- 1985 First Team All-American
- 1985 NorPac Player of the Year
- 1984 & 1985 First Team All-NorPac
- 1983 Second Team All-NorPac
- Third all-time in assists with 2,692
- Member of the 1984 team which finished fourth at the NCAA Tournament



2006 Hall of Fame Sheila Silvaggio 1978 All-American

Sheila was the first volleyball All-American at San Jose State. In 1978, she led the Spartans to their fourth consecutive conference title and a national ranking with 34 victories. She was named to the 1978 AIAW All-Tournament team and led the team to a seventh place finish at the AIAW Nationals. After her career, Sheila was named a U.S. Volleyball Association All-American in 1984.



2010 Hall of Fame Linda Fournet 1984 All-American

Linda will be inducted into the SJSU Sports Hall of Fame on September 17, 2010. She was an honorable mention All-American in 1984 and an integral part of the Final Four team that season.



Postseason Appearances

1978 — 7th, AIAW

Texas-Arlington def. San Jose State, 2-1
San Jose State def. Oregon, 2-0
San Jose State def. Hawaii, 2-1
San Jose State def. Pittsburgh, 2-0
San Jose State def. Alabama, 2-0
San Jose State def. Texas-Arlington, 1-0
San Jose State def. Hawaii, 1-0
Pepperdine def. San Jose State, 3-1
San Diego State def. San Jose State, 3-1
San Jose State def. Brigham Young, 3-2

1982 — Tied for 9th, NCAA

San Jose State def. UC Santa Barbara, 3-2
Hawaii def. San Jose State, 3-0

1983 — Tied for 17th, NCAA

Cal Poly SLO def. San Jose State, 3-1

1984 — 4th, NCAA

San Jose State def. Purdue, 3-1
San Jose State def. Oregon, 3-0
San Jose State def. Fresno State, 3-1
UCLA def. San Jose State, 3-0
Pacific def. San Jose State, 3-1

1985 — Tied for 9th, NCAA

San Jose State def. Long Beach State, 3-0
Cal Poly SLO def. San Jose State 3-0

1986 — Tied for 9th, NCAA

San Jose State def. Cal Poly SLO, 3-2
Hawaii def. San Jose State, 3-2

1987 — Tied for 9th, NCAA

San Jose State def. Idaho State, 3-0
Pacific def. San Jose State, 3-0

1988 — Tied for 17th, NCAA

San Diego State def. San Jose State, 3-1

1989 — Tied for 17th, NCAA

Pacific def. San Jose State, 3-0

1990 — Tied for 17th, NCAA

Long Beach State def. San Jose State, 3-0

1994 — 2nd Place, National Invitational Volleyball Championships

San Jose State def. American, 3-1
San Jose State def. Illinois State, 3-0
San Jose State def. Missouri, 3-0
San Jose State def. South Florida, 3-1
San Jose State def. San Diego, 3-2
Cal State Northridge def. San Jose State, 3-1

1998—NCAA Tournament

Colorado def. San Jose State, 3-0

2000—NCAA Tournament

Long Beach State def. San Jose State, 3-1

2001—NCAA Tournament

San Jose State def. Santa Clara, 3-2
Stanford def. San Jose State, 3-0

WAC Tournament Results

1996 – MGM Grand Garden, Las Vegas, Nev.

Lost to Fresno State, 3-0

1997 – MGM Grand Garden, Las Vegas, Nev.

Def. New Mexico, 3-0
Lost to BYU, 3-0

1998 – MGM Grand Garden, Las Vegas, Nev.

Def. SMU, 3-0
Def. Colorado State, 3-2
Lost to Hawaii, 3-0 (semifinals)

2001 – The Event Center, San Jose, Calif.

Def. SMU, 3-0
Def. Nevada, 3-0 (semifinals)
Lost to Hawaii, 3-0 (finals)

2002 – Virginia Street Gym, Reno, Nev.

Def. Rice, 3-2
Lost to Hawaii (semifinals)

2003 – Virginia Street Gym, Reno, Nev.

Def. Fresno State, 3-2
Def. SMU, 3-1 (semifinals)
Lost to Hawaii, 3-0 (finals)

2004 – Virginia Street Gym, Reno, Nev.

Lost to Nevada, 3-0

2005 – Lawlor Events Center, Reno, Nev.

Lost to New Mexico State, 3-1

2006 – Lawlor Events Center, Reno, Nev.

Def. Nevada, 3-1
Lost to Hawaii, 3-0 (semifinals)

2007 – Pan American Center, Las Cruces, N.M.

Def. Utah State, 3-2
Lost to New Mexico State, 3-0 (semifinals)

2008 – Stan Sherrif Center, Honolulu, Hawaii

Def. Utah State, 3-2
Lost to New Mexico State, 3-0 (semifinals)

2011 – Orleans Arena, Las Vegas, Nev.

Lost to New Mexico State, 3-0

All-Tournament Team Selections

2001	Brianna Blair	
	Stephanie Pascucci	
	Karli Silveira	
2002	Lindsey Rule	
2003	Allison Dillon	Kimberly Noble
	Carrie Nash	Jessie Shull
2006	Niki Clement	
2007	Keri Anglin	
2008	Colleen Burke	

NCAA Tournament Teams



1978 AIWV Tournament - Seventh Place Finish



1982 NCAA Tournament - Tied for Ninth Place



1983 NCAA Tournament - Tied for Ninth Place



1985 NCAA Tournament - Tied for Ninth Place



1986 NCAA Tournament - Tied for Ninth Place



1987 NCAA Tournament - Tied for Ninth Place



1988 NCAA Tournament - Tied for 17th Place



1989 NCAA Tournament - Tied for 17th Place



1990 NCAA Tournament - Tied for 17th Place



1998 NCAA Tournament Participant



2000 NCAA Tournament Participant




2001 NCAA Tournament Participant

1984 Final Four Team



1984 NCAA Tournament - Fourth Place Finish

*Sitting (l to r): Linda Fournet, Teri DeBusk, Danielle Spier, Gina Watson.
Standing: Head coach Dick Montgomery, Julie Braymen, Felicia Schulter, Maria Healy,
Christa Cook, Barbara Higgins and assistant coach Dave DeGroot.*



Linda Fournet was a 1984 Honorable Mention All-American.

1984 Highlights

- First San Jose State volleyball team to advance to the final four of volleyball.
- One honorable mention All-America selection - Linda Fournet
- Two first team All-NorPac Volleyball team selections - Teri DeBusk & Linda Fournet
- Two second team All-NorPac Volleyball team selections - Christa Cook & Felicia Schulter
- Two NorPac All-Freshman team selections - Julie Braymen & Barbara Higgins
- NorPac All-Tournament Team - Christa Cook (MVP), Teri DeBusk & Linda Fournet
- NorPac Newcomer of the Year - Barbara Higgins
- Four NCAA All-Northwest Regional team selections - Christa Cook, Teri DeBusk, Linda Fournet & Felicia Schulter



Barbara Higgins was the 1984 NorPac Newcomer of the Year. She holds the school career record for solo blocks with 107.



Spartan Volleyball

	No. of Seasons	Seasons	Wins	Losses	Ties	Pct.
Oscar Crespo	5	2007-11	48	99	0	.305
Craig Choate	14	1993-2006	244	191	0	.561
John Corbelli	3	1990-92	47	39	0	.547
Dick Montgomery	9	1981-89	191	99	0	.659
Marti Brugler	1	1980	8	28	0	.222
Jane Ward	6	1974-79	105	56	8	.621
Totals	38	1974-2011	643	512	8	.554




Jane Ward



Marti Brugler




Dick Montgomery



John Corbelli




Craig Choate



Oscar Crespo

All-Time Series Records

OPPONENT	W	L	T	OPPONENT	W	L	T	OPPONENT	W	L	T
Air Force	3	0		Loyola (Baltimore)	1	0		Purdue	2	2	
Alabama	2	0		Loyola Marymount	3	4		Rice	9	2	
Alabama-Birmingham	2	0		Massachusetts	1	0		Sacramento State	6	8	
American	1	0		Miami (Ohio)	0	1		St. John's	1	1	
Arizona	1	4	2	Michigan State	0	1		Saint Mary's (Calif.)	14	9	
Arizona State	4	1		Minnesota	0	1		Sam Houston State	2	0	
Arkansas State	0	1		Missouri	1	0		San Diego	4	1	
Auburn	1	0		Montana	1	0		San Diego State	7	15	
Boise State	16	7		Montana State	1	2		San Francisco	31	7	
Brigham Young	3	4		Morehead State	1	0		San Francisco State	3	0	
Brown	2	0		Morgan State	1	0		Santa Clara	28	14	
BYU-Hawaii	1	0		Murray State	1	0		Seattle	1	1	
Cal Poly	18	15		Nebraska	3	0		Seton Hall	2	0	
Cal Poly Pomona	1	0		Nevada	25	15		South Florida	1	1	
CSU Bakersfield	3	1		New Hampshire	1	0		Southern California	1	7	
Cal State Fullerton	22	4		New Mexico	3	6		Southern Illinois	1	0	
Cal State Northridge	6	8		New Mexico State	9	23		Southern Methodist	10	3	
California	24	15		North Dakota	0	2		Southern Utah	1	0	
Central Arkansas	1	0		North Carolina	2	1		Southwest Missouri St.	1	0	
Chaminade	1	0		Northern Arizona	2	1		Stanford	9	28	
Charlotte	1	0		Northwestern	5	1		Stephen F. Austin	1	0	
Chico State	1	0		Northwestern State	1	0		Syracuse	1	0	
Colorado	1	1		Notre Dame	2	0		Tennessee	5	0	
Colorado State	4	6		Ohio State	1	0		Tennessee-Martin	1	0	
Creighton	2	0		Oklahoma	7	1		Texas	4	3	
Denver	0	1		Oregon	9	2		Texas A&M	2	0	
Drake	0	1		Oregon State	10	2		Texas-Arlington	2	1	
Duke	1	0		Pacific	10	39		Texas Christian	6	1	
Duquesne	1	1		Penn State	2	1		Texas-El Paso	8	4	
Eastern Michigan	2	0		Pepperdine	3	8		Texas-Pan American	1	0	
Eastern Washington	0	1		Pittsburgh	2	0		Texas-San Antonio	2	0	
Florida Atlantic	1	0		Portland	2	3		Texas Tech	2	0	
Fordham	1	0		Portland State	5	1		Tulsa	10	0	
Fresno State	45	27		Providence	2	0		UC Davis	4	0	
Gardner-Webb	1	0		Puget Sound	1	0		UC Irvine	20	12	1
Georgia Tech	0	1						UC Riverside	2	1	
Gonzaga	2	1						UC Santa Barbara	6	21	
Grambling	1	0						UCLA	1	7	
Hampton	1	0						UNLV	5	0	
Harvard	1	0						Utah	1	4	
Hawai'i	4	66						Utah State	18	12	1
Hawai'i-Hilo	1	2						Utah Valley	1	1	
Hofstra	2	0						Washington	6	2	
Houston	1	0						Washington State	7	1	
Idaho	6	9						Weber State	4	2	
Idaho State	3	0						West Virginia	1	0	
Illinois State	1	0	1					Wisconsin	1	1	
Illinois	1	0						Wisc.-Milwaukee	0	2	
Kansas	1	0						Wyoming	3	2	
Kentucky	2	1						Xavier	0	1	
Long Beach State	8	22	2					Yale	2	0	
Louisiana Tech	16	2									
Louisiana State	1	0									



Michelle Sarkees is the all-time assist leader at San Jose State with 5,482 assists from 1996-99.

Boldface indicates 2012 opponents
* – records begin with 1977 season

Year-By-Year Records

YEAR	W-L	PCT.	CONFERENCE		NATIONAL		HEAD COACH
			RECORD	FINISH	FINISH	FINISH	
1974	10-4	.714			1st NCIAC	—	Jane Ward
1975	17-5	.773			1st NCIAC	—	Jane Ward
1976	12-10-1	.543			1st NCIAC	—	Jane Ward
1977	17-10-1	.625	10-2		1st NorCal	—	Jane Ward
1978	34-14-1	.704	11-1		1st NorCal	7th	Jane Ward
1979	15-13-5	.530	7-5		3rd NorCal	—	Jane Ward
1980	8-28	.222	3-9		5th NorCal	—	Marti Brugler
1981	14-16	.467	5-7		4th NorCal	—	Dick Montgomery
1982	21-10	.677	11-3		3rd NorPac	9th	Dick Montgomery
1983	19-11	.633	6-3		5th NorPac	17th	Dick Montgomery
1984	26-11	.703	11-1		1st NorPac	4th	Dick Montgomery
1985	27-7	.794	12-0		1st NorPac	9th	Dick Montgomery
1986	28-7	.800	13-5		3rd PCAA	9th	Dick Montgomery
1987	21-10	.677	12-6		3rd PCAA	9th	Dick Montgomery
1988	21-14	.600	8-10		6th Big West	17th	Dick Montgomery
1989	14-13	.519	7-11		7th Big West	17th	Dick Montgomery
1990	21-8	.724	12-6		5th Big West	17th	John Corbelli
1991	12-14	.462	7-11		6th Big West	—	John Corbelli
1992	14-17	.452	9-9		5th Big West	—	John Corbelli
1993	16-13	.552	9-9		5th Big West	—	Craig Choate
1994	23-12	.657	10-8		5th Big West	—	Craig Choate
1995	14-17	.452	6-12		7th Big West	—	Craig Choate
1996	10-20	.333	5-11		6th WAC Pac.	—	Craig Choate
1997	17-14	.548	7-7		4th WAC Pac.	—	Craig Choate
1998	21-12	.636	7-7		4th WAC Pac.	—	Craig Choate
1999	25-6	.806	11-3		2nd WAC	—	Craig Choate
2000	22-10	.688	13-3		2nd WAC	—	Craig Choate
2001	25-8	.758	9-4		2nd WAC	24th	Craig Choate
2002	15-17	.469	7-6		4th WAC	—	Craig Choate
2003	10-20	.333	6-7		4th WAC	—	Craig Choate
2004	15-13	.536	5-8		6th WAC	—	Craig Choate
2005	12-17	.414	7-9		T5th WAC	—	Craig Choate
2006	19-12	.613	9-7		T4th WAC	—	Craig Choate
2007	14-15	.483	7-9		6th WAC	—	Oscar Crespo
2008	13-18	.419	7-9		5th WAC	—	Oscar Crespo
2009	1-27	.036	1-15		9th WAC	—	Oscar Crespo
2010	8-22	.267	3-13		8th WAC	—	Oscar Crespo
2011	12-17	.414	6-8		6th WAC	—	Oscar Crespo
TOTALS	643-512-8	.554	279-244		.533		

Year-By-Year Scores

1977 (17-10-1, 10-2)

9/27	W	at UC Davis	3-0
10/1		SAN JOSE STATE INVITE	
	W	PEPPERDINE	2-1
	W	SAN FRANCISCO STATE	2-0
	W	FRESNO STATE	2-0
	L	CSU NORTHRIDGE	2-0
	L	PEPPERDINE	2-0
10/7	L	at California	3-2
10/11	W	SAN FRANCISCO	3-0
10/14	W	at Pacific	3-1
10/15	L	USC	3-0
10/17	W	SANTA CLARA	3-0
10/20	L	at Stanford	3-1
10/21	L	at UCLA	3-1
10/22		at Pepperdine Tournament	
	L	Fullerton	2-0
	L	San Diego State	2-1
	L	Pepperdine	2-1
10/25	W	CALIFORNIA	3-0
10/28	W	at Fresno State	3-0
11/3	W	PACIFIC	3-0
114-5		at UCLA Tournament	
	W	Nebraska	2-0
	W	Portland State	2-0
	L	USC	2-0
	W	Arizona State	2-0
	T	Long Beach State	1-1
11/7	W	at Santa Clara	3-0
11/9	W	at San Francisco	3-0
11/18	W	FRESNO STATE	
11/19	W	STANFORD	

1978 (34-14-1, 11-1)

9/20	L	UC IRVINE	3-0
9/22		SJSU INVITATIONAL (2nd)	
	W	SAN FRANCISCO ST.	2-0
	W	CSU NORTHRIDGE	2-0
	W	CHICO STATE	2-0
	W	PACIFIC	2-1
	L	LONG BEACH STATE	2-1
	W	PACIFIC	2-0
	L	LONG BEACH STATE	2-0
10/3	W	at California	3-0
10/5	W	STANFORD	3-1
10/6-7		at California Invitational (1st)	
	W	San Francisco State	2-0
	W	Portland State	2-0
	W	Nevada-Reno	2-0
	W	California	3-2
	W	San Diego	3-0
10/10	W	SAN FRANCISCO	3-0
10/13	W	at Fresno State	3-0
10/14	L	UCLA	3-1
10/17	W	PACIFIC	3-0
10/18	L	at Hawaii	3-1
10/19	W	at BYU-Hawaii	3-0

10/20	L	at Hawaii	3-2
10/21	W	at Hawaii-Hilo	3-1
10/25	W	SANTA CLARA	3-0
10/27	W	at Stanford	3-1
10/30	W	at San Francisco	3-0
11/2-4		at UCLA Invitational (5th)	
	W	Washington State	2-0
	W	Western Ontario	2-0
	W	USC	2-0
	L	Pepperdine	2-0
	T	Arizona	1-1
	L	Hawaii	2-0
11/7	W	CALIFORNIA	3-2
11/10	W	FRESNO STATE	3-0
11/14	W	at Santa Clara	3-0
11/16	L	at Pacific	3-2
11/23-24		at AIAW Regionals (4th)	
	L	San Diego State	2-0
	W	Sacramento State	2-0
	W	Long Beach State	2-1
	L	UCLA	2-0
12/7-9		at AIAW Nationals (7th)	
	L	Texas-Arlington	2-1
	W	Oregon	2-0
	W	Hawaii	2-1
	W	Pittsburgh	2-0
	W	Alabama	2-0
	W	Texas-Arlington	1-0
	W	Hawaii	1-0
	L	Pepperdine	3-1
	L	San Diego State	3-1
	W	BYU	3-2

1979 (15-13-5, 7-5)

9/28-29		SJSU INVITATIONAL (2nd)	
	W	New Mexico State	2-1
	W	UC Santa Barbara	2-1
	W	Stanford	2-0
	W	Fresno State	2-0
	L	Stanford	2-1
	W	CSU Northridge	2-0
	W	UC Irvine	2-1
	W	Stanford	2-0
	L	Pacific	2-0
10/3	L	at Fresno State	3-1
10/5	L	at UCLA	3-0
10/7	W	at Arizona	3-1
10/9	W	at USF	3-0
10/12	W	at Stanford	3-2
10/13	L	at Pacific	3-0
10/17	L	at Hawaii	3-0
10/18	L	at Hawaii	3-1
10/20	L	at Hawaii-Hilo	3-2
10/22	W	at Santa Clara	3-2
10/25	L	CALIFORNIA	3-1
10/26	W	FRESNO STATE	3-0
10/27	L	HAWAII	3-1



Kim Kayser played at San Jose State from 1980-83, and led the 1983 team with 253 kills.

11/2		at UCLA Invitational	
	T	UC Irvine	1-1
	T	Arizona	1-1
	T	Long Beach State	1-1
	T	Illinois State	1-1
	T	Utah State	1-1
11/6	W	USF	3-1
11/8	L	STANFORD	3-1
11/10	W	at California	3-1
11/13	L	PACIFIC	3-1
11/14	W	SANTA CLARA	3-0
11/18	L	HAWAII-HILO	3-1

1980 (8-28, 3-9)

9/12	L	ARIZONA STATE	3-2
9/17	W	OHIO STATE	3-2
9/19-20		at San Diego State Invite	
	L	New Mexico State	2-1
	L	UC Irvine	2-1
	L	Washington	2-0
	L	USC	2-0
9/26-27		SJSU INVITATIONAL (7th)	
	L	CAL POLY SLO	2-0
	L	PURDUE	2-0
	W	TENNESSEE	2-0
	W	UC IRVINE	2-0
	L	TEXAS	2-0
	L	UC IRVINE	2-0
10/3-4		at Berkeley Invitational (7th)	
	L	Portland State	3-0
	L	Stanford	3-0
	L	Oregon	2-1
	W	Fresno State	2-0
10/8	W	USF	3-0
10/10	L	STANFORD	3-0

Year-By-Year Scores

10/16	L	PACIFIC	3-0
10/18	L	at California	3-0
10/22	L	FRESNO STATE	3-1
10/23	W	SANTA CLARA	3-2
10/24	L	at Long Beach State	3-0
10/25	L	at Pepperdine	3-1
10/29	L	at Stanford	3-1
10/31-11/1		at UCLA Invitational	
	L	UCLA	2-0
	L	BYU	2-1
	L	Pepperdine	2-0
	L	Hawaii	2-0
	W	Texas	2-0
11/6	L	CALIFORNIA	2-1
11/7	L	UC SANTA BARBARA	3-0
11/8	W	at USF	3-0
11/13	L	at Pacific	3-0
11/20	L	at Santa Clara	3-1
11/21	L	at Fresno State	3-0

1981 (14-16, 5-7)

9/9	W	OREGON STATE	3-0
9/16	W	NORTHWESTERN	3-1
9/17-19		at San Diego State Invite	
	L	Stanford	2-0
	W	BYU	2-1
	W	Oklahoma	2-1
	L	San Diego State	2-0
	L	Montana State	2-1
9/25-26		SPARTAN SHOPS INVITE	
	L	CAL POLY SLO	2-0
	W	OREGON	2-0
	L	STANFORD	2-0
	L	NEW MEXICO	2-0
	W	OREGON	2-0
	L	PEPPERDINE	2-0
10/6	W	at USF	3-0
10/8	L	at California	3-0
10/13	L	at Pacific	3-0
10/16	W	SANTA CLARA	3-0
10/17	W	LONG BEACH STATE	3-2
10/23	L	at Fresno State	3-0
10/24	L	at Cal Poly SLO	3-0
10/26	W	USF	3-0
10/29	L	at Stanford	3-0
11/2	L	CALIFORNIA	3-1
11/4	L	PACIFIC	3-0
11/6	L	at Long Beach State	3-1
11/7	W	at UC Irvine	3-0
11/10	W	FRESNO STATE	3-2
11/12	W	at Santa Clara	3-0
11/13	W	CAL STATE FULLERTON	3-2
11/18	L	STANFORD	3-0

1982 (21-10, 11-3)

9/13	L	at Pacific	3-0
9/15	L	NORTHWESTERN	2-0
9/17	W	MONTANA	3-1
9/21	W	WASHINGTON	3-0
9/24-25		SPARTAN SHOPS INVITE	
	W	WASHINGTON	3-0
	L	STANFORD	3-1
	W	TEXAS	3-2
	L	CAL POLY SLO	3-2
9/29	W	WASHINGTON STATE	3-0
10/5	W	SANTA CLARA	3-0
10/6	W	at USF	3-0
10/8-9		at Oklahoma Sooner Invitational	
	W	Oklahoma	3-0
	W	Nebraska	3-1
	W	Kansas	3-0
	W	Texas	3-0
10/12	W	CALIFORNIA	3-2
10/16	L	at Cal Poly SLO	3-1
10/22	W	at Oregon State	3-0
10/23	W	at Oregon	3-0
10/26	W	USF	3-0
10/27	W	at Fresno State	3-0
10/30	L	at Stanford	3-0
11/2	W	FRESNO STATE	3-0
11/4	W	at Santa Clara	3-1
11/9	L	PACIFIC	3-1
11/13	W	PEPPERDINE	3-0
11/16	L	at California	3-1
11/19-20		at NorPac Tourney (3rd)	
	L	California	3-2
	W	Oregon State	3-0
12/3		NCAA First Round	
	W	at UC Santa Barbara	3-2
12/10		NCAA Northwest Regional	
	L	at Hawaii	3-0

1983 (19-11, 6-3)

9/12	W	UTAH STATE	3-2
9/14	W	NORTHWESTERN	3-2
9/16	W	at USF	3-0
9/20	W	FRESNO STATE	3-0
9/23-24		SPARTAN SHOPS INVITE	
	L	UC SANTA BARBARA	3-0
	L	STANFORD	3-2
	L	TEXAS	3-1
	W	CAL POLY SLO	3-2
9/27	W	at Santa Clara	3-0
9/28	W	USF	3-0
9/30-10/1		at Berkeley/Dolphin Invitational	
	W	Nevada-Reno	3-0
	W	Wyoming	3-0
	W	California	3-1
10/7	W	at Fresno State	3-2
10/8	W	UC IRVINE	3-1
10/11	L	PACIFIC	3-2

10/14	W	at Washington	3-1
10/15	W	at Washington State	3-1
10/18	W	SANTA CLARA	3-0
10/20	W	at Tennessee	3-0
10/21	L	at Kentucky	3-1
10/22	W	Penn St. (@Kentucky)	3-0
10/26	W	CALIFORNIA	3-0
10/29	L	Cal Poly SLO	3-1
11/2	L	at Pacific	3-0
11/9	L	HAWAII	3-0
11/11	L	OREGON STATE	3-2
11/12	L	OREGON	3-2
11/15	W	LOYOLA MARYMOUNT	3-0
12/2		at NCAA First Round	
	L	at Cal Poly SLO	3-1

1984 (26-11, 11-1)

9/7-8		at UC Davis/Western Invite (2nd)	
	L	Oregon State	2-1
	W	Sacramento State	2-1
	W	Portland State	2-0
	L	CSU Northridge	2-1
9/11	W	NORTHWESTERN	3-1
9/15	L	at Stanford	3-1
9/18	W	at Santa Clara	3-2
9/20-22		SPARTAN SHOPS INVITE	
	W	COLORADO STATE	3-0
	L	CAL POLY SLO	3-0
	L	TEXAS	3-0
9/25	W	at USF	3-0
9/29	W	FRESNO STATE	3-0
10/2	W	PACIFIC	3-2
10/5	W	WASHINGTON	3-0
10/6	W	WASHINGTON STATE	3-0



Maria Healy is ninth all-time in blocks with 270. She had 82 solo blocks from 1983-86.

Year-By-Year Scores



Teri DeBusk was a first team All-American and NorPac "Player of the Year" in 1985. She was a two-time first team all-conference pick.

10/12	W	at Oregon	3-1
10/13	W	at Oregon State	3-1
10/16	W	CALIFORNIA	3-1
10/17	W	USF	3-0
10/20	W	SAN DIEGO STATE	3-2
10/24	W	SANTA CLARA	3-0
10/26	L	USC	3-0
10/30	W	at California	3-1
10/31	L	at Pacific	3-1
11/3	W	at Kentucky	3-0
11/4	W	at Kentucky	3-0
11/6	W	at Tennessee	3-0
11/9	L	at Fresno State	3-0
11/10	W	LOYOLA MARYMOUNT	3-0
11/16-17	NORPAC CHAMPIONSHIPS		
	W	OREGON STATE	3-1
	W	FRESNO STATE	3-1
11/20	L	PURDUE	3-2
11/29	NCAA First Round		
	W	PURDUE	3-1
12/7-8	at NCAA Regionals at Cal Poly		
	W	Oregon	3-0
	W	Fresno State	3-1
12/14-16	at NCAA Championship at UCLA		
	L	UCLA	3-0
	L	Pacific	3-1

1985 (27-7, 12-0)

9/7-8	at UC Davis/Western Invitational		
	W	Cal Poly Pomona	2-0
	W	CSU Northridge	2-0
	W	California	2-0
	W	Santa Clara	2-0
	W	California	2-1
9/11	W	at USF	3-0
9/12	W	NORTHWESTERN	3-0
9/17	L	PACIFIC	3-1

9/20-21	SPARTAN SHOPS INVITE		
	W	NEBRASKA	3-1
	W	COLORADO STATE	3-0
	L	STANFORD	3-2
9/26	W	TEXAS	3-0
9/28	W	at San Diego State	3-2
10/3	W	at Santa Clara	3-0
10/5	W	at Fresno State	3-1
10/8	W	at California	3-0
10/11	L	at Stanford	3-0
10/14	W	DUKE	3-1
10/16	W	SANTA CLARA	3-0
10/18	W	at Washington State	3-0
10/19	W	at Washington	3-0
10/25	W	OREGON STATE	3-0
10/26	W	OREGON	3-1
10/29	W	FRESNO STATE	3-1
11/2	L	USC	3-2
11/5	W	CALIFORNIA	3-0
11/15	W	WASHINGTON	3-0
11/16	W	WASHINGTON STATE	3-0
11/16-17	at UOP/Wendy's Classic		
	L	Pacific	3-0
	L	Stanford	3-0
11/22	W	at Oregon	3-1
11/23	W	at Oregon State	3-0
12/5	NCAA First Round		
	W	LONG BEACH STATE	3-0
12/13	at NCAA Regionals at UOP		
	L	Cal Poly SLO	3-0

1986 (28-7, 13-5)

9/5-6	at UC Davis/Western Invitational		
	W	California	2-0
	W	UCLA	2-0
9/12-13	at Illini Classic (1st)		
	W	Penn State	3-0
	W	Illinois	3-1



Lisa Ice is the only Spartan athlete to receive the NCAA Top Six Award. She was a first team All-American in 1986 and a second team selection in 1985.

9/17	W	STANFORD	3-2
9/19	W	OKLAHOMA	3-0
9/20	W	OKLAHOMA	3-0
9/22	W	LONG BEACH STATE	3-0
9/24	W	CALIFORNIA	3-1
9/27	W	at Cal State Fullerton	3-0
9/29	L	at San Diego State	3-2
10/4	W	CAL POLY SLO	3-1
10/6	W	FRESNO STATE	3-0
10/9-10	at Stanford/Josten's Invite (1st)		
	W	Colorado State	3-1
	W	Stanford	3-1
10/14	W	SANTA CLARA	3-0
10/16	L	at Hawaii	3-0
10/17	W	at Hawaii	3-2
10/20	W	UC IRVINE	3-1
10/22	L	at Pacific	3-1
10/24	W	at Cal Poly SLO	3-2
10/25	L	at UC Santa Barbara	3-1
10/31	W	SAN DIEGO STATE	3-1
11/1	W	CS FULLERTON	3-0
11/4	W	at California	3-0
11/7	W	at Long Beach State	3-0
11/8	W	at UC Irvine	3-0
11/11	W	NEVADA-RENO	3-0
11/13	W	UC SANTA BARBARA	3-1
11/14	W	at Fresno State	3-0
11/18	L	PACIFIC	3-1
11/20-21	at PCAA Tournament (3rd)		
	W	Cal Poly SLO	3-1
	L	Hawaii	3-1
12/4	NCAA First Round		
	W	CAL POLY SLO	3-1
12/12	at NCAA Regionals		
	L	Hawaii	3-2

1987 (21-10, 12-6)

9/11-12	at UC Davis/Western Invite (1st)		
	W	Puget Sound	2-0
	W	SW Missouri State	2-0
	W	Wisconsin	2-0
9/18	W	FRESNO STATE	3-0
9/19	W	SAN DIEGO STATE	3-1
9/22	W	at USF	3-1
9/25	W	at Cal Poly SLO	3-2
9/26	W	at UC Santa Barbara	3-2
9/29	W	at Santa Clara	3-1
10/2	W	at UC Irvine	3-1
10/3	L	at Long Beach State	3-0
10/6	L	STANFORD	3-1
10/7	W	at Fresno State	3-1
10/13	W	CAL POLY SLO	3-0
10/14	W	at Sacramento State	3-0
10/17	W	CS FULLERTON	3-0
10/20	L	at Stanford	3-1
10/22	L	at San Diego State	3-0
10/23	W	at Cal State Fullerton	3-1

Year-By-Year Scores

10/27	L	at Pacific	3-0
10/30	L	HAWAII	3-2
10/31	L	HAWAII	3-0
11/3	W	at California	3-0
11/6	W	LONG BEACH STATE	3-1
11/7	W	UC IRVINE	3-0
11/10	L	PACIFIC	3-1
11/14	W	UC SANTA BARBARA	3-1
11/20	L	at Colorado State	3-1
11/21	W	at Wyoming	3-2
12/3		NCAA First Round	
	W	IDAHO STATE	3-0
12/10		at NCAA Regionals at Hawaii	
	L	Pacific	3-0

1988 (21-14, 8-10)

9/1-3		at Utah/Lady Ute Invitational (1st)	
	W	Weber State	3-1
	W	Utah	3-0
	W	Texas Tech	3-1
	W	Southern Utah State	3-0
	W	Oregon State	3-1
	W	Oregon State	3-0
	W	Weber State	3-1
9/16	W	at St. Mary's	3-0
9/20	W	at USF	3-0
9/23	W	FRESNO STATE	3-2
9/24	W	TEXAS A&M	3-0
9/27	L	STANFORD	3-0
9/30	W	CAL POLY SLO	3-2
10/1	W	UC SANTA BARBARA	3-0
10/4	W	SANTA CLARA	3-1
10/7	W	at UC Irvine	3-1
10/8	L	at Long Beach State	3-0
10/11	L	at California	3-2
10/15	L	at Pacific	3-0
10/18	W	at Fresno State	3-0
10/19	W	NOTRE DAME	3-2
10/21	W	CAL STATE FULLERTON	3-1
10/22	W	SAN DIEGO STATE	3-2
10/25	L	at Stanford	3-1
10/28	L	at UC Santa Barbara	3-1
10/29	L	at Cal Poly SLO	3-1
11/4	L	UC IRVINE	3-2
11/5	L	LONG BEACH STATE	3-2
11/11	L	at Hawaii	3-0
11/12	L	at Hawaii	3-0
11/15	L	PACIFIC	3-0
11/18	W	at Cal State Fullerton	3-1
11/19	L	at San Diego State	3-1
11/21	W	CALIFORNIA	3-0
12/3		NCAA FIRST ROUND	
	L	SAN DIEGO STATE	3-1

1989 (14-13, 7-11)

9/8-9		at Purdue Tournament (1st)	
	W	Colorado	3-0
	L	Penn State	3-2
	W	Purdue	3-0
9/19	W	ST. MARY'S	3-0
9/22	L	at Fresno State	3-0
9/24	W	at Nevada-Reno	3-0
9/26	L	at Pacific	3-1
9/29	L	at UC Santa Barbara	3-1
9/30	W	at Cal Poly SLO	3-0
10/6	W	LONG BEACH STATE	3-1
10/7	L	UC IRVINE	3-0
10/10	W	CALIFORNIA	3-0
10/14	W	FRESNO STATE	3-0
10/17		at USF - cancelled, earthquake	
10/20	L	at San Diego State	3-0
10/21	W	at Cal State Fullerton	3-0
10/24	W	STANFORD	3-1
10/27	W	CAL POLY SLO	3-1
10/28	L	UC SANTA BARBARA	3-1
10/31	W	at Santa Clara	3-0
11/3	L	at Long Beach State	3-0
11/4	W	at UC Irvine	3-0
11/10	L	HAWAII	3-1
11/11	L	HAWAII	3-0
11/14	L	PACIFIC	3-0
11/17	W	CAL STATE FULLERTON	3-0
11/18	L	SAN DIEGO STATE	3-2
12/2		at NCAA First Round at Pacific	
	L	Pacific	3-0

1990 (21-8, 12-6)

8/31	W	at California	3-2
9/12	W	at St. Mary's	3-1
9/15	W	TEXAS-ARLINGTON	3-0
9/18	W	at Pacific	3-2
9/21	W	USF	3-0
9/22	W	FRESNO STATE	3-0
9/25	L	UC SANTA BARBARA	3-2
9/28	W	UTAH STATE	3-0
9/29	W	UTAH STATE	3-0
10/2	W	SANTA CLARA	3-0
10/5	W	at New Mexico	3-2
10/6	W	at New Mexico State	3-1
10/8	W	at Cal State Fullerton	3-1
10/12	W	LONG BEACH STATE	3-2
10/14	W	UC IRVINE	3-2
10/19	W	at Fresno State	3-0
10/23	L	PACIFIC	3-1
10/25	L	at Hawaii	3-0
10/26	L	at Hawaii	3-0
10/27	W	at Chaminade	3-0
10/31	W	CAL POLY SLO	3-0
11/1	W	NEW MEXICO STATE	3-0
11/8	L	at Long Beach State	3-0
11/9	W	at UC Irvine	3-0

11/11	W	OKLAHOMA	3-0
11/15	W	CAL STATE FULLERTON	3-0
11/17	L	at UC Santa Barbara	3-0
11/20	L	at Stanford	3-0
12/1		at NCAA First Round	
	L	Long Beach State	3-0

1991 (12-14, 7-11)

9/6-7		at California Tournament	
	W	California	3-1
	W	Oklahoma	3-1
9/14	L	at USF	3-2
9/19	W	CS FULLERTON	3-1
9/20	L	UC SANTA BARBARA	3-1
9/27	L	at Pacific	3-0
9/28	L	at Fresno State	3-0
9/30	W	NEW MEXICO STATE	3-1
10/3-4		at Stanford Tournament (3rd)	
	L	New Mexico	3-0
	W	Notre Dame	3-2
10/7	L	HAWAII	3-1
10/8	L	HAWAII	3-0
10/15	W	at Santa Clara	3-2
10/18	L	at Long Beach State	3-0
10/19	W	at UC Irvine	3-2
10/25	L	FRESNO STATE	3-1
10/26	L	PACIFIC	3-0
10/29	L	STANFORD	3-0
11/1	W	at Utah State	3-0
11/2	W	at Utah State	3-0
11/9	L	at New Mexico State	3-1
11/14	W	UC IRVINE	3-0
11/16	L	LONG BEACH STATE	3-1
11/19	W	ST. MARY'S	3-1
11/22	W	at Cal State Fullerton	3-2
11/23	L	UC Santa Barbara	3-0

1992 (14-17, 9-9)

9/4-5		at Dan Gamel Invitational	
	L	Santa Clara	3-0
	W	Fresno State	3-2
	L	Pepperdine	3-1
	L	Arizona	3-1
9/11-12		at UCSB Invitational	
	W	Morehead State	3-0
	W	Loyola Marymount	3-1
	L	Colorado State	3-1
	L	UC Santa Barbara	3-0
9/17	L	at Hawaii	3-1
9/19	L	at Hawaii	3-0
9/26	W	at New Mexico State	3-1
10/1	L	LONG BEACH STATE	3-0
10/3	W	UC IRVINE	3-0
10/6	L	at Cal Poly SLO	3-1
10/9	L	CS NORTH RIDGE	3-0
10/10	W	NEW MEXICO STATE	3-1
10/14	L	PACIFIC	3-1

Year-By-Year Scores

10/17	W	NEVADA	3-1
10/20	W	CALIFORNIA	3-2
10/23	L	at UC Santa Barbara	3-0
10/24	W	at Cal State Fullerton	3-0
10/30	L	at UC Irvine	3-2
10/31	L	at Long Beach State	3-0
11/5	W	CS FULLERTON	3-0
11/7	L	UC SANTA BARBARA	3-0
11/10	W	CAL POLY SLO	3-0
11/13	W	at Nevada	3-1
11/14	L	at Pacific	3-0
11/20	W	UTAH STATE	3-0
11/21	W	UTAH STATE	3-1
11/24	L	at Stanford	3-0

1993 (16-13, 9-9)

9/3-4		at Dan Gamel Invitational (1st)	
	W	Texas A&M	3-2
	W	Fresno State	3-0
	W	Cal State Fullerton	3-0
	W	Cal Poly SLO	3-0
9/10-11		at UCSB Invitational	
	L	Santa Clara	3-0
	L	USC	3-0
	L	Fresno State	3-2
9/14	W	HAWAII	3-2
9/15	L	HAWAII	3-1
9/17	L	at Utah State	3-2
9/18	W	at Utah State	3-0
9/25	W	NEW MEXICO STATE	3-0
9/28	L	at Stanford	3-0
10/1	L	at Long Beach State	3-0
10/2	L	at UC Irvine	3-1
10/7	L	UC SANTA BARBARA	3-0
10/9	W	CAL STATE FULLERTON	3-0
10/15	L	at Pacific	3-0
10/16	W	at Nevada	3-0
10/23	W	at New Mexico State	3-0
10/28	W	UC IRVINE	3-0
10/31	L	LONG BEACH STATE	3-0
11/2	W	CAL POLY SLO	3-1
11/6	L	at UC Santa Barbara	3-1
11/10	W	at USF	3-2
11/15	L	PACIFIC	3-0
11/19	W	at Cal State Fullerton	3-0
11/20	W	at Cal State Northridge	3-0
11/23	W	NEVADA	3-1

1994 (23-13, 10-8)

9/2-3		at Pacific Tournament	
9/2	W	Pepperdine	3-1
9/3	L	Arizona	3-0
9/9		at Utah Classic	
9/9	W	Montana State	3-0
9/9	L	Utah	3-2
9/10	W	at BYU	3-2
9/13	L	at Pacific	3-0

9/20	W	at Santa Clara	3-0
9/23	W	UTAH STATE	3-0
9/24	W	UTAH STATE	3-0
9/29	W	at New Mexico State	3-0
10/1	W	at Nevada	3-0
10/7	W	CS FULLERTON	3-0
10/8	L	UC SANTA BARBARA	3-0
10/14	W	at UC Irvine	3-0
10/15	L	at Long Beach State	3-1
10/21	L	at Hawaii	3-1
10/22	L	at Hawaii	3-0
10/28	W	NEVADA	3-0
10/29	L	NEW MEXICO STATE	3-0
11/1	L	at California	3-2
11/4	L	at UC Santa Barbara	3-1
11/5	W	at Cal State Fullerton	3-0
11/8	W	at Saint Mary's	3-0
11/11	L	LONG BEACH STATE	3-1
11/12	W	UC IRVINE	3-0
11/16	W	USF	3-0
11/18	W	SACRAMENTO STATE	3-1
11/19	W	PACIFIC	3-0
11/26	W	at Cal Poly SLO	3-0
		at National Invitational	
		Volleyball Championships (2nd)	
12/2	W	American	3-1
12/2	W	Illinois State	3-0
12/3	W	Missouri	3-1
12/3	W	South Florida	3-1
12/4	W	San Diego - Semifinals	3-2
12/4	L	CS Northridge-Champ.	3-1

1995 (14-17, 6-12)

9/1-2		at USF PowerBar Collegiate Invite (1st)	
	W	Cal State Northridge	3-1
	W	Idaho	3-0
	W	Eastern Michigan	3-0
	W	San Francisco	3-2
9/8-9		at UCSB Paul Mitchell Collegiate Classic	
	W	Hofstra	3-0
	L	Michigan State	3-0
	L	Southern Florida	3-2
	W	Massachusetts	3-2
9/14	L	HAWAII	3-1
9/19	L	CALIFORNIA	3-2
9/22	W	at Utah State	3-0
9/23	W	at Utah State	3-0
9/29	L	NEW MEXICO STATE	3-1
9/30	L	NEVADA	3-1
10/4	L	HAWAII	3-0
10/6	W	at Cal State Fullerton	3-1
10/7	L	at UC Santa Barbara	3-0
10/13	W	UC IRVINE	3-1
10/14	L	LONG BEACH STATE	3-2
10/17	W	PACIFIC	3-1
10/20	W	CAL POLY SLO	3-0
10/21	W	CS NORTHRIDGE	3-1

10/26	W	at Nevada	3-0
10/28	L	at New Mexico State	3-0
10/31	L	at Cal State Sacramento	3-0
11/3	L	UC SANTA BARBARA	3-1
11/4	L	CS FULLERTON	3-1
11/10	L	at Long Beach State	3-0
11/11	L	at UC Irvine	3-1
11/14	L	SANTA CLARA	3-0
11/18	L	at Pacific	3-1

1996 (10-20, 5-11)

8/30-31		at UOP/NIKE Tournament	
8/30	L	Sacramento State	3-0
8/31	L	Pacific	3-0
8/31	L	Oklahoma	3-0
9/6-7		at PowerBar Invitational	
9/6	W	Tennessee	3-2
9/6	W	Hofstra	3-1
9/7	W	Creighton	3-1
9/7	L	Cal Poly SLO	3-1
9/12	W	PROVIDENCE	3-1
9/13-14		at Oak Tree Mazda Challenge	
9/13	L	USC	3-0
9/14	L	Santa Clara	3-0
9/21	L	at Hawaii	3-0
9/27	L	TEXAS-EL PASO	3-1
9/28	L	NEW MEXICO	3-1
10/4	L	Wyoming	3-0
10/5	L	Colorado State	3-0
10/11	W	UNLV	3-1
10/12	W	AIR FORCE	3-0
10/17	L	at Texas-El Paso	3-1
10/19	L	FRESNO STATE	3-0
10/25	L	at San Diego State	3-1
10/29	W	at Saint Mary's	3-0
11/1	L	COLORADO STATE	3-1
11/2	W	WYOMING	3-2
11/7	W	at Air Force	3-0
11/9	W	at UNLV	3-0
11/12	L	SAINT MARY'S	3-1
11/14	L	at Fresno State	3-1
11/22	L	HAWAII	3-0
11/23	L	SAN DIEGO STATE	3-1
11/26		at WAC Tournament, Las Vegas, Nev.	
	L	Fresno State	3-0

1997 (17-14, 7-7)

9/2	L	at San Diego State	3-2
9/5-6		at PowerBar Invitational	
9/5	W	St. John's	3-1
9/6	W	Morgan State	3-0
9/6	L	Wis.-Milwaukee	3-0
9/12-13		at Portland Invitational	
9/12	L	Portland	3-1
9/13	W	Nevada	3-0
9/13	W	Ala.-Birmingham	3-0
9/19-20		at USF-St. Mary's Invitational	

Year-By-Year Scores

9/19	W	Yale	3-0
9/20	L	Boise State	3-1
9/20	W	GONZAGA	3-0
9/26	L	at Hawai'i	3-0
10/3	W	TCU	3-1
10/4	W	SMU	3-2
10/7	L	at Santa Clara	3-0
10/9	W	at Rice	3-0
10/11	W	at Tulsa	3-1
10/14	W	at Saint Mary's	3-0
10/16	L	at Fresno State	3-0
10/18	L	COLORADO STATE	3-0
10/23	L	SAN DIEGO STATE	3-1
10/25	L	HAWAI'I	3-1
10/31	W	at SMU	3-1
11/1	L	at TCU	3-2
11/4	W	SAINT MARY'S	3-1
11/6	W	TULSA	3-0
11/8	W	RICE	3-2
11/13	L	FRESNO STATE	3-1
11/19	W	USF	3-0
11/22	L	at Colorado State	3-0
11/24-25		at WAC Tournament, Las Vegas, Nev.	
11/24	W	New Mexico	3-0
11/25	L	BYU	3-0

1998 (21-12, 7-7)

9/1	W	SANTA CLARA	3-1
9/4-5		Danka Invitational	
9/4	W	Houston	3-0
9/5	L	Nevada	3-1
9/5	W	Texas-San Antonio	3-1
9/11-12		Holiday Inn Classic (Bozeman, Mont.)	
9/11	W	Sam Houston State	3-1
9/12	W	Syracuse	3-0
9/12	L	Montana State	3-2
9/16	W	at USF	3-1
9/18-19		...SJSU-SMC TOURNAMENT	
9/18	W	UC IRVINE	3-0
9/18	L	CAL POLY	3-1
9/19	W	CS FULLERTON	3-1
9/23	W	USF	3-0
9/26	W	YALE	3-2
10/3	W	FRESNO STATE	3-0
10/7	W	Saint Mary's	3-0
10/9	W	at UTEP	3-0
10/10	W	at New Mexico	3-1
10/16	L	BYU	3-0
10/17	L	UTAH	3-0
10/22	L	at Hawai'i	3-0
10/25	W	at San Diego State	3-1
10/28	W	SAINT MARY'S	3-1
10/30	W	at Fresno State	3-1
11/6	L	NEW MEXICO	3-2
11/7	W	UTEP	3-0
11/13	L	at Utah	3-0

11/14	L	at BYU	3-0
11/20	L	HAWAI'I	3-0
11/21	W	SAN DIEGO STATE	3-0
11/24-27		WAC Tournament (Las Vegas, Nev.)	
11/24	W	SMU	3-0
11/25	W	Colorado State	3-2
11/27	L	Hawai'i (semifinals)	3-0
12/4		NCAA Tournament (Champaign, Ill.)	
12/4	L	Colorado	3-0


1999 (25-6, 11-3)

9/1	W	at Santa Clara	3-0
9/3-4		Washington State Tournament	
9/3	W	Boise State	3-1
9/3	W	Gonzaga	3-0
9/4	W	Creighton	3-1
9/4	L	Washington State	3-1
9/10-11		San Diego Tournament	
9/10	W	Portland State	3-0
9/11	W	Utah State	3-0
9/11	W	San Diego	3-1
9/17-18		Northwestern Tournament	
9/17	W	Northwestern	3-0
9/17	W	Oklahoma	3-0
9/18	W	LSU	3-2
9/18	W	West Virginia	3-0
9/24	W	SAINT MARY'S	3-0
9/25	W	at San Francisco	3-1
10/2	W	*at UTEP	3-1
10/5	W	SAN FRANCISCO	3-0
10/9	W	*FRESNO STATE	3-0
10/15	W	*TULSA	3-0
10/16	W	*RICE	3-0
10/19	L	CALIFORNIA	3-0
10/22	W	*at TCU	3-0
10/23	L	*at SMU	3-2
10/29	L	*HAWAII	3-1
10/30	W	*UTEP	3-0
11/5	W	*at Fresno State	3-2
11/11	W	*at Rice	3-0
11/13	W	*at Tulsa	3-0
11/16	L	*at Saint Mary's	3-0
11/19	W	*SMU	3-1
11/20	W	*TCU	3-0
11/23	L	*at Hawaii	3-1

2000 (22-10, 13-3)

9/1-2		Phoenix Airport Hilton Challenge	
9/1	W	Arizona State	3-2
9/1	L	Loyola Marymount	3-1
9/2	L	Cal Poly	3-0
9/8-9		Gameworks/UNLV Tournament	
9/8	W	Alabama	3-1
9/8	W	Boise State	3-1
9/9	W	Idaho State	3-0
9/9	W	UNLV	3-0
9/12	W	SAINT MARY'S	3-1

9/15-16		Portland Mikasa Tournament	
9/15	W	Eastern Michigan	3-0
9/16	W	Alabama-Birmingham	3-0
9/16	W	Portland	3-0
9/19	L	at California	3-2
9/26	L	at Sacramento State	3-0
9/29	W	NEVADA	3-2
9/30	L	HAWAI'I	3-0
10/6	W	at Rice	3-2
10/7	W	at UTEP	3-1
10/11	W	at Fresno State	3-1
10/14	W	TULSA	3-0
10/20	W	SMU	3-0
10/21	W	TCU	3-1
10/28	W	FRESNO STATE	3-0
11/2	L	at Hawaii	3-0
11/4	W	at Nevada	3-1
11/10	L	UTEP	3-2
11/11	W	RICE	3-0
11/18	W	at Tulsa	3-0
11/20	W	at TCU	3-0
11/21	W	at SMU	3-0
11/24-25		at Community Bankers Classic	
11/24	L	Pacific	3-1
11/25	L	Arizona	3-0
11/30		at NCAA Tournament (San Jose, Calif.)	
	L	Long Beach State	3-1



Stephanie Pascucci was a three-time Academic All-WAC selection and the 2002-03 Stan Bates Award winner. The award honors the WAC's top male and female scholar-athletes. She was a first team All-WAC selection her senior year.

Year-By-Year Scores

2001 (25-8, 9-4)

8/31-9/1	Oregon State Showcase	
8/31	W Oregon State.....	3-1
9/1	W Sacramento State.....	3-2
9/1	W Southern Illinois.....	3-0
9/4	L SANTA CLARA.....	3-0
9/7-8	San Diego Invitational	
9/7	L Minnesota.....	3-1
9/7	W San Diego.....	3-0
9/8	W Seton Hall.....	3-0
9/8	W Brown.....	3-0
9/10	W TENNESSEE.....	3-1
9/19	W at USF.....	3-1
9/21	W BOISE STATE.....	3-0
9/27	W UTEP.....	3-2
9/29	W TULSA.....	3-0
10/5	L at SMU.....	3-2
10/6	W at Rice.....	3-1
10/9	W at Saint Mary's.....	3-1
10/11	W LOUISIANA TECH.....	3-0
10/13	W NEVADA.....	3-0
10/16	W CALIFORNIA.....	3-0
10/18	L HAWAII.....	3-2
10/23	W USF.....	3-0
10/27	W at Fresno State.....	3-2
11/1	L at Nevada.....	3-1
11/3	W FRESNO STATE.....	3-1
11/8	L at Hawaii.....	3-0
11/10	W at Boise State.....	3-0
11/16-18	WAC Tournament, San Jose, Calif.	
11/16	W SMU.....	3-0
11/17	W Nevada.....	3-0
11/18	L Hawaii.....	3-0
11/23	W AUBURN.....	3-0
11/24	W IDAHO.....	3-1
11/30-12/12	NCAA Tournament, Stanford, Calif.	
11/30	W Santa Clara.....	3-2
12/1	L Stanford.....	3-0

2002 (15-17, 7-6)

8/30-31	Golden Bear Invitational	
8/30	W Northern Arizona.....	3-1
8/30	W Tennessee-Martin.....	3-1
8/31	L California.....	3-0
9/6-7	Stanford Invitational	
9/6	L Stanford.....	3-1
9/7	L Utah.....	3-0
9/7	W Cal Poly.....	3-1
9/13-14	TCU Invitational	
9/13	W TCU.....	3-0
9/14	L Miami (Ohio).....	3-2
9/14	W Stephen F. Austin.....	3-1
9/17	L SACRAMENTO STATE.....	3-1
9/18	L at USF.....	3-1
9/27	L SAINT MARY'S.....	3-2
9/28	L at Santa Clara.....	3-2
10/3	L at UTEP.....	3-1



Kimberly Noble holds the career record for kill attempts at 5,013 and is second all-time in kills with 1,809.

10/5	W at Tulsa.....	3-0
10/8	W at Saint Mary's.....	3-2
10/11	W SMU.....	3-1
10/12	W RICE.....	3-2
10/17	W at Louisiana Tech.....	3-1
10/19	L at Nevada.....	3-1
10/24	L at Hawai'i.....	3-0
10/26	W at Boise State.....	3-0
11/2	L FRESNO STATE.....	3-2
11/3	W NEVADA.....	3-1
11/8	L at Fresno State.....	3-0
11/14	W BOISE STATE.....	3-0
11/16	L HAWAI'I.....	3-0
11/22-23	WAC Tournament, Reno, Nev.	
11/22	W Rice.....	3-2
11/23	L Hawai'i.....	3-0
11/29-30	Baden Thanksgiving Tournament	
11/29	L UC Irvine.....	3-1
11/30	W Texas-Pan American.....	3-0
11/30	L Long Beach State.....	3-0

2003 (10-20, 6-7)

8/30	L SANTA CLARA.....	3-1
9/2	L SAN FRANCISCO.....	3-0
9/5-6	Cowgirl Classic	
9/5	L Weber State.....	3-2
9/6	L Wyoming.....	3-1
9/6	W Sam Houston State.....	3-0
9/12-13	SJSU/Crowne Plaza Invitational	
9/12	L DUQUESNE.....	3-2
9/12	L CS NORTHRIDGE.....	3-0
9/13	W DUQUESNE.....	3-0
9/18	L at Portland.....	3-1
9/20	L at Portland.....	3-0

9/23	L SAINT MARY'S.....	3-0
9/26	L *HAWAI'I.....	3-0
10/2	W *NEVADA.....	3-2
10/4	L *FRESNO STATE.....	3-1
10/9	W *at UTEP.....	3-0
10/11	W *at Boise State.....	3-1
10/15	L *SMU.....	3-1
10/18	W *LOUISIANA TECH.....	3-0
10/23	W *at Tulsa.....	3-1
10/25	L *at Rice.....	3-1
10/28	L at Saint Mary's.....	3-0
11/1	W *BOISE STATE.....	3-0
11/6	L *at Fresno State.....	3-1
11/8	L *at Nevada.....	3-1
11/15	L *at Hawai'i.....	3-0
11/21-23	WAC Tournament, Reno, Nev.	
11/21	W Fresno State.....	3-2
11/22	W SMU.....	3-1
11/23	L Hawai'i.....	3-0
11/28-29	Baden Thanksgiving Tournament	
11/28	L UC Irvine.....	3-1
11/29	L Georgia Tech.....	3-0

2004 (15-13, 5-8)

9/1	W at San Francisco.....	3-2
9/3-4	UNLV Classic	
9/3	W UNLV.....	3-0
9/4	W Washington State.....	3-2
9/10-11	Four Points Titan Classic	
9/10	W Idaho State.....	3-2
9/11	L CS Fullerton.....	3-0
9/11	W Providence.....	3-0
9/14	L at Saint Mary's.....	3-1
9/17-18	Sacramento State Invitational	
9/17	W Seton Hall.....	3-0
9/17	W Oregon.....	3-1
9/18	L Sacramento State.....	3-0
9/18	W Charlotte.....	3-0
9/22	W UC DAVIS.....	3-0
9/24	L SANTA CLARA.....	3-1
9/30	L at Nevada.....	3-0
10/2	L at Fresno State.....	3-0
10/7	W UTEP.....	3-0
10/10	W BOISE STATE.....	3-2
10/14	W at SMU.....	3-0
10/16	W at Louisiana Tech.....	3-2
10/20	W TULSA.....	3-2
10/23	L RICE.....	3-2
10/27	L HAWAII.....	3-1
10/30	L at Boise State.....	3-2
11/3	L FRESNO STATE.....	3-1
11/6	L NEVADA.....	3-0
11/12	L at Hawaii.....	3-0
11/19	WAC Tournament, Reno, Nev.	
11/19	L Nevada.....	3-0
11/26	W Cal Poly.....	3-0

Year-By-Year Scores

2005 (12-17, 7-9)

8/26	W	at UC Davis	3-1
9/2-3 Falcon Invitational			
9/2	W	Weber State	3-2
9/2	L	Wisconsin	3-0
9/3	W	Air Force	3-1
9/6	L	at San Francisco	3-2
9/9-10 Cal Poly/Best Western Royal Oak Invite			
9/9	W	Loyola	3-0
9/10	W	Portland	3-2
9/10	L	Cal Poly	3-1
9/16-17 Hawthorne Suites Fullerton Classic			
9/16	L	CS Fullerton	3-1
9/17	L	UC Riverside	3-0
9/17	L	Loyola Marymount	3-2
9/22	W	IDAHO	3-2
9/24	W	BOISE STATE	3-0
9/27	L	at Santa Clara	3-0
10/6	L	at Nevada	3-0
10/8	L	at Utah State	3-1
10/13	W	LOUISIANA TECH	3-0
10/15	L	NEW MEXICO STATE	3-0
10/20	W	NEVADA	3-2
10/22	L	at Hawaii	3-0
10/27	W	at Fresno State	3-1
10/29	L	UTAH STATE	3-1
11/3	W	at Louisiana Tech	3-0
11/5	L	at New Mexico State	3-1
11/10	L	FRESNO STATE	3-2
11/12	L	HAWAII	3-0
11/17	W	at Boise State	3-1
11/19	L	at Idaho	3-2
11/24	WAC Tournament, Reno, Nev.		
11/24	L	New Mexico State	3-1

2006 (19-12, 9-7)

8/25-26 Hilton Garden Inn/NAU Invitational			
8/25	W	Fordham	3-0
8/26	W	Central Arkansas	3-0
8/26	W	Northern Arizona	3-1
9/1-2 USF Powerade/Asics Classic			
9/1	L	San Francisco	3-2
9/2	L	UC Santa Barbara	3-2
9/6	W	UC DAVIS	3-0
9/8-9 New Hampshire Tournament			
9/8	W	Texas-San Antonio	3-1
9/9	W	New Hampshire	3-0
9/9	W	Brown	3-0
9/12	L	SANTA CLARA	3-2
9/15-16 SJSU HYATT INVITATIONAL			
9/15	W	Utah Valley State	3-0
9/16	W	Harvard	3-0
9/16	L	CS Northridge	3-2
9/21	L	at Nevada	3-1
9/23	L	at Utah State	3-1

9/30	L	HAWAII	3-0
10/5	W	at Boise State	3-0
10/7	L	at Idaho	3-1
10/12	W	NEVADA	3-0
10/14	W	UTAH STATE	3-2
10/19	W	LOUISIANA TECH	3-0
10/21	L	NEW MEXICO STATE	3-0
10/25	W	at Fresno State	3-2
10/29	L	at Hawaii	3-1
11/2	W	FRESNO STATE	3-0
11/9	W	BOISE STATE	3-0
11/11	W	IDAHO	3-0
11/16	W	at Louisiana Tech	3-0
11/18	L	at New Mexico State	3-0
11/22-23 WAC Tournament, Reno, Nev.			
11/22	W	Nevada	3-1
11/23	L	Hawaii	3-0

2007 (14-15, 7-9)

8/24-25 MCM Elegante Lobo Classic			
8/24	W	Grambling State	3-0
8/25	W	Florida Atlantic	3-1
8/25	L	New Mexico	3-2
8/31-9/1 ASU/Bancorp South Classic			
8/31	W	Northwestern State	3-0
9/1	W	Murray State	3-1
9/1	L	Arkansas State	3-1
9/7-8 UVU/La Quinta Inn & Suites Invite			
9/7	W	Arizona State	3-1
9/8	L	Utah Valley	3-2
9/8	W	Weber State	3-1
9/12	L	SAN FRANCISCO	3-2
9/15	L	at Utah State	3-1
9/21	L	at Santa Clara	3-0
9/24	L	HAWAII	3-0
9/27	L	UTAH STATE	3-0
9/29	L	NEVADA	3-0
10/4	W	LOUISIANA TECH	3-0
10/6	L	NEW MEXICO STATE	3-0
10/11	L	at Idaho	3-2
10/13	W	at Boise State	3-0
10/18	W	at Louisiana Tech	3-0
10/20	L	at New Mexico State	3-0
10/22	W	FRESNO STATE	3-0
10/25	W	BOISE STATE	3-2
10/27	W	IDAHO	3-2
11/1	W	at Fresno State	3-1
11/3	L	at Nevada	3-2
11/8	L	at Hawaii	3-0
11/15-16 WAC Tournament, Las Cruces, N.M.			
11/15	W	Utah State	3-2
11/16	L	New Mexico State	3-0

2008 (13-18, 7-9)

8/29-30 Sheraton Four Points Wildcat Classic			
8/29	W	Gardner-Webb	3-0
8/29	L	Arizona	3-0

8/30	L	Weber State	3-2
9/1	L	ST. JOHN'S	3-1
9/5-6 Sacramento State Invitational			
9/5	L	Saint Mary's	3-1
9/6	W	Sacramento State	3-1
9/6	L	Cal State Northridge	3-2
9/12-13 Four Points Sheraton LAX/LMU Volleyball Classic			
9/12	W	UC Irvine	3-1
9/13	L	Loyola Marymount	3-1
9/13	W	Pittsburgh	3-0
9/18	L	BOISE STATE	3-0
9/20	L	UTAH STATE	3-2
9/25	W	at Nevada	3-2
9/27	W	at Fresno State	3-0
9/29	L	HAWAII	3-0
10/2	L	NEW MEXICO STATE	3-0
10/4	W	LOUISIANA TECH	3-0
10/9	W	at Boise State	3-0
10/11	L	at Idaho	3-1
10/18	W	CSU BAKERSFIELD	3-1
10/21	L	SANTA CLARA	3-1
10/24	L	at Hawaii	3-0
10/30	W	FRESNO STATE	3-0
11/1	L	IDAHO	3-1
11/6	L	at Utah State	3-1
11/8	W	NEVADA	3-1
11/13	W	at Louisiana Tech	3-2
11/15	L	at New Mexico State	3-0
11/20-21 WAC Tournament, Honolulu, Hawaii			
11/20	W	Utah State	3-2
11/21	L	New Mexico State	3-0
11/25	L	at San Francisco	3-0

2009 (1-27, 1-15)

8/28-29 The Invitational at Seattle			
8/28	L	Washington	3-0
8/29	L	San Diego State	3-1
8/29	L	Seattle	3-1
9/4-5 31st Annual Bank of Stockton Classic			
9/4	L	Pacific	3-0
9/5	L	Stanford	3-0
9/9	L	at Saint Mary's	3-0
9/11-12 Molten/Hilton Garden Inn Classic			
9/11	L	Eastern Washington	3-1
9/12	L	California	3-1
9/18-19 USD Invitational			
9/18	L	UC Irvine	3-0
9/19	L	San Diego	3-0
9/24	L	IDAHO	3-1
9/26	L	BOISE STATE	3-2
10/1	L	at Utah State	3-0
10/9	L	at Hawaii	3-0
10/13	L	SACRAMENTO STATE	3-2
10/15	L	NEW MEXICO STATE	3-1
10/17	W	LOUISIANA TECH	3-2
10/22	L	at Louisiana Tech	3-1

Year-By-Year Scores

10/24 L at New Mexico State.....3-1
 10/29 L at Nevada.....3-0
 10/31 L at Fresno State.....3-1
 11/2 L HAWAII.....3-0
 11/5 L UTAH STATE.....3-1
 11/7 L NEVADA.....3-0
 11/12 L at Idaho.....3-0
 11/14 L at Boise State.....3-1
 11/19 L FRESNO STATE.....3-0
 11/21 L at CSU Bakersfield.....3-0

2010 (8-22, 3-13)

8/27-28 North Dakota Classic
 8/27 L North Dakota.....3-0
 8/28 L Gonzaga.....3-0
 8/28 L Drake.....3-0
 9/1-3 SJSU/SMC TOURNAMENT
 9/1 L SAINT MARY'S.....3-1
 9/2 L #14 UCLA.....3-0
 9/3 W UC RIVERSIDE.....3-0
 9/7 L at Sacramento State.....3-0
 9/10-11 SJSU TOURNAMENT
 9/10 W PORTLAND STATE.....3-2
 9/11 W SEATTLE.....3-2
 9/11 W CSU BAKERSFIELD.....3-0
 9/17-18 UNLV Classic
 9/17 L Xavier.....3-0
 9/18 W UNLV.....3-1

9/18 L Cal State Northridge.....3-1
 9/23 L BOISE STATE.....3-2
 9/25 W IDAHO.....3-2
 9/30 L at Nevada.....3-0
 10/2 W at Utah State.....3-1
 10/4 L at Idaho.....3-0
 10/7 L NEW MEXICO STATE.....3-0
 10/9 W LOUISIANA TECH.....3-0
 10/15 L at #4 Hawaii.....3-0
 10/19 L PACIFIC.....3-0
 10/23 L FRESNO STATE.....3-1
 10/28 L UTAH STATE.....3-0
 10/30 L NEVADA.....3-2
 11/4 L at Louisiana Tech.....3-1
 11/6 L at New Mexico State.....3-1
 11/13 L #3 HAWAII.....3-0
 11/15 L at Boise State.....3-1
 11/18 L at Fresno State.....3-0

2011 (12-17, 6-8)

8/26-27 ASU/Sheraton Classic
 8/26 L Wisconsin-Milwaukee.....3-1
 8/27 L Denver.....3-1
 8/27 W Arizona State.....3-1
 9/2-3 Fiesta Bowl Tournament
 9/2 L Northern Arizona.....3-0
 9/3 L New Mexico.....3-1
 9/3 W Hampton.....3-0

9/9-10 San Jose State/
 Santa Clara Invitational
 9/9 L NORTH DAKOTA.....3-0
 9/10 L UC SANTA BARBARA.....3-1
 9/15-17 Hilton Stockton Invitational
 9/15 W Pacific.....3-1
 9/16 W CSU Bakersfield.....3-0
 9/17 L Loyola Marymount.....3-1
 9/17 W UC Riverside.....3-1
 9/22 L at Utah State.....3-0
 9/24 L at Idaho.....3-0
 9/29 L FRESNO STATE.....3-2
 10/1 W NEVADA.....3-0
 10/4 L SACRAMENTO STATE.....3-1
 10/8 L at #9 Hawaii.....3-0
 10/13 W at Louisiana Tech.....3-0
 10/15 L at New Mexico State.....3-0
 10/19 W UTAH STATE.....3-1
 10/21 W IDAHO.....3-2
 10/25 L #7 HAWAII.....3-0
 10/27 W at Nevada.....3-0
 10/29 L at Fresno State.....3-1
 11/10 L NEW MEXICO STATE.....3-0
 11/12 W LOUISIANA TECH.....3-1
 11/15 W TEXAS TECH.....3-2
 11/21 WAC Tournament, Las Vegas, Nev.
 11/21 L New Mexico State.....3-0



SPARTAN VOLLEYBALL


VOLLEYBALL
NCAA
FIRST ROUND
1989


VOLLEYBALL
NCAA
FIRST ROUND
1990

SPARTANS		GUEST	
<input type="text"/>		<input type="text"/>	
GAMES WON			
1	2	3	4
:	:	:	:



Spartan Gym



Spartan Gym is the home of the San Jose State women's volleyball and women's gymnastics teams. Seating capacity of the gym varies from 1,000-1,500 people depending on the gym setup. The gym is located on the corner of Fourth and Paseo de San Carlos Streets. Also housed in the Spartan Gym complex are two training rooms, locker rooms and an uneven bar training room for gymnastics.



Spartan Gym



VOLLEYBALL
NCAA
AL FOUR
1984

VOLLEYBALL
NCAA
SECOND ROUND
1985

VOLLEYBALL
NCAA
SECOND ROUND
1986

VOLLEYBALL
NCAA
SECOND ROUND
1987

VOLLEYBALL
NCAA
FIRST ROUND
1988

VOLLEYBALL
NCAA
FIRST ROUND
1989



SPARTAN VOLLEYBALL

SPARTANS		GUEST	
[Empty Box]			
GAMES WON			
1	2	3	4
:	:	:	:

VOLLEYBALL
NCAA
FIRST ROUND
1990

VOLLEYBALL
NCAA
FIRST ROUND
1998

VOLLEYBALL
NCAA
FIRST ROUND
2000

VOLLEYBALL
NCAA
SECOND ROUND
2001

