

SAN JOSÉ STATE UNIVERSITY 2014 VOLLEYBALL

**JOLENE
SHEPARDSON**
FIRST-YEAR HEAD COACH

**KIELY
PIEPER**
SENIOR • LIBERO



San José State University



Annually ranked among the top-ten masters-level public universities in the West by *U.S. News & World Report's* survey of "America's Best Colleges".



2 • 2014 San José State University Volleyball



**President
Mohammed Qayoumi**


More than 130 bachelor's
and master's degree programs.



**Athletics Director
Gene Bleymaier**



San Jose State is the number one
supplier of education, engineering,
computer science, and business
graduates to Silicon Valley, the
world's high-tech capital.



Mountain West Conference

ACADEMIC CONSORTIUM

From the outset, Mountain West member institutions have been committed to creating strong academic relationships, as well as athletic competition. To that end, the chief academic officers of each institution have explored academic exchange programs, library crossovers and shared research. In addition, the faculty athletics representatives routinely provide academic assistance and test-taking services for student-athletes visiting from fellow member institutions for competition.



OPPORTUNITY

The Mountain West provides a first-class athletic and academic experience for more than 5,100 student-athletes each year. Over the past 14 years, 41 Mountain West student-athletes have earned NCAA Postgraduate Scholarships, and since the league's inception in 1999, an additional 28 student-athletes have been named MW Scholar-Athlete of the Year and awarded league-sponsored postgraduate scholarships.

4 • 2014 San José State University Volleyball

SPORTSMANSHIP

Named a Sports Ethics Fellow by the Institute for International Sport in 1998, Commissioner Thompson has been a driving force for sportsmanship within intercollegiate athletics. As part of its continuing growth and development, the Mountain West implemented an extensive Sportsmanship Initiative, endorsed by both the MW Joint Council and MW Board of Directors. The program is made up of several elements, which are both practical and philosophical in nature. While the MW has significant penalties in place to deal with violations, the Sportsmanship Initiative is primarily promotional and educational in nature. The goal is to develop an environment that fosters appropriate behavior from all Conference constituencies.



ACHIEVEMENT

The MW has produced 793 All-America selections among its 18 sponsored sports (men's swimming was discontinued as a Conference sport following the 2010-11 season) in the last 14 years, including a league-record 83 All-America honorees in 2010-11. A total of 131 MW student-athletes have also earned Academic All-America accolades in that span. The Mountain West has sent at least 25 teams to NCAA postseason events in each of the past 14 years, capturing three team national championships in women's cross country and producing 33 individual national champions in the sports of men's golf, men's cross country, and men's and women's indoor track & field and outdoor track & field.

Mountain West members have participated in 56 bowl games under the league umbrella, including four appearances in BCS games. The MW has earned 68 postseason bids in men's basketball, including 38 NCAA Tournament appearances and two NIT Final Four berths. MW women's basketball has tallied 60 postseason slots, including 32 NCAA bids, five Sweet 16 appearances and one Elite Eight berth since 2000. Wyoming won the MW's first WNIT championship in 2007 with a win over Wisconsin. In women's volleyball, the MW has had 36 NCAA bids with eight Sweet 16 berths and one Elite Eight appearance. Women's soccer has earned 27 NCAA bids since 1999, with two Sweet 16 berths and one Elite Eight appearance. MW men's golf has had at least four representatives in 13 of the last 14 NCAA Golf Regionals, while women's golf has had at least three teams participate in NCAA Regionals 11 of the last 14 years.

Table of Contents

San José State University	2-3
Mountain West Conference	4-5
2014 Schedule	7
2014 San José State Roster	8
San José State Radio/TV Roster	9
San José State Volleyball Coaches	10-15
San José State Volleyball Player Biographies.....	16-29
2013 Volleyball Seniors	30-31
2013 Spartan Roster, Statistics & Results	32-35
Spartan Record Book	36-109

Credits: The 2014 San José State Volleyball Book is a product of the San José State University Athletic Media Relations Office. Writing, layout and editing by Amy Villa. Cover design by Eric Peng. Portraits: Terrell Lloyd. Photos: Terrell Lloyd, Ron Fried, Wes Okubo, Damon Tarver, Kenneth Lam, Kurt Kopp, Ken Ruinard, Ken Wong. All names, nicknames, logos and other indicia referring to San José State University are trademarked and protected by the university. Any unauthorized use is prohibited.

San José State University does not discriminate on the basis of race, color, religion, national origin, sex, sexual orientation, marital status, pregnancy, age disability, disabled veterans or Vietnam status. This policy applies to all SJSU students, faculty and staff programs and activities. Questions regarding this policy should be directed to the Director of the Office of Equal Employment Opportunity/Affirmative Action, SJSU, San Jose, CA 95192, (408) 924-1115.

2014 Schedule

Fri.	Aug. 29	Elon Phoenix Classic vs. Liberty	Elon, N.C.	4:30 p.m.
Sat.	Aug. 30	Elon Phoenix Classic vs. Elon vs. Maryland	Elon, N.C.	12:30 p.m. 4:30 p.m.
THURS.	SEPT. 4	SAINT MARY'S	San Jose, Calif.	6:00 p.m.
Sat.	Sept. 6	Aggie Invitational vs. Portland vs. UC Davis	Davis, Calif. Davis, Calif.	1:00 p.m. 8:00 p.m.
Fri.	Sept. 12	Cal Poly Tournament vs. Sacramento State	San Luis Obispo, Calif.	5:00 p.m.
Sat.	Sept. 13	Cal Poly Tournament vs. Cal Poly vs. Bakersfield	San Luis Obispo, Calif.	12:00 p.m. 5:00 p.m.
Fri.	Sept. 19	Chicago State Tournament vs. South Dakota State vs. Chicago State	Chicago, Ill.	12:00 p.m. 5:00 p.m.
Sat.	Sept. 20	Chicago State Tournament vs. Grand Canyon vs. UMass Lowell	Chicago, Ill.	10:00 a.m. 5:00 p.m.
THURS.	SEPT. 25	*NEW MEXICO	San Jose, Calif.	6:00 p.m.
SAT.	SEPT. 27	*AIR FORCE	San Jose, Calif.	1:00 p.m.
Sat.	Oct. 4	*Fresno State	Fresno, Calif.	4:00 p.m.
Thurs.	Oct. 9	*Utah State	Logan, Utah	7:00 p.m.
Sat.	Oct. 11	*Boise State	Boise, Idaho	2:00 p.m.
THURS.	OCT. 16	*UNLV	San Jose, Calif.	6:00 p.m.
SAT.	OCT. 18	*SAN DIEGO STATE	San Jose, Calif.	6:00 p.m.
Thurs.	Oct. 23	*Air Force	Colorado Springs, Colo.	6:00 p.m.
Sat.	Oct. 25	*New Mexico	Albuquerque, N.M.	6:00 p.m.
TUES.	OCT. 28	*NEVADA	San Jose, Calif.	6:00 p.m.
THURS.	OCT. 30	*FRESNO STATE	San Jose, Calif.	6:00 p.m.
THURS.	NOV. 6	*BOISE STATE	San Jose, Calif.	6:00 p.m.
SAT.	NOV. 8	*UTAH STATE	San Jose, Calif.	6:00 p.m.
Thurs.	Nov. 13	*San Diego State	San Diego, Calif.	6:00 p.m.
Sat.	Nov. 15	*UNLV	Las Vegas, Nev.	6:00 p.m.
Wed.	Nov. 19	*Colorado State	Fort Collins, Colo.	7:00 p.m.
SAT.	NOV. 22	*WYOMING	San Jose, Calif.	6:00 p.m.
Tues.	Nov. 25	*Nevada	Reno, Nev.	6:30 p.m.

* – Mountain West match

Time local to site listed for all matches.

2014 Spartan Volleyball Roster

NO	NAME	POS	HT	YR	HOMETOWN/LAST SCHOOL
1	Sara Hibbs	MB	6-2	FR	Orangevale, Calif./Bella Vista HS/NCVC
2	Hana Tresnáková	OH	5-10	FR	Prague, Czech Republic
4	Mayte Sanchez-Solé Miranda	MB	6-3	SO	Cartagena, Spain/Montreat College
5	Tyanna Roy	OH	6-0	JR	Hayward, Calif./Blinn College/Golden Bear VBC
6	Kiely Pieper	L	5-10	SR	Los Gatos, Calif./Los Gatos HS/Vision
7	McKenzie Palassou	L	5-6	SO	Salinas, Calif./Monterey Peninsula College
8	Jessica Oneto	OH	6-0	FR	Stockton, Calif./Lincoln HS/Rage VBC
9	Breann Robinson	S	5-11	FR	Jamestown, Calif./Summerville HS/Rage VBC
10	Summer Avery	OH	5-11	FR	Tucson, Ariz./Tucson HS/Zona VB Club
11	Jamie Hirai	L	5-7	FR	Honolulu, Hawaii/Mid-Pacific Institute/Rainbow
12	Kalie Matthews	MB	6-0	JR	Glendale, Ariz./Weber State
13	Nandyala Gama	MB	6-0	FR	Rio de Janeiro, Brazil/Colégio Batista Shepard
14	Allison Meehan	S	5-9	JR	Post Falls, Idaho/North Idaho College
17	Yavianliz Rosado	L	5-6	FR	Morovis, Puerto Rico

HEAD COACH: Jolene Shepardson (South Florida, 2002; 1st season)

ASSOCIATE HEAD COACH: Aaron Shepardson (Baylor, 1998; 1st season)

Alphabetical Roster

10	Summer Avery	OH
13	Nandyala Gama	MB
1	Sara Hibbs	MB
11	Jamie Hirai	L
12	Kalie Matthews	MB
14	Allison Meehan	S
8	Jessica Oneto	OH
7	McKenzie Palassou	L
6	Kiely Pieper	L
9	Breann Robinson	S
17	Yavianliz Rosado	L
5	Tyanna Roy	OH
4	Mayte Sanchez-Solé Miranda	MB
2	Hana Tresnáková	OH

Pronunciation Guide

Nandyala Gama – non-GEE-all-ah GAH-mah
 Jamie Hirai – HEE-rye
 Kalie Matthews – KAY-lee
 Jessica Oneto – OH-net-oh
 McKenzie Palassou – PAL-uh-soo
 Kiely Pieper – KI-lee PEE-per
 Yavianliz Rosado – JAW-vee-on-lis
 Tyanna Roy – TEE-on-uh
 Mayte Sanchez-Solé Miranda - My-tay
 Hana Tresnáková – HAH-nah TRES-nah-koh-vuh

2014 San José State University Women's Volleyball Facts

Location:	San José, CA 95192
Founded:	1857
Enrollment:	31,278
President:	Mohammad Qayoumi
Athletics Director:	Gene Bleymaier
Associate AD/SWA:	Liz Jarnigan
Faculty Athletics Representative:	Bill Campsey
Nickname:	Spartans
School Colors:	Gold, White & Blue
Conference:	Western Athletic
Affiliation:	NCAA Division I
Home Court (Capacity):	Spartan Gym (1,000)
Courtside Phone:	(408) 924-3357
Head Coach:	Jolene Shepardson (South Florida, 2002)
San Jose State Record:	First Year
Career Record:	43-47/3 years
Associate Head Coach:	Aaron Shepardson (Baylor, 1998)
Volleyball Office Phone:	(408) 924-1242
2013 Record:	8-23
2013 Conference Record/Finish:	5-15/T9th
Starters Returning/Lost:	1 + libero/5
Letterwinners Returning/Lost:	2/8
Associate SID/Volleyball Contact:	Amy Villa
SID Office Phone:	(408) 924-1216
SID Cell Phone:	(408) 421-8604
SID FAX:	(408) 924-1291
email:	amy.villa@sjsu.edu
SJSU Athletics Web Site:	www.sjsuspartans.com

Radio/TV Roster



1

Sara Hibbs

MB • 6-2 • FR
Orangevale, Calif.



2

Hana Tresnáková


OH • 5-10 • FR
Prague, Czech Republic



4

**Mayte Sanchez-Solé
Miranda**

MB • 6-3 • SO
Cartagena, Spain



5

Tyanna Roy

OH • 6-0 • JR
Hayward, Calif.



6

Kiely Pieper

L • 5-10 • SO
Los Gatos, Calif.



7

McKenzie Palassou

L • 5-6 • SO
Salinas, Calif.



8

Jessica Oneto

OH • 6-0 • FR
Stockton, Calif.



9

Breann Robinson

S • 5-11 • FR
Jamestown, Calif.



10

Summer Avery

OH • 5-11 • FR
Tucson, Ariz.



11

Jamie Hirai

L • 5-7 • FR
Honolulu, Hawaii



12

Kalie Matthews

MB • 6-0 • JR
Glendale, Ariz.



13

Nandyala Gama

MB • 6-0 • FR
Rio de Janeiro, Brazil



14

Allison Meehan

S • 5-9 • JR
Post Falls, Idaho



17

Yavianliz Rosado

L • 5-6 • FR
Morovis, Puerto Rico



Jolene Shepardson

Head Coach

2014 San José State Volleyball



State University

Ball Team



Spartan Coaching Staff



Jolene Shepardson Head Coach

Jolene Shepardson, who turned around the CSU Bakersfield program in three years, begins her first season at the helm San José State University women's volleyball program.

Shepardson took over the program at Bakersfield in 2011 season and coached a 0-31 team in 2010 to an 8-18 record in her first year. The improved number of 10.5, determined by adding the difference in victories between the two seasons to the difference in losses and dividing by two, was the sixth-best improvement in the NCAA. The 2012 team continued the upward progression, finishing with a 14-17 record in the team's final season as an NCAA Division I Independent.

Her 2013 team ended the season with a 21-12 overall record and 12-4 mark in the Western Athletic Conference, setting a school record for the most wins in a season. The team finished second in the WAC regular-season standings and advanced to the championship match of the WAC Tournament. Three Roadrunners earned first or second team All-WAC honors for their play, and four players received Academic All-WAC honors.

"I am honored to accept this position and grateful to President Qayoumi, Athletics Director Gene Bleymaier, Senior Woman's Administrator Liz Jarnigan and the entire search committee for trusting us with the San Jose State volleyball program," said Shepardson. "My aim is

that San José State Volleyball will be known for its passion for the game and commitment to the team. With everything San José State has to offer, I believe that the program will compete at the top of the Mountain West."

Shepardson spent the 2010 season as an assistant coach at Virginia Tech. The Hokies played in their first NCAA Tournament match in school history that season and advanced to the second round to play eventual national champion Penn State. Two Virginia Tech players earned All-America honors (Felicia Willoughby and Cara Baarendse).

Prior to her time at Tech, Shepardson was an assistant coach at recruiting coordinator at American University in 2009, coached with Front Range Volleyball Club in Colorado from 2006-08 and was a volunteer assistant coach at Winthrop (2005) and at Regis University (2004-05).

"We are very thrilled that Jolene will be our next women's volleyball head coach," said Bleymaier. "She brings a wealth of volleyball




Spartan Coaching Staff

experience to our program, and her proven track record as a head coach is impressive. We welcome Jolene and her family to San José State."

As a collegiate player at the University of South Florida, the former Jolene Patton helped the Bulls win two Conference USA Regular-Season Co-Championships (2000 and 2002) and make two NCAA Tournament appearances those seasons. The 2002 team advanced to the second round of the tournament, sweeping Florida State in the first round before losing to host Florida 3-1.

Shepardson graduated from the University of South Florida in 2002 with a degree in psychology. She is a National Academy of Sports Medicine certified Personal Trainer.

She and her husband, Aaron, have a daughter Mirabelle (2), and a son McCoy who was born on December 26, 2013.



Shepardson's Coaching Record

Year	Overall	Conference	School
2011	8-18	--	Bakersfield
2012	14-17	--	Bakersfield
2013	21-12	12-4	Bakersfield 2nd Place WAC Regular Season Runners-Up WAC Tournament
2014		1st year	San José State
3 years	43-47	12-4	

The Shepardson Family (l to r):
McCoy, Jolene, Aaron & Mirabelle

Spartan Coaching Staff



Aaron Shepardson begins his first season the associate head coach for the San José State women's indoor volleyball team in addition to serving as the Spartan sand volleyball head coach.

He came to San José State after three seasons with similar responsibilities at CSU Bakersfield. In indoor volleyball, the Roadrunners went from a winless program prior to his arrival to setting a school record for single-season victories with 21 in 2013. CSU Bakersfield reached the 2013 Western Athletic Conference championship match.

In sand volleyball, the Roadrunners played their first season of sand volleyball in 2013, finishing with a 5-7 win-loss record. CSU Bakersfield played half of its 12-match schedule against top-five ranked teams nationally.

His other major college indoor volleyball experiences include serving as an assistant coach at Virginia Tech (2010), American University (2008 and 2009), Winthrop University (2005) and the University of Denver (2002). Winthrop won the 2005 Big South Conference championship. Shepardson also was a volunteer assistant the University of Florida in 2004. He began his coaching career as a student assistant at Baylor University in 1996 and held that position for two years.

Shepardson was the head coach of the Front Range Volleyball Club - Mountain Division from 2006 to 2008. He also was the

assistant coach for Front Range's 18-Open National Championship team in 2002.

A native of Littleton, Colo., Shepardson graduated from Baylor in 1998 with a degree in psychology. He played on Baylor's men's volleyball club as an outside hitter and setter and was a member of the USA Men's National Volleyball team in 2000 and 2001. In 2003, Shepardson played professionally in Indonesia and Belgium.

He and his wife, Jolene, have two children - a daughter, Mirabelle, and a son, McCoy.




Spartan Coaching Staff



2014 Spartan Coaching Staff (l to r):
*Aaron Shepardson, Associate Head Coach; Jolene Shepardson, Head Coach;
Sabrina Webb, Team Manager; Michael Obeso, Video Coordinator*



Sabrina Webb
Team Manager



Michael Obeso
Video Coordinator

Meet the



Spartans



Spartan Biographies

#6

Kiely Pieper DS, 5-10, Senior Los Gatos, Calif./ Los Gatos HS



Fourth season at San José State...played on the inaugural sand volleyball team this past spring.

2013: Played in 96 sets...averaged 2.90 digs per set...split time between libero and defensive specialist... season-best 27 digs at William & Mary...10+ digs in 13 matches...21 digs at home to Eastern Washington...18 digs against Boise State...17 digs at San Diego State and 15 digs against Cal Poly...set an Event Center record with seven service aces against Boise State...three service aces against William & Mary.

2012: Started all 30 matches at libero...led the team with 408 digs and averaged 3.81 digs per set...408 digs is the ninth-best total in a season in school history...career-best 25 digs at UT Arlington...added 23 digs against Southern Utah and at Texas State and 22 versus UT Arlington...double-digit digs in 19 matches...19 digs against Northwestern State...18 digs at Idaho and against Louisiana Tech, 17 digs in a win over Utah State, 16 digs against Buffalo and at New Mexico State and 15 at UTSA and against Idaho...one kill against Buffalo...four aces against Seattle U...two aces in five matches...three assists versus Southern Utah.

2011: Played in 21 matches and 66 sets...starting libero...averaged 2.12 digs and 0.32 service aces per set... saw her first collegiate action against Hampton...16 digs against Idaho, 15 against Utah State, 14 at Fresno State and 13 digs against Nevada...three assists against Fresno State... four service aces in the win over Idaho...two aces in five other matches.

HIGH SCHOOL: Played four years at Los Gatos High School for head coaches Daniel Hoefler and Amy Grabil...second team All-Santa Clara Valley Athletic League – DeAnza Division...named the *San Jose Mercury News* Athlete of the Week in 2010 with her team's victory over Palo Alto with 11 digs and six service aces...MVP of the Los Gatos Tournament her senior year...played club for Vision and head coach Jeff Kim... played at Junior Nationals three times.

PERSONAL: Majoring in advertising with a minor in business...two-

Pieper's Career Highs

Kills	1	Four opponents
Attempts	2	Two opponents
Assists	3	Four opponents
Aces	7	Boise State, 9-26-13
Digs	27	William & Mary, 8-30-13
Block Solo	--	--
Block Assists	--	--
Total Blocks	--	--

time Academic All-WAC honor-ee...enjoys surfing, hanging out with friends and shopping...Kiely Fehr Pieper was born on April 17, 1993, in El Paso, Texas.

Pieper's Career Statistics

YEAR	MP	SP	K	E	TA	PCT.	AST	SA	DIG	BS	BA	TB
2011	21	66	1	0	4	.250	16	20	140	0	0	0
2012	30	107	1	1	7	.000	16	23	408	0	0	0
2013	23	86	2	0	4	.500	23	14	261	0	0	0
Totals	74	259	4	1	15	.200	55	57	809	0	0	0



Spartan Biographies

#5

Tyanna Roy OH • 6-0 • Junior Hayward, Calif./ Blinn College



Second season at San José State...member of the inaugural sand volleyball team this past spring.

2013: Played in 108 sets and started 18 matches...averaged 1.56 kills, 1.09 digs and 0.48 blocks per set...14 kills at UNLV, 13 at Wyoming, 11 kills against Central Connecticut and Wyoming and 10 at Sacramento State...hit .588 against Sacramento State (10-0-17)...13 digs against Boise State, 12 digs against UC Riverside and 10 digs at William & Mary...five block assists at UNLV and four block assists at William & Mary and versus Boise State and Fresno State... three block assists at Sacramento State, versus Winthrop and at Fresno State...only solo block against UC Riverside.

JUNIOR COLLEGE: Played in 2012 at Blinn College (Texas) for head coach Erin Mellinger...first team All-NJ-CAA Region XIV District L honoree...second-leading hitter on team with 173 kills...added 153 digs and 42 blocks...

HIGH SCHOOL: Three-year letterwinner at Acalanes High School (Lafayette, Calif.) for Steve Slegmann...two-time first team All-Diablo Foothill Athletic League honoree.

PERSONAL: Majoring in business marketing with a minor in communications...Academic All-Mountain West honoree...four-year Scholar Athlete in high school...has four siblings...enjoys Tahitian dancing...member of the Pride of the Pacific Islands group at San José State...Tyanna Leitunoa Roy was born on January 13, 1995, in Antioch, Calif.

Roy's Career Highs

Kills	14	UNLV, 10-3-13
Attempts	33	Wyoming, 10-24-13
Assists	2	UC Riverside, 9-14-13
Aces	4	Central Conn., 9-7-13
Digs	13	Boise State, 9-26-13
Block Solo	1	UC Riverside, 9-14-13
Block Assists	5	UNLV, 10-3-13
Total Blocks	5	UNLV, 10-3-13

Roy's Career Statistics

YEAR	MP	SP	K	E	TA	PCT.	AST	SA	DIG	BS	BA	TB
2013	27	97	151	77	428	.173	5	13	115	1	49	50



CHICAGO
37

State Farm

SPAR

Spartan Biographies



#10

Summer Avery

**OH • 5-11 • Freshman
Tucson, Ariz./Tucson HS**

First year at San Jose State.

HIGH SCHOOL: Played four years at Tucson High School for head coach Wendy Parra...2013 Tucson Citizen Southern Arizona Player of the Year...first team all-division honoree in Division II...first team All-Arizona Daily selection as a senior...recorded 426 kills, 4.1 per set, and 219 digs her senior year...2013 team won the Division II Section II championship and advanced to the state semifinals...finished the 2013 season with a 39-4 record...also played soccer for two years and did high jump one year...played club for Zona VB Club 18-1 team...team placed fifth at 2013 Nationals – National Division.

PERSONAL: Majoring in kinesiology...would like to be physical therapist or physician assistant after graduation...mother Nancy played volleyball at Utah State and is a retired fire captain...brother Tanner plays rugby at the University of Texas...likes hiking and going to the beach...Summer Avery was born on November 8, 1995, in Tucson, Ariz.



#13

Nandyala Gama

**MB • 6-0 • Freshman
Rio de Janeiro, Brazil/
Colégio Batista Shepard**

First season at San Jose State.

HIGH SCHOOL: Attended Colégio Batista Shepard in Rio...played for Minas Tenis Clube.

PERSONAL: Major has an emphasis in digital media...wants to play professionally after graduation... Nandyala Santos Gama was born on October 1, 1993, in Rio de Janeiro, Brazil.

Spartan Biographies



#1

Sara Hibbs

**MB • 6-2 • Freshman
Orangevale, Calif./
Bella Vista HS**

First season at San José State.

HIGH SCHOOL: Three-year starter at Bella Vista High School for head coach Zara Bundembender... three-time All-Capital Valley Conference honoree... senior team finished second in the conference... junior year team reached semifinals of CIF Sac-Joquin Sectional... recorded 564 kills and 222 blocks during her career... played club for Northern California Volleyball Club for coach Jeff Deter... the 18-Moxie team finished 19th in the Open Division at the 2014 USA Junior National Championships... her 17-Black team finished 22nd in the Open Division of the 2013 USA Junior Nationals... 16-1 team finished fifth in the American Division at the 2012 USA Junior Nationals.

PERSONAL: Undecided on her major... enjoys playing ping pong and hiking... mother Kristi played water polo... Sara Jeanne Hibbs was born on March 26, 1996, in Carmichael, Calif.



#11

Jamie Hirai

**L • 5-7 • Freshman
Honolulu, Hawaii/
Mid-Pacific Institute**

First season at San Jose State.

HIGH SCHOOL: Played four years at Mid-Pacific Institute and head coach Luis Ramirez... outside hitter in high school... senior year, received first team All-Interscholastic League of Hawaii honors... selected to play for the South team at the 2013 6th Annual O16 Senior Invitational... played club for Rainbow Volleyball Club.

PERSONAL: Majoring in business with a concentration in accounting... cousin Rebekah-Taylor Kai plays volleyball at Western Oregon... Jamie Mari Hirai was born on February 14, 1996, in Honolulu, Hawaii.

Spartan Biographies



#12

Kalie Matthews

MB • 6-0 • Junior

Glendale, Ariz./

Weber State

First year at San Jose State.

WEBER STATE: Two-year letterwinner in basketball...averaged 5.8 points as a sophomore and 7.7 points as a freshman...started 31 of her 54 games played...scored in double figures 12 times...led the team her freshman year in rebounding and fourth in the Big Sky at 8.0 per game...grabbed double-digit rebounds 16 times.

HIGH SCHOOL: Three-year starter at Sandra Day O'Connor High School for head coach Bill Bells... three-time all-region selection...school's Female Athlete of the Year in 2012...played basketball where she was a three-time first team all-state selection...holds the school record for career points and rebounds...also lettered in track.

PERSONAL: Majoring in communications...would like to do sports broadcasting...minoring in education...Kalie Christine Matthews was born on January 3, 1994, in Phoenix, Ariz.



#14

Allison Meehan

S • 5-9 • Junior

Post Falls, Calif./

North Idaho College

First season at San Jose State.

NORTH IDAHO COLLEGE: Played two seasons for coaches Kandice Gregorak and Miles Kydd...averaged 9.17 assists and 0.29 blocks per set in 2013... team finished eighth at the 2012 NJCAA Nationals... earned NJCAA academic honors in 2012 and 2013... named to the NIC Cardinal Honor Roll.

HIGH SCHOOL: Three-year letterwinner in volleyball and four-times in track & field at Post Falls High School...played for volleyball coach Willow Hanna... helped team to second-place finish at 2011 Idaho State Tournament...second team all-state and first team All-North Idaho and All-Inland Empire League honoree...played basketball and participated in track and field...set the school record in the triple jump and placed fifth at the state meet her junior year...played club for Post Falls Volleyball Club.

PERSONAL: Majoring in business administration with a minor in marketing...father, Jim, is a sports

Spartan Biographies

writer for the Spokesman Review...mother, Jodene, played volleyball at Montana, while both of her sisters (Danielle and Brenna) have played or will be playing volleyball at North Idaho College...enjoys hiking and swimming...Allison Shae Meehan was born on March 5, 1994, in Coeur d'Alene, Idaho.



#8

Jessica Oneto
OH • 6-0 • Freshman
Stockton, Calif./
Lincoln HS

First season at San Jose State.

HIGH SCHOOL: Played at Lincoln High School for head coaches Gabe Leal and Garren Ayala...2013 San Joaquin Athletic Association Most Valuable Player...averaged 16 kills and 9.5 digs per match in league play...senior team finished 22-10 overall, 10-0 in the SJAA and reached the second round of the Sac-Joaquin Section Division I playoffs...played club at Rage Volleyball Club with Breann Robinson.

PERSONAL: Majoring in kinesiology...likes being active with outdoor activities...Jessica Marie Oneto was born on March 21, 1996, in Stockton, Calif.



#7

McKenzie Palassou
L • 5-6 • Sophomore
Salinas, Calif./Monterey
Peninsula College

First season as a member of the team...played on the inaugural sand volleyball team this past spring.

MONTEREY PENINSULA COLLEGE: Did not play.

HIGH SCHOOL: Three-year letterwinner for the 2012 graduate of Salinas High School...recorded 344 digs her senior year and 340 her junior year...All-Tri-County Athletic League selection...competed in track and field as sprinter and long jumper.

PERSONAL: Majoring in kinesiology...second-generation San José State student-athlete...mother, Jodi Breeding, played on the 1979-82 volleyball teams and was a second team all-conference selection in 1980 & 1982...father, Roy Palassou, set or tied every San José State men's gymnastics individual event record, was a member of the USA Men's Gymnastics team and is enshrined in the San José State University Sports Hall of Fame...Jena McKenzie Palassou was born on July 17, 1994, in Monterey, Calif.

Spartan Biographies



#9

Breann Robinson
S • 5-11 • Freshman
Jamestown, Calif./
Summerville HS

First season at San Jose State.

HIGH SCHOOL: Played four seasons at Summerville High School for head coach Dwyer...Mother Lode League's 2013 Most Outstanding Player of the Year...played in every set for the Bears her senior year...recorded 269 assists...third on the team in kills with 78...team-best 44 aces...played club for Rage Volleyball Club with fellow Spartan Jessica Oneto.

PERSONAL: A communications major...likes being outdoors...Breann Christine Robinson was born on December 15, 1995, in Merced, Calif.



#17

Yavianliz Rosado
L • 5-6 • Fresman
Morovis, Puerto Rico/
Colegio Carmen Sol

First season at San José State.

INTERNATIONAL EXPERIENCE: Played for the Puerto Rico U18 team...named Best Libero at 2012 Plaza Veja Cup (Peru)...overall champion in Puerto Rico Beach Volleyball 16U.

PERSONAL: Majoring in political science...nickname is "Dindi"...likes going to the beach...Yavianliz Rosado was born on January 27, 1997, in Manati, Puerto Rico.

Spartan Biographies



#4

**Mayte Sanchez-Solé
Miranda**
MB • 6-3 • Sophomore
**Cartagena, Spain/
Montreat College**

First season at San José State.

MONTREAT COLLEGE: Played the 2013 season...recorded a season-best 11 kills against Mount Vernon Nazarene...eight blocks in a match against Milligan.

OTHER EXPERIENCE: Trained for two years with the National Junior team in Spain.

PERSONAL: Business management and administration major...likes scuba diving and going to the beach...Maria Teresa Sanchez-Solé Miranda was born on July 20, 1994, in La Coruña, Spain.



#2

Hana Tresnáková
OH • 5-10 • Freshman
**Prague, Czech Republic/
Gymnazium Pripotocni**

First year at San Jose State.

SAND: Won a bronze medal at the U22 2013 European Championships.

HIGH SCHOOL: Played volleyball and sand volleyball...won the Junior Czech League three times...named the best spiker of the tournament in 2010...played for PVK OLUMP Praha, one of the top clubs in the country.

PERSONAL: Majoring in psychology...Hana Tresnáková was born on April 13, 1995, in Kladno, Czech Republic.

Middle

SPARTAN VOLLEYBALL
SPARTANS GUEST
GAMES WON



Blockers

Outside



Hitters



Liberos



Setters

Sophomores



Juniors



Senior




Freshmen

2013 Seniors

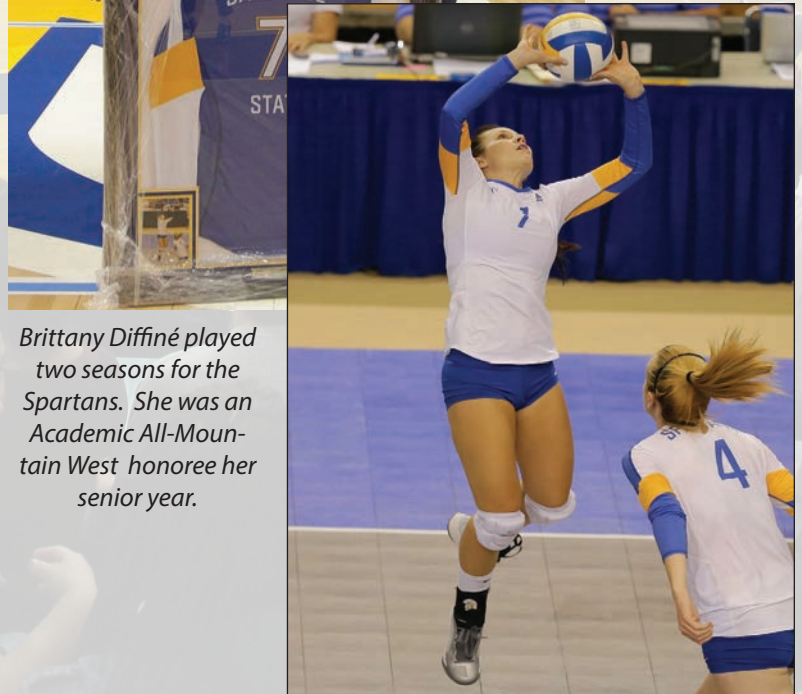


Hannah Blume was named a 2013 All-Mountain West honoree. She is one of just four San José State volleyball players to finish her career with 1,000+ kills and digs with 1,064 kills and 1,069 digs. Blume led the 2013 team in kills with 413, 3.59 per set, and digs at 362, 3.15 ps.

2013 Seniors



Sarah Griest was a four-year member of the Spartan squad. She was a three-time academic all-conference honoree.



Brittany Diffiné played two seasons for the Spartans. She was an Academic All-Mountain West honoree her senior year.

2013 Roster



2013 SAN JOSÉ STATE VOLLEYBALL ROSTER

NO	NAME	POS	HT	YR	HOMETOWN/LAST SCHOOL
1	Hanah Blume	LS	6-0	SR	Columbia, Calif./Sonora HS/Mother Lode
2	Michaela Leonard	S	5-9	SO	Auburn, Calif./Placer HS/NCVC
3	Sarah Griest	MB	6-0	SR	Foster City, Calif./San Mateo HS/City Beach
4	Mary Alice O'Reilly	MB	6-1	JR	San Bruno, Calif./Mercy HS/Vision
5	Tyanna Roy	LS/RS	6-0	SO	Hayward, Calif./Blinn College/Golden Bear VBC
6	Kiely Pieper	L	5-10	JR	Los Gatos, Calif./Los Gatos HS/Vision
7	Brittney Diffinè	S	5-7	SR	Riverside, Calif./Shorter University
9	Samantha O'Connell	LS	6-0	JR	Reno, Nev./Reno HS/Northern Nevada
10	Lauren Jacobsen	LS/RS	6-0	FR	Chandler, Ariz./Hamilton HS/AZ East Valley Jrs
11	Megan Powers	MB	6-0	FR	Glendale, Ariz./Ironwood HS/ Revolution VB Academy
12	Sydney LaFollette	RS	6-0	SO	San Dimas, Calif./South Hills HS/Pacific Jrs.
13	Lindsay Skadeland	RS	6-1	FR	Glendale, Ariz./Mountain Ridge HS/RVA
14	Sara Schell	LS	5-11	FR	Grass Valley, Calif./Bear River HS/NCVC
15	Cori O'Donoghue	DS	5-6	SO	Huntington Beach, Calif./Golden West College/Shockwave

HEAD COACH: Oscar Crespo (San José State, 1990; 7th season)

ASSISTANT COACH: Jeanine Haldi (San José State, 2003; 8th season)

ASSISTANT COACH: Megan Burton (Saint Mary's, 2012; 1st season)

VOLUNTEER ASSISTANT: Annie Feller (UC Riverside, 1987; 6th season)

2013 Final Statistics

##	Name	SP	MP-MS	K	K/Set	E	TA	Pct	A	A/Set	SA	SE	RE	DIG	Dig/S	BS	BA	TB	Blk/S	BE	BHE	PTS
1	BLUME, Hanah	115	31-30	413	3.59	140	1195	.228	12	0.10	9	18	20	362	3.15	4	37	41	0.36	12	5	444.5
	MW Only	73	20-19	254	3.48	89	735	.224	8	0.11	7	13	9	200	2.74	1	17	18	0.25	4	4	270.5
4	O'REILLY, M.A.	115	31-31	340	2.96	119	772	.286	11	0.10	0	1	3	36	0.31	16	95	111	0.97	16	0	403.5
	MW Only	73	20-20	220	3.01	77	496	.288	5	0.07	0	1	3	20	0.27	8	52	60	0.82	10	0	254.0
10	JACOBSEN, L.	111	30-22	263	2.37	162	874	.116	10	0.09	15	17	14	199	1.79	6	39	45	0.41	6	2	303.5
	MW Only	74	20-16	176	2.38	107	562	.123	7	0.09	7	9	13	150	2.03	4	30	34	0.46	4	2	202.0
3	GRIEST, Sarah	106	31-30	219	2.07	76	515	.278	6	0.06	29	43	1	45	0.42	7	80	87	0.82	13	4	295.0
	MW Only	66	20-19	132	2.00	44	310	.284	3	0.05	15	30	0	23	0.35	5	47	52	0.79	4	3	175.5
5	ROY, Tyanna	108	31-18	169	1.56	81	471	.187	5	0.05	13	18	14	118	1.09	1	51	52	0.48	7	1	208.5
	MW Only	70	20-11	107	1.53	51	298	.188	2	0.03	1	4	9	53	0.76	0	32	32	0.46	4	1	124.0
12	LaFOLLETTE, S.	43	20-5	37	0.86	29	140	.057	1	0.02	0	0	1	13	0.30	2	16	18	0.42	1	3	47.0
	MW Only	26	12-1	25	0.96	14	76	.145	1	0.04	0	0	1	6	0.23	1	9	10	0.38	1	2	30.5
2	LEONARD, M.	118	31-31	34	0.29	22	116	.103	1305	11.06	22	38	1	222	1.88	3	53	56	0.47	11	28	85.5
	MW Only	76	20-20	25	0.33	18	82	.085	846	11.13	10	22	0	144	1.89	2	31	33	0.43	6	18	52.5
11	POWERS, Megan	32	18-1	28	0.88	16	87	.138	2	0.06	3	2	1	13	0.41	3	25	28	0.88	0	0	46.5
	MW Only	29	15-1	24	0.83	13	74	.149	2	0.07	3	2	1	10	0.34	2	22	24	0.83	0	0	40.0
13	SKADELAND, L.	6	5-0	6	1.00	3	19	.158	0	0.00	0	0	0	1	0.17	0	3	3	0.50	0	0	7.5
	MW Only	3	3-0	2	0.67	0	3	.667	0	0.00	0	0	0	0	0.00	0	0	0	0.00	0	0	2.0
6	PIEPER, Kiely	96	26-9	2	0.02	0	4	.500	23	0.24	14	30	25	278	2.90	0	0	0	0.00	0	3	16.0
	MW Only	55	15-7	1	0.02	0	1	1.000	9	0.16	8	18	17	132	2.40	0	0	0	0.00	0	1	9.0
7	DIFFINE, Brittney	56	25-3	1	0.02	2	5	-.200	31	0.55	5	11	1	54	0.96	0	0	0	0.00	0	3	6.0
	MW Only	43	17-3	0	0.00	1	2	-.500	11	0.26	4	11	1	50	1.16	0	0	0	0.00	0	2	4.0
14	SCHELL, Sara	1	1-0	0	0.00	0	0	.000	0	0.00	0	0	0	1	1.00	0	0	0	0.00	0	0	0.0
9	O'CONNELL, S.	1	1-0	0	0.00	0	1	.000	0	0.00	0	0	0	0	0.00	0	0	0	0.00	0	0	0.0
15	O'DONOGHUE, C.	118	31-6	0	0.00	1	2	-.500	23	0.19	17	38	24	316	2.68	0	0	0	0.00	0	4	17.0
	MW Only	76	20-3	0	0.00	1	1	-1.000	22	0.29	16	31	17	204	2.68	0	0	0	0.00	0	1	16.0
	TEAM														22							
	MW Only														14							
	SAN JOSE STATE	118	31-31	1512	12.81	651	4201	.205	1429	12.11	127	216	127	1658	14.05	42	399	241.5	2.05	66	53	1880.5
	MW Only	76	20-20	966	12.71	415	2640	.209	916	12.05	71	141	85	992	13.05	23	240	143.0	1.88	33	34	1180.0
	Opponents	118	31-31	1605	13.60	529	4055	.265	1485	12.58	127	198	127	1789	15.16	66	376	254.0	2.15	58	20	1986.0
	MW Only	76	20-20	1041	13.70	327	2534	.282	972	12.79	85	115	71	1097	14.43	39	246	162.0	2.13	32	12	1288.0

2013 Results

Date	Opponent	Score	Match results	Overall	MW	Time	Att.
!Aug 30, 2013	at William & Mary	L, 1-3	17-25,25-16,25-27,23-25	0-1	0-0	2:04	186
!Aug 31, 2013	vs Northern Arizona	L, 0-3	20-25,19-25,14-25	0-2	0-0	1:05	47
!Aug 31, 2013	vs Campbell	L, 2-3	18-25,25-22,25-22,24-26,12-15	0-3	0-0	2:08	163
\$Sep 06, 2013	at Sacramento State	W, 3-0	25-19,29-27,25-17	1-3	0-0	1:25	304
\$Sep 07, 2013	vs Cal Poly	L, 1-3	25-16,15-25,23-25,21-25	1-4	0-0	1:42	102
\$Sep 07, 2013	vs Central Connecticut	L, 0-3	29-31,25-27,16-25	1-5	0-0	1:22	152
Sep 11, 2013	EASTERN WASHINGTON	W, 3-2	25-21,24-26,25-21,16-25,17-15	2-5	0-0	2:14	506
%Sep 13, 2013	vs Winthrop	L, 2-3	23-25,23-25,25-19,25-16,11-15	2-6	0-0	1:59	1054
%Sep 14, 2013	vs UC Riverside	W, 3-0	25-20,25-23,25-23	3-6	0-0	1:32	475
%Sep 14, 2013	at Pacific	L, 0-3	21-25,23-25,15-25	3-7	0-0	1:27	929
*Sep 26, 2013	BOISE STATE	L, 2-3	20-25,20-25,25-16,25-22,12-15	3-8	0-1	2:06	302
*Sep 28, 2013	UTAH STATE	L, 0-3	21-25,15-25,17-25	3-9	0-2	1:13	286
*Oct 03, 2013	at UNLV	L, 1-3	14-25,25-22,24-26,22-25	3-10	0-3	1:46	316
*Oct 05, 2013	at San Diego State	L, 0-3	19-25,24-26,15-25	3-11	0-4	1:29	433
*Oct 10, 2013	NEVADA	W, 3-2	18-25,26-28,25-17,25-20,15-7	4-11	1-4	2:07	308
*Oct 11, 2013	at Fresno State	L, 0-3	18-25,21-25,19-25	4-12	1-5	1:31	724
Oct 13, 2013	at Bakersfield	L, 1-3	25-19,22-25,14-25,21-25	4-13	1-5	1:55	225
*Oct 17, 2013	AIR FORCE	W, 3-1	14-25,25-21,25-18,25-23	5-13	2-5	1:42	345
*Oct 19, 2013	NEW MEXICO	L, 1-3	13-25,25-18,21-25,23-25	5-14	2-6	1:47	302
*Oct 24, 2013	at Wyoming Cowgirls	L, 1-3	19-25,22-25,25-23,13-25	5-15	2-7	1:45	595
*Oct 26, 2013	at #12 Colorado State	L, 0-3	12-25,18-25,11-25	5-16	2-8	1:07	2864
*Nov 01, 2013	FRESNO STATE	L, 2-3	25-22,25-23,18-25,13-25,12-15	5-17	2-9	2:07	359
*Nov 02, 2013	at Nevada	W, 3-0	25-18,25-20,28-26	6-17	3-9	1:31	296
*Nov 07, 2013	SAN DIEGO STATE	W, 3-2	23-25,26-28,25-16,25-23,15-7	7-17	4-9	2:16	311
*Nov 09, 2013	UNLV	W, 3-2	25-21,25-20,21-25,13-25,15-12	8-17	5-9	2:07	352
*Nov 14, 2013	at Utah State	L, 0-3	18-25,16-25,19-25	8-18	5-10	1:17	1122
*Nov 16, 2013	at Boise State	L, 0-3	23-25,14-25,14-25	8-19	5-11	1:20	462
*Nov 21, 2013	#10 COLORADO STATE	L, 0-3	25-27,14-25,15-25	8-20	5-12	1:13	333
*Nov 23, 2013	WYOMING COWGIRLS	L, 2-3	25-21,25-13,18-25,22-25,13-15	8-21	5-13	2:15	386
*Nov 27, 2013	at New Mexico	L, 0-3	10-25,14-25,17-25	8-22	5-14	1:10	1687
*Nov 29, 2013	at Air Force	L, 0-3	23-25,18-25,19-25	8-23	5-15	1:22	551

! - Tribe Invitational, Williamsburg, Va.

\$ - Sacramento State Invitational, Sacramento, Calif.

% - Bankers Classic, Stockton, Calif.

* - Mountain West

TEAM RECORD.....	W-L	ATTEND.....	Dates	Total	Average
Overall	8-23	Total	31	16477	532
Conference.....	5-15	Home.....	11	3790	345
Home	5-6	Away	14	10694	764
Away.....	2-12	Neutral	6	1993	332
Neutral.....	1-5				
3 sets	3-12				
4 sets	1-6				
5 sets	4-5				

2013 Mountain West Results

2013 MOUNTAIN WEST FINAL STANDINGS

Team	Conference			Overall		
	W	L	PCT	W	L	PCT
Colorado State	19	1	.950	28	2	.933
New Mexico	14	6	.700	24	7	.774
Utah State	13	7	.650	20	11	.645
Wyoming	11	9	.550	21	13	.618
San Diego State	11	9	.550	16	14	.533
UNLV	11	9	.550	16	14	.533
Fresno State	11	9	.550	17	15	.531
Boise State	8	12	.400	14	16	.467
San José State	5	15	.250	8	23	.258
Air Force	5	15	.250	8	24	.250
Nevada	2	18	.100	4	28	.125

2013 MOUNTAIN WEST ALL-CONFERENCE TEAM

Name	Institution	Class	Pos
Adrianna Culbert	Colorado State	So.	OPP
Samantha Peters	Colorado State	Sr.	MB
Kelsey Snider	Colorado State	Jr.	MB
Marissa Brand	Fresno State	Sr.	OH
Korrin Wild	Fresno State	Sr.	OH
Hannah Johnson	New Mexico	So.	S
Miquella Lovato [^]	New Mexico	Sr.	L
Chantale Riddle [^]	New Mexico	Jr.	RS
Julia Warren	New Mexico	Fr.	OH
Raegan Shelton ^{#^}	San Diego State	Sr.	OH
Hanah Blume	San José State	Sr.	OH
Sekola Falemaka	UNLV	Sr.	OH
Elle Brainard	Utah State	So.	OPP
Erin Kirby ^{#^}	Wyoming	Jr.	MB

Designated Setter:

Deedra Foss[^] Colorado State Jr. S

Designated Libero:

Becky Stewart[^] Wyoming Sr. L

Player of the Year:

Samantha Peters, Sr., MB, Colorado State

Freshman of the Year:

Julia Warren, Fr., OH, New Mexico

Newcomer of the Year:

Holly Franks, Sr.-TR, RS, Fresno State

Coach of the Year:

Tom Hilbert, Colorado State

= 2011 honoree

^ = 2012 honoree

2013-14 Academic All-Mountain West

Hanah Blume
 Brittney Diffinè
 Sarah Griest
 Laruen Jacobsen
 Michaela Leonard
 Mary Alice O'Reilly
 Megan Powers
 Tyanna Roy





Jessie Shull

**Four-time All-WAC Honoree
Spartan Career Leader in Digs**

**2,260 Digs
2003-06**

Record Book



Joslynn Gallop

1999 WAC Player of the Year

ASICS All-America honoree

Spartan Career Leader

in Kills and Blocks

1,966 kills & 456 blocks

1997-2000

Spartan Honors

NCAA Top Six

1987 Lisa Ice



Lisa Ice is the only Spartan athlete to receive the NCAA Top Six Award. She was a first team All-American in 1986 and a second team selection in 1985.

All-Americans

- 2000 Joslynn Gallop (Honorable Mention ASICS)
- 1999 Joslynn Gallop (Honorable Mention ASICS)
- 1986 Lisa Ice (First Team)
- 1985 Teri DeBusk (First Team)
Lisa Ice (Second Team)
- 1984 Linda Fournet (Honorable Mention)
- 1982 Lisa Ice (Honorable Mention, Volleyball Monthly)
- 1978 Sheila Silvaggio (First Team)

All-Region

- 2000 Joslynn Gallop, First Team
- 1994 Paola Paz-Soldan, Second Team
Tanya Hart, Second Team
Cristin Rossman, Second Team
- 1993 Crista Koch, First Team
Tanya Hart, Second Team
- 1990 Dawnis Wilson, First Team
Betsy Welsh, Second Team
Annie Shaughnessy, Second Team
- 1988 Kim Hicks, First Team
- 1986 Lisa Ice, First Team

All-Mountain West Honors

- 2013 Hanah Blume

All-Western Athletic Conference

First Team

- 2012 Mary Alice O'Reilly
- 2008 Kelly Crow
- 2007 Colleen Burke
- 2006 Jessie Shull
- 2005 Jennifer Senftleben
- 2004 Jessie Shull
- 2003 Kimberly Noble
- 2002 Stephanie Pascucci
- 2001 Brianna Blair
Liz Hudson
- 2000 Joslynn Gallop
- 1999 Joslynn Gallop
Michelle Sarkees

Second Team

- 2012 Michaela Leonard
- 2011 Alex Akana
Kylie Miraldi
- 2008 Brianna Amian
Colleen Burke
- 2007 Keri Anglin
Niki Clement
Jennifer Senftleben
- 2006 Colleen Burke
Niki Clement
- 2005 Jessie Shull
- 2004 Carrie Nash
- 2003 Jessie Shull
- 2001 Savannah Smith
- 1999 Brianna Blair
Christina Lukens
- 1997 Holly Froloff
Joslynn Gallop

All-Freshman Team

- 2012 Michaela Leonard
- 2010 Hanah Blume
- 2009 Alex Akana
Caitlin Andrade
- 2007 Emily Burke
- 2005 Colleen Burke
Brittany Collet
- 2004 Jennifer Senftleben
- 2000 Liz Hudson
Kimberly Noble

Spartan Honors

All-Big West

First Team

- 1995 Paola Paz-Soldan
- 1994 Paola Paz-Soldan
- 1993 Crista Koch
- 1990 Dawnis Wilson
- 1988 Kim Hicks
- 1987 Barbara Higgins

Second Team

- 1995 Melizza Benitez
- 1994 Tanya Hart
- 1994 Cristin Rossman
- 1993 Tanya Hart
- 1992 Erin Ginney
- 1992 Cristin Rossman
- 1989 Dawnis Wilson

Honorable Mention

- 1991 Dawnis Wilson
- 1990 Betsy Welsh

All-Freshman Team

- 1995 Angie Sylvas
- 1992 Crista Koch
- 1990 Annie Shaughnessy
- 1988 Dawnis Wilson

All-PCAA

First Team

- 1986 Lisa Ice

Second Team

- 1986 Barbara Higgins

All-NorPac

First Team

- 1985 Teri DeBusk
- 1985 Christa Cook
- 1985 Barbara Higgins
- 1985 Lisa Ice
- 1984 Teri DeBusk
- 1984 Linda Fournet
- 1983 Lisa Ice
- 1982 Joyce Sprout

Second Team

- 1984 Christa Cook
- 1984 Felicia Schulter

- 1983 Teri DeBusk
- 1982 Jodi Breeding
- 1982 Lisa Ice

All-Freshman Team

- 1985 Kim Hicks
- 1984 Julie Braymen
- 1984 Barbara Higgins

All-NorCal

First Team

- 1979 Jan Baszak
- Sonya Satre

Second Team

- 1981 Gayle Olsen
- 1980 Jodi Breeding

Conference Player of the Year

- 1999 Joslynn Gallop (WAC)
- 1986 Lisa Ice (PCAA)
- 1985 Teri DeBusk (NorPac)

Conference Coach of the Year

- 1999 Craig Choate (WAC)
- 1985 Dick Montgomery (NorPac)
- 1974 Jane Ward (NCIAC)

WAC Pacific Division Freshman of the Year

- 1997 Joslynn Gallop

WAC All-Tournament Team

- 2008 Colleen Burke
- 2007 Keri Anglin
- 2006 Niki Clement
- 2003 Allison Dillon
- Carrie Nash
- Kimberly Noble
- Jessie Shull
- 2002 Lindsey Rule
- 2001 Brianna Blair
- Stephanie Pascucci
- Karli Silveira

All-NIVC

- 1994 Tanya Hart
- Cristin Rossman

Spartan Honors

US Olympic Festival Participants

- 1983 Lisa Ice
- 1981 Jodi Breeding
- 1979 Jan Baszak

Stan Bates Award

- 2002-03 Stephanie Pascucci

Academic All-Mountain West


- 2013 Hanah Blume
- Brittney Diffinè
- Sarah Griest
- Laruen Jacobsen
- Michaela Leonard
- Mary Alice O'Reilly
- Megan Powers
- Tyanna Roy

Academic All-WAC

- 2012 Alex Akana
- Hanah Blume
- Sarah Griest
- Sydney LaFollette
- Michaela Leonard
- Mary Alice O'Reilly
- Kiely Pieper
- Katie Turner

- 2011 Alex Akana
- Hanah Blume
- Asia Casino
- Taylor Japhet
- Krista Miller
- Kylie Miraldi
- Mary Alice O'Reilly
- Kiely Pieper
- Katie Turner

- 2010 Alex Akana
- Caitlin Andrade
- Hanah Blume
- Asia Casino
- Sarah Griest
- Taylor Japhet
- Sarah McAtee
- Kylie Miraldi
- Katie Turner
- Courtney Zellmer



Stephanie Pascucci was a three-time Academic All-WAC selection and the 2002-03 Stan Bates Award winner. The award honors the WAC's top male and female scholar-athletes. She was a first team All-WAC selection her senior year.

- 2009 Alex Akana
- Caitlin Andrade
- Asia Casino
- Taylor Japhet
- Sarah McAtee
- Kylie Miraldi
- Thao Pham
- Kristal Tsukano
- Katie Turner
- Courtney Zellmer
- 2008 Kylie Miraldi
- Thao Pham
- Kristal Tsukano
- Courtney Zellmer
- 2007 Keri Anglin
- Kelly Crow
- Nia Freeman
- Thao Pham
- Kristal Tsukano
- Courtney Zellmer

Spartan Honors

2006 Keri Anglin
Colleen Burke
Sarah Christensen
Thao Pham
Jessie Shull
Dyana Thompson
Kristal Tsukano

2005 Nia Freeman
Jessie Shull
Dyana Thompson

2004 Brooke Herald
Dana Rudd
Jessie Shull

2003 Brooke Herald

2002 Stephanie Pascucci

2001 Jennifer Olewinski
Stephanie Pascucci

2000 Stephanie Pascucci
Katherine Powers

1999 Andrea Fernandez
Darcy Walker

1998 Darcy Walker

1997 Darcy Walker

1996 Bridget Clark

AVCA Player of the Week

1999 Joslynn Gallop, November 15

1994 Paola Paz-Soldan, October 3

WAC Player of the Week

2013 Mary Alice O'Reilly, November 11

2012 Mary Alice O'Reilly, November 12

2011 Alex Akana, November 17

Savanah Leaf, October 24

2009 Caitlin Andrade, October 19

2008 Emily Burke, September 8

2007 Niki Clement, October 29

2004 Carrie Nash, November 29

Jessie Shull, November 8

2003 Kimberly Noble, October 6

2002 Stephanie Pascucci, October 14

2001 Liz Hudson, November 26

Brianna Blair, October 1

Savannah Smith, September 1

2000 Joslynn Gallop, November 27

Joslynn Gallop, October 30

Joslynn Gallop, September 18

Joslynn Gallop, September 11

1999 Joslynn Gallop, November 15
Joslynn Gallop, October 11
Joslynn Gallop, October 4
Joslynn Gallop, September 13
1998 Michelle Sarkees, October 5
1997 Joslynn Gallop, September 16

Big West Player of the Week

1994 Cristin Rossman, November 21
Paola Paz-Soldan, October 3

1993 Crista Koch, September 20

1992 Mindy Czuleger, October 19

1991 Dawnis Wilson, October 21

1990 Dawnis Wilson, October 8

1989 Heather McPherson, October 16

1988 Kim Hicks, October 24

1987 Gina Watson, September 21

1986 Lisa Ice, September 22

Lisa Ice, September 15

Spartans in Professional Volleyball

1994 Christa Cook, WPVA Tour (4-person)

1993 Christa Cook, San Jose Storm (WWVL)

Christa Cook, WPVA Tour (4-person)

Dawnis Wilson, San Jose Storm (WWVL)

1992 Christa Cook, AVP Tour (2-person)

1989 Christa Cook, San Jose (MLV)

Teri DeBusk, San Jose (MLV)

Barbara Higgins, San Jose (MLV)

1988 Christa Cook, Minnesota (MLV)

Teri DeBusk, Arizona (MLV)

1987 Christa Cook, San Jose (MLV)

Teri DeBusk, San Jose (MLV)

Lisa Ice, San Jose (MLV)

MLV - Major League Volleyball

WWVL - Women's Western Volleyball League

Spartan Volleyball Team Records

KILLS

Season:..... 2,003 - 35 matches, 1994
 Match:..... 101 at Wyoming (five games), 11/21/87
 101 at Santa Clara (five games), 10/15/91

KILL ATTEMPTS

Season:..... 5,369 - 35 matches, 1988
 Match:..... 277 at Santa Clara (five games), 10/15/91

HITTING PERCENTAGE

Season:..273 - (1583-588-3651) - 34 matches in 1985
 Match:..... .539
 (39-5-63), vs. Fresno State, (three sets) 9/20/83

KILL AVERAGE

Season:..... 16.57 - (1,922 in 116 games), 2000
 Match:..24.0 - (72 in 3 games), vs. Tennessee, 11/5/84
24.0 - (72 in 3 games), vs. Nevada, 10/16/93

ASSISTS

Season:.....1,778 - 35 matches in 1994
 Match:.....95 at Santa Clara (five games), 10/15/91

ASSIST AVERAGE

Season:..... 15.12 - (1,754 in 116 games), 2000
 Match:.. 22.67 - (68 in three games), vs. Nevada, 10/16/93

SERVICE ACES

Season:.....277 - 30 matches in 1983
 Match:..... 19 (three games), vs. Washington, 9/21/89

DIGS

Season:.....2,398 - 35 in 1986
 Match:.... 173 (five games), vs. Cal Poly SLO, 10/24/86

DIG AVERAGE

Season:..... 19.74 - (2,171 in 110 games), 1987
 Match:....36.7 - (147 in 4 games), vs. Hawaii, 11/21/86

SOLO BLOCKS

Season:.....219 - 30 matches in 1983
 Match:..... 19 vs. Oregon State (five games), 11/11/83

BLOCK ASSISTS

Season:.....523 - 35 matches in 1988
 Match:..... 37 vs. Saint Mary's (five games), 10/8/02

TOTAL BLOCKS

Season:.....361 - 30 matches in 1983
 Match:..... 25 vs. Oregon State (five games), 11/11/83

BLOCKING AVERAGE

Season:..... 3.17 - (361 in 114 games), 1983
 Match:.... 6.0 vs. Pepperdine (three games), 11/13/82

Single Match Records

Team

Kills 101 at Wyoming, 11/21/87, 5 sets
 101 at Santa Clara, 10/15/91, 5 sets
Kill Attempts.. 277 at Santa Clara, 10/15/91, 5 sets
Hitting Pct.539 vs. Fresno State, 9/20/83, 3 sets (39/5/63)
Assists.....95 at Santa Clara, 10/15/91, 5 sets
Service Aces 19 vs. Washington, 9/21/82, 3 sets
Digs..... 173 at Cal Poly SLO, 10/24/86, 5 sets
Solo Blocks..... 19 vs. Oregon State, 11/11/83, 5 sets
Block Assists37 vs. Saint Mary's, 10/8/02, 5 sets
Total Blocks.....25 vs. Oregon State, 11/11/83, 5 sets

Individual

Kills 38, Paola Paz-Soldan, at BYU, 9/10/94
Kill Attempts 94, Jennifer Senftleben, vs. Idaho, 11/19/05
Hitting Pct...923, Cristin Rossman, at Saint Mary's, 11/8/94
Assists 85, Annie Shaughnessy, at New Mexico, 10/5/90
Service Aces9, Kimberly Noble, vs. Minnesota, 9/7/01
Digs..... 47, Jessie Shull, vs. UC Santa Barbara, 9/2/06
Solo Blocks . 9, Mandy McMahan, vs. Utah State, 9/12/83
Block Assists
 14, Brianna Amian, vs. San Francisco, 9/12/07
 14, Liz Hudson, vs. Idaho, 11/24/01
Total Blocks
 14, Brianna Amian, vs. San Francisco, 9/12/07
 14, Liz Hudson, vs. Idaho, 11/24/01
14, Mandy McMahan, at Fresno State, 10/7/83

Team Season Records

Kills	Year
1. 2003	1994
2. 1970	1986
3. 1936	1988
4. 1927	1998
5. 1922	2000
6. 1878	2001
7. 1814	2002
8. 1770	1997
9. 1762	1995
10. 1761	1999

Assists	Year
1. 1778	1994
2. 1754	2000
3. 1720	2001
4. 1704	1986
5. 1687	1988
6. 1643	2002
7. 1591	1984
8. 1588	1999
9. 1572	1995
10. 1571	1997

Digs	Year
1. 2398	1986
2. 2373	1988
3. 2171	1987
4. 1999	2001
5. 1967	2000
6. 1909	1984
7. 1895	2007
8. 1890	2006
8. 1890	1992
10. 1887	2004

Total Blocks	Year
1. 361.0	1983
2. 331.5	1988
3. 314.0	1984
4. 222.5	1990
5. 241.5	2013
6. 240.0	1997
7. 235.5	2007
8. 227.5	2004
9. 227.0	2005
10. 226.5	2006

Kills/Set	Sets	Year
1. 16.57	116	2000
2. 16.42	122	1994
3. 16.39	93	1989
4. 16.33	118	1998
5. 16.31	108	1999
6. 16.02	123	1986
7. 15.95	111	1997
8. 15.90	103	1990
9. 15.65	120	2001
10. 15.32	115	1995

Assists/Set	Sets	Year
1. 15.12	116	2000
2. 14.70	108	1999
3. 14.57	122	1994
4. 14.55	93	1989
5. 14.33	120	2001
6. 14.17	103	1990
7. 14.15	111	1997
8. 13.99	110	2003
9. 13.90	100	1985
10. 13.85	123	1986

Digs/Sets	Sets	Year
1. 19.74	110	1987
2. 19.50	123	1986
3. 17.98	132	1988
4. 17.97	105	2004
5. 17.69	93	1989
6. 17.23	110	2007
7. 17.19	103	1990
8. 17.03	111	1992
9. 16.96	116	2000
10. 16.88	112	2006

Blocks/Set	Sets	Year
1. 3.17	114	1983
2. 3.09	65	1982
3. 2.88	110	1987
4. 2.75	102	1993
5. 2.62	120	1984
6. 2.60	118	1998
7. 2.57	122	1994
8. 2.54	39	1981
9. 2.51	132	1988
10. 2.46	100	1985

Attempts	Year
1. 5369	1988
2. 5047	2000
3. 5015	1998
4. 4978	2002
5. 4930	2001
6. 4783	1994
7. 4761	1986
8. 4694	2003
9. 4680	2006
10. 4664	1997

Service Aces	Year
1. 277	1983
2. 256	1984
3. 241	1994
4. 234	1985
5. 233	1995
6. 230	1986
7. 218	1999
8. 218	2001
9. 206	1996
206	1988

Block Solo	Year
1. 219	1983
2. 138	1984
3. 111	1986
4. 98	1982
5. 94	1987
6. 88	1994
7. 70	1988
70	1998
9. 67	1993
10. 63	1992

Attack Pct.	Year
1. .273	1985
2. .264	1986
3. .254	1983
4. .251	1999
5. .247	2001
6. .245	1990
7. .244	1984
8. .239	2000
9. .235	1987
10. .231	1994

SA/Set	Sets	Year
1. 2.43	114	1983
2. 2.34	100	1985
3. 2.14	65	1982
4. 2.13	120	1984
5. 2.03	115	1995
6. 2.02	108	1999
7. 1.98	122	1994
8. 1.93	107	1996
9. 1.92	39	1981
10. 1.91	102	1993

Block Assists	Year
1. 523	1988
2. 485	2002
3. 474	1998
4. 452	1994
5. 445	1987
6. 443	2001
7. 435	1995
8. 427	1993
9. 421	2000
10. 399	2013



Spartan Volleyball Individual Records

KILLS

Career:1,966 - Joslynn Gallop, 1997-2000
Season:630 - Joslynn Gallop, 2000
Match:38 - Paola Paz-Soldan
..... at Brigham Young, 9/10/94

KILL ATTEMPTS

Career:5,013 - Kimberly Noble, 2000-03
Season:1,658 - Kimberly Noble, 2003
Match:94 - Jennifer Senftleben at Idaho, 11/19/05

HITTING PERCENTAGE

Career:317 - Lisa Ice, 1982-86
Season:382 - Joslynn Gallop, 1999
Match:923 - Cristin Rossman at Saint Mary's, 11/8/94
.....(12 kills/0 errors/13 attempts)

KILL AVERAGE (since 1984)

Career:5.16 per game - Paola Paz-Soldan, 1994-95
.....4.40 per game - Joslynn Gallop, 1997-00
Season:5.60 per game - Joslynn Gallop, 1999
Match:10.33 per game - Betsy Welsh
.....vs. Fresno State 10/19/90 (31 in 3 games)

ASSISTS*

Career:5,483 - Michelle Sarkees, 1996-99
Season:1,563 - Melizza Benitez, 1994
Match:85 - Annie Shaughnessy vs. New Mexico, 10/5/90

ASSIST AVERAGE*

Career: ...12.37 per game - Michelle Sarkees, 1996-99
Season:13.59 per game - Melizza Benitez, 1994
Match:21.33 per game - Michelle Sarkees
.....vs. Tulsa, 11/13/99 (64 in 3 games)

SERVICE ACES

Career:156 - Christa Cook, 1983-86
Season:67 - Cristin Rossman, 1994
Match:9 - Kimberly Noble vs. Minnesota, 9/7/01

DIGS

Career:2,260 - Jessie Shull, 2003-06
Season:676 - Jessie Shull, 2006
Match: 47 - Jessie Shull, vs. UC Santa Barbara, 9/2/06

DIG AVERAGE

Career:5.14 per game - Jessie Shull, 2003-06
Season:6.04 per game - Jessie Shull, 2006
Match: 10.50 per game - Jessie Shull vs. Fresno State,
.....11/3/86 (42 in 4 games)

TOTAL BLOCKS

Career: .456 (65 solo, 391 assists) - Joslynn Gallop, 1997-2000
Season:151 (23 solo, 128 assists) - Kim Hicks, 1988
Match: 14 (0 solo, 14 assists) - Kylie Miraldi, vs. UC Riverside, 9/17/11
14 (0 solo, 14 assists) - Brianna Amian, vs. San Francisco, 9/12/07
14 (0 solo, 14 assists) - Liz Hudson, vs. Idaho, 11/24/01
14 (5 solo, 9 assists) - Mandy McMahon at Fresno State, 10/7/83

SOLO BLOCKS

Career:107 - Barbara Higgins, 1984-87
Season:62 - Felicia Schulner, 1984
Match: ..9 - Mandy McMahon, vs. Utah State, 9/12/83

BLOCK ASSISTS

Career:391 - Joslynn Gallop, 1997-2000
Season:134 - Liz Hudson, 2001
Match:14 - Kylie Miraldi, vs. UC Riverside, 9/17/11
.....14 - Brianna Amian, vs. San Francisco, 9/12/07
.....14 - Liz Hudson vs. Idaho, 11/24/01

BLOCKING AVERAGE (since 1984)

Career:1.21 per game - Cristin Rossman, 1991-94
Season:1.35 per game - Cristin Rossman, 1992
Match: ..3.5 per game (14 in 4 games) - Mandy McMahon
.....vs. Fresno State, 10/7/83

**Individual sets played were not kept until 1984. Assists were not kept until 1985.*

Single Season Records

Most Matches Played49, 1978
Most Matches Won34 of 49, 1978
Most Games Won98 of 148, 1978
Fewest Matches Won1 of 28, 2009
Fewest Games Won18 of 101, 2009
Most Consecutive Matches Won14, 1999
Most Consecutive Games Won19, 1986
Most Matches Lost28 of 36, 1980
Most Consecutive Matches Lost18, 2008-09
Best Match Winning Percentage806 (25-6), 1999
Best Game Winning Percentage741 (80-28), 1999
Worst Match Winning Percentage038 (1-27), 2009
Worst Game Winning Percentage .178 (18-101), 2009
Longest Match.. 2 h. 50 min. vs. Cal Poly SLO, 9/24/83
.....2 h. 50 min., vs. Stanford, 9/17/86
Shortest Match 44 min. vs. Cal State Fullerton, 10/9/93

Top Performances

Triple-Doubles

Kim Hicks	4
13k, 22d, 10b.....vs. California, 11/21/88	
18k, 15d, 10b.....vs. Cal Poly, 9/30/88	
17k, 19d, 12b.....at Wyoming, 11/21/87	
17k, 14d, 11bvs. San Diego State, 9/19/87	
Cristin Rossman	2
21k, 10d, 10b.....vs. Sacramento State, 11/18/94	
10k, 12d, 11b..vs. Colorado State, 9/12/92	
Caitlin Andrade	
10k, 32a, 12d.....at Saint Mary's, 9/9/09	
Emily Burke	1
10k, 40a, 15d.....vs. Saint Mary's, 9/5/08	
Christa Cook	1
12k, 10a, 18d.....vs. UC Santa Barbara, 11/13/86	
Joslynn Gallop	1
30k, 18d, 11b.....vs. UTEP, 11/10/00	
Barbara Higgins	1
14k, 22d, 12b.....vs. Hawaii, 12/12/86	
Liz Hudson	1
13k, 13d, 12b.....vs. Saint Mary's, 10/8/02	

20/20 Double-Doubles

Lisa Ice	6
.....23k, 28d, vs. Hawaii, 12/12/86	
.....20k, 24d, vs. UC Santa Barbara, 11/13/86	
.....20k, 38d, at Cal Poly, 10/24/86	
.....31k, 24d, vs. Stanford, 9/17/86	
.....20k, 24d, at Oregon, 11/22/85	
.....27k, 26d, vs. USC, 11/2/85	
Dawnis Wilson	5
.....22k, 26d, vs. Hawaii, 11/10/89	
.....32k, 35d, at Santa Clara, 10/15/91	
.....24k, 24d, vs. UC Irvine, 10/14/90	
.....33k, 23d, at New Mexico, 10/5/90	
.....21k, 22d, vs. UC Santa Barbara, 9/25/90	

Savannah Smith	4
.....56a, 28d, vs. Fresno State, 11/3/01	
.....63a, 20d, vs. Sacramento State, 9/1/01	
.....48a, 23d, at Pacific, 11/24/00	
.....70a, 26d, vs. UTEP, 11/10/00	

Carrie Nash	3
.....29k, 26d, at Boise State, 10/30/04	
.....21k, 21d, vs. Boise State, 10/10/04	
.....22k, 27d, vs. Oregon, 9/17/04	

Joslynn Gallop	2
.....29k, 24d, vs. Nevada, 9/29/00	
.....22k, 20d, at Sacramento State, 9/26/00	

Barbara Higgins	2
.....30k, 22d, at Wyoming, 11/21/87	
.....23k, 34d, vs. UC Santa Barbara, 9/26/87	

Paola Paz-Soldan	2
.....21k, 20d, vs. Long Beach State, 10/14/95	
.....30k, 25d, vs. Massachusetts, 9/9/95	

Danielle Spier	2
.....62a, 22d, vs. UC Santa Barbara, 11/14/87	
.....61a, 22d, vs. UC Santa Barbara, 11/13/86	

Caitlin Andrade	1
.....51a, 21d, at Pacific, 9/15/11	

Hanah Blume	1
.....21k, 20d, vs. Winthrop, 9/13/13	

Emily Burke	1
.....58a, 20d, at Fresno State, 11/1/07	

Niki Clement	1
.....24k, 27d, vs. Boise State, 10/25/07	

Kristina Conrad	1
.....20k, 20d, at UC Davis, 8/26/05	

Shawna DiBiao	1
.....20k, 22d, at Hawaii, 10/17/86	

Teri DeBusk	1
.....58a, 20d, at Oregon, 10/12/84	

Holly Froloff	1
.....20k, 20d, at TCU, 11/1/97	

Erin Ginney	1
.....23k, 21d, vs. California, 10/20/92	

Crista Koch	1
.....28k, 20d, at UC Irvine, 10/2/93	

Fran Pozzi	1
.....23k, 22d, vs. Rice, 11/22/02	

Angie Sylvas	1
.....21k, 20d, vs. Massachusetts, 9/9/95	

Gina Watson	1
.....23k, 22d, vs. Hawaii, 10/30/87	

25+ Kill Club

38 Paola Paz-Soldan , at BYU, 9/10/94
--

33 Paola Paz-Soldan , vs. Pacific, 10/17/95
Dawnis Wilson, at New Mexico, 10/5/90

32 Joslynn Gallop , vs. Boise State, 9/8/00
Dawnis Wilson, at Santa Clara, 10/15/91
Betsy Welsh, vs. UC Irvine, 10/14/90
Linda Fournet, vs. Oregon State, 11/11/83

31 Kimberly Noble , vs. Fresno State, 11/3/01
Joslynn Gallop, at Arizona State, 9/1/00
Paola Paz-Soldan, at Long Beach St., 10/15/94
Betsy Welsh, at Fresno State, 10/19/90
Dawnis Wilson, vs. Long Beach St., 10/12/90
Lisa Ice, vs. Stanford, 9/17/86

30 Kimberly Noble , vs. SMU, 11/22/03
Brianna Blair, at Saint Mary's, 10/9/01
Joslynn Gallop, vs. UTEP, 11/10/00
Joslynn Gallop, at Fresno State, 11/5/99
Joslynn Gallop, vs. Fresno State, 10/9/99
Paola Paz-Soldan, vs. Massachusetts, 9/9/95
Crista Koch, at Utah State, 9/17/93
Betsy Welsh, at CS Fullerton, 10/8/90
Barbara Higgins, at Fresno State, 10/8/87
Barbara Higgins, at Wyoming, 11/21/87
Lisa Ice, at Hawaii, 10/17/86

29 Carrie Nash , at Boise State, 10/30/04
Joslynn Gallop, vs. Nevada, 9/29/00
Joslynn Gallop, vs. Hawaii, 10/29/99

28 Jennifer Senftleben , at Idaho, 11/19/05
Kimberly Noble, vs. Nevada, 10/2/04
Kimberly Noble, vs. Duquesne, 9/12/03
Kimberly Noble, vs. Weber State, 9/5/03
Brianna Blair, vs. Saint Mary's, 9/12/00
Paola Paz-Soldan, vs. Nevada, 9/30/95
Paola Paz-Soldan, at San Francisco, 9/2/95
Kami Schmedding, vs. San Diego, 12/4/94
Paola Paz-Soldan, at Nevada, 10/1/94
Erin Ginney, at Nevada, 10/16/93
Crista Koch, at UC Irvine, 10/2/93
Erin Ginney, at Utah State, 9/17/93

27 Niki Clement , vs. Idaho, 10/27/07
Jennifer Senftleben, vs. Washington St., 9/4/04
Brianna Blair, at USF, 9/19/01
Brianna Blair, vs. UTEP, 11/10/00
Joslynn Gallop, vs. SMU, 11-19-99
Joslynn Gallop, at SMU, 10-23-99
Paola Paz-Soldan, vs. South Florida, 9/9/95
Cristin Rossman, vs. South Florida, 12/3/94
Paola Paz-Soldan, vs. Pepperdine, 9/2/94
Crista Koch, vs. Hawaii, 9/14/93
Betsy Welsh, vs. Long Beach St., 10/12/90
Lisa Ice, vs. USC, 11/2/85

26 Jennifer Senftleben , at Nevada, 9/21/06
Jennifer Senftleben, at Fresno St., 10/27/05
Jennifer Senftleben, vs. Nevada, 10/20/05
Kimberly Noble, vs. Miami (O), 9/14/02
Joslynn Gallop, at Fresno State, 10/1/00
Joslynn Gallop, vs. E. Michigan, 9/15/00
Joslynn Gallop, vs. LSU, 9/18/99
Joslynn Gallop, at Washington St., 9/4/99
Paola Paz-Soldan, at CS Fullerton, 10/6/95

Top Performances

Paola Paz-Soldan, at New Mexico St., 9/29/94
 Crista Koch, vs. Fresno State, 9/11/93
 Dawnis Wilson, vs. Notre Dame, 10/4/91
 Lisa Ice, vs. California, 9/24/86
 Christa Cook, vs. USC, 11/2/85
 Lisa Ice, at San Diego State, 9/28/85
 Christa Cook, vs. San Diego St., 10/20/84

25 Hanah Blume, vs. Nevada, 10/10/13
 Niki Clement, at Idaho, 11/19/05
 Colleen Burke, vs. Fresno State, 11/10/05
 Kimberly Noble, vs. UC Irvine, 11/28/03
 Kimberly Noble, at Boise State, 10/11/03
 Kimberly Noble, at Santa Clara, 9/28/02
 Joslynn Gallop, at Rice, 10/6/00
 Joslynn Gallop, at Tulsa, 11/13/99
 Joslynn Gallop, vs. Colorado St., 11/25/98
 Nicole Hintz, at Tulsa, 10/11/97
 Holly Froloff, vs. TCU, 10/3/97
 Angie Sylvas, vs. Long Beach St., 10/14/95
 Tanya Hart, vs. Nevada, 11/23/93
 Jennifer Gross, at Santa Clara, 10/15/91


60+ Assists

85 Annie Shaughnessy, at New Mexico, 10/5/90
81 Melizza Benitez, vs. San Diego, 12/4/94
 Jennifer Liston, at Santa Clara, 10/15/91

80 Melizza Benitez, vs. South Florida, 12/3/94

79 Michelle Sarkees, at Nevada, 9/5/98

76 Melizza Benitez, vs. CS Fullerton, 11/4/95



Michelle Sarkees is the all-time assist leader at San José State with 5,482 assists from 1996-99.

Pam Hope, at UC Irvine, 10/2/93

74 Melizza Benitez, at Utah, 9/9/94
 Danielle Spier, at Wyoming, 11/21/87
 Teri DeBusk, vs. San Diego St., 10/20/84

73 Savannah Smith, at Rice, 10/6/00

71 Emily Burke, vs. Idaho, 10/27/07
 Melizza Benitez, vs. Massachusetts, 9/9/95
 Annie Shaughnessy, at CS Fullerton, 10/8/90
 Teri DeBusk, at San Diego State, 9/28/85

70 Savannah Smith, vs. UTEP, 11/10/00
 Melizza Benitez, vs. Sacramento St., 11/18/94

Melizza Benitez, at California, 11/1/94

69 Savannah Smith, at Fresno St., 10/11/00
 Michelle Sarkees, at Washington St., 9/4/99
 Jennifer Liston, at CS Fullerton, 11/22/91
 Susie Laymon, vs. Cal Poly, 9/30/88
 Teri DeBusk, vs. USC, 11/2/85

68 Kristina Conrad, vs. Washington St., 9/4/04
 Allison Dillon, vs. Fresno State, 11/21/03
 Allison Dillon, vs. Weber State, 9/5/03
 Lindsey Rule, vs. Rice, 11/22/02
 Michelle Sarkees, at Montana St., 9/12/98
 Michelle Sarkees, vs. SMU, 10/4/97
 Danielle Spier, at Hawaii, 10/17/86

67 Savannah Smith, vs. UTEP, 9/27/01
 Annie Shaughnessy, vs. UC Santa Barbara, 9/25/90

66 Michaela Leonard, vs. Nevada, 10/10/13
 Melizza Benitez, vs. Pepperdine, 9/2/94
 Annie Shaughnessy, vs. Long Beach St., 10/12/90
 Danielle Spier, vs. Stanford, 9/17/86
 Teri DeBusk, vs. Purdue, 11/20/84

65 Michaela Leonard, vs. UNLV, 11/9/13
 Emily Burke, vs. Boise State, 10/25/07
 Emily Burke, vs. Arizona State, 9/7/07
 Annie Shaughnessy, vs. UC Irvine, 10/14/90
 Susie Laymon, vs. San Diego St., 10/22/88

64 Brittany Collet, vs. Portland, 9/10/05
 Savannah Smith, vs. Saint Mary's, 9/12/00
 Michelle Sarkees, at Tulsa, 11/13/99
 Michelle Sarkees, at Fresno State, 11/5/99
 Michelle Sarkees, vs. CS Fullerton, 9/19/98
 Michelle Sarkees, vs. San Diego St., 10/23/97
 Melizza Benitez, vs. Pacific, 10/17/95
 Melizza Benitez, at Long Beach St., 10/15/94

63 Emily Burke, vs. Utah State, 11/15/07
 Kristina Conrad, at Boise State, 10/30/04

Savannah Smith, vs. Sacramento St., 9/1/01
 Michelle Sarkees, vs. Hofstra, 9/6/96
 Pam Hope, at San Francisco, 11/10/93
 Pam Hope, vs. Fresno State, 9/11/93
 Jennifer Liston, vs. CS Fullerton, 9/19/91
 Susie Laymon, vs. San Diego St., 11/18/89
 Susie Laymon, vs. UC Irvine, 11/4/88
 Danielle Spier, vs. Idaho State, 12/3/87
 Danielle Spier, vs. California, 9/24/86

62 Caitlin Andrade, vs. Idaho, 10/21/11
 Kristina Conrad, vs. Utah State, 10/14/06
 Brittany Collet, vs. Air Force, 9/3/05
 Melizza Benitez, vs. UC Irvine, 10/13/95
 Pam Hope, at Utah State, 9/17/93
 Jennifer Liston, at Fresno State, 9/4/92
 Danielle Spier, vs. San Diego St., 9/19/87
 Danielle Spier, vs. UC Santa Barbara, 11/14/87

61 Kristina Conrad, vs. Nevada, 11/22/06
 Brittany Collet, at Idaho, 11/19/05
 Brittany Collet, at Boise State, 11/17/05
 Kristina Conrad, at LA Tech, 10/16/94
 Allison Dillon, vs. Duquesne, 0/12/03
 Savannah Smith, vs. Nevada, 9/29/00
 Michelle Sarkees, vs. Hawaii, 10/29/99
 Michelle Sarkees, vs. Rice, 11/8/97
 Melizza Benitez, vs. New Mexico St., 9/29/95
 Danielle Spier, vs. UC Santa Barbara, 11/13/86
 Danielle Spier, vs. Hawaii, 12/12/86
 Teri DeBusk, vs. Fresno State, 12/8/84

60 Michaela Leonard, vs. E. Washington, 9/11/13
 Emily Burke, at New Mexico, 8/25/07
 Kristina Conrad, vs. Idaho State, 9/10/04
 Savannah Smith, at Saint Mary's, 10/9/01
 Savannah Smith, at Arizona State, 9/1/00
 Michelle Sarkees, vs. SMU, 11/19/99
 Michelle Sarkees, vs. Colorado St., 11/25/98
 Melizza Benitez, vs. Long Beach St., 10/14/95
 Jennifer Liston, at Cal Poly, 10/6/92
 Jennifer Liston, at UC Irvine, 10/19/91
 Danielle Spier, vs. Hawaii, 10/30/87

25+ Digs

47 Jessie Shull, vs. UC Santa Barbara, 9/2/06

42 Kristal Tsukano, at Idaho, 10/11/07
 Jessie Shull, vs. Fresno State, 11/3/04

39 Jessie Shull, at Idaho, 11/19/05

38 Lisa Ice, vs. Hawaii, 11/21/86
 Lisa Ice, at Cal Poly, 10/24/86

36 Jessie Shull, at Fresno State, 10/25/06
 Kim Hicks, at California, 10/11/88

Top Performances

35 Hanah Blume, vs. Campbell, 8/31/13
Courtney Zellmer, vs. Gonzaga, 8/28/10
Jessie Shull, at San Francisco, 9/1/04
Dawnis Wilson, at Santa Clara, 10/15/91

34 Jessie Shull, vs. CS Northridge, 9/16/06
Barbara Higgins, vs. UC Santa Barbara, 9/26/87

33 Jessie Shull, vs. Fresno State, 11/10/05
Jessie Shull, vs. Idaho State, 9/10/04

32 Jessie Shull, vs. Nevada, 11/22/06
Jessie Shull, vs. Hawaii, 10/27/04
Jessie Shull, vs. SMU, 10/15/03
Barbara Higgins, at Cal Poly, 10/24/86

31 Shane Donnellon, at California, 11/1/94
Crista Koch, vs. Nevada, 11/23/93
Kim Hicks, vs. Hawaii, 10/30/87

30 Kristal Tsukano, vs. Idaho, 10/27/07
Jessie Shull, vs. Portland, 9/10/05
Jessie Shull, vs. Washington State, 9/4/04

29 Jessie Shull, at San Francisco, 9/6/05
Jessie Shull, at Louisiana Tech, 10/16/04
Dawnis Wilson, at Cal Poly, 10/29/88
Gina Watson, at Cal Poly, 9/25/87

28 Jessie Shull, at Hawaii, 10/29/06
Jessie Shull, at Boise State, 10/30/04
Jessie Shull, vs. Duquesne, 9/12/03
Savannah Smith, vs. Fresno St., 11/3/01



Kristal Tsukano had 42 digs in a five-set match at Idaho during the 2007 season. She finished her career with 1,350 digs from 2006-09.

Christa Cook, vs. Stanford, 9/17/86
Lisa Ice, vs. Hawaii, 12/12/86

27 Kiley Pieper, at William & Mary, 8/30/13
Niki Clement, vs. Boise State, 10/25/07
Jessie Shull, vs. Central Arkansas, 8/26/06
Carrie Nash, vs. Oregon, 9/17/04
Jessie Shull, at Nevada, 11/8/03
Christa Cook, vs. Cal Poly, 12/4/86

26 Cori O'Donoghue, vs. UNLV, 11/9/13
Thao Pham, vs. Sacramento St., 10/13/09
Jessie Shull, vs. Texas-San Antonio, 9/8/06
Jessie Shull, at Boise State, 11/17/05
Carrie Nash, at Boise State, 10/30/04
Carrie Nash, vs. Washington State, 9/4/04
Savannah Smith, vs. UTEP, 11/10/00
Dawnis Wilson, vs. Hawaii, 11/10/89
Laura Boone, vs. San Diego St., 10/22/88
Barbara Higgins, vs. Hawaii, 10/30/87
Christa Cook, vs. Hawaii, 12/12/86
Shawna DiBiasco, vs. Hawaii, 12/12/86
Lisa Ice, vs. USC, 11/2/85

25 Jessie Shull, at San Francisco, 9/1/06
Jessie Shull, vs. Idaho, 9/22/05
Jessie Shull, vs. Tulsa, 10/20/04
Carrie Nash, vs. Santa Clara, 9/24/04
Jeanine Haldi, vs. Rice, 11/22/02
Jeanine Haldi, at Saint Mary's, 10/9/01
Paola Paz-Soldan, vs. Massachusetts, 9/9/95
Dawnis Wilson, vs. San Diego St., 12/3/88
Danielle Spier, at Oregon, 10/12/84

10+ Blocks

14 Kylie Miraldi (0s14a),
vs. UC Riverside, 9/17/11
Brianna Amian (0s14a),
vs. San Francisco, 9/12/07
Liz Hudson (0s14a), vs. Idaho, 11/24/01
Mandy McMahan (5s9a),
at Fresno State, 10/7/83

12 Mary Alice O'Reilly (2s10a),
vs. San Diego State, 11/7/13
Keri Anglin (0s12a),
vs. San Francisco, 9/12/07
Dyana Thompson (12a),
at San Francisco, 9/6/05
Liz Hudson (12a), at Saint Mary's, 10/8/02
Liz Hudson (1s11a), vs. Santa Clara, 11/30/01
Kari Roberson (2s10a),
vs. San Diego State, 9/19/87
Kim Hicks (12a), at Wyoming, 11/21/87
Barbara Higgins (1s11a), vs. Hawaii, 12/12/86
Arlene Ringer (6s6a), vs. Stanford, 9/23/83
Jodi Breeding (), at California, 11/19/82



Brianna Amian (left) and Kylie Miraldi each recorded 14 blocks in a match during their Spartan career. Amian recorded 14 blocks in the first home match of her college career. Miraldi recorded her 14 blocks against UC Riverside her senior season and was named the MVP of the Stockton Invitational.

11 Niki Clement (3s,8a),
vs. Fresno State, 11/10/05
Joslynn Gallop (5s6a) vs. UTEP, 11/10/00
Cristin Rossman (2s9a), vs. American, 12/2/94
Cristin Rossman (4s7a),
vs. Colorado State, 9/12/92
Heather McPherson (2s9a),
vs. Long Beach State, 10/12/90
Leslie Page (4s7a), vs. New Mexico St., 9/30/91
Kim Hicks (1s10a), vs. San Diego St., 9/19/87
Christa Cook (11a), vs. Pacific, 10/2/84
Mandy McMahan (9s2a), vs. Utah St., 9/12/83

10 Niki Clement (2s8a),
at San Francisco, 9/6/05
Dyana Thompson (10a), vs. Oregon, 9/17/04
Katherine Powers (10a),
at Saint Mary's, 10/8/02
Joslynn Gallop (2s8a),
vs. Sam Houston State, 9/11/98
Joslynn Gallop (2s8a), vs. San Diego St., 10/23/97
Cristin Rossman (2s8a),
vs. Sacramento State, 11/18/94
Kim Hicks (1s9a), vs. Cal Poly, 9/30/88
Kim Hicks (2s8a), vs. California, 11/21/88
Maria Healy (3s7a), vs. Stanford, 9/17/86
Jan Harman (6s4a), vs. California, 10/12/82

Single Season Leaders

KILLS TOTAL YEAR

1. Joslynn Gallop	630	2000
2. Joslynn Gallop	605	1999
3. Kimberly Noble	604	2003
4. Brianna Blair	559	2001
5. Paola Paz-Soldan	526	1994
6. Lisa Ice	504	1986
7. Stephanie Pascucci	472	2002
8. Jennifer Senftleben	469	2005
9. Paola Paz-Soldan	465	1995
10. Kimberly Noble	463	2001

Kills per Game* K/G YEAR

1. Joslynn Gallop	5.60	1999
2. Kimberly Noble	5.49	2003
3. Joslynn Gallop	5.43	2000
4. Paola Paz-Soldan	5.28	1995
5. Paola Paz-Soldan	5.06	1994
6. Brianna Blair	4.66	2001
7. Dawnis Wilson	4.61	1990
8. Lisa Ice	4.42	1986
9. Betsy Welsh	4.24	1990
10. Dawnis Wilson	4.23	1991

KILL ATTEMPTS TOTAL YEAR

1. Kimberly Noble	1658	2003
2. Brianna Blair	1574	2001
3. Joslynn Gallop	1485	2000
4. Jennifer Senftleben	1419	2005
5. Jennifer Senftleben	1398	2006
6. Carrie Nash	1331	2004
7. Kimberly Noble	1279	2001
8. Brianna Blair	1269	2000
9. Darcy Walker	1238	1998
10. Joslynn Gallop	1201	1999

HITTING PERCENTAGE PCT YEAR

1. Joslynn Gallop	.382	1999
2. Brooke Jones	.347	1996
3. Lisa Ice	.346	1985
4. Mary Alice O'Reilly	.344	2013
5. Colleen Burke	.343	2007
6. Lisa Ice	.341	1983
7. Colleen Burke	.336	2006
8. Cristin Rossman	.323	1994
9. Lisa Ice	.322	1986
10. Kim Hicks	.320	1988
11. Colleen Burke	.319	2008

ASSISTS (as of 1984) TOTAL YEAR

1. Melizza Benitez	1563	1994
2. Michelle Sarkees	1527	1998
3. Savannah Smith	1515	2000
4. Savannah Smith	1452	2001
5. Michelle Sarkees	1405	1999
6. Melizza Benitez	1384	1995
7. Teri DeBusk	1374	1984
8. Michelle Sarkees	1354	1997

9. Allison Dillon	1349	2003
10. Michaela Leonard	1305	2014

Assists Per Game* Ast/G YEAR

1. Melizza Benitez	13.59	1994
2. Savannah Smith	13.17	2000
3. Michelle Sarkees	13.01	1999
4. Michelle Sarkees	12.94	1998
5. Melizza Benitez	12.47	1995
6. Annie Shaughnessy	12.41	1990
7. Michelle Sarkees	12.31	1997
8. Allison Dillon	12.26	2003
9. Savannah Smith	12.20	2001
10. Teri DeBusk	11.93	1985

SERVICE ACES TOTAL YEAR

1. Cristin Rossman	67	1994
2. Shane Donnellon	58	1994
3. Melissa Myers	57	1998
4. Brooke Jones	56	1995
5. Christa Cook	55	1985
Christa Cook	55	1984
7. Kim Kayser	53	1983
8. Dawnis Wilson	49	1990
9. Kimberly Noble	47	2001
10. Darcy Walker	45	1999
Shawna DiBiasco	45	1986

SA Per Game* SA/G YEAR

1. Christa Cook	0.60	1985
2. Brooke Jones	0.55	1995
Cristin Rossman	0.55	1994
4. Dawnis Wilson	0.52	1990
5. Melissa Myers	0.49	1998
6. Darcy Walker	0.48	1999
Shane Donnellon	0.48	1994
8. Christa Cook	0.46	1984
9. Shawna DiBiasco	0.42	1986
10. Michelle Sarkees	0.40	1996

DIGS TOTAL YEAR

1. Jessie Shull	676	2006
2. Jessie Shull	561	2004
3. Jessie Shull	550	2005
4. Jessie Shull	473	2003
5. Kim Hicks	435	1988
6. Lisa Ice	429	1986
7. Carrie Nash	420	2004
8. Kristal Tsukano	415	2007
9. Kiely Pieper	408	2012
10. Jeanine Haldi	389	2001

Digs Per Game* D/G YEAR

1. Jessie Shull	6.04	2006
2. Jessie Shull	5.34	2004
3. Jessie Shull	4.87	2005
4. Jessie Shull	4.30	2003
5. Dawnis Wilson	4.01	1989
6. Carrie Nash	4.00	2004

7. Kristal Tsukano	3.95	2007
8. Kiely Pieper	3.81	2012
Dawnis Wilson	3.81	1990
10. Lisa Ice	3.76	1986

BLOCK SOLO TOTAL YEAR

1. Felicia Schulter	62	1984
2. Arlene Ringer	45	1983
3. Mandy McMahon	39	1983
4. Barbara Higgins	38	1987
5. Felicia Schulter	36	1983
6. Gayle Olsen	34	1983
7. Melissa Myers	31	1996
8. Maria Healy	30	1986
Jodi Breeding	30	1982
10. Barbara Higgins	29	1986

BLOCK ASSISTS TOTAL YEAR

1. Liz Hudson	134	2001
2. Kim Hicks	128	1988
3. Liz Hudson	119	2002
4. Cristin Rossman	117	1994
5. Cristin Rossman	115	1992
6. Joslynn Gallop	112	2000
7. Melissa Myers	111	1998
8. Tanya Kamau	110	1998
9. Barbara Higgins	108	1986
10. Stephanie Pascucci	106	2002
Joslynn Gallop	106	1998

TOTAL BLOCKS TOTAL YEAR

1. Kim Hicks	151	1988
2. Felicia Schulter	148	1984
3. Liz Hudson	147	2001
4. Cristin Rossman	145	1994
5. Cristin Rossman	139	1992
6. Barbara Higgins	137	1986
7. Barbara Higgins	134	1987
8. Melissa Myers	133	1998
9. Joslynn Gallop	130	2000
10. Tanya Hart	126	1993

Blocks Per Game* B/G YEAR

1. Cristin Rossman	1.35	1992
2. Felicia Shulter	1.28	1984
3. Barbara Higgins	1.25	1987
Tanya Hart	1.25	1993
5. Liz Hudson	1.23	2001
Kim Hicks	1.23	1988
7. Cristin Rossman	1.20	1994
8. Kari Roberson	1.19	1987
9. Heather McPherson	1.18	1989
10. Barbara Higgins	1.17	1986

*Per game categories begin in 1984 because accurate individual games played statistics were not recorded for players.

Career Leaders

KILLS

	TOTAL	YEARS
1. Joslynn Gallop	1966	1997-00
2. Kimberly Noble	1809	2000-03
3. Brianna Blair	1608	1998-01
4. Jennifer Senftleben	1597	2004-06
5. Dawnis Wilson	1426	1988-91
6. Lisa Ice	1359	1982-86
7. Stephanie Pascucci	1287	1999-02
8. Barbara Higgins	1237	1984-87
9. Colleen Burke	1196	2005-08
10. Niki Clement	1154	2005-08
11. Christa Cook	1101	1983-86
12. Hanah Blume	1064	2010-13
13. Melissa Myers	1046	1995-98

KILL ATTEMPTS

	TOTAL	YEARS
1. Kimberly Noble	5013	2000-03
2. Jennifer Senftleben	4668	2004-07
3. Brianna Blair	4567	1998-01
4. Joslynn Gallop	4423	1997-00
5. Dawnis Wilson	3683	1988-91
6. Hanah Blume	3329	2010-13
7. Niki Clement	3090	2005-08
8. Stephanie Pascucci	3066	1999-02
9. Lisa Ice	2989	1982-86
10. Barbara Higgins	2847	1984-87

HITTING PERCENTAGE

	PCT	YEARS
1. Lisa Ice	.317	1982-86
2. Colleen Burke	.314	2005-08
3. Mary Alice O'Reilly	.310	2011-13
3. Joslynn Gallop	.310	1997-00
5. Brooke Jones	.303	1995-96
6. Maria Healy	.295	1983-86
7. Felicia Schulter	.287	1983-84
Barbara Higgins	.287	1984-87
9. Stephanie Pascucci	.284	1999-02
Gayle Olsen	.284	1981-83
11. Melissa Myers	.278	1995-98
Cristin Rossman	.278	1991-94
Leslie Page	.278	1988-91

ASSISTS (since 1984)

	TOTAL	YEARS
1. Michelle Sarkees	5482	1996-99
2. Melizza Benitez	3257	1992-95
3. Savannah Smith	3040	1998-01
4. Caitlin Andrade	2759	2009-11
5. Teri DeBusk	2555	1984-85
6. Kristina Conrad	2548	2003-06
7. Michaela Leonard	2494	2012-13
8. Danielle Spier	2461	1984-87
9. Susie Laymon	2330	1986-89
10. Jennifer Liston	2102	1991-92

SERVICE ACES

	TOTAL	YEARS
1. Christa Cook	156	1983-86
2. Barbara Higgins	141	1984-87
Cristin Rossman	141	1991-94
4. Darcy Walker	140	1996-99
5. Dawnis Wilson	134	1988-91
6. Melissa Myers	130	1995-98
7. Teri DeBusk	128	1982-85
8. Danielle Spier	125	1984-87

9. Michelle Sarkees	122	1996-99
10. Christina Lukens	117	1999-02

DIGS

	TOTAL	YEARS
1. Jessie Shull	2260	2003-06
2. Dawnis Wilson	1412	1988-91
3. Kristal Tsukano	1350	2006-09
4. Hanah Blume	1069	2010-13
5. Joslynn Gallop	1052	1997-00
Christina Lukens	1052	1999-02
7. Barbara Higgins	1039	1984-87
8. Jeanine Haldi	982	1999-02
9. Darcy Walker	981	1996-99
10. Danielle Spier	978	1984-87

BLOCK SOLO

	TOTAL	YEARS
1. Barbara Higgins	107	1984-87
2. Felicia Schulter	98	1983-84
3. Maria Healy	82	1983-86
4. Melissa Myers	75	1995-98
5. Cristin Rossman	66	1991-94
6. Joslynn Gallop	65	1997-00
7. Lisa Ice	53	1982-86
Gayle Olsen	53	1981-83
9. Tanya Hart	51	1991-94
10. Arlene Ringer	49	1982-83

BLOCK ASSISTS

	TOTAL	YEARS
1. Joslynn Gallop	391	1997-00
2. Melissa Myers	370	1995-98
3. Barbara Higgins	340	1984-87
4. Liz Hudson	337	2000-02
5. Cristin Rossman	291	1991-94
6. Stephanie Pascucci	287	1999-02
7. Colleen Burke	281	2005-08
8. Kim Hicks	279	1985-88
9. Alex Akana	261	2009-12
10. Tanya Hart	231	1991-94

TOTAL BLOCKS

	TOTAL	YEARS
1. Joslynn Gallop	456	1997-00
2. Barbara Higgins	447	1984-87
3. Melissa Myers	445	1995-98
4. Liz Hudson	365	2000-02
5. Cristin Rossman	357	1991-94
6. Kim Hicks	324	1985-88
7. Stephanie Pascucci	314	1999-02
8. Colleen Burke	308	2005-08
9. Alex Akana	286	2009-12
10. Tanya Hart	282	1991-94

POINTS

	POINTS	YEARS
1. Joslynn Gallop	2327.5	1997-00
2. Kimberly Noble	2007.0	2000-03
3. Jennifer Senftleben	1840.0	2004-07
4. Brianna Blair	1839.5	1998-01
5. Barbara Higgins	1655.0	1984-87
6. Dawnis Wilson	1638.5	1988-91
7. Stephanie Pascucci	1554.5	1999-02
8. Lisa Ice	1553.0	1982-86
9. Colleen Burke	1458.5	2005-08
10. Melissa Myers	1436.0	1995-98

1,000 Kill Club



1. Joslynn Gallop (1997-2000)

Season	MP-SP	K	K/G	E	TA	Pct	A	SA	SE	RE	DIG	BS	BA	TB	B/G	BE	BHE
1997	31-107	310	2.90	111	716	.278	15	15	0	0	192	16	78	94	0.88	0	0
1998	33-116	421	3.63	153	1021	.262	24	18	27	4	241	18	106	124	1.07	17	4
1999	31-108	605	5.60	146	1201	.382	24	42	39	19	291	13	95	108	1.00	14	3
2000	32-116	630	5.43	186	1485	.299	41	26	40	17	328	18	112	130	1.12	14	8
TOTAL	127-447	1966	4.40	596	4423	.310	104	101	106	40	1052	65	391	456	1.02	45	15



2. Kimberly Noble (2000-03)

Season	MP-SP	K	K/G	E	TA	Pct	A	SA	SE	RE	DIG	BS	BA	TB	B/G	BE	BHE
2000	32-113	320	2.83	140	898	.200	3	21	64	9	145	5	24	29	0.26	5	2
2001	33-120	463	3.86	196	1279	.209	4	47	53	12	153	7	26	33	0.28	7	0
2002	32-113	422	3.73	210	1178	.180	10	12	23	1	138	1	43	44	0.39	5	1
2003	30-110	604	5.49	267	1658	.203	17	33	24	9	215	4	43	47	0.43	4	2
TOTAL	127-456	1809	3.97	813	5013	.199	34	113	164	31	651	17	136	153	0.34	21	5



3. Brianna Blair (1998-2001)

Season	MP-SP	K	K/G	E	TA	Pct	A	SA	SE	RE	DIG	BS	BA	TB	B/G	BE	BHE
1998	28-76	207	2.72	115	631	.146	7	17	48	18	135	12	28	40	0.53	7	2
1999	31-108	381	3.53	166	1093	.197	16	24	36	4	231	9	50	59	0.55	8	2
2000	32-116	461	3.97	163	1269	.235	10	28	24	12	207	6	56	62	0.53	8	1
2001	33-120	559	4.66	162	1574	.252	9	30	26	8	252	5	67	72	0.60	7	2
TOTAL	124-420	1608	3.83	606	4567	.219	42	99	134	42	825	32	201	233	0.55	30	7



4. Jennifer Senftleben (2004-07)

Season	MP-GP	K	K/G	E	TA	Pct	A	SA	SE	RE	DIG	BS	BA	TB	B/G	BE	BHE
2004	105-28	351	3.34	123	890	.256	7	35	32	2	79	10	96	106	1.01	10	0
2005	113-29	469	4.15	202	1419	.188	15	27	19	41	262	9	36	45	0.40	7	1
2006	112-31	454	4.05	211	1398	.174	6	28	22	12	164	9	40	49	0.44	6	2
2007	25-87	323	3.71	145	961	.185	10	17	13	17	173	9	26	35	0.40	1	2
TOTAL	113-417	1597	3.83	681	4668	.196	38	107	86	72	678	37	198	235	.056	24	5



5. Dawnis Wilson (1988-91)

Season	MP-SP	K	K/G	E	TA	Pct	A	SA	SE	RE	DIG	BS	BA	TB	B/G	BE	BHE
1988	33-118	287	2.43	148	861	.161	28	34	52	48	381	4	38	42	0.36	13	0
1989	27-90	320	3.56	133	829	.226	32	23	23	24	361	6	20	26	0.29	7	0
1990	28-95	438	4.61	153	013	.281	17	49	48	21	362	6	25	31	0.33	6	0
1991	25-90	381	4.23	157	980	.229	27	28	30	29	308	7	28	35	0.39	8	2
TOTAL	113-393	1426	3.63	591	3683	.227	104	134	153	122	1412	23	111	134	0.34	34	2

1,000 Kill Club



6. Lisa Ice (1982-83, 85-86)

Season	MP-SP*	K	K/G	E	TA	Pct	A	SA	SE	RE	DIG	BS	BA	TB	B/G	BE	BHE
1982	18	216		84	544	.243	0	19	23	19	13	13	13	26		7	0
1983	21	236		67	495	.341	0	24	18	2	5	19	10	29		8	0
1985	34-96	403	4.20	120	819	.346	8	18	16	28	278	4	36	40	0.42	11	0
1986	33-114	504	4.42	140	1131	.322	7	34	22	23	429	17	33	50	0.44	9	0
TOTAL	106-210	1359	6.47	411	2989	.317	15	95	79	72	725	53	92	145	0.69	35	0



7. Stephanie Pascucci (1999-2002)

Season	MP-SP	K	K/G	E	TA	Pct	A	SA	SE	RE	DIG	BS	BA	TB	B/G	BE	BHE
1999	31-108	304	2.81	95	696	.300	10	35	49	2	83	8	73	81	0.75	13	3
2000	28-84	146	1.74	66	427	.187	26	15	16	0	39	3	40	43	0.51	7	4
2001	33-120	365	3.04	103	850	.308	20	24	17	2	75	7	68	75	0.62	8	3
2002	32-124	472	3.81	151	1093	.294	36	23	22	0	92	9	106	115	0.93	12	5
TOTAL	124-436	1287	2.95	415	3066	.284	92	97	104	4	289	27	287	314	0.72	40	15



8. Barbara Higgins (1984-87)

Season	MP-GP	K	K/G	E	TA	Pct	A	SA	SE	RE	DIG	BS	BA	TB	B/G	BE	BHE
1984	37-116	200	1.72	84	525	.221	17	43	57	32	107	22	52	74	0.64	0	0
1985	37-98	270	2.76	88	590	.308	18	38	55	51	225	18	84	102	1.04	35	0
1986	33-117	355	3.03	115	815	.294	25	32	40	33	323	29	108	137	1.17	35	0
1987	31-107	412	3.85	132	917	.305	26	28	49	55	384	38	96	134	1.25	20	0
TOTAL	135-438	1237	2.82	419	2847	.287	86	141	201	171	1039	107	340	447	1.02	90	0



9. Colleen Burke (2005-08)

Season	MP-GP	K	K/G	E	TA	Pct	A	SA	SE	RE	DIG	BS	BA	TB	B/G	BE	BHE
2005	29-113	342	3.03	123	814	.269	3	24	32	2	53	7	66	76	0.65	2	2
2006	31-112	332	2.96	85	736	.336	13	20	9	1	68	2	85	87	0.78	1	3
2007	29-106	277	2.61	64	621	.343	13	29	26	2	55	7	67	74	0.70	1	3
2008	31-116	245	2.11	69	551	.319	19	29	31	2	68	4	63	67	0.50	4	0
TOTAL	120-447	1196	2.68	341	2722	.314	48	102	98	7	244	20	281	301	0.67	8	8



10. Niki Clement (2005-08)

Season	MP-SP	K	K/G	E	TA	Pct	A	SA	SE	RE	DIG	BS	BA	TB	B/G	BE	BHE
2005	29-108	238	2.20	134	681	.153	13	10	16	18	114	12	84	96	0.89	4	3
2006	31-110	400	3.64	153	1004	.246	1	0	3	3	45	8	89	97	0.88	7	1
2007	29-104	350	3.37	215	939	.144	24	15	40	46	354	11	35	46	0.44	3	0
2008	16-60	166	2.77	89	466	.165	15	9	19	28	145	5	19	24	0.40	1	0
TOTAL	105-382	1154	3.02	591	3090	.182	53	34	78	95	658	36	227	263	0.69	15	4

1,000 Kill Club



11. Christa Cook (1983-86)

Season	MP-SP*	K	K/G	E	TA	Pct	A	SA	SE	RE	DIG	BS	BA	TB	B/G	BE	BHE
1983	30	97		44	252	.210	0	18	34	22	32	9	22	31		10	0
1984	37-120	428	3.57	169	974	.266	93	55	82	61	124	13	79	92	0.77	0	0
1985	34-91	307	3.37	112	672	.290	66	55	71	33	198	5	45	50	0.55	8	0
1986	33-108	269	2.49	126	680	.210	113	28	54	20	372	12	66	78	0.72	18	0
TOTAL	134-319	1101	3.45	451	2578	.252	272	156	241	136	726	39	212	251	0.79	36	0



12. Hanah Blume (2010-13)



Season	MP-SP	K	K/G	E	TA	Pct	A	SA	SE	RE	DIG	BS	BA	TB	B/G	BE	BHE
2010	30-102	295	2.89	154	845	.167	33	12	23	27	220	0	18	18	0.18	1	2
2011	25-72	77	1.07	64	307	.042	16	11	14	18	144	2	8	10	0.14	1	1
2012	30-107	279	2.61	141	982	.141	15	31	28	31	343	1	15	16	0.15	7	4
2013	31-115	413	3.59	140	1195	.228	12	9	18	20	362	4	37	41	0.36	12	5
TOTAL	116-396	1064	2.69	499	3329	.170	76	63	83	96	1069	7	78	85	0.21	21	12






13. Melissa Myers (1995-98)

Season	MP-SP	K	K/G	E	TA	Pct	A	SA	SE	RE	DIG	BS	BA	TB	B/G	BE	BHE
1995	109-31	172	1.58	77	397	.239	3	22	51	1	78	12	103	115	1.06	10	7
1996	99-28	272	2.75	105	582	.287	9	25	51	1	77	31	81	112	1.13	13	11
1997	97-31	228	2.35	87	498	.283	9	26	23	0	63	10	75	85	0.88	4	8
1998	17-33	374	3.20	145	794	.288	10	57	33	0	77	22	111	133	1.14	7	5
TOTAL	422-123	1046	2.48	414	2271	.278	31	130	158	2	295	75	370	445	1.05	34	31

*Sets played were not kept until 1984, so some averages may be skewed. Assists were not kept until 1984.



1,000 Kill Club



All-Time Roster




Melizza Benitez holds the school record for assists in a year at 1,563 in 1994, and assists per game at 13.59 in 1994.

- Alex Akana 2009-12
- Brianna Amian 2007-08, 10-11
- Caitlin Andrade 2009-11
- Keri Anglin 2006-07
- Alana Bailey 1997
- Jan Baszak 1978-79
- Melizza Benitez 1992-95
- Amber Biddle 2005-08



Kristina Conrad was a setter and outside hitter during her playing stint (2003-06). She is sixth all-time in assists with 2,548.

- Brianna Blair 1998-01
- Hanah Blume 2010-13
- Laura Boone 1987-90
- Barbara Boyle 1978
- Julie Braymen 1984-87
- Jodi Breeding 1979-82
- Leslie Bugalski 1979-80
- Colleen Burke 2005-08
- Emily Burke 2007-08
- Jill Burningham 1995-98
- Asia Casino 2009-11
- Sue Choe 1993
- Sarah Christensen 2003-04, 06
- Bridget Clark 1995-96
- Niki Clement 2005-08
- Brittany Collet 2005-08
- Kristina Conrad 2003-06
- Christa Cook 1983-86
- Kelly Crow 2006-08
- Mindy Czuleger 1989-92
- Rachel Dahlstedt 2003
- Teri DeBusk 1982-85
- Shawna DiBiaso 1986
- Brittney Diffinè 2012-13
- Allison Dillon 2003
- Shane Donnellon 1991-94
- Amy Doyle 1997
- Andrea Fernandez 1998-99
- Linda Fournet 1981-84
- Lisa Fraser 1978-79
- Nia Freeman 2004-05, 07-08
- Holly Froloff 1996-97
- Cara Frost 2002
- Joslynn Gallop 1997-00
- Erin Ginney 1990-93
- Sarah Griest 2010-13
- Jennifer Gross 1990-92
- Jeanine Haldi 1999-02
- Jan Harman 1979-82
- Tanya Hart 1991-94
- Monice Hayes 1978-79
- Maria Healy 1983-86
- Brooke Herald 2001-04
- Kim Hicks 1985-88
- Barbara Higgins 1984-87
- Jane Hilt 1978-79
- Nicole Hintz 1997-98
- Lynn Hollinger 1981
- Pam Hope 1993
- Liz Hudson 2000-02
- Rebecca Huffman 1992-93
- Buddy Hussey 1979-80



Erin Ginney is one of 20 San Jose State players to have a 20/20 match. She had 23 kills and 21 digs against California on October 20, 1992. She was a second team All-Big West selection that season.

- Lisa Ice 1982-83, 85-86
- Brenda Irby 1994
- Crystal Jacobs 1980
- Lauren Jacobsen 2013
- Taylor Japhet 2009-11
- Natalie Jilka 1996
- Brooke Jones 1995-96
- Sandy Jones 1982-83
- Brittany Julian 2007
- Tanya Kamau 1997-98
- Kim Kayser 1980-83
- Crista Koch 1992-93
- Tammy Kotnik 1994
- Sydney LaFollette 2012-13
- Susie Laymon 1986-89
- Savanah Leaf 2011
- Michaela Leonard 2011
- Danielle Lewis 2002-03
- Jennifer Liston 1991-92
- Courtney Lorusso 2006
- Christina Lukens 1999-02
- Erika MacLennan 1989-92
- Sarah McAtee 2008-10
- Brenda McCarley 1980
- Heather McPherson 1987-90
- Rose Maasen 1978-79
- Melissa Maddux 2004-05
- Leilani Marple 2010


All-Time Roster




Niki Clement recorded 10 or more blocks twice during the 2005 season - 11 against Fresno State and 10 at San Francisco.

Alison Metzger	1978-79, 81
Kaci Miller	2009
Krista Miller	2009-12
Kylie Miraldi	2008-11
Trisha Moore	1994
Melissa Myers	1995-98
Karen Nabzeska	1978
Carrie Nash	2003-04
Wendy Need	1981
Sara Nelson	1995-96
Kimberly Noble	2000-03
Samantha O'Connell	2011-12
Cori O'Donoghue	2013
Mary Alice O'Reilly	2011-13
Jennifer Olewinski	2001
Gayle Olsen	1981-83
Danielle Orong	2004-05
Leslie Page	1988-91
Angie Papangellin	1978
Stephanie Pascucci	1999-02
Paola Paz-Soldan	1994-95
Thao Pham	2006-09
Kiley Pieper	2011-13
Stacey Pizzio	2001
Katherine Powers	1999-02
Megan Powers	2013
Fran Pozzi	2002
Sandy Price	1980
Darleah Querubin	2004
Arlene Ringer	1982-83

Kari Roberson	1985-88
Cristin Rossman	1991-94
Tyanna Roy	2013
Dana Rudd	2003-04
Lindsey Rule	2001-02
Jane Saito	1982-83
Michelle Sarkees	1996-99
Sanya Satre	1978-79
Kami Schmedding	1992-95
Felicia Schulter	1983-84
Jennifer Senftleben	2004-07
Amy Shankle	1988, 90-91
Annie Shaughnessy	1990
Rebecca Shubin	1991, 1993
Jessie Shull	2003-06
Sheila Silvaggio	1978
Karli Silveira	2001
Lindsay Skadeland	2013
Savannah Smith	1998-01
Danielle Spier	1984-87
Joyce Sprout	1979-82
Mona Sualua	1988-89
Millie Swartzell	1995, 97
Angie Sylvas	1995-96
Sina Tautolo	1997
Sarah Taylor	2007
Dyana Thompson	2003-06
Capri Tirrell	2011
Gina Troxell	1998-00
Kristal Tsukano	2006-09



Cristin Rossman is one of two players in school history with at least two triple-doubles.



Brianna Blair is third all-time in kills with 1,608 and third in career kill attempts with 4,567. She was a 2001 first team All-WAC honoree and a 2001 WAC All-Tournament selection.

Katie Turner	2009-12
Mary Ann Wagner	1987-90
Darcy Walker	1996-99
Janine Ward	1988-90
Gina Watson	1984-87
Betsy Welsh	1987-90
Dawnis Wilson	1988-91
Leewitt Withrow	1989-90
Jessica Wlodarczyk	2002-03
Devan Wong	2009
Rachel Wulff	1995
Linda Wyatt	1978
Keri Yano	1997
Liz Yost	2000-01
Courtney Zellmer	2007-10
Sandy Zobel	1980-81

Boldface indicates 2014 returnees

San José State Sports Hall of Fame

1999 San José State Sports Hall of Fame

Lisa Ice-Crespo, 1983-87


One of 13 Inaugural Inductees

Lisa was one of 13 inducted into the San José State University Sports Hall of Fame on November 5, 1999. She was a 1986 First Team All-American and 1985 Second Team All-American. In 1987, she was honored with the NCAA Top Six Award. Lisa was a member of the 1983 U.S. Olympic Festival Gold Medal Team. She is the San José State career leader in hitting percentage at .317. She previously held the match record for most digs at 38.



2000 San José State Sports Hall of Fame

Coach Dick Montgomery and Teri DeBusk-Schroeder were inducted into the San José State University Sports Hall of Fame on November 3, 2000. Teri was the second volleyball player to be inducted, following Lisa Ice-Crespo who was inducted in 1999. Dick was the first volleyball coach and one of five San José State coaches to be inducted in the Hall of Fame.




Dick Montgomery
Head Coach, 1981-89

- Coaching record of 191-99 (.659)
- 1985 NorPac Coach of the Year
- Coached the 1984 team to a fourth place finish in the NCAA Tournament
- Five consecutive 20-win seasons
- Two NorPac Championships (1984 & 1985)

Teri DeBusk
Setter, 1982-85

- 1985 First Team All-American
- 1985 NorPac Player of the Year
- 1984 & 1985 First Team All-NorPac
- 1983 Second Team All-NorPac
- Third all-time in assists with 2,692
- Member of the 1984 team which finished fourth at the NCAA Tournament



2006 Hall of Fame
Sheila Silvaggio
1978 All-American

Sheila was the first volleyball All-American at San José State. In 1978, she led the Spartans to their fourth consecutive conference title and a national ranking with 34 victories. She was named to the 1978 AIA All-Tournament team and led the team to a seventh place finish at the AIA Nationals. After her career, Sheila was named a U.S. Volleyball Association All-American in 1984.



2010 Hall of Fame
Linda Fournet
1984 All-American

Linda was inducted into the SJSU Sports Hall of Fame on September 17, 2010. She was an honorable mention All-American in 1984 and an integral part of the Final Four team that season.




1984 Final Four Team



1984 NCAA Tournament - Fourth Place Finish


Sitting (l to r): Linda Fournet, Teri DeBusk, Danielle Spier, Gina Watson.
 Standing: Head coach Dick Montgomery, Julie Braymen, Felicia Schulter, Maria Healy, Christa Cook, Barbara Higgins and assistant coach Dave DeGroot.



Linda Fournet was a 1984 Honorable Mention All-American.

1984 Highlights

- First San José State volleyball team to advance to the final four of volleyball.
- One honorable mention All-America selection - Linda Fournet
- Two first team All-NorPac Volleyball team selections - Teri DeBusk & Linda Fournet
- Two second team All-NorPac Volleyball team selections - Christa Cook & Felicia Schulter
- Two NorPac All-Freshman team selections - Julie Braymen & Barbara Higgins
- NorPac All-Tournament Team - Christa Cook (MVP), Teri DeBusk & Linda Fournet
- NorPac Newcomer of the Year - Barbara Higgins
- Four NCAA All-Northwest Regional team selections - Christa Cook, Teri DeBusk, Linda Fournet & Felicia Schulter



Barbara Higgins was the 1984 NorPac Newcomer of the Year. She holds the school career record for solo blocks with 107.



Postseason Appearances

1978 — 7th, AIA

Texas-Arlington def. San José State, 2-1
San José State def. Oregon, 2-0
San José State def. Hawaii, 2-1
San José State def. Pittsburgh, 2-0
San José State def. Alabama, 2-0
San José State def. Texas-Arlington, 1-0
San José State def. Hawaii, 1-0
Pepperdine def. San José State, 3-1
San Diego State def. San José State, 3-1
San José State def. Brigham Young, 3-2

1982 — Tied for 9th, NCAA

San José State def. UC Santa Barbara, 3-2
Hawaii def. San José State, 3-0

1983 — Tied for 17th, NCAA

Cal Poly SLO def. San José State, 3-1

1984 — 4th, NCAA

San José State def. Purdue, 3-1
San José State def. Oregon, 3-0
San José State def. Fresno State, 3-1
UCLA def. San José State, 3-0
Pacific def. San José State, 3-1

1985 — Tied for 9th, NCAA

San José State def. Long Beach State, 3-0
Cal Poly SLO def. San José State 3-0

1986 — Tied for 9th, NCAA

San José State def. Cal Poly SLO, 3-2
Hawaii def. San José State, 3-2

1987 — Tied for 9th, NCAA

San José State def. Idaho State, 3-0
Pacific def. San José State, 3-0

1988 — Tied for 17th, NCAA

San Diego State def. San José State, 3-1

1989 — Tied for 17th, NCAA

Pacific def. San José State, 3-0

1990 — Tied for 17th, NCAA

Long Beach State def. San José State, 3-0

1994 — 2nd Place, National Invitational Volleyball Championships

San José State def. American, 3-1
San José State def. Illinois State, 3-0
San José State def. Missouri, 3-0
San José State def. South Florida, 3-1
San José State def. San Diego, 3-2
CS Northridge def. San José State, 3-1

1998—NCAA Tournament

Colorado def. San José State, 3-0

2000—NCAA Tournament

Long Beach State def. San José State, 3-1

2001—NCAA Tournament

San José State def. Santa Clara, 3-2
Stanford def. San José State, 3-0

WAC Tournament Results

1996 – MGM Grand Garden, Las Vegas, Nev.

Lost to Fresno State, 3-0

1997 – MGM Grand Garden, Las Vegas, Nev.

Def. New Mexico, 3-0
Lost to BYU, 3-0

1998 – MGM Grand Garden, Las Vegas, Nev.

Def. SMU, 3-0
Def. Colorado State, 3-2
Lost to Hawaii, 3-0 (semifinals)

2001 – The Event Center, San Jose, Calif.

Def. SMU, 3-0
Def. Nevada, 3-0 (semifinals)
Lost to Hawaii, 3-0 (finals)

2002 – Virginia Street Gym, Reno, Nev.

Def. Rice, 3-2
Lost to Hawaii (semifinals)

2003 – Virginia Street Gym, Reno, Nev.

Def. Fresno State, 3-2
Def. SMU, 3-1 (semifinals)
Lost to Hawaii, 3-0 (finals)

2004 – Virginia Street Gym, Reno, Nev.

Lost to Nevada, 3-0

2005 – Lawlor Events Center, Reno, Nev.

Lost to New Mexico State, 3-1

2006 – Lawlor Events Center, Reno, Nev.

Def. Nevada, 3-1
Lost to Hawaii, 3-0 (semifinals)

2007 – Pan American Center, Las Cruces, N.M.

Def. Utah State, 3-2
Lost to New Mexico State, 3-0 (semifinals)

2008 – Stan Sherri Center, Honolulu, Hawaii

Def. Utah State, 3-2
Lost to New Mexico State, 3-0 (semifinals)

2011 – Orleans Arena, Las Vegas, Nev.

Lost to New Mexico State, 3-0

2012 – Convocation Center, San Antonio, Texas

Lost to UTSA, 3-0

All-Tournament Team Selections

2001	Brianna Blair	Karli Silveira
	Stephanie Pascucci	
2002	Lindsey Rule	
2003	Allison Dillon	Kimberly Noble
	Carrie Nash	Jessie Shull
2006	Niki Clement	
2007	Keri Anglin	
2008	Colleen Burke	

NCAA Tournament Teams



1978 AIA Tournament - Seventh Place



1982 NCAA Tournament - Tied for Ninth Place



1983 NCAA Tournament - Tied for Ninth Place



1985 NCAA Tournament - Tied for Ninth Place



1986 NCAA Tournament - Tied for Ninth Place



1987 NCAA Tournament - Tied for Ninth Place



1988 NCAA Tournament - Tied for 17th Place



1989 NCAA Tournament - Tied for 17th Place



1990 NCAA Tournament - Tied for 17th Place



1998 NCAA Tournament Participant



2000 NCAA Tournament Participant



2001 NCAA Tournament Participant

San José State Coaching Records

	No. of Seasons	Seasons	Wins	Losses	Ties	Pct.
Jolene Shepardson	1st	2014				
Oscar Crespo	7	2007-13	70	138	0	.337
Craig Choate	14	1993-2006	244	191	0	.561
John Corbelli	3	1990-92	47	39	0	.547
Dick Montgomery	9	1981-89	191	99	0	.659
Marti Brugler	1	1980	8	28	0	.222
Jane Ward	6	1974-79	105	56	8	.621
Totals	40	1974-2013	665	551	8	.547




Jane Ward




Marti Brugler





Dick Montgomery



John Corbelli



Oscar Crespo



Oscar Crespo

All-Time Series Records

OPPONENT	W	L	T
Air Force	4	1	
Alabama	2	0	
Alabama-Birmingham	2	0	
American	1	0	
Arizona	1	4	2
Arizona State	4	1	
Arkansas State	0	1	
Auburn	1	0	
Bakersfield	4	2	
Boise State	16	10	
Brigham Young	3	4	
Brown	2	0	
Buffalo	1	0	
BYU-Hawaii	1	0	
Cal Poly	18	16	
Cal Poly Pomona	1	0	
Cal State Fullerton	22	4	
Cal State Northridge	6	8	
California	24	15	
Campbell	0	1	
Canisius	0	1	
Central Arkansas	1	0	
Central Connecticut	0	1	
Chaminade	1	0	
Charlotte	1	0	
Chico State	1	0	
Colorado	1	1	
Colorado State	4	8	
Creighton	2	0	
Denver	1	2	
Drake	0	1	
Duke	1	0	
Duquesne	1	1	
Eastern Michigan	2	0	
Eastern Washington	1	1	
Florida Atlantic	1	0	
Fordham	1	0	
Fresno State	45	29	
Gardner-Webb	1	0	
Georgia Tech	0	1	
Gonzaga	2	1	
Grambling	1	0	
Hampton	1	0	
Harvard	1	0	
Hawai'i	4	66	
Hawai'i-Hilo	1	2	
Hofstra	2	0	
Houston	1	0	
Idaho	8	10	
Idaho State	3	0	
Illinois State	1	0	1
Illinois	1	0	
Kansas	1	0	
Kentucky	2	1	
Long Beach State	8	22	2
Louisiana Tech	18	2	
Louisiana State	1	0	
Loyola (Baltimore)	1	0	
Loyola Marymount	3	4	
Massachusetts	1	0	
Miami (Ohio)	0	1	
Michigan State	0	1	
Minnesota	0	1	
Missouri	1	0	
Montana	1	0	
Montana State	1	2	
Morehead State	1	0	
Morgan State	1	0	
Murray State	1	0	
Nebraska	3	0	
Nevada	27	16	
New Hampshire	1	0	
New Mexico	3	8	
New Mexico State	9	25	
North Dakota	0	2	
Northern Arizona	2	2	
Northwestern	5	1	
Northwestern State	2	0	
Notre Dame	2	0	
Ohio State	1	0	
Oklahoma	7	1	
Oral Roberts	0	1	
Oregon	9	2	
Oregon State	10	2	
Pacific	10	41	
Penn State	2	1	
Pepperdine	3	8	
Pittsburgh	2	0	
Portland	2	3	
Portland State	5	1	
Providence	2	0	
Puget Sound	1	0	
Purdue	2	2	
Rice	9	2	
Sacramento State	7	8	
St. John's	1	1	
Saint Mary's (Calif.)	14	9	
Sam Houston State	2	0	
San Diego	4	1	
San Diego State	8	16	
San Francisco	31	7	
San Francisco State	3	0	
Santa Clara	28	14	
Seattle U	3	1	
Seton Hall	2	0	
South Florida	1	1	
Southern California	1	7	
Southern Illinois	1	0	
Southern Methodist	10	3	
Southern Utah	2	0	
Southwest Missouri State	1	0	
Stanford	9	28	
Stephen F. Austin	1	0	
Syracuse	1	0	
Tennessee	5	0	
Tennessee-Martin	1	0	
Texas	4	3	
Texas A&M	2	0	
Texas-Arlington	3	2	
Texas Christian	6	11	
Texas-El Paso	8	4	
Texas-Pan American	2	0	
Texas-San Antonio	2	3	
Texas State	1	1	
Texas Tech	2	1	
Tulsa	10	0	
UC Davis	4	0	
UC Irvine	21	12	1
UC Riverside	3	1	
UC Santa Barbara	6	21	
UCLA	1	7	
UNLV	6	1	
Utah	1	4	
Utah State	19	15	1
Utah Valley	1	1	
Washington	6	2	
Washington State	7	1	
Weber State	4	2	
West Virginia	1	0	
William & Mary	0	1	
Winthrop	0	1	
Wisconsin	1	1	
Wisconsin-Milwaukee	0	2	
Wyoming	3	4	
Xavier	0	1	
Yale	2	0	

*Boldface indicates 2014 opponents
* - records begin with 1977 season*

Year-By-Year Records

YEAR	W-L	PCT.	CONFERENCE		NATIONAL		HEAD COACH
			RECORD/FINISH	FINISH	FINISH	FINISH	
1974	10-4	.714		1st NCIAC	--	Jane Ward	
1975	17-5	.773		1st NCIAC	--	Jane Ward	
1976	12-10-1	.543		1st NCIAC	--	Jane Ward	
1977	17-10-1	.625	10-2	1st NorCal	--	Jane Ward	
1978	34-14-1	.704	11-1	1st NorCal	7th	Jane Ward	
1979	15-13-5	.530	7-5	3rd NorCal	--	Jane Ward	
1980	8-28	.222	3-9	5th NorCal	--	Marti Brugler	
1981	14-16	.467	5-7	4th NorCal	--	Dick Montgomery	
1982	21-10	.677	11-3	3rd NorPac	9th	Dick Montgomery	
1983	19-11	.633	6-3	5th NorPac	17th	Dick Montgomery	
1984	26-11	.703	11-1	1st NorPac	4th	Dick Montgomery	
1985	27-7	.794	12-0	1st NorPac	9th	Dick Montgomery	
1986	28-7	.800	13-5	3rd PCAA	9th	Dick Montgomery	
1987	21-10	.677	12-6	3rd PCAA	9th	Dick Montgomery	
1988	21-14	.600	8-10	6th Big West	17th	Dick Montgomery	
1989	14-13	.519	7-11	7th Big West	17th	Dick Montgomery	
1990	21-8	.724	12-6	5th Big West	17th	John Corbelli	
1991	12-14	.462	7-11	6th Big West	--	John Corbelli	
1992	14-17	.452	9-9	5th Big West	--	John Corbelli	
1993	16-13	.552	9-9	5th Big West	--	Craig Choate	
1994	23-12	.657	10-8	5th Big West	--	Craig Choate	
1995	14-17	.452	6-12	7th Big West	--	Craig Choate	
1996	10-20	.333	5-11	6th WAC Pac.	--	Craig Choate	
1997	17-14	.548	7-7	4th WAC Pac.	--	Craig Choate	
1998	21-12	.636	7-7	4th WAC Pac.	--	Craig Choate	
1999	25-6	.806	11-3	2 nd WAC	--	Craig Choate	
2000	22-10	.688	13-3	2 nd WAC	--	Craig Choate	
2001	25-8	.758	9-4	2 nd WAC	24th	Craig Choate	
2002	15-17	.469	7-6	4th WAC	--	Craig Choate	
2003	10-20	.333	6-7	4th WAC	--	Craig Choate	
2004	15-13	.536	5-8	6 th WAC	--	Craig Choate	
2005	12-17	.414	7-9	T5th WAC	--	Craig Choate	
2006	19-12	.613	9-7	T4th WAC	--	Craig Choate	
2007	14-15	.483	7-9	6 th WAC	--	Oscar Crespo	
2008	13-18	.419	7-9	5 th WAC	--	Oscar Crespo	
2009	1-27	.036	1-15	9 th WAC	--	Oscar Crespo	
2010	8-22	.267	3-13	8 th WAC	--	Oscar Crespo	
2011	12-17	.414	6-8	6 th WAC	--	Oscar Crespo	
2012	14-16	.467	9-9	T6th WAC	--	Oscar Crespo	
2013	8-23	.258	5-15	9 th MW	--	Oscar Crespo	
TOTALS	665-551-8	.547	293-268	.522			

Year-By-Year Scores

1977 (17-10-1, 10-2)

9/27	W	at UC Davis.....	3-0
10/1		SAN JOSE STATE INVITE	
	W	PEPPERDINE.....	2-1
	W	SAN FRANCISCO ST. 2-0	
	W	FRESNO STATE.....	2-0
	L	CSU NORTHRIDGE ...	2-0
	L	PEPPERDINE.....	2-0
10/7	L	at California.....	3-2
10/11	W	SAN FRANCISCO.....	3-0
10/14	W	at Pacific.....	3-1
10/15	L	USC.....	3-0
10/17	W	SANTA CLARA.....	3-0
10/20	L	at Stanford.....	3-1
10/21	L	at UCLA.....	3-1
10/22		at Pepperdine Tournament	
	L	Fullerton.....	2-0
	L	San Diego State.....	2-1
	L	Pepperdine.....	2-1
10/25	W	CALIFORNIA.....	3-0
10/28	W	at Fresno State.....	3-0
11/3	W	PACIFIC.....	3-0
11-4-5		at UCLA Tournament	
	W	Nebraska.....	2-0
	W	Portland State.....	2-0
	L	USC.....	2-0
	W	Arizona State.....	2-0
	T	Long Beach State.....	1-1
11/7	W	at Santa Clara.....	3-0
11/9	W	at San Francisco.....	3-0
11/18	W	FRESNO STATE	
11/19	W	STANFORD	


1978 (34-14-1, 11-1)

9/20	L	UC IRVINE.....	3-0
9/22		SAN JOSE STATE INVITE (2nd)	
	W	SAN FRANCISCO ST. 2-0	
	W	CSU NORTHRIDGE ...	2-0
	W	CHICO STATE.....	2-0
	W	PACIFIC.....	2-1
	L	LONG BEACH STATE 2-1	
	W	PACIFIC.....	2-0
	L	LONG BEACH STATE 2-0	
10/3	W	at California.....	3-0
10/5	W	STANFORD.....	3-1
10/6-7		at California Invite (1st)	
	W	San Francisco State .2-0	
	W	Portland State.....	2-0
	W	Nevada-Reno.....	2-0

	W	California.....	3-2
	W	San Diego.....	3-0
10/10	W	SAN FRANCISCO.....	3-0
10/13	W	at Fresno State.....	3-0
10/14	L	UCLA.....	3-1
10/17	W	PACIFIC.....	3-0
10/18	L	at Hawaii.....	3-1
10/19	W	at BYU-Hawaii.....	3-0
10/20	L	at Hawaii.....	3-2
10/21	W	at Hawaii-Hilo.....	3-1
10/25	W	SANTA CLARA.....	3-0
10/27	W	at Stanford.....	3-1
10/30	W	at San Francisco.....	3-0
11/2-4		at UCLA Invitational (5th)	
	W	Washington State	2-0
	W	Western Ontario.....	2-0
	W	USC.....	2-0
	L	Pepperdine.....	2-0
	T	Arizona.....	1-1
	L	Hawaii.....	2-0
11/7	W	CALIFORNIA.....	3-2
11/10	W	FRESNO STATE.....	3-0
11/14	W	at Santa Clara.....	3-0
11/16	L	at Pacific.....	3-2
11/23-24		at AIAW Regionals (4th)	
	L	San Diego State.....	2-0
	W	Sacramento State	2-0
	W	Long Beach State.....	2-1
	L	UCLA.....	2-0
12/7-9		at AIAW Nationals (7th)	
	L	Texas-Arlington.....	2-1
	W	Oregon.....	2-0
	W	Hawaii.....	2-1
	W	Pittsburgh.....	2-0
	W	Alabama.....	2-0
	W	Texas-Arlington.....	1-0
	W	Hawaii.....	1-0
	L	Pepperdine.....	3-1
	L	San Diego State.....	3-1
	W	BYU.....	3-2

1979 (15-13-5, 7-5)

9/28-29		SAN JOSE STATE INVITE (2nd)	
	W	New Mexico State.....	2-1
	W	UC Santa Barbara.....	2-1
	W	Stanford.....	2-0
	W	Fresno State.....	2-0
	L	Stanford.....	2-1
	W	CSU Northridge.....	2-0



Kim Kayser played at San José State from 1980-83, and led the 1983 team with 253 kills.

	W	UC Irvine.....	2-1
	W	Stanford.....	2-0
	L	Pacific.....	2-0
10/3	L	at Fresno State.....	3-1
10/5	L	at UCLA.....	3-0
10/7	W	at Arizona.....	3-1
10/9	W	at USF.....	3-0
10/12	W	at Stanford.....	3-2
10/13	L	at Pacific.....	3-0
10/17	L	at Hawaii.....	3-0
10/18	L	at Hawaii.....	3-1
10/20	L	at Hawaii-Hilo.....	3-2
10/22	W	at Santa Clara.....	3-2
10/25	L	CALIFORNIA.....	3-1
10/26	W	FRESNO STATE.....	3-0
10/27	L	HAWAII.....	3-1
11/2		at UCLA Invitational	
	T	UC Irvine.....	1-1
	T	Arizona.....	1-1
	T	Long Beach State.....	1-1
	T	Illinois State.....	1-1
	T	Utah State.....	1-1
11/6	W	USF.....	3-1
11/8	L	STANFORD.....	3-1
11/10	W	at California.....	3-1
11/13	L	PACIFIC.....	3-1
11/14	W	SANTA CLARA.....	3-0
11/18	L	HAWAII-HILO.....	3-1

Year-By-Year Scores

1980 (8-28, 3-9)

9/12 L ARIZONA STATE 3-2
 9/17 W OHIO STATE 3-2
 9/19-20 at San Diego State Invite
 L New Mexico State 2-1
 L UC Irvine 2-1
 L Washington 2-0
 L USC 2-0
 9/26-27 SAN JOSE STATE INVITE (7th)
 L CAL POLY SLO 2-0
 L PURDUE 2-0
 W TENNESSEE 2-0
 W UC IRVINE 2-0
 L TEXAS 2-0
 L UC IRVINE 2-0
 10/3-4 at Berkeley Invite (7th)
 L Portland State 3-0
 L Stanford 3-0
 L Oregon 2-1
 W Fresno State 2-0
 10/8 W USF 3-0
 10/10 L STANFORD 3-0
 10/16 L PACIFIC 3-0
 10/18 L at California 3-0
 10/22 L FRESNO STATE 3-1
 10/23 W SANTA CLARA 3-2
 10/24 L at Long Beach State 3-0
 10/25 L at Pepperdine 3-1
 10/29 L at Stanford 3-1
 10/31-11/1 at UCLA Invitational
 L UCLA 2-0
 L BYU 2-1
 L Pepperdine 2-0
 L Hawaii 2-0
 W Texas 2-0
 11/6 L CALIFORNIA 2-1
 11/7 L UC SANTA BARBARA 3-0
 11/8 W at USF 3-0
 11/13 L at Pacific 3-0
 11/20 L at Santa Clara 3-1
 11/21 L at Fresno State 3-0

1981 (14-16, 5-7)

9/9 W OREGON STATE 3-0
 9/16 W NORTHWESTERN 3-1
 9/17-19 at San Diego State Invite
 L Stanford 2-0
 W BYU 2-1

W Oklahoma 2-1
 L San Diego State 2-0
 L Montana State 2-1
 9/25-26 SPARTAN SHOPS INVITE
 L CAL POLY SLO 2-0
 W OREGON 2-0
 L STANFORD 2-0
 L NEW MEXICO 2-0
 W OREGON 2-0
 L PEPPERDINE 2-0
 10/6 W at USF 3-0
 10/8 L at California 3-0
 10/13 L at Pacific 3-0
 10/16 W SANTA CLARA 3-0
 10/17 W LONG BEACH STATE 3-2
 10/23 L at Fresno State 3-0
 10/24 L at Cal Poly SLO 3-0
 10/26 W USF 3-0
 10/29 L at Stanford 3-0
 11/2 L CALIFORNIA 3-1
 11/4 L PACIFIC 3-0
 11/6 L at Long Beach State 3-1
 11/7 W at UC Irvine 3-0
 11/10 W FRESNO STATE 3-2
 11/13 W CS FULLERTON 3-2
 11/18 L STANFORD 3-0


1982 (21-10, 11-3)

9/13 L at Pacific 3-0
 9/15 L NORTHWESTERN 2-0
 9/17 W MONTANA 3-1
 9/21 W WASHINGTON 3-0
 9/24-25 SPARTAN SHOPS INVITE
 W WASHINGTON 3-0
 L STANFORD 3-1
 W TEXAS 3-2
 L CAL POLY SLO 3-2
 9/29 W WASHINGTON ST. 3-0
 10/5 W SANTA CLARA 3-0
 10/6 W at USF 3-0
 10/8-9 at Oklahoma Sooner Invite
 W Oklahoma 3-0
 W Nebraska 3-1
 W Kansas 3-0
 W Texas 3-0
 10/12 W CALIFORNIA 3-2
 10/16 L at Cal Poly SLO 3-1

10/22 W at Oregon State 3-0
 10/23 W at Oregon 3-0
 10/26 W USF 3-0
 10/27 W at Fresno State 3-0
 10/30 L at Stanford 3-0
 11/2 W FRESNO STATE 3-0
 11/4 W at Santa Clara 3-1
 11/9 L PACIFIC 3-1
 11/13 W PEPPERDINE 3-0
 11/16 L at California 3-1
 11/19-20 at NorPac Tourney (3rd)
 L California 3-2
 W Oregon State 3-0
 12/3 NCAA First Round
 W at UC Santa Barbara 3-2
 12/10 NCAA Northwest Regional
 L at Hawaii 3-0

1983 (19-11, 6-3)

9/12 W UTAH STATE 3-2
 9/14 W NORTHWESTERN 3-2
 9/16 W at USF 3-0
 9/20 W FRESNO STATE 3-0
 9/23-24 SPARTAN SHOPS INVITE
 L UC SANTA BARBARA 3-0
 L STANFORD 3-2
 L TEXAS 3-1
 W CAL POLY SLO 3-2
 9/27 W at Santa Clara 3-0




Maria Healy is ninth all-time in blocks with 270. She had 82 solo blocks from 1983-86.

Year-By-Year Scores

9/28	W	USF	3-0
9/30-10/1		at Berkeley/Dolphin Invite	
	W	Nevada-Reno	3-0
	W	Wyoming	3-0
	W	California	3-1
10/7	W	at Fresno State	3-2
10/8	W	UC IRVINE	3-1
10/11	L	PACIFIC	3-2
10/14	W	at Washington	3-1
10/15	W	at Washington State	3-1
10/18	W	SANTA CLARA	3-0
10/20	W	at Tennessee	3-0
10/21	L	at Kentucky	3-1
10/22	W	Penn St. (@Kentucky)	3-0
10/26	W	CALIFORNIA	3-0
10/29	L	Cal Poly SLO	3-1
11/2	L	at Pacific	3-0
11/9	L	HAWAII	3-0
11/11	L	OREGON STATE	3-2
11/12	L	OREGON	3-2
11/15	W	LOYOLA MARYMOUNT	3-0
12/2		at NCAA First Round	
	L	at Cal Poly SLO	3-1

1984 (26-11, 11-1)

9/7-8		at UC Davis/Western Invite (2nd)	
	L	Oregon State	2-1
	W	Sacramento State	2-1
	W	Portland State	2-0
	L	CSU Northridge	2-1
9/11	W	NORTHWESTERN	3-1
9/15	L	at Stanford	3-1
9/18	W	at Santa Clara	3-2
9/20-22		SPARTAN SHOPS INVITE	
	W	COLORADO STATE	3-0
	L	CAL POLY SLO	3-0
	L	TEXAS	3-0
9/25	W	at USF	3-0
9/29	W	FRESNO STATE	3-0
10/2	W	PACIFIC	3-2
10/5	W	WASHINGTON	3-0
10/6	W	WASHINGTON ST.	3-0
10/12	W	at Oregon	3-1
10/13	W	at Oregon State	3-1
10/16	W	CALIFORNIA	3-1
10/17	W	USF	3-0
10/20	W	SAN DIEGO STATE	3-2
10/24	W	SANTA CLARA	3-0
10/26	L	USC	3-0



Teri DeBusk was a first team All-American and NorPac "Player of the Year" in 1985. She was a two-time first team all-conference pick.

10/30	W	at California	3-1
10/31	L	at Pacific	3-1
11/3	W	at Kentucky	3-0
11/4	W	at Kentucky	3-0
11/6	W	at Tennessee	3-0
11/9	L	at Fresno State	3-0
11/10	W	LOYOLA MARYMOUNT	3-0
11/16-17		NORPAC CHAMPIONSHIPS	
	W	OREGON STATE	3-1
	W	FRESNO STATE	3-1
11/20	L	PURDUE	3-2
11/29		NCAA First Round	
	W	PURDUE	3-1
12/7-8		NCAA Regionals at Cal Poly SLO	
	W	Oregon	3-0
	W	Fresno State	3-1
12/14-16		NCAA Championship at UCLA	
	L	UCLA	3-0
	L	Pacific	3-1

1985 (27-7, 12-0)

9/7-8		at UC Davis/Western Invite	
	W	Cal Poly Pomona	2-0
	W	CSU Northridge	2-0

	W	California	2-0
	W	Santa Clara	2-0
	W	California	2-1
9/11	W	at USF	3-0
9/12	W	NORTHWESTERN	3-0
9/17	L	PACIFIC	3-1
9/20-21		SPARTAN SHOPS INVITE	
	W	NEBRASKA	3-1
	W	COLORADO STATE	3-0
	L	STANFORD	3-2
9/26	W	TEXAS	3-0
9/28	W	at San Diego State	3-2
10/3	W	at Santa Clara	3-0
10/5	W	at Fresno State	3-1
10/8	W	at California	3-0
10/11	L	at Stanford	3-0
10/14	W	DUKE	3-1
10/16	W	SANTA CLARA	3-0
10/18	W	at Washington State	3-0
10/19	W	at Washington	3-0
10/25	W	OREGON STATE	3-0
10/26	W	OREGON	3-1
10/29	W	FRESNO STATE	3-1
11/2	L	USC	3-2
11/5	W	CALIFORNIA	3-0
11/15	W	WASHINGTON	3-0
11/16	W	WASHINGTON ST.	3-0
11/16-17		at UOP/Wendy's Classic	
	L	Pacific	3-0
	L	Stanford	3-0
11/22	W	at Oregon	3-1
11/23	W	at Oregon State	3-0
12/5		NCAA First Round	
	W	LONG BEACH STATE	3-0
12/13		NCAA Regionals at UOP	
	L	Cal Poly SLO	3-0

1986 (28-7, 13-5)

9/5-6		at UC Davis/Western Invite	
	W	California	2-0
	W	UCLA	2-0
9/12-13		at Illini Classic (1st)	
	W	Penn State	3-0
	W	Illinois	3-1
9/17	W	STANFORD	3-2
9/19	W	OKLAHOMA	3-0
9/20	W	OKLAHOMA	3-0
9/22	W	LONG BEACH STATE	3-0
9/24	W	CALIFORNIA	3-1

Year-By-Year Scores

9/27 W at CS Fullerton..... 3-0
 9/29 L at San Diego State... 3-2
 10/4 W CAL POLY SLO..... 3-1
 10/6 W FRESNO STATE..... 3-0
 10/9-10 at Stanford/Josten's Invite (1st)
 W Colorado State 3-1
 W Stanford..... 3-1
 10/14 W SANTA CLARA..... 3-0
 10/16 L at Hawaii 3-0
 10/17 W at Hawaii 3-2
 10/20 W UC IRVINE..... 3-1
 10/22 L at Pacific 3-1
 10/24 W at Cal Poly SLO 3-2
 10/25 L at UC Santa Barbara 3-1
 10/31 W SAN DIEGO STATE ... 3-1
 11/1 W CSFULLERTON..... 3-0
 11/4 W at California..... 3-0
 11/7 W at Long Beach State 3-0
 11/8 W at UC Irvine 3-0
 11/11 W NEVADA-RENO..... 3-0
 11/13 W UC SANTA BARBARA . 3-1
 11/14 W at Fresno State 3-0
 11/18 L PACIFIC 3-1
 11/20-21 at PCAA Tournament (3rd)
 W Cal Poly SLO 3-1
 L Hawaii 3-1
 12/4 NCAA First Round
 W CAL POLY SLO..... 3-1
 12/12 at NCAA Regionals
 L Hawaii 3-2

1987 (21-10, 12-6)

9/11-12 at UC Davis/Western Invite (1st)
 W Puget Sound..... 2-0
 W SW Missouri State 2-0
 W Wisconsin..... 2-0
 9/18 W FRESNO STATE..... 3-0
 9/19 W SAN DIEGO STATE ... 3-1
 9/22 W at USF 3-1
 9/25 W at Cal Poly SLO 3-2
 9/26 W at UC Santa Barbara 3-2
 9/29 W at Santa Clara 3-1
 10/2 W at UC Irvine 3-1
 10/3 L at Long Beach State 3-0
 10/6 L STANFORD..... 3-1
 10/7 W at Fresno State 3-1
 10/13 W CAL POLY SLO..... 3-0
 10/14 W at Sacramento State 3-0

10/17 W CS FULLERTON..... 3-0
 10/20 L at Stanford..... 3-1
 10/22 L at San Diego State... 3-0
 10/23 W at CS Fullerton..... 3-1
 10/27 L at Pacific 3-0
 10/30 L HAWAII 3-2
 10/31 L HAWAII..... 3-0
 11/3 W at California..... 3-0
 11/6 W LONG BEACH STATE 3-1
 11/7 W UC IRVINE..... 3-0
 11/10 L PACIFIC 3-1
 11/14 W UC SANTA BARBARA . 3-1
 11/20 L at Colorado State 3-1
 11/21 W at Wyoming..... 3-2
 12/3 NCAA First Round
 W IDAHO STATE 3-0
 12/10 NCAA Regionals at Hawaii
 L Pacific 3-0

1988 (21-14, 8-10)

9/1-3 at Utah/Lady Ute Invite (1st)
 W Weber State 3-1
 W Utah 3-0
 W Texas Tech..... 3-1
 W Southern Utah State 3-0
 W Oregon State 3-1
 W Oregon State 3-0
 W Weber State 3-1
 9/16 W at St. Mary's..... 3-0
 9/20 W at USF 3-0
 9/23 W FRESNO STATE..... 3-2
 9/24 W TEXAS A&M 3-0
 9/27 L STANFORD..... 3-0
 9/30 W CAL POLY SLO..... 3-2
 10/1 W UC SANTA BARBARA . 3-0
 10/4 W SANTA CLARA..... 3-1
 10/7 W at UC Irvine 3-1
 10/8 L at Long Beach State 3-0
 10/11 L at California..... 3-2
 10/15 L at Pacific 3-0
 10/18 W at Fresno State 3-0
 10/19 W NOTRE DAME..... 3-2
 10/21 W CS FULLERTON..... 3-1
 10/22 W SAN DIEGO STATE ... 3-2
 10/25 L at Stanford..... 3-1
 10/28 L at UC Santa Barbara 3-1
 10/29 L at Cal Poly SLO 3-1
 11/4 L UC IRVINE..... 3-2

11/5 L LONG BEACH STATE 3-2
 11/11 L at Hawaii 3-0
 11/12 L at Hawaii 3-0
 11/15 L PACIFIC 3-0
 11/18 W at CS Fullerton..... 3-1
 11/19 L at San Diego State... 3-1
 11/21 W CALIFORNIA 3-0
 12/3 NCAA FIRST ROUND
 L SAN DIEGO STATE ... 3-1

1989 (14-13, 7-11)

9/8-9 at Purdue Tournament (1st)
 W Colorado 3-0
 L Penn State 3-2
 W Purdue 3-0
 9/19 W ST. MARY'S..... 3-0
 9/22 L at Fresno State 3-0
 9/24 W at Nevada-Reno..... 3-0
 9/26 L at Pacific 3-1
 9/29 L at UC Santa Barbara 3-1
 9/30 W at Cal Poly SLO 3-0
 10/6 W LONG BEACH STATE 3-1
 10/7 L UC IRVINE..... 3-0
 10/10 W CALIFORNIA 3-0
 10/14 W FRESNO STATE..... 3-0
 10/17 at USF - cancelled,
 earthquake
 10/20 L at San Diego State ... 3-0
 10/21 W at CS Fullerton..... 3-0
 10/24 W STANFORD..... 3-1
 10/27 W CAL POLY SLO..... 3-1
 10/28 L UC SANTA BARBARA . 3-1
 10/31 W at Santa Clara 3-0
 11/3 L at Long Beach State 3-0
 11/4 W at UC Irvine 3-0
 11/10 L HAWAII..... 3-1
 11/11 L HAWAII..... 3-0
 11/14 L PACIFIC 3-0
 11/17 W CSFULLERTON..... 3-0
 11/18 L SAN DIEGO STATE ... 3-2
 12/2 NCAA First Round
 at Pacific
 L Pacific 3-0

Year-By-Year Scores

1990 (21-8, 12-6)

8/31 W at California..... 3-2
 9/12 W at St. Mary's..... 3-1
 9/15 W TEXAS-ARLINGTON . 3-0
 9/18 W at Pacific 3-2
 9/21 W USF 3-0
 9/22 W FRESNO STATE..... 3-0
 9/25 L UC SANTA BARBARA . 3-2
 9/28 W UTAH STATE..... 3-0
 9/29 W UTAH STATE..... 3-0
 10/2 W SANTA CLARA..... 3-0
 10/5 W at New Mexico 3-2
 10/6 W at New Mexico St. 3-1
 10/8 W at CS Fullerton..... 3-1
 10/12 W LONG BEACH STATE 3-2
 10/14 W UC IRVINE..... 3-2
 10/19 W at Fresno State 3-0
 10/23 L PACIFIC 3-1
 10/25 L at Hawaii 3-0
 10/26 L at Hawaii 3-0
 10/27 W at Chaminade..... 3-0
 10/31 W CAL POLY SLO..... 3-0
 11/1 W NEW MEXICO STATE 3-0
 11/8 L at Long Beach State 3-0
 11/9 W at UC Irvine 3-0
 11/11 W OKLAHOMA 3-0
 11/15 W CS FULLERTON..... 3-0
 11/17 L at UC Santa Barbara 3-0
 11/20 L at Stanford..... 3-0
 12/1 at NCAA First Round
 L Long Beach State 3-0

1991 (12-14, 7-11)

9/6-7 at California Tournament
 W California..... 3-1
 W Oklahoma..... 3-1
 9/14 L at USF 3-2
 9/19 W CS FULLERTON..... 3-1
 9/20 L UC SANTA BARBARA . 3-1
 9/27 L at Pacific 3-0
 9/28 L at Fresno State 3-0
 9/30 W NEW MEXICO ST. 3-1
 10/3-4 at Stanford Tournament (3rd)
 L New Mexico 3-0
 W Notre Dame 3-2
 10/7 L HAWAII..... 3-1
 10/8 L HAWAII..... 3-0
 10/15 W at Santa Clara 3-2
 10/18 L at Long Beach State 3-0
 10/19 W at UC Irvine 3-2
 10/25 L FRESNO STATE..... 3-1
 10/26 L PACIFIC 3-0
 10/29 L STANFORD..... 3-0
 11/1 W at Utah State..... 3-0
 11/2 W at Utah State..... 3-0
 11/9 L at New Mexico St. 3-1
 11/14 W UC IRVINE..... 3-0
 11/16 L LONG BEACH STATE 3-1
 11/19 W ST. MARY'S..... 3-1
 11/22 W at S Fullerton 3-2
 11/23 L UC Santa Barbara 3-0

1992 (14-17, 9-9)

9/4-5 at Dan Gamel Invitational
 L Santa Clara 3-0
 W Fresno State 3-2
 L Pepperdine..... 3-1
 L Arizona 3-1
 9/11-12at UCSB Invitational
 W Morehead State..... 3-0
 W Loyola Marymount.. 3-1
 L Colorado State 3-1
 L UC Santa Barbara 3-0
 9/17 L at Hawaii 3-1
 9/19 L at Hawaii 3-0
 9/26 W at New Mexico St. 3-1
 10/1 L LONG BEACH STATE 3-0
 10/3 W UC IRVINE..... 3-0
 10/6 L at Cal Poly SLO 3-1
 10/9 L CS NORTHRIDGE 3-0
 10/10 W NEW MEXICO STATE 3-1
 10/14 L PACIFIC 3-1
 10/17 W NEVADA..... 3-1
 10/20 W CALIFORNIA..... 3-2
 10/23 L at UC Santa Barbara 3-0
 10/24 W at CS Fullerton..... 3-0
 10/30 L at UC Irvine 3-2
 10/31 L at Long Beach State 3-0
 11/5 W CS FULLERTON..... 3-0
 11/7 L UC SANTA BARBARA . 3-0
 11/10 W CAL POLY SLO..... 3-0
 11/13 W at Nevada..... 3-1
 11/14 L at Pacific 3-0
 11/20 W UTAH STATE..... 3-0
 11/21 W UTAH STATE..... 3-1
 11/24 L at Stanford..... 3-0



1993 Season Information

1993 SAN JOSÉ STATE VOLLEYBALL ROSTER

NO	NAME	POS	HT	YR	HOMETOWN/LAST SCHOOL
1	Pam Hope	S	5-10	SR	Glendale, Ariz./San Diego State
2	Crista Koch	OH	5-11	SO	Milpitas, Calif./Milpitas HS
3	Rebecca Huffman	OH	5-8	JR	San Jose, Calif./DeAnza College
4	Tanya Hart	OH	5-8	JR	Redwood City, Calif./Woodside HS
5	Shane Donnellon	OH	5-10	JR	Santa Barbara, Calif./Santa Barbara HS
6	Lesley Locke	MB	6-5	FR	Santa Barbara, Calif./Dos Pueblos HS
7	Kami Schmedding	MB/OH	6-0	SO	Solana Beach, Calif./Torrey Pines HS
8	Melizza Benitez	S	5-8	SO	Orange, Calif./El Modena HS
9	Erin Ginney	OH	5-10	SR	Tahoe City, Calif./North Tahoe HS
10	Rebecca Shubin	OH	5-10	JR	Rowland Heights, Calif./Rowland Heights HS
12	Paola Paz-Soldan	OH	6-1	JR	Lima, Peru/Fresno State
13	Cristin Rossman	MB	6-0	JR	Huntington Beach, Calif./Marina HS
14	Tricia Rossman	S	5-8	FR	Huntington Beach, Calif./Marina HS
16	Sue Choe	OH	5-11	FR	Union City, Calif./James Logan HS

HEAD COACH: Craig Choate (1st season)

ASSISTANT COACH: Ted Gilkey

1993 Final Statistics

Player	MP	S	K	K/S	E	TA	Pct	A	SA	SE	RE	DIG	D/S	BS	BA	TB	B/S	BE	BHE	PTS
Erin Ginney	29	102	400	3.92	194	1092	.189	9	30	54	53	263	2.58	7	56	63	0.62	9	4	465.0
Crista Koch	26	88	370	4.20	115	999	.255	28	29	45	30	280	3.18	16	47	63	0.72	18	2	438.5
Tanya Hart	29	101	312	3.09	111	709	.283	9	14	35	2	170	1.68	22	104	126	1.25	39	7	400.0
Shane Donnellon	29	100	189	1.89	106	533	.156	31	21	47	31	252	2.52	2	35	37	0.37	8	7	229.5
Cristin Rossman	15	46	76	1.65	27	165	.297	6	31	43	3	63	1.37	8	48	56	1.22	11	0	139.0
Kami Schmedding	18	52	65	1.25	21	156	.282	7	12	29	4	91	1.75	5	41	46	0.88	11	5	102.5
Pam Hope	29	93	53	0.57	16	124	.298	1109	19	24	2	181	1.95	4	71	75	0.81	7	48	111.5
Rebecca Shubin	19	49	23	0.47	13	81	.123	6	12	20	7	63	1.29	1	8	9	0.18	5	5	40.0
Sue Choe	23	64	12	0.19	12	41	.000	1	17	31	6	67	1.05	0	9	9	0.14	3	1	33.5
Rebecca Huffman	23	32	3	0.09	1	9	.222	1	0	3	4	32	1.00	0	1	1	0.03	0	0	3.5
Melizza Benitez	21	46	1	0.02	1	4	.000	116	10	8	1	31	0.67	2	7	9	0.20	4	4	16.5
Lesley Locke	1	1	0	0.00	0	0	.000	0	0	0	0	0	0.00	0	0	0	0.00	0	0	0.0
SJSU Totals	29	102	1504	14.75	617	3913	.227	1323	195	339	151	1493	14.64	67	427	280.5	2.75	115	83	1979.5
Opp Totals	29	102	1467	14.38	695	3889	.199	1244	151	256	195	1638	16.06	53	437	271.5	2.66	93	59	1889.5

1993 Final Results (16-13, 9-9 WAC)

9/3-4	at Dan Gamel Invitational (1st)	10/2	L	at UC Irvine	3-1
W	Texas A&M	10/7	L	UC SANTA BARBARA	3-0
W	Fresno State	10/9	W	CAL STATE FULLERTON	3-0
W	Cal State Fullerton	10/15	L	at Pacific	3-0
W	Cal Poly SLO	10/16	W	at Nevada	3-0
9/10-11	at UCSB Invitational	10/23	W	at New Mexico State	3-0
L	Santa Clara	10/28	W	UC IRVINE	3-0
L	USC	10/31	L	LONG BEACH STATE	3-0
L	Fresno State	11/2	W	CAL POLY SLO	3-1
9/14	W HAWAII	11/6	L	at UC Santa Barbara	3-1
9/15	L HAWAII	11/10	W	at USF	3-2
9/17	L at Utah State	11/15	L	PACIFIC	3-0
9/18	W at Utah State	11/19	W	at Cal State Fullerton	3-0
9/25	W NEW MEXICO STATE	11/20	W	at Cal State Northridge	3-0
9/28	L at Stanford	11/23	W	NEVADA	3-1
10/1	L at Long Beach State				

1994 Season Information

1994 SAN JOSÉ STATE VOLLEYBALL ROSTER

NO	NAME	POS	HT	YR	HOMETOWN/LAST SCHOOL
2	Paola Paz-Soldan	OH	6-1	JR	Lima, Peru/Fresno State
4	Tanya Hart	MB	5-8	SR	Redwood City, Calif./Woodside HS
5	Shane Donnellon	OH	5-10	SR	Santa Barbara, Calif./Santa Barbara HS
7	Kami Schmedding	MB/OH	6-0	JR	Solana Beach, Calif./Torrey Pines HS
8	Trisha Moore	S	5-9	FR	San Jose, Calif./Leland HS
9	Melizza Benitez	S	5-8	JR	Orange, Calif./El Modena HS
10	Brenda Irby	OH	5-9	SR	Las Vegas, Nev./Fresno State
11	Tammy Kotnik	OH	5-10	SO	San Diego, Calif./Mesa JC
13	Cristin Rossman	MB	6-0	SR	Huntington Beach, Calif./Marina HS
15	Jill Burningham	MB	6-1	FR	Chula Vista, Calif./Bonita Vista HS

HEAD COACH: Craig Choate (2nd season)

ASSISTANT COACHES: Rich Cortez & Ted Gilkey

1994 Final Statistics

Player	MP	S	K	K/S	E	TA	Pct	A	SA	SE	RE	DIG	D/S	BS	BA	TB	B/S	BE	BHE	PTS
Paola Paz-Soldan	32	104	526	5.06	242	1159	.245	7	14	21	22	228	2.19	7	33	40	0.38	3	5	563.5
Cristin Rossman	35	121	427	3.53	154	845	.323	18	67	131	9	199	1.64	28	117	145	1.20	28	14	580.5
Tanya Hart	34	116	344	2.97	113	772	.299	18	27	26	4	190	1.64	23	95	118	1.02	33	13	441.5
Brenda Irby	35	122	239	1.96	137	661	.154	13	31	43	20	260	2.13	4	27	31	0.25	6	5	287.5
Kami Schmedding	35	119	221	1.86	110	643	.173	9	23	59	23	168	1.41	12	37	49	0.41	3	2	274.5
Shane Donnellon	35	122	160	1.31	115	501	.090	63	58	62	43	312	2.56	6	54	60	0.49	20	8	251.0
Melizza Benitez	35	115	70	0.61	14	152	.368	1563	15	38	2	227	1.97	6	87	93	0.81	14	71	134.5
Jennifer Gross	5	15	12	11	41	.024	0.80	1	3	6	4	20	1.33	1	1	2	0.13	1	0	16.5
Tammy Kotnik	11	18	2	0.11	0	4	.500	1	3	5	0	4	0.22	1	0	1	0.06	0	0	6.0
Trisha Moore	14	17	2	0.12	1	5	.200	85	0	4	0	9	0.53	0	1	1	0.06	0	2	2.5
Team totals	35	122	2003	16.42	897	4783	.231	1778	24	395	127	1617	13.25	88	452	314.0	2.57	108	120	2558.0
Opp totals	35	122	1592	13.05	800	4443	.178	1409	127	270	241	1554	12.74	61	604	363.0	2.98	92	822	2082.0

1994 Final Results (23-13, 10-8 WAC)

9/2-3	at Pacific Tournament	10/28	W	NEVADA	3-0
9/2	W Pepperdine	10/29	L	NEW MEXICO STATE	3-0
9/3	L Arizona	11/1	L	at California	3-2
9/9	at Utah Classic	11/4	L	at UC Santa Barbara	3-1
9/9	W Montana State	11/5	W	at Cal State Fullerton	3-0
9/9	L Utah	11/8	W	at Saint Mary's	3-0
9/10	W at BYU	11/11	L	LONG BEACH STATE	3-1
9/13	L at Pacific	11/12	W	UC IRVINE	3-0
9/20	W at Santa Clara	11/16	W	USF	3-0
9/23	W UTAH STATE	11/18	W	SACRAMENTO STATE	3-1
9/24	W UTAH STATE	11/19	W	PACIFIC	3-0
9/29	W at New Mexico State	11/26	W	at Cal Poly SLO	3-0
10/1	W at Nevada	at National Invitational Volleyball Championships (2nd)			
10/7	W CAL STATE FULLERTON	12/2	W	American	3-1
10/8	L UC SANTA BARBARA	12/2	W	Illinois State	3-0
10/14	W at UC Irvine	12/3	W	Missouri	3-1
10/15	L at Long Beach State	12/3	W	South Florida	3-1
10/21	L at Hawaii	12/4	W	San Diego - Semifinals	3-2
10/22	L at Hawaii	12/4	L	Cal St. Northridge-Championships	3-1



1995 SAN JOSÉ STATE VOLLEYBALL ROSTER

NO	NAME	POS	HT	YR	HOMETOWN/LAST SCHOOL
1	Brooke Jones	MB	6-1	JR	Moapa, Nev./Utah Valley State College
2	Paola Paz-Soldan	OH	6-1	SR	Lima, Peru/Fresno State U.
4	Brigette Clark	MB	6-0	JR	Christchurch, New Zealand/Canterbury U.
5	Sara Nelson	S	5-5	FR	Harbor City, Calif./Bishop Montgomery HS
6	Melissa Myers	OH/MB	6-2	FR	Stockton, Calif./Bear Creek HS
7	Kami Schmedding	MB/OH	6-0	SR	Solana Beach, Calif./Torrey Pines HS
8	Millie Swartzell	MB	6-0	JR	Livermore, Calif./Chabot JC
9	Melizza Benitez	S	5-8	SR	Orange, Calif./El Modena HS
12	Angie Sylvas	MB	6-0	FR	Las Vegas, Nev./Cimarron-Memorial HS
13	Rachel Wulff	S/OH	5-9	FR	Bakersfield, Calif./Bakersfield HS
15	Jill Burningham	MB	6-1	FR	Chula Vista, Calif./Bonita Vista HS

HEAD COACH: Craig Choate (3rd season)
ASSISTANT COACH: Rich Cortez
UNDERGRADUATE ASSISTANT: Tanya Hart

1995 Final Results (14-17, 6-12 Big West)				
		10/4	L	HAWAI'I.....3-0
9/1-2	at USF PowerBar Collegiate Invitational (1st)	10/6	W	at Cal State Fullerton.....3-1
	W Cal State Northridge.....	10/7	L	at UC Santa Barbara.....3-0
	W Idaho.....	10/13	W	UC IRVINE.....3-1
	W Eastern Michigan.....	10/14	L	LONG BEACH STATE.....3-2
	W San Francisco.....	10/17	W	PACIFIC.....3-1
9/8-9	at UCSB Paul Mitchell Collegiate Classic	10/20	W	CAL POLY SLO.....3-0
	W Hofstra.....	10/21	W	CAL STATE NORTHRIDGE.....3-1
	L Michigan State.....	10/26	W	at Nevada.....3-0
	L Southern Florida.....	10/28	L	at New Mexico State.....3-0
	W Massachusetts.....	10/31	L	at Cal State Sacramento.....3-0
9/14	L HAWAI'I.....	11/3	L	UC SANTA BARBARA.....3-1
9/19	L CALIFORNIA.....	11/4	L	CAL STATE FULLERTON.....3-1
9/22	W at Utah State.....	11/10	L	at Long Beach State.....3-0
9/23	W at Utah State.....	11/11	L	at UC Irvine.....3-1
9/29	L NEW MEXICO STATE.....	11/14	L	SANTA CLARA.....3-0
9/30	L NEVADA.....	11/18	L	at Pacific.....3-1

1995 Final Statistics

Player	MP	S	K	K/S	E	TA	Pct	A	SA	SE	RE	DIG	D/S	BS	BA	TB	B/S	BE	BHE	PTS
Paola Paz-Soldan	24	88	465	5.28	211	1066	.238	19	32	47	27	244	2.77	6	35	41	0.47	4	3	520.5
Angie Sylvas	30	110	410	3.73	219	1157	.165	36	29	65	52	257	2.34	4	33	37	0.34	9	6	459.5
Kami Schmedding	30	111	317	2.86	123	862	.225	21	38	39	35	171	1.54	11	80	91	0.82	8	9	406.0
Melissa Myers	31	109	172	1.58	77	397	.239	3	22	51	1	78	0.72	12	103	115	1.06	10	7	257.5
Rachel Wulff	31	112	156	1.39	90	456	.145	55	27	8	29	259	2.31	2	32	34	0.30	15	6	201.0
Brooke Jones	30	101	149	1.48	65	368	.228	12	56	81	8	124	1.23	14	73	87	0.86	13	8	255.5
Melizza Benitez	30	111	80	0.72	22	221	.262	1384	28	43	1	227	2.05	5	75	80	0.72	17	6	150.5
Jill Burningham	6	6	5	0.83	2	11	.273	0	0	1	0	3	0.50	0	1	1	0.17	0	1	5.5
Bridget Clark	5	6	4	0.67	0	6	.667	1	0	0	1	0	3	0.50	0	1	1	0.17	0	4.5
Sara Nelson	14	37	4	0.11	5	14	-.071	41	1	7	2	40	1.08	0	2	2	0.05	0	3	6.0
Millie Swartzell	3	3	0	0.00	0	0	.000	0	0	1	0	2	0.67	0	0	0	0.00	0	0	0.0
Team totals	35	115	1762	15.32	814	4558	.208	1572	233	394	167	1408	12.24	54	435	271.5	2.36	76	104	2266.5
Opp totals	31	115	1632	14.19	723	4273	.213	1461	167	269	243	1505	13.09	39	505	291.5	2.53	76	97	2090.5



1996 SAN JOSÉ STATE VOLLEYBALL ROSTER

NO	NAME	POS	HT	YR	HOMETOWN/LAST SCHOOL
1	Brooke Jones	MB	6-1	SR	Moapa, Nev./Utah Valley State College
2	Holly Froloff	OH	5-10	JR	San Jose, Calif./Univ. of San Francisco
4	Bridget Clark	MB	6-0	SR	Christchurch, New Zealand/Canterbury U.
6	Melissa Myers	OH/MB	6-2	SO	Stockton, Calif./Bear Creek HS
8	Michelle Sarkees	S	5-9	FR	Laguna Niguel, Calif./Santa Margarita HS
9	Natalie Jilka	MB	5-11	JR	Santa Cruz, Calif./Cabrillo College
10	Sara Nelson	S	5-5	SO	Harbor City, Calif./Bishop Montgomery HS
15	Jill Burningham	OH	6-1	SO	Chula Vista, Calif./Bonita Vista HS
17	Darcy Walker	OH	5-10	FR	Mountain View, Wyo./Mountain View HS
22	Angie Sylvas	OH	6-0	SO	Las Vegas, Nev./Cimarron-Memorial HS

HEAD COACH: Craig Choate (4th season)

ASSISTANT COACH: Gary Mano

GRADUATE ASSISTANT: Tanya Hart

1996 Final Results (10-20, 5-11 WAC)

8/30-31	at UOP/NIKE Tournament	10/5	L	Colorado State.....	3-0
8/30	L Sacramento State.....	3-0	10/11	W UNLV.....	3-1
8/31	L Pacific.....	3-0	10/12	W AIR FORCE.....	3-0
8/31	L Oklahoma.....	3-0	10/17	L at Texas-El Paso.....	3-1
9/6-7	at PowerBar Invitational	10/19	L	FRESNO STATE.....	3-0
9/6	W Tennessee.....	3-2	10/25	L at San Diego State.....	3-1
9/6	W Hofstra.....	3-1	10/29	W at Saint Mary's.....	3-0
9/7	W Creighton.....	3-1	11/1	L COLORADO STATE.....	3-1
9/7	L Cal Poly SLO.....	3-1	11/2	W WYOMING.....	3-2
9/12	W PROVIDENCE.....	3-1	11/7	W at Air Force.....	3-0
9/13-14	at Oak Tree Mazda Challenge	11/9	W	at UNLV.....	3-0
9/13	L USC.....	3-0	11/12	L SAINT MARY'S.....	3-1
9/14	L Santa Clara.....	3-0	11/14	L at Fresno State.....	3-1
9/21	L at Hawaii.....	3-0	11/22	L HAWAI'I.....	3-0
9/27	L TEXAS-EL PASO.....	3-1	11/23	L SAN DIEGO STATE.....	3-1
9/28	L NEW MEXICO.....	3-1	11/26	at WAC Tournament, Las Vegas, Nev.	
10/4	L Wyoming.....	3-0		Fresno State.....	3-0

1996 Final Statistics

PLAYER	M	G	K	E	TA	PCT	KPG	AST	APG	SA	SE	RE	DIG	DPG	BS	BA	TB	BPG	BE	BHE
Brooke Jones	30	106	304	87	626	.347	2.87	22	0.21	41	85	0	213	2.01	14	62	76	0.72	24	13
WAC Games	16	57	175	54	362	.334	3.07	11	0.19	28	53	0	110	1.93	7	41	48	0.84	9	6
Sarah Nelson	27	82	2	0	6	.333	0.02	16	0.20	8	20	4	104	1.27	0	0	0	0.00	0	2
WAC Games	16	54	1	0	5	.200	0.02	8	0.15	5	14	1	73	1.35	0	0	0	0.00	0	0
Melissa Myers	28	99	272	105	582	.287	2.75	9	0.09	25	51	1	77	0.08	31	81	112	1.13	13	11
WAC Games	14	49	118	41	239	.322	2.41	2	0.04	8	23	0	16	0.33	12	32	44	0.90	10	6
Michelle Sarkees	30	107	65	19	173	.266	0.61	1196	11.18	43	67	1	145	1.36	2	27	29	0.27	10	34
WAC Games	16	57	33	12	95	.221	0.58	630	11.05	19	33	1	65	1.14	1	15	16	0.28	5	22
Holly Froloff	29	104	303	135	908	.185	2.91	33	0.32	21	34	49	286	2.75	2	34	36	0.35	8	2
WAC Games	16	57	158	73	473	.180	2.77	20	0.35	13	19	28	141	2.47	1	24	25	0.44	3	1
Angie Sylvas	30	107	365	202	1075	.152	3.41	43	0.40	32	37	47	223	2.08	3	34	37	0.35	13	10
WAC Games	16	57	164	95	472	.143	2.88	27	0.47	11	20	23	97	1.70	2	19	21	0.37	3	5
Darcy Walker	29	104	220	141	643	.123	2.12	37	0.36	29	79	74	209	2.01	1	43	44	0.42	5	5
WAC Games	15	54	146	89	396	.144	2.70	14	0.26	18	44	36	95	1.76	0	15	15	0.28	2	2
Bridget Clark	22	51	20	13	68	.103	0.39	3	0.06	3	9	5	26	0.51	2	15	17	0.33	2	1
WAC Games	11	27	13	7	40	.150	0.48	0	0.00	1	4	2	7	0.26	0	11	11	0.41	0	1
Jill Burningham	11	22	9	8	27	.037	0.41	3	0.14	3	1	1	14	0.64	0	5	5	0.23	0	1
WAC Games	9	18	5	2	13	.231	0.28	3	0.17	3	1	1	10	0.56	0	3	3	0.17	0	1
Natalie Jilka	11	20	1	2	8	-.125	0.05	2	0.10	1	1	2	13	0.68	0	2	2	0.10	0	0
WAC Games	4	5	1	1	3	.000	0.20	0	0.00	1	1	2	0	0.00	0	2	2	0.04	0	0
Team RE													8							
WAC Games													7							
SJSU Totals	30	107	1561	712	4116	.206	14.59	1364	12.75	206	384	192	1310	12.24	55	303	207	1.93	75	79
WAC Games	16	57	814	374	2098	.210	14.28	715	12.54	107	212	101	614	10.77	23	162	104	1.82	32	44
Opponents	30	107	1638	640	3971	.251	15.31	1445	13.50	192	286	206	1423	12.24	71	377	260	2.43	93	89
WAC Games	16	57	862	332	2032	.261	15.12	765	13.42	101	162	107	679	11.91	31	215	139	2.43	39	50



1997 SAN JOSÉ STATE VOLLEYBALL ROSTER

NO	NAME	POS	HT	YR	HOMETOWN/LAST SCHOOL
1	Millie Swartzell	MB	5-11	SR	Livermore, Calif./Chabot JC
2	Holly Froloff	OH	5-10	SR	San Jose, Calif./Univ. of San Francisco
3	Keri Yano	OH	5-7	SO	San Jose, Calif./Wilcox HS
5	Tanya Kamau	OH	6-0	JR	Hilo, Hawai'i/South Mountain CC
6	Melissa Myers	MB	6-2	JR	Stockton, Calif./Bear Creek HS
7	Amy Doyle	OH	5-11	JR	Stockton, Calif./San Joaquin Delta College
8	Michelle Sarkees	S	5-9	SO	Laguna Niguel, Calif./Santa Margarita HS
10	Nicole Hintz	OH	5-9	JR	Stockton, Calif./Cal State Bakersfield
12	Gina Troxell	OH	5-10	FR	Stockton, Calif./Linden HS
13	Joslynn Gallop	MB	6-1	FR	Roseburg, Ore./Roseburg HS
14	Alana Bailey	OH	5-7	SO	Santa Rosa, Calif./Santa Rosa JC
15	Jill Burningham	OH	6-1	JR	Chula Vista, Calif./Bonita Vista HS
17	Darcy Walker	OH	5-10	SO	Mountain View, Wyo./Mountain View HS
30	Sina Tautolo	MB	5-11	JR	Honolulu, Hawai'i/South Mountain CC

HEAD COACH: Craig Choate (5th season)

ASSISTANT COACHES: Gary Mano, Tanya Hart

1997 Final Results (17-14, 7-7 WAC)

9/2	L	at San Diego State.....	3-2	10/9	W	at Rice.....	3-0
9/5-6		at PowerBar Invitational		10/11	W	at Tulsa.....	3-1
9/5	W	St. John's.....	3-1	10/14	W	at Saint Mary's.....	3-0
9/6	W	Morgan State.....	3-0	10/16	L	at Fresno State.....	3-0
9/6	L	Wisc.-Milwaukee.....	3-0	10/18	L	COLORADO STATE.....	3-0
9/12-13		at Portland Invitational		10/23	L	SAN DIEGO STATE.....	3-1
9/12	L	Portland.....	3-1	10/25	L	HAWAII'.....	3-1
9/13	W	Nevada.....	3-0	10/31	W	at SMU.....	3-1
9/13	W	Ala.-Birmingham.....	3-0	11/1	L	at TCU.....	3-2
9/19-20		at USF-St. Mary's Invitational		11/4	W	SAINT MARY'S.....	3-1
9/19	W	Yale.....	3-0	11/6	W	TULSA.....	3-0
9/20	L	Boise State.....	3-1	11/8	W	RICE.....	3-2
9/20	W	GONZAGA.....	3-0	11/13	L	FRESNO STATE.....	3-1
9/26	L	at Hawai'i.....	3-0	11/19	W	USF.....	3-0
10/3	W	TCU.....	3-1	11/22	L	at Colorado State.....	3-0
10/4	W	SMU.....	3-2	11/24-25		at WAC Tournament, Las Vegas, Nev.	
10/7	L	at Santa Clara.....	3-0	11/24	W	New Mexico.....	3-0
				11/25	L	BYU.....	3-0

1997 Final Statistics

PLAYER	M	G	K	E	TA	PCT	KPG	AST	APG	SA	SE	RE	DIG	DPG	BS	BA	TB	BPG	BE	BHE
Michelle Sarkees	31	110	101	24	262	.294	0.92	1354	12.31	35	39	2	225	2.05	3	38	41	0.37	9	36
WAC Games	14	55	50	16	128	.266	0.91	672	12.22	18	18	1	123	2.24	1	23	24	0.44	5	17
Melissa Myers	31	97	228	87	498	.283	2.35	9	0.09	26	23	0	63	0.65	10	75	85	0.88	4	8
WAC Games	14	51	116	52	273	.234	2.27	4	0.08	12	9	0	27	0.53	7	40	47	0.92	2	3
Joslynn Gallop	31	107	310	111	716	.278	2.90	15	0.14	15	42	2	192	1.79	16	78	94	0.88	10	13
WAC Games	14	54	156	49	345	.310	2.89	10	0.19	7	23	1	67	1.24	7	43	50	0.93	3	8
Millie Swartzell	5	6	11	6	20	.250	1.83	0	0.00	0	2	0	2	0.33	1	5	6	1.00	0	0
WAC Games	0	0	0	0	0	.000	0.00	0	0.00	0	0	0	0	0.00	0	0	0	0.00	0	0
Tanya Kamau	31	110	248	95	671	.228	2.25	59	0.54	28	34	30	248	2.25	8	78	86	0.78	13	15
WAC Games	14	55	105	44	287	.213	1.91	45	0.82	13	18	14	109	1.98	1	45	46	0.84	7	10
Holly Froloff	31	110	411	177	1200	.195	3.74	50	0.45	26	29	47	383	3.48	8	38	46	0.42	3	6
WAC Games	14	56	225	94	657	.199	4.02	33	0.59	13	14	22	203	3.63	3	22	25	0.45	0	0
Nicole Hintz	30	101	265	130	699	.193	2.62	15	0.15	16	50	15	251	2.49	2	16	18	0.18	2	1
WAC Games	14	56	172	82	442	.204	3.07	11	0.20	11	31	11	167	2.98	0	9	9	0.16	0	0
Sina Tautolo	27	63	68	37	162	.191	1.08	13	0.21	5	9	2	62	0.98	4	23	27	0.43	5	3
WAC Games	12	34	46	25	105	.200	1.35	13	0.38	3	4	2	39	1.15	3	16	19	0.56	3	1
Darcy Walker	29	78	124	99	412	.061	1.59	13	0.17	24	24	19	146	1.87	1	19	20	0.26	3	4
WAC Games	12	29	37	32	134	.037	1.28	6	0.21	8	8	5	48	1.66	0	9	9	0.31	0	1
Alana Bailey	15	31	1	1	4	.000	0.03	4	0.13	0	0	2	25	0.81	0	0	0	0.00	0	0
WAC Games	4	6	0	0	0	.000	0.00	1	0.17	0	0	1	8	1.33	0	0	0	0.00	0	0
Amy Doyle	17	44	3	4	13	-.077	0.07	34	0.77	1	1	3	53	1.20	1	0	1	0.02	0	3
WAC Games	10	30	3	4	11	-.091	0.10	24	0.80	0	0	1	44	1.47	1	0	1	0.03	0	2
Keri Yano	14	35	0	1	5	-.200	0.00	4	0.11	2	2	0	43	1.23	0	0	0	0.00	0	0
WAC Games	7	20	0	0	3	.000	0.00	3	0.15	0	1	0	24	1.20	0	0	0	0.00	0	0
Jill Burningham	19	25	0	1	2	-.500	0.00	1	0.04	0	0	1	3	0.12	0	2	2	0.08	0	0
WAC Games	12	17	0	0	0	.000	0.00	0	0.00	0	0	0	0	0.00	0	2	2	0.12	0	0
Team RE												10								
WAC Games												5								
SJSU Totals	31	111	1770	773	4664	.214	15.95	1571	14.14	178	255	133	1696	15.28	54	372	240	2.16	49	89
WAC Games	14	56	910	389	2385	.215	16.25	822	14.68	85	126	63	859	15.34	23	209	128	2.28	20	42
Opponents	31	111	1745	726	4479	.228	15.72	1563	14.08	133	283	178	1683	15.16	88	524	350	3.15	46	91
WAC Games	14	56	932	390	2325	.233	16.64	852	15.21	63	140	85	893	15.95	41	263	173	3.08	19	33



1998 SAN JOSÉ STATE VOLLEYBALL ROSTER

NO	NAME	POS	HT	YR	HOMETOWN/LAST SCHOOL
1	Brianna Blair	OH	5-10	FR	Tempe, Ariz./Marcos de Niza HS
4	Rachel Johnson	S	5-7	FR	Prince George, B.C., Canada/Duchess Park
5	Tanya Kamau	OH	5-10	SR	Hilo, Hawai'i/South Mountain CC
6	Melissa Myers	MB	6-2	SR	Stockton, Calif./Bear Creek HS
8	Michelle Sarkees	S	5-8	JR	Laguna Niguel, Calif./Santa Margarita HS
10	Nicole Hintz	OH	5-8	SR	Stockton, Calif./Cal State Bakersfield
11	Savannah Smith	S	5-8	FR	Salem, Ore./Sprague HS
12	Gina Troxell	OH	5-10	FR	Stockton, Calif./Linden HS
13	Joslynn Gallop	MB	6-1	SO	Roseburg, Ore./Roseburg HS
15	Jill Burningham	OH	6-0	SR	Chula Vista, Calif./Bonita Vista HS
17	Darcy Walker	OH	5-10	JR	Mountain View, Wyo./Mountain View HS
23	Andrea Fernandez	DS	5-7	JR	San Jose, Calif./DeAnza College

HEAD COACH: Craig Choate (6th season)

ASSISTANT COACHES: Gary Mano, Holly Froloff

1998 Final Results (21-12, 7-7 WAC)

9/1	W	SANTA CLARA3-1	10/10	W	at New Mexico3-1
9/4-5		Danka Invitational		10/16	L	BYU3-0
9/4	W	Houston3-0	10/17	L	UTAH3-0
9/5	L	Nevada3-1	10/22	L	at Hawai'i3-0
9/5	W	Texas-San Antonio3-1	10/25	W	at San Diego State3-1
9/11-12		Holiday Inn Classic (Bozeman, Mont.)		10/28	W	SAINT MARY'S3-1
9/11	W	Sam Houston State3-1	10/30	W	at Fresno State3-1
9/12	W	Syracuse3-0	11/6	L	NEW MEXICO3-2
9/12	L	Montana State3-2	11/7	W	UTEP3-0
9/16	W	at USF3-1	11/13	L	at Utah3-0
9/18-19		SJSU-SMC TOURNAMENT		11/14	L	at BYU3-0
9/18	W	UC IRVINE3-0	11/20	L	HAWAI'I3-0
9/18	L	CAL POLY3-1	11/21	W	SAN DIEGO STATE3-0
9/19	W	CS FULLERTON3-1	11/24-27		WAC Tournament (Las Vegas, Nev.)	
9/23	W	USF3-0	11/24	W	SMU3-0
9/26	W	YALE3-2	11/25	W	Colorado State3-2
10/3	W	FRESNO STATE3-0	11/27	L	Hawai'i (semifinals)3-0
10/7	W	Saint Mary's3-0	12/4		NCAA Tournament (Champaign, Ill.)	
10/9	W	at UTEP3-0	12/4	L	Colorado3-0

1998 Final Statistics

PLAYER	MP	GP	K	E	ATT	PCT	AST	SA	SE	RE	DIGS	BS	BS	TB	BE	BHE
Melissa Myers	33	117	374	145	794	.288	10	57	33	0	77	22	111	133	7	5
WAC Games	14	46	119	57	267	.232	3	23	12	0	29	5	39	44	2	1
Tanya Kamau	32	112	125	43	294	.279	90	22	32	37	276	7	110	117	7	9
WAC Games	14	47	63	16	138	.341	48	9	15	20	135	0	47	47	3	3
Joslynn Gallop	33	116	421	146	1021	.269	24	18	27	4	241	18	106	124	17	4
WAC Games	14	47	153	55	388	.253	9	9	7	2	86	7	31	38	5	0
Jill Burningham	28	62	39	18	89	.236	10	3	2	0	24	4	26	30	1	5
WAC Games	13	23	14	8	37	.162	0	0	2	0	9	2	10	12	1	1
Nicole Hintz	33	107	264	130	712	.188	17	7	24	33	221	2	24	26	2	2
WAC Games	14	46	130	67	372	.169	6	4	6	18	83	2	8	10	1	0
Darcy Walker	33	112	428	220	1238	.168	26	42	55	57	365	2	27	29	12	0
WAC Games	14	45	163	88	474	.158	12	17	20	22	142	0	13	13	6	0
Michelle Sarkees	33	118	64	30	206	.165	1527	20	40	0	290	3	42	45	9	24
WAC Games	14	47	27	12	82	.186	556	6	19	0	108	3	10	13	1	10
Brianna Blair	28	76	207	115	631	.146	7	17	48	18	135	12	28	40	7	2
WAC Games	10	23	43	30	158	.082	1	3	6	8	26	2	1	3	1	0
Andrea Fernandez	20	38	0	0	3	.000	1	0	3	3	25	0	0	0	0	0
WAC Games	11	25	0	0	2	.000	0	0	3	3	8	0	0	0	0	0
Savannah Smith	31	96	3	4	18	-.056	33	0	1	7	171	0	0	0	1	4
WAC Games	14	46	1	3	8	-.250	11	0	0	2	73	0	0	0	0	0
Gina Troxell	17	31	2	4	9	-.222	3	1	1	5	27	0	0	0	0	0
WAC Games	5	7	0	2	3	-.667	0	0	0	0	0	0	0	0	0	0
Team RE										11						
WAC Games										3						
SJSU Totals	33	118	1927	855	5015	.214	1748	187	266	175	1852	70	474	307	63	55
WAC Games	14	47	713	338	1929	.194	646	71	90	78	699	21	159	101	20	15
Opponents	33	118	1756	837	4864	.189	1596	175	268	187	1840	67	581	358	45	76
WAC Games	14	47	730	306	1886	.225	666	78	114	71	745	27	253	154	23	33



1999 SAN JOSÉ STATE VOLLEYBALL ROSTER

NO	NAME	POS	HT	YR	HOMETOWN/LAST SCHOOL
1	Brianna Blair	OH	5-10	SO	Tempe, Ariz./Marcos de Niza HS
2	December Dodson	OH	5-10	FR	San Leandro, Calif./San Leandro HS
3	Elizabeth Yost	MB	6-2	FR	Phoenix, Ariz./Xavier College Prep
4	Jeanine Haldi	OH	5-8	FR	Tracy, Calif./Merrill F. West HS
5	Stephanie Pascucci	MB	5-11	FR	Cerritos, Calif./Gahr HS
6	Katherine Powers	MB	5-11	FR	Phoenix, Ariz./Washington HS
7	Christina Lukens	OH	5-10	FR	San Diego, Calif./Mt. Carmel HS
8	Michelle Sarkees	S	5-8	SR	Laguna Niguel, Calif./Santa Margarita HS
9	Michelle Brazil	DS	5-6	FR	Albany, Calif./Albany HS
11	Savannah Smith	S	5-8	SO	Salem, Ore./Sprague HS
12	Gina Troxell	OH	5-10	SO	Stockton, Calif./Linden HS
13	Joslynn Gallop	MB	6-1	JR	Roseburg, Ore./Roseburg HS
15	Bethany Fowles	S	6-0	FR	Hollister, Calif./San Benito HS
17	Darcy Walker	OH	5-10	SR	Mountain View, Wyo./Mountain View HS
23	Andrea Fernandez	DS	5-7	SR	San Jose, Calif./DeAnza College

HEAD COACH: Craig Choate (7th season)

ASSISTANT COACH: Gary Mano

1999 Final Results (25-6, 11-3 WAC)

9/1	W	at Santa Clara	3-0	10/2	W	*at UTEP	3-1
9/3-4		Washington State Tournament		10/5	W	SAN FRANCISCO	3-0
9/3	W	Boise State	3-1	10/9	W	*FRESNO STATE	3-0
9/3	W	Gonzaga	3-0	10/15	W	*TULSA	3-0
9/4	W	Creighton	3-1	10/16	W	*RICE	3-0
9/4	L	Washington State	3-1	10/19	L	CALIFORNIA	3-0
9/10-11		San Diego Tournament		10/22	W	*at TCU	3-0
9/10	W	Portland State	3-0	10/23	L	*at SMU	3-2
9/11	W	Utah State	3-0	10/29	L	*HAWAII	3-1
9/11	W	San Diego	3-1	10/30	W	*UTEP	3-0
9/17-18		Northwestern Tournament		11/5	W	*at Fresno State	3-2
9/17	W	Northwestern	3-0	11/11	W	*at Rice	3-0
9/17	W	Oklahoma	3-0	11/13	W	*at Tulsa	3-0
9/18	W	LSU	3-2	11/16	L	*at Saint Mary's	3-0
9/18	W	West Virginia	3-0	11/19	W	*SMU	3-1
9/24	W	SAINT MARY'S	3-0	11/20	W	*TCU	3-0
9/25	W	at San Francisco	3-1	11/23	L	*at Hawaii	3-1

1999 Final Statistics

Player	MP	G	K	K/G	E	TA	Pct	A	SA	SE	RE	DIG	D/G	BS	BA	TB	B/G	BE	BHE
Joslynn Gallop	31	108	605	5.60	146	1201	.382	24	42	39	19	291	2.69	13	95	108	1.00	14	3
WAC Matches	14	50	312	6.24	78	612	.382	18	17	21	11	158	3.16	5	40	45	0.90	5	1
Stephanie Pascucci	31	108	304	2.81	95	696	.300	10	35	49	2	83	0.77	8	73	81	0.75	13	3
WAC Matches	14	50	155	3.10	49	361	.294	4	10	23	1	39	0.78	4	33	37	0.74	5	1
Michelle Sarkees	31	108	61	0.56	16	150	.300	1405	24	32	3	218	2.02	1	38	39	0.36	9	13
WAC Matches	14	50	30	0.60	8	75	.293	700	8	14	1	85	1.70	0	14	14	0.28	6	8
Savannah Smith	21	60	4	0.07	0	16	.250	40	3	11	14	83	1.38	1	10	11	0.18	4	2
WAC Matches	13	41	1	0.02	0	7	.143	32	3	11	13	69	1.68	1	10	11	0.27	3	2
Brianna Blair	31	108	381	3.53	166	1093	.197	16	24	36	4	231	2.14	9	50	59	0.55	8	2
WAC Matches	14	50	181	3.62	89	535	.172	6	14	16	1	118	2.36	4	21	25	0.50	2	2
Darcy Walker	28	94	172	1.83	92	495	.162	28	45	44	36	261	2.78	3	40	43	0.46	3	2
WAC Matches	11	38	118	3.11	50	308	.221	8	28	22	10	132	3.47	3	11	14	0.37	2	0
Christina Lukens	31	99	201	2.03	108	635	.146	38	36	27	29	255	2.58	3	27	30	0.30	6	4
WAC Matches	14	43	67	1.56	46	226	.093	23	17	16	11	126	2.93	0	18	18	0.42	3	1
Andrea Fernandez	31	103	4	0.04	2	15	.133	16	0	0	17	220	2.14	0	0	0	0.00	0	1
WAC Matches	14	50	1	0.02	0	6	.167	8	0	0	11	111	2.22	0	0	0	0.00	0	1
Jeanine Haldi	18	41	21	0.51	20	70	.014	7	7	6	9	46	1.12	2	6	8	0.20	1	1
WAC Matches	3	10	0	0.00	2	4	-.500	2	1	1	3	5	0.50	0	1	1	0.10	0	0
Michelle Brazil	2	2	0	0.00	0	1	.000	0	0	0	0	1	0.50	0	0	0	0.00	0	0
WAC Matches	2	2	0	0.00	0	1	.000	0	0	0	0	1	0.50	0	0	0	0.00	0	0
Gina Troxell	20	34	6	0.18	7	21	-.048	4	2	1	3	28	0.82	0	4	4	0.12	1	1
WAC Matches	10	15	5	0.33	6	18	-.056	3	1	0	1	11	0.73	0	2	2	0.13	1	1
Katherine Powers	9	13	2	0.15	3	6	-.167	0	0	1	0	1	0.08	0	2	2	0.15	1	0
WAC Matches	4	8	1	0.13	0	1	1.000	0	0	0	0	0	0.00	0	1	1	0.13	1	0
TEAM												11							
WAC Matches												3							
SAN JOSÉ STATE	31	108	1761	16.31	655	4399	.251	1588	218	246	147	1718	15.91	40	345	212.5	1.97	60	32
WAC Matches	14	50	871	17.42	328	2154	.252	804	99	124	66	855	17.10	17	151	92.5	1.85	28	17
Opponents	31	108	1506	13.94	737	4355	.177	1376	147	277	218	1570	14.54	52	442	273.0	2.53	58	37
WAC Matches	14	50	711	14.22	331	2086	.182	663	66	115	99	783	15.66	27	241	147.5	2.95	21	16



2000 SAN JOSÉ STATE VOLLEYBALL ROSTER

NO	NAME	POS	HT	YR	HOMETOWN/LAST SCHOOL
1	Brianna Blair	OH	5-10	JR	Tempe, Ariz./Marcos de Niza HS
2	December Dodson	OH	5-10	FR	San Leandro, Calif./San Leandro HS
3	Liz Yost	MB	6-2	FR	Phoenix, Ariz./Xavier College Prep
4	Jeanine Haldi	OH	5-8	SO	Tracy, Calif./Merrill F. West HS
5	Stephanie Pascucci	MB	5-11	SO	Cerritos, Calif./Gahr HS
6	Katherine Powers	MB	5-11	SO	Phoenix, Ariz./Washington HS
7	Christina Lukens	OH	5-10	SO	San Diego, Calif./Mt. Carmel HS
9	Jennifer Olewinski	OH	5-11	FR	Las Vegas, Nev./Bonanza HS
11	Savannah Smith	S	5-8	JR	Salem, Ore./Sprague HS
12	Gina Troxell	OH	5-10	JR	Stockton, Calif./Linden HS
13	Joslynn Gallop	MB	6-1	SR	Roseburg, Ore./Roseburg HS
14	Liz Hudson	MB	6-1	FR	Fountain Valley, Calif./Fountain Valley HS
15	Bethany Fowles	S	6-0	FR	Hollister, Calif./San Benito HS
29	Kimberly Noble	OH	5-10	FR	San Juan Capistrano, Calif./San Clemente

HEAD COACH: Craig Choate (8th season)

ASSOCIATE HEAD COACH: Gary Mano

ASSISTANT COACHES: Millie Swartzell, Daryl Kapis

2000 Final Results (22-10, 13-3 WAC)

9/1-2	Phoenix Airport Hilton Challenge	10/6	W	at Rice	3-2
9/1	W Arizona State.....	10/7	W	at UTEP	3-1
9/1	L Loyola Marymount.....	10/11	W	at Fresno State.....	3-1
9/2	L Cal Poly.....	10/14	W	TULSA	3-0
9/8-9	Gameworks/UNLV Tournament	10/20	W	SMU	3-0
9/8	W Alabama.....	10/21	W	TCU	3-1
9/8	W Boise State.....	10/28	W	FRESNO STATE.....	3-0
9/9	W Idaho State.....	11/2	L	at Hawaii	3-0
9/9	W UNLV.....	11/4	W	at Nevada	3-1
9/9	W UNLV.....	11/10	L	UTEP	3-2
9/12	W SAINT MARY'S.....	11/11	W	RICE.....	3-0
9/15-16	Portland Mikasa Tournament	11/18	W	at Tulsa.....	3-0
9/15	W Eastern Michigan.....	11/20	W	at TCU.....	3-0
9/16	W Alabama-Birmingham	11/21	W	at SMU	3-0
9/16	W Portland	11/24-25		at Community Bankers Classic	
9/19	L at California.....	11/24	L	Pacific.....	3-1
9/26	L at Sacramento State	11/25	L	Arizona	3-0
9/29	W NEVADA	11/30		at NCAA Tournament (San Jose, Calif.)	
9/30	L HAWAI'I.....		L	Long Beach State.....	3-1

2000 Final Statistics

Player	MP	G	K	K/G	E	TA	Pct	A	SA	SE	RE	DIG	D/G	BS	BA	TB	B/G	BE	BHE
Joslynn Gallop	32	116	630	5.43	186	1485	.299	41	26	40	17	328	2.83	18	112	130	1.12	14	8
WAC Matches	16	58	313	5.40	91	733	.303	28	11	25	8	175	3.02	13	69	82	1.41	9	4
Savannah Smith	32	115	86	0.75	24	228	.272	1515	16	34	3	358	3.11	5	84	89	0.77	14	26
WAC Matches	16	58	37	0.64	7	108	.278	803	8	19	2	177	3.05	0	54	54	0.93	7	10
Liz Hudson	32	114	238	2.09	100	574	.240	60	32	35	33	287	2.52	10	84	94	0.82	18	6
WAC Matches	16	57	128	2.25	58	304	.230	28	14	21	22	128	2.25	7	41	48	0.84	8	3
Brianna Blair	32	116	461	3.97	163	1269	.235	10	28	24	12	207	1.78	6	56	62	0.53	8	1
WAC Matches	16	58	242	4.17	83	686	.232	4	11	14	3	93	1.60	2	20	22	0.38	3	0
Kimberly Noble	32	113	320	2.83	140	898	.200	3	21	64	9	145	1.28	5	24	29	0.26	5	2
WAC Matches	16	58	192	3.31	75	534	.219	0	8	34	4	67	1.16	3	18	21	0.36	3	1
Stephanie Pascucci	28	84	146	1.74	66	427	.187	26	15	16	0	39	0.46	3	40	43	0.51	7	4
WAC Matches	14	39	87	2.23	24	195	.323	14	5	3	0	16	0.41	2	24	26	0.67	3	3
Katherine Powers	6	16	13	0.81	7	39	.154	2	3	4	0	6	0.38	0	5	5	0.31	1	0
WAC Matches	1	1	1	1.00	1	2	.000	0	0	0	0	0	0.00	0	0	0	0.00	0	0
Nicole Midwin	5	7	2	0.29	1	10	.100	32	0	2	0	7	1.00	1	1	2	0.29	0	1
WAC Matches	3	4	0	0.00	0	1	.000	11	0	1	0	1	0.25	0	1	1	0.25	0	0
Christina Lukens	32	105	21	0.20	17	84	.048	33	31	26	17	266	2.53	1	14	15	0.14	2	2
WAC Matches	16	58	10	0.17	6	29	.138	26	20	15	12	148	2.55	0	13	13	0.22	2	1
Gina Troxell	32	103	5	0.05	9	27	-.148	17	4	2	29	147	1.43	0	1	1	0.01	1	2
WAC Matches	16	50	4	0.08	6	18	-.111	5	0	0	6	66	1.32	0	0	0	0.00	1	1
Jeanine Haldi	27	84	0	0.00	2	6	-.333	15	4	6	18	177	2.11	0	0	0	0.00	0	1
WAC Matches	16	57	0	0.00	2	4	-.500	10	4	6	8	136	2.39	0	0	0	0.00	0	0
TEAM												16							
WAC Matches												7							
SAN JOSÉ STATE	32	116	1922	16.57	715	5047	.239	1754	180	253	154	1967	16.96	49	421	259.5	2.24	70	53
WAC Matches	16	58	1014	7.48	353	2614	.253	929	81	138	72	1007	17.36	27	240	147.0	2.53	36	23
Opponents	32	116	1800	15.52	809	4979	.199	1659	154	218	180	2026	17.47	42	498	291.0	2.51	68	64
WAC Matches	16	58	934	6.10	432	2609	.192	861	72	107	81	1017	17.53	25	241	145.5	2.51	42	40



2001 SAN JOSÉ STATE VOLLEYBALL ROSTER

NO	NAME	POS	HT	YR	HOMETOWN/LAST SCHOOL
1	Brianna Blair	OH	5-10	SR	Tempe, Ariz./Marcos de Niza HS
2	Karli Silveira	DS	5-2	SR	Campbell, Calif./Washington State
3	Liz Yost	MB	6-2	SO	Phoenix, Ariz./Xavier College Prep
4	Jeanine Haldi	OH	5-8	JR	Tracy, Calif./Merrill F. West HS
5	Stephanie Pascucci	MB	5-11	JR	Cerritos, Calif./Gahr HS
6	Katherine Powers	MB	5-11	JR	Phoenix, Ariz./Washington HS
7	Christina Lukens	OH	5-10	JR	San Diego, Calif./Mt. Carmel HS
8	Stacey Pizzio	DS	5-4	FR	Sonoma, Calif./Sonoma Valley HS
9	Jennifer Olewinski	OH	5-11	SO	Las Vegas, Nev./Bonanza HS
10	Brooke Herald	DS	5-7	FR	Fremont, Calif./Mission San Jose HS
11	Savannah Smith	S	5-8	SR	Salem, Ore./Sprague HS
13	Liz Hudson	MB	6-1	SO	Fountain Valley, Calif./Fountain Valley HS
19	Lindsey Rule	S	5-9	FR	Kansas City, Mo./Park Hill HS
29	Kimberly Noble	OH	5-10	SO	San Juan Capistrano, Calif./San Clemente

HEAD COACH: Craig Choate (9th season)

ASSOCIATE HEAD COACH: Gary Mano

ASSISTANT COACH: Joslynn Gallop

2001 Final Results (25-8, 9-4 WAC)

8/31-9/1	Oregon State Showcase			10/11	W	LOUISIANA TECH.....	3-0
8/31	W	Oregon State.....	3-1	10/13	W	NEVADA	3-0
9/1	W	Sacramento State	3-2	10/16	W	CALIFORNIA.....	3-0
9/1	W	Southern Illinois.....	3-0	10/18	L	HAWAII.....	3-2
9/4	L	SANTA CLARA	3-0	10/23	W	USF	3-0
9/7-8	San Diego Invitational			10/27	W	at Fresno State	3-2
9/7	L	Minnesota	3-1	11/1	L	at Nevada	3-1
9/7	W	San Diego.....	3-0	11/3	W	FRESNO STATE.....	3-1
9/8	W	Seton Hall.....	3-0	11/8	L	at Hawaii.....	3-0
9/8	W	Brown.....	3-0	11/10	W	at Boise State.....	3-0
9/10	W	TENNESSEE.....	3-1	11/16-18		WAC Tournament, San Jose, Calif.	
9/19	W	at USF.....	3-1	11/16	W	SMU	3-0
9/21	W	BOISE STATE.....	3-0	11/17	W	Nevada	3-0
9/27	W	UTEP	3-2	11/18	L	Hawaii.....	3-0
9/29	W	TULSA	3-0	11/23	W	AUBURN	3-0
10/5	L	at SMU	3-2	11/24	W	IDAHO.....	3-1
10/6	W	at Rice	3-1	11/30-12/1		NCAA Tournament, Stanford, Calif.	
10/9	W	at Saint Mary's.....	3-1	11/30	W	Santa Clara	3-2
				12/1	L	Stanford	3-0

2001 Final Statistics

Player	MP	G	K	K/G	E	TA	Pct	A	SA	SE	RE	DIG	D/G	BS	BA	TB	B/G	BE	BHE
Liz Yost	7	12	1	0.08	0	3	.333	3	0	1	1	0	0.00	0	3	3	0.25	0	0
WAC	3	3	1	0.33	0	2	.500	2	0	0	1	0	0.00	0	0	0	0.00	0	0
Stephanie Pascucci	33	120	365	3.04	103	850	.308	20	24	17	2	75	0.62	7	68	75	0.62	8	3
WAC	13	50	139	2.78	39	354	.282	7	7	9	0	30	0.60	4	35	39	0.78	5	1
Liz Hudson	33	120	324	2.70	116	740	.281	84	44	33	24	307	2.56	13	134	147	1.23	10	9
WAC	13	50	118	2.36	50	280	.243	41	14	14	13	133	2.66	8	49	57	1.14	5	5
Brianna Blair	33	120	559	4.66	162	1574	.252	9	30	26	8	252	2.10	5	67	72	0.60	7	2
WAC	13	50	231	4.62	77	658	.234	3	14	8	0	86	1.72	2	31	33	0.66	0	0
Karli Silveira	33	110	2	0.02	1	4	.250	10	0	1	10	171	1.55	0	0	0	0.00	0	2
WAC	13	43	0	0.00	0	1	.000	2	0	1	3	54	1.26	0	0	0	0.00	0	0
Savannah Smith	33	119	80	0.67	34	214	.215	145	34	39	0	335	2.82	8	49	57	0.48	5	33
WAC	13	49	25	0.51	15	81	.123	574	14	18	0	145	2.96	4	21	25	0.51	4	11
Jennifer Olewinski	12	27	6	0.22	2	19	.211	1	1	0	3	25	0.93	0	0	0	0.00	0	0
WAC s	6	15	3	0.20	1	9	.222	1	1	0	3	15	1.00	0	0	0	0.00	0	0
Kimberly Noble	33	120	463	3.86	196	1279	.209	4	47	53	12	153	1.27	7	26	33	0.28	7	0
WAC	13	50	187	3.74	87	520	.192	0	18	20	6	70	1.40	2	10	12	0.24	4	0
Katherine Powers	16	37	41	1.11	22	111	.171	2	0	1	0	8	0.22	1	33	34	0.92	4	1
WAC	10	26	29	1.12	14	81	.185	2	0	0	0	4	0.15	1	24	25	0.96	3	1
Jeanine Haldi	33	118	31	0.26	17	102	.137	52	12	40	30	389	3.30	3	61	64	0.54	6	6
WAC	13	50	10	0.20	5	32	.156	18	2	14	12	158	3.16	1	21	22	0.44	1	0
Stacey Pizzio	12	20	0	0.00	0	0	.000	1	0	0	3	17	0.85	0	0	0	0.00	0	0
WAC	6	11	0	0.00	0	0	.000	0	0	0	1	7	0.64	0	0	0	0.00	0	0
Brooke Herald	2	2	0	0.00	0	0	.000	0	0	0	0	3	1.50	0	0	0	0.00	0	0
WAC	2	2	0	0.00	0	0	.000	0	0	0	0	3	1.50	0	0	0	0.00	0	0
Christina Lukens	33	116	5	0.04	6	29	-.034	26	18	28	25	253	2.18	1	0	1	0.01	1	2
WAC	13	48	1	0.02	2	14	-.071	11	7	9	8	106	2.21	0	0	0	0.00	0	1
Lindsey Rule	13	18	1	0.06	2	5	-.200	56	8	2	0	11	0.61	0	2	2	0.11	0	3
WAC	8	11	1	0.09	2	4	-.250	28	4	2	0	5	0.45	0	1	1	0.09	0	2
TEAM											10								
WAC											7								
SAN JOSÉ STATE	120	1878	15.65		661	4930	.247	1720	218	241	128	1999	16.66	45	443	266.5	2.22	48	61
WAC	50	745	14.90		292	2036	.222	689	81	95	54	816	16.32	22	192	118.0	2.36	22	21
Opponents	120	1813	15.11		827	5036	.196	1688	128	207	218	1995	16.62	38	455	265.5	2.21	61	62
WAC	50	746	14.92		353	2072	.190	710	54	77	81	841	16.82	19	203	120.5	2.41	20	31

2002 Information

2002 SAN JOSÉ STATE VOLLEYBALL ROSTER

NO	NAME	POS	HT	YR	HOMETOWN/LAST SCHOOL
2	Cara Frost	S	5-11	FR	Tucson, Ariz./Catalina Foothills HS
3	Danielle Lewis	S/DS	5-8	JR	Turlock, Calif./San Joaquin Delta College
4	Jeanine Haldi	OH	5-6	SR	Tracy, Calif./Merrill F. West HS
5	Stephanie Pascucci	MB	5-11	SR	Cerritos, Calif./Gahr HS
6	Katherine Powers	MB	5-11	SR	Phoenix, Ariz./Washington HS
7	Christina Lukens	OH	5-10	SR	San Diego, Calif./Mt. Carmel HS
9	Shannon Burmeister	MB/OH	6-0	FR	Roseburg, Ore./Roseburg HS
10	Brooke Herald	DS	5-5	SO	Fremont, Calif./Mission San Jose HS
12	Fran Pozzi	OH	5-11	JR	Curitiba Parona, Brazil/Utah Valley State
13	Liz Hudson	MB	6-1	JR	Fountain Valley, Calif./Fountain Valley HS
14	Erin Gavin	OH	5-7	FR	Bakersfield, Calif./Highland HS
19	Lindsey Rule	S	5-8	SO	Kansas City, Mo./Park Hill HS
20	Jessica Wlodarczyk	MB/OH	5-11	FR	Redding, Calif./Shasta HS
29	Kimberly Noble	OH	5-10	JR	San Juan Capistrano, Calif./San Clemente

HEAD COACH: Craig Choate (10th season)

ASSOCIATE HEAD COACH: Gary Mano

ASSISTANT COACH: Joslynn Gallop

2002 Final Results (15-17, 7-6 WAC)

8/30-31	Golden Bear Invitational	10/8	W	at Saint Mary's.....	3-2
8/30	W Northern Arizona.....	10/11	W	SMU	3-1
8/30	W Tennessee-Martin.....	10/12	W	RICE.....	3-2
8/31	L California	10/17	W	at Louisiana Tech	3-1
9/6-7	Stanford Invitational	10/19	L	at Nevada	3-1
9/6	L Stanford	10/24	L	at Hawai'i	3-0
9/7	L Utah.....	10/26	W	at Boise State.....	3-0
9/7	W Cal Poly.....	11/2	L	FRESNO STATE.....	3-2
9/13-14	TCU Invitational	11/3	W	NEVADA	3-1
9/13	W TCU	11/8	L	at Fresno State	3-0
9/14	L Miami (Ohio).....	11/14	W	BOISE STATE.....	3-0
9/14	W Stephen F. Austin.....	11/16	L	HAWAII'.....	3-0
9/17	L SACRAMENTO STATE	11/22-23		WAC Tournament, Reno, Nev.	
9/18	L at USF.....	11/22	W	Rice	3-2
9/27	L SAINT MARY'S	11/23	L	Hawai'i	3-0
9/28	L at Santa Clara	11/29-30		Baden Thanksgiving Tournament	
10/3	L at UTEP	11/29	L	UC Irvine	3-1
10/5	W at Tulsa.....	11/30	W	Texas-Pan American	3-0
		11/30	L	Long Beach State.....	3-0

2002 Final Statistics

Player	MP	G	K	K/G	E	TA	Pct	A	SA	SE	RE	DIG	D/G	BS	BA	TB	B/G	BE	BHE
Stephanie Pascucci	32	124	472	3.81	151	1093	.294	36	23	22	0	92	0.74	9	106	115	0.93	12	5
WAC	13	49	187	3.82	60	441	.288	14	13	13	0	39	0.80	3	41	44	0.90	5	0
Katherine Powers	29	111	163	1.47	82	433	.187	13	4	18	1	36	0.32	5	102	107	0.96	5	6
WAC	13	48	68	1.42	38	189	.159	9	3	10	0	20	0.42	1	38	39	0.81	3	2
Kimberly Noble	32	113	422	3.73	210	1178	.180	10	12	23	1	138	1.22	1	43	44	0.39	5	1
WAC	13	42	142	3.38	61	413	.196	4	2	6	0	43	1.02	0	15	15	0.36	0	1
Liz Hudson	32	124	228	1.84	123	634	.166	48	39	29	35	348	2.81	5	119	124	1.00	10	8
WAC	13	49	87	1.78	47	245	.163	24	16	9	11	147	3.00	1	46	47	0.96	2	3
Fran Pozzi	32	124	381	3.07	226	1155	.134	28	38	71	46	328	2.65	11	48	59	0.48	13	2
WAC	13	49	144	2.94	76	440	.155	5	10	25	14	128	2.61	8	18	26	0.53	3	0
Cara Frost	5	11	6	0.55	4	16	.125	58	0	1	1	10	0.91	1	6	7	0.64	0	6
WAC	1	1	0	0.00	0	2	.000	0	0	0	0	0	0.00	0	0	0	0.00	0	0
Jessica Wlodarczyk	7	16	39	2.44	25	115	.122	1	1	2	1	6	0.38	0	3	3	0.19	1	0
WAC	5	14	38	2.71	23	106	.142	1	1	1	1	5	0.36	0	2	2	0.14	1	0
Christina Lukens	32	118	59	0.50	33	217	.120	164	32	26	25	278	2.36	2	19	21	0.18	2	9
WAC	13	44	27	0.61	20	110	.064	94	9	7	4	108	2.45	0	5	5	0.11	1	4
Lindsey Rule	31	109	36	0.33	23	109	.119	1268	23	28	0	214	1.96	1	33	34	0.31	13	39
WAC	13	43	9	0.21	3	25	.240	501	11	12	0	94	2.19	0	18	18	0.42	4	16
Jeanine Haldi	32	123	8	0.07	6	27	.074	16	2	6	35	370	3.01	0	6	6	0.05	0	2
WAC	13	49	2	0.04	0	2	1.000	7	0	0	11	160	3.27	0	0	0	0.00	0	0
Danielle Lewis	18	42	0	0.00	0	0	.000	1	8	12	1	53	1.26	0	0	0	0.00	0	1
WAC	8	22	0	0.00	0	0	.000	0	5	8	1	33	1.50	0	0	0	0.00	0	0
Brooke Herald	8	14	0	0.00	0	1	.000	0	0	0	3	5	0.36	0	0	0	0.00	0	0
WAC	1	1	0	0.00	0	1	.000	0	0	0	0	0	0.00	0	0	0	0.00	0	0
TEAM												20							
WAC												9							
SAN JOSÉ STATE	32	124	1814	14.63	883	4978	.187	1643	182	238	169	1878	15.15	35	485	277.5	2.24	61	79
WAC	13	49	704	14.37	328	1974	.190	659	70	91	51	777	15.86	13	183	104.5	2.13	19	26
Opponents	32	124	1905	15.36	775	4913	.230	1763	169	276	182	1909	15.40	57	602	358.0	2.89	60	89
WAC	13	49	790	16.12	329	2030	.227	742	51	118	70	825	16.84	22	232	138.0	2.82	28	40

2003 Information

2003 SAN JOSÉ STATE VOLLEYBALL ROSTER

NO	NAME	POS	HT	YR	HOMETOWN/LAST SCHOOL
1	Allison Dillon	S	5-7	FR	Long Beach, Calif./Long Beach Wilson HS
3	Danielle Lewis	S/DS	5-5	SR	Turlock, Calif./San Joaquin Delta College
4	Carrie Nash	OH	5-8	JR	Kaytena, Ariz./Glendale CC
6	Rachel Dahlstedt	OH	5-10	SO	Mt. Vernon, Wash./Cuesta College
7	Sarah Christensen	OH	5-9	FR	Santa Cruz, Calif./Harbor HS
9	Jessie Shull	L	5-6	FR	Downey, Calif./Warren HS
10	Brooke Herald	DS	5-5	JR	Fremont, Calif./Mission San Jose HS
11	Kristina Conrad	OH	5-10	FR	Morgan Hill, Calif./Live Oak HS
14	Dana Rudd	MB	6-2	JR	Burnaby, British Columbia/Capilano College
17	Dyana Thompson	RS/MB	5-10	FR	Simi Valley, Calif./Royal HS
20	Jessica Wlodarczyk	MB/OH	5-11	SO	Redding, Calif./Shasta HS
29	Kimberly Noble	OH	5-10	SR	San Juan Capistrano, Calif./San Clemente

Head Coach: Craig Choate (11th season)

Associate Head Coach: Gary Mano (8th season)

Assistant Coach: Stephanie Pascucci (1st season)

2003 Final Results (10-20, 6-7 WAC)

8/30	L	SANTA CLARA	3-1	10/11	W	*at Boise State	3-1
9/2	L	SAN FRANCISCO	3-0	10/15	L	*SMU	3-1
9/5-6		Cowgirl Classic		10/18	W	*LOUISIANA TECH	3-0
9/5	L	Weber State	3-2	10/23	W	*at Tulsa	3-1
9/6	L	Wyoming	3-1	10/25	L	*at Rice	3-1
9/6	W	Sam Houston State	3-0	10/28	L	at Saint Mary's	3-0
9/12-13		SJSU/Crowne Plaza Invitational		11/1	W	*BOISE STATE	3-0
9/12	L	DUQUESNE	3-2	11/6	L	*at Fresno State	3-1
9/12	L	CS NORTHRIDGE	3-0	11/8	L	*at Nevada	3-1
9/13	W	DUQUESNE	3-0	11/15	L	*at Hawai'i	3-0
9/18	L	at Portland	3-1	11/21-23		WAC Tournament, Reno, Nev.	
9/20	L	at Portland	3-0	11/21	W	Fresno State	3-2
9/23	L	SAINT MARY'S	3-0	11/22	W	SMU	3-1
9/26	L	*HAWAI'I	3-0	11/23	L	Hawai'i	3-0
10/2	W	*NEVADA	3-2	11/28-29		Baden Thanksgiving Tournament	
10/4	L	*FRESNO STATE	3-1	11/28	L	UC Irvine	3-1
10/9	W	*at UTEP	3-0	11/29	L	Georgia Tech	3-0

2003 Final Statistics

Player	MP	G	K	K/G	E	TA	Pct	A	SA	SE	RE	DIG	D/G	BS	BA	TB	B/G	BE	BHE
Allison Dillon	30	110	67	0.61	8	192	.3071349	29	8	2	274	2.49	0	31	31	0.28	7	18	
WAC Matches	13	48	33	0.69	1	90	.356577	13	5	0	122	2.54	0	10	10	0.21	2	2	
Dana Rudd	30	106	260	2.45	101	614	.259	11	6	22	2	32	0.30	8	75	83	0.78	12	1
WAC Matches	13	44	96	2.18	44	231	.225	7	1	5	1	18	0.41	1	34	35	0.80	8	0
Rachel Dahlstedt	21	55	56	1.02	20	149	.242	17	8	16	18	82	1.49	1	16	17	0.31	0	6
WAC Matches	12	35	40	1.14	9	9	.316	16	8	13	12	64	1.83	0	8	8	0.23	0	4
Kimberly Noble	30	110	604	5.49	267	1658	.203	17	33	24	9	215	1.95	4	43	47	0.43	4	2
WAC Matches	13	48	256	5.33	111	711	.204	5	21	14	3	103	2.15	1	22	23	0.48	3	1
Jessica Wlodarczyk	28	82	152	1.85	75	402	.192	8	5	17	1	28	0.34	8	57	65	0.79	26	2
WAC Matches	12	40	85	2.12	36	206	.238	4	3	12	0	17	0.43	6	29	35	0.88	16	1
Carrie Nash	30	107	311	2.91	136	1030	.170	30	20	17	47	296	2.77	1	21	22	0.21	3	1
WAC Matches	13	48	150	3.12	61	532	.167	14	8	11	23	140	2.92	1	10	11	0.23	1	0
Dyana Thompson	24	65	101	1.55	54	284	.165	4	5	11	1	22	0.34	7	41	48	0.74	9	3
WAC Matches	10	29	46	1.59	27	128	.148	1	3	6	0	9	0.31	3	14	17	0.59	3	3
Kristina Conrad	25	73	93	1.27	65	299	.094	44	13	11	21	110	1.51	0	42	42	0.58	0	0
WAC Matches	9	23	4	0.61	11	45	.067	21	2	4	3	36	1.57	0	12	12	0.52	0	0
Sarah Christensen	13	26	13	0.50	8	57	.088	5	1	6	11	21	0.81	0	10	10	0.38	0	1
WAC Matches	2	2	0	0.00	0	0	.000	0	0	1	0	0	0.00	0	0	0	0.00	0	0
Jessie Shull	30	110	0	0.00	0	7	.000	34	0	0	41	473	4.30	0	0	0	0.00	0	2
WAC Matches	13	48	0	0.00	0	3	.000	18	0	0	19	205	4.27	0	0	0	0.00	0	2
Brooke Herald	25	72	0	0.00	0	0	.000	10	11	10	5	70	0.97	0	0	0	0.00	0	1
WAC Matches	11	29	0	0.00	0	0	.000	3	3	1	2	25	0.86	0	0	0	0.00	0	0
Danielle Lewis	25	91	0	0.00	1	2	-.500	10	31	28	1	89	0.98	0	0	0	0.00	0	3
WAC Matches	11	35	0	0.00	0	1	.000	6	13	11	1	36	1.03	0	0	0	0.00	0	0
TEAM																		18	
WAC Matches																		9	
SAN JOSÉ STATE	30	110	1657	15.06	735	4694	.1961539	162	171	177	1712	15.56	29	336	197.0	1.79	61	40	
WAC Matches	13	48	720	15.00	300	2045	.205672	75	83	73	775	16.15	12	139	81.5	1.70	33	13	
Opponents	30	110	1841	16.74	703	4586	.2481719	177	238	162	1857	16.88	50	591	345.5	3.14	59	55	
WAC Opponents	13	48	815	16.98	310	2037	.248757	73	113	75	855	17.81	26	229	140.5	2.93	36	22	



2004 SAN JOSÉ STATE VOLLEYBALL ROSTER

NO	NAME	POS	HT	YR	HOMETOWN/LAST SCHOOL
2	Niki Clement	OH	5-9	FR	Long Beach, Calif./Long Beach Poly HS
4	Carrie Nash	OH	5-6	SR	Kaytena, Ariz./Glendale CC
5	Melissa Maddux	RS	5-11	JR	Phoenix, Ariz./Glendale CC
6	Rachel Dahlstedt	OH	5-10	JR	Mt. Vernon, Wash./Cuesta College
7	Sarah Christensen	OH/MB	5-9	SO	Santa Cruz, Calif./Harbor HS
8	Darleah Querubin	MB	5-10	FR	San Francisco, Calif./Sacred Heart Cathedral
9	Jessie Shull	L	5-5	SO	Downey, Calif./Warren HS
10	Brooke Herald	DS	5-5	SR	Fremont, Calif./Mission San Jose HS
11	Kristina Conrad	S	5-10	SO	Morgan Hill, Calif./Live Oak HS
12	Amber Biddle	MB	6-4	FR	Dalton Gardens, Idaho/Coeur d'Alene HS
13	Michelle O'Riley	S/DS	5-9	JR	Honolulu, Hawai'i/West Valley College
14	Dana Rudd	MB	6-1	SR	Burnaby, British Columbia/Capilano College
16	Danielle Orong	L	5-3	JR	San Jose, Calif./West Valley College
17	Dyana Thompson	RS/MB	5-10	SO	Simi Valley, Calif./Royal HS
20	Nia Freeman	OH	5-9	FR	Sacramento, Calif./Christian Brothers HS
21	Jennifer Senftleben	MB	6-1	FR	Canyon Lake, Calif./Temescal Canyon HS

Head Coach: Craig Choate (12th season)

Associate Head Coach: Gary Mano (9th season)

Assistant Coach: Stephanie Pascucci (2nd season)

2004 Final Results (15-13, 5-8 WAC)

9/1	W	at San Francisco	3-2	9/30	L	at Nevada	3-0
9/3-4		UNLV Classic		10/2	L	at Fresno State	3-0
9/3	W	UNLV	3-0	10/7	W	UTEP	3-0
9/4	W	Washington State	3-2	10/10	W	BOISE STATE	3-2
9/10-11		Four Points Titan Classic		10/14	W	at SMU	3-0
9/10	W	Idaho State	3-2	10/16	W	at Louisiana Tech	3-2
9/11	L	CS Fullerton	3-0	10/20	W	TULSA	3-2
9/11	W	Providence	3-0	10/23	L	RICE	3-2
9/14	L	at Saint Mary's	3-1	10/27	L	HAWAII	3-1
9/17-18		Sacramento State Invitational		10/30	L	at Boise State	3-2
9/17	W	Seton Hall	3-0	11/3	L	FRESNO STATE	3-1
9/17	W	Oregon	3-1	11/6	L	NEVADA	3-0
9/18	L	Sacramento State	3-0	11/12	L	at Hawaii	3-0
9/18	W	Charlotte	3-0	11/19		WAC Tournament, Reno, Nev.	
9/22	W	UC DAVIS	3-0	11/19	L	Nevada	3-0
9/24	L	SANTA CLARA	3-1	11/26	W	Cal Poly	3-0

2004 Final Statistics

Player	MP	G	K	K/G	E	TA	Pct	A	SA	SE	RE	DIG	D/G	BS	BA	TB	B/G	BE	BHE
Jessie Shull	28	105	4	0.04	0	10	.400	51	32	34	46	561	5.34	0	0	0	0.00	0	2
WAC Stats	13	51	2	0.04	0	5	.400	22	9	20	22	284	5.57	0	0	0	0.00	0	1
Kristina Conrad	28	105	55	0.52	15	146	.2741174	22	18	0	225	2.14	3	47	50	0.48	1	22	
WAC Stats	13	51	30	0.59	6	83	.289550	15	13	0	111	2.18	0	23	23	0.45	0	13	
Jennifer Senftleben	28	105	351	3.34	123	890	.256	7	35	32	2	79	0.75	10	96	106	1.01	10	0
WAC Stats	13	51	150	2.94	54	425	.226	2	22	13	1	38	0.75	7	45	52	1.02	6	0
Dana Rudd	28	105	219	2.09	83	535	.254	13	0	0	0	13	0.12	14	91	105	1.00	13	0
WAC Stats	13	51	122	2.39	46	307	.248	5	0	0	0	7	0.14	9	42	51	1.00	5	0
Dyana Thompson	22	67	80	1.19	36	219	.201	17	0	0	1	17	0.25	3	57	60	0.90	3	5
WAC Stats	7	15	20	1.33	11	56	.161	3	0	0	0	2	0.13	0	13	13	0.87	0	1
Carrie Nash	28	105	386	3.68	170	1331	.162	25	20	15	39	420	4.00	1	42	43	0.41	3	3
WAC Stats	13	51	180	3.53	80	646	.155	13	12	10	17	184	3.61	0	22	22	0.43	2	2
Sarah Christensen	28	104	319	3.07	159	1028	.156	20	15	19	18	196	1.88	3	36	39	0.38	5	2
WAC Stats	13	51	126	2.47	53	384	.190	14	7	6	5	87	1.71	0	21	21	0.41	4	2
Nia Freeman	11	38	69	1.82	37	249	.129	5	0	0	4	12	0.32	1	11	12	0.32	2	0
WAC Stats	10	36	67	1.86	36	241	.129	5	0	0	4	12	0.33	1	11	12	0.33	2	0
Danielle Orong	27	82	0	0.00	0	8	.000	13	9	20	15	136	1.66	0	0	0	0.00	0	1
WAC Stats	12	41	0	0.00	0	4	.000	8	2	5	7	67	1.63	0	0	0	0.00	0	1
Brooke Herald	28	96	1	0.01	1	5	.000	15	25	14	9	220	2.29	0	0	0	0.00	0	0
WAC Stats	13	48	0	0.00	1	1	-1.000	7	7	9	2	118	2.46	0	0	0	0.00	0	0
Melissa Maddux	3	3	1	0.33	0	2	.500	1	0	0	0	2	0.67	0	1	1	0.33	1	0
Darleah Querubin	7	9	6	0.67	6	19	.000	0	0	1	2	4	0.44	0	3	3	0.33	0	0
WAC Stats	4	4	3	0.75	2	5	.200	0	0	1	0	1	0.25	0	0	0	0.00	0	0
Rachel Dahlstedt	2	3	1	0.33	5	18	-.222	0	0	2	0	2	0.67	0	1	1	0.33	0	0
WAC Stats	2	3	1	0.33	5	18	-.222	0	0	2	0	2	0.67	0	1	1	0.33	0	0
SAN JOSÉ STATE....	28	105	1492	14.21	635	4460	.1921341	158	155	149	1887	17.97	35	385	227.5	2.17	38	35	
WAC Stats	13	51	701	13.75	294	2175	.187629	74	79	65	913	17.90	17	178	106.0	2.08	19	20	
Opponents.....	28	105	1627	15.50	791	4668	.1791537	149	225	158	1986	18.91	58	449	282.5	2.69	73	55	
WAC Stats	13	51	835	16.37	380	2292	.199795	65	112	74	1004	19.69	30	212	136.0	2.67	39	27	



2005 SAN JOSÉ STATE VOLLEYBALL ROSTER

NO	NAME	POS	HT	YR	HOMETOWN/LAST SCHOOL
1	Courtney Lorusso	OH	6-1	FR	Glendora, Calif./Glendora HS
2	Niki Clement	OH	5-9	FR	Long Beach, Calif./Long Beach Poly HS
5	Melissa Maddux	RS	5-11	SR	Phoenix, Ariz./Glendale CC
6	Brittany Collet	S	5-11	FR	Newbury Park, Calif./Newbury Park HS
7	Sarah Christensen	OH	5-9	JR	Santa Cruz, Calif./Harbor HS
9	Jessie Shull	L	5-5	JR	Downey, Calif./Warren HS
10	Justine Pingue	DS	5-2	SO	San Martin, Calif./Live Oak HS
11	Kristina Conrad	S	5-10	JR	Morgan Hill, Calif./Live Oak HS
12	Amber Biddle	MB	6-4	FR	Dalton Gardens, Idaho/Coeur d'Alene HS
16	Danielle Orong	DS/L	5-3	SR	San Jose, Calif./West Valley College
17	Dyana Thompson	RS/MB	5-10	JR	Simi Valley, Calif./Royal HS
20	Nia Freeman	OH	5-9	SO	Sacramento, Calif./Christian Brothers HS
21	Jennifer Senftleben	MB	6-1	SO	Canyon Lake, Calif./Temescal Canyon HS
36	Colleen Burke	MB	5-10	FR	Huntington Beach, Calif./Edison HS

HEAD COACH: Craig Choate (Brigham Young, 1978; 13th season)

ASSOCIATE HEAD COACH: Gary Mano (Brigham Young, 1992; 10th season)

ASSISTANT COACH: Kimberly Noble (San José State, 2005; 1st season)

2005 Final Results (12-17, 7-9 WAC)

8/26	W	at UC Davis.....	3-1	10/6	L	at Nevada.....	3-0
9/2-3		Falcon Invitational		10/8	L	at Utah State.....	3-1
9/2	W	Weber State.....	3-2	10/13	W	LOUISIANA TECH.....	3-0
9/2	L	Wisconsin.....	3-0	10/15	L	NEW MEXICO STATE.....	3-0
9/3	W	Air Force.....	3-1	10/20	W	NEVADA.....	3-2
9/6	L	at San Francisco.....	3-2	10/22	L	at Hawaii.....	3-0
9/9-10		Cal Poly/Best Western Royal Oak Invitational		10/27	W	at Fresno State.....	3-1
9/9	W	Loyola.....	3-0	10/29	L	UTAH STATE.....	3-1
9/10	W	Portland.....	3-2	11/3	W	at Louisiana Tech.....	3-0
9/10	L	Cal Poly.....	3-1	11/5	L	at New Mexico State.....	3-1
9/16-17		Hawthorne Suites Fullerton Classic		11/10	L	FRESNO STATE.....	3-2
9/16	L	CS Fullerton.....	3-1	11/12	L	HAWAII.....	3-0
9/17	L	UC Riverside.....	3-0	11/17	W	at Boise State.....	3-1
9/17	L	Loyola Marymount.....	3-2	11/19	L	at Idaho.....	3-2
9/22	W	IDAHO.....	3-2	11/24		WAC Tournament, Reno, Nev.	
9/24	W	BOISE STATE.....	3-0	11/24	L	New Mexico State.....	3-1
9/27	L	at Santa Clara.....	3-0				

2005 Final Statistics

Player	MP	S	K	K/S	E	TA	Pct	A	SA	SE	RE	DIG	D/S	BS	BA	TB	B/S	BE	BHE	PTS
Colleen Burke	29	113	342	3.03	123	814	.269	3	24	32	2	53	0.47	7	66	73	0.65	2	2	406.0
WAC Stats	16	61	201	3.30	65	463	.294	2	13	14	1	35	0.57	4	38	42	0.69	1	1	237.0
Dyana Thompson	28	100	118	1.18	40	297	.263	5	0	0	2	15	0.15	4	81	85	0.85	5	3	162.5
WAC Stats	16	61	76	1.25	26	193	.259	3	0	0	2	10	0.16	2	48	50	0.82	2	3	102.0
Jessie Shull	29	113	4	0.04	1	13	.231	80	32	15	34	550	4.87	0	0	0	0.00	0	2	36.0
WAC Stats	16	61	0	0.00	0	5	.000	50	19	3	16	294	4.82	0	0	0	0.00	0	1	19.0
Jennifer Senftleben	29	113	469	4.15	202	1419	.188	15	27	19	41	262	2.32	9	36	45	0.40	7	1	523.0
WAC Stats	16	61	282	4.62	114	828	.203	2	13	9	22	153	2.51	5	13	18	0.30	4	0	306.5
Brittany Collet	29	111	42	0.38	21	113	.186	1274	23	29	4	222	2.00	1	41	42	0.38	3	21	86.5
WAC Stats	16	61	25	0.41	6	59	.322	710	13	8	3	128	2.10	1	27	28	0.46	3	15	52.5
Amber Biddle	7	13	6	0.46	4	11	.182	0	0	0	0	2	0.15	1	7	8	0.62	0	0	10.5
WAC Stats	3	8	4	0.50	2	7	.286	0	0	0	0	0	0.00	0	5	5	0.62	0	0	6.5
Nia Freeman	27	83	142	1.71	70	447	.161	8	0	8	18	103	1.24	4	41	45	0.54	3	1	166.5
WAC Stats	16	56	99	1.77	51	321	.150	5	0	7	12	73	1.30	4	32	36	0.64	2	1	119.0
Niki Clement	29	108	238	2.20	134	681	.153	13	10	16	18	114	1.06	12	84	96	0.89	4	3	302.0
WAC Stats	16	56	128	2.29	75	372	.142	8	7	13	7	61	1.09	6	44	50	0.89	2	1	163.0
Kristina Conrad	25	98	243	2.48	125	782	.151	71	32	15	15	180	1.84	4	14	18	0.18	1	8	286.0
WAC Stats	12	46	68	1.48	41	237	.114	32	10	5	4	73	1.59	0	3	3	0.07	0	2	79.5
Danielle Orong	29	113	3	0.03	2	8	.125	18	23	28	19	261	2.31	0	0	0	0.00	0	4	26.0
WAC Stats	16	61	1	0.02	2	5	-.200	10	14	18	9	133	2.18	0	0	0	0.00	0	3	15.0
Melissa Maddux	1	1	0	0.00	0	0	.000	0	0	0	0	1	1.00	0	0	0	0.00	0	0	0.0
SAN JOSÉ STATE	29	113	1607	14.22	722	4585	.193	1487	171	162	171	1763	15.60	42	370	227.0	2.01	25	45	2005.0
WAC Stats	16	61	884	14.49	382	2490	.202	822	89	77	86	960	15.74	22	210	127.0	2.08	14	27	1100.0
Opponents	29	113	1840	16.28	748	4676	.234	1699	171	248	171	1888	16.71	58	515	315.5	2.79	59	90	2326.5
WAC Stats	16	61	1009	16.54	408	2557	.235	931	86	128	89	1019	16.70	31	289	175.5	2.88	30	56	1270.5



2006 SAN JOSÉ STATE VOLLEYBALL ROSTER

NO	NAME	POS	HT	YR	HOMETOWN/LAST SCHOOL
1	Courtney Lorusso	OH	6-1	FR	Glendora, Calif./Glendora HS
2	Niki Clement	MB	5-8	SO	Long Beach, Calif./Long Beach Poly HS
3	Kristal Tsukano	DS/L	5-3	FR	Honolulu, Hawaii/Kamehameha HS
4	Kelly Crow	OH	5-10	SO	Alamo, Calif./UC Riverside
6	Brittany Collet	S	5-10	SO	Newbury Park, Calif./Newbury Park HS
7	Sarah Christensen	OH	5-9	SR	Santa Cruz, Calif./Harbor HS
9	Jessie Shull	L	5-4	SR	Downey, Calif./Warren HS
10	Thao Pham	DS	5-3	SO	San Jose, Calif./Piedmont Hills HS
11	Kristina Conrad	S	5-10	SR	Morgan Hill, Calif./Live Oak HS
12	Amber Biddle	MB/RS	6-4	SO	Dalton Gardens, Idaho/Coeur d'Alene HS
17	Dyana Thompson	MB	5-10	SR	Simi Valley, Calif./Royal HS
20	Nia Freeman	OH/RS	5-8	JR	Sacramento, Calif./Christian Brothers HS
21	Jennifer Senftleben	OH	6-1	JR	Canyon Lake, Calif./Temescal Canyon HS
22	Keri Anglin	OH	6-1	JR	Winters, Calif./Sacramento City College
36	Colleen Burke	MB	5-10	SO	Huntington Beach, Calif./Edison HS

HEAD COACH: Craig Choate (Brigham Young, 1978; 14th season)

ASSISTANT COACH: Jeanine Haldi (San José State, 2003; 1st season)

ASSISTANT COACH: Jeremy Penaflor (San José State; 1st season)

2006 Final Results (19-12, 9-7 WAC)					
		8/25-26	Hilton Garden Inn/NAU Invitational	9/23	L at Utah State.....3-1
		8/25	W Fordham3-0	9/30	L HAWAII.....3-0
		8/26	W Central Arkansas3-0	10/5	W at Boise State.....3-0
		8/26	W Northern Arizona.....3-1	10/7	L at Idaho3-1
		9/1-2	USF Powerade/Asics Classic	10/12	W NEVADA3-0
		9/1	L San Francisco3-2	10/14	W UTAH STATE3-2
		9/2	L UC Santa Barbara.....3-2	10/19	W LOUISIANA TECH.....3-0
		9/6	W UC DAVIS.....3-0	10/21	L NEW MEXICO STATE.....3-0
		9/8-9	New Hampshire Tournament	10/25	W at Fresno State.....3-2
		9/8	W Texas-San Antonio3-1	10/29	L at Hawaii3-1
		9/9	W New Hampshire3-0	11/2	W FRESNO STATE.....3-0
		9/9	W Brown.....3-0	11/9	W BOISE STATE.....3-0
		9/12	L SANTA CLARA3-2	11/11	W IDAHO.....3-0
		9/15-16	SJSU HYATT INVITATIONAL	11/16	W at Louisiana Tech3-0
		9/15	W Utah Valley State.....3-0	11/18	L at New Mexico State.....3-0
		9/16	W Harvard3-0	11/22-23	WAC Tournament, Reno, Nev.
		9/16	L CS Northridge.....3-2	11/22	W Nevada3-1
		9/21	L at Nevada3-1	11/23	L Hawaii.....3-0

2006 Final Statistics

Player	MP	S	K	K/S	E	TA	Pct	A	SA	SE	RE	DIG	D/S	BS	BA	TB	B/S	BE	BHE	PTS
Colleen Burke	31	112	332	2.96	85	736	.336	13	20	9	1	68	0.61	2	85	87	0.78	1	3	396.5
WAC Stats	16	56	161	2.88	42	359	.331	6	8	6	1	30	0.54	0	43	43	0.77	0	2	190.5
Dyana Thompson	13	30	36	1.20	12	77	.312	0	0	0	0	3	0.10	0	19	19	0.63	2	1	45.5
WAC Stats	7	22	32	1.45	10	63	.349	0	0	0	0	3	0.14	0	12	12	0.55	2	1	38.0
Kristal Tsukano	31	111	4	0.04	0	13	.308	12	22	25	15	242	2.18	0	0	0	0.00	0	3	26.0
WAC Stats	16	55	1	0.02	0	6	.167	8	8	10	10	125	2.27	0	0	0	0.00	0	2	9.0
Niki Clement	31	110	400	3.64	153	1004	.246	1	0	3	3	45	0.41	8	89	97	0.88	7	1	452.5
WAC Stats	16	56	226	4.04	97	606	.213	0	0	0	1	23	0.41	4	39	43	0.77	2	1	249.5
Courtney Lorusso	8	27	89	3.30	35	248	.218	3	0	0	2	15	0.56	0	11	11	0.41	3	0	94.5
Kristina Conrad	30	106	24	0.23	7	81	.210	1259	27	11	1	223	2.10	4	46	50	0.47	4	36	78.0
WAC Stats	16	55	14	0.25	3	38	.289	672	17	8	0	122	2.22	2	23	25	0.45	3	20	44.5
Sarah Christensen	30	104	173	1.66	70	510	.202	29	20	23	35	211	2.03	1	55	56	0.54	2	4	221.5
WAC Stats	15	50	96	1.92	46	271	.185	17	7	9	22	106	2.12	0	24	24	0.48	2	4	115.0
Keri Anglin	27	76	160	2.11	64	503	.191	4	2	3	5	60	0.79	7	31	38	0.50	2	3	184.5
WAC Stats	15	43	80	1.86	32	228	.211	2	1	2	2	26	0.60	6	23	29	0.67	1	2	98.5
Jennifer Senftleben	31	112	454	4.05	211	1398	.174	6	28	22	12	164	1.46	9	40	49	0.44	6	2	511.0
WAC Stats	16	56	232	4.14	107	718	.174	3	10	9	3	59	1.05	7	27	34	0.61	2	0	262.5
Amber Biddle	4	11	10	0.91	8	42	.048	0	0	0	0	2	0.18	0	9	9	0.82	0	1	14.5
WAC Stats	1	3	2	0.67	3	11	-.091	0	0	0	0	0	0.00	0	3	3	1.00	0	1	3.5
Jessie Shull	31	112	3	0.03	3	17	.000	89	39	18	28	676	6.04	0	0	0	0.00	0	6	42.0
WAC Stats	16	56	3	0.05	0	7	.429	35	17	10	14	324	5.79	0	0	0	0.00	0	3	20.0
Kelly Crow	12	37	6	0.16	6	32	.000	0	1	0	7	57	1.54	0	1	1	0.03	0	2	7.5
WAC Stats	10	31	6	0.19	6	32	.000	0	1	0	7	50	1.61	0	1	1	0.03	0	2	7.5
Brittany Collet	12	19	2	0.11	3	14	-.071	116	4	1	0	29	1.53	0	5	5	0.26	0	8	8.5
WAC Stats	5	7	0	0.00	1	3	-.333	30	3	0	0	10	1.43	0	1	1	0.14	0	5	3.5
Thao Pham	22	59	0	0.00	3	5	-.600	2	12	3	16	95	1.61	0	0	0	0.00	0	0	12.0
WAC Stats	15	42	0	0.00	3	5	-.600	2	6	1	13	68	1.62	0	0	0	0.00	0	0	6.0
SAN JOSÉ STATE	31	112	1693	15.12	660	4680	.221	1534	175	118	136	1890	16.88	31	391	226.5	2.02	27	70	2094.5
WAC Stats	16	56	853	15.23	350	2347	.214	775	78	55	77	946	16.89	19	196	117.0	2.09	12	43	1048.0
Opponents	31	112	1786	15.95	789	4859	.205	1686	137	261	175	1930	17.23	48	547	321.5	2.87	69	84	2244.5
WAC Stats	16	56	892	15.93	381	2421	.211	841	77	132	78	929	16.59	29	300	179.0	3.20	36	50	1148.0



2007 SAN JOSÉ STATE VOLLEYBALL ROSTER

NO	NAME	POS	HT	YR	HOMETOWN/LAST SCHOOL
2	Niki Clement	OH/MB	5-8	JR	Long Beach, Calif./Long Beach Poly HS
3	Kristal Tsukano	L/DS	5-3	SO	Honolulu, Hawaii/Kamehameha HS
4	Kelly Crow	OH	5-10	JR	Alamo, Calif./UC Riverside
5	Brianna Amian	OH	5-10	FR	Honolulu, Hawaii/Moanalua HS
6	Brittany Collet	S	5-10	JR	Newbury Park, Calif./Newbury Park HS
7	Brittany Julian	OH	5-11	FR	Sherman Oaks, Calif./Harvard-Westlake HS
9	Courtney Zellmer	RS/S	5-10	FR	Oakdale, Calif./Oakdale HS
10	Thao Pham	DS	5-3	JR	San Jose, Calif./Piedmont Hills HS
11	Sarah Taylor	RS	5-11	FR	Salinas, Calif./Salinas HS
12	Amber Biddle	RS	6-4	JR	Dalton Gardens, Idaho/Coeur d'Alene HS
13	Emily Burke	S	5-10	FR	San Jose, Calif./Archbishop Mitty HS
20	Nia Freeman	RS/ OH	5-8	SR	Sacramento, Calif./Christian Brothers HS
21	Jennifer Senftleben	OH	6-1	SR	Canyon Lake, Calif./Temescal Canyon HS
22	Keri Anglin	MB/OH	6-1	SR	Winters, Calif./Sacramento City College
36	Colleen Burke	MB	5-10	JR	Huntington Beach, Calif./Edison HS

HEAD COACH: Oscar Crespo (San José State, 1990; 1st season)

ASSISTANT COACH: Jason Dupler (San José State, 2007; 1st season)

ASSISTANT COACH: Katie Goldhahn (Stanford, 2006; 1st season)

VOLUNTEER ASSISTANT COACH: Jeanine Haldi (San José State, 2002; 2nd season)

2007 Final Results (14-15, 7-9 WAC)

8/24-25	MCM Elegante Lobo Classic	9/27	L	UTAH STATE	3-0
8/24	W Grambling State.....	9/29	L	NEVADA	3-0
8/25	W Florida Atlantic	10/4	W	LOUISIANA TECH.....	3-0
8/25	L New Mexico	10/6	L	NEW MEXICO STATE.....	3-0
8/25	L New Mexico	10/11	L	at Idaho	3-2
8/31-9/1	ASU/Bancorp South Classic	10/13	W	at Boise State.....	3-0
8/31	W Northwestern State	10/18	W	at Louisiana Tech	3-0
9/1	W Murray State	10/20	L	at New Mexico State.....	3-0
9/1	L Arkansas State	10/22	W	FRESNO STATE.....	3-0
9/7-8	UVU/La Quinta Inn & Suites Invitational	10/25	W	BOISE STATE.....	3-2
9/7	W Arizona State	10/27	W	IDAHO.....	3-2
9/8	L Utah Valley	11/1	W	at Fresno State	3-1
9/8	W Weber State	11/3	L	at Nevada	3-2
9/12	L SAN FRANCISCO.....	11/8	L	at Hawaii.....	3-0
9/15	L at Utah State.....	11/15-16		WAC Tournament, Las Cruces, N.M.	
9/21	L at Santa Clara	11/15	W	Utah State.....	3-2
9/24	L HAWAII.....	11/16	L	New Mexico State.....	3-0

2007 Final Statistics

Player	MP	S	K	K/S	E	TA	Pct	A	SA	SE	RE	DIG	D/S	BS	BA	TB	B/S	BE	BHE	PTS
Kristal Tsukano	29	105	6	0.06	1	12	.417	68	8	36	26	415	3.95	0	0	0	0.00	0	6	14.0
WAC	16	56	4	0.07	0	7	.571	34	2	10	16	227	4.05	0	0	0	0.00	0	6	6.0
Colleen Burke	29	106	277	2.61	64	621	.343	13	29	26	2	55	0.52	7	67	74	0.70	1	3	346.5
WAC	16	58	153	2.64	44	354	.308	8	21	15	1	32	0.55	4	36	40	0.69	1	3	196.0
Brittany Julian	2	2	1	0.50	0	3	.333	0	0	0	0	2	1.00	0	1	1	0.50	0	0	1.5
Keri Anglin	28	99	255	2.58	81	627	.278	13	15	19	0	73	0.74	23	91	114	1.15	6	1	338.5
WAC Matches	15	51	130	2.55	52	341	.229	7	8	14	0	49	0.96	14	40	54	1.06	1	1	172.0
Jennifer Senftleben	25	87	323	3.71	145	961	.185	10	17	13	17	173	1.99	9	26	35	0.40	1	2	362.0
WAC Matches	13	42	150	3.57	71	453	.174	5	7	3	10	86	2.05	2	9	11	0.26	1	1	163.5
Nia Freeman	25	75	104	1.39	49	306	.180	3	0	0	2	29	0.39	1	31	32	0.43	3	0	120.5
WAC Matches	15	48	74	1.54	35	216	.181	1	0	0	0	15	0.31	1	19	20	0.42	2	0	84.5
Brianna Amian	24	73	140	1.92	77	381	.165	12	6	25	13	79	1.08	4	61	65	0.89	0	1	180.5
WAC Matches	11	31	51	1.65	36	148	.101	3	1	5	4	18	0.58	3	19	22	0.71	0	0	64.5
Emily Burke	29	108	70	0.65	35	216	.162	1236	23	48	2	296	2.74	0	30	30	0.28	7	54	108.0
WAC Matches	16	56	35	0.62	16	114	.167	657	11	28	1	165	2.95	0	18	18	0.32	3	39	55.0
Niki Clement	29	104	350	3.37	215	939	.144	24	15	40	46	354	3.40	11	35	46	0.44	3	0	393.5
WAC Matches	16	53	194	3.66	126	522	.130	9	6	20	18	204	3.85	2	16	18	0.34	2	0	210.0
Kelly Crow	28	85	110	1.29	62	428	.112	19	19	12	13	201	2.36	1	15	16	0.19	0	3	137.5
WAC Matches	15	50	74	1.48	39	251	.139	9	12	8	6	133	2.66	0	9	9	0.18	0	3	90.5
Thao Pham	15	28	0	0.00	0	2	.000	2	5	10	6	38	1.36	0	0	0	0.00	0	0	5.0
WAC Matches	8	12	0	0.00	0	0	.000	1	3	5	0	8	0.67	0	0	0	0.00	0	0	3.0
Sarah Taylor	3	3	3	1.00	3	9	.000	1	0	0	0	1	0.33	0	0	0	0.00	0	0	3.0
WAC Matches	2	2	3	1.50	2	7	.143	1	0	0	0	1	0.50	0	0	0	0.00	0	0	3.0
Courtney Zellmer	27	84	4	0.05	5	25	-.040	108	13	25	8	177	2.11	0	2	2	0.02	1	4	18.0
WAC Matches	16	55	3	0.05	4	19	-.053	76	8	17	6	123	2.24	0	1	1	0.02	0	3	11.5
Amber Biddle	5	7	1	0.14	2	4	-.250	0	0	0	0	0	0.00	0	0	0	0.00	0	0	1.0
WAC Matches	2	3	0	0.00	1	1	-1.000	0	0	0	0	0	0.00	0	0	0	0.00	0	0	0.0
Brittany Collet	2	2	0	0.00	1	1	-1.000	7	1	0	0	2	1.00	0	0	0	0.00	0	0	1.0
TEAM																				18
SAN JOSÉ STATE	29	110	1644	14.95	740	4535	.199	1516	151	254	153	1895	17.23	56	359	235.5	2.14	22	74	2030.5
WAC Matches	16	58	871	15.02	426	2433	.183	811	79	125	74	1061	18.29	26	167	109.5	1.89	10	56	1059.5
OPPONENTS	29	110	1553	14.12	734	4515	.181	1428	153	231	151	1817	16.52	51	452	277.0	2.52	46	70	1983.0
WAC Matches	16	58	806	13.90	390	2444	.170	739	74	108	79	958	16.52	28	270	163.0	2.81	27	52	1043.0



2008 SAN JOSÉ STATE VOLLEYBALL ROSTER

NO	NAME	POS	HT	YR	HOMETOWN/LAST SCHOOL
1	Thao Pham	DS/L	5-3	JR	San José, Calif./Piedmont Hills HS
2	Niki Clement	OH/MB	5-8	SR	Long Beach, Calif./Long Beach Poly HS
3	Kristal Tsukano	L/DS	5-3	JR	Honolulu, Hawaii/Kamehameha HS
4	Kelly Crow	OH	5-10	SR	Alamo, Calif./UC Riverside
5	Brianna Amian	RS/OH	5-10	SO	Honolulu, Hawaii/Moanalua HS
6	Brittany Collet	S	5-10	SR	Newbury Park, Calif./Newbury Park HS
7	Kylie Miraldi	MB	6-1	FR	Grass Valley, Calif./Nevada Union HS
8	Devan Wong	DS/L	5-0	FR	El Sobrante, Calif./Salesian HS
9	Courtney Zellmer	RS/S	5-10	SO	Oakdale, Calif./Oakdale HS
12	Amber Biddle	RS	6-4	SR	Dalton Gardens, Idaho/Coeur d'Alene HS
13	Emily Burke	S	5-10	SO	San Jose, Calif./Archbishop Mitty HS
20	Nia Freeman	MB/RS	5-8	SR	Sacramento, Calif./Christian Brothers HS
22	Kaci Miller	MB	6-3	FR	Folsom, Calif./Folsom HS
24	Sarah McAtee	OH	6-0	FR	Grass Valley, Calif./Nevada Union HS
36	Colleen Burke	MB	5-10	SR	Huntington Beach, Calif./Edison HS

HEAD COACH: Oscar Crespo (San José State, 1990; 2nd season)

ASSISTANT COACH: Jeanine Haldi (San José State, 2002; 3rd season)

ASSISTANT COACH: Annie Feller (UC Riverside, 1987; 1st season)

STUDENT ASSISTANT COACH: Keri Anglin (San José State, 2009; 1st season)

2008 Final Results (13-18, 7-9 WAC)

8/29-30	Sheraton Four Points Wildcat Classic	9/29	L	HAWAII.....	3-0
8/29	W Gardner-Webb.....	10/2	L	NEW MEXICO STATE.....	3-0
8/29	L Arizona.....	10/4	W	LOUISIANA TECH.....	3-0
8/30	L Weber State.....	10/9	W	at Boise State.....	3-0
9/1	L ST. JOHN'S.....	10/11	L	at Idaho.....	3-1
9/5-6	Sacramento State Invitational	10/18	W	CSU BAKERSFIELD.....	3-1
9/5	L Saint Mary's.....	10/21	L	SANTA CLARA.....	3-1
9/6	W Sacramento State.....	10/24	L	at Hawaii.....	3-0
9/6	L Cal State Northridge.....	10/30	W	FRESNO STATE.....	3-0
9/12-13	Four Points Sheraton LAX/LMU Volleyball Classic	11/1	L	IDAHO.....	3-1
9/12	W UC Irvine.....	11/6	L	at Utah State.....	3-1
9/13	L Loyola Marymount.....	11/8	W	NEVADA.....	3-1
9/13	W Pittsburgh.....	11/13	W	at Louisiana Tech.....	3-2
9/18	L BOISE STATE.....	11/15	L	at New Mexico State.....	3-0
9/20	L UTAH STATE.....	11/20-21		WAC Tournament, Honolulu, Hawaii	
9/25	W at Nevada.....	11/20	W	Utah State.....	3-2
9/27	W at Fresno State.....	11/21	L	New Mexico State.....	3-0
		11/25	L	at San Francisco.....	3-0

2008 Final Statistics

Player	MP	S	K	K/S	E	TA	Pct	A	SA	SE	RE	DIG	D/S	BS	BA	TB	B/S	BE	BHE	PTS
Kristal Tsukano	31	116	23	0.20	6	48	.354	80	20	66	25	380	3.28	0	2	2	0.02	0	3	44.0
WAC	16	58	18	0.31	6	42	.286	40	12	31	13	190	3.28	0	2	2	0.03	0	2	31.0
Colleen Burke	31	116	245	2.11	69	551	.319	19	29	31	2	68	0.59	4	63	67	0.58	4	0	309.5
WAC	16	58	120	2.07	35	286	.297	11	17	11	0	38	0.66	1	26	27	0.47	3	0	151.0
Emily Burke	27	94	82	0.87	28	207	.261	856	21	30	1	167	1.78	1	15	16	0.17	8	14	111.5
WAC	12	40	23	0.58	13	84	.119	356	11	10	0	65	1.62	1	6	7	0.17	2	6	38.0
Nia Freeman	31	111	197	1.77	75	510	.239	12	0	1	1	34	0.31	10	71	81	0.73	7	0	242.5
WAC	16	53	106	2.00	34	263	.274	6	0	0	0	20	0.38	3	30	33	0.62	3	0	124.0
Kelly Crow	30	111	386	3.48	132	1074	.236	26	11	20	33	282	2.54	2	31	33	0.30	5	0	414.5
WAC	15	53	201	3.79	72	567	.228	8	8	10	18	160	3.02	0	11	11	0.21	1	0	214.5
Kylie Miraldi	26	74	71	0.96	22	219	.224	5	0	0	0	19	0.26	6	47	53	0.72	5	0	100.5
WAC	14	45	45	1.00	13	142	.225	0	0	0	0	13	0.29	3	22	25	0.56	5	0	59.0
Brittany Collet	19	40	15	0.38	6	42	.214	279	7	5	0	73	1.83	1	4	5	0.12	0	2	25.0
WAC	11	26	14	0.54	3	30	.367	212	6	3	0	65	2.50	1	1	2	0.08	0	1	21.5
Niki Clement	16	60	166	2.77	89	466	.165	15	9	19	28	145	2.42	5	19	24	0.40	1	0	189.5
WAC	6	21	51	2.43	33	147	.122	1	5	3	12	47	2.24	3	2	5	0.24	0	0	60.0
Brianna Amian	31	112	274	2.45	159	867	.133	18	26	31	21	176	1.57	6	51	57	0.51	7	1	331.5
WAC	16	56	151	2.70	95	518	.108	10	16	18	15	112	2.00	4	31	35	0.62	4	0	186.5
Amber Biddle	15	19	0	0.00	0	2	.000	0	0	0	0	1	0.05	0	2	2	0.11	0	0	1.0
WAC	8	11	0	0.00	0	1	.000	0	0	0	0	1	0.09	0	2	2	0.18	0	0	1.0
Thao Pham	26	53	0	0.00	0	4	.000	8	4	7	7	67	1.26	0	0	0	0.00	0	0	4.0
WAC	14	28	0	0.00	0	1	.000	5	4	2	6	48	1.71	0	0	0	0.00	0	0	4.0
Courtney Zellmer	31	105	3	0.03	4	14	-.071	36	12	32	1	165	1.57	0	0	0	0.00	0	2	15.0
WAC	16	55	3	0.05	4	11	-.091	26	5	18	1	97	1.76	0	0	0	0.00	0	1	8.0
Sarah McAtee	13	25	4	0.16	9	34	-.147	0	1	3	1	6	0.24	0	3	3	0.12	1	0	6.5
WAC	8	17	2	0.12	6	24	-.167	0	1	2	1	3	0.18	0	3	3	0.12	1	0	4.5
TEAM								22												
WAC								11												
SAN JOSÉ STATE	30	116	1466	12.64	599	4038	.215	1354	140	245	142	1583	13.65	35	308	189.0	1.63	38	22	1795.0
WAC	16	58	734	12.66	314	2116	.198	675	85	108	77	859	14.81	16	136	84.0	1.45	19	10	903.0
Opponents	30	116	1489	12.84	592	3948	.227	1390	142	226	140	1631	14.06	45	385	237.5	2.05	60	26	1868.5
WAC			727	12.53	294	2027	.214	679	77	92	85	894	15.41	18	203	119.5	2.06	31	16	923.5



2009 SAN JOSÉ STATE VOLLEYBALL ROSTER

NO	NAME	POS	HT	YR	HOMETOWN/LAST SCHOOL
1	Thao Pham	DS/L	5-3	SR	San Jose, Calif./Piedmont Hills HS
2	Taylor Japhet	OH	5-11	FR	Grass Valley, Calif./Nevada Union HS
3	Kristal Tsukano	L/DS	5-3	SR	Honolulu, Hawaii/Kamehameha HS
4	Keri Waller	RS/MB	6-0	JR	Woodland, Calif./Sacramento City College
5	Brianna Amian	OH/RS	5-10	JR	Honolulu, Hawaii/Moanalua HS
6	Sarah McAtee	OH	6-0	SO	Grass Valley, Calif./Nevada Union HS
7	Kylie Miraldi	MB	6-1	SO	Grass Valley, Calif./Nevada Union HS
8	Devan Wong	DS/L	5-0	SO	El Sobrante, Calif./Salesian HS
9	Courtney Zellmer	RS/S	5-10	JR	Oakdale, Calif./Oakdale HS
10	Asia Casino	S/DS	5-8	SO	San Jose, Calif./UC Davis
11	Alex Akana	MB/OH	6-0	FR	Kailua, Hawaii/Kamehameha HS
12	Rebecca Hagemann	DS/OH	5-7	JR	Palo Alto, Calif./Foothill College
13	Caitlin Andrade	S	5-9	FR	Kailua, Hawaii/Kamehameha HS
14	Katie Turner	OH/L	5-7	FR	Tracy, Calif./Tracy HS
15	Krista Miller	OH/MB	6-0	FR	San Ramon, Calif./California HS
22	Kaci Miller	MB	6-3	FR	Folsom, Calif./Folsom HS

HEAD COACH: Oscar Crespo (San José State, 1990; 3rd season)

ASSISTANT COACH: Jeanine Haldi (San José State, 2003; 4th season)

ASSISTANT COACH: Annie Feller (UC Riverside, 1987; 2nd season)

VOLUNTEER ASSISTANT: Nik Rao (UC Davis, 2009; 1st season)

2009 Final Results (1-27, 1-15 WAC)

8/28-29	The Invitational at Seattle	10/1	L	at Utah State.....	3-0
8/28	L Washington	10/9	L	at Hawaii	3-0
8/29	L San Diego State.....	10/13	L	SACRAMENTO STATE	3-2
8/29	L Seattle.....	10/15	L	NEW MEXICO STATE.....	3-1
9/4-5	31st Annual Bank of Stockton Classic	10/17	W	LOUISIANA TECH.....	3-2
9/4	L Pacific.....	10/22	L	at Louisiana Tech	3-1
9/5	L Stanford	10/24	L	at New Mexico State.....	3-1
9/9	L at Saint Mary's.....	10/29	L	at Nevada	3-0
9/11-12	Molten/Hilton Garden Inn Classic	10/31	L	at Fresno State	3-1
9/11	L Eastern Washington.....	11/2	L	HAWAII.....	3-0
9/12	L California	11/5	L	UTAH STATE	3-1
9/18-19	USD Invitational	11/7	L	NEVADA	3-0
9/18	L UC Irvine	11/12	L	at Idaho	3-0
9/19	L San Diego	11/14	L	at Boise State.....	3-1
9/24	L IDAHO.....	11/19	L	FRESNO STATE.....	3-0
9/26	L BOISE STATE	11/21	L	at CSU Bakersfield	3-0

2009 Final Statistics

Player	MP	S	K	K/S	E	TA	Pct	A	SA	SE	RE	DIG	D/S	BS	BA	TB	B/S	BE	BHE	PTS
Caitlin Andrade	28	96	92	0.96	21	236	.301	772	26	22	1	222	2.31	1	9	10	0.10	17	29	123.5
WAC Only	16	59	50	0.85	10	141	.284	504	21	15	1	141	2.39	0	7	7	0.12	10	16	74.5
Kylie Miraldi	28	101	220	2.18	78	575	.247	11	6	14	3	44	0.44	8	41	49	0.49	6	3	254.5
WAC Only	16	59	156	2.64	47	351	.311	5	6	12	0	26	0.44	4	25	29	0.49	2	1	178.5
Alex Akana	28	101	201	1.99	100	535	.189	10	15	31	2	37	0.37	5	41	46	0.46	2	2	241.5
WAC Only	16	59	122	2.07	66	324	.173	5	10	16	2	25	0.42	2	29	31	0.53	2	1	148.5
Sarah McAtee	23	54	67	1.24	40	194	.139	4	6	7	8	48	0.89	0	11	11	0.20	2	0	78.5
WAC Only	13	38	54	1.42	32	159	.138	4	5	6	7	44	1.16	0	10	10	0.26	2	0	64.0
Taylor Japhet	28	100	249	2.49	174	835	.090	8	7	10	15	88	0.88	4	19	23	0.23	13	2	269.5
WAC Only	16	59	149	2.53	110	511	.076	3	6	10	12	63	1.07	4	13	17	0.29	6	2	165.5
Asia Casino	18	46	9	0.20	6	36	.083	107	11	11	6	63	1.37	0	8	8	0.17	2	3	24.0
WAC Only	11	33	3	0.09	1	10	.200	42	7	7	5	44	1.33	0	1	1	0.03	1	2	10.5
Kristal Tsukano	28	101	118	1.17	98	463	.043	55	8	50	36	313	3.10	1	7	8	0.08	4	7	130.5
WAC Only	16	59	63	1.07	51	240	.050	35	5	24	18	179	3.03	0	5	5	0.08	4	6	70.5
Krista Miller	26	81	95	1.17	95	405	.000	5	1	1	7	52	0.64	0	27	27	0.33	2	1	109.5
WAC Only	15	55	73	1.33	73	297	.000	4	0	1	7	43	0.78	0	21	21	0.38	2	1	83.5
Courtney Zellmer	25	81	42	0.52	55	159	-.082	29	18	38	39	206	2.54	2	4	6	0.07	1	0	64.0
WAC Only	13	39	5	0.13	8	26	-.115	10	8	13	15	92	2.36	0	0	0	0.00	0	0	13.0
Kaci Miller	10	18	1	0.06	2	8	-.125	1	0	0	0	1	0.06	0	1	1	0.06	3	0	1.5
WAC Only	6	14	1	0.07	2	7	-.143	1	0	0	0	1	0.07	0	1	1	0.07	3	0	1.5
Katie Turner	28	79	16	0.20	27	81	-.136	12	9	39	14	146	1.85	0	2	2	0.03	1	3	26.0
WAC Only	16	41	4	0.10	12	27	-.296	6	2	17	7	56	1.37	0	0	0	0.00	0	2	6.0
Thao Pham	25	85	1	0.01	3	9	-.222	31	17	21	23	227	2.67	0	0	0	0.00	0	3	18.0
WAC Only	13	43	1	0.02	1	5	.000	17	8	12	15	124	2.88	0	0	0	0.00	0	2	9.0
Devan Wong	7	11	0	0.00	1	1	-1.000	0	0	1	1	12	1.09	0	0	0	0.00	0	0	0.0
WAC Only	2	6	0	0.00	0	0	.000	0	0	0	1	9	1.50	0	0	0	0.00	0	0	0.0
TEAM											11									
WAC Only											6									
SAN JOSÉ STATE	28	101	1111	11.00	700	3537	.116	1045	124	245	166	1459	14.45	21	170	106.0	1.05	53	53	1341.0
WAC Only	16	59	681	11.54	413	2098	.128	636	78	133	96	847	14.36	10	112	66.0	1.12	32	33	825.0
Opponents	28	101	1227	12.15	450	3351	.232	1093	166	202	124	1420	14.06	62	375	249.5	2.47	33	24	1642.5
WAC Only	16	59	720	12.20	274	1991	.224	641	96	97	78	823	13.95	41	233	157.5	2.67	19	15	973.5



2010 SAN JOSÉ STATE VOLLEYBALL ROSTER

NO	NAME	POS	HT	YR	HOMETOWN/LAST SCHOOL
1	Hanah Blume	LS	6-0	FR	Columbia, Calif./Sonora HS
2	Taylor Japhet	LS	5-11	SO	Grass Valley, Calif./Nevada Union HS
3	Sarah Griest	LS/RS	6-0	FR	Foster City, Calif./San Mateo HS
5	Brianna Amian	LS/RS	5-10	JR	Kaneohe, Hawaii/Moanalua HS
6	Sarah McAtee	RS/LS	6-0	JR	Grass Valley, Calif./Nevada Union HS
7	Kylie Miraldi	MB	6-1	JR	Grass Valley, Calif./Nevada Union HS
9	Courtney Zellmer	L	5-10	SR	Oakdale, Calif./Oakdale HS
10	Asia Casino	S/DS	5-8	JR	San Jose, Calif./UC Davis
11	Alex Akana	MB	6-0	SO	Kailua, Hawaii/Kamehameha HS
12	Lindsay Noone	LS/RS	5-11	FR	San Jose, Calif./Leigh HS
13	Caitlin Andrade	S	5-9	SO	Kailua, Hawaii/Kamehameha HS
14	Katie Turner	DS/L	5-7	SO	Tracy, Calif./Tracy HS
15	Krista Miller	LS/RS	6-0	SO	San Ramon, Calif./California HS
44	Leilani Marple	DS/L	5-4	SR	Ewa Beach, Hawaii/Concordia Univ.

HEAD COACH: Oscar Crespo (San José State, 1990; 4th season)

ASSISTANT COACH: Jeanine Haldi (San José State, 2003; 5th season)

ASSISTANT COACH: Annie Feller (UC Riverside, 1987; 3rd season)

VOLUNTEER ASSISTANT: Nik Rao (UC Davis, 2009; 2nd season)

2010 Final Results (8-22, 3-13 WAC)

8/27-28	North Dakota Classic	9/23	L	BOISE STATE.....	3-2
8/27	L North Dakota.....	9/25	W	IDAHO.....	3-2
8/28	L Gonzaga.....	9/30	L	at Nevada.....	3-0
8/28	L Drake.....	10/2	W	at Utah State.....	3-1
9/1-3	SJSU/SMC TOURNAMENT	10/4	L	at Idaho.....	3-0
9/1	L SAINT MARY'S.....	10/7	L	NEW MEXICO STATE.....	3-0
9/2	L #14 UCLA.....	10/9	W	LOUISIANA TECH.....	3-0
9/3	W UC RIVERSIDE.....	10/15	L	at #4 Hawaii.....	3-0
9/7	L at Sacramento State.....	10/19	L	PACIFIC.....	3-0
9/10-11	SJSU TOURNAMENT	10/23	L	FRESNO STATE.....	3-1
9/10	W PORTLAND STATE.....	10/28	L	UTAH STATE.....	3-0
9/11	W SEATTLE.....	10/30	L	NEVADA.....	3-2
9/11	W CSU BAKERSFIELD.....	11/4	L	at Louisiana Tech.....	3-1
9/17-18	UNLV Classic	11/6	L	at New Mexico State.....	3-1
9/17	L Xavier.....	11/13	L	#3 HAWAII.....	3-0
9/18	W UNLV.....	11/15	L	at Boise State.....	3-1
9/18	L Cal State Northridge.....	11/18	L	at Fresno State.....	3-0

2010 Final Statistics

Player	MP	S	K	K/S	E	TA	Pct	A	SA	SE	RE	DIG	D/S	BS	BA	TB	B/S	BE	BHE	PTS
Hanah Blume	30	102	295	2.89	154	845	.167	33	12	23	27	220	2.16	0	18	18	0.18	1	2	316.0
WAC Only	16	57	154	2.70	87	465	.144	19	10	12	13	114	2.00	0	14	14	0.25	0	1	171.0
Alex Akana	29	103	217	2.11	84	529	.251	7	14	22	1	55	0.53	2	57	59	0.57	2	1	261.5
WAC Only	15	54	110	2.04	48	284	.218	4	5	8	1	23	0.43	1	27	28	0.52	1	0	129.5
Brianna Amian	30	102	183	1.79	118	568	.114	18	3	17	19	127	1.25	4	41	45	0.44	1	2	210.5
WAC Only	16	57	94	1.65	73	294	.071	13	1	8	11	87	1.53	3	25	28	0.49	0	1	110.5
Taylor Japhet	27	79	157	1.99	83	443	.167	8	6	13	10	56	0.71	1	18	19	0.24	3	1	173.0
WAC Only	15	47	109	2.32	59	304	.164	7	4	7	3	42	0.89	0	9	9	0.19	2	0	117.5
Kylie Miraldi	22	70	113	1.61	50	332	.190	8	1	3	1	18	0.26	5	38	43	0.61	4	0	138.0
WAC Only	16	54	87	1.61	34	254	.209	5	1	2	1	12	0.22	4	31	35	0.65	3	0	107.5
Caitlin Andrade	29	105	94	0.90	31	239	.264	1011	14	22	0	212	2.02	1	15	16	0.15	9	13	116.5
WAC Only	15	56	53	0.95	19	137	.248	538	8	11	0	97	1.73	0	8	8	0.14	4	8	65.0
Krista Miller	22	55	89	1.62	61	273	.103	4	2	2	2	18	0.33	2	21	23	0.42	3	1	103.5
WAC Only	11	23	37	1.61	19	98	.184	1	0	0	0	5	0.22	1	12	13	0.57	1	0	44.0
Sarah Griest	26	63	86	1.37	28	214	.271	2	0	0	0	11	0.17	3	28	31	0.49	2	3	103.0
WAC Only	13	27	36	1.33	11	84	.298	0	0	0	0	4	0.15	2	9	11	0.41	0	1	42.5
Sarah McAtee	23	47	71	1.51	53	212	.085	0	1	6	4	23	0.49	0	16	16	0.34	8	1	80.0
WAC Only	13	25	37	1.48	19	112	.161	0	1	0	3	15	0.60	0	4	4	0.16	4	1	40.0
Asia Casino	29	100	8	0.08	8	32	.000	61	22	27	21	168	1.68	0	1	1	0.01	0	2	30.5
WAC Only	15	53	6	0.11	3	17	.176	44	11	10	9	100	1.89	0	1	1	0.02	0	1	17.5
Courtney Zellmer	30	98	5	0.05	5	21	.000	38	9	18	20	248	2.53	0	0	0	0.00	0	0	14.0
WAC Only	16	54	5	0.09	4	15	.067	15	6	6	6	102	1.89	0	0	0	0.00	0	0	11.0
Katie Turner	29	101	1	0.01	4	10	-.300	37	23	33	42	321	3.18	0	0	0	0.00	0	1	24.0
WAC Only	15	55	1	0.02	1	3	.000	23	14	25	25	197	3.58	0	0	0	0.00	0	0	15.0
Leilani Marple	10	13	0	0.00	0	0	.000	0	1	4	2	9	0.69	0	0	0	0.00	0	0	1.0
WAC Only	4	4-0	0	0.00	0	0	.000	0	0	2	2	1	0.25	0	0	0	0.00	0	0	0.0
Team											12									
WAC Only											6									
San José State	30	108	1319	12.21	679	3718	.172	1227	108	190	161	1486	13.76	18	253	144.5	1.34	33	27	1571.5
WAC Only	16	59	729	12.36	377	2067	.170	669	61	91	80	799	13.54	11	140	81.0	1.37	15	13	871.0
Opponents	30	108	1409	13.05	475	3598	.260	1299	161	196	108	1496	13.85	47	388	241.0	2.23	47	22	1811.0
WAC Only	16	59	791	13.41	264	1975	.267	739	80	101	61	826	14.00	20	236	138.0	2.34	29	11	1009.0



2011 SAN JOSÉ STATE VOLLEYBALL ROSTER

NO	NAME	POS	HT	YR	HOMETOWN/LAST SCHOOL
1	Hanah Blume	LS	6-0	SO	Columbia, Calif./Sonora HS/Mother Lode
2	Taylor Japhet	LS	5-11	JR	Grass Valley, Calif./Nevada Union HS/Force
3	Sarah Griest	RS/MB	6-0	SO	Foster City, Calif./San Mateo HS/City Beach
4	Mary Alice O'Reilly	MB	6-1	FR	San Bruno, Calif./Mercy HS/Vision
5	Brianna Amian	OH/RS	5-10	SR	Kaneohe, Hawaii/Moanalua HS/Imi Ike
6	Kiely Pieper	DS	5-10	FR	Los Gatos, Calif./Los Gatos HS/Vision
7	Kylie Miraldi	MB	6-1	SR	Grass Valley, Calif./Nevada Union HS/Force
8	Savanah Leaf	LS	6-0	FR	San Anselmo, Calif./Marin Academy HS/Golden Bear
9	Samantha O'Connell	LS	6-0	FR	Reno, Nev./Reno HS/Northern Nevada
10	Asia Casino	DS/S	5-8	SR	San Jose, Calif./UC Davis/Vision
11	Alex Akana	MB	6-0	JR	Kailua, Hawaii/Kamehameha HS/Imi Ike
12	Capri Tirrell	DS	5-6	FR	Kailua, Hawaii/Maryknoll HS/Maunalani
13	Caitlin Andrade	S	5-9	JR	Kailua, Hawaii/Kamehameha HS/Jammers
14	Katie Turner	L	5-7	JR	Tracy, Calif./Tracy HS/Rage
15	Krista Miller	RS	6-0	JR	San Ramon, Calif./California HS/Norcal

Head Coach: Oscar Crespo (San José State, 1990; 5th season)

Assistant Coach: Jeanine Haldi (San José State, 2002; 6th season)

Assistant Coach: Nik Rao (UC Davis, 2009; 3rd season)

Volunteer Assistant Coach: Annie Feller (UC Riverside, 1987; 4th season)

2011 Final Results (12-17, 6-8 WAC)

8/26-27	ASU/Sheraton Classic	9/24	L	at Idaho	3-0
8/26	L Wisconsin-Milwaukee	9/29	L	FRESNO STATE	3-2
8/27	L Denver	10/1	W	NEVADA	3-0
8/27	W Arizona State	10/4	L	SACRAMENTO STATE	3-1
9/2-3	Fiesta Bowl Tournament, Flagstaff, Ariz.	10/8	L	at #9 Hawaii	3-0
9/2	L Northern Arizona	10/13	W	at Louisiana Tech	3-0
9/3	L New Mexico	10/15	L	at New Mexico State	3-0
9/3	W Hampton	10/19	W	UTAH STATE	3-1
9/9-10	San José State/Santa Clara Invitational	10/21	W	IDAHO	3-2
9/9	L NORTH DAKOTA	10/25	L	#7 HAWAII	3-0
9/10	L UC SANTA BARBARA	10/27	W	at Nevada	3-0
9/15-17	Hilton Stockton Invitational	10/29	L	at Fresno State	3-1
9/15	W Pacific	11/10	L	NEW MEXICO STATE	3-0
9/16	W CSU Bakersfield	11/12	W	LOUISIANA TECH	3-1
9/17	L Loyola Marymount	11/15	W	TEXAS TECH	3-2
9/17	W UC Riverside	11/21		WAC Tournament, Las Vegas, Nev.	
9/22	L at Utah State	11/21	L	New Mexico State	3-0

2011 Final Statistics

##	Name	SP	MP-MS	K	K/Set	E	TA	Pct	A	A/Set	SA	SE	RE	DIG	Dig/S	BS	BA	TB	Blk/S	BE	BHE	PTS
8	Leaf, Savannah	87	24-24	257	2.95	162	804	.118	25	0.29	17	35	30	230	2.64	4	31	35	0.40	6	3	293.5
	WAC Only	39	11-11	117	3.00	61	355	.158	10	0.26	4	15	15	96	2.46	1	8	9	0.23	2	1	126.0
7	Miraldi, Kylie	99	29-29	203	2.05	52	504	.300	19	0.19	2	7	2	57	0.58	10	67	77	0.78	4	3	248.5
	WAC Only	47	14-14	103	2.19	22	239	.339	10	0.21	0	1	1	22	0.47	4	23	27	0.57	1	0	118.5
11	Akana, Alex	98	29-28	200	2.04	63	443	.309	27	0.28	6	13	1	39	0.40	9	77	86	0.88	2	6	253.5
	WAC Only	47	14-14	102	2.17	32	225	.311	19	0.40	4	11	1	28	0.60	5	27	32	0.68	1	4	124.5
15	Miller, Krista	92	29-22	167	1.82	73	437	.215	21	0.23	18	30	16	245	2.66	3	42	45	0.49	4	1	209.0
	WAC Only	43	14-9	80	1.86	22	196	.296	9	0.21	5	12	7	119	2.77	3	14	17	0.40	2	1	95.0
2	Japhet, Taylor	65	21-15	156	2.40	81	478	.157	7	0.11	4	19	12	90	1.38	1	17	18	0.28	3	1	169.5
	WAC Only	17	7-3	31	1.82	29	119	.017	2	0.12	1	5	3	10	0.59	0	1	1	0.06	1	1	32.5
1	Blume, Hanah	72	25-12	77	1.07	64	307	.042	16	0.22	11	14	18	144	2.00	2	8	10	0.14	1	1	94.0
	WAC Only	41	13-10	56	1.37	39	221	.077	10	0.24	8	12	11	97	2.37	1	4	5	0.12	1	1	67.0
9	O'Connell, S.	37	16-4	74	2.00	30	241	.183	1	0.03	5	8	5	47	1.27	2	19	21	0.57	1	0	90.5
	WAC Only	23	9-2	45	1.96	17	142	.197	0	0.00	3	6	1	22	0.96	0	13	13	0.57	1	0	54.5
13	Andrade, Caitlin	102	29-28	70	0.69	21	185	.265	976	9.57	17	30	0	225	2.21	2	34	36	0.35	12	14	106.0
	WAC Only	48	14-13	36	0.75	9	86	.314	452	9.42	10	11	0	97	2.02	2	12	14	0.29	3	8	54.0
5	Amian, Brianna	31	14-7	37	1.19	24	118	.110	6	0.19	1	3	2	33	1.06	0	15	15	0.48	0	0	45.5
	WAC Only	18	8-5	16	0.89	17	62	-.016	2	0.11	1	2	1	13	0.72	0	5	5	0.28	0	0	19.5
4	O'Reilly, Mary Alice	26	16-1	33	1.27	14	79	.241	0	0.00	2	1	0	3	0.12	2	12	14	0.54	1	1	43.0
	WAC Only	11	8-0	13	1.18	7	33	.182	0	0.00	2	1	0	1	0.09	2	5	7	0.64	1	0	19.5
3	Griest, Sarah	14	10-0	12	0.86	3	28	.321	2	0.14	3	0	0	4	0.29	1	5	6	0.43	1	0	18.5
	WAC Only	5	5-0	4	0.80	0	8	.500	1	0.20	1	0	0	1	0.20	0	1	1	0.20	0	0	5.5
10	Casino, Asia	36	20-1	3	0.08	1	11	.182	65	1.81	4	3	2	41	1.14	0	0	0	0.00	1	3	7.0
	WAC Only	18	9-1	1	0.06	0	4	.250	24	1.33	2	1	1	13	0.72	0	0	0	0.00	0	1	3.0
14	Turner, Katie	69	23-3	2	0.03	2	9	.000	26	0.38	8	20	15	194	2.81	0	0	0	0.00	0	2	10.0
	WAC Only	21	8-2	0	0.00	1	2	-.500	4	0.19	1	2	4	49	2.33	0	0	0	0.00	0	1	1.0
6	Pieper, Kiely	66	21-0	1	0.02	0	4	.250	16	0.24	20	24	18	140	2.12	0	0	0	0.00	0	1	21.0
	WAC Only	44	13-0	1	0.02	0	4	.250	13	0.30	17	17	11	112	2.55	0	0	0	0.00	0	1	18.0
12	Tirrell, Capri	12	6-0	0	0.00	1	1	-1.000	1	0.08	0	2	2	12	1.00	0	0	0	0.00	0	0	0.0
	WAC Only	4	2-0	0	0.00	0	0	.000	1	0.25	0	1	1	3	0.75	0	0	0	0.00	0	0	0.0
TEAM		15																				
	SAN JOSÉ STATE	105	29-29	1292	12.30	591	3649	.192	1208	11.50	118	209	138	1504	14.32	36	327	199.5	1.90	36	36	1609.5
	WAC Only	49	14-14	605	12.35	256	1696	.206	557	11.37	59	97	66	683	13.94	18	113	74.5	1.52	13	19	738.5
	Opponents	105	29-29	1331	12.68	556	3661	.212	1217	11.59	138	189	118	1526	14.53	36	344	208.0	1.98	45	27	1677.0
	WAC Only	49	14-14	622	12.69	243	1668	.227	560	11.43	66	74	59	725	14.80	17	164	99.0	2.02	22	9	787.0



2012 SAN JOSÉ STATE VOLLEYBALL ROSTER

NO	NAME	POS	HT	YR	HOMETOWN/LAST SCHOOL
1	Hanah Blume	LS	6-0	JR	Columbia, Calif./Sonora HS/Mother Lode
2	Michaela Leonard	S	5-9	FR	Auburn, Calif./Placer HS/NCVC
3	Sarah Griest	RS/MB	6-0	JR	Foster City, Calif./San Mateo HS/City Beach
4	Mary Alice O'Reilly	MB	6-1	SO	San Bruno, Calif./Mercy HS/Vision
6	Kiely Pieper	L	5-10	SO	Los Gatos, Calif./Los Gatos HS/Vision
7	Brittney Diffinè	S	5-7	JR	Riverside, Calif./Shorter University
9	Samantha O'Connell	LS	6-0	SO	Reno, Nev./Reno HS/Northern Nevada
11	Alex Akana	MB	6-0	SR	Kailua, Hawaii/Kamehameha HS/Imi Ike
12	Sydney LaFollette	MB/OH	6-0	FR	San Dimas, Calif./South Hills HS/Pacific Jrs.
14	Katie Turner	DS	5-7	SR	Tracy, Calif./Tracy HS/Rage
15	Krista Miller	RS	6-0	SR	San Ramon, Calif./California HS/Norcal

Head Coach: Oscar Crespo (San José State, 1990; 6th season)

Assistant Coach: Jeanine Haldi (San José State, 2003; 7th season)

Assistant Coach: Nik Rao (UC Davis, 2009; 4th season)

Volunteer Assistant: Annie Feller (UC Riverside, 1987; 5th season)

2012 Final Results (14-16, 9-9 WAC)

8/24-25	UB Invitational, Buffalo, N.Y.	9/27	L	at UT Arlington.....	3-1
8/24	L Oral Roberts.....	9/29	W	at Louisiana Tech	3-0
8/24	W Buffalo	10/4	W	DENVER	3-0
8/25	L Canisius	10/6	L	NEW MEXICO STATE.....	3-1
8/31-9/1	Lonestar Showdown, Lubbock, Texas	10/13	L	at Utah State.....	3-0
8/31	W Northwestern State	10/15	W	TEXAS STATE.....	3-0
8/31	L Texas Tech	10/18	W	at Seattle U.....	3-0
9/1	W Texas-Pan American	10/20	L	at Idaho	3-1
9/7-8	Boise State Invitational	10/25	W	LOUISIANA TECH.....	3-1
9/7	L UC Irvine	10/27	W	UT ARLINGTON.....	3-1
9/7	L Boise State.....	11/1	L	at New Mexico State.....	3-0
9/8	W Southern Utah	11/3	L	at Denver	3-0
9/13	L at Texas State.....	11/10	W	UTAH STATE	3-0
9/15	L at UTSA.....	11/13	W	CSU BAKERSFIELD	3-0
9/20	W IDAHO.....	11/15	L	UTSA.....	3-0
9/22	W SEATTLE U	11/19		WAC Tournament, San Antonio, Texas	
9/25	L PACIFIC	11/19	L	at UTSA.....	3-0

2012 Final Statistics

#	Name	SP	MP-MS	K	K/Set	E	TA	Pct	A	A/Set	SA	SE	RE	DIG	Dig/S	BS	BA	TB	Bik/S	BE	BHE	PTS
4	O'Reilly, M.	107	30-30	342	3.20	97	713	.344	18	0.17	1	10	2	43	0.40	18	80	98	0.92	11	0	401.0
	WAC Only	63	18-18	215	3.41	57	439	.360	12	0.19	1	6	1	23	0.37	10	47	57	0.90	5	0	249.5
1	Blume, Hanah	107	30-30	279	2.61	141	982	.141	15	0.14	31	28	31	343	3.21	1	15	16	0.15	7	4	318.5
	WAC Only	63	18-18	157	2.49	85	566	.127	11	0.17	22	17	19	175	2.78	0	8	8	0.13	3	3	183.0
9	O'Connell, S.	103	29-28	261	2.53	153	917	.118	5	0.05	19	34	2	226	2.19	4	44	48	0.47	9	2	306.0
	WAC Only	62	18-17	154	2.48	95	551	.107	2	0.03	13	21	1	146	2.35	2	24	26	0.42	5	2	181.0
15	Miller, Krista	105	30-30	227	2.16	105	631	.193	19	0.18	20	47	41	258	2.46	2	72	74	0.70	2	2	285.0
	WAC Only	63	18-18	129	2.05	65	368	.174	13	0.21	12	30	27	166	2.63	2	39	41	0.65	2	1	162.5
11	Akana, Alex	102	29-29	223	2.19	110	546	.207	26	0.25	18	12	1	69	0.68	9	86	95	0.93	0	4	293.0
	WAC Only	62	18-18	139	2.24	64	322	.233	15	0.24	7	8	1	40	0.65	7	45	52	0.84	0	2	175.5
2	Leonard, Michaela	107	30-30	21	0.20	12	80	.112	1189	11.11	23	36	0	231	2.16	4	38	42	0.39	7	27	67.0
	WAC Only	63	18-18	13	0.21	8	51	.098	710	11.27	14	24	0	125	1.98	4	22	26	0.41	2	16	42.0
12	LaFollette, Sydney	44	21-0	17	0.39	12	69	.072	0	0.00	0	0	0	12	0.27	0	2	2	0.05	2	0	18.0
	WAC Only	28	14-0	9	0.32	6	35	.086	0	0.00	0	0	0	10	0.36	0	1	1	0.04	1	0	9.5
3	Griest, Sarah	33	18-1	14	0.42	9	40	.125	3	0.09	5	8	0	13	0.39	0	8	8	0.24	0	0	23.0
	WAC Only	15	10-0	3	0.20	2	12	.083	1	0.07	1	5	0	2	0.13	0	4	4	0.27	0	0	6.0
7	Diffinè, Brittney	11	9-0	1	0.09	0	3	.333	6	0.55	1	0	0	3	0.27	1	0	1	0.09	1	1	3.0
	WAC Only	5	5-0	0	0.00	0	0	.000	5	1.00	1	0	0	2	0.40	0	0	0	0.00	1	0	1.0
6	Pieper, Kiely	107	30-0	1	0.01	1	7	.000	16	0.15	23	32	22	408	3.81	0	0	0	0.00	0	2	24.0
	WAC Only	63	18-0	0	0.00	1	1	1.000	7	0.11	15	19	14	244	3.87	0	0	0	0.00	0	1	15.0
14	Turner, Katie	46	17-2	0	0.00	2	16	-.125	4	0.09	0	3	7	84	1.83	0	0	0	0.00	0	0	0.0
	WAC Only	16	8-1	0	0.00	0	5	.000	1	0.06	0	0	3	24	1.50	0	0	0	0.00	0	0	0.0
TEAM																					20	
WAC Only																					14	
SAN JOSÉ STATE		107	30-30	1386	12.95	642	4004	.186	1301	12.16	141	210	126	1690	15.79	39	345	211.5	1.98	39	42	1738.5
	WAC Only	63	18-18	819	13.00	383	2350	.186	777	12.33	86	130	80	957	15.19	25	190	120.0	1.90	19	25	1025.0
Opponents		107	30-30	1324	12.37	556	3810	.202	1225	11.45	126	204	141	1723	16.10	47	383	238.5	2.23	45	40	1688.5
WAC Only		63	18-18	772	12.25	327	2198	.202	713	11.32	80	113	86	990	15.71	31	229	145.5	2.31	29	26	997.5



2013 SAN JOSÉ STATE VOLLEYBALL ROSTER

NO	NAME	POS	HT	YR	HOMETOWN/LAST SCHOOL
1	Hanah Blume	LS	6-0	SR	Columbia, Calif./Sonora HS/Mother Lode
2	Michaela Leonard	S	5-9	SO	Auburn, Calif./Placer HS/NCVC
3	Sarah Griest	MB	6-0	SR	Foster City, Calif./San Mateo HS/City Beach
4	Mary Alice O'Reilly	MB	6-1	JR	San Bruno, Calif./Mercy HS/Vision
5	Tyanna Roy	LS/RS	6-0	SO	Hayward, Calif./Blinn College/Golden Bear VBC
6	Kiely Pieper	L	5-10	JR	Los Gatos, Calif./Los Gatos HS/Vision
7	Brittney Diffinè	S	5-7	SR	Riverside, Calif./Shorter University
9	Samantha O'Connell	LS	6-0	JR	Reno, Nev./Reno HS/Northern Nevada
10	Lauren Jacobsen	LS/RS	6-0	FR	Chandler, Ariz./Hamilton HS/AZ East Valley Jrs
11	Megan Powers	MB	6-0	FR	Glendale, Ariz./Ironwood HS/ Revolution VB Academy
12	Sydney LaFollette	RS	6-0	SO	San Dimas, Calif./South Hills HS/Pacific Jrs.
13	Lindsay Skadeland	RS	6-1	FR	Glendale, Ariz./Mountain Ridge HS/RVA
14	Sara Schell	LS	5-11	FR	Grass Valley, Calif./Bear River HS/NCVC
15	Cori O'Donoghue	DS	5-6	SO	Huntington Beach, Calif./Golden West College/Shockwave

HEAD COACH: Oscar Crespo (San José State, 1990; 7th season)

ASSISTANT COACH: Jeanine Haldi (San José State, 2003; 8th season)

ASSISTANT COACH: Megan Burton (Saint Mary's, 2012; 1st season)

VOLUNTEER ASSISTANT: Annie Feller (UC Riverside, 1987; 6th season)

2013 Final Results (8-23, 5-15 MW)

8/30-31	Tribe Invitational, Williamsburg, Va.	10/5	L	at San Diego State.....	3-0
8/30	L at William & Mary.....	10/10	W	NEVADA	3-2
8/30	L at William & Mary.....	10/11	L	at Fresno State	3-0
8/31	L vs. Northern Arizona	10/13	L	at CSU Bakersfield	3-1
8/31	L vs. Campbell.....	10/17	W	AIR FORCE	3-1
9/6-7	Sacramento State Invitational Sacramento, Calif.	10/19	L	NEW MEXICO.....	3-1
9/6	W at Sacramento State	10/24	L	at Wyoming	3-1
9/7	L vs. Cal Poly.....	10/26	L	at #12 Colorado State	3-0
9/7	L vs. Central Connecticut	11/1	L	FRESNO STATE.....	3-2
9/11	W EASTERN WASHINGTON.....	11/2	W	at Nevada	3-0
9/13-14	Bankers Classic, Stockton, Calif.	11/7	W	SAN DIEGO STATE	3-2
9/13	L vs. Winthrop.....	11/9	W	UNLV.....	3-2
9/14	W vs. UC Riverside	11/14	L	at Utah State.....	3-0
9/14	L at Pacific.....	11/16	L	at Boise State.....	3-0
9/26	L BOISE STATE.....	11/21	L	#10 COLORADO STATE.....	3-0
9/28	L UTAH STATE	11/23	L	WYOMING	3-2
10/3	L at UNLV.....	11/27	L	at New Mexico	3-0
		11/29	L	at Air Force	3-0

2013 Final Statistics

##	Name	SP	MP-MS	K	K/Set	E	TA	Pct	A	A/Set	SA	SE	RE	DIG	Dig/S	BS	BA	TB	Blk/S	BE	BHE	PTS
1	BLUME, Hanah	115	31-30	413	3.59	140	1195	.228	12	0.10	9	18	20	362	3.15	4	37	41	0.36	12	5	444.5
	MW Only	73	20-19	254	3.48	89	735	.224	8	0.11	7	13	9	200	2.74	1	17	18	0.25	4	4	270.5
4	O'REILLY, M.A.	115	31-31	340	2.96	119	772	.286	11	0.10	0	1	3	36	0.31	16	95	111	0.97	16	0	403.5
	MW Only	73	20-20	220	3.01	77	496	.288	5	0.07	0	1	3	20	0.27	8	52	60	0.82	10	0	254.0
10	JACOBSEN, L.	111	30-22	263	2.37	162	874	.116	10	0.09	15	17	14	199	1.79	6	39	45	0.41	6	2	303.5
	MW Only	74	20-16	176	2.38	107	562	.123	7	0.09	7	9	13	150	2.03	4	30	34	0.46	4	2	202.0
3	GRIEST, Sarah	106	31-30	219	2.07	76	515	.278	6	0.06	29	43	1	45	0.42	7	80	87	0.82	13	4	295.0
	MW Only	66	20-19	132	2.00	44	310	.284	3	0.05	15	30	0	23	0.35	5	47	52	0.79	4	3	175.5
5	ROY, Tyanna	108	31-18	169	1.56	81	471	.187	5	0.05	13	18	14	118	1.09	1	51	52	0.48	7	1	208.5
	MW Only	70	20-11	107	1.53	51	298	.188	2	0.03	1	4	9	53	0.76	0	32	32	0.46	4	1	124.0
12	LaFOLLETTE, S.	43	20-5	37	0.86	29	140	.057	1	0.02	0	0	1	13	0.30	2	16	18	0.42	1	3	47.0
	MW Only	26	12-1	25	0.96	14	76	.145	1	0.04	0	0	1	6	0.23	1	9	10	0.38	1	2	30.5
2	LEONARD, M.	118	31-31	34	0.29	22	116	.103	1305	11.06	22	38	1	222	1.88	3	53	56	0.47	11	28	85.5
	MW Only	76	20-20	25	0.33	18	82	.085	846	11.13	10	22	0	144	1.89	2	31	33	0.43	6	18	52.5
11	POWERS, Megan	32	18-1	28	0.88	16	87	.138	2	0.06	3	2	1	13	0.41	3	25	28	0.88	0	0	46.5
	MW Only	29	15-1	24	0.83	13	74	.149	2	0.07	3	2	1	10	0.34	2	22	24	0.83	0	0	40.0
13	SKADELAND, L.	6	5-0	6	1.00	3	19	.158	0	0.00	0	0	0	1	0.17	0	3	3	0.50	0	0	7.5
	MW Only	3	3-0	2	0.67	0	3	.667	0	0.00	0	0	0	0	0.00	0	0	0	0.00	0	0	2.0
6	PIEPER, Kiely	96	26-9	2	0.02	0	4	.500	23	0.24	14	30	25	278	2.90	0	0	0	0.00	0	3	16.0
	MW Only	55	15-7	1	0.02	0	1	1.000	9	0.16	8	18	17	132	2.40	0	0	0	0.00	0	1	9.0
7	DIFFINE, Brittney	56	25-3	1	0.02	2	5	-.200	31	0.55	5	11	1	54	0.96	0	0	0	0.00	0	3	6.0
	MW Only	43	17-3	0	0.00	1	2	-.500	11	0.26	4	11	1	50	1.16	0	0	0	0.00	0	2	4.0
14	SCHELL, Sara	1	1-0	0	0.00	0	0	.000	0	0.00	0	0	0	1	1.00	0	0	0	0.00	0	0	0.0
9	O'CONNELL, S.	1	1-0	0	0.00	0	1	.000	0	0.00	0	0	0	0	0.00	0	0	0	0.00	0	0	0.0
15	O'DONOGHUE, C.	118	31-6	0	0.00	1	2	-.500	23	0.19	17	38	24	316	2.68	0	0	0	0.00	0	4	17.0
	MW Only	76	20-3	0	0.00	1	1	-1.000	22	0.29	16	31	17	204	2.68	0	0	0	0.00	0	1	16.0
	TEAM													22								
	MW Only													14								
	SAN JOSE STATE	118	31-31	1512	12.81	651	4201	.205	1429	12.11	127	216	127	1658	14.05	42	399	241.5	2.05	66	53	1880.5
	MW Only	76	20-20	966	12.71	415	2640	.209	916	12.05	71	141	85	992	13.05	23	240	143.0	1.88	33	34	1180.0
	Opponents	118	31-31	1605	13.60	529	4055	.265	1485	12.58	127	198	127	1789	15.16	66	376	254.0	2.15	58	20	1986.0
	MW Only	76	20-20	1041	13.70	327	2534	.282	972	12.79	85	115	71	1097	14.43	39	246	162.0	2.13	32	12	1288.0



SAN JOSE STATE
9

SAN JOSE STATE
12

SAN JOSE STATE
13

SAN JOSE STATE
4

SAN JOSE STATE
17

SAN JOSE STATE
7

SAN JOSE STATE
14

SAN JOSE STATE



SAN JOSE STATE
1

SAN JOSE STATE
2

SAN JOSE STATE
5

SAN JOSE STATE

SAN JOSE STATE
10

SAN JOSE STATE
6

SAN JOSE STATE
11