

# San José State University 2017 Women's Gymnastics



2017 Seniors  
Haleigh Shepard  
Rachel Heinl  
Erica Matos



# Meet Night....

# At Th



# Event Center



# San José State University Women's Gymnastics

## Table of Contents

|                                   |       |
|-----------------------------------|-------|
| Meet Day At The Event Center..... | 2-3   |
| 2017 Schedule .....               | 4     |
| 2017 Roster.....                  | 5     |
| Spartan Coaching Staff.....       | 10-13 |
| 2016 Review .....                 | 24-27 |
| Record Book .....                 | 28-67 |
| Letterwinners.....                | 30    |
| Coaching Records .....            | 31    |
| Top Team Scores .....             | 32-33 |
| Top Team Vault Scores .....       | 34-35 |
| Top Team Bars Scores.....         | 36-37 |
| Top Team Beam Scores.....         | 38-39 |
| Top Team Floor Scores .....       | 40-41 |
| Top All-Around Scores .....       | 42-43 |
| Top Floor Scores.....             | 44-45 |
| Top Bars Scores.....              | 46-47 |
| Top Beam Scores.....              | 48-49 |
| Top Floor Scores.....             | 50-51 |
| Regional Teams .....              | 52-53 |
| Postseason Results.....           | 54-55 |
| NCAA Championships .....          | 56    |
| NCAA Regional Honors .....        | 57    |
| Conference Meet Results.....      | 58-62 |
| All-Conference Honors .....       | 62-63 |
| Academic Honors .....             | 64-66 |
| Alumni Day 2016 .....             | 67    |

## Media Information

All media requests for credentials, interviews, etc., should go through the San Jose State Athletics Media Relations Office and Amy Villa, Associate SID. Please contact her at (408) 924-1216 or by email at amy.villa@sjsu.edu. No interviews will be granted on meet days prior to the event. Post-meet interviews will be conducted approximately 10 minutes after the final results have been announced. Copies of the final results will be provided to all media in attendance after the meet.

## San Jose State Athletics Web Site

Visit the official home page, <http://www.sjsuspartans.com>, of Spartan Athletics and the San José State women's gymnastics team on the Internet. You can see results, statistics and video as well as live scoring video at all home meets.

## Twitter

Follow Spartan Athletics on Twitter @SJSUathletics. Throughout the season, look for tweets about what is going on with the program and scoring updates at all away meets.

## 2017 SAN JOSE STATE UNIVERSITY WOMEN'S GYMNASTICS SCHEDULE

|          |             |  |                         |           |
|----------|-------------|--|-------------------------|-----------|
| Mon.     | Jan. 9      | NorCal Classic – Stanford, UC Davis<br>California, Sacramento State        | Berkeley, Calif.        | 7:00 p.m. |
| Fri.     | Jan. 13     | Sacramento State   | Sacramento, Calif.      | 7:00 p.m. |
| Sat.     | Jan. 21     | California, Washington   | Berkeley, Calif.        | 5:00 p.m. |
| Sat.     | Jan. 28     | Metroplex Challenge - Bowling Green<br>Central Michigan, George Washington | Fort Worth, Texas       | 6:00 p.m. |
| FRI.     | FEB. 3      | UC DAVIS   | THE EVENT CENTER        | 7:00 p.m. |
| FRI.     | FEB. 10     | SACRAMENTO STATE   | THE EVENT CENTER        | 7:00 p.m. |
| Sat.     | Feb. 18     | Air Force  | Colorado Springs, Colo. | 6:00 p.m. |
| Fri.     | Feb. 24     | UC Davis, Sacramento State, Seattle Pacific                                | Davis, Calif.           | 7:00 p.m. |
| SUN.     | MARCH 5     | UTAH STATE   | THE EVENT CENTER        | 2:00 p.m. |
| Fri.     | March 10    | Arkansas, Centenary  | Fayetteville, Ark.      | 7:00 p.m. |
| SAT.     | MARCH 18    | MPSF CHAMPIONSHIPS   | THE EVENT CENTER        | 6:00 P.M. |
| Sat.     | April 1     | NCAA Regionals   |                         |           |
| Th.-Sat. | April 14-16 | NCAA Championships   | St. Louis, Mo.          |           |

*Times are local to site.*

# 2017 San José State Women's Gymnastics Roster

| Name              | Events     | Ht. | Class | Hometown/Last School/Gym Club   |
|-------------------|------------|-----|-------|---|
| Chelsey Andrada   | AA         | 5-0 | FR    | Benicia, Calif./Benicia HS/North Bay Athletic Association             |
| Alisa Bogdan      | AA         | 5-5 | JR    | Henderson, Nev./Foothill HS/Gymcats                                   |
| Taylor Chan       | AA         | 5-3 | FR    | Coquitlam British Columbia/Centennial Secondary/<br>TAG Sports Center |
| Rachel Heini      | AA         | 5-4 | SR    | Mesa, Ariz./Red Mountain HS/Arizona Dynamics                          |
| Karli Houghton    | UB, BB     | 5-2 | FR    | Rancho Santa Margarita, Calif./Tesoro HS/Wildfire Gymnastics          |
| Madison Loomis    | AA         | 5-2 | FR    | Hemet, Calif./Hemet HS/SCEGA  |
| Erica Matos       | V, UB FX   | 5-3 | SR    | San Jose, Calif./Pioneer HS/Airborne Gymnastics                       |
| McElle McCartney  | UB, BB     | 5-6 | JR    | Vancouver, Wash./CAM Academy/Multnomah Athletic Club                  |
| Kaprece Nadonza   | UB         | 5-0 | SO    | Palmdale, Calif./Palmdale HS/Waller's Gym Jam Academy                 |
| Ellie Pascoe-Long | V, FX      | 5-1 | SO    | Eugene, Ore./Churchill HS/<br>National Academy of Artistic Gymnastics |
| Leah Perrino      |            | 5-2 | FR    | Scottsdale, Ariz./Desert Mountain HS/Gold Medal Gymnastics            |
| Josalyn Ray       | V, BB, FX  | 5-5 | SO    | Zion, Ill./Zion-Benton Township HS/M&M Gymnastics                     |
| Stephanie Relova  | AA         | 5-3 | SO    | Danville, Calif./San Ramon Valley HS/Edge Gymnastics                  |
| Michelle Shalit   | BB         | 5-2 | SO    | Livermore, Calif./Livermore HS/Edge Gymnastics                        |
| Haleigh Shepard   | UB, BB, FX | 5-4 | SR    | Modesto, Calif./Enochs HS/California Gymnastics Academy               |
| Kendal Watts      | AA         | 5-5 | SO    | Auburn, Wash./Auburn Riverside HS/Auburn Gymnastics Center            |
| Kaitlin Won       | AA         | 5-1 | JR    | Mesa, Ariz./Mesquite HS/Arizona Dynamics                              |

**Head Coach:** Wayne Wright

**Associate Head Coach:** Shella Martinez

**Assistant Coach:** Alise Blackwell

**Volunteer Assistant:** Julia Greer

## Pronunciations

Rachel HEINL: HIGH-null

Karli HOUGHTON: HOW-ton

Erica MATOS: MATT-ohss

KAPRECE NADONZA: Kah-prees nah-don-zah

Leah PERRINO: PURR-ee-no

Michelle SHALIT: shah-LEET

*Credits: The 2017 San José State Women's Gymnastics Guide is a product of the San José State University Athletic Media Relations Office. Writing, layout and editing by Amy Villa. Portraits: Terrell Lloyd. Photos & Candida: Terrell Lloyd. Action Photos: Terrell Lloyd, Ron Fried. All names, nicknames, logos and other indicia referring to San José State University are trademarked and protected by the university. Any unauthorized use is prohibited.*

*San José State University does not discriminate on the basis of race, color, religion, national origin, sex, sexual orientation, marital status, pregnancy, age disability, disabled veterans or Vietnam status. This policy applies to all SJSU students, faculty and staff programs and activities. Questions regarding this policy should be directed to the Director of the Office of Equal Employment Opportunity/ Affirmative Action, SJSU, San Jose, CA 95192, (408) 924-1115.*





TOWER HALL



FIRST NORMAL SCHOOL  
EST. 1852  
WAS THE FIRST NORMAL SCHOOL  
IN THE STATE OF MISSISSIPPI  
AND WAS THE FIRST NORMAL SCHOOL  
IN THE SOUTH. IT WAS THE FIRST  
NORMAL SCHOOL TO BE BUILT IN  
THE STATE OF MISSISSIPPI.  
IT WAS THE FIRST NORMAL SCHOOL  
TO BE BUILT IN THE SOUTH.  
IT WAS THE FIRST NORMAL SCHOOL  
TO BE BUILT IN THE STATE OF  
MISSISSIPPI.

20  
Spar





**17**  
**cheerleaders**

# Coaching Staff



## Wayne Wright Head Coach

Wayne Wright is in his 16th season in 2017 as the head coach of the San José State women's gymnastics team.

The Spartan program has made significant strides during Wright's tenure, breaking school records, winning conference championships and receiving team invitations to the NCAA Regionals. Since 2003, the Spartans have competed as a team at seven NCAA Regionals. The team's best finish has been fourth in 2006 and 2011. Two gymnasts have won Regional Championship titles: Thomasina Wallace on bars in 2009 and Katie Valleau on floor in 2011.

Wright coached three gymnasts at the NCAA Championships. In 2011, Valleau was the first Spartan to compete at the championships as an individual specialist after she tied for first on the floor at the regionals with a 9.900. Veronica Porte and Wallace advanced to the 2009 NCAA Championships in the all-around as the top-two qualifiers from the West Region.

In 2012, Wright was named the NCAA West Regional Coach of the Year after the team earned the WAC regular season title and recorded its second-highest team score in school history. He coached Wallace to the 2012 WAC Gymnast of the Year title after she won the conference's All-Around title and set the school's all-around record four times that season. She was also the 2009 WAC Freshman of the Year.

Wright's gymnasts have won three WAC and 13 MPSF individual championships. In 2015, Cami Guyer won the vault, floor and all-around titles and was named the MPSF Gymnast of the Year. That same year, Marissa Unpingco tied for first on beam to join Amberly Klein as the only two Spartan gymnasts to win the MPSF beam championship.

The Spartans have broken every team school record since 2004 including the beam record in 2011 and the vault record in 2015. Every individual record has also been tied or broken during Wright's tenure.

Outside the gym, Wright believes firmly in the importance of academics and athletics in a college education. The 2011 team posted the highest grade-point average among all 16 San Jose State intercollegiate teams. In his 15 seasons, his gymnastics have received 120 Academic All-Conference Awards and 108 NACGC/W Scholastic All-America recognitions. Since 2010, seven gymnasts have been named Arthur Ashe Jr., Sports

### Wright's Coaching Record

|                  |           |
|------------------|-----------|
| 2002             | 12-9      |
| 2003             | 12-9      |
| 2004             | 16-9      |
| 2005             | 17-5      |
| 2006             | 15-17     |
| 2007             | 10-14     |
| 2008             | 19-11     |
| 2009             | 16-8-1    |
| 2010             | 11-13     |
| 2011             | 17-10     |
| 2012             | 13-9      |
| 2013             | 13-16     |
| 2014             | 10-19     |
| 2015             | 15-12     |
| 2016             | 9-15      |
| Total - 15 years | 205-176-1 |

## Coaching Staff



Scholars including Shanice Howard who was named the Arthur Ashe Jr., Overall Top Female Scholar. Two gymnasts have received CoSIDA Academic All-District honors - Maddie Herr in 2016 and Howard in 2011. In 2016, 12 current and former gymnasts received either President's Scholar (1) or Dean's Scholar honors.

Wright's teams are also one of the top Spartan teams in giving back to the community. The team visits The team participates in various activities throughout the season and participates in "Think Pink" month in February as all teams raise the awareness of breast cancer research. The Spartans assisted with camps and clinics held in association with the 2012 and 2016 USA Gymnastics Olympic Trials held at the HP Pavilion in San Jose.

As an assistant coach, Wright was at Stanford from 1996- 2001 and at San Jose State from 1987-1996. While at Stanford, Wright helped coach the team to its first Pac-10 title in 1998 and an NCAA West Regional championship. During his first stint at San Jose State he coached Tara

Law, the 1996 Big West floor champion, to the NCAA West Regional. Showing his success at the collegiate level, Wright has coached gymnasts to all three Bay Area schools' halls of fame: Kristen Smyth at California, Larissa Fontaine at Stanford, and Dani Albright at San Jose State.

Before he began coaching at the collegiate level, Wright served as program director and head coach of the Kokokahi Gymnastics Center in Kailua, Hawaii, developing Class I National Junior Olympics gymnasts. He also worked with U.S.A. Gymnastics at the 1996 Olympic Games in Atlanta and was on the floor when the team won the gold medal.

Active in the community, Wright served on the local organizing committee for the 2007 VISA U.S.A. Women's Gymnastics Championships held at the HP Pavilion in San Jose.

Wright has an extensive background in nursing and physical education. He graduated from the Academy of Health Sciences in Texas with a degree in nursing. He also studied physical education and recreation at the University of Hawai'i. Wright served three years in the U.S. Army as a nurse attached to Tripler Army Medical Center in Honolulu, Hawaii. He is a certified Phlebotomy technician and a candidate for a California Nurse's License.



## Coaching Staff



# Shella Martinez Associate Head Coach

Shella Martinez enters her 14th season as a member of the San Jose State women's gymnastics coaching staff in 2017. She brings over 19 years of coaching experience to the Spartans.

Martinez is the beam coach, recruiting coordinator and handles all choreography for the Spartans. Alongside her work at San José State, she choreographs routines for numerous club teams in the Bay Area.

During her time on the Spartans' coaching staff, Martinez has coached the only team to win a conference championship in program history (2004 MPSF Champion Spartans), six of seven San José State teams that qualified for the NCAA postseason and Thomasina Wallace and Veronica Porte at NCAA Nationals in 2009. Three former Spartan have won conference beam titles during her tenure - Amberly Klein (2004), Cami Guyer (2013) and Marissa Unpingco (2015).

Her beam teams broke the school record in 2011 (49.275) and has the second-best score as well (49.075 in 2012 and 2015).

From 2005 through 2012, she owned Gold Coast Gymnastics, and coached former Spartan Kiley Field.

Before coming to San José State, from 2002 through

2004, Martinez was the head team coach at Pegasus Gymnastics Academy in Milpitas, Calif.

For three years, from 1995 through 1998, Martinez worked at Funtastics Gymnastics in Coeur d'Alene, Idaho where she developed and implemented programs to aid in the teaching of fundamental gymnastics.

As a gymnast, Martinez competed for the Gold Cup Gymnastics Academy in Albuquerque, N.M. As a Level 9 gymnast in 1990, she qualified for Regionals and western nationals. After becoming a Level 10 gymnast in 1991, she qualified for Regionals, and qualified for Regionals and Nationals in 1992.

Shella and her husband Mike Reisinger were married in 2009, and have a daughter, Charleese Mikell (2), and a son, Wyatt Jude who was born in August of 2016.



## Coaching Staff



**Alise  
Blackwell  
Assistant  
Coach**

Former Spartan gymnast Alise Blackwell begins her third season as a member of the San José State University women's gymnastics coaching staff for 2017.

Blackwell competed at San Jose State from 2006-09, primarily on vault, bars and beam, but did compete in the all-around her sophomore year. She advanced to the 2007 NCAA West Regional as an individual competitor and placed 14th in the all-around. Blackwell earned second team All-Western Athletic Conference honors on the bars her senior year.

Blackwell spent five years (2009-14) at Bay Aerials Gymnastics as a team director.

A 2010 graduate of San José State, Blackwell received a bachelor's degree in health science.



**Julia Greer  
Volunteer  
Assistant**

Former Spartan gymnast Julia Greer begins her third season as a member of the San José State University women's gymnastics staff. She is a volunteer assistant for the 2017 season after spending the past two years as the director of operations.

Greer was a four-year letterwinner for the Spartans from 2011-14. She was the 2014 Mountain Pacific Sports Federation Gymnast of the Year and the 2011 Western Athletic Conference Freshman of the Year.

A vault, beam and floor specialist, Greer was All-MPSF on beam and floor in 2014, and second team All-WAC on floor in 2013. She is tied for the school record on beam at 9.900.

In the classroom, Greer was a four-time academic all-conference honoree and NACGC/W Scholastic All-American.

A 2014 graduate of San José State, Greer received a bachelor's degree in child and adolescent development.



# SENIORS







ORS



S  
O  
P  
H  
O  
M  
O  
R  
E  
S





S  
O  
P  
H  
O  
M  
O  
R  
E  
S

# FRESHMEN







2016 R



**Review**

# 2016 Results

| Date                  | Opponent                                      | Vault         | Bars          | Beam          | Floor         | Total          |
|-----------------------|---|---------------|---------------|---------------|---------------|----------------|
| JANUARY 10            | NorCal Classic, San Jose, Calif.              |               |               |               |               |                |
|                       | CALIFORNIA                                    | 49.000        | 48.800        | 48.675        | 49.100        | 195.575        |
|                       | STANFORD                                      | 48.675        | 49.150        | 48.575        | 48.400        | 194.800        |
|                       | SACRAMENTO STATE                              | 48.675        | 48.150        | 48.525        | 48.975        | 194.325        |
|                       | UC DAVIS                                      | 48.475        | 47.450        | 48.275        | 48.500        | 192.700        |
|                       | <b>SAN JOSÉ STATE</b>                         | <b>47.775</b> | <b>47.675</b> | <b>47.400</b> | <b>48.950</b> | <b>191.800</b> |
| JANUARY 15            | SACRAMENTO STATE                              | 48.500        | 48.350        | 48.975        | 49.075        | 194.900        |
|                       | <b>SAN JOSÉ STATE</b>                         | <b>48.250</b> | <b>48.425</b> | <b>48.375</b> | <b>48.350</b> | <b>193.400</b> |
| January 24            | at Stanford                                   | 49.175        | 49.200        | 49.250        | 49.050        | 196.675        |
|                       | California                                    | 49.125        | 48.525        | 48.825        | 49.175        | 195.650        |
|                       | <b>San José State</b>                         | <b>48.700</b> | <b>48.825</b> | <b>48.650</b> | <b>48.700</b> | <b>194.875</b> |
| JANUARY 29            | <b>SAN JOSÉ STATE</b>                         | <b>48.700</b> | <b>48.425</b> | <b>47.375</b> | <b>48.325</b> | <b>192.825</b> |
|                       | TEXAS WOMAN'S                                 | 48.200        | 48.300        | 47.075        | 47.700        | 191.275        |
|                       | SEATTLE PACIFIC                               | 48.050        | 47.825        | 46.925        | 47.075        | 189.875        |
|                       | WILLIAM & MARY                                | 47.975        | 45.750        | 46.825        | 47.100        | 187.650        |
| February 5            | at UC Davis                                   | 48.775        | 48.775        | 47.850        | 48.975        | 194.375        |
|                       | <b>San José State</b>                         | <b>48.525</b> | <b>48.675</b> | <b>48.450</b> | <b>48.575</b> | <b>194.225</b> |
| FEBRUARY 12           | BOISE STATE                                   | 48.825        | 49.250        | 49.100        | 49.100        | 196.275        |
|                       | <b>SAN JOSÉ STATE</b>                         | <b>48.625</b> | <b>49.000</b> | <b>47.775</b> | <b>48.300</b> | <b>193.700</b> |
| February 19           | at Sacramento State                           | 49.000        | 49.400        | 48.800        | 49.275        | 196.475        |
|                       | <b>San José State</b>                         | <b>48.725</b> | <b>48.750</b> | <b>48.800</b> | <b>49.025</b> | <b>195.300</b> |
| February 26           | <b>San José State</b>                         | <b>48.600</b> | <b>47.625</b> | <b>48.925</b> | <b>48.775</b> | <b>193.925</b> |
|                       | Alaska Anchorage                              | 48.375        | 48.250        | 48.375        | 48.325        | 193.325        |
|                       | at Seattle Pacific                            | 48.250        | 46.525        | 48.950        | 48.550        | 192.275        |
| MARCH 6               | UC DAVIS                                      | 49.000        | 48.375        | 49.150        | 49.050        | 195.575        |
|                       | <b>SAN JOSÉ STATE</b>                         | <b>48.950</b> | <b>48.625</b> | <b>48.275</b> | <b>49.075</b> | <b>194.925</b> |
|                       | BROWN   | 48.450        | 48.575        | 48.350        | 48.700        | 194.075        |
| March 11              | at Boise State                                | 49.325        | 49.475        | 49.150        | 49.375        | 197.325        |
|                       | Southern Utah                                 | 48.650        | 49.300        | 48.950        | 49.375        | 196.275        |
|                       | <b>San José State</b>                         | <b>48.825</b> | <b>48.750</b> | <b>48.875</b> | <b>48.900</b> | <b>195.350</b> |
| March 19              | <b>MPSF Championships, Sacramento, Calif.</b> |               |               |               |               |                |
|                       | Sacramento State                              | 49.100        | 48.825        | 49.025        | 49.350        | 196.300        |
|                       | UC Davis                                      | 48.750        | 48.875        | 48.550        | 49.125        | 195.300        |
|                       | <b>San José State</b>                         | <b>48.700</b> | <b>47.900</b> | <b>48.825</b> | <b>48.950</b> | <b>194.375</b> |
|                       | Seattle Pacific                               | 48.325        | 47.750        | 47.975        | 48.950        | 193.000        |
|                       | Alaska Anchorage                              | 48.625        | 47.975        | 47.950        | 48.300        | 192.850        |
|                       | Air Force                                     | 48.000        | 48.050        | 47.800        | 47.600        | 191.450        |
| <b>Season Average</b> |   | <b>48.580</b> | <b>48.425</b> | <b>48.339</b> | <b>48.720</b> | <b>194.064</b> |
| <b>Season High</b>    |   | <b>48.950</b> | <b>49.000</b> | <b>48.925</b> | <b>49.075</b> | <b>195.350</b> |
| <b>RQS</b>            |   | <b>48.730</b> | <b>48.725</b> | <b>48.720</b> | <b>48.920</b> | <b>194.740</b> |



# 2016 Scores

## Vault Scores

| Name              | 1/10  | 1/15  | 1/24  | 1/29  | 2/5   | 2/12  | 2/19  | 2/26  | 3/6   | 3/11  | 3/19  |
|-------------------|-------|-------|-------|-------|-------|-------|-------|-------|-------|-------|-------|
| Hannah Gilbert    | 9.650 | 9.650 | 9.725 | 9.725 | 9.500 | 9.650 | 9.700 | 9.600 | 9.775 | 9.750 | 9.725 |
| Rachel Heint      | 9.100 | 9.300 |       | 9.650 | 9.700 | 9.700 | 9.725 | 9.700 | 9.800 | 9.700 | 9.650 |
| Maddie Herr       | 9.625 | 9.750 | 9.725 | 9.775 | 9.750 | 9.775 | 9.800 | 9.675 | 9.875 | 9.850 | 9.700 |
| Erica Matos       | 9.150 | 9.825 | 9.775 | 9.800 | 9.825 | 9.775 | 9.800 | 9.750 | 9.775 | 9.775 | 9.800 |
| Ellie Pascoe-Long | 9.725 | 8.950 | 9.725 |       |       |       |       | 9.675 |       |       |       |
| Josalyn Ray       |       |       | 9.750 | 9.675 | 9.575 | 9.700 | 9.700 | 9.800 | 9.650 | 9.150 | 9.825 |
| Kendal Watts      |       |       |       |       |       |       |       |       | 9.725 | 9.750 | 9.625 |
| Kaitlin Won       | 9.625 | 9.725 | 9.725 | 9.725 | 9.675 | 9.675 | 9.675 |       |       |       |       |

## Bars Scores

| Name               | 1/10  | 1/15  | 1/24  | 1/29  | 2/5   | 2/12  | 2/19  | 2/26  | 3/6   | 3/11  | 3/19  |
|--------------------|-------|-------|-------|-------|-------|-------|-------|-------|-------|-------|-------|
| Allison Bellingham |       | 9.775 | 9.750 | 9.650 | 9.650 |       |       |       | 8.900 | 9.725 | 9.725 |
| Rachel Heint       | 9.650 |       |       | 9.725 | 9.800 | 9.725 | 9.700 | 9.600 | 9.800 | 9.725 | 9.800 |
| Maddie Herr        | 9.075 | 9.075 | 9.050 |       |       | 9.900 | 9.825 | 9.800 | 9.725 | 9.875 | 9.025 |
| Alyssa Kaschak     | 9.550 | 9.600 | 9.800 | 9.750 | 9.775 | 9.775 | 9.750 | 8.850 | 9.750 | 9.750 | 8.600 |
| Haleigh Shepard    | 9.700 | 9.650 | 9.700 | 9.650 | 9.750 | 9.750 | 9.700 | 9.750 | 9.750 | 9.675 | 9.725 |
| Marissa Unpingco   | 9.700 | 9.650 | 9.775 | 9.650 | 9.625 | 9.750 | 9.775 | 9.625 | 9.600 | 9.650 | 9.575 |
| Kaitlin Won        | 9.050 | 9.750 | 9.800 | 9.650 | 9.700 | 9.825 | 9.700 | 8.700 |       |       |       |

## Beam Scores


| Name               | 1/10  | 1/15  | 1/24  | 1/29  | 2/5   | 2/12  | 2/19  | 2/26  | 3/6   | 3/11  | 3/19  |
|--------------------|-------|-------|-------|-------|-------|-------|-------|-------|-------|-------|-------|
| Allison Bellingham | 9.675 | 9.675 | 9.750 | 9.025 | 9.700 |       |       | 9.875 | 9.625 | 9.825 | 9.825 |
| Amy Bellingham     |       | 9.600 | 9.650 |       |       | 9.625 |       | 9.750 | 8.850 | 9.650 | 9.500 |
| Alisa Bogdan       | 9.450 | 9.675 | 9.650 | 9.600 | 9.625 | 9.700 | 9.700 | 9.775 | 9.675 | 9.725 | 9.725 |
| Maddie Herr        | 9.625 | 9.725 | 9.750 | 9.075 | 9.775 | 9.475 | 9.850 | 9.675 | 9.650 | 9.800 | 9.800 |
| Alyssa Kaschak     | 9.600 | 8.850 |       | 9.175 |       |       | 9.725 | 9.700 | 9.500 | 9.775 | 9.750 |
| Marissa Unpingco   | 9.050 | 9.700 | 9.850 | 9.725 | 9.525 | 9.850 | 9.825 | 9.825 | 9.825 | 9.750 | 9.725 |
| Kaitlin Won        |       |       | 9.125 | 9.800 | 9.700 | 8.475 | 9.700 |       |       |       |       |
| Brooke Young       | 8.750 |       |       |       |       |       |       |       |       |       |       |
| Kendal Watts       |       |       |       |       | 9.650 | 9.125 | 9.150 |       |       |       |       |

## Floor Scores

| Name              | 1/10  | 1/15  | 1/24  | 1/29  | 2/5   | 2/12  | 2/19  | 2/26  | 3/6   | 3/11  | 3/19  |
|-------------------|-------|-------|-------|-------|-------|-------|-------|-------|-------|-------|-------|
| Alisa Bogdan      | 9.600 | 9.425 | 9.775 | 9.575 | 9.200 | 9.075 |       | 9.675 | 9.800 | 9.700 | 9.750 |
| Maddie Herr       | 9.775 | 9.725 | 9.750 | 9.625 | 9.800 | 9.700 | 9.850 | 9.725 | 9.850 | 9.825 | 9.800 |
| Erica Matos       | 9.750 | 9.475 | 9.725 | 9.800 | 9.750 | 9.675 | 9.850 | 9.775 | 9.750 | 9.800 | 9.825 |
| Ellie Pascoe-Long | 9.850 | 9.725 | 9.750 |       | 9.750 | 9.550 | 9.800 | 9.775 | 9.775 | 9.850 | 9.775 |
| Josalyn Ray       |       |       |       | 9.600 |       | 9.725 | 9.750 | 9.750 | 9.850 | 9.725 | 9.800 |
| Haleigh Shepard   | 9.775 | 9.750 | 9.700 | 9.675 | 9.525 |       | 9.700 | 9.750 | 9.800 | 8.950 | 9.375 |
| Kaitlin Won       | 9.800 | 9.675 | 9.625 | 9.625 | 9.750 | 9.650 | 9.775 |       |       |       |       |

## All-Around Scores

| Name        | 1/10   | 1/15   | 1/24   | 1/29   | 2/5    | 2/12   | 2/19   | 2/26   | 3/6    | 3/11   | 3/19   |
|-------------|--------|--------|--------|--------|--------|--------|--------|--------|--------|--------|--------|
| Maddie Herr | 38.100 | 38.275 | 38.275 |        |        | 38.850 | 39.325 | 38.875 | 39.100 | 39.350 | 38.325 |
| Kaitlin Won |        |        | 38.275 | 38.800 | 38.825 | 37.625 | 38.850 |        |        |        |        |



Allison  
Bellingham



Allison  
Bellingham



Maddie  
Herr



Aly  
Kasc





Amy  
Ingham

Hannah  
Gilbert



Marissa  
Unpingco


Adrienne  
Manseau



Marissa  
Unpingco

2  
0  
1  
6  
  
S  
E  
N  
I  
O  
R  
S





# Record Book

# Letterwinners

Albright, Dani..... 2001-04  
 Almstedt, Hawley ..... 1995-98  
 Banholzer, Cami ..... 1994  
 Bellingham, Allison..... 2015-16  
 Bellingham, Amy ..... 2013, 15-16  
 Berry, Katie..... 1992  
 Bigelow, Leah..... 2005-08  
 Blackwell, Alise ..... 2006-09  
 Bogdan, Alisa ..... 2016  
 Burke, Katy ..... 1990-92  
 Byrd, Tanika..... 1998, 2000  
 Cardeno, Raylyn ..... 2005-08  
 Cardeno, Shina ..... 2005-06  
 Carter, Kasey..... 1999-2002  
 Cheshier, Tracy (Kautz)..... 2000-01  
 Choy, Shirla ..... 2001-04  
 Cianci, Kimmy ..... 1999-2002  
 Coates, Bridgett..... 1996-97  
 Cole, Courtenay..... 1996  
 Cook, Jana ..... 1990  
 De Groof, Michelle..... 2006  
 Douglas, Mackenzie..... 2015  
 Field, Kiley ..... 2012-15  
 Fournier, Kelli ..... 2007-09  
 Gher, Bekah..... 2013-14  
 Gilbert, Hannah..... 2013-16  
 Gordon, Julie ..... 2000, 2002  
 Gordon, Kiana ..... 2014  
 Greene, Jennifer ..... 2002-05  
 Greer, Julia..... 2011-14  
 Gregory, Dannon ..... 2012  
 Guyer, Cami..... 2012-15

Harrison, Cassandra ..... 2011-14  
 Hawkins, Nikki ..... 1989-91  
 Heald, Cristin..... 1998  
 Heini, Rachel..... 2014-16  
 Herr, Maddie..... 2015-16  
 Hifai, Samila ..... 1994  
 Holmes, Jasmine ..... 2013-14  
 Howard, Shanice ..... 2008-11  
 Jay, Casey..... 2005, 2008  
 Johnson, Danielle ..... 2007  
 Jones, Colleen..... 1993  
 Kambur, Gabrielle..... 2015  
 Kaschak, Alyssa..... 2013-16  
 Kavalec, Tracie..... 2003-06  
 Kellejian, Anne..... 1990  
 Khoshnood, Jessica..... 2007-10  
 Klein, Amberly ..... 2003-06  
 Knudsen, Carla..... 1993-94  
 Koep, Nicki ..... 1997  
 Lark, Victoria..... 2013  
 Law, Tara ..... 1994-97  
 Leach, Greta..... 2004-05, 07  
 Lee, Aubrey ..... 2009-12  
 Louie, Tiffany ..... 2007-10  
 Maciel, Desiree ..... 2002  
 Major, Liz..... 2004, 2007  
 Mariani, Carrie..... 1999, 2001  
 Martin, Stacy ..... 2000-02  
 Matos, Erica..... 2015-16  
 McClelland, Marcee ..... 1989-90  
 McCord, Casey ..... 2010-12  
 McCoy, Kelli..... 2003  
 Medeiros, Carissa..... 1997, 99  
 Merritt, Katie..... 2008-11  
 Mertens, Adriane ..... 2003-06  
 Miller, Kriss ..... 1989-91  
 Minotti, Michelle..... 2005-08  
 Molasky, Sarah..... 2003  
 Moneymaker, Renae..... 2006, 2008-09  
 Montalban, Alyssa ..... 2012, 2014-15  
 Nakaji, Mayumi..... 1989  
 Newcomer, Cyndi ..... 1994  
 Ojog, Ioana..... 1995, 98  
 Parent, Barbara ..... 1995  
 Partridge, Holly..... 2011  
 Pascoe-Long, Ellie..... 2016  
 Peterson, Brittney ..... 2004  
 Pizano, Jennifer ..... 2007  
 Porte, Veronica..... 2006-09  
 Ray, Josalyn..... 2016  
 Reiley, Kim..... 1994  
 Ronzio, Rebecca ..... 2003-04  
 Sanwo, Cheryl..... 1989-91, 93  
 Scheele, Melissa ..... 2002-04



**Gabrielle Targosz**

Shearer, Tauny..... 2013  
 Shepard, Haleigh ..... 2016  
 Shipman, Jennifer ..... 1993, 95  
 Snellgrove, Andrea..... 1998-99, 2001  
 Solod, Jodi..... 1990-93  
 Spellacy, Kelsey ..... 2003, 05-06  
 Starr, Hope ..... 1991  
 Stebbins, Emily ..... 2008  
 Swann, Lily ..... 2008-11  
 Talbot, Tasya ..... 2000  
 Targosz, Gabrielle ..... 2007-10  
 Taylor, Ann-Marie..... 1992, 94-95  
 Telles-Nolan, Alyssa ..... 2010-13  
 Thomas, Erin..... 2003, 05  
 Tily, Liz ..... 1995  
 Ulrich, Katie..... 1996  
 Unpingco, Marissa..... 2013-16  
 Valteau, Katie..... 2009-12  
 Wallace, Thomasina ..... 2009-12  
 Wasko, Danielle ..... 1996  
 Watts, Kendal ..... 2016  
 Weispenning, Melanie..... 1990  
 Wheaton, Anne ..... 1993-95  
 Wicklund, Staci ..... 1991  
 Won, Kaitlin..... 2015-16  
 Zezoney, Allison ..... 2003, 06

## Honorary Letterwinner

Kris Klepfer Buchanan..... 1999

Note: letters were first awarded in 1989



**Leah Bigelow**

# Coaching Records

1969-70 0-0-0  
 1970-71 2-0-0  
**Totals 2-0-0**

1971-72 0-2-0

1972-73 1-1-0

1973-74 1-2-0  
 1974-75 6-0-0  
 1975-76 4-5-0  
**Totals 11-7-0**

1976-77 5-7-0  
 1977-78 17-2-0  
 1978-79 19-0-0  
 1979-80 10-8-0  
 1980-81 1-9-0  
 1981-82 1-10-0  
 1982-83 4-10-0  
 1983-84 9-8-0  
**Totals 66-54-0**

1984-85 9-7-0  
 1985-86 12-8-0  
 1986-87 11-7-0  
 1987-88 12-3-1  
 1988-89 12-12-0  
 1989-90 7-6-0  
 1990-91 5-14-0

Betty R. Barnard  
 Betty R. Barnard

Jim Turpin

Betty R. Barnard

Jan Flanery  
 Jan Flanery  
 Jan Flanery

Carolyn Cross  
 Carolyn Cross  
 Carolyn Cross  
 Carolyn Cross  
 Carolyn Cross  
 Carolyn Cross  
 Carolyn Cross  
 Carolyn Cross

Jackie Walker  
 Jackie Walker  
 Jackie Walker  
 Jackie Walker  
 Jackie Walker  
 Jackie Walker  
 Jackie Walker


1991-92 0-14-0  
 1992-93 4-9-0  
 1993-94 3-16-0  
 1994-95 6-6-0  
 1995-96 9-8-0  
 1996-97 9-9-0  
 1997-98 3-12-1  
 1998-99 11-11  
 1999-2000 4-13  
 2000-01 10-7  
**Totals 127-162-2**

2001-02 12-9  
 2002-03 12-9  
 2003-04 16-9  
 2004-05 17-5  
 2005-06 15-17  
 2006-07 10-14  
 2007-08 19-11  
 2008-09 16-8-1  
 2009-10 11-13  
 2010-11 17-10  
 2011-12 13-9  
 2012-13 13-16  
 2013-14 10-19  
 2014-15 15-12  
 2015-16 9-15  
**Totals 205-176-1**

**School Totals 412-402-3**

Jackie Walker  
 Jackie Walker  
 Jackie Walker  
 Jackie Walker  
 Jackie Walker  
 Jackie Walker  
 Jackie Walker  
 Jackie Walker  
 Jackie Walker  
 Jackie Walker

Wayne Wright  
 Wayne Wright  
 Wayne Wright  
 Wayne Wright  
 Wayne Wright  
 Wayne Wright  
 Wayne Wright  
 Wayne Wright  
 Wayne Wright  
 Wayne Wright  
 Wayne Wright  
 Wayne Wright  
 Wayne Wright  
 Wayne Wright  
 Wayne Wright  
 Wayne Wright  
 Wayne Wright  
 Wayne Wright  
 Wayne Write



**Carolyn Cross**



**Jackie Walker**



**Wayne Wright**

# Top Team Scores

## Team Records

| Event | Score   | Opponent              | Date              |
|-------|---------|-----------------------|-------------------|
| Total | 195.925 | MPSF Championships    | March 20, 2004    |
| Vault | 49.150  | at MPSF Championships | March 21, 2015    |
| Bars  | 49.325  | MPSF Championships    | March 20, 2004    |
| Beam  | 49.275  | at Southern Utah      | February 18, 2011 |
| Floor | 49.550  | MPSF Championships    | March 20, 2004    |

## Top Team Scores

| Score   | Opponents                                     | Date              |
|---------|---|-------------------|
| 195.925 | MPSF Championships                            | March 20, 2004    |
| 195.850 | Sacramento State, UC Davis                    | March 16, 2012    |
| 195.800 | Sacramento State                              | March 14, 2014    |
| 195.775 | Southern Utah                                 | February 28, 2014 |
| 195.725 | at Sacramento State, California               | February 14, 2014 |
| 195.700 | at UC Davis                                   | March 1, 2013     |
| 195.675 | Utah State, Sacramento State, Seattle Pacific | March 8, 2015     |
| 195.575 | Boise State Seattle Pacific, UC Davis         | March 8, 2013     |
| 195.550 | Boise State, Seattle Pacific, UC Davis        | February 11, 2011 |
| 195.550 | at Boise State                                | February 21, 2014 |
| 195.425 | at Southern Utah                              | February 18, 2011 |
| 195.400 | at Seattle Pacific                            | January 31, 2009  |
| 195.400 | at UC Davis, Stanford, Utah State             | January 26, 2014  |
| 195.350 | at Boise State, Southern Utah                 | March 11, 2016    |
| 195.325 | Southern Utah                                 | February 16, 2008 |
| 195.300 | at Sacramento State                           | March 18, 2007    |
| 195.300 | at Sacramento State                           | February 19, 2016 |
| 195.250 | at Southern Utah                              | March 6, 2009     |
| 195.175 | at MPSF Championships                         | March 21, 2015    |
| 195.150 | at Masters Classic                            | March 1, 2015     |
| 195.125 | at Sacramento State                           | February 13, 2015 |
| 195.100 | UC Davis                                      | February 7, 2003  |



# Top Team Scores

|         |   |                   |
|---------|---|-------------------|
| 195.100 | at Utah State                             | March 7, 2014     |
| 195.075 | Stanford, California                      | March 5, 2010     |
| 195.000 | at California, Brown                      | February 18, 2013 |
| 194.950 | at Utah State                             | February 10, 2012 |
| 194.950 | UC Davis                                  | February 7, 2014  |
| 194.925 | UC Davis, Brown                           | March 6, 2016     |
| 194.900 | Seattle Pacific                           | March 9, 2001     |
| 194.900 | California, Maryland                      | February 24, 2012 |
| 194.875 | at WAC Championships                      | March 21, 2009    |
| 194.875 | Southern Utah                             | February 5, 2012  |
| 194.875 | at Stanford, California                   | January 24, 2016  |
| 194.850 | at Brigham Young, Boise State, Utah State | February 20, 2009 |
| 194.825 | at California, CS Fullerton, UC Davis     | March 16, 2008    |
| 194.800 | at NCAA West Regional                     | April 4, 2009     |
| 194.800 | at WAC Championships                      | March 24, 2012    |



**2004 Mountain Pacific Sports Federation Champions**

# Top Vault Team Scores

| Score  | Opponents                                     | Date              |
|--------|---|-------------------|
| 49.150 | at MPSF Championships                         | March 21, 2015    |
| 49.100 | at Brigham Young, Boise State, Utah State     | February 20, 2009 |
| 49.075 | Utah State, Sacramento State, Seattle Pacific | March 8, 2015     |
| 49.025 | Southern Utah                                 | February 16, 2008 |
| 49.000 | at Masters Classic                            | March 1, 2015     |
| 48.950 | UC Davis                                      | February 24, 2006 |
| 48.950 | at Sacramento State, California               | February 14, 2014 |
| 48.950 | at MPSF Championships                         | March 22, 2014    |
| 48.950 | at Oregon State, Lindenwood, Seattle Pacific  | March 14, 2015    |
| 48.950 | UC Davis, Brown                               | March 6, 2016     |
| 48.925 | at WAC Championships                          | March 29, 2008    |
| 48.925 | at Southern Utah                              | March 6, 2009     |
| 48.900 | Boise State, Seattle Pacific                  | January 23, 2009  |
| 48.900 | at WAC Championships                          | March 21, 2009    |
| 48.900 | at Washington, Arizona State, UC Davis        | January 18, 2014  |
| 48.875 | Seattle Pacific, Illinois-Chicago             | February 3, 2006  |
| 48.850 | at California                                 | March 17, 2006    |
| 48.850 | Boise State, UC Davis, Seattle Pacific        | February 11, 2011 |
| 48.850 | at UC Davis, Stanford, Utah State             | January 26, 2014  |
| 48.825 | at Seattle Pacific                            | January 31, 2009  |
| 48.825 | Sacramento State                              | January 28, 2011  |
| 48.825 | California, Maryland                          | February 24, 2012 |
| 48.825 | WAC Championships                             | March 24, 2012    |
| 48.825 | at Denver, North Carolina State, Air Force    | February 2, 2013  |
| 48.825 | at WAC Championships                          | March 23, 2013    |
| 48.825 | at Boise State, Southern Utah                 | March 11, 2016    |
| 48.800 | at UC Davis, Stanford, Sacramento State       | March 23, 2008    |
| 48.800 | at Southern Utah                              | February 18, 2011 |
| 48.800 | at UC Davis                                   | March 1, 2013     |
| 48.775 | WAC Championships                             | March 19, 2011    |
| 48.775 | at NorCal Classic                             | January 4, 2015   |
| 48.750 | at Sacramento State                           | March 18, 2007    |
| 48.750 | UC Davis                                      | February 22, 2008 |
| 48.750 | Sacramento State                              | February 6, 2009  |
| 48.750 | at WAC Championships                          | March 27, 2010    |
| 48.750 | at Boise State                                | February 21, 2104 |
| 48.750 | at Texas Woman's, Towson, Centenary           | February 1, 2015  |
| 48.750 | at Sacramento State                           | February 13, 2015 |
| 48.725 | California                                    | March 21, 2003    |
| 48.725 | at UC Davis, Stanford                         | February 27, 2009 |
| 48.725 | at NCAA West Regional                         | April 4, 2009     |
| 48.725 | UC Davis, Sacramento State                    | February 26, 2010 |
| 48.725 | at Boise State                                | March 19, 2010    |
| 48.725 | Sacramento State                              | March 14, 2014    |
| 48.725 | at Sacramento State                           | February 19, 2016 |
| 48.700 | Stanford                                      | March 7, 2003     |

# Top Vault Team Scores

|        |   |                   |
|--------|---|-------------------|
| 48.700 | at NCAA West Regional                             | April 12, 2008    |
| 48.700 | at Utah State                                     | February 20, 2012 |
| 48.700 | UC Davis  | February 20, 2015 |
| 48.700 | at Stanford, California                           | January 24, 2016  |
| 48.700 | Texas Woman's, Seattle Pacific, William & Mary    | January 29, 2016  |
| 48.700 | at MPSF Championships                             | March 19, 2016    |
| 48.675 | at MSPF Championships                             | March 26, 2005    |
| 48.675 | at Sacramento State                               | February 15, 2009 |
| 48.675 | Stanford  | January 9, 2015   |
| 48.675 | at California, Denver, Arizona State              | January 25, 2015  |
| 48.650 | at Stanford                                       | February 5, 2011  |
| 48.650 | at Cal State Fullerton                            | March 11, 2011    |
| 48.650 | at Sacramento State                               | January 27, 2012  |
| 48.650 | at UC Davis, Arizona, Alaska Anchorage            | March 2, 2012     |
| 48.650 | Sacramento State, UC Davis                        | March 16, 2012    |
| 48.650 | at California, brown                              | February 15, 2013 |
| 48.650 | UC Davis  | February 7, 2014  |
| 48.625 | at Sacramento State                               | February 17, 2006 |
| 48.625 | at California, CS Fullerton, UC Davis             | March 16, 2008    |
| 48.625 | at Utah State                                     | March 12, 2010    |
| 48.625 | NCAA Corvallis Regional                           | April 2, 2011     |
| 48.625 | at Washington, Central Michigan                   | March 9, 2012     |
| 48.625 | at Seattle Pacific                                | February 8, 2013  |
| 48.625 | Boise State                                       | February 12, 2016 |
| 48.600 | Alaska Anchorage                                  | March 14, 1997    |
| 48.600 | Brigham Young, UC Davis                           | January 16, 2009  |
| 48.600 | Boise State, UC Davis, Seattle Pacific            | March 8, 2013     |
| 48.600 | at Southern Utah, Iowa, Ball State                | March 15, 2013    |
| 48.600 | Southern Utah                                     | February 28, 2014 |
| 48.600 | at Seattle Pacific, Alaska Anchorage              | February 26, 2016 |
| 48.575 | at UCLA, Stanford                                 | March 5, 2006     |
| 48.575 | at California, UC Davis                           | January 14, 2011  |
| 48.575 | at Arizona State, Sacramento State                | January 11, 2014  |
| 48.575 | at Utah State                                     | March 7, 2014     |
| 48.550 | at UC Davis, California, Sacramento State         | March 23, 2007    |
| 48.550 | at WAC Championships                              | March 31, 2007    |
| 48.550 | Utah State  | March 8, 2009     |
| 48.550 | Utah State, Wisconsin-Eau Claire                  | January 21, 2011  |
| 48.550 | Southern Utah                                     | February 5, 2012  |
| 48.550 | Utah State, Brown                                 | February 15, 2013 |
| 48.525 | at MPSF Championships                             | March 29, 2003    |
| 48.525 | at CS Fullerton, North Carolina State, Utah State | January 8, 2006   |
| 48.525 | at Nebraska, Central Michigan, Northern Illinois  | February 26, 2006 |
| 48.525 | at Seattle Pacific                                | February 16, 2007 |
| 48.525 | at Sacramento State                               | January 25, 2008  |
| 48.525 | at Utah State                                     | March 7, 2008     |
| 48.525 | Stanford, California                              | March 5, 2010     |
| 48.525 | at UC Davis                                       | February 5, 2016  |

# Top Bars Team Scores

| Score  | Opponents                                     | Date              |
|--------|---|-------------------|
| 49.325 | MPSF Championships                            | March 20, 2004    |
| 49.275 | UC Davis                                      | February 7, 2003  |
| 49.200 | Southern Utah                                 | February 28, 2014 |
| 49.150 | Sacramento State, UC Davis                    | February 20, 2004 |
| 49.100 | Southern Utah                                 | February 5, 2012  |
| 49.100 | at Sacramento State, California               | February 14, 2014 |
| 49.025 | at UC Davis                                   | March 1, 2013     |
| 49.000 | at Master's Classic                           | March 1, 2015     |
| 49.000 | Boise State                                   | February 12, 2016 |
| 48.925 | Southern Utah                                 | February 16, 2008 |
| 48.925 | Boise State, Seattle Pacific                  | January 23, 2009  |
| 48.925 | at Utah State                                 | February 10, 2012 |
| 48.900 | at Sacramento State                           | March 18, 2007    |
| 48.900 | at Brigham Young, Boise State, Utah State     | February 20, 2009 |
| 48.900 | Boise State, UC Davis, Seattle Pacific        | February 11, 2011 |
| 48.900 | Sacramento State, UC Davis                    | March 16, 2012    |
| 48.900 | at Boise State                                | February 21, 2014 |
| 48.875 | at NCAA West Regional                         | April 4, 2009     |
| 48.875 | at Boise State                                | March 19, 2010    |
| 48.850 | Air Force                                     | February 11, 2005 |
| 48.850 | UC Davis, Sacramento State                    | February 26, 2010 |
| 48.850 | at California, UC Davis                       | January 14, 2011  |
| 48.850 | Sacramento State                              | January 25, 2013  |
| 48.825 | Seattle Pacific                               | March 9, 2001     |
| 48.825 | at UC Davis, California, Sacramento State     | March 23, 2007    |
| 48.825 | at Southern Utah, Iowa, Ball State            | March 15, 2013    |
| 48.825 | Utah State, Sacramento State, Seattle Pacific | March 8, 2015     |
| 48.825 | at Oregon State, Lindenwood, Seattle Pacific  | March 14, 2015    |
| 48.825 | at Stanford, California                       | January 24, 2016  |
| 48.800 | at Arizona State, Stanford, Wisconsin-Oshkosh | February 29, 2008 |
| 48.800 | at UC Davis, Stanford, Sacramento State       | March 23, 2008    |
| 48.800 | at UC Davis, Stanford                         | February 27, 2009 |
| 48.800 | Southern Utah                                 | March 8, 2009     |
| 48.800 | at WAC Championships                          | March 21, 2009    |
| 48.800 | Sacramento State                              | March 14, 2014    |
| 48.775 | at Alaska Anchorage                           | March 13, 2004    |
| 48.775 | at Southern Utah                              | March 6, 2009     |
| 48.775 | at Washington, Arizona State, UC Davis        | January 18, 2014  |

# Top Bars Team Scores

|        |  |                   |
|--------|--|-------------------|
| 48.775 | at Texas Woman's Towson, Centenary         | February 1, 2015  |
| 48.750 | CS Fullerton                               | January 27, 2006  |
| 48.750 | Boise State, UC Davis, Seattle Pacific     | March 8, 2013     |
| 48.750 | at Sacramento State                        | February 19, 2016 |
| 48.750 | at Boise State, Southern Utah              | March 11, 2016    |
| 48.725 | at Southern Utah                           | March 9, 2007     |
| 48.725 | California, Maryland                       | February 24, 2012 |
| 48.700 | at Seattle Pacific                         | January 31, 2009  |
| 48.700 | at Stanford                                | February 5, 2011  |
| 48.700 | at Cal State Fullerton                     | March 11, 2011    |
| 48.675 | Texas-Woman's, New Hampshire               | February 6, 2004  |
| 48.675 | Sacramento State                           | March 10, 2006    |
| 48.675 | at Western Independent Championships       | March 24, 2001    |
| 48.675 | at Stanford, Washington, Sacramento State  | February 7, 2010  |
| 48.675 | at Seattle Pacific                         | February 8, 2013  |
| 48.675 | at Utah State                              | March 7, 2014     |
| 48.675 | at UC Davis                                | February 5, 2016  |
| 48.650 | at Alaska Anchorage                        | March 12, 2004    |
| 48.650 | Utah State, Wisconsin-Eau Claire           | January 21, 2011  |
| 48.650 | WAC Championships                          | March 19, 2011    |
| 48.650 | at NorCal Quad                             | January 15, 2012  |
| 48.650 | at WAC Championships                       | March 23, 2013    |
| 48.650 | at NorCal Classic                          | January 5, 2014   |
| 48.625 | at Sacramento State                        | February 13, 2015 |
| 48.625 | UC Davis, Brown                            | March 6, 2016     |
| 48.600 | at Utah State                              | February 26, 2001 |
| 48.600 | at Arizona, Stanford, Illinois             | January 12, 2013  |
| 48.600 | UC Davis                                   | February 7, 2014  |
| 48.575 | at Stanford, Oregon State, Seattle Pacific | January 31, 2003  |
| 48.575 | at WAC Championships                       | March 31, 2007    |
| 48.575 | at WAC Championships                       | March 29, 2008    |
| 48.575 | Sacramento State                           | February 6, 2009  |
| 48.575 | at Southern Utah                           | February 6, 2015  |
| 48.575 | UC Davis                                   | February 20, 2015 |
| 48.550 | at California                              | January 23, 2004  |
| 48.550 | Brigham Young, UC Davis                    | January 16, 2009  |
| 48.550 | at WAC Championships                       | March 24, 2012    |
| 48.550 | at California, Brown                       | February 18, 2013 |
| 48.550 | at UC Davis, Stanford, Utah State          | January 26, 2014  |

# Top Beam Team Scores

| Score  | Opponents                                     | Date              |
|--------|---|-------------------|
| 49.275 | at Southern Utah                              | February 18, 2011 |
| 49.075 | Sacramento State, UC Davis                    | March 16, 2012    |
| 49.075 | Utah State, Sacramento State, Seattle Pacific | March 8, 2015     |
| 49.050 | at MPSF Championships                         | March 29, 2003    |
| 49.025 | Western Independent Championships             | March 27, 1999    |
| 49.025 | Stanford, California                          | March 19, 2005    |
| 49.000 | at Arizona State                              | March 14, 2003    |
| 48.975 | at UC Davis, Stanford, Utah State             | January 26, 2014  |
| 48.950 | at UC Davis                                   | March 6, 2004     |
| 48.925 | at Utah State                                 | March 12, 2010    |
| 48.925 | Boise State, UC Davis, Seattle Pacific        | February 11, 2011 |
| 48.925 | Utah State, Brown                             | February 15, 2013 |
| 48.925 | Boise State, UC Davis, Seattle Pacific        | March 8, 2013     |
| 48.925 | at Boise State                                | February 21, 2014 |
| 48.925 | Sacramento State                              | March 14, 2014    |
| 48.925 | at Seattle Pacific, Alaska Anchorage          | February 26, 2016 |
| 48.900 | MPSF Championships                            | March 20, 2004    |
| 48.900 | at MPSF Championships                         | March 21, 2015    |
| 48.875 | CS Fullerton                                  | January 27, 2001  |
| 48.875 | at Sacramento State                           | March 18, 2007    |
| 48.875 | at Seattle Pacific                            | January 31, 2009  |
| 48.875 | at UC Davis                                   | March 1, 2013     |
| 48.875 | at Utah State                                 | March 7, 2014     |
| 48.875 | at Boise State, Southern Utah                 | March 11, 2016    |
| 48.850 | Seattle Pacific                               | February 3, 2001  |
| 48.850 | at Utah State                                 | February 10, 2012 |
| 48.850 | at California, Brown                          | February 18, 2013 |
| 48.825 | at UC Davis, Arizona, Alaska Anchorage        | March 2, 2012     |
| 48.825 | at MPSF Championships                         | March 22, 2014    |

# Top Beam Team Scores

|        |   |                   |
|--------|---|-------------------|
| 48.825 | at Sacramento State                               | February 13, 2015 |
| 48.825 | at MPSF Championships                             | March 19, 2016    |
| 48.800 | at Air Force, TX-Woman's, WI-Eau Claire, Utah St. | January 17, 2004  |
| 48.800 | at Sacramento State                               | February 19, 2016 |
| 48.775 | at WAC Championships                              | March 31, 2007    |
| 48.775 | at Southern Utah                                  | March 6, 2009     |
| 48.775 | Stanford, California                              | March 5, 2010     |
| 48.775 | Southern Utah                                     | February 28, 2014 |
| 48.750 | at UC Davis, California, Sacramento State         | March 23, 2007    |
| 48.750 | at Sacramento State                               | February 19, 2010 |
| 48.750 | California, UW-La Crosse                          | January 16, 2015  |
| 48.725 | Seattle Pacific                                   | February 14, 2004 |
| 48.725 | at Stanford, Iowa, Oregon State                   | February 9, 2007  |
| 48.725 | UC Davis  | February 7, 2014  |
| 48.700 | at California, CS Fullerton, Sacramento State     | March 3, 2000     |
| 48.700 | Seattle Pacific                                   | March 9, 2001     |
| 48.700 | at UC Davis                                       | March 2, 2003     |
| 48.700 | at Sacramento State                               | February 29, 2004 |
| 48.700 | at Alaska Anchorage                               | March 12, 2004    |
| 48.675 | at Denver, North Carolina State, Air Force        | February 2, 2013  |
| 48.650 | at Alaska Anchorage                               | March 13, 2004    |
| 48.650 | at Seattle Pacific                                | February 16, 2007 |
| 48.650 | at Sacramento State, California                   | February 14, 2014 |
| 48.650 | at Stanford, California                           | January 24, 2016  |
| 48.625 | Sacramento State, UC Davis                        | February 16, 2001 |
| 48.625 | California  | March 16, 2001    |
| 48.625 | at Sacramento State                               | February 17, 2006 |
| 48.600 | at Washington, Central Michigan                   | March 9, 2012     |
| 48.600 | at Arizona State, Sacramento State                | January 11, 2014  |

# Top Floor Team Scores

| Score  | Opponents                                       | Date              |
|--------|---|-------------------|
| 49.550 | MPSF Championships                              | March 20, 2004    |
| 49.375 | at CS Fullerton, Sacramento State               | February 9, 2003  |
| 49.350 | at MPSF Championships                           | March 29, 2003    |
| 49.350 | Sacramento State                                | March 14, 2014    |
| 49.350 | at Oregon State, Lindenwood, Seattle Pacific    | March 14, 2015    |
| 49.300 | Stanford, California                            | March 5, 2010     |
| 49.300 | Boise State, UC Davis, Seattle Pacific          | March 8, 2013     |
| 49.275 | at WAC Championships                            | March 21, 2009    |
| 49.225 | Sacramento State, UC Davis                      | March 16, 2012    |
| 49.200 | Utah State, Wisconsin-Eau Claire                | January 21, 2011  |
| 49.200 | NCAA Corvallis Regional                         | April 2, 2011     |
| 49.200 | at WAC Championships                            | March 24, 2012    |
| 49.200 | Southern Utah                                   | February 28, 2014 |
| 49.175 | Seattle Pacific                                 | February 14, 2004 |
| 49.150 | at UC Davis                                     | March 2, 2003     |
| 49.150 | Utah State                                      | March 8, 2009     |
| 49.150 | UC Davis, Sacramento State                      | February 26, 2010 |
| 49.125 | UC Davis  | February 7, 2003  |
| 49.125 | California, UW-La Crosse                        | January 16, 2015  |
| 49.100 | at Western Independent Championships            | March 24, 2001    |
| 49.100 | at California, CS Fullerton, UC Davis           | March 16, 2008    |
| 49.100 | at WAC Championships                            | March 29, 2008    |
| 49.100 | Utah State, Brown                               | February 15, 2013 |
| 49.100 | at WAC Championships                            | March 23, 2013    |
| 49.075 | CS Fullerton, Sacramento State                  | March 8, 2002     |
| 49.075 | at UC Davis, Stanford                           | February 27, 2009 |
| 49.075 | California, Maryland                            | February 24, 2012 |
| 49.075 | at MPSF Championships                           | March 21, 2015    |
| 49.075 | UC Davis, Brown                                 | March 6, 2016     |
| 49.050 | at UC Davis, Alaska Anchorage                   | February 27, 2005 |
| 49.050 | Cal State Fullerton                             | February 12, 2010 |
| 49.050 | at Nor Cal Quad                                 | January 15, 2012  |
| 49.050 | at Boise State                                  | February 17, 2012 |
| 49.025 | Boise State, Seattle Pacific                    | February 8, 2002  |
| 49.025 | at UC Santa Barbara, UC Davis, Eastern Michigan | February 23, 2002 |
| 49.025 | Air Force, Seattle Pacific                      | February 14, 2003 |
| 49.025 | Southern Utah                                   | February 5, 2012  |
| 49.025 | at UC Davis, Stanford, Utah State               | January 26, 2014  |
| 49.025 | at Sacramento State, California                 | February 14, 2014 |





# Top Floor Team Scores

|        |   |                   |
|--------|---|-------------------|
| 49.025 | at Sacramento State                       | February 19, 2016 |
| 49.000 | at Alaska Anchorage                       | March 12, 2004    |
| 49.000 | Southern Utah                             | February 16, 2008 |
| 49.000 | at UC Davis, Stanford, Sacramento State   | March 23, 2008    |
| 49.000 | at Seattle Pacific                        | January 31, 2009  |
| 49.000 | at Sacramento State                       | February 15, 2009 |
| 49.000 | at Stanford                               | February 5, 2011  |
| 49.000 | at UC Davis                               | March 1, 2013     |
| 48.975 | Seattle Pacific                           | March 9, 2001     |
| 48.975 | at UC Davis                               | February 29, 2004 |
| 48.975 | at WAC Championships                      | March 27, 2010    |
| 48.975 | at Southern Utah                          | February 18, 2011 |
| 48.975 | UC Davis                                  | February 7, 2014  |
| 48.975 | at Boise State                            | February 21, 2014 |
| 48.975 | at Utah State                             | March 7, 2014     |
| 48.950 | at Washington, Central Michigan           | March 9, 2012     |
| 48.950 | at California, Brown                      | February 18, 2013 |
| 48.950 | NorCal Classic                            | January 10, 2016  |
| 48.950 | at MPSF Championships                     | March 19, 2016    |
| 48.925 | California                                | February 26, 2000 |
| 48.925 | Alaska Anchorage, UC Davis, Utah State    | January 26, 2002  |
| 48.925 | at Sacramento State                       | February 16, 2003 |
| 48.925 | Stanford                                  | March 7, 2003     |
| 48.925 | at Utah State                             | March 12, 2010    |
| 48.925 | at Sacramento State                       | January 27, 2012  |
| 48.925 | at Sacramento State                       | February 13, 2015 |
| 48.900 | UC Santa Barbara                          | March 2, 2002     |
| 48.900 | at Sacramento State                       | March 10, 2002    |
| 48.900 | UC Davis                                  | February 22, 2008 |
| 48.900 | Sacramento State                          | February 6, 2009  |
| 48.900 | at Brigham Young, Boise State, Utah State | February 20, 2009 |
| 48.900 | at Boise State, Southern Utah             | March 11, 2016    |
| 48.875 | Seattle Pacific                           | March 22, 1996    |
| 48.875 | at Utah State                             | February 26, 2001 |
| 48.875 | at NCAA West Regional                     | April 4, 2009     |
| 48.875 | at Sacramento State                       | February 19, 2010 |
| 48.875 | Boise State, UC Davis, Seattle Pacific    | February 11, 2011 |
| 48.875 | at MPSF Championships                     | March 22, 2014    |
| 48.875 | NCAA Minneapolis Regional                 | April 5, 2014     |

# Top All-Around Scores

## All-Around (39.075 or higher)

|        |                    |                   |
|--------|--------------------|-------------------|
| 39.575 | Thomasina Wallace  | March 9, 2012     |
| 39.550 | Thomasina Wallace  | March 16, 2012    |
| 39.525 | Thomasina Wallace  | Feb. 10, 2012     |
| 39.425 | Thomasina Wallace  | Feb. 5, 2012      |
| 39.400 | Shirla Choy        | March 29, 2003    |
| 39.400 | Thomasina Wallace  | April 4, 2009     |
| 39.400 | Thomasina Wallace  | March 24, 2012    |
| 39.375 | Dani Albright      | Feb. 16, 2001     |
| 39.375 | Dani Albright      | March 2, 2002     |
| 39.375 | Thomasina Wallace  | March 6, 2009     |
| 39.375 | Dani Albright      | March 29, 2003    |
| 39.375 | Thomasina Wallace  | Jan. 27, 2012     |
| 39.350 | Thomasina Wallace  | Feb. 27, 2009     |
| 39.350 | Thomasina Wallace  | Feb. 24, 2012     |
| 39.350 | Cami Guyer         | March 8, 2015     |
| 39.350 | Maddie Herr        | March 11, 2016    |
| 39.325 | Dani Albright      | March 9, 2001     |
| 39.325 | Thomasina Wallace  | March 12, 2010    |
| 39.325 | Thomasina Wallace  | Feb. 11, 2011     |
| 39.325 | Maddie Herr        | Feb. 19, 2016     |
| 39.300 | Dani Albright      | Feb. 7, 2003      |
| 39.300 | Thomasina Wallace  | March 2, 2012     |
| 39.300 | Cassandra Harrison | February 14, 2014 |
| 39.275 | Dani Albright      | March 7, 2003     |
| 39.275 | Shirla Choy        | March 21, 2003    |
| 39.275 | Veronica Porte     | Feb. 20, 2009     |
| 39.275 | Bekah Gher         | March 1, 2013     |
| 39.250 | Dani Albright      | March 10, 2002    |
| 39.250 | Thomasina Wallace  | Jan. 29, 2011     |
| 39.250 | Thomasina Wallace  | Feb. 18, 2011     |
| 39.250 | Thomasina Wallace  | April 2, 2011     |
| 39.250 | Bekah Gher         | February 14, 2014 |
| 39.250 | Cami Guyer         | February 13, 2015 |
| 39.225 | Dani Albright      | March 16, 2001    |
| 39.225 | Shirla Choy        | Jan. 31, 2003     |
| 39.225 | Dani Albright      | March 9, 2003     |
| 39.225 | Thomasina Wallace  | Feb. 15, 2009     |
| 39.225 | Cami Guyer         | February 28, 2014 |
| 39.225 | Cassandra Harrison | February 28, 2014 |
| 39.225 | Cami Guyer         | March 21, 2015    |
| 39.200 | Dani Albright      | February 8, 2002  |
| 39.200 | Shirla Choy        | March 20, 2004    |
| 39.200 | Thomasina Wallace  | Jan. 31, 2009     |
| 39.200 | Thomasina Wallace  | Feb. 17, 2012     |
| 39.200 | Cassandra Harrison | February 15, 2013 |
| 39.200 | Bekah Gher         | March 8, 2013     |
| 39.200 | Bekah Gher         | February 21, 2014 |
| 39.175 | Dani Albright      | Feb. 27, 2001     |
| 39.175 | Shirla Choy        | March 9, 2001     |
| 39.175 | Dani Albright      | Feb. 24, 2001     |
| 39.175 | Jennifer Greene    | Feb. 7, 2003      |




# Top All-Around Scores



|        |                    |                   |
|--------|--------------------|-------------------|
| 39.175 | Greta Leach        | March 20, 2004    |
| 39.175 | Veronica Porte     | March 31, 2007    |
| 39.175 | Lily Swann         | Feb. 11, 2011     |
| 39.175 | Thomasina Wallace  | March 6, 2011     |
| 39.175 | Thomasina Wallace  | January 22, 2012  |
| 39.175 | Bekah Gher         | February 28, 2014 |
| 39.175 | Maddie Herr        | January 25, 2015  |
| 39.175 | Cami Guyer         | February 20, 2015 |
| 39.175 | Kaitlin Won        | March 21, 2015    |
| 39.150 | Shirla Choy        | March 16, 2001    |
| 39.150 | Shirla Choy        | March 24, 2001    |
| 39.150 | Dani Albright      | April 6, 2002     |
| 39.150 | Jennifer Greene    | March 13, 2004    |
| 39.150 | Jennifer Greene    | March 20, 2004    |
| 39.150 | Michelle Minotti   | March 19, 2005    |
| 39.150 | Veronica Porte     | February 16, 2008 |
| 39.150 | Veronica Porte     | March 16, 2008    |
| 39.150 | Veronica Porte     | Feb. 27, 2009     |
| 39.150 | Thomasina Wallace  | Jan. 15, 2012     |
| 39.150 | Cami Guyer         | January 18, 2014  |
| 39.150 | Bekah Gher         | February 7, 2014  |
| 39.125 | Shirla Choy        | Feb. 16, 2001     |
| 39.125 | Shirla Choy        | Feb. 27, 2001     |
| 39.125 | Jennifer Greene    | March 2, 2003     |
| 39.125 | Jennifer Greene    | Feb. 20, 2004     |
| 39.125 | Veronica Porte     | March 18, 2007    |
| 39.125 | Cassandra Harrison | March 1, 2013     |
| 39.125 | Cassandra Harrison | March 8, 2013     |
| 39.125 | Bekah Gher         | March 14, 2014    |
| 39.125 | Cassandra Harrison | March 22, 2014    |
| 39.125 | Maddie Herr        | February 13, 2015 |
| 39.125 | Cami Guyer         | March 1, 2015     |
| 39.125 | Maddie Herr        | March 1, 2015     |
| 39.100 | Kimmy Cianci       | Feb. 16, 2001     |
| 39.100 | Shirla Choy        | Jan. 24, 2003     |
| 39.100 | Shirla Choy        | March 12, 2004    |
| 39.100 | Veronica Porte     | Jan. 11, 2009     |
| 39.100 | Veronica Porte     | Jan. 31, 2009     |
| 39.100 | Lily Swann         | March 27, 2010    |
| 39.100 | Cassandra Harrison | February 18, 2013 |
| 39.100 | Bekah Gher         | March 23, 2013    |
| 39.100 | Cami Guyer         | March 14, 2014    |
| 39.100 | Kaitlin Won        | March 1, 2015     |
| 39.100 | Maddie Herr        | March 6, 2016     |
| 39.075 | Hawley Almstedt    | March 14, 1997    |
| 39.075 | Shirla Choy        | Feb. 20, 2004     |
| 39.075 | Jennifer Greene    | March 12, 2004    |
| 39.075 | Thomasina Wallace  | Feb. 19, 2010     |
| 39.075 | Lily Swann         | March 11, 2011    |
| 39.075 | Thomasina Wallace  | Jan. 21, 2011     |
| 39.075 | Cassandra Harrison | Feb. 5, 2012      |
| 39.075 | Cassandra Harrison | March 14, 2014    |

# Top Vault Scores (9.850 or better)

|       |                   |                   |
|-------|-------------------|-------------------|
| 9.925 | Shina Cardeno     | Feb. 24, 2006     |
| 9.925 | Veronica Porte    | Feb. 20, 2009     |
| 9.900 | Thomasina Wallace | Jan. 23, 2009     |
| 9.900 | Alise Blackwell   | Feb. 20, 2009     |
| 9.900 | Thomasina Wallace | Jan. 29, 2011     |
| 9.900 | Thomasina Wallace | Feb. 10, 2012     |
| 9.900 | Bekah Gher        | January 18, 2014  |
| 9.900 | Cami Guyer        | March 8, 2015     |
| 9.900 | Cami Guyer        | March 21, 2015    |
| 9.875 | Dani Albright     | Feb. 16, 2001     |
| 9.875 | Raylyn Cardeno    | February 16, 2008 |
| 9.875 | Lily Swann        | March 19, 2010    |
| 9.875 | Maddie Herr       | March 6, 2016     |
| 9.850 | Dani Albright     | Feb. 2, 2002      |
| 9.850 | Dani Albright     | March 8, 2002     |
| 9.850 | Dani Albright     | March 16, 2002    |
| 9.850 | Dani Albright     | Jan. 31, 2003     |
| 9.850 | Dani Albright     | March 14, 2003    |
| 9.850 | Shirla Choy       | March 21, 2003    |
| 9.850 | Raylyn Cardeno    | Feb. 24, 2006     |
| 9.850 | Raylyn Cardeno    | Feb. 3, 2007      |
| 9.850 | Raylyn Cardeno    | March 18, 2007    |
| 9.850 | Shanice Howard    | March 23, 2008    |
| 9.850 | Veronica Porte    | March 29, 2008    |
| 9.850 | Veronica Porte    | March 21, 2009    |
| 9.850 | Lily Swann        | Jan. 23, 2009     |
| 9.850 | Lily Swann        | Feb. 6, 2009      |
| 9.850 | Thomasina Wallace | Feb. 20, 2009     |
| 9.850 | Lily Swann        | Feb. 27, 2009     |
| 9.850 | Thomasina Wallace | March 6, 2009     |
| 9.850 | Lily Swann        | March 21, 2009    |
| 9.850 | Thomasina Wallace | Jan. 15, 2010     |
| 9.850 | Lily Swann        | March 5, 2010     |



# Top Vault Scores (9.850 or better)





|       |                    |                   |
|-------|--------------------|-------------------|
| 9.850 | Lily Swann         | March 26, 2010    |
| 9.850 | Lily Swann         | Jan. 28, 2011     |
| 9.850 | Thomasina Wallace  | Feb. 5, 2012      |
| 9.850 | Thomasina Wallace  | Jan. 20, 2012     |
| 9.850 | Thomasina Wallace  | Feb. 24, 2012     |
| 9.850 | Thomasina Wallace  | March 9, 2012     |
| 9.850 | Cassandra Harrison | February 18, 2013 |
| 9.850 | Bekah Gher         | January 26, 2014  |
| 9.850 | Bekah Gher         | February 7, 2014  |
| 9.850 | Cassandra Harrison | February 14, 2104 |
| 9.850 | Hannah Gilbert     | March 22, 2014    |
| 9.850 | Bekah Gher         | March 22, 2014    |
| 9.850 | Cami Guyer         | February 20, 2015 |
| 9.850 | Rachel Heinl       | March 14, 2015    |
| 9.850 | Maddie Herr        | March 11, 2016    |



# Top Bars Scores (9.850 or better)

|       |                   |                   |
|-------|-------------------|-------------------|
| 9.950 | Shirla Choy       | February 7, 2003  |
| 9.950 | Shirla Choy       | March 20, 2004    |
| 9.950 | Thomasina Wallace | April 4, 2009     |
| 9.950 | Thomasina Wallace | March 9, 2012     |
| 9.925 | Shirla Choy       | January 24, 2003  |
| 9.925 | Shirla Choy       | January 31, 2003  |
| 9.925 | Kelsey Spellacy   | February 14, 2003 |
| 9.925 | Shirla Choy       | March 21, 2003    |
| 9.925 | Shirla Choy       | February 20, 2004 |
| 9.925 | Thomasina Wallace | February 20, 2009 |
| 9.925 | Thomasina Wallace | January 10, 2010  |
| 9.900 | Shirla Choy       | March 9, 2001     |
| 9.900 | Dani Albright     | February 7, 2003  |
| 9.900 | Shirla Choy       | March 7, 2003     |
| 9.900 | Shirla Choy       | March 14, 2003    |
| 9.900 | Shirla Choy       | March 29, 2003    |
| 9.900 | Shirla Choy       | January 17, 2004  |
| 9.900 | Thomasina Wallace | January 16, 2009  |
| 9.900 | Thomasina Wallace | February 15, 2009 |
| 9.900 | Thomasina Wallace | January 30, 2010  |
| 9.900 | Thomasina Wallace | March 12, 2010    |
| 9.900 | Thomasina Wallace | February 11, 2011 |
| 9.900 | Thomasina Wallace | February 5, 2012  |
| 9.900 | Thomasina Wallace | March 2, 2012     |
| 9.900 | Thomasina Wallace | March 16, 2012    |
| 9.900 | Thomasina Wallace | March 24, 2012    |
| 9.875 | Shirla Choy       | February 3, 2001  |
| 9.875 | Shirla Choy       | February 26, 2001 |
| 9.875 | Dani Albright     | March 16, 2001    |
| 9.875 | Shirla Choy       | January 23, 2004  |
| 9.875 | Shirla Choy       | February 14, 2004 |
| 9.875 | Liz Major         | February 20, 2004 |
| 9.875 | Brittney Peterson | February 20, 2004 |
| 9.875 | Liz Major         | March 20, 2004    |
| 9.875 | Brittney Peterson | March 20, 2004    |
| 9.875 | Greta Leach       | February 11, 2005 |
| 9.875 | Greta Leach       | February 27, 2005 |
| 9.875 | Alise Blackwell   | February 16, 2008 |
| 9.875 | Thomasina Wallace | January 31, 2009  |
| 9.875 | Thomasina Wallace | February 27, 2009 |
| 9.875 | Thomasina Wallace | March 6, 2009     |



# Top Bars Scores (9.850 or better)



**Liz  
Major**



**Greta  
Leach**



**Alise  
Blackwell**

|       |                     |                   |
|-------|---------------------|-------------------|
| 9.875 | Thomasina Wallace   | March 21, 2009    |
| 9.875 | Thomasina Wallace   | January 14, 2011  |
| 9.875 | Thomasina Wallace   | March 6, 2011     |
| 9.875 | Thomasina Wallace   | January 27, 2012  |
| 9.875 | Cami Guyer          | February 28, 2014 |
| 9.875 | Marissa Unpingco    | March 14, 2014    |
| 9.875 | Thomasina Wallace   | February 10, 2012 |
| 9.875 | Maddie Herr         | March 1, 2015     |
| 9.875 | Maddie Herr         | March 14, 2015    |
| 9.850 | Colleen Jones       | January 30, 1993  |
| 9.850 | Bridgett Coates     | March 22, 1996    |
| 9.850 | Annie Snellgrove    | March 27, 1999    |
| 9.850 | Stacy Martin        | January 27, 2001  |
| 9.850 | Dani Albright       | February 16, 2001 |
| 9.850 | Annie Snellgrove    | March 9, 2001     |
| 9.850 | Dani Albright       | March 24, 2001    |
| 9.850 | Shirla Choy         | February 8, 2002  |
| 9.850 | Dani Albright       | March 2, 2002     |
| 9.850 | Shirla Choy         | March 2, 2002     |
| 9.850 | Dani Albright       | March 10, 2002    |
| 9.850 | Shirla Choy         | March 10, 2002    |
| 9.850 | Shirla Choy         | March 16, 2002    |
| 9.850 | Shirla Choy         | February 16, 2003 |
| 9.850 | Brittney Peterson   | Jan 17, 2004      |
| 9.850 | Shirla Choy         | February 6, 2004  |
| 9.850 | Shirla Choy         | March 13, 2004    |
| 9.850 | Michelle Minotti    | March 18, 2007    |
| 9.850 | Thomasina Wallace   | January 23, 2009  |
| 9.850 | Katie Merritt       | March 19, 2010    |
| 9.850 | Thomasina Wallace   | March 11, 2011    |
| 9.850 | Thomasina Wallace   | January 15, 2012  |
| 9.850 | Thomasina Wallace   | January 22, 2012  |
| 9.850 | Alyssa Telles-Nolan | January 27, 2012  |
| 9.850 | Thomasina Wallace   | February 17, 2012 |
| 9.850 | Alyssa Telles-Nolan | March 1, 2013     |
| 9.850 | Bekah Gher          | February 14, 2014 |
| 9.850 | Marissa Unpingco    | February 14, 2014 |
| 9.850 | Rachel Heintl       | February 28, 2014 |
| 9.850 | Maddie Herr         | February 1, 2015  |
| 9.850 | Kaitlin Won         | March 1, 2015     |

# Top Beam Scores (9.850 or better)

|       |                    |                   |
|-------|--------------------|-------------------|
| 9.900 | Tanika Byrd        | March 3, 2000     |
| 9.900 | Jennifer Greene    | March 2, 2003     |
| 9.900 | Jennifer Greene    | March 13, 2004    |
| 9.900 | Michelle Minotti   | March 18, 2007    |
| 9.900 | Thomasina Wallace  | March 12, 2010    |
| 9.900 | Thomasina Wallace  | Feb. 11, 2011     |
| 9.900 | Aubrey Lee         | Feb. 18, 2011     |
| 9.900 | Thomasina Wallace  | March 9, 2012     |
| 9.900 | Julia Greer        | January 26, 2014  |
| 9.875 | Carissa Medeiros   | March 27, 1999    |
| 9.875 | Dani Albright      | Jan. 27, 2001     |
| 9.875 | Tracy Cheshier     | Feb. 3, 2001      |
| 9.875 | Dani Albright      | Feb. 3, 2001      |
| 9.875 | Kasey Carter       | Feb. 16, 2001     |
| 9.875 | Dani Albright      | Feb. 26, 2001     |
| 9.875 | Jennifer Greene    | Feb. 7, 2003      |
| 9.875 | Jennifer Greene    | March 14, 2003    |
| 9.875 | Amberly Klein      | March 29, 2003    |
| 9.875 | Greta Leach        | March 19, 2005    |
| 9.875 | Julia Greer        | Feb. 18, 2011     |
| 9.875 | Thomasina Wallace  | Feb. 18, 2011     |
| 9.875 | Thomasina Wallace  | Feb. 10, 2012     |
| 9.875 | Thomasina Wallace  | March 16, 2012    |
| 9.875 | Marissa Unpingco   | March 21, 2015    |
| 9.875 | Marissa Unpingco   | January 26, 2014  |
| 9.875 | Allison Bellingham | February 26, 2016 |
| 9.850 | Kasey Carter       | March 27, 1999    |
| 9.850 | Tracy Cheshier     | March 9, 2001     |
| 9.850 | Dani Albright      | March 2, 2002     |
| 9.850 | Shirla Choy        | Jan. 3, 2003      |
| 9.850 | Dani Albright      | March 7, 2003     |
| 9.850 | Dani Albright      | March 14, 2003    |
| 9.850 | Amberly Klein      | Feb. 6, 2004      |






# Top Beam Scores (9.850 or better)



|       |                    |                   |
|-------|--------------------|-------------------|
| 9.850 | Greta Leach        | Feb. 6, 2004      |
| 9.850 | Amberly Klein      | March 13, 2004    |
| 9.850 | Amberly Klein      | March 20, 2004    |
| 9.850 | Michelle Minotti   | Feb. 9, 2007      |
| 9.850 | Jessica Khoshnood  | March 18, 2007    |
| 9.850 | Veronica Porte     | February 1, 2008  |
| 9.850 | Veronica Porte     | February 10, 2008 |
| 9.850 | Leah Bigelow       | March 7, 2008     |
| 9.850 | Alise Blackwell    | Jan. 31, 2009     |
| 9.850 | Aubrey Lee         | March 21, 2009    |
| 9.850 | Thomasina Wallace  | April 4, 2009     |
| 9.850 | Thomasina Wallace  | Jan. 20, 2012     |
| 9.850 | Thomasina Wallace  | March 5, 2010     |
| 9.850 | Julia Greer        | Feb. 11, 2011     |
| 9.850 | Thomasina Wallace  | Jan. 27, 2012     |
| 9.850 | Thomasina Wallace  | Feb. 5, 2012      |
| 9.850 | Cassandra Harrison | Feb. 10, 2012     |
| 9.850 | Thomasina Wallace  | March 2, 2012     |
| 9.850 | Cassandra Harrison | March 16, 2012    |
| 9.850 | Bekah Gher         | February 15, 2013 |
| 9.850 | Julia Greer        | March 1, 2013     |
| 9.850 | Cami Guyer         | March 23, 2013    |
| 9.850 | Julia Greer        | January 5, 2014   |
| 9.850 | Bekah Gher         | February 7, 2014  |
| 9.850 | Julia Greer        | February 21, 2014 |
| 9.850 | Julia Greer        | February 28, 2014 |
| 9.850 | Julia Greer        | March 14, 2014    |
| 9.850 | Maddie Herr        | March 8, 2015     |
| 9.850 | Allison Bellingham | March 21, 2015    |
| 9.850 | Marissa Unpingco   | January 24, 2016  |
| 9.850 | Marissa Unpingco   | February 12, 2016 |
| 9.850 | Maddie Herr        | February 19, 2016 |

# Top Floor Scores (9.875 or better)


|        |                    |                   |
|--------|--------------------|-------------------|
| 10.000 | Jennifer Greene    | March 20, 2004    |
| 9.975  | Dani Albright      | March 29, 2003    |
| 9.950  | Dani Albright      | February 14, 2003 |
| 9.950  | Shirla Choy        | March 20, 2004    |
| 9.950  | Thomasina Wallace  | March 16, 2012    |
| 9.925  | Kimmy Cianci       | March 24, 2001    |
| 9.925  | Jennifer Greene    | March 2, 2003     |
| 9.925  | Dani Albright      | March 7, 2003     |
| 9.925  | Shirla Choy        | March 29, 2003    |
| 9.925  | Shirla Choy        | February 14, 2004 |
| 9.925  | Jennifer Greene    | February 14, 2004 |
| 9.925  | Greta Leach        | March 20, 2004    |
| 9.925  | Thomasina Wallace  | January 21, 2011  |
| 9.925  | Cassandra Harrison | March 8, 2013     |
| 9.925  | Julia Greer        | March 14, 2014    |
| 9.900  | Tasya Talbot       | February 12, 2000 |
| 9.900  | Tasya Talbot       | February 26, 2000 |
| 9.900  | Kimmy Cianci       | February 26, 2001 |
| 9.900  | Kimmy Cianci       | March 2, 2001     |
| 9.900  | Dani Albright      | March 9, 2001     |
| 9.900  | Dani Albright      | February 2, 2002  |
| 9.900  | Dani Albright      | February 23, 2002 |
| 9.900  | Kimmy Cianci       | February 23, 2002 |
| 9.900  | Kimmy Cianci       | March 8, 2002     |
| 9.900  | Shirla Choy        | March 23, 2002    |
| 9.900  | Dani Albright      | April 6, 2002     |
| 9.900  | Jennifer Greene    | February 7, 2003  |
| 9.900  | Dani Albright      | March 2, 2003     |
| 9.900  | Jennifer Greene    | February 20, 2004 |
| 9.900  | Jennifer Greene    | March 12, 2004    |
| 9.900  | Jennifer Greene    | January 11, 2005  |
| 9.900  | Veronica Porte     | February 23, 2007 |
| 9.900  | Emily Stebbins     | March 16, 2008    |
| 9.900  | Emily Stebbins     | March 29, 2008    |
| 9.900  | Thomasina Wallace  | February 27, 2009 |
| 9.900  | Thomasina Wallace  | March 8, 2009     |
| 9.900  | Thomasina Wallace  | March 21, 2009    |
| 9.900  | Thomasina Wallace  | March 5, 2010     |
| 9.900  | Tiffany Louie      | March 5, 2010     |
| 9.900  | Katie Valleau      | April 2, 2011     |
| 9.900  | Katie Valleau      | February 24, 2012 |
| 9.900  | Cassandra Harrison | February 15, 2013 |
| 9.900  | Cassandra Harrison | February 18, 2013 |
| 9.900  | Cassandra Harrison | March 1, 2013     |
| 9.900  | Cassandra Harrison | March 23, 2013    |
| 9.900  | Julia Greer        | March 8, 2013     |
| 9.900  | Cassandra Harrison | February 14, 2014 |
| 9.900  | Cassandra Harrison | February 28, 2014 |
| 9.900  | Julia Greer        | February 28, 2014 |
| 9.900  | Jasmine Holmes     | March 14, 2014    |
| 9.900  | Cami Guyer         | March 14, 2015    |



# Top Floor Scores (9.875 or better)



**Thomasina  
Wallace**



**Kim  
Cianci**



**Greta  
Leach**

|       |                    |                   |
|-------|--------------------|-------------------|
| 9.875 | Tara Law           | February 14, 1997 |
| 9.875 | Tara Law           | March 14, 1997    |
| 9.875 | Tasya Talbot       | March 12, 1999    |
| 9.875 | Tasya Talbot       | March 10, 2000    |
| 9.875 | Tasya Talbot       | March 18, 2000    |
| 9.875 | Shirla Choy        | March 24, 2001    |
| 9.875 | Dani Albright      | January 26, 2002  |
| 9.875 | Dani Albright      | February 8, 2002  |
| 9.875 | Dani Albright      | March 2, 2002     |
| 9.875 | Shirla Choy        | March 8, 2002     |
| 9.875 | Dani Albright      | March 10, 2002    |
| 9.875 | Kimmy Cianci       | March 16, 2002    |
| 9.875 | Shirla Choy        | February 14, 2003 |
| 9.875 | Jennifer Greene    | February 16, 2003 |
| 9.875 | Shirla Choy        | March 21, 2003    |
| 9.875 | Jennifer Greene    | March 29, 2003    |
| 9.875 | Jennifer Greene    | January 23, 2004  |
| 9.875 | Shirla Choy        | March 6, 2004     |
| 9.875 | Shirla Choy        | March 12, 2004    |
| 9.875 | Veronica Porte     | January 26, 2007  |
| 9.875 | Alise Blackwell    | March 18, 2007    |
| 9.875 | Shanice Howard     | February 22, 2008 |
| 9.875 | Shanice Howard     | March 16, 2008    |
| 9.875 | Veronica Porte     | January 16, 2009  |
| 9.875 | Veronica Porte     | January 23, 2009  |
| 9.875 | Thomasina Wallace  | February 15, 2009 |
| 9.875 | Veronica Porte     | March 6, 2009     |
| 9.875 | Shanice Howard     | March 21, 2009    |
| 9.875 | Veronica Porte     | March 21, 2009    |
| 9.875 | Tiffany Louie      | February 12, 2010 |
| 9.875 | Katie Valleau      | March 5, 2010     |
| 9.875 | Katie Valleau      | January 21, 2011  |
| 9.875 | Thomasina Wallace  | February 5, 2011  |
| 9.875 | Katie Valleau      | February 5, 2011  |
| 9.875 | Lily Swann         | February 11, 2011 |
| 9.875 | Thomasina Wallace  | March 6, 2011     |
| 9.875 | Thomasina Wallace  | March 11, 2011    |
| 9.875 | Thomasina Wallace  | April 2, 2011     |
| 9.875 | Thomasina Wallace  | February 10, 2012 |
| 9.875 | Thomasina Wallace  | February 17, 2012 |
| 9.875 | Thomasina Wallace  | March 9, 2012     |
| 9.875 | Katie Valleau      | March 16, 2012    |
| 9.875 | Thomasina Wallace  | March 24, 2012    |
| 9.875 | Katie Valleau      | March 24, 2012    |
| 9.875 | Julia Greer        | January 26, 2014  |
| 9.875 | Cassandra Harrison | March 14, 2014    |
| 9.875 | Cami Guyer         | January 16, 2015  |
| 9.875 | Alyssa Montalban   | January 16, 2015  |
| 9.875 | Mackenzie Douglas  | March 14, 2015    |
| 9.875 | Maddie Herr        | March 14, 2015    |
| 9.875 | Cami Guyer         | March 21, 2015    |

# Regional Teams



**2003 NCAA West Regional**  
**Seattle, Wash.**  
**T5th**  
**192.875**



**2006 NCAA West Regional**  
**Stanford, Calif.**  
**4th**  
**192.375**



**2008 NCAA West Regional**  
**Corvallis, Ore.**  
**5th**  
**193.850**



**2009 NCAA West Regional**  
**Seattle, Wash.**  
**T5th**  
**194.800**

# Regional Teams



**2011 NCAA  
Corvallis Regional  
Corvallis, Ore.  
4th  
194.425**



**2012 NCAA  
Salt Lake Regional  
Salt Lake City, Utah  
5th  
193.400**



**2014 NCAA  
Minneapolis Regional  
Minneapolis, Minn.  
6th  
193.950**

# Postseason Results

## NCAA Championships

### All-Around Results

|      |                       |        |
|------|-----------------------|--------|
| 2001 | 38. Dani Albright     | 38.425 |
| 2009 | 41. Veronica Porte    | 38.700 |
|      | 46. Thomasina Wallace | 38.400 |

### Floor Exercise

|      |                   |       |
|------|-------------------|-------|
| 2011 | 36. Katie Valleau | 9.725 |
|------|-------------------|-------|

## NCAA Regional Results

### Team Results

#### 2014 – NCAA Minneapolis Regional

|                          |                |
|--------------------------|----------------|
| 1. Oklahoma              | 197.725        |
| 2. Illinois              | 196.600        |
| 3. Minnesota             | 196.350        |
| 4. California            | 195.700        |
| 5. Southern Utah         | 195.150        |
| <b>6. San José State</b> | <b>193.950</b> |

#### 2012 – NCAA Salt Lake City Regional

|                          |                |
|--------------------------|----------------|
| 1. Utah                  | 196.825        |
| 2. Nebraska              | 196.525        |
| 3. Minnesota             | 194.800        |
| 4. Arizona State         | 194.400        |
| <b>5. San José State</b> | <b>193.400</b> |
| 6. Iowa State            | 193.150        |

#### 2011 – NCAA Corvallis Regional

|                          |                |
|--------------------------|----------------|
| 1. Oregon State          | 197.025        |
| 2. Nebraska              | 196.550        |
| 3. Michigan State        | 194.525        |
| <b>4. San José State</b> | <b>194.425</b> |
| 5. Iowa                  | 193.925        |
| 6. Southern Utah         | 193.775        |

#### 2009 – NCAA West Regional at Washington

|                          |                |
|--------------------------|----------------|
| 1. Utah                  | 197.675        |
| 2. Illinois              | 196.700        |
| 3. Boise State           | 195.400        |
| 4. Auburn                | 195.250        |
| <b>5. San José State</b> | <b>194.800</b> |
| Washington               | 194.800        |

#### 2008 – NCAA West Regional at Oregon State

|                          |                |
|--------------------------|----------------|
| 1. Oregon State          | 197.100        |
| 2. Michigan              | 196.375        |
| 3. Michigan State        | 195.125        |
| 4. Washington            | 194.075        |
| <b>5. San José State</b> | <b>193.850</b> |
| 6. Sacramento State      | 193.575        |

#### 2006 – NCAA West Regional at Stanford

|                          |                |
|--------------------------|----------------|
| 1. Alabama               | 196.475        |
| 2. Oregon State          | 195.800        |
| 3. Stanford              | 195.275        |
| <b>4. San José State</b> | <b>192.375</b> |
| 5. Sacramento State      | 192.050        |
| 6. Boise State           | 189.850        |

#### 2003 – NCAA West Regional at Washington

|                          |                |
|--------------------------|----------------|
| 1. Nebraska              | 196.650        |
| 2. LSU                   | 195.700        |
| 3. Washington            | 195.675        |
| 4. Cal State Fullerton   | 193.175        |
| <b>5. San José State</b> | <b>192.875</b> |
| Boise State              | 192.875        |

## NCAA Regional Champions

### Uneven Bars

|      |                   |       |
|------|-------------------|-------|
| 2009 | Thomasina Wallace | 9.950 |
|------|-------------------|-------|

### Floor

|      |               |       |
|------|---------------|-------|
| 2011 | Katie Valleau | 9.900 |
|------|---------------|-------|

# Postseason Results

## All-Around Results

### Individual Competitors Only

2015 9. Cami Guyer 38.925  
10. Kaitlin Won 38.875  
11. Maddie Herr 38.725

2013 13. Bekah Gher 38.800  
17. Cassandra Harrison 38.200

2010 15. Lily Swann 37.900

2007 11. Veronica Porte 38.825  
14. Alise Blackwell 38.675

2005 13. Jennifer Greene 38.700  
19. Michelle Minotti 38.350  
22. Greta Leach 37.475

2004 14. Greta Leach 38.775  
16. Jennifer Greene 38.425  
17. Shirla Choy 38.350

2002 T12. Dani Albright 39.150  
20. Shirla Choy 37.900

2001 5. Dani Albright 38.775  
7. Shirla Choy 38.775  
10. Kimmy Cianci 38.475

1999 20. Annie Snellgrove 9.700\*

\* did not complete all-around due to injury

1998 Annie Snellgrove  
Did not compete due to injury

1997 9. Tara Law 38.750  
13. Hawley Almstedt 38.350  
23. Bridgett Coates 37.075

1996 12. Tara Law 38.325  
15. Bridgett Coates 38.075  
16. Hawley Almstedt 37.925

1995 13. Tara Law 37.975

1994 15. Tara Law 37.500

1993 19. Jodi Solod 37.075

1992 19. Jodi Solod 37.675

1991 30. Staci Wicklund 36.850  
33. Jodi Solod 36.400

1989 30. Cheryl Sanwo 34.750

1988. Kriss Miller 17.250\*

1987 27. Liza Bettencourt 35.450  
29. Sheila H. Tsarnas 35.150  
31. Mayumi Nakaji 34.850

1986 28. Sheila Hughes 35.100

## Beam

2004 35. Amberly Klein 9.475

2002 T31. Kasey Carter 9.650

## Floor

2002 39. Kimmy Cianci 9.625

2010 19. Gabrielle Targosz 9.775

# NCAA Championships



**Dani Albright**  
2001 Championships  
All-Around  
38th, 38.425



**Veronica Porte**  
2009 Championships  
All-Around  
41st, 38.700



**Thomasina Wallace**  
2009 Championships  
All-Around  
46th, 38.400



**Katie Valleau**  
2011 Championships  
Floor  
36th, 9.725



# NCAA Regional Honors

## West Region Gymnast of the Year

2012 Thomasina Wallace

## West Region Coach of the Year

2012 Wayne Wright

## West Region

### Assistant Coach of the Year

2004 Tim Rivera

2009 Meghan Donahue

## West Region

### Administrator of the Year

2009 Stacy Martin



*Wayne Wright was honored as the 2012 West Region Coach of the Year. He led that team to the WAC regular-season title and the second-highest team score in school history.*



*Thomasina Wallace had an award-winning senior year in 2012. She was named the Western Athletic Conference Gymnast of the Year as well as the West Region Gymnast of the Year. She won the all-around title at the 2012 WAC Championships, holds the top-four all-around scores in school history and is tied for the top score on the bars and beam at San José State.*

# Conference Meet Results

## 2016 MPSF Championships Sacramento, Calif.

|                          |                |
|--------------------------|----------------|
| 1. Sacramento State      | 196.300        |
| 2. UC Davis              | 195.300        |
| <b>3. San José State</b> | <b>194.375</b> |
| 4. Seattle Pacific       | 193.000        |
| 5. Alaska Anchorage      | 192.850        |
| 6. Air Force             | 191.450        |

### Vault

|                |       |
|----------------|-------|
| 3. Joslayn Ray | 9.825 |
| 8. Erica Matos | 9.800 |

### Bars

|                       |       |
|-----------------------|-------|
| 2. Rachel Heintl      | 9.800 |
| 7. Allison Bellingham | 9.775 |

### Beam

|                       |       |
|-----------------------|-------|
| 4. Allison Bellingham | 9.825 |
| 6. Maddie Herr        | 9.800 |
| 10. Alyssa Kaschak    | 9.750 |

### Floor

|                 |       |
|-----------------|-------|
| 10. Erica Matos | 9.825 |
|-----------------|-------|

### All-Around

|                |        |
|----------------|--------|
| 9. Maddie Herr | 38.325 |
|----------------|--------|

## 2015 MPSF Championships Anchorage, Alaska

|                          |                |
|--------------------------|----------------|
| 1. UC Davis              | 195.300        |
| <b>2. San José State</b> | <b>195.175</b> |
| 3. Sacramento State      | 194.175        |
| 4. Alaska Anchorage      | 193.700        |
| 5. Seattle Pacific       | 192.700        |
| 6. Air Force             | 191.150        |

### Vault

|                 |       |
|-----------------|-------|
| 1. Cami Guyer   | 9.900 |
| T5. Maddie Herr | 9.825 |
| T5. Erica Matos | 9.825 |

### Bars

|                  |       |
|------------------|-------|
| 3. Kaitlin Won   | 9.800 |
| 6. Rachel Heintl | 9.750 |

### Beam

|                       |       |
|-----------------------|-------|
| T1. Marissa Unpingco  | 9.875 |
| 4. Allison Bellingham | 9.850 |

### Floor

|                      |       |
|----------------------|-------|
| 1. Cami Guyer        | 9.875 |
| 6. Mackenzie Douglas | 9.825 |
| 6. Kaitlin Won       | 9.825 |

### All-Around

|                |        |
|----------------|--------|
| 1. Cami Guyer  | 39.225 |
| 4. Kaitlin Won | 39.175 |



**Cami Guyer**

2015 MPSF All-Around Champion  
2015 MPSF Vault Champion  
2015 MPSF Floor Champion  
2013 Co-WAC Beam Champion



**Marissa Unpingco**

2015 Co-MPSF Beam Champion

# Conference Meet Results

## 2014 MPSF Championships

### Davis, Calif.

|                          |                |
|--------------------------|----------------|
| 1. Sacramento State      | 195.650        |
| 2. UC Davis              | 194.875        |
| <b>3. San José State</b> | <b>194.550</b> |
| 4. Seattle Pacific       | 194.075        |
| 5. Air Force             | 193.650        |
| 6. Alaska Anchorage      | 192.200        |

### Vault

|                        |       |
|------------------------|-------|
| T5. Hannah Gilbert     | 9.850 |
| T5. Bekah Gher         | 9.850 |
| T8. Cassandra Harrison | 9.850 |

### Bars

|                |       |
|----------------|-------|
| T7. Cami Guyer | 9.750 |
| T7. Bekah Gher | 9.750 |

### Beam

|                        |       |
|------------------------|-------|
| T4. Julia Greer        | 9.800 |
| T8. Cami Guyer         | 9.775 |
| T8. Alyssa Kaschak     | 9.775 |
| T8. Cassandra Harrison | 9.775 |

### Floor

|                       |       |
|-----------------------|-------|
| T2. Julia Greer       | 9.850 |
| 5. Cassandra Harrison | 9.825 |
| 6. Jasmine Holmes     | 9.800 |

### All Around

|                       |        |
|-----------------------|--------|
| 2. Cassandra Harrison | 39.125 |
| 3. Bekah Gher         | 39.000 |
| 4. Cami Guyer         | 38.900 |

## 2013 WAC Championships

### Cedar City, Utah

|                          |                |
|--------------------------|----------------|
| 1. Boise State           | 196.225        |
| 2. Denver                | 196.125        |
| 3. Sacramento State      | 195.550        |
| 4. Utah State            | 195.100        |
| 5. Southern Utah         | 194.925        |
| <b>6. San José State</b> | <b>194.700</b> |

### Beam

|                |       |
|----------------|-------|
| T1. Cami Guyer | 9.800 |
|----------------|-------|

### Floor

|                       |       |
|-----------------------|-------|
| 2. Cassandra Harrison | 9.900 |
| T6. Julia Greer       | 9.850 |
| T8. Bekah Gher        | 9.825 |

### All-Around

|               |        |
|---------------|--------|
| 6. Bekah Gher | 39.100 |
|---------------|--------|

## 2012 WAC Championships

### Logan, Utah

|                          |                |
|--------------------------|----------------|
| 1. Denver                | 196.350        |
| 2. Sacramento State      | 195.675        |
| 3. Southern Utah         | 195.025        |
| <b>4. San José State</b> | <b>194.800</b> |
| 5. Utah State            | 194.775        |

### Vault

|                      |       |
|----------------------|-------|
| 5. Thomasina Wallace | 9.825 |
| T9. Julia Greer      | 9.775 |
| T9. Alyssa Montalban | 9.775 |

### Bars

|                      |       |
|----------------------|-------|
| 2. Thomasina Wallace | 9.900 |
|----------------------|-------|

### Beam

|                      |       |
|----------------------|-------|
| 8. Thomasina Wallace | 9.800 |
|----------------------|-------|

### Floor

|                       |       |
|-----------------------|-------|
| T2. Thomasina Wallace | 9.875 |
| T2. Katie Valleau     | 9.875 |
| T9. Alyssa Montalban  | 9.825 |
| T9. Julia Greer       | 9.825 |

### All-Around

|                       |        |
|-----------------------|--------|
| 1. Thomasina Wallace  | 39.400 |
| 9. Cassandra Harrison | 38.075 |

## 2011 WAC Championships

### San Jose, Calif.

|                          |                |
|--------------------------|----------------|
| 1. Boise State           | 195.700        |
| 2. Southern Utah         | 194.825        |
| <b>3. San José State</b> | <b>193.925</b> |
| 4. Sacramento State      | 193.550        |
| 5. Utah State            | 191.850        |
| 6. Cal State Fullerton   | 191.650        |

### Vault

|                        |       |
|------------------------|-------|
| T4. Cassandra Harrison | 9.825 |
| T6. Shanice Howard     | 9.800 |
| T10. Lily Swann        | 9.750 |

### Bars

|                       |       |
|-----------------------|-------|
| T3. Thomasina Wallace | 9.825 |
| 5. Lily Swann         | 9.800 |
| T6. Katie Merritt     | 9.775 |

### Floor

|                       |       |
|-----------------------|-------|
| T2. Thomasina Wallace | 9.825 |
| T2. Katie Valleau     | 9.825 |

### All-Around

|                      |        |
|----------------------|--------|
| 3. Lily Swann        | 38.800 |
| 6. Thomasina Wallace | 38.675 |

# Conference Meet Results

## 2010 WAC Championships Fullerton, Calif.

|                          |                |
|--------------------------|----------------|
| 1. Southern Utah         | 195.800        |
| 2. Boise State           | 195.700        |
| 3. Utah State            | 193.675        |
| <b>4. San José State</b> | <b>193.600</b> |
| 5. Cal State Fullerton   | 193.175        |
| 6. Sacramento State      | 192.650        |

### Vault

|                    |       |
|--------------------|-------|
| T4. Lily Swann     | 9.850 |
| T8. Shanice Howard | 9.825 |

### Bars

|                       |       |
|-----------------------|-------|
| T7. Jessica Khoshnood | 9.775 |
| T7. Lily Swann        | 9.775 |

### Floor

|                       |       |
|-----------------------|-------|
| T5. Gabrielle Targosz | 9.850 |
| T5. Tiffany Louie     | 9.850 |

### All-Around

|               |        |
|---------------|--------|
| 3. Lily Swann | 39.100 |
|---------------|--------|

## 2009 WAC Championships Sacramento, Calif.

|                          |                |
|--------------------------|----------------|
| 1. Boise State           | 196.525        |
| 2. Sacramento State      | 195.350        |
| 3. Southern Utah         | 195.175        |
| <b>4. San José State</b> | <b>194.875</b> |
| 5. Cal State Fullerton   | 192.975        |
| 6. Utah State            | 192.425        |

### Vault

|                    |       |
|--------------------|-------|
| T5. Lily Swann     | 9.850 |
| T5. Veronica Porte | 9.850 |

### Bars

|                       |       |
|-----------------------|-------|
| T2. Thomasina Wallace | 9.875 |
| T6. Alise Blackwell   | 9.825 |

### Beam

|                |       |
|----------------|-------|
| T3. Aubrey Lee | 9.850 |
|----------------|-------|

### Floor

|                      |       |
|----------------------|-------|
| 1. Thomasina Wallace | 9.900 |
| T2. Shanice Howard   | 9.875 |
| T2. Veronica Porte   | 9.875 |
| T8. Katie Valleau    | 9.825 |

### All-Around

|                      |        |
|----------------------|--------|
| 4. Thomasina Wallace | 38.750 |
| 6. Veronica Porte    | 38.625 |

## 2008 WAC Championships Boise, Idaho

|                          |                |
|--------------------------|----------------|
| 1. Boise State           | 194.925        |
| <b>2. San José State</b> | <b>194.725</b> |
| 3. Southern Utah         | 194.575        |
| 4. Sacramento State      | 194.275        |
| 5. Utah State            | 194.150        |
| 6. CS Fullerton          | 192.650        |

### Vault

|                       |       |
|-----------------------|-------|
| T2. Veronica Porte    | 9.850 |
| T6. Shanice Howard    | 9.800 |
| T10. Renae Moneymaker | 9.775 |
| T10. Shina Cardeno    | 9.775 |

### Bars

|                      |       |
|----------------------|-------|
| T4. Renae Moneymaker | 9.775 |
| T8. Alise Blackwell  | 9.750 |

### Beam

|                    |       |
|--------------------|-------|
| T6. Veronica Porte | 9.800 |
|--------------------|-------|

### Floor

|                    |       |
|--------------------|-------|
| 3. Emily Stebbins  | 9.900 |
| T6. Shanice Howard | 9.850 |

### All-Around

|                      |        |
|----------------------|--------|
| 9. Veronica Porte    | 38.625 |
| 10. Michelle Minotti | 38.375 |

## 2007 WAC Championships Cedar City, Utah

|                          |                |
|--------------------------|----------------|
| 1. Sacramento State      | 195.275        |
| 2. Southern Utah         | 195.225        |
| 3. Utah State            | 195.175        |
| <b>4. San José State</b> | <b>193.750</b> |
| 5. Cal State Fullerton   | 193.625        |
| 6. Boise State           | 193.300        |

### Vault

|                    |       |
|--------------------|-------|
| T5. Veronica Porte | 9.825 |
|--------------------|-------|

### Balance Beam

|                    |       |
|--------------------|-------|
| T8. Veronica Porte | 9.825 |
|--------------------|-------|

### Floor Exercise

|                    |       |
|--------------------|-------|
| T4. Veronica Porte | 9.800 |
|--------------------|-------|

### All-Around

|                    |        |
|--------------------|--------|
| 3. Veronica Porte  | 39.175 |
| 8. Alise Blackwell | 38.900 |

# San José State University Women's Gymnastics

## 2006 WAC Championships Logan, Utah

|                          |                |
|--------------------------|----------------|
| 1. Sacramento State      | 193.950        |
| 2. Boise State           | 193.775        |
| 3. Southern Utah         | 193.600        |
| 4. Utah State            | 193.100        |
| <b>5. San José State</b> | <b>192.800</b> |
| 6. Cal State Fullerton   | 192.600        |

### Vault

|                      |       |
|----------------------|-------|
| T3. Renae Moneymaker | 9.825 |
| T9. Michelle Minotti | 9.775 |

### Bars

|                      |       |
|----------------------|-------|
| T3. Kelsey Spellacy  | 9.800 |
| T9. Renae Moneymaker | 9.725 |
| T9. Veronica Porte   | 9.725 |

### Beam

|                      |       |
|----------------------|-------|
| T10. Adriane Mertens | 9.725 |
|----------------------|-------|

### Floor

|                       |       |
|-----------------------|-------|
| T10. Renae Moneymaker | 9.725 |
|-----------------------|-------|

### All-Around

|                      |        |
|----------------------|--------|
| 4. Veronica Porte    | 38.825 |
| T9. Renae Moneymaker | 38.375 |

## 2005 MPSF Championships Davis, California

|                          |                |
|--------------------------|----------------|
| 1. Sacramento State      | 194.550        |
| <b>2. San José State</b> | <b>192.025</b> |
| 3. UC Davis              | 191.400        |
| 4. Seattle Pacific       | 190.275        |
| 5. Air Force             | 189.500        |
| 6. Alaska Anchorage      | 189.275        |

### Vault

|                     |       |
|---------------------|-------|
| 3. Jennifer Greene  | 9.825 |
| 4. Michelle Minotti | 9.775 |
| 6. Casey Jay        | 9.750 |

### Bars

|                    |       |
|--------------------|-------|
| 4. Jennifer Greene | 9.725 |
|--------------------|-------|

### Balance Beam

|                  |       |
|------------------|-------|
| 4. Amberly Klein | 9.825 |
|------------------|-------|

### All-Around

|                     |        |
|---------------------|--------|
| 2. Michelle Minotti | 38.700 |
| 5. Jennifer Greene  | 38.425 |

## 2004 MPSF Championships San Jose, Calif.

|                          |                |
|--------------------------|----------------|
| <b>1. San José State</b> | <b>195.925</b> |
| 2. CS Sacramento         | 195.400        |
| 3. UC Davis              | 194.350        |
| 4. Alaska Anchorage      | 193.750        |
| 5. Seattle Pacific       | 192.550        |
| 6. Air Force             | 192.525        |

### Bars

|                |       |
|----------------|-------|
| 1. Shirla Choy | 9.950 |
|----------------|-------|

### Beam

|                  |       |
|------------------|-------|
| 1. Amberly Klein | 9.850 |
| T3. Liz Major    | 9.800 |

### Floor

|                    |        |
|--------------------|--------|
| 1. Jennifer Greene | 10.000 |
| T2. Shirla Choy    | 9.950  |

### All-Around

|                |        |
|----------------|--------|
| 2. Shirla Choy | 39.200 |
| 3. Greta Leach | 39.175 |



**Jennifer Greene**  
2004 MPSF Floor Champion  
Only 10.000 in school history

# All-Conference Honors

## 2003 MPSF Championships Sacramento, California

|                          |                |
|--------------------------|----------------|
| 1. Sacramento State      | 194.925        |
| <b>2. San José State</b> | <b>194.550</b> |
| 3. Seattle Pacific       | 193.000        |
| 4. Air Force             | 192.050        |
| 5. UC Davis              | 189.650        |
| 6. Alaska-Anchorage      | 187.300        |

### Vault

|                   |       |
|-------------------|-------|
| T1. Dani Albright | 9.775 |
| T3. Shirla Choy   | 9.750 |

### Bars

|                 |       |
|-----------------|-------|
| T1. Shirla Choy | 9.900 |
|-----------------|-------|

### Beam

|                     |       |
|---------------------|-------|
| 1. Amberly Klein    | 9.875 |
| T2. Dani Albright   | 9.825 |
| T2. Shirla Choy     | 9.825 |
| T2. Jennifer Greene | 9.825 |

### Floor

|                  |       |
|------------------|-------|
| 1. Dani Albright | 9.975 |
| T3. Shirla Choy  | 9.925 |

### All-Around

|                  |        |
|------------------|--------|
| 1. Shirla Choy   | 39.400 |
| 2. Dani Albright | 39.375 |

## 2002 MPSF Championships Colorado Springs, Colo.

|                          |                |
|--------------------------|----------------|
| 1. Sacramento State      | 194.900        |
| 2. Air Force             | 194.650        |
| <b>3. San José State</b> | <b>193.375</b> |
| 4. UC Davis              | 192.000        |
| 5. UC Santa Barbara      | 189.525        |

### Vault

|                   |       |
|-------------------|-------|
| T2. Dani Albright | 9.800 |
|-------------------|-------|

### Floor

|                 |       |
|-----------------|-------|
| T1. Shirla Choy | 9.900 |
|-----------------|-------|



**Shirla Choy**  
 2004 MPSF Bars Champion  
 2003 MPSF All-Around Champion  
 2003 Co-MPSF Bars Champion  
 2002 MPSF Floor Champion

# All-Conference Honors

## MPSF Honors (2014-Present)

### 2016

#### First Team

Maddie Herr – Vault, All-Around  
 Erica Matos – Vault  
 Marissa Unpingco – Beam

#### Second Team

Rachel Heintl - Bars  
 Maddie Herr – Beam, Floor  
 Alyssa Kaschak – Bars  
 Ellie Pascoe-Long – Floor

### 2015

#### First Team

Cami Guyer – Vault, Floor, All-Around  
 Maddie Herr – Bars, Beam

## Second Team

Kiley Field - Floor  
 Cami Guyer – Bars, Beam  
 Rachel Heintl – Vault  
 Maddie Herr – Floor, All-Around  
 Alyssa Montalban - Floor  
 Kaitlin Won – Bars, Beam, All-Around

### 2014

**Vault:** Bekah Gher, Kiana Gordon, Cami Guyer  
**Bars:** Cami Guyer, Cassandra Harrison, Marissa Unpingco  
**Beam:** Bekah Gher, Julia Greer, Cami Guyer  
**Floor:** Julia Greer, Cami Guyer, Cassandra Harrison  
**All-Around:** Bekah Gher, Cami Guyer, Cassandra Harrison

## WAC Honors (2006-2013)

### 2013

#### First Team

Cami Guyer – Beam  
 Cassandra Harrison – Floor

#### Second Team

Bekah Gher – All-Around  
 Julia Greer - Floor

### 2012

#### First Team

Thomasina Wallace – All-Around, Bars, Floor  
 Katie Valleau – Floor

#### Second Team

Thomasina Wallace - Vault

# All-Conference Honors

**2011**

**First Team**

Lily Swann – All-Around  
Thomasina Wallace – Bars, Floor  
Katie Valleau - Floor

**Second Team**

Cassandra Harrison – Vault  
Shanice Howard – Vault  
Katie Merritt – Bars  
Lily Swann – Bars  
Thomasina Wallace – All-Around

**2010**

**First Team**

Lily Swann – All-Around

**Second Team**

Tiffany Louie - Floor  
Lily Swann – Vault  
Gabrielle Targosz - Floor

**2009**

**First Team**

Shanice Howard – Floor  
Aubrey Lee - Beam  
Veronica Porte - Floor  
Thomasina Wallace – Floor, Bars

**Second Team**

Alise Blackwell - Bars  
Veronica Porte – All-Around, Vault  
Lily Swann - Vault  
Thomasina Wallace – All-Around

**2008**

**First Team**

Veronica Porte - Vault  
Emily Stebbins - Floor

**Second Team**

Shanice Howard – Vault, Floor  
Rena Moneymaker - Bars  
Veronica Porte – Beam

**2007**

**First Team**

Veronica Porte – All-Around

**Second Team**

Veronica Porte – Vault, Beam

**2006**

**First Team**

Rena Moneymaker – Bars  
Kelsey Spellacy – Bars

**Second Team**

Veronica Porte – All-Around

## MPSF Honors

**2005**

**First Team**

Jennifer Greene – Floor  
Greta Leach – Bars, Beam, All-Around  
Michelle Minotti – Vault

**Second Team**

Leah Bigelow - Beam  
Jennifer Greene – Vault, All-Around  
Casey Jay – Floor  
Kelsey Spellacy - Bars

## WAC Gymnast of the Year

2012 Thomasina Wallace

## WAC Freshman of the Year

2009 Thomasina Wallace  
2011 Julia Greer

## WAC Champions

**Beam**

2013 Cami Guyer

**Floor**

2009 Thomasina Wallace

**All-Around**

2012 Thomasina Wallace

## MPSF Gymnast of the Year

2004 Shirla Choy  
2005 Jennifer Greene  
2014 Julia Greer  
2015 Cami Guyer

## MPSF Champions

**Vault**

2003 Dani Albright  
2015 Cami Guyer

**Bars**

2003 Shirla Choy  
2004 Shirla Choy

**Beam**

2003 Amberly Klein  
2004 Amberly Klein  
2015 Marissa Unpingco

**Floor**

2002 Shirla Choy  
2003 Dani Albright  
2004 Jennifer Greene  
2015 Cami Guyer

**All-Around**

2003 Shirla Choy  
2015 Cami Guyer



# Academic Honors

## AII-MPSF

**2016** Allison Bellingham  
Amy Bellingham  
Alisa Bogdan  
Hannah Gilbert  
Rachel Heint  
Maddie Herr  
Alyssa Kaschak  
Erica Matos  
Marissa Unpingco  
Kaitlin Won

**2015** Allison Bellingham  
Amy Bellingham  
Kiley Field  
Hannah Gilbert  
Cami Guyer  
Gabrielle Kambur  
Alyssa Kaschak  
Alyssa Montalban  
Marissa Unpingco

**2014** Kiley Field  
Bekah Gher  
Julia Greer  
Cami Guyer  
Cassandra Harrison  
Jasmine Holmes  
Alyssa Kaschak  
Alyssa Montalban  
Marissa Unpingco

## AII-WAC

**2013** Amy Bellingham  
Kiley Field  
Bekah Gher  
Hannah Gilbert  
Julia Greer  
Cami Guyer  
Cassandra Harrison  
Jasmine Holmes  
Alyssa Kaschak  
Victoria Lark  
Marissa Unpingco

**2012** Kiley Field  
Julia Greer  
Dannon Gregory  
Cami Guyer  
Cassandra Harrison  
Aubrey Lee  
Alyssa Montalban  
Katie Valleau  
Thomasina Wallace

**2011** Julia Greer  
Cassandra Harrison  
Shanice Howard  
Katie Merritt  
Lily Swann  
Alyssa Telles-Nolan  
Katie Valleau  
Thomasina Wallace

**2010** Shanice Howard  
Jessica Khoshnood  
Tiffany Louie  
Kate Merritt  
Lily Swann  
Gabrielle Targosz  
Alyssa Telles-Nolan  
Katie Valleau  
Thomasina Wallace

**2009** Alise Blackwell  
Kelli Fournier  
Shanice Howard  
Jessica Khoshnood  
Aubrey Lee  
Tiffany Louie  
Katie Merritt  
Lily Swann  
Gabrielle Targosz  
Katie Valleau  
Thomasina Wallace

**2008** Leah Bigelow  
Alise Blackwell  
Kelli Fournier  
Shanice Howard  
Casey Jay  
Jessica Khoshnood  
Tiffany Louie

Katie Merritt  
Michelle Minotti  
Emily Stebbins  
Lily Swann  
Gabrielle Targosz

**2007** Leah Bigelow  
Alise Blackwell  
Kelli Fournier  
Jessica Khoshnood  
Greta Leach  
Tiffany Louie  
Liz Major  
Michelle Minotti  
Jennifer Pizano  
Gabrielle Targosz

**2006** Leah Bigelow  
Alise Blackwell  
Tracie Kavalec  
Amberly Klein  
Adriane Mertens  
Michelle Minotti  
Rena Moneymaker  
Veronica Porte



*Maddie Herr is one of two Spartan gymnasts to be receive CoSIDA Academic All-District honors (2016).*



# Academic Honors

## All-MPSF

**2005** Tracie Kavalec  
Amberly Klein  
Greta Leach  
Adriane Mertens

**2004** Shirla Choy  
Adriane Mertens  
Brittney Peterson  
Rebecca Ronzio  
Melissa Scheele  
Erin Thomas

**2003** Shirla Choy  
Rebecca Ronzio  
Melisa Scheele  
Erin Thomas

## Arthur Ashe Jr., Sports Scholars

**2016** Kaitlin Won, Second Team

**2015** Jasmine Holmes  
Gabrielle Kambur

**2013** Victoria Lark

**2012** Aubrey Lee  
Katie Valleau

**2011** Shanice Howard  
Katie Valleau

**2010** Shanice Howard

## Arthur Ashe Jr., Sports Scholar Overall Top Female Scholar

2011 Shanice Howard

## CoSIDA Academic All-District

**2016** Maddie Herr

**2011** Shanice Howard,  
Second Team

## NACGC/W Scholastic

### All-Americans

**2016** Allison Bellingham  
Amy Bellingham  
Alisa Bogdan  
Hannah Gilbert  
Rachel Heinl  
Maddie Herr  
Alyssa Kaschak  
Erica Matos  
McElle McCartney  
Stephanie Relova  
Michelle Shalit  
Kendal Watts  
Kaitlin Won

**2015** Allison Bellingham  
Amy Bellingham  
Alisa Bogdan  
Kiley Field  
Hannah Gilbert  
Cami Guyer  
Maddie Herr  
Jasmine Holmes  
Gabrielle Kambur  
Adrienne Manseau  
Erica Matos

**2014** Allison Bellingham  
Casey Dreyer  
Kiley Field  
Julia Greer  
Cami Guyer  
Cassandra Harrison  
Jasmine Holmes  
Gabrielle Kambur  
Alyssa Kaschak  
Adrienne Manseau

**2013** Patricia Aubel  
Allison Bellingham  
Amy Bellingham  
Kiley Field  
Bekah Gher  
Hannah Gilbert  
Julia Greer  
Cami Guyer  
Cassandra Harrison



**Shanice Howard**  
**2011 Arthur Ashe, Jr., Sports Scholar**  
**Overall Top Female Scholar**  
**2011 San José State Top Female Scholar Athlete**

# San José State University Women's Gymnastics

Jasmine Holmes  
 Gabrielle Kambur  
 Alyssa Kaschak  
 Adrienne Manseau  
 Karlene Simon

**2012** Patricia Aubel  
 Kiley Field  
 Julia Greer  
 Cami Guyer  
 Cassandra Harrison  
 Karlene Simon  
 Kristie Wei

**2011** Julia Greer  
 Cassandra Harrison  
 Shanice Howard  
 Victoria Lark  
 Karlene Simon  
 Lily Swann

**2010** Kelli Fournier  
 Shanice Howard  
 Karlene Simon  
 Lily Swann

**2009** Kelli Fournier  
 Shanice Howard  
 Jessica Khoshnood  
 Lily Swann

**2008** Leah Bigelow  
 Kelli Fournier  
 Shanice Howard  
 Jessica Khoshnood  
 Lily Swann

**2007** Leah Bigelow  
 Kelli Fournier  
 Tiffany Louie

**2005** Leah Bigelow  
 Adriane Mertens  
 Michelle Minotti  
 Whitney Nelson  
 Tiffany Parcasio  
 Rebecca Ronzio

**2004** Shirla Choy  
 Adriane Mertens  
 Brittney Peterson  
 Rebecca Ronzio  
 Melisa Schelle  
 Erin Thomas

**2003** Shirla Choy  
 Kelli McCoy  
 Adriane Mertens  
 Sarah Molasky  
 Rebecca Ronzio  
 Melissa Scheele

**2002** Kasey Carter  
 Kim Cianci  
 Stacy Martin  
 Rebecca Ronzio  
 Melissa Scheele

**2001** Kasey Carter  
 Kim Cianci  
 Stacy Martin  
 Melisa Scheele

**2000** Kasey Carter  
 Kim Cianci  
 Carrie Mariani  
 Stacy Martin

## San Jose State

### Associated Students Top-55

**2007** Michelle Minotti  
**2003** Team  
**2002** Dani Albright

### Nancy Moak Memorial Award – Contributions in promoting women's athletics.

**2003** Kim Cianci

### NCAA Leadership Conference

**2003** Shirla Choy

### Who's Who Among Students

**2004** Shirla Choy



*Alyssa Kaschak was a three-time NACGC/W  
 Scholastic All-American.*

# Alumni Day 2016





