




2013 Seniors
Brittney Diffiné,
Hanah Blume,
Sarah Griest



SAN JOSÉ STATE UNIVERSITY 2013 VOLLEYBALL



Michaela Leonard
Second Team All-WAC



Mary Alice O'Reilly
First Team All-WAC



San José State University




Annually ranked among the top-ten masters-level public universities in the West by *U.S. News & World Report's* survey of "America's Best Colleges".





**President
Mohammed Qayoumi**

More than 130 bachelor's
and master's degree programs.



**Athletics Director
Gene Bleymaier**



San Jose State is the number one
supplier of education, engineering,
computer science, and business
graduates to Silicon Valley, the
world's high-tech capital.



Mountain West Conference

ACADEMIC CONSORTIUM

From the outset, Mountain West member institutions have been committed to creating strong academic relationships, as well as athletic competition. To that end, the chief academic officers of each institution have explored academic exchange programs, library crossovers and shared research. In addition, the faculty athletics representatives routinely provide academic assistance and test-taking services for student-athletes visiting from fellow member institutions for competition.



OPPORTUNITY

The Mountain West provides a first-class athletic and academic experience for more than 5,100 student-athletes each year. Over the past 14 years, 41 Mountain West student-athletes have earned NCAA Postgraduate Scholarships, and since the league's inception in 1999, an additional 28 student-athletes have been named MW Scholar-Athlete of the Year and awarded league-sponsored postgraduate scholarships.

SPORTSMANSHIP

Named a Sports Ethics Fellow by the Institute for International Sport in 1998, Commissioner Thompson has been a driving force for sportsmanship within intercollegiate athletics. As part of its continuing growth and development, the Mountain West implemented an extensive Sportsmanship Initiative, endorsed by both the MW Joint Council and MW Board of Directors. The program is made up of several elements, which are both practical and philosophical in nature. While the MW has significant penalties in place to deal with violations, the Sportsmanship Initiative is primarily promotional and educational in nature. The goal is to develop an environment that fosters appropriate behavior from all Conference constituencies.



ACHIEVEMENT

The MW has produced 793 All-America selections among its 18 sponsored sports (men's swimming was discontinued as a Conference sport following the 2010-11 season) in the last 14 years, including a league-record 83 All-America honorees in 2010-11. A total of 131 MW student-athletes have also earned Academic All-America accolades in that span. The Mountain West has sent at least 25 teams to NCAA postseason events in each of the past 14 years, capturing three team national championships in women's cross country and producing 33 individual national champions in the sports of men's golf, men's cross country, and men's and women's indoor track & field and outdoor track & field.

Mountain West members have participated in 56 bowl games under the league umbrella, including four appearances in BCS games. The MW has earned 68 postseason bids in men's basketball, including 38 NCAA Tournament appearances and two NIT Final Four berths. MW women's basketball has tallied 60 postseason slots, including 32 NCAA bids, five Sweet 16 appearances and one Elite Eight berth since 2000. Wyoming won the MW's first WNIT championship in 2007 with a win over Wisconsin. In women's volleyball, the MW has had 36 NCAA bids with eight Sweet 16 berths and one Elite Eight appearance. Women's soccer has earned 27 NCAA bids since 1999, with two Sweet 16 berths and one Elite Eight appearance. MW men's golf has had at least four representatives in 13 of the last 14 NCAA Golf Regionals, while women's golf has had at least three teams participate in NCAA Regionals 11 of the last 14 years.

2013 San José State Volleyball

San José State University.....2-3



2013 Schedule.....7



2013 San José State Roster8



San José State Radio/TV Roster.....9



San José State Volleyball Coaches.....10-15



San José State Volleyball Player Biographies.....16-36



2012 Volleyball Seniors37



2012 Statistics.....38-41



Spartan Record Book.....42-111



Credits: The 2013 San José State Volleyball Book is a product of the San José State Sports Information Office. Writing, layout and editing by Amy Villa. Portraits: Terrell Lloyd. Photos: Terrell Lloyd, Ron Fried, Wes Okubo, Damon Tarver, Kenneth Lam, Kurt Kopp, Ken Ruinard, Ken Wong. All names, nicknames, logos and other indicia referring to San José State University are trademarked and protected by the university. Any unauthorized use is prohibited.

San José State University does not discriminate on the basis of race, color, religion, national origin, sex, sexual orientation, marital status, pregnancy, age disability, disabled veterans or Vietnam status. This policy applies to all SJSU students, faculty and staff programs and activities. Questions regarding this policy should be directed to the Director of the Office of Equal Employment Opportunity/ Affirmative Action, SJSU, San Jose, CA 95192, (408) 924-1115.

2013 Schedule

Fri.	Aug. 30	William & Mary Tournament Vs. William & Mary	Williamsburg, Va.	7:00 p.m.
Sat.	Aug. 31	William & Mary Tournament Vs. Northern Arizona Vs. Campbell	Williamsburg, Va.	12:00 p.m. 5:00 p.m.
Fri.	Sept. 6	Sacramento State Invitational Vs. Sacramento State	Sacramento, Calif.	6:00 p.m.
Sat.	Sept. 7	Sacramento State Invitational Vs. Cal Poly Vs. Central Connecticut	Sacramento, Calif.	10:00 a.m. 3:00 p.m.
WED.	SEPT. 11	EASTERN WASHINGTON	THE EVENT CENTER	7:00 p.m.
Fri.	Sept. 13	Bankers Classic Vs. Winthrop	Stockton, Calif.	5:00 p.m.
Sat.	Sept. 14	Bankers Classic Vs. UC Riverside Vs. Pacific	Stockton, Calif.	10:00 a.m. 7:00 p.m.
THURS.	SEPT. 26	*BOISE STATE	THE EVENT CENTER	7:00 p.m.
SAT.	SEPT. 28	*UTAH STATE	THE EVENT CENTER	7:00 p.m.
Thurs.	Oct. 3	*UNLV	Las Vegas, Nev.	7:00 p.m.
Sat.	Oct. 5	*San Diego State	San Diego, Calif.	7:00 p.m.
THURS.	OCT. 10	*NEVADA	THE EVENT CENTER	7:00 p.m.
Fri.	Oct. 11	*Fresno State	Fresno, Calif.	7:00 p.m.
Sun.	Oct. 13	CSU Bakersfield	Bakersfield, Calif.	4:00 p.m.
THURS.	OCT. 17	*AIR FORCE	THE EVENT CENTER	7:00 p.m.
SAT.	OCT. 19	*NEW MEXICO	THE EVENT CENTER	1:00 p.m.
Thurs.	Oct. 24	*Wyoming	Laramie, Wyo.	7:00 p.m.
Sat.	Oct. 26	*Colorado State	Fort Collins, Colo.	1:00 p.m.
FRI.	NOV. 1	*FRESNO STATE	THE EVENT CENTER	7:00 p.m.
Sat.	Nov. 2	*Nevada	Reno, Nev.	7:00 p.m.
THURS.	NOV. 7	*SAN DIEGO STATE	THE EVENT CENTER	7:00 p.m.
SAT.	NOV. 9	*UNLV	THE EVENT CENTER	2:00 p.m.
Thurs.	Nov. 14	*Utah State	Logan, Utah	7:00 p.m.
Sat.	Nov. 16	*Boise State	Boise, Idaho	7:00 p.m.
THURS.	NOV. 21	*COLORADO STATE	THE EVENT CENTER	7:00 p.m.
SAT.	NOV. 23	*WYOMING	THE EVENT CENTER	7:30 p.m.
Wed.	Nov. 27	*New Mexico	Albuquerque, N.M.	7:00 p.m.
Fri.	Nov. 29	*Air Force	Colorado Springs, Colo.	6:00 p.m.

* – Mountain West match

Local time listed for all matches.

2013 Spartan Volleyball Roster

NO	NAME	POS	HT	YR	HOMETOWN/LAST SCHOOL
1	Hanah Blume	LS	6-0	SR	Columbia, Calif./Sonora HS/Mother Lode
2	Michaela Leonard	S	5-9	SO	Auburn, Calif./Placer HS/NCVC
3	Sarah Griest	MB	6-0	SR	Foster City, Calif./San Mateo HS/City Beach
4	Mary Alice O'Reilly	MB	6-1	JR	San Bruno, Calif./Mercy HS/Vision
5	Tyanna Roy	LS/RS	6-0	SO	Hayward, Calif./Blinn College/Golden Bear VBC
6	Kiely Pieper	L	5-10	JR	Los Gatos, Calif./Los Gatos HS/Vision
7	Brittney Diffinè	S	5-7	SR	Riverside, Calif./Shorter University
9	Samantha O'Connell	LS	6-0	JR	Reno, Nev./Reno HS/Northern Nevada
10	Lauren Jacobsen	LS/RS	6-0	FR	Chandler, Ariz./Hamilton HS/AZ East Valley Jrs
11	Megan Powers	MB	6-0	FR	Glendale, Ariz./Ironwood HS/ Revolution VB Academy
12	Sydney LaFollette	RS	6-0	SO	San Dimas, Calif./South Hills HS/Pacific Jrs.
13	Lindsay Skadeland	RS	6-1	FR	Glendale, Ariz./Mountain Ridge HS/RVA
14	Sara Schell	LS	5-11	FR	Grass Valley, Calif./Bear River HS/NCVC
15	Cori O'Donoghue	DS	5-6	SO	Huntington Beach, Calif./Golden West College/Shockwave

HEAD COACH: Oscar Crespo (San José State, 1990; 7th season)

ASSISTANT COACH: Jeanine Haldi (San José State, 2003; 8th season)

ASSISTANT COACH: Megan Burton (Saint Mary's, 2012; 1st season)

VOLUNTEER ASSISTANT: Annie Feller (UC Riverside, 1987; 6th season)

Alphabetical Roster

- 1 Hanah Blume
- 7 Brittney Diffinè
- 3 Sarah Griest
- 10 Lauren Jacobsen
- 12 Sydney LaFollette
- 2 Michaela Leonard
- 9 Samantha O'Connell
- 15 Cori O'Donoghue
- 4 Mary Alice O'Reilly
- 6 Kiely Pieper
- 11 Megan Powers
- 5 Tyanna Roy
- 14 Sara Schelle
- 13 Lindsay Skadeland

2013 San José State University Women's Volleyball Quick Facts

Location:.....San Jose, CA 95192
 Founded:.....1857
 Enrollment:.....26,796
 President:.....Mohammad Qayoumi
 Athletics Director:.....Gene Bleymaier
 Associate AD/SWA:.....Liz Jarnigan
 Faculty Athletics Representative:.....Bill Campsey
 Nickname:.....Spartans
 School Colors:.....Gold, White & Blue
 Conference:.....Western Athletic
 Affiliation:.....NCAA Division I
 Home Court (Capacity):.....Spartan Gym (1,000)
 Courtside Phone:.....(408) 924-3348
 Head Coach:.....Oscar Crespo (San José State, 1990)
 San José State Record:.....48-99/5 years
 Career Record:.....48-99/5 years
 Assistant Coaches:.....Jeanine Haldi (San José State, 2002)
Nik Rao (UC Davis, 2009)
 Volunteer Assistant:.....Annie Feller (UC Riverside, 1987)
 Volleyball Office Phone:.....(408) 924-1242
 2011 Record:.....12-17
 2011 Conference Record/Finish:.....6-8/6th
 2011 Postseason:.....N/A
 Starters Returning/Lost:.....3 + libero/2
 Letterwinners Returning/Lost:.....7/4
 Associate SID/Volleyball Contact:.....Amy Villa
 SID Office Phone:.....(408) 924-1216
 SID Cell Phone:.....(408) 421-8604
 SID FAX:.....(408) 924-1291
 email:.....amy.villa@sjsu.edu

Radio/TV Roster



1

Hanah Blume
LS • 6-0 • SR
Columbia, Calif.



2

Michaela Leonard
S • 5-9 • SO
Auburn, Calif.




3

Sarah Griest
MB • 6-0 • SR
Foster City, Calif.



4

Mary Alice O'Reilly
MB • 6-1 • JR
San Bruno, Calif.



5

Tyanna Roy
LS/RS • 6-0 • SO
Hayward, Calif.



6

Kiely Pieper
L • 5-10 • JR
Los Gatos, Calif.



7

Brittney Diffine
S • 5-7 • SR
Riverside, Calif.



9

Samantha O'Connell
LS • 6-0 • JR
Reno, Nev.



10

Lauren Jacobsen
LS/RS • 6-0 • FR
Chandler, Ariz.



11

Megan Powers
MB • 6-0 • FR
Glendale, Ariz.



12

Sydney LaFollette
RS • 6-0 • SO
San Dimas, Calif.



13

Lindsay Skadeland
RS • 6-1 • FR
Glendale, Ariz.



14

Sara Schell
LS • 5-11 • FR
Grass Valley, Calif.



15

Cori O'Donoghue
DS • 5-6 • SO
Goddard, Kan.



Oscar Crespo
Head Coach

Meet the 20



13 Spartans



Spartan Volleyball Coaching Staff



Oscar Crespo Head Coach

San José State head coach Oscar Crespo begins his seventh season as head coach at his alma mater. A 1990 graduate, Crespo was named program's sixth head coach in March of 2007.

The 2013 team returns four starters and the libero from the 2012 team that finished 14-16 overall and 9-9 in the Western Athletic Conference, tying for sixth place.

Crespo is poised to lead the Spartan program as San José State will play in its first season in the Mountain West. The Spartans will play as part of the 11-team league that includes Air Force, Boise State, Colorado State, Fresno State, Nevada, New Mexico, San Diego State, UNLV, Utah State and Wyoming.

Crespo's teams have shown success and growth over the past six years. In his first two seasons, Crespo led the Spartans to the semifinal match of the WAC Tournament in each year. Crespo recorded his first collegiate win with a 3-0 sweep of Grambling State on August 24, 2007.

The Spartans won two tournaments during Crespo's first season - ASU/ Bancorp South Classic and the UVU/La Quinta Inn & Suites Invitational. San José

State defeated Pacific-10 foe Arizona State, 3-1. The team also got a jolt in its final non-conference match of the year as a 5.6 earthquake shook Spartan Gym in game two against Pacific on October 30, forcing the cancellation of the match.

The 2011 team won the Hilton Stockton Invitational title with a 3-1 record that included a win at Pacific for the first time since 1990. That team also showed a 10-win improvement from 2010 to 2011.

In six years, 11 Spartan players have received either first or second team All-WAC recognition, while five were named to the all-freshman team. In 2012, Mary Alice O'Reilly was named to the first team, while Michaela Leonard was named to the second team and All-Freshman team.

Rooted in fundamentals, Crespo believes in the well-rounded student-athlete. He wants each member of

his team to be a successful student in the classroom and a solid athlete on the court. For his efforts in helping his student athletes graduate, Crespo was honored by the San José State Athletics Board by being named the 2012 Coach of the Year.

During his six years, 19 players have earned 47 Academic All-WAC honors. The team had the highest combined team grade-point av-



Spartan Volleyball Coaching Staff

erage for the 2009-10 Fall and Spring semesters at San José State, winning the Order of Spartan Team GPA Award and the Athletics Board's Best Academic Performance Award.

Prior to accepting the Spartan position, Crespo spent seven years as a member of the University of Nevada volleyball coaching staff. From 2000-01, he was the Wolf Pack's assistant head coach before being promoted to associate head coach prior to the start of the 2002 season.

His primary areas of focus at Nevada were athlete training and development; opponent scouting and evaluation; recruiting; setter development; drill development and individual and team skill evaluation; development of defensive and offensive systems, and statistical analysis of individual and team play. His recruiting expertise helped the Pack sign the 23rd-ranked volleyball recruiting class for 2006 according to PrepVolleyball.com.

A member of the American Volleyball Coaches Association, USA Volleyball, and the Northern California Volleyball Association, Crespo is an accomplished coach with international experience. He spent the spring of 2002 coaching a USA College All-Star team in France, Holland and Belgium.



In the spring of 2007, Crespo was an assistant coach for the USA Volleyball Federation/Bring It Promotions (Senior) Select Team.

The USA/BIP team, which included former Spartans Jennifer Senftleben and Jessie Shull, traveled to Argentina to play the Argentinean National team as well as top club teams around Buenos Aires.

Crespo's vast coaching experience also includes stints at the University of California (1995-98), Saint Mary's College (1993-94) and De Anza College.

Crespo received a bachelor's degree in art history from San José State and was a member of the men's club volleyball team. Crespo and his wife, Lisa Ice-Crespo, a three-time All-American volleyball player at San José State, reside in Los Gatos with their three children: Ryan, Rachel and Karly Nicole.



2013 Coaching Staff

Spartan Volleyball Coaching Staff



Jeanine Haldi Assistant Coach

Former San José State player Jeanine Haldi begins her eighth season as the Spartans first assistant coach.

Haldi serves as recruiting coordinator and is responsible for athlete training and development, opponent scouting and defensive system analysis. Her duties also include team travel, summer camp coordinator, program compliance, and team academics.

For her academic efforts with the Spartan team, Haldi was awarded 2010 San José State Assistant Coach of the Year for Academics. She spearheaded the program for individual academic plans and strategies resulting in the highest team grade-point average for 2010.

Haldi played for San José State 1999-2002 and finished her four year career with 982 digs, currently sixth all time. Considered the first libero in Spartan history as the position was instituted her senior year, Haldi led the 2001 and 2002 team in digs and played in two NCAA tournaments (2000, 2001) including the 2001 upset of Santa Clara as an opposite and contributed eight block assists in the win.

During the 05-06 school year, Haldi worked in the San José State Athletics Department as a compliance assistant while completing her master's degree in Sport Management from the University of San Francisco.

Haldi has coached at the junior college, high school and club level. She currently coaches for Vision Volleyball Club of Los Gatos.

Haldi is a member of the American Volleyball Coaches Association, USA Volleyball, and Northern California Volleyball Association. A three-time Scholar-Athlete, Haldi graduated from San José State in 2003 with a bachelor's degree in Kinesiology and Sport Management. She received her master's degree from the University of San Francisco in May 2006. Haldi currently resides in Los Gatos.



Spartan Volleyball Coaching Staff



Megan Burton
Assistant Coach

Megan Burton begins her first season as an assistant coach on the San José State volleyball staff.

Burton joins the program after spending the past two seasons as the volunteer assistant coach at Saint Mary's College. She assisted with coaching the middle blockers, scouting opponents and coordinating film and video with DataVolleyball and DataVideo. Burton was also responsible for social media and travel.

A four-year letterwinner at Saint Mary's, Burton holds the career hitting percentage record at .311 and is ranked in the top-five in career blocks and block assists. A four-year starter, she was a two-time first team All-West Coast Conference honoree (2008 & 2009). Burton was a member of the 2009 WCC Championship team and twice played in the NCAA Tournament (2008, 2009).

Burton received the George R. McKeon Senior Award, Saint Mary's most prestigious award presented to the senior student-athlete who has been outstanding in regards to their sport, academics and serving the community. She represented the school at the 2008 National Student-Athlete Leadership Conference.

On the club level, Burton coaches the 18 Area team at City Beach Volleyball Club and had been the head coach of the 15-2 team.

Burton graduated from Saint Mary's with a Bachelor of Arts degree in business administration with a minor in economics in 2012.



Annie Feller
Volunteer Assistant

Annie Feller begins her sixth season as a member of the Spartan coaching staff.

Feller was the head coach at Santa Clara from 1993-98, where she had four winning seasons and made three NCAA tournament appearances. She recorded two 20-win seasons (1993, 22; 1998, 20). Her 1993 team won the West Coast Conference title.

After serving as an assistant coach for three seasons (1990-92), Feller took over the head coaching duties for the 1993 season. Her first team won its second straight WCC title and earned a spot in AVCA Top 25 poll for the first time in school history.

Prior to her Santa Clara stint, Feller was an assistant coach at Hawaii as a member of Dave Shoji's coaching staff.

An All-American at UC Riverside, Feller led her team to the 1986 NCAA Division II National Championship and was Reebok's Division II Player of the Year. A three-time CCAA first team pick, she was a 1986 Broderick Award nominee and UC Riverside's Female Athlete of the Year twice. Feller was a 1993 inductee into the UC Riverside Hall of Fame.

Feller graduated from UC Riverside in 1987 with a bachelor of arts degree in psychology. She received a master of arts degree in education administration from Santa Clara in 1994.



Freshmen



Sophomores



Juniors



**2013 Spartan Seniors
Brittney Diffinè, Hanah Blume, Sarah Griest**

Spartan Biographies

2013: Fourth season at San José State.

2012: Started all 30 matches on the left side...had 279 kills on the season, 2.61 ps...recorded double-doubles in 12 matches...season best 16 kills against Oral Roberts, 15 kills against Canisius and New Mexico State, 13 against UTSA at the WAC Tournament and 12 kills in three matches...three assists at UTSA...seven aces at home against Louisiana Tech...four aces in a win over Utah State...three aces at Seattle U and two aces in four other matches...second on the Spartans with 340 digs, 3.27 ps... 10+ digs in 13 matches...career high 25 digs at Boise State and added 20 digs against Northwestern State and UC Irvine...17 digs against Oral Roberts and at UTSA and at Idaho...16 digs versus Canisius and Texas Tech...solo block against CSU Bakersfield...three block assists versus Oral Roberts and two block assists at Boise State, at UTSA and at UT Arlington...named to the UB Invitational and Lonestar Showdown All-Tournament teams.

2011: Played in 25 matches and 72 sets and started 11 matches...averaged 1.07 kills and 2.00 digs per set... 10 kills in a win over Texas Tech and nine against New Mexico State at home...two service aces at Fresno State...career-best 20 digs against Idaho...first career solo block against North Dakota and added another in a home match against New Mexico State...four block assists in a win over Texas Tech.

2010: Played in 30 matches and 102 sets...led the Spartans in kills with 295, 2.89 per set...WAC All-Freshman team honoree...season-best 20 kills on 40 attempts with only five errors for a .375 hitting percentage against Portland State...16 matches with 10+ kills...first collegiate double-double with 14 kills and 13 digs versus UC Riverside...four other double-doubles - Portland State with 20 kills and a season-best 19 digs, 15 kills and 16 digs at Utah State, 12 kills and 10 digs at Idaho and 10 kills and 11 digs against Fresno State...started her first collegiate match against Drake...two service aces against Seattle, Idaho, Utah State and Fresno State...four block assists against Nevada...named to the all-tournament teams at the SJSU/SMC Tournament, SJSU Tournament and UNLV Classic.

HIGH SCHOOL: Three-year letterwinner at Sonora High School...2009 Co-Most Valuable Player of the Valley Oak League...two-time first team All-VOL...senior team advanced to the semifinals of the CIF Sac-Joaquin Section Championships...team won the VOL her senior year with a 16-0 record...two-time *Union Democrat* All-Area MVP...in 2008, played on the USA Girls Youth Bronze team at the USA Volleyball High Performance Championships...played club at Mother Lode Volleyball Club...lettered one year in basketball and softball.

PERSONAL: Communication studies major with a minor in kinesiology...has a twin sister Sarah and a brother, Andrew, who played football at Sacramento State...three-time Academic All-WAC honoree...San José State Scholar Athlete...team representative to San José State SAAC...Hanah Justine Blume was born on July 13, 1992, in Sonora, Calif.



#1

Hanah Blume

Left Side

6-0 • Senior

Columbia, Calif.

Sonora HS



Career Statistics

YEAR	MP	SP	K	E	TA	PCT.	AST	SA	DIG	BS	BA	TB
2010	30	102	295	154	845	.167	33	12	220	0	18	18
2011	25	72	77	64	307	.042	16	11	144	2	8	10
2012	30	107	279	141	982	.141	15	31	343	1	15	16
Totals	85	281	651	359	2134	.137	64	54	707	3	41	44

Career Highs

Kills	20	Portland State, 9-10-10
Attempts	51	Canisius, 8-25-12
Assists	3	Five opponents
Aces	7	Louisiana Tech, 10-25-12
Digs	25	Boise State, 8-7-12
Block Solo	1	Three opponents
Block Assists	4	Two opponents
Total Blocks	4	Two opponents

Spartan Biographies

2013: Second year at San José State.

2012: Saw action in nine matches...played in her first match in a Spartan uniform against Northwestern State with a kill and a dig...also saw action against Texas-Pan American where she had an assist...first solo block in a set versus Southern Utah...added an assist at Texas State...two assists against Louisiana Tech...added an assist against UT Arlington...two digs against UTSA.



#7

Brittney Diffinè

Setter

5-7 • Senior

Riverside, Calif.

Shorter University

SHORTER UNIVERSITY: Played 2011 season at Shorter University in Rome, Ga...All-Academic Southern States Athletic Conference honoree.

RIVERSIDE CC: Played two seasons for head coach Monica Trainer...first team all-conference selection...school's Female Athlete of the Year in 2010.

HIGH SCHOOL: Three-year letterwinner at Poly High School in Riverside, Calif., for head coach Donna Neece and Tyler Kreiger...three-time first team all-league selection at setter...Scholar Athlete.

PERSONAL: Majoring in biology with an emphasis on pre-med...wants to go to medical school after graduation...likes painting, reading and beach volleyball...has six brothers and sisters...Brittney Marie Diffinè was born on March 1, 1991, in Redlands, Calif.

Career Statistics

YEAR	MP	SP	K	E	TA	PCT.	AST	SA	DIG	BS	BA	TB
2012	9	11	1	0	3	.333	6	1	3	1	0	1
Totals	9	11	1	0	3	.333	6	1	3	1	0	1

Career Highs

Kills	1	Northwestern State, 8-31
Attempts	3	Northwestern State, 8-31
Assists	2	Louisiana Tech, 10-25
Aces	--	--
Digs	2	UTSA, 11-15
Block Solo	1	Southern Utah, 9-8
Block Assists	--	--
Total Blocks	--	--



Spartan Biographies

2013: Fourth season at San José State.

2012: Played in 18 matches and started against Texas-Pan American... five kills in nine attempts against Texas-Pan American...two kills against Canisius, Texas Tech and Boise State...two assists against Texas Tech...two aces versus Texas-Pan American...three digs in all three matches at Lonestar Show-down...one ace and two block assists versus Buffalo...two block assists against Texas-Pan American and at Utah State.



#3

Sarah Griest

Middle Blocker

6-0 • Senior

Foster City, Calif.

San Mateo HS

2011: Played in 10 matches and 14 sets...four kills in a win over Texas Tech...three kills on six attempts against Sacramento State...two kills at Louisiana Tech...one kill against Nevada and Hampton...one assist against New Mexico...two service aces and three digs against Texas Tech...three blocks - one solo, two assists - against Sacramento State...added an assist against Hampton.

2010: Played in 26 matches and 63 sets...averaged 1.37 kills and 0.49 blocks...started her first collegiate match against Drake...11 kills against Idaho and nine at Fresno State...eight kills against CSU Bakersfield and six kills versus UCLA, UC Riverside and Fresno State...hit .556 at Sacramento State (5-0-9), .529 at Fresno State (9-0-17) and .500 against Idaho (11-2-18)...two digs versus Seattle and Idaho...season-high six block assists against Seattle, five block assists at Fresno State and three block assists against CSU Bakersfield...three blocks at Sacramento State, one solo and two assists...added solo blocks against Idaho and at Hawaii.

HIGH SCHOOL: Four-year letterwinner at San Mateo High School for head coach Chris Tigno...two-time All-Peninsula Athletic League Bay Division first team selection...2009 San Mateo All-County first team honoree...senior year, her team advanced to the CCS quarterfinals...292 kills, 60 aces and 229 digs her senior year...played club at City Beach Volleyball Club...played on the 2009 NCVA Youth International Team at the USA Volleyball High Performance National Championships...also played on the 2008 NCVA Women's International Junior Team.

PERSONAL: Majoring in psychology with a minor in child development...would like to continue her education at graduate school...Academic All-WAC honoree...enjoys outdoor activities and reading...Sarah Griest was born on July 31, 1992, in San Mateo, Calif.

Career Statistics

YEAR	MP	SP	K	E	TA	PCT.	AST	SA	DIG	BS	BA	TB
2010	26	63	86	28	214	.271	2	0	11	3	28	31
2011	10	14	12	3	28	.321	2	3	4	1	5	6
2012	18	33	14	9	40	.125	3	5	13	0	8	8
Totals	54	110	112	40	282	.255	7	8	28	4	41	45

Career Highs

Kills	11	Idaho, 9-25-10
Attempts	23	Portland State, 9-10-10
Assists	1	Three opponents
Aces	2	Two opponents
Digs	3	Four opponents
Block Solo	1	Four opponents
Block Assists	6	Seattle U, 9-11-10
Total Blocks	6	Seattle U, 9-11-10



Spartan Biographies

2013: Second year at San José State.

2012: Played in her first collegiate match against Oral Roberts and in 21 matches...season-best five kills at WAC Tournament against UTSA...22 kill attempts and a block in the match...perfect 2-0-2 hitting against Boise State...four kills against UTSA...one kill and five attempts against Texas-Pan American...added a dig in that match and at Boise State...three kills and four digs at UT Arlington...added two digs in home matches against UT Arlington and UTSA...added a block assist against UTSA at Spartan Gym.



#12 Sydney LaFollette

Right Side
6-0 • Sophomore
San Dimas, Calif.
South Hills HS

HIGH SCHOOL: Three-year letterwinner at South Hills High School for head coach Charm Doyle...starting middle blocker and outside hitter...second team All-Sierra League selection her senior year...CIF Player of the Week in 2011 after recording a team-best 22 kills and eight blocks in a match against Chino Hills...plays for Pacific Juniors Volleyball Club and coach Sean Douglas...standout pitcher in softball...four-time all-league honoree...all-valley and All-CIF selection...2010 Co-MVP of Sierra League.

PERSONAL: Majoring in communication studies...was a member of Assisteens, non-profit organization for six years...received the Presidential Service Award for giving over 200 hours a year of her time to service...enjoys going to the beach...Sydney Grace LaFollette was born on May 29, 1994, in Portland, Ore.

Career Statistics

YEAR	MP	SP	K	E	TA	PCT.	AST	SA	DIG	BS	BA	TB
2012	21	44	17	12	69	.072	0	0	12	0	2	2
Totals	21	44	17	12	69	.072	0	0	12	0	2	2

Career Highs

Kills	5	UTSA, 11-19-12
Attempts	22	UTSA, 11-19-12
Assists	--	--
Aces	--	--
Digs	4	UT Arlington, 9-27
Block Solo	--	--
Block Assists	1	Two opponents
Total Blocks	1	Two opponents



Spartan Biographies

2013: Second season at San José State.

2012: Second team All-WAC selection...Started all 29 matches at setter...made her collegiate debut against Oral Roberts...averaging 11.18 assists ps...52 assists at Texas State, 51 against Seattle U, 50 at UTSA and 49 assists in a win over Buffalo and at Boise State...nine double-doubles on the season including a streak of five consecutive matches...15 digs against Oral Roberts and UC Irvine...five aces against New Mexico State...three aces against Southern Utah...two kills and two aces against Canisius...two kills versus Texas-Pan American and Southern Utah...solo blocks at Texas State and against Louisiana Tech and UT Arlington...five block assists against New Mexico State...four block assists versus Oral Roberts...named to the Boise State Invitational All-Tournament Team.



#2 Michaela Leonard

Setter
5-9 • Sophomore
Auburn, Calif.
Placer HS

HIGH SCHOOL: Three-year starter at Placer High School for head coach Jennifer Wright...three-time All-Pioneer Valley League honoree...team won the 2009 and 2010 PVL Championship...2010 PVL Most Valuable Player...played at the 2012 Optimist All-Star Game and was the MVP of the North team...named to the All-City team and honored by the Sacramento River Cats...plays for Northern California Volleyball Club for coaches Jeff and Kristi Deter...team (Moxie 18-1) finished third in the 18 National division at the 2012 Girls USA Junior National Championships.

PERSONAL: Majoring in international business with minors in economics and communications...ranked in the top-5 percent of her graduating class...four-time Scholar Athlete and 2012 Placer Scholar-Athlete of the Year...2010 Academic Achievement in math...2011-12 Marin Corp Distinguished Scholar Award...likes piano and guitar music composition, painting, hiking and mountain biking...Michaela Donna Leonard was born on May 17, 1994, in Roseville, Calif.

Career Statistics

YEAR	MP	SP	K	E	TA	PCT.	AST	SA	DIG	BS	BA	TB
2012	30	107	21	12	80	.112	1189	23	231	4	38	42
Totals	30	107	21	12	80	.112	1189	23	231	4	38	42

Career Highs

Kills	2	Four opponents
Attempts	7	Texas State, 9-13
Assists	52	Texas State, 9-13
Aces	5	New Mexico State, 10-6
Digs	15	Two opponents
Block Solo	1	Four opponents
Block Assists	5	New Mexico State, 10-6
Total Blocks	5	New Mexico State, 10-6



2

University



SPARTANS

Spartan Biographies

#9

Samantha O'Connell

Left Side
6-0 • Junior
Reno, Nev.
Reno HS



2013: Third season at San José State.

2012: Started 29 matches played on the left side...averaged 2.53 kills, 2.19 digs and 0.47 blocks per set...double-digit kills in 13 matches... career-high 16 kills against Southern Utah...two double-doubles with 14 kills and 10 digs against Canisius and 10 kills and 11 digs at UT Arlington...13 kills against Oral Roberts and New Mexico State...three aces against CSU Bakersfield...two aces versus Seattle U, Denver and Louisiana Tech...17 digs at UTSA, 12 at

Idaho and against UT Arlington, 11 digs against Texas-Pan American and at UT Arlington and 10 against Canisius...six blocks, one solo and five assists, against Oral Roberts...two solo blocks in a win over UT Arlington...added four block assists against Buffalo and three versus Canisius...four blocks against UT Arlington.

2011: Played in 16 matches and 37 sets...averaged 2.00 kills and 1.27 digs per set...started her first collegiate match against New Mexico State and saw her first collegiate action in the third set against UC Santa Barbara...15 kills against Louisiana Tech, 14 versus Texas Tech and 10 against New Mexico State at the WAC Tournament...first collegiate double-double with 14 kills and 15 digs in the win over Texas Tech...added eight digs against Louisiana Tech and five digs against Sacramento State...four block assists in a win over Louisiana Tech...three block assists against Sacramento State and at Fresno State...one solo block against UC Riverside and against New Mexico State at the WAC Tournament.

HIGH SCHOOL: Played at Reno High School for head coach Adrian Hankoff...led her senior team to the semifinal of the 4A North Volleyball Championship...had 18 kills in the match...her junior year, lost in the semifinals of the 4A state tournament...team did not lose a set in the regional...was named first team all-state...played club for Northern Nevada Juniors 18 Baden team and head coach Jason Sterrett...also played basketball and swam in high school.

PERSONAL: A communications major...brother, Arek, was a swimmer at Biola University...Samantha Christine O'Connell was born on August 4, 1993, in Lexington, Kentucky.

Career Statistics

YEAR	MP	SP	K	E	TA	PCT.	AST	SA	DIG	BS	BA	TB
2011	16	37	74	30	241	.183	1	5	47	2	19	21
2012	29	103	26	153	917	.118	5	19	226	4	44	48
Totals	45	140	335	183	1158	.131	6	24	273	6	63	69

Career Highs

Kills	16	Southern Utah, 9-8-12
Attempts	45	Texas Tech, 8-31-12
Assists	2	Northwestern State, 8-31-12
Aces	3	CSU Bakersfield, 11-13-12
Digs	17	UTSA, 9-15
Block Solo	2	UT Arlington, 10-27-12
Block Assists	5	Oral Roberts, 8-24-12
Total Blocks	6	Oral Roberts, 8-24-12



Spartan Biographies

2013: Third season at San José State.

2012: First team All-WAC selection...breakout season...started all 30 matches at middle blocker...led the team with 342 kills, 3.20 ps...double-digit kills in 22-of-30 matches...18 kills at Texas State and against UT Arlington, 17 kills against Buffalo and Seattle U, 16 against Louisiana Tech, 15 against Texas-Pan American and at UT Arlington, 14 in a win over Utah State and 13 in four matches...hit .344 on the season including a season-best .800 against Denver



#4

Mary Alice O'Reilly

Middle Blocker

6-1 • Junior
San Bruno, Calif.
Mercy HS

with 12 kills on 15 attempts and no errors... hit .682 against Buffalo (17-2-22), .577 against Seattle U. (17-2-26), .571 against Texas-Pan American (15-3-21), .560 against Louisiana Tech (16-2-25), .552 against UT Arlington (18-2-29) and .545 at Seattle U (13-1-22)...three assists at Louisiana Tech...only service ace at Texas State...seven digs at Seattle U and four at Idaho...led the team with 98 blocks, 0.92 ps...started the year with nine block assists against Oral Roberts...three solo blocks against Buffalo and Canisius and two solo blocks versus New Mexico State and a win over Utah State...seven block assists against New Mexico State and six at Boise State... nine total blocks against New Mexico State...named to the Lonestar Showdown and Boise State Invitational All-Tournament teams.

2011: Played in 16 matches and 26 sets...saw her first collegiate action against Denver and started her first match against North Dakota...five kills against Denver...four against North Dakota and hit .429 in the match (4-1-7)...four kills and hit .571 against Texas Tech (4-0-7)...two digs against North Dakota...one solo block at Nevada and against New Mexico State...three block assists against New Mexico and two at Northern Arizona and in a win over Louisiana Tech...two total blocks at Nevada.

HIGH SCHOOL: Four-year letterwinner at Mercy High School for head coach Nga Tran...two-time MaxPreps California Division IV All-State Team selection...unanimous selection as the West Bay Athletic League Most Valuable Player...three-time first team All-WBAL...*Daily Journal* Player of the Year...*San Mateo Times* Athlete of the Year...one of only 354 players nationally to receive mention on prepvolleyball.com's 2009 All-America teams...played club for Vision and head coach Jason Mansfield...team was third at Junior Olympics.

PERSONAL: Child development major...two-time Academic All-WAC honoree...likes being with family and friends and horseback riding...Mary Alice O'Reilly was born on February 22, 1993, in San Francisco.

Career Statistics

YEAR	MP	SP	K	E	TA	PCT.	AST	SA	DIG	BS	BA	TB
2011	16	26	33	14	79	.241	0	2	3	2	12	14
2012	30	107	342	97	713	.344	18	1	43	18	80	98
Totals	46	133	375	111	792	.333	18	3	46	20	92	112

Career Highs

Kills	18	Two opponents
Attempts	37	UT Arlington, 9-27-12
Assists	3	Louisiana Tech, 9-29-12
Aces	2	New Mexico State, 10-15-11
Digs	7	Seattle U, 10-18-12
Block Solo	3	Two opponents
Block Assists	9	Oral Roberts, 8-24-12
Total Blocks	9	Two opponents



Spartan Biographies

2013: Third season at San José State.

2012: Started all 30 matches at libero...led the team with 408 digs and averaged 3.81 digs per set...408 digs is the ninth-best total in a season in school history...career-best 25 digs at UT Arlington...added 23 digs against Southern Utah and at Texas State and 22 versus UT Arlington...double-digit digs in 19 matches...19 digs against Northwestern State...18 digs at Idaho and against Louisiana Tech, 17 digs in a win over Utah State, 16 digs against Buffalo and at New Mexico State and 15 at UTSA and against Idaho...one kill against Buffalo...four aces against Seattle U...two aces in five matches...three assists versus Southern Utah.



#6

Kiely Pieper

Libero

5-10 • Junior

Los Gatos, Calif.

Los Gatos HS

2011: Played in 21 matches and 66 sets...starting libero...averaged 2.12 digs and 0.32 service aces per set...saw her first collegiate action against Hampton...career-best 16 digs against Idaho...added 15 against Utah State, 14 at Fresno State, 13 digs against Nevada, 11 digs at Louisiana Tech and 10 against #7 Hawaii...three assists against Fresno State...four service aces in the win over Idaho...two aces in five other matches.

HIGH SCHOOL: Played four years at Los Gatos High School for head coaches Daniel Hoefer and Amy Grabil...second team All-Santa Clara Valley Athletic League – DeAnza Division...named the *San Jose Mercury News* Athlete of the Week in 2010 as she led her team to a victory over Palo Alto...had 11 digs and six service aces in the match...MVP of the Los Gatos Tournament her senior year...led her team in digs and aces her senior year...played club for Vision and head coach Jeff Kim...played at Junior Nationals three times.

PERSONAL: Majoring in advertising with a minor in business...two-time Academic All-WAC honoree...enjoys surfing, hanging out with friends and shopping...Kiely Fehr Pieper was born on April 17, 1993, in El Paso, Texas.

Career Statistics

YEAR	MP	SP	K	E	TA	PCT.	AST	SA	DIG	BS	BA	TB
2011	21	66	1	0	4	.250	16	20	140	0	0	0
2012	30	107	1	1	7	.000	16	23	408	0	0	0
Totals	51	173	2	1	11	.091	32	43	548	0	0	0

Career Highs

Kills	1	Two opponents
Attempts	2	Two opponents
Assists	3	Two opponents
Aces	4	Two opponents
Digs	25	UT Arlington, 9-27-12
Block Solo	--	--
Block Assists	--	--
Total Blocks	--	--



Spartan Biographies



#10
Lauren
Jacobsen
LS/RS
6-0 • Freshman
Chandler, Ariz.
Hamilton HS

2013: First season at San José State.

HIGH SCHOOL: Three-year letterwinner and starter at Hamilton High School for head coach Sharon Vanis...2012 honorable mention all-state selection...second team All-Section II honoree...two-time All-East Valley Tribune honorable mention selection...senior year team ranked second in Arizona and lost in the state tournament semifinal game...played club for East Valley Juniors on the 18-Legacy team for head coach Brian Hasfeld.

PERSONAL: Plans to major in industrial engineering...older brother, Eric, plays basketball at Arizona State...likes being with family...one of four children...Lauren Mary Jacobsen was born on August 11, 1995, in Chandler, Ariz.



#15
Cori
O'Donoghue
DS
5-6 • Sophomore
Huntington
Beach, Calif.
Golden West
College

2013: First season at San José State.

JUNIOR COLLEGE: Played one season at Golden West College (Huntington Beach, Calif.) for head coach Bill Lawler...played in 28 matches and 91 sets...averaged 1.57 digs...20+ digs in two matches – 24 at Saddleback and 20 against Pierce College...also played softball one season for coach Suzy Brazney...hit .295 as a short stop/outfielder.

HIGH SCHOOL: Earned four letters at Goddard High School (Goddard, Kan.) for head coach David Gardner...two-time first team All-Ark Valley League selection...second team all-league twice...2010 honorable mention all-state honoree...holds school records for most digs in a season and career...played club for Shockwave and coach Mary Hunter...also lettered four years in softball.

PERSONAL: Business management major with a minor in communications...likes hiking and cooking...Cori Nicole O'Donoghue was born on August 8, 1993, in Wichita, Kan.

Spartan Biographies



#11 Megan Powers

MB

6-0 • Freshman
Glendale, Ariz.
Ironwood HS

2013: First season at San José State.

HIGH SCHOOL: Three-year starter at Ironwood High School for head coach Kathy Wilson...two-time Division II All-State first team selection...Arizona Republic Division II All-state first team selection...led her team during her junior and senior seasons in kills, blocks and aces...two-time first team all-district honoree...led her junior team to the state quarterfinals...played club ball this past year at Revolution Volleyball Academy for coach Amanda Omar.

PERSONAL: Majoring in kinesiology...youngest of four children...comes from an athletic family...oldest brother, Austen, played basketball at Seattle U and in Portugal...another brother, Collin, is in his senior year as a football player at the Missouri University of Science & Technology...member of National Honor Society...received the Renaissance Award each year for a 4.0 grade-point average... Megan Grace Powers was born on September 1, 1995, in Glendale, Ariz.



#5 Tyanna Roy

LS/RS

6-0 • Sophomore
Hayward, Calif.
Blinn College

2013: First season at San José State.

JUNIOR COLLEGE: Played in 2012 at Blinn College (Texas) for head coach Erin Mellinger...first team All-NJCAA Region XIV District L honoree...second-leading hitter on team with 173 kills...added 153 digs and 42 blocks.

HIGH SCHOOL: Three-year letterwinner at Acalanes High School (Lafayette, Calif.) for Steve Slegmann...two-time first team All-Diablo Foothill Athletic League honoree.

PERSONAL: Majoring in business marketing...four-year Scholar Athlete in high school...has four siblings...enjoys Tahitian dancing...Tyanna Leitu'noa Roy was born on January 13, 1995, in Antioch, Calif.

Spartan Biographies



#14
Sara
Schell

LS

5-11 • Freshman
Grass Valley, Calif.
Bear River HS



#13
Lindsay
Skadeland

RS

6-1 • Freshman
Glendale, Ariz.
Mountain
Ridge HS

2013: First year at San José State.

HIGH SCHOOL: Four-year letterwinner at Bear River High School for head coach Matt MacDonald...2012 first team All-State selection in Division IV...four-time All-Pioneer Valley League selection...2012 Co-MVP of the Pioneer Valley League...Sacramento Bee All-Metro honoree...2012 Optimist All-Star game selection...helped lead her senior team to Sac-Joaquin section title for the first time since 1991...team also won PVL Championship...third in Division IV in kills with 481 in 2012...named school's Outstanding Female Athlete for 2012-13...played club for NCVC with coach Becky Potter...team finished second at Junior Olympics...also lettered one year in basketball.


PERSONAL: Wants to major in psychology and work for the FBI after graduation...likes snowboarding and reading...Sara Jane Schell was born on October 12, 1995, in Redwood City, Calif.

2013: First season at San José State.

HIGH SCHOOL: Three-year starter at Mountain Ridge High School for head coach Jen McGauley...2012 Division I All-State honorable mention team...Arizona Republic Division I All-State honorable mention pick...team was the 2011 and 2012 state runners-up.

PERSONAL: Undecided on her major...older brother, Josh, plays at football at Southern Illinois...on the Honor Roll all four years of high school...enjoys painting and fishing...Lindsay Nicole Skadeland was born on January 25, 1995, in Glendale, Ariz.

2012 Spartan Volleyball Seniors



Krista Miller
 Right Side
 2009-12
 Academic All-WAC
 Honoree

Katie Turner
 DS/Libero
 2009-12
 4-Time Academic All-WAC
 Honoree



Alex Akana
 Middle Blocker
 2009-12
 2011 Second Team All-WAC
 4-Time Academic All-WAC



2012 Roster



2012 SAN JOSÉ STATE VOLLEYBALL ROSTER

NO	NAME	POS	HT	YR	HOMETOWN/LAST SCHOOL
1	Hanah Blume	LS	6-0	JR	Columbia, Calif./Sonora HS/Mother Lode
2	Michaela Leonard	S	5-9	FR	Auburn, Calif./Placer HS/NCVC
3	Sarah Griest	RS/MB	6-0	JR	Foster City, Calif./San Mateo HS/City Beach
4	Mary Alice O'Reilly	MB	6-1	SO	San Bruno, Calif./Mercy HS/Vision
6	Kiely Pieper	L	5-10	SO	Los Gatos, Calif./Los Gatos HS/Vision
7	Brittney Diffinè	S	5-7	JR	Riverside, Calif./Shorter University
9	Samantha O'Connell	LS	6-0	SO	Reno, Nev./Reno HS/Northern Nevada
11	Alex Akana	MB	6-0	SR	Kailua, Hawaii/Kamehameha HS/Imi Ike
12	Sydney LaFollette	MB/OH	6-0	FR	San Dimas, Calif./South Hills HS/Pacific Jrs.
14	Katie Turner	DS	5-7	SR	Tracy, Calif./Tracy HS/Rage
15	Krista Miller	RS	6-0	SR	San Ramon, Calif./California HS/Norcal

HEAD COACH: Oscar Crespo (San Jose State, 1990; 6th season)

ASSISTANT COACH: Jeanine Haldi (San Jose State, 2003; 7th season)

ASSISTANT COACH: Nik Rao (UC Davis, 2009; 4th season)

VOLUNTEER ASSISTANT: Annie Feller (UC Riverside, 1987; 5th season)

2012 Final Statistics

##	Name	SP	MP-MS	KK/Set	E	TA	Pct	AA/Set	SASA/Set	SE	RE	DIG	Dig/S	BS	BA Total	Blk/S	BE	BHE	PTS				
4	O'Reilly, M.	107	30-30	342	3.20	97	713	.344	18	0.17	1	0.01	10	2	43	0.40	18	80	98	0.92	11	0	401.0
	WAC Only	63	18-18	215	3.41	57	439	.360	12	0.19	1	0.02	6	1	23	0.37	10	47	57	0.90	5	0	249.5
1	Blume, H.	107	30-30	279	2.61	141	982	.141	15	0.14	31	0.29	28	31	343	3.21	1	15	16	0.15	7	4	318.5
	WAC Only	63	18-18	157	2.49	85	566	.127	11	0.17	22	0.35	17	19	175	2.78	0	8	8	0.13	3	3	183.0
9	O'Connell, S.	103	29-28	261	2.53	153	917	.118	5	0.05	19	0.18	34	2	226	2.19	4	44	48	0.47	9	2	306.0
	WAC Only	62	18-17	154	2.48	95	551	.107	2	0.03	13	0.21	21	1	146	2.35	2	24	26	0.42	5	2	181.0
15	Miller, Krista	105	30-30	227	2.16	105	631	.193	19	0.18	20	0.19	47	41	258	2.46	2	72	74	0.70	2	2	285.0
	WAC Only	63	18-18	129	2.05	65	368	.174	13	0.21	12	0.19	30	27	166	2.63	2	39	41	0.65	2	1	162.5
11	Akana, Alex	102	29-29	223	2.19	110	546	.207	26	0.25	18	0.18	12	1	69	0.68	9	86	95	0.93	0	4	293.0
	WAC Only	62	18-18	139	2.24	64	322	.233	15	0.24	7	0.11	8	1	40	0.65	7	45	52	0.84	0	2	175.5
2	Leonard, M.	107	30-30	21	0.20	12	80	.112	1189	11.11	23	0.21	36	0	231	2.16	4	38	42	0.39	7	27	67.0
	WAC Only	63	18-18	13	0.21	8	51	.098	710	11.27	14	0.22	24	0	125	1.98	4	22	26	0.41	2	16	42.0
12	LaFollette, S.	44	21-0	17	0.39	12	69	.072	0	0.00	0	0.00	0	0	12	0.27	0	2	2	0.05	2	0	18.0
	WAC Only	28	14-0	9	0.32	6	35	.086	0	0.00	0	0.00	0	0	10	0.36	0	1	1	0.04	1	0	9.5
3	Griest, Sarah	33	18-1	14	0.42	9	40	.125	3	0.09	5	0.15	8	0	13	0.39	0	8	8	0.24	0	0	23.0
	WAC Only	15	10-0	3	0.20	2	12	.083	1	0.07	1	0.07	5	0	2	0.13	0	4	4	0.27	0	0	6.0
7	Diffinè, B.	11	9-0	1	0.09	0	3	.333	6	0.55	1	0.09	0	0	3	0.27	1	0	1	0.09	1	1	3.0
	WAC Only	5	5-0	0	0.00	0	0	.000	5	1.00	1	0.20	0	0	2	0.40	0	0	0	0.00	1	0	1.0
6	Pieper, Kiely	107	30-0	1	0.01	1	7	.000	16	0.15	23	0.21	32	22	408	3.81	0	0	0	0.00	0	2	24.0
	WAC Only	63	18-0	0	0.00	1	1-1	.000	7	0.11	15	0.24	19	14	244	3.87	0	0	0	0.00	0	1	15.0
14	Turner, Katie	46	17-2	0	0.00	2	16	-.125	4	0.09	0	0.00	3	7	84	1.83	0	0	0	0.00	0	0	0.0
	WAC Only	16	8-1	0	0.00	0	5	.000	1	0.06	0	0.00	0	3	24	1.50	0	0	0	0.00	0	0	0.0
TEAM																							20
	WAC Only																						14
SAN JOSÉ STATE	107	30	1386	12.95	642	4004	.186	1301	12.16	141	1.32	210	126	1690	15.79	39	345	211.5	1.98	39	42	1738.5	
	WAC Only	63	18	819	13.00	383	2350	.186	777	12.33	86	1.37	130	80	957	15.19	25	190	120.0	1.90	19	25	1025.0
<i>Opponents</i>	107	30	1324	12.37	556	3810	.202	1225	11.45	126	1.18	204	141	1723	16.10	47	383	238.5	2.23	45	40	1688.5	
	WAC Only	63	18	772	12.25	327	2198	.202	713	11.32	80	1.27	113	86	990	15.71	31	229	145.5	2.31	29	26	997.5

2012 Final Results

Date	Opponent	Score	Score-by-set	Overall Record	Conf. Record	Time	Attend
!Aug 24, 2012	vs Oral Roberts	L, 1-3	24-26,25-12,16-25,22-25	0-1	0-0	1:58	72
!Aug 24, 2012	at Buffalo	W, 3-1	25-22,25-22,15-25,25-20	1-1	0-0	1:48	275
!Aug 25, 2012	vs Canisius	L, 1-3	23-25,20-25,25-12,22-25	1-2	0-0	1:45	107
#Aug 31, 2012	vs Northwestern State	W, 3-0	25-18,25-12,25-18	2-2	0-0	1:30	323
#Aug 31, 2012	at Texas Tech	L, 0-3	22-25,26-28,25-27	2-3	0-0	1:48	323
#Sep 01, 2012	vs Texas-Pan American	W, 3-0	25-23,25-16,25-17	3-3	0-0	1:15	70
\$Sep 07, 2012	vs UC Irvine	L, 1-3	16-25,22-25,25-23,25-27	3-4	0-0	1:50	279
\$Sep 07, 2012	at Boise State	L, 2-3	25-23,19-25,19-25,26-24,14-16	3-5	0-0	2:15	791
\$Sep 08, 2012	vs Southern Utah	W, 3-2	25-13,22-25,20-25,25-20,15-11	4-5	0-0	2:00	426
*Sep 13, 2012	at Texas State	L, 1-3	23-25,25-22,23-25,26-28	4-6	0-1	2:07	664
*Sep 15, 2012	at UTSA	L, 1-3	20-25,25-21,16-25,28-30	4-7	0-2	1:53	317
*Sep 20, 2012	IDAHO	W, 3-0	25-15,25-14,28-26	5-7	1-2	1:22	455
*Sep 22, 2012	SEATTLE U.	W, 3-2	16-25,25-22,25-22,16-25,15-8	6-7	2-2	2:01	308
Sep 25, 2012	PACIFIC	L, 0-3	21-25,17-25,20-25	6-8	2-2	1:25	329
*Sep 27, 2012	at UT Arlington	L, 1-3	21-25,23-25,25-22,20-25	6-9	2-3	1:54	245
*Sep 29, 2012	at Louisiana Tech	W, 3-0	25-17,25-20,25-21	7-9	3-3	1:40	142
*Oct 04, 2012	DENVER	W, 3-0	25-15,25-18,25-23	8-9	4-3	1:18	256
*Oct 06, 2012	NEW MEXICO ST.	L, 1-3	21-25,20-25,25-23,23-25	8-10	4-4	2:00	208
*Oct 13, 2012	at Utah State	L, 0-3	17-25,15-25,19-25	8-11	4-5	1:25	755
*Oct 15, 2012	TEXAS STATE	W, 3-0	25-17,25-20,25-23	9-11	5-5	1:25	308
*Oct 18, 2012	at Seattle U.	W, 3-0	25-18,26-24,25-23	10-11	6-5	1:30	168
*Oct 20, 2012	at Idaho	L, 1-3	17-25,24-26,25-23,7-25	10-12	6-6	1:47	358
*Oct 25, 2012	LOUISIANA TECH	W, 3-1	25-13,25-19,23-25,25-17	11-12	7-6	1:43	202
*Oct 27, 2012	UT ARLINGTON	W, 3-1	25-12,25-19,16-25,25-20	12-12	8-6	1:41	278
*Nov 01, 2012	at New Mexico State	L, 0-3	17-25,19-25,21-25	12-13	8-7	1:35	1404
*Nov 03, 2012	at Denver	L, 0-3	22-25,18-25,20-25	12-14	8-8	1:26	367
*Nov 10, 2012	UTAH STATE	W, 3-0	25-22,26-24,25-21	13-14	9-8	1:40	248
Nov 13, 2012	CSU BAKERSFIELD	W, 3-0	25-20,25-22,25-22	14-14	9-8	1:26	202
*Nov 15, 2012	UTSA	L, 0-3	19-25,19-25,15-25	14-15	9-9	1:22	302
+Nov 19, 2012	at UTSA	L, 0-3	17-25,18-25,20-25	14-16	9-9	1:25	

! - UB Invitational, Buffalo, N.Y.

- Lonestar Showdown, Lubbock, Texas

\$ - Boise State Invitational, Boise, Idaho

+ - WAC Tournament, San Antonio, Texas

TEAM RECORD W-L		ATTEND	Dates	TotalAverage	
Overall	14-16	Total	30	10182	339
Conference	9-9	Home	11	3096	281
Home	8-3	Away	13	5809	447
Away	3-10	Neutral	6	1277	213
Neutral	3-3				
3 sets	9-7				
4 sets	3-8				
5 sets	2-1				

WAC Standings 2007-12

2007 WAC Standings

Institution	Conference			Overall		
	W	L	Pct	W	L	Pct
Hawai'i	15	1	.938	27	6	.818
New Mexico State	14	2	.875	26	6	.812
Utah State	11	5	.688	17	13	.567
Nevada	10	6	.625	16	11	.593
Idaho	9	7	.562	13	17	.433
San José State	7	9	.438	14	15	.483
Fresno State	3	13	.188	5	26	.161
Boise State	2	14	.125	6	23	.207
Louisiana Tech	1	15	.062	6	24	.200

2010 WAC Standings

Institution	Conference			Overall		
	W	L	Pct	W	L	Pct
Hawai'i	16	0	1.000	29	3	.906
New Mexico State	12	4	.750	18	13	.581
Utah State	9	7	.562	24	9	.727
Boise State	8	8	.500	21	12	.636
Idaho	8	8	.500	14	15	.483
Fresno State	7	9	.438	13	15	.464
Nevada	7	9	.438	13	17	.433
San José State	3	13	.188	8	22	.267
Louisiana Tech	2	14	.125	13	20	.394

2008 WAC Standings

Institution	Conference			Overall		
	W	L	Pct	W	L	Pct
Hawai'i	15	1	.938	31	4	.886
New Mexico State	15	1	.938	26	9	.743
Idaho	11	5	.688	19	10	.655
Utah State	9	7	.562	11	17	.393
San José State	7	9	.438	13	18	.419
Nevada	7	9	.438	12	17	.414
Boise State	5	11	.312	9	19	.321
Fresno State	3	13	.188	7	20	.259
Louisiana Tech	0	16	.000	4	24	.143

2011 WAC Standings

Institution	Conference			Overall		
	W	L	Pct	W	L	Pct
Hawai'i	14	0	1.000	31	2	.939
New Mexico State	10	4	.714	23	10	.697
Idaho	10	4	.714	16	12	.571
Fresno State	7	7	.500	14	15	.483
Utah State	7	7	.500	12	17	.414
San José State	6	8	.429	12	17	.414
Nevada	2	12	.143	5	21	.192
Louisiana Tech	0	14	.000	10	22	.312

2009 WAC Standings

Institution	Conference			Overall		
	W	L	Pct	W	L	Pct
Hawai'i	16	0	1.000	32	3	.914
New Mexico State	13	3	.812	20	9	.690
Idaho	11	5	.688	15	15	.500
Fresno State	7	9	.438	15	16	.484
Nevada	7	9	.438	11	20	.355
Boise State	7	9	.438	8	22	.267
Utah State	6	10	.375	15	14	.517
Louisiana Tech	4	12	.250	15	18	.455
San José State	1	15	.062	1	27	.036

2012 WAC Standings

Institution	Conference			Overall		
	W	L	Pct	W	L	Pct
Utah State	15	3	.833	21	9	.700
UTSA	13	5	.722	21	9	.700
Idaho	13	5	.722	17	14	.548
New Mexico State	12	6	.667	22	11	.667
Denver	10	8	.556	17	13	.567
San José State	9	9	.500	14	16	.467
Texas State	9	9	.500	14	16	.467
UT Arlington	5	13	.278	9	22	.290
Seattle U	4	14	.222	9	19	.321
Louisiana Tech	0	18	.000	3	27	.100

MOUNTAIN WEST™



The attack continues this fall.



Air Force



Boise State



Colorado State



Fresno State



Nevada



New Mexico



San Diego State



San Jose State



UNLV



Utah State



Wyoming

GET INTO THE GAME AT THEMWC.COM



Record Book



Joslynn Gallop
1997-2000
All-time kills & blocks
leader

Spartan Honors

NCAA Top Six 1987 Lisa Ice



Lisa Ice is the only Spartan athlete to receive the NCAA Top Six Award. She was a first team All-American in 1986 and a second team selection in 1985.

All-Americans

- 2000 Joslynn Gallop (Honorable Mention ASICS)
- 1999 Joslynn Gallop (Honorable Mention ASICS)
- 1986 Lisa Ice (First Team)
- 1985 Teri DeBusk (First Team)
- Lisa Ice (Second Team)
- 1984 Linda Fournet (Honorable Mention)
- 1982 Lisa Ice (Honorable Mention, Volleyball Monthly)
- 1978 Sheila Silvaggio (First Team)

All-Region

- 2000 Joslynn Gallop, First Team
- 1994 Paola Paz-Soldan, Second Team
- Tanya Hart, Second Team
- Cristin Rossman, Second Team
- 1993 Crista Koch, First Team
- Tanya Hart, Second Team
- 1990 Dawnis Wilson, First Team
- Betsy Welsh, Second Team
- Annie Shaughnessy, Second Team
- 1988 Kim Hicks, First Team
- 1986 Lisa Ice, First Team

All-Western Athletic Conference First Team

- 2012 Mary Alice O'Reilly
- 2008 Kelly Crow
- 2007 Colleen Burke
- 2006 Jessie Shull
- 2005 Jennifer Senftleben
- 2004 Jessie Shull
- 2003 Kimberly Noble
- 2002 Stephanie Pascucci
- 2001 Brianna Blair
- Liz Hudson
- 2000 Joslynn Gallop
- 1999 Joslynn Gallop
- Michelle Sarkees

Second Team

- 2012 Michaela Leonard
- 2011 Alex Akana
- Kylie Miraldi
- 2008 Brianna Amian
- Colleen Burke
- 2007 Keri Anglin
- Niki Clement
- Jennifer Senftleben
- 2006 Colleen Burke
- Niki Clement
- 2005 Jessie Shull
- 2004 Carrie Nash
- 2003 Jessie Shull
- 2001 Savannah Smith
- 1999 Brianna Blair
- Christina Lukens
- 1997 Holly Froloff
- Joslynn Gallop

All-Freshman Team

- 2012 Michaela Leonard
- 2010 Hanah Blume
- 2009 Alex Akana
- Caitlin Andrade
- 2007 Emily Burke
- 2005 Colleen Burke
- Brittany Collet
- 2004 Jennifer Senftleben
- 2000 Liz Hudson
- Kimberly Noble

Spartan Honors

All-Big West

First Team

1995 Paola Paz-Soldan
1994 Paola Paz-Soldan
1993 Crista Koch
1990 Dawnis Wilson
1988 Kim Hicks
1987 Barbara Higgins

Second Team

1995 Melizza Benitez
1994 Tanya Hart
1994 Cristin Rossman
1993 Tanya Hart
1992 Erin Ginney
1992 Cristin Rossman
1989 Dawnis Wilson

Honorable Mention

1991 Dawnis Wilson
1990 Betsy Welsh

All-Freshman Team

1995 Angie Sylvas
1992 Crista Koch
1990 Annie Shaughnessy
1988 Dawnis Wilson

All-PCAA

First Team

1986 Lisa Ice

Second Team

1986 Barbara Higgins

All-NorPac

First Team

1985 Teri DeBusk
1985 Christa Cook
1985 Barbara Higgins
1985 Lisa Ice
1984 Teri DeBusk
1984 Linda Fournet
1983 Lisa Ice
1982 Joyce Sprout

Second Team

1984 Christa Cook
1984 Felicia Schulner
1983 Teri DeBusk
1982 Jodi Breeding
1982 Lisa Ice

All-Freshman Team

1985 Kim Hicks
1984 Julie Braymen
1984 Barbara Higgins

All-NorCal

First Team

1979 Jan Baszak
Sonya Satre

Second Team

1981 Gayle Olsen
1980 Jodi Breeding

Conference Player of the Year

1999 Joslynn Gallop (WAC)
Lisa Ice (PCAA)
1985 Teri DeBusk (NorPac)

Conference Coach of the Year

1999 Craig Choate (WAC)
1985 Dick Montgomery (NorPac)
1974 Jane Ward (NCIAC)

WAC Pacific Division Freshman of the Year

1997 Joslynn Gallop

WAC All-Tournament Team

2008 Colleen Burke
2007 Keri Anglin
2006 Niki Clement
2003 Allison Dillon
Carrie Nash
Kimberly Noble
Jessie Shull
2002 Lindsey Rule
2001 Brianna Blair
Stephanie Pascucci
Karli Silveira

Spartan Honors

AII-NIVC

1994 Tanya Hart
Cristin Rossman

US Olympic Festival Participants

1983 Lisa Ice
1981 Jodi Breeding
1979 Jan Baszak

Stan Bates Award

2002-03 Stephanie Pascucci

Academic AII-WAC

2012	Alex Akana	Michaela Leonard
	Hanah Blume	Mary Alice O'Reilly
	Sarah Griest	Kiely Pieper
	Sydney LaFollette	Katie Turner

2011	Alex Akana	Kylie Miraldi
	Hanah Blume	Mary Alice O'Reilly
	Asia Casino	Kiely Pieper
	Taylor Japhet	Katie Turner
	Krista Miller	

2010	Alex Akana	Taylor Japhet
	Caitlin Andrade	Sarah McAtee
	Hanah Blume	Kylie Miraldi
	Asia Casino	Katie Turner
	Sarah Griest	Courtney Zellmer

2009	Alex Akana	Kylie Miraldi
	Caitlin Andrade	Thao Pham
	Asia Casino	Kristal Tsukano
	Taylor Japhet	Katie Turner
	Sarah McAtee	Courtney Zellmer

2008	Kylie Miraldi	Kristal Tsukano
	Thao Pham	Courtney Zellmer

2007	Keri Anglin	Thao Pham
	Kelly Crow	Kristal Tsukano
	Nia Freeman	Courtney Zellmer

2006	Keri Anglin	Jessie Shull
	Colleen Burke	Dyana Thompson
	Sarah Christensen	Kristal Tsukano
	Thao Pham	

2005 Nia Freeman
Jessie Shull
Dyana Thompson

2004 Brooke Herald
Dana Rudd
Jessie Shull

2003 Brooke Herald

2002 Stephanie Pascucci

2001 Jennifer Olewinski

Stephanie Pascucci

2000 Stephanie Pascucci

Katherine Powers

1999 Andrea Fernandez

Darcy Walker

1998 Darcy Walker

1997 Darcy Walker

1996 Bridget Clark

AVCA Player of the Week

1999 Joslynn Gallop, November 15

1994 Paola Paz-Soldan, October 3

WAC Player of the Week

2012 Mary Alice O'Reilly, November 12

2011 Alex Akana, November 17

Savanah Leaf, October 24

2009 Caitlin Andrade, October 19

2008 Emily Burke, September 8

2007 Niki Clement, October 29

2004 Carrie Nash, November 29

Jessie Shull, November 8

2003 Kimberly Noble, October 6

2002 Stephanie Pascucci, October 14

2001 Liz Hudson, November 26

Brianna Blair, October 1

Savannah Smith, September 1

2000 Joslynn Gallop, November 27

Joslynn Gallop, October 30

Joslynn Gallop, September 18

Joslynn Gallop, September 11

1999 Joslynn Gallop, November 15

Joslynn Gallop, October 11

Joslynn Gallop, October 4

Joslynn Gallop, September 13

1998 Michelle Sarkees, October 5

1997 Joslynn Gallop, September 16

Spartan Honors

Big West Player of the Week

- 1994 Cristin Rossman, November 21
Paola Paz-Soldan, October 3
- 1993 Crista Koch, September 20
- 1992 Mindy Czuleger, October 19
- 1991 Dawnis Wilson, October 21
- 1990 Dawnis Wilson, October 8
- 1989 Heather McPherson, October 16
- 1988 Kim Hicks, October 24
- 1987 Gina Watson, September 21
- 1986 Lisa Ice, September 22
Lisa Ice, September 15

Spartans in Professional Volleyball

- 1994 Christa Cook, WPVA Tour (4-person)
- 1993 Christa Cook, San Jose Storm (WWVL)
Christa Cook, WPVA Tour (4-person)
Dawnis Wilson, San Jose Storm (WWVL)
- 1992 Christa Cook, AVP Tour (2-person)
- 1989 Christa Cook, San Jose (MLV)
Teri DeBusk, San Jose (MLV)
Barbara Higgins, San Jose (MLV)
- 1988 Christa Cook, Minnesota (MLV)
Teri DeBusk, Arizona (MLV)
- 1987 Christa Cook, San Jose (MLV)
Teri DeBusk, San Jose (MLV)
Lisa Ice, San Jose (MLV)

MLV - Major League Volleyball

WWVL - Women's Western Volleyball League



Jessie Shull, a four-time All-WAC performer, holds the San José State and WAC career dig record at 2,260 digs from 2003-06.

Spartan Volleyball Team Records

KILLS

Season:.....2,003 - 35 matches, 1994
 Match:.....101 at Wyoming (five games), 11/21/87
101 at Santa Clara (five games), 10/15/91

KILL ATTEMPTS

Season:.....5,369 - 35 matches, 1988
 Match:..... 277 at Santa Clara (five games), 10/15/91

HITTING PERCENTAGE

Season:.....273 - (1583-588-3651) - 34 matches in 1985
 Match:539 - (39-5-63), vs. Fresno State, (three games)
 9/20/83

KILL AVERAGE

Season:.....16.57 - (1,922 in 116 games), 2000
 Match:.....24.0 - (72 in 3 games), vs. Tennessee, 11/5/84
24.0 - (72 in 3 games), vs. Nevada, 10/16/93

ASSISTS

Season:.....1,778 - 35 matches in 1994
 Match:.....95 at Santa Clara (five games), 10/15/91

ASSIST AVERAGE

Season:.....15.12 - (1,754 in 116 games), 2000
 Match: .22.67 - (68 in three games), vs. Nevada, 10/16/93

SERVICE ACES

Season:.....277 - 30 matches in 1983
 Match:.....19 (three games), vs. Washington, 9/21/89

DIGS

Season:.....2,398 - 35 in 1986
 Match:.....173 (five games), vs. Cal Poly SLO, 10/24/86

DIG AVERAGE

Season:.....19.74 - (2,171 in 110 games), 1987
 Match:.....36.7 - (147 in 4 games), vs. Hawaii, 11/21/86

SOLO BLOCKS

Season:.....219 - 30 matches in 1983
 Match:.....19 vs. Oregon State (five games), 11/11/83

BLOCK ASSISTS

Season:.....523 - 35 matches in 1988
 Match:.....37 vs. Saint Mary's (five games), 10/8/02

TOTAL BLOCKS

Season:.....361 - 30 matches in 1983
 Match:.....25 vs. Oregon State (five games), 11/11/83

BLOCKING AVERAGE

Season:.....3.17 - (361 in 114 games), 1983
 Match:.....6.0 vs. Pepperdine (three games), 11/13/82

Single Match Records

Team

Kills101 at Wyoming, 11/21/87, 5 sets
101 at Santa Clara, 10/15/91, 5 sets
Kill Attempts 277 at Santa Clara, 10/15/91, 5 sets
Hitting Pct.539 vs. Fresno State, 9/20/83, 3 sets (39/5/63)
Assists95 at Santa Clara, 10/15/91, 5 sets
Service Aces19 vs. Washington, 9/21/82, 3 sets
Digs.....173 at Cal Poly SLO, 10/24/86, 5 sets
Solo Blocks19 vs. Oregon State, 11/11/83, 5 sets
Block Assists ...37 vs. Saint Mary's, 10/8/02, 5 sets
Total Blocks25 vs. Oregon State, 11/11/83, 5 sets

Individual

Kills38, Paola Paz-Soldan, at BYU, 9/10/94
Kill Attempts
94, Jennifer Senftleben, vs. Idaho, 11/19/05
Hitting Percentage
923, Cristin Rossman, at Saint Mary's, 11/8/94
Assists
85, Annie Shaughnessy, at New Mexico, 10/5/90
Service Aces ...9, Kimberly Noble, vs. Minnesota, 9/7/01
Digs.....47, Jessie Shull, vs. UC Santa Barbara, 9/2/06
Solo Blocks
9, Mandy McMahon, vs. Utah State, 9/12/83
Block Assists
14, Brianna Amian, vs. San Francisco, 9/12/07
14, Liz Hudson, vs. Idaho, 11/24/01
Total Blocks
14, Brianna Amian, vs. San Francisco, 9/12/07
14, Liz Hudson, vs. Idaho, 11/24/01
14, Mandy McMahon, at Fresno State, 10/7/83

Team Season Records

Kills	Year
1. 2003	1994
2. 1970	1986
3. 1936	1988
4. 1927	1998
5. 1922	2000
6. 1878	2001
7. 1814	2002
8. 1770	1997
9. 1762	1995
10. 1761	1999

Attempts	Year
1. 5369	1988
2. 5047	2000
3. 5015	1998
4. 4978	2002
5. 4930	2001
6. 4783	1994
7. 4761	1986
8. 4694	2003
9. 4680	2006
10. 4664	1997

Service Aces	Year
1. 277	1983
2. 256	1984
3. 241	1994
4. 234	1985
5. 233	1995
6. 230	1986
7. 218	1999
8. 218	2001
9. 206	1996
206	1988

Block Solo	Year
1. 219	1983
2. 138	1984
3. 111	1986
4. 98	1982
5. 94	1987
6. 88	1994
7. 70	1988
70	1998
9. 67	1993
10. 63	1992

Kills/Sets	Sets	Year
1. 16.57	116	2000
2. 16.42	122	1994
3. 16.39	93	1989
4. 16.33	118	1998
5. 16.31	108	1999
6. 16.02	123	1986
7. 15.95	111	1997
8. 15.90	103	1990
9. 15.65	120	2001
10. 15.32	115	1995

Attack Pct.	Year
1. .273	1985
2. .264	1986
3. .254	1983
4. .251	1999
5. .247	2001
6. .245	1990
7. .244	1984
8. .239	2000
9. .235	1987
10. .231	1994

SA/Sets	Sets	Year
1. 2.43	114	1983
2. 2.34	100	1985
3. 2.14	65	1982
4. 2.13	120	1984
5. 2.03	115	1995
6. 2.02	108	1999
7. 1.98	122	1994
8. 1.93	107	1996
9. 1.92	39	1981
10. 1.91	102	1993

Block Assists	Year
1. 523	1988
2. 485	2002
3. 474	1998
4. 452	1994
5. 445	1987
6. 443	2001
7. 435	1995
8. 427	1993
9. 421	2000
10. 391	2006

Assists	Year
1. 1778	1994
2. 1754	2000
3. 1720	2001
4. 1704	1986
5. 1687	1988
6. 1643	2002
7. 1591	1984
8. 1588	1999
9. 1572	1995
10. 1571	1997

Digs	Year
1. 2398	1986
2. 2373	1988
3. 2171	1987
4. 1999	2001
5. 1967	2000
6. 1909	1984
7. 1895	2007
8. 1890	2006
1890	1992
10. 1887	2004

Total Blocks	Year
1. 361.0	1983
2. 331.5	1988
3. 314.0	1984
4. 222.5	1990
5. 240.0	1997
6. 235.5	2007
7. 227.5	2004
8. 227.0	2005
9. 226.5	2006
10. 218.0	1991

Assists/Set	Sets	Year
1. 15.12	116	2000
2. 14.70	108	1999
3. 14.57	122	1994
4. 14.55	93	1989
5. 14.33	120	2001
6. 14.17	103	1990
7. 14.15	111	1997
8. 13.99	110	2003
9. 13.90	100	1985
10. 13.85	123	1986

Digs/Set	Sets	Year
1. 19.74	110	1987
2. 19.50	123	1986
3. 17.98	132	1988
4. 17.97	105	2004
5. 17.69	93	1989
6. 17.23	110	2007
7. 17.19	103	1990
8. 17.03	111	1992
9. 16.96	116	2000
10. 16.88	112	2006

Blocks/Set	Sets	Year
1. 3.17	114	1983
2. 3.09	65	1982
3. 2.88	110	1987
4. 2.75	102	1993
5. 2.62	120	1984
6. 2.60	118	1998
7. 2.57	122	1994
8. 2.54	39	1981
9. 2.51	132	1988
10. 2.46	100	1985



Spartan Volleyball Individual Records

KILLS

Career:.....1,966 - Joslynn Gallop, 1997-2000
 Season:.....630 - Joslynn Gallop, 2000
 Match:.....38 - Paola Paz-Soldan
at Brigham Young, 9/10/94

KILL ATTEMPTS

Career:.....5,013 - Kimberly Noble, 2000-03
 Season:.....1,658 - Kimberly Noble, 2003
 Match:.....94 - Jennifer Senftleben at Idaho, 11/19/05

HITTING PERCENTAGE

Career:.....317 - Lisa Ice, 1982-86
 Season:.....382 - Joslynn Gallop, 1999
 Match:.....923 - Cristin Rossman at Saint Mary's, 11/8/94
(12 kills/0 errors/13 attempts)

KILL AVERAGE (since 1984)

Career:.....5.16 per game - Paola Paz-Soldan, 1994-95
4.40 per game - Joslynn Gallop, 1997-00
 Season:.....5.60 per game - Joslynn Gallop, 1999
 Match:.....10.33 per game - Betsy Welsh
vs. Fresno State 10/19/90 (31 in 3 games)

ASSISTS*

Career:.....5,483 - Michelle Sarkees, 1996-99
 Season:.....1,563 - Melizza Benitez, 1994
 Match:.....85 - Annie Shaughnessy
vs. New Mexico, 10/5/90

ASSIST AVERAGE*

Career:.....12.37 per game - Michelle Sarkees, 1996-99
 Season:.....13.59 per game - Melizza Benitez, 1994
 Match:.....21.33 per game - Michelle Sarkees
vs. Tulsa, 11/13/99 (64 in 3 games)

SERVICE ACES

Career:.....156 - Christa Cook, 1983-86
 Season:.....67 - Cristin Rossman, 1994
 Match:.....9 - Kimberly Noble vs. Minnesota, 9/7/01

DIGS

Career:.....2,260 - Jessie Shull, 2003-06
 Season:.....676 - Jessie Shull, 2006
 Match:.....47 - Jessie Shull, vs. UC Santa Barbara, 9/2/06

DIG AVERAGE

Career:.....5.14 per game - Jessie Shull, 2003-06
 Season:.....6.04 per game - Jessie Shull, 2006
 Match:.....10.50 per game - Jessie Shull
vs. Fresno State, 11/3/86 (42 in 4 games)

TOTAL BLOCKS

Career:.....456 (65 solo, 391 assists)
Joslynn Gallop, 1997-2000
 Season:.....151 (23 solo, 128 assists) - Kim Hicks, 1988
 Match:.....14 (0 solo, 14 assists)
Brianna Amian, vs. San Francisco, 9/12/07
14 (0 solo, 14 assists)
Liz Hudson, vs. Idaho, 11/24/01
14 (5 solo, 9 assists)
Mandy McMahan at Fresno State, 10/7/83

SOLO BLOCKS

Career:.....107 - Barbara Higgins, 1984-87
 Season:.....62 - Felicia Schulter, 1984
 Match:.....9 - Mandy McMahan, vs. Utah St., 9/12/83

BLOCK ASSISTS

Career:.....391 - Joslynn Gallop, 1997-2000
 Season:.....134 - Liz Hudson, 2001
 Match:.....14 - Brianna Amian, vs. San Francisco, 9/12/07
14 - Liz Hudson vs. Idaho, 11/24/01

BLOCKING AVERAGE (since 1984)

Career:.....1.21 per game - Cristin Rossman, 1991-94
 Season:.....1.35 per game - Cristin Rossman, 1992
 Match:.....3.5 per game (14 in 4 games)
Mandy McMahan vs. Fresno State, 10/7/83

**Individual games played were not kept until 1984.
 Assists were not kept until 1985.*

Single Season Records

Most Matches Played.....49, 1978
Most Matches Won.....34 of 49, 1978
Most Games Won.....98 of 148, 1978
Fewest Matches Won.....1 of 28, 2009
Fewest Games Won.....18 of 101, 2009
Most Consecutive Matches Won.....14, 1999
Most Consecutive Games Won.....19, 1986
Most Matches Lost.....28 of 36, 1980
Most Consecutive Matches Lost.....18, 2008-09
Best Match Winning Pct......806 (25-6), 1999
Best Game Winning Pct......741 (80-28), 1999
Worst Match Winning Pct......038 (1-27), 2009
Worst Game Winning Pct......178 (18-101), 2009
Longest Match2 h. 50 min., vs. Cal Poly SLO, 9/24/83
2 h. 50 min., vs. Stanford, 9/17/86
Shortest Match.....44 min. vs. CS Fullerton 10/9/93

Top Performances

Triple-Doubles

Kim Hicks	4
13k, 22d, 10b.....vs. California, 11/21/88	
18k, 15d, 10b.....vs. Cal Poly, 9/30/88	
17k, 19d, 12b.....at Wyoming, 11/21/87	
17k, 14d, 11bvs. San Diego State, 9/19/87	
Cristin Rossman	2
21k, 10d, 10bvs. Sacramento St., 11/18/94	
10k, 12d, 11b..vs. Colorado State, 9/12/92	
Caitlin Andrade	
10k, 32a, 12d.....at Saint Mary's, 9/9/09	
Emily Burke	1
10k, 40a, 15d.....vs. Saint Mary's, 9/5/08	
Christa Cook	1
12k, 10a, 18dvs. UC Santa Barbara, 11/13/86	
Joslynn Gallop	1
30k, 18d, 11b.....vs. UTEP, 11/10/00	
Barbara Higgins	1
14k, 22d, 12b.....vs. Hawaii, 12/12/86	
Liz Hudson	1
13k, 13d, 12b.....vs. Saint Mary's, 10/8/02	

20/20 Double-Doubles

Lisa Ice	6
.....23k, 28d, vs. Hawaii, 12/12/86	
.....20k, 24d, vs. UC Santa Barbara, 11/13/86	
.....20k, 38d, at Cal Poly, 10/24/86	
.....31k, 24d, vs. Stanford, 9/17/86	
.....20k, 24d, at Oregon, 11/22/85	
.....27k, 26d, vs. USC, 11/2/85	
Dawnis Wilson	5
.....22k, 26d, vs. Hawaii, 11/10/89	
.....32k, 35d, at Santa Clara, 10/15/91	
.....24k, 24d, vs. UC Irvine, 10/14/90	
.....33k, 23d, at New Mexico, 10/5/90	
.....21k, 22d, vs. UC Santa Barbara, 9/25/90	
Savannah Smith	4
.....56a, 28d, vs. Fresno State, 11/3/01	
.....63a, 20d, vs. Sacramento State, 9/1/01	
.....48a, 23d, at Pacific, 11/24/00	
.....70a, 26d, vs. UTEP, 11/10/00	
Carrie Nash	3
.....29k, 26d, at Boise State, 10/30/04	
.....21k, 21d, vs. Boise State, 10/10/04	
.....22k, 27d, vs. Oregon, 9/17/04	
Joslynn Gallop	2
.....29k, 24d, vs. Nevada, 9/29/00	
.....22k, 20d, at Sacramento State, 9/26/00	
Barbara Higgins	2
.....30k, 22d, at Wyoming, 11/21/87	
.....23k, 34d, vs. UC Santa Barbara, 9/26/87	

Paola Paz-Soldan	2
.....21k, 20d, vs. Long Beach State, 10/14/95	
.....30k, 25d, vs. Massachusetts, 9/9/95	
Danielle Spier	2
.....62a, 22d, vs. UC Santa Barbara, 11/14/87	
.....61a, 22d, vs. UC Santa Barbara, 11/13/86	
Caitlin Andrade	1
.....51a, 21d, at Pacific, 9/15/11	
Emily Burke	1
.....58a, 20d, at Fresno State, 11/1/07	
Niki Clement	1
.....24k, 27d, vs. Boise State, 10/25/07	
Kristina Conrad	1
.....20k, 20d, at UC Davis, 8/26/05	
Shawna DiBiasco	1
.....20k, 22d, at Hawaii, 10/17/86	
Teri DeBusk	1
.....58a, 20d, at Oregon, 10/12/84	
Holly Froloff	1
.....20k, 20d, at TCU, 11/1/97	
Erin Ginney	1
.....23k, 21d, vs. California, 10/20/92	
Crista Koch	1
.....28k, 20d, at UC Irvine, 10/2/93	
Fran Pozzi	1
.....23k, 22d, vs. Rice, 11/22/02	
Angie Sylvas	1
.....21k, 20d, vs. Massachusetts, 9/9/95	
Gina Watson	1
.....23k, 22d, vs. Hawaii, 10/30/87	
25+ Kill Club	
38 Paola Paz-Soldan, at BYU, 9/10/94	
33 Paola Paz-Soldan, vs. Pacific, 10/17/95	
Dawnis Wilson, at New Mexico, 10/5/90	
32 Joslynn Gallop, vs. Boise State, 9/8/00	
Dawnis Wilson, at Santa Clara, 10/15/91	
Betsy Welsh, vs. UC Irvine, 10/14/90	
Linda Fournet, vs. Oregon State, 11/11/83	
31 Kimberly Noble, vs. Fresno St., 11/3/01	
Joslynn Gallop, at Arizona State, 9/1/00	

Paola Paz-Soldan, at Long Beach St., 10/15/94	
Betsy Welsh, at Fresno State, 10/19/90	
Dawnis Wilson, vs. Long Beach St., 10/12/90	
Lisa Ice, vs. Stanford, 9/17/86	
30 Kimberly Noble, vs. SMU, 11/22/03	
Brianna Blair, at Saint Mary's, 10/9/01	
Joslynn Gallop, vs. UTEP, 11/10/00	
Joslynn Gallop, at Fresno State, 11/5/99	
Joslynn Gallop, vs. Fresno State, 10/9/99	
Paola Paz-Soldan, vs. Massachusetts, 9/9/95	
Crista Koch, at Utah State, 9/17/93	
Betsy Welsh, at CS Fullerton, 10/8/90	
Barbara Higgins, at Fresno State, 10/8/87	
Barbara Higgins, at Wyoming, 11/21/87	
Lisa Ice, at Hawaii, 10/17/86	
29 Carrie Nash, at Boise State, 10/30/04	
Joslynn Gallop, vs. Nevada, 9/29/00	
Joslynn Gallop, vs. Hawaii, 10/29/99	
28 Jennifer Senftleben, at Idaho, 11/19/05	
Kimberly Noble, vs. Nevada, 10/2/04	
Kimberly Noble, vs. Duquesne, 9/12/03	
Kimberly Noble, vs. Weber State, 9/5/03	
Brianna Blair, vs. Saint Mary's, 9/12/00	
Paola Paz-Soldan, vs. Nevada, 9/30/95	
Paola Paz-Soldan, at San Francisco, 9/2/95	
Kami Schmedding, vs. San Diego, 12/4/94	
Paola Paz-Soldan, at Nevada, 10/1/94	
Erin Ginney, at Nevada, 10/16/93	
Crista Koch, at UC Irvine, 10/2/93	
Erin Ginney, at Utah State, 9/17/93	
27 Niki Clement, vs. Idaho, 10/27/07	
Jennifer Senftleben, vs. Wash. St., 9/4/04	
Brianna Blair, at USF, 9/19/01	
Brianna Blair, vs. UTEP, 11/10/00	
Joslynn Gallop, vs. SMU, 11-19-99	
Joslynn Gallop, at SMU, 10-23-99	
Paola Paz-Soldan, vs. S. Florida, 9/9/95	
Cristin Rossman, vs. S. Florida, 12/3/94	
Paola Paz-Soldan, vs. Pepperdine, 9/2/94	
Crista Koch, vs. Hawaii, 9/14/93	
Betsy Welsh, vs. Long Beach St., 10/12/90	
Lisa Ice, vs. USC, 11/2/85	
26 Jennifer Senftleben, at Nevada, 9/21/06	
Jennifer Senftleben, at Fresno St., 10/27/05	
Jennifer Senftleben, vs. Nevada, 10/20/05	
Kimberly Noble, vs. Miami (O), 9/14/02	
Joslynn Gallop, at Fresno State, 10/1/00	
Joslynn Gallop, vs. E. Michigan, 9/15/00	
Joslynn Gallop, vs. LSU, 9/18/99	
Joslynn Gallop, at Washington St., 9/4/99	
Paola Paz-Soldan, at CS Fullerton, 10/6/95	
Paola Paz-Soldan, at New Mexico St., 9/29/94	

Top Performances

Crista Koch, vs. Fresno State, 9/11/93
Dawnis Wilson, vs. Notre Dame, 10/4/91
Lisa Ice, vs. California, 9/24/86
Christa Cook, vs. USC, 11/2/85
Lisa Ice, at San Diego State, 9/28/85
Christa Cook, vs. San Diego St., 10/20/84

25 Niki Clement, at Idaho, 11/19/05
Colleen Burke, vs. Fresno State, 11/10/05
Kimberly Noble, vs. UC Irvine, 11/28/03
Kimberly Noble, at Boise State, 10/11/03
Kimberly Noble, at Santa Clara, 9/28/02
Joslynn Gallop, at Rice, 10/6/00
Joslynn Gallop, at Tulsa, 11/13/99
Joslynn Gallop, vs. Colorado St., 11/25/98
Nicole Hintz, at Tulsa, 10/11/97
Holly Froloff, vs. TCU, 10/3/97
Angie Sylvas, vs. Long Beach St., 10/14/95
Tanya Hart, vs. Nevada, 11/23/93
Jennifer Gross, at Santa Clara, 10/15/91

60+ Assists

85 Annie Shaughnessy, at New Mexico, 10/5/90

81 Melizza Benitez, vs. San Diego, 12/4/94
Jennifer Liston, at Santa Clara, 10/15/91

80 Melizza Benitez, vs. S. Florida, 12/3/94

79 Michelle Sarkees, at Nevada, 9/5/98

76 Melizza Benitez, vs. CS Fullerton, 11/4/95
Pam Hope, at UC Irvine, 10/2/93

74 Melizza Benitez, at Utah, 9/9/94
Danielle Spier, at Wyoming, 11/21/87
Teri DeBusk, vs. San Diego St., 10/20/84

73 Savannah Smith, at Rice, 10/6/00

71 Emily Burke, vs. Idaho, 10/27/07
Melizza Benitez, vs. Massachusetts, 9/9/95
Annie Shaughnessy, at CS Fullerton, 10/8/90
Teri DeBusk, at San Diego State, 9/28/85

70 Savannah Smith, vs. UTEP, 11/10/00
Melizza Benitez, vs. Sacramento St., 11/18/94
Melizza Benitez, at California, 11/1/94

69 Savannah Smith, at Fresno St., 10/11/00
Michelle Sarkees, at Washington St., 9/4/99
Jennifer Liston, at CS Fullerton, 11/22/91
Susie Laymon, vs. Cal Poly, 9/30/88
Teri DeBusk, vs. USC, 11/2/85

68 Kristina Conrad, vs. Wash. St., 9/4/04
Allison Dillon, vs. Fresno State, 11/21/03

Allison Dillon, vs. Weber State, 9/5/03
Lindsey Rule, vs. Rice, 11/22/02
Michelle Sarkees, at Montana St., 9/12/98
Michelle Sarkees, vs. SMU, 10/4/97
Danielle Spier, at Hawaii, 10/17/86

67 Savannah Smith, vs. UTEP, 9/27/01
Annie Shaughnessy, vs. UC Santa Barbara, 9/25/90

66 Melizza Benitez, vs. Pepperdine, 9/2/94
Annie Shaughnessy, vs. Long Beach St., 10/12/90
Danielle Spier, vs. Stanford, 9/17/86
Teri DeBusk, vs. Purdue, 11/20/84

65 Emily Burke, vs. Boise State, 10/25/07
Emily Burke, vs. Arizona State, 9/7/07
Annie Shaughnessy, vs. UC Irvine, 10/14/90
Susie Laymon, vs. San Diego St., 10/22/88

64 Brittany Collet, vs. Portland, 9/10/05
Savannah Smith, vs. Saint Mary's, 9/12/00
Michelle Sarkees, at Tulsa, 11/13/99
Michelle Sarkees, at Fresno State, 11/5/99
Michelle Sarkees, vs. CS Fullerton, 9/19/98
Michelle Sarkees, vs. San Diego St., 10/23/97
Melizza Benitez, vs. Pacific, 10/17/95
Melizza Benitez, at Long Beach St., 10/15/94

63 Emily Burke, vs. Utah State, 11/15/07
Kristina Conrad, at Boise State, 10/30/04
Savannah Smith, vs. Sacramento St., 9/1/01
Michelle Sarkees, vs. Hofstra, 9/6/96
Pam Hope, at San Francisco, 11/10/93
Pam Hope, vs. Fresno State, 9/11/93
Jennifer Liston, vs. CS Fullerton, 9/19/91



Michelle Sarkees is the all-time assist leader at San José State with 5,482 assists from 1996-99.

Susie Laymon, vs. San Diego St., 11/18/89
Susie Laymon, vs. UC Irvine, 11/4/88
Danielle Spier, vs. Idaho State, 12/3/87
Danielle Spier, vs. California, 9/24/86

62 Caitlin Andrade, vs. Idaho, 10/21/11
Kristina Conrad, vs. Utah State, 10/14/06
Brittany Collet, vs. Air Force, 9/3/05
Melizza Benitez, vs. UC Irvine, 10/13/95
Pam Hope, at Utah State, 9/17/93
Jennifer Liston, at Fresno State, 9/4/92
Danielle Spier, vs. San Diego St., 9/19/87
Danielle Spier, vs. UC Santa Barbara, 11/14/87

61 Kristina Conrad, vs. Nevada, 11/22/06
Brittany Collet, at Idaho, 11/19/05
Brittany Collet, at Boise State, 11/17/05
Kristina Conrad, at LA Tech, 10/16/94
Allison Dillon, vs. Duquesne, 0/12/03
Savannah Smith, vs. Nevada, 9/29/00
Michelle Sarkees, vs. Hawaii, 10/29/99
Michelle Sarkees, vs. Rice, 11/8/97
Melizza Benitez, vs. New Mexico St., 9/29/95
Danielle Spier, vs. UC Santa Barbara, 11/13/86
Danielle Spier, vs. Hawaii, 12/12/86
Teri DeBusk, vs. Fresno State, 12/8/84

60 Emily Burke, at New Mexico, 8/25/07
Kristina Conrad, vs. Idaho State, 9/10/04
Savannah Smith, at Saint Mary's, 10/9/01
Savannah Smith, at Arizona State, 9/1/00
Michelle Sarkees, vs. SMU, 11/19/99
Michelle Sarkees, vs. Colorado St., 11/25/98
Melizza Benitez, vs. Long Beach St., 10/14/95
Jennifer Liston, at Cal Poly, 10/6/92
Jennifer Liston, at UC Irvine, 10/19/91
Danielle Spier, vs. Hawaii, 10/30/87

25+ Digs

47 Jessie Shull, vs. UC Santa Barbara, 9/2/06

42 Kristal Tsukano, at Idaho, 10/11/07
Jessie Shull, vs. Fresno State, 11/3/04

39 Jessie Shull, at Idaho, 11/19/05

38 Lisa Ice, vs. Hawaii, 11/21/86
Lisa Ice, at Cal Poly, 10/24/86

36 Jessie Shull, at Fresno State, 10/25/06
Kim Hicks, at California, 10/11/88

35 Courtney Zellmer, vs. Gonzaga, 8/28/10
Jessie Shull, at San Francisco, 9/1/04
Dawnis Wilson, at Santa Clara, 10/15/91

34 Jessie Shull, vs. CS Northridge, 9/16/06

Top Performances

Barbara Higgins, vs. UC Santa Barbara, 9/26/87

33 Jessie Shull, vs. Fresno State, 11/10/05
Jessie Shull, vs. Idaho State, 9/10/04

32 Jessie Shull, vs. Nevada, 11/22/06
Jessie Shull, vs. Hawaii, 10/27/04
Jessie Shull, vs. SMU, 10/15/03
Barbara Higgins, at Cal Poly, 10/24/86

31 Shane Donnellon, at California, 11/1/94
Crista Koch, vs. Nevada, 11/23/93
Kim Hicks, vs. Hawaii, 10/30/87

30 Kristal Tsukano, vs. Idaho, 10/27/07
Jessie Shull, vs. Portland, 9/10/05
Jessie Shull, vs. Washington State, 9/4/04

29 Jessie Shull, at San Francisco, 9/6/05
Jessie Shull, at Louisiana Tech, 10/16/04
Dawnis Wilson, at Cal Poly, 10/29/88
Gina Watson, at Cal Poly, 9/25/87

28 Jessie Shull, at Hawaii, 10/29/06
Jessie Shull, at Boise State, 10/30/04
Jessie Shull, vs. Duquesne, 9/12/03
Savannah Smith, vs. Fresno State, 11/3/01
Christa Cook, vs. Stanford, 9/17/86
Lisa Ice, vs. Hawaii, 12/12/86

27 Niki Clement, vs. Boise State, 10/25/07
Jessie Shull, vs. Central Arkansas, 8/26/06
Carrie Nash, vs. Oregon, 9/17/04
Jessie Shull, at Nevada, 11/8/03
Christa Cook, vs. Cal Poly, 12/4/86

26
Jessie Shull, vs. UTSA, 9/8/06
Jessie Shull, at Boise State, 11/17/05
Carrie Nash, at Boise State, 10/30/04
Carrie Nash, vs. Washington State, 9/4/04
Savannah Smith, vs. UTEP, 11/10/00
Dawnis Wilson, vs. Hawaii, 11/10/89
Laura Boone, vs. San Diego St., 10/22/88
Barbara Higgins, vs. Hawaii, 10/30/87
Christa Cook, vs. Hawaii, 12/12/86
Shawna DiBiasco, vs. Hawaii, 12/12/86
Lisa Ice, vs. USC, 11/2/85

25 Jessie Shull, at San Francisco, 9/1/06
Jessie Shull, vs. Idaho, 9/22/05
Jessie Shull, vs. Tulsa, 10/20/04
Carrie Nash, vs. Santa Clara, 9/24/04
Jeanine Haldi, vs. Rice, 11/22/02
Jeanine Haldi, at Saint Mary's, 10/9/01
Paola Paz-Soldan, vs. Massachusetts, 9/9/95
Dawnis Wilson, vs. San Diego St., 12/3/88
Danielle Spier, at Oregon, 10/12/84

10+ Blocks

14 Kylie Miraldi (0s14a),
vs. UC Riverside, 9/17/11
Brianna Amian (0s14a),
vs. San Francisco, 9/12/07
Liz Hudson (0s14a), vs. Idaho, 11/24/01
Mandy McMahon (5s9a),
at Fresno State, 10/7/83

12 Keri Anglin (0s12a),
vs. San Francisco, 9/12/07
Dyana Thompson (12a),
at San Francisco, 9/6/05
Liz Hudson (12a), at Saint Mary's, 10/8/02
Liz Hudson (1s11a), vs. Santa Clara, 11/30/01
Kari Roberson (2s10a),
vs. San Diego State, 9/19/87
Kim Hicks (12a), at Wyoming, 11/21/87
Barbara Higgins (1s11a),
vs. Hawaii, 12/12/86
Arlene Ringer (6s6a), vs. Stanford, 9/23/83
Jodi Breeding (), at California, 11/19/82

11 Niki Clement (3s,8a),
vs. Fresno State, 11/10/05
Joslynn Gallop (5s6a) vs. UTEP, 11/10/00
Cristin Rossman (2s9a),
vs. American, 12/2/94
Cristin Rossman (4s7a),
vs. Colorado State, 9/12/92
Heather McPherson (2s9a),
vs. Long Beach State, 10/12/90
Leslie Page (4s7a), vs. New Mexico St., 9/30/91
Kim Hicks (1s10a), vs. San Diego St., 9/19/87
Christa Cook (11a), vs. Pacific, 10/2/84
Mandy McMahon (9s2a), vs. Utah St., 9/12/83

10 Niki Clement (2s8a),
at San Francisco, 9/6/05
Dyana Thompson (10a), vs. Oregon, 9/17/04
Katherine Powers (10a),
at Saint Mary's, 10/8/02
Joslynn Gallop (2s8a),
vs. Sam Houston State, 9/11/98
Joslynn Gallop (2s8a),
vs. San Diego State, 10/23/97
Cristin Rossman (2s8a),
vs. Sacramento State, 11/18/94
Kim Hicks (1s9a), vs. Cal Poly, 9/30/88
Kim Hicks (2s8a), vs. California, 11/21/88
Maria Healy (3s7a), vs. Stanford, 9/17/86
Jan Harman (6s4a), vs. California, 10/12/82



Brianna Amian (left) and Kylie Miraldi each recorded 14 blocks in a match during their Spartan career. Amian recorded 14 blocks in the first home match of her college career. Miraldi recorded her 14 blocks against UC Riverside her senior season and was named the MVP of the Stockton Invitational.

Single Season Leaders

KILLS	TOTAL	YEAR
1. Joslynn Gallop	630	2000
2. Joslynn Gallop	605	1999
3. Kimberly Noble	604	2003
4. Brianna Blair	559	2001
5. Paola Paz-Soldan	526	1994
6. Lisa Ice	504	1986
7. Stephanie Pascucci	472	2002
8. Jennifer Senftleben	469	2005
9. Paola Paz-Soldan	465	1995
10. Kimberly Noble	463	2001

Kills per Game*	K/G	YEAR
1. Joslynn Gallop	5.60	1999
2. Kimberly Noble	5.49	2003
3. Joslynn Gallop	5.43	2000
4. Paola Paz-Soldan	5.28	1995
5. Paola Paz-Soldan	5.06	1994
6. Brianna Blair	4.66	2001
7. Dawnis Wilson	4.61	1990
8. Lisa Ice	4.42	1986
9. Betsy Welsh	4.24	1990
10. Dawnis Wilson	4.23	1991

KILL ATTEMPTS	TOTAL	YEAR
1. Kimberly Noble	1658	2003
2. Brianna Blair	1574	2001
3. Joslynn Gallop	1485	2000
4. Jennifer Senftleben	1419	2005
5. Jennifer Senftleben	1398	2006
6. Carrie Nash	1331	2004
7. Kimberly Noble	1279	2001
8. Brianna Blair	1269	2000
9. Darcy Walker	1238	1998
10. Joslynn Gallop	1201	1999

HITTING PCT	PCT	YEAR
1. Joslynn Gallop	.382	1999
2. Brooke Jones	.347	1996
3. Lisa Ice	.346	1985
4. Mary Alice O'Reilly	.344	2013
5. Colleen Burke	.343	2007
6. Lisa Ice	.341	1983
7. Colleen Burke	.336	2006
8. Cristin Rossman	.323	1994
9. Lisa Ice	.322	1986
10. Kim Hicks	.320	1988

ASSISTS (as of 1984)	AST	YEAR
1. Melizza Benitez	1563	1994
2. Michelle Sarkees	1527	1998
3. Savannah Smith	1515	2000
4. Savannah Smith	1452	2001

5. Michelle Sarkees	1405	1999
6. Melizza Benitez	1384	1995
7. Teri DeBusk	1374	1984
8. Michelle Sarkees	1354	1997
9. Allison Dillon	1349	2003
10. Susie Laymon	1289	1988

Assists Per Game*	Ast/G	YEAR
1. Melizza Benitez	13.59	1994
2. Savannah Smith	13.17	2000
3. Michelle Sarkees	13.01	1999
4. Michelle Sarkees	12.94	1998
5. Melizza Benitez	12.47	1995
6. Annie Shaughnessy	12.41	1990
7. Michelle Sarkees	12.31	1997
8. Allison Dillon	12.26	2003
9. Savannah Smith	12.20	2001
10. Teri DeBusk	11.93	1985

SERVICE ACES	TOTAL	YEAR
1. Cristin Rossman	67	1994
2. Shane Donnellon	58	1994
3. Melissa Myers	57	1998
4. Brooke Jones	56	1995
5. Christa Cook	55	1985
Christa Cook	55	1984
7. Kim Kayser	53	1983
8. Dawnis Wilson	49	1990
9. Kimberly Noble	47	2001
10. Darcy Walker	45	1999
Shawna DiBiasco	45	1986

DIGS	TOTAL	YEAR
1. Jessie Shull	676	2006
2. Jessie Shull	561	2004
3. Jessie Shull	550	2005
4. Jessie Shull	473	2003
5. Kim Hicks	435	1988
6. Lisa Ice	429	1986
7. Carrie Nash	420	2004
8. Kristal Tsukano	415	2007
9. Kiely Pieper	408	2012
10. Jeanine Haldi	389	2001

Digs Per Game*	D/G	YEAR
1. Jessie Shull	6.04	2006
2. Jessie Shull	5.34	2004
3. Jessie Shull	4.87	2005
4. Jessie Shull	4.30	2003
5. Dawnis Wilson	4.01	1989
6. Carrie Nash	4.00	2004
7. Kristal Tsukano	3.95	2007
8. Kiely Pieper	3.81	2012

Dawnis Wilson	3.81	1990
10. Lisa Ice	3.76	1986

BLOCK SOLO	TOTAL	YEAR
1. Felicia Schulter	62	1984
2. Arlene Ringer	45	1983
3. Mandy McMahon	39	1983
4. Barbara Higgins	38	1987
5. Felicia Schulter	36	1983
6. Gayle Olsen	34	1983
7. Melissa Myers	31	1996
8. Maria Healy	30	1986
Jodi Breeding	30	1982
10. Barbara Higgins	29	1986

BLOCK ASSISTS	TOTAL	YEAR
1. Liz Hudson	134	2001
2. Kim Hicks	128	1988
3. Liz Hudson	119	2002
4. Cristin Rossman	117	1994
5. Cristin Rossman	115	1992
6. Joslynn Gallop	112	2000
7. Melissa Myers	111	1998
8. Tanya Kamau	110	1998
9. Barbara Higgins	108	1986
10. Stephanie Pascucci	106	2002
Joslynn Gallop	106	1998

TOTAL BLOCKS	TOTAL	YEAR
1. Kim Hicks	151	1988
2. Felicia Schulter	148	1984
3. Liz Hudson	147	2001
4. Cristin Rossman	145	1994
5. Cristin Rossman	139	1992
6. Barbara Higgins	137	1986
7. Barbara Higgins	134	1987
8. Melissa Myers	133	1998
9. Joslynn Gallop	130	2000
10. Tanya Hart	126	1993

Blocks Per Game*	B/G	YEAR
1. Cristin Rossman	1.35	1992
2. Felicia Shulter	1.28	1984
3. Barbara Higgins	1.25	1987
Tanya Hart	1.25	1993
5. Liz Hudson	1.23	2001
Kim Hicks	1.23	1988
7. Cristin Rossman	1.20	1994
8. Kari Roberson	1.19	1987
9. Heather McPherson	1.18	1989
10. Barbara Higgins	1.17	1986

*Per game categories begin in 1984 because accurate individual games played statistics were not recorded for players.

Career Leaders

KILLS	TOTAL	YEARS
1. Joslynn Gallop	1966	1997-00
2. Kimberly Noble	1809	2000-03
3. Brianna Blair	1608	1998-01
4. Jennifer Senftleben	1597	2004-06
5. Dawnis Wilson	1426	1988-91
6. Lisa Ice	1359	1982-86
7. Stephanie Pascucci	1287	1999-02
8. Barbara Higgins	1237	1984-87
9. Colleen Burke	1196	2005-08
10. Niki Clement	1154	2005-08
11. Christa Cook	1101	1983-86
12. Melissa Myers	1046	1995-98

KILL ATTEMPTS	TOTAL	YEARS
1. Kimberly Noble	5013	2000-03
2. Jennifer Senftleben	4668	2004-07
3. Brianna Blair	4567	1998-01
4. Joslynn Gallop	4423	1997-00
5. Dawnis Wilson	3683	1988-91
6. Niki Clement	3090	2005-08
7. Stephanie Pascucci	3066	1999-02
8. Lisa Ice	2989	1982-86
9. Barbara Higgins	2847	1984-87
10. Darcy Walker	2788	1996-99

HITTING PERCENTAGE	PCT	YEARS
1. Lisa Ice	.317	1982-86
2. Colleen Burke	.314	2005-08
3. Joslynn Gallop	.310	1997-00
4. Brooke Jones	.303	1995-96
5. Maria Healy	.295	1983-86
6. Felicia Schulter	.287	1983-84
Barbara Higgins	.287	1984-87
8. Stephanie Pascucci	.284	1999-02
Gayle Olsen	.284	1981-83
10. Melissa Myers	.278	1995-98
Cristin Rossman	.278	1991-94
Leslie Page	.278	1988-91

ASSISTS (since 1984)	TOTAL	YEARS
1. Michelle Sarkees	5482	1996-99
2. Melizza Benitez	3257	1992-95
3. Savannah Smith	3040	1998-01
4. Caitlin Andrade	2759	2009-11
5. Teri DeBusk	2555	1984-85
6. Kristina Conrad	2548	2003-06
7. Danielle Spier	2461	1984-87
8. Susie Laymon	2330	1986-89
9. Jennifer Liston	2102	1991-92
10. Emily Burke	2092	2007-08

SERVICE ACES	TOTAL	YEARS
1. Christa Cook	156	1983-86
2. Barbara Higgins	141	1984-87
Cristin Rossman	141	1991-94
4. Darcy Walker	140	1996-99
5. Dawnis Wilson	134	1988-91

6. Melissa Myers	130	1995-98
7. Teri DeBusk	128	1982-85
8. Danielle Spier	125	1984-87
9. Michelle Sarkees	122	1996-99
10. Christina Lukens	117	1999-02

DIGS	TOTAL	YEARS
1. Jessie Shull	2260	2003-06
2. Dawnis Wilson	1412	1988-91
3. Kristal Tsukano	1350	2006-09
4. Joslynn Gallop	1052	1997-00
Christina Lukens	1052	1999-02
6. Barbara Higgins	1039	1984-87
7. Jeanine Haldi	982	1999-02
8. Darcy Walker	981	1996-99
9. Danielle Spier	978	1984-87
10. Savannah Smith	947	1998-01

BLOCK SOLO	TOTAL	YEARS
1. Barbara Higgins	107	1984-87
2. Felicia Schulter	98	1983-84
3. Maria Healy	82	1983-86
4. Melissa Myers	75	1995-98
5. Cristin Rossman	66	1991-94
6. Joslynn Gallop	65	1997-00
7. Lisa Ice	53	1982-86
Gayle Olsen	53	1981-83
9. Tanya Hart	51	1991-94
10. Arlene Ringer	49	1982-83

BLOCK ASSISTS	TOTAL	YEARS
1. Joslynn Gallop	391	1997-00
2. Melissa Myers	370	1995-98
3. Barbara Higgins	340	1984-87
4. Liz Hudson	337	2000-02
5. Cristin Rossman	291	1991-94
6. Stephanie Pascucci	287	1999-02
7. Colleen Burke	281	2005-08
8. Kim Hicks	279	1985-88
9. Alex Akana	261	2009-12
10. Tanya Hart	231	1991-94

TOTAL BLOCKS	TOTAL	YEARS
1. Joslynn Gallop	456	1997-00
2. Barbara Higgins	447	1984-87
3. Melissa Myers	445	1995-98
4. Liz Hudson	365	2000-02
5. Cristin Rossman	357	1991-94
6. Kim Hicks	324	1985-88
7. Stephanie Pascucci	314	1999-02
8. Colleen Burke	308	2005-08
9. Alex Akana	286	2009-12
10. Tanya Hart	282	1991-94

1,000 Kill Club



1. Joslynn Gallop (1997-2000)

Season	MP-SP	K	K/G	E	TA	Pct	A	SA	SE	RE	DIG	BS	BA	TB	B/G	BE	BHE
1997	31-107	310	2.90	111	716	.278	15	15	0	0	192	16	78	94	0.88	0	0
1998	33-116	421	3.63	153	1021	.262	24	18	27	4	241	18	106	124	1.07	17	4
1999	31-108	605	5.60	146	1201	.382	24	42	39	19	291	13	95	108	1.00	14	3
2000	32-116	630	5.43	186	1485	.299	41	26	40	17	328	18	112	130	1.12	14	8
TOTAL	127-447	1966	4.40	596	4423	.310	104	101	106	40	1052	65	391	456	1.02	45	15



2. Kimberly Noble (2000-03)

Season	MP-SP	K	K/G	E	TA	Pct	A	SA	SE	RE	DIG	BS	BA	TB	B/G	BE	BHE
2000	32-113	320	2.83	140	898	.200	3	21	64	9	145	5	24	29	0.26	5	2
2001	33-120	463	3.86	196	1279	.209	4	47	53	12	153	7	26	33	0.28	7	0
2002	32-113	422	3.73	210	1178	.180	10	12	23	1	138	1	43	44	0.39	5	1
2003	30-110	604	5.49	267	1658	.203	17	33	24	9	215	4	43	47	0.43	4	2
TOTAL	127-456	1809	3.97	813	5013	.199	34	113	164	31	651	17	136	153	0.34	21	5



3. Brianna Blair (1998-2001)

Season	MP-SP	K	K/G	E	TA	Pct	A	SA	SE	RE	DIG	BS	BA	TB	B/G	BE	BHE
1998	28-76	207	2.72	115	631	.146	7	17	48	18	135	12	28	40	0.53	7	2
1999	31-108	381	3.53	166	1093	.197	16	24	36	4	231	9	50	59	0.55	8	2
2000	32-116	461	3.97	163	1269	.235	10	28	24	12	207	6	56	62	0.53	8	1
2001	33-120	559	4.66	162	1574	.252	9	30	26	8	252	5	67	72	0.60	7	2
TOTAL	124-420	1608	3.83	606	4567	.219	42	99	134	42	825	32	201	233	0.55	30	7



4. Jennifer Senftleben (2004-07)

Season	MP-GP	K	K/G	E	TA	Pct	A	SA	SE	RE	DIG	BS	BA	TB	B/G	BE	BHE
2004	105-28	351	3.34	123	890	.256	7	35	32	2	79	10	96	106	1.01	10	0
2005	113-29	469	4.15	202	1419	.188	15	27	19	41	262	9	36	45	0.40	7	1
2006	112-31	454	4.05	211	1398	.174	6	28	22	12	164	9	40	49	0.44	6	2
2007	25-87	323	3.71	145	961	.185	10	17	13	17	173	9	26	35	0.40	1	2
TOTAL	113-417	1597	3.83	681	4668	.196	38	107	86	72	678	37	198	235	.056	24	5

1,000 Kill Club



5. Dawn Wilson (1988-91)

Season	MP-SP	K	K/G	E	TA	Pct	A	SA	SE	RE	DIG	BS	BA	TB	B/G	BE	BHE
1988	33-118	287	2.43	148	861	.161	28	34	52	48	381	4	38	42	0.36	13	0
1989	27-90	320	3.56	133	829	.226	32	23	23	24	361	6	20	26	0.29	7	0
1990	28-95	438	4.61	153	013	.281	17	49	48	21	362	6	25	31	0.33	6	0
1991	25-90	381	4.23	157	980	.229	27	28	30	29	308	7	28	35	0.39	8	2
TOTAL	113-393	1426	3.63	591	3683	.227	104	134	153	122	1412	23	111	134	0.34	34	2



6. Lisa Ice (1982-83, 85-86)

Season	MP-SP*	K	K/G	E	TA	Pct	A	SA	SE	RE	DIG	BS	BA	TB	B/G	BE	BHE
1982	18	216		84	544	.243	0	19	23	19	13	13	13	26		7	0
1983	21	236		67	495	.341	0	24	18	2	5	19	10	29		8	0
1985	34-96	403	4.20	120	819	.346	8	18	16	28	278	4	36	40	0.42	11	0
1986	33-114	504	4.42	140	1131	.322	7	34	22	23	429	17	33	50	0.44	9	0
TOTAL	106-210	1359	6.47	411	2989	.317	15	95	79	72	725	53	92	145	0.69	35	0



7. Stephanie Pascucci (1999-2002)

Season	MP-SP	K	K/G	E	TA	Pct	A	SA	SE	RE	DIG	BS	BA	TB	B/G	BE	BHE
1999	31-108	304	2.81	95	696	.300	10	35	49	2	83	8	73	81	0.75	13	3
2000	28-84	146	1.74	66	427	.187	26	15	16	0	39	3	40	43	0.51	7	4
2001	33-120	365	3.04	103	850	.308	20	24	17	2	75	7	68	75	0.62	8	3
2002	32-124	472	3.81	151	1093	.294	36	23	22	0	92	9	106	115	0.93	12	5
TOTAL	124-436	1287	2.95	415	3066	.284	92	97	104	4	289	27	287	314	0.72	40	15



8. Barbara Higgins (1984-87)

Season	MP-GP	K	K/G	E	TA	Pct	A	SA	SE	RE	DIG	BS	BA	TB	B/G	BE	BHE
1984	37-116	200	1.72	84	525	.221	17	43	57	32	107	22	52	74	0.64	0	0
1985	37-98	270	2.76	88	590	.308	18	38	55	51	225	18	84	102	1.04	35	0
1986	33-117	355	3.03	115	815	.294	25	32	40	33	323	29	108	137	1.17	35	0
1987	31-107	412	3.85	132	917	.305	26	28	49	55	384	38	96	134	1.25	20	0
TOTAL	135-438	1237	2.82	419	2847	.287	86	141	201	171	1039	107	340	447	1.02	90	0

1,000 Kill Club



9. Colleen Burke (2005-08)

Season	MP-GP	K	K/G	E	TA	Pct	A	SA	SE	RE	DIG	BS	BA	TB	B/G	BE	BHE
2005	29-113	342	3.03	123	814	.269	3	24	32	2	53	7	66	76	0.65	2	2
2006	31-112	332	2.96	85	736	.336	13	20	9	1	68	2	85	87	0.78	1	3
2007	29-106	277	2.61	64	621	.343	13	29	26	2	55	7	67	74	0.70	1	3
2008	31-116	245	2.11	69	551	.319	19	29	31	2	68	4	63	67	0.50	4	0
TOTAL	120-447	1196	2.68	341	2722	.314	48	102	98	7	244	20	281	301	0.67	8	8



10. Niki Clement (2005-08)

Season	MP-SP	K	K/G	E	TA	Pct	A	SA	SE	RE	DIG	BS	BA	TB	B/G	BE	BHE
2005	29-108	238	2.20	134	681	.153	13	10	16	18	114	12	84	96	0.89	4	3
2006	31-110	400	3.64	153	1004	.246	1	0	3	3	45	8	89	97	0.88	7	1
2007	29-104	350	3.37	215	939	.144	24	15	40	46	354	11	35	46	0.44	3	0
2008	16-60	166	2.77	89	466	.165	15	9	19	28	145	5	19	24	0.40	1	0
TOTAL	105-382	1154	3.02	591	3090	.182	53	34	78	95	658	36	227	263	0.69	15	4



11. Christa Cook (1983-86)

Season	MP-SP*	K	K/G	E	TA	Pct	A	SA	SE	RE	DIG	BS	BA	TB	B/G	BE	BHE
1983	30	97		44	252	.210	0	18	34	22	32	9	22	31		10	0
1984	37-120	428	3.57	169	974	.266	93	55	82	61	124	13	79	92	0.77	0	0
1985	34-91	307	3.37	112	672	.290	66	55	71	33	198	5	45	50	0.55	8	0
1986	33-108	269	2.49	126	680	.210	113	28	54	20	372	12	66	78	0.72	18	0
TOTAL	134-319	1101	3.45	451	2578	.252	272	156	241	136	726	39	212	251	0.79	36	0



12. Melissa Myers (1995-98)


Season	MP-SP	K	K/G	E	TA	Pct	A	SA	SE	RE	DIG	BS	BA	TB	B/G	BE	BHE
1995	109-31	172	1.58	77	397	.239	3	22	51	1	78	12	103	115	1.06	10	7
1996	99-28	272	2.75	105	582	.287	9	25	51	1	77	31	81	112	1.13	13	11
1997	97-31	228	2.35	87	498	.283	9	26	23	0	63	10	75	85	0.88	4	8
1998	17-33	374	3.20	145	794	.288	10	57	33	0	77	22	111	133	1.14	7	5
TOTAL	422-123	1046	2.48	414	2271	.278	31	130	158	2	295	75	370	445	1.05	34	31

*Sets played were not kept until 1984, so some averages may be skewed. Assists were not kept until 1984.

Spartan Volleyball



Kimberly Noble holds the career record for kill attempts at 5,013 and is second all-time in kills with 1,809.



Stephanie Pascucci was a three-time Academic All-WAC selection and the 2002-03 Stan Bates Award winner. The award honors the WAC's top male and female scholar-athletes. She was a first team All-WAC selection her senior year.



Top Academic Team at San José State for 2009-10

All-Time Roster



Melizza Benitez holds the school record for assists in a year at 1,563 in 1994, and assists per game at 13.59 in 1994.

- Alex Akana2009-12
- Brianna Amian2007-08, 10-11
- Caitlin Andrade2009-11
- Keri Anglin2006-07
- Alana Bailey1997
- Jan Baszak1978-79
- Melizza Benitez1992-95
- Amber Biddle2005-08
- Brianna Blair1998-01
- Hanah Blume2010-12**
- Laura Boone1987-90



Kristina Conrad was a setter and outside hitter during her playing stint (2003-06). She is sixth all-time in assists with 2,548.

- Barbara Boyle1978
- Julie Braymen1984-87
- Jodi Breeding1979-82
- Leslie Bugalski1979-80
- Colleen Burke2005-08
- Emily Burke2007-08
- Jill Burningham1995-98
- Asia Casino2009-11
- Sue Choe1993
- Sarah Christensen2003-04, 06
- Bridget Clark1995-96
- Niki Clement2005-08
- Brittany Collet2005-08
- Kristina Conrad2003-06
- Christa Cook1983-86
- Kelly Crow2006-08
- Mindy Czuleger1989-92
- Rachel Dahlstedt2003
- Teri DeBusk1982-85
- Shawna DiBiaso1986
- Brittney Diffinè2012**
- Allison Dillon2003
- Shane Donnellon1991-94
- Amy Doyle1997
- Andrea Fernandez1998-99
- Linda Fournet1981-84
- Lisa Fraser1978-79
- Nia Freeman2004-05, 07-08
- Holly Froloff1996-97
- Cara Frost2002
- Joslynn Gallop1997-00
- Erin Ginney1990-93
- Sarah Griest2010-12**
- Jennifer Gross1990-92
- Jeanine Haldi1999-02
- Jan Harman1979-82
- Tanya Hart1991-94
- Monice Hayes1978-79
- Maria Healy1983-86
- Brooke Herald2001-04
- Kim Hicks1985-88
- Barbara Higgins1984-87
- Jane Hilt1978-79
- Nicole Hintz1997-98
- Lynn Hollinger1981
- Pam Hope1993
- Liz Hudson2000-02
- Rebecca Huffman1992-93
- Buddy Hussey1979-80
- Lisa Ice1982-83, 85-86
- Brenda Irby1994



Erin Ginney is one of 20 San Jose State players to have a 20/20 match. She had 23 kills and 21 digs against California on October 20, 1992. She was a second team All-Big West selection that season.

- Crystal Jacobs1980
- Taylor Japhet2009-11
- Natalie Jilka1996
- Brooke Jones1995-96
- Sandy Jones1982-83
- Brittany Julian2007
- Tanya Kamau1997-98
- Kim Kayser1980-83
- Crista Koch1992-93
- Tammy Kotnik1994
- Sydney LaFollette2012**
- Susie Laymon1986-89
- Savanah Leaf2011
- Michaela Leonard2012**
- Danielle Lewis2002-03
- Jennifer Liston1991-92
- Courtney Lorusso2006
- Christina Lukens1999-02
- Erika MacLennan1989-92
- Sarah McAtee2008-10
- Brenda McCarley1980
- Heather McPherson1987-90
- Rose Maasen1978-79
- Melissa Maddux2004-05
- Leilani Marple2010
- Alison Metzger1978-79, 81
- Kaci Miller2009
- Krista Miller2009-12

All-Time Roster



Niki Clement recorded 10 or more blocks twice during the 2005 season - 11 against Fresno State and 10 at San Francisco.

- Kylie Miraldi.....2008-11
- Trisha Moore1994
- Melissa Myers1995-98
- Karen Nabzeska1978
- Carrie Nash2003-04
- Wendy Need1981
- Sara Nelson1995-96
- Kimberly Noble.....2000-03
- Samantha O'Connell2011-12**
- Mary Alice O'Reilly2011-12**
- Jennifer Olewinski.....2001
- Gayle Olsen1981-83
- Danielle Orong.....2004-05



Cristin Rossman is one of two players in school history with at least two triple-doubles.

- Leslie Page.....1988-91
- Angie Papangellin.....1978
- Stephanie Pascucci.....1999-02
- Paola Paz-Soldan.....1994-95
- Thao Pham2006-09
- Kiley Pieper2011-12**
- Stacey Pizzio.....2001
- Katherine Powers1999-02
- Fran Pozzi2002
- Sandy Price1980
- Darleah Querubin2004
- Arlene Ringer.....1982-83
- Kari Roberson1985-88
- Cristin Rossman1991-94
- Dana Rudd.....2003-04
- Lindsey Rule.....2001-02
- Jane Saito.....1982-83
- Michelle Sarkees.....1996-99
- Sanya Satre.....1978-79
- Kami Schmedding1992-95
- Felicia Schulter1983-84
- Jennifer Senftleben2004-07
- Amy Shankle.....1988, 90-91
- Annie Shaughnessy1990
- Rebecca Shubin1991, 1993
- Jessie Shull2003-06
- Sheila Silvaggio1978
- Karli Silveira2001
- Savannah Smith1998-01
- Danielle Spier1984-87
- Joyce Sprout1979-82
- Mona Sualua1988-89
- Millie Swartzell1995, 97
- Angie Sylvas.....1995-96
- Sina Tautolo1997
- Sarah Taylor2007
- Dyana Thompson.....2003-06
- Capri Tirrell.....2011
- Gina Troxell.....1998-00
- Kristal Tsukano2006-09
- Katie Turner2009-12
- Mary Ann Wagner1987-90
- Darcy Walker1996-99
- Janine Ward.....1988-90
- Gina Watson.....1984-87
- Betsy Welsh1987-90
- Dawnis Wilson.....1988-91
- Leewitt Withrow1989-90
- Jessica Wlodarczyk.....2002-03
- Devan Wong.....2009
- Rachel Wulff.....1995



Brianna Blair is third all-time in kills with 1,608 and third in career kill attempts with 4,567. She was a 2001 first team All-WAC honoree and a 2001 WAC All-Tournament selection.

- Linda Wyatt.....1978
- Keri Yano1997
- Liz Yost2000-01
- Courtney Zellmer2007-10
- Sandy Zobel.....1980-81

Boldface indicates 2013 returnees



Tanya Hart was a two-time second team all-region selection. She is 10th all-time in blocks with 282.

San José State Sports Hall of Fame



1999 San José State Sports Hall of Fame Lisa Ice-Crespo, 1983-87 One of 13 Inaugural Inductees

Lisa was one of 13 inducted into the San José State University Sports Hall of Fame on November 5, 1999. She was a 1986 First Team All-American and 1985 Second Team All-American. In 1987, she was honored with the NCAA Top Six Award. Lisa was a member of the 1983 U.S. Olympic Festival Gold Medal Team. She is the San José State career leader in hitting percentage at .317. She previously held the match record for most digs at 38.



2000 San José State Sports Hall of Fame

Coach Dick Montgomery and Teri DeBusk-Schroeder were inducted into the San José State University Sports Hall of Fame on November 3, 2000. Teri was the second volleyball player to be inducted, following Lisa Ice-Crespo who was inducted in 1999. Dick was the first volleyball coach and one of five San José State coaches to be inducted in the Hall of Fame.



Dick Montgomery Head Coach, 1981-89

- Coaching record of 191-99 (.659)
- 1985 NorPac Coach of the Year
- Coached the 1984 team to a fourth place finish in the NCAA Tournament
- Five consecutive 20-win seasons
- Two NorPac Championships (1984 & 1985)

Teri DeBusk Setter, 1982-85

- 1985 First Team All-American
- 1985 NorPac Player of the Year
- 1984 & 1985 First Team All-NorPac
- 1983 Second Team All-NorPac
- Third all-time in assists with 2,692
- Member of the 1984 team which finished fourth at the NCAA Tournament



2006 Hall of Fame Sheila Silvaggio 1978 All-American

Sheila was the first volleyball All-American at San José State. In 1978, she led the Spartans to their fourth consecutive conference title and a national ranking with 34 victories. She was named to the 1978 AIA All-Tournament team and led the team to a seventh place finish at the AIA Nationals. After her career, Sheila was named a U.S. Volleyball Association All-American in 1984.



2010 Hall of Fame Linda Fournet 1984 All-American

Linda will be inducted into the SJSU Sports Hall of Fame on September 17, 2010. She was an honorable mention All-American in 1984 and an integral part of the Final Four team that season.




1984 Final Four Team



1984 NCAA Tournament - Fourth Place Finish

*Sitting (l to r): Linda Fournet, Teri DeBusk, Danielle Spier, Gina Watson.
Standing: Head coach Dick Montgomery, Julie Braymen, Felicia Schulter, Maria Healy, Christa Cook, Barbara Higgins and assistant coach Dave DeGroot.*



Linda Fournet was a 1984 Honorable Mention All-American.

1984 Highlights

- First San José State volleyball team to advance to the final four of volleyball.
- One honorable mention All-America selection - Linda Fournet
- Two first team All-NorPac Volleyball team selections - Teri DeBusk & Linda Fournet
- Two second team All-NorPac Volleyball team selections - Christa Cook & Felicia Schulter
- Two NorPac All-Freshman team selections - Julie Braymen & Barbara Higgins
- NorPac All-Tournament Team - Christa Cook (MVP), Teri DeBusk & Linda Fournet
- NorPac Newcomer of the Year - Barbara Higgins
- Four NCAA All-Northwest Regional team selections - Christa Cook, Teri DeBusk, Linda Fournet & Felicia Schulter



Barbara Higgins was the 1984 NorPac Newcomer of the Year. She holds the school career record for solo blocks with 107.



Postseason Appearances

1978 — 7th, AIA

Texas-Arlington def. San José State, 2-1
San José State def. Oregon, 2-0
San José State def. Hawaii, 2-1
San José State def. Pittsburgh, 2-0
San José State def. Alabama, 2-0
San José State def. Texas-Arlington, 1-0
San José State def. Hawaii, 1-0
Pepperdine def. San José State, 3-1
San Diego State def. San José State, 3-1
San José State def. Brigham Young, 3-2

1982 — Tied for 9th, NCAA

San José State def. UC Santa Barbara, 3-2
Hawaii def. San José State, 3-0

1983 — Tied for 17th, NCAA

Cal Poly SLO def. San José State, 3-1

1984 — 4th, NCAA

San José State def. Purdue, 3-1
San José State def. Oregon, 3-0
San José State def. Fresno State, 3-1
UCLA def. San José State, 3-0
Pacific def. San José State, 3-1

1985 — Tied for 9th, NCAA

San José State def. Long Beach State, 3-0
Cal Poly SLO def. San José State 3-0

1986 — Tied for 9th, NCAA

San José State def. Cal Poly SLO, 3-2
Hawaii def. San José State, 3-2

1987 — Tied for 9th, NCAA

San José State def. Idaho State, 3-0
Pacific def. San José State, 3-0

1988 — Tied for 17th, NCAA

San Diego State def. San José State, 3-1

1989 — Tied for 17th, NCAA

Pacific def. San José State, 3-0

1990 — Tied for 17th, NCAA

Long Beach State def. San José State, 3-0

1994 — 2nd Place, National Invitational Volleyball Championships

San José State def. American, 3-1
San José State def. Illinois State, 3-0
San José State def. Missouri, 3-0
San José State def. South Florida, 3-1
San José State def. San Diego, 3-2
CS Northridge def. San José State, 3-1

1998—NCAA Tournament

Colorado def. San José State, 3-0

2000—NCAA Tournament

Long Beach State def. San José State, 3-1

2001—NCAA Tournament

San José State def. Santa Clara, 3-2
Stanford def. San José State, 3-0

WAC Tournament Results

1996 – MG Grand Garden, Las Vegas, Nev.

Lost to Fresno State, 3-0

1997 – MG Grand Garden, Las Vegas, Nev.

Def. New Mexico, 3-0
Lost to BYU, 3-0

1998 – MG Grand Garden, Las Vegas, Nev.

Def. SMU, 3-0
Def. Colorado State, 3-2
Lost to Hawaii, 3-0 (semifinals)

2001 – The Event Center, San Jose, Calif.

Def. SMU, 3-0
Def. Nevada, 3-0 (semifinals)
Lost to Hawaii, 3-0 (finals)

2002 – Virginia Street Gym, Reno, Nev.

Def. Rice, 3-2
Lost to Hawaii (semifinals)

2003 – Virginia Street Gym, Reno, Nev.

Def. Fresno State, 3-2
Def. SMU, 3-1 (semifinals)
Lost to Hawaii, 3-0 (finals)

2004 – Virginia Street Gym, Reno, Nev.

Lost to Nevada, 3-0

2005 – Lawlor Events Center, Reno, Nev.

Lost to New Mexico State, 3-1

2006 – Lawlor Events Center, Reno, Nev.

Def. Nevada, 3-1
Lost to Hawaii, 3-0 (semifinals)

2007 – Pan American Center, Las Cruces, N.M.

Def. Utah State, 3-2
Lost to New Mexico State, 3-0 (semifinals)

2008 – Stan Sherri Center, Honolulu, Hawaii

Def. Utah State, 3-2
Lost to New Mexico State, 3-0 (semifinals)

2011 – Orleans Arena, Las Vegas, Nev.

Lost to New Mexico State, 3-0

2012 – Convocation Center, San Antonio, Texas

Lost to UTSA, 3-0

All-Tournament Team Selections

2001	Brianna Blair	Karli Silveira
	Stephanie Pascucci	
2002	Lindsey Rule	
2003	Allison Dillon	Kimberly Noble
	Carrie Nash	Jessie Shull
2006	Niki Clement	
2007	Keri Anglin	
2008	Colleen Burke	

NCAA Tournament Teams



**1978 AIA Tournament -
Seventh Place Finish**



**1982 NCAA Tournament -
Tied for Ninth Place**



**1983 NCAA Tournament -
Tied for Ninth Place**



**1985 NCAA Tournament -
Tied for Ninth Place**



**1986 NCAA Tournament -
Tied for Ninth Place**



**1987 NCAA Tournament -
Tied for Ninth Place**



**1988 NCAA Tournament -
Tied for 17th Place**



**1989 NCAA Tournament -
Tied for 17th Place**



**1990 NCAA Tournament -
Tied for 17th Place**



1998 NCAA Tournament Participant



2000 NCAA Tournament Participant



2001 NCAA Tournament Participant

Spartan Volleyball Coaching Records

	<u>No. of Seasons</u>	<u>Seasons</u>	<u>Wins</u>	<u>Losses</u>	<u>Ties</u>	<u>Pct.</u>
Oscar Crespo	6	2007-12	62	115	0	.350
Craig Choate	14	1993-2006	244	191	0	.561
John Corbeil	3	1990-92	47	39	0	.547
Dick Montgomery	9	1981-89	191	99	0	.659
Marti Brugler	1	1980	8	28	0	.222
Jane Ward	6	1974-79	105	56	8	.621
Totals	39	1974-2012	657	528	8	.554




Jane Ward



Marti Brugler




Dick Montgomery



John Corbeil



Craig Choate



Oscar Crespo

All-Time Series

OPPONENT	W	L	T	OPPONENT	W	L	T	OPPONENT	W	L	T
Air Force	3	0		Kansas	1	0		Santa Clara	28	14	
Alabama	2	0		Kentucky	2	1		Seattle U	3	1	
Alabama-Birmingham ...	2	0		Long Beach State	8	22	2	Seton Hall	2	0	
American	1	0		Louisiana Tech	18	2		South Florida	1	1	
Arizona	1	4	2	Louisiana State	1	0		Southern California	1	7	
Arizona State	4	1		Loyola (Baltimore)	1	0		Southern Illinois	1	0	
Arkansas State	0	1		Loyola Marchmont	3	4		Southern Methodist	10	3	
Auburn	1	0		Massachusetts	1	0		Southern Utah	2	0	
Boise State	16	8		Miami (Ohio)	0	1		Southwest Missouri State	1	0	
Brigham Young	3	4		Michigan State	0	1		Stanford	9	28	
Brown	2	0		Minnesota	0	1		Stephen F. Austin	1	0	
Buffalo	1	0		Missouri	1	0		Syracuse	1	0	
BYU-Hawaii	1	0		Montana	1	0		Tennessee	5	0	
Cal Poly	18	15		Montana State	1	2		Tennessee-Martin	1	0	
Cal Poly Pomona	1	0		Morehead State	1	0		Texas	4	3	
Cal State Bakersfield	4	1		Morgan State	1	0		Texas A&M	2	0	
Cal State Fullerton	22	4		Murray State	1	0		Texas-Arlington	3	2	
Cal State Northridge	6	8		Nebraska	3	0		Texas Christian	6	1	
California	24	15		Nevada	25	15		Texas-El Paso	8	4	
Canisius	0	1		New Hampshire	1	0		Texas-Pan American	2	0	
Central Arkansas	1	0		New Mexico	3	6		Texas-San Antonio	2	3	
Chamidae	1	0		New Mexico State	9	25		Texas State	1	1	
Charlotte	1	0		North Dakota	0	2		Texas Tech	2	1	
Chico State	1	0		Northern Arizona	2	1		Tulsa	10	0	
Colorado	1	1		Northwestern	5	1		UC Davis	4	0	
Colorado State	4	6		Northwestern State	2	0		UC Irvine	21	12	1
Creighton	2	0		Notre Dame	2	0		UC Riverside	2	1	
Denver	1	2		Ohio State	1	0		UC Santa Barbara	6	21	
Drake	0	1		Oklahoma	7	1		UCLA	1	7	
Duke	1	0		Oral Roberts	0	1		UNLV	5	0	
Duquesne	1	1		Oregon	9	2		Utah	1	4	
Eastern Michigan	2	0		Oregon State	10	2		Utah State	19	13	1
Eastern Washington	0	1		Pacific	10	40		Utah Valley	1	1	
Florida Atlantic	1	0		Penn State	2	1		Washington	6	2	
Fordham	1	0		Pepperdine	3	8		Washington State	7	1	
Fresno State	45	27		Pittsburgh	2	0		Weber State	4	2	
Gardner-Webb	1	0		Portland	2	3		West Virginia	1	0	
Georgia Tech	0	1		Portland State	5	1		Wisconsin	1	1	
Gonzaga	2	1		Providence	2	0		Wisconsin-Milwaukee ...	0	2	
Grambling	1	0		Puget Sound	1	0		Wyoming	3	2	
Hampton	1	0		Purdue	2	2		Xavier	0	1	
Harvard	1	0		Rice	9	2		Yale	2	0	
Hawaii	4	66		Sacramento State	6	8					
Hawaii-Hilo	1	2		St. John's	1	1					
Hofstra	2	0		Saint Mary's (Calif.)	14	9					
Houston	1	0		Sam Houston State	2	0					
Idaho	8	10		San Diego	4	1					
Idaho State	3	0		San Diego State	7	15					
Illinois State	1	0	1	San Francisco	31	7					
Illinois	1	0		San Francisco State	3	0					

* – records begin with 1977 season

Year-By-Year Records

YEAR	W-L	PCT.	CONFERENCE		NATIONAL		HEAD COACH
			RECORD	FINISH	FINISH		
1974	10-4	.714		1st NCIAC	—	Jane Ward	
1975	17-5	.773		1st NCIAC	—	Jane Ward	
1976	12-10-1	.543		1st NCIAC	—	Jane Ward	
1977	17-10-1	.625	10-2	1st NorCal	—	Jane Ward	
1978	34-14-1	.704	11-1	1st NorCal	7th	Jane Ward	
1979	15-13-5	.530	7-5	3rd NorCal	—	Jane Ward	
1980	8-28	.222	3-9	5th NorCal	—	Marti Brugler	
1981	14-16	.467	5-7	4th NorCal	—	Dick Montgomery	
1982	21-10	.677	11-3	3rd NorPac	9th	Dick Montgomery	
1983	19-11	.633	6-3	5th NorPac	17th	Dick Montgomery	
1984	26-11	.703	11-1	1st NorPac	4th	Dick Montgomery	
1985	27-7	.794	12-0	1st NorPac	9th	Dick Montgomery	
1986	28-7	.800	13-5	3rd PCAA	9th	Dick Montgomery	
1987	21-10	.677	12-6	3rd PCAA	9th	Dick Montgomery	
1988	21-14	.600	8-10	6th Big West	17th	Dick Montgomery	
1989	14-13	.519	7-11	7th Big West	17th	Dick Montgomery	
1990	21-8	.724	12-6	5th Big West	17th	John Corbeil	
1991	12-14	.462	7-11	6th Big West	—	John Corbelli	
1992	14-17	.452	9-9	5th Big West	—	John Corbelli	
1993	16-13	.552	9-9	5th Big West	—	Craig Choate	
1994	23-12	.657	10-8	5th Big West	—	Craig Choate	
1995	14-17	.452	6-12	7th Big West	—	Craig Choate	
1996	10-20	.333	5-11	6th WAC Pac.	—	Craig Choate	
1997	17-14	.548	7-7	4th WAC Pac.	—	Craig Choate	
1998	21-12	.636	7-7	4th WAC Pac.	—	Craig Choate	
1999	25-6	.806	11-3	2 nd WAC	—	Craig Choate	
2000	22-10	.688	13-3	2 nd WAC	—	Craig Choate	
2001	25-8	.758	9-4	2 nd WAC	24 th	Craig Choate	
2002	15-17	.469	7-6	4th WAC	—	Craig Choate	
2003	10-20	.333	6-7	4th WAC	—	Craig Choate	
2004	15-13	.536	5-8	6 th WAC	—	Craig Choate	
2005	12-17	.414	7-9	T5 th WAC	—	Craig Choate	
2006	19-12	.613	9-7	T4 th WAC	—	Craig Choate	
2007	14-15	.483	7-9	6 th WAC	—	Oscar Crespo	
2008	13-18	.419	7-9	5 th WAC	—	Oscar Crespo	
2009	1-27	.036	1-15	9 th WAC	—	Oscar Crespo	
2010	8-22	.267	3-13	8 th WAC	—	Oscar Crespo	
2011	12-17	.414	6-8	6 th WAC	—	Oscar Crespo	
2012	14-16	.467	9-9	T6 th WAC	—	Oscar Crespo	
TOTALS	657-528-8	.554	288-253	.532			

Year-By-Year Scores

1977 (17-10-1, 10-2)

9/27	W	at UC Davis3-0
10/1		SJSU INVITATIONAL	
	W	PEPPERDINE2-1
	W	SAN FRANCISCO ST	...2-0
	W	FRESNO STATE2-0
	L	CSU NORTHRIDGE2-0
	L	PEPPERDINE2-0
10/7	L	at California3-2
10/11	W	SAN FRANCISCO3-0
10/14	W	at Pacific3-1
10/15	L	USC3-0
10/17	W	SANTA CLARA3-0
10/20	L	at Stanford3-1
10/21	L	at UCLA3-1
10/22		at Pepperdine Tournament	
	L	Fullerton2-0
	L	San Diego State2-1
	L	Pepperdine2-1
10/25	W	CALIFORNIA3-0
10/28	W	at Fresno State3-0
11/3	W	PACIFIC3-0
11/4-5		at UCLA Tournament	
	W	Nebraska2-0
	W	Portland State2-0
	L	USC2-0
	W	Arizona State2-0
	T	Long Beach State1-1
11/7	W	at Santa Clara3-0
11/9	W	at San Francisco3-0
11/18	W	FRESNO STATE	
11/19	W	STANFORD	

1978 (34-14-1, 11-1)

9/20	L	UC IRVINE3-0
9/22		SJSU INVITATIONAL (2nd)	
	W	SAN FRANCISCO ST	...2-0
	W	CSU NORTHRIDGE2-0
	W	CHICO STATE2-0
	W	PACIFIC2-1
	L	LONG BEACH STATE	..2-1
	W	PACIFIC2-0
	L	LONG BEACH STATE	..2-0
10/3	W	at California3-0
10/5	W	STANFORD3-1
10/6-7		at California Invite (1st)	
	W	San Francisco State	...2-0
	W	Portland State2-0

	W	Nevada-Reno2-0
	W	California3-2
	W	San Diego3-0
10/10	W	SAN FRANCISCO3-0
10/13	W	at Fresno State3-0
10/14	L	UCLA3-1
10/17	W	PACIFIC3-0
10/18	L	at Hawaii3-1
10/19	W	at BYU-Hawaii3-0
10/20	L	at Hawaii3-2
10/21	W	at Hawaii-Hilo3-1
10/25	W	SANTA CLARA3-0
10/27	W	at Stanford3-1
10/30	W	at San Francisco3-0
11/2-4		at UCLA Invitational (5th)	
	W	Washington State2-0
	W	Western Ontario2-0
	W	USC2-0
	L	Pepperdine2-0
	T	Arizona1-1
	L	Hawaii2-0
11/7	W	CALIFORNIA3-2
11/10	W	FRESNO STATE3-0
11/14	W	at Santa Clara3-0
11/16	L	at Pacific3-2
11/23-24		at AIAW Regionals (4th)	
	L	San Diego State2-0
	W	Sacramento State2-0
	W	Long Beach State2-1
	L	UCLA2-0
12/7-9		at AIAW Nationals (7th)	
	L	Texas-Arlington2-1
	W	Oregon2-0
	W	Hawaii2-1
	W	Pittsburgh2-0
	W	Alabama2-0
	W	Texas-Arlington1-0
	W	Hawaii1-0
	L	Pepperdine3-1
	L	San Diego State3-1
	W	BYU3-2

1979 (15-13-5, 7-5)

9/28-29		SJSU INVITATIONAL (2nd)	
	W	New Mexico State2-1
	W	UC Santa Barbara2-1
	W	Stanford2-0
	W	Fresno State2-0
	L	Stanford2-1



Kim Kayser played at San José State from 1980-83, and led the 1983 team with 253 kills.

	W	CSU Northridge2-0
	W	UC Irvine2-1
	W	Stanford2-0
	L	Pacific2-0
10/3	L	at Fresno State3-1
10/5	L	at UCLA3-0
10/7	W	at Arizona3-1
10/9	W	at USF3-0
10/12	W	at Stanford3-2
10/13	L	at Pacific3-0
10/17	L	at Hawaii3-0
10/18	L	at Hawaii3-1
10/20	L	at Hawaii-Hilo3-2
10/22	W	at Santa Clara3-2
10/25	L	CALIFORNIA3-1
10/26	W	FRESNO STATE3-0
10/27	L	HAWAII3-1
11/2		at UCLA Invitational	
	T	UC Irvine1-1
	T	Arizona1-1
	T	Long Beach State1-1
	T	Illinois State1-1
	T	Utah State1-1
11/6	W	USF3-1
11/8	L	STANFORD3-1
11/10	W	at California3-1
11/13	L	PACIFIC3-1
11/14	W	SANTA CLARA3-0
11/18	L	HAWAII-HILO3-1

Year-By-Year Scores

1980 (8-28, 3-9)

9/12	L	ARIZONA STATE	3-2
9/17	W	OHIO STATE	3-2
9/19-20		at San Diego State Invite		
	L	New Mexico State	2-1
	L	UC Irvine	2-1
	L	Washington	2-0
	L	USC	2-0
9/26-27		SJSU INVITATIONAL (7th)		
	L	CAL POLY SLO	2-0
	L	PURDUE	2-0
	W	TENNESSEE	2-0
	W	UC IRVINE	2-0
	L	TEXAS	2-0
	L	UC IRVINE	2-0
10/3-4		at Berkeley Invite (7th)		
	L	Portland State	3-0
	L	Stanford	3-0
	L	Oregon	2-1
	W	Fresno State	2-0
10/8	W	USF	3-0
10/10	L	STANFORD	3-0
10/16	L	PACIFIC	3-0
10/18	L	at California	3-0
10/22	L	FRESNO STATE	3-1
10/23	W	SANTA CLARA	3-2
10/24	L	at Long Beach State	3-0
10/25	L	at Pepperdine	3-1
10/29	L	at Stanford	3-1
10/31-11/1		at UCLA Invitational		
	L	UCLA	2-0
	L	BYU	2-1
	L	Pepperdine	2-0
	L	Hawaii	2-0
	W	Texas	2-0
11/6	L	CALIFORNIA	2-1
11/7	L	UC SANTA BARBARA	3-0
11/8	W	at USF	3-0
11/13	L	at Pacific	3-0
11/20	L	at Santa Clara	3-1
11/21	L	at Fresno State	3-0

1981 (14-16, 5-7)

9/9	W	OREGON STATE	3-0
9/16	W	NORTHWESTERN	3-1
9/17-19		at SDSU Invitational		
	L	Stanford	2-0
	W	BYU	2-1

	W	Oklahoma	2-1
	L	San Diego State	2-0
	L	Montana State	2-1
9/25-26		SPARTAN SHOPS INVITE		
	L	CAL POLY SLO	2-0
	W	OREGON	2-0
	L	STANFORD	2-0
	L	NEW MEXICO	2-0
	W	OREGON	2-0
	L	PEPPERDINE	2-0
10/6	W	at USF	3-0
10/8	L	at California	3-0
10/13	L	at Pacific	3-0
10/16	W	SANTA CLARA	3-0
10/17	W	LONG BEACH STATE	3-2
10/23	L	at Fresno State	3-0
10/24	L	at Cal Poly SLO	3-0
10/26	W	USF	3-0
10/29	L	at Stanford	3-0
11/2	L	CALIFORNIA	3-1
11/4	L	PACIFIC	3-0
11/6	L	at Long Beach State	3-1
11/7	W	at UC Irvine	3-0
11/10	W	FRESNO STATE	3-2
11/12	W	at Santa Clara	3-0
11/13	W	CS FULLERTON	3-2
11/18	L	STANFORD	3-0

1982 (21-10, 11-3)

9/13	L	at Pacific	3-0
9/15	L	NORTHWESTERN	2-0
9/17	W	MONTANA	3-1
9/21	W	WASHINGTON	3-0
9/24-25		SPARTAN SHOPS INVITE		
	W	WASHINGTON	3-0
	L	STANFORD	3-1
	W	TEXAS	3-2
	L	CAL POLY SLO	3-2
9/29	W	WASHINGTON STATE	3-0
10/5	W	SANTA CLARA	3-0
10/6	W	at USF	3-0
10/8-9		at Oklahoma Sooner Invite		
	W	Oklahoma	3-0
	W	Nebraska	3-1
	W	Kansas	3-0
	W	Texas	3-0
10/12	W	CALIFORNIA	3-2
10/16	L	at Cal Poly SLO	3-1

10/22	W	at Oregon State	3-0
10/23	W	at Oregon	3-0
10/26	W	USF	3-0
10/27	W	at Fresno State	3-0
10/30	L	at Stanford	3-0
11/2	W	FRESNO STATE	3-0
11/4	W	at Santa Clara	3-1
11/9	L	PACIFIC	3-1
11/13	W	PEPPERDINE	3-0
11/16	L	at California	3-1
11/19-20		at NorPac Tourney (3rd)		
	L	California	3-2
	W	Oregon State	3-0
12/3		NCAA First Round		
	W	at UC Santa Barbara	3-2
12/10		NCAA Northwest Regional		
	L	at Hawaii	3-0

1983 (19-11, 6-3)

9/12	W	UTAH STATE	3-2
9/14	W	NORTHWESTERN	3-2
9/16	W	at USF	3-0
9/20	W	FRESNO STATE	3-0
9/23-24		SPARTAN SHOPS INVITE		
	L	UC SANTA BARBARA	3-0
	L	STANFORD	3-2
	L	TEXAS	3-1
	W	CAL POLY SLO	3-2
9/27	W	at Santa Clara	3-0



Maria Healy is ninth all-time in blocks with 270. She had 82 solo blocks from 1983-86.

Year-By-Year Scores

9/28	W	USF	3-0
9/30-10/1	at Berkeley/Dolphin Invite			
	W	Nevada-Reno	3-0
	W	Wyoming	3-0
	W	California	3-1
10/7	W	at Fresno State	3-2
10/8	W	UC IRVINE	3-1
10/11	L	PACIFIC	3-2
10/14	W	at Washington	3-1
10/15	W	at Washington State	3-1
10/18	W	SANTA CLARA	3-0
10/20	W	at Tennessee	3-0
10/21	L	at Kentucky	3-1
10/22	W	Penn St. (@Kentucky)	3-0
10/26	W	CALIFORNIA	3-0
10/29	L	Cal Poly SLO	3-1
11/2	L	at Pacific	3-0
11/9	L	HAWAII	3-0
11/11	L	OREGON STATE	3-2
11/12	L	OREGON	3-2
11/15	W	LOYOLA MARYMOUNT	3-0
12/2	at NCAA First Round			
	L	at Cal Poly SLO	3-1
1984 (26-11, 11-1)				
9/7-8	at UC Davis/Western Invite (2nd)			
	L	Oregon State	2-1
	W	Sacramento State	2-1
	W	Portland State	2-0
	L	CSU Northridge	2-1
9/11	W	NORTHWESTERN	3-1
9/15	L	at Stanford	3-1
9/18	W	at Santa Clara	3-2
9/20-22	SPARTAN SHOPS INVITE			
	W	COLORADO STATE	3-0
	L	CAL POLY SLO	3-0
	L	TEXAS	3-0
9/25	W	at USF	3-0
9/29	W	FRESNO STATE	3-0
10/2	W	PACIFIC	3-2
10/5	W	WASHINGTON	3-0
10/6	W	WASHINGTON STATE	3-0
10/12	W	at Oregon	3-1
10/13	W	at Oregon State	3-1
10/16	W	CALIFORNIA	3-1
10/17	W	USF	3-0
10/20	W	SAN DIEGO STATE	3-2
10/24	W	SANTA CLARA	3-0



Teri DeBusk was a first team All-American and NorPac "Player of the Year" in 1985. She was a two-time first team all-conference pick.

10/26	L	USC	3-0
10/30	W	at California	3-1
10/31	L	at Pacific	3-1
11/3	W	at Kentucky	3-0
11/4	W	at Kentucky	3-0
11/6	W	at Tennessee	3-0
11/9	L	at Fresno State	3-0
11/10	W	LOYOLA MARYMOUNT	3-0
11/16-17	NORPAC CHAMPIONSHIPS			
	W	OREGON STATE	3-1
	W	FRESNO STATE	3-1
11/20	L	PURDUE	3-2
11/29	NCAA First Round			
	W	PURDUE	3-1
12/7-8	at NCAA Regionals at Cal Poly SLO			
	W	Oregon	3-0
	W	Fresno State	3-1
12/14-16	at NCAA Championship at UCLA			
	L	UCLA	3-0
	L	Pacific	3-1

1985 (27-7, 12-0)

9/7-8	at UC Davis/Western Invite			
	W	Cal Poly Pomona	2-0
	W	CSU Northridge	2-0
	W	California	2-0
	W	Santa Clara	2-0
	W	California	2-1

9/11	W	at USF	3-0
9/12	W	NORTHWESTERN	3-0
9/17	L	PACIFIC	3-1
9/20-21	SPARTAN SHOPS INVITE			
	W	NEBRASKA	3-1
	W	COLORADO STATE	3-0
	L	STANFORD	3-2
9/26	W	TEXAS	3-0
9/28	W	at San Diego State	3-2
10/3	W	at Santa Clara	3-0
10/5	W	at Fresno State	3-1
10/8	W	at California	3-0
10/11	L	at Stanford	3-0
10/14	W	DUKE	3-1
10/16	W	SANTA CLARA	3-0
10/18	W	at Washington State	3-0
10/19	W	at Washington	3-0
10/25	W	OREGON STATE	3-0
10/26	W	OREGON	3-1
10/29	W	FRESNO STATE	3-1
11/2	L	USC	3-2
11/5	W	CALIFORNIA	3-0
11/15	W	WASHINGTON	3-0
11/16	W	WASHINGTON STATE	3-0
11/16-17	at UOP/Wendy's Classic			
	L	Pacific	3-0
	L	Stanford	3-0
11/22	W	at Oregon	3-1
11/23	W	at Oregon State	3-0
12/5	NCAA First Round			
	W	LONG BEACH STATE	3-0
12/13	at NCAA Regionals at Pacific			
	L	Cal Poly SLO	3-0

1986 (28-7, 13-5)

9/5-6	at UC Davis/Western Invite			
	W	California	2-0
	W	UCLA	2-0
9/12-13	at Illini Classic (1st)			
	W	Penn State	3-0
	W	Illinois	3-1
9/17	W	STANFORD	3-2
9/19	W	OKLAHOMA	3-0
9/20	W	OKLAHOMA	3-0
9/22	W	LONG BEACH STATE	3-0
9/24	W	CALIFORNIA	3-1
9/27	W	at Cal State Fullerton	3-0

Year-By-Year Scores

9/29 L at San Diego State.....3-2
 10/4 W CAL POLY SLO3-1
 10/6 W FRESNO STATE.....3-0
 10/9-10 at Stanford/Josten's
 Invitational (1st)
 W Colorado State.....3-1
 W Stanford.....3-1
 10/14 W SANTA CLARA3-0
 10/16 L at Hawaii3-0
 10/17 W at Hawaii3-2
 10/20 W UC IRVINE3-1
 10/22 L at Pacific.....3-1
 10/24 W at Cal Poly SLO3-2
 10/25 L at UC Santa Barbara..3-1
 10/31 W SAN DIEGO STATE3-1
 11/1 W CS FULLERTON.....3-0
 11/4 W at California.....3-0
 11/7 W at Long Beach State..3-0
 11/8 W at UC Irvine3-0
 11/11 W NEVADA-RENO.....3-0
 11/13 W UC SANTA BARBARA..3-1
 11/14 W at Fresno State3-0
 11/18 L PACIFIC3-1
 11/20-21 at PCAA Tournament (3rd)
 W Cal Poly SLO3-1
 L Hawaii3-1
 12/4 NCAA First Round
 W CAL POLY SLO3-1
 12/12 at NCAA Regionals
 L Hawaii3-2

1987 (21-10, 12-6)

9/11-12 at UC Davis/Western Invite(1st)
 W Puget Sound.....2-0
 W SW Missouri State.....2-0
 W Wisconsin2-0
 9/18 W FRESNO STATE.....3-0
 9/19 W SAN DIEGO STATE3-1
 9/22 W at USF.....3-1
 9/25 W at Cal Poly SLO3-2
 9/26 W at UC Santa Barbara..3-2
 9/29 W at Santa Clara3-1
 10/2 W at UC Irvine3-1
 10/3 L at Long Beach State..3-0
 10/6 L STANFORD.....3-1
 10/7 W at Fresno State3-1
 10/13 W CAL POLY SLO3-0
 10/14 W at Sacramento State..3-0

10/17 W CS FULLERTON.....3-0
 10/20 L at Stanford3-1
 10/22 L at San Diego State.....3-0
 10/23 W at CS Fullerton3-1
 10/27 L at Pacific.....3-0
 10/30 L HAWAII.....3-2
 10/31 L HAWAII.....3-0
 11/3 W at California.....3-0
 11/6 W LONG BEACH STATE ..3-1
 11/7 W UC IRVINE3-0
 11/10 L PACIFIC3-1
 11/14 W UC SANTA BARBARA..3-1
 11/20 L at Colorado State3-1
 11/21 W at Wyoming3-2
 12/3 NCAA First Round
 W IDAHO STATE3-0
 12/10 at NCAA Regionals
 at Hawaii
 L Pacific.....3-0

1988 (21-14, 8-10)

9/1-3 at Utah/Lady Ute Invite (1st)
 W Weber State3-1
 W Utah3-0
 W Texas Tech.....3-1
 W Southern Utah State..3-0
 W Oregon State3-1
 W Oregon State3-0
 W Weber State3-1
 9/16 W at St. Mary's.....3-0
 9/20 W at USF.....3-0
 9/23 W FRESNO STATE.....3-2
 9/24 W TEXAS A&M.....3-0
 9/27 L STANFORD.....3-0
 9/30 W CAL POLY SLO3-2
 10/1 W UC SANTA BARBARA..3-0
 10/4 W SANTA CLARA3-1
 10/7 W at UC Irvine3-1
 10/8 L at Long Beach State..3-0
 10/11 L at California.....3-2
 10/15 L at Pacific.....3-0
 10/18 W at Fresno State3-0
 10/19 W NOTRE DAME.....3-2
 10/21 W CS FULLERTON.....3-1
 10/22 W SAN DIEGO STATE3-2
 10/25 L at Stanford3-1
 10/28 L at UC Santa Barbara..3-1
 10/29 L at Cal Poly SLO3-1

11/4 L UC IRVINE3-2
 11/5 L LONG BEACH STATE ..3-2
 11/11 L at Hawaii3-0
 11/12 L at Hawaii3-0
 11/15 L PACIFIC3-0
 11/18 W at Cal State Fullerton..3-1
 11/19 L at San Diego State.....3-1
 11/21 W CALIFORNIA.....3-0
 12/3 NCAA FIRST ROUND
 L SAN DIEGO STATE3-1

1989 (14-13, 7-11)

9/8-9 at Purdue Tournament (1st)
 W Colorado3-0
 L Penn State3-2
 W Purdue3-0
 9/19 W ST. MARY'S.....3-0
 9/22 L at Fresno State3-0
 9/24 W at Nevada-Reno.....3-0
 9/26 L at Pacific.....3-1
 9/29 L at UC Santa Barbara..3-1
 9/30 W at Cal Poly SLO3-0
 10/6 W LONG BEACH STATE ..3-1
 10/7 L UC IRVINE3-0
 10/10 W CALIFORNIA.....3-0
 10/14 W FRESNO STATE.....3-0
 10/17 at USF - cancelled,
 earthquake
 10/20 L at San Diego State.....3-0
 10/21 W at Cal State Fullerton..3-0
 10/24 W STANFORD.....3-1
 10/27 W CAL POLY SLO3-1
 10/28 L UC SANTA BARBARA..3-1
 10/31 W at Santa Clara3-0
 11/3 L at Long Beach State..3-0
 11/4 W at UC Irvine3-0
 11/10 L HAWAII.....3-1
 11/11 L HAWAII.....3-0
 11/14 L PACIFIC3-0
 11/17 W CS FULLERTON.....3-0
 11/18 L SAN DIEGO STATE3-2
 12/2 at NCAA First Round
 at Pacific
 L Pacific.....3-0

Year-By-Year Scores

1990 (21-8, 12-6)

8/31 W at California.....3-2
 9/12 W at St. Mary's.....3-1
 9/15 W TEXAS-ARLINGTON ...3-0
 9/18 W at Pacific.....3-2
 9/21 W USF.....3-0
 9/22 W FRESNO STATE.....3-0
 9/25 L UC SANTA BARBARA.3-2
 9/28 W UTAH STATE.....3-0
 9/29 W UTAH STATE.....3-0
 10/2 W SANTA CLARA3-0
 10/5 W at New Mexico3-2
 10/6 W at New Mexico State.3-1
 10/8 W at Cal State Fullerton 3-1
 10/12 W LONG BEACH STATE ..3-2
 10/14 W UC IRVINE3-2
 10/19 W at Fresno State.....3-0
 10/23 L PACIFIC3-1
 10/25 L at Hawaii3-0
 10/26 L at Hawaii3-0
 10/27 W at Chaminade.....3-0
 10/31 W CAL POLY SLO3-0
 11/1 W NEW MEXICO STATE ..3-0
 11/8 L at Long Beach State ..3-0
 11/9 W at UC Irvine3-0
 11/11 W OKLAHOMA3-0
 11/15 W CS FULLERTON.....3-0
 11/17 L at UC Santa Barbara ..3-0
 11/20 L at Stanford3-0
 12/1 at NCAA First Round
 L Long Beach State.....3-0

1991 (12-14, 7-11)

9/6-7 at California Tournament
 W California.....3-1
 W Oklahoma.....3-1
 9/14 L at USF.....3-2
 9/19 W CS FULLERTON.....3-1
 9/20 L UC SANTA BARBARA.3-1
 9/27 L at Pacific.....3-0
 9/28 L at Fresno State3-0
 9/30 W NEW MEXICO STATE ..3-1
 10/3-4 at Stanford Tournament (3rd)
 L New Mexico3-0
 W Notre Dame3-2
 10/7 L HAWAII.....3-1
 10/8 L HAWAII.....3-0
 10/15 W at Santa Clara3-2
 10/18 L at Long Beach State ..3-0
 10/19 W at UC Irvine3-2
 10/25 L FRESNO STATE.....3-1
 10/26 L PACIFIC3-0
 10/29 L STANFORD.....3-0
 11/1 W at Utah State.....3-0
 11/2 W at Utah State.....3-0
 11/9 L at New Mexico State.3-1
 11/14 W UC IRVINE3-0
 11/16 L LONG BEACH STATE ..3-1
 11/19 W ST. MARY'S.....3-1
 11/22 W at Cal State Fullerton 3-2
 11/23 L UC Santa Barbara.....3-0

1992 (14-17, 9-9)

9/4-5 at Dan Gamel Invitational
 L Santa Clara3-0
 W Fresno State.....3-2
 L Pepperdine3-1
 L Arizona3-1
 9/11-12 at UCSB Invitational
 W Morehead State.....3-0
 W Loyola Marymount...3-1
 L Colorado State.....3-1
 L UC Santa Barbara.....3-0
 9/17 L at Hawaii3-1
 9/19 L at Hawaii3-0
 9/26 W at New Mexico State.3-1
 10/1 L LONG BEACH STATE ..3-0
 10/3 W UC IRVINE3-0
 10/6 L at Cal Poly SLO3-1
 10/9 L CS NORTHRIDGE3-0
 10/10 W NEW MEXICO STATE ..3-1
 10/14 L PACIFIC3-1
 10/17 W NEVADA.....3-1
 10/20 W CALIFORNIA.....3-2
 10/23 L at UC Santa Barbara ..3-0
 10/24 W at Cal State Fullerton 3-0
 10/30 L at UC Irvine3-2
 10/31 L at Long Beach State ..3-0
 11/5 W CS FULLERTON.....3-0
 11/7 L UC SANTA BARBARA.3-0
 11/10 W CAL POLY SLO3-0
 11/13 W at Nevada3-1
 11/14 L at Pacific.....3-0
 11/20 W UTAH STATE.....3-0
 11/21 W UTAH STATE.....3-1
 11/24 L at Stanford3-0



1993 Season Information

1993 SAN JOSÉ STATE VOLLEYBALL ROSTER

NO	NAME	POS	HT	YR	HOMETOWN/LAST SCHOOL
1	Pam Hope	S	5-10	SR	Glendale, Ariz./San Diego State
2	Crista Koch	OH	5-11	SO	Milpitas, Calif./Milpitas HS
3	Rebecca Huffman	OH	5-8	JR	San Jose, Calif./DeAnza College
4	Tanya Hart	OH	5-8	JR	Redwood City, Calif./Woodside HS
5	Shane Donnellon	OH	5-10	JR	Santa Barbara, Calif./Santa Barbara HS
6	Lesley Locke	MB	6-5	FR	Santa Barbara, Calif./Dos Pueblos HS
7	Kami Schmedding	MB/OH	6-0	SO	Solana Beach, Calif./Torrey Pines HS
8	Melizza Benitez	S	5-8	SO	Orange, Calif./El Modena HS
9	Erin Ginney	OH	5-10	SR	Tahoe City, Calif./North Tahoe HS
10	Rebecca Shubin	OH	5-10	JR	Rowland Heights, Calif./Rowland Heights HS
12	Paola Paz-Soldan	OH	6-1	JR	Lima, Peru/Fresno State
13	Cristin Rossman	MB	6-0	JR	Huntington Beach, Calif./Marina HS
14	Tricia Rossman	S	5-8	FR	Huntington Beach, Calif./Marina HS
16	Sue Choe	OH	5-11	FR	Union City, Calif./James Logan HS

HEAD COACH: Craig Choate (1st season)

ASSISTANT COACH: Ted Gilkey

1993 Final Statistics

Player	MP	S	K	K/S	E	TA	Pct	A	SA	SE	RE	DIG	D/S	BS	BA	TB	B/S	BE	BHE	PTS
Erin Ginney	29	102	400	3.92	194	1092	.189	9	30	54	53	263	2.58	7	56	63	0.62	9	4	465.0
Crista Koch	26	88	370	4.20	115	999	.255	28	29	45	30	280	3.18	16	47	63	0.72	18	2	438.5
Tanya Hart	29	101	312	3.09	111	709	.283	9	14	35	2	170	1.68	22	104	126	1.25	39	7	400.0
Shane Donnellon	29	100	189	1.89	106	533	.156	31	21	47	31	252	2.52	2	35	37	0.37	8	7	229.5
Cristin Rossman	15	46	76	1.65	27	165	.297	6	31	43	3	63	1.37	8	48	56	1.22	11	0	139.0
Kami Schmedding	18	52	65	1.25	21	156	.282	7	12	29	4	91	1.75	5	41	46	0.88	11	5	102.5
Pam Hope	29	93	53	0.57	16	124	.298	1109	19	24	2	181	1.95	4	71	75	0.81	7	48	111.5
Rebecca Shubin	19	49	23	0.47	13	81	.123	6	12	20	7	63	1.29	1	8	9	0.18	5	5	40.0
Sue Choe	23	64	12	0.19	12	41	.000	1	17	31	6	67	1.05	0	9	9	0.14	3	1	33.5
Rebecca Huffman	23	32	3	0.09	1	9	.222	1	0	3	4	32	1.00	0	1	1	0.03	0	0	3.5
Melizza Benitez	21	46	1	0.02	1	4	.000	116	10	8	1	31	0.67	2	7	9	0.20	4	4	16.5
Lesley Locke	1	1	0	0.00	0	0	.000	0	0	0	0	0	0.00	0	0	0	0.00	0	0	0.0
SJSU totals	29	102	1504	14.75	617	3913	.227	1323	195	339	151	1493	14.64	67	427	280.5	2.75	115	83	1979.5
Opp totals	29	102	1467	14.38	695	3889	.199	1244	151	256	195	1638	16.06	53	437	271.5	2.66	93	59	1889.5

1993 Final Results (16-13, 9-9 WAC)

9/3-4	at Dan Gamel Invitational (1st)	10/2	L	at UC Irvine.....	3-1
W	Texas A&M.....	10/7	L	UC SANTA BARBARA.....	3-0
W	Fresno State.....	10/9	W	CAL STATE FULLERTON.....	3-0
W	Cal State Fullerton.....	10/15	L	at Pacific.....	3-0
W	Cal Poly SLO.....	10/16	W	at Nevada.....	3-0
9/10-11	at UCSB Invitational	10/23	W	at New Mexico State.....	3-0
L	Santa Clara.....	10/28	W	UC IRVINE.....	3-0
L	USC.....	10/31	L	LONG BEACH STATE.....	3-0
L	Fresno State.....	11/2	W	CAL POLY SLO.....	3-1
9/14	W HAWAII.....	11/6	L	at UC Santa Barbara.....	3-1
9/15	L HAWAII.....	11/10	W	at USF.....	3-2
9/17	L at Utah State.....	11/15	L	PACIFIC.....	3-0
9/18	W at Utah State.....	11/19	W	at Cal State Fullerton.....	3-0
9/25	W NEW MEXICO STATE.....	11/20	W	at Cal State Northridge.....	3-0
9/28	L at Stanford.....	11/23	W	NEVADA.....	3-1
10/1	L at Long Beach State.....				

1994 Season Information

1994 SAN JOSÉ STATE VOLLEYBALL ROSTER

NO	NAME	POS	HT	YR	HOMETOWN/LAST SCHOOL
2	Paola Paz-Soldan	OH	6-1	JR	Lima, Peru/Fresno State
4	Tanya Hart	MB	5-8	SR	Redwood City, Calif./Woodside HS
5	Shane Donnellon	OH	5-10	SR	Santa Barbara, Calif./Santa Barbara HS
7	Kami Schmedding	MB/OH	6-0	JR	Solana Beach, Calif./Torrey Pines HS
8	Trisha Moore	S	5-9	FR	San Jose, Calif./Leland HS
9	Melizza Benitez	S	5-8	JR	Orange, Calif./El Modena HS
10	Brenda Irby	OH	5-9	SR	Las Vegas, Nev./Fresno State
11	Tammy Kotnik	OH	5-10	SO	San Diego, Calif./Mesa JC
13	Cristin Rossman	MB	6-0	SR	Huntington Beach, Calif./Marina HS
15	Jill Burningham	MB	6-1	FR	Chula Vista, Calif./Bonita Vista HS

HEAD COACH: Craig Choate (2nd season)

ASSISTANT COACHES: Rich Cortez & Ted Gilkey

1994 Final Statistics

Player	MP	S	K	K/S	E	TA	Pct	A	SA	SE	RE	DIG	D/S	BS	BA	TB	B/S	BE	BHE	PTS
Paola Paz-Soldan	32	104	526	5.06	242	1159	.245	7	14	21	22	228	2.19	7	33	40	0.38	3	5	563.5
Cristin Rossman	35	121	427	3.53	154	845	.323	18	67	131	9	199	1.64	28	117	145	1.20	28	14	580.5
Tanya Hart	34	116	344	2.97	113	772	.299	18	27	26	4	190	1.64	23	95	118	1.02	33	13	441.5
Brenda Irby	35	122	239	1.96	137	661	.154	13	31	43	20	260	2.13	4	27	31	0.25	6	5	287.5
Kami Schmedding	35	119	221	1.86	110	643	.173	9	23	59	23	168	1.41	12	37	49	0.41	3	2	274.5
Shane Donnellon	35	122	160	1.31	115	501	.090	63	58	62	43	312	2.56	6	54	60	0.49	20	8	251.0
Melizza Benitez	35	115	70	0.61	14	152	.368	1563	15	38	2	227	1.97	6	87	93	0.81	14	71	134.5
Jennifer Gross	5	15	12	11	41	.024	0.80	1	3	6	4	20	1.33	1	1	2	0.13	1	0	16.5
Tammy Kotnik	11	18	2	0.11	0	4	.500	1	3	5	0	4	0.22	1	0	1	0.06	0	0	6.0
Trisha Moore	14	17	2	0.12	1	5	.200	85	0	4	0	9	0.53	0	1	1	0.06	0	2	2.5
Team totals	35	122	2003	16.42	897	4783	.231	1778	24	395	127	1617	13.25	88	452	314.0	2.57	108	120	2558.0
Opp totals	35	122	1592	13.05	800	4443	.178	1409	127	270	241	1554	12.74	61	604	363.0	2.98	92	82	2082.0

1994 Final Results (23-13, 10-8 WAC)

9/2-3	at Pacific Tournament	10/28	W	NEVADA	3-0
9/2	W Pepperdine	10/29	L	NEW MEXICO STATE	3-0
9/3	L Arizona	11/1	L	at California	3-2
9/9	at Utah Classic	11/4	L	at UC Santa Barbara	3-1
9/9	W Montana State	11/5	W	at Cal State Fullerton	3-0
9/9	L Utah	11/8	W	at Saint Mary's	3-0
9/10	W at BYU	11/11	L	LONG BEACH STATE	3-1
9/13	L at Pacific	11/12	W	UC IRVINE	3-0
9/20	W at Santa Clara	11/16	W	USF	3-0
9/23	W UTAH STATE	11/18	W	SACRAMENTO STATE	3-1
9/24	W UTAH STATE	11/19	W	PACIFIC	3-0
9/29	W at New Mexico State	11/26	W	at Cal Poly SLO	3-0
10/1	W at Nevada	at National Invitational Volleyball Championships (2nd)			
10/7	W CAL STATE FULLERTON	12/2	W	American	3-1
10/8	L UC SANTA BARBARA	12/2	W	Illinois State	3-0
10/14	W at UC Irvine	12/3	W	Missouri	3-1
10/15	L at Long Beach State	12/3	W	South Florida	3-1
10/21	L at Hawaii	12/4	W	San Diego - Semifinals	3-2
10/22	L at Hawaii	12/4	L	Cal St. Northridge-Championships	3-1



1995 SAN JOSÉ STATE VOLLEYBALL ROSTER

NO	NAME	POS	HT	YR	HOMETOWN/LAST SCHOOL
1	Brooke Jones	MB	6-1	JR	Moapa, Nev./Utah Valley State College
2	Paola Paz-Soldan	OH	6-1	SR	Lima, Peru/Fresno State U.
4	Brigette Clark	MB	6-0	JR	Christchurch, New Zealand/Canterbury U.
5	Sara Nelson	S	5-5	FR	Harbor City, Calif./Bishop Montgomery HS
6	Melissa Myers	OH/MB	6-2	FR	Stockton, Calif./Bear Creek HS
7	Kami Schmedding	MB/OH	6-0	SR	Solana Beach, Calif./Torrey Pines HS
8	Millie Swartzell	MB	6-0	JR	Livermore, Calif./Chabot JC
9	Melizza Benitez	S	5-8	SR	Orange, Calif./El Modena HS
12	Angie Sylvas	MB	6-0	FR	Las Vegas, Nev./Cimarron-Memorial HS
13	Rachel Wulff	S/OH	5-9	FR	Bakersfield, Calif./Bakersfield HS
15	Jill Burningham	MB	6-1	FR	Chula Vista, Calif./Bonita Vista HS

HEAD COACH: Craig Choate (3rd season)
ASSISTANT COACH: Rich Cortez
UNDERGRADUATE ASSISTANT: Tanya Hart

1995 Final Results (14-17, 6-12 BigWest)

9/1-2	at USF PowerBar Collegiate Invitational (1st)	10/4	L	HAWAII	3-0
W	Cal State Northridge	10/6	W	at Cal State Fullerton	3-1
W	Idaho	10/7	L	at UC Santa Barbara	3-0
W	Eastern Michigan	10/13	W	UC IRVINE	3-1
W	San Francisco	10/14	L	LONG BEACH STATE	3-2
9/8-9	at UCSB Paul Mitchell Collegiate Classic	10/17	W	PACIFIC	3-1
W	Hofstra	10/20	W	CAL POLY SLO	3-0
L	Michigan State	10/21	W	CAL STATE NORTHRIDGE	3-1
L	Southern Florida	10/26	W	at Nevada	3-0
W	Massachusetts	10/28	L	at New Mexico State	3-0
9/14	L HAWAII	10/31	L	at Cal State Sacramento	3-0
9/19	L CALIFORNIA	11/3	L	UC SANTA BARBARA	3-1
9/22	W at Utah State	11/4	L	CAL STATE FULLERTON	3-1
9/23	W at Utah State	11/10	L	at Long Beach State	3-0
9/29	L NEW MEXICO STATE	11/11	L	at UC Irvine	3-1
9/30	L NEVADA	11/14	L	SANTA CLARA	3-0
		11/18	L	at Pacific	3-1

1995 Final Statistics

Player	MP	S	K	K/S	E	TA	Pct	A	SA	SE	RE	DIG	D/S	BS	BA	TB	B/S	BE	BHE	PTS
Paola Paz-Soldan	24	88	465	5.28	211	1066	.238	19	32	47	27	244	2.77	6	35	41	0.47	4	3	520.5
Angie Sylvas	30	110	410	3.73	219	1157	.165	36	29	65	52	257	2.34	4	33	37	0.34	9	6	459.5
Kami Schmedding	30	111	317	2.86	123	862	.225	21	38	39	35	171	1.54	11	80	91	0.82	8	9	406.0
Melissa Myers	31	109	172	1.58	77	397	.239	3	22	51	1	78	0.72	12	103	115	1.06	10	7	257.5
Rachel Wulff	31	112	156	1.39	90	456	.145	55	27	8	29	259	2.31	2	32	34	0.30	15	6	201.0
Brooke Jones	30	101	149	1.48	65	368	.228	12	56	81	8	124	1.23	14	73	87	0.86	13	8	255.5
Melizza Benitez	30	111	80	0.72	22	221	.262	1384	28	43	1	227	2.05	5	75	80	0.72	17	6	150.5
Jill Burningham	6	6	5	0.83	2	11	.273	0	0	1	0	3	0.50	0	1	1	0.17	0	1	5.5
Bridget Clark	5	6	4	0.67	0	6	.667	1	0	0	1	0	3	0.50	0	1	0.17	0	0	4.5
Nelson, Sara	14	37	4	0.11	5	14	-.071	41	1	7	2	40	1.08	0	2	2	0.05	0	3	6.0
Millie Swartzell	3	3	0	0.00	0	0	.000	0	0	1	0	2	0.67	0	0	0	0.00	0	0	0.0
Team totals	35	115	1762	15.32	814	4558	.208	1572	233	394	167	1408	12.24	54	435	271.5	2.36	76	104	2266.5
Opp totals	31	115	1632	14.19	723	4273	.213	1461	167	269	243	1505	13.09	39	505	291.5	2.53	76	97	2090.5



1996 SAN JOSÉ STATE VOLLEYBALL ROSTER

NO	NAME	POS	HT	YR	HOMETOWN/LAST SCHOOL
1	Brooke Jones	MB	6-1	SR	Moapa, Nev./Utah Valley State College
2	Holly Froloff	OH	5-10	JR	San Jose, Calif./Univ. of San Francisco
4	Bridget Clark	MB	6-0	SR	Christchurch, New Zealand/Canterbury U.
6	Melissa Myers	OH/MB	6-2	SO	Stockton, Calif./Bear Creek HS
8	Michelle Sarkees	S	5-9	FR	Laguna Niguel, Calif./Santa Margarita HS
9	Natalie Jilka	MB	5-11	JR	Santa Cruz, Calif./Cabrillo College
10	Sara Nelson	S	5-5	SO	Harbor City, Calif./Bishop Montgomery HS
15	Jill Burningham	OH	6-1	SO	Chula Vista, Calif./Bonita Vista HS
17	Darcy Walker	OH	5-10	FR	Mountain View, Wyo./Mountain View HS
22	Angie Sylvas	OH	6-0	SO	Las Vegas, Nev./Cimarron-Memorial HS

HEAD COACH: Craig Choate (4th season)

ASSISTANT COACH: Gary Mano

GRADUATE ASSISTANT: Tanya Hart

1996 Final Results (10-20, 5-11 WAC)

8/30-31	at UOP/NIKE Tournament	10/5	L	Colorado State	3-0
8/30	L Sacramento State	10/11	W	UNLV	3-1
8/31	L Pacific	10/12	W	AIR FORCE	3-0
8/31	L Oklahoma	10/17	L	at Texas-El Paso	3-1
9/6-7	at PowerBar Invitational	10/19	L	FRESNO STATE	3-0
9/6	W Tennessee	10/25	L	at San Diego State	3-1
9/6	W Hofstra	10/29	W	at Saint Mary's	3-0
9/7	W Creighton	11/1	L	COLORADO STATE	3-1
9/7	L Cal Poly SLO	11/2	W	WYOMING	3-2
9/12	W PROVIDENCE	11/7	W	at Air Force	3-0
9/13-14	at Oak Tree Mazda Challenge	11/9	W	at UNLV	3-0
9/13	L USC	11/12	L	SAINT MARY'S	3-1
9/14	L Santa Clara	11/14	L	at Fresno State	3-1
9/21	L at Hawaii	11/22	L	HAWAI'I	3-0
9/27	L TEXAS-EL PASO	11/23	L	SAN DIEGO STATE	3-1
9/28	L NEW MEXICO	11/26	L	at WAC Tournament, Las Vegas, Nev.	
10/4	L Wyoming		L	Fresno State	3-0

Final 1996 Statistics

PLAYER	M	G	K	E	TA	PCT	KPG	AST	APG	SA	SE	RE	DIG	DPG	BS	BA	TB	BPG	BE	BHE
Brooke Jones	30	106	304	87	626	.347	2.87	22	0.21	41	85	0	213	2.01	14	62	76	0.72	24	13
WAC Games	16	57	175	54	362	.334	3.07	11	0.19	28	53	0	110	1.93	7	41	48	0.84	9	6
Sarah Nelson	27	82	2	0	6	.333	0.02	16	0.20	8	20	4	104	1.27	0	0	0	0.00	0	2
WAC Games	16	54	1	0	5	.200	0.02	8	0.15	5	14	1	73	1.35	0	0	0	0.00	0	0
Melissa Myers	28	99	272	105	582	.287	2.75	9	0.09	25	51	1	77	0.08	31	81	112	1.13	13	11
WAC Games	14	49	118	41	239	.322	2.41	2	0.04	8	23	0	16	0.33	12	32	44	0.90	10	6
Michelle Sarkees	30	107	65	19	173	.266	0.61	1196	11.18	43	67	1	145	1.36	2	27	29	0.27	10	34
WAC Games	16	57	33	12	95	.221	0.58	630	11.05	19	33	1	65	1.14	1	15	16	0.28	5	22
Holly Froloff	29	104	303	135	908	.185	2.91	33	0.32	21	34	49	286	2.75	2	34	36	0.35	8	2
WAC Games	16	57	158	73	473	.180	2.77	20	0.35	13	19	28	141	2.47	1	24	25	0.44	3	1
Angie Sylvas	30	107	365	202	1075	.152	3.41	43	0.40	32	37	47	223	2.08	3	34	37	0.35	13	10
WAC Games	16	57	164	95	472	.143	2.88	27	0.47	11	20	23	97	1.70	2	19	21	0.37	3	5
Darcy Walker	29	104	220	141	643	.123	2.12	37	0.36	29	79	74	209	2.01	1	43	44	0.42	5	5
WAC Games	15	54	146	89	396	.144	2.70	14	0.26	18	44	36	95	1.76	0	15	15	0.28	2	2
Bridget Clark	22	51	20	13	68	.103	0.39	3	0.06	3	9	5	26	0.51	2	15	17	0.33	2	1
WAC Games	11	27	13	7	40	.150	0.48	0	0.00	1	4	2	7	0.26	0	11	11	0.41	0	1
Jill Burningham	11	22	9	8	27	.037	0.41	3	0.14	3	1	1	14	0.64	0	5	5	0.23	0	1
WAC Games	9	18	5	2	13	.231	0.28	3	0.17	3	1	1	10	0.56	0	3	3	0.17	0	1
Natalie Jilka	11	20	1	2	8	-.125	0.05	2	0.10	1	1	2	13	0.68	0	2	2	0.10	0	0
WAC Games	4	5	1	1	3	.000	0.20	0	0.00	1	1	2	0	0.00	0	2	2	0.04	0	0
Team RE																				8
WAC Games																				7
SJSU Totals	30	107	1561	712	4116	.206	14.59	1364	12.75	206	384	192	1310	12.24	55	303	207	1.93	75	79
WAC Games	16	57	814	374	2098	.210	14.28	715	12.54	107	212	101	614	10.77	23	162	104	1.82	32	44
Opponents	30	107	1638	640	3971	.251	15.31	1445	13.50	192	286	206	1423	12.24	71	377	260	2.43	93	89
WAC Games	16	57	862	332	2032	.261	15.12	765	13.42	101	162	107	679	11.91	31	215	139	2.43	39	50



1997 SAN JOSÉ STATE VOLLEYBALL ROSTER

NO	NAME	POS	HT	YR	HOMETOWN/LAST SCHOOL
1	Millie Swartzell	MB	5-11	SR	Livermore, Calif./Chabot JC
2	Holly Froloff	OH	5-10	SR	San Jose, Calif./Univ. of San Francisco
3	Keri Yano	OH	5-7	SO	San Jose, Calif./Wilcox HS
5	Tanya Kamau	OH	6-0	JR	Hilo, Hawai'i/South Mountain CC
6	Melissa Myers	MB	6-2	JR	Stockton, Calif./Bear Creek HS
7	Amy Doyle	OH	5-11	JR	Stockton, Calif./San Joaquin Delta College
8	Michelle Sarkees	S	5-9	SO	Laguna Niguel, Calif./Santa Margarita HS
10	Nicole Hintz	OH	5-9	JR	Stockton, Calif./Cal State Bakersfield
12	Gina Troxell	OH	5-10	FR	Stockton, Calif./Linden HS
13	Joslynn Gallop	MB	6-1	FR	Roseburg, Ore./Roseburg HS
14	Alana Bailey	OH	5-7	SO	Santa Rosa, Calif./Santa Rosa JC
15	Jill Burningham	OH	6-1	JR	Chula Vista, Calif./Bonita Vista HS
17	Darcy Walker	OH	5-10	SO	Mountain View, Wyo./Mountain View HS
30	Sina Tautolo	MB	5-11	JR	Honolulu, Hawai'i/South Mountain CC

HEAD COACH: Craig Choate (5th season)
ASSISTANT COACHES: Gary Mano, Tanya Hart

1997 Final Results (17-14, 7-7 WAC)						
9/2	L	at San Diego State	3-2	10/9	W at Rice	3-0
9/5-6		at PowerBar Invitational		10/11	W at Tulsa	3-1
9/5	W	St. John's	3-1	10/14	W at Saint Mary's	3-0
9/6	W	Morgan State	3-0	10/16	L at Fresno State	3-0
9/6	L	Wisc.-Milwaukee	3-0	10/18	L COLORADO STATE	3-0
9/12-13		at Portland Invitational		10/23	L SAN DIEGO STATE	3-1
9/12	L	Portland	3-1	10/25	L HAWAII	3-1
9/13	W	Nevada	3-0	10/31	W at SMU	3-1
9/13	W	Ala.-Birmingham	3-0	11/1	L at TCU	3-2
9/19-20		at USF-St. Mary's Invitational		11/4	W SAINT MARY'S	3-1
9/19	W	Yale	3-0	11/6	W TULSA	3-0
9/20	L	Boise State	3-1	11/8	W RICE	3-2
9/20	W	GONZAGA	3-0	11/13	L FRESNO STATE	3-1
9/26	L	at Hawai'i	3-0	11/19	W USF	3-0
10/3	W	TCU	3-1	11/22	L at Colorado State	3-0
10/4	W	SMU	3-2	11/24-25	at WAC Tournament, Las Vegas, Nev.	
10/7	L	at Santa Clara	3-0	11/24	W New Mexico	3-0
				11/25	L BYU	3-0

1997 Final Statistics

PLAYER	M	G	K	E	TA	PCT	KPG	AST	APG	SA	SE	RE	DIG	DPG	BS	BA	TB	BPG	BE	BHE
Michelle Sarkees	31	110	101	24	262	.294	0.92	1354	12.31	35	39	2	225	2.05	3	38	41	0.37	9	36
WAC Games	14	55	50	16	128	.266	0.91	672	12.22	18	18	1	123	2.24	1	23	24	0.44	5	17
Melissa Myers	31	97	228	87	498	.283	2.35	9	0.09	26	23	0	63	0.65	10	75	85	0.88	4	8
WAC Games	14	51	116	52	273	.234	2.27	4	0.08	12	9	0	27	0.53	7	40	47	0.92	2	3
Joslynn Gallop	31	107	310	111	716	.278	2.90	15	0.14	15	42	2	192	1.79	16	78	94	0.88	10	13
WAC Games	14	54	156	49	345	.310	2.89	10	0.19	7	23	1	67	1.24	7	43	50	0.93	3	8
Millie Swartzell	5	6	11	6	20	.250	1.83	0	0.00	0	2	0	2	0.33	1	5	6	1.00	0	0
WAC Games	0	0	0	0	0	.000	0.00	0	0.00	0	0	0	0	0.00	0	0	0	0.00	0	0
Tanya Kamau	31	110	248	95	671	.228	2.25	59	0.54	28	34	30	248	2.25	8	78	86	0.78	13	15
WAC Games	14	55	105	44	287	.213	1.91	45	0.82	13	18	14	109	1.98	1	45	46	0.84	7	10
Holly Froloff	31	110	411	177	1200	.195	3.74	50	0.45	26	29	47	383	3.48	8	38	46	0.42	3	6
WAC Games	14	56	225	94	657	.199	4.02	33	0.59	13	14	22	203	3.63	3	22	25	0.45	0	0
Nicole Hintz	30	101	265	130	699	.193	2.62	15	0.15	16	50	15	251	2.49	2	16	18	0.18	2	1
WAC Games	14	56	172	82	442	.204	3.07	11	0.20	11	31	11	167	2.98	0	9	9	0.16	0	0
Sina Tautolo	27	63	68	37	162	.191	1.08	13	0.21	5	9	2	62	0.98	4	23	27	0.43	5	3
WAC Games	12	34	46	25	105	.200	1.35	13	0.38	3	4	2	39	1.15	3	16	19	0.56	3	1
Darcy Walker	29	78	124	99	412	.061	1.59	13	0.17	24	24	19	146	1.87	1	19	20	0.26	3	4
WAC Games	12	29	37	32	134	.037	1.28	6	0.21	8	8	5	48	1.66	0	9	9	0.31	0	1
Alana Bailey	15	31	1	1	4	.000	0.03	4	0.13	0	0	2	25	0.81	0	0	0	0.00	0	0
WAC Games	4	6	0	0	0	.000	0.00	1	0.17	0	0	1	8	1.33	0	0	0	0.00	0	0
Amy Doyle	17	44	3	4	213	-.077	0.07	34	0.77	1	1	3	53	1.20	1	0	1	0.02	0	3
WAC Games	10	30	3	4	11	-.091	0.10	24	0.80	0	0	1	44	1.47	1	0	1	0.03	0	2
Keri Yano	14	35	0	1	5	-.200	0.00	4	0.11	2	2	0	43	1.23	0	0	0	0.00	0	0
WAC Games	7	20	0	0	3	.000	0.00	3	0.15	0	1	0	24	1.20	0	0	0	0.00	0	0
Jill Burningham	19	25	0	1	2	-.500	0.00	1	0.04	0	0	1	3	0.12	0	2	2	0.08	0	0
WAC Games	12	17	0	0	0	.000	0.00	0	0.00	0	0	0	0	0.00	0	2	2	0.12	0	0
Team RE																				10
WAC Games																				5
SJSU Totals	31	111	1770	773	4664	.214	15.95	1571	14.14	178	255	133	1696	15.28	54	372	240	2.16	49	89
WAC Games	14	56	910	389	2385	.215	16.25	822	14.68	85	126	63	859	15.34	23	209	128	2.28	20	42
Opponents	31	111	1745	726	4479	.228	15.72	1563	14.08	133	283	178	1683	15.16	88	524	350	3.15	46	91
WAC Games	14	56	932	390	2325	.233	16.64	852	15.21	63	140	85	893	15.95	41	263	173	3.08	19	33



1998 SAN JOSÉ STATE VOLLEYBALL ROSTER

NO	NAME	POS	HT	YR	HOMETOWN/LAST SCHOOL
1	Brianna Blair	OH	5-10	FR	Tempe, Ariz./Marcos de Niza HS
4	Rachel Johnson	S	5-7	FR	Prince George, B.C., Canada/Duchess Park
5	Tanya Kamau	OH	5-10	SR	Hilo, Hawai'i/South Mountain CC
6	Melissa Myers	MB	6-2	SR	Stockton, Calif./Bear Creek HS
8	Michelle Sarkees	S	5-8	JR	Laguna Niguel, Calif./Santa Margarita HS
10	Nicole Hintz	OH	5-8	SR	Stockton, Calif./Cal State Bakersfield
11	Savannah Smith	S	5-8	FR	Salem, Ore./Sprague HS
12	Gina Troxell	OH	5-10	FR	Stockton, Calif./Linden HS
13	Joslynn Gallop	MB	6-1	SO	Roseburg, Ore./Roseburg HS
15	Jill Burningham	OH	6-0	SR	Chula Vista, Calif./Bonita Vista HS
17	Darcy Walker	OH	5-10	JR	Mountain View, Wyo./Mountain View HS
23	Andrea Fernandez	DS	5-7	JR	San Jose, Calif./DeAnza College

HEAD COACH: Craig Choate (6th season)

ASSISTANT COACHES: Gary Mano, Holly Froloff

1998 Final Results (21-12, 7-7 WAC)

9/1	W	SANTA CLARA.....	3-1	10/10	W	at New Mexico	3-1
9/4-5		Danka Invitational		10/16	L	BYU.....	3-0
9/4	W	Houston.....	3-0	10/17	L	UTAH.....	3-0
9/5	L	Nevada.....	3-1	10/22	L	at Hawai'i.....	3-0
9/5	W	Texas-San Antonio.....	3-1	10/25	W	at San Diego State	3-1
9/11-12		Holiday Inn Classic (Bozeman, Mont.)		10/28	W	SAINT MARY'S.....	3-1
9/11	W	Sam Houston State.....	3-1	10/30	W	at Fresno State	3-1
9/12	W	Syracuse	3-0	11/6	L	NEW MEXICO	3-2
9/12	L	Montana State.....	3-2	11/7	W	UTEP.....	3-0
9/16	W	at USF	3-1	11/13	L	at Utah	3-0
9/18-19		SJSU-SMC TOURNAMENT		11/14	L	at BYU.....	3-0
9/18	W	UC IRVINE.....	3-0	11/20	L	HAWAI'I.....	3-0
9/18	L	CAL POLY.....	3-1	11/21	W	SAN DIEGO STATE	3-0
9/19	W	CS FULLERTON	3-1	11/24-27		WAC Tournament (Las Vegas, Nev.)	
9/23	W	USF	3-0	11/24	W	SMU.....	3-0
9/26	W	YALE.....	3-2	11/25	W	Colorado State	3-2
10/3	W	FRESNO STATE	3-0	11/27	L	Hawai'i (semifinals).....	3-0
10/7	W	Saint Mary's.....	3-0	12/4		NCAA Tournament (Champaign, Ill.)	
10/9	W	at UTEP.....	3-0	12/4	L	Colorado.....	3-0

1998 Final Statistics

PLAYER	MP	GP	K	E	ATT	PCT	AST	SA	SE	RE	DIGS	BS	BS	TB	BE	BHE
Melissa Myers	33	117	374	145	794	.288	10	57	33	0	77	22	111	133	7	5
WAC Games	14	46	119	57	267	.232	3	23	12	0	29	5	39	44	2	1
Tanya Kamau	32	112	125	43	294	.279	90	22	32	37	276	7	110	117	7	9
WAC Games	14	47	63	16	138	.341	48	9	15	20	135	0	47	47	3	3
Joslynn Gallop	33	116	421	146	1021	.269	24	18	27	4	241	18	106	124	17	4
WAC Games	14	47	153	55	388	.253	9	9	7	2	86	7	31	38	5	0
Jill Burningham	28	62	39	18	89	.236	10	3	2	0	24	4	26	30	1	5
WAC Games	13	23	14	8	37	.162	0	0	2	0	9	2	10	12	1	1
Nicole Hintz	33	107	264	130	712	.188	17	7	24	33	221	2	24	26	2	2
WAC Games	14	46	130	67	372	.169	6	4	6	18	83	2	8	10	1	0
Darcy Walker	33	112	428	220	1238	.168	26	42	55	57	365	2	27	29	12	0
WAC Games	14	45	163	88	474	.158	12	17	20	22	142	0	13	13	6	0
Michelle Sarkees	33	118	64	30	206	.165	1527	20	40	0	290	3	42	45	9	24
WAC Games	14	47	27	12	82	.186	556	6	19	0	108	3	10	13	1	10
Brianna Blair	28	76	207	115	631	.146	7	17	48	18	135	12	28	40	7	2
WAC Games	10	23	43	30	158	.082	1	3	6	8	26	2	1	3	1	0
Andrea Fernandez	20	38	0	0	3	.000	1	0	3	3	25	0	0	0	0	0
WAC Games	11	25	0	0	2	.000	0	0	3	3	8	0	0	0	0	0
Savannah Smith	31	96	3	4	18	-.056	33	0	1	7	171	0	0	0	1	4
WAC Games	14	46	1	3	8	-.250	11	0	0	2	73	0	0	0	0	0
Gina Troxell	17	31	22	4	9	-.222	3	1	1	5	27	0	0	0	0	0
WAC Games	5	7	0	2	3	-.667	0	0	0	0	0	0	0	0	0	0
Team RE										11						
WAC Games										3						
SJSU Totals	33	118	1927	855	5015	.214	1748	187	266	175	1852	70	474	307	63	55
WAC Games	14	47	713	338	1929	.194	646	71	90	78	699	21	159	101	20	15
Opponents	33	118	1756	837	4864	.189	1596	175	268	187	1840	67	581	358	45	76
WAC Games	14	47	730	306	1886	.225	666	78	114	71	745	27	253	154	23	33



1999 SAN JOSÉ STATE VOLLEYBALL ROSTER

NO	NAME	POS	HT	YR	HOMETOWN/LAST SCHOOL
1	Brianna Blair	OH	5-10	SO	Tempe, Ariz./Marcos de Niza HS
2	December Dodson	OH	5-10	FR	San Leandro, Calif./San Leandro HS
3	Elizabeth Yost	MB	6-2	FR	Phoenix, Ariz./Xavier College Prep
4	Jeanine Haldi	OH	5-8	FR	Tracy, Calif./Merrill F. West HS
5	Stephanie Pascucci	MB	5-11	FR	Cerritos, Calif./Gahr HS
6	Katherine Powers	MB	5-11	FR	Phoenix, Ariz./Washington HS
7	Christina Lukens	OH	5-10	FR	San Diego, Calif./Mt. Carmel HS
8	Michelle Sarkees	S	5-8	SR	Laguna Niguel, Calif./Santa Margarita HS
9	Michelle Brazil	DS	5-6	FR	Albany, Calif./Albany HS
11	Savannah Smith	S	5-8	SO	Salem, Ore./Sprague HS
12	Gina Troxell	OH	5-10	SO	Stockton, Calif./Linden HS
13	Joslynn Gallop	MB	6-1	JR	Roseburg, Ore./Roseburg HS
15	Bethany Fowles	S	6-0	FR	Hollister, Calif./San Benito HS
17	Darcy Walker	OH	5-10	SR	Mountain View, Wyo./Mountain View HS
23	Andrea Fernandez	DS	5-7	SR	San Jose, Calif./DeAnza College

HEAD COACH: Craig Choate (7th season)

ASSISTANT COACH: Gary Mano

1999 Final Results (25-6, 11-3 WAC)

9/1	W	at Santa Clara.....	3-0	10/2	W	*at UTEP.....	3-1
9/3-4		Washington State Tournament		10/5	W	SAN FRANCISCO	3-0
9/3	W	Boise State	3-1	10/9	W	*FRESNO STATE	3-0
9/3	W	Gonzaga	3-0	10/15	W	*TULSA	3-0
9/4	W	Creighton.....	3-1	10/16	W	*RICE	3-0
9/4	L	Washington State	3-1	10/19	L	CALIFORNIA	3-0
9/10-11		San Diego Tournament		10/22	W	*at TCU	3-0
9/10	W	Portland State	3-0	10/23	L	*at SMU.....	3-2
9/11	W	Utah State	3-0	10/29	L	*HAWAII	3-1
9/11	W	San Diego	3-1	10/30	W	*UTEP.....	3-0
9/17-18		Northwestern Tournament		11/5	W	*at Fresno State	3-2
9/17	W	Northwestern	3-0	11/11	W	*at Rice.....	3-0
9/17	W	Oklahoma	3-0	11/13	W	*at Tulsa	3-0
9/18	W	LSU	3-2	11/16	L	*at Saint Mary's.....	3-0
9/18	W	West Virginia	3-0	11/19	W	*SMU.....	3-1
9/24	W	SAINT MARY'S.....	3-0	11/20	W	*TCU.....	3-0
9/25	W	at San Francisco.....	3-1	11/23	L	*at Hawaii.....	3-1

1999 Final Statistics

Player	MP	G	K	K/G	E	TA	Pct	A	SA	SE	RE	DIG	D/G	BS	BA	TB	B/G	BE	BHE
Joslynn Gallop	31	108	605	5.60	146	1201	.382	24	42	39	19	291	2.69	13	95	108	1.00	14	3
WAC Matches	14	50	312	6.24	78	612	.382	18	17	21	11	158	3.16	5	40	45	0.90	5	1
Stephanie Pascucci	31	108	304	2.81	95	696	.300	10	35	49	2	83	0.77	8	73	81	0.75	13	3
WAC Matches	14	50	155	3.10	49	361	.294	4	10	23	1	39	0.78	4	33	37	0.74	5	1
Michelle Sarkees	31	108	61	0.56	16	150	.300	1405	24	32	3	218	2.02	1	38	39	0.36	9	13
WAC Matches	14	50	30	0.60	8	75	.293	700	8	14	1	85	1.70	0	14	14	0.28	6	8
Savannah Smith	21	60	4	0.07	0	16	.250	40	3	11	14	83	1.38	1	10	11	0.18	4	2
WAC Matches	13	41	1	0.02	0	7	.143	32	3	11	13	69	1.68	1	10	11	0.27	3	2
Brianna Blair	31	108	381	3.53	166	1093	.197	16	24	36	4	231	2.14	9	50	59	0.55	8	2
WAC Matches	14	50	181	3.62	89	535	.172	6	14	16	1	118	2.36	4	21	25	0.50	2	2
Darcy Walker	28	94	172	1.83	92	495	.162	28	45	44	36	261	2.78	3	40	43	0.46	3	2
WAC Matches	11	38	118	3.11	50	308	.221	8	28	22	10	132	3.47	3	11	14	0.37	2	0
Christina Lukens	31	99	201	2.03	108	635	.146	38	36	27	29	255	2.58	3	27	30	0.30	6	4
WAC Matches	14	43	67	1.56	46	226	.093	23	17	16	11	126	2.93	0	18	18	0.42	3	1
Andrea Fernandez	31	103	4	0.04	2	15	.133	16	0	0	17	220	2.14	0	0	0	0.00	0	1
WAC Matches	14	50	1	0.02	0	6	.167	8	0	0	11	111	2.22	0	0	0	0.00	0	1
Jeanine Haldi	18	41	21	0.51	20	70	.014	7	7	6	9	46	1.12	2	6	8	0.20	1	1
WAC Matches	3	10	0	0.00	2	4	-.500	2	1	1	3	5	0.50	0	1	1	0.10	0	0
Michelle Brazil	2	2	0	0.00	0	1	.000	0	0	0	0	1	0.50	0	0	0	0.00	0	0
WAC Matches	2	2	0	0.00	0	1	.000	0	0	0	0	1	0.50	0	0	0	0.00	0	0
Gina Troxell	20	34	6	0.18	7	21	-.048	4	2	1	3	28	0.82	0	4	4	0.12	1	1
WAC Matches	10	15	5	0.33	6	18	-.056	3	1	0	1	11	0.73	0	2	2	0.13	1	1
Katherine Powers	9	13	2	0.15	3	6	-.167	0	0	1	0	1	0.08	0	2	2	0.15	1	0
WAC Matches	4	8	1	0.13	0	1	1.000	0	0	0	0	0	0.00	0	1	1	0.13	1	0
TEAM												11							
WAC Matches												3							
SAN JOSÉ STATE	31	108	1761	16.31	655	4399	.251	1588	218	246	147	1718	15.91	40	345	212.5	1.97	60	32
WAC Matches	14	50	871	17.42	328	2154	.252	804	99	124	66	855	17.10	17	151	92.5	1.85	28	17
Opponents	31	108	1506	13.94	737	4355	.177	1376	147	277	218	1570	14.54	52	442	273.0	2.53	58	37



2000 SAN JOSÉ STATE VOLLEYBALL ROSTER

NO	NAME	POS	HT	YR	HOMETOWN/LAST SCHOOL
1	Brianna Blair	OH	5-10	JR	Tempe, Ariz./Marcos de Niza HS
2	December Dodson	OH	5-10	FR	San Leandro, Calif./San Leandro HS
3	Liz Yost	MB	6-2	FR	Phoenix, Ariz./Xavier College Prep
4	Jeanine Haldi	OH	5-8	SO	Tracy, Calif./Merrill F. West HS
5	Stephanie Pascucci	MB	5-11	SO	Cerritos, Calif./Gahr HS
6	Katherine Powers	MB	5-11	SO	Phoenix, Ariz./Washington HS
7	Christina Lukens	OH	5-10	SO	San Diego, Calif./Mt. Carmel HS
9	Jennifer Olewinski	OH	5-11	FR	Las Vegas, Nev./Bonanza HS
11	Savannah Smith	S	5-8	JR	Salem, Ore./Sprague HS
12	Gina Troxell	OH	5-10	JR	Stockton, Calif./Linden HS
13	Joslynn Gallop	MB	6-1	SR	Roseburg, Ore./Roseburg HS
14	Liz Hudson	MB	6-1	FR	Fountain Valley, Calif./Fountain Valley HS
15	Bethany Fowles	S	6-0	FR	Hollister, Calif./San Benito HS
29	Kimberly Noble	OH	5-10	FR	San Juan Capistrano, Calif./San Clemente

HEAD COACH: Craig Choate (8th season)

ASSOCIATE HEAD COACH: Gary Mano

ASSISTANT COACHES: Millie Swartzell, Daryl Kapis

2000 Final Results (22-10, 13-3WAC)

9/1-2	Phoenix Airport Hilton Challenge					
9/1	W	Arizona State	3-2	10/6	W at Rice	3-2
9/1	L	Loyola Marymount	3-1	10/7	W at UTEP	3-1
9/2	L	Cal Poly	3-0	10/11	W at Fresno State	3-1
9/8-9	Gameworks/UNLV Tournament			10/14	W TULSA	3-0
9/8	W	Alabama	3-1	10/20	W SMU	3-0
9/8	W	Boise State	3-1	10/21	W TCU	3-1
9/9	W	Idaho State	3-0	10/28	W FRESNO STATE	3-0
9/9	W	UNLV	3-0	11/2	L at Hawaii	3-0
9/12	W	SAINT MARY'S	3-1	11/4	W at Nevada	3-1
9/15-16	Portland Mikasa Tournament			11/10	L UTEP	3-2
9/15	W	Eastern Michigan	3-0	11/11	W RICE	3-0
9/16	W	Alabama-Birmingham	3-0	11/18	W at Tulsa	3-0
9/16	W	Portland	3-0	11/20	W at TCU	3-0
9/19	L	at California	3-2	11/21	W at SMU	3-0
9/26	L	at Sacramento State	3-0	11/24-25	at Community Bankers Classic	
9/29	W	NEVADA	3-2	11/24	L Pacific	3-1
9/30	L	HAWAII	3-0	11/25	L Arizona	3-0
				11/30	at NCAA Tournament (San Jose, Calif.)	
					L Long Beach State	3-1

2000 Final Statistics

Player	MP	G	K	K/G	E	TA	Pct	A	SA	SE	RE	DIG	D/G	BS	BA	TB	B/G	BE	BHE
Joslynn Gallop	32	116	630	5.43	186	1485	.299	41	26	40	17	328	2.83	18	112	130	1.12	14	8
WAC Matches	16	58	313	5.40	91	733	.303	28	11	25	8	175	3.02	13	69	82	1.41	9	4
Savannah Smith	32	115	86	0.75	24	228	.272	1515	16	34	3	358	3.11	5	84	89	0.77	14	26
WAC Matches	16	58	37	0.64	7	108	.278	803	8	19	2	177	3.05	0	54	54	0.93	7	10
Liz Hudson	32	114	238	2.09	100	574	.240	60	32	35	33	287	2.52	10	84	94	0.82	18	6
WAC Matches	16	57	128	2.25	58	304	.230	28	14	21	22	128	2.25	7	41	48	0.84	8	3
Brianna Blair	32	116	461	3.97	163	1269	.235	10	28	24	12	207	1.78	6	56	62	0.53	8	1
WAC Matches	16	58	242	4.17	83	686	.232	4	11	14	3	93	1.60	2	20	22	0.38	3	0
Kimberly Noble	32	113	320	2.83	140	898	.200	3	21	64	9	145	1.28	5	24	29	0.26	5	2
WAC Matches	16	58	192	3.31	75	534	.219	0	8	34	4	67	1.16	3	18	21	0.36	3	1
Stephanie Pascucci	28	84	146	1.74	66	427	.187	26	15	16	0	39	0.46	3	40	43	0.51	7	4
WAC Matches	14	39	87	2.23	24	195	.323	14	5	3	0	16	0.41	2	24	26	0.67	3	3
Katherine Powers	6	16	13	0.81	7	39	.154	2	3	4	0	6	0.38	0	5	5	0.31	1	0
WAC Matches	1	1	1	1.00	1	2	.000	0	0	0	0	0	0.00	0	0	0	0.00	0	0
Nicole Midwin	5	7	2	0.29	1	10	.100	32	0	2	0	7	1.00	1	1	2	0.29	0	1
WAC Matches	3	4	0	0.00	0	1	.000	11	0	1	0	1	0.25	0	1	1	0.25	0	0
Christina Lukens	32	105	21	0.20	17	84	.048	33	31	26	17	266	2.53	1	14	15	0.14	2	2
WAC Matches	16	58	10	0.17	6	29	.138	26	20	15	12	148	2.55	0	13	13	0.22	2	1
Gina Troxell	32	103	5	0.05	9	27	-.148	17	4	2	29	147	1.43	0	1	1	0.01	1	2
WAC Matches	16	50	4	0.08	6	18	-.111	5	0	0	6	66	1.32	0	0	0	0.00	1	1
Jeanine Haldi	27	84	0	0.00	2	6	-.333	15	4	6	18	177	2.11	0	0	0	0.00	0	1
WAC Matches	16	57	0	0.00	2	4	-.500	10	4	6	8	136	2.39	0	0	0	0.00	0	0
TEAM											16								
WAC Matches											7								
SAN JOSÉ STATE	32	116	1922	16.57	715	5047	.239	1754	180	253	154	1967	16.96	49	421	259.5	2.24	70	53
WAC Matches	16	58	1014	7.48	353	2614	.253	929	81	138	72	1007	17.36	27	240	147.0	2.53	36	23
Opponents	32	116	1800	15.52	809	4979	.199	1659	154	218	180	2026	17.47	42	498	291.0	2.51	68	64
WAC Matches	16	58	934	6.10	432	2609	.192	861	72	107	81	1017	17.53	25	241	145.5	2.51	42	40



2001 SAN JOSÉ STATE VOLLEYBALL ROSTER

NO	NAME	POS	HT	YR	HOMETOWN/LAST SCHOOL
1	Brianna Blair	OH	5-10	SR	Tempe, Ariz./Marcos de Niza HS
2	Karli Silveira	DS	5-2	SR	Campbell, Calif./Washington State
3	Liz Yost	MB	6-2	SO	Phoenix, Ariz./Xavier College Prep
4	Jeanine Haldi	OH	5-8	JR	Tracy, Calif./Merrill F. West HS
5	Stephanie Pascucci	MB	5-11	JR	Cerritos, Calif./Gahr HS
6	Katherine Powers	MB	5-11	JR	Phoenix, Ariz./Washington HS
7	Christina Lukens	OH	5-10	JR	San Diego, Calif./Mt. Carmel HS
8	Stacey Pizzio	DS	5-4	FR	Sonoma, Calif./Sonoma Valley HS
9	Jennifer Olewinski	OH	5-11	SO	Las Vegas, Nev./Bonanza HS
10	Brooke Herald	DS	5-7	FR	Fremont, Calif./Mission San Jose HS
11	Savannah Smith	S	5-8	SR	Salem, Ore./Sprague HS
13	Liz Hudson	MB	6-1	SO	Fountain Valley, Calif./Fountain Valley HS
19	Lindsey Rule	S	5-9	FR	Kansas City, Mo./Park Hill HS
29	Kimberly Noble	OH	5-10	SO	San Juan Capistrano, Calif./San Clemente

HEAD COACH: Craig Choate (9th season)

ASSOCIATE HEAD COACH: Gary Mano

ASSISTANT COACH: Joslynn Gallop

2001 Final Results (25-8, 9-4 WAC)

8/31-9/1	Oregon State Showcase	10/11	W	LOUISIANA TECH	3-0
8/31	W Oregon State	10/13	W	NEVADA	3-0
9/1	W Sacramento State	10/16	W	CALIFORNIA	3-0
9/1	W Southern Illinois	10/18	L	HAWAII	3-2
9/4	L SANTA CLARA	10/23	W	USF	3-0
9/7-8	San Diego Invitational	10/27	W	at Fresno State	3-2
9/7	L Minnesota	11/1	L	at Nevada	3-1
9/7	W San Diego	11/3	W	FRESNO STATE	3-1
9/8	W Seton Hall	11/8	L	at Hawaii	3-0
9/8	W Brown	11/10	W	at Boise State	3-0
9/10	W TENNESSEE	11/16-18		WAC Tournament, San Jose, Calif.	
9/19	W at USF	11/16	W	SMU	3-0
9/21	W BOISE STATE	11/17	W	Nevada	3-0
9/27	W UTEP	11/18	L	Hawaii	3-0
9/29	W TULSA	11/23	W	AUBURN	3-0
10/5	L at SMU	11/24	W	IDAHO	3-1
10/6	W at Rice	11/30-12/1		NCAA Tournament, Stanford, Calif.	
10/9	W at Saint Mary's	11/30	W	Santa Clara	3-2
		12/1	L	Stanford	3-0

2001 Final Statistics

Player	MP	G	K	K/G	E	TA	Pct	A	SA	SE	RE	DIG	D/G	BS	BA	TB	B/G	BE	BHE
Liz Yost	7	12	1	0.08	0	3	.333	3	0	1	1	0	0.00	0	3	3	0.25	0	0
WAC	3	3	1	0.33	0	2	.500	2	0	0	1	0	0.00	0	0	0	0.00	0	0
Stephanie Pascucci	33	120	365	3.04	103	850	.308	20	24	17	2	75	0.62	7	68	75	0.62	8	3
WAC	13	50	139	2.78	39	354	.282	7	7	9	0	30	0.60	4	35	39	0.78	5	1
Liz Hudson	33	120	324	2.70	116	740	.281	84	44	33	24	307	2.56	13	134	147	1.23	10	9
WAC	13	50	118	2.36	50	280	.243	41	14	14	13	133	2.66	8	49	57	1.14	5	5
Brianna Blair	33	120	559	4.66	162	1574	.252	9	30	26	8	252	2.10	5	67	72	0.60	7	2
WAC	13	50	231	4.62	77	658	.234	3	14	8	0	86	1.72	2	31	33	0.66	0	0
Karli Silveira	33	110	2	0.02	1	4	.250	10	0	1	10	171	1.55	0	0	0	0.00	0	2
WAC	13	43	0	0.00	0	1	.000	2	0	1	3	54	1.26	0	0	0	0.00	0	0
Savannah Smith	33	119	80	0.67	34	214	.215	1452	34	39	0	335	2.82	8	49	57	0.48	5	33
WAC	13	49	25	0.51	15	81	.123	574	14	18	0	145	2.96	4	21	25	0.51	4	11
Jennifer Olewinski	12	27	6	0.22	2	19	.211	1	1	0	3	25	0.93	0	0	0	0.00	0	0
WAC s	6	15	3	0.20	1	9	.222	1	1	0	3	15	1.00	0	0	0	0.00	0	0
Kimberly Noble	33	120	463	3.86	196	1279	.209	4	47	53	12	153	1.27	7	26	33	0.28	7	0
WAC	13	50	187	3.74	87	520	.192	0	18	20	6	70	1.40	2	10	12	0.24	4	0
Katherine Powers	16	37	41	1.11	22	111	.171	2	0	1	0	8	0.22	1	33	34	0.92	4	1
WAC	10	26	29	1.12	14	81	.185	2	0	0	0	4	0.15	1	24	25	0.96	3	1
Jeanine Haldi	33	118	31	0.26	17	102	.137	52	12	40	30	389	3.30	3	61	64	0.54	6	6
WAC	13	50	10	0.20	5	32	.156	18	2	14	12	158	3.16	1	21	22	0.44	1	0
Stacey Pizzio	12	20	0	0.00	0	0	.000	1	0	0	3	17	0.85	0	0	0	0.00	0	0
WAC	6	11	0	0.00	0	0	.000	0	0	0	1	7	0.64	0	0	0	0.00	0	0
Brooke Herald	2	2	0	0.00	0	0	.000	0	0	0	0	3	1.50	0	0	0	0.00	0	0
WAC	2	2	0	0.00	0	0	.000	0	0	0	0	3	1.50	0	0	0	0.00	0	0
Christina Lukens	33	116	5	0.04	6	29	-.034	26	18	28	25	253	2.18	1	0	1	0.01	1	2
WAC	13	48	1	0.02	2	14	-.071	11	7	9	8	106	2.21	0	0	0	0.00	0	1
Lindsey Rule	13	18	1	0.06	2	5	-.200	56	8	2	0	11	0.61	0	2	2	0.11	0	3
WAC	8	11	1	0.09	2	4	-.250	28	4	2	0	5	0.45	0	1	1	0.09	0	2
TEAM												10							
WAC												7							
SAN JOSÉ STATE	120	1878	15.65	661	4930	.247	1720	218	241	128	1999	16.66	45	443	266.5	2.22	48	61	
WAC	50	745	14.90	292	2036	.222	689	81	95	54	816	16.32	22	192	118.0	2.36	22	21	
Opponents	120	1813	15.11	827	5036	.196	1688	128	207	218	1995	16.62	38	455	265.5	2.21	61	62	
WAC	50	746	14.92	353	2072	.190	710	54	77	81	841	16.82	19	203	120.5	2.41	20	31	

2002 Information

2002 SAN JOSÉ STATE VOLLEYBALL ROSTER

NO	NAME	POS	HT	YR	HOMETOWN/LAST SCHOOL
2	Cara Frost	S	5-11	FR	Tucson, Ariz./Catalina Foothills HS
3	Danielle Lewis	S/DS	5-8	JR	Turlock, Calif./San Joaquin Delta College
4	Jeanine Haldi	OH	5-6	SR	Tracy, Calif./Merrill F. West HS
5	Stephanie Pascucci	MB	5-11	SR	Cerritos, Calif./Gahr HS
6	Katherine Powers	MB	5-11	SR	Phoenix, Ariz./Washington HS
7	Christina Lukens	OH	5-10	SR	San Diego, Calif./Mt. Carmel HS
9	Shannon Burmeister	MB/OH	6-0	FR	Roseburg, Ore./Roseburg HS
10	Brooke Herald	DS	5-5	SO	Fremont, Calif./Mission San Jose HS
12	Fran Pozzi	OH	5-11	JR	Curitiba Parona, Brazil/Utah Valley State
13	Liz Hudson	MB	6-1	JR	Fountain Valley, Calif./Fountain Valley HS
14	Erin Gavin	OH	5-7	FR	Bakersfield, Calif./Highland HS
19	Lindsey Rule	S	5-8	SO	Kansas City, Mo./Park Hill HS
20	Jessica Wlodarczyk	MB/OH	5-11	FR	Redding, Calif./Shasta HS
29	Kimberly Noble	OH	5-10	JR	San Juan Capistrano, Calif./San Clemente

HEAD COACH: Craig Choate (10th season)

ASSOCIATE HEAD COACH: Gary Mano

ASSISTANT COACH: Joslynn Gallop

2002 Final Results (15-17, 7-6 WAC)

8/30-31	Golden Bear Invitational	
8/30	W Northern Arizona	3-1
8/30	W Tennessee-Martin	3-1
8/31	L California	3-0
9/6-7	Stanford Invitational	
9/6	L Stanford	3-1
9/7	L Utah	3-0
9/7	W Cal Poly	3-1
9/13-14	TCU Invitational	
9/13	W TCU	3-0
9/14	L Miami (Ohio)	3-2
9/14	W Stephen F. Austin	3-1
9/17	L SACRAMENTO STATE	3-1
9/18	L at USF	3-1
9/27	L SAINT MARY'S	3-2
9/28	L at Santa Clara	3-2
10/3	L at UTEP	3-1
10/5	W at Tulsa	3-0

10/8	W at Saint Mary's	3-2
10/11	W SMU	3-1
10/12	W RICE	3-2
10/17	W at Louisiana Tech	3-1
10/19	L at Nevada	3-1
10/24	L at Hawai'i	3-0
10/26	W at Boise State	3-0
11/2	L FRESNO STATE	3-2
11/3	W NEVADA	3-1
11/8	L at Fresno State	3-0
11/14	W BOISE STATE	3-0
11/16	L HAWAI'I	3-0
11/22-23	WAC Tournament, Reno, Nev.	
11/22	W Rice	3-2
11/23	L Hawai'i	3-0
11/29-30	Baden Thanksgiving Tournament	
11/29	L UC Irvine	3-1
11/30	W Texas-Pan American	3-0
11/30	L Long Beach State	3-0

2002 Final Statistics

Player	MP	G	K	K/G	E	TA	Pct	A	SA	SE	RE	DIG	D/G	BS	BA	TB	B/G	BE	BHE
Stephanie Pascucci	32	124	472	3.81	151	1093	.294	36	23	22	0	92	0.74	9	106	115	0.93	12	5
WAC	13	49	187	3.82	60	441	.288	14	13	13	0	39	0.80	3	41	44	0.90	5	0
Katherine Powers	29	111	163	1.47	82	433	.187	13	4	18	1	36	0.32	5	102	107	0.96	5	6
WAC	13	48	68	1.42	38	189	.159	9	3	10	0	20	0.42	1	38	39	0.81	3	2
Kimberly Noble	32	113	422	3.73	210	1178	.180	10	12	23	1	138	1.22	1	43	44	0.39	5	1
WAC	13	42	142	3.38	61	413	.196	4	2	6	0	43	1.02	0	15	15	0.36	0	1
Liz Hudson	32	124	228	1.84	123	634	.166	48	39	29	35	348	2.81	5	119	124	1.00	10	8
WAC	13	49	87	1.78	47	245	.163	24	16	9	11	147	3.00	1	46	47	0.96	2	3
Fran Pozzi	32	124	381	3.07	226	1155	.134	28	38	71	46	328	2.65	11	48	59	0.48	13	2
WAC	13	49	144	2.94	76	440	.155	5	10	25	14	128	2.61	8	18	26	0.53	3	0
Cara Frost	5	11	6	0.55	4	16	.125	58	0	1	1	10	0.91	1	6	7	0.64	0	6
WAC	1	1	0	0.00	0	2	.000	0	0	0	0	0	0.00	0	0	0	0.00	0	0
Jessica Wlodarczyk	7	16	39	2.44	25	115	.122	1	1	2	1	6	0.38	0	3	3	0.19	1	0
WAC	5	14	38	2.71	23	106	.142	1	1	1	1	5	0.36	0	2	2	0.14	1	0
Christina Lukens	32	118	59	0.50	33	217	.120	164	32	26	25	278	2.36	2	19	21	0.18	2	9
WAC	13	44	27	0.61	20	110	.064	94	9	7	4	108	2.45	0	5	5	0.11	1	4
Lindsey Rule	31	109	36	0.33	23	109	.119	1268	23	28	0	214	1.96	1	33	34	0.31	13	39
WAC	13	43	9	0.21	3	25	.240	501	11	12	0	94	2.19	0	18	18	0.42	4	16
Jeanine Haldi	32	123	8	0.07	6	27	.074	16	2	6	35	370	3.01	0	6	6	0.05	0	2
WAC	13	49	2	0.04	0	2	1.000	7	0	0	11	160	3.27	0	0	0	0.00	0	0
Danielle Lewis	18	42	0	0.00	0	0	.000	1	8	12	1	53	1.26	0	0	0	0.00	0	1
WAC	8	22	0	0.00	0	0	.000	0	5	8	1	33	1.50	0	0	0	0.00	0	0
Brooke Herald	8	14	0	0.00	0	1	.000	0	0	0	3	5	0.36	0	0	0	0.00	0	0
WAC	1	1	0	0.00	0	1	.000	0	0	0	0	0	0.00	0	0	0	0.00	0	0
TEAM											20								
WAC											9								
SAN JOSÉ STATE	32	124	1814	14.63	883	4978	.187	1643	182	238	169	1878	15.15	35	485	277.5	2.24	61	79
WAC	13	49	704	14.37	328	1974	.190	659	70	91	51	777	15.86	13	183	104.5	2.13	19	26
Opponents	32	124	1905	15.36	775	4913	.230	1763	169	276	182	1909	15.40	57	602	358.0	2.89	60	89
WAC	13	49	790	16.12	329	2030	.227	742	51	118	70	825	16.84	22	232	138.0	2.82	28	40

2003 Information

2003 SAN JOSÉ STATE VOLLEYBALL ROSTER

NO	NAME	POS	HT	YR	HOMETOWN/LAST SCHOOL
1	Allison Dillon	S	5-7	FR	Long Beach, Calif./Long Beach Wilson HS
3	Danielle Lewis	S/DS	5-5	SR	Turlock, Calif./San Joaquin Delta College
4	Carrie Nash	OH	5-8	JR	Kaytena, Ariz./Glendale CC
6	Rachel Dahlstedt	OH	5-10	SO	Mt. Vernon, Wash./Cuesta College
7	Sarah Christensen	OH	5-9	FR	Santa Cruz, Calif./Harbor HS
9	Jessie Shull	L	5-6	FR	Downey, Calif./Warren HS
10	Brooke Herald	DS	5-5	JR	Fremont, Calif./Mission San Jose HS
11	Kristina Conrad	OH	5-10	FR	Morgan Hill, Calif./Live Oak HS
14	Dana Rudd	MB	6-2	JR	Burnaby, British Columbia/Capilano College
17	Dyana Thompson	RS/MB	5-10	FR	Simi Valley, Calif./Royal HS
20	Jessica Wlodarczyk	MB/OH	5-11	SO	Redding, Calif./Shasta HS
29	Kimberly Noble	OH	5-10	SR	San Juan Capistrano, Calif./San Clemente

Head Coach: Craig Choate (11th season)

Associate Head Coach: Gary Mano (8th season)

Assistant Coach: Stephanie Pascucci (1st season)

2003 Final Results (10-20, 6-7 WAC)

8/30	L	SANTA CLARA3-1	10/11	W	*at Boise State3-1
9/2	L	SAN FRANCISCO3-0	10/15	L	*SMU3-1
9/5-6		Cowgirl Classic		10/18	W	*LOUISIANA TECH3-0
9/5	L	Weber State3-2	10/23	W	*at Tulsa3-1
9/6	L	Wyoming3-1	10/25	L	*at Rice3-1
9/6	W	Sam Houston State3-0	10/28	L	at Saint Mary's3-0
9/12-13		SJSU/Crowne Plaza Invitational		11/1	W	*BOISE STATE3-0
9/12	L	DUQUESNE3-2	11/6	L	*at Fresno State3-1
9/12	L	CS NORTHRIDGE3-0	11/8	L	*at Nevada3-1
9/13	W	DUQUESNE3-0	11/15	L	*at Hawai'i3-0
9/18	L	at Portland3-1	11/21-23		WAC Tournament, Reno, Nev.	
9/20	L	at Portland3-0	11/21	W	Fresno State3-2
9/23	L	SAINT MARY'S3-0	11/22	W	SMU3-1
9/26	L	*HAWAI'I3-0	11/23	L	Hawai'i3-0
10/2	W	*NEVADA3-2	11/28-29		Baden Thanksgiving Tournament	
10/4	L	*FRESNO STATE3-1	11/28	L	UC Irvine3-1
10/9	W	*at UTEP3-0	11/29	L	Georgia Tech3-0

2003 Final Statistics

Player	MP	G	K	K/G	E	TA	Pct	A	SA	SE	RE	DIG	D/G	BS	BA	TB	B/G	BE	BHE
Allison Dillon	30	110	67	0.61	8	192	.307	1349	29	8	2	274	2.49	0	31	31	0.28	7	18
WAC Matches	13	48	33	0.69	1	90	.356	577	13	5	0	122	2.54	0	10	10	0.21	2	2
Dana Rudd	30	106	260	2.45	101	614	.259	11	6	22	2	32	0.30	8	75	83	0.78	12	1
WAC Matches	13	44	96	2.18	44	231	.225	7	1	5	1	18	0.41	1	34	35	0.80	8	0
Rachel Dahlstedt	21	55	56	1.02	20	149	.242	17	8	16	18	82	1.49	1	16	17	0.31	0	6
WAC Matches	12	35	40	1.14	9	9	.316	16	8	13	12	64	1.83	0	8	8	0.23	0	4
Kimberly Noble	30	110	604	5.49	267	1658	.203	17	33	24	9	215	1.95	4	43	47	0.43	4	2
WAC Matches	13	48	256	5.33	111	711	.204	5	21	14	3	103	2.15	1	22	23	0.48	3	1
Jessica Wlodarczyk	28	82	152	1.85	75	402	.192	8	5	17	1	28	0.34	8	57	65	0.79	26	2
WAC Matches	12	40	85	2.12	36	206	.238	4	3	12	0	17	0.43	6	29	35	0.88	16	1
Carrie Nash	30	107	311	2.91	136	1030	.170	30	20	17	47	296	2.77	1	21	22	0.21	3	1
WAC Matches	13	150	312	6.1	532	167	.14	8	11	23	140	2.92	1	10	11	0.23	1	0	
Dyana Thompson	24	65	101	1.55	54	284	.165	4	5	11	1	22	0.34	7	41	48	0.74	9	3
WAC Matches	10	29	46	1.59	27	128	.148	1	3	6	0	9	0.31	3	14	17	0.59	3	3
Kristina Conrad	25	73	93	1.27	65	299	.094	44	13	11	21	110	1.51	0	42	42	0.58	0	0
WAC Matches	9	23	4	0.61	11	45	.067	21	2	4	3	36	1.57	0	12	12	0.52	0	0
Sarah Christensen	13	26	13	0.50	8	57	.088	5	1	6	11	21	0.81	0	10	10	0.38	0	1
WAC Matches	2	2	0	0.00	0	0	.000	0	0	1	0	0	0.00	0	0	0	0.00	0	0
Jessie Shull	30	110	0	0.00	0	7	.000	34	0	0	41	473	4.30	0	0	0	0.00	0	2
WAC Matches	13	48	0	0.00	0	3	.000	18	0	0	19	205	4.27	0	0	0	0.00	0	2
Brooke Herald	25	72	0	0.00	0	0	.000	10	11	10	5	70	0.97	0	0	0	0.00	0	1
WAC Matches	11	29	0	0.00	0	0	.000	3	3	1	2	25	0.86	0	0	0	0.00	0	0
Danielle Lewis	25	91	0	0.00	1	2	-.500	10	31	28	1	89	0.98	0	0	0	0.00	0	3
WAC Matches	11	35	0	0.00	0	1	.000	6	13	11	1	36	1.03	0	0	0	0.00	0	0
TEAM																			18
WAC Matches																			9
SAN JOSÉ STATE	30	110	1657	15.06	735	4694	.196	1539	162	171	177	1712	15.56	29	336	197.0	1.79	61	40
WAC Matches	13	48	720	15.00	300	2045	.205	672	75	83	73	775	16.15	12	139	81.5	1.70	33	13
Opponents	30	110	1841	16.74	703	4586	.248	1719	177	238	162	1857	16.88	50	591	345.5	3.14	59	55
WAC Opponents	13	48	815	16.98	310	2037	.248	757	73	113	75	855	17.81	26	229	140.5	2.93	36	22



2004 SAN JOSÉ STATE VOLLEYBALL ROSTER

NO	NAME	POS	HT	YR	HOMETOWN/LAST SCHOOL
2	Niki Clement	OH	5-9	FR	Long Beach, Calif./Long Beach Poly HS
4	Carrie Nash	OH	5-6	SR	Kaytena, Ariz./Glendale CC
5	Melissa Maddux	RS	5-11	JR	Phoenix, Ariz./Glendale CC
6	Rachel Dahlstedt	OH	5-10	JR	Mt. Vernon, Wash./Cuesta College
7	Sarah Christensen	OH/MB	5-9	SO	Santa Cruz, Calif./Harbor HS
8	Darleah Querubin	MB	5-10	FR	San Francisco, Calif./Sacred Heart Cathedral
9	Jessie Shull	L	5-5	SO	Downey, Calif./Warren HS
10	Brooke Herald	DS	5-5	SR	Fremont, Calif./Mission San Jose HS
11	Kristina Conrad	S	5-10	SO	Morgan Hill, Calif./Live Oak HS
12	Amber Biddle	MB	6-4	FR	Dalton Gardens, Idaho/Coeur d'Alene HS
13	Michelle O'Riley	S/DS	5-9	JR	Honolulu, Hawai'i/West Valley College
14	Dana Rudd	MB	6-1	SR	Burnaby, British Columbia/Capilano College
16	Danielle Orong	L	5-3	JR	San Jose, Calif./West Valley College
17	Dyana Thompson	RS/MB	5-10	SO	Simi Valley, Calif./Royal HS
20	Nia Freeman	OH	5-9	FR	Sacramento, Calif./Christian Brothers HS
21	Jennifer Senftleben	MB	6-1	FR	Canyon Lake, Calif./Temescal Canyon HS

Head Coach: Craig Choate (12th season)

Associate Head Coach: Gary Mano (9th season)

Assistant Coach: Stephanie Pascucci (2nd season)

2004 Final Results (15-13, 5-8 WAC)

9/1	W	at San Francisco	3-2	9/30	L	at Nevada	3-0
9/3-4		UNLV Classic		10/2	L	at Fresno State	3-0
9/3	W	UNLV	3-0	10/7	W	UTEP	3-0
9/4	W	Washington State	3-2	10/10	W	BOISE STATE	3-2
9/10-11		Four Points Titan Classic		10/14	W	at SMU	3-0
9/10	W	Idaho State	3-2	10/16	W	at Louisiana Tech	3-2
9/11	L	CS Fullerton	3-0	10/20	W	TULSA	3-2
9/11	W	Providence	3-0	10/23	L	RICE	3-2
9/14	L	at Saint Mary's	3-1	10/27	L	HAWAII	3-1
9/17-18		Sacramento State Invitational		10/30	L	at Boise State	3-2
9/17	W	Seton Hall	3-0	11/3	L	FRESNO STATE	3-1
9/17	W	Oregon	3-1	11/6	L	NEVADA	3-0
9/18	L	Sacramento State	3-0	11/12	L	at Hawaii	3-0
9/18	W	Charlotte	3-0	11/19		WAC Tournament, Reno, Nev.	
9/22	W	UC DAVIS	3-0	11/19	L	Nevada	3-0
9/24	L	SANTA CLARA	3-1	11/26	W	Cal Poly	3-0

2004 Final Statistics

Player	MP	G	K	K/G	E	TA	Pct	A	SA	SE	RE	DIG	D/G	BS	BA	TB	B/G	BE	BHE
Jessie Shull	28	105	4	0.04	0	10	.400	51	32	34	46	561	5.34	0	0	0	0.00	0	2
WAC Stats	13	51	2	0.04	0	5	.400	22	9	20	22	284	5.57	0	0	0	0.00	0	1
Kristina Conrad	28	105	55	0.52	15	146	.274	1174	22	18	0	225	2.14	3	47	50	0.48	1	22
WAC Stats	13	51	30	0.59	6	83	.289	550	15	13	0	111	2.18	0	23	23	0.45	0	13
Jennifer Senftleben	28	105	351	3.34	123	890	.256	7	35	32	2	79	0.75	10	96	106	1.01	10	0
WAC Stats	13	51	150	2.94	54	425	.226	2	22	13	1	38	0.75	7	45	52	1.02	6	0
Dana Rudd	28	105	219	2.09	83	535	.254	13	0	0	0	13	0.12	14	91	105	1.00	13	0
WAC Stats	13	51	122	2.39	46	307	.248	5	0	0	0	7	0.14	9	42	51	1.00	5	0
Dyana Thompson	22	67	80	1.19	36	219	.201	17	0	0	1	17	0.25	3	57	60	0.90	3	5
WAC Stats	7	15	20	1.33	11	56	.161	3	0	0	0	2	0.13	0	13	13	0.87	0	1
Carrie Nash	28	105	386	3.68	170	1331	.162	25	20	15	39	420	4.00	1	42	43	0.41	3	3
WAC Stats	13	51	180	3.53	80	646	.155	13	12	10	17	184	3.61	0	22	22	0.43	2	2
Sarah Christensen	28	104	319	3.07	159	1028	.156	20	15	19	18	196	1.88	3	36	39	0.38	5	2
WAC Stats	13	51	126	2.47	53	384	.190	14	7	6	5	87	1.71	0	21	21	0.41	4	2
Nia Freeman	11	38	69	1.82	37	249	.129	5	0	0	4	12	0.32	1	11	12	0.32	2	0
WAC Stats	10	36	67	1.86	36	241	.129	5	0	0	4	12	0.33	1	11	12	0.33	2	0
Danielle Orong	27	82	0	0.00	0	8	.000	13	9	20	15	136	1.66	0	0	0	0.00	0	1
WAC Stats	12	41	0	0.00	0	4	.000	8	2	5	7	67	1.63	0	0	0	0.00	0	1
Brooke Herald	28	96	1	0.01	1	5	.000	15	25	14	9	220	2.29	0	0	0	0.00	0	0
WAC Stats	13	48	0	0.00	1	1	1.000	7	7	9	2	118	2.46	0	0	0	0.00	0	0
Melissa Maddux	3	3	1	0.33	0	2	.500	1	0	0	0	2	0.67	0	1	1	0.33	1	0
Darleah Querubin	7	9	6	0.67	6	19	.000	0	0	1	2	4	0.44	0	3	3	0.33	0	0
WAC Stats	4	4	3	0.75	2	5	.200	0	0	1	0	1	0.25	0	0	0	0.00	0	0
Rachel Dahlstedt	2	3	1	0.33	5	18	-.222	0	0	2	0	2	0.67	0	1	1	0.33	0	0
WAC Stats	2	3	1	0.33	5	18	-.222	0	0	2	0	2	0.67	0	1	1	0.33	0	0
SAN JOSÉ STATE....	28	105	1492	14.21	635	4460	.192	1341	158	155	149	1887	17.97	35	385	227.5	2.17	38	35
WAC Stats	13	51	701	13.75	294	2175	.187	629	74	79	65	913	17.90	17	178	106.0	2.08	19	20
Opponents.....	28	105	1627	15.50	791	4668	.179	1537	149	225	158	1986	18.91	58	449	282.5	2.69	73	55
WAC Stats	13	51	835	16.37	380	2292	.199	795	65	112	74	1004	19.69	30	212	136.0	2.67	39	27



2005 SAN JOSÉ STATE VOLLEYBALL ROSTER

NO	NAME	POS	HT	YR	HOMETOWN/LAST SCHOOL
1	Courtney Lorusso	OH	6-1	FR	Glendora, Calif./Glendora HS
2	Niki Clement	OH	5-9	FR	Long Beach, Calif./Long Beach Poly HS
5	Melissa Maddux	RS	5-11	SR	Phoenix, Ariz./Glendale CC
6	Brittany Collet	S	5-11	FR	Newbury Park, Calif./Newbury Park HS
7	Sarah Christensen	OH	5-9	JR	Santa Cruz, Calif./Harbor HS
9	Jessie Shull	L	5-5	JR	Downey, Calif./Warren HS
10	Justine Pingue	DS	5-2	SO	San Martin, Calif./Live Oak HS
11	Kristina Conrad	S	5-10	JR	Morgan Hill, Calif./Live Oak HS
12	Amber Biddle	MB	6-4	FR	Dalton Gardens, Idaho/Coeur d'Alene HS
16	Danielle Orong	DS/L	5-3	SR	San Jose, Calif./West Valley College
17	Dyana Thompson	RS/MB	5-10	JR	Simi Valley, Calif./Royal HS
20	Nia Freeman	OH	5-9	SO	Sacramento, Calif./Christian Brothers HS
21	Jennifer Senftleben	MB	6-1	SO	Canyon Lake, Calif./Temescal Canyon HS
36	Colleen Burke	MB	5-10	FR	Huntington Beach, Calif./Edison HS

HEAD COACH: Craig Choate (Brigham Young, 1978; 13th season)

ASSOCIATE HEAD COACH: Gary Mano (Brigham Young, 1992; 10th season)

ASSISTANT COACH: Kimberly Noble (San José State, 2005; 1st season)

2005 Final Results (1-27, 1-15 WAC)

8/26	W	at UC Davis	3-1	9/27	L	at Santa Clara	3-0
9/2-3		Falcon Invitational		10/6	L	at Nevada	3-0
9/2	W	Weber State	3-2	10/8	L	at Utah State	3-1
9/2	L	Wisconsin	3-0	10/13	W	LOUISIANA TECH	3-0
9/3	W	Air Force	3-1	10/15	L	NEW MEXICO STATE	3-0
9/6	L	at San Francisco	3-2	10/20	W	NEVADA	3-2
9/9-10		Cal Poly/Best Western Royal Oak Invitational		10/22	L	at Hawaii	3-0
9/9	W	Loyola	3-0	10/27	W	at Fresno State	3-1
9/10	W	Portland	3-2	10/29	L	UTAH STATE	3-1
9/10	L	Cal Poly	3-1	11/3	W	at Louisiana Tech	3-0
9/16-17		Hawthorne Suites Fullerton Classic		11/5	L	at New Mexico State	3-1
9/16	L	CS Fullerton	3-1	11/10	L	FRESNO STATE	3-2
9/17	L	UC Riverside	3-0	11/12	L	HAWAII	3-0
9/17	L	Loyola Marymount	3-2	11/17	W	at Boise State	3-1
9/22	W	IDAHO	3-2	11/19	L	at Idaho	3-2
9/24	W	BOISE STATE	3-0	11/24	W	WAC Tournament, Reno, Nev.	
				11/24	L	New Mexico State	3-1

2005 Final Statistics

Player	MP	G	K	K/G	E	TA	Pct	A	SA	SE	RE	DIG	D/G	BS	BA	TB	B/G	BE	BHE	PTS
Colleen Burke	29	113	342	3.03	123	814	.269	3	24	32	2	53	0.47	7	66	73	0.65	2	2	406.0
WAC Stats	16	61	201	3.30	65	463	.294	2	13	14	1	35	0.57	4	38	42	0.69	1	1	237.0
Dyana Thompson	28	100	118	1.18	40	297	.263	5	0	0	2	15	0.15	4	81	85	0.85	5	3	162.5
WAC Stats	16	61	76	1.25	26	193	.259	3	0	0	2	10	0.16	2	48	50	0.82	2	3	102.0
Jessie Shull	29	113	4	0.04	1	13	.231	80	32	15	34	550	4.87	0	0	0	0.00	0	2	36.0
WAC Stats	16	61	0	0.00	0	5	.000	50	19	3	16	294	4.82	0	0	0	0.00	0	1	19.0
Jennifer Senftleben	29	113	469	4.15	202	1419	.188	15	27	19	41	262	2.32	9	36	45	0.40	7	1	523.0
WAC Stats	16	61	282	4.62	114	828	.203	2	13	9	22	153	2.51	5	13	18	0.30	4	0	306.5
Brittany Collet	29	111	42	0.38	21	113	.186	1274	23	29	4	222	2.00	1	41	42	0.38	3	21	86.5
WAC Stats	16	61	25	0.41	6	59	.322	710	13	8	3	128	2.10	1	27	28	0.46	3	15	52.5
Amber Biddle	7	13	6	0.46	4	11	.182	0	0	0	0	2	0.15	1	7	8	0.62	0	0	10.5
WAC Stats	3	8	4	0.50	2	7	.286	0	0	0	0	0	0.00	0	5	5	0.62	0	0	6.5
Nia Freeman	27	83	142	1.71	70	447	.161	8	0	8	18	103	1.24	4	41	45	0.54	3	1	166.5
WAC Stats	16	56	99	1.77	51	321	.150	5	0	7	12	73	1.30	4	32	36	0.64	2	1	119.0
Niki Clement	29	108	238	2.20	134	681	.153	13	10	16	18	114	1.06	12	84	96	0.89	4	3	302.0
WAC Stats	16	56	128	2.29	75	372	.142	8	7	13	7	61	1.09	6	44	50	0.89	2	1	163.0
Kristina Conrad	25	98	243	2.48	125	782	.151	71	32	15	15	180	1.84	4	14	18	0.18	1	8	286.0
WAC Stats	12	46	68	1.48	41	237	.114	32	10	5	4	73	1.59	0	3	3	0.07	0	2	79.5
Danielle Orong	29	113	3	0.03	2	8	.125	18	23	28	19	261	2.31	0	0	0	0.00	0	4	26.0
WAC Stats	16	61	1	0.02	2	5	-.200	10	14	18	9	133	2.18	0	0	0	0.00	0	3	15.0
Melissa Maddux	1	1	0	0.00	0	0	.000	0	0	0	0	1	1.00	0	0	0	0.00	0	0	0.0
SAN JOSÉ STATE	29	113	1607	14.22	722	4585	.193	1487	171	162	171	1763	15.60	42	370	227.0	2.01	25	45	2005.0
WAC Stats	16	61	884	14.49	382	2490	.202	822	89	77	86	960	15.74	22	210	127.0	2.08	14	27	1100.0
Opponents	29	113	1840	16.28	748	4676	.234	1699	171	248	171	1888	16.71	58	515	315.5	2.79	59	90	2326.5
WAC Stats	16	61	1009	16.54	408	2557	.235	931	86	128	89	1019	16.70	31	289	175.5	2.88	30	56	1270.5



2006 SAN JOSÉ STATE VOLLEYBALL ROSTER

NO	NAME	POS	HT	YR	HOMETOWN/LAST SCHOOL
1	Courtney Lorusso	OH	6-1	FR	Glendora, Calif./Glendora HS
2	Niki Clement	MB	5-8	SO	Long Beach, Calif./Long Beach Poly HS
3	Kristal Tsukano	DS/L	5-3	FR	Honolulu, Hawaii/Kamehameha HS
4	Kelly Crow	OH	5-10	SO	Alamo, Calif./UC Riverside
6	Brittany Collet	S	5-10	SO	Newbury Park, Calif./Newbury Park HS
7	Sarah Christensen	OH	5-9	SR	Santa Cruz, Calif./Harbor HS
9	Jessie Shull	L	5-4	SR	Downey, Calif./Warren HS
10	Thao Pham	DS	5-3	SO	San Jose, Calif./Piedmont Hills HS
11	Kristina Conrad	S	5-10	SR	Morgan Hill, Calif./Live Oak HS
12	Amber Biddle	MB/RS	6-4	SO	Dalton Gardens, Idaho/Coeur d'Alene HS
17	Dyana Thompson	MB	5-10	SR	Simi Valley, Calif./Royal HS
20	Nia Freeman	OH/RS	5-8	JR	Sacramento, Calif./Christian Brothers HS
21	Jennifer Senftleben	OH	6-1	JR	Canyon Lake, Calif./Temescal Canyon HS
22	Keri Anglin	OH	6-1	JR	Winters, Calif./Sacramento City College
36	Colleen Burke	MB	5-10	SO	Huntington Beach, Calif./Edison HS

HEAD COACH: Craig Choate (Brigham Young, 1978; 14th season)

ASSISTANT COACH: Jeanine Haldi (San José State, 2003; 1st season)

ASSISTANT COACH: Jeremy Penaflor (San José State; 1st season)

2006 Final Results (19-12, 9-7 WAC)

8/25-26	Hilton Garden Inn/NAU Invitational	9/23	L	at Utah State	3-1
8/25	W Fordham	9/30	L	HAWAII	3-0
8/26	W Central Arkansas	10/5	W	at Boise State	3-0
8/26	W Northern Arizona	10/7	L	at Idaho	3-1
9/1-2	USF Powerade/Asics Classic	10/12	W	NEVADA	3-0
9/1	L San Francisco	10/14	W	UTAH STATE	3-2
9/2	L UC Santa Barbara	10/19	W	LOUISIANA TECH	3-0
9/6	W UC DAVIS	10/21	L	NEW MEXICO STATE	3-0
9/8-9	New Hampshire Tournament	10/25	W	at Fresno State	3-2
9/8	W Texas-San Antonio	10/29	L	at Hawaii	3-1
9/9	W New Hampshire	11/2	W	FRESNO STATE	3-0
9/9	W Brown	11/9	W	BOISE STATE	3-0
9/12	L SANTA CLARA	11/11	W	IDAHO	3-0
9/15-16	SJSU HYATT INVITATIONAL	11/16	W	at Louisiana Tech	3-0
9/15	W Utah Valley State	11/18	L	at New Mexico State	3-0
9/16	W Harvard	11/22-23		WAC Tournament, Reno, Nev.	
9/16	L CS Northridge	11/22	W	Nevada	3-1
9/21	L at Nevada	11/23	L	Hawaii	3-0

2006 Final Statistics

Player	MP	G	K	K/G	E	TA	Pct	A	SA	SE	RE	DIG	D/G	BS	BA	TB	B/G	BE	BHE	PTS
Colleen Burke	31	112	332	2.96	85	736	.336	13	20	9	1	68	0.61	2	85	87	0.78	1	3	396.5
WAC Stats	16	56	161	2.88	42	359	.331	6	8	6	1	30	0.54	0	43	43	0.77	0	2	190.5
Dyana Thompson	13	30	36	1.20	12	77	.312	0	0	0	0	3	0.10	0	19	19	0.63	2	1	45.5
WAC Stats	7	22	32	1.45	10	63	.349	0	0	0	0	3	0.14	0	12	12	0.55	2	1	38.0
Kristal Tsukano	31	111	4	0.04	0	13	.308	12	22	25	15	242	2.18	0	0	0	0.00	0	3	26.0
WAC Stats	16	55	1	0.02	0	6	.167	8	8	10	10	125	2.27	0	0	0	0.00	0	2	9.0
Niki Clement	31	110	400	3.64	153	1004	.246	1	0	3	3	45	0.41	8	89	97	0.88	7	1	452.5
WAC Stats	16	56	226	4.04	97	606	.213	0	0	0	1	23	0.41	4	39	43	0.77	2	1	249.5
Courtney Lorusso	8	27	89	3.30	35	248	.218	3	0	0	2	15	0.56	0	11	11	0.41	3	0	94.5
Kristina Conrad	30	106	24	0.23	7	81	.210	1259	27	11	1	223	2.10	4	46	50	0.47	4	36	78.0
WAC Stats	16	55	14	0.25	3	38	.289	672	17	8	0	122	2.22	2	23	25	0.45	3	20	44.5
Sarah Christensen	30	104	173	1.66	70	510	.202	29	20	23	35	211	2.03	1	55	56	0.54	2	4	221.5
WAC Stats	15	50	96	1.92	46	271	.185	17	7	9	22	106	2.12	0	24	24	0.48	2	4	115.0
Keri Anglin	27	76	160	2.11	64	503	.191	4	2	3	5	60	0.79	7	31	38	0.50	2	3	184.5
WAC Stats	15	43	80	1.86	32	228	.211	2	1	2	2	26	0.60	6	23	29	0.67	1	2	98.5
Jennifer Senftleben	31	112	454	4.05	211	1398	.174	6	28	22	12	164	1.46	9	40	49	0.44	6	2	511.0
WAC Stats	16	56	232	4.14	107	718	.174	3	10	9	3	59	1.05	7	27	34	0.61	2	0	262.5
Amber Biddle	4	11	10	0.91	8	42	.048	0	0	0	0	2	0.18	0	9	9	0.82	0	1	14.5
WAC Stats	1	3	2	0.67	3	11	-.091	0	0	0	0	0	0.00	0	3	3	1.00	0	1	3.5
Jessie Shull	31	112	3	0.03	3	17	.000	89	39	18	28	676	6.04	0	0	0	0.00	0	6	42.0
WAC Stats	16	56	3	0.05	0	7	.429	35	17	10	14	324	5.79	0	0	0	0.00	0	3	20.0
Kelly Crow	12	37	6	0.16	6	32	.000	0	1	0	7	57	1.54	0	1	1	0.03	0	2	7.5
WAC Stats	10	31	6	0.19	6	32	.000	0	1	0	7	50	1.61	0	1	1	0.03	0	2	7.5
Brittany Collet	12	19	2	0.11	3	14	-.071	116	4	1	0	29	1.53	0	5	5	0.26	0	8	8.5
WAC Stats	5	7	0	0.00	1	3	-.333	30	3	0	0	10	1.43	0	1	1	0.14	0	5	3.5
Thao Pham	22	59	0	0.00	3	5	-.600	2	12	3	16	95	1.61	0	0	0	0.00	0	0	12.0
WAC Stats	15	42	0	0.00	3	5	-.600	2	6	1	13	68	1.62	0	0	0	0.00	0	0	6.0
SAN JOSÉ STATE	31	112	1693	15.12	660	4680	.221	1534	175	118	136	1890	16.88	31	391	226.5	2.02	27	70	2094.5
WAC Stats	16	56	853	15.23	350	2347	.214	775	78	55	77	946	16.89	19	196	117.0	2.09	12	43	1048.0
Opponents	31	112	1786	15.95	789	4859	.205	1686	137	261	175	1930	17.23	48	547	321.5	2.87	69	84	2244.5
WAC Stats	16	56	892	15.93	381	2421	.211	841	77	132	78	929	16.59	29	300	179.0	3.20	36	50	1148.0



2007 SAN JOSÉ STATE VOLLEYBALL ROSTER

NO	NAME	POS	HT	YR	HOMETOWN/LAST SCHOOL
2	Niki Clement	OH/MB	5-8	JR	Long Beach, Calif./Long Beach Poly HS
3	Kristal Tsukano	L/DS	5-3	SO	Honolulu, Hawaii/Kamehameha HS
4	Kelly Crow	OH	5-10	JR	Alamo, Calif./UC Riverside
5	Brianna Amian	OH	5-10	FR	Honolulu, Hawaii/Moanalua HS
6	Brittany Collet	S	5-10	JR	Newbury Park, Calif./Newbury Park HS
7	Brittany Julian	OH	5-11	FR	Sherman Oaks, Calif./Harvard-Westlake HS
9	Courtney Zellmer	RS/S	5-10	FR	Oakdale, Calif./Oakdale HS
10	Thao Pham	DS	5-3	JR	San Jose, Calif./Piedmont Hills HS
11	Sarah Taylor	RS	5-11	FR	Salinas, Calif./Salinas HS
12	Amber Biddle	RS	6-4	JR	Dalton Gardens, Idaho/Coeur d'Alene HS
13	Emily Burke	S	5-10	FR	San Jose, Calif./Archbishop Mitty HS
20	Nia Freeman	RS/ OH	5-8	SR	Sacramento, Calif./Christian Brothers HS
21	Jennifer Senftleben	OH	6-1	SR	Canyon Lake, Calif./Temescal Canyon HS
22	Keri Anglin	MB/OH	6-1	SR	Winters, Calif./Sacramento City College
36	Colleen Burke	MB	5-10	JR	Huntington Beach, Calif./Edison HS

HEAD COACH: Oscar Crespo (San José State, 1990; 1st season)

ASSISTANT COACH: Jason Dupler (San José State, 2007; 1st season)

ASSISTANT COACH: Katie Goldhahn (Stanford, 2006; 1st season)

VOLUNTEER ASSISTANT COACH: Jeanine Haldi (San José State, 2002; 2nd season)

2007 Final Results (14-15, 7-9 WAC)

8/24-25	MCM Elegante Lobo Classic	9/27	L	UTAH STATE	3-0
8/24	W Grambling State	9/29	L	NEVADA	3-0
8/25	W Florida Atlantic	10/4	W	LOUISIANA TECH	3-0
8/25	L New Mexico	10/6	L	NEW MEXICO STATE	3-0
8/31-9/1	ASU/Bancorp South Classic	10/11	L	at Idaho	3-2
8/31	W Northwestern State	10/13	W	at Boise State	3-0
9/1	W Murray State	10/18	W	at Louisiana Tech	3-0
9/1	L Arkansas State	10/20	L	at New Mexico State	3-0
9/7-8	UVU/La Quinta Inn & Suites Invitational	10/22	W	FRESNO STATE	3-0
9/7	W Arizona State	10/25	W	BOISE STATE	3-2
9/8	L Utah Valley	10/27	W	IDAHO	3-2
9/8	W Weber State	11/1	W	at Fresno State	3-1
9/12	L SAN FRANCISCO	11/3	L	at Nevada	3-2
9/15	L at Utah State	11/8	L	at Hawaii	3-0
9/21	L at Santa Clara	11/15-16		WAC Tournament, Las Cruces, N.M.	
9/24	L HAWAII	11/15	W	Utah State	3-2
		11/16	L	New Mexico State	3-0

Final 2007 Statistics

Player	MP	S	K	K/S	E	TA	Pct	A	SA	SE	RE	DIG	D/S	BS	BA	TB	B/S	BE	BHE	PTS
Kristal Tsukano	29	105	6	0.06	1	12	.417	68	8	36	26	415	3.95	0	0	0	0.00	0	6	14.0
WAC Matches	16	56	4	0.07	0	7	.571	34	2	10	16	227	4.05	0	0	0	0.00	0	6	6.0
Colleen Burke	29	106	277	2.61	64	621	.343	13	29	26	2	55	0.52	7	67	74	0.70	1	3	346.5
WAC Matches	16	58	153	2.64	44	354	.308	8	21	15	1	32	0.55	4	36	40	0.69	1	3	196.0
Brittany Julian	2	2	1	0.50	0	3	.333	0	0	0	0	2	1.00	0	1	1	0.50	0	0	1.5
Keri Anglin	28	99	255	2.58	81	627	.278	13	15	19	0	73	0.74	23	91	114	1.15	6	1	338.5
WAC Matches	15	51	130	2.55	52	341	.229	7	8	14	0	49	0.96	14	40	54	1.06	1	1	172.0
Jennifer Senftleben	25	87	323	3.71	145	961	.185	10	17	13	17	173	1.99	9	26	35	0.40	1	2	362.0
WAC Matches	13	42	150	3.57	71	453	.174	5	7	3	10	86	2.05	2	9	11	0.26	1	1	163.5
Nia Freeman	25	75	104	1.39	49	306	.180	3	0	0	2	29	0.39	1	31	32	0.43	3	0	120.5
WAC Matches	15	48	74	1.54	35	216	.181	1	0	0	0	15	0.31	1	19	20	0.42	2	0	84.5
Brianna Amian	24	73	140	1.92	77	381	.165	12	6	25	13	79	1.08	4	61	65	0.89	0	1	180.5
WAC Matches	11	31	51	1.65	36	148	.101	3	1	5	4	18	0.58	3	19	22	0.71	0	0	64.5
Emily Burke	29	108	70	0.65	35	216	.162	1236	23	48	2	296	2.74	0	30	30	0.28	7	54	108.0
WAC Matches	16	56	35	0.62	16	114	.167	657	11	28	1	165	2.95	0	18	18	0.32	3	39	55.0
Niki Clement	29	104	350	3.37	215	939	.144	24	15	40	46	354	3.40	11	35	46	0.44	3	0	393.5
WAC Matches	16	53	194	3.66	126	522	.130	9	6	20	18	204	3.85	2	16	18	0.34	2	0	210.0
Kelly Crow	28	85	110	1.29	62	428	.112	19	19	12	13	201	2.36	1	15	16	0.19	0	3	137.5
WAC Matches	15	50	74	1.48	39	251	.139	9	12	8	6	133	2.66	0	9	9	0.18	0	3	90.5
Thao Pham	15	28	0	0.00	0	2	.000	2	5	10	6	38	1.36	0	0	0	0.00	0	0	5.0
WAC Matches	8	12	0	0.00	0	0	.000	1	3	5	0	8	0.67	0	0	0	0.00	0	0	3.0
Sarah Taylor	3	3	3	1.00	3	9	.000	1	0	0	0	1	0.33	0	0	0	0.00	0	0	3.0
WAC Matches	2	2	3	1.50	2	7	.143	1	0	0	0	1	0.50	0	0	0	0.00	0	0	3.0
Courtney Zellmer	27	84	4	0.05	5	25	-.040	108	13	25	8	177	2.11	0	2	2	0.02	1	4	18.0
WAC Matches	16	55	3	0.05	4	19	-.053	76	8	17	6	123	2.24	0	1	1	0.02	0	3	11.5
Amber Biddle	5	7	1	0.14	2	4	-.250	0	0	0	0	0	0.00	0	0	0	0.00	0	0	1.0
WAC Matches	2	3	0	0.00	1	1	-1.000	0	0	0	0	0	0.00	0	0	0	0.00	0	0	0.0
Brittany Collet	2	2	0	0.00	1	1	-1.000	7	1	0	0	2	1.00	0	0	0	0.00	0	0	1.0
TEAM																				18
SAN JOSÉ STATE	29	110	1644	14.95	740	4535	.199	1516	151	254	153	1895	17.23	56	359	235.5	2.14	22	74	2030.5
WAC Matches	16	58	871	15.02	426	2433	.183	811	79	125	74	1061	18.29	26	167	109.5	1.89	10	56	1059.5
Opponents	29	110	1553	14.12	734	4515	.181	1428	153	231	151	1817	16.52	51	452	277.0	2.52	46	70	1983.0
WAC Matches	16	58	806	13.90	390	2444	.170	739	74	108	79	958	16.52	28	270	163.0	2.81	27	52	1043.0



2008 SAN JOSÉ STATE VOLLEYBALL ROSTER

NO	NAME	POS	HT	YR	HOMETOWN/LAST SCHOOL
1	Thao Pham	DS/L	5-3	JR	San José, Calif./Piedmont Hills HS
2	Niki Clement	OH/MB	5-8	SR	Long Beach, Calif./Long Beach Poly HS
3	Kristal Tsukano	L/DS	5-3	JR	Honolulu, Hawaii/Kamehameha HS
4	Kelly Crow	OH	5-10	SR	Alamo, Calif./UC Riverside
5	Brianna Amian	RS/OH	5-10	SO	Honolulu, Hawaii/Moanalua HS
6	Brittany Collet	S	5-10	SR	Newbury Park, Calif./Newbury Park HS
7	Kylie Miraldi	MB	6-1	FR	Grass Valley, Calif./Nevada Union HS
8	Devan Wong	DS/L	5-0	FR	El Sobrante, Calif./Salesian HS
9	Courtney Zellmer	RS/S	5-10	SO	Oakdale, Calif./Oakdale HS
11	Ali Hanshaw	DS/OH	5-6	JR	Mountain View, Calif./De Anza College
12	Amber Biddle	RS	6-4	SR	Dalton Gardens, Idaho/Coeur d'Alene HS
13	Emily Burke	S	5-10	SO	San Jose, Calif./Archbishop Mitty HS
20	Nia Freeman	MB/RS	5-8	SR	Sacramento, Calif./Christian Brothers HS
22	Kaci Miller	MB	6-3	FR	Folsom, Calif./Folsom HS
24	Sarah McAtee	OH	6-0	FR	Grass Valley, Calif./Nevada Union HS
36	Colleen Burke	MB	5-10	SR	Huntington Beach, Calif./Edison HS

HEAD COACH: Oscar Crespo (San José State, 1990; 2nd season)

ASSISTANT COACH: Jeanine Haldi (San José State, 2002; 3rd season)

ASSISTANT COACH: Annie Feller (UC Riverside, 1987; 1st season)

STUDENT ASSISTANT COACH: Keri Anglin (San José State, 2009; 1st season)

2008 Final Results (13-18, 7-9 WAC)

8/29-30	Sheraton Four Points Wildcat Classic	9/29	L	HAWAII	3-0
8/29	W Gardner-Webb	10/2	L	NEW MEXICO STATE	3-0
8/29	L Arizona	10/4	W	LOUISIANA TECH	3-0
8/30	L Weber State	10/9	W	at Boise State	3-0
9/1	L ST. JOHN'S	10/11	L	at Idaho	3-1
9/5-6	Sacramento State Invitational	10/18	W	CSU BAKERSFIELD	3-1
9/5	L Saint Mary's	10/21	L	SANTA CLARA	3-1
9/6	W Sacramento State	10/24	L	at Hawaii	3-0
9/6	L Cal State Northridge	10/30	W	FRESNO STATE	3-0
9/12-13	Four Points Sheraton LAX/LMU Volleyball Classic	11/1	L	IDAHO	3-1
9/12	W UC Irvine	11/6	L	at Utah State	3-1
9/13	L Loyola Marymount	11/8	W	NEVADA	3-1
9/13	W Pittsburgh	11/13	W	at Louisiana Tech	3-2
9/18	L BOISE STATE	11/15	L	at New Mexico State	3-0
9/20	L UTAH STATE	11/20-21		WAC Tournament, Honolulu, Hawaii	
9/25	W at Nevada	11/20	W	Utah State	3-2
9/27	W at Fresno State	11/21	L	New Mexico State	3-0
		11/25	L	at San Francisco	3-0

2008 Final Statistics

Player	MP	S	K	K/S	E	TA	Pct	A	SA	SE	RE	DIG	D/S	BS	BA	TB	B/S	BE	BHE	PTS
Kristal Tsukano	31	116	23	0.20	6	48	.354	80	20	66	25	380	3.28	0	2	2	0.02	0	3	44.0
WAC	16	58	18	0.31	6	42	.286	40	12	31	13	190	3.28	0	2	2	0.03	0	2	31.0
Colleen Burke	31	116	245	2.11	69	551	.319	19	29	31	2	68	0.59	4	63	67	0.58	4	0	309.5
WAC	16	58	120	2.07	35	286	.297	11	17	11	0	38	0.66	1	26	27	0.47	3	0	151.0
Emily Burke	27	94	82	0.87	28	207	.261	856	21	30	1	167	1.78	1	15	16	0.17	8	14	111.5
WAC	12	40	23	0.58	13	84	.119	356	11	10	0	65	1.62	1	6	7	0.17	2	6	38.0
Nia Freeman	31	111	197	1.77	75	510	.239	12	0	1	1	34	0.31	10	71	81	0.73	7	0	242.5
WAC	16	53	106	2.00	34	263	.274	6	0	0	0	20	0.38	3	30	33	0.62	3	0	124.0
Kelly Crow	30	111	386	3.48	132	1074	.236	26	11	20	33	282	2.54	2	31	33	0.30	5	0	414.5
WAC	15	53	201	3.79	72	567	.228	8	8	10	18	160	3.02	0	11	11	0.21	1	0	214.5
Kylie Miraldi	26	74	71	0.96	22	219	.224	5	0	0	0	19	0.26	6	47	53	0.72	5	0	100.5
WAC	14	45	45	1.00	13	142	.225	0	0	0	0	13	0.29	3	22	25	0.56	5	0	59.0
Brittany Collet	19	40	15	0.38	6	42	.214	279	7	5	0	73	1.83	1	4	5	0.12	0	2	25.0
WAC	11	26	14	0.54	3	30	.367	212	6	3	0	65	2.50	1	1	2	0.08	0	1	21.5
Niki Clement	16	60	166	2.77	89	466	.165	15	9	19	28	145	2.42	5	19	24	0.40	1	0	189.5
WAC	6	21	51	2.43	33	147	.122	1	5	3	12	47	2.24	3	2	5	0.24	0	0	60.0
Brianna Amian	31	112	274	2.45	159	867	.133	18	26	31	21	176	1.57	6	51	57	0.51	7	1	331.5
WAC	16	56	151	2.70	95	518	.108	10	16	18	15	112	2.00	4	31	35	0.62	4	0	186.5
Amber Biddle	15	19	0	0.00	0	2	.000	0	0	0	0	1	0.05	0	2	2	0.11	0	0	1.0
WAC	8	11	0	0.00	0	1	.000	0	0	0	0	1	0.09	0	2	2	0.18	0	0	1.0
Thao Pham	26	53	0	0.00	0	4	.000	8	4	7	7	67	1.26	0	0	0	0.00	0	0	4.0
WAC	14	28	0	0.00	0	1	.000	5	4	2	6	48	1.71	0	0	0	0.00	0	0	4.0
Courtney Zellmer	31	105	3	0.03	4	14	-.071	36	12	32	1	165	1.57	0	0	0	0.00	0	2	15.0
WAC	16	55	3	0.05	4	11	-.091	26	5	18	1	97	1.76	0	0	0	0.00	0	1	8.0
Sarah McAtee	13	25	4	0.16	9	34	-.147	0	1	3	1	6	0.24	0	3	3	0.12	1	0	6.5
WAC	8	17	2	0.12	6	24	-.167	0	1	2	1	3	0.18	0	3	3	0.12	1	0	4.5
TEAM																				
WAC									22											
SAN JOSÉ STATE	30	116	1466	12.64	599	4038	.215	1354	140	245	142	1583	13.65	35	308	189.0	1.63	38	22	1795.0
WAC	16	58	734	12.66	314	2116	.198	675	85	108	77	859	14.81	16	136	84.0	1.45	19	10	903.0
Opponents	30	116	1489	12.84	592	3948	.227	1390	142	226	140	1631	14.06	45	385	237.5	2.05	60	26	1868.5
WAC			727	12.53	294	2027	.214	679	77	92	85	894	15.41	18	203	119.5	2.06	31	16	923.5



2009 SAN JOSÉ STATE VOLLEYBALL ROSTER

NO	NAME	POS	HT	YR	HOMETOWN/LAST SCHOOL
1	Thao Pham	DS/L	5-3	SR	San Jose, Calif./Piedmont Hills HS
2	Taylor Japhet	OH	5-11	FR	Grass Valley, Calif./Nevada Union HS
3	Kristal Tsukano	L/DS	5-3	SR	Honolulu, Hawaii/Kamehameha HS
4	Keri Waller	RS/MB	6-0	JR	Woodland, Calif./Sacramento City College
5	Brianna Amian	OH/RS	5-10	JR	Honolulu, Hawaii/Moanalua HS
6	Sarah McAtee	OH	6-0	SO	Grass Valley, Calif./Nevada Union HS
7	Kylie Miraldi	MB	6-1	SO	Grass Valley, Calif./Nevada Union HS
8	Devan Wong	DS/L	5-0	SO	El Sobrante, Calif./Salesian HS
9	Courtney Zellmer	RS/S	5-10	JR	Oakdale, Calif./Oakdale HS
10	Asia Casino	S/DS	5-8	SO	San Jose, Calif./UC Davis
11	Alex Akana	MB/OH	6-0	FR	Kailua, Hawaii/Kamehameha HS
12	Rebecca Hagemann	DS/OH	5-7	JR	Palo Alto, Calif./Foothill College
13	Caitlin Andrade	S	5-9	FR	Kailua, Hawaii/Kamehameha HS
14	Katie Turner	OH/L	5-7	FR	Tracy, Calif./Tracy HS
15	Krista Miller	OH/MB	6-0	FR	San Ramon, Calif./California HS
22	Kaci Miller	MB	6-3	FR	Folsom, Calif./Folsom HS

HEAD COACH: Oscar Crespo (San José State, 1990; 3rd season)

ASSISTANT COACH: Jeanine Haldi (San José State, 2003; 4th season)

ASSISTANT COACH: Annie Feller (UC Riverside, 1987; 2nd season)

VOLUNTEER ASSISTANT: Nik Rao (UC Davis, 2009; 1st season)

2009 Final Results (1-27, 1-15 WAC)

8/28-29	The Invitational at Seattle				
8/28	L Washington	3-0	10/1	L at Utah State.....	3-0
8/29	L San Diego State.....	3-1	10/9	L at Hawaii	3-0
8/29	L Seattle.....	3-1	10/13	L SACRAMENTO STATE	3-2
9/4-5	31st Annual Bank of Stockton Classic		10/15	L NEW MEXICO STATE.....	3-1
9/4	L Pacific.....	3-0	10/17	W LOUISIANA TECH.....	3-2
9/5	L Stanford	3-0	10/22	L at Louisiana Tech	3-1
9/9	L at Saint Mary's.....	3-0	10/24	L at New Mexico State.....	3-1
9/11-12	Molten/Hilton Garden Inn Classic		10/29	L at Nevada	3-0
9/11	L Eastern Washington.....	3-1	10/31	L at Fresno State	3-1
9/12	L California	3-1	11/2	L HAWAII.....	3-0
9/18-19	USD Invitational		11/5	L UTAH STATE.....	3-1
9/18	L UC Irvine	3-0	11/7	L NEVADA.....	3-0
9/19	L San Diego	3-0	11/12	L at Idaho	3-0
9/24	L IDAHO.....	3-1	11/14	L at Boise State.....	3-1
9/26	L BOISE STATE.....	3-2	11/19	L FRESNO STATE.....	3-0
			11/21	L at CSU Bakersfield	3-0

2009 Final Statistics

Player	MP	S	K	K/S	E	TA	Pct	A	SA	SE	RE	DIG	D/S	BS	BA	TB	B/S	BE	BHE	PTS
Caitlin Andrade	28	96	92	0.96	21	236	.301	772	26	22	1	222	2.31	1	9	10	0.10	17	29	123.5
WAC Only	16	59	50	0.85	10	141	.284	504	21	15	1	141	2.39	0	7	7	0.12	10	16	74.5
Kylie Miraldi	28	101	220	2.18	78	575	.247	11	6	14	3	44	0.44	8	41	49	0.49	6	3	254.5
WAC Only	16	59	156	2.64	47	351	.311	5	6	12	0	26	0.44	4	25	29	0.49	2	1	178.5
Alex Akana	28	101	201	1.99	100	535	.189	10	15	31	2	37	0.37	5	41	46	0.46	2	2	241.5
WAC Only	16	59	122	2.07	66	324	.173	5	10	16	2	25	0.42	2	29	31	0.53	2	1	148.5
Sarah McAtee	23	54	67	1.24	40	194	.139	4	6	7	8	48	0.89	0	11	11	0.20	2	0	78.5
WAC Only	13	38	54	1.42	32	159	.138	4	5	6	7	44	1.16	0	10	10	0.26	2	0	64.0
Taylor Japhet	28	100	249	2.49	174	835	.090	8	7	10	15	88	0.88	4	19	23	0.23	13	2	269.5
WAC Only	16	59	149	2.53	110	511	.076	3	6	10	12	63	1.07	4	13	17	0.29	6	2	165.5
Asia Casino	18	46	9	0.20	6	36	.083	107	11	11	6	63	1.37	0	8	8	0.17	2	3	24.0
WAC Only	11	33	3	0.09	1	10	.200	42	7	7	5	44	1.33	0	1	1	0.03	1	2	10.5
Kristal Tsukano	28	101	118	1.17	98	463	.043	55	8	50	36	313	3.10	1	7	8	0.08	4	7	130.5
WAC Only	16	59	63	1.07	51	240	.050	35	5	24	18	179	3.03	0	5	5	0.08	4	6	70.5
Krista Miller	26	81	95	1.17	95	405	.000	5	1	1	7	52	0.64	0	27	27	0.33	2	1	109.5
WAC Only	15	55	73	1.33	73	297	.000	4	0	1	7	43	0.78	0	21	21	0.38	2	1	83.5
Courtney Zellmer	25	81	42	0.52	55	159	-.082	29	18	38	39	206	2.54	2	4	6	0.07	1	0	64.0
WAC Only	13	39	5	0.13	8	26	-.115	10	8	13	15	92	2.36	0	0	0	0.00	0	0	13.0
Kaci Miller	10	18	1	0.06	2	8	-.125	1	0	0	0	1	0.06	0	1	1	0.06	3	0	1.5
WAC Only	6	14	1	0.07	2	7	-.143	1	0	0	0	1	0.07	0	1	1	0.07	3	0	1.5
Katie Turner	28	79	16	0.20	27	81	-.136	12	9	39	14	146	1.85	0	2	2	0.03	1	3	26.0
WAC Only	16	41	4	0.10	12	27	-.296	6	2	17	7	56	1.37	0	0	0	0.00	0	2	6.0
Thao Pham	25	85	1	0.01	3	9	-.222	31	17	21	23	227	2.67	0	0	0	0.00	0	3	18.0
WAC Only	13	43	1	0.02	1	5	.000	17	8	12	15	124	2.88	0	0	0	0.00	0	2	9.0
Devan Wong	7	11	0	0.00	1	1	-1.000	0	0	1	1	12	1.09	0	0	0	0.00	0	0	0.0
WAC Only	2	6	0	0.00	0	0	.000	0	0	0	1	9	1.50	0	0	0	0.00	0	0	0.0
TEAM												11								
WAC Only												6								
SAN JOSÉ STATE	28	101	1111	11.00	700	3537	.116	1045	124	245	166	1459	14.45	21	170	106.0	1.05	53	53	1341.0
WAC Only	16	59	681	11.54	413	2098	.128	636	78	133	96	847	14.36	10	112	66.0	1.12	32	33	825.0
Opponents	28	101	1227	12.15	450	3351	.232	1093	166	202	124	1420	14.06	62	375	249.5	2.47	33	24	1642.5
WAC Only	16	59	720	12.20	274	1991	.224	641	96	97	78	823	13.95	41	233	157.5	2.67	19	15	973.5



2010 SAN JOSÉ STATE VOLLEYBALL ROSTER

NO	NAME	POS	HT	YR	HOMETOWN/LAST SCHOOL
1	Hanah Blume	LS	6-0	FR	Columbia, Calif./Sonora HS
2	Taylor Japhet	LS	5-11	SO	Grass Valley, Calif./Nevada Union HS
3	Sarah Griest	LS/RS	6-0	FR	Foster City, Calif./San Mateo HS
5	Brianna Amian	LS/RS	5-10	JR	Kaneohe, Hawaii/Moanalua HS
6	Sarah McAtee	RS/LS	6-0	JR	Grass Valley, Calif./Nevada Union HS
7	Kylie Miraldi	MB	6-1	JR	Grass Valley, Calif./Nevada Union HS
9	Courtney Zellmer	L	5-10	SR	Oakdale, Calif./Oakdale HS
10	Asia Casino	S/DS	5-8	JR	San Jose, Calif./UC Davis
11	Alex Akana	MB	6-0	SO	Kailua, Hawaii/Kamehameha HS
12	Lindsay Noone	LS/RS	5-11	FR	San Jose, Calif./Leigh HS
13	Caitlin Andrade	S	5-9	SO	Kailua, Hawaii/Kamehameha HS
14	Katie Turner	DS/L	5-7	SO	Tracy, Calif./Tracy HS
15	Krista Miller	LS/RS	6-0	SO	San Ramon, Calif./California HS
44	Leilani Marple	DS/L	5-4	SR	Ewa Beach, Hawaii/Concordia Univ.

HEAD COACH: Oscar Crespo (San José State, 1990; 4th season)

ASSISTANT COACH: Jeanine Haldi (San José State, 2003; 5th season)

ASSISTANT COACH: Annie Feller (UC Riverside, 1987; 3rd season)

VOLUNTEER ASSISTANT: Nik Rao (UC Davis, 2009; 2nd season)

2010 Final Results (8-22, 3-13 WAC)

8/27-28	North Dakota Classic	9/23	L	BOISE STATE	3-2
8/27	L North Dakota	9/25	W	IDAHO	3-2
8/28	L Gonzaga	9/30	L	at Nevada	3-0
8/28	L Drake	10/2	W	at Utah State	3-1
9/1-3	SJSU/SMC TOURNAMENT	10/4	L	at Idaho	3-0
9/1	L SAINT MARY'S	10/7	L	NEW MEXICO STATE	3-0
9/2	L #14 UCLA	10/9	W	LOUISIANA TECH	3-0
9/3	W UC RIVERSIDE	10/15	L	at #4 Hawaii	3-0
9/7	L at Sacramento State	10/19	L	PACIFIC	3-0
9/10-11	SJSU TOURNAMENT	10/23	L	FRESNO STATE	3-1
9/10	W PORTLAND STATE	10/28	L	UTAH STATE	3-0
9/11	W SEATTLE	10/30	L	NEVADA	3-2
9/11	W CSU BAKERSFIELD	11/4	L	at Louisiana Tech	3-1
9/17-18	UNLV Classic	11/6	L	at New Mexico State	3-1
9/17	L Xavier	11/13	L	#3 HAWAII	3-0
9/18	W UNLV	11/15	L	at Boise State	3-1
9/18	L Cal State Northridge	11/18	L	at Fresno State	3-0

2010 Final Statistics

Player	MP	S	K	K/S	E	TA	Pct	A	SA	SE	RE	DIG	D/S	BS	BA	TB	B/S	BE	BHE	PTS
Hanah Blume	30	102	295	2.89	154	845	.167	33	12	23	27	220	2.16	0	18	18	0.18	1	2	316.0
WAC Only	16	57	154	2.70	87	465	.144	19	10	12	13	114	2.00	0	14	14	0.25	0	1	171.0
Alex Akana	29	103	217	2.11	84	529	.251	7	14	22	1	55	0.53	2	57	59	0.57	2	1	261.5
WAC Only	15	54	110	2.04	48	284	.218	4	5	8	1	23	0.43	1	27	28	0.52	1	0	129.5
Brianna Amian	30	102	183	1.79	118	568	.114	18	3	17	19	127	1.25	4	41	45	0.44	1	2	210.5
WAC Only	16	57	94	1.65	73	294	.071	13	1	8	11	87	1.53	3	25	28	0.49	0	1	110.5
Taylor Japhet	27	79	157	1.99	83	443	.167	8	6	13	10	56	0.71	1	18	19	0.24	3	1	173.0
WAC Only	15	47	109	2.32	59	304	.164	7	4	7	3	42	0.89	0	9	9	0.19	2	0	117.5
Kylie Miraldi	22	70	113	1.61	50	332	.190	8	1	3	1	18	0.26	5	38	43	0.61	4	0	138.0
WAC Only	16	54	87	1.61	34	254	.209	5	1	2	1	12	0.22	4	31	35	0.65	3	0	107.5
Caitlin Andrade	29	105	94	0.90	31	239	.264	10	11	22	0	212	2.02	1	15	16	0.15	9	13	116.5
WAC Only	15	56	53	0.95	19	137	.248	5	8	11	0	97	1.73	0	8	8	0.14	4	8	65.0
Krista Miller	22	55	89	1.62	61	273	.103	4	2	2	2	18	0.33	2	21	23	0.42	3	1	103.5
WAC Only	11	23	37	1.61	19	98	.184	1	0	0	0	5	0.22	1	12	13	0.57	1	0	44.0
Sarah Griest	26	63	86	1.37	28	214	.271	2	0	0	0	11	0.17	3	28	31	0.49	2	3	103.0
WAC Only	13	27	36	1.33	11	84	.298	0	0	0	0	4	0.15	2	9	11	0.41	0	1	42.5
Sarah McAtee	23	47	71	1.51	53	212	.085	0	1	6	4	23	0.49	0	16	16	0.34	8	1	80.0
WAC Only	13	25	37	1.48	19	112	.161	0	1	0	3	15	0.60	0	4	4	0.16	4	1	40.0
Asia Casino	29	100	8	0.08	8	32	.000	61	22	27	21	168	1.68	0	1	1	0.01	0	2	30.5
WAC Only	15	53	6	0.11	3	17	.176	44	11	10	9	100	1.89	0	1	1	0.02	0	1	17.5
Courtney Zellmer	30	98	5	0.05	5	21	.000	38	9	18	20	248	2.53	0	0	0	0.00	0	0	14.0
WAC Only	16	54	5	0.09	4	15	.067	15	6	6	6	102	1.89	0	0	0	0.00	0	0	11.0
Katie Turner	29	101	1	0.01	4	10	-.300	37	23	33	42	321	3.18	0	0	0	0.00	0	1	24.0
WAC Only	15	55	1	0.02	1	3	.000	23	14	25	25	197	3.58	0	0	0	0.00	0	0	15.0
Leilani Marple	10	13	0	0.00	0	0	.000	0	1	4	2	9	0.69	0	0	0	0.00	0	0	1.0
WAC Only	4	4	0	0.00	0	0	.000	0	0	2	2	1	0.25	0	0	0	0.00	0	0	0.0
Team											12									
WAC Only											6									
San José State	30	108	1319	12.21	679	3718	.172	1227	108	190	161	1486	13.76	18	253	144.5	1.34	33	27	1571.5
WAC Only	16	59	729	12.36	377	2067	.170	669	61	91	80	799	13.54	11	140	81.0	1.37	15	13	871.0
Opponents	30	108	1409	13.05	475	3598	.260	1299	161	196	108	1496	13.85	47	388	241.0	2.23	47	22	1811.0
WAC Only	16	59	791	13.41	264	1975	.267	739	80	101	61	826	14.00	20	236	138.0	2.34	29	11	1009.0



2011 SAN JOSÉ STATE VOLLEYBALL ROSTER

NO	NAME	POS	HT	YR	HOMETOWN/LAST SCHOOL
1	Hanah Blume	LS	6-0	SO	Columbia, Calif./Sonora HS/Mother Lode
2	Taylor Japhet	LS	5-11	JR	Grass Valley, Calif./Nevada Union HS/Force
3	Sarah Griest	RS/MB	6-0	SO	Foster City, Calif./San Mateo HS/City Beach
4	Mary Alice O'Reilly	MB	6-1	FR	San Bruno, Calif./Mercy HS/Vision
5	Brianna Amian	OH/RS	5-10	SR	Kaneohe, Hawaii/Moanalua HS/Imi Ike
6	Kiely Pieper	DS	5-10	FR	Los Gatos, Calif./Los Gatos HS/Vision
7	Kylie Miraldi	MB	6-1	SR	Grass Valley, Calif./Nevada Union HS/Force
8	Savanah Leaf	LS	6-0	FR	San Anselmo, Calif./Marin Academy HS/Golden Bear
9	Samantha O'Connell	LS	6-0	FR	Reno, Nev./Reno HS/Northern Nevada
10	Asia Casino	DS/S	5-8	SR	San Jose, Calif./UC Davis/Vision
11	Alex Akana	MB	6-0	JR	Kailua, Hawaii/Kamehameha HS/Imi Ike
12	Capri Tirrell	DS	5-6	FR	Kailua, Hawaii/Maryknoll HS/Maunalani
13	Caitlin Andrade	S	5-9	JR	Kailua, Hawaii/Kamehameha HS/Jammers
14	Katie Turner	L	5-7	JR	Tracy, Calif./Tracy HS/Rage
15	Krista Miller	RS	6-0	JR	San Ramon, Calif./California HS/Norcal

Head Coach: Oscar Crespo (San José State, 1990; 5th season)

Assistant Coach: Jeanine Haldi (San José State, 2002; 6th season)

Assistant Coach: Nik Rao (UC Davis, 2009; 3rd season)

Volunteer Assistant Coach: Annie Feller (UC Riverside, 1987; 4th season)

2011 Final Results (12-17, 6-8 WAC)

8/26-27	ASU/Sheraton Classic	9/24	L	at Idaho.....	3-0
8/26	L Wisconsin-Milwaukee	9/29	L	FRESNO STATE	3-2
8/27	L Denver	10/1	W	NEVADA	3-0
8/27	W Arizona State	10/4	L	SACRAMENTO STATE.....	3-1
9/2-3	Fiesta Bowl Tournament, Flagstaff, Ariz.	10/8	L	at #9 Hawaii.....	3-0
9/2	L Northern Arizona	10/13	W	at Louisiana Tech	3-0
9/3	L New Mexico	10/15	L	at New Mexico State	3-0
9/3	W Hampton.....	10/19	W	UTAH STATE.....	3-1
9/9-10	San José State/Santa Clara Invitational	10/21	W	IDAHO	3-2
9/9	L NORTH DAKOTA	10/25	L	#7 HAWAII	3-0
9/10	L UC SANTA BARBARA	10/27	W	at Nevada.....	3-0
9/15-17	Hilton Stockton Invitational	10/29	L	at Fresno State	3-1
9/15	W Pacific	11/10	L	NEW MEXICO STATE	3-0
9/16	W CSU Bakersfield.....	11/12	W	LOUISIANA TECH	3-1
9/17	L Loyola Marymount.....	11/15	W	TEXAS TECH.....	3-2
9/17	W UC Riverside.....	11/21	WAC Tournament, Las Vegas, Nev.		
9/22	L at Utah State.....	11/21	L	New Mexico State	3-0

2011 Final Statistics

##	Name	SP	MP-MS	KK/Set	E	TA	Pct	A	A/Set	SA	SA/Set	SE	RE	DIG	Dig/S	BS	BA Total	Blk/S	BE	BHE	PTS	
8	Leaf, Savannah	87	24-24	257	2.95	162	804.118	25	0.29	17	0.20	35	30	230	2.64	4	31	35	0.40	6	3	293.5
	WAC Only	39	11-11	117	3.00	61	355.158	10	0.26	4	0.10	15	15	96	2.46	1	8	9	0.23	2	1	126.0
7	Miraldi, Kylie	99	29-29	203	2.05	52	504.300	19	0.19	2	0.02	7	2	57	0.58	10	67	77	0.78	4	3	248.5
	WAC Only	47	14-14	103	2.19	22	239.339	10	0.21	0	0.00	1	1	22	0.47	4	23	27	0.57	1	0	118.5
11	Akana, Alex	98	29-28	200	2.04	63	443.309	27	0.28	6	0.06	13	1	39	0.40	9	77	86	0.88	2	6	253.5
	WAC Only	47	14-14	102	2.17	32	225.311	19	0.40	4	0.09	11	1	28	0.60	5	27	32	0.68	1	4	124.5
15	Miller, Krista	92	29-22	167	1.82	73	437.215	21	0.23	18	0.20	30	16	245	2.66	3	42	45	0.49	4	1	209.0
	WAC Only	43	14-9	80	1.86	22	196.296	9	0.21	5	0.12	12	7	119	2.77	3	14	17	0.40	2	1	95.0
2	Japhet, Taylor	65	21-15	156	2.40	81	478.157	7	0.11	4	0.06	19	12	90	1.38	1	17	18	0.28	3	1	169.5
	WAC Only	17	7-3	31	1.82	29	119.017	2	0.12	1	0.06	5	3	10	0.59	0	1	1	0.06	1	1	32.5
1	Blume, Hanah	72	25-12	77	1.07	64	307.042	16	0.22	11	0.15	14	18	144	2.00	2	8	10	0.14	1	1	94.0
	WAC Only	41	13-10	56	1.37	39	221.077	10	0.24	8	0.20	12	11	97	2.37	1	4	5	0.12	1	1	67.0
9	O'Connell, S.	37	16-4	74	2.00	30	241.183	1	0.03	5	0.14	8	5	47	1.27	2	19	21	0.57	1	0	90.5
	WAC Only	23	9-2	45	1.96	17	142.197	0	0.00	3	0.13	6	1	22	0.96	0	13	13	0.57	1	0	54.5
13	Andrade, C.	102	29-28	70	0.69	21	185.265	976	9.57	17	0.17	30	0	225	2.21	2	34	36	0.35	12	14	106.0
	WAC Only	48	14-13	36	0.75	9	86.314	452	9.42	10	0.21	11	0	97	2.02	2	12	14	0.29	3	8	54.0
5	Amian, B.	31	14-7	37	1.19	24	118.110	6	0.19	1	0.03	3	2	33	1.06	0	15	15	0.48	0	0	45.5
	WAC Only	18	8-5	16	0.89	17	62.016	2	0.11	1	0.06	2	1	13	0.72	0	5	5	0.28	0	0	19.5
4	O'Reilly, M.	26	16-1	33	1.27	14	79.241	0	0.00	2	0.08	1	0	3	0.12	2	12	14	0.54	1	1	43.0
	WAC Only	11	8-0	13	1.18	7	33.182	0	0.00	2	0.18	1	0	1	0.09	2	5	7	0.64	1	0	19.5
3	Griest, Sarah	14	10-0	12	0.86	3	28.321	2	0.14	3	0.21	0	0	4	0.29	1	5	6	0.43	1	0	18.5
	WAC Only	5	5-0	4	0.80	0	8.500	1	0.20	1	0.20	0	0	1	0.20	0	1	1	0.20	0	0	5.5
10	Casino, Asia	36	20-1	3	0.08	1	11.182	65	1.81	4	0.11	3	2	41	1.14	0	0	0	0.00	1	3	7.0
	WAC Only	18	9-1	1	0.06	0	4.250	24	1.33	2	0.11	1	1	13	0.72	0	0	0	0.00	0	1	3.0
14	Turner, Katie	69	23-3	2	0.03	2	9.000	26	0.38	8	0.12	20	15	194	2.81	0	0	0	0.00	0	2	10.0
	WAC Only	21	8-2	0	0.00	1	2.500	4	0.19	1	0.05	2	4	49	2.33	0	0	0	0.00	0	1	1.0
6	Pieper, Kiely	66	21-0	1	0.02	0	4.250	16	0.24	20	0.30	24	18	140	2.12	0	0	0	0.00	0	1	21.0
	WAC Only	44	13-0	1	0.02	0	4.250	13	0.30	17	0.39	17	11	112	2.55	0	0	0	0.00	0	1	18.0
12	Tirrell, Capri	12	6-0	0	0.00	1	1-1.000	1	0.08	0	0.00	2	2	12	1.00	0	0	0	0.00	0	0	0.0
	WAC Only	4	2-0	0	0.00	0	0.000	1	0.25	0	0.00	1	1	3	0.75	0	0	0	0.00	0	0	0.0
TEAM													15									
SAN JOSÉ STATE	105	29-29	1292	12.30	591	3649.192	1208	11.50	118	1.12	209	138	1504	14.32	36	327	199.5	1.90	36	36	1609.5	
	WAC Only	49	14-14	605	12.35	256	1696.206	557	11.37	59	1.20	97	66	683	13.94	18	113	74.5	1.52	13	19	738.5
Opponents	105	29-29	1331	12.68	556	3661.212	1217	11.59	138	1.31	189	118	1526	14.53	36	344	208.0	1.98	45	27	1677.0	
	WAC Only	49	14-14	622	12.69	243	1668.227	560	11.43	66	1.35	74	59	725	14.80	17	164	99.0	2.02	22	9	787.0



2012 SAN JOSÉ STATE VOLLEYBALL ROSTER

NO	NAME	POS	HT	YR	HOMETOWN/LAST SCHOOL
1	Hahah Blume	LS	6-0	JR	Columbia, Calif./Sonora HS/Mother Lode
2	Michaela Leonard	S	5-9	FR	Auburn, Calif./Placer HS/NCVC
3	Sarah Griest	RS/MB	6-0	JR	Foster City, Calif./San Mateo HS/City Beach
4	Mary Alice O'Reilly	MB	6-1	SO	San Bruno, Calif./Mercy HS/Vision
6	Kiely Pieper	L	5-10	SO	Los Gatos, Calif./Los Gatos HS/Vision
7	Brittney Diffine	S	5-7	JR	Riverside, Calif./Shorter University
9	Samantha O'Connell	LS	6-0	SO	Reno, Nev./Reno HS/Northern Nevada
11	Alex Akana	MB	6-0	SR	Kailua, Hawaii/Kamehameha HS/Imi Ike
12	Sydney LaFollette	MB/OH	6-0	FR	San Dimas, Calif./South Hills HS/Pacific Jrs.
14	Katie Turner	DS	5-7	SR	Tracy, Calif./Tracy HS/Rage
15	Krista Miller	RS	6-0	SR	San Ramon, Calif./California HS/Norcal

Head Coach: Oscar Crespo (San José State, 1990; 6th season)

Assistant Coach: Jeanine Haldi (San José State, 2003; 7th season)

Assistant Coach: Nik Rao (UC Davis, 2009; 4th season)

Volunteer Assistant: Annie Feller (UC Riverside, 1987; 5th season)

2012 Final Results (14-16, 9-9 WAC)

8/24-25	UB Invitational, Buffalo, N.Y.	9/27	L	at UT Arlington	3-1
8/24	L Oral Roberts	9/29	W	at Louisiana Tech	3-0
8/24	W Buffalo	10/4	W	DENVER	3-0
8/25	L Canisius	10/6	L	NEW MEXICO STATE	3-1
8/31-9/1	Lonestar Showdown, Lubbock, Texas	10/13	L	at Utah State	3-0
8/31	W Northwestern State	10/15	W	TEXAS STATE	3-0
8/31	L Texas Tech	10/18	W	at Seattle U	3-0
9/1	W Texas-Pan American	10/20	L	at Idaho	3-1
9/7-8	Boise State Invitational	10/25	W	LOUISIANA TECH	3-1
9/7	L UC Irvine	10/27	W	UT ARLINGTON	3-1
9/7	L Boise State	11/1	L	at New Mexico State	3-0
9/8	W Southern Utah	11/3	L	at Denver	3-0
9/13	L at Texas State	11/10	W	UTAH STATE	3-0
9/15	L at UTSA	11/13	W	CSU BAKERSFIELD	3-0
9/20	W IDAHO	11/15	L	UTSA	3-0
9/22	W SEATTLE U	11/19		WAC Tournament, San Antonio, Texas	
9/25	L PACIFIC	11/19	L	at UTSA	3-0

2012 Final Statistics

##	Name	SP	MP	MS	KK/Set	E	TA	Pct	AA/Set	SASA/Set	SE	RE	DIG	Dig/S	BS	BA	Total	Blk/S	BE	BHE	PTS		
4	O'Reilly, M.	107	30-30	342	3.20	97	713	.344	18	0.17	1	0.01	10	2	43	0.40	18	80	98	0.92	11	0	401.0
	WAC Only	63	18-18	215	3.41	57	439	.360	12	0.19	1	0.02	6	1	23	0.37	10	47	57	0.90	5	0	249.5
1	Blume, Hanah	107	30-30	279	2.61	141	982	.141	15	0.14	31	0.29	28	31	343	3.21	1	15	16	0.15	7	4	318.5
	WAC Only	63	18-18	157	2.49	85	566	.127	11	0.17	22	0.35	17	19	175	2.78	0	8	8	0.13	3	3	183.0
9	O'Connell, S.	103	29-28	261	2.53	153	917	.118	5	0.05	19	0.18	34	2	226	2.19	4	44	48	0.47	9	2	306.0
	WAC Only	62	18-17	154	2.48	95	551	.107	2	0.03	13	0.21	21	1	146	2.35	2	24	26	0.42	5	2	181.0
15	Miller, Krista	105	30-30	227	2.16	105	631	.193	19	0.18	20	0.19	47	41	258	2.46	2	72	74	0.70	2	2	285.0
	WAC Only	63	18-18	129	2.05	65	368	.174	13	0.21	12	0.19	30	27	166	2.63	2	39	41	0.65	2	1	162.5
11	Akana, Alex	102	29-29	223	2.19	110	546	.207	26	0.25	18	0.18	12	1	69	0.68	9	86	95	0.93	0	4	293.0
	WAC Only	62	18-18	139	2.24	64	322	.233	15	0.24	7	0.11	8	1	40	0.65	7	45	52	0.84	0	2	175.5
2	Leonard, M.	107	30-30	21	0.20	12	80	.112	1189	11.11	23	0.21	36	0	231	2.16	4	38	42	0.39	7	27	67.0
	WAC Only	63	18-18	13	0.21	8	51	.098	710	11.27	14	0.22	24	0	125	1.98	4	22	26	0.41	2	16	42.0
12	LaFollette, S.	44	21-0	17	0.39	12	69	.072	0	0.00	0	0.00	0	0	12	0.27	0	2	2	0.05	2	0	18.0
	WAC Only	28	14-0	9	0.32	6	35	.086	0	0.00	0	0.00	0	0	10	0.36	0	1	1	0.04	1	0	9.5
3	Griest, Sarah	33	18-1	14	0.42	9	40	.125	3	0.09	5	0.15	8	0	13	0.39	0	8	8	0.24	0	0	23.0
	WAC Only	15	10-0	3	0.20	2	12	.083	1	0.07	1	0.07	5	0	2	0.13	0	4	4	0.27	0	0	6.0
7	Diffinè, B.	11	9-0	1	0.09	0	3	.333	6	0.55	1	0.09	0	0	3	0.27	1	0	1	0.09	1	1	3.0
	WAC Only	5	5-0	0	0.00	0	0	.000	5	1.00	1	0.20	0	0	2	0.40	0	0	0	0.00	1	0	1.0
6	Pieper, Kiely	107	30-0	1	0.01	1	7	.000	16	0.15	23	0.21	32	22	408	3.81	0	0	0	0.00	0	2	24.0
	WAC Only	63	18-0	0	0.00	1	1	-1.000	7	0.11	15	0.24	19	14	244	3.87	0	0	0	0.00	0	1	15.0
14	Turner, Katie	46	17-2	0	0.00	2	16	-.125	4	0.09	0	0.00	3	7	84	1.83	0	0	0	0.00	0	0	0.0
	WAC Only	16	8-1	0	0.00	0	5	.000	1	0.06	0	0.00	0	3	24	1.50	0	0	0	0.00	0	0	0.0
TEAM												20											
WAC Only												14											
SAN JOSÉ STATE	107	30-30	1386	12.95	642	4004	.186	1301	12.16	141	1.32	210	126	1690	15.79	39	345	211.5	1.98	39	42	1738.5	
WAC Only	63	18-18	819	13.00	383	2350	.186	777	12.33	86	1.37	130	80	957	15.19	25	190	120.0	1.90	19	25	1025.0	
Opponents	107	30-30	1324	12.37	556	3810	.202	1225	11.45	126	1.18	204	141	1723	16.10	47	383	238.5	2.23	45	40	1688.5	
WAC Only	63	18-18	772	12.25	327	2198	.202	713	11.32	80	1.27	113	86	990	15.71	31	229	145.5	2.31	29	26	997.5	