



**SAN JOSÉ STATE  
UNIVERSITY**  
2014-15 WOMEN'S BASKETBALL



# *BLUE COLLAR GOLD STANDARD*



**CHERESE  
THOMAS**



**REBECCA  
WOODBERRY**



**TA'REA  
CUNNIGAN**

# MOUNTAIN WEST MEN'S & WOMEN'S CHAMPIONSHIPS



## MARCH 9-14, 2015



[TheMW.com/2015](http://TheMW.com/2015)



FOR TICKETS, PLEASE VISIT YOUR FAVORITE MOUNTAIN WEST INSTITUTION'S ATHLETIC TICKET OFFICE





## Contents

San José State University .....	2-3
The Mountain West .....	4-5

### Coaches

Head Coach Jamie Craighead .....	6-7
Assistant Coach Dan Muscatell .....	8
Assistant Coach Jourdan Willard.....	9
Assistant Coach Mia Fisher .....	10
Support Staff .....	11

### 2014-15 Spartans

Roster Breakdown .....	14
Radio/TV Roster .....	15
Ta'Rea Cunnigan .....	16-17
Chereese Thomas .....	18-19
Rebecca Woodberry .....	20-21
Riana Byrd .....	22-23
Emily Schill .....	24-25
Paris Baird .....	26-27
Jasmine Smith .....	28-29
Rachol West .....	30-31
Aniya Baker.....	32-33
Nyre Harris .....	34-35
Emily Vann .....	36-37
Ali Bettencourt .....	38-39
Myzhanique Ladd .....	40-41
Ellie Stevens.....	42-43
Desiree Ramos .....	44-45

### 2014-15 Review

Season Box Score .....	48
Conference Box Score .....	49
Schedule/Results & Leaders .....	50
Points-Rebounds-Assists.....	51

### Record Book

1,000-Point Club .....	54-55
Career Records .....	56-57
Single-Season Records.....	58-69
Individual Records .....	60
Team Records.....	61
The Event Center Records .....	62
Top Scoring & Rebounding Games .....	63
Spartan Honors .....	64-65
All-Time Roster .....	66-67
Coaching Records.....	68
All-Time Series .....	69
All-Time Series Scores .....	70-79
Year-By-Year Scores .....	80-91

### Credits

The 2014-15 San José State University women's basketball media guide was produced by the schools athletics media relations department.

Cover design by Eric Peng. Photography by Terrell Lloyd.

Inside photography by Terrell Lloyd, Kym Fortino, Vernon McKnight, Wayne Salvatore, Ron Fried, San José State University.

San José State does not discriminate on the basis of race, color, religion, national origin, sex, sexual orientation, marital status, pregnancy, age, disability, disabled veteran's or Vietnam veteran's status. This policy applies to all San José State student and staff programs and activities. Questions regarding this policy should be directed to the Director of the Office of Equal Employment Opportunity/Affirmative Action, SJSU, San Jose, CA 95192, (408) 924-1115.

# San José State University



Annually ranked among the top-10 masters-level public universities in the West by *U.S. News & World Report's* survey of "America's Best Colleges".





**President  
Mohammad Qayoumi**



**Athletics Director  
Gene Bleymaier**



San José State is the number one supplier of education, engineering, computer science and business graduates to Silicon Valley, the world's high-tech capital.



# The Mountain West



From its inception in 1999, the Mountain West (MW) has been committed to excellence in intercollegiate athletics, while promoting the academic missions of its member institutions. Progressive in its approach, the MW continues to cultivate opportunities for student-athletes to compete at the highest level, while fostering academic achievement and sportsmanship. Now in its 15th year, the MW has been assertive in its involvement with the NCAA governance structure and has taken a leadership role in the overall administration of intercollegiate athletics.

The Mountain West has marked several achievements over its first 14 years of existence, most notably becoming the first to establish a sports television network dedicated solely to an intercollegiate athletic conference (The Mtn.). The Mountain West also was the first to experiment with the coaches' challenge in the college football instant replay system, and was the first non-automatic-qualifying BCS conference to participate in four BCS bowl games, winning three. Additionally, the Mountain West was the first conference to have a member institution with No. 1 overall picks in both the NFL and NBA drafts in the same year (Utah's Alex Smith and Andrew Bogut, respectively in 2005). With San Diego State's Stephen Strasburg claiming the No. 1 pick in the 2009 MLB Draft, the Mountain West is one of two conferences to have the No. 1 selection in each of the NFL, NBA and MLB drafts since the MW was founded in 1999. In 2011-12, the Mountain West was among the first conferences to implement a league-wide state-of-the-art basketball instant replay system.

The Mountain West is noted for its geographic diversity. Some of the most beautiful terrain and landscapes in the nation can be found within Mountain West boundaries, including the majestic Rocky Mountain range, which borders five MW institutions (Air Force, Boise State, Colorado State, New Mexico and Utah State). The high plains of Wyoming (elevation 7,220 feet – the highest Division I campus in the nation) contrast with the desert cities of Las Vegas and Reno, home to UNLV and Nevada, respectively, while Fresno State, San Diego State and San José State add a West Coast influence with their locations in Central, Southern and Northern California. The inclusion of the Hawai'i football program extends the Mountain West footprint to the beautiful islands in the Pacific Ocean.

## ACADEMIC CONSORTIUM

From the outset, Mountain West member institutions have been committed to creating strong academic relationships, as well as athletic competition. To that end, the chief academic officers of each institution have explored academic exchange programs, library crossovers and shared research. In addition, the faculty athletics representatives routinely provide academic assistance and test-taking services for student-athletes visiting from fellow member institutions for competition.



## OPPORTUNITY

The Mountain West provides a first-class athletic and academic experience for more than 5,100 student-athletes each year. Over the past 14 years, 41 Mountain West student-athletes have earned NCAA Postgraduate Scholarships, and since the league's inception in 1999, an additional 28 student-athletes have been named MW Scholar-Athlete of the Year and awarded league-sponsored postgraduate scholarships. Three Mountain West student-athletes have earned distinction as Rhodes Scholars.

# The Mountain West



Conference student-athletes are also given a voice regarding pertinent issues within the MW and NCAA governance structure through representation on the Student-Athlete Advisory Committee (SAAC). The Mountain West SAAC consists of 23 representatives: two from each full member institution and one faculty athletics representative. The committee reviews and reacts to legislation and to other topics referred by the Conference constituent group or committees related to the student-athlete experience.

Wyoming won the MW's first WNIT championship in 2007 with a win over Wisconsin. In women's volleyball, the MW has had 36 NCAA bids with eight Sweet 16 berths and one Elite Eight appearance. Women's soccer has earned 27 NCAA bids since 1999, with two Sweet 16 berths and one Elite Eight appearance. MW men's golf has had at least four representatives in 13 of 14 NCAA Golf Regionals, while women's golf has had at least three teams participate in NCAA Regionals 11 of the last 14 years.

## SPORTSMANSHIP

Named for Sports Ethics Fellow by the Institute for International Sport in 1998, Commissioner Craig Thompson has been a driving force for sportsmanship within intercollegiate athletics. As part of its continuing growth and development, the Mountain West implemented an extensive Sportsmanship Initiative, endorsed by both the MW Joint Council and MW Board of Directors. The program is made up of several elements, which are both practical and philosophical in nature. While the MW has significant penalties in place to deal with violations, the Sportsmanship Initiative is primarily promotional and educational in nature. The goal is to develop an environment that fosters appropriate behavior from all Conference constituencies.



## ACHIEVEMENT

The MW has produced 793 All-America selections among its 18 sponsored sports (men's swimming was discontinued as a Conference sport following the 2010-11 season) in the last 14 years, including a league-record 83 All-America honorees in 2010-11. A total of 138 MW student-athletes have also earned Academic All-America accolades in that span. The Mountain West has sent at least 25 teams to NCAA postseason event in each of the past 14 years, capturing three team national championships in women's cross country and producing 33 individual national championships in the sports of men's golf, men's cross country, and men's and women's indoor track & field and outdoor track & field.

Mountain West members have participated in 56 bowl games under the league umbrella, including four appearances in BCS games. The MW has earned 68 postseason bids in men's basketball, including 38 NCAA Tournament appearances and two NIT Final Four berths. MW women's basketball has tallied 60 postseason slots, including 32 NCAA bids, five Sweet 16 appearances and one Elite Eight berth since 2000.



# Jamie Craighead

Head Coach | Second Year | Oregon, 2002

Coaching Staff

The Spartans

2013-14 Review

Record Book

In 2014-15, Jamie Craighead embarks on her second season at the helm of San José State University's women's basketball program.

Craighead came to San José State after spending four seasons at Sacramento State (2009-10-to-2012-13), where she was the winningest women's head basketball coach in 20 years and the only coach to post a winning conference record at Sacramento State since they entered the Big Sky Conference in the 1996-97 season. Under her guidance the Hornets reached the Big Sky Conference Tournament for just the fifth (2012) and sixth (2013) times in program history. In those appearances, Sacramento State earned its first tournament wins and reached the semi-final round both years.

The youngest head coach in Division I when she took over the Hornets, Craighead's teams, playing a fast-break type offense, led the Big Sky Conference in scoring in each of her four seasons.

Sacramento State set several program records in 2012-13 including field goals made, assists, blocked shots and fewest turnovers committed. In addition, the team's 19 wins equaled the program's single-season record, which was set in the 1990-91 season. The Hornets led the Big Sky in points, 3-pointers, and assists and on the defensive end, topped the league in steals and blocks.

Also in 2012-13, Craighead coached Kylie Kuhns and Megan Kritscher, two of the top post players in the Big Sky Conference. Kuhns, at only six feet tall, broke the school and Big Sky career rebounding records during the year, while also leading the team in scoring. For her efforts, Kuhns earned All-Big Sky first-team honors. Kritscher shattered the Big Sky single-season blocks record and ranked fourth in the NCAA in blocks per game for the season.

In four seasons, nine of her players garnered All-Big Sky honors. She coached 2011-12 Big Sky Freshman of the Year Fantasia Hilliard, and 23 of her athletes received Academic All-Big Sky Conference honors for their work in the classroom.

Prior to accepting the top job at Sacramento State, Craighead spent the 2007-08 season as an assistant for the Hornets before being promoted to Associate Head Coach the following year.

Craighead started her coaching career in 2002 under two-time NCAA Division II Coach of the Year Gordy Presnell at Seattle Pacific University. In her three years at SPU, the team posted an 89-5 record, won three PacWest Conference titles, qualified for the NCAA Division II Tournament each year and reached the championship game in 2005. After her success in Seattle, she spent two seasons as an assistant at Portland State University before taking a position at Sacramento State.

As a collegiate player at the University of Oregon, Craighead led the Ducks to the 2002 WNIT championship after three appearances in the NCAA Tournament. When she finished her career, her 182 3-point field goals made ranked second all-time in Ducks history.

Craighead earned honorable mention Academic All-Pac-10 honors as a senior and graduated from Oregon with a bachelor's degree in educational studies in 2002.







Coaching Staff

The Spartans

2013-14 Review

Record Book

# Dan Muscatell

Assistant Coach | First Year | Western Washington, 1983



Coaching Staff

The Spartans

2013-14 Review

Record Book

The 2014-15 season marks Dan Muscatell's first season as an assistant coach with the Spartans and the third time he and head coach Jamie Craighead have worked the sidelines together.

Muscatell's primary responsibilities will be to develop post players, devise and implement half court defense and serve as academic coordinator. In addition, he will assist in recruiting, work on scouting opponents, game and practice film breakdown.

Muscatell comes to San José State after five seasons (2010-14) as an assistant at Oregon. Among other student athletes, he recruited Jillian Alleyne to Eugene, Ore. In 2013-14, Alleyne was honored with several national awards including Honorable Mention All-American from both the *Associated Press* and *FullCourt.com*. Alleyne set Pac-12 and program records for rebounds (494) and double-doubles (28) in a season as well as a single-game rebounding record (27). In his five years at Oregon, Duck players earned all-conference recognition 15 times and 22 times were honored for their academic excellence.

Prior to Oregon, Muscatell spent six years (2004-09) as head coach at Sacramento State, the final two with Craighead as an assistant on his staff. He coached seven student-athletes to All-Big Sky honors, including 2004-05 conference Newcomer of the Year Kim Sheehy. Off the court, 24 players received Big Sky all-academic accolades, culminating in 2009 with their second consecutive NCAA Academic Performance Program Public Recognition Award. Of 21 student-athletes that reached senior eligibility 20 graduated.

Prior to Sacramento State, he spent four years as an assistant coach at Oregon (1999-03) and among his recruits and players was Jamie Craighead. During his tenure the program won a Pac-10 championship (2000) while compiling 74-49 overall and 42-30 conference records. The team made three postseason appearances during that four-year stretch. They participated in the 2000 and 2001 NCAA Tournaments and were champions of the 2002 WNIT Tournament.

Muscatell was responsible for bringing in one of the nation's top recruiting classes in 2001. He has coached or recruited six former WNBA players along with current New York Liberty forward Cathrine Kraayeveld.

A graduate of Western Washington University with a bachelor's degree in physical education/psychology (1983) and a master's degree in administration (1990), Muscatell and his wife, Terri, have three children: Keely, Jessica and Drew.

# Jourdan Willard

Assistant Coach | Second Year | Sacramento State, 2009

Jourdan Willard, a former Division I basketball player, is entering her second season as an assistant coach with the San José State women's basketball program in 2014-15.

Willard came to the Spartans after spending five years working on the women's basketball staff at Sacramento State. She began her coaching career as an undergraduate assistant for the Hornets in 2008-09 and was elevated to the team's director of basketball operations the following season. In 2010-11 she was appointed as an assistant coach and held that position for the next three seasons primarily developing the program's perimeter players.

In 2012-13, Willard mentored one of the top players in the Big Sky Conference in Kylie Kuhns. Kuhns broke the school and Big Sky career rebounding records during the year while also leading the team in scoring. For her efforts, Kuhns earned All-Big Sky first-team honors.

Her primary responsibilities at San Jose State include coordinating recruiting efforts and assisting with perimeter player development. She also works on game and practice film breakdown and serves as the director of the Spartans' elite and youth camps.

Willard began her collegiate playing career at Nevada (2005 & 2006). She then transferred to Sacramento State and played parts of two seasons (2007 & 2008) before her career was cut short by injury.

Willard earned a degree in business/marketing from Sacramento State in 2009 and is currently working on a master's degree in education with an emphasis in gender equity from the same institution.



# Mia Fisher

Assistant Coach | First Year | UC Santa Barbara, 2006



Coaching Staff

The Spartans

2013-14 Review

Record Book

In April, 2014, Mia Fisher was named as assistant coach with the San José State women's basketball program.

Fisher, who spent the 2013 season with the Stanford University women's basketball program, will work primarily developing point guards, recruiting, scouting opponents and coordinating team travel.

A native of Pleasanton, Calif., Fisher is a 2006 graduate of UC Santa Barbara and a four-year member of its women's basketball team. She was a four-time All-Big West honoree including being named to the Big West All-Freshman Team in 2002.

Fisher finished her career as the 11th leading scorer in Gauchos history, with more than 1,300 points. In addition, she ranks in the career top-10 for UC Santa Barbara in field goal percentage (No. 6 - .523), assists (No. 9 - 327), free throws made (No. 9 - 333) and free throw percentage (No. 10 - .762). She led the squad to four Big West Conference Championships and four trips to the NCAA Tournament, including the programs' 2004 run to the Sweet 16.

After graduation, Fisher played eight professional seasons for teams in Belgium, Bosnia, France and Turkey. She was also a member of the coaching staff at Oakland, California's Bishop O'Dowd High School and from 2006 through 2013 was a Senior Trainer at Triple Threat Academy tutoring young players women in basketball development skills and personal growth.

A four-time team MVP at Amador Valley High School in Pleasanton, she finished her career as the program's all-time leading scorer. The team won the NorCal and North Coast section titles three consecutive years and runners-up twice in the state tournament.

# Support Staff



**Carly Allinson**  
Athletic Trainer  
Chapman University (2013)



**Mike Nicolini**  
Athletic Performance  
University of Redlands (2011)



**Alle Moreno**  
Graduate Manager  
Sacramento State (2014)



**Chase Zulueta**  
Graduate Manager  
California (2013)



**Samuel Freund**  
Equipment Manager  
Ithaca College (2012) & Northeastern University (2014)



**Drew Muscatell**  
Video Coordinator  
Oregon (2014)

# 2014-15 Spartans





**NO NAME PRONOUNCIATION**

3 Paris Baird	BARE-d
10 Aniya Baker	ann-EYE-ah
5 Ali Bettencourt	
44 Riana Byrd	REE-ann-ah
34 Ta'Rea Cunnigan	ta-RAY-ah
2 Nyre Harris	
1 Myzhanique Ladd	MY-zha-knee-kah
21 Desiree Ramos	DEZ-err-aye
12 Emily Schill	shill
11 Jasmine Smith	
24 Ellie Stevens	
22 Chereese Thomas	sha-REECE
32 Emily Vann	
20 Rachol West	rachel
33 Rebecca Woodberry	
HC Jamie Craighead	
AC Dan Muscatell	MUH-ska-tell
AC Jourdan Willard	jordan
AC Mia Fisher	



**BY CLASS**

**GRADUATE STUDENT - 1**

Chereese Thomas

**SENIORS - 2**

Ta'Rea Cunnigan, Rebecca Woodberry

**JUNIORS - 5**

Riana Byrd, Nyre Harris, Desiree Ramos  
Ellie Stevens, Emily Vann

**SOPHOMORES - 5**

Paris Baird, Aniya Baker, Emily Schill,  
Jasmine Smith, Rachol West

**FRESHMAN - 2**

Ali Bettencourt, Myzhanique Ladd

No.	Name	Pos.	Ht.	Cl.	Hometown	Last School
1	Myzhanique Ladd	G	5-8	Fr.	Seattle, Wash.	Cleveland HS
2	Nyre Harris#	G	5-8	Jr.	Stockton, Calif.	Arizona
3	Paris Baird	F	6-2	Fr.	Van Nuys, Calif.	Windward School
5	Ali Bettencourt	G	5-10	Fr.	El Dorado Hills, Calif.	Oak Ridge HS
10	Aniya Baker	PG	5-9	So.	Perris, Calif	UC Davis
11	Jasmine Smith	F	6-0	Fr.	Burbank, Calif.	Bellarmino Jefferson HS
12	Emily Schill	C	6-0	So.	Tecoma, Australia	Boxhill Senior Academy
20	Rachol West	G	5-10	Fr.	Bakersfield, Calif.	Garces Memorial HS
21	Desiree Ramos%	PG	5-7	Jr.	West Valley, Utah	Weber State
22	Chereese Thomas	PG	5-8	Gr.	Dublin, Calif.	Ohlon College
24	Ellie Stevens	F	6-0	Jr.	Ocean Grove, Australia	Lamar CC
32	Emily Vann	F	6-2	Jr.	Martinez, Calif.	UC Davis
33	Rebecca Woodberry	F	5-10	Jr.	Phoenix, Ariz.	Nebraska
34	Ta'Rea Cunnigan	G	5-9	Jr.	Winchester, Calif.	Chaparral HS
44	Riana Byrd	C	6-1	So.	Richmond, Calif.	Inderkum HS

# - Eligible to compete beginning Spring 2015 due to NCAA transfer rules  
% Ineligible to compete in 2014-15 due to NCAA transfer rules

**BY POSITION**

**GUARDS - 8**

Aniya Baker, Ali Bettencourt, Ta'Rea Cunnigan,  
Nyre Harris, Myzhanique Ladd, Desiree Ramos,  
Chereese Thomas, Rachol West

**FORWARDS - 5**

Paris Baird, Jasmine Smith, Ellie Stevens,  
Emily Vann, Rebecca Woodberry

**CENTERS - 2**


Riana Byrd, Emily Schill

- Head Coach:** Jamie Craighead (Oregon, 2002)
- Assistant Coaches:** Dan Muscatell (Western Washington, 1983)  
Jourdan Willard (Sacramento State, 2009)  
Mia Fisher (UC Santa Barbara, 2006)
- Athletic Trainer:** Carly Allinson (Chapman, 2013)
- Athletic Performance:** Michael Nicolini (University of Redlands, 2011)
- Graduate Managers:** Alle Moreno (Sacramento State, 2014)  
Chase Zulueta (California, 2013)
- Video Coordinator:** Drew Muscatell






**#1 Myzhanique Ladd**  
5-8 | G | Fr  
Seattle, Wash.




**#2 Nyre Harris**  
5-8 | G | Jr  
Stockton, Calif.



**#3 Paris Baird**  
6-2 | F | So  
Van Nuys, Calif.



**#5 Ali Bettencourt**  
5-10 | G | Fr  
El Dorado Hills, Calif.



**#10 Aniya Baker**  
5-8 | PG | So  
Perris, Calif.



**#11 Jasmine Smith**  
6-0 | F | So  
Burbank, Calif.



**#12 Emily Schill**  
6-2 | C | So  
Tecoma, Victoria, Australia



**#20 Rachol West**  
5-10 | G | So  
Bakersfield, Calif.



**#21 Desiree Ramos**  
5-7 | PG | Jr  
West Valley, Utah



**#22 Chereese Thomas**  
5-8 | PG | Gr  
Dublin, Calif.



**#24 Ellie Stevens**  
6-0 | F | Jr  
Ocean Grove, Victoria, Australia



**#32 Emily Vann**  
6-0 | F | Jr  
Martinez, Calif.



**#33 Rebecca Woodberry**  
5-10 | F | Sr  
Phoenix, Ariz.



**#34 Ta'Rea Cunnigan**  
5-9 | G | Sr  
Winchester, Calif.



**#44 Riana Byrd**  
6-2 | C | Jr  
Richmond, Calif.



**Jamie Craighead**  
Head Coach

Coaching Staff

The Spartans

2013-14 Review

Record Book

**SPARTAN NOTES:**

In her third year as a Spartan...on career list ranks fourth all-time with 1,495 points, second in free throws (425) and free throws attempted (576), fifth in free throw % (.738) and steals (204), sixth in 3-pointers (104), seventh in 3-point attempts (337), eighth in field goals (483) and attempts (1,253)...on the single-season list ranks first and fourth in free throws (178 in 2012-13 and 138 in 2013-14) and second and eighth on the free throw attempts list (235 in 2012-13 and 183 in 2013-14) and second and fourth on the scoring list (594 in 2012-13 and 553 in 2013-14), fifth in steals (94) and fifth and 10th in field goal attempts (494 in 2013-14 and 469 in 2012-13), ninth in 3-point attempts (167 in 2013-14) and 10th in 3-pointers (49 in 2013-14).

**2013-14:**

Only player to start in all 30 games...averaged 18.4 points, 4.4 rebounds, 2.8 assists and 1.7 steals in 32.3 minutes per game...ranked second in the Mountain West in scoring, eighth in steals and ninth in both 3-pointers made (49) and minutes...scored in double figures in 29 of 30 games with a single-game high 29 at Santa Clara (11/12)...twice hit 10 field goals in a game and three times drained four 3-pointers in a contest...led the team in steals (50) with a game-high five vs. San Diego State (2/26)...second on the squad with 23 blocks and three times swatted three in a game...83 assists were second on the team and dished out a season and career-high seven vs. Evansville (11/17)...got to the line 10+ times in a game on six occasions with a single game high of 14 at Air Force (2/12)...vs. Wyoming (1/18) made a season-best 12 free throws.

**2012-13:**

The only player to start all 30 games...averaged 19.8 points, 5.1 rebounds, 3.1 steals and 2.8 assists in 35.5 minutes per game...reached double figure scoring in 27 games with a career-high 30 points vs. Texas State (12/29) and at UT Arlington (1/26)...finished year ranked nationally No. 17 in scoring and No. 14 in steals...in conference ranked second in scoring and steals (3.17/g), third in minutes, sixth in 3-point field goal % (.348), seventh in free throw % (.757) and ninth in 3-pointers (1.34/game)...among two double digit rebounding efforts grabbed career-high 14 vs. Idaho (2/2)...twice had six steals in a game - vs. Utah Valley (11/15) and Santa Clara (12/12)...equaled her career-best six assists four times...five times in a game knocked down double-digit free throws.

**2011-12:**

Made 29 starts in 30 total appearances...averaged 11.6 points, 3.0 rebounds, 2.0 steals and 1.8 assists in 30.0 minutes per game...was the leading scorer among all WAC freshmen (13th overall) and sixth in steals...in conference games was the leading scorer among freshman (13.1 ppg - ninth overall) and seventh in free throw % (.736) and steals (1.8)...scored in double figures 20 times including a career-high 21 points at Nevada (1/28)...snatched a single-game high eight rebounds at Idaho (3/1)...fourth on the team in assists...third in blocked shots...second on the team in steals swiping a game-high seven against Northern Arizona (12/1).

**TA'REA:**

Majoring in kinesiology with a minor in business...plans to pursue a masters degree upon graduation and hopes to play basketball overseas...a member of the Black Student Union...the daughter of Norchella Davis and Brandon Cunnigan...a native of Kirkland, Wash., Ta'Rea Lynn Cunnigan was born March 30, 1993.

**CAREER**

Year
2011-12
2012-13
2013-14
<b>TOTAL</b>

# Ta'Rea Cunnigan

# 34

*Guard | 5-9 | Senior  
Winchester, Calif.*

**2014**

*Honorable Mention All-Mountain West  
Preseason All-Mountain West  
Mountain West Scholar-Athlete  
Academic All-Mountain West  
San José State Dean's Scholar  
San José State Scholar-Athlete*

**2013**

*First Team All-WAC  
Capital One Academic All-District VIII  
Arthur Ashe, Jr. Sports Scholar  
Academic All-WAC  
San José State Scholar-Athlete*

**2012**

*WAC All-Freshman Team  
Academic All-WAC  
San José State Female Athlete Rookie of the Year  
San José State Scholar-Athlete*



Coaching Staff

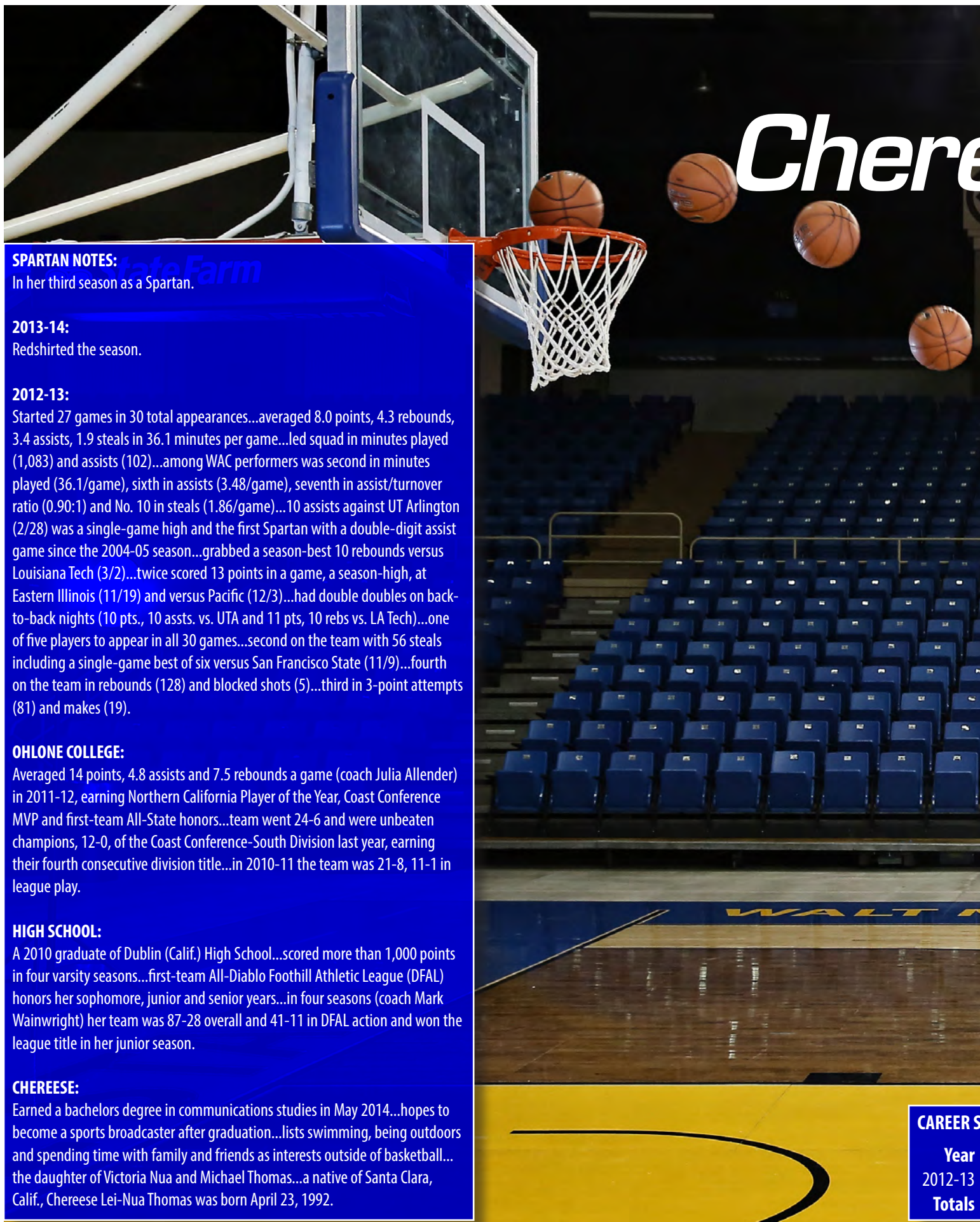
The Spartans

2013-14 Review

Record Book

**STATS**

G-GS	Mins	FG-A	Pct	3Pt-A	Pct	FT-A	Pct	Reb	Avg	Asst	TO	Blk	St	Pts	Avg
30-29	901	112-290	.386	15-54	.278	109-158	.690	89	3.0	54	111	5	60	348	11.6
30-30	1065	188-469	.401	40-116	.345	178-235	.757	154	5.1	84	134	16	94	594	19.8
30-30	968	183-494	.370	49-167	.293	138-183	.754	132	4.4	83	105	23	50	553	18.4
<b>90-89</b>	<b>2,934</b>	<b>483-1253</b>	<b>.385</b>	<b>104-337</b>	<b>.309</b>	<b>425-576</b>	<b>.738</b>	<b>375</b>	<b>4.2</b>	<b>221</b>	<b>350</b>	<b>44</b>	<b>204</b>	<b>1,495</b>	<b>16.6</b>

**SPARTAN NOTES:**

In her third season as a Spartan.

**2013-14:**

Redshirted the season.

**2012-13:**

Started 27 games in 30 total appearances...averaged 8.0 points, 4.3 rebounds, 3.4 assists, 1.9 steals in 36.1 minutes per game...led squad in minutes played (1,083) and assists (102)...among WAC performers was second in minutes played (36.1/game), sixth in assists (3.48/game), seventh in assist/turnover ratio (0.90:1) and No. 10 in steals (1.86/game)...10 assists against UT Arlington (2/28) was a single-game high and the first Spartan with a double-digit assist game since the 2004-05 season...grabbed a season-best 10 rebounds versus Louisiana Tech (3/2)...twice scored 13 points in a game, a season-high, at Eastern Illinois (11/19) and versus Pacific (12/3)...had double doubles on back-to-back nights (10 pts., 10 assts. vs. UTA and 11 pts, 10 rebs vs. LA Tech)...one of five players to appear in all 30 games...second on the team with 56 steals including a single-game best of six versus San Francisco State (11/9)...fourth on the team in rebounds (128) and blocked shots (5)...third in 3-point attempts (81) and makes (19).

**OHLONE COLLEGE:**

Averaged 14 points, 4.8 assists and 7.5 rebounds a game (coach Julia Allender) in 2011-12, earning Northern California Player of the Year, Coast Conference MVP and first-team All-State honors...team went 24-6 and were unbeaten champions, 12-0, of the Coast Conference-South Division last year, earning their fourth consecutive division title...in 2010-11 the team was 21-8, 11-1 in league play.

**HIGH SCHOOL:**

A 2010 graduate of Dublin (Calif.) High School...scored more than 1,000 points in four varsity seasons...first-team All-Diablo Foothill Athletic League (DFAL) honors her sophomore, junior and senior years...in four seasons (coach Mark Wainwright) her team was 87-28 overall and 41-11 in DFAL action and won the league title in her junior season.

**CHERESE:**

Earned a bachelors degree in communications studies in May 2014...hopes to become a sports broadcaster after graduation...lists swimming, being outdoors and spending time with family and friends as interests outside of basketball... the daughter of Victoria Nua and Michael Thomas...a native of Santa Clara, Calif., Chereese Lei-Nua Thomas was born April 23, 1992.

**CAREER S**

**Year**  
2012-13  
**Totals**

# Chereese Thomas 22

*Point Guard | 5-8 | Graduate Student  
Dublin, Calif.*

*2014*

*San José State Scholar-Athlete*

*2013*

*Academic All-WAC  
San José State Scholar-Athlete*



*Coaching Staff*

*The Spartans*

*2013-14 Review*

*Record Book*

**STATS**

G-GS	Mins	FG-A	Pct	3Pt-A	Pct	FT-A	Pct	Reb	Avg	Asst	TO	Blk	St	Pts	Avg
30-27	1083	92-282	326	19-81	.235	36-56	.643	128	4.3	102	115	5	56	239	8.0
30-27	1083	92-282	326	19-81	.235	36-56	.643	128	4.3	102	115	5	56	239	8.0

**SPARTAN NOTES:**

In her second year as a Spartan...set program's single-season records with 90 3-pointers and 251 3-point attempts in 2013-14...set a Mountain West Junior class record with 46 made 3-pointers in conference play, the fourth most by any player in the history of MW play...set the MW 3-point attempts record in conference play with 138 and 251 total attempts are the second most in MW single-season history...ranks eighth on San José State's career list for 3-pointers made and attempted.

**2013-14:**

Made 28 starts in 29 appearances...averaged 14.3 points, 7.4 rebounds, 1.3 assists and 1.0 steals in 32.1 minutes per game...finished 12th in the nation in 3-pointers made (3.10/g)...in the MW ranked first in 3-pointers made, sixth in points, fourth in rebounds, third in defensive rebounds (5.4/g), 12th in 3-point percentage (.359) and 10th in minutes...hit at least five threes in a game five times including a team and conference-best seven vs. Georgia State (12/18)...shot 56-of-61 (.918) from the free throw line including a single-game best 8-of-8 vs. San Francisco (11/20)...started the year 52-of-53 from the line and hit 49 straight at one point...five double doubles were tied for fifth-most in the league...grabbed a season-high 14 boards at Sacramento State (12/7) among her seven double digit rebounding efforts...made 29 steals with a single-game best three vs. Air Force (1/15)...fourth on the team in assists (38) with a season-high six vs. San Francisco State (11/8)...third on the team in blocks (19).


**NEBRASKA:**

In 2012-13 appeared in limited minutes in one exhibition game before transferring to San José State in December...was granted a waiver of the one-year residency requirement to be eligible to compete for the Spartans in Fall 2013...Student-Athlete Advisory Committee Vice-President...made 31 appearances and averaged 4.5 points, 3.3 rebounds in 13.4 minutes per game in 2011-12...her 26 3-pointers are sixth all-time among program freshman...garnered Nebraska Scholar-Athlete Honor Roll distinction for Fall 2011 and Spring 2012...was named an Academic All-Big 10 performer Redshirted the 2010-11 season, earned Big 12 Commissioner's Honor Roll award (Fall 2010).

**HIGH SCHOOL:**

A 2010 graduate of Tolleson (Ariz.) Union High School (coach Todd Nelson)...earned Gatorade Arizona Player of the Year, *Arizona Republic* Big Classes Player of the Year, first-team Class 5A-Division II All State and Desert West Region Player of the Year honors as a senior averaging 25.3 points, 9.5 rebounds and 3.3 steals per game en route to a state championship...as a junior, averaged 23.1 points, 8.1 rebounds and 2.5 steals per game while leading the team a state championship, first-team Class 5A-Division II All State and Desert West Region Player of the Year honors...set the school record with 56 three-pointers in 2009...maintained a 3.9 GPA, member of the National Honor Society and was a state finalist for the Wendy's High School Heisman...president of the Student-Athlete Leadership Club...earned one letter in track and one in golf...played freshman and sophomore seasons at Deer Valley High School (coach Rob Iannone) in Glendale, Ariz..

**REBECCA:** Majoring in marketing...enjoys yoga, photography and going to the movies in her spare time...played club basketball for the GSB Hoops (coach Greg Strickling) and Arizona Rebels (coach Mike O'Guinn)...the daughter of Desiree and Tyrone Lewis...a native of Phoenix, Ariz., Rebecca Wilma Woodberry was born May 26, 1992.



# Rebecca

**CAREER S**
**Year**  
 2013-14  
**TOTAL**

# Woodberry

# 33

Forward | 5-10 | Senior  
Phoenix, Ariz.

2014  
Academic All-Mountain West  
San José State Scholar-Athlete



Coaching Staff

The Spartans

2013-14 Review

Record Book

### STATS

G-GS	Mins	FG-A	Pct	3Pt-A	Pct	FT-A	Pct	Reb	Avg	Asst	TO	Blk	St	Pts	Avg
29-28	931	134-360	.372	90-251	.359	56-61	.918	216	7.4	38	54	19	29	414	14.3
29-28	931	134-360	.372	90-251	.359	56-61	.918	216	7.4	38	54	19	29	414	14.3

**SPARTAN NOTES:**

In her third season as a Spartan...set the San José State single-season blocked shots record (64)...first player in 23 years to average a double-double (11.4 pts. & 10.9 rebs. in 2012-13) and is at 10.0 pts. & 10.2 rebs. for her career...ranks fourth on the program's career blocked shots list (107)...ninth on the career rebounding list (603)... 327 rebounds in 2012-13 are a freshman record & second on the single-season list...276 boards in 2013-14 are eighth in the single-season list...43 blocks in 2013-14 are good for ninth on the team's single-season list.

**2013-14:**

State Farm  
 Appeared in 29 games and made 28 starts...averaged 8.5 points, 9.5 rebounds, 1.5 blocks and 1.3 assists in 23.7 minutes per game...led the team in defensive and total rebounds as well as blocks...finished the year second in the Mountain West in total rebounds and defensive boards (6.1/g)...first in offensive rebounds (3.4/g) and third in blocks (1.5/g)... recorded six double doubles, second on the team and third most in the conference...20 rebounds vs. Colorado State (3/4) were the most by any player in a game in conference play...reached double digits in rebounds in 13 games, second highest in the Mountain West...reached the 500-career point plateau with 16 vs. Wyoming (1/18)...reached double digits in points 12 times with a season-high 19 vs. Kansas City (12/21), a game in which she also grabbed 18 rebounds...was 54-of-84 from the free throw line including a career-best nine vs. Boise State (1/25)...made a season-best six steals vs. Wyoming... twice, vs. San Diego (11/23) and vs. Colorado State, swatted a season-best four shots... also dished out four assists, a best effort for the year, in the Colorado State game... became the fourth player in program history to reach the 100-shots blocked plateau for her career.

**2012-13:**

Made 28 starts in 30 appearances...averaged 11.4 points, 10.9 rebounds, 2.1 blocks, 1.7 steals and 0.8 assists in 28.4 minutes per game...set the program single-season blocks (64) and blocks per game average (2.1) records...set the San José State freshman rebounding record (327)...led Spartans freshman in starts, points, blocks and steals...19 rebounds against Cal State Northridge (12/1) equaled an Event Center record, as did her eight steals against UTSA (12/31)...led the WAC in rebounds, blocked shots as well as offensive (3.93) and defensive rebounds (6.76) and ranked No. 18 in scoring...had 13 double-doubles, 10 of which came in conference play...scored a season-high 24 points against Southern Utah (12/8)...blocked a single-game high six shots at San Francisco (12/15)...dished out a season-best three assists at New Mexico State (2/14)...finished the season ranked No. 25 in the nation in rebounding and No. 28 in blocks.

**HIGH SCHOOL:**

A 2012 graduate of Inderkum High School (coach Phillip Hampton) in Sacramento, Calif....a four-year letter-winner...averaged double-figure scoring and rebounding each year...a three-time Tri-County League champion...earned league MVP honors as a freshman, junior and senior & team MVP in each of those years...set team career records for points, field goals, field goal and free throw percentage and rebounds...single-game record 28 rebounds...20 double-doubles as a senior...among seniors in California, finished in the top-25 in scoring (#22), rebounds (#12), blocks (#7), assists (#5) and steals (#16)... honored with the school's Academic Achievement Award and the Co-Student Athlete of the Year Award.

**RIANA:**

Majoring in interior design...enjoys taking walks and listening to music in her spare time...the daughter of Tiffany Stephens and Darryl Byrd, Sr....a native of Walnut Creek, Calif., Riana Janae Byrd was born February 28, 1994.



**CAREER S**  
 Year  
 2012-13  
 Totals



# Riana Byrd

# 44

*Center | 6-2 | Sophomore  
Richmond, Calif.*

**2013**

*WAC All-Freshman Team*

*WAC All-Defensive Team*

*Third Team All-WAC*

*Academic All-WAC*

*San José State Scholar-Athlete*



*Coaching Staff*

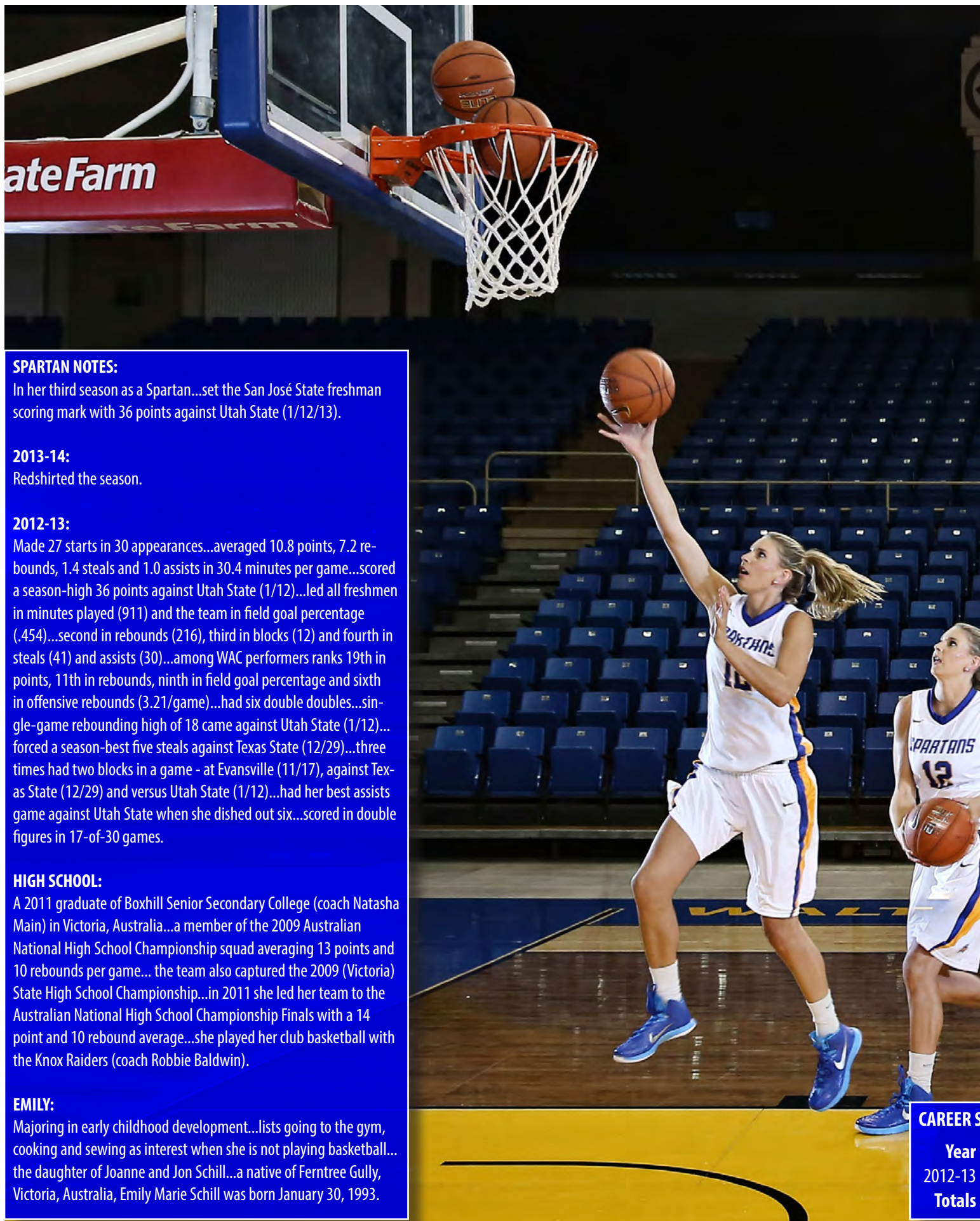
*The Spartans*

*2013-14 Review*

*Record Book*

**STATS**

G-GS	Mins	FG-A	Pct	3Pt-A	Pct	FT-A	Pct	Reb	Avg	Asst	TO	Blk	St	Pts	Avg
30-28	852	138-313	.441	0-0	.000	66-97	.680	327	10.9	24	63	64	50	342	11.4
30-28	852	138-313	.441	0-0	.000	66-97	.680	327	10.9	24	63	64	50	342	11.4

**SPARTAN NOTES:**

In her third season as a Spartan...set the San José State freshman scoring mark with 36 points against Utah State (1/12/13).

**2013-14:**

Redshirted the season.

**2012-13:**

Made 27 starts in 30 appearances...averaged 10.8 points, 7.2 rebounds, 1.4 steals and 1.0 assists in 30.4 minutes per game...scored a season-high 36 points against Utah State (1/12)...led all freshmen in minutes played (911) and the team in field goal percentage (.454)...second in rebounds (216), third in blocks (12) and fourth in steals (41) and assists (30)...among WAC performers ranks 19th in points, 11th in rebounds, ninth in field goal percentage and sixth in offensive rebounds (3.21/game)...had six double doubles...single-game rebounding high of 18 came against Utah State (1/12)...forced a season-best five steals against Texas State (12/29)...three times had two blocks in a game - at Evansville (11/17), against Texas State (12/29) and versus Utah State (1/12)...had her best assists game against Utah State when she dished out six...scored in double figures in 17-of-30 games.

**HIGH SCHOOL:**

A 2011 graduate of Boxhill Senior Secondary College (coach Natasha Main) in Victoria, Australia...a member of the 2009 Australian National High School Championship squad averaging 13 points and 10 rebounds per game... the team also captured the 2009 (Victoria) State High School Championship...in 2011 she led her team to the Australian National High School Championship Finals with a 14 point and 10 rebound average...she played her club basketball with the Knox Raiders (coach Robbie Baldwin).

**EMILY:**

Majoring in early childhood development...lists going to the gym, cooking and sewing as interest when she is not playing basketball... the daughter of Joanne and Jon Schill...a native of Ferntree Gully, Victoria, Australia, Emily Marie Schill was born January 30, 1993.

**CAREER S**

Year  
2012-13  
Totals

# Emily Schill 12

*Center | 6-2 | Sophomore  
Tecoma, Victoria, Australia*

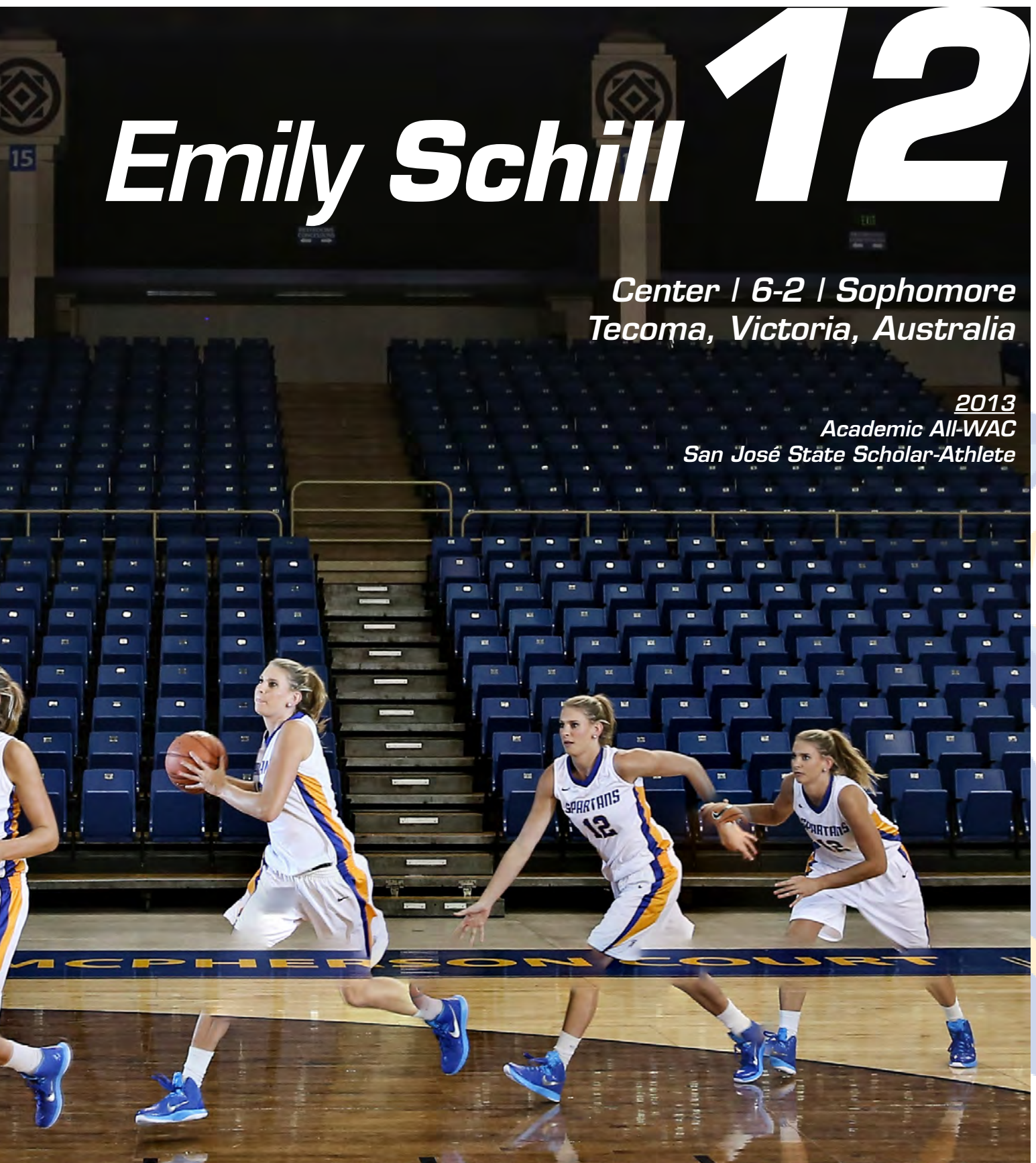
*2013  
Academic All-WAC  
San José State Scholar-Athlete*

*Coaching Staff*

*The Spartans*

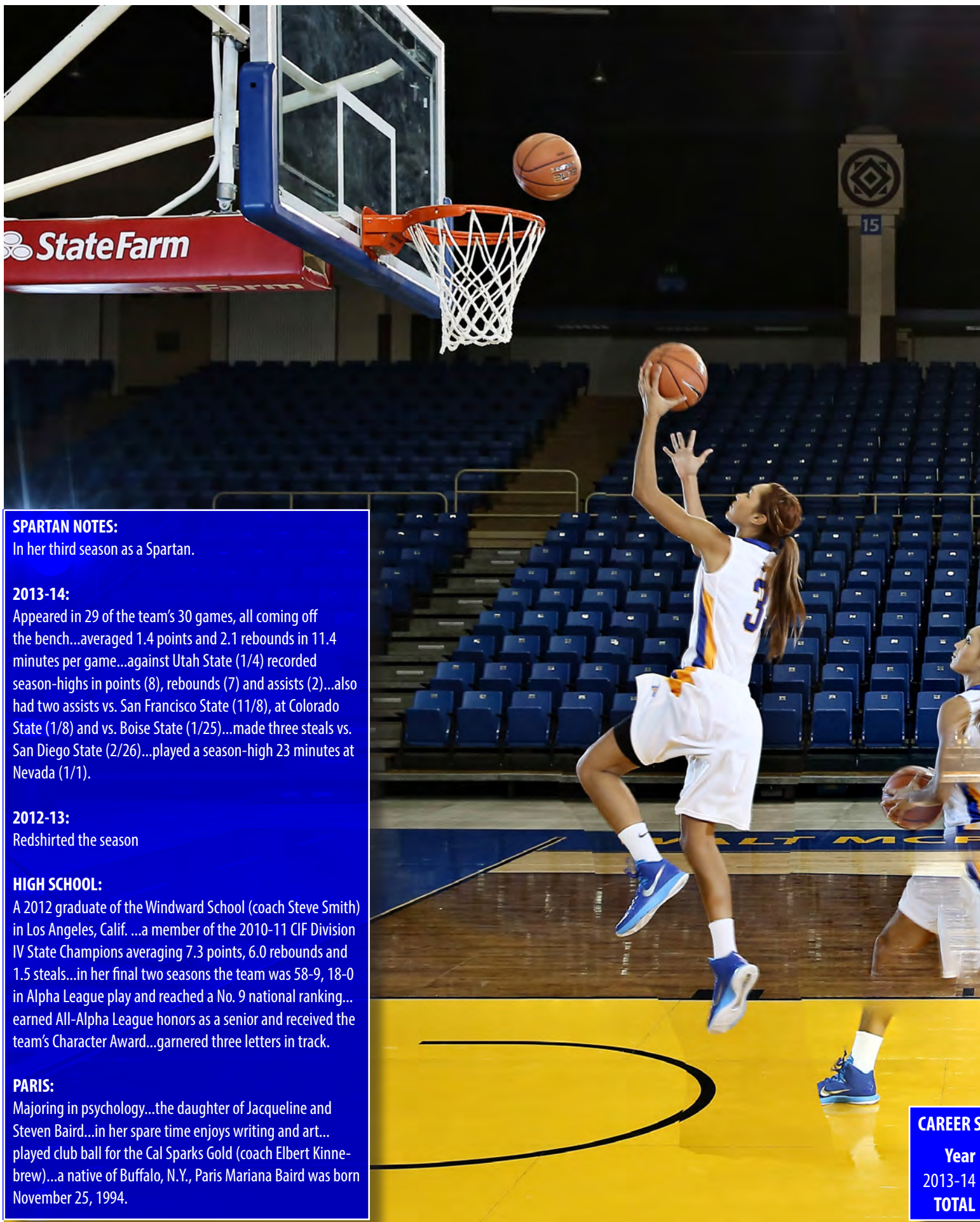
*2013-14 Review*

*Record Book*



## STATS

G-GS	Mins	FG-A	Pct	3Pt-A	Pct	FT-A	Pct	Reb	Avg	Asst	TO	Blk	St	Pts	Avg
30-27	911	122-269	.454	0-0	.000	81-116	.698	121	7.2	30	55	12	41	325	10.8
30-27	911	122-269	.454	0-0	.000	81-116	.698	121	7.2	30	55	12	41	325	10.8

**SPARTAN NOTES:**

In her third season as a Spartan.

**2013-14:**

Appeared in 29 of the team's 30 games, all coming off the bench...averaged 1.4 points and 2.1 rebounds in 11.4 minutes per game...against Utah State (1/4) recorded season-highs in points (8), rebounds (7) and assists (2)...also had two assists vs. San Francisco State (11/8), at Colorado State (1/8) and vs. Boise State (1/25)...made three steals vs. San Diego State (2/26)...played a season-high 23 minutes at Nevada (1/1).

**2012-13:**

Redshirted the season

**HIGH SCHOOL:**

A 2012 graduate of the Windward School (coach Steve Smith) in Los Angeles, Calif. ...a member of the 2010-11 CIF Division IV State Champions averaging 7.3 points, 6.0 rebounds and 1.5 steals...in her final two seasons the team was 58-9, 18-0 in Alpha League play and reached a No. 9 national ranking...earned All-Alpha League honors as a senior and received the team's Character Award...garnered three letters in track.

**PARIS:**

Majoring in psychology...the daughter of Jacqueline and Steven Baird...in her spare time enjoys writing and art...played club ball for the Cal Sparks Gold (coach Elbert Kinnebrew)...a native of Buffalo, N.Y., Paris Mariana Baird was born November 25, 1994.

**CAREER S**

Year  
2013-14  
**TOTAL**

# Paris Baird

# 3

Forward | 6-2 | Sophomore  
Van Nuys, Calif.

2014  
Academic All-Mountain West  
San José State Scholar-Athlete



## STATS

G-GS	Mins	FG-A	Pct	3Pt-A	Pct	FT-A	Pct	Reb	Avg	Asst	TO	Blk	St	Pts	Avg
29-0	332	16-68	.235	4-25	.160	4-14	.286	61	2.1	15	15	5	11	40	1.4
29-0	332	16-68	.235	4-25	.160	4-14	.286	61	2.1	15	15	5	11	40	1.4

Coaching Staff

The Spartans

2013-14 Review

Record Book

**SPARTAN NOTES:**

In her second season as a Spartan.

**2013-14:**

Made seven starts while appearing in all 30 games...averaged 10.7 points, 7.7 rebounds, 1.3 steals and 1.1 assists in 23.0 minutes per game...ranked second in the Mountain West in offensive rebounds (3.4/g), third in total rebounds, seventh in field goal percentage (.468) and ninth in defensive rebounds (4.3/g)...led the team in field goal percentage...second on the team in rebounds (231) and first in offensive boards (101)...third in steals (38) and fourth in blocks (18)...nine double digit rebounding games are third most in the conference (most by any freshman) and second on the team...single-game high 16 boards came at Utah State (3/1)...has eight double doubles, most of any freshman in the Mountain West and second overall and tops on the team...recorded 18 double figure scoring games with a season high 25 points vs. San Francisco State (11/8)...dished out a season-best four assist vs. Wyoming (1/18)...top steals performance was four vs. San Francisco State...single-game high of three blocks came vs. Utah State (1/4)...had season-bests in free throw attempts (12) and makes (7) at Utah State...three times hit double figure field goals in a game, with a high of 11 at Sacramento State (12/7).

**HIGH SCHOOL:**

A 2012 graduate of Bellarmine Jefferson High School (Coach Jaclyn Johnson) in Burbank, Calif. ...averaged 15.2 points, 9.5 rebounds, 1.3 assists and 2.3 steals and earned first-team All-CIF Division IIIA honors for the four-time Santa Cruz League Champions...averaged 12 points on the 2009 Bell-Jeff State Championship team...reached the state semifinals, in 2010, and earned second-team All-CIF honors...participated in track and field, volleyball and cross country.

**JASMINE:**

Majoring in music...enjoys singing, playing guitar and violin and hopes to pursue a career in basketball or music...the daughter of Monica and William Smith...a native of Los Angeles, Calif., Jasmine Janel Smith was born February 14, 1994.

**CAREER S**

Year  
2013-14  
TOTAL

# Jasmine Smith

# 11

Forward | 6-0 | Sophomore  
Burbank, Calif.

2014  
Mountain West All-Freshman Team  
San José State Scholar-Athlete



Coaching Staff

The Spartans

2013-14 Review

Record Book

STATS

G-GS	Mins	FG-A	Pct	3Ptr-A	Pct	FT-A	Pct	Reb	Avg	Asst	TO	Blk	St	Pts	Avg
30-7	689	126-269	.468	0-0	.000	68-128	.531	231	7.7	118	98	18	38	320	10.7
30-7	689	126-269	.468	0-0	.000	68-128	.531	231	7.7	118	98	18	38	320	10.7

**SPARTAN NOTES:**

In her second season as a Spartan.

**2013-14:** Appeared in 28 games all coming off the bench... averaged 3.3 points and 1.5 rebounds in 13.8 minutes per game...twice scored a season-high 11 points; vs. San Francisco (11/20) and at No. 9 Baylor (12/3)...vs. San Francisco State (11/8) pulled down a season-best five rebounds...twice, vs. San Francisco (11/20) and at Baylor sank three 3-pointers... her 21 3-pointers on the year were the most of any player coming off the bench...dished out three assists at Sacramento State (12/7) and at Nevada (1/1)...a single-game high two of her 10 steals on the season came vs. New Mexico (2/1)... her season-high in minutes came at Baylor.

**HIGH SCHOOL:** A 2013 graduate of Garces Memorial High School in Bakersfield, Calif....a four-year letter winner (coach Tod Denison)...a four-time Southeast Yosemite League (SEYL) and team MVP...a The Bakersfield Californian three-time first-team All-Area performer...averaged 20.2 points and 5.5 assists as a senior...scored more than 2,200 points in her career.

**RACHOL:** Majoring in child development...hopes to pursue a career in pediatric speech pathology after graduation... played club basketball for the Cal Sparks Gold (coach Elbert Kennebrew)...enjoys boogie boarding and shopping in her spare time...the daughter of Vernetta and Charles West...a native of Bakersfield, Calif., Rachol Monique West was born February 19, 1995.

**CAREER**

Year

2013-14

TOTAL



# Rachol West 20

Guard | 5-10 | Sophomore  
Bakersfield, Calif.

2014  
Mountain West Scholar-Athlete  
Academic All-Mountain West



Coaching Staff

The Spartans

2013-14 Review

Record Book

STATS

G-GS	Mins	FG-A	Pct	3Ptr-A	Pct	FT-A	Pct	Reb	Avg	Asst	TO	Blk	St	Pts	Avg
28-0	387	28-117	.239	21-78	.269	15-26	.577	42	1.5	18	23	2	10	92	3.3
28-0	387	28-117	.239	21-78	.269	15-26	.577	42	1.5	18	23	2	10	92	3.3

**SPARTAN NOTES:**

In her second year as a Spartan.

**2013-14:**

Sat out the season due to NCAA Transfer regulations.

**UC DAVIS:**

Competed for the Aggies in 2012-13...honored with inclusion on the Big West All-Freshman team...appeared in 27 games, all off the bench ...played double-digit minutes in all but one of her appearances...scored a career high 16 points against Cal State Fullerton (1/24), shooting 6-9 from the field and 3-6 from beyond the arc...finished second on the team in assists (51) and third in steals (48)... her 68 three-point attempts were good for third on the team.

**HIGH SCHOOL:**

A 2012 graduate of Perris High School (coach Marvin Williams)...McDonald's High School All-America honorable mention as a senior averaging 19.8 points and 7.3 assists, 5.4 rebounds and 5.3 steals...Sunbelt League MVP her sophomore and senior seasons...an All-CIF Southern Section first-team selection as a senior...four-time first-team All-Sunbelt League performer...named the team's Rookie of the Year as a freshman...led the team to a conference championship as a sophomore...in her last three seasons averaged more than 18 points, 4 assists and 4 steals per game.

**ANIYA:**

Majoring in business...the daughter of Portia and Jemarl Baker...lists reading as a favorite thing to do in her spare time...father played basketball at Cal State Northridge...her career highlight is the time she recorded a quadruple-double...a native of Torrance, Calif., Aniya Marie Baker was born July 26, 1994.

**CAREER S**

**Year**  
2012-13  
**TOTAL**

# Aniya Baker 10

*Point Guard | 5-8 | Sophomore  
Perris, Calif.*

*2014  
San José State Scholar-Athlete*



Coaching Staff

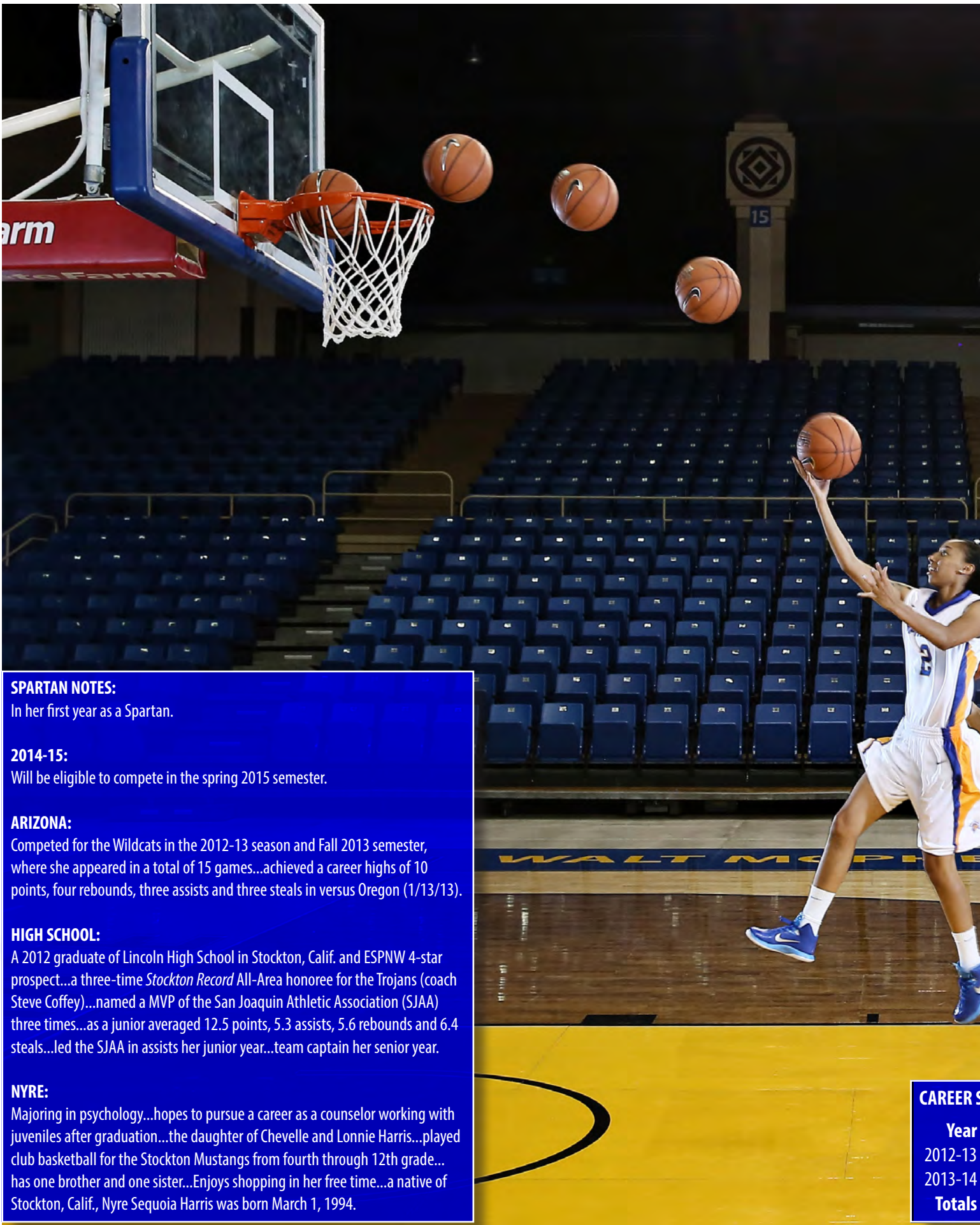
The Spartans

2013-14 Review

Record Book

**STATS** (at UC Davis)

G-GS	Mins	FG-A	Pct	3Ptr-A	Pct	FT-A	Pct	Reb	Avg	Asst	TO	Blk	St	Pts	Avg
27-0	526	46-135	.341	17-68	.250	10-14	.714	41	1.5	51	49	4	48	119	4.4
27-0	526	46-135	.341	17-68	.250	10-14	.714	41	1.5	51	49	4	48	119	4.4



**SPARTAN NOTES:**

In her first year as a Spartan.

**2014-15:**

Will be eligible to compete in the spring 2015 semester.

**ARIZONA:**

Competed for the Wildcats in the 2012-13 season and Fall 2013 semester, where she appeared in a total of 15 games...achieved a career highs of 10 points, four rebounds, three assists and three steals in versus Oregon (1/13/13).

**HIGH SCHOOL:**

A 2012 graduate of Lincoln High School in Stockton, Calif. and ESPNW 4-star prospect...a three-time *Stockton Record* All-Area honoree for the Trojans (coach Steve Coffey)...named a MVP of the San Joaquin Athletic Association (SJAA) three times...as a junior averaged 12.5 points, 5.3 assists, 5.6 rebounds and 6.4 steals...led the SJAA in assists her junior year...team captain her senior year.

**NYRE:**

Majoring in psychology...hopes to pursue a career as a counselor working with juveniles after graduation...the daughter of Chevelle and Lonnie Harris...played club basketball for the Stockton Mustangs from fourth through 12th grade... has one brother and one sister...Enjoys shopping in her free time...a native of Stockton, Calif., Nyre Sequoia Harris was born March 1, 1994.

CAREER S	
Year	
2012-13	
2013-14	
<b>Totals</b>	

# Nyre Harris 2

Guard | 5-8 | Junior  
Stockton, Calif.



Coaching Staff

The Spartans

2013-14 Review

Record Book

**STATS** (at Arizona)

G-GS	Mins	FG-A	Pct	3Pt-A	Pct	FT-A	Pct	Reb	Avg	Asst	TO	Blk	St	Pts	Avg
14-0	148	7-57	.123	3-20	.150	2-4	.500	17	1.2	7	14	0	5	19	1.4
1-0	9	0-2	.000	0-0	.000	0-0	.000	1	1.0	0	1	0	0	0	0.0
<b>15-0</b>	<b>157</b>	<b>7-59</b>	<b>.119</b>	<b>3-20</b>	<b>.150</b>	<b>2-4</b>	<b>.500</b>	<b>18</b>	<b>1.2</b>	<b>7</b>	<b>15</b>	<b>0</b>	<b>5</b>	<b>19</b>	<b>1.4</b>

**SPARTAN NOTES:**

In her second year as a Spartan.

**2013-14:**

Sat out the season due to NCAA Transfer regulations.

**UC DAVIS:**

Played for the Aggies in 2011-12 and 2012-13...in 2012-13 appeared in 30 games, averaging 10.5 minutes, 2.1 points and 1.7 rebounds per game... shot 80 percent from the line, missing just five shots, good for fourth on the team...scored a career high eight points against UC Riverside in just 14 minutes...game-high in minutes was 21 against Long Beach State...in 2011-12 appeared in 14 contests, including WNIT match up at Oregon State.

**HIGH SCHOOL:**

A 2011 graduate of Saint Mary's College High School in Berkeley, Calif...a four-year letter winner (coach Nate Fripp)...a McDonald's High School All-America nominee who led her team CIF State Championship Div. IV title games in 2010 and 2011...averaged 12.3 points, 9.8 rebounds, 3.8 assists and 3.4 blocks per game in her senior season, leading Saint Mary's College HS to a 30-5 record...her team ranked 33rd nationally and 11th in the state during her senior year...twice named Bay Shore Athletic League's Most Valuable Player and was also an all-state and All-NorCal selection...recipient of North Coast Section Sportsmanship/Character Award two straight years.

**EMILY:**

Majoring in public relations with a minor in health science... the daughter of Olivia and David Vann...in her spare time enjoys baking and swimming...her father David played basketball at Saint Mary's College (1978-82), is fourth on the career scoring list, ranks seventh on the school's All-Century Team and was a 1982 draft pick of the National Basketball Association's Golden State Warriors...a native of Berkeley, Calif., Emily Lauren Vann was born June 8, 1993.

**CAREER S**

Year
2011-12
2012-13
<b>Totals</b>

# Emily Vann

# 32

Forward | 6-0 | Junior  
Martinez, Calif.

2014  
San José State Scholar-Athlete



Coaching Staff

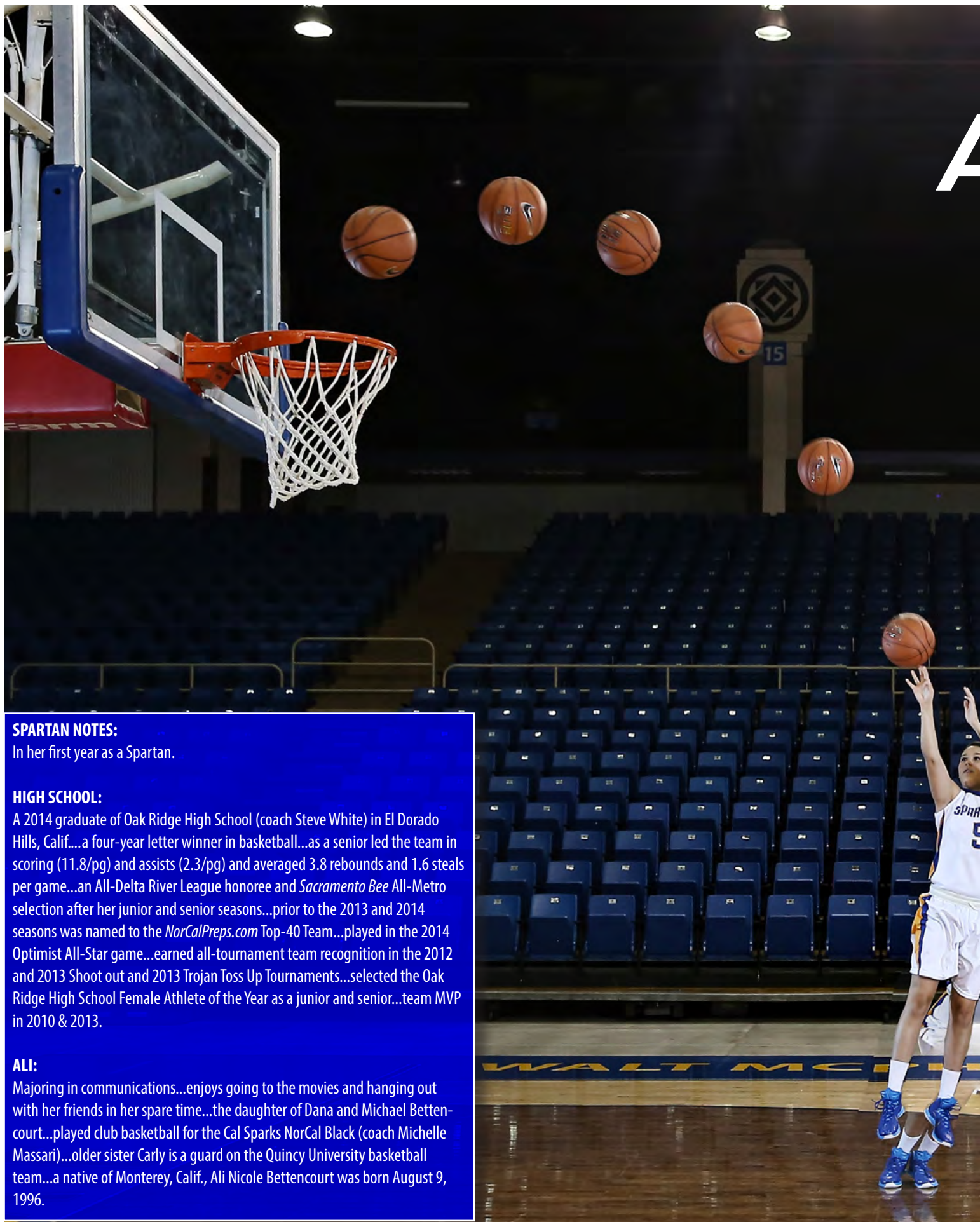
The Spartans

2013-14 Review

Record Book

## STATS (at UC Davis)

G-GS	Mins	FG-A	Pct	3Pt-A	Pct	FT-A	Pct	Reb	Avg	Asst	TO	Blk	St	Pts	Avg
14-0	58	7-16	.438	1-1	1.000	3-4	.750	11	0.8	2	2	0	3	18	1.3
30-0	314	18-51	.353	7-22	.318	20-25	.800	50	1.7	17	33	5	15	63	2.1
44-0	372	25-67	.373	8-23	.348	23-29	.793	61	1.4	19	35	5	18	81	1.8

**SPARTAN NOTES:**

In her first year as a Spartan.

**HIGH SCHOOL:**

A 2014 graduate of Oak Ridge High School (coach Steve White) in El Dorado Hills, Calif....a four-year letter winner in basketball...as a senior led the team in scoring (11.8/pg) and assists (2.3/pg) and averaged 3.8 rebounds and 1.6 steals per game...an All-Delta River League honoree and *Sacramento Bee* All-Metro selection after her junior and senior seasons...prior to the 2013 and 2014 seasons was named to the *NorCalPreps.com* Top-40 Team...played in the 2014 Optimist All-Star game...earned all-tournament team recognition in the 2012 and 2013 Shoot out and 2013 Trojan Toss Up Tournaments...selected the Oak Ridge High School Female Athlete of the Year as a junior and senior...team MVP in 2010 & 2013.

**ALI:**

Majoring in communications...enjoys going to the movies and hanging out with her friends in her spare time...the daughter of Dana and Michael Bettencourt...played club basketball for the Cal Sparks NorCal Black (coach Michelle Massari)...older sister Carly is a guard on the Quincy University basketball team...a native of Monterey, Calif., Ali Nicole Bettencourt was born August 9, 1996.



# Ali Bettencourt

# 5

*Guard | 5-10 | Freshman  
El Dorado Hills, Calif.  
Oak Ridge High School*



Coaching Staff

The Spartans

2013-14 Review

Record Book

**SPARTAN NOTES:**

In her first year as a Spartan.

**HIGH SCHOOL:**

A 2014 graduate of Cleveland High School in Seattle, Wash. ...earned the Washington State Girls' Basketball Coaches Association 2014 Ms. Basketball Washington State...won 2013 and 2014 Class 3A state championships (coach Stephanie Wheeler-Smith)...named a MVP of the Metro League as a senior as well as a first-team honoree...selected a second-team All-Metro League performer as a junior and sophomore...was a two time Metro League champion.

**MYZHANIQUE:**

Undecided on a major...nickname is MyMy...hopes to pursue a playing career in the WNBA and work as a broadcaster on ESPN...the daughter of Tracie Brown and Mychal Ladd, Sr....grandfather Gary Ladd, was a point guard at Seattle and was a fifth-round draft selection of the NBA Seattle SuperSonics in 1972...brother Mychal Ladd, Jr. played collegiately at Fresno State and Washington State.... lists track and field among her favorite hobbies and activities...a native of Seattle, Wash., Myzhanique Shareef Ladd was born December 10, 1995.

# Myzhanique Ladd

# 1

Guard | 5-8 | Freshman  
Seattle, Wash.  
Cleveland High School

2014 Ms. Basketball Washington State



Coaching Staff

The Spartans

2013-14 Review

Record Book

**SPARTAN NOTES:**

In her first year as a Spartan.

**LAMAR COMMUNITY COLLEGE:**

A two-time All-South Region XI performer at Lamar (Colo.) Community College (coach Tom Sutherland)...started all 28 games as a sophomore and led team with 15.6 points, 5.6 rebounds and 3.0 steals...in her freshman season averaged more than 17.0 points per game.

**HIGH SCHOOL:**

A 2010 graduate of Geelong College in Geelong, Victoria Australia....competed in track and field, netball (coach Julie-Ann Hussey) , rowing and water polo (coach Kenny McClelland)...as a senior earned netball team MVP honors and the school's Athlete of the Year as a junior...played basketball for the Geelong Lady Cats (coach Paul O'Brien) of the South East Australian Basketball League.

**ELLIE:**

Majoring in business and marketing with a minor in communications...hopes to continue playing basketball after graduation and eventually coach on the college level...the daughter of Susie and John Stevens...in her spare time enjoys hiking and going to the beach...a native of Melbourne, Australia, Ellie Stevens was born August 1, 1992.

# Ellie Stevens 24

*Forward | 6-0 | Junior  
Ocean Grove, Victoria, Australia  
Lamar Community College*

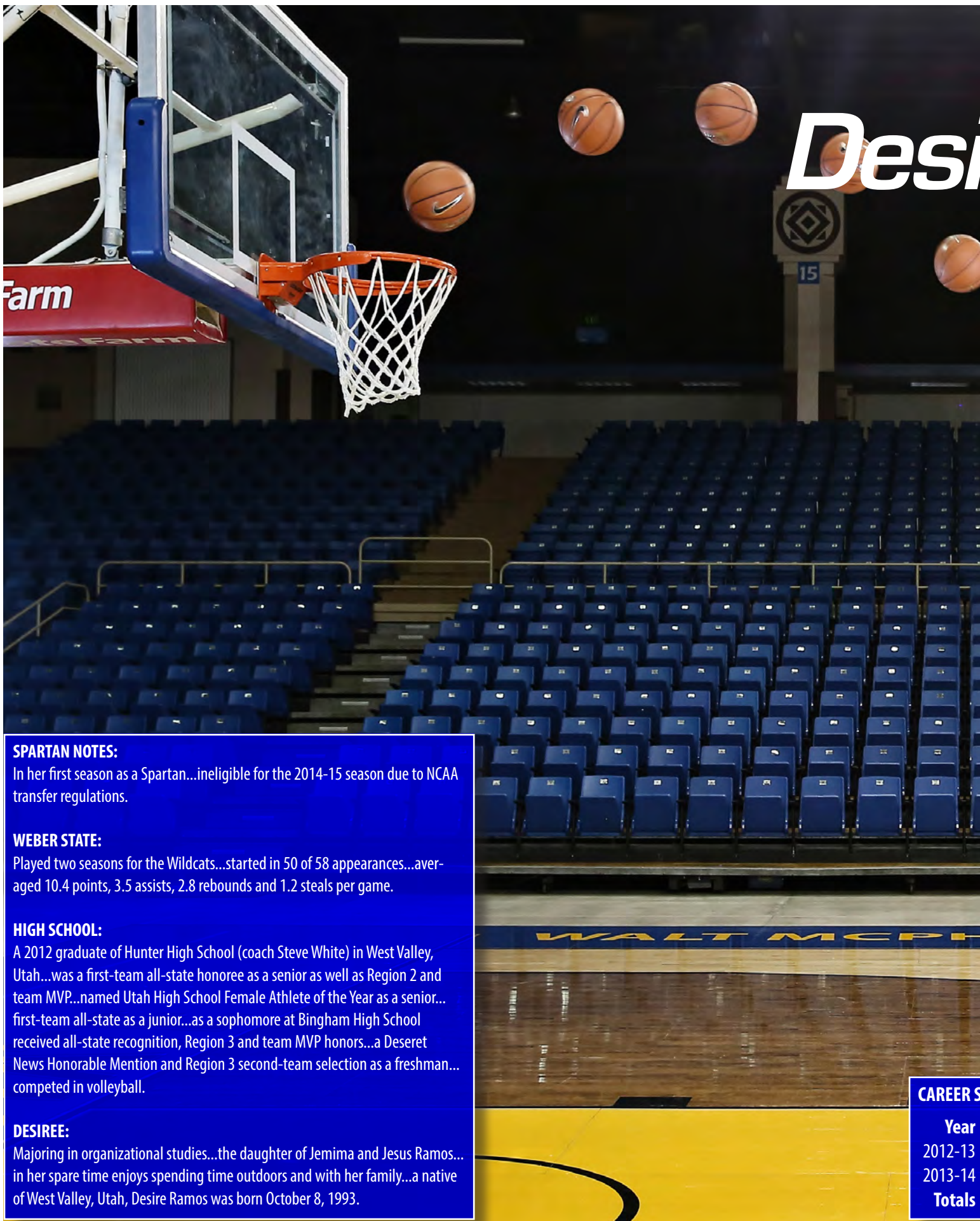


Coaching Staff

The Spartans

2013-14 Review

Record Book



Desiree

**SPARTAN NOTES:**

In her first season as a Spartan...ineligible for the 2014-15 season due to NCAA transfer regulations.

**WEBER STATE:**

Played two seasons for the Wildcats...started in 50 of 58 appearances...averaged 10.4 points, 3.5 assists, 2.8 rebounds and 1.2 steals per game.

**HIGH SCHOOL:**

A 2012 graduate of Hunter High School (coach Steve White) in West Valley, Utah...was a first-team all-state honoree as a senior as well as Region 2 and team MVP...named Utah High School Female Athlete of the Year as a senior...first-team all-state as a junior...as a sophomore at Bingham High School received all-state recognition, Region 3 and team MVP honors...a Deseret News Honorable Mention and Region 3 second-team selection as a freshman...competed in volleyball.

**DESIREE:**

Majoring in organizational studies...the daughter of Jemima and Jesus Ramos...in her spare time enjoys spending time outdoors and with her family...a native of West Valley, Utah, Desiree Ramos was born October 8, 1993.

CAREER TOTALS	
Year	
2012-13	
2013-14	
<b>Totals</b>	

# Desiree Ramos

# 21

*Point Guard | 5-7 | Junior  
West Valley, Utah  
Weber State*

Coaching Staff

The Spartans

2013-14 Review

Record Book



**STATS** (at Weber State)

G-GS	Mins	FG-A	Pct	3Pt-A	Pct	FT-A	Pct	Reb	Avg	Asst	TO	Blk	St	Pts	Avg
29-26	806	84-295	.285	30-116	.259	46-59	.780	67	2.3	73	120	4	28	244	8.4
29-24	948	117-314	.373	32-123	.260	94-108	.870	94	3.2	132	87	5	40	360	12.4
<b>58-50</b>	<b>1,754</b>	<b>201-609</b>	<b>.330</b>	<b>62-239</b>	<b>.259</b>	<b>140-167</b>	<b>.838</b>	<b>161</b>	<b>2.8</b>	<b>205</b>	<b>207</b>	<b>9</b>	<b>68</b>	<b>604</b>	<b>10.4</b>

# 2013-14 Season Review

FLS FLS PTS  
CALIFORNIA  
BARBECUE







In 2013-14, Rebecca Woodberry set San José State single-season records for most 3-pointers made (90) and most 3-pointers attempted (251). She led the Mountain West Conference in 3-pointers and was 13th in the nation.

In one season, she is already in ninth place on the program's career lists for both 3-point attempts and 3-pointers made.

Woodberry drained a single-game best seven treys in a win against Georgia State.

# 2013-14 San José State Women's Basketball

## Season Box Score

### All games

<b>RECORD:</b>	<b>OVERALL</b>	<b>HOME</b>	<b>AWAY</b>	<b>NEUTRAL</b>
ALL GAMES	11-19	9-6	2-12	0-1
CONFERENCE	5-13	4-4	1-8	0-1
NON-CONFERENCE	6-6	5-2	1-4	0-0

##	Player	GP-GS	Min	Avg	TOTAL		3-PTS		FT-A	Pct	REBOUNDS			PF	FO	A	TO	Blk	Stl	Pts	Avg	
					FG-A	Pct	3FG-A	Pct			Off	Def	Tot									Avg
34	CUNNIGAN, T.	30-30	968	32.3	183-494	.370	49-167	.293	138-183	.754	32	100	132	4.4	78	2	83	105	23	50	553	18.4
40	WOODBERRY, R.	29-28	931	32.1	134-360	.372	90-251	.359	56-61	.918	58	158	216	7.4	61	0	38	54	19	29	414	14.3
15	JAMES, C.	29-28	767	26.4	107-277	.386	23-81	.284	113-163	.693	46	65	111	3.8	85	4	76	94	4	46	350	12.1
11	SMITH, J.	30-7	689	23.0	126-269	.468	0-0	.000	68-128	.531	101	130	231	7.7	118	11	34	98	18	38	320	10.7
44	BYRD, R.	29-28	686	23.7	96-222	.432	0-0	.000	54-84	.643	99	177	276	9.5	101	6	24	46	43	37	246	8.5
21	HALL, B.	30-28	932	31.1	69-196	.352	43-123	.350	31-44	.705	17	61	78	2.6	57	1	104	103	5	20	212	7.1
24	TAUALA, J.	21-1	308	14.7	26-107	.243	15-68	.221	14-23	.609	9	13	22	1.0	14	0	14	19	1	10	81	3.9
20	WEST, R.	28-0	387	13.8	28-117	.239	21-78	.269	15-26	.577	20	22	42	1.5	41	0	18	23	2	10	92	3.3
3	BAIRD, P.	29-0	332	11.4	16-68	.235	4-25	.160	4-14	.286	22	39	61	2.1	31	0	15	15	5	11	40	1.4
TM	TEAM										49	77	126	4.2	0		4				0	
	<b>Total</b>	<b>30</b>			<b>785-2110</b>	<b>.372</b>	<b>245-793</b>	<b>.309</b>	<b>493-726</b>	<b>.679</b>	<b>453</b>	<b>842</b>	<b>1295</b>	<b>43.2</b>	<b>586</b>	<b>24</b>	<b>406</b>	<b>561</b>	<b>120</b>	<b>251</b>	<b>2308</b>	<b>76.9</b>
	<b>Opponents</b>	<b>30</b>			<b>973-2259</b>	<b>.431</b>	<b>198-591</b>	<b>.335</b>	<b>454-662</b>	<b>.686</b>	<b>521</b>	<b>971</b>	<b>1492</b>	<b>49.7</b>	<b>598</b>	<b>-</b>	<b>606</b>	<b>517</b>	<b>90</b>	<b>258</b>	<b>2598</b>	<b>86.6</b>

<b>SCORE BY PERIODS:</b>	<b>1st</b>	<b>2nd</b>	<b>Total</b>
San José State	1,120	1,188	2,308
Opponents	1,303	1,295	2,598

<b>DEADBALL REBOUNDS:</b>	<b>OFF</b>	<b>DEF</b>	<b>TOTAL</b>
San José State	96	37	133
Opponents	94	38	132

# 2013-14 San José State Women's Basketball

## Season Box Score Conference games

RECORD:	OVERALL	HOME	AWAY	NEUTRAL
ALL GAMES	5-13	4-4	1-8	0-1
CONFERENCE	5-13	4-4	1-8	0-1

##	Player	GP-GS	Min	Avg	TOTAL		3-PTS		FT-A		REBOUNDS				PF	FO	A	TO	Blk	Stl	Pts	Avg
					FG-A	Pct	3FG-A	Pct	FT-A	Pct	Off	Def	Tot	Avg								
34	CUNNIGAN, Ta'Rea	18-18	596	33.1	107-312	.343	33-112	.295	83-115	.722	14	56	70	3.9	53	2	46	70	10	34	330	18.3
40	WOODBERRY, Rebecca	17-16	546	32.1	72-198	.364	46-138	.333	35-39	.897	37	92	129	7.6	29	0	21	28	8	19	225	13.2
15	JAMES, Classye	17-16	455	26.8	55-152	.362	11-38	.289	55-81	.679	33	37	70	4.1	51	2	38	56	4	26	176	10.4
11	SMITH, Jasmine	18-7	426	23.7	68-143	.476	0-0	.000	43-77	.558	54	78	132	7.3	70	7	22	60	10	21	179	9.9
44	BYRD, Riana	17-16	410	24.1	49-115	.426	0-0	.000	37-51	.725	51	103	154	9.1	56	3	14	30	25	16	135	7.9
21	HALL, Britta	18-16	542	30.1	43-127	.339	31-89	.348	18-25	.720	12	32	44	2.4	37	1	50	56	3	12	135	7.5
24	TAUALA, Jayzyl	16-1	257	16.1	24-89	.270	14-55	.255	8-17	.471	7	11	18	1.1	13	0	12	10	1	6	70	4.4
20	WEST, Rachol	16-0	174	10.9	9-41	.220	5-26	.192	6-11	.545	11	9	20	1.3	21	0	6	13	0	3	29	1.8
03	BAIRD, Paris	17-0	194	11.4	10-44	.227	2-18	.111	4-13	.308	14	19	33	1.9	19	0	11	9	3	8	26	1.5
TM TEAM											30	45	75	4.2	0		2				0	
<b>Total</b>		<b>18</b>			<b>437-1221</b>	<b>.358</b>	<b>142-476</b>	<b>.298</b>	<b>289-429</b>	<b>.674</b>	<b>263</b>	<b>482</b>	<b>745</b>	<b>41.4</b>	<b>349</b>	<b>15</b>	<b>220</b>	<b>334</b>	<b>64</b>	<b>145</b>	<b>1305</b>	<b>72.5</b>
<b>Opponents</b>		<b>18</b>			<b>572-1303</b>	<b>.439</b>	<b>122-353</b>	<b>.346</b>	<b>259-385</b>	<b>.673</b>	<b>304</b>	<b>578</b>	<b>882</b>	<b>49.0</b>	<b>349</b>	<b>-</b>	<b>358</b>	<b>308</b>	<b>59</b>	<b>149</b>	<b>1525</b>	<b>84.7</b>

SCORE BY PERIODS:	1st	2nd	Total
San José State	623	682	1,305
Opponents	777	748	1,525

DEADBALL REBOUNDS:	OFF	DEF	TOTAL
San José State	62	17	79
Opponents	54	21	75

Coaching Staff

The Spartans

2013-14 Review

Record Book

# 2013-14 San José State Women's Basketball

## Season Schedule/Results & Leaders

### All games

Coaching Staff

The Spartans

2013-14 Review

Record Book

DATE	TIME	OPPONENT	SCORE	ATTEND	HIGH POINTS	HIGH REBOUNDS
11/08/13	7:00 p.m.	SAN FRANCISCO STATE	W 100-78	339	(25)SMITH, Jasmine	(11)SMITH, Jasmine
11/12/13	5:30 pm	at Santa Clara	W 97-93	1456	(29)CUNNIGAN, Ta'Rea	(14)BYRD, Riana
11/15/13	7:00 p.m.	UC RIVERSIDE	L 74-105	412	(22)CUNNIGAN, Ta'Rea	(7)BYRD, Riana
11/17/13	2:00 p.m.	EVANSVILLE	W 90-84	186	(18)WOODBERRY, Rebecca	(12)SMITH, Jasmine
11/20/13	7:00 p.m.	SAN FRANCISCO	W 98-79	271	(29)WOODBERRY, Rebecca	(11)SMITH, Jasmine
11/23/13	3:00 p.m.	SAN DIEGO	L 60-88	1433	(13)SMITH, Jasmine	(10)SMITH, Jasmine
11/26/13	4:45 p.m.	at UC Davis	L 61-95	1010	(14)WOODBERRY, Rebecca	(12)BYRD, Riana
12/03/13	7:00 p.m.	at Baylor	L 73-113	5916	(19)WOODBERRY, Rebecca	(10)BYRD, Riana
12/07/13	2:05 PM	at Sacramento State	L 99-103	481	(24)CUNNIGAN, Ta'Rea	(14)WOODBERRY, Rebecca
12/18/13	4:30 p.m.	GEORGIA STATE	W 95-81	1229	(25)CUNNIGAN, Ta'Rea (25)WOODBERRY, Rebecca	(9)CUNNIGAN, Ta'Rea
12/21/13	2:40 p.m.	KANSAS CITY	W 81-76	1388	(19)BYRD, Riana	(18)BYRD, Riana
01/01/14	6:30 p.m.	*at Nevada	L 74-101	590	(17)CUNNIGAN, Ta'Rea	(13)WOODBERRY, Rebecca
01/04/14	2:00 p.m.	*UTAH STATE	L 65-78	328	(15)JAMES, Classye	(10)SMITH, Jasmine (10)BYRD, Riana
01/08/14	7 p.m. MT	*at Colorado State	L 60-101	968	(22)SMITH, Jasmine	(13)SMITH, Jasmine
01/11/14	2:00 p.m.	*at New Mexico	L 68-80	6025	(15)SMITH, Jasmine (15)JAMES, Classye (15)CUNNIGAN, Ta'Rea	(9)SMITH, Jasmine
01/15/14	7:00 p.m.	*AIR FORCE	W 79-70	432	(28)CUNNIGAN, Ta'Rea	(16)BYRD, Riana
01/18/14	2:00 p.m.	*WYOMING	W 74-68	362	(27)CUNNIGAN, Ta'Rea	(10)BYRD, Riana
01/22/14	6:00 pm PST	*at San Diego State	L 65-88	409	(21)WOODBERRY, Rebecca	(13)BYRD, Riana
01/25/14	2:00 p.m.	*BOISE STATE	L 69-90	369	(16)CUNNIGAN, Ta'Rea	(12)BYRD, Riana
01/29/14	7 pm	*at UNLV	L 76-90	716	(25)CUNNIGAN, Ta'Rea	(7)JAMES, Classye
02/01/14	2:00 p.m.	*vs New Mexico	L 73-76	136	(23)CUNNIGAN, Ta'Rea	(9)JAMES, Classye
02/08/14	2:00 p.m.	*FRESNO STATE	W 68-66	621	(22)WOODBERRY, Rebecca	(9)BYRD, Riana
02/12/14	7:00 p.m.	*at Air Force	W 84-71	191	(21)CUNNIGAN, Ta'Rea	(10)SMITH, Jasmine (10)WOODBERRY, Rebecca (10)BYRD, Riana
02/15/14	2:05 p.m.	*at Wyoming	L 80-103	3787	(18)WOODBERRY, Rebecca	(7)WOODBERRY, Rebecca
02/19/14	7:00 p.m.	*NEVADA	L 95-99	483	(21)HALL, Britta	(8)JAMES, Classye (8)SMITH, Jasmine
02/26/14	7:00 p.m.	*SAN DIEGO STATE	L 63-77	181	(17)WOODBERRY, Rebecca (17)CUNNIGAN, Ta'Rea	(9)SMITH, Jasmine
03/01/14	7 p.m.	*at Utah State	L 67-96	901	(22)HALL, Britta	(16)SMITH, Jasmine
03/04/14	7:00 p.m.	*COLORADO STATE	W 65-64	420	(19)SMITH, Jasmine	(20)BYRD, Riana
03/07/14	7 p.m.	*at Fresno State	L 80-107	6268	(20)CUNNIGAN, Ta'Rea	(10)WOODBERRY, Rebecca
03/10/14	4:30 pm	at UNLV	L 75-78	1836	(22)JAMES, Classye	(9)WOODBERRY, Rebecca (9)BYRD, Riana

\* - Mountain West Conference game

# 2013-14 San José State Women's Basketball

## Points-Rebounds-Assists

Opponent	Date	Score	3 BAIRD	11 SMITH	12 JAMES	20 WEST	21 HALL	24 TAUALA	34 CUNNIGAN	40 WOODBERRY	44 BYRD
FRANCISCO STATE	11/08/13	100-78 W	0-2-2	25-11-1	20-6-2	3-5-0	12-2-7	4-2-0	17-5-2	13-10-6	6-10-3
at Santa Clara	11/12/13	97-93 W	0-3-0	8-7-0	16-2-2	4-1-0	8-6-2	7-1-0	29-3-4	15-2-2	10-14-0
UC RIVERSIDE	11/15/13	74-105 L	0-1-0	12-4-1	15-3-2	4-2-2	3-3-5	0-0-1	22-3-1	3-6-1	15-7-0
EVANSVILLE	11/17/13	90-84 W	5-4-1	13-12-0	8-1-1	6-1-1	11-1-2	0-1-1	17-6-7	18-7-1	12-7-0
SAN FRANCISCO	11/20/13	98-79 W	5-4-0	10-11-3	4-2-3	11-2-1	8-3-8	DNP	28-7-3	29-7-1	3-8-0
SAN DIEGO	11/23/13	60-88 L	0-1-1	13-10-0	9-0-0	3-0-1	6-2-5	DNP	10-4-3	11-5-0	8-7-1
at UC Davis	11/26/13	61-95 L	0-1-0	10-9-0	10-4-3	0-1-0	10-2-2	DNP	10-7-2	14-4-0	7-12-0
at Baylor	12/03/13	73-113 L	0-0-0	5-8-1	17-3-4	11-2-0	0-3-6	DNP	16-4-0	19-9-1	5-10-1
at Sacramento State	12/07/13	99-103 L	0-3-0	22-13-1	23-7-8	7-2-3	2-1-2	DNP	24-6-3	7-14-1	14-12-2
GEORGIA STATE	12/18/13	95-81 W	4-4-0	6-4-2	17-6-5	3-1-1	7-4-7	DNP	25-9-5	25-7-3	8-8-1
KANSAS CITY	12/21/13	81-76 W	0-5-0	12-3-3	13-2-5	5-3-2	3-3-2	DNP	14-4-4	15-7-0	19-18-2
at Nevada	01/01/14	74-101 L	2-3-1	13-9-0	11-5-0	5-2-3	9-4-1	DNP	17-2-4	7-13-0	10-5-1
UTAH STATE	01/04/14	65-78 L	8-7-2	6-10-0	15-3-2	3-3-2	7-1-2	DNP	13-6-3	9-3-0	4-10-0
at Colorado State	01/08/14	60-101 L	2-3-2	22-13-2	6-3-2	0-0-0	3-0-1	8-1-2	8-6-4	11-8-1	DNP
at New Mexico	01/11/14	68-80 L	2-0-0	15-9-2	15-3-3	0-0-0	5-2-1	0-0-0	15-3-4	4-7-1	12-3-1
AIR FORCE	01/15/14	79-70 W	3-4-1	10-6-2	9-4-3	0-2-0	2-2-2	0-1-0	28-5-2	18-8-1	9-16-0
WYOMING	01/18/14	74-68 W	0-2-1	7-8-4	5-5-2	2-1-0	13-2-1	4-1-0	27-5-1	DNP	16-10-2
at San Diego State	01/22/14	65-88 L	2-3-0	2-3-0	9-1-1	0-0-0	5-3-5	3-1-1	20-3-3	21-11-1	3-13-1
BOISE STATE	01/25/14	69-90 L	0-2-2	10-4-0	9-4-3	3-0-0	8-3-3	5-1-0	16-3-2	5-6-0	13-12-2
at UNLV	01/29/14	76-90 L	0-1-0	4-6-2	10-7-2	3-0-0	2-3-8	6-0-1	25-4-0	20-5-1	6-6-0
vs New Mexico	02/01/14	73-76 L	DNP	12-2-1	14-9-1	0-3-0	7-1-0	5-1-1	23-5-3	10-1-0	2-8-0
FRESNO STATE	02/08/14	68-66 W	0-0-0	1-7-1	8-3-1	DNP	0-0-1	8-3-3	18-8-6	22-8-2	11-9-0
at Air Force	02/12/14	84-71 W	0-1-0	12-10-0	14-1-5	3-2-1	2-4-5	3-2-1	21-8-3	15-10-0	14-10-2
at Wyoming	02/15/14	80-103 L	3-3-1	8-5-1	12-5-4	2-0-0	11-5-5	3-0-0	14-1-2	18-7-0	9-6-1
NEVADA	02/19/14	95-99 L	0-0-0	6-8-0	13-8-2	2-0-0	21-1-6	10-2-1	18-4-1	18-5-3	7-5-0
SAN DIEGO STATE	02/26/14	63-77 L	2-2-0	15-9-1	DNP	2-3-0	3-0-3	5-1-0	17-0-3	17-5-2	2-5-0
at Utah State	03/01/14	67-96 L	0-0-0	11-16-2	3-3-1	3-2-0	22-4-3	1-2-0	13-0-1	11-13-5	3-9-0
COLORADO STATE	03/04/14	65-64 W	0-0-1	19-5-3	13-3-3	DNP	3-7-1	0-0-1	17-3-3	7-9-2	6-20-4
at Fresno State	03/07/14	80-107 L	2-2-0	6-2-1	10-3-3	1-2-0	12-2-2	9-2-1	20-4-1	12-10-2	8-7-0
at UNLV	03/10/14	75-78 L	0-0-0	5-7-0	22-5-3	6-2-1	7-4-6	0-0-0	11-4-3	20-9-1	4-9-0

Coaching Staff

The Spartans

2013-14 Review

Record Book



Senior Ta'Rea Cunnigan, is fourth leading scorer in San José State women's basketball history. Entering the 2014-15 season, her 1,495 career points are 255 shy of the program's all-time record of 1,760 which is held by two-time All-American and San José State Sports Hall of Famer Karen Mason.

In addition, Cunnigan ranks in the top-10 of eight other San José State women's basketball career statistics.

# *Record Book*



Coaching Staff

The Spartans

2013-14 Review

Record Book

### 1. Karen Mason (1978-81)

YEAR	G-GS	FG-FGA	PCT	3PM-A	PCT	FT-FTA	PCT	REB	AVG	AST	BS	ST	PTS	AVG
1977-78	27	139-341	.408			52-99	.525	137	5.0	36	—	48	351	13.0
1978-79	27	174-372	.468			62-98	.633	120	4.4	48	8	41	410	15.2
1979-80	31	212-495	.428			79-118	.669	149	4.8	36	1	65	503	16.2
1980-81	26	210-478	.439			97-152	.638	156	6.0	33	3	50	517	19.9
<b>Career</b>	<b>111</b>	<b>735-1686</b>	<b>.436</b>			<b>290-467</b>	<b>.621</b>	<b>562</b>	<b>5.1</b>	<b>153</b>	<b>12</b>	<b>204</b>	<b>1760</b>	<b>15.9</b>

### 2. Cricket Williams (2001-04)

YEAR	G-GS	FG-FGA	PCT	3PM-A	PCT	FT-FTA	PCT	REB	AVG	AST	BS	ST	PTS	AVG
2000-01	22/19	84-226	.372	13-56	.232	57-90	.633	86	3.9	108	1	48	238	10.8
2001-02	27/25	159-413	.385	33-89	.371	134-197	.680	109	4.0	159	4	88	485	18.0
2002-03	28/27	188-500	.376	43-155	.277	152-240	.633	155	5.5	192	1	81	571	20.4
2003-04	28/28	117-392	.298	25-104	.240	123-205	.600	170	6.1	185	6	94	382	13.6
<b>Career</b>	<b>105-99</b>	<b>548-1531</b>	<b>.358</b>	<b>114-404</b>	<b>.282</b>	<b>466-732</b>	<b>.637</b>	<b>520</b>	<b>5.0</b>	<b>644</b>	<b>12</b>	<b>311</b>	<b>1676</b>	<b>16.0</b>

### 3. Elinor Banks (1978-81)

YEAR	G-GS	FG-FGA	PCT	3PM-A	PCT	FT-FTA	PCT	REB	AVG	AST	BS	ST	PTS	AVG
1977-78	27	152-354	.429			44-94	.468	263	9.7	41	—	26	348	9.7
1978-79	25	175-396	.434			33-83	.398	310	12.4	31	53	28	383	15.3
1979-80	31	211-460	.459			67-105	.638	249	8.0	35	55	50	489	15.8
1980-81	27	195-399	.489			62-97	.639	240	8.9	29	48	45	452	16.7
<b>Career</b>	<b>110</b>	<b>733-1609</b>	<b>.456</b>			<b>206-379</b>	<b>.544</b>	<b>1062</b>	<b>9.7</b>	<b>136</b>	<b>156</b>	<b>149</b>	<b>1672</b>	<b>15.2</b>

### 4. Ta'Rea Cunnigan (2012-14)

YEAR	G-GS	FG-FGA	PCT	3PM-A	PCT	FT-FTA	PCT	REB	AVG	AST	BS	ST	PTS	AVG
2011-12	30-29	112-290	.386	12-54	.278	109-158	.690	89	3.0	54	5	60	348	11.6
2012-13	30-30	188-469	.401	40-116	.345	178-235	.757	154	5.1	84	16	94	594	19.8
2013-14	30-30	183-494	.370	49-167	.293	138-183	.754	132	4.4	83	23	50	553	18.4
<b>Career</b>	<b>90-89</b>	<b>483-1253</b>	<b>.385</b>	<b>104-337</b>	<b>.309</b>	<b>425-576</b>	<b>.738</b>	<b>375</b>	<b>4.2</b>	<b>221</b>	<b>44</b>	<b>204</b>	<b>1495</b>	<b>16.6</b>

### 5. Hulett Brooks (1990, 1992-94)

YEAR	G-GS	FG-FGA	PCT	3PM-A	PCT	FT-FTA	PCT	REB	AVG	AST	BS	ST	PTS	AVG
1989-90	29-4	120-262	.458	0-1	.000	39-66	.591	144	5.0	40	12	25	279	9.6
1991-92	27-24	97-262	.370	1-1	1.000	46-58	.793	161	6.0	49	6	27	241	8.9
1992-93	26-26	150-385	.390	6-19	.316	61-85	.718	176	6.8	41	12	36	367	14.1
1993-94	27-27	187-474	.395	13-49	.265	99-135	.733	166	6.1	64	2	23	486	18.0
<b>Career</b>	<b>109-81</b>	<b>554-1383</b>	<b>.400</b>	<b>20-70</b>	<b>.285</b>	<b>245-344</b>	<b>.712</b>	<b>647</b>	<b>5.9</b>	<b>194</b>	<b>32</b>	<b>111</b>	<b>1373</b>	<b>12.5</b>

### 6. Kari Steele (1993-97)

YEAR	G-GS	FG-FGA	PCT	3PM-A	PCT	FT-FTA	PCT	REB	AVG	AST	BS	ST	PTS	AVG
993-94	27-27	102-242	.421	42-124	.339	56-86	.651	99	3.7	97	7	57	302	11.2
1994-95	28-28	106-297	.357	47-151	.311	83-111	.748	105	3.8	100	5	46	342	12.2
1995-96	27-26	93-259	.359	36-113	.319	37-52	.712	95	3.5	73	6	63	259	9.6
1996-97	28-28	140-392	.357	74-187	.396	83-110	.755	97	3.5	99	4	51	437	15.6
<b>Career</b>	<b>110-109</b>	<b>441-1190</b>	<b>.370</b>	<b>199-575</b>	<b>.346</b>	<b>259-359</b>	<b>.721</b>	<b>306</b>	<b>2.7</b>	<b>333</b>	<b>22</b>	<b>217</b>	<b>1340</b>	<b>12.1</b>

### 7. Sheila Brown (1981-84)

YEAR	G-GS	FG-FGA	PCT	3PM-A	PCT	FT-FTA	PCT	REB	AVG	AST	BS	ST	PTS	AVG
1980-81	27	53-142	.373			19/31	.613	49	1.8	14	5	12	125	4.6
1981-82	27	193-486	.397			37-64	.578	108	4.0	32	4	53	423	15.7
1982-83	20-17	138-373	.369			22-43	.512	68	3.4	18	1	38	298	14.9
1983-84	26-23	179-449	.388			36-50	.720	86	3.3	38	5	38	38	14.8
<b>Career</b>	<b>100</b>	<b>563-1450</b>	<b>.388</b>			<b>114-188</b>	<b>.606</b>	<b>311</b>	<b>2.1</b>	<b>102</b>	<b>15</b>	<b>147</b>	<b>1230</b>	<b>12.3</b>



**8. Natalie White (2006-09)**

YEAR	G-GS	FG-FGA	PCT	3PM-A	PCT	FT-FTA	PCT	REB	AVG	AST	BS	ST	PTS	AVG
2005-06	28-2	35-135	.259	24-99	.242	14-19	.737	32	1.1	8	3	14	108	3.9
2006-07	32-27	136-380	.358	41-146	.281	58-66	.879	102	3.2	39	1	24	371	11.6
2007-08	28-27	161-435	.370	55-170	.324	71-88	.807	161	5.8	28	7	30	448	16.0
2008-09	30-20	105-323	.325	44-153	.288	48-60	.800	116	3.9	20	3	26	302	10.1
<b>Career</b>	<b>118-76</b>	<b>437-1273</b>	<b>.343</b>	<b>164-568</b>	<b>.289</b>	<b>191-233</b>	<b>.820</b>	<b>411</b>	<b>3.5</b>	<b>95</b>	<b>14</b>	<b>94</b>	<b>1229</b>	<b>10.4</b>

**9. Lamisha Augustine (2002-06)**

YEAR	G-GS	FG-FGA	PCT	3PM-A	PCT	FT-FTA	PCT	REB	AVG	AST	BS	ST	PTS	AVG
2001-02	5-0	4-12	.373	0-0	.000	6-8	.750	8	1.6	0	2	0	14	2.8
2002-03	28-13	46-140	.329	0-1	.000	11-17	.647	93	3.3	12	23	13	103	3.7
2003-04	29-25	87-232	.375	2-3	.667	32-53	.604	131	4.5	26	32	39	208	7.2
2004-05	30-30	175-473	.370	1-6	.167	64-90	.711	230	7.7	52	23	55	415	13.8
2005-06	28-28	178-455	.391	12-29	.414	118-157	.752	238	8.5	47	58	43	486	17.4
<b>Career</b>	<b>120-96</b>	<b>490-1312</b>	<b>.373</b>	<b>15-39</b>	<b>.385</b>	<b>231-325</b>	<b>.711</b>	<b>700</b>	<b>5.8</b>	<b>137</b>	<b>138</b>	<b>150</b>	<b>1226</b>	<b>10.2</b>

**10. Rhoda Chew (1982-85)**

YEAR	G-GS	FG-FGA	PCT	3PM-A	PCT	FT-FTA	PCT	REB	AVG	AST	BS	ST	PTS	AVG
1981-82	27-4	33-90	.367			16-34	.471	137	5.1	6	11	20	82	3.0
1982-83	26-26	132-259	.509			38-65	.585	244	9.4	13	18	22	302	11.6
1983-84	26-25	156-325	.480			77-132	.583	329	12.7	13	37	21	389	14.9
1984-85	26-	163-321	.508			89-135	.659	236	9.1	14	51	27	415	16.0
<b>Career</b>	<b>105</b>	<b>484-995</b>	<b>.486</b>			<b>220-366</b>	<b>.601</b>	<b>946</b>	<b>8.9</b>	<b>46</b>	<b>117</b>	<b>90</b>	<b>1188</b>	<b>11.3</b>

**11. Natasha Johnson (1996-2000)**

YEAR	G-GS	FG-FGA	PCT	3PM-A	PCT	FT-FTA	PCT	REB	AVG	AST	BS	ST	PTS	AVG
1995-96	27-23	81-241	.336	37-130	.285	51-80	.638	83	3.1	65	1	31	250	9.3
1996-97	28-25	92-288	.357	41-138	.297	80-110	.727	84	3.0	67	3	51	305	10.9
1997-98	27-25	103-289	.356	44-142	.310	75-120	.625	118	4.4	102	4	43	325	12.0
1999-00	27-27	90-248	.363	46-135	.341	66-92	.717	76	2.8	79	4	39	292	10.8
<b>Career</b>	<b>109-100</b>	<b>366-1066</b>	<b>.343</b>	<b>168-545</b>	<b>.308</b>	<b>272-402</b>	<b>.677</b>	<b>361</b>	<b>3.3</b>	<b>310</b>	<b>12</b>	<b>164</b>	<b>1172</b>	<b>10.8</b>

**12. Tatiana Taylor (2001-04)**

YEAR	G-GS	FG-FGA	PCT	3PM-A	PCT	FT-FTA	PCT	REB	AVG	AST	BS	ST	PTS	AVG
2000-01	29-20	79-169	.467	0-1	.000	58-83	.699	149	5.1	12	7	13	216	7.4
2001-02	28-18	75-165	.455	0-1	.000	40-72	.556	121	4.3	13	14	19	190	6.8
2002-03	28-27	150-289	.519	0-0	.000	57-85	.671	219	7.8	25	5	22	357	12.8
2003-04	29-28	151-302	.500	0-3	.000	100-154	.649	203	7.0	29	11	28	402	13.9
<b>Career</b>	<b>114-94</b>	<b>455-925</b>	<b>.492</b>	<b>0-5</b>	<b>.000</b>	<b>255-394</b>	<b>.647</b>	<b>692</b>	<b>6.1</b>	<b>79</b>	<b>37</b>	<b>82</b>	<b>1165</b>	<b>10.2</b>

**13. Lora Alexander (1989-90)**

YEAR	G-GS	FG-FGA	PCT	3PM-A	PCT	FT-FTA	PCT	REB	AVG	AST	BS	ST	PTS	AVG
1988-89	27-24	191-448	.426	0-5	.000	114-214	.533	316	11.7	19	35	69	496	18.4
1989-90	29-23	198-442	.448	0-2	.000	127-192	.661	306	10.6	27	16	60	523	29.6
<b>Career</b>	<b>56-47</b>	<b>389-890</b>	<b>.437</b>	<b>0-7</b>	<b>.000</b>	<b>241-406</b>	<b>.593</b>	<b>622</b>	<b>11.1</b>	<b>46</b>	<b>51</b>	<b>129</b>	<b>1019</b>	<b>18.1</b>

SCORING		G	PTS	AVG
1.	Karen Mason (1978-81)	111	1,760	15.9
2.	Cricket Williams (2001-04)	105	1,676	16.0
3.	Elinor Banks (1978-81)	110	1,666	15.4
<b>4.</b>	<b>Ta'Rea Cunnigan (2012-14)</b>	<b>90</b>	<b>1,495</b>	<b>16.6</b>
5.	Hulett Brooks (1990, 1992-94)	109	1,373	12.6
6.	Kari Steele (1994-97)	110	1,340	12.2
7.	Shelia Brown (1981-84)	100	1,230	12.3
8.	Natalie White (2006-09)	118	1,229	10.4
9.	Lamisha Augustine (2002-06)	120	1,226	10.2
10.	Rhoda Chew (1982-85)	105	1,188	11.3
11.	Natasha Johnson (1996-00)	109	1,172	10.8
12.	Tatiana Taylor (2001-04)	114	1,165	10.2
13.	Lora Alexander (1989-90)	56	1,019	18.2

FIELD GOALS MADE		G	ATT	MADE
1.	Karen Mason (1978-81)	111	1,686	735
2.	Elinor Banks (1978-81)	110	1,609	730
3.	Shelia Brown (1981-84)	100	1,450	563
4.	Hulett Brooks (1990, 1992-94)	109	1,383	554
5.	Cricket Williams (2001-04)	105	1,531	548
6.	Lamisha Augustine (2002-06)	120	1,312	490
7.	Rhoda Chew (1982-85)	105	995	484
<b>8.</b>	<b>Ta'Rea Cunnigan (2012-14)</b>	<b>90</b>	<b>1,253</b>	<b>483</b>
9.	Tatiana Taylor (2001-04)	114	925	455
10.	Kari Steele (1994-97)	110	1,190	441

FIELD GOAL ATTEMPTS		G	MADE	ATT
1.	Karen Mason (1978-81)	111	735	1,686
2.	Elinor Banks (1978-81)	110	730	1,609
3.	Cricket Williams (2001-04)	105	548	1,531
4.	Shelia Brown (1981-84)	100	558	1,450
5.	Hulett Brooks (1990, 1992-94)	109	554	1,383
6.	Lamisha Augustine (2002-06)	120	490	1,312
7.	Natalie White (2006-08)	118	437	1,273
<b>8.</b>	<b>Ta'Rea Cunnigan (2012-14)</b>	<b>90</b>	<b>483</b>	<b>1,253</b>
9.	Kari Steele (1994-97)	110	441	1,190
10.	Natasha Johnson (1996-00)	109	366	1,066

FIELD GOAL PERCENTAGE		G	FG-FGA	PCT
1.	Amber Jackson (2005-06)	57	396-640	.619
2.	Kylie Page (1996)	24	148-292	.507
3.	Winnia Gazaway (1979-82)	71	321-637	.504
4.	Tatiana Taylor (2001-04)	114	455-925	.492
5.	Dana Foster (1983-86)	103	342-702	.487
6.	Rhoda Chew (1982-85)	105	484-995	.486
7.	Brittany Powell (2007-08)	61	258-540	.478
8.	Denise Burtis (1980-81)	51	148-312	.474
9.	Roberta Lawson (1984-85)	50	201-429	.469
<b>10.</b>	<b>Jasmine Smith (2014)</b>	<b>30</b>	<b>126-269</b>	<b>.468</b>

3-POINT FIELD GOALS MADE		G	ATT	MADE
1.	Kari Steele (1994-97)	110	575	199
2.	Jessica Kellogg (2001-05)	119	525	168

Natasha Johnson (1996-00)	109	545	168
4. Natalie White (2006-08)	118	568	164
5. Cricket Williams (2001-04)	105	404	114
<b>6. Ta'Rea Cunnigan (2012-14)</b>	<b>90</b>	<b>337</b>	<b>104</b>
7. Atari Parker (2001-02)	57	365	101
8. Sara Plavjanin (2011-12)	57	279	96
<b>9. Rebecca Woodberry (2014)</b>	<b>29</b>	<b>251</b>	<b>90</b>
10. Kim Skaggs (1989-92)	103	238	80

3-POINT FIELD GOALS ATTEMPTED		G	MADE	ATT
1. Kari Steele (1994-97)	110	199	575	
2. Natalie White (2006-08)	118	164	568	
3. Natasha Johnson (1996-00)	109	168	545	
4. Jessica Kellogg (2001-05)	119	168	525	
5. Cricket Williams (2001-04)	105	114	404	
6. Atari Parker (2001-02)	57	101	365	
<b>7. Ta'Rea Cunnigan (2012-14)</b>	<b>90</b>	<b>104</b>	<b>337</b>	
8. Sara Plavjanin (2011-12)	57	96	297	
<b>9. Rebecca Woodberry (2014)</b>	<b>29</b>	<b>90</b>	<b>251</b>	
10. Kim Skaggs (1989-92)	103	80	238	
Sherry Yudt (1990-93)	105	76	238	

3-POINT PERCENTAGE		G	3FG-FGA	PCT
1. Gretchen Seeley (1993-94)	49	49-120	.408	
2. Emily Nichols (2008)	30	42-107	.393	
3. Christine Martin (2008)	31	26-68	.382	
4. Kylie Page (1996)	24	26-72	.361	
<b>5. Rebecca Woodberry (2014)</b>	<b>29</b>	<b>90-251</b>	<b>.359</b>	
6. Britta Hall (2014)	30	43-123	.352	
7. Megan Gluhan (1998-00)	68	70-202	.347	
8. Sara Plavjanin (2011-12)	57	96-279	.344	
9. Kari Steele (1994-97)	110	199-575	.343	
10. Kim Skaggs (1989-92)	103	80-238	.336	
Jodi Page (1989-90)	37	42-125	.336	

FREE THROWS MADE		G	ATT	MADE
1. Cricket Williams (2001-04)	105	732	466	
<b>2. Ta'Rea Cunnigan (2012-14)</b>	<b>90</b>	<b>576</b>	<b>425</b>	
3. Karen Mason (1978-81)	111	467	290	
4. Natasha Johnson (1996-00)	109	402	272	
5. Kari Steele (1994-97)	110	359	259	
6. Tatiana Taylor (2001-04)	114	394	255	
7. Hulett Brooks (1990, 1992-94)	109	344	245	
8. Lora Alexander (1989-90)	56	406	241	
9. Sayja Sumler (2008-11)	114	473	235	
10. Lamisha Augustine (2002-06)	120	325	231	

FREE THROWS ATTEMPTED		G	MADE	ATT
1. Cricket Williams (2001-04)	105	466	732	
<b>2. Ta'Rea Cunnigan (2012-14)</b>	<b>90</b>	<b>425</b>	<b>576</b>	
3. Sayja Sumler (2008-11)	114	235	473	
4. Karen Mason (1978-81)	111	290	467	
5. Lora Alexander (1989-90)	56	241	406	
6. Natasha Johnson (1996-00)	109	272	402	

7.	Tatiana Taylor (2001-04)	114	255	394
8.	Elinor Banks (1978-81)	110	206	379
9.	Rhoda Chew (1982-85)	105	220	366
10.	Kari Steele (1994-97)	110	259	359



*Natalie White (2006-09) was one of the most prolific shooters in San José State history. She ranks first in career free throw percentage (.820), fourth in free throws made (164) and eighth in total points (1,229).*

*In addition, White is seventh in field goal attempts (1,273), third in games played as a Spartan (118) and second in 3-point field goal attempts (568).*

FREE THROW PERCENTAGE	G	FT-FTA	PCT	
1.	Natalie White (2006-08)	188	191-233	.820
2.	Lindsay Harris (2004-05)	56	116-147	.789
3.	Atari Parker (2001-02)	57	166-212	.783
4.	Cindy Galarza (1981-82)	53	78-103	.757
5.	<b>Ta'Rea Cunnigan (2012-14)</b>	<b>90</b>	<b>425-576</b>	<b>.738</b>
6.	Pam Pember (1991-92)	52	216-296	.730
7.	Kari Steele (1994-97)	110	259-359	.721
8.	Brittany Johnson (2011-12)	58	209-291	.718
9.	Denise Burtis (1980-81)	51	43-60	.717
10.	Hulett Brooks (1990, 1992-94)	109	245-344	.712
11.	Kim Skaggs (1989-92)	103	125-176	.710
	Dana Jones (1988-91)	76	115-162	.710

REBOUNDING	G	REB	AVG	
1.	Elinor Banks (1978-81)	110	1,062	9.7
2.	Rhoda Chew (1982-85)	105	946	9.0
3.	Debbie Johnson (1979-80, 1982)	84	703	8.4
4.	Lamisha Augustine (2002-06)	120	700	5.8

5.	Tatiana Taylor (2001-04)	114	692	6.1
6.	Hulett Brooks (1990, 1992-94)	109	647	5.9
7.	Lora Alexander (1989-90)	56	622	11.1
8.	Winnia Gazaway (1979-80, 1982)	71	604	8.5
9.	<b>Riana Byrd (2013-14)</b>	<b>59</b>	<b>603</b>	<b>10.0</b>
10.	Karen Mason (1978-81)	111	562	5.1

ASSISTS	G	AST	AVG	
1.	Wanda Thompson (1978-81)	113	742	6.6
2.	Cricket Williams (2001-04)	105	644	6.1
3.	Dana Foster (1983-86)	103	589	5.7
4.	LaTasha Causey (1988-90, 1992)	94	337	3.6
5.	Sherry Yudt (1990-93)	105	336	3.2
6.	Kari Steele (1994-97)	110	333	3.0
7.	Robin Thompson (1981-84)	105	328	3.1
8.	Natasha Johnson (1996-00)	109	310	2.8
9.	Brittany Imaku (2006-08)	63	258	4.1
10.	Sayja Sumler (2008-11)	114	257	4.3

BLOCKED SHOTS	G	BS	AVG	
1.	Elinor Banks (1978-81)	110	156	1.4
2.	Rhoda Chew (1982-85)	105	148	1.4
3.	Lamisha Augustine (2002-06)	120	138	1.2
4.	<b>Riana Byrd (2013-14)</b>	<b>59</b>	<b>107</b>	<b>1.8</b>
5.	Debbie Johnson (1979-80, 1982)	84	82	1.0
6.	Winnia Gazaway (1979-82)	71	79	1.1
7.	Shemekia Brown (1992-95)	100	75	0.8
8.	Nica Gemo (2004-05)	58	62	1.1
	Pam Pember (1991-92)	52	62	1.2
10.	Myesha Broaden (2009-12)	84	57	0.7

STEALS	G	ST	AVG	
1.	Wanda Thompson (1978-81)	113	434	3.8
2.	Cricket Williams (2001-04)	105	311	2.9
3.	Dana Foster (1983-86)	103	266	2.6
4.	Kari Steele (1994-97)	110	226	2.1
5.	<b>Ta'Rea Cunnigan (2012-14)</b>	<b>90</b>	<b>204</b>	<b>2.3</b>
	Karen Mason (1978-81)	111	204	1.8
7.	Sayja Sumler (2008-11)	114	194	1.7
8.	LaTasha Causey (1988-90, 1992)	94	190	2.0
9.	Sherry Yudt (1990-93)	105	169	1.6
10.	Natalie St. Mary (1982-83)	53	165	3.1

GAMES PLAYED	G	
1.	Lamisha Augustine (2002-06)	120
2.	Jessica Kellogg (2001-05)	119
3.	Natalie White (2006-09)	118
4.	Sayja Sumler (2008-11)	114
	Tatiana Taylor (2001-04)	114
6.	Teoma Taylor (2001-04)	113
	Wanda Thompson (1978-81)	113
8.	Karen Mason (1978-81)	111
9.	Kari Steele (1994-97)	110
	Elinor Banks (1978-81)	110

SCORING		PTS	SEASON
1.	Brittany Johnson	****603	2011-12
2.	<b>Ta'Rea Cunnigan</b>	<b>**594</b>	<b>2012-13</b>
3.	Cricket Williams	***571	2002-03
4.	<b>Ta'Rea Cunnigan</b>	<b>553</b>	<b>2013-14</b>
5.	Natalie St. Mary	540	1982-83
6.	Lora Alexander	523	1989-90
7.	Karen Mason	517	1980-81
8.	Karen Mason	503	1979-80
9.	Lora Alexander	496	1988-89
10.	Elinor Banks	489	1979-80

FIELD GOALS MADE		MADE	SEASON
1.	Natalie St. Mary	****233	1982-83
2.	Brittany Johnson	217	2011-12
3.	Karen Mason	***212	1979-80
4.	Elinor Banks	211	1979-80
5.	Karen Mason	210	1980-81
6.	Amber Jackson	205	2004-05
7.	Lora Alexander	198	1989-90
8.	Elinor Banks	195	1980-81
9.	Shelia Brown	**193	1981-82
10.	Amber Jackson	191	2005-06
	Lora Alexander	191	1988-89

FIELD GOAL ATTEMPTS		ATT	SEASON
1.	Natalie St. Mary	****515	1982-83
2.	Brittany Johnson	502	2011-12
3.	Cricket Williams	***500	2002-03
4.	Karen Mason	495	1979-80
5.	<b>Ta'Rea Cunnigan</b>	<b>494</b>	<b>2013-14</b>
6.	Shelia Brown	**486	1981-82
7.	Karen Mason	478	1980-81
8.	Hulett Brooks	474	1993-94
9.	Lamisha Augustine	473	2004-05
10.	<b>Ta'Rea Cunnigan</b>	<b>469</b>	<b>2012-13</b>

FIELD GOAL PCT. (min. 5/game)		PCT	SEASON
1.	Amber Jackson	*.659	2004-05
2.	Amber Jackson	**571	2005-06
3.	Dana Foster	***.537	1984-85
4.	Wanda Thompson	.526	1978-79
5.	Winnia Gazaway	****.514	1981-82
6.	Rhoda Chew	.509	1982-83
7.	Rhoda Chew	.508	1984-85
8.	Kylie Page	.507	1995-96
9.	Teoma Taylor	.502	2003-04
10.	Tatiana Taylor	.500	2003-04

3-POINT FIELD GOALS MADE		MADE	SEASON
1.	<b>Rebecca Woodberry</b>	<b>***90</b>	<b>2013-14</b>
2.	Kari Steele	74	1996-97
3.	Jessica Kellogg	70	2002-03
4.	Jessica Kellogg	****65	2004-05

5.	Sara Plavljanin	61	2011-12
6.	Danada Smith	57	2000-01
7.	Natalie White	55	2007-08
8.	Atari Parker	51	2001-02
9.	Atari Parker	50	2000-01
10.	<b>Ta'Rea Cunnigan</b>	<b>49</b>	<b>2013-14</b>
	Sherry Yudt	49	1992-93

3-POINT ATTEMPTS		ATT	SEASON
1.	<b>Rebecca Woodberry</b>	<b>***251</b>	<b>2013-14</b>
2.	Jessica Kellogg	**212	2002-03
3.	Jessica Kellogg	****196	2004-05
4.	Atari Parker	195	2000-01
5.	Kari Steele	187	1996-97
6.	Danada Smith	178	2000-01
7.	Natalie White	170	2007-08
	Atari Parker	170	2001-02
9.	<b>Ta'Rea Cunnigan</b>	<b>167</b>	<b>2013-14</b>
10.	Sara Plavljanin	161	2011-12



*In two seasons Riana Byrd has already had the second (327 in 2013) and eighth (276 in 2014) most prolific rebounding seasons in San José State history and she ranks ninth on the program's career rebounds list.*

*In addition, Byrd's 64 blocked shots, as a freshman, are the most by a Spartan in a single season. She backed that up with 43 more last year. Byrd is just the fourth player in program history to surpass 100 blocks in a career and stands 49 from tying Elinor Banks (1978-81) for San José State career shots blocked record.*

3-POINT PERCENTAGE		PCT	SEASON
1.	Kim Skaggs	***.407	1991-92
2.	Kari Steele	.396	1996-97
3.	Emily Nichols	*.393	2007-08
4.	Megan Gluhan	** .385	1998-99
5.	Gretchen Seeley	****.384	1993-94
6.	Sara Plavljanin	.379	2011-12
7.	Crissy DiLuzio	.378	1999-00
8.	Sherry Yudt	.383	1992-93
9.	Cricket Williams	.371	2001-02
10.	Tricia Montgomery	.367	1992-93

FREE THROWS MADE		MADE	SEASON
1.	<b>Ta'Rea Cunnigan</b>	<b>**178</b>	<b>2012-13</b>
2.	Brittany Johnson	****158	2011-12
3.	Cricket Williams	***152	2002-03
4.	<b>Ta'Rea Cunnigan</b>	<b>138</b>	<b>2013-14</b>
5.	Cricket Williams	134	2001-02
6.	Lora Alexander	127	1989-90
7.	Cricket Williams	123	2003-04
8.	Lamisha Augustine	118	2005-06
9.	Lora Alexander	114	1988-89
10.	<b>Classye James</b>	<b>113</b>	<b>2013-14</b>
	Pam Pember	113	1991-92

FREE THROWS ATTEMPTED		ATT	SEASON
1.	Cricket Williams	***240	2002-03
2.	<b>Ta'Rea Cunnigan</b>	<b>**235</b>	<b>2012-13</b>
3.	Brittany Johnson	****224	2011-12
4.	Lora Alexander	214	1988-89
5.	Cricket Williams	205	2003-04
6.	Cricket Williams	197	2001-02
7.	Lora Alexander	192	1989-90
8.	<b>Ta'Rea Cunnigan</b>	<b>183</b>	<b>2013-14</b>
9.	Classye James	163	2013-14
10.	Lamisha Augustine	157	2005-06

FREE THROW PERCENTAGE		PCT	SEASON
1.	Cindy Galarza	** .827	1981-82
2.	Ashley Brown	****.821	2009-10
3.	Dana Jones	***.816	1989-90
4.	Myesha Broaden	.810	2010-11
5.	Natalie White	.807	2007-08
6.	Atari Parker	.802	2000-01
7.	Hulett Brooks	.793	1991-92
8.	Lindsay Harris	.782	2004-05
9.	Joi Turner	.788	1995-96
10.	Atari Parker	.758	2001-02
	Pam Pember	.758	1991-92

REBOUNDING		REB	SEASON
1.	Rhoda Chew	**329	1983-84
2.	<b>Riana Byrd</b>	<b>*327</b>	<b>2012-13</b>
3.	Lora Alexander	***316	1988-89

4.	Elinor Banks	310	1978-79
5.	Lora Alexander	****306	1989-90
6.	Natalie St. Mary	296	1982-83
7.	Roberta Lawson	279	1984-85
8.	<b>Riana Byrd</b>	<b>276</b>	<b>2013-14</b>
9.	Debbie Johnson	265	1978-79
10.	Amber Jackson	264	2005-06

ASSISTS		AST	SEASON
1.	Wanda Thompson	*211	1977-78
2.	Dana Foster	****196	1985-86
3.	Cricket Williams	***192	2002-03
	Wanda Thompson	**192	1978-79
5.	Erica McGlaston	185	2004-05
	Cricket Williams	185	2003-04
7.	Wanda Thompson	176	1980-81
8.	Wanda Thompson	163	1979-80
9.	Cricket Williams	159	2001-02
10.	Dana Foster	141	1984-85

BLOCKED SHOTS		BS	SEASON
1.	<b>Riana Byrd</b>	<b>*64</b>	<b>2012-13</b>
2.	Lamisha Augustine	****58	2005-06
3.	Elinor Banks	***55	1979-80
4.	Shaunna Ridge	53	2008-09
	Elinor Banks	**53	1978-79
6.	Rhoda Chew	51	1984-85
7.	Rhoda Chew	49	1982-83
8.	Elinor Banks	48	1980-81
9.	<b>Riana Byrd</b>	<b>43</b>	<b>2013-14</b>
10.	Nica Gemo	42	2004-05

STEALS		ST	SEASON
1.	Wanda Thompson	***136	1979-80
2.	Wanda Thompson	*108	1977-78
3.	Dana Foster	****106	1985-86
4.	Wanda Thompson	**97	1978-79
5.	<b>Ta'Rea Cunnigan</b>	<b>94</b>	<b>2012-13</b>
	Cricket Williams	94	2003-04
7.	Wanda Thompson	93	1980-81
8.	Cricket Williams	88	2001-02
9.	Dana Foster	87	1984-85
10.	Natalie St. Mary	85	1982-83

\* Freshman Record  
 \*\* Sophomore Record  
 \*\*\* Junior Record  
 \*\*\*\* Senior Record

**POINTS**

Game	41	Hulett Brooks, vs. Sacramento State, 12/10/93
Season	603	Brittany Johnson, 30 games, 2011-12
Season avg.	20.8	Natalie St. Mary (540 pts.), 26 games, 1982-83
Career	1,760	Karen Mason, 111 games, 1977-81
Career avg.	18.2	Lora Alexander (1,017 pts.), 56 games, 1988-90

**FIELD GOALS MADE**

Game	16	Natalie St. Mary (23 att.), vs. Cal Poly SLO, 11/20/82
Season	233	Natalie St. Mary (515 att.), 26 games, 1982-83
Career	730	Elinor Banks (1,609 att.), 110 games, 1977-81

**FIELD GOALS ATTEMPTED**

Game	33	Hulett Brooks (14 made), vs. Sacramento State, 12/10/93
Season	515	Natalie St. Mary (233 made), 26 games, 1982-83
Career	1,609	Elinor Banks (730 made), 110 games, 1977-81

**FIELD GOAL PERCENTAGE**

Game	.846	Tatiana Taylor (11-13), vs. Boise State, 1/22/04
Season	.659	Amber Jackson (205-311), 30 games, 2004-05
Career	.488	Winnia Gazaway (311-637), 71 games, 1977-81

**THREE-POINT FIELD GOALS MADE**

Game	8	Gretchen Seeley (14 att.), vs. Long Beach State, 2/13/94
Season	90	<b>Rebecca Woodberry (251 att.), 29 games, 2013-14</b>
Career	199	Kari Steele (575 att.), 110 games, 1994-97

**THREE-POINT FIELD GOALS ATTEMPTED**

Game	15	Natalie White (6 made) at Washington St., 12/16/07
Season	251	<b>Rebecca Woodberry (90 made), 29 games, 2013-14</b>
Career	575	Kari Steele (199 made), 110 games, 1994-97

**FREE THROWS MADE**

Game	15	Lindsay Harris (16 att.) vs. Rice, 3/11/2005
	15	Karen Mason (17 att.), vs. Cal Poly Pomona, 12/10/77
Season	178	<b>Ta'Rea Cunnigan (235 att.), 30 games, 2012-13</b>
Career	466	Cricket Williams (732 att.), 105 games, 2001-04

**FREE THROWS ATTEMPTED**

Game	18	Lora Alexander (11 made), vs. Long Beach State, 1/7/89
Season	240	Cricket Williams (152 made), 28 games, 2002-03
Career	732	Cricket Williams (466 made), 105 games, 2001-04

**REBOUNDS**

Game	21	Rhoda Chew, vs. Santa Clara, 2/21/84
	21	Rhoda Chew, vs. Pacific, 12/8/84
Season	329	Rhoda Chew, 26 games, 1983-84
Season avg.	12.7	Rhoda Chew (329), 26 games, 1983-84
Career	1,062	Elinor Banks, 110 games, 1977-81
Career avg.	11.1	Lora Alexander (622), 56 games, 1988-90

**ASSISTS**

Game	16	Cricket Williams, vs. Tulsa, 3/2/03
	16	Liz Keough, vs. Stanislaus State, 1976-77
Season	211	Wanda Thompson, 27 games, 1977-78
Season avg.	7.8	Wanda Thompson (211), 27 games, 1977-78
Career	742	Wanda Thompson, 113 games, 1977-78
Career avg.	6.6	Wanda Thompson (742), 113 games, 1977-78

**STEALS**

Game	12	Natalie St. Mary, vs. Cal Poly SLO, 11/20/82
Season	136	Wanda Thompson, 31 games, 1979-80
Season avg.	4.4	Wanda Thompson (136), 31 games, 1979-80
Career	434	Wanda Thompson, 113 games, 1977-81
Career avg.	3.8	Wanda Thompson (434), 113 games, 1977-81

**BLOCKED SHOTS**

Game	7	Nica Gemo, vs. Boise State, 1/20/2005
	7	Rhoda Chew, vs. Washington State, 1/20/83
Season	64	Riana Byrd, 30 games, 2012-13
Season avg.	2.1	Riana Byrd (64), 30 games, 2012-13
Career	156	Elinor Banks, 110 games, 1977-81
Career avg.	1.9	Elinor Banks (156), 110 games, 1977-81



*Gretchen Seeley (1993-94) holds the San José State single-game record for made 3-pointers.*

*Seeley sank eight threes in a game against Long Beach State on February 13, 1994.*

*Her .384 3-point shooting percentage in the 2013-14 season ranks fifth on the Spartans' single-season list and it is the record for a senior.*

**POINTS**

Game	103	vs. San Francisco State, 12/5/80 vs. Utah State, 1/12/13
Season	2,308	2013-14, 30 games
Season average	78.9	1978-79, 28 games, 2,208 points
Largest winning margin	65	vs. Cal Poly SLO (1/6/79), 96-31
Largest losing margin	80	vs. Long Beach St. (2/14/87), 149-69

**FEWEST POINTS**

Half	7	vs. Rice, 2/17/00
Game	26	vs. Utah, 2/18/99
Season	1,294	1998-99, 27 games
Season Average	47.7	2010-11, 29 games
Conference Season	632	1998-99, 14 games

**FIELD GOALS MADE**

Game	44	vs. Arizona, 1/4/79
Season	972	1979-80, 31 games

**FIELD GOALS ATTEMPTED**

Game	109	vs. Santa Clara, 2/22/78
Season	2,230	1979-80, 31 games

**THREE-POINT FIELD GOALS MADE**

Game	14	vs. Georgia State, 12/18/13
Season	245	2013-14, 30 games

**THREE-POINT FIELD GOALS ATTEMPTED**

Game	42	at San Diego State, 1/22/14
Season	793	2013-14, 30 games

**FREE THROWS MADE**

Game	33	vs. NAU, 12/1/11 vs. Utah State, 1/12/13
Season	493	2013-14, 30 games

**FREE THROWS ATTEMPTED**

Game	47	vs. San Francisco State, 12/5/80
Season	726	2013-14, 30 games

**FREE THROW PERCENTAGE**

Game	.929	vs. Santa Clara, 12/11/91
Season	.718	2012-13, 30 games

**REBOUNDS**

Game	87	vs. Fresno State, 2/2/79
Season	1,578	1978-79, 28 games
Season average	56.4	1978-78, 28 games

**ASSISTS**

Game	30	vs. USF, 2/17/78
Season	466	1977-78, 27 games
Season average	21.0	1977-78, 27 games

**STEALS**

Game	35	vs. Washington State, 2/8/80
Season	525	1979-80, 31 games
Season average	16.9	1979-80, 31 games

**BLOCKED SHOTS**

Game	19	vs. USF, 2/10/79
Season	198	1978-79, 28 games
Season average	7.1	1978-79, 28 games



*With 2,308 points, the 2013-14 San José State Spartans were the highest scoring team in the program's 40 years of existence.*

*The squad also set single-season team records for 3-point attempts (793), 3-pointers made (245), free throw attempts (726) as well as free throws made (493).*

**POINTS**

San José State Player 38, Danada Smith, vs. Long Island, 12/30/00  
 Opponent Player 40, Diamond Ford, Texas State, 12/29/12  
 San José State 103, vs. Utah State, 1/12/13  
 Opponent 110, Long Beach State, 1/28/91

**FIELD GOALS MADE**

San José State Player 15, Amber Jackson, vs. Nevada, 12/30/04  
 Opponent Player 18, Penny Moore, Long Beach State, 2/24/90  
 San José State 35, vs. Loyola-Chicago, 12/19/02  
 35, vs. Cal State Northridge, 12/28/94  
 Opponent 45, Long Beach State, 1/28/91

**FIELD GOALS ATTEMPTED**

San José State Player 29, Danada Smith, vs. Long Island, 12/30/00  
 Opponent Player 30, Anita Maxwell, New Mexico State, 2/17/95  
 San José State 89, vs. San Francisco, 11/13/11  
 Opponent 87, Utah State, 1/12/13

**3-POINT FIELD GOALS MADE**

San José State Player **7, Rebecca Woodberry vs. Georgia St., 12/18/13**  
 7, Danada Smith, vs. Long Island, 12/30/00  
 7, Kari Steele, vs. Air Force, 2/15/97  
 Opponent Player 8, Jill Sutton, TCU, 1/8/98  
 San José State 14, vs. Georgia State, 12/18/13  
 Opponent 15, Boise State, 1/25/14  
 15, Southern Utah, 12/8/12

**3-POINT FIELD GOALS ATTEMPTED**

San José State Player 15, Jessica Kellogg, vs. Tulsa, 3/2/03  
 Opponent Player 14, Nadia Begay, Boise State, 2/22/07  
 14, Lindsey Logan, Fresno State, 2/11/01  
 14, Autumn Hollyfield, Cal State Fullerton, 2/5/94  
 San José State 38, vs. San Diego State, 2/26/14  
 Opponent 43, Fresno State, 2/25/12

**FREE THROWS MADE**

San José State Player 13, Megan Gluhan, vs. Cal Poly, 11/13/98  
**13, Ta'Rea Cunnigan, vs. Texas State, 12/29/12**  
 Opponent Player 16, Ashley Brown, Utah State, 2/2/12  
 San José State 33, vs. Northern Arizona, 12/1/11  
 33, vs. Utah State, 1/12/13  
 Opponent 28, vs. UTEP, 1/2/01

**FREE THROWS ATTEMPTED**

San José State Player 16, Cricket Williams, vs. Rice, 2/27/03  
 Opponent Player 26, Ashley Brown, Utah State, 2/2/12  
 San José State 46, vs. Nevada, 3/6/04  
 Opponent 42, UC Santa Barbara, 2/11/93

**REBOUNDS**


San José State Player 19, Teoma Taylor, vs. Boise State, 1/2/03,  
**19, Riana Byrd vs. Cal State Northridge, 12/1/12**  
 Opponent Player 17, Omelogo Udeze, Fresno State, 2/11/01

San José State  
 Opponent

17, Ashley Ezeh, Texas State, 12/29/12  
 64, vs. Portland State, 12/28/90  
 63, Gonzaga, 11/21/99  
 63, Northwestern State (La.), 12/20/93

**ASSISTS**

San José State Player 16, Cricket Williams, vs. Tulsa, 3/2/03  
 Opponent Player 14, Tine Freil, Pacific, 3/1/93  
 San José State 24, vs. Utah State, 1/12/13  
 24, vs. Nevada, 12/30/04  
 24, vs. Drake, 12/28/91  
 Opponent 30, San Diego State, 1/20/90



*Kari Steele (1994-97) held the San José State single-season record for 3-point field goals with made for 17 years, from 1997 to 2013, after sinking 74 in 1996-97.*

*Steele owns the Spartans career record with 199 3-pointers and is tied with Danada Smith and Rebecca Woodberry for The Event Center single-game record of seven threes in a game.*

*Her 1,340 points ranks sixth on the San José State career scoring list.*

**BLOCKED SHOTS**

San José State Player 7, Nica Gemo, vs. Boise State, 1/20/05  
 Opponent Player 6, Brina Chaney, Oregon State, 12/4/02  
 6, Pauline Jordan, UNLV, 2/22/90  
 San José State 10, vs. Boise State, 1/20/05  
 Opponent 10, UNLV, 2/22/90

**STEALS**

San José State Player **8, Riana Byrd, vs. UTSA, 12/31/12**  
 8, Alisha Hicks, vs. Pacific, 11/20/07  
 8, Alisha Hicks, vs. Utah State, 2/3/07  
 8, Juliana Smith, vs. Gonzaga, 11/21/99  
 Opponent Player 8, Kimberly Hill, Northwestern State (La.), 12/20/91  
 8, Lisa Crosskey, UC Santa Barbara, 1/12/91  
 8, Suzanne McNally, SMU, 12/29/91  
 San José State 23, vs. Northern Arizona, 12/1/11  
 Opponent 23, New Mexico State, 1/4/91



**POINTS**

- 41 Hulett Brooks, vs. Sacramento State (12/10/93)
- 38 Danada Smith, vs. Long Island (12/30/00)
- 36 Natalie St. Mary, vs. Cal Poly SLO (11/20/82)  
Lora Alexander, vs. Santa Clara (12/20/88)  
**Emily Schill, vs. Utah State (1/12/13)\*\* Freshman Record**
- 35 Karen Mason, vs. Cal State Fullerton (12/6/80)  
Hulett Brooks, vs. UNLV (2/17/94)  
Kari Steele, vs. Air Force (2/15/97)  
Lamisha Augustine, vs. Colorado State (12/10/05)
- 34 Tatiana Taylor, vs. Nevada (3/6/04)  
Chasity Shavers, vs. Boise State (2/20/10)
- 33 Kylie Page, vs. Montana State (12/30/95)  
Lora Alexander, vs. Long Beach State (2/24/90)
- 32 Johnnie Thomas, vs. UC Santa Barbara (1/10/87)  
Hulett Brooks, vs. Loyola Marymount (12/29/93)  
Cricket Williams, vs. SMU (1/11/03)  
Jessica Kellogg, vs. Tulsa (3/2/03)  
Amber Jackson, vs. Nevada (12/30/04)  
Chasity Shavers, vs. California (12/9/09)  
Brittany Johnson, at Nevada (1/28/12)
- 31 Lora Alexander, vs. Long Beach State (1/7/89)  
Hulett Brooks, vs. Cal State Northridge (12/30/93)  
Brittany Johnson, vs. Idaho (3/7/12)
- 30 Karen Mason, vs. Stanford (2/24/79)  
Winnia Gazaway, vs. Pacific (1/16/82)  
Rhoda Chew, vs. Idaho State (12/27/84)  
Rhoda Chew, vs. California (3/1/85)  
Lora Alexander, vs. UNLV (2/22/90)  
Courtney Wittstruck, vs. Nevada (12/29/97)  
Sasha Spalding, vs. TCU (1/8/98)  
Atari Parker, vs. Hawaii (1/21/01)  
Cricket Williams, vs. UTEP (3/6/03)  
**Ta'Rea Cunnigan, vs. Texas State (12/29/12)**  
**Ta'Rea Cunnigan, vs. UT Arlington (1/26/13)**
- 29 Atari Parker, vs. Santa Clara (11/29/00)  
Kylie Page, vs. Idaho (12/9/95)  
Kari Steele, vs. Cal State Fullerton (1/15/95)  
Natalie St. Mary, vs. California (2/26/83)  
Cricket Williams, vs. Fresno State (1/25/03)  
Brittany Johnson, at Hawai'i (2/11/12)  
**Ta'Rea Cunnigan, at Santa Clara (11/12/13)**  
**Rebecca Woodberry, vs. San Francisco (11/20/13)**
- 28 Lee Bernardino, vs. San Diego State (12/3/77)  
Karen Mason, vs. California (1/31/79)  
Karen Mason, vs. USC (3/9/79)  
Karen Mason, vs. San Francisco (2/21/80)  
Natalie St. Mary, vs. Pacific (2/10/83)  
Shelia Brown, vs. California (3/2/84)  
Pam Pember, vs. UC Irvine (2/1/92)  
Kim Skaggs, vs. UC Santa Barbara (2/13/92)  
Pam Pember, vs. UC Irvine (2/27/92)  
Pam Pember, vs. Cal State Fullerton (2/29/92)  
Cricket Williams, vs. Southern Utah (12/21/02)

- Cricket Williams, vs. Nevada (2/22/03)
- Lamisha Augustine, vs. Boise State (2/1/06)
- Sara Plavljanin, vs. New Mexico State (1/8/11)
- Sara Plavljanin, at Santa Clara (12/17/11)
- Brittany Johnson, at Southern Utah (1/3/12)
- Ta'Rea Cunnigan, at Evansville (11/17/12)**
- Ta'Rea Cunnigan, vs. Denver (1/17/13)**
- Ta'Rea Cunnigan, vs. San Francisco (11/20/13)**
- Ta'Rea Cunnigan, vs. Air Force (1/15/14)**

**REBOUNDS**

- 21 Rhoda Chew, vs. Santa Clara (2/21/84)  
Rhoda Chew, vs. Pacific (12/8/84)
- 20 Elinor Banks, vs. Fresno State (2/2/79)  
Rhoda Chew, vs. San Francisco (1/14/84)  
Taja Winston, vs. California (2/7/86)  
Lora Alexander, vs. UC Santa Barbara (2/23/89)  
**Riana Byrd, vs. Colorado State (3/4/14)**
- 19 Jan Peterson, vs. unknown opponent (1976-77)  
Sally Halvorson, vs. unknown opponent (1976-77)  
Elinor Banks, vs Long Beach State (2/25/78)  
Elinor Banks, vs. Chico State (12/29/79)  
Robertta Lawson, vs. UC Santa Barbara (11/15/84)  
Lora Alexander, vs. Santa Clara (12/20/88)  
Lora Alexander, vs. Central Michigan (12/29/88)  
Lora Alexander, vs. Pacific (2/29/90)  
Teoma Taylor, vs. Boise State (1/2/03)  
Riana Byrd, vs. Cal State Northridge (12/1/12)
- 18 Elinor Banks, vs. Hayward State (12/21/78)  
Elinor Banks, vs. Cal Poly SLO (1/6/79)  
Rhoda Chew, vs. Houston, (12/21/82)  
Natalie St. Mary, vs. Oregon State (2/5/83)  
Natalie St. Mary, vs. Fresno State (2/12/83)  
Rhoda Chew, vs. Santa Clara (1/18/84)  
Taja Winston, vs. Montana (1/1/86)  
Pam Pember, vs. UC Santa Barbara (1/12/91)  
Shemekia Brown, vs. Idaho (11/26/94)  
Sasha Spalding, vs. TCU (1/8/98)  
**Emily Schill, vs. Utah State (1/12/13)**  
**Riana Byrd, vs. UMKC (12/21/13)**

**20/20 CLUB**


- 27 points, 20 rebounds Lora Alexander, vs. UC Santa Barbara (2/23/89)

Coaching Staff

The Spartans

2013-14 Review

Record Book



*Elinor Banks (1978-81) is the first Spartan women's basketball player to earn All-America honors.*

*A two-time first team and two-time second team NorCal performer in her four years (1978-81) at San José State.*

*Banks holds the Spartans' career record for rebounds (1,062) and blocked shots (156) and ranks second in field goals made (730) and field goals attempted (1,609).*

*Her 1,699 points are the third most ever scored in a career and on November 5, 1999 she became the first women's basketball player inducted into the San José State Sports Hall of Fame.*

All-Americans

<u>Elinor Banks</u>	1978, '79
<u>Karen Mason</u>	1980, '81

Capital One Academic All-District VIII

<u>Ta'Rea Cunnigan</u>	2013
------------------------	------

Arthur Ashe, Jr. Sports Scholar

<u>Ta'Rea Cunnigan</u>	2013
------------------------	------

**Mountain West Conference  
2014**

All-MW

Honorable Mention

<u>Ta'Rea Cunnigan</u>	2014
------------------------	------

All-Freshman Team

<u>Jasmine Smith</u>	2014
----------------------	------

Preseason All-MW

<u>Ta'Rea Cunnigan</u>	2014
------------------------	------

Player of the Week

<u>Ta'Rea Cunnigan</u>	11/11/13
------------------------	----------

**Western Athletic Conference  
(1997-2013)**

All-WAC

First Team

<u>Lamisha Augustine</u>	2005, '06
<u>Ta'Rea Cunnigan</u>	2013
<u>Amber Jackson</u>	2006
<u>Brittany Johnson</u>	2012
<u>Cricket Williams</u>	2002, '03

Second Team

<u>Amber Jackson</u>	2005
<u>Cricket Williams</u>	2005

Third Team

<u>Riana Byrd</u>	2013
-------------------	------

All-Defensive Team

<u>Riana Byrd</u>	2013
<u>Cricket Williams</u>	2002

All-Freshman Team

<u>Riana Byrd</u>	2013
<u>Ta'Rea Cunnigan</u>	2012
<u>Amber Jackson</u>	2005
<u>Brittany Powell</u>	2007

Coach of the Year

<u>Tim La Kose</u>	2012
<u>Janice Richard</u>	2002

Preseason All-WAC

<u>Ta'Rea Cunnigan</u>	2013
------------------------	------

Players of the Week

<u>Elea A'Giza</u>	Dec. 31, 2001
<u>Lamisha Augustine,</u>	Jan. 31, 2005, Dec. 12, 2005
<u>Riana Byrd</u>	Dec. 2, 2012, Mar. 4, 2013
<u>Ta'Rea Cunnigan</u>	Nov. 19, 2012
<u>Amber Jackson</u>	Dec. 13, 2004, Jan. 23, 2006
<u>Brittany Johnson</u>	Dec. 5, 2011, Jan. 16, 2012, Feb. 27, 2012
<u>Erica McGlaston</u>	Feb. 28, 2005
<u>Atari Parker</u>	Jan. 22, 2001, Feb. 12, 2001
<u>Sara Plavljanin</u>	Jan. 9, 2012

Chasity Shavers	Dec. 7, 2009
Emily Schill	Jan. 13, 2013
Danada Smith	Jan. 2, 2001
Kari Steele	Feb. 17, 1997
Tatiana Taylor	Mar. 8, 2004
Joi Turner	Dec. 30, 1996
Cricket Williams	Feb. 18, 2003, Mar. 3, 2003, Dec. 29, 2003

**Big West Conference  
(1989-1996)**

<u>All-Big West First Team</u>	
Hulett Brooks	1994

<u>Second Team</u>	
Lora Alexander	1989
Hulett Brooks	1993

<u>Honorable Mention</u>	
Lora Alexander	1990
Kylie Page	1996
Kari Steele	1994, '95
Johnnie Thomas	1987

<u>All-Freshman Team</u>	
Hulett Brooks	1990
LaTasha Causey	1988
Kylie Page	1996
Kim Skaggs	1989
Kari Steele	1994

<u>Freshman of the Year</u>	
Kylie Page	1996

<u>Big West Players of the Week</u>	
Kylie Page	Dec. 12, 1995, Jan. 2, 1996
Hulett Brooks	Jan., 1994, Mar. 1, 1994

**All-NorPac Conference  
(1983-86)**

<u>First Team</u>	
Natalie St. Mary	1983

<u>Second Team</u>	
Rhoda Chew	1984
Dana Foster	1988, '86

<u>All-Freshman Team</u>	
Japora Smith	1985

**NorCal Conference  
(1977-1982)**

<u>All-NorCal First Team</u>	
1979	Elinor Banks 1978, '79
1979	Karen Mason 1979, '80, '81
1980	Wanda Thompson 1980

<u>Second Team</u>	
Shelia Brown	1982
Elinor Banks	1980, '81
Debbie Johnson	1978, '79
Wanda Thompson	1978, '79, '81

<u>Coach of the Year</u>	
Sharon Chatman	1977, '78



*Cricket Williams (2001-04) finished her Spartan career as the program's second-leading scorer, with 1,676 points.*

*In the 2002-03 season, she set The Event Center records for free throws made in a game (16, vs. Rice) and assists (16, vs. Tulsa). In that same season, she set the then record for points (571), made free throws (152) and still holds the record for free throw attempts (240) in a season and for a career (732).*

*Williams was a two-time first-team All-WAC selection and earned WAC All-Defensive Team honors in 2002.*

**A**

Elea A'Giza	2001, '02
Lora Alexander	1989, '90
Ashley Alipate	2006
Terry Anderson	1975
Monet Andrews	2002
Palagi Atoe	2010, '12
Diane Augmon	1983
Lamisha Augustine	2002, '03, '04, '05, '06

**B**

<b>Paris Baird</b>	<b>2014</b>
Elinor Banks	1978, '79, '80, '81
Myosha Barnes	2006, '07, '08
Kathleen Barrett	1996, '97, '98, '99
Jeanette Bean	1983
Marianne Belgen	1982
Lee Bernardino	1978, '79
Jennifer Biondi	1985
Kelly Blair	2009
Sherri Boone	1986
Jessica Borello	2001
Lindy Boretti	1977
Vicki Boyd	1975
Britney Bradley	2011
Chantelle Brazzel	1999, '00
Mary Brennan	1985, '86
Sheila Brewer	1992
Myesha Broaden	2009, '10, '11, '12
Hulett Brooks	1990, '92, '93, '94
Ashley Brown	2009, '10
Marilyn Brown	1991
Shelia Brown	1981, '82, '83, '84
Shemekia Brown	1992, '93, '94, '95
Daphne Brownson	1992, '93, '94, '95
Shana Buchanan	2001
Jackie Burress	1983
Denise Burtis	1980, '81
<b>Riana Byrd</b>	<b>2013, '14</b>

**C**

Christina Calcagno	2009
Danna Campbell	1997, '98
Sarah Cantway	1996
Suzanne Carlos	1975
La Tasha Causey	1988, '89, '90, '92
Chrissy Chang	1994
Rhoda Chew	1982, '83, '84, '85
Stephanie Childs	1991, '92
Donna Clark	1984
Monique Coble	2009, '11
<b>Ta' Rea Cunnigan</b>	<b>2012, '13, '14</b>

**D**

Celina Dagnino	1998, '99, '00
Dafina Dailey	1999
Tamiko Davis	2007, '08
Adia Dawson	1995, '96, '98
Susan Day	1978, '79, '80
Jamiyla DeBoise	2013
Gail Dennis	1995, '96
Phyllis DiGeronimo	1988, '89
Crissy DiLuzio	2000
Sandra Dorsey	1975
Patty Duke	1987
Cindy Durio	1976

**E**

Connie Ebanez	1978
Aumornai Edinburgh	2008, '09
Wendy Elvord	1982

**F**

Brenda Farley	1985
Breana Fields	2006
Rachel Finnegan	2010, '12
Kayla Forster	2003, '04
Dana Foster	1983, '84, '85, '86
Toni Foster	1977
Lisa Fraser	1979

**G**

April Gafford	1986, '87
Cindy Galarza	1981, '82
Winnia Gazaway	1979, '80, '81, '82
Nica Gemo	2004, '05
Rochell Gentry	1975
Kristine Germone	1988
Megan Gluhan	1998, '99, '00
Chris Gonzales	1976
Michelle Gossman	1995
Roxane Grayson	1980, '81

**H**

Amber Hall	2006, '07
Britta Hall	2014
Jaime Hall	2006, '07
Marnesha Hall	2010, '11
Sally Halvorson	1977, '78, '79
Jana Ham	1976
Dominique Hamilton	2009, '10, '11
Shatiqua Hampton	1996
Michelle Hanson	1997, '98
Rhonda Hanson	1978
Lindsay Harris	2004, '05
Lois Harris	1999, '00
Tiffany Hearn	2003

Melissa Henderson	2003
Wanda Henderson	1975
Joanne Hernandez	1982, '83
Alisha Hicks	2006, '07, '08
Alexis Hill	2013
Janie Hillyer	1975, '76, '77, '78
Judy Hillyer	1975, '76
Lori Hoffman	1977
Lori Hogen	1975, '76
Lori Holder	1984
Cheryl Hooper	1984
Rebecca Hunt	1995, '96
LaTrese Hunter	1989, '90

**I**

Diseph Igoni	2001
Lisa Imahara	1987
Brittany Imaku	2006, '08
Kim Inman	1985, '86
Erin Irving	1996, '97, '98
LaDonna Irving	1992, '93, '94, '95

**J**

Amber Jackson	2005, '06
Lynette Jacobs	2007
Classye James	2013, '14
Brittany Johnson	2011, '12
Cathy Johnson	1977
Debbie Johnson	1978, '79, '80, '82
Kendra Johnson	1987
Liz Johnson	2010, '11
Natasha Johnson	1996, '97, '98, '99, '00
Rachel Johnson	1999
Teddi Johnson	1986, '87, '88, '89
Bridgette Jones	1986
Dana Jones	1988, '98, '90, '91
Myiesha Jones	2001

**K**

Jessica Kellogg	2001, '02, '03, '04, '05
Barbara Kelly	1976, '77
Monica Kerns	1991
Liz Keough	1977
Jan Khamashta	1978
Bernadette Knight	1993, '94
Elaina Knight	1996

**L**

Roberta Lawson	1984, '85
Elana Layton	1978
Mary Beth Ledesma	1984, '85, '87, '88
Cathy Lee	1977
Lisa Little	1993
Patti Lindh	1976

<b>M</b>			
Tenecia Macon	2003	Robin Poppoff	1975
Debbie Malchow	1975	Brittany Powell	2007, '08
Christine Martin	2008	Nikki Prescott	2002, '03
Karen Mason	1978, '79, '80, '81	Mandy Purnell	1978
Jane Masunagu	1975, '76	<b>R</b>	
Patti McBride	1975, '76	Peggy Rambeau	1988
Dominica McCord	1993, '94, '95	Diana Ramirez	1976
Renee McFarland	1997	Regina Ramirez	1980
Aisha McGee	1999	Maya Rawls	1993, '94, '95
Ranice McGee	1977	Autumn Reede	1999
Erica McGlaston	2004, '05	Gayle Rennek	1976
Cindy McGovern	1977	Theresa Ribera	1975
Tiffany McKneely	2004	Shaunna Ridge	2009
Pam McNelis	1988	Heather Ridnour	1998
Heather McPherson	1990	Kerry Rosenberg	1975
Julie Meeks	1975	<b>S</b>	
Patty Meiner	1988, '89, '90	Sandi Satre	1979, '80, '81
Kim Miller	1996, '97	Sonya Satre	1978
Danielle Mirante	1994, '95	Rozlan Saunders	1980
Noelle Mitchell	1975, '76	Katie Schneider	2001, '02
Angela Modin	1998, '99	Carol Scott	1975
Tricia Montgomery	1992, '93	Gretchen Seeley	1993, '94
Chris Mooring	1977	Lindsay Shank	1975
Brittany Morris	2004, '05, '06	Chasity Shavers	2009
Sabrina Murphy	2005, '06	Kim Sheehy	2003
<b>N</b>		<b>Emily Schill</b>	<b>2013, '14</b>
AJ Newton	2011	Christina Shoaf	2006
Emily Nichols	2008	Maria Silverio	1991
Linda Nichols	1976	Kim Skaggs	1989, '90, '91, '92
Kimberly Noble	2005	Renee Simmons	1978
<b>O</b>		LaTanya Simmons	1983, '84
Raylene Ochoa	1976, '77, '78, '79	Amy Smith	1994
Gayle Olsen	1985	Ayana Smith	1995, '96, '98, '99
Ciara Omar	1999	Chaunita Smith	2002, '03
Madeline Orr	1976	Danada Smith	2001
<b>P</b>		Japora Smith	1985
Jodi Page	1989, '90	<b>Jasmine Smith</b>	<b>2014</b>
Kylie Page	1996	Juliana Smith	2000
Lori Palmquist	1975	Karen Smith	1989, '90, '91, '92
Atari Parker	2001, '02	LaVerne Smith	1984
Tina Parrott	1987	MiaTonya Smith	2001, '02
Mary Pasek	1975	Chris Snyder	1989, '91
Sandy Pearsall	1977	Leoni Solia	2011
Joanne Peixoto	1975, '76	Jan Spalding	1976, '77, '78
Pam Pember	1991, '92	Sasha Spalding	1996, '97, '98, '99, '00
Monica Pepple	1977	Natalie St. Mary	1982, '83
Liliana Perez	1988	Vickie Stanbridge	1975
Jan Peterson	1977	Kari Steele	1994, '95, '96, '97
Sheryl Peterson	1975	Joyce Stewart	1986, '87, '88
Sara Plavljanić	2011, '12	Shari Stoullil	1984
		Dana Stout	1975
		Bernadette Sufflé	2000
		Sayja Sumler	2008, '09, '10, '11
		Teri (Palmer) Swarbrick	1977, '80
<b>T</b>		<b>U</b>	
Jayzyl Taula	2013, '14	Anetero Uiagalelei	2005, '06
Tatiana Taylor	2001, '02, '03, '04	<b>V</b>	
Teoma Taylor	2001, '02, '03, '04	Angela Vadnais	1986
<b>Chereese Thomas</b>	<b>2013, '14</b>	Chela Vasquez	1976
Johnnie Thomas	1987, '88	<b>W</b>	
Robin Thompson	1981, '82, '83, '84	Karen Ward	1981, '82
Wanda Thompson	1978, '79, '80, '81	Sue Webb	1977
Tamara Tigue	1987, '89, '90	<b>Rachol West</b>	<b>2014</b>
Pam Trombatore	1976	Tiffany Wells	2003
Chenne Tuimoloau	2004	Natalie White	2006, '07, '08, '09
Cathy Turner	1979	Cricket Williams	2001, '02, '03, '04
Joi Turner	1994, '95, '96, '97	Elisha Williams	1997, '98
Sharon Turner	1982, '83, '84, '86	Francine Williams	1993
<b>U</b>		Kalia Williams	2006, '07
<b>V</b>		Marissa Williams	2011, '12
<b>W</b>		Taja Winston	1985, '86
Karen Ward	1981, '82	Courtney Wittstruck	1998
Sue Webb	1977	<b>Rebecca Woodberry</b>	<b>2014</b>
<b>Rachol West</b>	<b>2014</b>	Nanea Woods	2011
Tiffany Wells	2003	Shannon Wooten	1994
Natalie White	2006, '07, '08, '09	Megan Wrinkle	1991
Cricket Williams	2001, '02, '03, '04	<b>Y</b>	
Elisha Williams	1997, '98	Debbie Yanaguhara	1975, '76
Francine Williams	1993	Sherry Yudt	1990, '91, '92, '93
Kalia Williams	2006, '07	<b>Z</b>	
Marissa Williams	2011, '12	Yvonne Zandi	1996, '97
Taja Winston	1985, '86	<b>BOLD</b> indicates members of the 2014-15 roster.	
Courtney Wittstruck	1998		
<b>Rebecca Woodberry</b>	<b>2014</b>		
Nanea Woods	2011		
Shannon Wooten	1994		
Megan Wrinkle	1991		
<b>Y</b>			
Debbie Yanaguhara	1975, '76		
Sherry Yudt	1990, '91, '92, '93		
<b>Z</b>			
Yvonne Zandi	1996, '97		

YEAR	W/L	PCT.	CONF./FINISH	PCT	HEAD COACH
1974-75	3-5	.375			Carolyn Lewis
1975-76	5-10	.333			Carolyn Lewis
1976-77	10-10	.500	4-7/4th	.364	Sharon Chatman
1977-78	17-10	.630	12-0/1st	1.000	Sharon Chatman
1978-79	24-4	.857	12-0/1st	1.000	Sharon Chatman
1979-80	22-9	.710	9-3/2nd	.750	Sharon Chatman
1980-81	14-13	.519	8-4/2nd	.667	Sharon Chatman
1981-82	15-12	.556	7-5/3rd	.583	Sharon Chatman
1982-83	17-9	.624	8-6/5th	.571	Sharon Chatman
1983-84	9-17	.346	5-9/6th	.357	Sharon Chatman
1984-85	9-17	.346	3-9/7th	.250	Sharon Chatman
1985-86	6-20	.231	1-11/7th	.083	Sharon Chatman
1986-87	3-23	.115	1-17/9th	.056	Tina Krah
1987-88	1-26	.037	0-18/10th	.000	Tina Krah
1988-89	4-23	.148	1-17/10th	.056	Tina Krah
1989-90	5-24	.172	2-16/9th	.111	Tina Krah
1990-91	2-25	.074	0-18/10th	.000	Tina Krah
1991-92	2-25	.074	1-17/10th	.056	Tina Krah
1992-93	5-21	.192	4-14/T8th	.222	Karen Smith
1993-94	14-13	.519	9-9/T6th	.500	Karen Smith
1994-95	4-24	.142	2-16/10th	.111	Karen Smith
1995-96	8-19	.308	3-15/T9th	.167	Karen Smith
1996-97	10-18	.357	5-11/6th	.313	Karen Smith
1997-98	6-21	.222	2-12/8th	.143	Karen Smith
1998-99	2-25	.074	0-14/8th	.000	Karen Smith
1999-00	3-24	.111	1-13/8th	.071	Janice Richard
2000-01	13-16	.448	4-12/9th	.250	Janice Richard
2001-02	17-11	.607	12-6/4th	.750	Janice Richard
2002-03	13-15	.464	9-9/6th	.500	Janice Richard
2003-04	16-13	.552	7-11/T6th	.389	Janice Richard
2004-05	18-12	.600	10-8/T4th	.556	Janice Richard
2005-06	13-15	.464	8-8/T4th	.500	Janice Richard
2006-07	5-27	.156	4-12/T8th	.333	#Greg Lockridge
2006-07					^Derrick Allen
2007-08	3-28	.097	1-15/9th	.063	Pam DeCosta
2008-09	2-28	.067	1-15/9th	.063	Pam DeCosta
2009-10	6-23	.207	2-14/9th	.125	Pam DeCosta
2010-11	2-27	.069	2-14/9th	.125	Pam DeCosta
2011-12	11-19	.367	6-8/T4th	.429	Tim La Kose
2012-13	11-19	.367	8-10/6th	.444	Tim La Kose
2013-14	11-19	.367	5-13/10th	.278	Jamie Craighead
<b>40 Years</b>	<b>361-719</b>	<b>.334</b>	<b>179-416</b>	<b>.301</b>	

# - Greg Lockridge was an interim coach (0-6) during part of the 2006-07 season

^ - Derrick Allen was an interim coach (5-21) during part of the 2006-07 season



*Sharon Chatman, who coached the Spartans from 1997 through the 1986 season, is the only coach in program history with a winning record. In 10 seasons she posted a 143-121 record (.542).*

*Chatman led the Spartans to four consecutive postseason births in the Association for Intercollegiate Athletics for Women (AIAW) Championship Tournament, the precursor to the NCAA Championship Tournament.*

*Chatman was inducted into the San José State Sports Hall of Fame on October 1, 2004.*

	Yrs.	Seasons	Wins	Losses	Pct.
Carolyn Lewis	2	1975-76	8	15	.348
Sharon Chatman	10	1977-86	143	121	.542
Tina Krah	6	1987-92	17	146	.104
Karen Smith	7	1993-99	49	141	.216
Janice Richard	7	1999-06	93	106	.467
Greg Lockridge*		2006-07	0	6	.000
Derrick Allen**	1	2006-07	5	21	.192
Pam DeCosta	4	2008-11	13	106	.109
Tim La Kose	2	2012-13	22	38	.367
Jamie Craighead	1	2014	11	19	.367
<b>Totals:</b>	<b>40</b>		<b>361</b>	<b>719</b>	<b>.334</b>

OPPONENT	W	L						
<b>Air Force</b>	<b>5</b>	<b>1</b>	Long Beach State	1	29	Tennessee	0	1
Alaska Anchorage	0	1	Long Island	1	0	Tennessee-Martin	1	0
American	0	1	Louisiana Tech	1	23	Texas	0	2
Arizona	1	2	Loyola-Chicago	1	0	Texas Christian	1	6
Arizona State	2	3	Loyola Marymount	1	2	Texas-El Paso	7	9
Arkansas State	0	1	Marist	1	0	Texas State	1	1
Army	1	0	Memphis State	1	0	Towson State	0	1
Baylor	0	3	Miami, Ohio	0	1	Tulsa	9	9
Biola	0	1	Middle Tennessee State	0	1	<b>UC Davis</b>	<b>5</b>	<b>8</b>
<b>Boise State</b>	<b>10</b>	<b>13</b>	Mississippi	0	1	<b>UC Irvine</b>	<b>10</b>	<b>16</b>
Bradley	0	1	Mississippi State	0	1	<b>UC Riverside</b>	<b>0</b>	<b>1</b>
Brigham Young	2	3	Montana	1	0	UC Santa Barbara	7	19
Brown	0	1	Montana State	2	1	UCLA	0	5
<b>California</b>	<b>9</b>	<b>23</b>	Montclair State	0	1	UM Kansas City	1	0
Cal Poly Pomona	2	2	Morgan State	0	1	<b>UNLV</b>	<b>3</b>	<b>28</b>
Cal Poly	8	6	Mount Saint Mary's	0	1	US International	0	1
Cal State Bakersfield	0	3	Navy	0	1	UT Arlington	2	0
Cal State Fullerton	9	28	<b>Nevada</b>	<b>24</b>	<b>22</b>	<b>Utah</b>	<b>2</b>	<b>4</b>
Cal State Hayward	7	1	<b>New Mexico</b>	<b>0</b>	<b>4</b>	<b>Utah State</b>	<b>5</b>	<b>14</b>
Cal State Los Angeles	1	0	New Mexico State	5	26	Utah Valley	2	0
Cal State Northridge	8	4	New Orleans	0	1	UTSA	0	2
Cal State Stanislaus	4	0	North Dakota State	1	1	Valparaiso	0	1
Central Michigan	0	1	North Dakota State	1	1	Vermont	0	1
Chico State	2	4	Northern Arizona	2	4	Washington	0	7
Colgate	1	0	Northern Colorado	0	2	Washington State	3	5
<b>Colorado</b>	<b>0</b>	<b>1</b>	Northeastern Illinois	1	0	Wayland Baptist	0	1
<b>Colorado State</b>	<b>2</b>	<b>7</b>	Northern Illinois	0	1	Weber State	3	4
<b>Columbia</b>	<b>1</b>	<b>0</b>	Northwestern State (La.)	0	1	Wisconsin	0	1
Cornell	1	1	Ole Miss	0	1	Wisconsin-Milwaukee	0	1
Denver	1	3	Oregon	2	9	<b>Wyoming</b>	<b>1</b>	<b>3</b>
Drake	0	1	Oregon State	3	7	Yale	2	0
Duke	0	1	Pacific	13	32	<b>TOTALS</b>	<b>361</b>	<b>719</b>
Eastern Illinois	0	2	Pepperdine	0	2			
Eastern Washington	1	0	Portland	0	1			
Evansville	1	1	Portland State	1	4			
Fordham	0	1	Rice	2	14			
<b>Fresno State</b>	<b>19</b>	<b>51</b>	Rutgers	0	1			
George Mason	0	1	<b>Sacramento State</b>	<b>14</b>	<b>12</b>			
Georgia State	1	1	Saint Mary's	2	8			
Georgia Tech	0	1	San Diego	2	6			
Gonzaga	1	3	<b>San Diego State</b>	<b>4</b>	<b>18</b>			
Grambling State	1	0	<b>San Francisco</b>	<b>22</b>	<b>17</b>			
Hartnell	1	0	San Francisco State	8	3			
Harvard	0	2	Santa Clara	22	24			
Hawai'i	16	41	Seattle	1	2			
Houston	1	1	Sonoma State	2	0			
Humboldt State	1	0	South Dakota State	1	1			
Idaho	10	18	Southern California	2	5			
Idaho State	1	1	Southern Illinois	0	1			
Iowa	0	1	Southern Methodist	3	14			
Jackson State	1	0	Southwest Missouri St.	0	1			
Kansas	0	3	Southern Utah	4	2			
Lamar	0	1	Stanford	13	10			
			Stephen F. Austin	0	1			
			Stony Brook	0	1			

Bold - 2014-15 opponents

**Air Force (5-1)**

1996-97	A	W	78-62
	H	W	85-52
1998-99	A	L	83-46
2011-12	H	W	68-53
2013-14	H	W	79-70
	A	W	84-71

**Alaska Anchorage (0-1)**

2010-11	A	L	48-35
---------	---	---	-------

**American University (0-1)**

2011-12	N	L	49-46
---------	---	---	-------

**Arizona (1-2)**

1978-79	H	W	99-44
1985-86	H	L	81-64
1996-97	A	L	90-55

**Arizona State (2-3)**

1978-79	H	W	84-55
1981-82	A	L	71-58
1982-83	N	L	59-58
1996-97	H	W	62-57
1998-99	A	L	83-46

**Arkansas State (0-1)**

2006-07	N	L	90-71
---------	---	---	-------

**Army (1-0)**

1985-86	N	W	79-58
---------	---	---	-------

**Baylor (0-3)**

1997-98	H	L	75-61
2002-03	N	L	78-46
2013-14	A	L	113-73


**Biola (0-1)**

1977-78	H	L	64-60
---------	---	---	-------

**Boise State (10-13)**

1994-95	N	L	57-53
2001-02	A	W	85-74, OT
	H	W	64-53
2002-03	H	W	69-64
	A	W	73-61
2003-04	A	W	76-70
	H	W	58-48
2004-05	H	W	64-47
	A	L	67-54
2005-06	H	W	63-57
	A	W	69-64
2006-07	A	L	82-59
	H	W	68-60

	N	L	81-64
2007-08	H	L	78-51
	A	L	74-65
2008-09	A	L	58-53
	H	L	56-45
2009-10	A	L	75-53
	H	L	80-62
2010-11	A	L	83-51
	H	L	83-68
2013-14	H	L	90-69



*Dana Foster (1983-86) ranks second on the San José State single-season assists list (196). In addition, Foster is third on the program's career assists list (589).*

**Bradley (0-1)**

2006-07	N	L	72-59
---------	---	---	-------

**Brigham Young (2-3)**

1978-79	N	L	85-78
1979-80	N	W	92-86
1980-81	H	W	70-67
1998-99	H	L	81-38
	A	L	74-48

**Brown (0-1)**

2011-12	H	L	61-47
---------	---	---	-------

**California (9-23)**

1975-76	H	W	62-54
---------	---	---	-------

	A	L	50-47
1977-78	N	W	66-65
	A	W	45-37
	H	W	76-65
1978-79	H	W	77-51
	A	W	80-51
1979-80	A	L	78-69
	H	W	77-70
1980-81	H	L	78-63
	A	L	83-66
1981-82	A	L	75-64
	H	W	65-56
1982-83	A	L	73-58
	H	L	82-73
1983-84	H	L	95-68
1983-84	A	L	92-81
1984-85	A	L	90-81
	H	L	97-81
1985-86	A	L	64-53
	H	L	77-63
1986-87	H	L	92-58
1987-88	A	L	84-65
1988-89	H	L	67-62
1989-90	A	L	77-49
1991-92	A	L	77-64
1994-95	A	L	95-57
2000-01	H	L	66-64
2003-04	A	L	90-67
2005-06	H	L	78-57
2008-09	H	L	76-40
2009-10	A	W	68-66

**Cal Poly Pomona (2-2)**

1976-77		L	81-60
1977-78	A	L	65-51
1979-80	N	W	95-60
1981-82	A	W	74-73, OT

**Cal Poly (8-6)**

1978-79	H	W	96-31
1980-81	H	W	82-73
1981-82	A	W	82-56
1982-83	A	W	74-55
1985-86	H	L	67-63
1995-96	H	W	85-61
1996-97	A	W	72-57
1997-98	H	W	73-64
1998-99	H	W	71-61
1999-00	A	L	76-64
2006-07	A	L	71-59
2007-08	H	L	74-70
2010-11	H	L	73-64
2011-12	A	L	71-55



**Cal State Fullerton (9-28)**

1977-78	H	L	89-83
1978-79	N	W	62-56
1980-81	N	W	93-87
1982-83	N	W	63-59
1984-85	N	L	76-55
1986-87	H	L	92-54
	A	L	88-59
1987-88	H	L	68-52
	A	L	74-56
1988-89	A	L	78-51
	H	L	75-56
1989-90	H	L	61-48
	A	L	63-54
1990-91	A	L	95-46
	H	L	72-52
1991-92	H	L	83-76
	A	L	87-75
1992-93	H	L	76-75
	A	L	88-60
	H	W	85-68
1993-94	H	W	75-66
	A	W	89-71
1994-95	H	L	84-79
	A	L	70-57
	N	L	91-73
1995-96	A	W	68-66
	H	L	84-55
1998-99	H	L	65-51
1999-00	A	L	86-77
2000-01	H	W	86-61
2001-02	A	W	66-54
2006-07	H	L	69-52
2007-08	A	L	80-68
2009-10	H	L	79-77
2010-11	A	L	76-45
2011-12	H	L	81-65
2012-13	A	L	60-59

**Cal State Hayward (7-1)**

1974-75		L	70-53
1976-77		W	48-46
		W	65-60
1977-78	H	W	75-46
1978-79	H	W	92-37
1984-85	H	W	90-62
1985-86	A	W	71-53
1986-87	H	W	59-53

**Cal State Los Angeles (1-0)**

1978-79	A	W	88-48
---------	---	---	-------

**Cal State Northridge (8-4)**

1993-94	A	W	73-62
---------	---	---	-------

1994-95	H	W	90-65
1996-97	H	W	63-59
2002-03	H	W	76-51
2003-04	A	W	71-54
2005-06	A	W	76-62
2006-07	H	L	66-63
2007-08	A	W	59-55
2008-09	A	L	69-63
2009-10	H	L	62-61
2011-12	A	L	85-55
2012-13	H	W	73-63



*Jessica Kellogg (2001-05) set a San José State single-season 3-point field goal attempts record when she launched 212 in 2002-03.*

*The record stood until 2013-14 when Rebecca Woodberry attempted 251 shots from behind the arc.*

**Cal State Stanislaus (4-0)**

1976-77		W	30-27
		W	79-37
		W	62-48
1991-92	N	W	81-59

**Central Michigan (0-1)**

1988-89	H	L	70-51
---------	---	---	-------

**Chico State (2-4)**

1974-75		L	82-54
1975-76	H	L	63-35
1976-77		L	53-50

		L	60-40
1978-79	N	W	67-29
1981-82	H	W	85-56

**Colgate (1-0)**

1998-99	N	W	51-35
---------	---	---	-------

**Colorado (0-1)**

2009-10	A	L	86-50
---------	---	---	-------

**Colorado State (2-7)**

1983-84	A	L	68-55
1996-97	H	L	88-62
	A	L	80-55
1997-98	H	L	70-56
	A	L	108-56
2005-06	H	W	78-66
2006-07	A	L	76-57
2013-14	A	L	101-60
	H	W	65-64

**Columbia (1-0)**

1990-91	H	W	70-64
---------	---	---	-------

**Cornell (1-1)**

1993-94	H	W	65-48
1998-99	H	L	75-54

**CSU Bakersfield (0-3)**

2007-08	A	L	89-66
2008-09	H	L	78-59
2009-10	A	L	86-64

**Denver (1-3)**

2009-10	H	L	66-61
2010-11	A	L	64-27
2012-13	H	W	68-67
	A	L	83-68

**Drake (0-1)**

1991-92	H	L	77-67
---------	---	---	-------

**Duke (0-1)**

1987-88	H	L	86-47
---------	---	---	-------

**Eastern Illinois (0-2)**

2011-12	H	L	93-71
2012-13	A	L	88-67

**Eastern Washington (1-0)**

1979-80	H	W	63-53
---------	---	---	-------

**Evansville (1-1)**

2012-13	A	L	74-65
2013-14	H	W	90-84

**Fordham (0-1)**

2009-10	N	L	71-64
---------	---	---	-------

**Fresno State (19-51)**

1974-75	N	L	90-40
1975-76	N	L	67-37
1977-78	H	W	69-55
	A	W	56-51
1978-79	A	W	66-53
	H	W	90-54
1979-80	H	W	84-69
	A	W	73-52
1980-81	A	W	75-55
	H	W	74-44
1981-82	A	W	62-52
	H	L	53-48
1982-83	A	W	55-54
	H	W	80-73
1983-84	H	L	52-46
	A	L	91-87
1984-85	A	L	73-63
	H	L	83-56
1985-86	H	L	92-50
	A	L	81-65
1986-87	A	L	107-68
	H	L	97-60
1987-88	H	L	63-43
	A	L	91-55
1988-89	H	L	80-49
	A	L	86-56
1989-90	H	L	72-57
	A	L	94-66
1990-91	A	L	98-67
	H	L	75-60
1991-92	A	L	74-66
	H	L	72-65
1993-94	H	W	70-64
1995-96	A	L	74-66
1996-97	H	L	64-62
	A	W	65-58
1997-98	A	L	81-66
	H	L	67-51
1998-99	A	L	76-48
	H	L	60-54
1999-00	A	L	84-66
	H	L	71-65
2000-01	A	L	83-62
	H	W	73-59
2001-02	H	W	77-62
	A	W	65-48



*On December 10, 1993, Hulett Brooks (1990, 92-24) set the Spartans single-game scoring record when she poured in 41 points against Sacramento State.*

*She ranks fifth on the San José State all-time scoring (1,373 points) and fourth on the free throws (554) lists. In addition, she is fifth in field goal attempts (1,383), sixth in rebounds (647), seventh in free throws (245) and 10th in free throw percentage (.712) on the program's career lists.*

2002-03	H	W	66-53	2009-10	H	L	68-31
	A	L	96-80		A	L	83-47
	N	L	63-57	2010-11	A	L	65-33
2003-04	A	L	81-39		H	L	73-47
	H	L	72-60	2011-12	A	L	76-49
2004-05	H	L	79-63		H	W	62-61
	A	L	73-64	2013-14	H	W	68-66
2005-06	H	L	63-41		A	L	107-80
	A	L	77-60				
2006-07	A	L	61-36	<b>George Mason (0-1)</b>			
	H	L	70-63	1986-87	H	L	67-60
2007-08	A	L	81-63				
	H	L	83-65	<b>Georgia State (1-1)</b>			
	N	L	87-76	1994-95	N	L	70-41
2008-09	A	L	73-44	2013-14	H	W	95-81
	H	L	76-47				

Coaching Staff

The Spartans

2013-14 Review

Record Book

**Georgia Tech (0-1)**

1996-97 H L 68-53

**Gonzaga (1-3)**

1999-00 H L 82-65

2002-03 A L 65-54

2005-06 H W 69-61

A L 68-53

**Grambling State (1-0)**

2004-05 N W 63-56

**Hartnell (1-0)**

1974-75 W 59-38

**Harvard (0-2)**

2004-05 H L 75-61

2006-07 N L 83-62

**Hawai'i (16-41)**

1977-78 H W 88-31

1979-80 H W 96-53

1981-82 H W 86-63

1985-86 H L 94-65

1986-87 H L 68-45

H L 79-58

1987-88 A L 90-55

A L 73-43

1988-89 H L 77-66

H L 78-58

1989-90 A L 86-50

A L 94-62

1990-91 H L 67-55

H L 71-45

1991-92 A L 99-80

A L 76-63

1992-93 H L 79-66

H L 91-54

1993-94 A L 88-52

A L 95-45

1994-95 H W 59-57

A L 72-62

1995-96 A L 96-52

H L 62-39

1996-97 H L 84-57

A L 69-51

1997-98 A L 86-56

H L 80-69

1998-99 A L 87-44

H L 70-43

1999-00 H L 73-57

A L 69-42

2000-01 A W 74-72

H L 91-61

2001-02 A L 81-67

H L 66-57

2002-03 A L 54-40

H W 71-67

2003-04 H W 73-45

A W 62-50

2004-05 H W 54-49 OT

A W 56-54

2005-06 H L 76-61

A L 57-49

2006-07 H W 57-56

A L 64-53

2007-08 H L 70-54

A L 61-47

2008-09 H W 54-50

A L 64-48

N L 70-57

2009-10 A L 63-49

H W 68-61

2010-11 H W 53-43

A L 55-53

2011-12 H W 83-67

A W 67-58

**Houston (1-1)**

1982-83 N W 71-68

1983-84 H L 72-48

**Humboldt State (1-0)**

1974-75 W 54-51

**Idaho (10-18)**

1986-87 H L 72-60

1992-93 H L 74-58

1994-95 N W 75-66, OT

1995-96 A W 68-65

1997-98 H W 79-66

1998-99 A L 74-59

2001-02 H W 61-44

2002-03 A L 73-57

2005-06 H W 61-52

A L 80-62

2006-07 H L 72-64

A L 69-66

N W 72-66

2007-08 H W 53-46

A L 77-66

N W 70-63

2008-09 H L 66-47

A L 64-41

2009-10 H W 58-53

A L 74-59

2010-11 H W 63-61

A L 62-41

2011-12 H L 67-63

A L 70-65

N L 67-63

2012-13 A L 82-65

H L 83-66

N L 57-55

**Idaho State (1-1)**

1984-85 N W 97-72

1990-91 N L 54-41

**Iowa (0-1)**

1984-85 H L 67-45

**Jackson State (1-0)**

1985-86 N W 75-72

**Kansas (0-3)**

1980-81 H L 81-72

2007-08 H L 59-52

2008-09 A L 93-49

**Kansas City (1-0)**

2013-14 H W 81-76

**Lamar (0-1)**

1999-00 H L 75-58

**Long Beach State (1-29)**

1977-78 H L 70-57

1978-79 A L 90-69

1979-80 A L 79-69

1980-81 A L 79-56

1981-82 H L 75-54

1982-83 A L 89-63

1983-84 H L 87-45

1984-85 A L 99-76

1986-87 A L 120-53

H L 149-69

1987-88 A L 96-33

H L 82-51

1988-89 H L 113-72

A L 111-59

1989-90 A L 93-53

H L 93-71

1990-91 H L 110-56

A L 73-53

1991-92 A L 91-65

H L 83-51

1992-93 H L 59-58

A L 87-73

1993-94 H W 73-71

A L 82-66

1994-95 A L 70-58

	H	L	64-59
1995-96	H	L	91-81
	A	L	89-87, OT
2007-08	H	L	64-60
2008-09	A	L	83-59

**Long Island (1-0)**

2000-01	H	W	90-87
---------	---	---	-------

**Louisiana Tech (1-23)**

2001-02	H	L	79-49
	A	L	87-47
2002-03	A	L	83-38
	H	L	66-59
2003-04	H	L	84-71
	A	L	82-51
2004-05	A	L	66-52
	H	L	80-51
2005-06	A	L	74-51
	H	L	78-48
2006-07	H	L	65-52
	A	L	71-61
2007-08	A	L	70-54
	H	L	78-64
2008-09	A	L	70-53
	H	L	87-69
2009-10	H	L	92-48
	A	L	81-66
2010-11	H	L	69-34
	A	L	62-53
2011-12	H	L	70-64
	A	L	73-68
2012-13	A	L	94-80
	H	W	60-58

**Loyola-Chicago (1-0)**

2002-03	H	W	85-66
---------	---	---	-------

**Loyola Marymount (1-2)**

1993-94	A	W	73-68
2008-09	A	L	81-66
2009-10	H	L	66-47

**Marist (1-0)**

2003-04	N	W	59-49
---------	---	---	-------

**Memphis State (1-0)**

1979-80	N	W	71-61
---------	---	---	-------

**Miami, Ohio (0-1)**

1989-90	H	L	76-52
---------	---	---	-------

**Middle Tennessee State (0-1)**

1991-92	N	L	88-54
---------	---	---	-------

**Mississippi (0-1)**

1999-00	N	L	77-43
---------	---	---	-------

**Mississippi State (0-1)**

2004-05	A	L	54-43
---------	---	---	-------

**Montana (1-0)**

1985-86	H	W	67-60
---------	---	---	-------

**Montana State (2-1)**

1983-84	H	L	71-69
1995-96	H	W	77-75
2000-01	H	W	53-50



On January 12, 2013, Emily Schill set San José State's freshman single-game scoring record when she poured in 36 points against Utah State. She pulled down 18 rebounds in the game as the Spartans equaled their single-game scoring mark with 103 points.

**Montclair State (0-1)**

1980-81	H	L	63-59
---------	---	---	-------

**Morgan State (0-1)**

1998-99	N	L	46-39
---------	---	---	-------

**Mount Saint Mary's (0-1)**

2010-11	H	L	72-69
---------	---	---	-------

**Navy (0-1)**

1998-99	N	L	76-48
---------	---	---	-------

**Nevada (24-22)**

1975-76	A	L	55-47
	A	W	
1977-78	H	W	64-54
1978-79	H	W	93-50
1979-80	N	W	95-38
1983-84	H	W	90-86
1987-88	A	L	72-54
1992-93	H	W	55-49
	A	L	76-63
1993-94	H	W	79-43
	A	W	78-51
1994-95	H	W	59-54
	A	L	74-73
1995-96	A	L	68-58
	H	L	81-62
1996-97	H	W	79-54
1997-98	A	L	59-52
1999-00	H	L	65-58
2000-01	A	L	86-57
	H	W	78-75
2001-02	H	W	78-60
	A	W	71-52
2002-03	H	W	63-60
	A	W	77-52
2003-04	A	W	70-63
	H	W	81-78, 2OT
	N	W	68-60
2004-05	H	W	76-63
	A	W	65-49
2005-06	A	W	64-56
	H	W	53-48
	N	L	76-61
2006-07	A	L	74-47
	H	L	70-52
2007-08	A	L	72-51
	H	L	78-62
2008-09	H	L	66-52
	A	L	61-50
2009-10	H	L	64-56
	A	L	72-48
2010-11	H	L	66-47
	A	L	65-36
2011-12	A	W	86-79
	H	W	70-63
2013-14	A	L	101-74
	H	L	99-95

**New Mexico (0-4)**

1998-99	A	L	66-43
	H	L	58-49
2013-14	A	L	80-68
	N	L	76-73

**New Mexico State (5-26)**

1990-91	H	L	95-66
	A	L	104-63
1991-92	A	L	94-74
	H	L	102-81
1992-93	H	L	71-56
	A	L	80-72
1993-94	A	L	91-68
	H	L	91-84, 20T
	N	L	85-57
1994-95	A	L	81-40
	H	L	66-61
1995-96	H	L	58-49
	A	L	86-54
2003-04	H	W	69-41
2004-05	A	W	54-43
2005-06	A	L	50-47
	H	W	58-35
2006-07	H	L	59-48
	A	L	79-53
2007-08	A	L	71-60
	H	L	81-65
2008-09	A	L	68-51
	H	L	64-50
2009-10	H	L	68-48
	A	L	62-35
2010-11	H	L	52-46
	A	L	54-29
2011-12	H	W	67-62
	A	L	56-55
2012-13	H	W	51-50
	A	L	90-70

**New Orleans (0-1)**

1985-86	N	L	69-50
---------	---	---	-------

**North Dakota State (1-1)**

2005-06	H	W	84-78
2006-07	A	L	69-61

**Northern Arizona (2-4)**

1992-93	N	W	62-50
1996-97	H	L	64-56
1998-99	N	L	59-43
1999-00	A	L	65-52
2010-11	A	L	67-53
2011-12	H	W	74-64

**Northern Colorado (0-2)**

2007-08	H	L	69-46
2008-09	A	L	101-63

**Northeastern Illinois (1-0)**

1990-91	H	W	71-69
---------	---	---	-------

**Northern Illinois (0-1)**

2002-03	N	L	78-72
---------	---	---	-------

**Northwestern State (La.) (0-1)**

1992-93	H	L	84-62
---------	---	---	-------

**Ole Miss (0-1)**

2009-10	N	L	78-33
---------	---	---	-------

**Oregon (2-9)**

1974-75		W	62-47
1979-80	A	L	93-77
1980-81	N	L	81-61
1982-83	H	L	66-64
1983-84	N	L	75-65
	A	L	66-58
1984-85	H	W	68-62
1985-86	A	L	77-640
	H	L	81-59
2007-08	A	L	67-32
2008-09	H	L	69-68

**Oregon State (3-7)**

1979-80	A	L	74-72
1981-82	H	L	80-79, 20T
1982-83	H	W	69-56
1983-84	A	L	89-71
1984-85	H	L	83-52
1985-86	A	L	80-53
	H	W	88-78
1989-90	N	L	72-62
1994-95	N	L	80-54
2002-03	H	W	59-47

**Pacific (13-32)**

1977-78	A	W	67-42
	H	W	68-33
1978-79	H	W	80-33
	A	W	77-51
1979-80	A	W	91-37
	H	W	69-65
1980-81	A	L	59-51
	H	L	85-71
1981-82	H	W	89-57
	A	L	72-61
1982-83	H	L	70-68
	A	L	78-74
1983-84	A	W	79-68
	H	L	73-70
1984-85	H	W	83-74
1985-86	A	L	71-70
1986-87	H	L	70-55
	A	L	68-57
1987-88	A	L	49-46

	H	L	65-55
1988-89	H	L	59-54
	A	L	67-60
1989-90	H	L	71-58
	A	L	70-53
1990-91	H	L	73-49
	A	L	72-54
1991-92	H	L	65-60
	A	L	78-46
1992-93	A	L	57-45
	H	L	69-51
1993-94	A	L	72-70
	H	W	74-63
1994-95	H	L	64-51
	A	L	58-57
1995-96	A	L	79-70
	H	L	78-64
1996-97	H	W	63-60
1997-98	A	L	70-59
1998-99	H	L	75-38
1999-00	A	L	77-50
2001-02	H	W	78-75
2006-07	A	W	65-56
2007-08	H	L	75-74 OT
2010-11	A	L	70-57
2012-13	H	L	74-60

**Pepperdine (0-2)**

2008-09	A	L	75-46
2009-10	H	L	83-66

**Portland (0-1)**

1989-90	A	L	78-69
---------	---	---	-------

**Portland State (1-4)**

1980-81	A	L	80-78
1989-90	A	L	76-64
1990-91	H	L	80-71
2004-05	A	W	69-60
2005-06	H	L	68-62

**Rice (2-14)**

1997-98	A	L	87-59
	H	L	70-57
1999-00	H	L	86-62
	A	L	83-37
2000-01	H	L	77-67
	A	L	69-56
2001-02	A	L	78-68
	H	W	67-64
2002-03	A	L	61-58
	H	L	71-63
2003-04	H	L	74-60
	A	L	64-44

	N	L	67-54
2004-05	A	W	63-52
	H	L	77-64
	N	L	76-68

**Rutgers (0-1)**

2005-06	N	L	76-64
---------	---	---	-------

**Sacramento State (14-12)**

1975-76	H	L	96-54
	A	L	72-36
1976-77		L	63-57
		L	61-56
1977-78	H	W	68-28
1978-79	H	W	87-48
1985-86	N	L	79-69
1986-87	A	W	61-58
1987-88	H	W	65-61
1991-92	A	L	60-51
1992-93	H	L	74-56
1993-94	A	L	111-100, OT
1995-96	N	W	85-68
	H	W	77-71
1996-97	A	L	71-55
1997-98	H	W	76-68
1998-99	N	L	76-63
1999-00	A	W	62-60
2000-01	H	W	71-59
2001-02	A	W	82-57
2003-04	A	W	70-39
2004-05	H	W	59-46
2007-08	A	L	60-57
2008-09	H	W	49-48
2009-10	A	W	84-81, OT
2013-14	A	L	103-99

**Saint Mary's (2-8)**

1984-85	H	W	83-80
1985-86	A	W	70-67
1988-89	H	L	91-65
1989-90	A	L	94-70
1990-91	H	L	79-46
1991-92	A	L	63-56
1992-93	H	L	60-55
1993-94	A	L	79-62
2000-01	A	L	81-68
2001-02	H	L	93-73

**San Diego (2-6)**

1981-82	A	W	60-39
1982-83	H	W	98-55
1990-91	N	L	90-66
1997-98	A	L	81-64
1999-00	H	L	60-51

2001-02	A	L	73-63
2012-13	A	L	91-52
2013-14	H	L	88-60

**San Diego State (4-18)**

1977-78	N	L	89-85
1979-80	N	W	56-45
1984-85	A	L	97-67
1986-87	H	L	64-60
	A	L	97-56
1987-88	H	L	95-59
	A	L	96-54
1988-89	A	L	77-64
	H	L	84-52
1989-90	H	L	84-74
	A	L	66-42
	N	W	81-59
1996-97	H	L	82-37
	A	L	92-47
1997-98	A	L	68-55
	H	L	77-49
1998-99	A	L	89-59
	H	L	78-46
2000-01	H	W	59-54
2001-02	A	W	65-62
2013-14	A	L	88-65
	H	L	77-63

**San Francisco (22-17)**

1974-75		L	56-48
1977-78	H	W	75-55
	A	W	84-51
1978-79	A	W	85-68
	A	W	74-44
	H	W	50-41
1979-80	N	W	59-58
	A	L	61-57
	H	W	70-59
1980-81	H	W	53-51
	A	W	75-53
1981-82	H	W	62-49
	A	W	48-40
1982-83	A	W	81-66
	H	W	66-65
1983-84	H	W	73-49
	A	L	82-68
1984-85	H	W	84-58
	A	L	78-67
1986-87	A	L	76-48
1987-88	H	L	59-57
1988-89	A	W	61-47
	H	W	66-49
1990-91	A	L	78-54
	H	L	69-64

1991-92	H	L	74-63
1992-93	A	L	57-41
1993-94	H	W	62-49
1994-95	A	L	88-59
1995-96	H	L	80-49
2003-04	H	W	66-53
2004-05	A	W	48-47
2006-07	H	L	53-48, OT
2007-08	A	L	74-51
2009-10	H	W	63-51
2010-11	A	L	71-59
2011-12	H	L	88-77
2012-13	A	L	92-64
2013-14	H	W	98-79

**San Francisco State (8-3)**

1976-77		W	75-21
		L	71-53
		L	69-57
1978-79	H	W	59-43
1979-80	A	W	66-52
1980-81	N	W	103-69
	H	W	69-65
1983-84	A	L	86-81
1984-85	H	W	96-69
2012-13	H	W	70-51
2013-14	H	W	100-78

**Santa Clara (21-24)**

1975-76	A	W	39-28
1976-77		W	73-28
1977-78	A	W	73-49
	H	W	89-26
1978-79	A	W	79-44
	H	W	75-24
1979-80	H	W	70-25
	A	W	79-52
1980-81	A	W	73-61
	H	W	81-58
1981-82	H	W	80-64
	A	L	66-64
1982-83	H	W	60-55
	A	W	66-59
1983-84	A	W	64-61
	H	W	73-72
1984-85	A	L	62-60
	H	W	62-53
1985-86	A	L	60-45
1986-87	H	L	74-49
1987-88	A	L	71-31
1988-89	H	W	66-62, OT
1989-90	H	W	75-55
1990-91	A	L	72-45
1991-92	H	L	80-50

1993-94	N	L	81-54
1994-95	N	L	79-58
1995-96	N	L	77-42
1996-97	N	L	82-62
1997-98	N	L	90-51
1998-99	N	L	78-45
1999-00	N	L	79-51
2000-01	H	L	85-68
2001-02	A	L	73-58
2002-03	H	L	61-54
2003-04	A	W	75-62
2004-05	H	L	75-74
2005-06	A	L	81-70
2006-07	H	L	71-59
2007-08	A	L	78-58
2008-09	H	L	56-39
2009-10	A	W	75-64
2010-11	H	L	44-37
2011-12	A	W	74-53
2012-13	H	L	62-47
2013-14	A	W	97-93

**Seattle (1-2)**

2008-09	H	L	94-62
2012-13	A	L	72-60
	H	W	74-65

**Sonoma State (2-0)**

1983-84	H	W	84-55
1999-00	H	W	68-62

**South Dakota State (1-1)**

2005-06	H	W	64-51
2006-07	A	L	98-63

**Southern California (2-5)**

1976-77		W	68-49
1977-78	A	L	69-53
1978-79	H	L	99-92
1979-80	H	W	70-61
1980-81	A	L	94-78
	H	L	91-57
1981-82	H	L	88-72

**Southern Illinois (0-1)**

1996-97	N	L	78-55
---------	---	---	-------

**Southern Methodist (3-14)**

1991-92	H	L	60-51
1996-97	N	L	76-52
1997-98	H	L	55-54
	A	L	66-46
1999-00	A	L	80-42
	H	L	71-44
	N	L	99-56



*Inducted on September 2, 2005, San José State Sports Hall of Famer Wanda Thompson (1978-81) is the only basketball player in school history, male or female, to have more than 100 steals in two different seasons and more than 150 assists in each of their four seasons of eligibility.*

*She still holds the single-season records for assists (211) and steals (136) as well as the career records in both categories; 742 assists and 434 steals.*

2000-01	H	L	74-57
	A	L	80-71
2001-02	H	W	61-54
	A	L	92-87
2002-03	A	L	86-77
	H	L	61-58
2003-04	H	W	64-59, OT
	A	L	88-61
2004-05	A	L	58-37
	H	W	63-62 OT

**Southwest Missouri State (0-1)**

1988-89	N	L	75-60
---------	---	---	-------

**Southern Utah (4-2)**

1989-90	N	W	73-68
---------	---	---	-------

1992-93	N	L	64-63
2000-01	H	W	75-60
2002-03	A	W	84-68
2011-12	A	W	70-68
2012-13	H	L	93-82

**Stanford (13-10)**

1974-75	A	L	76-52
1975-76	A	W	68-49
	H	L	83-66
	N	W	57-50
1976-77	A	L	62-56
	H	W	67-46
1977-78	A	W	61-56
	H	W	72-65
1978-79	A	W	76-56

	H	W	79-51
1979-80	N	W	64-59
	H	W	80-61
	A	L	66-59
1980-81	A	W	75-61
	H	W	61-48
1981-82	A	W	74-65
	H	L	85-72
1982-83	H	L	84-66
	A	W	68-66
1983-84	H	L	73-72
1984-85	A	L	75-72
1986-87	A	L	94-43
1987-88	H	L	55-33

**Stephen F. Austin (0-1)**

1995-96	H	L	67-47
---------	---	---	-------

**Stony Brook (0-1)**

2008-09	N	L	56-38
---------	---	---	-------

**Tennessee (0-1)**

1979-80	H	L	81-70
---------	---	---	-------

**Tennessee-Martin (1-0)**

1997-98	H	W	61-60
---------	---	---	-------

**Texas (0-2)**

1980-81	A	L	74-54
1981-82	H	L	69-56

**Texas Christian (1-6)**

1997-98	H	L	90-88, OT
	A	W	91-86
1999-00	A	L	84-42
	H	L	66-51
2000-01	H	L	72-63
	A	L	54-66
	N	L	74-53

**Texas-El Paso (7-9)**

1984-85	H	L	75-76
1998-99	A	L	65-47
	H	L	63-48
1999-00	A	L	76-53
	H	W	73-68
2000-01	H	L	69-66
	A	L	86-76, 2OT
	N	W	66-55
2001-02	A	W	73-48
	H	W	87-57
2002-03	H	W	83-60
	A	W	87-84, OT
2003-04	A	L	75-65

	H	L	51-44
2004-05	H	W	66-51
	A	L	66-63

**Texas State (1-1)**

2012-13	H	W	98-96
	A	L	100-67

**Towson State (0-1)**

1987-88	H	L	70-60
---------	---	---	-------

**Tulsa (9-9)**

1996-97	H	W	74-67
---------	---	---	-------



*Natasha Johnson (1996-00) ranks 11th on the San José State career scoring list (1,172 points).*

*Her 163 3-point field goals are the second-most in program history and in 109 career games she dished out 310 assists.*

	A	L	76-68
1997-98	A	L	72-62
	H	W	57-51
1999-00	H	L	71-55
	A	L	66-37
2000-01	A	W	60-54
	H	L	82-80
2001-02	A	W	75-73
	H	W	63-60
	N	L	66-63
2002-03	A	L	89-52
	H	W	88-86, OT
2003-04	H	L	82-66

	A	L	66-56
2004-05	A	W	61-53
	H	W	79-70
	N	W	63-60

**UC Davis (5-8)**

1975-76	N	L	65-56
	H	L	49-45
	A	L	74-54
1976-77		L	65-57
		W	57-54
1977-78	A	L	41-40
1979-80	A	W	98-55
1983-84	N	W	78-49
2000-01	H	W	68-59
2004-05	H	W	70-58
2010-11	H	L	102-62
2011-12	A	L	80-60
2013-14	A	L	95-61

**UC Irvine (10-16)**

1981-82	A	L	46-42
1984-85	N	L	58-48
	A	L	88-84, OT
1986-87	A	L	73-49
	H	L	76-61
1987-88	H	L	84-59
	A	L	97-57
1988-89	A	L	63-53
	H	L	55-34
1989-90	H	W	70-51
	A	W	58-52
1990-91	H	L	63-47
	A	L	70-54
1991-92	H	W	78-64
	A	L	72-68
1992-93	A	W	85-75
	H	W	80-62
1993-94	H	W	79-67
	A	W	69-66
1994-95	H	L	64-43
	A	L	71-61
1995-96	A	L	76-69
	H	W	61-57
1997-98	A	L	58-41
2003-04	H	W	68-48
2004-05	A	W	54-52

**UC Riverside (0-1)**

2013-14	H	L	105-74
---------	---	---	--------

**UC Santa Barbara (7-19)**

1977-78	N	L	61-60
1981-82	A	W	75-52
1982-83	N	W	81-58



	H	W	70-62
1983-84	N	W	93-57
1984-85	N	W	79-61
1986-87	A	L	71-49
	H	W	72-61
1987-88	H	L	69-54
	A	L	58-56
1988-89	A	L	49-43
	H	W	63-61
1989-90	H	L	72-61
	A	L	55-49
1990-91	H	L	97-62
	A	L	90-69
1991-92	H	L	81-62
	A	L	102-75
1992-93	A	L	77-49
	H	L	88-60
1993-94	H	L	81-68
	A	L	75-68
1994-95	A	L	74-63
	H	L	69-66
1995-96	H	L	85-43
	A	L	76-42

**UCLA (0-5)**

1976-77		L	80-42
1977-78	A	L	84-70
1978-79	A	L	71-65
1979-80	H	L	81-66
1980-81	H	L	78-63

**UNLV (3-28)**

1977-78	H	L	86-55
1981-82	A	L	80-71
1983-84	A	L	65-47
1985-86	H	L	74-33
1986-87	H	L	72-42
	A	L	88-41
1987-88	A	L	87-40
	H	L	113-42
1988-89	H	L	79-54
	A	L	91-60
1989-90	A	L	76-46
	H	L	86-59
	N	L	102-67
1990-91	A	L	84-55
	H	L	79-46
1991-92	A	L	95-55
	H	L	72-60
1992-93	H	L	84-69
	A	L	95-52
1993-94	A	L	84-59
	H	W	78-70
1994-95	A	L	75-59

	H	L	86-56
1995-96	H	W	78-66
	A	L	80-73
1996-97	A	L	66-60
	H	W	70-60
2010-11	H	L	80-48
2011-12	A	L	78-41
2013-14	A	L	90-76
	A	L	78-75

**US International (0-1)**

1985-86	H	L	89-86
---------	---	---	-------

**UT Arlington (2-0)**

2012-13	A	W	78-70
	H	W	71-49

**Utah (2-4)**

1981-82	A	W	66-57
1982-83	N	W	69-57
1988-89	A	L	90-45
1989-90	H	L	78-59
1998-99	H	L	74-50
	A	L	76-26

**Utah State (5-14)**

1980-81	H	W	88-66
2005-06	A	W	63-51
	H	W	70-49
2006-07	A	L	58-50
	H	W	65-57
2007-08	A	L	68-58
	H	L	61-60
2008-09	H	L	64-54
	A	L	62-51
2009-10	A	L	65-54
	H	L	66-46
2010-11	A	L	72-57
	H	L	75-39
2011-12	H	L	78-73
	A	L	84-71
2012-13	H	W	103-80
	A	L	87-54
2013-14	H	L	78-65
	A	L	96-67

**Utah Valley (2-0)**

2011-12	A	W	57-45
2012-13	H	W	81-72

**UTSA (0-2)**

2012-13	H	L	57-54
	A	L	64-60

**Valparaiso (0-1)**

1997-98	H	L	62-54
---------	---	---	-------

**Vermont (0-1)**

2005-06	N	L	55-52
---------	---	---	-------

**Washington (0-7)**

1982-83	A	L	67-63
1983-84	H	L	89-71
1984-85	A	L	97-66
1985-86	A	L	77-44
	H	L	87-53
1987-88	H	L	77-38
2010-11	N	L	49-27

**Washington State (3-5)**

1979-80	H	W	90-58
1982-83	A	W	67-63
1983-84	H	W	78-69
1984-85	A	L	82-69
1985-86	A	L	84-72
	H	L	75-74
2006-07	H	L	72-61
2007-08	A	L	78-72 OT

**Wayland Baptist (0-1)**

1979-80	A	L	76-55
---------	---	---	-------

**Weber State (3-4)**

1981-82	H	W	86-53
1982-83	N	W	85-77
1994-95	H	L	62-48
2000-01	A	W	71-64
2001-02	H	L	75-55
2010-11	H	L	59-50
2011-12	A	L	69-67

**Wisconsin (0-1)**

1988-89	H	L	72-67
---------	---	---	-------

**Wisconsin-Milwaukee (0-1)**

2006-07	N	L	66-63
---------	---	---	-------

**Wyoming (1-3)**

1996-97	H	L	74-51
	A	L	86-53
2013-14	H	W	74-68
	A	L	103-80

**Yale (2-0)**

1978-79	H	W	89-47
2003-04	N	W	71-53

**1974-75**

**Head Coach Carolyn Lewis (3-5)**

L	Chico State	82-54
L	Fresno State	90-40
W	Humboldt State	54-51
W	Oregon	62-47
L	Cal State Hayward	70-53
L	San Francisco	56-48
L	at Stanford	76-52
W	Hartnell College	59-38

Records are incomplete from 1974-75.

**1975-76**

**Head Coach Carolyn Lewis (5-10)**

12/2	W	at Santa Clara	39-28
12/6	L	CHICO STATE	63-35
1/2	L	!vs. UC Davis	65-56
1/3	L	!vs. Fresno State	67-37
1/6	L	UC DAVIS	49-45
1/9	W	at Stanford	68-49
1/13	W	CALIFORNIA	62-54
2/4	L	at UC Davis	74-54
2/7	L	at Nevada	55-47
2/10	L	at California	50-47
2/19	L	SACRAMENTO STATE	96-54
2/23	L	STANFORD	83-66
	L	at Sacramento State	72-36
2/28	W	vs. Stanford	57-50
	W	at Nevada	

! – Chico State Tournament (Chico, Calif.)

**1976-77**

**Head Coach Sharon Chatman (10-10, 4-7 NorCal)**

	W	Stanislaus State	30-27
	W	San Francisco State	75-21
	W	Stanislaus State	79-37
	W	Cal State Hayward	48-46
	L	UCLA	80-42
	W	USC	68-49
2/5	L	at Stanford	62-56
	L	Chico State	53-50
	L	UC Davis	65-57
	W	Stanislaus State	62-48
	L	SACRAMENTO STATE	63-57
	W	Santa Clara	73-28
	L	San Francisco State	71-53
	L	Cal Poly Pomona	81-60
	W	Cal State Hayward	65-60
	L	San Francisco State	69-57
	L	at CS Sacramento	61-56

	L	Chico State	60-40
	W	UC Davis	57-54
2/26	W	STANFORD	67-46

**1977-78**

**Head Coach Sharon Chatman (17-10, 12-0 NorCal)**

12/1	L	!vs. UC Santa Barbara	61-60
12/2	W	!vs. California	66-65
12/3	L	!vs. San Diego State	89-85



*Shelia Brown (1981-84), a member of the 1,000-Point Club, made the third-most field goals (563) in San José State women's basketball history.*

*In 1982, she was honored as a second-team All-NorCal performer and made 193 of her 486 shot attempts.*

12/8	L	at UCLA	84-70
12/9	L	at USC	69-53
12/10	L	at Cal Poly Pomona	65-51
12/22	L	at UC Davis	41-40
12/23	W	CAL STATE HAYWARD	75-46
1/3	W	HAWAII	88-31
1/6	W	NEVADA	64-54
1/14	L	CAL STATE FULLERTON	89-83
1/18	W	*at California	45-37
1/20	W	*SAN FRANCISCO	75-55
1/25	W	*at Stanford	61-56
1/28	W	*at Pacific	67-42
2/3	W	*FRESNO STATE	69-55
2/4	W	*at Santa Clara	73-49
2/8	W	*CALIFORNIA	76-65
2/9	W	SACRAMENTO STATE	68-28

2/15	W	*PACIFIC	68-33
2/17	W	*at San Francisco	84-51
2/18	L	BIOLA	64-60
2/22	W	*SANTA CLARA	89-26
2/24	W	*STANFORD	72-65
2/25	L	LONG BEACH STATE	70-57
3/1	W	*at Fresno State	56-51
3/9	L	+UNLV	86-55

! – Cal Poly Invitational (San Luis Obispo, Calif.)

\* - Northern California Athletic Conference Game

+ - First round of AIAW Regionals

**1978-79**

**Head Coach Sharon Chatman (24-4, 12-0 NorCal)**

2/2	L	!vs. BYU	85-78
12/3	W	!at San Francisco	85-68
12/7	L	at Long Beach State	90-69
12/8	W	at Cal State Los Angeles	88-48
12/9	L	at UCLA	71-65
12/21	W	CAL STATE HAYWARD	92-37
12/22	W	SACRAMENTO STATE	87-45
12/29	W	&vs. Chico State	67-29
12/30	W	&vs. Cal State Fullerton	62-56
1/2	W	ARIZONA STATE	84-55
1/4	W	ARIZONA	99-44
1/6	W	CAL POLY	96-31
1/12	W	*at San Francisco	74-44
1/13	W	YALE	89-47
1/17	W	*PACIFIC	80-33
1/19	W	*at Santa Clara	79-44
1/24	W	*at Stanford	76-56
1/27	W	*at Fresno State	66-53
1/31	W	*CALIFORNIA	77-51
2/2	W	*FRESNO STATE	90-54
2/7	W	*at California	80-51
2/10	W	*SAN FRANCISCO	50-41
2/15	W	*SANTA CLARA	75-24
2/17	W	*at Pacific	77-51
2/24	W	*STANFORD	79-51
2/28	W	SAN FRANCISCO STATE	59-43
3/2	W	NEVADA	93-50
	L	+USC	99-92

! – USF Tournament (San Francisco, Calif.)

& - New Year's Classic (Santa Clara, Calif.)

\* - Northern California Athletic Conference Game

+ - First round of AIAW Regionals

**1979-80**

**Head Coach Sharon Chatman (22-9, 9-3 NorCal)**

11/15	W	!vs. San Diego State	56-45
11/16	W	!vs. Stanford	64-59

11/17	W	!vs. San Francisco	59-58
11/22	L	&at Wayland Baptist	76-55
11/23	W	&vs. BYU	92-86
11/24	W	&vs. Memphis State	71-61
12/4	W	SOUTHERN CALIFORNIA	70-61
12/6	L	at Oregon	93-77
12/8	L	at Oregon State	74-72
12/12	W	EASTERN WASHINGTON	63-53
12/15	L	TENNESSEE	81-70
12/21	W	at San Francisco State	66-52
12/27	W	#vs. Nevada	95-38
12/28	W	#vs. Cal Poly Pomona	95-60
1/3	W	at UC Davis	98-55
1/9	W	*at Pacific	91-37
1/11	W	*SANTA CLARA	70-25
1/12	W	HAWAI'I	96-53
1/16	W	*STANFORD	80-61
1/23	L	*at San Francisco	61-57
1/26	W	*FRESNO STATE	84-69
2/1	L	*at California	78-69
2/2	L	at Long Beach State	79-69
2/6	W	*at Santa Clara	79-52
2/8	W	WASHINGTON STATE	90-58
2/9	W	*PACIFIC	69-65
2/16	L	*at Stanford	66-59
2/21	W	*SAN FRANCISCO	70-59
2/23	W	*at Fresno State	73-52
2/29	W	*CALIFORNIA	77-70
3/6	L	+UCLA	81-66

! - Cal Poly Classic (San Luis Obispo, Calif.)  
 & - Plainview Queen's Tournament (Plainview, Texas)  
 # - New Year's Classic (Santa Clara, Calif.)  
 \* - Northern California Athletic Conference Game  
 + - First round of AIAW Regionals

**1980-81**  
**Head Coach Sharon Chatman**  
**(14-13, 8-4 NorCal)**

11/21	W	!UTAH STATE	88-66
11/22	L	!UCLA	78-63
11/25	L	at Texas	74-54
12/5	W	&vs. San Francisco State	103-69
12/6	W	&vs. Cal State Fullerton	93-87
12/14	W	CAL POLY	82-73
12/16	L	#vs. Oregon	81-61
12/17	L	#at Portland State	80-78
12/18	W	BYU	70-67
12/28	L	MONTCLAIR STATE	63-59
12/30	L	KANSAS	81-72
1/3	L	at Long Beach State	79-56
1/5	L	at USC	94-78
1/10	W	*at Stanford	75-61
1/15	W	*at Fresno State	75-55
1/17	W	*SAN FRANCISCO	53-51

1/20	W	*at Santa Clara	73-61
1/23	L	*CALIFORNIA	78-63
1/30	L	*at Pacific	59-51
2/3	W	SAN FRANCISCO STATE	69-65
2/7	W	*STANFORD	61-48
2/10	W	*at USF	75-53
2/13	W	*FRESNO STATE	74-44
2/17	W	*SANTA CLARA	81-58
2/20	L	*at California	83-66
2/27	L	*PACIFIC	85-71
3/12	L	+USC	91-57

! - Anheuser Busch Classic (San Jose, Calif.)  
 & - Santa Clara Tournament (Santa Clara, Calif.)  
 # - Portland State Tournament (Portland, Ore.)  
 \* - Northern California Athletic Conference Game  
 + - First round of AIAW Regionals



*Lamisha Augustine (2002-06) scored 1,226 points in her Spartan career and is ninth on the program's scoring list.*

*In 2005-06, Augustine set the San José State single-season blocks record with 58, which stood until Riana Byrd swatted 64 in 2012-13.*

*She still ranks third in career blocks (138), fourth in rebounds (700), sixth in field goals (490) and field goal attempts (1,312) as well as 10th in free throws made (231)*

*In 2005 and 2006 she earned first-team All-WAC honors.*

**1981-82**  
**Head Coach Sharon Chatman**  
**(15-12, 7-5 NorCal)**

11/20	W	!WEBER STATE	86-53
11/21	L	!TEXAS	69-56
11/28	W	at Cal Poly	82-56
11/29	W	at UC Santa Barbara	75-52
12/5	W	at Utah	66-57
12/6	W	at Cal Poly Pomona	74-73 (OT)
12/12	L	USC	88-72
12/13	L	LONG BEACH STATE	75-54
12/19	L	at Arizona State	71-58
12/20	L	at UNLV	80-71
12/22	W	CHICO STATE	85-56
12/30	L	OREGON STATE	80-79 (2OT)
1/6	W	HAWAI'I	86-63
1/7	W	at San Diego	60-39
1/9	L	at UC Irvine	46-42
1/14	W	*SANTA CLARA	80-64
1/16	W	*PACIFIC	89-57
1/23	W	*at Stanford	74-65
1/27	W	*at Fresno State	62-52
1/30	W	*SAN FRANCISCO	62-49
2/6	L	*at California	75-64
2/10	L	*at Santa Clara	66-64
2/13	L	*at Pacific	72-61
2/20	L	*STANFORD	85-72
2/24	W	*at San Francisco	48-40
2/27	L	*FRESNO STATE	53-48
3/6	W	*CALIFORNIA	65-56

1/7	W	at San Diego	60-39
1/9	L	at UC Irvine	46-42
1/14	W	*SANTA CLARA	80-64
1/16	W	*PACIFIC	89-57
1/23	W	*at Stanford	74-65
1/27	W	*at Fresno State	62-52
1/30	W	*SAN FRANCISCO	62-49
2/6	L	*at California	75-64
2/10	L	*at Santa Clara	66-64
2/13	L	*at Pacific	72-61
2/20	L	*STANFORD	85-72
2/24	W	*at San Francisco	48-40
2/27	L	*FRESNO STATE	53-48
3/6	W	*CALIFORNIA	65-56

! - Anheuser Busch Classic (San Jose, Calif.)  
 \* - Northern California Athletic Conference Game

**1982-83**  
**Head Coach Sharon Chatman**  
**(17-9, 8-6 NorPac)**

11/18	W	!vs. UC Santa Barbara	81-58
11/19	L	!vs. Arizona State	59-58
11/20	W	!at Cal Poly	74-55
12/2	W	&UC SANTA BARBARA	70-62
12/3	L	&STANFORD	84-66
12/6	W	SAN DIEGO	98-55
12/8	W	at Stanford	68-66
12/10	W	#vs. Weber State	85-77
12/11	L	#at Long Beach State	89-63
12/19	W	^vs. Utah	69-57
12/20	W	^vs. Cal State Fullerton	63-59
12/21	W	^vs. Houston	71-68
1/4	W	*at San Francisco	81-66
1/6	L	*PACIFIC	70-68
1/11	W	*at Fresno State	55-54
1/17	W	*SANTA CLARA	60-55
1/20	W	*at Washington State	67-63
1/22	L	*at Washington	67-63

1/27	L	*at California	73-58
2/3	L	*OREGON	66-64
2/5	W	*OREGON STATE	69-56
2/10	L	*at Pacific	78-74
2/12	W	*FRESNO STATE	80-73
2/15	W	*at Santa Clara	66-59
2/18	W	*SAN FRANCISCO	66-65
2/26	L	*CALIFORNIA	82-73

! - Cal Poly Tournament (San Luis Obispo, Calif.)  
 & - Anheuser Busch Classic (San Jose, Calif.)  
 # - Long Beach Classic (Long Beach, Calif.)  
 ^ - UC Irvine Tournament (Irvine, Calif.)  
 \* - Northern Pacific Athletic Conference Game

**1983-84**

**Head Coach Sharon Chatman  
 (9-17, 5-9 NorPac)**

11/17	W	!vs. UC Davis	78-49
11/18	L	!vs. Oregon	75-65
11/19	W	!vs. UC Santa Barbara	93-57
11/23	L	STANFORD	73-72
11/29	W	SONOMA STATE	84-55
2/2	W	&NEVADA	90-86
12/3	L	&MONTANA STATE	71-69
12/9	L	HOUSTON	72-48
12/10	L	at UNLV	65-47
12/21	L	at San Francisco State	86-81
1/5	L	#vs. Colorado State	68-55
1/12	L	*FRESNO STATE	52-46
1/14	W	*SAN FRANCISCO	73-49
1/18	W	*at Santa Clara	64-61
1/23	W	*at Pacific	79-68
1/26	L	*WASHINGTON	89-71
1/28	W	*WASHINGTON STATE	78-69
2/1	L	*CALIFORNIA	95-68
2/9	L	*at Oregon State	89-71
2/11	L	*at Oregon	66-58
2/16	L	*PACIFIC	73-70
2/17	L	*at Fresno State	91-87
2/21	W	*SANTA CLARA	73-72
2/24	L	*at San Francisco	82-68
2/26	L	LONG BEACH STATE	87-45
3/2	L	*at California	92-81

! - Cal Poly Tournament (San Luis Obispo, Calif.)  
 & - Anheuser Busch Classic (San Jose, Calif.)  
 # - Montana Classic (Bozeman, Mont.)  
 \* - Northern Pacific Athletic Conference Game



*Rhoda Chew set the San José State single-game record for rebounds when she ripped down 21 against Santa Clara in the 1983-84 season. She equaled the mark the next year against Pacific. In the 1982-83 season she blocked a single-game record seven shots against Washington State.*

*In single-season records she ranks first in rebounds and rebounds per game (329 and 12.7 per game in 1983-84). Her .509 (1982-83) and .508 (1984-85) shooting percentages are sixth and seventh on the program's single-season list. She appears on the single-season blocked shots list three times No. 6 (51 in 1984-85), No. 7 (49 in 1982-83) and No. 10 (37 in 1983-84).*

*For her career, Chew (1982-85) is the ninth leading scorer (1,188 points) in Spartan history. She ranks second in rebounding (946) and blocked shots (148), sixth in field goal percentage (.486), seventh in field goals made (484) and ninth in free throw attempts (366).*

**1984-85**

**Head Coach Sharon Chatman  
 (9-17, 3-9 NorPac)**

11/15	W	!vs. UC Santa Barbara	79-61
11/16	L	!vs. UC Irvine	58-48
11/27	L	at Stanford	75-72
11/30	L	&UTEP	75-73
12/1	L	&IOWA	67-45
12/6	W	CAL STATE HAYWARD	90-62
12/8	W	PACIFIC	83-74
12/11	W	SAN FRANCISCO STATE	96-69
12/21	L	at San Diego State	97-67
12/27	W	#vs. Idaho State	97-72
12/28	L	#vs. Cal State Fullerton	76-55
12/29	L	#at UC Irvine	88-84 (OT)
1/2	L	at Long Beach State	99-76

1/8	W	SAINT MARY'S	83-80
1/12	W	*SAN FRANCISCO	84-58
1/17	L	*at Santa Clara	62-60
1/18	L	*at Fresno State	73-63
1/24	L	*at Washington	97-66
1/26	L	*at Washington State	82-69
2/1	W	*OREGON	68-62
2/2	L	*OREGON STATE	83-52
2/8	L	*at California	90-81
2/9	L	*at San Francisco	78-67
2/15	W	*SANTA CLARA	62-56
2/23	L	*FRESNO STATE	83-56
3/1	L	*CALIFORNIA	97-81

! - Cal Poly Tournament (San Luis Obispo, Calif.)

&amp; - Anheuser Busch Classic (San Jose, Calif.)

# - UC Irvine Holiday Classic (Irvine, Calif.)

\* - Northern Pacific Athletic Conference Game

**1985-86****Head Coach Sharon Chatman  
(6-20, 1-11 NorPac)**

11/22	L	!ARIZONA	81-64
11/23	L	!HAWAII	94-65
11/29	L	CAL POLY	67-63
12/6	L	&vs. New Orleans	69-50
12/7	W	&vs. Jackson State	75-72
12/10	L	at Pacific	71-70
12/13	L	UNLV	74-33
12/31	L	at Santa Clara	60-45
1/1	W	MONTANA	67-60
1/3	L	#vs. Sacramento State	79-69
1/4	W	#vs. Army	79-58
1/8	W	at Saint Mary's	70-67
1/11	W	at Cal State Hayward	71-53
1/17	L	*at Oregon State	80-53
1/18	L	*at Oregon	77-64
1/25	L	*FRESNO STATE	92-50
1/30	L	*at Washington State	84-72
2/1	L	at Washington	77-44
2/7	L	**at California	64-53
2/14	L	*OREGON	81-59
2/15	W	*OREGON STATE	88-78
2/21	L	*at Fresno State	81-65
2/26	L	U.S. INTERNATIONAL	89-86
2/28	L	*WASHINGTON	87-53
3/1	L	*WASHINGTON STATE	75-74
3/1	L	*CALIFORNIA	77-63

! - Anheuser Busch Classic (San Jose, Calif.)

&amp; - Dial Classic (San Diego, Calif.)

# - Cal Poly Tournament (San Luis Obispo, Calif.)

\* - Northern Pacific Athletic Conference Game

**1986-87****Head Coach Tina Krah  
(3-23, 1-17 PCAA)**

11/29	W	at Sacramento State	61-58
12/5	L	!GEORGE MASON	67-60
12/6	L	!IDAHO	72-60
12/11	L	SANTA CLARA	74-49
12/13	L	at Stanford	94-43
12/20	L	at San Francisco	76-48
12/30	W	CAL STATE HAYWARD	59-53
1/2	L	*at Fresno State	107-68
1/3	L	*at UC Santa Barbara	71-49
1/8	L	*PACIFIC	70-55
1/10	W	*UC SANTA BARBARA	72-61
1/15	L	*UNLV	72-42
1/19	L	CALIFORNIA	92-58
1/22	L	*at Long Beach State	120-53
1/24	L	*at UC Irvine	73-49
1/29	L	*CAL STATE FULLERTON	92-54
1/31	L	*SAN DIEGO STATE	64-60
2/5	L	*at Pacific	68-57
2/7	L	*UC IRVINE	76-61
2/12	L	*HAWAII	68-45
2/14	L	*HAWAII	79-58
2/16	L	*LONG BEACH STATE	149-69
2/19	L	*FRESNO STATE	97-60
2/21	L	*at Cal State Fullerton	88-59
2/26	L	*at UNLV	88-41
2/28	L	*at San Diego State	97-56

! - Anheuser Busch Classic (San Jose, Calif.)

\* - Pacific Coast Athletic Association Game

**1987-88****Head Coach Tina Krah  
(1-26, 0-18 PCAA)**

12/1	L	at California	84-65
12/4	L	TOWSON STATE	70-60
12/7	L	WASHINGTON	77-38
12/9	L	at Nevada	72-54
12/12	W	SACRAMENTO STATE	65-61
12/14	L	at Santa Clara	71-31
12/29	L	!DUKE	86-47
12/30	L	!SAN FRANCISCO	59-57
1/2	L	*at Hawaii'i	90-55
1/4	L	*at Hawaii'i	73-43
1/7	L	*at Long Beach State	96-33
1/9	L	*at UNLV	87-40
1/14	L	*CAL STATE FULLERTON	68-52
1/16	L	*SAN DIEGO STATE	95-59
1/21	L	*at Pacific	49-46
1/23	L	*STANFORD	55-33
1/25	L	*FRESNO STATE	63-43
1/28	L	*UC SANTA BARBARA	69-54
1/30	L	*UC IRVINE	84-59

2/4	L	*UNLV	113-42
2/6	L	*LONG BEACH STATE	82-51
2/11	L	*at San Diego State	96-54
2/13	L	*at Cal State Fullerton	74-56
2/20	L	*PACIFIC	65-55
2/25	L	*UC IRVINE	97-57
2/27	L	*at UC Santa Barbara	58-56
3/5	L	*at Fresno State	91-55

! - Anheuser Busch Classic (San Jose, Calif.)

\* - Pacific Coast Athletic Association Game

**1988-89****Head Coach Tina Krah  
(4-23, 1-17 Big West)**

11/27	L	WISCONSIN	72-67
12/2	L	!vs. Utah	90-45
12/3	L	!vs. SW Missouri State	75-60
12/6	W	at San Francisco	61-47
12/9	L	CALIFORNIA	67-62
12/15	L	SAINT MARY'S	91-65
12/17	L	FRESNO STATE	80-49
12/20	W	SANTA CLARA	66-62 (OT)
12/29	L	&CENTRAL MICHIGAN	70-51
12/30	W	&SAN FRANCISCO	66-49
1/5	L	*UNLV	79-54
1/7	L	*LONG BEACH STATE	113-72
1/12	L	*at San Diego State	77-64
1/14	L	*at Cal State Fullerton	78-51
1/21	L	*PACIFIC	59-54
1/26	L	*at UC Irvine	63-53
1/28	L	*at UC Santa Barbara	49-43
2/2	L	*at Long Beach State	111-59
2/4	L	*at UNLV	91-60
2/9	L	*CAL STATE FULLERTON	75-56
2/11	L	*SAN DIEGO STATE	84-52
2/14	L	*HAWAII	77-66
2/16	L	*HAWAII	78-58
2/20	L	*at Fresno State	86-56
2/23	W	*UC SANTA BARBARA	63-61
2/25	L	*UC IRVINE	55-34
3/2	L	*at Pacific	67-60

! - Lady Ute Classic (Salt Lake City, Utah)

&amp; - Anheuser Busch Classic (San Jose, Calif.)

\* - Big West Conference Game

**1989-90****Head Coach Tina Krah  
(5-24, 2-16 Big West)**

11/24	L	UTAH	78-59
11/26	L	at California	77-49
12/1	L	!vs. Oregon State	72-62
12/2	W	!vs. Southern Utah State	73-68
12/5	L	at Saint Mary's	94-70

12/8	L	at Portland	78-69
12/10	L	at Portland State	76-64
12/28	W	& SANTA CLARA	75-55
12/29	L	& MIAMI, OHIO	76-52
1/2	L	*CAL STATE FULLERTON	61-48
1/7	L	*at Hawai'i	86-50
1/8	L	*at Hawai'i	94-62
1/11	W	*UC IRVINE	70-51
1/13	L	*UC SANTA BARBARA	72-61
1/18	L	*FRESNO STATE	72-57
1/20	L	*SAN DIEGO STATE	84-74
1/25	L	*at Long Beach State	93-53
1/27	L	*at UNLV	76-46
2/3	L	*PACIFIC	71-58
2/8	L	*at UC Santa Barbara	55-49
2/10	W	*at UC Irvine	58-52
2/17	L	*at Fresno State	94-66
2/19	L	*at Pacific	70-56
2/22	L	*UNLV	86-59
2/24	L	*LONG BEACH STATE	93-71
3/1	L	*at San Diego State	66-42
3/3	L	*at Cal State Fullerton	63-54
3/7	W	+vs. San Diego State	81-59
3/8	L	+vs. UNLV	102-67

! – USF Tournament (San Francisco, Calif.)  
 & - Anheuser Busch Classic (San Jose, Calif.)  
 \* - Big West Conference Game  
 + - Big West Conference Tournament (Long Beach, Calif.)

**1990-91**  
**Head Coach Tina Krahn**  
**(2-25, 0-18 Big West)**

11/25	W	NORTHEASTERN ILLINOIS	71-69
11/28	L	SAINT MARY'S	79-46
12/4	L	at San Francisco	78-54
12/7	L	!vs. San Diego	90-66
12/8	L	!vs. Idaho State	54-41
12/11	L	at Santa Clara	72-45
12/28	L	& PORTLAND STATE	80-71
12/29	L	& SAN FRANCISCO	69-64
1/2	W	COLUMBIA	70-64
1/4	L	*NEW MEXICO STATE	95-66
1/7	L	*at Cal State Fullerton	95-46
1/9	L	*at UNLV	84-55
1/12	L	*UC SANTA BARBARA	97-62
1/14	L	*UC IRVINE	63-47
1/16	L	*PACIFIC	73-49
1/19	L	*at Fresno State	98-67
1/22	L	*HAWAII	67-55
1/23	L	*HAWAII	71-45
1/28	L	*LONG BEACH STATE	110-56
1/31	L	*UNLV	79-46
2/2	L	*CAL STATE FULLERTON	72-52
2/7	L	*at UC Santa Barbara	90-69

2/9	L	*at UC Irvine	70-54
2/13	L	*FRESNO STATE	75-60
2/23	L	*at Pacific	72-54
2/28	L	*at New Mexico State	104-63
3/2	L	*at Long Beach State	73-53

! – Oregon State Classic (Corvallis, Ore.)  
 & - Anheuser Busch Classic (San Jose, Calif.)  
 \* - Big West Conference Game

**1991-92**  
**Head Coach Tina Krahn**  
**(2-25, 1-17 Big West)**

11/24	L	SANTA CLARA	80-50
11/26	L	at Sacramento State	60-51
11/30	L	at California	77-64
12/6	L	at St. Mary's	63-56
12/13	L	!vs. Middle Tennessee State	88-54
12/14	W	!vs. Cal State Stanislaus	81-59
12/28	L	& DRAKE	77-67
12/29	L	& SMU	60-51
1/5	L	*at Fresno State	74-66
1/8	L	SAN FRANCISCO	74-63
1/18	L	*UC SANTA BARBARA	81-62
1/23	L	*at New Mexico State	94-74
1/25	L	*at UNLV	95-55
1/30	L	*CAL STATE FULLERTON	83-76
2/1	W	*UC IRVINE	78-64
2/4	L	*PACIFIC	65-60
2/7	L	*at Hawai'i	99-80
2/9	L	*at Hawai'i	76-63
2/13	L	*at UC Santa Barbara	102-75
2/15	L	*at Long Beach State	91-65
2/20	L	*UNLV	72-60
2/22	L	*NEW MEXICO STATE	102-81
2/27	L	*at UC Irvine	72-68
2/29	L	*at Cal State Fullerton	87-75
3/3	L	*at Pacific	78-46
3/5	L	*FRESNO STATE	72-65
3/8	L	*LONG BEACH STATE	83-51

! – USF Classic (San Francisco, Calif.)  
 & - Calistoga Classic (San Jose, Calif.)  
 \* - Big West Conference Game

**1992-93**  
**Head Coach Karen Smith**  
**(5-21, 4-14 Big West)**

12/1	L	SACRAMENTO STATE	74-56
12/4	L	!vs. Southern Utah	64-63
12/5	W	!vs. Northern Arizona	62-50
12/10	L	at San Francisco	57-41
12/20	L	NORTHWESTERN STATE	84-62
12/28	L	& IDAHO	74-58
12/29	L	& CAL STATE FULLERTON	76-75
1/4	W	*NEVADA	55-49

1/7	L	SAINT MARY'S	60-55
1/9	L	*at Pacific	57-45
1/14	W	*at UC Irvine	85-75
1/16	L	*at UC Santa Barbara	77-49
1/21	L	*NEW MEXICO STATE	71-56
1/23	L	*UNLV	84-69
1/28	L	*at Cal State Fullerton	88-60
2/6	L	*HAWAII	79-66
2/7	L	*HAWAII	91-54
2/11	L	*UC SANTA BARBARA	88-60
2/13	L	*LONG BEACH STATE	59-58
2/18	L	*at UNLV	95-52
2/20	L	*at New Mexico State	80-72
2/25	W	*UC IRVINE	80-62
2/27	W	*CAL STATE FULLERTON	85-68
3/1	L	*PACIFIC	69-51
3/4	L	*at Nevada	76-63
3/6	L	*at Long Beach State	87-73

! – Saint Mary's Classic (Moraga, Calif.)  
 & - Calistoga Classic (San Jose, Calif.)  
 \* - Big West Conference Game

**1993-94**  
**Head Coach Karen Smith**  
**(14-13, 9-9 Big West)**

11/30	W	FRESNO STATE	70-64
12/1	L	SANTA CLARA (SJ Arena)	81-54
12/8	W	SAN FRANCISCO	62-49
12/10	L	at Sacramento State	111-100 (OT)
12/20	L	at Saint Mary's	79-62
12/29	W	at Loyola Marymount	73-68
12/30	W	at Cal State Northridge	73-62
1/5	W	CORNELL	65-48
1/8	L	*at Pacific	72-70
1/13	W	*LONG BEACH STATE	73-71
1/15	L	*UC SANTA BARBARA	81-68
1/17	W	*NEVADA	79-43
1/20	L	*at New Mexico State	91-68
1/22	L	*at UNLV	84-59
1/27	W	*at Nevada	78-51
1/29	W	*PACIFIC	74-63
2/3	W	*UC IRVINE	79-67
2/5	W	*CAL STATE FULLERTON	75-66
2/11	L	*at UC Santa Barbara	75-68
2/13	L	*at Long Beach State	82-66
2/17	W	*UNLV	78-70
2/19	L	*NEW MEXICO STATE	91-84 (2OT)
2/24	W	*at Cal State Fullerton	89-71
2/26	W	*at UC Irvine	69-66
3/4	L	*at Hawai'i	88-52
3/6	L	*at Hawai'i	95-45
3/9	L	+vs. New Mexico State	85-57

\* - Big West Conference Game  
 + - Big West Conference Tournament (Las Vegas, Nev.)

**1994-95****Head Coach Karen Smith  
(4-24, 2-16 Big West)**

11/25	L	!vs. Oregon State	80-54
11/26	W	!vs. Idaho	75-66 OT
12/3	L	at California	95-57
12/9	L	WEBER STATE	62-48
12/16	L	&vs. Boise State	57-53
12/17	L	&vs. Georgia State	70-41
12/19	L	at San Francisco	88-59
12/27	L	at Santa Clara	79-58
12/28	W	CAL STATE NORTHRIDGE	90-65
1/3	W	*NEVADA	59-54
1/5	L	*PACIFIC	64-51
1/8	L	*at UC Santa Barbara	74-63
1/10	L	*at Long Beach State	70-58
1/13	L	*UC IRVINE	64-43
1/15	L	*CAL STATE FULLERTON	84-79
1/20	L	*at UNLV	75-59
1/22	L	*at New Mexico State	81-40
1/27	W	*HAWAI'I	59-57
2/3	L	*LONG BEACH STATE	64-59
2/5	L	*UC SANTA BARBARA	69-66
2/10	L	*at Cal State Fullerton	70-57
2/12	L	*at UC Irvine	71-61
2/17	L	*NEW MEXICO STATE	66-61
2/19	L	*UNLV	86-56
2/26	L	*at Hawai'i	72-62
3/2	L	*at Pacific	58-57
3/4	L	*at Nevada	74-73
3/7	L	+vs. Cal State Fullerton	91-73

! – Best of the West Tournament (Portland, Ore.)

&amp; - Oakland Tribune Classic (Berkeley, Calif.)

\* - Big West Conference Game

+ - Big West Conference Tournament (Las Vegas, Nev.)

**1995-96****Head Coach Karen Smith  
(8-19, 3-15 Big West)**

11/29	L	at Fresno State	74-66
12/1	L	SANTA CLARA (SJ Arena)	77-42
12/8	W	!vs. Sacramento State	85-68
12/9	W	!vs. Idaho	68-65
12/17	L	SAN FRANCISCO	80-49
12/20	L	STEPHEN F. AUSTIN	67-47
12/28	W	SACRAMENTO STATE	77-71
12/30	W	MONTANA STATE	77-75
1/2	W	*UNLV	78-66
1/4	L	*NEW MEXICO STATE	58-49
1/7	L	*at Hawai'i	96-52
1/12	L	*at Pacific	79-70
1/15	L	*at Nevada	68-58
1/19	L	*UC SANTA BARBARA	85-43
1/21	L	*LONG BEACH STATE	91-81



*Karen Mason (1978-81) is one of the Spartans first women's basketball superstars. She holds the program's career records for points (1,760), field goals made (735) and field goal attempts (1,686).*

*Mason ranks third in free throws made (290), fourth in free throw attempts (467), fifth in steals (204), eighth in games played (111) and 10th in rebounds (562).*

*Her name appears twice in the top-10 of single-season scoring (No. 7 - 517 in 1980-81 and No. 8 - 503 in 1979-80), field goals made (No. 3 - 212 in 1979-80) and No. 5 - 210 in 1980-81) and field goal attempts (No. 4 - 495 in 1979-80 and No. 7 - in 1980-81).*

*A two-time first team All-NorPac selection, she earned All-American honors after the 1980-81 season. On October 26, 2001 Karen Mason was inducted into the San José State Sports Hall of Fame.*

1/26	L	*at UC Irvine	76-69
1/28	W	*at Cal State Fullerton	68-66
1/31	L	*HAWAII	62-39
2/4	W	CAL POLY	85-61
2/9	L	*PACIFIC	78-64
2/11	L	*NEVADA	81-62
2/16	L	*at Long Beach State	89-87 OT
2/18	L	*at UC Santa Barbara	76-42
2/23	L	*CAL STATE FULLERTON	84-55
2/25	W	*UC IRVINE	61-57
2/29	L	*at New Mexico State	86-54
3/6	L	*at UNLV	80-73

! – Best Western-Vandal Tournament (Moscow, Idaho)  
\* - Big West Conference Game

**1996-97**

**Head Coach Karen Smith  
(10-18, 5-11 WAC)**

11/24	L	NORTHERN ARIZONA	64-56
11/27	W	NEVADA	79-54
12/1	L	SANTA CLARA (SJ Arena)	82-62
12/3	L	at Sacramento State	71-55
12/6	L	!vs. Arizona	90-55
12/8	L	!vs. Southern Illinois	78-55
12/14	W	CAL STATE NORTHRIDGE	63-59
12/20	W	at Cal Poly	72-57
12/22	L	GEORGIA TECH	68-53
12/28	W	ARIZONA STATE	62-57
1/2	L	*SAN DIEGO STATE	82-37
1/4	L	*HAWAII	84-57
1/7	W	PACIFIC	63-60
1/11	L	*FRESNO STATE	64-62
1/16	W	*at Air Force	78-62
1/18	L	*at UNLV	66-60
1/23	L	WYOMING	74-51
1/25	L	COLORADO STATE	88-62
1/30	L	*at Hawai'i	69-51
2/1	L	*at San Diego State	92-47
2/6	W	*at Fresno State	65-58
2/8	W	*TULSA	74-67
2/13	W	*UNLV	70-60
2/15	W	*AIR FORCE	85-52
2/20	L	*at Colorado State	80-55
2/22	L	*at Wyoming	86-53
2/28	L	*at Tulsa	76-68
3/3	L	+vs. SMU	76-52

! – Copper Bowl Classic (Tucson, Ariz.)  
\* - Western Athletic Conference Game  
+ - WAC Tournament (Las Vegas, Nev.)

**1997-98**

**Head Coach Karen Smith  
(6-21, 2-12 WAC)**

11/16	L	BAYLOR	75-61
11/21	L	VALPARAISO	62-54
11/24	W	IDAHO	79-66
11/29	W	SACRAMENTO STATE	76-68
12/2	L	Santa Clara (SJ Arena)	90-51
12/5	L	at UC Irvine	58-41
12/7	L	at San Diego	81-64



*Natalie St. Mary (1983) played one spectacular season for the Spartans. She set the San José State single-season record for field goal attempts (515) and field goals made (233). Her 540 points that year are still the fourth-most by a Spartan for a single year.*

12/14	W	TENNESSEE-MARTIN	61-60
12/19	W	CAL POLY	73-64
12/22	L	at Pacific	70-59
12/29	L	at Nevada	59-52

1/2	L	*at Hawai'i	86-56
1/4	L	*at San Diego State	68-55
1/8	L	*TCU	90-88 (OT)
1/10	L	*SMU	55-54
1/15	L	*at Rice	87-59
1/18	L	*at Tulsa	72-62
1/22	L	COLORADO STATE	70-56
1/24	L	*at Fresno State	81-66
1/29	L	*SAN DIEGO STATE	77-49
1/31	L	*HAWAII	80-69
2/5	L	*at SMU	66-46
2/7	W	*at TCU	91-86
2/12	W	*TULSA	57-51
2/14	L	*RICE	70-57
2/18	L	*FRESNO STATE	67-51
2/21	L	at Colorado State	108-56

\* - Western Athletic Conference Game

**1998-99**

**Head Coach Karen Smith  
(2-25, 0-14 WAC)**

11/16	W	CAL POLY	71-61
11/21	L	!vs. Navy	76-48
11/22	L	!vs. Sacramento State	76-63
11/27	L	&vs. Morgan State	46-39
11/28	W	&vs. Colgate	51-35
12/1	L	SANTA CLARA (SJ Arena)	78-45
12/5	L	#vs. Northern Arizona	59-43
12/6	L	#vs. Idaho	74-59
12/12	L	CAL STATE FULLERTON	65-51
12/19	L	PACIFIC	75-38
12/21	L	CORNELL	75-54
12/30	L	at Arizona State	83-46
1/4	L	AIR FORCE	57-54
1/9	L	*at Fresno State	76-48
1/14	L	*at UTEP	65-47
1/16	L	*at New Mexico	66-43
1/21	L	*UTAH	74-50
1/23	L	*BRIGHAM YOUNG	81-38
1/28	L	*at San Diego State	89-59
1/30	L	*at Hawai'i	87-44
2/6	L	*FRESNO STATE	60-54
2/11	L	*NEW MEXICO	58-49
2/13	L	*UTEP	63-48
2/18	L	*at Utah	76-26
2/20	L	*at Brigham Young	74-48
2/25	L	*HAWAII	70-43
2/27	L	*SAN DIEGO STATE	78-46

! - Danka Classic (Reno, Nev.)  
& - Holiday Inn Thanksgiving Classic (Moraga, Calif.)  
# - Idaho Classic (Moscow, Idaho)  
\* - Western Athletic Conference Game



**1999-2000**

**Head Coach Janice Richard  
(3-24, 1-13 WAC)**

11/19	L	NEVADA	65-58
11/21	L	GONZAGA	82-65
11/23	W	SONOMA STATE	68-62
11/28	L	LAMAR	75-58
12/1	L	Santa Clara	79-51
12/4	L	SAN DIEGO	60-51
12/7	W	at Sacramento State	62-60
12/11	L	at Cal Poly	76-64
12/19	L	!vs. Northern Arizona	65-52
12/20	L	!vs. Mississippi	77-43
1/2	L	at Cal State Fullerton	86-77
1/7	L	at Pacific	77-50
1/13	L	*at TCU	84-42
1/15	L	*at SMU	80-42
1/20	L	*TULSA	71-55
1/22	L	*RICE	86-62
1/29	L	*HAWAI'I	73-57
2/3	L	*at Fresno State	84-66
2/5	L	*at UTEP	76-53
2/10	L	*SMU	71-44
2/12	L	*TCU	66-51
2/17	L	*at Rice	83-37
2/19	L	*at Tulsa	66-37
2/26	L	*at Hawai'i	69-42
2/29	W	*UTEP	73-68
3/2	L	*FRESNO STATE	71-65
3/8	L	+vs. SMU	99-56

! - Hilton Garden Inn Classic (Flagstaff, Ariz.)

\* - Western Athletic Conference Game

+ - WAC Tournament (Fresno, Calif.)

**2000-01**

**Head Coach Janice Richard  
(13-16, 4-12 WAC)**

11/18	W	SACRAMENTO STATE	71-59
11/20	L	at Saint Mary's	81-68
11/26	W	UC DAVIS	68-59
11/29	L	SANTA CLARA	85-68
12/2	W	at Weber State	71-64
12/6	W	SAN DIEGO STATE	59-54
12/7	W	SOUTHERN UTAH	75-60
12/12	W	MONTANA STATE	53-50
12/21	W	CAL STATE FULLERTON	86-61
12/28	L	CALIFORNIA	66-64
12/30	W	LONG ISLAND	90-87
1/2	L	*UTEP	69-66
1/5	L	*SMU	74-57
1/7	L	*TCU	72-63
1/12	L	*at UTEP	86-76 2 OT
1/14	W	*at Tulsa	60-54
1/21	W	*at Hawai'i	74-72

1/26	L	*RICE	77-67
1/28	L	*TULSA	82-80
2/2	L	*at Nevada	86-57
2/4	L	*at Fresno State	83-62
2/9	W	*NEVADA	78-75
2/11	W	*FRESNO STATE	73-59
2/16	L	*at Rice	69-56
2/18	L	*at SMU	80-71
2/23	L	*HAWAI'I	91-61
2/27	L	*at TCU	66-54
3/6	W	+vs. UTEP	66-55
3/7	L	+vs. TCU	74-53

\* - Western Athletic Conference Game  
+ - WAC Tournament (Tulsa, Okla.)



*Lora Alexander (1989-90) scored 1,019 points in just two seasons.*

*She holds the program's highest career scoring average (18.2 points per game) and is the only player in San José State women's basketball history to score 20 points and grab 20 rebounds in a game (27 points, 20 rebounds vs. UC Santa Barbara, 2/23/89).*

*Alexander set the single-game mark for free throw attempts with 18 vs. Long Beach State (1/17/89).*

**2001-02**

**Head Coach Janice Richard  
(17-11, 12-6 WAC)**

11/20	W	at Cal State Fullerton	66-54
11/25	W	IDAHO	61-44
11/27	L	at Santa Clara	73-58
11/30	W	at Sacramento State	82-57
12/2	L	SAINT MARY'S	93-73
12/6	W	at San Diego State	65-62
12/8	L	at San Diego	73-63
12/20	L	WEBER STATE	75-55
12/22	W	PACIFIC	78-75
12/28	W	*at UTEP	73-48
12/30	W	*at Boise State	85-74 OT
1/5	L	*at Hawai'i	81-67
1/10	L	*LOUISIANA TECH	79-49
1/13	W	*SMU	61-54
1/17	W	*at Tulsa	75-73
1/19	L	*at Rice	78-62
1/24	W	*FRESNO STATE	77-62
1/26	W	*NEVADA	78-60
2/2	L	*HAWAI'I	66-57
2/7	L	*at SMU	92-87
2/9	L	*at Louisiana Tech	87-47
2/14	W	*RICE	67-64
2/16	W	*TULSA	63-60
2/19	W	*at Nevada	71-52
2/23	W	*at Fresno State	65-48
2/28	W	*BOISE STATE	64-53
3/2	W	*UTEP	87-57
3/6	L	+vs. Tulsa	66-63

\* - Western Athletic Conference Game  
+ - WAC Tournament (Tulsa, Okla.)

**2002-03**

**Head Coach Janice Richard  
(13-15, 9-9 WAC)**

11/24	W	CAL STATE NORTHRIDGE	76-51
11/29	L	!vs. Baylor	76-46
11/30	L	!vs. Northern Illinois	78-72
12/4	W	OREGON STATE	59-47
12/7	L	at Gonzaga	65-54
12/9	L	at Idaho	73-57
12/19	W	LOYOLA-CHICAGO	85-66
12/21	W	at Southern Utah	84-68
12/30	L	SANTA CLARA	61-54
1/2	W	*BOISE STATE	69-64
1/4	W	*UTEP	83-60
1/9	L	*at Louisiana Tech	83-38
1/11	L	*at SMU	86-77
1/19	L	*at Hawai'i	54-40
1/23	W	*NEVADA	63-60

1/25	W	*FRESNO STATE	66-53
1/30	L	*at Tulsa	89-52
2/1	L	*at Rice	61-58
2/6	L	*SMU	61-58
2/8	L	*LOUISIANA TECH	66-59
2/16	W	*HAWAII	71-67
2/20	L	*at Fresno State	96-80
2/22	W	*at Nevada	77-52
2/27	L	*RICE	71-63
3/2	W	*TULSA	88-86 OT
3/6	W	*at UTEP	87-84 OT
3/8	W	*at Boise State	73-61
3/12	L	+vs. Fresno State	63-57

! – GranTree Thanksgiving Classic (Bozeman, Mont.)

\* - Western Athletic Conference Game

+ - WAC Tournament (Tulsa, Okla.)

**2003-04**

**Head Coach Janice Richard  
(16-13, 7-11 WAC)**

11/21	W	at Cal State Northridge	71-54
11/25	L	at California	90-67
12/2	W	SAN FRANCISCO	66-53
12/6	W	NEW MEXICO STATE	69-41
12/9	W	at Sacramento State	70-39
12/19	W	UC IRVINE	68-48
12/21	W	at Santa Clara	75-62
12/27	W	!Yale	71-53
12/28	W	!Marist	59-49
1/3	W	*at Nevada	70-63
1/5	L	*at Fresno State	81-39
1/8	W	*HAWAII	73-45
1/15	L	*LOUISIANA TECH	84-71
1/17	W	*SMU	64-59 OT
1/22	W	*at Boise State	76-70
1/24	L	*at UTEP	75-65
1/29	L	*TULSA	82-66
1/31	L	*RICE	74-60
2/6	W	*at Hawai'i	62-50
2/12	L	*at SMU	88-61
2/14	L	*at Louisiana Tech	82-51
2/19	L	*UTEP	51-44
2/21	W	*BOISE STATE	58-48
2/26	L	*at Rice	64-44
2/28	L	*at Tulsa	66-56
3/4	L	*FRESNO STATE	72-60
3/6	W	*NEVADA	81-78 2OT
3/9	W	+vs. Nevada	68-60
3/10	L	+vs. Rice	67-54

! – Doubletree Classic (New Orleans, La.)

\* - Western Athletic Conference Game

+ - WAC Tournament (Fresno, Calif.)

**2004-05**

**Head Coach Janice Richard  
(18-12, 10-8 WAC)**

11/19	W	SACRAMENTO STATE	59-66
11/23	W	at UC Irvine	54-52
11/26	L	HARVARD	75-61
12/2	W	at San Francisco	48-47
12/3	L	SANTA CLARA	75-74
12/7	W	UC DAVIS	70-58
12/11	W	at New Mexico State	54-43
12/19	L	!at Mississippi State	66-60
12/20	W	!vs. Grambling State	63-56
12/30	W	*NEVADA	76-63
1/1	L	*FRESNO STATE	79-63
1/4	W	at Portland State	69-60
1/8	W	*HAWAII	54-49 OT
1/13	L	*at Louisiana Tech	66-52
1/15	L	*at SMU	58-37
1/20	W	*BOISE STATE	64-47
1/22	W	*UTEP	66-51
1/27	W	*at Tulsa	61-53
1/29	W	*at Rice	63-52
2/5	W	*at Hawai'i	56-54
2/10	W	*SMU	63-62 OT
2/12	L	*LOUISIANA TECH	80-51
2/17	L	*at UTEP	66-63
2/19	L	*at Boise State	67-54

2/24	L	*RICE	77-64
2/26	W	*TULSA	79-70
3/3	L	*at Fresno State	73-64
3/5	W	*at Nevada	65-49
3/9	W	+vs. Tulsa	63-60
3/11	L	+vs. Rice	76-68

! – Mississippi State Classic (Starkville, Miss.)

\* - Western Athletic Conference Game

+ - WAC Tournament (Reno, Nev.)

**2005-06**

**Head Coach Janice Richard  
(13-15, 8-8 WAC)**

11/18	W	GONZAGA	69-61
11/21	L	at Cal State Northridge	76-62
11/29	W	PORTLAND STATE	68-62
12/3	L	!vs. Rutgers	76-64
12/4	L	!vs. Vermont	55-52
12/8	L	CALIFORNIA	78-57
12/10	W	COLORADO STATE	78-66
12/17	L	at Santa Clara	81-70
12/23	L	at Gonzaga	68-53
1/5	W	*at Utah State	63-51
1/7	W	*at Nevada	64-56
1/12	W	NORTH DAKOTA STATE	84-78
1/14	W	SOUTH DAKOTA STATE	64-51



*In 2011-12 Brittany Johnson set the Spartans single-season scoring mark with 603 points. She was a first-team All-WAC honoree and three times that year was named the conference Player of the Week.*

1/19	W	*BOISE STATE	63-57
1/21	W	*IDAHO	61-52
1/26	L	*at Louisiana Tech	74-51
1/28	L	*at New Mexico State	50-47
2/1	W	*at Boise State	69-64
2/4	L	*HAWAII	76-61
2/9	L	*at Idaho	80-62
2/11	L	*FRESNO STATE	63-41
2/16	L	*LOUISIANA TECH	78-48
2/18	W	*NEW MEXICO STATE	58-35
2/22	L	*at Fresno State	77-60
2/25	L	*at Hawai'i	57-49
3/2	W	*NEVADA	53-48
3/4	W	*UTAH STATE	70-49
3/8	L	+vs. Nevada	76-61

! - Hawkeye Challenge (Iowa City, Iowa)

\* - Western Athletic Conference Game

+ - WAC Tournament (Reno, Nev.)


**2006-07**

**Interim Head Coaches**

**Greg Lockridge & Derrick Allen**

**(5-27, 4-12 WAC)**

11/11	L	CAL STATE FULLERTON	69-52
11/17	L	CAL STATE NORTHRIDGE	66-63
11/20	L	at Cal Poly	71-59
11/24	L	!vs. Wisconsin-Milwaukee	66-63
11/25	L	!vs. Bradley	72-56
11/29	L	SAN FRANCISCO	53-48 OT
2/2	L	&vs. Arkansas State	90-71
12/3	L	&vs. Harvard	83-63
12/5	L	WASHINGTON STATE	72-61
12/9	L	at Colorado State	76-57
12/18	L	at North Dakota State	69-61
12/20	L	at South Dakota State	98-63
12/27	W	at Pacific	65-56
12/30	L	SANTA CLARA	71-59
1/4	L	*LOUISIANA TECH	65-52
1/6	L	*NEW MEXICO STATE	59-48
1/11	L	*at Fresno State	61-36
1/13	L	*at Nevada	74-47
1/18	L	*FRESNO STATE	%70-63
1/20	L	*at Utah State	58-50
1/25	W	*HAWAII	57-56
1/27	L	*at New Mexico State	79-53
2/1	L	*IDAHO	72-64
2/3	W	*UTAH STATE	65-57
2/8	L	*at Louisiana Tech	71-67
2/10	L	*at Boise State	82-59
2/17	L	*NEVADA	70-52
2/22	W	*BOISE STATE	68-60
2/24	L	*at Hawai'i	64-53
3/3	L	*at Idaho	69-66
3/6	W	+vs. Idaho	72-66



*Tatiana Taylor (2001-04) set the Spartans single-game record for field goal percentage when she hit on 11-of-13 shots (.846) against Boise State (1/22/04) and her .492 career shooting percentage is fourth-best in San José State history.*

*Her 1,165 career points are 12th most all-time and she ranks fifth in rebounds (692), seventh in free throw attempts (394), sixth made free throws (255) and ninth in field goals (455).*

3/7	L	+vs. Boise State	81-46	12/9	L	at San Francisco	74-51
! - SMU Hoops for the Cure Classic (Dallas, Texas)				12/16	L	at Washington State	78-72 OT
& - Contra Costa Times Classic (Berkeley, Calif.)				12/19	L	KANSAS	59-52
* - Western Athletic Conference Game				12/21	L	at Santa Clara	78-58
+ - WAC Tournament (Las Cruces, N.M..)				12/28	L	NORTHERN COLORADO	69-46
% - Result later changed to a forfeit by Fresno State				1/5	L	*at Utah State	68-58
				1/10	L	*at Nevada	72-51
				1/19	L	*HAWAII	70-54
				1/22	L	*at Fresno State	%81-63
				1/24	W	*IDAHO	53-46
				1/26	L	*FRESNO STATE	%83-65
				1/31	L	*BOISE STATE	78-51
				2/2	L	*at New Mexico State	71-60
				2/7	L	*NEVADA	78-62
				2/14	L	*UTAH STATE	61-60
				2/16	L	*at Louisiana Tech	70-54
				2/21	L	*NEW MEXICO STATE	81-65
				2/23	L	*at Hawai'i	61-47

**2007-08**

**Head Coach Pam DeCosta**

**(3-28, 1-15 WAC)**

11/10	L	at Oregon	67-32
11/13	L	CAL POLY	74-70
11/17	L	at Cal State Fullerton	80-68
11/20	L	PACIFIC	75-74 OT
11/23	L	LONG BEACH STATE	64-60
11/27	L	at Sacramento State	60-57
11/30	W	at Cal State Northridge	59-55
12/6	L	at CSU Bakersfield	89-66

2/28	L	*at Boise State	74-65
3/1	L	*at Idaho	77-66
3/8	L	*LOUISIANA TECH	78-64
3/11	W	+vs. Idaho	70-63
3/12	L	+vs. Fresno State	%87-76

\* - Western Athletic Conference Game  
 + - WAC Tournament (Las Cruces, N.M.)  
 % - Result later changed to a forfeit by Fresno State

**2008-09**

**Head Coach Pam DeCosta  
 (2-27, 1-15 WAC)**

11/15	L	OREGON	69-68
11/18	L	at Northern Colorado	101-63
11/21	L	at Long Beach State	83-59
11/23	L	SEATTLE	94-62
11/28	W	SACRAMENTO STATE	49-48
12/3	L	at Kansas	93-49
12/7	L	at Cal State Northridge	69-63
12/12	L	!CALIFORNIA	76-40

12/13	L	!CAL STATE BAKERSFIELD	78-59
12/21	L	at Pepperdine	75-46
12/28	L	&at Loyola Marymount	81-66
12/29	L	&vs. Stony Brook	56-38
1/3	L	SANTA CLARA	56-39
1/8	L	*IDAHO	66-47
1/10	W	*HAWAI'I	54-50
1/16	L	*at New Mexico State	68-51
1/18	L	*at Louisiana Tech	70-53
1/23	L	*UTAH STATE	64-54
1/25	L	*NEVADA	66-52
1/30	L	*at Fresno State	73-44
2/1	L	*at Nevada	61-50
2/6	L	*at Hawai'i	64-48
2/8	L	*FRESNO STATE	76-47
2/13	L	*at Boise State	58-53
2/15	L	*at Idaho	64-41
2/20	L	*LOUISIANA TECH	87-69
2/22	L	*NEW MEXICO STATE	64-50
2/27	L	*BOISE STATE	56-45
3/5	L	*at Utah State	62-51

3/10	L	+vs. Hawai'i	70-57
------	---	--------------	-------

! - Basketball By The Bay Classic (San Jose, Calif.)  
 & - Courtyard By Marriott Tournament (Los Angeles, Calif.)  
 \* - Western Athletic Conference Game  
 + - WAC Tournament (Reno, Nev.)

**2009-10**

**Head Coach Pam DeCosta  
 (6-23, 2-14 WAC)**

11/13	L	CAL STATE FULLERTON	79-77
11/17	L	PEPPERDINE	83-66
11/20	L	CAL STATE NORTHRIDGE	62-61
11/24	W	SAN FRANCISCO	63-51
11/27	L	lvs. Mississippi	78-33
11/28	L	lvs. Fordham	71-64
12/2	L	LOYOLA MARYMOUNT	66-47
12/6	L	DENVER	66-61
12/9	W	at California	68-66
12/18	W	at Sacramento State	84-81
12/22	L	at Colorado	86-50

Coaching Staff

The Spartans

2013-14 Review

Record Book



The 1978-79 Spartans featured three future San José State Hall of Fame players; Karen Mason (#13), Elinor Banks (#31) and Wanda Thompson (#25). The team was led by Hall of Fame coach Sharon Chatman and won a school record 24 games.

1/2	W	at Santa Clara	75-64
1/6	L	*NEVADA	64-56
1/9	L	*at Utah State	65-54
1/13	L	*LOUISIANA TECH	92-48
1/20	L	*at Boise State	75-53
1/23	W	*IDAHO	58-53
1/27	L	*at Hawai'i	63-59
1/30	L	*FRESNO STATE	68-31
2/3	L	*NEW MEXICO STATE	68-48
2/6	L	*at Nevada	72-48
2/11	L	*UTAH STATE	66-46
2/14	L	*at Louisiana Tech	81-66
2/17	W	*HAWAI'I	68-61
2/20	L	*BOISE STATE	80-62
2/24	L	*at Idaho	74-59
3/3	L	*at Fresno State	83-47
3/6	L	*at New Mexico State	62-35

! – FAU/Boca Ridge Hotel Tournament (Boca Raton, Fla.)

\* - Western Athletic Conference Game

**2010-11****Head Coach Pam DeCosta  
(2-27, 2-14 WAC)**

11/12	L	WEBER STATE	59-50
11/15	L	at San Francisco	71-59
11/19	L	at Pacific	70-57
11/21	L	at Cal State Fullerton	76-45
11/23	L	!at Alaska Anchorage	48-35
11/24	L	!vs. Washington	49-27
12/1	L	at Northern Arizona	67-53
12/5	L	UNLV	80-48
12/11	L	at Denver	64-27
12/18	L	CAL POLY	73-64
12/21	L	UC DAVIS	102-62
12/29	L	MOUNT SAINT MARY'S	72-69

1/2	L	SANTA CLARA	44-37
1/6	L	*LOUISIANA TECH	69-34
1/8	L	*NEW MEXICO STATE	52-46
1/13	L	*at Boise State	83-51
1/20	W	*IDAHO	63-61
1/22	W	*HAWAI'I	53-43
1/27	L	*at Fresno State	65-33
1/29	L	*at Utah State	72-57
2/2	L	*at Idaho	62-41
2/5	L	*NEVADA	66-47
2/10	L	*at Nevada	65-36
2/17	L	*at New Mexico State	54-29
2/19	L	*at Louisiana Tech	62-53
2/24	L	*at Hawai'i	55-53
2/26	L	*BOISE STATE	83-68
3/3	L	*FRESNO STATE	73-47
3/5	L	*UTAH STATE	75-39

! – Great Alaska Shootout (Anchorage, Alaska)

\* - Western Athletic Conference Game

**2011-12****Head Coach Tim La Kose  
(11-19, 6-8 WAC)**

11/13	L	SAN FRANCISCO	88-77
11/16	L	at UC Davis	80-60
11/19	L	at UNLV	78-41
11/23	L	EASTERN ILLINOIS	93-71
11/26	L	!vs. American	49-46
11/27	L	!at Cal Poly	71-55
12/1	W	NORTHERN ARIZONA	74-64
12/3	L	at Weber State	69-67
12/7	L	at Cal State Northridge	85-55
12/17	W	at Santa Clara	74-53
12/19	W	AIR FORCE	68-53
12/22	L	CAL STATE FULLERTON	81-65
12/31	L	BROWN	61-47
1/3	W	at Southern Utah	70-68
1/5	W	at Utah Valley	57-45
1/14	W	*HAWAI'I	83-67

1/19	W	*NEW MEXICO STATE	67-62
1/21	L	*LOUISIANA TECH	70-64
1/26	L	*at Fresno State	76-49
1/28	W	*at Nevada	86-79
2/2	L	*UTAH STATE	78-73
2/4	L	*IDAHO	67-63
2/11	W	*at Hawai'i	67-58
2/16	L	*at Louisiana Tech	73-68
2/18	L	*at New Mexico State	56-55
2/22	W	*NEVADA	70-63
2/25	W	*FRESNO STATE	62-61
3/1	L	*at Idaho	70-65
3/3	L	*at Utah State	84-71
3/7	L	+vs. Idaho	67-63

! – Cal Poly Thanksgiving Tournament (San Luis Obispo, Calif.)

\* - Western Athletic Conference Game

+ - WAC Tournament (Las Vegas, Nev.)

**2012-13****Head Coach Tim La Kose  
(11-19, 8-10 WAC)**

11/9	W	SAN FRANCISCO STATE	70-51
11/15	W	UTAH VALLEY	81-72
11/17	L	at Evansville	74-65
11/19	L	at Eastern Illinois	88-67
11/25	L	at San Diego	91-52
12/1	W	CAL STATE NORTHRIDGE	73-63
12/3	L	PACIFIC	74-60
12/8	L	SOUTHERN UTAH	93-82
12/12	L	SANTA CLARA	62-47
12/15	L	at San Francisco	92-64
12/22	L	at Cal State Fullerton	60-59
12/29	W	*TEXAS STATE	98-96
12/31	L	*UTSA	57-54
1/3	L	*at Idaho	82-65

1/5	L	*at Seattle U.	72-60
1/12	W	*UTAH STATE	103-80
1/17	W	*DENVER	68-67
1/19	W	*NEW MEXICO STATE	51-50
1/24	L	*at Louisiana Tech	94-80
1/26	W	*at UT Arlington	78-70
1/31	W	*SEATTLE U.	74-65
2/2	L	*IDAHO	83-66
2/9	L	*at Utah State	87-54
2/14	L	*at New Mexico State	90-70
2/16	L	*at Denver	83-68
2/28	W	*UT ARLINGTON	71-49
3/2	W	*LOUISIANA TECH	60-58
3/7	L	*at UTSA	64-60
3/9	L	*at Texas State	100-67
3/13	L	+vs. Idaho	57-55

\* - Western Athletic Conference Game

+ - WAC Tournament (Las Vegas, Nev.)

**2013-14****Head Coach Jamie Craighead  
(11-19, 5-13 MW)**

11/8	W	San Francisco State	100-78
11/12	W	at Santa Clara	97-93
11/15	L	UC Riverside	105-74
11/17	W	Evansville	90-84
11/20	W	San Francisco	98-79
11/23	L	San Diego	88-60
11/26	L	at UC Davis	95-61
12/3	L	at #9 Baylor	113-73
12/7	L	at Sacramento State	103-99
12/18	W	Georgia State	95-81
12/21	W	Kansas City	81-76
1/1	L	at Nevada*	101-74
1/4	L	Utah State*	78-65
1/8	L	at Colorado State*	101-60
1/11	L	at New Mexico*	80-68
1/15	W	Air Force*	79-70
1/18	W	Wyoming*	74-68
1/22	L	at San Diego State*	88-65
1/25	L	Boise State*	90-69
1/29	L	at UNLV*	90-76
2/1	L	vs. New Mexico*&	76-73
2/8	W	Fresno State*	68-66
2/12	W	at Air Force*	84-71
2/15	L	At Wyoming*	103-80
2/19	L	Nevada*	99-95
2/26	L	San Diego State*	77-63
3/1	L	at Utah State*	96-67
3/4	W	Colorado State*	65-64
3/7	L	at Fresno State*	107-80
3/10	L	at UNLV+	78-75

\* - Mountain West Conference Game

&amp; - Played at De Anza College (Cupertino, Calif.)

+ - Reese's Mountain West Championship (Las Vegas, Nev.)



TM

# MOUNTAIN WEST



AIR FORCE



BOISE STATE



COLORADO STATE



FRESNO STATE



NEVADA



NEW MEXICO



SAN DIEGO STATE



SAN JOSÉ STATE



UNLV



UTAH STATE



WYOMING


# TheMW.com



MountainWestConference



@MountainWest



MountainWestConf

# BLUE COLLAR GOLD STANDARD

Nov. 9	UC Santa Cruz (Exhibition)	The Event Center	2:00 p.m.
Nov. 14	at Utah	Salt Lake City, Utah	4:00 p.m.
Nov. 16	Columbia	The Event Center	3:30 p.m.
Nov. 20	at UC Riverside	Riverside, Calif.	5:00 p.m.
Nov. 22	at UC Irvine	Irvine, Calif.	2:00 p.m.
Nov. 28	at California^	Berkeley, Calif.	5:30 p.m.
Nov. 29	vs. Cincinnati/Creighton^	Berkeley, Calif.	TBA
Dec. 2	Southern Oregon	The Event Center	7:00 p.m.
Dec. 5	at Colorado	Boulder, Colo.	11:00 a.m.
Dec. 10	UC Davis	The Event Center	7:00 p.m.
Dec. 20	at San Francisco	San Francisco, Calif.	2:00 p.m.
Dec. 22	Sacramento State	The Event Center	2:00 p.m.
Dec. 31	Utah State*	The Event Center	7:00 p.m.
Jan. 3	at Wyoming*	Laramie, Wyo.	2:00 p.m.
Jan. 7	Air Force*	The Event Center	7:00 p.m.
Jan. 10	UNLV*	The Event Center	1:00 p.m.
Jan. 14	at Fresno State*	Fresno, Calif.	7:00 p.m.
Jan. 17	at Colorado State*	Fort Collins, Colo.	12:00 p.m.
Jan. 21	Boise State*	The Event Center	7:00 p.m.
Jan. 28	at Air Force*	Colorado Springs, Colo.	7:00 p.m.
Jan. 31	New Mexico*	The Event Center	2:00 p.m.
Feb. 4	Fresno State*	The Event Center	7:00 p.m.
Feb. 7	at Nevada*	Reno, Nev.	4:00 p.m.
Feb. 14	Wyoming*	The Event Center	2:00 p.m.
Feb. 18	at Utah State*	Logan, Utah	7:00 p.m.
Feb. 21	at San Diego State*	San Diego, Calif.	2:00 p.m.
Feb. 25	Colorado State*	The Event Center	7:00 p.m.
Feb. 28	Nevada*	The Event Center	2:00 p.m.
Mar. 3	at Boise State*	Boise, Idaho	6:00 p.m.
Mar. 6	at UNLV*	Las Vegas, Nev.	5:00 p.m.

Reese's Mountain West Championship  
Las Vegas, Nev.

Mar. 10-15 TBA

TBA