



# San José State University **MEN'S SOCCER**



**6** | Rory  
Knibbs

**10** | Jonathan  
Colunga



| **2016 Record Book**



## Table of Contents

Quick Facts .....	1
2016 Roster & Schedule .....	2-3
Coaching Staff.....	4-5
Head Coach Gary Simon Tobin .....	4
Assistant Coach Shane Carew .....	5
Assistant Coach Tiley Nunnink.....	5
2015 Review .....	6-7
Statistics .....	6
Results .....	7
Spartan Honors .....	8-15
Record Book .....	16-21
Roster Since 1954.....	22-25
All-Time Coaching Records .....	26-27
Year-By-Year Stats Since 1990 .....	28-54
Year-By-Year Scores Since 1954.....	55-64
All-Time Series Since 1954 .....	65-72



### Credits

The 2016 San José State University men's soccer record book was produced by the schools Athletics Media Relations Department.

Cover design by **Luis Guardardo**. Photography by Terrell Lloyd.

Inside photography by Terrell Lloyd, Vernon McKnight, Kym Fortino, Wayne Salvatore, Ron Fried and San José State Athletics.

San José State does not discriminate on the basis of race, color, religion, national origin, sex, sexual orientation, marital status, pregnancy, age, disability, disabled veteran's or Vietnam veteran's status. This policy applies to all San José State student and staff programs and activities. Questions regarding this policy should be directed to the Director of the Office of Equal Employment Opportunity/ Affirmative Action, SJSU, San Jose, CA 95192, (408) 924-1115.

## Quick Facts

Location .....	San Jose, Calif.
Enrollment .....	32,471
Founded.....	1857
Affiliation .....	NCAA Division I
Conference .....	Western Athletic
Nickname.....	Spartans
Colors .....	Gold, White & Blue
Interim President .....	Dr. Mary Papazian
NCAA Faculty Representative .....	Sen Chiao
Director of Athletics.....	Gene Bleymaier
Deputy Director of Athletics/Men's Soccer Administrator.....	Blake Sasaki

## Coaching Staff

Head Coach .....	Simon Tobin
.....	Nonington College, 1983 (3rd year)
Career Record/Years .....	317-211-58/ 29 seasons
Assistant Coach .....	Shane Carew
.....	Charlotte, 2003 (3rd year)
Assistant Coach .....	Tiley Nunnink
.....	CSU Bakersfield, 1994 (1st year)
Office Phone.....	408-924-1261
Office Fax .....	408-924-1301

## Team Information

2015 Overall Record .....	6-11-2
2015 WAC Record/Finish .....	4-4-2/6th
2015 Postseason .....	N/A
NCAA Championship Appearances/Last Time .....	14/2003
NCAA Championship Record.....	7-14-1 (.354)
Starters (Returning/Lost) .....	<b>7/4</b>
Letterwinners (Returning/Lost) .....	<b>11/9</b>
Newcomers .....	<b>14</b>

## Athletics Communications

Assistant Media Relations Director /MSOC Contact.....	Dean Obara
E-Mail .....	dean.obara@sjsu.edu
Office Phone.....	408-924-1211
Cell Phone .....	408-835-0120
Office Fax .....	408-924-1291
Athletics Department Phone.....	408-924-1200
Website.....	sjsuspartans.com

## Facilities

Home Fields (Capacity).....	Spartan Soccer Field (400)
.....	Spartan Stadium (30,000)
Press Box Phone Number .....	408-318-8111

No.	Name	Pos.	Ht.	Wt.	Cl.	Hometown	Last School
1	Nedin Tucakovic	GK	6-3	190	SO	San Jose, Calif.	San Diego State
2	Angel Farias	D	5-8	145	FR	San Jose, Calif.	Archbishop Mitty
3	*Zach Penner	F	5-10	170	SO	Half Moon Bay, Calif.	Half Moon Bay HS
4	***Kyle O'Mahoney	D	6-0	175	SR	Hednesford, England	Kingsmead
5	Leo Silva	MF	6-0	176	JR	Santa Clara, Calif.	West Valley College
6	***Rory Knibbs	F	6-1	180	SR	London, England	Bradfield College
7	Joey Bastian	F	5-9	166	SO	Indianapolis, Ind.	Butler University
8	*Alex Alcaraz	MF	5-9	160	SR	San Jose, Calif.	West Valley College
10	**Jonathan Colunga	MF	5-8	168	SR	Lindsay, Calif.	CSU Bakersfield
11	***Uriel Ayala	D	5-8	160	SR	Fort Bragg, Calif.	Fort Bragg HS
12	**Darren Sinclair	MF	5-9	145	JR	San Jose, Calif.	Santa Teresa HS
13	*Andrew Mendoza	D	5-7	155	SO	Bakersfield, Calif.	Frontier HS
14	Ralph Stas	MF	6-1	140	FR	Antwerp, Belgium	HHVM
15	Jeff Dukes	D	6-2	175	FR	Vacaville, Calif.	Vacaville HS
16	*Scott Buskey	D	6-4	205	SO	Livermore, Calif.	Livermore HS
17	**Carlos Valdovinos	D	6-0	150	JR	Lindsay, Calif.	Fresno State
18	Dillon Abraham	MF	5-11	145	SO	Diego Martin, Trinidad & Tobago	Fatima College
19	Suliman Khorami	F	5-5	140	FR	Dublin, Calif.	Dublin HS
20	*Jonathan Partida	MF	5-10	160	SO	Newark, Calif.	Newark Memorial HS
21	Chris Marinez	MF	5-10	170	JR	Salinas, Calif.	Hartnell College
22	Joseph Kay	D	5-11	198	JR	Brighton, England	Evergreen Valley College
23	Jeremy Romero	F	5-8	165	JR	Hercules, Calif.	CSU-East Bay
25	Rodrigo Reyes-Zavalza	GK	6-0	155	FR	San Jose, Calif.	Lincoln HS
26	Kris Donaldson	GK	5-11	147	FR	Port of Spain, Trinidad & Tobago	St. Mary's College
27	Kyle Pinto	F	5-7	135	FR	Dubai, UAE	Dubai English Speaking College
28	Ronnie Lomeli	MF	5-5	130	FR	Los Angeles, Calif.	Notre Dame HS

**Head Coach:** Simon Tobin (Third season / Nonington College, 1983)

**Assistant Coaches:** Shane Carew (Third season / Charlotte, 2003)  
Tiley Nunnink (First season / CSU Bakersfield, 1994)

**Volunteer Assistant Coach:** Jonathan Lester (First season / San José State, 2011)

**AUGUST**

Sun. 21	at Saint Mary's	Moraga, Calif.	1:00 p.m.
Fri. 26	at UC Davis	Davis, Calif.	5:00 p.m.
Sun. 28	Pacific	San Jose, Calif.	3:00 p.m.

**SEPTEMBER**

Fri. 2	at Oregon State	Corvallis, Ore.	7:30 p.m.
Sun. 4	at Portland	Portland, Ore.	2:00 p.m.
Sat. 10	at Stanford	Stanford, Calif.	7:00 p.m.
Sun. 18	at Sacramento State	Sacramento, Calif.	12:00 p.m.
Fri. 23	UC Riverside	San Jose, Calif.	7:00 p.m.
Sun. 25	Loyola Marymount	San Jose, Calif.	3:00 p.m.
Wed. 28	at Santa Clara	Santa Clara, Calif.	7:30 p.m.
Fri. 30	at Grand Canyon*	Phoenix, Ariz.	7:00 p.m.

**OCTOBER**

Sun. 2	at UNLV*	Las Vegas, Nev.	1:00 p.m.
Thur. 6	Seattle*	San Jose, Calif.	3:00 p.m.
Sat. 8	at CSU Bakersfield*	Bakersfield, Calif.	7:00 p.m.
Fri. 14	Houston Baptist*	San Jose, Calif.	2:30 p.m.
Sun. 16	Incarnate Word*	San Jose, Calif.	2:30 p.m.
Sun. 23	Utah Valley*	San Jose, Calif.	12:00 p.m.
Thur. 27	at Air Force*	Colorado Springs, Colo.	6:00 p.m.
Sat. 29	at UMKC*	Kansas City, Mo.	7:00 p.m.


**NOVEMBER**

Sat. 5	UTRGV*	San Jose, Calif.	2:00 p.m.
--------	--------	------------------	-----------

**Western Athletic Conference Championship**

10-11,13	TBA	Orem, Utah.	TBA
----------	-----	-------------	-----

\* - Western Athletic Conference games  
All times local to the site and subject to change



# Simon Tobin

Head Coach

Third Year

Nonington College, 1983

In 2016, Simon Tobin begins his third season as head men's soccer coach at San José State and 30th overall. Tobin came to the Spartans in 2014 with a 305-189-54 (.606) career-record.

Tobin spent his entire coaching career, prior to the last two seasons, at CSU Bakersfield where in 1997 his team posted a 20-4-0 record and captured the NCAA Division II National Championship. He was named both the California Collegiate Athletic Conference (CCAA) and NCAA Coach of the Year for his efforts that season.

## Tobin's Career Record Year-By-Year

Year	W-L-T	Pct.	Conf.	Finish (League)
1987	4-16-1	.214	0-9-1	6th (CCAA)
1988	13-6-1	.675	4-6-0	4th (CCAA)
1989	16-4-1	.786	6-3-1	3rd (CCAA)
1990	18-3-2	.826	6-0-2	1st (CCAA)
1991	10-8-2	.550	5-3-2	3rd (CCAA)
1992	12-5-3	.675	8-2-2	2nd (CCAA)
1993	5-13-2	.300	2-7-1	6th (CCAA)
1994	14-3-4	.762	8-1-1	1st (CCAA)
1995	18-3-1	.841	10-0-0	1st (CCAA)
1996	13-6-2	.667	5-3-2	2nd (CCAA)
1997	20-4-0	.833	8-2-0	1st (CCAA)
1998	9-8-3	.525	6-7-2	4th (CCAA-South)
1999	9-10-1	.475	7-7-1	4th (CCAA-South)
2000	8-8-2	.500	8-4-2	2nd (CCAA-Central)
2001	12-9-0	.571	9-5-0	2nd (CCAA-Central)
2002	18-4-0	.818	12-2-0	2nd (CCAA-Central)
2003	11-5-2	.667	7-5-2	2nd (CCAA-Central)
2004	15-5-4	.708	10-2-2	2nd (CCAA-South)
2005	10-10-0	.500	7-7-0	4th (CCAA-South)
2006	13-5-2	.700	9-5-2	2nd (CCAA-South)
2007	4-10-4	.333	-	Division I Independant
2008	4-13-0	.235	-	Division I Independant
2009	8-7-2	.529	3-4-0	T-4th (MPSF-Pacific)
2010	11-6-3	.625	5-2-3	1st (MPSF-Pacific)
2011	12-4-5	.706	7-3-0	1st (MPSF-Pacific)
2012	9-5-5	.610	6-3-1	1st (MPSF-Pacific)
2013	8-8-2	.500	6-3-1	2nd (WAC-West)
2014	6-11-2	.368	4-4-2	5th (WAC)
2015	6-11-2	.368	4-4-2	6th (WAC)
<b>29 Seasons</b>	<b>317-211-58</b>	<b>.590</b>		

In addition, in 1998 he was awarded the California Youth Soccer Association (CYSA) Coach of the Year, as the top coach of youth soccer in California each year.

In 20 seasons at the Division II level, Tobin's teams qualified for seven NCAA Tournaments (1990, 1994-97, 2001, 2004), were seeded No. 1 in the West Region three times (1994-95, 97) and won two West Region titles (1995 & 1997). Tobin led his team to five conference championships and was named conference Coach of the Year five times.

He recruited and coached 11 soccer All-Americans (including five first-team members), 32 All-Far West athletes and six conference MVPs. Tobin left the Division II ranks with 248 victories, at that time No. 13 on the career coaching list.

In four seasons (2009-12) coaching in the Mountain Pacific Sports Federation, Tobin coached 19 all-conference and 12 Academic all-conference selections.

In addition to his success as a men's head coach, Tobin was the CSU Bakersfield women's head coach for 10 seasons. He compiled an overall record of 82-94-21.

Tobin, a native of London, England, was a member of the first division Queens Park Rangers in London and competed in Paris as a youth player.

A 1983 graduate of Nonington College, Kent, England, he received a B.A. (honors) degree in movement studies and served as president of the student union. In addition, he played soccer for Nonington in 1983, representing the College, Brighton Polytechnic and British Colleges.

In 1987 he obtained a teaching diploma, in physical education and history, from Brighton Polytechnic.

Involved with the Olympic Development Program in the U.S. and in possession of an FA coaching award from England, Tobin conducts soccer youth clinics in California and England in the off-season.



## Shane Carew

Assistant Coach  
Third Year  
Charlotte, 2003

In 2016, Shane Carew begins his third season as an assistant coach for the San José State men's soccer program.

Carew spent the 2013 season as an assistant coach at Elon University and helped guide the Phoenix to one of its most successful seasons. The side defeated two top-10 ranked teams, No. 9 Wake Forest and No. 6 Coastal Carolina, and reached the second round of the NCAA Championship. To cap the campaign, midfielder Daniel Lovitz became the program's highest drafted player ever in the Major League Soccer SuperDraft when he was tabbed the 24th overall selection by Toronto FC.

Prior to his tenure at Elon, he served as the Executive Director of Coaching for FC Carolina Alliance (FCCA) from 2008-2012. In that capacity, Carew oversaw all FCCA Soccer Programs including FCCA Tournaments, Classic, Challenge, Academy Munchkin, Pre-Academy and Goalkeeping. He holds a USSF "A" soccer coaching license and is studying for a UEFA "B" license.

Carew played collegiately at the University of Charlotte from 2000-to-2002 where he was a three-time All-Conference USA selection and earned National Team of the Week honors for the 49ers. In 2003 he was selected to the Irish National Team and represented his country in that year's World University Games in Daegu, South Korea.

Carew also played professionally in his native Ireland with Shelbourne FC (98-00) and Kilkenny City (2004) and also with the Long Island Rough Riders (2003).

In addition, Carew served as the director of soccer operations at the University of Charlotte and on the North Carolina Olympic Development Program (ODP) staff. He is also a former president of the Charlotte Area Youth Soccer League (CAYSL).

Carew graduated from Charlotte in 2003 with a bachelor's degree in English and in 2005 with a degree in communication studies.



## Tiley Nunnink

Assistant Coach  
First Year  
CSU Bakersfield, 1994



No.	Name	Pos.	Ht.	Wt.	Cl.	Hometown	Last School
2	Eddie Saydee	D	5-11	165	FR	Brooklyn Park, Minn.	Park Center HS
3	Kyler McLaughlin	D	6-1	180	JR	San Diego, Calif.	Serra HS
4	Kyle O'Mahoney	D	6-0	175	SO	Hednesford, England	Kingsmead
5	Ciaran Maguire	D	6-0	165	FR	Dublin, Ireland	Val Doonican HS
6	Rory Knibbs	F	6-0	168	SO	London, England	Bradford College
8	Alex Alcaraz	MF	5-10	165	JR	San Jose, Calif.	West Valley College
9	Greg Harte	F	5-11	179	SO	Cork, Ireland	Gaelcolaiste Mhuire AG
10	Jonathan Colunga	F	6-3	187	SO	Leamington Spa, England	Myton School
11	Uriel Ayala	MF	5-8	160	SO	Fort Bragg, Calif.	Fort Bragg HS
12	Darren Sinclair	D	5-9	146	SO	San Jose, Calif.	Santa Teresa HS
14	Zach Penner	F	6-1	170	FR	Half Moon Bay, Calif.	Half Moon Bay HS
16	Scott Buskey	D	6-3	187	FR	Livermore, Calif.	Livermore HS
17	Carlos Valdovinos	D	6-1	175	SO	Lindsay, Calif.	Fresno State
18	Jonathan Partida	MF	5-10	155	FR	Newark, Calif.	Newark Memorial HS
19	Jonathan Gutierrez	MF	5-5	145	FR	Lindsay, Calif.	Lindsay HS
20	Evan Sanchez	MF	5-10	160	JR	South Lake Tahoe, Calif.	Am. River College
21	Luis Vargas	MF	5-10	175	FR	West Jordan, Utah	Copper Hills HS
22	Johnny Sun	D	5-6	150	JR	Palo Alto, Calif.	West Valley College
26	Sean Boyle	GK	6-3	190	SO	Wayzata, Minn.	Hartwick College
27	Dillon Abraham	MF	5-9	145	FR	Diego Martin, Trinidad & Tobago	Martin HS
28	Andrew Mendoza	F	5-8	145	FR	Bakersfield, Calif.	Frontier HS
29	Matthew Carnefix	MF	5-10	155	FR	Sacramento, Calif.	Jesuit HS

**Head Coach:** Simon Tobin (Nonington College, 1983)  
**Assistant Coaches:** Shane Carew (Charlotte, 2003)  
 Savio Carrijo (San José State, 2008)

**Volunteer Assistant Coach:** Rodrigo January  
**Undergraduate Assistant:** Andrew Kelly



Record	Overall	Home	Away	Neutral
All Games	6-11-2	4-4-2	2-5-2	0-2-0
Conference	4-4-2	2-3-0	2-1-2	0-0-0
Non-Conference	2-7-0	2-1-0	0-6-0	0-2-0

Date	Opponent	W/L	Score	Overall	Conf	Attend	Goals (Assist)
Aug. 29	at Bradley	L O2	2-3	0-1-0	0-0-0	784	Beauchamp, Frankie (penalty kick) Mendez, Eric (Colunga, Jonathan)
Aug. 30	vs Western Illinois	L	0-1	0-2-0	0-0-0	115	-
Sept. 2	MASSACHUSETTS	W	4-1	1-2-0	0-0-0	351	Want, Ruben (Knibbs, Rory; Colunga, Jonathan) Knibbs, Rory (unassisted) Knibbs, Rory (unassisted) Knibbs, Rory (Colunga, Jonathan)
Sept. 9	at Stanford	L	0-2	1-3-0	0-0-0	836	-
Sept. 12	at Sacramento State	L	1-2	1-4-0	0-0-0	320	Harte, Greg (Ayala, Uriel)
Sept. 19	PACIFIC	W	4-0	2-4-0	0-0-0	375	Harte, Greg (unassisted) Harte, Greg (Knibbs, Rory) Knibbs, Rory (unassisted) Mendez, Eric (unassisted)
Sept. 21	at Saint Mary's (CA)	L OT	1-2	2-5-0	0-0-0	225	Ayala, Uriel (Want, Ruben)
Sept. 28	SAN FRANCISCO	L	0-3	2-6-0	0-0-0	503	-
Oct. 4	at CSU Bakersfield*	L	1-5	2-7-0	0-1-0	2014	Ayala, Uriel (Colunga, Jonathan)
Oct. 10	at Air Force*	W	5-1	3-7-0	1-1-0	145	Harte, Greg (Mendez, Eric) O'Mahoney, Kyle (Colunga, Jonathan) Knibbs, Rory (Mendez, Eric) Knibbs, Rory (Beauchamp, Frankie) Harte, Greg (Colunga, Jonathan)
Oct. 12	at UMKC*	T	1-1	3-7-1	1-1-1	225	Knibbs, Rory (unassisted)
Oct. 17	HOUSTON BAPTIST*	W	3-1	4-7-1	2-1-1	175	Colunga, Jonathan (Montano, Enrique) Knibbs, Rory (Colunga, Jonathan; Want, Ruben) Valdovinos, Carlos (West, Dylan)
Oct. 19	INCARNATE WORD*	L	0-1	4-8-1	2-2-1	319	-
Oct. 26	CSU BAKERSFIELD*	W	2-0	5-8-1	3-2-1	384	Harte, Greg (Want, Ruben; Colunga, Jonathan) Harte, Greg (unassisted)
Oct. 31	at Grand Canyon*	W	2-1	6-8-1	4-2-1	122	Montano, Enrique (unassisted) Harte, Greg (Montano, Enrique)
Nov. 2	at UNLV*	T	0-0	6-8-2	4-2-2	512	-
Nov. 7	SEATTLE U*	L	2-3	6-9-2	4-3-2	186	Harte, Greg (unassisted) Knibbs, Rory (Harte, Greg; Petermann, Felix)
Nov. 9	UTAH VALLEY*	L	0-1	6-10-2	4-4-2	209	-
Nov. 13	vs UMKC^	L	0-3	6-11-2	4-4-2	4-4-2	-

\* - Western Athletic Conference game

^ - WAC Championship Tournament

GOALS BY PERIOD	1st	2nd	OT	OT2	Total
San José State	8	20	0	0	28
Opponents	10	19	1	1	31

SHOTS BY PERIOD	1st	2nd	OT	OT2	Total
San José State	114	151	3	3	271
Opponents	85	119	12	4	220

SAVES BY PERIOD	1st	2nd	OT	OT2	Total
San José State	24	38	2	0	64
Opponents	37	52	1	1	91

CORNER KICKS BY PRD	1st	2nd	OT	OT2	Total
San Jos State	37	47	4	0	88
Opponents	34	40	4	2	80

FOULS BY PERIOD	1st	2nd	OT	OT2	Total
San José State	104	124	12	5	245
Opponents	103	118	5	10	236

ATTENDANCE SUMMARY	SJSU	OPP
Total	2502	5183
Dates/Avg Per Date	8/313	9/576
Neutral Site #/Avg	2/58	





# Spartan Honors

Julius Menendez (center) coached 21 All-America honorees including Efiok Akpan (left) and Al Korbus (right) who in 1964 were named honorable mention and first-team selections, respectively.

## SPARTAN HONORS

### NCAA Hermann Trophy

Awarded by the Missouri Athletic Club, the Hermann Trophy is the highest individual award in college soccer.

Name	Year
Mani Hernandez	1968



*Mani Hernandez (1968, '69, 70, 71) scored 25 goals and assisted on 12 more in 1968. For his efforts he was awarded the Herman Trophy and earned NSCAA All-American honors.*

### National Soccer Coaches Association of America (NSCAA) Soccer Hall of Fame

Julius Menendez	2000
-----------------	------

### NSCAA All-Americans

Name	Honor	Year
Efiok Akpan	Honorable Mention	1964
Giulio Bernardi	Second Team	1981
Henry Camacho	Second Team	1966
Henry Camacho	First Team	1967
Sergio Cardoso	Third Team	1981
Lew Fraser	First Team	1965
Mani Hernandez	First Team	1968
Mani Hernandez	First Team	1969
Chris Humphreys	Second Team	2000
David Kingsley	Honorable Mention	1963
Albert Korbus	First Team	1964
Steve Locci	Honorable Mention	1966

Frank Mangiola	Second Team	1965
Jorge Martinez	First Team	2000
Fred Nourzad	First Team	1968
Ismael Perez	Honorable Mention	1976
Aladin Rodrigues	First Team	1970
Art Romswinkel	Second Team	1969
John Smillie	Honorable Mention	1975
Ed Storch	Second Team	1967
Ed Storch	Honorable Mention	1968
Ryan Suarez	First Team	2000
Tony Suffle	Second Team	1972
Jim Zylker	Second Team	1972

### CollegeSoccer.com

#### All-Americans

Name	Honor	Year
Chris Humphreys	First Team	2000
Jorge Martinez	Honorable Mention	2000
Ryan Suarez	First Team	2000

### National Soccer Coaches Association of America

#### All-Far West Region

Name	Honor	Year
Isaias Bardales, Jr.	Second Team	2000
C.J. Brown		1996
Nick Cukar	Second Team	2008
Nelson Diaz	Second Team	2005
Chris Humphreys	First Team	2000
Ismael Ibarra	First Team	2007
Rory Knibbs	Second Team	2015
Eduardo Martinez		1998
Jorge Martinez	First Team	2000
Steven Sanchez	Third Team	2012
Steven Sanchez	Third Team	2011
Frankie Sanfilippo	Second Team	2003
Frankie Sanfilippo	First Team	2002
Brandon Snyder		1998
Espen Soraa		1994
Ryan Suarez	First Team	2000
Ryan Suarez	Second Team	1999
Brian Weaver		1994
Brian Weaver		1993

### National Soccer Coaches Association of America

#### Far West Coach of the Year

Name	Year
Gary St. Clair	2000
Gary St.Clair	1994

### CoSIDA/ESPN The Magazine

#### Academic All-America

Name	Honor	Year
------	-------	------

Nick Murphy Third Team 2012

**CoSIDA Academic All-District VIII**

Name	Honor	Year
Hiroki Akiyama	First Team	2007, '08
Nick Murphy	First Team	2010, '11, '12

**NSCAA/adidas College Scholar All-Far West Region**

Name	Honor	Year
Hiroki Akiyama	Honorable Mention	2006
Hiroki Akiyama	First Team	2008
Nick Cukar	First Team	2008
Nick Murphy	First Team	2011
Sam Shore	First Team	2008

**Mountain Pacific Sports Federation (MPSF) 1993-95, 2000-12**

**Coach of the Year**

Name	Honor	Year
Gary St.Clair		2003
Gary St. Clair	Mountain Division	2000

**Player of the Year**

Name	Honor	Year
Lars Lyssand		2001
Ryan Suarez	Mountain Division	2000

**Newcomer of the Year**

Name	Honor	Year
Ismael Ibarra	Co-Winner	2005

**15th Anniversary Team**

Name	Honor	Year
Lars Lyssand	First Team	2007
Frankie Sanfilippo	Second Team	2007
Ed Brand	Third Team	2007
Johnny Gonzalez	Third Team	2007
Frank Mata	Honorable Mention	2007

**All-MPSF**

**1993**

Brian Weaver	First Team
Spencer Belideau	Second Team
Scott Wiebe	Honorable Mention

**1994**

Jason Martinez	First Team
Brian Weaver	First Team
Tony Alejandre	Honorable Mention
C.J. Brown	Honorable Mention

Espen Soraa Honorable Mention

**1995**

Jason Martinez	First Team
Espen Soraa	First Team
C.J. Brown	Second Team

**2000**

Isaias Bardales (Mountain Division)	First Team
Chris Humphreys (Mountain Division)	First Team
Jorge Martinez (Mountain Division)	First Team
Frankie Sanfilippo (Mountain Division)	First Team
Ryan Suarez (Mountain Division)	First Team
Dan Fife (Mountain Division)	Second Team
Lars Lyssand (Mountain Division)	Second Team

**2001**

Lars Lyssand	First Team
Gonzalo Guerra	Honorable Mention
Frankie Sanfilippo	Honorable Mention

**2002**

Frankie Sanfilippo	First Team
Tony Chang	First Team
Johnny Gonzalez	Second Team
Francisco Martinez	Second Team
Rawlston Masaniai	Second Team
Kohta Gaines	Honorable Mention
Richard Halvorsen	Honorable Mention

**2003**

Johnny Gonzalez	First Team
Frank Mata	First Team
Randy Poggio	First Team
Frankie Sanfilippo	First Team
Tyler Tratten	First Team

**2004**

Johnny Gonzalez	First Team
Richard Halvorsen	Second Team
Frank Mata	Second Team
Tim McKinney	Honorable Mention

**2005**

Nelson Diaz	First Team
Johnny Gonzalez	Second Team
Ismael Ibarra	Second Team
Ed Brand	Honorable Mention
Darrin Domingo	Honorable Mention
Richard Mann	Honorable Mention
Dan Oka	Honorable Mention
Dylan Pender	Honorable Mention
Diego Soto	Honorable Mention
Gavin Wenyon	Honorable Mention

## **SPARTAN HONORS**

### **2006**

Ed Brand	First Team
Diego Soto	First Team
Hiroki Akiyama	Second Team
Daniel Perez	Second Team
Richard Mann	Third Team
Patrick Scheufler	Third Team

### **2007**

Ismael Ibarra	First Team
Hiroki Akiyama	Second Team
Ed Brand	Second Team
Nick Cukar	Honorable Mention
Julio Gonzalez	Honorable Mention

### **2008**

Ed Brand	First Team
Nick Cukar	First Team
Hiroki Akiyama	Second Team
Colby Moore	Second Team
Josh Boemecke	Honorable Mention
Sam Shore	Honorable Mention

### **2009**

Nick Cukar	First Team
Oscar Monjaras	First Team
Jonathan Lester	Second Team
Colby Moore	Second Team
Josh Boemecke	Honorable Mention
Brian McGuire	Honorable Mention

### **2010**

Sam Boemecke	First Team
Sam Hodgson	Second Team
Nick Murphy	Honorable Mention

### **2011**

Jonathan Lester	First Team
Steve Sanchez	Second Team
Nick Cashmere	Third Team

### **2012**

Steve Sanchez	First Team
Nick Murphy	Second Team
Jonathan Salceda	Honorable Mention

### **MPSF Tournament MVP**

Frank Mata	2003
------------	------

### **MPSF All-Tournament Team**

Frankie Sanfilippo	2001
--------------------	------

Frank Mata	2003
Tyler Tratten	2003
Roberto Casteneda	2011
Steven Sanchez	2011

### **MPSF Player Of The Week**

#### **2004**

Tim McKinney	Oct. 25
--------------	---------

#### **2005**

Ismael Ibarra	Oct. 17
Ed Brand	Oct. 31
Nelson Diaz	Nov. 14

#### **2007**

Nick Cukar	Sept. 4
Lewis Sweeney	Oct. 1

#### **2008**

Efrain Burgos, Jr.	Sept. 29
Richard Mann	Nov. 3
Nick Cukar	Nov. 10
Ricky Dorrego	Nov. 17

#### **2009**

Jonathan Lester	Oct. 12
-----------------	---------

#### **2011**

Steven Sanchez	Oct. 10
----------------	---------

#### **2012**

Jonathan Salceda	Sept. 10
Garret Foster	Oct. 8

### **MPSF All-Academic Team**

Dan Addiego	2009, '10, '11
Hiroki Akiyama	2005, '06, '07, '08
Ed Brand	2007, '08
Omri Brinner	2010, '11
Savio Carrijo	2007
Nick Cukar	2008, '09, '10
Richard Halvorsen	2002, '04
Oscar Monjaras	2007, '08, '09
Jacob Morrison	2007
Dylan Murphy	2010
Nick Murphy	2010, '11, '12
Steven Sanchez	2010
Sam Shore	2007, '08
Lewis Sweeney	2008
Ryan Thomas	2012
Austin Vogt	2011

**Western Athletic Conference (WAC)  
(1996-1999, 2013-)**

**Freshman of the Year**

Jorge Martinez	Co-Winner	1997
Isaias Bardales	Co-Winner	1999

**All-WAC  
2015**

Rory Knibbs	First Team
Jonathan Colunga	First Team

**2014**

Rory Knibbs	Second Team
Jonathan Colunga	Second Team

**2013**

Rory Knibbs	Second Team
-------------	-------------

**1999**

Isaias Bardales, Jr.	First Team
Ryan Suarez	First Team
Aman Kebreab	Second Team
Lars Lyssand	Second Team

**1998**

Eduardo Martinez	First Team
Brandon Snyder	First Team
Adriano Allain	Second Team
Ryan Suarez	Second Team

**1997**

Todd Duncan	First Team
Jorge Martinez	First Team
Brandon Snyder	Second Team

**1996**

Aman Kebreab	First Team
C.J. Brown	Second Team

**All-Tournament Team**

Eduardo Martinez	1998
Emmanuel Espinoza	2013
Rory Knibbs	2013
Jamison Loveless	2013

**Academic All-WAC**

Johnathan Colunga	2014, '15
Todd Duncan	1996, '97, '98
Emmanuel Espinoza	2013, '15
Andrew Kelly	2013
Rory Knibbs	2015
Jamison Loveless	2013
Brandon Main	1996

Kyle O'Mahoney	2013
Eric Mendez	2015
Victor Parra	2015
Felix Petermann	2013, 2015
Claus Petersen	1996

**Players of the Week**

Isaias Bardales, Jr.	1999
Todd Duncan	1998
Aman Kebreab	1996, '99
Rory Knibbs	2014, '15
Eduardo Martinez	1998
Jorge Martinez	1997
Felix Petermann	2014
Brandon Snyder	1998
Jody Riehl	1996

**2007 Davidson adidas Classic**

**All-Tournament Team**

Hiroki Akiyama	
Ed Brand	Most Valuable Player
Nick Cukar	
Gavin Wenyon	

**College Soccer News**

**National Team of the Week**

Garret Foster	Oct. 8	2012
Josh Beomecke	Sept. 12	2010
Nick Cukar	Nov. 17	2008
Gavin Wenyon	Oct. 1	2007

**San José State**

**Spartans Hall of Fame**

Name	Graduating Class
Henry Comacho	1968
Mani Hernandez	1971
Dave Kingsley	1963
Julius "Julie" Menendez	1954-89
Fred Nourzad	1969
Ismael "Easy" Perez	1978
Art Romswinkel	1969
Ken Spagnola	1958
Ed Storch	1968
Max Voshall	1956
Jim Zylker	1972

**Men's Soccer Lifetime Achievement Award Winners**

Marty Behler	
Derek Evans	1975-78
Slobodan Galeb	1961-63

## SPARTAN HONORS

Ken Keegan	
Sean Keohane	1976-78
Carolyn Lewis	
Colin Lindores	1959-62
Julius Menendez	1954-89
Luis Mintequi	1967-69
Ovadia Mizrahi	1973-75
Nick Nicolas	1971-72
Fred Nourzad	1967-68
Ismael "Easy" Perez	1975-78
John Poch	
John Smillie	1974-76
Gary St. Clair	1970-74, 1990-2013
Jim Zylker	1971-73

### Team Awards (Since 1990)

#### Most Valuable Player

Jonathan Colunga	2014
Emmanuel Espinoza	2013
Nick Murphy, Steve Sanchez	2012
Jonathan Lester	2011
Nick Murphy	2010
Oscar Monjaras	2009
Ed Brand	2008
Ed Brand, Ismael Ibarra	2007
Diego Soto	2006
Nelson Diaz	2005
Richard Halvorsen	2004
Frankie Sanfilippo	2003
Frankie Sanfilippo	2002
Lars Lyssand	2001
Jorge Martinez	2000
Ryan Suarez	1999
Todd Duncan	1998
Todd Duncan	1997
C.J. Brown	1996
Espen Soraa	1995
Brian Weaver	1994
Spencer Belideau	1993
Matthew Ball, Brian Weaver	1992
Anthony Hare	1991
Joe Horne	1990

#### Offensive MVP

Greg Harte	2014
Rory Knibbs	2013
Jonathan Salceda	2012
Steven Sanchez	2011
Josh Boemecke	2010
Justin Castro	2009
Nick Cukar	2008
Julio Gonzalez	2007
Colby Moore	2006
Dan Oka	2005

Tim McKinney	2004
Randy Poggio	2003
Tony Chang, Johnny Gonzalez	2002
Frank Mata	2001
Isaias Bardales, Jr.	2000
Aman Kebreab	1999
Eduardo Martinez	1998
Jorge Martinez	1997
Aman Kebreab	1996
Jason Martinez	1995
Espen Soraa	1994
Scott Wiebe	1993
Spencer Belideau	1992
Matthew Ball	1991
Scott Wiebe	1990

#### Defensive MVP

Enrique Montano	2014
Andrew Kelley	2013
Christian Romero	2012
Nick Murphy	2011
Dan Addiego	2010
Nick Murphy	2009
Gavin Wenyon	2008
Oscar Monjaras, Gavin Wenyon	2007
Ed Brand	2006
Dylan Pender	2005
Chris Mackey	2004
Chris Mackey	2003
Rawlston Masaniai	2002
Gonzalo Guerra	2001
Ryan Suarez	2000
Dan Fife	1999
Brice Phillipini	1998
Brice Phillipini	1997
Todd Duncan	1996
C.J. Brown	1995
Dennis Sciotto	1994
Brian Weaver	1993
Harrison Stewart	1992
Huy Linh Nguyen	1991
Kevin Raak	1990

#### Top Newcomer

Greg Harte	2014
Kyle O'Mahoney	2013
Frankie Beauchamp	2012
Diego Ochoa	2011
Sam Hodgson	2010
Mauricio Murillo, Jr.	2009
Josh Boemecke	2008
Lewis Sweeney	2007
Yousef Samy	2006
Ismael Ibarra	2005



Marvin Sorto	2004
Tim McKinney	2003
Tomislav Jozinovic	2002
Rawlston Masaniai	2001
Frankie Sanfilippo	2000
Isaias Bardales, Jr.	1999
Lars Lyssand	1998

**Coaches' Award**

Uriel Ayala	2014
Andy Moya, Uriel Ayala, Jamison Loveless	2013
Enrique Montano	2012
Dan Addiego, Omri Brinner	2011
Omri Brinner, Ricky Dorrego, Christian Romero	2010
Nick Cukar, Brian McGuire	2009
Colby Moore	2008
Savio Carrijo, Richard Mann	2007
Richard Mann, Yusef Samy	2006
Ed Brand, Diego Soto	2005
Dan Benton, Daniel Perez	2004
Frank Mata, Dylan Pender	2003
Eddie Dominguez, Francisco Martinez, Eric Rodriguez	2002
Tony Chang	2001
Dan Fife, Gonzalo Guerra, Chris Humphreys	2000
Chad Harper, Jacob Kurey	1999
Anders Bergesen, Brandon Pace, Brandon Snyder	1998
Cesar Baltazar, Kevin Berry, Eduardo Martinez	1997
Jody Riehl, Justin Smith	1996
Adam Billington, Daniel Ortega	1995
Tony Alejandro, Paul Whittle	1994
Charles Brown, Jr., Scott Wiebe	1993
Keith Bateman	1992
Jeff Mulvihill, Huy Linh Nguyen	1991
Todd Andrade, Mike Baker	1990

**John Bradley Memorial Award**

Kyler McLaughlin	2012
Christian Romero	2011
Ricky Martin	2010
Dylan Murphy	2009
Oscar Yniguez	2008
Jacob Morrison	2007
Edward Murillo-Jimenez	2006
Darrin Domingo	2005
Ben Saunders	2004
Lee Sandwina	2003
Randy Poggio	2002
Richard Halvorsen	2001
Francisco Martinez	2000
Cesar Gutierrez	1999
Nick Winslow	1998
Ben Murphy	1997
Cameron Price	1996
Todd Duncan	1995

Brandon Main	1994
Brad Blackwell	1993
Daniel Ortega	1992
Chris Hightower	1991
Sean Welsh	1990

**University Awards**

**Scholar-Athlete**

Dan Addiego	2008, '09, '10
Hiroki Akiyama	2007, '08, '09
Israel Ayala	2012
Thomas Barnes	2012
Ed Brand	2007, '08
Omri Brinner	2008, '09, '10
Savio Carrijo	2007
Nick Cukar	2007, '08, '09, '10
Sky Cutler	2008
Emmanuel Espinoza	2012, '13
Andrew Kelley	2013
Jamison Loveless	2012, '13
Kyler McLaughlin	2012
Eric Mendez	2012, '13
Oscar Monjaras	2007, '08
Jacob Morrison	2007
Dylan Murphy	2009, '10
Nick Murphy	2009, '10, '11, '12
Arturo Osorio	2013
Felix Petermann	2013
Steven Sanchez	2009, '10
Sam Shore	2007
Aland Suasin	2009
Lewis Sweeney	2007, '08
Ryan Thomas	2012, '13
Aria Vossoughi	2007, '08
Dylan West	2012, '13
Oscar Yniguez	2008



# Record Book



## RECORD BOOK - Single Season / Single Match

### Goals

No.	Name	Season
1.	26 Mani Hernandez	1969
	26 Sergio Cardoso	1980
3.	25 Ismael Perez	1976
	25 Mani Hernandez	1968
	25 Al Korbus	1963
6.	24 Al Korbus	1964
7.	22 Ismael Perez	1968
8.	20 Giulio Bernardi	1981
	20 Giulio Bernardi	1979
	20 Fred Nourzad	1968

### Assists

No.	Name	Season
1.	16 Jim Zylker	1972
2.	14 Steve Ryan	1978
	John Bradley	1978
4.	13 Hector Pizarro	1980
5.	12 Brian Weaver	1994
	Mani Hernandez	1968
7.	11 Jorge Martinez	2000
	Tony Alejandre	1994
	Joe Pimentel	1981
	Joe Silveira	1979

### Points

No.	Name	Season
1.	62 Mani Hernandez	1968
2.	60 Ismael Perez	1976
	Mani Hernandez	1969
4.	54 Sergio Cardoso	1980
5.	52 Jim Zylker	1972
6.	50 Giulio Bernardi	1981
	Al Korbus	1963
8.	48 Giulio Bernardi	1979
	Al Korbus	1964

### Shots

No.	Name	Season
1.	121 Steve Swadley	1978
2.	118 Ismael Perez	1978
3.	115 Jim Zylker	1972
4.	105 Mani Hernandez	1969
5.	97 Fred Nourzad	1968
6.	95 Ismael Perez	1975
	Mani Hernandez	1968
8.	94 Steve Ryan	1978
9.	89 Ismael Perez	1976
	Ken Davis	1974
	Henry Camacho	1966

### Saves

No.	Name	Season
1.	151 John Olejnik	1984
2.	135 Joe Gangale	1986
3.	128 Jerry Nelson	1987
4.	114 Mike Taft	1988
5.	108 Sean Keohane	1976
6.	105 Jonathan Lester	2011
7.	102 Gary St. Clair	1974
8.	98 Paul Coffee	1978
9.	92 Mike Taft	1989
10.	91 Daniel Benton	2004

### Shutouts (Combined)

No.	Name	Season
1.	14 Chris Humphreys	2000
2.	9 Rick Habenicht	1968
3.	8 Paul Coffee	1979
4.	7 Jonathan Lester	2009
	Gary St. Clair	1971
	Robin Parker	1970
7.	6 Ryan Moore	1980
	Brian Russell	1972
	Viguen Khachikian	1969
10.	5 Jonathan Lester	2010
	Richard Mann	2006

### Single-Season Team Records

Goals	99	1968
Assists	93	1978
Points	229	1978
Shots	661	1978
Saves	152	1984
Shutouts	14	2000
Consecutive Shutouts	7	1971
Fewest GA	13	1968, 73, 00
Wins	20	2000
Consec. Wins (Season)	13	2000
Consec. Wins (Overall)	13	1965-66

### Single-Match Bests

#### Individual

Goals	7	Mani Hernandez (1969) vs. UC Santa Cruz
Assists	5	Jim Zylker (1972) vs. CSU Hayward
Points	17	Mani Hernandez (1969) vs. UC Santa Cruz
Shots	21	Al Korbus (1963) vs. Chico State
		Henry Camacho (1967) vs. Pacific
Saves	22	Robin Parker (1970) vs. San Francisco

#### Team

Goals	19	vs. Pacific (1979)
Assists	13	vs. Pacific (1979)
Points	51	vs. Pacific (1979)
Shots	59	vs. Cal State Hayward (1972)

**Goals**

No.	Name	Seasons
1.	Ismael Perez	1975-78
2.	Mani Hernandez	1968-69, 71
3.	Giulio Bernardi	1978-81
4.	Al Korbus	1963-64
5.	Jim Zylker	1971-72
6.	Ed Storch	1966-68
7.	Sergio Cardoso	1980-81
	Henry Camacho	1966-68
9.	Tony Suffle	1970-73
10.	Fred Nourzad	1966-68

**Assists**

No.	Name	Seasons
1.	Joe Pimentel	1979-82
2.	Mani Hernandez	1968-69, 71
3.	Giulio Bernardi	1978-81
4.	Jim Zylker	1971-72
5.	Tony Suffle	1970-73
6.	Lars Lyssand	1998-2001
	John Bradley	1977-79
8.	Brian Weaver	1991-94
	Ismael Perez	1975-78
10.	Joe Silveira	1976-79

**Points**

No.	Name	Seasons
1.	Ismael Perez	1975-78
2.	Mani Hernandez	1968-69, 71
3.	Giulio Bernardi	1978-81
4.	Jim Zylker	1971-72
5.	Tony Suffle	1970-73
6.	Ed Storch	1966-68
7.	Sergio Cardoso	1980-81
	Henry Camacho	1966-68
	Al Korbus	1963-64
10.	Fred Nourzad	1966-68

**Shots**


No.	Name	Seasons
1.	Ismael Perez	1975-78
2.	Jim Zylker	1970-72
3.	Mani Hernandez	1968-69, 71
4.	Steve Swadley	1976-78
5.	Tony Suffle	1970-73
6.	Fred Nourzad	1966-68
7.	Ed Storch	1966-68
8.	Henry Camacho	1966-68
9.	Lars Lyssand	1998-2001
10.	Brandon Snyder	1995-98

**Saves**

No.	Name	Seasons
1.	Keith Bateman	1992-95
2.	John Olejnik	1980, 82-84
3.	Brandon Main	1994-97
4.	Jonathan Lester	2009-11
5.	Joe Gangale	1985-86
6.	Ryan Moore	1979-82
7.	Mike Taft	1988-89
8.	Richard Mann	2005-08
9.	Chris Humphreys	1997-2000
10.	Sean Keohane	1976-77

**Shutouts (Combined)**

No.	Name	Seasons
1.	Chris Humphreys	1997-2000
	Gary St. Clair	1970-74
3.	Jonathan Lester	2009-11
	Sean Keohane	1976-77
5.	Richard Mann	2005-08
	Ryan Moore	1979-82
7.	Keith Bateman	1992-95
	Paul Coffee	1977-78
9.	John Olejnik	1980, 82-84
	Rick Habenicht	1968



*Ismael "Easy" Perez holds three Spartans career records (goals, points and shots) and is eighth in assists. His 25 goals and 60 points in 1976 are the second most produced by a Spartan in a single season.*



*In 2013, freshman Rory Knibbs led the Spartans in goals (8), points (18) and shots (46) and was named the team's offensive MVP.*

*He earned All-WAC honors as well as selection to the WAC All-Tournament Team.*

**Goals**

2015	Rory Knibbs	11
2014	Greg Harte	9
	Rory Knibbs	9
2013	Rory Knibbs	8
2012	Steven Sanchez	9
2011	Nick Cashmere	7
	Steven Sanchez	7
2010	Josh Boemecke	9
2009	Nick Cukar	8
2008	Nick Cukar	9
2007	Ismael Ibarra	9
2006	Colby Moore	4
2005	Nelson Diaz	10
2004	Tim McKinney	6
2003	Randy Poggio	14
2002	Tony Chang	5
	Johnny Gonzalez	5
	Randy Poggio	5
2001	Lars Lyssand	13
2000	Jorge Martinez	17
1999	Aman Kebreab	8

1998	Chad Harper	9
1997	Jorge Martinez	8
	Brandon Snyder	8
1996	Aman Kebreab	13
1995	Jason Martinez	10
1994	Jason Martinez	13
1993	Brian Weaver	13
1992	Matthew Ball	4
	Daniel Ortega	4
1991	Matthew Ball	4
	Scott Wiebe	4
1990	Hector Uribe	3
	Scott Wiebe	3

**Assists**

2015	Jonathan Colunga	4
	Alex Alcaraz	4
2014	Jonathan Colunga	8
2013	Frankie Beauchamp	6
2012	Jonathan Salceda	6
2011	Roberto Casteneda	5
	Steven Sanchez	5
2010	Nick Cukar	4
2009	Ricky Dorrego	6
2008	Colby Moore	8
2007	Ricky Dorrego	5
2006	Julio Gonzalez	2
	Hiroki Akiyama	2
	Gavin Wenyon	2
	Ed Brand	2
2005	Gavin Wenyon	9
2004	Marvin Sorto	7
2003	Tim McKinney	8
2002	Frank Mata	4
2001	Lars Lyssand	10
2000	Jorge Martinez	11
1999	Henning Iverson	4
	Jacob Kurey	4
1998	Eduardo Martinez	10
1997	Chad Harper	4
1996	Aman Kebreab	6
	Jody Riehl	6
	Justin Smith	6
1995	Jason Martinez	6
1994	Brian Weaver	12
1993	Brian Weaver	7
1992	Spencer Belideau	3
	Anthony Hare	3
	Scott Wiebe	3

1991	Brain Weaver	3
1990	Phoung Ngo	6

**Points**

2015	Rory Knibbs	23
2014	Rory Knibbs	20
2013	Rory Knibbs	18
2012	Steven Sanchez	21
2011	Steven Sanchez	19
2010	Josh Boemecke	18
2009	Nick Cukar	17
2008	Nick Cukar	18
2007	Ismael Ibarra	21
2006	Colby Moore	8
	Hiroki Akiyama	8
2005	Nelson Diaz	22
2004	Tim McKinney	16
2003	Randy Poggio	32
2002	Tony Chang	13
2001	Lars Lyssand	36
2000	Jorge Martinez	45
1999	Aman Kebreab	17
1998	Chad Harper	22
1997	Brandon Snyder	19
1996	Aman Kebreab	32
1995	Jason Martinez	24
1994	Brian Weaver	28
1993	Brian Weaver	33
1992	Matthew Ball	10
1991	Scott Wiebe	10
1990	Phoung Ngo	12

**Shots**

2015	Rory Knibbs	60
2014	Greg Harte	45
2013	Rory Knibbs	46
2012	Steven Sanchez	54
2011	Nick Cashmere	59
2010	Josh Boemecke	56
2009	Nick Cukar	47
2008	Efrain Burgos	77
2007	Efrain Burgos	63
2006	Hiroki Akiyama	40
2005	Nelson Diaz	76
2004	Johnny Gonzalez	46
2003	Randy Poggio	63
2002	Frank Mata	33
2001	Lars Lyssand	59
2000	Isaias Bardales	86

1999	Isaias Bardales	52
1998	Brandon Snyder	73
1997	Brandon Snyder	60
1996	Aman Kebreab	53
1995	Jason Martinez	45
1994	Brian Weaver	63
1993	Brian Weaver	43



*Manny Espinoza led the Spartans with 69 saves in 2013 and was in goal for each of the team's wins. He was named team MVP and was selected to the WAC All-Tournament Team.*

1992	Scott Wiebe	45
1991	Scott Wiebe	40
1990	Hector Uribe	33

**Saves**

2015	Emmanuel Espinoza	49
2014	Felix Petermann	51
2013	Emmanuel Espinoza	69
2012	Michael Schwinn	58
2011	Jonathan Lester	105
2010	Jonathan Lester	72
2009	Jonathan Lester	48
2008	Lewis Sweeney	58
2007	Lewis Sweeney	50
2006	Richard Mann	72
2005	Richard Mann	58

2004	Dan Benton	91
2003	Tyler Tratten	64
2002	Eddie Dominguez	39
2001	Dan Benton	36
2000	Chris Humphreys	50
1999	Chris Humphreys	34
1998	Chris Humphreys	31
1997	Brandon Main	60
1996	Brandon Main	65
1995	Keith Bateman	65
1994	Brandon Main	60
1993	Keith Bateman	79
1992	Keith Bateman	79
1991	Chris Hightower	82
1990	Kevin Raak	74


**Wins**

2015	Emmanuel Espinoza	4
2014	Felix Petermann	5
2013	Emmanuel Espinoza	4
2012	Michael Schwinn	5
2011	Jonathan Lester	9
2010	Jonathan Lester	5
2009	Jonathan Lester	9
2008	Lewis Sweeney	6
2007	Lewis Sweeney	6
2006	Richard Mann	7
2005	Richard Mann	8
2004	Dan Benton	5
2003	Tyler Tratten	6
2002	Michael Lawrence	5
2001	Dan Benton	2
	Eddie Dominguez	2
	Gilbert Vega	2
2000	Chris Humphreys	20
1999	Gilbert Vega	4
1998	Chris Humphreys	3
1997	Brandon Main	7
1996	Brandon Main	10
1995	Keith Bateman	6
1994	Brandon Main	8
1993	Keith Bateman	9
1992	Keith Bateman	5
1991	Chris Hightower	5
1990	Kevin Raak	4

**Shutouts**

2015	Felix Petermann	2
2014	Felix Petermann	3

2013	Emmanuel Espinoza	3
2012	Manny Espinoza	2
	Michael Schwinn	2
2011	Jonathan Lester	3
2010	Jonathan Lester	5
2009	Jonathan Lester	7
2008	Lewis Sweeney	4
2007	Lewis Sweeney	3
2006	Richard Mann	5
2005	Richard Mann	4
2004	Dan Benton	2
2003	Eddie Dominguez	3
2002	Dan Benton	2
	Michael Lawrence	2
2001	Dan Benton	3
2000	Chris Humphreys	12.2
1999	Chris Humphreys	1
	Vega Gilbert	1
1998	Chris Humphreys	3
1997	Brandon Main	3
1996	Brandon Main	4.2
1995	Keith Bateman	4
1994	Keith Bateman	1.2
1993	Keith Bateman	3
1992	Keith Bateman	1
	Chris Hightower	1
1991	Chris Hightower	2
1990	Kevin Raak	1



*Steve Sampson played for San José State in 1977 and 1978. In 1998 he became the first American-born coach to qualify the United States National Team to compete in the World Cup.*

## ***ROSTER (Since 1954)***

### **A**

Dylan Abraham	2015
Troy Adamitis	1990, '91, '92
Dan Addiego	2009, '10, '11
Luis Aguilar	1987, '88, '89
Hiroki Akiyama	2005, '06, '07, '08
Efiok Akpan	1962, '63, '64, '65
Gary Alb	1970, '71, '72
Javier Alcala	1976
Oswaldo Alcala	2007
Alex Alcaraz	2015
Cameron Aldrich	1996
Tony Alejandro	1993, '94
Adriano Allain	1995, '96, '97, '98
Robert Allan	1954, '55
Doug Allen	1989
Rob Allen	1984, '85, '86
Liesly Amajor	1975, '76
Alex Anastasi	2014, '15
David Anderson	1954, '55, '56
Todd Andrade	1990, '91, '92
Eric Angell	2009
Michael Arazabal	1990, '91, '92
David Armstrong	1963
Bernard Aronstam	1958, '59
Eddie Avakian	1976
Israel Ayala	2012, '13
Uriel Ayala	2014, '15
Steve Aylard	1978, '79
Rick Azofeifa	1978, '79, '80

### **B**

Marc Baker	1986, '87, '89
Michael Baker	1989, '90
Hassan Bakrim	1988
Bert Baldaccini	1969, '71, '72
Matthew Ball	1991, '92, '93, '94
Cesar Baltazar	1997
Rodrigo Baptista	2006
Isaias Bardales	1999, '00
Peter Barkley	2000
Thomas Barnes	2012
Tim Barr	1977
Danny Barraza	1983, '84
Keith Bateman	1992, '93, '94, '95
Joseph Battaglini	1959, '60, '61
Jim Bautista	1991
Ahmad Bayati	1967, '68
Frankie Beauchamp	2012, '13, '14
George Beckwith	1976, '77

Tom Bedinotti	1991, '92
Spencer Belideau	1991, '92, '93, '94
Mark Bell	1955, '56
Nils Bengtsson	1959, '60, '61
Les Bennett	1962
El Shaddai Bent	2006
Dan Benton	2001, '02, '03, '04
Mike Benton	1974, '75
Anders Bergesen	1998
Guilio Bernardi	1978, '79, '80
Kevin Berry	1997
Vince Bertalucci	1983, '84
Greg Bertuccio	1986
Francis Betancourt	1954, '55
John Bettencourt	1975
Robert Bergman	1955, '56, '57, '58
Dave Biddle	1960, '61
Adam Billington	1994, '95, '96
Brad Blackwell	1993, '94
Matthew Blue	1987, '88, '89
Josh Boemecke	2008, '09, '10
Peter Bogatsky	1971
Randy Bolanos	1976, '77
Rigo Bolanos	1970, '71
Miguel Borba	1987
Joe Boyle	1980, '83, '84
John Bradley	1976, '77, '78, '79
Ed Brand	2005, '06, '07, '08
Douglas Brent	2004, '05
Patrick Briggs	1989, '90
Omri Brinner	2010, '11
C.J. Brown	1993, '94, '95, '96
Andiry Budnyy	2002
Ernesto Bueno	2005
Nick Bukowski	2001
Efrain Burgos, Jr.	2007, '08
Steve Burke	1975, '76, '77, '79
Scott Busky	2015

### **C**

Richard Caillouette	1955
Alvaro Calderon	1999, '00, '01
Steve Caldwell	1985, '86
Henry Camacho	1966, '67
Eduardo Cambiasio	1955, '56
Jean-Pierre Canabou	1965, '66, '67
Mel Canal	1964, '65
Mike Canceres	1988, '89
Sergio Cardoso	1980
Nick Carrara	2009

Savio Carrijo	2005, '07
Henry Carvalho	1971, '72
Nick Cashmere	2010, '11
Augusto Castaneda	1969
Roberto Casteneda	2010, '11
Daniel Castillo	1999, '00, '01
Justin Castro	2009, '10
Alfredo Cespedes	1997
Simon Chafer	1978, '79, '80
Robert Chandler	1988, '89, '90
Tony Chang	1999, '00, '01, '02
Matt Chapman	1976, '77
Scott Chase	1984, '85, '86
Paul Coffee	1975, '76, '77, '78
Jonathan Colunga	2014, '15
Jordan Cooper	2011
Stephen Cordova	2008, '10
Jose Cortez	2011
Ben Cowdrill	2013, '14
Elmer Craig	1955, '56
Trevor Crawson	1995
Tony Critelli	1955, '56, '57
Sam Croucher	2013, '14
Juan Cruz	1993, '94, '95, '96
Nick Cukar	2007, '08, '09, '10

### **D**

Dan Danielson	1956, '57, '58
Gabor David	1963
Ken Davis	1971, '72, '73
Robert Davis	1965, '66, '67
Tracy Davis	1983, '84
Andrew Day	1985
Bob DeFelice	1969
Roberto Delfino	1975
Dietmar Demeter	1960, '61, '62
Sam Deus	1967, '68
Jamie Diaz	1980, '83
Louis Daiz	1965, '66
Nelson Diaz	2004, '05
John Dickinson	1987, '88, '89
Pablo Dillon	1985, '86
Duane Dirstine	1984, '85
Darren Domingo	2002, '05
Eddie Dominguez	2001, '02, '03
Jonathan Doran	2002
Ricky Dorrego	2007, '08, '09, '10
Todd Duncan	1995, '96, '97, '98



<b>E</b>	
Eric Eberle	1988
Carlos Eckert	1954, '55
Cory Edden	2004
Mark Edwards	1984
Robert Eiler	1957, '58
Emmanuel Espinoza	2012, '13, '14, '15
Aslan Esralian	1965, '66
Dan Estrada	1956, '57, '58, '59
Derek Evans	1976, '77, '78
Jerry Evans	1975, '76, '77

<b>F</b>	
Guilherme Fadlalla	2005
Jim Farthing	1970, '71
Lewis Fellows	1960, '61
Christian Fernandez	1995
Dan Fife	1999, '00
Brice Filippini	1995, '96, '97, '98
Owen Flannery	1997, '00
Andres Flores	2003
Jose Flores	2003, '04, '05
Juan Flores	1988, '89
Gary Foss	1959, '60
Garret Foster	2012
James Fox	1975
Jason Franci	1997
Lewis Fraser	1963, '64, '65, '66
Dominic Fratantaro	1995
Kyle Frazier	2002
Larry Freie	1984
Matthew Fryer	1987
Nino Furnerni	1988

<b>G</b>	
Khota Gaines	2002
Slobodan Galeb	1961, '62, '63
Phil Galioto	1973, '74
Joe Gangale	1985, '86
Al Garcia	1976
Arthur Garcia	1985, '87
Jose Garcia	2002
Joseph Garrotto	1975, '76
Al Gaspar	1976, '77
Patrick Gaynor	1984
Hadi Ghafouri	1969, '70
Thomas Gibson	1999, '00, '01
Allen Gjolkey	1954, '55
Joe Giovacchini	1971, '72, '73
Chad Gleave	2003, '04, '05
Jaime Gomez	1996

Johnny Gonzalez	2002, '03, '04, '05
Julio Gonzalez	2006, '07
Mariano Gonzalez	1964, '65, '66, '67
Dan Goodwin	1991
Darren Gowdy	1992
Steve Gray	1973, '74
Keith Greene	1977, '78
Werner Grosshans	1955, '56, '57, '58
Gonzalo Guerra	2000, '01
Alberto Gutierrez	1999
Cesar Gutierrez	1999, '00
Jonathan Gutierrez	2015
Oscar Gutierrez	1961, '62

<b>H</b>	
Richard Habenicht	1966, '67
Mike Hackett	1991, '92
Masood Haijian	1963, '64, '65
Richard Halvorsen	2001, '02, '03, '04
Anthony Hare	1990, '91, '92
Chad Harper	1996, '97, '98, '99
Trevor Harris	2002
Greg Harte	2014, '15
Terry Hays	1975, '76, '77
Ayman Helmy	1975
Craig Henretty	1987
Carter Hernandez	1998, '99, '00
Mani Hernandez	1968, '69, '70, '71
Raul Hernandez	1990
Craig Hertler	2011
Doug Highton	2010, '11, '12
Chris Hightower	1991, '92
Abdul Hindiyeh	1961
Jon Hinkin	1986
Sam Hodgson	2010
Mohammad Hooshman	1971
Joe Horne	1989, '90
Jason Horner	2000
Richard Howell	1964, '65, '66
John Hubacz	1980, '83
Chris Humphreys	1997, '98, '99, '00
Gordon Huntze	1960, '61
Mike Hurst	1980

<b>I</b>	
Gary Iacini	1966, '67
Roger Ibanez	1997, '98
Ismael Ibarra	2007, '05
Ingi Ingason	1985, '86, '87
James Inglis	1954, '55, '56
Henning Iverson	1999

Britt Irvine	1980
<b>J</b>	
Robert Jackson	2008, '09
Khaled Jarrar	1984
Brent Johnson	1976, '77
Dennis Johnson	1961
Jose Juarez	2003, '04
Sven Juhlin	2001

<b>K</b>	
Boyah Kaar	2008
Mike Kaloczy	1989
Jack Kebental	1956
Aman Kebreab	1996, '97, '98, '99
Geoff Keller	1988
Andrew Kelly	2013, '14
James Kelly	1958, '59
Sean Keohane	1976, '77
Viguen Khachikian	1969
Asman Khan	1962
David Kingsley	1962, '63
Rory Knibbs	2013, '14, '15
Byron Kobayashi	1960, '61
Bob Koch	1973
Brain Kohne	1985, '86
Jerry Koopman	1965, '66
Al Korbus	1963, '64, '65
Krumbach	1983
Nick Kupcow	1978
Jacob Kurey	1999
Alan Kute	1986
Ernest Kwansa	1965, '66

<b>L</b>	
John Lambert	1985
Paul Lambert	1985
Allen LaSpina	2010, '11
Bill Lauterbach	1970
George Lauterbach	1972
Michael Lawrence	2002
Glen Lenhart	1980, '83, '84
Nicholas Leondris	1955
Jonathan Lester	2009, '10, '11
Colin Lindores	1963, '64, '65, '66
Steve Locci	1964, '65, '66, '67
Matt Lord	1983, '84, '85, '86, '87
Peter Lorenz	1975
Jamison Loveless	2011, '12, '13, '14
Lars Lyssand	1998, '99, '00, '01

## ***ROSTER (Since 1954)***

### ***M***

Jason Maass	1993
Roger Macioge	1958, '59
Chris Mackey	2003, '04
Ciaran Maguire	2015
James Maher	1954, '55
Brandon Main	1994, '95, '96, '97
John Majda	1975, '76
Mancini	1983
Mark Mangano	1983, '84
Frank Mangiola	1965, '66, '67
Richard Mann	2005, '06
Bert Manriquez	1965, '66, '67
Alex Manzo	1993
Andre Marechal	1969, '70
Javier Margarito	1980
Ricardo Martin	1988, '89
Ricky Martin	2010
Eduardo Martinez	1995, '96, '97, '98
Fernando Martinez	2001, '02
Francisco Martinez	2000, '01, '02, '03
Jason Martinez	1994, '95
Jorge Martinez	1997, '98, '99, '00
Rawlston Masaniai	2001, '02
Abdul Mashal	1959, '60, '61
Frank Mata	2001, '02, '03, '04
Vinney Matteola	2001
Matt McDowell	1980, '83
Brian McGuire	2006, '07, '08, '09
Joel McKay	1992, '93
Tim McKinney	2003, '04
Kyler McLaughlin	2012, '14, '15
Luis Medina	1987
Ryner Medina	1980
Eric Mendez	2013, '14, '15
Andrew Mendoza	2015
Danny Menendez	1975, '76, '77, '78
Rusty Menzel	1971, '72
Michaelis	1984
Randy Michaelis	1987
Hercules Mihelis	1964, '65, '66
Gordon Miller	1966, '67
Luis Mintegui	1967, '68
Jim Mimmack	1975, '76
Ovadia Mizrahi	1973, '74, '75, '76
Koji Momita	2000
Oscar Monjaras	2006, '07, '08, '09
Enrique Montano	2012, '13, '14
Jerry Montgomery	1987
Colby Moore	2006, '07, '08, '09

Ryan Moore	1980
Heber Mora	2004
Armando Moreno	1957, '58, '59
Jacob Morrison	2006, '07
Andy Moya	2013, '14
Jeff Mulvihill	1992
Scott Murch	1987, '88, '89
Mauricio Murillo	2009, '11, '12
Ed Murillo-Jimenez	2006, '07
Ben Murphy	1997, '98, '99
Craig Murphy	1997, '99
Dylan Murphy	2009, '10, '11, '12
Nick Murphy	2009, '10, '11, '12
Kevin Murray	1991
Robert Myers	1958, '59, '60

### ***N***

Eddie Naime	1995
Hossein Naraghi	1988
Amagh Nduka	1962
Jerry Nelson	1960, '61
Jerry Nelson	1984, '85, '86, '87
Jim Nelson	1984
Phoung Ngo	1990
Huy-Linh Nguyen	1991, '92, '93, '94
Nick Nicholas	1971, '72
Larry Norris	1986
Fred Nourzad	1966, '67, '68

### ***O***

Gary O'Dell	1971, '72
Kyle O'Mahoney	2013, '14, '15
Odilon Ocegquera	1975
Diego Ochoa	2011, '12
Dan Oka	2005
John Olejnik	1980, '83, '84
James Omagbemi	1962
John Orgnen	1961
Mario Orozco	1994, '95, '96
Daniel Ortega	1992, '93, '94, '95
Louis Ortega	1980
Cass Owens	1969

### ***P***

Jeff Paccioretti	1990
Brandon Pace	1998
Eduardo Padilla	1996, '97
Shane Palsgrove	1996, '97
Victor Parra	2014, '15
Tomas Pardo	1980

Robin Parker	1969
Iraj Parravi	1966, '67
Johnathan Partida	2015
Bernard Parton	1958, '59
Michael Patrick	2000, '01, '02
Zeljko Pavic	1968, '69
Dylan Pender	2001, '03, '04, '05
Zach Penner	2015
Aaron Perego	2003, '04, '05
Alvaro Perez	1974, '75
Daniel Perez	2003, '04, '05
Ismael Perez	1975, '76, '77, '78
Javier Perez	1975, '76, '77
Jesus Perez	1984
Felix Petermann	2013, '14, '15
Claus Peterson	1996
Petur Peterson	1988
Gary Petruzzi	1985
Juan Pezoa	1983, '84, '85
Allen Picchi	1985, '86, '87
Joe Pimentel	1979, '80
Frank Pinto	1969
Jasper Pipe	2012
Ed Pitney	1973
Hector Pizarro	1980
Leo Plinski	1954, '55, '56
Edgar Podlesky	1970, '71
Randy Poggio	2002, '03, '04
Cameron Price	1996
Gino Pucillo	1997

### ***R***

Kevin Raak	1990
Iraj Radpour	1960, '61
Joe Radpour	1961
Richard Rafloski	1987, '88, '89
Jon Ragnarrson	1988
Pat Rashe	1984, '85, '86
Dennis Rasku	1989
Enrique Reyes	1988
Jorge Rico	1991
Jody Riehl	1993, '94, '95, '96
Ramon Rivas	1973
Cesar Rodelas	1993
Al Rodrigues	1968, '69, '70
Artin Rodriguez	2001, '03
Eric Rodriguez	2001, '02, '03, '04
John Rodriguez	1955, '56
Marvin Rodriguez	1958, '59
Rich Rollins	1983, '84, '85, '86

Christian Romero	2010, '11, '12
Art Romswinkel	1968, '69
Frank Rosa	1973, '74, '75, '76
Tony Rosa	1972, '73
Nick Rotteveel	1983, '84, '85, '86
Emilio Rubi	1958, '59
Alberto Rueda	1993, '94
Ryan Rundle	2003
Brian Russell	1973
Steve Ryan	1976, '77, '78
Tom Ryan	1978

**S**

Hamid Saedian	1969
Selim Sahinkaya	1987
Jonathan Salceda	2011, '12
Roberto Salazar	1964, '65
Joe Salerno	1975, '77
Mike Salvemini	1984
Steve Sampson	1977, '78
Yousef Samy	2006
Richard Sanchez	1975, '76
Steven Sanchez	2009, '10, '11, '12
George Sanders	1956, '57, '58, '59
Gonzalo Sandoval	1980
Lee Sandwina	2003, '04
Frank Sanfilippo	2000, '01, '02, '03
Herb Santana	1972
Ben Saunders	2004, '05
Eddie Saydee	2015
Patrick Scheufler	2002, '03, '04, '05, '06
Steve Schulz	1988, '89
Greg Schwager	1991
Michael Schwinn	2012
Dennis Sciotto	1990, '92, '94
San Sellinger	1980
Herbert Sermol	1964, '65, '66
Werner Sermol	1964, '65, '66, '67
Richard Shepard	1958, '59
Sam Shore	2006, '07, '08
Mehdi Siadat	1971
Joe Silveira	1976, '77, '78, '79
Darren Sinclair	2014, '15
John Smillie	1975, '76
Justin Smith	1995, '96
Mark Smith	1975
Brandon Snyder	1996, '97, '98
Espen Soraa	1994, '95
Chris Sorg	1987, '88
Brice Soriano	1971, '73
Marvin Sorto	2004, '05

Diego Soto	2005, '06
Kamran Souresrafil	1965, '66, '67
Michael Sousa	1975
Ken Spagnola	1956, '57, '58
David Spainhower	1956, '57, '58
Doug Spikes	1988
Dominic Sposeto	1994
David St. Clair	1969
Gary St. Clair	1970, '71, '72, '73
Richard St. Clair	1975, '76
William Staengel	1975
Fritz Stellrecht	1960, '61
Malcom Stevens	1975, '76
Harrison Stewart	1990, '91, '92, '93
Scott Stisser	1975, '76
Herb Stockman	1956, '57
Ed Storch	1966, '67, '68
Lou Stowell	1954, '55, '56, '57
Gordon Stroud	1960, '61, '62
Gerald Strutz	1955
Joe Stuart	1994
Tony Stuffle	1970, '71, '72, '73
Ryan Suarez	1997, '98, '99, '00
Johnny Sun	2015
Valdis Svans	1961, '62, '63
Steve Swadley	1976, '77, '78
Lewis Sweeney	2007, '08
Dale Swire	1955, '56, '57

**T**

Mike Taft	1988, '89
Mike Thomas	1980
Ryan Thomas	2012, '13
Ronald Thompson	1957, '58, '59
Mark Tomlin	1980
Mike Tran	1992
Tyler Tratton	2003
Russell Tricoma	1955
Ilif Trondsen	1969, '70

**U**

Hector Uribe	1989, '90
--------------	-----------

**V**

Carlos Valdovinos	2014, '15
Pastor Valle	1955
John-Paul Vandersluys	1986
Luis Vargas	2015
Carlos Vasquez	1988
Prafad Veerendra	1989
Gilbert Vega	1998, '99, '01

Edwin Velazquez	2012
Jean-Paul Vessel	1990
Fausto Villegas	1998, '00, '01, '02
Todd Virlelson	1991
Visher	1983
Frank Vitale	1988
Austin Vogt	2011
Max Voshall	1954, '55, '56, '57

**W**

George Wallace	1954, '55, '56
Robert Wallace	1957, '58
Walter Wallace	1977, '78, '79
Ruben Want	2014
Vanlee Waters	1980
Brian Weaver	1991, '92, '93, '94
Perry Weddle	1958, '59, '60
Scott Wehrmann	1987
Sean Welsh	1987, '88, '89
Gavin Wenyon	2005, '06, '07, '08
Gerhard Wenzl	1957, '58, '59
Sean Welsh	1990
Dylan West	2013, '14, '15
Paul Whittle	1991, '92, '93, '94
Scott Wiebe	1990, '91, '92, '93
Gareth Williams	1996, '98, '99, '00
Mikhail Wingate-Pearce	2014, '15
Nick Winslow	1998, '99
Richard Wimsatt	2010
Brian Wright	2003
Tom Wynn	1964, '65

**Y**

Oscar Yniguez	2008, '09, '10
Bill Young	1956, '57
Brent Young	2008

**Z**

Wesley Zahawi	1954, '55
Al Zamora	1988
Anthony Zantotto	1959, '60
Tom Zinter	1963, '64, '65
Taras Zubrycky	1994, '95
Ed Zumot	1962, '63
Joe Zuniga	1976
Jim Zylker	1971, '72, '73
Ken Zylker	1973, '74

**Missing:**

1981
1982

## ALL-TIME COACHING RECORDS

### A.S. CAKEBREAD (1927-30)

Year	Record	Pct.
1927	1-3-2	.250
1928	1-6-0	.143
1929	7-1-2	.875
1930	3-4-0	.429
<b>Four Seasons</b>	<b>12-14-4</b>	<b>.424</b>

### CHARLES L. WALKER (1931-35)

Year	Record	Pct.
1931	0-8-0	.000
1932	1-6-1	.143
1933	2-4-0	.333
1934	4-5-1	.444
1935	3-6-2	.333
<b>Five Seasons</b>	<b>10-29-4</b>	<b>.251</b>

### H.C. McDONALD (1936-39)

Year	Record	Pct.
1936	2-7-0	.222
1937	3-5-3	.375
1938	10-1-4	.909
1939	1-2-2	.818
<b>Four Seasons</b>	<b>26-15-9</b>	<b>.581</b>

### GORDON MAYBURY (1940-41)

Year	Record	Pct.
1940	7-0-1	.938
1941	4-0-3	.786
<b>Two Seasons</b>	<b>11-0-4</b>	<b>.867</b>

### Roy Diedericksen (1942)

Year	Record	Pct.
1942	6-0-0	1.000
<b>One Season</b>	<b>6-0-0</b>	<b>1.000</b>



Julius Menendez coached the Spartans to 295 victories from 1954-89. He enjoyed 22 consecutive winning seasons and his teams participated in 11 NCAA Tournaments. In 2000, Menendez was elected the National Soccer Coaches Association of America Hall of Fame.

### JULIUS MENENDEZ (1954-89)

Year	Record	Pct.
1954	0-6-0	.000
1955	2-4-1	.357
1956	2-5-2	.333
1957	2-5-1	.313
1958	1-5-1	.214
1959	3-4-1	.438
1960	4-4-1	.500
1961	5-5-0	.500
1962	2-6-0	.250
1963	9-4-0	.692
1964	9-4-2	.667
1965	8-3-2	.692
1966	9-2-0	.818
1967	10-1-2	.846
1968	13-2-0	.867
1969	13-2-0	.867
1970	11-1-2	.857
1971	13-3-1	.794
1972	15-2-1	.861
1973	8-5-3	.594
1974	11-3-4	.667
1975	9-5-2	.625
1976	15-5-3	.717
1977	9-8-0	.529
1978	19-3-0	.864
1979	12-5-0	.706
1980	13-6-1	.675
1981	14-4-1	.763
1982	10-8-2	.550
1983	12-6-2	.650
1984	6-14-1	.310
1985	6-11-2	.368
1986	8-9-3	.475
1987	5-12-3	.325
1988	2-18-0	.100
1989	5-15-1	.262
<b>36 Seasons</b>	<b>295-205-45</b>	<b>.557</b>

### GARY ST. CLAIR (1990-2013)

Year	Record	Pct.
1990	4-17-0	.190
1991	5-14-1	.263
1992	6-10-3	.375
1993	9-7-2	.563
1994	15-4-0	.789
1995	6-11-1	.353
1996	10-6-3	.625
1997	9-10-0	.474
1998	14-6-1	.700
1999	7-11-2	.389
2000	20-1-1	.932
2001	9-7-4	.550
2002	12-9-0	.571
2003	12-7-2	.619
2004	5-13-1	.289
2005	11-5-3	.658
2006	7-10-1	.417



*As an all-conference keeper for San José State from 1970-to-1974 and the program's head coach from 1990-to-2013, Gary St. Clair participated in nine NCAA Championship Tournament games as a Spartan.*

*In San José State history, St. Clair's 217 career victories are second only to Hall of Fame coach Julius Menendez's 295.*

2007	10-9-0	.526
2008	9-5-4	.611
2009	9-10-1	.475
2010	7-9-3	.447
2011	9-8-3	.525
2012	8-9-1	.472
2013	4-13-4	.286
<b>24 Seasons</b>	<b>217-211-41</b>	<b>.506</b>

**SIMON TOBIN (2014-Present)**

<b>Year</b>	<b>Record</b>	<b>Pct.</b>
2014	6-11-2	.368
2015	6-11-2	.368
<b>Two Seasons</b>	<b>12-22-4</b>	<b>.368</b>

**PROGRAM CAPSULE**

1927-30	Cakebread	12-14-4	.424
1931-35	Walker	10-29-4	.251
1936-39	McDonald	26-15-9	.581
1940-41	Maybury	11-0-4	.867
1942	Diedericksen	6-0-0	1.000
1954-89	Menendez	295-205-45	.557
1990-2013	St. Clair	217-211-41	.506
2014-	Tobin	12-22-4	.368
<b>Total</b>		<b>589-496-111</b>	<b>.538</b>

**SPARTANS IN THE NCAA TOURNAMENT**

<b>Year</b>	<b>Opponent</b>	<b>Round</b>	<b>Result</b>
1963	San Francisco	Western Regional	L, 0-2
1964	Air Force	Western Regional	W, 5-3
	St. Louis	NCAA Quarterfinals	L, 0-5
1966	San Francisco	Western Regional	L, 1-2
1967	San Francisco	Western Regional	*T, 3-3
	St. Louis	NCAA Quarterfinals	L, 3-4
1968	UCLA	Western Regional	W, 3-1
	Air Force	NCAA Quarterfinals	W, 1-0
	Maryland	NCAA Semifinals	L, 3-4
1969	Air Force	Western Regional	W, 1-0
	San Francisco	NCAA Quarterfinals	L, 1-3
1970	Denver	Western Regional	L, 1-2
1971	San Diego State	Playoff	W, 2-1
	San Francisco	Western Regional	L, 2-3
1972	Fresno State	Western Regional	W, 4-0
	UCLA	NCAA Quarterfinal	L, 1-3
1974	UCLA	Western Regional	LOT, 2-3
1976	Washingto	Western Regional	W, 4-1
	San Francisco	NCAA Quarterfinal	L, 0-5
1998	Stanford	Western Regional	L3OT, 2-3
2000	Indiana	Western Regional	L, 0-4
2003	California	Western Regional	L, 0-2

\*-SJSU advanced on penalty kicks





# Year-By-Year Stats

(Since 1990)





	GP-GS	Min	G	A	Pts	Sh	Shot%	SOG	SOG%	GW	PK-ATT
9 Harte, Greg	17-14	1238	9	1	19	45	.200	22	.489	3	0-0
6 Knibbs, Rory	18-18	1365	9	2	20	43	.209	25	.581	2	0-0
11 Ayala, Uriel	14-8	871	2	1	5	13	.154	6	.462	0	0-0
19 Mendez, Eric	15-6	533	2	2	6	20	.100	11	.550	0	0-0
10 Colunga, Jonathan	17-17	1481	1	8	10	23	.043	9	.391	0	0-0
20 Montano, Enrique	16-16	1415	1	2	4	24	.042	12	.500	0	0-0
22 Beauchamp, Frankie	18-18	1462	1	1	3	23	.043	8	.348	0	1-1
7 Want, Ruben	17-14	1126	1	3	5	21	.048	8	.381	0	0-0
17 Valdovinos, Carlos	16-4	652	1	0	2	16	.062	5	.312	0	0-0
2 O'Mahoney, Kyle	17-16	1472	1	0	2	7	.143	2	.286	1	0-0
16 Moya, Andy	14-3	554	0	0	0	3	.000	1	.333	0	0-0
13 Loveless, Jamison	11-2	348	0	0	0	2	.000	1	.500	0	0-0
12 Sinclair, Darren	10-4	511	0	0	0	5	.000	1	.200	0	0-0
8 Parra, Victor	10-4	395	0	0	0	10	.000	4	.400	0	0-0
4 Cowdrill, Ben	10-5	392	0	0	0	6	.000	1	.167	0	0-0
15 West, Dylan	15-12	1227	0	1	1	5	.000	2	.400	0	0-0
18 Croucher, Sam	7-1	229	0	0	0	2	.000	0	.000	0	0-0
5 Kelly, Andrew	14-12	1115	0	0	0	1	.000	0	.000	0	0-0
3 McLaughlin, Kyler	16-16	1393	0	0	0	1	.000	1	1.000	0	0-0
1 Petermann, Felix	14-2	1263	0	1	1	0	.000	0	.000	0	0-0
21 Anastasi, Alex	3-0	51	0	0	0	1	.000	0	.000	0	0-0
<b>Total</b>	<b>19</b>	<b>19,608</b>	<b>28</b>	<b>22</b>	<b>78</b>	<b>271</b>	<b>.103</b>	<b>119</b>	<b>.439</b>	<b>6</b>	<b>1-1</b>
<b>Opponents</b>	<b>19</b>	<b>-</b>	<b>31</b>	<b>27</b>	<b>89</b>	<b>223</b>	<b>.139</b>	<b>96</b>	<b>.430</b>	<b>11</b>	<b>3-3</b>

	GP-GS	Minutes	GA	Avg	Saves	Pct	W	L	T	SO
1 Petermann, Felix	14-13	1263:02	22	1.57	51	.699	5	7	2	3/0
25 Espinoza, Emmanuel	6-6	514:41	9	1.57	12	.571	1	4	0	0/0
TM TEAM		0:00	0	0.00	1	1.000	0	0	0	0/0
<b>Total</b>	<b>19</b>	<b>1777:43</b>	<b>31</b>	<b>1.57</b>	<b>64</b>	<b>.674</b>	<b>6</b>	<b>11</b>	<b>2</b>	<b>3</b>
<b>Opponent</b>	<b>19</b>	<b>1777:43</b>	<b>28</b>	<b>1.42</b>	<b>91</b>	<b>.765</b>	<b>11</b>	<b>6</b>	<b>2</b>	<b>7</b>

Team saves: 1





	GP-GS	Min	G	A	Pts	Sh	Shot%	SOG	SOG%	GW	PK-ATT
6	Knibbs, Rory	20-19	1349	8	2	18	.174	29	.630	2	0-0
22	Beauchamp, Frankie	20-20	1396	3	6	12	.077	12	.308	1	3-3
10	Cowdrill, Ben	19-12	914	2	0	4	.077	12	.462	0	0-0
9	Mendez, Eric	19-6	746	1	0	2	.045	9	.409	1	0-0
21	Ruiz-Unger, Bryan	19-4	901	1	0	2	.077	5	.385	0	0-0
8	Croucher, Sam	12-7	661	1	0	2	.167	2	.333	0	1-1
19	Reiter, Ben	19-6	565	1	0	2	.250	2	.500	0	0-0
16	Portela, Colton	10-0	230	1	0	2	.250	4	1.000	0	0-0
13	Loveless, Jamison	18-14	1293	0	1	1	.000	3	.333	0	0-0
3	West, Dylan	15-13	1316	0	1	1	.000	1	.143	0	0-0
17	Ayala, Uriel	19-19	1583	0	1	1	.000	1	.500	0	0-0
20	Montano, Enrique	19-17	1539	0	0	0	.000	9	.300	0	0-0
5	O'Mahoney, Kyle	20-18	1718	0	0	0	.000	3	.273	0	0-0
14	Moya, Andy	19-18	1595	0	0	0	.000	3	.375	0	0-0
11	Ayala, Israel	17-16	1186	0	0	0	.000	3	.500	0	0-0
4	Kelly, Andy	17-16	1507	0	0	0	.000	3	.500	0	0-0
2	Thomas, Ryan	18-2	730	0	0	0	.000	2	.500	0	0-0
24	Anastasi, Alex	6-0	83	0	0	0	.000	0	.000	0	0-0
25	Walker, James	3-0	52	0	0	0	.000	1	1.000	0	0-0
18	Ruiz, Anthony	9-2	376	0	0	0	.000	0	.000	0	0-0
7	McLaughlin, Kyler	2-1	50	0	0	0	.000	0	.000	0	0-0
23	Espinoza, Emmanuel	16-15	1447	0	0	0	.000	0	.000	0	0-0
1	Petermann, Felix	7-6	480	0	0	0	.000	0	.000	0	0-0
	<b>Total</b>	<b>21</b>	<b>21767</b>	<b>18</b>	<b>11</b>	<b>47</b>	<b>.073</b>	<b>104</b>	<b>.419</b>	<b>4</b>	<b>4-4</b>
	<b>Opponents</b>	<b>21</b>	<b>-</b>	<b>37</b>	<b>29</b>	<b>103</b>	<b>.116</b>	<b>135</b>	<b>.425</b>	<b>13</b>	<b>3-5</b>
	GP-GS	Minutes	GA	Avg	Saves	Pct	W	L	T	SO	
23	Espinoza, Emmanuel	15-15	1410:40	22	1.40	69	.758	4	7	4	3/0
1	Petermann, Felix	7-6	570:23	15	2.37	28	.651	0	6	0	0/0
TM	TEAM		0:00	0	0.00	1	1.000	0	0	0	0/0
	<b>Total</b>	<b>21</b>	<b>1981:03</b>	<b>37</b>	<b>1.68</b>	<b>98</b>	<b>.726</b>	<b>4</b>	<b>13</b>	<b>4</b>	<b>3</b>
	<b>Opponents</b>	<b>21</b>	<b>1981:03</b>	<b>18</b>	<b>0.82</b>	<b>86</b>	<b>.827</b>	<b>13</b>	<b>4</b>	<b>4</b>	<b>10</b>

Team saves: 1



##	Name	GP-GS	Min	G	A	Pts	Sh	Sh%	SOG	SOG%	YC-RC	GW	PK-Att
8	Sanchez, Steven	18-18	1331	9	3	21	54	.167	21	.389	3-0	3	0-0
15	Salceda, Jonathan	18-14	1099	7	6	20	30	.233	18	.600	2-0	0	0-0
10	Murphy, Dylan	18-8	1038	4	2	10	15	.267	8	.533	3-0	0	0-0
6	Foster, Garret	16-1	417	3	0	6	12	.250	6	.500	0-0	2	0-0
12	Barnes, Thomas	18-14	1043	1	4	6	18	.056	8	.444	3-0	1	0-0
5	Ochoa, Diego	15-12	1051	1	2	4	22	.045	9	.409	1-0	1	0-0
25	Beauchamp, Frankie	15-14	1125	0	4	4	6	.000	0	.000	6-0	0	0-0
20	Montano, Enrique	18-18	1528	1	1	3	19	.053	9	.474	3-0	1	0-0
17	McLaughlin, Kyler	11-4	536	1	1	3	2	.500	1	.500	1-0	0	0-0
24	Mendez, Eric	5-3	193	1	0	2	4	.250	4	1.000	2-0	0	0-0
7	Romero, Christian	14-13	1128	0	1	1	2	.000	0	.000	2-1	0	0-0
9	Murillo, Mauricio	17-17	1393	0	0	0	6	.000	0	.000	1-0	0	0-0
14	Pipe, Jasper	14-2	311	0	0	0	3	.000	2	.667	2-0	0	0-0
11	Ayala, Israel	12-4	555	0	0	0	3	.000	0	.000	0-0	0	0-0
19	Velazquez, Edwin	13-10	902	0	0	0	2	.000	1	.500	1-0	0	0-0
18	Rana, Ajaya	4-0	53	0	0	0	2	.000	0	.000	0-0	0	0-0
13	Loveless, Jamison	7-0	61	0	0	0	1	.000	0	.000	0-0	0	0-0
4	Murphy, Nick	18-18	1641	0	0	0	1	.000	0	.000	0-0	0	0-0
2	Thomas, Ryan	13-10	952	0	0	0	1	.000	1	1.000	1-0	0	0-0
28	Schwinn, Michael	13-13	1189	0	0	0	0	.000	0	.000	1-0	0	0-0
22	Martin, Ricky	2-0	19	0	0	0	0	.000	0	.000	0-0	0	0-0
	<b>Total</b>	<b>18</b>	<b>18,017</b>	<b>28</b>	<b>24</b>	<b>80</b>	<b>203</b>	<b>.138</b>	<b>88</b>	<b>.433</b>	<b>35-2</b>	<b>8</b>	<b>0-0</b>
	<b>Opponents</b>	<b>18</b>	<b>-</b>	<b>32</b>	<b>27</b>	<b>91</b>	<b>287</b>	<b>.111</b>	<b>118</b>	<b>.411</b>	<b>25-2</b>	<b>9</b>	<b>3-3</b>

##	Name	GP-GS	Minutes	GA	Avg	Saves	Pct	W	L	T	Sho	SF
23	Espinoza, Emmanuel	5-5	451:39	6	1.20	26	.812	3	2	0	2.0	85
28	Schwinn, Michael	13-13	1189:16	26	1.97	58	.690	5	7	1	2.0	197
TM	TEAM		0:00	0	0.00	2	1.000	0	0	0	0.0	0
	<b>Total</b>	<b>18</b>	<b>1640:55</b>	<b>32</b>	<b>1.76</b>	<b>86</b>	<b>.729</b>	<b>8</b>	<b>9</b>	<b>1</b>	<b>4</b>	<b>282</b>
	<b>Opponents</b>	<b>18</b>	<b>1640:55</b>	<b>28</b>	<b>1.54</b>	<b>60</b>	<b>.682</b>	<b>9</b>	<b>8</b>	<b>1</b>	<b>4</b>	<b>203</b>



##	Name	GP-GS	Min	G	A	Pts	Sh	Sh%	SOG	SOG%	YC-RC	GW	PK-Att
8	Sanchez, Steven	20-19	1407	7	5	19	45	.156	26	.578	1-0	6	0-0
20	Cashmere, Nick	20-19	1569	7	3	17	59	.119	29	.492	4-0	0	0-0
5	Ochoa, Diego	16-14	1146	3	3	9	27	.111	13	.481	0-0	0	3-3
10	Murphy, Dylan	20-19	1435	3	1	7	37	.081	15	.405	1-0	1	0-0
27	Casteneda, Roberto	19-18	1663	1	5	7	22	.045	6	.273	2-0	1	0-0
14	Hertler, Craig	20-7	911	2	2	6	21	.095	13	.619	1-0	0	0-0
32	La Spina, Allen	14-10	845	2	2	6	13	.154	8	.615	2-0	1	0-0
4	Addiego, Dan	18-18	1618	0	3	3	10	.000	5	.500	1-1	0	0-0
9	Murrillo, Maurico	19-14	1331	1	0	2	18	.056	7	.389	0-0	0	0-0
15	Salceda, Jonathan	16-3	616	0	1	1	12	.000	2	.167	2-0	0	0-0
2	Thomas, Ryan	8-2	270	0	1	1	0	.000	0	.000	0-0	0	0-0
6	Cortez, Jose	18-15	1298	0	0	0	10	.000	2	.200	4-0	0	0-0
17	Brinner, Omri	16-3	419	0	0	0	7	.000	1	.143	0-1	0	0-0
22	Martin, Ricky	7-6	597	0	0	0	3	.000	0	.000	2-0	0	0-0
16	Vogt, Austin	13-0	180	0	0	0	2	.000	1	.500	0-0	0	0-0
13	Loveless, Jamison	7-1	227	0	0	0	2	.000	1	.500	0-0	0	0-0
12	Cooper, Jordan	11-0	235	0	0	0	2	.000	1	.500	0-0	0	0-0
7	Romero, Christian	15-10	909	0	0	0	2	.000	1	.500	0-0	0	0-0
3	Murphy, Nick	19-19	1738	0	0	0	2	.000	0	.000	1-0	0	0-0
19	Velazquez, Edwin	8-3	345	0	0	0	0	.000	0	.000	2-0	0	0-0
11	Cabiles, David	2-0	52	0	0	0	0	.000	0	.000	0-0	0	0-0
1	Lester, Jonathan	19-19	1784	0	0	0	0	.000	0	.000	2-1	0	0-0
	<b>Total</b>	<b>20</b>	<b>20,697</b>	<b>27</b>	<b>26</b>	<b>80</b>	<b>294</b>	<b>.092</b>	<b>132</b>	<b>.449</b>	<b>28-3</b>	<b>9</b>	<b>3-3</b>
	<b>Opponents</b>	<b>20</b>	<b>-</b>	<b>26</b>	<b>21</b>	<b>73</b>	<b>293</b>	<b>.089</b>	<b>137</b>	<b>.468</b>	<b>24-2</b>	<b>8</b>	<b>3-4</b>

##	Name	GP-GS	Minutes	GA	Avg	Saves	Pct	W	L	T	Sho
0	Highton, Doug	2-1	101:49	1	0.88	3	.750	0	1	0	0/0
1	Lester, Jonathan	19-19	1784:37	25	1.26	105	.808	9	7	3	3/0
TM	TEAM	0-0	0:00	0	0.00	3	1.000	0	0	0	0/0
	<b>Total</b>	<b>20</b>	<b>1886:26</b>	<b>26</b>	<b>1.24</b>	<b>111</b>	<b>.810</b>	<b>9</b>	<b>8</b>	<b>3</b>	<b>3</b>
	<b>Opponents</b>	<b>20</b>	<b>1886:26</b>	<b>27</b>	<b>1.29</b>	<b>105</b>	<b>.795</b>	<b>8</b>	<b>9</b>	<b>3</b>	<b>8</b>



##	Name	GP-GS	Min	G	A	Pts	Sh	Sh%	SOG	SOG%	YC-RC	GW	PK-Att
18	Boemecke, Josh	19-19	1400	9	0	18	56	.161	25	.446	1-0	3	0-0
13	Cukar, Nick	19-19	1114	2	4	8	27	.074	10	.370	0-0	1	0-0
22	Martin, Ricky	18-17	1505	2	1	5	4	.500	3	.750	4-0	1	0-0
12	Cordova, Stephen	16-2	437	2	0	4	13	.154	5	.385	1-0	1	0-0
27	Casteneda, Roberto	18-16	1543	1	2	4	35	.029	15	.429	3-0	0	0-0
20	Cashmere, Nick	18-4	830	1	1	3	26	.038	7	.269	6-0	0	0-0
16	Yniguez, Oscar	13-11	697	1	0	2	17	.059	6	.353	1-0	0	0-0
4	Addiego, Dan	19-18	1653	1	0	2	12	.083	3	.250	2-0	0	0-0
8	Sanchez, Steven	13-0	318	1	0	2	6	.167	3	.500	2-0	1	0-0
10	Murphy, Dylan	16-6	631	0	2	2	19	.000	3	.158	2-0	0	0-0
32	La Spina, Allen	13-12	1049	0	2	2	6	.000	3	.500	0-0	0	0-0
6	Hodgson, Sam	19-18	1565	0	1	1	16	.000	3	.188	3-0	0	0-0
21	Dorrego, Ricky	18-9	684	0	1	1	14	.000	4	.286	3-0	0	0-0
11	Castro, Justin	15-4	427	0	1	1	8	.000	2	.250	0-0	0	0-0
7	Romero, Christian	10-3	318	0	1	1	3	.000	1	.333	1-0	0	0-0
17	Brinner, Omri	13-4	423	0	0	0	11	.000	3	.273	1-0	0	0-0
14	Wimsatt, Richard	16-1	536	0	0	0	7	.000	3	.429	1-0	0	0-0
19	Cortez, Jose	9-7	609	0	0	0	6	.000	1	.167	1-0	0	0-0
2	O'Connor, Joe	6-0	201	0	0	0	4	.000	3	.750	1-1	0	0-0
9	Murillo, Mauricio	3-1	56	0	0	0	1	.000	1	1.000	0-0	0	0-0
3	Murphy, Nick	19-19	1725	0	0	0	0	.000	0	.000	2-0	0	0-0
1	Lester, Jonathan	15-15	1375	0	0	0	0	.000	0	.000	1-0	0	0-0
	<b>Total</b>	<b>19</b>	<b>19,462</b>	<b>20</b>	<b>16</b>	<b>56</b>	<b>291</b>	<b>.069</b>	<b>104</b>	<b>.357</b>	<b>38-1</b>	<b>7</b>	<b>0-0</b>
	<b>Opponents</b>	<b>19</b>	<b>-</b>	<b>21</b>	<b>19</b>	<b>61</b>	<b>246</b>	<b>.085</b>	<b>112</b>	<b>.455</b>	<b>34-1</b>	<b>9</b>	<b>2-3</b>

##	Name	GP-GS	Minutes	GA	Avg	Saves	Pct	W	L	T	Sho
0	Highton, Doug	1-0	21:54	0	0.00	0	.000	0	0	0	0/0
1	Lester, Jonathan	15-15	1419:28	16	1.01	72	.818	5	7	3	5/0
23	Martinez, Rene	4-4	343:04	5	1.31	14	.737	2	1	0	0/0
TM	TEAM	0-0	0:00	0	0.00	5	1.000	0	0	0	1/0
	<b>Total</b>	<b>19</b>	<b>1784:26</b>	<b>21</b>	<b>1.06</b>	<b>91</b>	<b>.812</b>	<b>7</b>	<b>8</b>	<b>3</b>	<b>6</b>
	<b>Opponents</b>	<b>19</b>	<b>1784:26</b>	<b>20</b>	<b>1.01</b>	<b>84</b>	<b>.808</b>	<b>8</b>	<b>7</b>	<b>3</b>	<b>8</b>



##	Name	GP-GS	Min	G	A	Pts	Sh	Sh%	SOG	SOG%	YC-RC	GW	PK-Att
13	Nick Cukar	20-20	1358	8	1	17	47	.170	20	.426	1-0	1	0-0
18	Josh Boemecke	19-19	1637	4	5	13	25	.160	12	.480	1-1	1	0-0
11	Justin Castro	20-15	918	5	2	12	29	.172	13	.448	0-0	2	0-0
21	Ricky Dorrego	20-19	1073	2	6	10	29	.069	8	.276	2-0	1	0-0
6	Oscar Yniguez	19-5	830	4	0	8	25	.160	8	.320	1-0	1	1-1
7	Colby Moore	20-20	1238	1	5	7	27	.037	11	.407	4-0	1	0-0
5	Oscar Monjaras	18-18	1575	3	0	6	5	.600	3	.600	5-1	1	3-3
15	Robert Jackson	17-0	476	2	0	4	20	.100	7	.350	4-0	0	0-0
4	Dan Addiego	19-19	1663	1	1	3	7	.143	3	.429	1-0	1	0-0
10	Christian Romero	9-2	331	0	2	2	2	.000	0	.000	1-0	0	0-0
17	Omri Brinner	7-1	227	0	1	1	2	.000	0	.000	1-0	0	0-0
8	Steven Sanchez	19-1	674	0	0	0	14	.000	5	.357	2-0	0	0-0
20	Dylan Murphy	19-0	506	0	0	0	13	.000	6	.462	0-0	0	0-0
9	Mauricio Murillo	19-18	1466	0	0	0	10	.000	3	.300	1-0	0	0-0
2	Brian McGuire	15-14	1304	0	0	0	5	.000	1	.200	2-1	0	0-0
24	Nick Carrara	11-5	635	0	0	0	2	.000	1	.500	4-1	0	0-0
14	Eric Angell	11-3	338	0	0	0	1	.000	0	.000	1-1	0	0-0
3	Nick Murphy	20-20	1818	0	0	0	1	.000	1	1.000	0-0	0	0-0
19	Nik Allen	2-1	50	0	0	0	0	.000	0	.000	0-0	0	0-0
16	George Fahmy	2-0	13	0	0	0	0	.000	0	.000	0-0	0	0-0
0	Jonathan Lester	18-18	1548	0	0	0	0	.000	0	.000	0-1	0	0-0
	<b>Total</b>	<b>20</b>	<b>19903</b>	<b>30</b>	<b>23</b>	<b>83</b>	<b>264</b>	<b>.114</b>	<b>102</b>	<b>.386</b>	<b>33-6</b>	<b>9</b>	<b>4-4</b>
	<b>Opponents</b>	<b>20</b>	<b>-</b>	<b>25</b>	<b>24</b>	<b>74</b>	<b>232</b>	<b>.108</b>	<b>86</b>	<b>.371</b>	<b>29-1</b>	<b>10</b>	<b>2-2</b>

##	Name	GP-GS	Minutes	GA	Avg	Saves	Pct	W	L	T	Sho	SF
0	Jonathan Lester	18-18	1639:08	20	1.10	48	.706	9	7	1	7/0	195
1	Tyler Newman	3-2	225:00	5	2.00	12	.706	0	3	0	0/0	34
TM	TEAM	0-0	0:00	0	0.00	1	1.000	0	0	0	0/0	0
	<b>Total</b>	<b>20</b>	<b>1864:08</b>	<b>25</b>	<b>1.21</b>	<b>61</b>	<b>.709</b>	<b>9</b>	<b>10</b>	<b>1</b>	<b>7</b>	<b>229</b>
	<b>Opponents</b>	<b>20</b>	<b>1864:08</b>	<b>30</b>	<b>1.45</b>	<b>72</b>	<b>.706</b>	<b>10</b>	<b>9</b>	<b>1</b>	<b>5</b>	<b>247</b>



##	Name	GP-GS	Min	G	A	Pts	Sh	Sh%	SOG	SOG%	YC-RC	GW	PK-Att
13	Cukar, Nick	18-18	1297	9	0	18	50	.180	24	.480	1-0	7	0-0
20	Burgos, Jr., Efrain	13-11	999	5	3	13	77	.065	30	.390	1-1	1	0-0
21	Dorrego, Ricky	17-16	1094	4	4	12	26	.154	10	.385	0-0	0	0-0
10	Akiyama, Hiroki	17-16	1491	3	6	12	32	.094	16	.500	1-0	1	0-0
7	Moore, Colby	17-17	1162	1	8	10	32	.031	12	.375	4-1	0	0-0
12	Cordova, Stephen	16-2	565	1	1	3	32	.031	8	.250	2-1	0	0-0
16	Yniguez, Oscar	12-6	552	1	1	3	12	.083	2	.167	0-0	0	0-0
6	Brand, Ed	17-17	1617	1	0	2	4	.250	1	.250	2-1	0	1-1
4	Wenyon, Gavin	17-17	1619	1	0	2	4	.250	2	.500	0-0	0	0-0
26	Cutler, Sky	4-0	73	1	0	2	1	1.000	1	1.000	0-0	0	0-0
14	Shore, Sam	15-15	1452	0	2	2	7	.000	0	.000	3-0	0	0-0
2	McGuire, Brian	17-4	875	0	2	2	6	.000	2	.333	2-0	0	0-0
18	Boemecke, Josh	16-16	1416	0	1	1	12	.000	4	.333	5-0	0	0-0
19	Kaar, Boyah	12-7	715	0	1	1	3	.000	1	.333	0-0	0	0-0
8	Addiego, Dan	7-4	432	0	1	1	2	.000	1	.500	0-0	0	0-0
5	Monjaras, Oscar	11-11	923	0	1	1	1	.000	0	.000	2-0	0	0-0
15	Jackson, Robert	16-1	551	0	0	0	12	.000	2	.167	6-0	0	0-0
9	Young, Brent	9-1	129	0	0	0	5	.000	2	.400	0-0	0	0-0
11	Castro, Justin	5-0	107	0	0	0	1	.000	0	.000	0-0	0	0-0
28	Sweeney, Lewis	15-14	1370	0	0	0	0	.000	0	.000	0-0	0	0-0
17	Vossoughi, Aria	1-0	5	0	0	0	0	.000	0	.000	0-0	0	0-0
3	Madu, Kachiside	4-1	165	0	0	0	0	.000	0	.000	0-0	0	0-0
1	Mann, Richard	5-4	357	0	0	0	0	.000	0	.000	0-0	0	0-0
	<b>Total</b>	<b>18</b>	<b>18,966</b>	<b>27</b>	<b>31</b>	<b>85</b>	<b>319</b>	<b>.085</b>	<b>118</b>	<b>.370</b>	<b>30-4</b>	<b>9</b>	<b>1-1</b>
	<b>Opponents</b>	<b>18</b>	<b>-</b>	<b>19</b>	<b>21</b>	<b>59</b>	<b>278</b>	<b>.068</b>	<b>99</b>	<b>.356</b>	<b>31-4</b>	<b>5</b>	<b>0-0</b>

##	Name	GP-GS	Minutes	GA	Avg	Saves	Pct	W	L	T	Sho	SF
1	Mann, Richard	5-4	356:39	3	0.76	22	.880	3	0	1	2/0	63
28	Sweeney, Lewis	15-14	1370:13	16	1.05	58	.784	6	5	3	4/0	215
	<b>Total</b>	<b>18</b>	<b>1726:52</b>	<b>19</b>	<b>0.99</b>	<b>80</b>	<b>.808</b>	<b>9</b>	<b>5</b>	<b>4</b>	<b>6</b>	<b>278</b>
	<b>Opponents</b>	<b>18</b>	<b>1726:52</b>	<b>27</b>	<b>1.41</b>	<b>91</b>	<b>.771</b>	<b>5</b>	<b>9</b>	<b>4</b>	<b>3</b>	<b>317</b>



##	Name	GP-GS	Min	G	A	Pts	Sh	Sh%	SOG	SOG%	YC-RC	GW	PK-Att
9	Ibarra, Ismael	19-17	1156	9	3	21	59	.153	26	.441	5-0	1	0-0
13	Cukar, Nick	19-19	1303	6	2	14	34	.176	17	.500	0-0	3	0-0
16	Gonzalez, Julio	17-8	681	6	1	13	23	.261	9	.391	5-0	1	0-0
20	Burgos, Efrain	18-15	1392	5	1	11	63	.079	21	.333	6-0	3	0-0
7	Moore, Colby	15-2	646	5	1	11	18	.278	11	.611	4-0	0	0-0
21	Dorrego, Ricky	19-18	1392	0	5	5	16	.000	11	.688	1-0	0	0-0
6	Brand, Ed	16-15	1385	2	0	4	6	.333	5	.833	3-1	1	2-2
18	Carrizo, Savio	18-12	787	1	2	4	16	.062	8	.500	2-0	0	0-0
14	Murillo-Jimenez, Ed	19-0	521	1	1	3	13	.077	8	.615	1-0	0	0-0
3	Shore, Sam	18-18	1574	1	1	3	6	.167	2	.333	1-0	0	0-0
4	Wenyon, Gavin	19-19	1630	0	3	3	4	.000	1	.250	0-0	0	0-0
10	Akiyama, Hiroki	19-19	1678	1	0	2	12	.083	4	.333	0-0	1	0-0
19	Samy, Yousef	6-0	188	0	0	0	3	.000	1	.333	0-0	0	0-0
2	McGuire, Brian	19-9	1066	0	0	0	2	.000	0	.000	0-0	0	0-0
27	Alcala, Osvaldo	10-5	527	0	0	0	1	.000	0	.000	0-0	0	0-0
8	Morrison, Jacob	11-1	143	0	0	0	1	.000	0	.000	0-0	0	0-0
5	Monjaras, Oscar	15-13	1233	0	0	0	1	.000	1	1.000	4-0	0	0-0
1	Mann, Richard	9-9	825	0	0	0	0	.000	0	.000	1-0	0	0-0
	<b>Total</b>	<b>19</b>	<b>19,039</b>	<b>37</b>	<b>20</b>	<b>94</b>	<b>278</b>	<b>.133</b>	<b>125</b>	<b>.450</b>	<b>36-1</b>	<b>10</b>	<b>2-2</b>
	<b>Opponents</b>	<b>19</b>	<b>-</b>	<b>32</b>	<b>29</b>	<b>93</b>	<b>300</b>	<b>.107</b>	<b>119</b>	<b>.397</b>	<b>38-3</b>	<b>9</b>	<b>2-3</b>

##	Name	GP-GS	Minutes	GA	Avg	Saves	Pct	W	L	T	Sho	SF
28	Sweeney, Lewis	10-10	912:14	14	1.38	50	.781	6	4	0	3.0	140
1	Mann, Richard	9-9	824:21	18	1.97	33	.647	4	5	0	2.0	155
TM	TEAM		0:00	0	0.00	4	1.000	0	0	0	0.0	0
	<b>Total</b>	<b>19</b>	<b>1736:35</b>	<b>32</b>	<b>1.66</b>	<b>87</b>	<b>.731</b>	<b>10</b>	<b>9</b>	<b>0</b>	<b>5</b>	<b>295</b>
	<b>Opponents</b>	<b>19</b>	<b>1736:35</b>	<b>37</b>	<b>1.92</b>	<b>88</b>	<b>.704</b>	<b>9</b>	<b>9</b>	<b>0</b>	<b>1</b>	<b>274</b>



Name	GP-GS	Min	G	A	Pts	Sh	Sh%	SOG	SOG%	YC-RC	GW	PK-Att
Moore, Colby	17-9	0	4	0	8	18	.222	8	.444	0-0	2	0-0
Akiyama, Hiroki	18-18	0	3	2	8	40	.075	15	.375	0-0	2	0-0
Brand, Ed	16-16	0	2	2	6	6	.333	3	.500	0-0	1	0-0
Gonzalez, Julio	16-4	0	1	2	4	0	.000	16	.000	0-0	0	0-0
Wenyon, Gavin	18-18	0	1	2	4	7	.143		.571	0-0	1	0-0
Azevedo, Keven	4-1	0	1	0	2	2	.500	1	.500	0-0	0	0-0
Bent, El Shaddai	11-1	0	1	0	2	5	.200	2	.400	0-0	1	0-0
Morrison, Jacob	14-5	0	1	0	2	5	.200	2	.400	0-0	0	0-0
Carrizo, Savio	6-0	0	0	1	1	3	.000	1	.333	0-0	0	0-0
Perez, Daniel	17-17	0	0	1	1	14	.000	5	.357	0-0	0	0-0
Soto, Diego	15-15	0	0	1	1	27	.000	6	.222	0-0	0	0-0
Cross, Eric	6-4	0	0	0	0	1	.000	1	1.000	0-0	0	0-0
Fadlalla, Guilherme	3-0	0	0	0	0	2	.000	1	.500	0-0	0	0-0
Flowers, Nathan	6-2	0	0	0	0	1	.000	0	.000	0-0	0	0-0
McGuire, Brian	17-14	0	0	0	0	4	.000	4	1.000	0-0	0	0-0
Murillo-Jimenez, Ed	16-7	0	0	0	0	18	.000	6	.333	0-0	0	0-0
Samy, Yousef	14-6	0	0	0	0	15	.000	4	.267	0-0	0	0-0
Scheufler, Patrick	18-16	0	0	0	0	19	.000	2	.105	0-0	0	0-0
Shore, Sam	11-11	0	0	0	0	3	.000	0	.000	0-0	0	0-0
<b>Totals</b>	<b>18</b>	<b>-</b>	<b>15</b>	<b>11</b>	<b>41</b>	<b>206</b>	<b>.073</b>	<b>71</b>	<b>.345</b>	<b>29-7</b>	<b>7</b>	<b>2-2</b>
<b>Opponents</b>	<b>18</b>	<b>-</b>	<b>26</b>	<b>22</b>	<b>74</b>	<b>259</b>	<b>.100</b>	<b>102</b>	<b>.394</b>	<b>0-0</b>	<b>10</b>	<b>1-1</b>

Name	GP-GS	Minutes	GA	Avg	Saves	Pct	W	L	T	Sho
Mann, Richard	18-18	1580:59	23	1.31	72	.758	7	9	1	5.0
Baptista, Rodrigo	2-0	71:39	3	3.77	4	.571	0	1	0	0.0
<b>Totals</b>	<b>18</b>	<b>1652:38</b>	<b>26</b>	<b>1.42</b>	<b>76</b>	<b>.745</b>	<b>7</b>	<b>10</b>	<b>1</b>	<b>5</b>
<b>Opponents</b>	<b>18</b>	<b>1652:38</b>	<b>15</b>	<b>0.82</b>	<b>56</b>	<b>.789</b>	<b>10</b>	<b>7</b>	<b>1</b>	<b>9</b>





Name	GP-GS	Min	G	A	Pts	Sh	Sh%	SOG	SOG%	YC-RC	GW	PK-Att
Diaz, Nelson	18-18	0	10	2	22	76	.132	30	.395	3-1	5	0-0
Ibarra, Ismael	15-12	0	5	5	15	50	.100	24	.480	5-0	4	0-1
Gonzalez, Johnny	19-14	0	5	4	14	49	.102	15	.306	1-0	0	0-1
Oka, Dan	19-19	0	3	7	13	29	.103	10	.345	1-0	0	1-1
Wenyon, Gavin	18-18	0	0	9	9	7	.000	1	.143	0-0	0	0-0
Pender, Dylan	19-19	0	2	1	5	8	.250	4	.500	1-0	0	0-0
Perez, Daniel	18-15	0	2	1	5	17	.118	4	.235	2-0	0	0-0
Sorto, Marvin	15-9	0	1	3	5	17	.059	3	.176	1-1	1	0-0
Akiyama, Hiroki	12-7	0	1	1	3	16	.062	6	.375	0-0	0	0-0
Brand, Ed	19-19	0	1	1	3	5	.200	3	.600	4-0	1	1-1
Carrizo, Savio	6-1	0	1	0	2	5	.200	2	.400	0-0	0	0-0
Fadlalla, Guilherme	6-0	0	0	1	1	2	.000	1	.500	0-0	0	0-0
Bueno, Ernesto	4-0	0	0	0	0	0	.000	0	.000	1-0	0	0-0
Domingo, Darren	17-16	0	0	0	0	18	.000	3	.167	5-0	0	0-0
Douglas, Brent	6-6	0	0	0	0	0	.000	0	.000	0-0	0	0-0
Flores, Jose	8-1	0	0	0	0	6	.000	2	.333	1-0	0	0-0
Gleave, Chad	7-1	0	0	0	0	2	.000	0	.000	1-1	0	0-0
Mann, Richard	16-16	0	0	0	0	0	.000	0	.000	0-0	0	0-0
Perego, Aaron	3-0	0	0	0	0	1	.000	0	.000	0-0	0	0-0
Saunders, Ben	12-3	0	0	0	0	3	.000	0	.000	0-0	0	0-0
Scheuffer, Patrick	7-0	0	0	0	0	3	.000	0	.000	2-0	0	0-0
Soto, Diego	18-18	0	0	0	0	14	.000	5	.357	5-1	0	0-0
<b>Totals</b>	<b>19</b>	<b>-</b>	<b>31</b>	<b>35</b>	<b>97</b>	<b>328</b>	<b>.095</b>	<b>113</b>	<b>.345</b>	<b>33-4</b>	<b>11</b>	<b>2-4</b>
<b>Opponents</b>	<b>19</b>	<b>-</b>	<b>26</b>	<b>24</b>	<b>76</b>	<b>76</b>	<b>.342</b>	<b>100</b>	<b>1.316</b>	<b>38-2</b>	<b>5</b>	<b>4-4</b>

Name	GP-GS	Minutes	GA	Avg	Saves	Pct	W	L	T	Sho
Mann, Richard	16-16	1437:08	18	1.13	58	.763	10	3	3	4.0
Douglas, Brent	6-3	367:43	8	1.96	13	.619	1	2	0	1.0
<b>Totals</b>	<b>19</b>	<b>1804:51</b>	<b>26</b>	<b>1.30</b>	<b>74</b>	<b>.740</b>	<b>11</b>	<b>5</b>	<b>3</b>	<b>5</b>
<b>Opponents</b>	<b>19</b>	<b>1804:51</b>	<b>31</b>	<b>1.55</b>	<b>82</b>	<b>.726</b>	<b>5</b>	<b>11</b>	<b>3</b>	<b>2</b>



Name	GP-GS	Min	G	A	Pts	Sh	Sh%	SOG	SOG%	YC-RC	GW	PK-Att
McKinney, Tim	19-15	0	6	4	16	28	.214	16	.571	4-0	1	0-0
Gonzalez, Johnny	17-16	0	4	4	12	46	.087	23	.500	2-1	0	0-0
Mata, Frank	17-17	0	3	2	8	33	.091	13	.394	0-0	1	0-0
Sorto, Marvin	19-18	0	0	7	7	15	.000	3	.200	4-0	0	0-0
Poggio, Randy	11-5	0	1	3	5	11	.091	3	.273	2-0	0	0-0
Perego, Aaron	15-3	0	1	2	4	11	.091	3	.273	0-0	0	0-0
Halvorsen, Richard	19-19	0	1	1	3	10	.100	3	.300	2-0	0	0-0
Pender, Dylan	18-14	0	1	1	3	7	.143	3	.429	2-0	1	0-0
Diaz, Nelson	15-1	0	1	0	2	15	.067	4	.267	1-0	1	0-0
Flores, Jose	18-3	0	1	0	2	11	.091	6	.545	0-0	0	0-0
Gleave, Chad	7-0	0	1	0	2	2	.500	1	.500	0-0	0	0-0
Juarez, Jose	9-1	0	1	0	2	3	.333	2	.667	0-0	1	0-0
Mackey, Chris	19-19	0	0	2	2	10	.000	5	.500	3-0	0	0-0
Saunders, Ben	14-9	0	1	0	2	3	.333	1	.333	1-0	0	0-0
Scheuffer, Patrick	15-9	0	1	0	2	13	.077	3	.231	1-0	0	0-0
Mora, Heber	18-12	0	0	1	1	9	.000	2	.222	1-1	0	0-0
Rodriguez, Eric	18-11	0	0	1	1	6	.000	3	.500	1-0	0	0-0
Edden, Cory	2-2	0	0	0	0	0	.000	0	.000	3-0	0	0-0
Perez, Daniel	17-12	0	0	0	0	7	.000	4	.571	4-0	0	0-0
Sandwina, Lee	6-4	0	0	0	0	2	.000	1	.500	1-0	0	0-0
<b>Totals</b>	<b>19</b>	<b>-</b>	<b>23</b>	<b>28</b>	<b>74</b>	<b>242</b>	<b>.095</b>	<b>99</b>	<b>.409</b>	<b>34-3</b>	<b>5</b>	<b>0-0</b>
<b>Opponent</b>	<b>19</b>	<b>-</b>	<b>37</b>	<b>33</b>	<b>107</b>	<b>280</b>	<b>.132</b>	<b>138</b>	<b>.493</b>	<b>35-0</b>	<b>13</b>	<b>0-0</b>

Name	GP-GS	Minutes	GA	Avg	Saves	Pct	W	L	T	Sho
Benton, Dan	18-18	1638:09	31	1.70	91	.746	5	12	1	2.0
Brent, Douglas	2-1	138:03	6	3.91	4	.400	0	1	0	0.0
TEAM	0-0	0:00	0	0.00	6	1.000	0	0	0	0.0
<b>Totals</b>	<b>19</b>	<b>1776:12</b>	<b>37</b>	<b>1.87</b>	<b>101</b>	<b>.732</b>	<b>5</b>	<b>13</b>	<b>1</b>	<b>2</b>
<b>Opponents</b>	<b>19</b>	<b>1776:12</b>	<b>23</b>	<b>1.17</b>	<b>76</b>	<b>.768</b>	<b>13</b>	<b>5</b>	<b>1</b>	<b>8</b>



## 2003-04 SJSU SPARTANS MEN'S SOCCER

WAYNE SALVATORE  
PHOTOGRAPHY

Name	GP-GS	Min	G	A	Pts	Sh	Sh%	SOG	SOG%	YC-RC	GW	PK-Att
Poggio, Randy	20-20	0	14	4	32	63	.222	34	.540	2-1	3	2-2
Gonzalez, Johnny	20-19	0	9	3	21	37	.243	21	.568	1-1	5	1-1
McKinney, Tim	19-3	0	3	8	14	28	.107	15	.536	0-0	0	0-0
Flores, Jose	20-20	0	4	2	10	49	.082	19	.388	0-0	1	0-0
Rodriguez, Eric	16-0	0	3	0	6	9	.333	3	.333	0-0	0	0-0
Mackey, Chris	21-21	0	2	1	5	6	.333	4	.667	1-0	1	1-1
Mata, Frank	17-16	0	1	3	5	32	.031	13	.406	0-0	1	0-0
Sanfilippo, Frank	16-16	0	1	3	5	13	.077	5	.385	0-1	0	0-0
Juarez, Jose	14-2	0	1	3	5	7	.143	3	.429	2-0	0	0-0
Pender, Dylan	21-21	0	1	1	3	5	.200	3	.600	2-0	0	0-0
Rodriguez, Artin	18-16	0	0	3	3	2	.000	0	.000	4-0	0	0-0
Flores, Andres	9-3	0	1	0	2	5	.200	4	.800	0-0	1	0-0
Rundle, Ryan	14-2	0	1	0	2	11	.091	3	.273	1-0	0	0-0
Perego, Aaron	19-10	0	0	2	2	13	.000	5	.385	5-0	0	0-0
Martinez, Francisco	6-3	0	0	2	2	0	.000	0	.000	1-0	0	0-0
Perez, Daniel	15-7	0	0	1	1	9	.000	0	.000	5-0	0	0-0
Sandwina, Lee	18-16	0	0	1	1	5	.000	2	.400	2-0	0	0-0
Wright, Brian	6-0	0	0	1	1	1	.000	0	.000	0-0	0	0-0
Halvorsen, Richard	15-15	0	0	1	1	2	.000	0	.000	0-0	0	0-0
Gleave, Chad	5-0	0	0	0	0	0	.000	0	.000	1-0	0	0-0
Scheufler, Patrick	2-0	0	0	0	0	1	.000	1	1.000	0-0	0	0-0
Dominguez, Eddie	9-8	0	0	0	0	0	.000	0	.000	1-0	0	0-0
<b>Totals</b>	<b>21</b>	<b>-</b>	<b>41</b>	<b>38</b>	<b>120</b>	<b>298</b>	<b>.138</b>	<b>135</b>	<b>.453</b>	<b>27-3</b>	<b>12</b>	<b>4-4</b>
<b>Opponents</b>	<b>21</b>	<b>-</b>	<b>28</b>	<b>24</b>	<b>80</b>	<b>269</b>	<b>.104</b>	<b>122</b>	<b>.454</b>	<b>35-7</b>	<b>7</b>	<b>2-2</b>

Name	GP-GS	Minutes	GA	Avg	Saves	Pct	W	L	T	Sho
Tratten, Tyler	21-11	1015:28	17	1.51	64	.790	6	5	0	2.0
Dominguez, Eddie	9-8	787:40	10	1.14	20	.667	5	2	1	3.0
Benton, Dan	2-2	155:00	1	0.58	10	.900	1	0	1	0.0
<b>Totals</b>	<b>21</b>	<b>1958:08</b>	<b>28</b>	<b>1.29</b>	<b>94</b>	<b>.770</b>	<b>12</b>	<b>7</b>	<b>2</b>	<b>5</b>



Name	GP-GS	Min	G	A	Pts	Sh	Sh%	SOG	SOG%	YC-RC	GW	PK-Att
Chang, Tony	19-15	0	5	3	13	24	.208	13	.542	1-0	2	1-2
Poggio, Randy	21-13	0	5	2	12	25	.200	13	.520	1-1	1	0-0
Gonzalez, Johnny	15-8	0	5	1	11	30	.167	16	.533	1-0	2	0-0
Mata, Frank	20-17	0	2	4	8	33	.061	13	.394	0-0	0	0-0
Budnyy, Andiry	19-10	0	3	0	6	26	.115	11	.423	2-0	2	0-0
Martinez, Francisco	20-15	0	1	3	5	25	.040	12	.480	3-0	0	0-0
Sanfilippo, Frank	21-19	0	2	1	5	21	.095	6	.286	2-0	1	0-0
Villegas, Fausto	17-2	0	1	3	5	11	.091	4	.364	0-0	1	0-0
Gaines, Khota	20-15	0	1	1	3	18	.056	5	.278	1-0	0	0-0
Halvorsen, Richard	19-18	0	1	1	3	14	.071	2	.143	4-1	0	0-0
Domingo, Darrin	20-14	0	1	0	2	18	.056	3	.167	6-0	0	1-1
Harris, Trevor	15-5	0	1	0	2	13	.077	4	.308	3-0	1	0-0
Masaniai, Rawlston	20-19	0	0	1	1	7	.000	5	.714	0-0	0	0-0
Martinez, Fernando	14-1	0	0	0	0	4	.000	3	.750	1-0	0	0-0
Dominguez, Eddie	14-10	0	0	0	0	0	.000	0	.000	1-0	0	0-0
Doran, Jonathan	4-0	0	0	0	0	0	.000	0	.000	0-0	0	0-0
Frazier, Kyle	18-10	0	0	0	0	2	.000	1	.500	1-0	0	0-0
Patrick, Michael	5-0	0	0	0	0	0	.000	0	.000	0-0	0	0-0
Rodriguez, Eric	14-0	0	0	0	0	4	.000	2	.500	1-0	0	0-0
Scheufler, Patrick	10-0	0	0	0	0	5	.000	2	.400	1-0	0	0-0
Garcia, Jose	2-0	0	0	0	0	0	.000	0	.000	0-0	0	0-0
<b>Totals</b>	<b>21</b>	<b>-</b>	<b>30</b>	<b>20</b>	<b>80</b>	<b>290</b>	<b>.103</b>	<b>123</b>	<b>.424</b>	<b>30-2</b>	<b>11</b>	<b>2-3</b>
<b>Opponents</b>	<b>21</b>	<b>-</b>	<b>29</b>	<b>19</b>	<b>77</b>	<b>250</b>	<b>.116</b>	<b>112</b>	<b>.448</b>	<b>33-1</b>	<b>9</b>	<b>0-1</b>

Name	GP-GS	Minutes	GA	Avg	Saves	Pct	W	L	T	Sho
Dominguez, Eddie	12-10	1071:24	17	1.43	39	.696	4	7	0	1.0
Lawrence, Michael	7-6	655:05	9	1.24	26	.743	5	1	1	2.0
Benton, Dan	3-3	291:47	3	0.93	13	.812	2	1	0	2.0
TEAM	0-0	0:00	0	0.00	4	1.000	0	0	0	0.0
<b>Totals</b>	<b>21</b>	<b>2018:16</b>	<b>29</b>	<b>1.29</b>	<b>82</b>	<b>.739</b>	<b>11</b>	<b>9</b>	<b>1</b>	<b>6</b>
<b>Opponents</b>	<b>21</b>	<b>2018:16</b>	<b>30</b>	<b>1.34</b>	<b>93</b>	<b>.756</b>	<b>9</b>	<b>11</b>	<b>1</b>	<b>3</b>




Name	GP-GS	Min	G	A	Pts	Sh	Sh%	SOG	SOG%	YC-RC	GW	PK-Att
Lyssand, Lars	19-19	0	13	10	36	59	.220	25	.424	5-1	3	1-1
Mata, Frank	20-15	0	6	4	16	33	.182	17	.515	1-0	0	0-0
Castillo, Daniel	20-4	0	4	2	10	18	.222	8	.444	1-0	1	0-0
Juhlin, Sven	18-16	0	3	2	8	20	.150	11	.550	2-0	1	0-0
Sanfilippo, Frank	20-20	0	1	4	6	31	.032	18	.581	1-0	1	0-0
Halvorsen, Richard	17-16	0	2	1	5	8	.250	5	.625	6-1	2	0-0
Villegas, Fausto	18-13	0	2	0	4	13	.154	6	.462	1-0	0	1-1
Guerra, Gonzalo	16-15	0	1	1	3	16	.062	8	.500	2-0	0	0-0
Patrick, Michael	15-5	0	1	1	3	12	.083	3	.250	0-0	0	0-0
Pender, Dylan	15-8	0	1	1	3	7	.143	3	.429	0-0	1	0-0
Chang, Tony	20-20	0	1	0	2	23	.043	11	.478	3-0	0	0-0
Masaniai, Rawlston	17-16	0	1	0	2	2	.500	2	1.000	1-0	0	0-0
Bukowski, Nick	16-12	0	0	1	1	9	.000	0	.000	1-0	0	0-0
Rodriguez, Artin	18-9	0	0	1	1	6	.000	2	.333	0-0	0	0-0
Gibson, Thomas	9-7	0	0	1	1	7	.000	3	.429	1-0	0	0-0
Martinez, Fernando	11-1	0	0	1	1	8	.000	2	.250	0-0	0	0-0
Martinez, Francisco	17-4	0	0	0	0	14	.000	5	.357	2-0	0	0-0
Matteola, Vinney	17-0	0	0	0	0	2	.000	0	.000	1-0	0	0-0
Rodriguez, Eric	9-0	0	0	0	0	3	.000	1	.333	1-0	0	0-0
Calderon, Alvaro	4-0	0	0	0	0	1	.000	0	.000	0-0	0	0-0
<b>Totals</b>	<b>20</b>	<b>-</b>	<b>36</b>	<b>30</b>	<b>102</b>	<b>292</b>	<b>.123</b>	<b>130</b>	<b>.445</b>	<b>31-2</b>	<b>9</b>	<b>2-2</b>
<b>Opponents</b>	<b>20</b>	<b>-</b>	<b>28</b>	<b>27</b>	<b>83</b>	<b>211</b>	<b>.133</b>	<b>88</b>	<b>.417</b>	<b>18-1</b>	<b>6</b>	<b>2-3</b>

Name	GP-GS	Minutes	GA	Avg	Saves	Pct	W	L	T	Sho
Benton, Dan	12-9	1075:33	13	1.09	36	.735	2	3	4	3.0
Vega, Gilbert	7-5	509:15	12	2.12	16	.571	2	3	0	1.0
Dominguez, Eddie	7-6	336:18	3	0.80	7	.700	2	1	0	1.0
TEAM	0-0	0:00	0	0.00	2	1.000	0	0	0	0.0
<b>Totals</b>	<b>20</b>	<b>1921:06</b>	<b>28</b>	<b>1.31</b>	<b>61</b>	<b>.685</b>	<b>9</b>	<b>7</b>	<b>4</b>	<b>7</b>
<b>Opponents</b>	<b>20</b>	<b>1921:06</b>	<b>36</b>	<b>1.69</b>	<b>94</b>	<b>.723</b>	<b>7</b>	<b>9</b>	<b>4</b>	<b>3</b>



Name	GP-GS	Min	G	A	Pts	Sh	Sh%	SOG	SOG%	YC-RC	GW	PK-Att
Martinez, Jorge	22-22	0	17	11	45	66	.258	45	.682	2-0	7	0-1
Bardales, Isaias	22-22	0	11	3	25	86	.128	43	.500	1-0	2	0-0
Lyssand, Lars	21-20	0	5	9	19	78	.064	30	.385	5-0	1	0-0
Sanfilippo, Frank	22-22	0	4	6	14	34	.118	12	.353	1-0	2	0-0
Suarez, Ryan	22-22	0	5	3	13	20	.250	14	.700	3-0	2	0-0
Fife, Dan	21-21	0	4	1	9	19	.211	10	.526	2-0	3	2-2
Williams, Gareth	22-22	0	1	4	6	21	.048	9	.429	1-0	1	0-0
Chang, Tony	22-22	0	1	3	5	15	.067	6	.400	0-0	1	0-0
Gutierrez, Cesar	18-2	0	1	3	5	7	.143	1	.143	1-0	0	0-0
Villegas, Fausto	21-21	0	2	1	5	17	.118	5	.294	4-0	1	0-0
Gibson, Thomas	15-0	0	2	0	4	12	.167	4	.333	1-0	0	0-0
Hernandez, Carter	11-1	0	1	0	2	3	.333	2	.667	0-0	0	0-0
Guerra, Gonzalo	22-22	0	0	1	1	18	.000	6	.333	0-0	0	0-0
Martinez, Francisco	12-0	0	0	1	1	3	.000	1	.333	1-0	0	0-0
Barkley, Peter	6-0	0	0	0	0	3	.000	1	.333	0-0	0	0-0
Calderon, Alvaro	10-1	0	0	0	0	2	.000	0	.000	0-0	0	0-0
Castillo, Daniel	11-0	0	0	0	0	6	.000	3	.500	0-0	0	0-0
Flannery, Owen	4-0	0	0	0	0	2	.000	0	.000	0-0	0	0-0
Momita, Koji	2-0	0	0	0	0	3	.000	1	.333	0-0	0	0-0
Patrick, Michael	5-0	0	0	0	0	3	.000	1	.333	1-0	0	0-0
<b>Totals</b>	<b>22</b>	<b>-</b>	<b>54</b>	<b>46</b>	<b>154</b>	<b>418</b>	<b>.129</b>	<b>194</b>	<b>.464</b>	<b>24-0</b>	<b>20</b>	<b>2-3</b>
<b>Opponents</b>	<b>22</b>	<b>-</b>	<b>13</b>	<b>12</b>	<b>38</b>	<b>173</b>	<b>.075</b>	<b>68</b>	<b>.393</b>	<b>38-6</b>	<b>1</b>	<b>0-0</b>

Name	GP-GS	Minutes	GA	Avg	Saves	Pct	W	L	T	Sho
Humphreys, Chris	22-22	1941:44	12	0.56	51	.810	20	1	1	12.2
Horner, Jason	3-0	74:14	1	1.21	1	.500	0	0	0	0.2
<b>Totals</b>	<b>22</b>	<b>2015:58</b>	<b>13</b>	<b>0.58</b>	<b>55</b>	<b>.809</b>	<b>20</b>	<b>1</b>	<b>1</b>	<b>13</b>
<b>Opponents</b>	<b>22</b>	<b>2015:58</b>	<b>54</b>	<b>2.41</b>	<b>140</b>	<b>.722</b>	<b>1</b>	<b>20</b>	<b>1</b>	<b>0</b>



Name	GP-GS	Min	G	A	Pts	Sh	Sh%	SOG	SOG%	YC-RC	GW	PK-Att
Kebreab, Aman	20-10	0	8	1	17	48	.167	24	.500	1-0	2	1-1
Bardales, Isaias	19-19	0	6	3	15	52	.115	29	.558	1-0	2	1-1
Suarez, Ryan	19-19	0	3	1	7	23	.130	11	.478	6-0	0	1-1
Harper, Chad	20-20	0	2	2	6	32	.062	15	.469	0-0	0	0-0
Iverson, Henning	20-19	0	1	4	6	20	.050	6	.300	2-0	0	0-0
Martinez, Jorge	11-9	0	2	2	6	24	.083	10	.417	0-0	1	1-1
Murphy, Craig	12-1	0	3	0	6	5	.600	3	.600	0-0	1	0-0
Lyssand, Lars	19-19	0	1	3	5	41	.024	21	.512	2-1	0	1-1
Kurey, Jacob	18-14	0	0	4	4	11	.000	6	.545	0-0	0	0-0
Fife, Dan	19-13	0	1	1	3	12	.083	5	.417	0-0	1	0-0
Gutierrez, Alberto	14-4	0	0	3	3	10	.000	5	.500	1-0	0	0-0
Hernandez, Carter	11-3	0	1	1	3	10	.100	4	.400	4-0	0	0-0
Gibson, Thomas	14-0	0	1	0	2	3	.333	2	.667	1-0	0	0-0
Calderon, Alvaro	18-18	0	0	1	1	2	.000	0	.000	4-0	0	0-0
Murphy, Ben	10-2	0	0	1	1	2	.000	1	.500	1-0	0	0-0
Castillo, Daniel	12-5	0	0	0	0	4	.000	1	.250	2-0	0	0-0
Chang, Tony	4-0	0	0	0	0	0	.000	0	.000	1-0	0	0-0
Gutierrez, Cesar	16-10	0	0	0	0	9	.000	3	.333	0-0	0	0-0
Williams, Gareth	19-9	0	0	0	0	9	.000	6	.667	4-0	0	0-0
Winslow, Nick	12-6	0	0	0	0	2	.000	1	.500	1-0	0	0-0
TEAM	2-0	0	1	0	2	1	1.000	1	1.000	1-0	0	0-0
<b>Totals</b>	<b>20</b>	<b>-</b>	<b>30</b>	<b>27</b>	<b>87</b>	<b>320</b>	<b>.094</b>	<b>154</b>	<b>.481</b>	<b>32-1</b>	<b>7</b>	<b>5-5</b>
<b>Opponents</b>	<b>20</b>	<b>-</b>	<b>32</b>	<b>22</b>	<b>86</b>	<b>225</b>	<b>.142</b>	<b>95</b>	<b>.422</b>	<b>25-2</b>	<b>11</b>	<b>0-0</b>

Name	GP-GS	Minutes	GA	Avg	Saves	Pct	W	L	T	Sho
Vega, Gilbert	12-11	1046:51	15	1.29	29	.659	4	7	1	1.0
Humphreys, Chris	10-9	840:00	17	1.82	34	.667	3	4	1	1.0
<b>Totals</b>	<b>20</b>	<b>1886:51</b>	<b>32</b>	<b>1.53</b>	<b>63</b>	<b>.663</b>	<b>7</b>	<b>11</b>	<b>2</b>	<b>2</b>
<b>Opponents</b>	<b>20</b>	<b>1886:51</b>	<b>30</b>	<b>1.43</b>	<b>124</b>	<b>.805</b>	<b>11</b>	<b>7</b>	<b>2</b>	<b>7</b>



Name	GP-GS	Min	G	A	Pts	Sh	Sh%	SOG	SOG%	YC-RC	GW	PK-Att
Harper, Chad	19-8	0	9	4	22	31	.290	17	.548	0-0	1	0-0
Snyder, Brandon	21-21	0	7	7	21	73	.096	29	.397	0-0	3	2-2
Allain, Adriano	19-15	0	5	8	18	16	.312	9	.562	2-1	1	0-0
Martinez, Eduardo	20-20	0	4	10	18	52	.077	20	.385	3-2	0	0-1
Pace, Brandon	20-1	0	4	5	13	14	.286	10	.714	1-0	1	0-0
Lyssand, Lars	21-21	0	5	2	12	24	.208	12	.500	4-0	1	0-0
Martinez, Jorge	8-8	0	3	4	10	17	.176	9	.529	0-0	3	0-0
Villegas, Fausto	17-8	0	3	2	8	11	.273	5	.455	0-0	1	0-0
Duncan, Todd	21-21	0	3	0	6	11	.273	6	.545	0-0	1	0-0
Kebreab, Aman	15-11	0	1	4	6	15	.067	6	.400	1-1	0	0-0
Ibanez, Roger	16-2	0	2	1	5	12	.167	5	.417	1-0	0	0-0
Suarez, Ryan	19-19	0	2	1	5	10	.200	3	.300	4-0	0	0-0
Bergesen, Anders	20-20	0	2	0	4	16	.125	6	.375	2-0	2	1-1
Filippini, Brice	21-21	0	0	2	2	3	.000	2	.667	4-0	0	0-0
Hernandez, Carter	12-4	0	0	1	1	11	.000	5	.455	1-0	0	0-0
Vega, Gilbert	16-16	0	0	1	1	0	.000	0	.000	0-0	0	0-0
Williams, Gareth	7-0	0	0	1	1	0	.000	0	.000	0-0	0	0-0
Winslow, Nick	18-9	0	0	1	1	3	.000	0	.000	1-0	0	0-0
Murphy, Ben	4-1	0	0	0	0	1	.000	0	.000	0-0	0	0-0
TEAM	5-0	0	0	0	0	0	.000	0	.000	2-1	0	0-0
<b>Totals</b>	<b>21</b>	<b>-</b>	<b>50</b>	<b>54</b>	<b>154</b>	<b>319</b>	<b>.157</b>	<b>144</b>	<b>.451</b>	<b>26-5</b>	<b>14</b>	<b>3-4</b>
<b>Opponents</b>	<b>21</b>	<b>-</b>	<b>26</b>	<b>17</b>	<b>69</b>	<b>293</b>	<b>.089</b>	<b>132</b>	<b>.451</b>	<b>30-3</b>	<b>6</b>	<b>3-3</b>


Name	GP-GS	Minutes	GA	Avg	Saves	Pct	W	L	T	Sho
Vega, Gilbert	16-16	1397:33	18	1.16	71	.798	11	4	1	4.0
Humphreys, Chris	7-5	575:31	9	1.41	31	.775	3	2	0	3.0
<b>Totals</b>	<b>21</b>	<b>1973:04</b>	<b>27</b>	<b>1.23</b>	<b>105</b>	<b>.795</b>	<b>14</b>	<b>6</b>	<b>1</b>	<b>7</b>
<b>Opponents</b>	<b>21</b>	<b>1973:04</b>	<b>50</b>	<b>2.28</b>	<b>94</b>	<b>.653</b>	<b>6</b>	<b>14</b>	<b>1</b>	<b>1</b>





Name	GP-GS	Min	G	A	Pts	Sh	Sh%	SOG	SOG%	YC-RC	GW	PK-Att
Snyder, Brandon	19-16	0	8	3	19	60	.133	55	.917	0-0	5	0-0
Martinez, Jorge	18-16	0	8	2	18	29	.276	29	1.000	3-0	1	0-0
Harper, Chad	19-19	0	3	4	10	19	.158	17	.895	0-0	2	0-0
Martinez, Eduardo	18-18	0	3	3	9	37	.081	35	.946	2-1	0	0-0
Palsgrove, Shane	16-9	0	3	1	7	8	.375	8	1.000	3-0	0	0-0
Ibanez, Roger	16-5	0	2	2	6	10	.200	9	.900	1-0	0	0-0
Allain, Adriano	17-17	0	2	1	5	23	.087	23	1.000	4-1	0	0-0
Murphy, Craig	11-3	0	1	2	4	6	.167	6	1.000	1-0	0	0-0
Filippini, Brice	18-18	0	1	0	2	3	.333	3	1.000	0-0	0	0-0
Flannery, Owen	1-0	0	1	0	2	1	1.000	1	1.000	0-0	0	0-0
Franci, Jason	15-1	0	0	2	2	6	.000	6	1.000	1-0	0	0-0
Kebreab, Aman	2-2	0	1	0	2	6	.167	6	1.000	0-0	0	0-0
Pucillo, Gino	14-3	0	0	2	2	4	.000	4	1.000	1-0	0	0-0
Suarez, Ryan	10-5	0	1	0	2	7	.143	7	1.000	2-0	1	0-0
Baltazar, Cesar	19-18	0	0	1	1	4	.000	4	1.000	1-0	0	0-0
Berry, Kevin	19-19	0	0	1	1	20	.000	20	1.000	1-0	0	0-0
Cespedes, Alfredo	4-0	0	0	0	0	1	.000	1	1.000	0-0	0	0-0
Duncan, Todd	19-19	0	0	0	0	3	.000	2	.667	3-0	0	0-0
Main, Brandon	14-14	0	0	0	0	1	.000	1	1.000	1-0	0	0-0
Murphy, Ben	16-1	0	0	0	0	4	.000	4	1.000	1-0	0	0-0
Padilla, Eduardo	1-0	0	0	0	0	0	.000	0	.000	0-0	0	0-0
<b>Totals</b>	<b>19</b>	<b>-</b>	<b>34</b>	<b>30</b>	<b>98</b>	<b>252</b>	<b>.135</b>	<b>241</b>	<b>.956</b>	<b>25-2</b>	<b>9</b>	<b>0-0</b>
<b>Opponents</b>	<b>19</b>	<b>-</b>	<b>35</b>	<b>26</b>	<b>96</b>	<b>230</b>	<b>.152</b>	<b>222</b>	<b>.965</b>	<b>25-2</b>	<b>10</b>	<b>0-0</b>

Name	GP-GS	Minutes	GA	Avg	Saves	Pct	W	L	T	Sho
Main, Brandon	14-14	1275:00	24	1.69	60	.714	7	6	0	3.0
Humphries, Chris	7-5	525:00	11	1.89	26	.703	2	4	0	0.0
Padilla, Eduardo	1-0	21:00	0	0.00	1	1.000	0	0	0	0.0
<b>Totals</b>	<b>19</b>	<b>1821:00</b>	<b>35</b>	<b>1.73</b>	<b>87</b>	<b>.713</b>	<b>9</b>	<b>10</b>	<b>0</b>	<b>3</b>
<b>Opponents</b>	<b>19</b>	<b>1821:00</b>	<b>34</b>	<b>1.68</b>	<b>75</b>	<b>.688</b>	<b>10</b>	<b>9</b>	<b>0</b>	<b>3</b>



Name	GP-GS	Min	G	A	Pts	Sh	Sh%	SOG	SOG%	YC-RC	GW	PK-Att
Kebreab, Aman	18-17	0	13	6	32	53	.245	0	.000	0-0	4	0-0
Harper, Chad	19-19	0	10	5	25	40	.250	0	.000	0-0	2	0-0
Riehl, Jody	19-17	0	7	6	20	35	.200	0	.000	0-0	0	0-0
Martinez, Eduardo	19-17	0	4	3	11	31	.129	0	.000	0-0	2	0-0
Snyder, Brandon	15-15	0	3	3	9	40	.075	0	.000	0-0	1	0-0
Smith, Justin	19-12	0	0	6	6	14	.000	0	.000	0-0	0	0-0
Allain, Adriano	14-14	0	0	5	5	7	.000	0	.000	0-0	0	0-0
Palsgrove, Shane	15-0	0	1	2	4	6	.167	0	.000	0-0	0	0-0
Peterson, Claus	13-2	0	0	4	4	7	.000	0	.000	0-0	0	0-0
Price, Cameron	16-3	0	2	0	4	8	.250	0	.000	0-0	0	0-0
Aldrich, Cameron	7-0	0	0	2	2	2	.000	0	.000	0-0	0	0-0
Billington, Adam	10-8	0	1	0	2	2	.500	0	.000	0-0	0	0-0
Brown, C.J.	17-17	0	1	0	2	7	.143	0	.000	0-0	1	0-0
Cruz, Juan	10-3	0	1	0	2	6	.167	0	.000	0-0	0	0-0
Williams, Gareth	8-3	0	1	0	2	6	.167	0	.000	0-0	0	0-0
Gomez, Jaime	5-0	0	0	1	1	1	.000	0	.000	0-0	0	0-0
Duncan, Todd	19-19	0	0	0	0	5	.000	0	.000	0-0	0	0-0
Filippini, Brice	12-7	0	0	0	0	10	.000	0	.000	0-0	0	0-0
Orozco, Mario	19-17	0	0	0	0	7	.000	0	.000	0-0	0	0-0
<b>Totals</b>	<b>19</b>	<b>-</b>	<b>44</b>	<b>43</b>	<b>131</b>	<b>292</b>	<b>.151</b>	<b>0</b>	<b>.000</b>	<b>0-0</b>	<b>10</b>	<b>0-0</b>
<b>Opponents</b>	<b>19</b>	<b>-</b>	<b>29</b>	<b>24</b>	<b>82</b>	<b>229</b>	<b>.127</b>	<b>0</b>	<b>.000</b>	<b>0-0</b>	<b>6</b>	<b>0-0</b>

Name	GP-GS	Minutes	GA	Avg	Saves	Pct	W	L	T	Sho
Main, Brandon	19-19	1800:00	29	1.45	65	.691	10	6	3	4.2
Padilla, Eduardo	2-0	30:00	0	0.00	2	1.000	0	0	0	0.2
<b>Totals</b>	<b>19</b>	<b>1830:00</b>	<b>29</b>	<b>1.43</b>	<b>67</b>	<b>.698</b>	<b>10</b>	<b>6</b>	<b>3</b>	<b>4</b>
<b>Opponents</b>	<b>19</b>	<b>1830:00</b>	<b>44</b>	<b>2.16</b>	<b>73</b>	<b>.624</b>	<b>6</b>	<b>10</b>	<b>3</b>	<b>1</b>



Name	GP-GS	Min	G	A	Pts	Sh	Sh%	SOG	SOG%	YC-RC	GW	PK-Att
Martinez, Jason	18-15	0	10	4	24	45	.222	0	.000	0-0	0	0-0
Soraa, Espen	16-16	0	3	3	9	42	.071	0	.000	0-0	0	0-0
Orozco, Mario	15-14	0	1	3	5	11	.091	0	.000	0-0	0	0-0
Ortega, Daniel	8-8	0	2	1	5	6	.333	0	.000	0-0	0	0-0
Fernandez, Christian	12-11	0	2	0	4	25	.080	0	.000	0-0	0	0-0
Martinez, Eduardo	16-5	0	2	0	4	19	.105	0	.000	0-0	0	0-0
Riehl, Jody	16-10	0	1	2	4	11	.091	0	.000	0-0	0	0-0
Brown, C.J.	18-18	0	1	1	3	11	.091	0	.000	0-0	0	0-0
Cruz, Juan	15-8	0	1	1	3	12	.083	0	.000	0-0	0	0-0
Filippini, Brice	17-10	0	1	1	3	7	.143	0	.000	0-0	0	0-0
Billington, Adam	15-9	0	0	2	2	6	.000	0	.000	0-0	0	0-0
Duncan, Todd	18-17	0	1	0	2	9	.111	0	.000	0-0	0	0-0
Zubrycky, Taras	18-14	0	0	2	2	22	.000	0	.000	0-0	0	0-0
Smith, Justin	12-4	0	0	1	1	3	.000	0	.000	0-0	0	0-0
Allain, Adriano	15-2	0	0	0	0	3	.000	0	.000	0-0	0	0-0
Crawson, Trevor	6-2	0	0	0	0	2	.000	0	.000	0-0	0	0-0
Fratantaro, Dominic	15-10	0	0	0	0	5	.000	0	.000	0-0	0	0-0
Naime, Eddie	13-6	0	0	0	0	4	.000	0	.000	0-0	0	0-0
TEAM	2-0	0	2	0	4	0	.000	0	.000	0-0	0	0-0
<b>Totals</b>	<b>18</b>	<b>-</b>	<b>27</b>	<b>21</b>	<b>75</b>	<b>243</b>	<b>.111</b>	<b>0</b>	<b>.000</b>	<b>0-0</b>	<b>6</b>	<b>0-0</b>
<b>Opponents</b>	<b>18</b>	<b>-</b>	<b>38</b>	<b>34</b>	<b>110</b>	<b>296</b>	<b>.128</b>	<b>0</b>	<b>.000</b>	<b>0-0</b>	<b>11</b>	<b>0-0</b>

Name	GP-GS	Minutes	GA	Avg	Saves	Pct	W	L	T	Sho
Bateman, Keith	11-10	963:00	15	1.40	65	.812	6	5	1	4.0
Main, Brandon	8-8	747:00	23	2.77	53	.697	0	6	0	0.0
<b>Totals</b>	<b>18</b>	<b>1710:00</b>	<b>38</b>	<b>2.00</b>	<b>118</b>	<b>.756</b>	<b>6</b>	<b>11</b>	<b>1</b>	<b>4</b>
<b>Opponents</b>	<b>18</b>	<b>1710:00</b>	<b>27</b>	<b>1.42</b>	<b>85</b>	<b>.759</b>	<b>11</b>	<b>6</b>	<b>1</b>	<b>2</b>



Name	GP-GS	Min	G	A	Pts	Sh	Sh%	SOG	SOG%	YC-RC	GW	PK-Att
Weaver, Brian	19-19	0	8	12	28	63	.127	0	.000	0-0	0	0-0
Martinez, Jason	18-14	0	13	1	27	39	.333	0	.000	0-0	0	0-0
Alejandro, Tony	18-10	0	5	11	21	22	.227	0	.000	0-0	0	0-0
Soraa, Espen	18-18	0	4	5	13	43	.093	0	.000	0-0	0	0-0
Sposeto, Dominic	16-10	0	4	5	13	17	.235	0	.000	0-0	0	0-0
Zubrycky, Taras	14-2	0	4	4	12	22	.182	0	.000	0-0	0	0-0
Cruz, Juan	15-8	0	3	3	9	15	.200	0	.000	0-0	0	0-0
Riehl, Jody	16-1	0	2	3	7	9	.222	0	.000	0-0	0	0-0
Whittle, Paul	14-12	0	1	5	7	10	.100	0	.000	0-0	0	0-0
Ball, Matthew	12-10	0	2	2	6	6	.333	0	.000	0-0	0	0-0
Ortega, Daniel	12-7	0	1	4	6	7	.143	0	.000	0-0	0	0-0
Belideau, Spencer	16-13	0	1	2	4	16	.062	0	.000	0-0	0	0-0
Brown, C.J.	17-16	0	2	0	4	6	.333	0	.000	0-0	0	0-0
Sciotto, Dennis	19-18	0	2	0	4	6	.333	0	.000	0-0	0	0-0
Billington, Adam	8-8	0	1	1	3	6	.167	0	.000	0-0	0	0-0
Orozco, Mario	10-6	0	1	1	3	2	.500	0	.000	0-0	0	0-0
Blackwell, Brad	4-3	0	1	0	2	6	.167	0	.000	0-0	0	0-0
Stuart, Joe	12-10	0	0	1	1	3	.000	0	.000	0-0	0	0-0
Nguyen, Huy-Linh	10-5	0	0	0	0	1	.000	0	.000	0-0	0	0-0
Rueda, Alberto	9-0	0	0	0	0	1	.000	0	.000	0-0	0	0-0
<b>Totals</b>	<b>19</b>	<b>-</b>	<b>55</b>	<b>60</b>	<b>170</b>	<b>300</b>	<b>.183</b>	<b>0</b>	<b>.000</b>	<b>0-0</b>	<b>15</b>	<b>0-0</b>
<b>Opponents</b>	<b>19</b>	<b>-</b>	<b>20</b>	<b>17</b>	<b>57</b>	<b>212</b>	<b>.094</b>	<b>0</b>	<b>.000</b>	<b>0-0</b>	<b>4</b>	<b>0-0</b>

Name	GP-GS	Minutes	GA	Avg	Saves	Pct	W	L	T	Sho
Main, Brandon	14-12	1063:00	13	1.10	60	.822	8	3	0	3.2
Bateman, Keith	9-7	647:00	7	0.97	30	.811	7	1	0	1.2
<b>Totals</b>	<b>19</b>	<b>1710:00</b>	<b>20</b>	<b>1.05</b>	<b>90</b>	<b>.818</b>	<b>15</b>	<b>4</b>	<b>0</b>	<b>6</b>
<b>Opponents</b>	<b>19</b>	<b>1710:00</b>	<b>55</b>	<b>2.89</b>	<b>81</b>	<b>.596</b>	<b>4</b>	<b>15</b>	<b>0</b>	<b>1</b>



Name	GP-GS	Min	G	A	Pts	Sh	Sh%	SOG	SOG%	YC-RC	GW	PK-Att
Weaver, Brian	18-18	0	13	7	33	43	.302	0	.000	0-0	0	0-0
Blackwell, Brad	18-18	0	4	3	11	29	.138	0	.000	0-0	0	0-0
Wiebe, Scott	18-5	0	4	3	11	22	.182	0	.000	0-0	0	0-0
Ball, Matthew	14-14	0	4	1	9	15	.267	0	.000	0-0	0	0-0
Cruz, Juan	17-17	0	3	3	9	27	.111	0	.000	0-0	0	0-0
Ortega, Daniel	15-14	0	2	5	9	15	.133	0	.000	0-0	0	0-0
Belideau, Spencer	17-15	0	3	1	7	28	.107	0	.000	0-0	0	0-0
Stewart, Harrison	16-5	0	2	2	6	8	.250	0	.000	0-0	0	0-0
Andrade, Todd	18-15	0	1	3	5	15	.067	0	.000	0-0	0	0-0
Sciotto, Dennis	18-18	0	2	0	4	3	.667	0	.000	0-0	0	0-0
Alejandro, Tony	15-1	0	1	1	3	16	.062	0	.000	0-0	0	0-0
Brown, C.J.	18-18	0	1	0	2	4	.250	0	.000	0-0	0	0-0
Maass, Jason	8-3	0	1	0	2	2	.500	0	.000	0-0	0	0-0
Manzo, Alex	4-0	0	1	0	2	4	.250	0	.000	0-0	0	0-0
Riehl, Jody	18-3	0	0	1	1	12	.000	0	.000	0-0	0	0-0
McKay, Joel	11-3	0	0	0	0	9	.000	0	.000	0-0	0	0-0
Nguyen, Huy-Linh	13-7	0	0	0	0	3	.000	0	.000	0-0	0	0-0
Rodelas, Cesar	3-0	0	0	0	0	2	.000	0	.000	0-0	0	0-0
Rueda, Alberto	8-1	0	0	0	0	2	.000	0	.000	0-0	0	0-0
Whittle, Paul	14-11	0	0	0	0	8	.000	0	.000	0-0	0	0-0
TEAM	17-0	0	1	0	2	0	.000	0	.000	0-0	0	0-0
<b>Totals</b>	<b>18</b>	<b>-</b>	<b>43</b>	<b>30</b>	<b>116</b>	<b>255</b>	<b>.169</b>	<b>0</b>	<b>.000</b>	<b>0-0</b>	<b>9</b>	<b>0-0</b>
<b>Opponents</b>	<b>18</b>	<b>-</b>	<b>32</b>	<b>18</b>	<b>82</b>	<b>174</b>	<b>.184</b>	<b>0</b>	<b>.000</b>	<b>0-0</b>	<b>7</b>	<b>0-0</b>

Name	GP-GS	Minutes	GA	Avg	Saves	Pct	W	L	T	Sho
Bateman, Keith	18-18	1770:00	32	1.63	79	.712	9	7	2	4.0
<b>Totals</b>	<b>18</b>	<b>1770:00</b>	<b>32</b>	<b>1.63</b>	<b>79</b>	<b>.712</b>	<b>9</b>	<b>7</b>	<b>2</b>	<b>4</b>
<b>Opponents</b>	<b>18</b>	<b>1770:00</b>	<b>43</b>	<b>2.19</b>	<b>96</b>	<b>.691</b>	<b>7</b>	<b>9</b>	<b>2</b>	<b>3</b>



Name	GP-GS	Min	G	A	Pts	Sh	Sh%	SOG	SOG%	YC-RC	GW	PK-Att
Ball, Matthew	19-19	0	4	2	10	35	.114	0	.000	0-0	0	0-0
Hare, Anthony	15-13	0	3	3	9	24	.125	0	.000	0-0	0	0-0
Ortega, Daniel	19-13	0	4	1	9	23	.174	0	.000	0-0	0	0-0
Hackett, Mike	16-14	0	3	2	8	25	.120	0	.000	0-0	0	0-0
Belideau, Spencer	19-19	0	2	3	7	22	.091	0	.000	0-0	0	0-0
Tran, Mike	19-15	0	2	1	5	20	.100	0	.000	0-0	0	0-0
Adamitis, Troy	16-2	0	2	0	4	15	.133	0	.000	0-0	0	0-0
Whittle, Paul	15-12	0	1	2	4	14	.071	0	.000	0-0	0	0-0
Arazabal, Mike	15-3	0	1	1	3	13	.077	0	.000	0-0	0	0-0
Mulvihill, Jeff	15-1	0	1	1	3	6	.167	0	.000	0-0	0	0-0
Weaver, Brian	19-19	0	1	1	3	24	.042	0	.000	0-0	0	0-0
Wiebe, Scott	19-19	0	0	3	3	45	.000	0	.000	0-0	0	0-0
Bedinotti, Tom	3-1	0	1	0	2	4	.250	0	.000	0-0	0	0-0
Andrade, Todd	19-19	0	0	1	1	23	.000	0	.000	0-0	0	0-0
Sciotto, Dennis	12-0	0	0	1	1	4	.000	0	.000	0-0	0	0-0
Gowdy, Darren	10-0	0	0	0	0	3	.000	0	.000	0-0	0	0-0
McKay, Joel	11-1	0	0	0	0	6	.000	0	.000	0-0	0	0-0
Nguyen, Huy-Linh	17-13	0	0	0	0	3	.000	0	.000	0-0	0	0-0
Stewart, Harrison	11-5	0	0	0	0	1	.000	0	.000	0-0	0	0-0
<b>Totals</b>	<b>19</b>	<b>-</b>	<b>25</b>	<b>22</b>	<b>72</b>	<b>310</b>	<b>.081</b>	<b>0</b>	<b>.000</b>	<b>0-0</b>	<b>6</b>	<b>0-0</b>
<b>Opponents</b>	<b>19</b>	<b>-</b>	<b>38</b>	<b>28</b>	<b>104</b>	<b>301</b>	<b>.126</b>	<b>0</b>	<b>.000</b>	<b>0-0</b>	<b>10</b>	<b>0-0</b>

Name	GP-GS	Minutes	GA	Avg	Saves	Pct	W	L	T	Sho
Bateman, Keith	16-16	1539:30	35	2.05	79	.693	5	10	1	1.0
Hightower, Chris	3-3	330:00	2	0.55	16	.889	1	0	2	1.0
Arazabal, Mike	1-0	20:30	1	4.39	3	.750	0	0	0	0.0
<b>Totals</b>	<b>19</b>	<b>1890:00</b>	<b>38</b>	<b>1.81</b>	<b>98</b>	<b>.721</b>	<b>6</b>	<b>10</b>	<b>3</b>	<b>2</b>
<b>Opponents</b>	<b>19</b>	<b>1890:00</b>	<b>25</b>	<b>1.19</b>	<b>119</b>	<b>.826</b>	<b>10</b>	<b>6</b>	<b>3</b>	<b>7</b>



Name	GP-GS	Min	G	A	Pts	Sh	Sh%	SOG	SOG%	YC-RC	GW	PK-Att
Wiebe, Scott	20-20	0	4	2	10	40	.100	0	.000	0-0	0	0-0
Ball, Matthew	18-15	0	4	1	9	8	.500	0	.000	0-0	0	0-0
Bedinotti, Tom	20-13	0	3	1	7	20	.150	0	.000	0-0	0	0-0
Belideau, Spencer	19-18	0	3	0	6	9	.333	0	.000	0-0	0	0-0
Hackett, Mike	19-15	0	2	2	6	25	.080	0	.000	0-0	0	0-0
Hare, Anthony	18-18	0	2	2	6	9	.222	0	.000	0-0	0	0-0
Whittle, Paul	20-16	0	2	0	4	11	.182	0	.000	0-0	0	0-0
Adamitis, Troy	15-7	0	1	1	3	6	.167	0	.000	0-0	0	0-0
Schwager, Greg	12-10	0	1	1	3	11	.091	0	.000	0-0	0	0-0
Weaver, Brian	20-20	0	0	3	3	38	.000	0	.000	0-0	0	0-0
Andrade, Todd	16-6	0	1	0	2	3	.333	0	.000	0-0	0	0-0
Rico, Jorge	8-0	0	0	1	1	2	.000	0	.000	0-0	0	0-0
Stewart, Harrison	17-14	0	0	1	1	3	.000	0	.000	0-0	0	0-0
Arzabal, Michael	10-4	0	0	0	0	5	.000	0	.000	0-0	0	0-0
Bautista, Jim	10-0	0	0	0	0	3	.000	0	.000	0-0	0	0-0
Goodwin, Dan	16-3	0	0	0	0	4	.000	0	.000	0-0	0	0-0
Murray, Kevin	10-2	0	0	0	0	7	.000	0	.000	0-0	0	0-0
Nguyen, Huy-Linh	19-19	0	0	0	0	3	.000	0	.000	0-0	0	0-0
Virnelson, Todd	14-3	0	0	0	0	1	.000	0	.000	0-0	0	0-0
<b>Totals</b>	<b>20</b>	<b>-</b>	<b>23</b>	<b>15</b>	<b>61</b>	<b>210</b>	<b>.110</b>	<b>0</b>	<b>.000</b>	<b>0-0</b>	<b>5</b>	<b>0-0</b>
<b>Opponents</b>	<b>20</b>	<b>-</b>	<b>54</b>	<b>47</b>	<b>155</b>	<b>278</b>	<b>.194</b>	<b>0</b>	<b>.000</b>	<b>0-0</b>	<b>14</b>	<b>0-0</b>

Name	GP-GS	Minutes	GA	Avg	Saves	Pct	W	L	T	Sho
Hightower, Chris	18-18	1792:00	40	2.01	82	.672	5	12	1	2.0
Bedinotti, Ed	3-2	188:00	14	6.70	12	.462	0	2	0	0.0
<b>Totals</b>	<b>20</b>	<b>1980:00</b>	<b>54</b>	<b>2.45</b>	<b>94</b>	<b>.635</b>	<b>5</b>	<b>14</b>	<b>1</b>	<b>2</b>
<b>Opponents</b>	<b>20</b>	<b>1980:00</b>	<b>23</b>	<b>1.05</b>	<b>75</b>	<b>.765</b>	<b>14</b>	<b>5</b>	<b>1</b>	<b>6</b>



Name	GP-GS	Min	G	A	Pts	Sh	Sh%	SOG	SOG%	YC-RC	GW	PK-Att
Ngo, Phoung	21-18	0	3	6	12	15	.200	0	.000	0-0	0	0-0
Wiebe, Scott	21-19	0	3	4	10	23	.130	0	.000	0-0	0	0-0
Uribe, Hector	18-15	0	3	1	7	33	.091	0	.000	0-0	0	0-0
Baker, Michael	20-20	0	2	1	5	11	.182	0	.000	0-0	0	0-0
Hare, Anthony	20-14	0	1	3	5	10	.100	0	.000	0-0	0	0-0
Hernandez, Raul	18-12	0	2	1	5	18	.111	0	.000	0-0	0	0-0
Steward, Harrison	20-20	0	2	0	4	10	.200	0	.000	0-0	0	0-0
Adamitis, Troy	17-12	0	1	1	3	15	.067	0	.000	0-0	0	0-0
Arzabal, Michael	18-2	0	1	0	2	8	.125	0	.000	0-0	0	0-0
Andrade, Todd	20-18	0	0	0	0	9	.000	0	.000	0-0	0	0-0
Briggs, Pat	10-0	0	0	0	0	4	.000	0	.000	0-0	0	0-0
Chandler, Robert	19-6	0	0	0	0	8	.000	0	.000	0-0	0	0-0
Horne, Joe	21-21	0	0	0	0	2	.000	0	.000	0-0	0	0-0
Paccioletti, Jeff	18-15	0	0	0	0	4	.000	0	.000	0-0	0	0-0
Sciotto, Dennis	15-2	0	0	0	0	1	.000	0	.000	0-0	0	0-0
Welsh, Sean	19-12	0	0	0	0	4	.000	0	.000	0-0	0	0-0
<b>Totals</b>	<b>21</b>	<b>-</b>	<b>18</b>	<b>17</b>	<b>53</b>	<b>175</b>	<b>.103</b>	<b>0</b>	<b>.000</b>	<b>0-0</b>	<b>4</b>	<b>0-0</b>
<b>Opponents</b>	<b>21</b>	<b>-</b>	<b>45</b>	<b>35</b>	<b>125</b>	<b>278</b>	<b>.162</b>	<b>0</b>	<b>.000</b>	<b>0-0</b>	<b>17</b>	<b>0-0</b>

Name	GP-GS	Minutes	GA	Avg	Saves	Pct	W	L	T	Sho
Raak, Kevin	17-17	1547:00	29	1.69	74	.718	4	11	0	1.0
Vessel, Jean-Paul	6-4	463:00	16	3.11	28	.636	0	6	0	0.0
<b>Totals</b>	<b>21</b>	<b>2010:00</b>	<b>45</b>	<b>2.01</b>	<b>102</b>	<b>.694</b>	<b>4</b>	<b>17</b>	<b>0</b>	<b>1</b>
<b>Opponents</b>	<b>21</b>	<b>2010:00</b>	<b>18</b>	<b>0.81</b>	<b>75</b>	<b>.806</b>	<b>17</b>	<b>4</b>	<b>0</b>	<b>12</b>



**1954**  
**(0-6-0)**  
**Head Coach: Julius Menendez**

Stanford	L, 1-6
San Francisco	L, 1-5
California	L, 1-6
Santa Clara	L, 3-5
San Francisco CC	L, 3-7
San Francisco State	L, 1-3

**1955**  
**(2-4-1)**  
**Head Coach: Julius Menendez**

Santa Clara	W, 3-1
San Francisco	L, 1-6
California	L, 2-5
Stanford	L, 1-6
San Francisco CC	L, 2-3
San Francisco State	T, 2-2
Santa Clara	W, 3-1

**1956**  
**(2-5-2)**  
**Head Coach: Julius Menendez**

California	L, 0-4
San Francisco CC	L, 2-5
San Francisco State	T, 1-1
San Jose CC	W, 7-1
San Francisco	L, 1-2
Stanford	W, 2-1
UC Davis	L, 2-3
Santa Clara	L, 5-7
Santa Clara	T, 0-0

**1957**  
**(2-5-1)**  
**Head Coach: Julius Menendez**

UC Davis	L, 4-5
San Francisco State	W, 4-3
San Francisco CC	L, 1-5
San Francisco	L, 1-5
Santa Clara	W, 7-3
California	L, 0-2
Stanford	T, 1-1
Santa Clara	L, 2-3


**1958**  
**(1-5-1)**  
**Head Coach: Julius Menendez**

Stanford	L, 3-4
UC Davis	L, 2-4
San Francisco State	L, 0-1
California	T, 1-1

San Francisco	L, 0-8
Santa Clara	W, 4-1
San Francisco CC	L, 3-4

**1959**  
**(3-4-1)**  
**Head Coach: Julius Menendez**

Santa Clara	W, 2-1
Santa Clara	W, 9-1
San Francisco	L, 0-1
California	L, 2-3
San Francisco State	W, 10-1
UC Davis	T, 5-5
Stanford	L, 2-5
San Francisco CC	L, 2-6



*Lars Lyssand (1998-01) was a first-team All-MPSF performer and the conference MVP in 2001.*

*In Spartans history, he ranks sixth in assists (24) and ninth in shots (202).*

**1960**  
**(4-4-1)**  
**Head Coach: Julius Menendez**

Santa Clara	W, 5-1
Stanford	L, 1-5
UC Davis	L, 2-3
San Francisco State	W, 4-1
California	L, 0-11
San Francisco	T, 3-3

**YEAR-BY-YEAR SCORES (Since 1954)**

Santa Clara	W, 6-1
San Francisco CC	L, 1-6
Cal Poly-Pomona	W, 3-2

**1961**  
**(5-5-0)**  
**Head Coach: Julius Menendez**

Stanford	L, 1-2
Menlo College	W, 3-0
Santa Clara	W, 1-0
San Francisco CC	L, 0-7
Stanford	W, 2-1
Menlo College	W, 9-0
UC Davis	L, 2-5
California	L, 2-6
San Francisco	L, 0-5
San Francisco State	W, 4-2

**1962**  
**(2-6-0)**  
**Head Coach: Julius Menendez**

Stanford	L, 2-4
San Francisco	L, 0-3
California	L, 0-4
San Francisco State	L, 1-4
San Francisco CC	L, 0-2
UC Davis	W, 1-0
Stanford	W, 2-1
San Mateo CC	L, 1-3

**1963**  
**(7-4-0)**  
**Head Coach: Julius Menendez**

Chico State	W, 6-1
Air Force	W, 6-5
San Francisco State	W, 5-0
San Francisco	W, 8-0
California	L, 1-2
Stanford	L, 4-5
San Francisco State	W, 4-0
California	W, 2-1
San Francisco	L, 1-4
Stanford	W, 6-5
San Francisco	L, 1-2

**1964**  
**(9-3-2)**  
**Head Coach: Julius Menendez**

Santa Clara	W, 5-1
San Francisco State	W, 6-1
Air Force	T, 3-3
San Francisco	L, 1-6
California	W, 2-1
San Francisco State	W, 8-1
San Francisco	W, 2-1

## YEAR-BY-YEAR SCORES (Since 1954)

San Francisco CC	W, 4-2
California	W, 4-2
Stanford	W, 2-1
Denver	L, 1-2
Stanford	T, 3-3
Air Force <sup>^</sup>	W, 5-3
St. Louis <sup>^</sup>	L, 0-5

<sup>^</sup> - NCAA Tournament

### 1965

(8-3-2)

#### Head Coach: Julius Menendez

Chico State	W, 9-0
Diablo Valley	W, 12-0
San Francisco	W, 4-1
British Columbia	L, 0-8
San Francisco CC	L, 0-1
California	T, 1-1
San Francisco	T, 1-1
California	L, 1-2
Stanford	W, 6-5
San Francisco State	W, 3-1
Stanford	W, 3-1
Pacific	W, 5-4
San Francisco State	W, 3-1

### 1966

(9-2-0)

#### Head Coach: Julius Menendez

UC Santa Barbara	W, 10-1
Cal Poly	W, 10-1
Chico State	W, 9-0
California	W, 5-2
Stanford	W, 3-2
UC Santa Barbara	W, 6-2
San Francisco State	W, 3-2
UC Davis	W, 10-2
San Francisco	L, 1-2
Pacific	W, 2-0
San Francisco <sup>^</sup>	L, 1-2

<sup>^</sup> - NCAA Tournament

### 1967

(10-1-2)


#### Head Coach: Julius Menendez

Westmont	W, 6-0
Pacific	W, 6-0
Cal State Hayward	W, 9-1
Stanford	W, 7-0
San Francisco	W, 2-1
Santa Clara	W, 2-1
California	T, 2-2
Chico State	W, 1-0
British Columbia	W, 3-1

UC Davis	W, 5-2
San Francisco	W, 7-1
San Francisco State <sup>^</sup> %	T, 3-3
St. Louis <sup>^</sup>	L, 3-4

<sup>^</sup>% - NCAA Tournament (SJSU advances on penalty kicks)

<sup>^</sup> - NCAA Tournament



*Hiroki Akiyama (2005-08) earned CoSIDA/ESPN The Magazine Academic All-District VIII honors in 2007 and 2008. He was an Academic All-MPSF selection four times and a three-time All-MPSF performer.*

### 1968

(13-2-0)

#### Head Coach: Julius Menendez

Chico State	W, 9-2
UC Santa Cruz	W, 16-0
Cal Poly	W, 6-0
Pacific	W, 17-1
Santa Clara	W, 3-0
New Mexico	W, 4-0
California	W, 6-0
San Francisco State	W, 9-0
British Columbia	L, 2-4
Stanford	W, 11-0
California	W, 7-0
San Francisco	W, 2-1
UCLA <sup>^</sup>	W, 3-1
Air Force <sup>^</sup>	W, 1-0
Maryland <sup>^</sup>	L, 3-4

<sup>^</sup> - NCAA Tournament

### 1969

(13-2-0)

#### Head Coach: Julius Menendez

San Francisco State	W, 6-1
Westmont	W, 5-1
Long Beach State	W, 6-3
Cal State Hayward	W, 6-0
Pacific	W, 3-0
UC Santa Cruz	W, 15-0
Air Force	W, 2-1
San Francisco	L, 3-4
Saint Mary's	W, 10-1
Santa Clara	W, 8-1
California	W, 5-0
Stanford	W, 11-0
San Francisco	W, 3-1
Air Force <sup>^</sup>	W, 1-0
San Francisco <sup>^</sup>	L, 1-3

<sup>^</sup> - NCAA Tournament

### 1970

(11-1-2)

#### Head Coach: Julius Menendez

Cal State Hayward	W, 10-1
Saint Mary's	W, 5-0
San Francisco State	W, 6-1
UC Davis	W, 5-0
Stanford	W, 5-0
Pacific	W, 6-0
British Columbia	T, 1-1
Santa Clara	W, 8-1
San Francisco	T, 2-2
Chico State	W, 1-0
California	W, 3-0
Cal State Fullerton	W, 4-0
Biola	W, 1-0
Denver <sup>^</sup>	L, 1-2

<sup>^</sup> - NCAA Tournament

### 1971

(12-3-1)

#### Head Coach: Julius Menendez

Monterey Naval Academy	W, 9-0
Cal State Hayward	W, 9-0
Fresno State	W, 6-0
Saint Mary's	W, 6-0
San Francisco State	W, 2-0
UC Davis	W, 6-0
British Columbia	W, 1-0
British Columbia	T, 1-1
UCLA	L, 1-3
San Francisco	L, 0-3
Pacific	W, 3-0
Santa Clara	W, 2-1

Stanford	W, 5-1
California	W, 3-1
San Diego State <sup>^</sup>	W, 2-1
San Francisco <sup>^</sup>	L, 2-3

<sup>^</sup> - NCAA Tournament

**1972  
(14-2-1)**

**Head Coach: Julius Menendez**

San Francisco State	W, 6-0
Cal State Hayward	W, 6-1
Sacramento State	W, 3-0
Cal State Hayward	W, 10-0
British Columbia	T, 2-2
Western Washington	W, 4-1
UCLA	W, 4-3
Chico State	W, 1-0
UCLA	L, 2-3
Santa Clara	W, 2-1
Chico State	W, 3-0
California	W, 3-2
Stanford	W, 3-0
Pacific	W, 7-1
San Francisco	W, 1-0
Fresno State <sup>^</sup>	W, 4-0
UCLA <sup>^</sup>	L, 1-3

<sup>^</sup> - NCAA Tournament

**1973  
(7-5-3)**

**Head Coach: Julius Menendez**

Cal State Hayward	W, 3-0
San Francisco State	W, 2-1
Monterey Naval Academy	W, 2-0
Stanford	L, 0-1
Sacramento State	W, 5-0
Pacific	W, 4-0
Santa Clara	L, 2-3
British Columbia	L, 1-2
California	T, 1-1
Seattle	W, 1-0
Westmont	L, 0-1
Washington	W, 3-2
UCLA	T, 1-1
Chico State	T, 1-1
San Francisco	L, 3-4

**1974  
(9-3-4)**

**Head Coach: Julius Menendez**

Cal State Hayward	T, 1-1
Pacific	W, 6-0
San Francisco State	W, 5-1
Stanford	W, 1-0

Hawai'i	W, 2-0
Cal State Fullerton	W, 5-2
Chico State	T, 1-1
St. Louis	L, 0-1
Seattle Pacific	T, 1-1
Seattle	W, 2-0
UCLA	T, 2-2
Santa Clara	W, 2-1
California	W, 3-1
Sacramento State	W, 3-0
San Francisco	L, 0-4
UCLA <sup>^</sup>	L, 2-3

<sup>^</sup> - NCAA Tournament



*Steven Sanchez (2009-12) led the team in goals, shots and points in 2012 on his way to earning the Team MVP award. He also earned his second consecutive first-team NSCAA All-Far West Region honor that year.*

*Sanchez was an All-MPSF performer in both 2011 and 2012. In those two seasons, he racked up 16 goals and 40 points. Nine of his tallies were game-winners and earned him the moniker "The Sanchize".*

**YEAR-BY-YEAR SCORES (Since 1954)**

**1975**

**(9-5-2)**

**Head Coach: Julius Menendez**

Cal State Hayward	L, 0-3
Cal State Hayward	W, 3-0
San Francisco State	W, 3-1
UC Santa Cruz	W, 6-0
Chico State	L, 2-4
Seattle Pacific	T, 4-4
Washington State	W, 2-0
Southern Methodist	L, 0-2
Stanford	W, 5-3
San Diego State	W, 3-1
California	L, 1-3
Pacific	W, 2-0
Santa Clara	W, 1-0
San Francisco	T, 1-1
Sacramento State	W, 2-1
UCLA	L, 0-1

**1976**

**(13-4-1)**

**Head Coach: Julius Menendez**

San Francisco State	W, 13-0
Chico State	W, 1-0
Stanford	W, 4-0
St. Louis	L, 0-1
Pacific	W, 11-1
San Francisco	W, 1-0
San Francisco State	W, 6-1
UCLA	W, 3-0
Sacramento State	W, 3-1
UC Santa Barbara	L, 2-3
Cal State Fullerton	W, 5-4
Stanford	W, 3-0
Cal State Hayward	L, 1-4
California	W, 1-0
Southern California	W, 3-1
Santa Clara	T, 0-0
Washington <sup>^</sup>	W, 4-1
San Francisco <sup>^</sup>	L, 0-5

<sup>^</sup> - NCAA Tournament

**1977**

**(9-8-0)**

**Head Coach: Julius Menendez**

Simon Fraser	L, 1-2
Sacramento State	W, 2-0
San Francisco State	W, 5-0
Fresno State	W, 2-0
Cal State Hayward	W, 4-1
Oregon	W, 7-0
Pacific	W, 8-0
Stanford	W, 3-0

## YEAR-BY-YEAR SCORES (Since 1954)

UC Santa Barbara	W, 2-0
San Francisco	L, 1-3
Chico State	L, 1-2
Cal State Fullerton	W, 3-1
California	L, 1-2
UC Davis	L, 1-2
UCLA	L, 0-4
Southern California	L, 1-2
Santa Clara	L, 2-3

### 1978 (19-3-0)

#### Head Coach: Julius Menendez

8/25	Long Beach State	W, 4-1
9/8	Hartwick College+	W, 2-1
9/9	Oneota State+	W, 2-1
9/13	Albany State	W, 2-1
9/15	Cornell	W, 2-0
9/19	Sacramento State	
9/22	Indiana%	L, 0-1
9/23	St. Louis%	L, 1-3
9/25	Portland State	
9/28	Stanford	W, 3-1
10/5	Cal State Hayward	
10/7	UCLA	W, 3-2
10/9	Pacific	
10/11	Chico State	
10/15	San Francisco	L, 2-5
10/17	California	W, 3-2
10/20	UC Santa Barbara	W, 2-1
10/23	Saint Mary's	W, 8-0
10/25	UC Davis	
10/28	Santa Clara	W, 2-1
10/31	Fresno State	
11/5	Southern California	

+ - Oneota Mayors Cup (Oneota, N.Y.)  
% - Shrine Soccer Classic (San Jose, Calif.)

### 1979 (12-5-0)

#### Head Coach: Julius Menendez

9/2	Cal State Fullerton	L, 2-4
9/7	Sacramento State	W, 5-0
9/10	Cal State Hayward	WOT, 3-2
9/17	San Francisco State	WOT, 2-1
9/25	Saint Mary's	W, 15-0
9/29	Washington	W, 4-1
10/6	Pacific	W, 19-0
10/9	Fresno State	WOT, 2-1
10/13	Stanford	LOT, 1-2
10/20	San Francisco	L, 2-3
10/23	UC Davis	W, 1-0
10/26	California	W, 2-0
10/28	Chico State	WOT, 4-2


11/3	UCLA	L, 1-2
11/8	UC Santa Barbara	W, 3-0
11/11	Santa Clara	L, 0-4

### 1980 (13-6-1, 5-2-0 PSC)

#### Head Coach: Julius Menendez

9/5	vs. Chico State+	L, 0-1
9/7	at Santa Clara+	W, 1-0
9/13	at UC Santa Barbara	W, 3-1
9/16	Cal State Hayward	W, 2-0
9/19	Cal State Fullerton%	L, 0-2
9/23	at Sacramento State	W, 8-0
9/27	at U.S. International&	W, 3-0
9/28	vs. San Diego State&	L, 0-3
10/1	Pacific*	W, 10-0
10/5	Southern California	W, 5-2
10/8	at Fresno State*	W, 3-0
10/11	at Stanford*	L, 3-4
10/15	California*	W, 4-0
10/22	at Chico State	T, 2-2
10/28	UC Davis	W, 7-1
11/1	San Francisco*	L, 1-3
11/5	at Saint Mary's*	W, 5-1
11/7	UCLA	LOT, 0-1
11/10	at San Francisco State	W, 4-0
11/14	Santa Clara*	W, 1-0

+ - Olympia Gold Classic (Santa Clara, Calif.)  
% - Spartan Soccer Classic (San Jose, Calif.)  
& - USIU Classic (San Diego, Calif.)



*With 10 victories in 2005, Richard Mann (2005-08) is the last Spartan keeper to reach double-digit wins in a season.*

*He ranks fifth on the program's career shutout list with 13 and eighth in saves with 185.*

### 1981 (14-5-1)

#### Head Coach: Julius Menendez

8/28	Westmont	W, 3-2
9/1	U.S. International	W, 4-1
9/6	vs. Humboldt State	W, 6-0
9/11	at Pacific	W, 4-0
9/13	Cal State Hayward	W, 3-0
9/17	Portland	T, 2-2
9/20	San Diego State	L, 2-3
9/26	Stanford	W, 5-1
10/4	Air Force	W, 6-1
10/7	Saint Mary's	W, 5-0
10/11	UC Santa Barbara	W, 4-1
10/14	Cal Poly	W, 4-1
10/17	at UCLA	W, 1-0
10/20	Chico State	W, 2-1
10/25	Pacific	L, 1-2
10/28	at San Francisco	L, 1-2
10/31	Fresno State	L, 2-3
11/6	at Santa Clara	W, 1-0
11/11	Cal State Fullerton	W, 2-1
11/14	at California	L, 1-3

### 1982 (10-8-2, 5-2-0 PSC)

#### Head Coach: Julius Menendez

Cal State Fullerton	W, 2-0
San Francisco State	L, 0-2
Puget Sound	W, 6-0
U.S. International+	L, 1-2
St. Louis+	L, 0-3
Cal State Hayward	W, 1-0
BYU%	W, 1-0
Saint Mary's#	W, 2-1
Santa Clara#	W, 2-1
California%	T, 1-1
Stanford#	WOT, 2-1
UC Santa Barbara	LOT, 1-2
Pacific#	W, 3-2
Fresno State#	L, 1-3
Chico State	L, 0-1
Seattle Pacific&	L, 0-3
Cal State Northridge&	W, 2-0
California#	W, 3-1
San Francisco#	L, 1-5
UCLA	T, 2-2

+ - Budweiser Soccer Classic  
% - Metropolitan Life Insurance Soccer Classic  
& - Westmont Soccer Classic (Santa Barbara, Calif.)  
\* - Pacific Soccer Conference (PSC) Match

## YEAR-BY-YEAR SCORES (Since 1954)

### 1983

(12-6-2, 3-3-1 PSC, 1-1-0 PCAA)

Head Coach: Julius Menendez

Fresno Pacific	WOT, 2-1
Cal State Northridge	T, 1-1
San Francisco State	WOT, 1-0
Cal State Fullerton	W, 2-1
Cal State Hayward	W, 5-2
Stanford#	T, 2-2
Saint Mary's#	W, 1-0
UC Santa Barbara	L, 0-1
Pacific#*	W, 4-1
vs. Loyola Marymount+	W, 5-0
vs. BYU+	W, 2-0
Fresno State#*	L, 0-2
California#	L, 1-2
Long Beach State	W, 2-1
Westmont	W, 1-0
San Francisco#	W, 1-0
Chico State	L, 0-2
Loyola Marymount	W, 6-1
UCLA	L, 0-4
Santa Clara#	L, 0-2

+ - USIU Classic (San Diego, Calif.)

# - Pacific Soccer Conference (PSC) Match

\* - Pacific Coast Athletic Association (PCAA) Match

### 1984

(6-14-1, 2-5-0 PSC, 2-1-0 PCAA)

Head Coach: Julius Menendez

9/1	at UNLV+	LOT, 3-4
9/2	vs. San Diego State+	LOT, 1-2
9/5	San Francisco State	L, 0-1
9/7	American%	L, 1-2
9/8	BYU%	W, 2-1
9/12	at Sacramento State	W, 6-1
9/15	Long Beach State	L, 3-4
9/18	at Cal State Hayward	L, 1-3
9/12	at San Francisco#	L, 0-5
9/26	Stanford#	L, 1-2
9/29	Santa Clara#	W, 1-0
10/3	at Chico State	W, 3-0
10/6	at UC Santa Barbara*	W, 3-1
10/10	U.S. International	L, 3-4
10/13	California#	L, 0-3
10/15	Pacific#*	W, 4-1
10/27	at Fresno State#*	L, 0-1
10/28	Cal State Fullerton	T, 0-0
10/30	UCLA	L, 2-4
11/4	UNLV^	L, 0-2
11/10	at Saint Mary's#	L, 2-3

+ - Las Vegas Soccer Classic (Las Vegas, Nev.)

% - Goal Rush Classic (Fresno, Calif.)

# - Pacific Soccer Conference (PSC) Match

\* - Pacific Coast Athletic Association (PCAA) Match

^ - PCAA Championship

### 1985

(6-11-2, 3-4-0 PSC, 2-4-0 PCAA)

Head Coach: Julius Menendez

9/6	vs. Warner Pacific+	W, 4-2
9/7	at Westmont+	T, 2-2
9/12	UC Irvine*	W, 4-0
9/16	at San Francisco State	W, 3-1
9/19	Chico State	L, 1-2
9/22	UNLV*	L, 0-3
9/24	UC Santa Barbara*	LOT, 1-2
9/27	at Cal State Fullerton*	LOT, 1-2
9/29	at UCLA	L, 0-5
10/2	Sacramento State	T, 2-2
10/5	at U.S. International	L, 0-4
10/9	at Stanford#	L, 0-2
10/12	Saint Mary's#	W, 1-0
10/15	at Santa Clara#	W, 1-0
10/19	San Francisco#	L, 0-2
10/23	at Pacific*#	W, 3-0
10/30	at California#	L, 0-6
11/2	Fresno State*#	L, 0-2
11/6	Cal State Hayward	LOT, 1-3

+ - Westmont Classic (Santa Barbara, Calif.)

# - Pacific Soccer Conference (PSC) Match

\* - Pacific Coast Athletic Association (PCAA) Match

### 1986

(8-9-3, 1-5-0 PSC, 2-3-0 PCAA)

Head Coach: Julius Menendez

9/4	Western Washington	W, 5-0
9/9	UCLA	T, 2-2
9/11	San Francisco State	T, 2-2
9/14	UNLV*	L, 0-4
	at Cal State Hayward	LOT, 2-3
9/21	Cal State Fullerton*	WOT, 1-0
9/26	vs. Cal State Northridge+	L, 1-2
9/27	at Westmont+	T, 2-2
	at Chico State	WOT, 2-0
10/3	at UC Santa Barbara*	W, 2-0
	at UC Irvine*	L, 1-3
	at Saint Mary's#	L, 1-2
10/11	BYU	W, 3-2
	at Fresno State*#	L, 0-3
	at San Francisco#	L, 0-5
10/24	California#	W, 2-1
10/29	Santa Clara#	L, 0-1
11/1	Stanford#	L, 0-2
	at Sacramento State	W, 3-2
11/9	Brown	W, 3-0

+ - Westmont Classic (Santa Barbara, Calif.)

# - Pacific Soccer Conference (PSC) Match

\* - Pacific Coast Athletic Association (PCAA) Match

### 1987

(5-12-3, 2-3-1 PSC, 2-7-0 PCAA)

Head Coach: Julius Menendez

9/2	San Francisco#	L, 1-4
9/6	at UC Irvine*	LOT, 1-3
9/9	Chico State	T, 2-2
9/11	UC Irvine*	W, 1-0
9/16	Cal State Hayward	L, 1-6
9/19	at San Francisco State	T, 3-3
9/23	Saint Mary's#	W, 3-1
9/30	Cal State Fullerton*	L, 2-3
10/5	Loyola Marymount	W, 4-1
10/7	at California#	T, 1-1
10/11	at UC Santa Barbara*	L, 2-3
10/14	at Stanford#	W, 2-0
10/16	at UNLV*	L, 0-1
10/18	at Cal State Fullerton*	L, 1-2
10/21	UNLV*	L, 0-3
10/25	at Fresno State*	L, 0-6
10/28	Sacramento State	L, 0-3
10/30	UC Santa Barbara*	W, 2-1
11/1	Fresno State#	L, 0-8
11/4	at Santa Clara#	L, 0-4

# - Pacific Soccer Conference (PSC) Match

\* - Pacific Coast Athletic Association (PCAA) Match

### 1988

(2-18-0, 0-5-0 PSC, 1-9-0 Big West)

Head Coach: Julius Menendez

9/1	San Francisco State	W, 6-2
9/4	at Cal State Hayward	L, 1-2
9/7	at Chico State	L, 0-4
9/10	at Sacramento State	L, 0-1
9/14	Stanford#	L, 3-5
9/17	Fresno State*	L, 0-3
9/22	Santa Clara#	L, 0-4
9/25	at UCLA	L, 1-6
9/28	California#	L, 0-5
10/7	UC Irvine*	L, 0-1
10/9	UC Santa Barbara*	L, 2-3
10/16	UNLV*	L, 1-6
10/17	Cal State Fullerton*	W, 2-1
10/21	at Cal State Fullerton*	L, 0-3
10/23	at UNLV*	L, 1-11
10/28	at UC Santa Barbara*	L, 2-3
10/30	at UC Irvine*	L, 0-4
11/3	at Fresno State*	L, 0-2
11/6	at San Francisco#	L, 1-2
11/8	at Saint Mary's#	L, 2-3

# - Pacific Soccer Conference (PSC) Match

\* - Big West Conference Match

## YEAR-BY-YEAR SCORES (Since 1954)

### 1989

(5-15-1, 0-5-0 PSC, 1-8-1 Big West)

Head Coach: Julius Menendez

9/1	San Francisco State	W, 3-0
9/3	San Francisco#	L, 1-3
9/6	at Stanford#	L, 0-7
9/9	Cal State Hayward	W, 2-1
9/12	Chico State	L, 0-1
9/15	U.S. International	W, 5-1
9/19	at Santa Clara#	L, 0-10
9/26	Westmont	W, 2-1
9/29	at Cal State Fullerton*	T, 0-0
10/1	at UNLV*	L, 0-6
10/4	Saint Mary's#	L, 2-4
10/8	at Fresno State*	L, 1-3
10/13	UC Santa Barbara*	L, 1-3
10/15	UC Irvine*	W, 5-3
10/19	Fresno State*	L, 0-6
10/22	Sacramento State	L, 0-2
10/24	at California#	L, 2-3
10/27	at UC Irvine*	L, 2-3
10/29	at UC Santa Barbara*	L, 1-4
11/3	Cal State Fullerton*	L, 1-4
11/4	UNLV*	L, 0-1

# - Pacific Soccer Conference (PSC) Match

\* - Big West Conference Match

### 1990

(4-17-0, 2-8-0 Big West)

Head Coach: Gary St. Clair

9/1	at Chico State	L, 0-1
9/5	California	L, 0-2
9/7	Santa Clara	L, 1-2
9/10	San Francisco State	W, 2-0
9/13	at Cal State Hayward	L, 2-3
9/16	Cleveland State	L, 0-1
9/23	U.S. International	W, 3-1
9/26	at Saint Mary's	L2OT, 0-2
9/28	Cal State Fullerton*	L, 0-2
9/30	UNLV*	L, 1-4
10/5	at UC Santa Barbara*	L2OT, 0-1
10/7	at UC Irvine*	W, 2-1
10/10	Stanford	L, 0-4
10/14	Fresno State*	L, 0-3
10/17	at Sacramento State	L2OT, 0-1
10/21	at Fresno State*	L, 0-4
10/24	at San Francisco	L2OT, 2-4
10/28	UC Santa Barbara*	L, 0-3
10/30	UC Irvine*	W, 2-1
11/2	at UNLV*	L, 3-4
11/4	at Cal State Fullerton*	L, 0-1

\* - Big West Conference Match

### 1991

(5-14-1, 1-8-1 Big West)

Head Coach: Gary St. Clair

9/1	San Francisco	L, 0-2
9/2	California	W, 1-0
9/8	at San Diego State	L, 1-3
9/13	Cal State Hayward	WOT, 2-1
9/17	at San Francisco State	W, 1-0
9/22	Cal State Fullerton*	LOT, 3-7
9/27	UC Irvine*	L, 1-3
9/29	UC Santa Barbara*	L, 2-3
10/2	Sonoma State	WOT, 2-1
10/6	Fresno State*	L, 0-5
10/11	at UNLV*	L, 1-4
10/13	at Cal State Fullerton*	W, 4-2
10/17	at Fresno State*	L, 0-4
10/21	UNLV*	T, 1-1
10/22	at Stanford	L, 1-2
10/30	Sacramento State	LOT, 0-1
11/1	at UC Irvine*	LOT, 2-3
11/3	at UC Santa Barbara*	L, 0-1
11/6	at Santa Clara	L, 1-3
11/10	at UCLA	L, 0-8

\* - Big West Conference Match



*Chris Humphreys (1997-00) is tied for the program's career lead in shutouts (18) with former student-athlete and head coach Gary St. Clair.*

*Fourteen of his clean sheets came in 2000, the year the team went 20-1-1 and was ranked No. 1 in the nation.*

### 1992

(6-10-3, 1-5-1 MPSF)

Head Coach: Gary St. Clair

9/7	Seattle	T, 1-1
9/9	at Cal State Hayward	W, 1-0
9/11	Notre Dame de Namur	W, 2-0
9/15	San Francisco State	T, 1-1
9/18	at Cal State Northridge	L, 0-2
9/20	at UC Irvine	WOT, 3-1
9/22	UC Santa Cruz	W, 4-1
9/25	Humboldt State+	L, 0-1
9/26	Chico State+	W, 4-1
9/29	at San Francisco	L, 0-2
10/2	at Oregon State*	L, 0-2
10/4	at Washington*	L, 1-5
10/11	Air Force*	W, 5-3
10/14	Santa Clara	L, 0-3
10/16	at Fresno State*	L, 0-4
10/23	at Stanford*	L, 1-6
10/27	at Saint Mary's	LOT, 1-2
10/31	Sacramento State*	T, 1-1
11/4	California*	L, 0-2

+ - Mitre Classic (San Jose, Calif.)

\* - Mountain Pacific Sports Federation (MPSF) Match

### 1993

(9-7-2, 1-5-1 MPSF)

Head Coach: Gary St. Clair

9/7	at San Francisco State	W, 1-0
9/10	vs. New Mexico+	LOT, 3-5
9/12	at UNLV+	W, 4-3
9/15	Cal State Hayward	W, 5-1
9/19	Cal State Northridge	W, 2-1
9/21	Cal Poly	W, 2-0
9/24	TCU%	W, 6-1
9/26	UC Irvine%	W, 4-0
9/29	at California*	L, 2-3
10/3	at Loyola Marymount	W, 5-0
10/8	Oregon State*	LOT, 0-1
10/10	Washington*	L, 1-2
10/15	at Sacramento State*	W, 2-1
10/17	at Air Force*	L, 0-6
10/21	Stanford*	LOT, 0-1
10/24	at Santa Clara	L, 2-3
10/28	Gonzaga	T, 2-2
10/31	Fresno State*	T, 2-2

+ - UNLV Tournament (Las Vegas, Nev.)

% - SJSU/Mitre Tournament (San Jose, Calif.)

\* - Mountain Pacific Sports Federation (MPSF) Match

### 1994

(15-4-0, 4-3-0 MPSF)

Head Coach: Gary St. Clair

9/3	at Cal State Hayward	W, 2-0
9/6	San Francisco	W, 3-1

9/9	at UC Irvine+	W, 3-2
9/11	vs. San Diego State+	L, 0-1
9/14	San Francisco State	W, 3-0
9/16	UC Santa Barbara%	W, 2-1
9/18	Cal Poly%	W, 3-2
9/20	Humboldt State	W, 6-1
10/3	at Fresno State*	L, 1-2
10/7	at Washington*	L, 1-2
10/9	at Oregon State*	W, 4-1
10/14	Air Force*	W, 4-0
10/16	Sacramento State*	W, 2-0
10/21	California*	L, 2-3
10/23	Loyola Marymount	W, 6-0
10/25	Saint Mary's	W, 3-2
10/31	Cal State Stanislaus	W, 5-1
11/3	at Stanford*	W, 3-0
11/6	Santa Clara	W, 2-1

+ - UC Irvine Tournament (Irvine, Calif.)

% - SJSU/Mitre Tournament (San Jose, Calif.)

\* - Mountain Pacific Sports Federation (MPSF) Match

## 1995

**(6-11-1, 3-3-1 MPSF)**

**Head Coach: Gary St. Clair**

9/3	Cal State Hayward	W, 3-0
9/8	at San Diego+	L, 1-2
9/10	vs. Cal State Fullerton+	L, 1-2
9/15	vs. Western Kentucky%	L, 0-2
9/17	at New Mexico%	LOT, 1-2
9/24	Cal State Fullerton	L, 2-5
9/26	at San Francisco	W, 2-0
10/1	Fresno State*	L, 0-2
10/6	at Air Force*	L, 2-4
10/8	at Sacramento State*	W, 2-1
10/13	at California*	W, 1-0
10/20	Washington*	T, 2-2
10/22	Oregon State*	L, 1-3
10/24	at Santa Clara	L, 1-3
10/29	at Cal Poly	L, 2-4
11/1	at Saint Mary's	L, 1-3
11/5	Cal State Northridge	W, 4-3
11/8	Stanford*	W, 1-0

+ - Diadora Classic (San Diego, Calif.)

% - New Mexico Classic (Albuquerque, N.M.)

\* - Mountain Pacific Sports Federation (MPSF) Match

## 1996

**(10-6-3, 4-2-2 WAC)**

**Head Coach: Gary St. Clair**

8/30	Cal State Stanislaus	W, 7-0
9/2	Oregon State	LOT, 1-2
9/6	at UC Irvine	L, 1-3
9/8	at Loyola Marymount	T, 2-2
9/13	British Columbia	W, 2-1
9/14	Gonzaga	L, 1-3

9/19	at San Francisco	W, 1-0
9/25	California	W, 4-2
10/1	Saint Mary's	W, 2-1
10/9	at Fresno State*	L, 1-2
10/18	UNLV*	T, 2-2
10/20	San Diego State*	W, 5-0
10/25	at TCU*	W, 3-1
10/27	at SMU*	T, 2-2
10/30	at Stanford	L, 0-2
11/3	Tulsa*	W, 4-2
11/8	at New Mexico*	W, 2-0
11/10	at Air Force*	L, 1-3
11/14	Santa Clara	W, 3-1

\* - Western Athletic Conference (WAC) Match



*Jorge Martinez (1997-00) produced 17 goals and 11 assists for a total of 45 points in 2000. The goals and points are the most for a Spartans in a single season since 1990.*

## 1997

**(9-10-0, 5-3-0 WAC)**

**Head Coach: Gary St. Clair**

8/30	at Sacramento State	W, 4-1
9/3	Stanford	L, 1-2
9/7	at California	L, 0-1
9/11	at Loyola Marymount	W2OT, 2-1
9/13	at Cal State Northridge	WOT, 1-0
9/16	Cal Poly	W, 2-0
9/20	at Santa Clara	L, 0-2
9/23	San Francisco	L, 2-5
9/30	Saint Mary's	LOT, 2-3
10/5	at UCLA	L, 0-3
10/12	at Tulsa*	L, 1-3
10/17	TCU*	W, 5-1

## YEAR-BY-YEAR SCORES (Since 1954)

10/19	SMU*	L2OT, 2-3
10/24	at UNLV*	W, 1-0
10/26	at San Diego State*	WOT, 2-1
11/2	Fresno State*	L, 0-2
11/7	New Mexico*	WOT, 4-3
11/9	Air Force*	W2OT, 3-2
11/14	SMU^	LOT, 1-2

\* - Western Athletic Conference (WAC) Match

^ - WAC Tournament (Fresno, Calif.)

## 1998

**(14-6-1, 4-3-1 WAC)**

**Head Coach: Gary St. Clair**

9/1	UC Davis	W, 2-1
9/4	Cal State Northridge	W, 9-2
9/7	at #6 Stanford	W, 2-1
9/11	at #18 Cal State Fullerton	W, 3-1
9/13	at Cal Poly	W, 3-0
9/17	Sacramento State	W, 5-2
9/20	at Saint Mary's	WOT, 1-0
9/24	California	W, 2-1
10/2	UC Santa Barbara	W, 3-0
10/10	at Fresno State*	L, 1-2
10/13	#22 Santa Clara	L2OT, 0-1
10/16	San Diego State*	W, 2-0
10/18	UNLV*	L, 2-3
10/24	#20 SMU*	L, 1-2
10/25	TCU*	W, 6-3
10/30	at Air Force*	T, 2-2
11/1	at New Mexico*	W, 1-0
11/6	Tulsa*	W, 1-0
11/8	at San Francisco	W, 1-0
11/13	Tulsa^	L, 1-3
11/23	at Stanford#	L3OT, 2-3

\* - Western Athletic Conference (WAC) Match

^ - WAC Tournament (Fresno, Calif.)

# - NCAA Championship

## 1999

**(7-11-2, 4-6-0 WAC)**

**Head Coach: Gary St. Clair**

9/1	Cal State Stanislaus	W, 5-1
9/5	Stanford	T, 0-0
9/8	at Sacramento State	W, 3-1
9/12	Cal Poly	W, 3-1
9/16	at Santa Clara	L, 0-2
9/19	UCLA	L, 0-1
9/24	at Washington+	T, 0-0
9/26	vs. Portland+	LOT, 0-1
10/2	at UC Santa Barbara	L, 0-1
10/8	at TCU*	L, 0-2
10/10	at SMU*	L, 0-2
10/15	Drury*	W, 6-2
10/17	Tulsa*	W, 3-1
10/20	San Francisco	LOT, 2-3

## YEAR-BY-YEAR SCORES (Since 1954)

10/24	Fresno State*	LOT, 2-3
10/29	at Tulsa*	L, 0-2
10/31	Drury*	W, 2-1
11/7	at Fresno State*	L, 1-2
11/12	SMU*	L, 1-5
11/14	TCU*	W, 2-1

+ - Husky Classic (Seattle, Wash.)

\* - Western Athletic Conference (WAC) Match

### 2000 - MPSF Champions

(20-1-1, 8-0-0 MPSF)

Head Coach: Gary St. Clair

9/1	Cal State San Bernardino	W, 8-1
9/3	UC Santa Barbara	W, 2-0
9/8	Cal State Northridge	W, 1-0
9/15	at San Francisco	W, 2-0
9/17	at Sacramento State*	W, 3-0
9/21	at Loyola Marymount+	W, 2-0
9/23	vs. Loyola Chicago+	W, 3-0
9/26	Stanford	T, 1-1
10/1	Air Force*	W, 3-0
10/5	Saint Mary's	W, 2-1
10/8	Santa Clara	W, 2-0
10/12	at Fresno State*	W, 4-0
10/15	Denver*	W, 2-0
10/19	Sacramento State*	W, 4-1
10/22	Fresno State*	W, 2-0
10/27	at Denver*	W, 3-1
10/29	at Air Force*	W, 1-0
11/1	at Cal Poly	W, 2-0
11/5	at California%	W, 3-2
11/10	vs. UC Irvine^	W, 1-0
11/12	at Cal State Fullerton^	W, 3-2
11/18	Indiana#	L, 0-4

+ - Loyola Marymount Tournament (Los Angeles, Calif.)

% - Adidas Legacy Classis (Berkeley, Calif.)

\* - Mountain Pacific Sports Federation (MPSF) Match

^ - MPSF Tournament (Fullerton, Calif.)

# - NCAA Tournament

### 2001

(9-7-4, 2-2-3 MPSF)

Head Coach: Gary St. Clair

8/31	Cal State Monterey Bay	W, 6-0
9/2	at Saint Mary's	W, 2-1
9/7	UC Riverside	W, 3-0
9/17	California	L, 2-3
9/21	at Cal State Northridge	L, 1-4
9/23	at UC Santa Barbara	W, 3-1
9/27	San Francisco	L, 2-5
9/30	UC Irvine	W, 2-1
10/4	at Stanford	L, 1-4
10/7	Cal Poly	W, 4-0
10/12	at UNLV*	L, 0-1
10/15	at New Mexico*	W, 1-0
10/19	San Diego State*	T, 1-1

10/21	Sacramento State*	T, 0-0
10/28	at Fresno State*	W, 2-1
11/2	Air Force*	T, 1-1
11/4	Denver*	L, 2-3
11/8	vs. Denver^	W, 2-0
11/9	vs. Fresno State^!	T4OT, 0-0
11/14	at Santa Clara	LOT, 1-2

\* - Mountain Pacific Sports Federation (MPSF) Match

^ - MPSF Tournament

! - Fresno State advances 3-2 on penalty kicks

### 2002

(11-9-1, 5-1-0 MPSF)

Head Coach: Gary St. Clair

9/1	at UC Riverside	LOT, 2-3
9/6	Cal State Monterey Bay	W2OT, 2-1
9/8	Cal State Northridge	W, 1-0
9/13	Alabama A&M	L2OT, 2-3
9/15	at San Francisco	L, 0-2
9/19	at Santa Clara	L, 0-2
9/22	at UC Irvine	W, 1-0



*CJ Brown (1993-96) retired from the MLS's Chicago Fire after 13 seasons playing center back. His 296 games played, 290 starts and 25,738 minutes are among the best in MLS history and in 2012 he was inducted into the Chicago "Ring of Fire".*

*He is currently an assistant coach for the Fire.*

9/26	at Cal Poly	W, 2-1
9/29	Loyola Marymount	L, 1-3
10/3	at #2 Stanford	L2OT, 1-2
10/6	California	L, 1-2
10/11	at Saint Mary's	W, 2-1
10/14	Notre Dame de Namur	WOT, 1-0
10/18	Denver*	WOT, 1-0
10/20	at Air Force*	W, 4-2
10/25	at San Diego State*	W, 2-0
11/1	UNLV*	W, 2-1
11/3	New Mexico*	LOT, 0-1
11/10	at Sacramento State*	WOT, 2-1
11/15	vs. UNLV^!	T, 3-3
11/17	vs. New Mexico^	LOT, 1-2

\* - Mountain Pacific Sports Federation (MPSF) Match

^! - MPSF Tournament (SJSU advances 5-4 on penalty kicks)

^ - MPSF Tournament

### 2003 - MPSF Champions

(12-7-2, 5-1-0 MPSF)

Head Coach: Gary St. Clair

8/29	Notre Dame de Namur	W, 6-0
8/31	UC Santa Barbara	T, 1-1
9/5	at UC Irvine	W, 2-0
9/8	at UC Riverside	L2OT, 1-2
9/23	Santa Clara	W, 2-1
9/26	Sacramento State*	W, 6-1
9/28	Cal Poly	T, 0-0
10/1	Cal State Monterey Bay	W, 3-1
10/5	San Francisco	W, 3-0
10/10	at Cal State Northridge	L, 0-5
10/12	at #15 Loyola Marymount	LOT, 1-2
10/17	at Denver*	W, 2-1
10/19	Air Force*	W, 3-0
10/23	at UNLV*	W, 2-0
10/31	at New Mexico*	L, 0-1
11/2	San Diego State*	W, 2-1
11/6	Stanford	L, 1-5
11/9	at California	LOT, 1-2
11/14	vs. San Diego State^	W, 2-1
11/16	vs. New Mexico^	W, 3-2
11/21	at California#	L, 0-2

\* - Mountain Pacific Sports Federation (MPSF) Match

^ - MPSF Tournament (Sacramento, Calif.)

# - NCAA Tournament

### 2004

(5-13-1, 4-8-0 MPSF)

Head Coach: Gary St. Clair

9/1	Notre Dame de Namur	LOT, 2-3
9/5	Cal State Monterey Bay	W, 4-1
9/10	at Stanford	L, 0-1
9/12	at #9 California	L, 0-2
9/16	at #3 Santa Clara+	L, 1-2
9/18	vs. San Francisco+	L, 1-2



9/25	at Cal Poly	T, 0-0
10/1	at Denver*	L, 1-3
10/3	at Air Force*	L, 0-2
10/8	at Sacramento State*	LOT, 3-4
10/15	UNLV*	L, 0-1
10/17	San Diego State*	W, 2-0
10/22	Air Force*	W, 3-2
10/24	Denver*	W, 3-2
10/29	at San Diego State*	W, 2-1
10/31	at UNLV*	L, 0-1
11/4	#2 New Mexico*	L, 1-5
11/11	Sacramento State*	L, 0-3
11/14	at #2 New Mexico*	L, 0-2

+ - Adidas Classic (Santa Clara, Calif.)

\* - Mountain Pacific Sports Federation (MPSF) Match

## 2005

(11-5-3, 7-2-1 MPSF)

Head Coach: Gary St. Clair

9/1	Stanford	T, 0-0
9/7	Saint Mary's	W, 2-1
9/9	vs. UC Irvine+	WOT, 1-0
9/11	at Cal State Fullerton	T, 2-2
9/16	UC Riverside	W, 2-0
9/23	San Francisco	L, 1-3
9/25	Cal Poly	L, 1-2
9/29	#8 Santa Clara	L, 0-2
10/4	Notre Dame de Namur	W, 2-1
10/9	Sacramento State*	W, 1-0
10/14	at UNLV*	WOT, 3-2
10/16	at #2 New Mexico*	WOT, 3-2
10/21	Air Force*	L, 2-3
10/23	Denver*	W, 3-1
10/28	at Air Force*	W, 1-0
10/30	at Denver*	WOT, 2-1
11/4	#2 New Mexico*	L, 1-3
11/6	UNLV*	T, 2-2
11/13	at Sacramento State*	W, 2-1

+ - Played at Cal State Fullerton (Fullerton, Calif.)

\* - Mountain Pacific Sports Federation (MPSF) Match

## 2006

(7-10-1, 4-6-0 MPSF)

Head Coach: Gary St. Clair

8/27	Cal State Fullerton	LOT, 2-3
8/31	Saint Mary's	W, 1-0
9/3	#10 San Francisco	L, 0-2
9/8	at Stanford+	W, 2-1
9/10	#17 California+!	L, 0-2
9/16	Notre Dame de Namur	W, 2-1
9/22	at #15 Santa Clara	T, 0-0
9/26	at Cal Poly	L, 0-3
10/1	at Sacramento State*	W, 1-0
10/6	at #17 New Mexico*	L, 0-2
10/8	at UNLV*	W, 2-1

10/12	Denver*	L, 0-1
10/15	Air Force*	WOT, 1-0
10/20	at Denver*	L, 0-3
10/22	at Air Force*	L, 0-1
10/26	UNLV*	W, 3-0
10/29	#9 New Mexico*	L, 1-3
11/3	Sacramento State*	L, 0-3

\* - Mountain Pacific Sports Federation (MPSF) Match

## 2007

(10-9-1, 5-5-0 MPSF)

Head Coach: Gary St. Clair

8/31	vs. Charlotte+	W, 2-1
9/2	at Davidson+	W2OT, 3-2
9/9	at San Francisco	L, 2-3
9/14	at UC Riverside	W, 3-0
9/16	at #20 UC Irvine	LOT, 2-3
9/20	#7 Santa Clara	L, 0-2
9/23	at Saint Mary's	L, 1-2
9/26	CSU Bakersfield	W, 2-0
9/30	College of Charleston	W, 4-0
10/7	Sacramento State*	W, 2-1
10/12	#22 New Mexico*	L, 1-4
10/14	UNLV*	W, 3-0
10/19	at Air Force*	W, 3-1
10/29	at Denver*	LOT, 1-2
11/2	Air Force*	LOT, 2-3
11/4	Denver*	LOT, 1-2
11/9	at UNLV*	W, 3-1
11/11	at #22 New Mexico*	L, 1-5
11/14	at Sacramento State*	W, 1-0

+ - Davidson/Adidas Classic, (Davidson, N.C.)

\* - Mountain Pacific Sports Federation (MPSF) Match

## 2008

(9-5-4, 5-4-1 MPSF)

Head Coach: Gary St. Clair

8/29	Notre Dame de Namur	W, 3-0
8/31	Stanford	T, 1-1
9/10	San Francisco	W2OT, 1-0
9/14	at #29 UC Davis	L, 0-2
9/18	Cal Poly	T, 2-2
9/21	Seattle U	W, 2-1
9/24	at Santa Clara	T, 1-1
9/28	at CSU Bakersfield	W, 2-0
10/5	at Sacramento State*	L, 0-1
10/10	at New Mexico*	LOT, 0-1
10/12	at UNLV*	L, 1-2
11/17	Denver*	LOT, 2-3
10/19	Air Force*	W, 1-0
10/31	at Denver*	T, 3-3
11/2	at Air Force*	W, 1-0
11/7	UNLV*	WOT, 2-1
11/9	New Mexico*	W, 1-0
11/15	Sacramento State*	W, 4-1

## YEAR-BY-YEAR SCORES (Since 1954)

\* - Mountain Pacific Sports Federation (MPSF) Match

## 2009

(9-10-1, 4-3-0 MPSF)

Head Coach: Gary St. Clair

9/1	#24 UC Davis	W, 4-1
9/4	at Oregon State+	L, 1-3
9/6	vs. Houston Baptist+	L, 0-1
9/11	at Loyola Marymount	L, 0-1
9/13	at UC Riverside	L, 1-2
9/16	Notre Dame de Namur	W, 5-0
9/20	at Cal Poly	L, 1-2
9/25	at San Francisco	L2OT, 1-2
9/27	Santa Clara	T, 0-0
10/2	at Houston Baptist#	W, 2-0
10/4	vs. Howard#	W, 1-0
10/8	Sacramento State*	W, 2-1
10/16	Denver*	W2OT, 1-0
10/18	Air Force*	W, 1-0
10/23	at CSU Bakersfield*	W, 4-2
10/25	at Seattle U*	W, 1-0
10/30	UNLV*	L, 0-1
11/1	New Mexico*	LOT, 0-1
11/7	at Sacramento State*	L, 3-4
11/12	vs. UNLV^	L, 2-4

+ - OSU/Nike Challenge (Corvallis, Ore.)

# - HBU Classic (Houston, Texas)

\* - Mountain Pacific Sports Federation (MPSF) Match

^ - MPSF Tournament (Denver, Colo.)

## 2010

(7-9-3, 1-6-3 MPSF)

Head Coach: Gary St. Clair

9/1	UC Riverside	W, 3-2
9/3	Cal State Monterey Bay	W, 4-0
9/5	at UC Davis	LOT, 0-1
9/10	at Cal State Fullerton+	W, 1-0
9/12	vs. Cal State Northridge+	W, 3-1
9/16	Saint Mary's	L, 0-2
9/19	Loyola Marymount	W, 2-1
9/24	at Santa Clara	L, 1-2
9/26	San Francisco	W, 2-1
10/3	at Sacramento State*	T, 0-0
10/8	at Seattle U*	T, 0-0
10/10	CSU Bakersfield*	LOT, 1-2
10/15	at CSU Bakersfield*	L, 0-1
10/17	Seattle U*	W, 1-0
10/22	at Air Force	L, 0-2
10/24	at Denver*	L, 1-3
10/29	UNLV*	LOT, 1-2
10/31	New Mexico*	T, 0-0
11/6	Sacramento State*	LOT, 0-1

+ - Cal State Fullerton Tournament (Fullerton, Calif.)

\* - Mountain Pacific Sports Federation (MPSF) Match

## YEAR-BY-YEAR SCORES (Since 1954)

### 2011

(9-8-3, 5-5-0 MPSF)

Head Coach: Gary St. Clair

8/26	Fresno Pacific	W, 4-1
9/4	at Saint Mary's	T, 0-0
9/9	Cleveland State+	L, 0-2
9/11	Nebraska-Omaha+	W, 2-0
9/16	at Loyola Marymount	WOT, 2-1
9/18	at UC Riverside	T, 1-1
9/22	Santa Clara	T, 1-1
9/25	at San Francisco	L, 0-3
10/2	Sacramento State*	LOT, 0-1
10/7	Seattle U*	WOT, 2-1
10/9	#25 CSU Bakersfield*	L, 0-2
10/14	at Seattle U*	W, 2-1
10/16	at #19 CSU Bakersfield*	W, 2-1
10/21	Air Force*	L, 0-1
10/23	Denver*	W, 3-0
10/28	at UNLV*	W, 2-1
10/30	at #1 New Mexico*	L, 0-1
11/5	at Sacramento State*	LOT, 2-3
11/10	vs. Sacramento State^	W, 4-2
11/11	vs. #1 New Mexico^	L, 0-3

+ - San Jose State/Santa Clara Tournament (San Jose, Calif.)

\* - Mountain Pacific Sports Federation (MPSF) Match

^ - MPSF Tournament (Denver, Colo.)

### 2012

(8-9-1, 5-4-1 MPSF)

Head Coach: Gary St. Clair

8/26	San Francisco	L, 0-2
9/2	Cal Poly	L, 1-3
9/9	at Santa Clara	W, 5-3
9/12	at Stanford	LOT, 1-2
9/16	at Sacramento State	W, 2-1
9/21	Bradley+	W, 3-2
9/23	NJIT+	L, 2-4
9/30	at Seattle U*	T, 0-0
10/5	at CSU Bakersfield*	W, 2-1
10/7	at UNLV*	W, 2-1
10/12	CSU Bakersfield*	W, 1-0
10/14	UNLV*	L, 2-3
10/19	at Denver*	L, 0-4
10/21	at Air Force*	L, 1-3
10/26	#14 New Mexico*	L, 0-1
10/28	Houston Baptist*	W, 2-0
11/3	Seattle U*	W, 3-0
11/8	vs. Denver^	LOT, 1-2

+ - San Jose State/Santa Clara Tournament (San Jose, Calif.)

\* - Mountain Pacific Sports Federation (MPSF) Match

^ - MPSF Tournament (Albuquerque, N.M.)

### 2013

(4-13-4, 3-6-1 WAC)

Head Coach: Gary St. Clair

8/30	Sacramento State	L2OT, 0-1
------	------------------	-----------

9/1	S. Illinois-Edwardsville	L, 0-2
9/8	at San Francisco	L, 1-2
9/13	Fresno Pacific	T, 1-1
9/15	at Cal Poly	L, 1-6
9/19	Santa Clara	L, 0-1
9/22	at Oregon State	L, 0-1
9/29	Saint Mary's	T, 0-0
10/5	Seattle U*	L, 0-4
10/11	CSU Bakersfield*	L, 3-4
10/13	UNLV*	W, 1-0
10/18	at CSU Bakersfield*	L, 0-1
10/20	at UNLV*	L, 0-1
10/25	Grand Canyon*	W, 3-1
10/27	Air Force*	T, 1-1
11/1	at UMKC*	W, 3-1
11/3	at Houston Baptist*	L, 1-5
11/9	at Seattle U*	L, 0-1
11/14	vs. UNLV^#	T, 2-2
11/15	vs. CSU Bakersfield^	W, 1-0
11/17	vs. Seattle U^	L, 1-2

\* - Western Athletic Conference (WAC) Match

^ - WAC Tournament (Colorado Springs, Colo.)


# - SJSU advances in a shootout (9-to-8)

### 2014

(6-11-2, 4-4-2 WAC)

Head Coach: Simon Tobin

8/29	at Bradley+	L2OT, 2-3
------	-------------	-----------



Frankie Sanfilippo (1999-03) earned All-MPSF honors in each of his four seasons as a Spartan and in 2007 was named to the league's 15th Anniversary Team. He was a two-time NSCAA All-Far West Region selection (2002 & '03) and earned the team MVP Award in those years as well.

8/31	vs. Western Illinois+	L, 0-1
9/2	Massachusetts	W, 4-1
9/6	at Stanford	L, 0-2
9/12	at Sacramento State	L, 1-2
9/19	Pacific	W, 4-0
9/21	at Saint Mary's	LOT, 1-2
9/28	San Francisco	L, 0-3
10/4	at CSU Bakersfield*	L, 1-5
10/10	at Air Force*	W, 5-1
10/12	at UMKC*	T, 1-1
10/17	Houston Baptist*	W, 3-1
10/19	Incarnate Word*	L, 0-1
10/26	CSU Bakersfield*	W, 2-0
10/31	at Grand Canyon*	W, 2-1
11/2	at UNLV*	T, 0-0
11/7	Seattle U*	L, 2-3
11/9	Utah Valley*	L, 0-1
11/13	UMKC^	L, 0-3

+ - Hotels at Grand Prairie Classic

\* - Western Athletic Conference (WAC) Match

^ - WAC Tournament (Seattle, Wash.)

### 2015

(6-11-2, 4-4-2 WAC)

Head Coach: Simon Tobin

8/28	at Loyola Marymount	L, 0-1
9/4	Sacramento State	W, 4-2
9/10	at #13 Stanford	L, 0-1
9/13	at Pacific	L, 0-3
9/16	UC Davis	W2OT, 2-1
9/20	at San Diego	L, 0-2
9/25	at UC Riverside	L, 0-3
10/1	Santa Clara	L, 0-1
10/4	at Incarnate Word*	W, 2-1
10/9	UNLV*	L, 0-1
10/11	Grand Canyon*	W, 6-0
10/16	at Utah Valley*	L, 2-3
10/18	at Seattle U*	L, 0-1
10/23	UMKC*	W, 2-0
10/25	Air Force*	T, 1-1
10/30	at UTRGV*	W, 3-1
11/1	at Houston Baptist*	LOT, 1-2
11/7	CSU Bakersfield*	T, 0-0
11/12	vs. UNLV^	L, 1-3

\* - Western Athletic Conference (WAC) Match

^ - WAC Tournament (Kansas City, Mo.)

## ALL-TIME SERIES (Since 1954)

Air Force	20-11-5
Alabama A&M	0-1-0
Albany State	1-0-0
American	0-1-0
Biola	1-0-0
Bradley	1-1-0
British Columbia	3-3-3
Brown	1-0-0
BYU	4-0-0
California	22-27-5
Cal Poly	11-8-3
Cal Poly Pomona	1-0-0
Cal State Fullerton	13-13-3
Cal State Hayward	21-8-1
Cal State Monterey Bay	5-0-0
Cal State Northridge	8-4-1
Cal State San Bernardino	1-0-0
Cal State Stanislaus	3-0-0
Charlotte	1-0-0
Chico State	15-9-4
Cleveland State	0-2-0
College of Charleston	1-0-0
Cornell	1-0-0
CSU Bakersfield	8-6-1
Davidson	1-0-0
Denver	10-12-1
Diablo Valley	1-0-0
Drury	2-0-0
Fresno Pacific	2-0-1
Fresno State	9-24-2
Gonzaga	0-1-1
Grand Canyon	3-0-0
Hartwick College	1-0-0
Hawai'i	1-0-0
Houston Baptist	3-3-0
Howard	1-0-0
Humboldt State	2-1-0
Incarnate Word	1-1-0
Indiana	0-2-0
Kansas City	2-1-1
Long Beach State	3-1-0
Loyola Chicago	1-0-0
Loyola Marymount	9-4-1
Maryland	0-1-0
Massachusetts	1-0-0
Menlo College	2-0-0
Monterey Naval Academy	2-0-0
Nebraska-Omaha	1-0-0
NJIT	0-1-0
New Mexico	8-17-1
Notre Dame de Namur	7-1-0

Oneonta State	1-0-0
Oregon	1-0-0
Oregon State	1-6-0
Pacific	22-2-0
Portland	1-1-1
Puget Sound	1-0-0
Sacramento State	31-15-4
Saint Louis	0-6-0
Saint Mary's	19-11-2
San Diego	0-2-0
San Diego State	10-5-1
San Francisco	18-46-4

Sonoma State	1-0-0
Southern California	3-1-0
Stanford	27-30-7
TCU	5-1-0
Tulsa	3-3-0
UC Davis	11-8-1
UC Irvine	13-9-0
UC Riverside	4-4-1
UC Santa Barbara	14-14-1
UC Santa Cruz	4-0-0
UCLA	5-15-4
UNLV	13-25-6



Senior Alex Alcaraz

San Francisco CC	1-10-0
San Francisco State	32-5-6
San Jose CC	1-0-0
San Mateo CC	0-1-0
Santa Clara	30-27-6
Seattle	9-4-3
Seattle Pacific	0-1-2
Simon Fraser	0-1-0
SIUE	0-1-0
SMU	0-6-1

US International	4-3-0
Utah Valley	1-1-0
UTRGV	1-0-0
Warner Pacific	1-0-0
Washington	3-3-2
Washington State	1-0-0
Western Illinois	0-1-0
Western Kentucky	0-1-0
Western Washington	2-0-0
Westmont	5-1-2

## SERIES SCORES (Since 1954)

### Air Force (21-10-5)

1963	W	6-5
1964	T	3-3
	W	5-3
1968	W	1-0
1969	W	2-1
	W	1-0
1981	H	W 6-1
1992	H	W 5-3
1993	A	L 0-6
1994	H	W 4-0
1995	A	L 2-4
1996	A	L 1-3
1997	H	W2OT 3-2
1998	A	T 2-2
2000	H	W 3-0
	A	W 1-0
2001	H	T 1-1
2002	A	W 4-2
2003	H	W 3-0
2004	A	L 0-2
	H	W 3-2
2005	H	L 2-3
	A	W 1-0
2006	H	WOT 1-0
	A	L 0-1
2007	A	W 3-1
	H	LOT 2-3
2008	H	W 1-0
	A	W 1-0
2009	H	W 1-0
2010	A	L 0-2
2011	H	L 0-1
2012	A	L 1-3
2013	H	T 1-1
2014	A	W 5-1
2015	H	T 1-1

### Alabama A&M (0-1-0)

2002	H	L2OT	2-3
------	---	------	-----

### Albany State (1-0-0)

1978	W	2-1
------	---	-----

### American (0-1-0)

1984	N	L	1-2
------	---	---	-----

### Biola (1-0-0)

1970	W	1-0
------	---	-----

### Bradley (1-1-0)

2012	H	W	3-2
2014	A	L2OT	2-3

### British Columbia (3-3-3)

1965	L	0-8
1967	W	3-1
1968	L	2-4
1970	T	1-1
1971	W	1-0
	T	1-1
1972	T	2-2
1973	L	1-2
1996	H	W 2-1

### Brown (1-0-0)

1986	H	W	3-0
------	---	---	-----

1957	L	0-2
1958	T	1-1
1959	L	2-3
1960	L	0-11
1961	L	2-6
1962	L	0-4
1963	L	1-2
	W	2-1
1964	W	2-1
	W	4-2
1965	T	1-1
	L	1-2
1966	W	5-2
1967	T	2-2
1968	W	6-0
	W	7-0

1980	H	W	4-0
1981	A	L	1-3
1982		T	1-1
		W	3-1
1984	H	L	0-3
1986	H	W	2-1
1987	A	T	1-1
1988	H	L	0-5
1989	A	L	2-3
1990	H	L	0-2
1991	H	W	1-0
1992	H	L	0-2
1993	A	L	2-3
1994	H	L	2-3
1995	A	W	1-0
1996	H	W	4-2
1997	A	L	0-1
1998	H	W	2-1
2000	A	W	3-2
2001	H	L	2-3
2002	H	L	1-2
2003	A	LOT	1-2
	A	L	0-2
2004	A	L	0-2
2006	H	L	0-2



Senior Kyle O'Mahoney

### BYU (4-0-0)

1982	W	1-0
1983	N	W 2-0
1984	N	W 2-1
1986	H	W 3-2

### California (22-27-5)

1954	L	1-6
1955	L	2-5
1956	L	0-4

1969	W	5-0
1970	W	3-0
1971	W	3-1
1972	W	3-2
1973	T	1-1
1974	W	3-1
1975	L	1-3
1976	W	1-0
1977	L	1-2
1978	W	3-2
1979	W	2-0

### Cal Poly (11-8-3)

1966	W	10-1
1968	W	6-0
1981	H	W 4-1
1983	L	1-2
1985	A	L 0-6
1993	H	W 2-0
1994	H	W 3-2
1995	A	L 2-4
1997	H	W 2-0
1998	A	W 3-0
1999	H	W 3-1
2000	A	W 2-0
2001	H	W 4-0
2002	A	W 2-1
2003	H	T 0-0
2004	A	T 0-0
2005	H	L 1-2
2006	A	L 0-3
2008	H	T 2-2
2009	A	L 1-2
2012	H	L 1-3
2013	A	L 1-6

### Cal Poly Pomona (1-0-0)

1960	W	3-2
------	---	-----

## SERIES SCORES (Since 1954)

### Cal State Fullerton (13-13-3)

1970	W	4-0	
1974	W	5-2	
1976	W	5-4	
1977	W	3-1	
1979	L	2-4	
1980	H	L	0-2
1981	H	W	2-1
1982	W	2-0	
1983	W	2-1	
1984	H	T	0-0
1985	A	LOT	1-2
1986	H	WOT	1-0
1987	H	L	2-3
	A	L	1-2
1988	H	W	2-1
	A	L	0-3
1989	A	T	0-0
	H	L	1-4
1990	H	L	0-2
	A	L	0-1
1991	H	LOT	3-7
	A	W	4-2
1995	N	L	1-2
	H	L	2-5
1998	A	W	3-1
2000	A	W	3-2
2005	A	T	2-2
2006	H	LOT	2-3
2010	A	W	1-0

### Cal State Hayward (21-8-1)

1967	W	9-1	
1969	W	6-0	
1970	W	10-1	
1970	W	9-0	
1972	W	6-1	
	W	10-0	
1973	W	3-0	
1974	T	1-1	
1975	L	0-3	
	W	3-0	
1976	L	1-4	
1977	W	4-1	
1978	W		
1979	WOT	3-2	
1980	H	W	2-0
1981	H	W	3-0
1982	W	1-0	
1983	W	5-2	
1984	A	L	1-3
1985	H	LOT	1-3
1986	A	LOT	2-3

1987	H	L	1-6
1988	A	L	1-2
1989	H	W	2-1
1990	A	L	2-3
1991	H	WOT	2-1
1992	A	W	1-0
1993	H	W	5-1
1994	A	W	2-0

2002	H	W	1-0
2003	A	L	0-5
2010	N	W	3-1

### Cal State San Bernardino (1-0-0)

2000	H	W	8-1
------	---	---	-----



*Senior Jonathan Colunga*

1995	H	W	3-0
------	---	---	-----

### Cal State Monterey Bay (5-0-0)

2001	H	W	6-0
2002	H	W2OT	2-1
2003	H	W	3-1
2004	H	W	4-1
2010	H	W	4-0

### Cal State Northridge (8-4-1)

1982	W	2-0	
1983	T	1-1	
1986	N	L	1-2
1992	A	L	0-2
1993	H	W	2-1
1995	H	W	4-3
1997	A	WOT	1-0
1998	H	W	9-2
2000	H	W	1-0
2001	A	L	1-4

### Cal State Stanislaus (3-0-0)

1994	H	W	5-1
1996	H	W	7-0
1999	H	W	5-1

### Charlotte (1-0-0)

2007	N	W	2-1
------	---	---	-----

### Chico State (15-9-4)

1963	W	6-4
1965	W	9-0
1966	W	9-0
1967	W	1-0
1968	W	9-2
1970	W	1-0
1972	W	1-0
	W	3-0
1973	T	1-1

1974	T	1-1	
1975	L	2-4	
1976	W	1-0	
1977	L	1-2	
1978	W		
1979	WOT	4-2	
1980	N	L	0-1
	A	T	2-2
1981	H	W	2-1
1982	L	0-1	
1983	L	0-2	
1984	A	W	3-0
1985	H	L	1-2
1986	A	WOT	2-0
1987	H	T	2-2
1988	A	L	0-4
1989	H	L	0-1
1990	A	L	0-1
1992	H	W	4-1

### Cleveland State (0-2-0)

1990	H	L	0-1
2011	H	L	0-2

### College of Charleston (1-0-0)

2007	H	W	4-0
------	---	---	-----

### Cornell (1-0-0)

1978	W	2-0
------	---	-----

### CSU Bakersfield (8-6-1)

2007	H	W	2-0
2008	A	W	2-0
2009	A	W	4-2
2010	H	LOT	1-2
	A	L	0-1
2011	H	L	0-2
	A	W	2-1
2012	A	W	2-1
	H	W	1-0
2013	H	L	3-4
	A	L	0-1
	N	W	1-0
2014	A	L	1-5
	H	W	2-0
2015	H	T	0-0

### Davidson (1-0-0)

2007	A	W2OT	3-2
------	---	------	-----

### Denver (10-12-1)

1964	L	1-2	
1970	L	1-2	
2000	H	W	2-0

## SERIES SCORES (Since 1954)

	A	W	3-1
2001	H	L	2-3
	N	W	2-0
2002	H	WOT	1-0
2003	A	W	2-1
2004	A	L	1-3
	H	W	3-2
2005	H	W	3-1
	A	WOT	2-1
2006	H	L	0-1
	A	L	0-3
2007	A	LOT	1-2
	H	LOT	1-2
2008	H	LOT	2-3
	A	T	3-3
2009	H	W2OT	1-0
2010	A	L	1-3
2011	H	W	3-0
2012	A	L	0-4
	N	LOT	1-2

### Diablo Valley (1-0-0)

1965		W	12-0
------	--	---	------

### Drury (2-0-0)

1999	H	W	6-2
	H	W	2-1

### Fresno Pacific (2-0-1)

1983		WOT	2-1
2011	H	W	4-1
2012	H	T	1-1

### Fresno State (9-24-2)

1971		W	6-0
1972		W	4-0
1977		W	2-0
1978		W	
1979		WOT	2-1
1980	A	W	3-0
1981	H	L	2-3
1982		L	1-3
1983		L	0-2
1984	A	L	0-1
1985	H	L	0-2
1986	A	L	0-3
1987	A	L	0-6
	H	L	0-8
1988	H	L	0-3
	A	L	0-2
1989	A	L	1-3
	H	L	0-6
1990	H	L	0-3
	A	L	0-4

1991	H	L	0-5
	A	L	0-4
1992	A	L	0-4
1993	H	T	2-2
1994	A	L	1-2
1995	H	L	0-2
1996	A	L	1-2
1997	H	L	0-2
1998	A	L	1-2
1999	H	LOT	2-3
	A	L	1-2
2000	A	W	4-0
	H	W	2-0
2001	A	W	2-1
	N	T4OT	0-0

### Gonzaga (0-1-1)

1993	H	T	2-2
1996	H	L	1-3

### Grand Canyon (3-0-0)

2013	H	W	3-1
2014	A	W	2-1
2015	H	W	6-0

### Hartwick College (1-0-0)

1978		W	2-1
------	--	---	-----

### Hawai'i (1-0-0)

1974		W	2-0
------	--	---	-----

### Houston Baptist (3-3-0)

2009	N	L	0-1
	A	W	2-0
2012	H	W	2-0
2013	A	L	1-5
2014	H	W	3-1
2015	A	LOT	1-2

### Howard (1-0-0)

2009	N	W	1-0
------	---	---	-----

### Humboldt State (2-1-0)

1981	N	W	6-0
1992	H	L	0-1
1994	H	W	6-1

### Incarnate Word (1-1-0)

2014	H	L	0-1
2015	A	W	2-1

### Indiana (0-2-0)

1978	H	L	0-1
2000	H	L	0-4

### Kansas City (2-1-1)

2013	A	W	3-1
2014	A	T	1-1
	N	L	0-3
2015	H	W	2-0

### Long Beach State (3-1-0)

1969		W	6-3
1978		W	4-1
1983		W	2-1
1984	H	L	3-4

### Loyola Chicago (1-0-0)

2000	N	W	3-0
------	---	---	-----

### Loyola Marymount (9-4-1)

1983	N	W	5-0
		W	6-1
1987	H	W	4-1
1993	A	W	5-0
1994	H	W	6-0
1996	A	T	2-2
1997	A	W2OT	2-1
2000	A	W	2-0
2002	H	L	1-3
2003	A	LOT	1-2
2009	A	L	0-1
2010	H	W	2-1
2011	A	WOT	2-1
2015	A	L	0-1

### Maryland (0-1-0)

1968		L	3-4
------	--	---	-----

### Massachusetts (1-0-0)

2014	H	W	4-1
------	---	---	-----

### Menlo College (2-0-0)

1961		W	3-0
		W	9-0

### Monterey Naval Academy (2-0-0)

1971		W	9-0
1973		W	2-0

### Nebraska-Omaha (1-0-0)

2011	H	W	2-0
------	---	---	-----

### NJIT (0-1-0)

2012	H	L	2-4
------	---	---	-----

### New Mexico (8-17-1)

1968		W	4-0
------	--	---	-----

1993	N	LOT	3-5
1995	A	LOT	1-2
1996	A	W	2-0
1997	H	WOT	4-3
1998	A	W	1-0
2001	A	W	1-0
2002	H	LOT	0-1
	N	LOT	1-2
2003	A	L	0-1
	N	W	3-2
2004	H	L	1-5
	A	L	0-2
2005	A	WOT	3-2
	H	L	1-3
2006	A	L	0-2
	H	L	1-3
2007	H	L	1-4
	A	L	1-5
2008	A	LOT	0-1
	H	W	1-0
2009	H	LOT	0-1
2010	H	T	0-0
2011	A	L	0-1
	N	L	0-3
2012	H	L	0-1

### Notre Dame de Namur (7-1-0)

1992	H	W	2-0
2002	H	WOT	1-0
2003	H	W	6-0
2004	H	LOT	2-3
2005	H	W	2-1
2006	H	W	2-1
2008	H	W	3-0
2009	H	W	5-0

### Oneonta State (1-0-0)

1978		W	2-1
------	--	---	-----

### Oregon (1-0-0)

1977		W	7-0
------	--	---	-----

### Oregon State (1-6-0)

1992	A	L	0-2
1993	H	LOT	0-1
1994	A	W	4-1
1995	H	L	1-3
1996	H	LOT	1-2
2009	A	L	1-3
2013	A	L	0-1

### Pacific (22-2-0)

1965		W	5-4
1966		W	2-0

## SERIES SCORES (Since 1954)

1967	W	6-0
1968	W	17-1
1969	W	3-0
1970	W	6-0
1971	W	3-0
1972	W	7-1
1973	W	4-0
1974	W	6-0
1975	W	2-0
1976	W	11-1
1977	W	8-0
1978	W	
1979	W	19-0
1980	H	W 10-0
1981	A	W 4-0
	H	L 1-2
1982	W	3-2
1983	W	4-1
1984	H	W 4-1
1985	A	W 3-0
2014	H	W 4-0
2015	A	L 0-3

### Portland (1-1-1)

1978	W	
1981	H	T 2-2
1999	N	LOT 0-1

### Puget Sound (1-0-0)

1982	W	6-0
------	---	-----

### Sacramento State (31-15-4)

1972	W	3-0
1973	W	5-0
1974	W	3-0
1975	W	2-1
1976	W	3-1
1977	W	2-0
1978	W	
1979	W	5-0
1980	A	W 8-0
1984	A	W 6-1
1985	H	T 2-2
1986	A	W 3-2
1987	H	L 0-3
1988	A	L 0-1
1989	H	L 0-2
1990	A	L2OT 0-1
1991	H	LOT 0-1
1992	H	T 1-1
1993	A	W 2-1
1994	H	W 2-0
1995	A	W 2-1
1997	A	W 4-1

1998	H	W 5-2
1999	A	W 3-1
2000	A	W 3-0
	H	W 4-1
2001	H	T 0-0
2002	A	WOT 2-1
2003	H	W 6-1
2004	A	LOT 3-4
	H	L 0-3

2015	H	W 4-2	
<b>Saint Louis (0-6-0)</b>			
1964		L 0-5	
1967		L 3-4	
1974		L 0-1	
1976		L 0-1	
1978	H	L 1-3	
1982	H	L 0-3	



*Senior Rory Knibbs*

2005	H	W 1-0
	A	W 2-1
2006	A	W 1-0
	H	L 0-3
2007	H	W 2-1
	A	W 1-0
2008	A	L 0-1
	H	W 4-1
2009	H	W 2-1
	A	L 3-4
2010	A	T 0-0
	H	LOT 0-1
2011	H	LOT 0-1
	A	LOT 2-3
	N	W 4-2
2012	A	W 2-1
2013	H	L2OT 0-1
2014	A	L 1-2

<b>Saint Mary's (19-11-2)</b>			
1969		W 10-1	
1970		W 5-0	
1971		W 6-0	
1978		W 8-0	
1979		W 15-0	
1980	A	W 5-1	
1981	H	W 5-0	
1982		W 2-1	
1983		W 1-0	
1984	A	L 2-3	
1985	H	W 1-0	
1986	A	L 1-2	
1987	H	W 3-1	
1988	A	L 2-3	
1989	H	L 2-4	
1990	A	L2OT 0-2	
1992	A	LOT 1-2	

1994	H	W 3-2
1995	A	L 1-3
1996	H	W 2-1
1997	H	LOT 2-3
1998	A	WOT 1-0
2000	H	W 2-1
2001	A	W 2-1
2002	A	W 2-1
2005	H	W 2-1
2006	H	W 1-0
2007	A	L 1-2
2010	H	L 0-2
2011	A	T 0-0
2013	H	T 0-0
2014	A	LOT 1-2

### San Diego (0-2-0)

1995	A	L 1-2
2015	A	L 0-2

### San Diego State (10-5-1)

1971		W 2-1
1975		W 3-1
1980	N	L 0-3
1981	H	L 2-3
1984	N	LOT 1-2
1991	A	L 1-3
1994	N	L 0-1
1996	H	W 5-0
1997	A	WOT 2-1
1998	H	W 2-0
2001	H	T 1-1
2002	A	W 2-0
2003	H	W 2-1
	N	W 2-1
2004	H	W 2-0
	A	W 2-1

### San Francisco (18-46-4)

1954		L 1-5
1955		L 1-6
1956		L 1-2
1957		L 1-5
1958		L 0-8
1959		L 0-1
1960		T 3-3
1961		L 0-5
1962		L 0-3
1963		W 8-0
		L 1-4
		L 1-2
1964		L 1-6
		W 2-1
1965		W 4-1

## SERIES SCORES (Since 1954)

	T	1-1	
1966	L	1-2	
	L	1-2	
1967	W	2-1	
	W	7-1	
1968	W	2-1	
1969	L	3-4	
	W	3-1	
	L	1-3	
1970	T	2-2	
1971	L	0-3	
	L	2-3	
1972	W	1-0	
1973	L	3-4	
1974	L	0-4	
1975	T	1-1	
1976	W	1-0	
	L	0-5	
1977	L	1-3	
1978	L	2-5	
1979	L	2-3	
1980	H	L	1-3
1981	A	L	1-2
1982	L	1-5	
1983	W	1-0	
1984	A	L	0-5
1985	H	L	0-2
1986	A	L	0-5
1987	H	L	1-4
1988	A	L	1-2
1989	H	L	1-3
1990	A	L2OT	2-4
1991	H	L	0-2
1992	A	L	0-2
1994	H	W	3-1
1995	A	W	2-0
1996	A	W	1-0
1997	H	L	2-5
1998	A	W	1-0
1999	H	LOT	2-3
2000	A	W	2-0
2001	H	L	2-5
2002	A	L	0-2
2003	H	W	3-0
2004	N	L	1-2
2005	H	L	1-3
2006	H	L	0-2
2007	A	L	2-3
2008	H	W2OT	1-0
2009	A	L2OT	1-2
2010	H	W	2-1
2011	A	L	0-3
2012	H	L	0-2
2013	A	L	1-2

2014	H	L	0-3
<b>San Francisco CC (1-10-0)</b>			
1954		L	3-7
1955		L	2-3
1956		L	2-5
1957		L	1-5
1958		L	3-4
1959		L	2-6
1960		L	1-6
1961		L	0-7

	W	8-1
1965	W	3-1
	W	3-1
1966	W	3-2
1967	T	3-3
1968	W	9-0
1969	W	6-1
1970	W	6-1
1971	W	2-0
1972	W	6-0
1973	W	2-1

1992	H	T	1-1
1993	A	W	1-0
1994	H	W	3-0
<b>San Jose CC (1-0-0)</b>			
1956		W	7-1

<b>San Mateo CC (0-1-0)</b>			
1962		L	1-3

<b>Santa Clara (30-27-6)</b>				
1954		L	3-5	
1955		W	3-1	
		W	3-1	
1956		L	5-7	
		T	0-0	
1957		W	7-3	
		L	2-3	
1958		W	4-1	
1959		W	2-1	
		W	9-1	
1960		W	5-1	
		W	6-1	
1961		W	1-0	
1964		W	5-1	
1967		W	2-1	
1968		W	3-0	
1969		W	8-1	
1970		W	8-1	
1971		W	2-1	
1972		W	2-1	
1973		L	2-3	
1974		W	2-1	
1975		W	1-0	
1976		T	0-0	
1977		L	2-3	
1978		W	2-1	
1979		L	0-4	
1980		A	W	1-0
		H	W	1-0
1981		A	W	1-0
1982		W	2-1	
1983		L	0-2	
1984		H	W	1-0
1985		A	W	1-0
1986		H	L	0-1
1987		A	L	0-4
1988		H	L	0-4
1989		A	L	0-10
1990		H	L	1-2
1991		A	L	1-3
1992		H	L	0-3
1993		A	L	2-3
1994		H	W	2-1
1995		A	L	1-3



Junior Carlos Valdovinos

1962		L	0-2
1964		W	4-2
1965		L	0-1

<b>San Francisco State (32-5-6)</b>			
1954		L	1-3
1955		T	2-2
1956		T	1-1
1957		W	4-3
1958		L	0-1
1959		W	10-1
1960		W	4-1
1961		W	4-2
1962		L	1-4
1963		W	5-0
		W	4-0
1964		W	6-1

1974		W	5-1	
1975		W	3-1	
1976		W	13-0	
		W	6-1	
1977		W	5-0	
1979		WOT	2-1	
1980		A	W	4-0
1982		L	0-2	
1983		WOT	1-0	
1984		H	L	0-1
1985		A	W	3-1
1986		H	T	2-2
1987		A	T	3-3
1988		H	W	6-2
1989		H	W	3-0
1990		H	W	2-0
1991		A	W	1-0



## SERIES SCORES (Since 1954)

1996	H	W	3-1
1997	A	L	0-2
1998	H	L2OT	0-1
1999	A	L	0-2
2000	H	W	2-0
2001	A	LOT	1-2
2002	A	L	0-2
2003	H	W	2-1
2004	A	L	1-2
2005	H	L	0-2
2006	A	T	0-0
2007	H	L	0-2
2008	A	T	1-1
2009	H	T	0-0
2010	A	L	1-2
2011	H	T	1-1
2012	A	W	5-3
2013	H	L	0-1
2015	H	L	0-1

### Seattle (8-5-3)

1973		W	1-0	
1974		W	2-0	
1992	H	T	1-1	
2008	H	W	2-1	
2009	A	W	1-0	
2010	A	T	0-0	
		H	W	1-0
2011	H	WOT	2-1	
		A	W	2-1
2012	A	T	0-0	
		H	W	3-0
2013	H	L	0-4	
		A	L	0-1
		N	L	1-2
2014	H	L	2-3	
2015	A	L	0-1	

### Seattle Pacific (0-1-2)

1974		T	1-1
1975		T	4-4
1982		L	0-3

### Simon Fraser (0-1-0)

1977		L	1-2
------	--	---	-----

### SIUE (0-1-0)

2013	H	L	0-2
------	---	---	-----

### SMU (0-6-1)

1975		L	0-2
1996	A	T	2-2
1997	H	L2OT	2-3
	N	LOT	1-2

1998	H	L	1-2
1999	A	L	0-2
	H	L	1-5

### Sonoma State (1-0-0)

1991	H	WOT	2-1
------	---	-----	-----

### Southern California (3-1-0)

1976		W	3-1
1977		L	1-2
1978		W	



Senior Uriel Ayala

1980	H	W	5-2
------	---	---	-----

### Stanford (27-30-7)

1954		L	1-6
1955		L	1-6
1956		W	2-1
1957		T	1-1
1958		L	3-4
1959		L	2-5
1960		L	1-5
1961		L	1-2
		W	2-1
1962		L	2-4
		W	2-1
1963		L	4-5
		W	6-5

1964		W	2-1
		T	3-3
1965		W	6-5
		W	3-1
1966		W	3-2
1967		W	7-0
1968		W	11-0
1969		W	11-0
1970		W	5-0
1971		W	5-1
1972		W	3-0

1988	H	L	3-5
1989	A	L	0-7
1990	H	L	0-4
1991	A	L	1-2
1992	A	L	1-6
1993	H	LOT	0-1
1994	A	W	3-0
1995	H	W	1-0
1996	A	L	0-2
1997	H	L	1-2
1998	A	W	2-1
	A	L3OT	2-3
1999	H	T	0-0
2000	H	T	1-1
2001	A	L	1-4
2002	A	L2OT	1-2
2003	H	L	1-5
2004	A	L	0-1
2005	H	T	0-0
2006	A	W	2-1
2008	H	T	1-1
2012	A	LOT	1-2
2014	A	L	0-2
2015	A	L	0-1

### TCU (5-1-0)

1993	H	W	6-1
1996	A	W	3-1
1997	H	W	5-1
1998	H	W	6-3
1999	A	L	0-2
	H	W	2-1

### Tulsa (3-3-0)

1996	H	W	4-2
1997	A	L	1-3
1998	H	W	1-0
	N	L	1-3
1999	H	W	3-1
	A	L	0-2

### UC Davis (11-8-1)

1956		L	2-3
1957		L	4-5
1958		L	2-4
1959		T	5-5
1960		L	2-3
1961		L	2-5
1962		W	1-0
1966		W	10-2
1967		W	5-2
1970		W	5-0
1971		W	6-0
1977		L	1-2

## ***SERIES SCORES (Since 1954)***

1978	W	
1979	W	1-0
1980	H	W 7-1
1998	H	W 2-1
2008	A	L 0-2
2009	H	W 4-1
2010	A	LOT 0-1
2015	H	W2OT 2-1

### **UC Irvine (13-9-0)**

1985	H	W 4-0
1986	A	L 1-3
1987	A	LOT 1-3
	H	W 1-0
1988	H	L 0-1
	A	L 0-4
1989	H	W 5-3
	A	L 2-3
1990	A	W 2-1
	H	W 2-1
1991	H	L 1-3
	A	LOT 2-3
1992	A	WOT 3-1
1993	H	W 4-0
1994	A	W 3-2
1996	A	L 1-3
2000	N	W 1-0
2001	H	W 2-1
2002	A	W 1-0
2003	A	W 2-0
2005	N	WOT 1-0
2007	A	LOT 2-3

### **UC Riverside (4-4-1)**

2001	H	W 3-0
2002	A	LOT 2-3
2003	A	L2OT 1-2
2005	H	W 2-0
2007	A	W 3-0
2009	A	L 1-2
2010	H	W 3-2
2011	A	T 1-1
2015	A	L 0-3

### **UC Santa Barbara (14-14-1)**

1966	W	10-1
	W	6-2
1976	L	2-3
1977	W	2-0
1978	W	2-1
1979	W	3-0
1980	A	W 3-1
1981	H	W 4-1
1982	LOT	1-2

1983	L	0-1
1984	A	W 3-1
1985	H	LOT 1-2
1986	A	W 2-0
1987	A	L 2-3
	H	W 2-1
1988	H	L 2-3
	A	L 2-3
1989	H	L 1-3
	A	L 1-4
1990	A	L2OT 0-1
	H	L 0-3
1991	H	L 2-3
	A	L 0-1
1994	H	W 2-1
1998	H	W 3-0
1999	A	L 0-1
2000	H	W 2-0
2001	A	W 3-1
2003	H	T 1-1

### **UC Santa Cruz (4-0-0)**

1968	W	16-0
1969	W	15-0
1975	W	6-0
1992	H	W 4-1

### **UCLA (5-15-4)**

1968	W	3-1
1971	L	1-3
1972	W	4-3
	L	2-3
	L	1-3
1973	T	1-1
1974	T	2-2
	L	2-3
1975	L	0-1
1976	W	3-0
1977	L	0-4
1978	W	3-2
1979	L	1-2
1980	H	LOT 0-1
1981	A	W 1-0
1982	T	2-2
1983	L	0-4
1984	H	L 2-4
1985	A	L 0-5
1986	H	T 2-2
1988	A	L 1-6
1991	A	L 0-8
1997	A	L 0-3
1999	H	L 0-1

### **UNLV (13-25-6)**

1984	A	LOT 3-4
	H	L 0-2
1985	H	L 0-3
1986	H	L 0-4
1987	A	L 0-1
	H	L 0-3
1988	H	L 1-6
	A	L 1-11
1989	A	L 0-6
	H	L 0-1
1990	H	L 1-4
	A	L 3-4
1991	A	L 1-4
	H	T 1-1
1993	A	W 4-3
1996	H	T 2-2
1997	A	W 1-0
1998	H	L 2-3
2001	A	L 0-1
2002	H	W 2-1
	N	T 3-3
2003	A	W 2-0
2004	H	L 0-1
	A	L 0-1
2005	A	WOT 3-2
	H	T 2-2
2006	A	W 2-1
	H	W 3-0
2007	H	W 3-0
	A	W 3-1
2008	A	L 1-2
	H	WOT 2-1
2009	H	L 0-1
	N	L 2-4
2010	H	LOT 1-2
2011	A	W 2-1
2012	A	W 2-1
	H	L 2-3
2013	H	W 1-0
	A	L 0-1
	N	T 2-2
2014	A	T 0-0
2015	H	L 0-1
	N	L 1-3

### **U.S. International (4-3-0)**

1980	A	W 3-0
1981	H	W 4-1
1982	H	L 1-2
1984	H	L 3-4
1985	A	L 0-4
1989	H	W 5-1
1990	H	W 3-1

### **Utah Valley (0-2-0)**

2014	H	L 0-1
2015	A	L 2-3

### **UTRGV (1-0-0)**

2015	A	W 3-1
------	---	-------

### **Warner Pacific (1-0-0)**

1985	N	W 4-2
------	---	-------

### **Washington (3-3-2)**

1973	W	3-2
1976	W	4-1
1979	W	4-1
1992	A	L 1-5
1993	H	L 1-2
1994	A	L 1-2
1995	H	T 2-2
1999	A	T 0-0

### **Washington State (1-0-0)**

1975	W	2-0
------	---	-----

### **Western Illinois (0-1-0)**

2014	N	L 0-1
------	---	-------

### **Western Kentucky (0-1-0)**

1995	N	L 0-2
------	---	-------

### **Western Washington (2-0-0)**

1972	W	4-1
1986	H	W 5-0

### **Westmont (5-1-2)**

1967	W	6-0
1969	W	5-1
1973	L	0-1
1981	H	W 3-2
1983	W	1-0
1985	A	T 2-2
1986	A	T 2-2
1989	H	W 2-1



# MEN'S SOCCER 2016 SCHEDULE

Aug. 21	at Saint Mary's #	1:00 p.m. PT
Aug. 26	at UC Davis	5:00 p.m. PT
<b>Aug. 28</b>	<b>vs. Pacific</b> 	<b>3:00 p.m. PT</b>
Sept. 2	at Oregon State	7:30 p.m. PT
Sept. 4	at Portland	2:00 p.m. PT
Sept. 10	at Stanford	7:00 p.m. PT
Sept. 18	at Sacramento State	12:00 p.m. PT
<b>Sept. 23</b>	<b>vs. UC Riverside</b> 	<b>7:00 p.m. PT</b>
<b>Sept. 25</b>	<b>vs. Loyola Marymount</b> 	<b>3:00 p.m. PT</b>
Sept. 28	at Santa Clara	7:30 p.m. PT
Sept. 30	at Grand Canyon*	7:00 p.m. PT
Oct. 2	at UNLV*	1:00 p.m. PT
<b>Oct. 6</b>	<b>vs. Seattle University*</b> 	<b>3:00 p.m. PT</b>
Oct. 8	at CSU Bakersfield*	7:00 p.m. PT
Oct. 14	at Houston Baptist*	2:30 p.m. PT
<b>Oct. 16</b>	<b>vs. Incarnate Word*</b> 	<b>2:30 p.m. PT</b>
<b>Oct. 23</b>	<b>vs. Utah Valley*</b> 	<b>12:00 p.m. PT</b>
Oct. 27	at Air Force*	6:00 p.m. MT
Oct. 29	at UMKC*	7:00 p.m. CT
<b>Nov. 5</b>	<b>vs. UTRGV*</b> 	<b>2:00 p.m. PT</b>

## 2016 WAC TOURNAMENT

Nov. 10	Orem, Utah	TBA
Nov. 11	Orem, Utah	TBA
Nov. 13	Orem, Utah	TBA

- Home games in gold color
- All times local to site
- Dates and times subject to change

 Home Game  \*WAC Match  #Exhibition