



SPARTAN WOMEN'S BASKETBALL

2019-20

MEDIA GUIDE



TABLE OF CONTENTS

Quick Facts & Team Information	2
University & Conference Information	3-5
2019-20 Spartans	6-9
2018-19 In Review	10-15
Record Book	16-29
Spartan Honors	30-36
All-Time Series Information	37-48
Year-By-Year Results	49-62
2019-20 Schedule	63



CREDITS

The 2019-20 Women's Basketball Media Guide was produced by the SJSU Athletics Media Relations department.

Photography by Terrell Lloyd. Inside photography by Terrell Lloyd and San José State University.

San José State does not discriminate on the basis of race, color, religion, national origin, sex, sexual orientation, marital status, pregnancy, age, disability, disabled veteran's or Vietnam veteran's status. This policy applies to all San José State student and staff programs and activities. Questions regarding this policy should be directed to the Director of the Office of Equal Employment Opportunity/Affirmative Action, SJSU, San Jose, CA 95192, (408) 924-1115.

QUICK FACTS

Location	San José, Calif.
Enrollment	32,828
Founded	1857
Affiliation	NCAA Division I
Conference	Mountain West
Nickname	Spartans
Colors	Gold, White & Blue
President	Dr. Mary Papazian
Director of Athletics	Marie Tuite
Women's Basketball Administrator	Steve O'Brien

Staff

Head Coach	Jamie Craighead (Oregon, 2002)
Associate Head Coach	Alle Moreno (Sacramento State, 2014)
Assistant Coach	Carlotta Kloppenburg (Point Loma, 2014)
Assistant Coach	Arielle Wideman (Nevada, 2014)
Director of Operations	Carolyn Ruffino (UC Santa Barbara, 2018)
Athletic Trainer	Carter Pruitt (Eastern Illinois, 2014)

TEAM INFORMATION

Letterwinners (Returning/Lost)	9/3
Newcomers	5

Athletics Media Relations

Women's Basketball Contact	Connor Pelton
E-Mail	connor.pelton@sjsu.edu
Office Phone	408-924-1229
Cell Phone	503-998-7686
Office Fax	408-924-1291
Athletics Department Phone	408-924-1200
Website	SJSUSpartans.com

Follow

Twitter	@SanJoseStateWBB
Instagram	@sjswwbb

San José State University



Annually ranked among the top-10 masters-level public universities in the West by *U.S. News & World Report's* survey of "America's Best Colleges".



The Mountain West



From its inception in 1999, the Mountain West (MW) has been committed to excellence in intercollegiate athletics, while promoting the academic missions of its member institutions. Progressive in its approach, the MW continues to cultivate opportunities for student-athletes to compete at the highest level, while fostering academic achievement and sportsmanship. Now in its 20th year, the MW has been assertive in its involvement in the NCAA governance structure and has taken a leadership role in the overall administration of intercollegiate athletics.

The Mountain West has marked several achievements during its first 19 years, most notably becoming the first to establish a sports television network dedicated solely to an intercollegiate athletic conference (The Mtn.). The Mountain West also was the first to experiment with the coaches' challenge in the college football instant replay system, and was the first non-automatic-qualifying BCS conference to participate in four BCS bowl games, winning three. In the inaugural year of the new College Football Playoff system, Boise State earned the automatic slot into a New Year's Six bowl game as the highest-ranked champion from the Group of Five 5 conferences. The Mountain West was among the first conferences to implement a league-wide state-of-the-art basketball instant replay system.

The Mountain West is noted for its geographic diversity. Some of the most beautiful terrain and landscapes in the nation can be found within Mountain West boundaries, including the majestic Rocky Mountain range, which borders five MW institutions

(Air Force, Boise State, Colorado State, New Mexico and Utah State). The high plains of Wyoming contrast with the desert cities of Las Vegas and Reno, home to UNLV and Nevada, respectively, while Fresno State, San Diego State and San José State add a West Coast influence with their locations. The inclusion of the Hawai'i football program extends the Mountain West footprint to the beautiful islands in the Pacific Ocean.



ACADEMICS

From the outset, Mountain West member institutions have been committed to creating strong academic relationships, as well as athletic competition. To that end, the chief academic officers of each institution have explored academic exchange programs, library crossovers and shared research. In addition, the faculty athletics representatives routinely

The Mountain West



provide academic assistance and test-taking services for student-athletes visiting from fellow member institutions for competition.



OPPORTUNITY

The Mountain West provides a first-class athletic and academic experience for more than 5,100 student-athletes each year. Over the past 19 years, 42 Mountain West student-athletes have earned NCAA Postgraduate Scholarships and since the league's inception in 1999, an additional 38 student-athletes have been named MW Scholar-Athlete of the Year and awarded league-sponsored postgraduate scholarships. Four Mountain West student-athletes have earned distinction as Rhodes Scholars.

Conference student-athletes are also given a voice regarding pertinent issues within the MW and NCAA governance structure through representation on the Student-Athlete Advisory Committee (SAAC). The Mountain West SAAC consists of 24 representatives: two from each full member institution, the MW representative to the Division I National SAAC and one faculty athletics representative. The committee reviews and reacts to legislation and to other topics referred by the Conference constituent group or committees related to the student-athlete experience.

ACHIEVEMENT

The MW has produced 1,149 All-America selections among its 18 sponsored sports (men's swimming was discontinued as a Conference sport following the 2010-11 season) in the last 19 years, including a league-record 103 All-America honorees in 2016-17. A total of 200 MW student-athletes have also earned Academic All-America accolades in that span. The Mountain West has sent at least 25 teams to NCAA postseason event in each of the past 19 years, capturing five team national championships in women's cross country and producing 47 individual national championships in the sports of men's golf, men's cross country, women's diving and men's and women's indoor track & field and outdoor track & field.

Mountain West members have participated in 90 bowl games under the league umbrella, including four appearances in BCS games and one CFP game. The MW has earned 82 postseason bids in men's basketball, with six Sweet 16 appearances and three NIT Final Four berths. MW women's basketball has tallied 76 postseason slots, including 37 NCAA bids, five Sweet 16 appearances and one Elite Eight berth since 2000.



2019-20 Spartans





STATE UNIVERSITY

FOULS
WON

Restoring the ring

O'Connor Hospital

20-8-1 Review

SPARTAN

SPARTAN

SPARTANS

SPARTAN

NO	NAME	PRONOUNCIATION
3	Ayzhiana Basallo	AYE-zhee-ON-ah
5	Analyss Benally	ANNA-lease
4	Fieme'a Hafoka	FEE-aye-meh-ah
35	Cyndi Lewis	Sydney, like the city in Australia
23	Myiah Lewis-Hampton	MY-ah
22	Danae Marquez	dah-NAY
12	Shaila Mays	SHY-luh
13	Kalina Obrey	CUH-lean-UH
0	Raziya Potter	rah-ZEE-ah
AC	Alle Moreno	AL-ee
AC	Carlotta Kloppenburg	CAR-lot-UH



BY CLASS

SENIORS - 3

Analyss Benally, Fieme'a Hafoka, Alexis Harris

JUNIORS - 6

Megan Anderson, Irene Chukwudi, Courtesy Clark, Cydni Lewis, Danae Marquez, Tyra Whitehead

SOPHOMORES - 2

Ayzhiana Basallo, Raziya Potter

FRESHMEN - 3

Miyah Lewis-Hampton, Shaila Mays, Kalina Obrey

BY POSITION

GUARDS - 9

Megan Anderson, Ayzhiana Basallo, Analyss Benally, Courtesy Clark, Fieme'a Hafoka, Danae Marquez, Shaila Mays, Kalina Obrey, Raziya Potter

FORWARDS - 4

Irene Chukwudi, Cydni Lewis, Miyah Lewis-Hampton, Tyra Whitehead

CENTERS - 1

Alexis Harris

No.	Name	Pos.	Ht.	Cl.	Hometown	Last School
0	Raziya Potter	G	6-0	So.	Tracy, Calif.	Kimball HS
3	Ayzhiana Basallo	G	5-5	So.	San Francisco, Calif.	Cal Poly
4	Fieme'a Hafoka	G	5-9	Sr.	Kihei, Hawaii	Lahainaluna HS
5	Analyss Benally	G	5-8	Sr.	Shiprock, N.M.	Wichita-Heights HS
12	Shaila Mays	G	5-9	Fr.	Phoenix, Ariz.	Pinnacle HS
13	Kalina Obrey	G	5-10	Fr.	Honolulu, Hawaii	Kamehameha Kapalama HS
15	Tyra Whitehead	F	6-3	Jr.	Richmond, Va.	Wake Forest
21	Irene Chukwudi	F	6-2	Jr.	Port Harcourt, Nigeria	Barton CC
22	Danae Marquez	G	5-5	Jr.	Fresno, Calif.	Clovis West HS
23	Miyah Lewis-Hampton	F	6-0	RS-Fr.	San Francisco, Calif.	Leadership HS
24	Alexis Harris	C	6-3	Sr.	Palo Alto, Calif.	Palo Alto HS
30	Megan Anderson	G	6-0	Jr.	Fresno, Calif.	Clovis West HS
33	Courtesy Clark	G	5-10	Jr.	Sacramento, Calif.	McClatchy HS
35	Cyndi Lewis	F	6-0	Jr.	Long Beach, Calif.	Mater Dei HS

Head Coach: Jamie Craighead (Oregon, 2002)

Assistant Coaches: Alle Moreno (Sacramento State, 2014)
Carlotta Kloppenburg (Point Loma, 2014)
Arielle Wideman (Nevada, 2014)

Director of Operations: Carolyn Ruffino (UC Santa Barbara, 2018)

Athletic Trainer: Carter Pruitt (Eastern Illinois, 2014)



#0 Raziya Potter
6-0 | G | So
Tracy, Calif.



#3 Ayzhiana Basallo
5-5 | PG | So
San Francisco, Calif.



#4 Fieme'a Hafoka
5-9 | G | Sr
Kihei, Hawaii



#5 Analyss Benally
5-8 | G | Sr
Shiprock, N.M.



#12 Shaila Mays
5-9 | G | Fr
Phoenix, Ariz.



#13 Kalina Obrey
5-10 | G/F | Fr
Honolulu, Hawaii



#15 Tyra Whitehead
6-3 | F | Jr
Richmond, Va.



#21 Irene Chukwudi
6-2 | F | Jr
Port Harcourt, Nigeria



#22 Danae Marquez
5-5 | PG | Jr
Fresno, Calif.



#23 Miyah Lewis-Hampton
5-11 | F | RS-Fr
San Francisco, Calif.



#24 Alexis Harris
6-3 | C | Sr
Palo Alto, Calif.



#30 Megan Anderson
6-0 | G | Jr
Fresno, Calif.



#33 Courtesy Clark
5-10 | G | Jr
Sacramento, Calif.



#35 Cydni Lewis
6-0 | F | Jr
Long Beach, Calif.

2018-19 Season Review



Guard Raziya Potter (above) led the Spartans in scoring as a freshman.

She finished her first season on campus averaging 18.5 points per game and scored in double figures in 20 of her 30 appearances.



ans in

aging 9.0
s in 14 of

2018-19 San José State Women's Basketball

Season Box Score

All games

RECORD:	OVERALL	HOME	AWAY	NEUTRAL
ALL GAMES	6-24	5-9	1-14	0-1
CONFERENCE	5-13	4-5	1-8	0-0
NON-CONFERENCE	1-11	1-4	0-6	0-1

#	Player	GP-GS	Min	Avg	TOTAL		3-PTS		POINTS		REBOUNDS			Pf	Ast	To	Stl	Blk			
					FG-A	Pct	3FG-A	Pct	FT-A	Pct	Pts	Avg	Off						Def	Reb Avg	
00	Potter, Raziya	30-17	609	20.3	98-255	.384	13-50	.260	61-99	.616	270	9.0	15	79	94	3.1	96	62	109	27	13
30	Anderson, Megan	30-30	818	27.3	88-221	.398	63-166	.380	28-32	.875	267	8.9	10	86	96	3.2	35	21	25	21	10
22	Marquez, Danae	29-26	825	28.4	87-243	.358	44-133	.331	33-41	.805	251	8.7	16	77	93	3.2	57	137	90	53	2
04	Hafoka, Fiemé'a	30-30	838	27.9	100-241	.415	34-92	.370	24-30	.800	258	8.6	33	77	110	3.7	43	82	66	39	7
05	Benally, Analyss	30-10	677	22.6	83-243	.342	57-178	.320	25-30	.833	248	8.3	11	38	49	1.6	45	30	39	13	6
35	Lewis, Cydni	30-12	691	23.0	84-223	.377	21-52	.404	52-79	.658	241	8.0	27	110	137	4.6	69	21	57	23	28
32	Wilson, Mikaylah	26-21	501	19.3	78-176	.443	0-0	.000	25-36	.694	181	7.0	50	78	128	4.9	76	14	34	21	19
02	Kohlhaas, Andrea	30-4	341	11.4	22-80	.275	17-62	.274	1-2	.500	62	2.1	7	40	47	1.6	34	8	22	11	3
33	Clark, Courtesy	28-0	340	12.1	19-76	.250	4-22	.182	14-31	.452	56	2.0	17	41	58	2.1	50	25	28	25	4
01	Leon, Nefer	18-0	88	4.8	8-39	.205	5-20	.250	9-10	.900	30	1.8	4	7	11	0.6	10	8	23	6	0
24	Harris, Alexis	30-0	274	9.1	21-37	.568	0-0	.000	12-26	.462	54	1.8	30	21	51	1.7	37	6	15	9	17
Total		30	6002	200.1	688-1834	.375	258-775	.333	284-416	.683	1918	63.93	283	738	1021	34.0	552	414	515	248	109
Opponents		30	5996	199.9	852-2036	.418	206-687	.300	379-556	.682	2289	76.30	508	904	1412	47.1	403	554	474	267	85

SCORE BY PERIODS:	1st	2nd	3rd	4th	Total
San José State	447	409	528	534	1918
Opponents	570	521	592	606	2289

2018-19 San José State Women's Basketball

Season Box Score

Mountain West games

RECORD:	OVERALL	HOME	AWAY	NEUTRAL
ALL GAMES	6-24	5-9	1-14	0-1
CONFERENCE	5-13	4-5	1-8	0-0

## Player	GP-GS	Min	Avg	TOTAL		3-PTS		POINTS		REBOUNDS				Pf	Ast	To	Stl	Blk		
				FG-A	Pct	3FG-A	Pct	FT-A	Pct	Pts	Avg	Off	Def						Reb	Avg
30 Anderson, Megan	18-18	492	27.3	58-140	.414	43-105	.410	12-14	.857	171	9.5	4	61	65	3.6	19	13	17	14	8
22 Marquez, Danae	17-15	458	26.9	54-153	.353	28-81	.346	21-29	.724	157	9.2	8	36	44	2.6	29	79	45	29	2
00 Potter, Raziya	18-8	368	20.4	58-152	.382	4-24	.167	42-72	.583	162	9.0	4	50	54	3.0	59	35	72	14	7
05 Benally, Analyss	18-8	440	24.4	52-147	.354	32-97	.330	21-25	.840	157	8.7	7	23	30	1.7	26	20	26	8	4
32 Wilson, Mikaylah	18-18	365	20.3	60-121	.496	0-0	.000	19-29	.655	139	7.7	41	61	102	5.7	56	12	25	13	16
04 Hafoka, Fieme'a	18-18	490	27.2	49-121	.405	16-45	.356	17-20	.850	131	7.3	19	58	77	4.3	20	48	42	17	5
35 Lewis, Cydni	18-1	368	20.4	40-114	.351	9-29	.310	28-42	.667	117	6.5	11	64	75	4.2	42	13	27	9	14
24 Harris, Alexis	18-0	173	9.6	15-24	.625	0-0	.000	8-16	.500	38	2.1	21	12	33	1.8	22	4	5	6	15
02 Kohlhaas, Andrea	18-4	195	10.8	13-46	.283	9-37	.243	0-0	.000	35	1.9	1	25	26	1.4	22	6	14	5	1
01 Leon, Nefer	7-0	39	5.6	4-11	.364	2-4	.500	3-3	1.000	13	1.9	1	2	3	0.4	2	2	7	3	0
33 Clark, Courtesy	18-0	211	11.7	12-48	.250	1-11	.091	8-19	.421	33	1.8	11	29	40	2.2	29	15	15	12	3
Total	18	3600	200.0	415-1077	.385	144-433	.333	179-269	.665	1153	64.06	168	465	633	35.2	326	247	300	130	75
Opponents	18	3600	200.0	496-1205	.412	132-423	.312	219-328	.668	1343	74.61	284	522	806	44.8	238	322	258	157	46

2018-19 San José State Women's Basketball


Season Schedule/Results & Leaders

DATE	TIME	OPPONENT	SCORE	ATTENDANCE	HIGH POINTS	HIGH REBOUNDS
11/06/18	7:00 p.m.	SAN FRANCISCO STATE	66-73 (L)	320	(14) LEWIS, Cydni	(7) MARQUEZ, Danae
11/09/18	7:00 p.m.	at San Francisco	63-85 (L)	640	(14) BENALLY, Analyss	(4) Four Players Tied
11/11/18	2:00 p.m.	at Portland State	51-80 (L)	377	(14) WILSON, Mikaylah	(5) WILSON, Mikaylah (5) BENALLY, Analyss
11/24/18	12:00 p.m.	CSU BAKERSFIELD	82-72 (W)	805	(14) HAFOKA, Fieme'a	(8) MARQUEZ, Danae
11/29/18	7:00 p.m.	PACIFIC	67-91 (L)	334	(17) HAFOKA, Fieme'a	(8) LEWIS, Cydni
12/02/18	2:00 p.m.	UC IRVINE	66-74 (L)	338	(17) POTTER, Raziya	(11) LEWIS, Cydni
12/06/18	7:00 p.m.	at Colorado	64-76 (L)	1238	(18) LEWIS, Cydni	(8) MARQUEZ, Danae
12/08/18	12:00 p.m.	at Nebraska	63-96 (L)	3601	(15) LEWIS, Cydni	(9) LEWIS, Cydni
12/15/18	4:00 p.m.	SANTA CLARA	56-62 (L)	474	(17) HAFOKA, Fieme'a	(6) POTTER, Raziya
12/19/18	7:00 p.m.	at Cal State Northridge	40-76 (L)	338	(11) BENALLY, Analyss	(6) LEWIS, Cydni
12/21/18	5:00 p.m.	at San Diego	79-83 (L)	321	(15) POTTER, Raziya	(6) LEWIS, Cydni
01/02/19	7:00 p.m.	*at Fresno State	48-77 (L)	2080	(11) LEWIS, Cydni	(6) LEWIS, Cydni
01/09/19	7:00 p.m.	*NEVADA	49-52 (L)	408	(13) HAFOKA, Fieme'a	(5) HAFOKA, Fieme'a
01/12/19	1:00 p.m.	*at Boise State	68-99 (L)	1284	(14) POTTER, Raziya	(5) HAFOKA, Fieme'a (5) LEWIS, Cydni
01/16/19	10:00 a.m.	*at Utah State	49-82 (L)	3185	(11) ANDERSON, Megan	(5) KOHLHAAS, Andrea
01/19/19	2:00 p.m.	*UNLV	43-53 (L)	514	(9) BENALLY, Analyss	(10) WILSON, Mikaylah
01/23/19	7:00 p.m.	*WYOMING	56-70 (L)	418	(16) LEWIS, Cydni	(7) LEWIS, Cydni
01/26/19	1:00 p.m.	*at Air Force	77-88 (L)	561	(14) POTTER, Raziya (14) ANDERSON, Megan	(5) CLARK, Courtesy
01/30/19	7:00 p.m.	*UTAH STATE	68-59 (W)	836	(21) MARQUEZ, Danae	(7) LEWIS, Cydni
02/02/19	1:00 p.m.	*at San Diego State	68-69 (L)	2869	(16) WILSON, Mikaylah	(11) WILSON, Mikaylah
02/09/19	1:00 p.m.	*BOISE STATE	69-83 (L)	402	(17) BENALLY, Analyss	(9) HAFOKA, Fieme'a
02/13/19	7:00 p.m.	*NEW MEXICO	60-79 (L)	603	(14) WILSON, Mikaylah	(12) WILSON, Mikaylah
02/16/19	3:00 p.m.	*at UNLV	70-74 (L)	1090	(16) ANDERSON, Megan	(9) ANDERSON, Megan
02/20/19	7:00 p.m.	*at Colorado State	78-70 (W)	1031	(17) MARQUEZ, Danae	(8) ANDERSON, Megan
02/23/19	2:00 p.m.	*AIR FORCE	73-60 (W)	516	(16) WILSON, Mikaylah	(9) WILSON, Mikaylah
02/27/19	7:00 p.m.	*at New Mexico	72-110 (L)	5974	(22) ANDERSON, Megan	(5) LEWIS, Cydni (5) HAFOKA, Fieme'a
03/02/19	2:00 p.m.	*SAN DIEGO STATE	84-76 (W)	542	(31) BENALLY, Analyss	(6) LEWIS, Cydni
03/04/19	5:30 p.m.	*at Wyoming	56-85 (L)	2932	(14) POTTER, Raziya	(6) POTTER, Raziya
03/07/19	7:00 p.m.	*FRESNO STATE	65-57 (W)	1626	(21) MARQUEZ, Danae	(8) MARQUEZ, Danae
03/10/19	2:00 pm	^vs. Nevada	68-78 (L)	---	(19) MARQUEZ, Danae	(4) WILSON, Mikaylah

* - Mountain West Conference game

^ - Mountain West Conference Tournament game

ATTENDANCE SUMMARY	GAMES	TOTALS	AVG/GAME
HOME	14	8136	581
AWAY	15	27521	1834



Ta'Rea Cunnigan (2012-15) established herself as the standard against which every San José State basketball player will be measured.

Cunnigan completed her Spartan career as the school's all-time leader in points (2,062), field goal attempts (1,743), free throws made (538) and attempted (740), games played (122) and games started (121).

In addition, she ranks in the top-10 in field goals (No. 3), steals (No. 4), three-point attempts and free throw percentage (No. 6), three-pointers (No. 7), and assists (No. 10) for the women's program.

Record Book





SPARTAN WOMEN'S BASKETBALL

1,000-POINT CLUB



1. Ta'Rea Cunnigan (2012-15)

YEAR	G-GS	FG-FGA	PCT	3PM-A	PCT	FT-FTA	PCT	REB	AVG	AST	BS	ST	PTS	AVG
2011-12	30-29	112-290	.386	12-54	.278	109-158	.690	89	3.0	54	5	60	348	11.6
2012-13	30-30	188-469	.401	40-116	.345	178-235	.757	154	5.1	84	16	94	594	19.8
2013-14	30-30	183-494	.370	49-167	.293	138-183	.754	132	4.4	83	23	50	553	18.4
2014-15	32-32	207-490	.422	40-131	.305	113-164	.689	124	3.9	59	9	54	567	17.7
Career	122-121	690-1,743	.396	144-468	.308	538-740	.727	499	4.1	280	53	258	2,062	16.9

2. Karen Mason (1978-81)

YEAR	G	FG-FGA	PCT	3PM-A	PCT	FT-FTA	PCT	REB	AVG	AST	BS	ST	PTS	AVG
1977-78	27	139-341	.408			52-99	.525	137	5.0	36	—	48	351	13.0
1978-79	27	174-372	.468			62-98	.633	120	4.4	48	8	41	410	15.2
1979-80	31	212-495	.428			79-118	.669	149	4.8	36	1	65	503	16.2
1980-81	26	210-478	.439			97-152	.638	156	6.0	33	3	50	517	19.9
Career	111	735-1,686	.436			290-467	.621	562	5.1	153	12	204	1,760	15.9

3. Cricket Williams (2001-04)

YEAR	G-GS	FG-FGA	PCT	3PM-A	PCT	FT-FTA	PCT	REB	AVG	AST	BS	ST	PTS	AVG
2000-01	22-19	84-226	.372	13-56	.232	57-90	.633	86	3.9	108	1	48	238	10.8
2001-02	27-25	159-413	.385	33-89	.371	134-197	.680	109	4.0	159	4	88	485	18.0
2002-03	28-27	188-500	.376	43-155	.277	152-240	.633	155	5.5	192	1	81	571	20.4
2003-04	28-28	117-392	.298	25-104	.240	123-205	.600	170	6.1	185	6	94	382	13.6
Career	105-99	548-1,531	.358	114-404	.282	466-732	.637	520	5.0	644	12	311	1,676	16.0

4. Elinor Banks (1978-81)

YEAR	G	FG-FGA	PCT	3PM-A	PCT	FT-FTA	PCT	REB	AVG	AST	BS	ST	PTS	AVG
1977-78	27	152-354	.429			44-94	.468	263	9.7	41	—	26	348	9.7
1978-79	25	175-396	.434			33-83	.398	310	12.4	31	53	28	383	15.3
1979-80	31	211-460	.459			67-105	.638	249	8.0	35	55	50	489	15.8
1980-81	27	195-399	.489			62-97	.639	240	8.9	29	48	45	452	16.7
Career	110	733-1,609	.456			206-379	.544	1,062	9.7	136	156	149	1,672	15.2

5. Hulett Brooks (1990, 1992-94)

YEAR	G-GS	FG-FGA	PCT	3PM-A	PCT	FT-FTA	PCT	REB	AVG	AST	BS	ST	PTS	AVG
1989-90	29-4	120-262	.458	0-1	.000	39-66	.591	144	5.0	40	12	25	279	9.6
1991-92	27-24	97-262	.370	1-1	1.000	46-58	.793	161	6.0	49	6	27	241	8.9
1992-93	26-26	150-385	.390	6-19	.316	61-85	.718	176	6.8	41	12	36	367	14.1
1993-94	27-27	187-474	.395	13-49	.265	99-135	.733	166	6.1	64	2	23	486	18.0
Career	109-81	554-1,383	.400	20-70	.285	245-344	.712	647	5.9	194	32	111	1,373	12.5

6. Kari Steele (1993-97)

YEAR	G-GS	FG-FGA	PCT	3PM-A	PCT	FT-FTA	PCT	REB	AVG	AST	BS	ST	PTS	AVG
1993-94	27-27	102-242	.421	42-124	.339	56-86	.651	99	3.7	97	7	57	302	11.2
1994-95	28-28	106-297	.357	47-151	.311	83-111	.748	105	3.8	100	5	46	342	12.2
1995-96	27-26	93-259	.359	36-113	.319	37-52	.712	95	3.5	73	6	63	259	9.6
1996-97	28-28	140-392	.357	74-187	.396	83-110	.755	97	3.5	99	4	51	437	15.6
Career	110-109	441-1,190	.370	199-575	.346	259-359	.721	306	2.7	333	22	217	1,340	12.1

7. Dezz Ramos (2016-17)

YEAR	G-GS	FG-FGA	PCT	3PM-A	PCT	FT-FTA	PCT	REB	AVG	AST	BS	ST	PTS	AVG
2015-16	29-24	180-447	.403	62-176	.352	104-124	.839	96	3.3	118	5	31	526	18.1
2016-17	32-32	259-673	.385	83-242	.343	151-175	.863	96	3.0	163	5	40	752	23.5
Career	61-56	439-1120	.392	145-418	.347	255-299	.853	192	3.1	281	10	71	1,278	21.0

8. Jasmine Smith (2014-17)

YEAR	G-GS	FG-FGA	PCT	3PM-A	PCT	FT-FTA	PCT	REB	AVG	AST	BS	ST	PTS	AVG
2013-14	306	126-269	.468	0-0	.000	68-128	.531	231	7.7	34	18	38	320	10.7
2014-15	32-11	112-242	.463	0-2	.000	44-83	.530	157	4.9	23	6	41	268	8.4
2015-16	30-29	124-257	.482	0-0	.000	34-70	.486	186	6.2	26	5	13	282	9.4
2016-17	30-30	165-301	.548	0-0	.000	34-66	.515	245	8.2	30	10	40	364	12.1
Career	122-76	527-1069	.493	0-2	.000	180-347	.519	819	6.7	113	39	132	1,234	10.1

9. Sheila Brown (1981-84)

YEAR	G-GS	FG-FGA	PCT	3PM-A	PCT	FT-FTA	PCT	REB	AVG	AST	BS	ST	PTS	AVG
1980-81	27	53-142	.373			19/31	.613	49	1.8	14	5	12	125	4.6
1981-82	27	193-486	.397			37-64	.578	108	4.0	32	4	53	423	15.7
1982-83	20-17	138-373	.369			22-43	.512	68	3.4	18	1	38	298	14.9
1983-84	26-23	179-449	.388			36-50	.720	86	3.3	38	5	38	38	14.8
Career	100	563-1,450	.388			114-188	.606	311	2.1	102	15	147	1,230	12.3

10. Natalie White (2006-09)

YEAR	G-GS	FG-FGA	PCT	3PM-A	PCT	FT-FTA	PCT	REB	AVG	AST	BS	ST	PTS	AVG
2005-06	28-2	35-135	.259	24-99	.242	14-19	.737	32	1.1	8	3	14	108	3.9
2006-07	32-27	136-380	.358	41-146	.281	58-66	.879	102	3.2	39	1	24	371	11.6
2007-08	28-27	161-435	.370	55-170	.324	71-88	.807	161	5.8	28	7	30	448	16.0
2008-09	30-20	105-323	.325	44-153	.288	48-60	.800	116	3.9	20	3	26	302	10.1
Career	118-76	437-1,273	.343	164-568	.289	191-233	.820	411	3.5	95	14	94	1,229	10.4

11. Lamisha Augustine (2002-06)

YEAR	G-GS	FG-FGA	PCT	3PM-A	PCT	FT-FTA	PCT	REB	AVG	AST	BS	ST	PTS	AVG
2001-02	5-0	4-12	.373	0-0	.000	6-8	.750	8	1.6	0	2	0	14	2.8
2002-03	28-13	46-140	.329	0-1	.000	11-17	.647	93	3.3	12	23	13	103	3.7
2003-04	29-25	87-232	.375	2-3	.667	32-53	.604	131	4.5	26	32	39	208	7.2
2004-05	30-30	175-473	.370	1-6	.167	64-90	.711	230	7.7	52	23	55	415	13.8
2005-06	28-28	178-455	.391	12-29	.414	118-157	.752	238	8.5	47	58	43	486	17.4
Career	120-96	490-1,312	.373	15-39	.385	231-325	.711	700	5.8	137	138	150	1,226	10.2

12. Rhoda Chew (1982-85)

YEAR	G-GS	FG-FGA	PCT	3PM-A	PCT	FT-FTA	PCT	REB	AVG	AST	BS	ST	PTS	AVG
1981-82	27-4	33-90	.367			16-34	.471	137	5.1	6	11	20	82	3.0
1982-83	26-26	132-259	.509			38-65	.585	244	9.4	13	18	22	302	11.6
1983-84	26-25	156-325	.480			77-132	.583	329	12.7	13	37	21	389	14.9
1984-85	26-	163-321	.508			89-135	.659	236	9.1	14	51	27	415	16.0
Career	105	484-995	.486			220-366	.601	946	8.9	46	117	90	1,188	11.3

13. Natasha Johnson (1996-2000)

YEAR	G-GS	FG-FGA	PCT	3PM-A	PCT	FT-FTA	PCT	REB	AVG	AST	BS	ST	PTS	AVG
1995-96	27-23	81-241	.336	37-130	.285	51-80	.638	83	3.1	65	1	31	250	9.3
1996-97	28-25	92-288	.357	41-138	.297	80-110	.727	84	3.0	67	3	51	305	10.9
1997-98	27-25	103-289	.356	44-142	.310	75-120	.625	118	4.4	102	4	43	325	12.0
1999-00	27-27	90-248	.363	46-135	.341	66-92	.717	76	2.8	79	4	39	292	10.8
Career	109-100	366-1,066	.343	168-545	.308	272-402	.677	361	3.3	310	12	164	1,172	10.8

14. Tatiana Taylor (2001-04)

YEAR	G-GS	FG-FGA	PCT	3PM-A	PCT	FT-FTA	PCT	REB	AVG	AST	BS	ST	PTS	AVG
2000-01	29-20	79-169	.467	0-1	.000	58-83	.699	149	5.1	12	7	13	216	7.4
2001-02	28-18	75-165	.455	0-1	.000	40-72	.556	121	4.3	13	14	19	190	6.8
2002-03	28-27	150-289	.519	0-0	.000	57-85	.671	219	7.8	25	5	22	357	12.8
2003-04	29-28	151-302	.500	0-3	.000	100-154	.649	203	7.0	29	11	28	402	13.9
Career	114-94	455-925	.492	0-5	.000	255-394	.647	692	6.1	79	37	82	1,165	10.2

15. Myzhanique Ladd (2015-18)

YEAR	G-GS	FG-FGA	PCT	3PM-A	PCT	FT-FTA	PCT	REB	AVG	AST	BS	ST	PTS	AVG
2014-15	29-9	38-12	.339	9-33	.273	46-59	.780	51	1.8	30	1	22	131	4.5
2015-16	30-22	78-168	.464	11-37	.297	68-95	.716	146	4.9	60	0	36	235	7.8
2016-17	32-32	89-221	.403	17-63	.270	75-95	.789	203	6.3	79	2	39	270	8.4
2017-18	30-30	135-316	.427	22-64	.344	113-162	.698	206	6.9	75	3	34	405	13.5
Career	121-93	340-817	.416	59-197	.299	302-411	.735	606	5.0	244	6	131	1,040	8.6

16. Riana Byrd (2013-16)

YEAR	G-GS	FG-FGA	PCT	3PM-A	PCT	FT-FTA	PCT	REB	AVG	AST	BS	ST	PTS	AVG
2012-13	30-28	138-313	.441	0-0	.000	66-97	.680	327	10.9	24	64	50	342	11.4
2013-14	29-28	96-222	.432	0-0	.000	54-84	.643	276	9.5	24	43	37	246	8.5
2014-15	32-21	82-185	.443	0-0	.000	66-97	.680	216	6.8	22	56	24	230	7.2
2015-16	29-1	84-186	.452	0-0	.000	48-88	.545	219	7.6	25	37	23	216	7.4
Career	120-78	400-906	.442	0-0	.000	234-366	.639	1038	8.7	95	200	134	1,034	8.6

17. Lora Alexander (1989-90)

YEAR	G-GS	FG-FGA	PCT	3PM-A	PCT	FT-FTA	PCT	REB	AVG	AST	BS	ST	PTS	AVG
1988-89	27-24	191-448	.426	0-5	.000	114-214	.533	316	11.7	19	35	69	496	18.4
1989-90	29-23	198-442	.448	0-2	.000	127-192	.661	306	10.6	27	16	60	523	29.6
Career	56-47	389-890	.437	0-7	.000	241-406	.593	622	11.1	46	51	129	1,019	18.1

SCORING	G	PTS	AVG
1. Ta'Rea Cunnigan (2012-15)	122	2,062	16.9
2. Karen Mason (1978-81)	111	1,760	15.9
3. Cricket Williams (2001-04)	105	1,676	16.0
4. Elinor Banks (1978-81)	110	1,672	15.4
5. Hulett Brooks (1990, 1992-94)	109	1,373	12.6
6. Kari Steele (1994-97)	110	1,340	12.2
7. Dezz Ramos (2016-17)	61	1,278	21.0
8. Jasmine Smith (2014-17)	122	1,234	10.1
9. Shelia Brown (1981-84)	100	1,230	12.3
10. Natalie White (2006-09)	118	1,229	10.4
11. Lamisha Augustine (2002-06)	120	1,226	10.2
12. Rhoda Chew (1982-85)	105	1,188	11.3
13. Natasha Johnson (1996-00)	109	1,172	10.8
14. Tatiana Taylor (2001-04)	114	1,165	10.2
15. Myzhanique Ladd (2015-18)	121	1,041	8.6
16. Riana Byrd (2013-16)	120	1,034	8.5
17. Lora Alexander (1989-90)	56	1,019	18.2

FIELD GOALS MADE	G	ATT	MADE
1. Karen Mason (1978-81)	111	1,686	735
2. Elinor Banks (1978-81)	110	1,609	730
3. Ta'Rea Cunnigan (2012-15)	122	1,743	690
4. Shelia Brown (1981-84)	100	1,450	563
5. Hulett Brooks (1990, 1992-94)	109	1,383	554
6. Cricket Williams (2001-04)	105	1,531	548
7. Jasmine Smith (2014-17)	122	1,069	527
8. Lamisha Augustine (2002-06)	120	1,312	490
9. Rhoda Chew (1982-85)	105	995	484
10. Tatiana Taylor (2001-04)	114	925	455

FIELD GOAL ATTEMPTS	G	MADE	ATT
1. Ta'Rea Cunnigan (2012-15)	122	690	1,743
2. Karen Mason (1978-81)	111	735	1,686
3. Elinor Banks (1978-81)	110	730	1,609
4. Cricket Williams (2001-04)	105	548	1,531
5. Shelia Brown (1981-84)	100	558	1,450
6. Hulett Brooks (1990, 1992-94)	109	554	1,383
7. Lamisha Augustine (2002-06)	120	490	1,312
8. Natalie White (2006-08)	118	437	1,273
9. Kari Steele (1994-97)	110	441	1,190
10. Dezz Ramos (2016-17)	61	439	1,120

FIELD GOAL PERCENTAGE	G	FG-FGA	PCT
1. Amber Jackson (2005-06)	57	396-640	.619
2. Jasmine Smith (2014-17)	122	527-1,069	.493
3. Tatiana Taylor (2000-04)	114	455-925	.492
4. Winnia Gazaway (1979-82)	71	311-637	.488
5. Dana Foster (1983-86)	103	342-702	.487
6. Rhoda Chew (1982-85)	105	484-995	.486
7. Brittany Powell (2007-08)	61	258-540	.478
8. Pam Pember (1990-92)	52	298-631	.472
9. Roberta Lawson (1984-85)	50	201-429	.469
10. Johnnie Thomas (1987-88)	40	207-443	.467

3-POINT FIELD GOALS MADE	G	ATT	MADE
1. Kari Steele (1994-97)	110	575	199
2. Rebecca Woodberry (2014-15)	61	490	171
3. Jessica Kellogg (2001-05)	119	525	168
Natasha Johnson (1996-00)	109	545	168
5. Natalie White (2006-08)	118	568	164
6. Dezz Ramos (2016-17)	61	418	145
7. Ta'Rea Cunnigan (2012-15)	122	468	144
8. Rachol West (2014-17)	116	444	139
9. Analyss Benally (2016-Present)	77	369	118
10. Cricket Williams (2001-04)	105	404	114

3-POINT FIELD GOALS ATTEMPTED	G	MADE	ATT
1. Kari Steele (1994-97)	110	199	575
2. Natalie White (2006-08)	118	164	568
3. Natasha Johnson (1996-00)	109	168	545
4. Jessica Kellogg (2001-05)	119	168	525
5. Rebecca Woodberry (2014-15)	61	171	490
6. Ta'Rea Cunnigan (2012-15)	122	144	468
7. Rachol West (2014-17)	116	139	444
8. Dezz Ramos (2016-17)	61	145	418
9. Cricket Williams (2001-04)	105	114	404
10. Analyss Benally (2016-Present)	77	118	369

3-POINT PERCENTAGE	G	3FG-FGA	PCT
1. Megan Anderson (2017-Present)	60	109-271	.402
2. Rebecca Woodberry (2014-15)	61	171-490	.349
3. Dezz Ramos (2016-17)	61	145-418	.347
Megan Gluhan (1998-00)	68	70-202	.347
5. Kari Steele (1994-97)	110	199-575	.346
6. Sara Plavljanin (2011-12)	57	96-279	.344
7. Kim Skaggs (1989-92)	103	80-238	.336
8. Danae Marquez (2017-Present)	59	72-220	.327
9. Andrea Kohlhaas (2015-19)	92	54-168	.321
10. Danada Smith (2001)	29	57-178	.320
Jessica Kellogg (2001-05)	119	168-525	.320

FREE THROWS MADE	G	ATT	MADE
1. Ta'Rea Cunnigan (2012-15)	122	740	538
2. Cricket Williams (2001-04)	105	732	466
3. Myzhanique Ladd (2015-18)	121	411	302
4. Karen Mason (1978-81)	111	467	290
5. Natasha Johnson (1996-00)	109	402	272
6. Kari Steele (1994-97)	110	359	259
7. Tatiana Taylor (2001-04)	114	394	255
Dezz Ramos (2016-17)	61	299	255
9. Hulett Brooks (1990, 1992-94)	109	344	245
10. Lora Alexander (1989-90)	56	406	241

FREE THROWS ATTEMPTED	G	MADE	ATT
1. Ta'Rea Cunnigan (2012-15)	122	535	740
2. Cricket Williams (2001-04)	105	466	732
3. Sayja Sumler (2008-11)	114	235	473
4. Karen Mason (1978-81)	111	290	467



Natalie White (2006-09) was one of the most prolific shooters in San José State history. She ranks third in career free throw percentage (.820), and tenth in total points (1,229).

In addition, White is eighth in field goal attempts (1,273), eighth in games (118) and second in 3-point field goal attempts (568).

5. Myzhanique Ladd (2015-18)	121	302	411
6. Lora Alexander (1989-90)	56	241	406
7. Natasha Johnson (1996-00)	109	272	402
8. Tatiana Taylor (2001-04)	114	255	394
9. Elinor Banks (1978-81)	110	206	379
10. Rhoda Chew (1982-85)	105	220	366
Riana Byrd (2013-16)	120	234	366

FREE THROW PERCENTAGE	G	FT-FTA	PCT
1. Rebecca Woodberry (2014-15)	61	124-140	.886
2. Dezz Ramos (2016-17)	61	255-299	.853
3. Natalie White (2006-08)	108	191-233	.820
4. Taylor Turney (2017-18)	60	129-161	.801
5. Lindsay Harris (2004-05)	56	116-147	.789
6. Atari Parker (2001-02)	57	166-212	.783
7. Myzhanique Ladd (2015-18)	121	302-411	.735
8. Pam Pember (1991-92)	52	216-296	.730
9. Ta'Rea Cunnigan (2012-15)	90	425-576	.727
10. Kari Steele (1994-97)	110	259-359	.721

REBOUNDING	G	REB	AVG
1. Elinor Banks (1978-81)	110	1,062	9.7
2. Riana Byrd (2013-16)	120	1,038	8.7
3. Rhoda Chew (1982-85)	105	946	9.0
4. Jasmine Smith (2014-17)	122	819	6.7
5. Debbie Johnson (1979-80, 1982)	84	703	8.4

6. Lamisha Augustine (2002-06)	120	700	5.8
7. Tatiana Taylor (2001-04)	114	692	6.1
8. Hulett Brooks (1990, 1992-94)	109	647	5.9
9. Lora Alexander (1989-90)	56	622	11.1
10. Myzhanique Ladd (2015-18)	121	606	5.0

ASSISTS	G	AST	AVG
1. Wanda Thompson (1978-81)	113	742	6.6
2. Cricket Williams (2001-04)	105	644	6.1
3. Dana Foster (1983-86)	103	589	5.7
4. LaTasha Causey (1988-90, 1992)	94	337	3.6
5. Sherry Yudt (1990-93)	105	336	3.2
6. Kari Steele (1994-97)	110	333	3.0
7. Natasha Johnson (1996-00)	109	310	2.8
8. Robin Thompson (1981-84)	105	281	3.1
Dezz Ramos (2016-17)	61	281	4.6
10. Ta'Rea Cunnigan (2012-15)	122	280	2.3

BLOCKED SHOTS	G	BS	AVG
1. Riana Byrd (2013-16)	120	200	1.7
2. Elinor Banks (1979-81)	110	156	1.4
3. Lamisha Augustine (2002-06)	120	138	1.2
4. Rhoda Chew (1982-85)	105	117	1.1
5. Shaunna Ridge (2008-10)	58	87	1.5
6. Debbie Johnson (1979-80, 1982)	84	82	1.0
7. Winnia Gazaway (1979-82)	71	79	1.1
8. Shemekia Brown (1992-95)	100	75	0.8
9. Nica Gemo (2004-05)	58	62	1.1
Pam Pember (1991-92)	52	62	1.2

STEALS	G	ST	AVG
1. Wanda Thompson (1978-81)	113	434	3.8
2. Cricket Williams (2001-04)	105	311	2.9
3. Dana Foster (1983-86)	103	266	2.6
4. Ta'Rea Cunnigan (2012-15)	122	258	2.1
5. Kari Steele (1994-97)	110	226	2.1
6. Karen Mason (1978-81)	111	204	1.8
7. Sayja Sumler (2008-11)	114	194	1.7
8. LaTasha Causey (1988-90, 1992)	94	190	2.0
9. Sherry Yudt (1990-93)	105	169	1.6
10. Natalie St. Mary (1982-83)	53	165	3.1

GAMES PLAYED	G
1. Ta'Rea Cunnigan (2012-15)	122
Paris Baird (2014-17)	122
Jasmine Smith (2014-17)	122
4. Myzhanique Ladd (2015-18)	121
5. Lamisha Augustine (2002-06)	120
Riana Byrd (2013-16)	120
7. Jessica Kellogg (2001-05)	119
8. Natalie White (2006-09)	118
9. Rachol West (2014-17)	116
10. Sayja Sumler (2008-11)	114
Tatiana Taylor (2001-04)	114

SCORING		PTS	SEASON
1.	Dezz Ramos	****752	2016-17
2.	Brittany Johnson	603	2011-12
3.	Ta'Rea Cunnigan	**594	2012-13
4.	Cricket Williams	***571	2002-03
5.	Ta'Rea Cunnigan	567	2014-15
6.	Ta'Rea Cunnigan	553	2013-14
7.	Natalie St. Mary	540	1982-83
8.	Dezz Ramos	526	2015-16
9.	Lora Alexander	523	1989-90
10.	Karen Mason	517	1980-81
22.	Amber Jackson	*446	2004-05

FIELD GOALS MADE		MADE	SEASON
1.	Dezz Ramos	****259	2016-17
2.	Natalie St. Mary	233	1982-83
3.	Brittany Johnson	217	2011-12
4.	Karen Mason	***212	1979-80
5.	Elinor Banks	211	1979-80
6.	Karen Mason	210	1980-81
7.	Ta'Rea Cunnigan	207	2014-15
8.	Amber Jackson	*205	2004-05
9.	Lora Alexander	198	1989-90
10.	Elinor Banks	195	1980-81
11.	Sheila Brown	**193	1981-82

FIELD GOAL ATTEMPTS		ATT	SEASON
1.	Dezz Ramos	****673	2016-17
2.	Natalie St. Mary	515	1982-83
3.	Brittany Johnson	502	2011-12
4.	Cricket Williams	***500	2002-03
5.	Karen Mason	495	1979-80
6.	Ta'Rea Cunnigan	494	2013-14
7.	Ta'Rea Cunnigan	490	2014-15
8.	Shelia Brown	**486	1981-82
9.	Karen Mason	478	1980-81
10.	Hulett Brooks	474	1993-94

FIELD GOAL PCT. (min. 75 made)		PCT	SEASON
1.	Amber Jackson	.659 (205-311)	2004-05
2.	Amber Jackson	.581 (191-329)	2005-06
3.	Jasmine Smith	.548 (165-301)	2016-17
4.	Dana Foster	.537 (124-231)	1984-85
5.	Tatiana Taylor	.519 (150-289)	2002-03
6.	Winnia Gazaway	.514 (113-220)	1981-82
7.	Rhoda Chew	.510 (132-259)	1982-83
8.	Rhoda Chew	.508 (163-321)	1984-85
9.	Kylie Page	.507 (148-292)	1995-96
10.	Winnia Gazaway	.506 (84-166)	1978-79

3-POINT FIELD GOALS MADE		MADE	SEASON
1.	Rebecca Woodberry	***90	2013-14
2.	Dezz Ramos	****83	2016-17
3.	Rebecca Woodberry	81	2014-15

4.	Kari Steele	74	1996-97
5.	Jessica Kellogg	70	2002-03
6.	Jessica Kellogg	65	2004-05
7.	Megan Anderson	63	2018-19
8.	Dezz Ramos	62	2015-16
9.	Sara Plavljanin	61	2011-12
10.	Analyss Benally	**60	2017-18
18.	Megan Anderson	*46	2017-18

3-POINT ATTEMPTS		ATT	SEASON
1.	Rebecca Woodberry	***251	2013-14
2.	Dezz Ramos	****242	2016-17
3.	Rebecca Woodberry	239	2014-15
4.	Jessica Kellogg	**212	2002-03
5.	Jessica Kellogg	196	2004-05
6.	Atari Parker	195	2000-01
7.	Kari Steele	187	1996-97
8.	Danada Smith	178	2000-01
	Analyss Benally	178	2018-19



Junior Megan Anderson ranks No. 1 all-time on the program's career three-point field goal percentage list. She has totaled a .402 average from beyond the arc in her first two seasons in San Jose.

In addition, Anderson ranks No. 18 in made three-point field goals with 46 in just two years.

3-POINT PERCENTAGE (min. 30 made)	PCT	SEASON
1. Megan Anderson	*.438 (46-105)	2017-18
2. Kim Skaggs	***.407 (37-91)	1991-92
3. Kari Steele	.396 (74-187)	1996-97
4. Emily Nichols	.393 (42-107)	2007-08
5. Ellie Stevens	****.386 (32-83)	2015-16
6. Megan Gluhan	** .385 (37-96)	1998-99
7. Gretchen Seeley	.384 (38-99)	1993-94
8. Sherry Yudt	.383 (49-128)	1992-93
9. Megan Anderson	.380 (63-166)	2018-19
10. Sara Plavljanić	.379 (61-161)	2011-12

FREE THROWS MADE	MADE	SEASON
1. Ta'Rea Cunnigan	**178	2012-13
2. Brittany Johnson	****158	2011-12
3. Cricket Williams	***152	2002-03
4. Dezz Ramos	151	2016-17
5. Ta'Rea Cunnigan	138	2013-14
6. Cricket Williams	134	2001-02
7. Lora Alexander	127	1989-90
8. Cricket Williams	123	2003-04
9. Lamisha Augustine	118	2005-06
10. Lora Alexander	114	1988-89
14. Ta'Rea Cunnigan	*109	2011-12

FREE THROWS ATTEMPTED	ATT	SEASON
1. Cricket Williams	***240	2002-03
2. Ta'Rea Cunnigan	**235	2012-13
3. Brittany Johnson	****224	2011-12
4. Lora Alexander	214	1988-89
5. Cricket Williams	205	2003-04
6. Cricket Williams	197	2001-02
7. Lora Alexander	192	1989-90
8. Ta'Rea Cunnigan	183	2013-14
9. Dezz Ramos	175	2016-17
10. Ta'Rea Cunnigan	164	2014-15
12. Ta'Rea Cunnigan	*158	2011-12

FREE THROW PERCENTAGE (min. 50 made)	PCT	SEASON
1. Rebecca Woodberry	***.918 (56-61)	2013-14
2. Natalie White	** .879 (58-66)	2006-07
3. Dezz Ramos	****.863 (151-175)	2016-17
4. Rebecca Woodberry	.861 (68-79)	2014-15
5. Dezz Ramos	.839 (104-124)	2015-16
6. Natalie White	.807 (71-88)	2007-08
7. Atari Parker	.802 (97-121)	2000-01
8. Myzhaniq Ladd	.789 (75-95)	2016-17
9. Joi Turner	.788 (52-66)	1995-96
10. Taylor Turney	.788 (89-103)	2017-18

REBOUNDS	REB	SEASON
1. Rhoda Chew	**329	1983-84
2. Riana Byrd	*327	2012-13
3. Lora Alexander	***316	1988-89

4. Elinor Banks	310	1978-79
5. Lora Alexander	****306	1989-90
6. Natalie St. Mary	296	1982-83
7. Roberta Lawson	279	1984-85
8. Riana Byrd	276	2013-14
9. Debbie Johnson	265	1978-79
10. Amber Jackson	264	2005-06

ASSISTS	AST	SEASON
1. Wanda Thompson	*211	1977-78
2. Dana Foster	****196	1985-86
3. Cricket Williams	***192	2002-03
Wanda Thompson	**192	1978-79
5. Erica McGlaston	185	2004-05
Cricket Williams	185	2003-04
7. Wanda Thompson	176	1980-81
8. Wanda Thompson	163	1979-80
Dezz Ramos	163	2016-17
10. Cricket Williams	159	2001-02

BLOCKED SHOTS	BS	SEASON
1. Riana Byrd	*64	2012-13
2. Lamisha Augustine	****58	2005-06
3. Riana Byrd	***56	2014-15
4. Elinor Banks	55	1979-80
5. Shaunna Ridge	53	2008-09
Elinor Banks	53	1978-79
7. Rhoda Chew	51	1984-85
8. Elinor Banks	**48	1980-81
9. Riana Byrd	43	2013-14
10. Nica Gemo	42	2004-05

STEALS	ST	SEASON
1. Wanda Thompson	***136	1979-80
2. Wanda Thompson	*108	1977-78
3. Dana Foster	****106	1985-86
4. Wanda Thompson	**97	1978-79
5. Ta'Rea Cunnigan	94	2012-13
Cricket Williams	94	2003-04
7. Wanda Thompson	93	1980-81
8. Cricket Williams	88	2001-02
9. Dana Foster	87	1984-85
10. Natalie St. Mary	85	1982-83

* Freshman Record
 ** Sophomore Record
 *** Junior Record
 **** Senior Record

POINTS

Game	41	Hulett Brooks, vs. Sacramento State, 12/10/93
Season	752	Dezz Ramos, 32 games, 2016-17
Season avg.	23.5	Dezz Ramos (752 pts.), 32 games, 2016-17
Career	2,062	Ta'Rea Cunnigan, 122 games, 2012-15
Career avg.	21.0	Dezz Ramos (1,287 pts.), 61 games, 2016-17

FIELD GOALS MADE

Game	16	Natalie St. Mary (23 att.), vs. Cal Poly SLO, 11/20/82
Season	259	Dezz Ramos (673 att.), 32 games, 2016-17
Career	735	Karen Mason (1,686 att.), 111 games, 1978-81

FIELD GOALS ATTEMPTED

Game	33	Hulett Brooks (14 made), vs. Sacramento State, 12/10/93
Season	673	Dezz Ramos (259 made), 32 games, 2016-17
Career	1,743	Ta'Rea Cunnigan (690 made), 122 games, 2012-15

FIELD GOAL PERCENTAGE

Game	.857	Jasmine Smith (6-7), vs. Utah State, 12/30/15
Season	.659	Amber Jackson (205-311), 30 games, 2004-05
Career	.619	Amber Jackson (396-640), 56 games, 2005-06

THREE-POINT FIELD GOALS MADE

Game	8	Gretchen Seeley (14 att.), vs. Long Beach State, 2/13/94 Rebecca Woodberry (14 att.), at UNLV, 3/6/15 Rebecca Woodberry (11 att.), vs. Utah State, 3-9-15
Season	90	Rebecca Woodberry (251 att.), 29 games, 2013-14
Career	199	Kari Steele (575 att.), 110 games, 1994-97

THREE-POINT FIELD GOALS ATTEMPTED

Game	15	Natalie White (6 made) at Washington St., 12/16/07
Season	251	Rebecca Woodberry (90 made), 29 games, 2013-14
Career	575	Kari Steele (199 made), 110 games, 1994-97

FREE THROWS MADE

Game	15	Lindsay Harris (16 att.) vs. Rice, 3/11/2005
	15	Karen Mason (17 att.), vs. Cal Poly Pomona, 12/10/77
Season	178	Ta'Rea Cunnigan (235 att.), 30 games, 2012-13
Career	538	Ta'Rea Cunnigan (740 att.), 122 games, 2012-15

FREE THROWS ATTEMPTED

Game	18	Lora Alexander (11 made), vs. Long Beach State, 1/7/89
Season	240	Cricket Williams (152 made), 28 games, 2002-03
Career	740	Ta'Rea Cunnigan (538 made), 122 games, 2012-15

REBOUNDS

Game	21	Rhoda Chew, vs. Santa Clara, 2/21/84
	21	Rhoda Chew, vs. Pacific, 12/8/84
Season	329	Rhoda Chew, 26 games, 1983-84
Season avg.	12.7	Rhoda Chew (329), 26 games, 1983-84
Career	1,062	Elinor Banks, 110 games, 1977-81
Career avg.	11.1	Lora Alexander (622), 56 games, 1988-90

ASSISTS

Game	16	Cricket Williams, vs. Tulsa, 3/2/03
	16	Liz Keough, vs. Stanislaus State, 1976-77
Season	211	Wanda Thompson, 27 games, 1977-78
Season avg.	7.8	Wanda Thompson (211), 27 games, 1977-78
Career	742	Wanda Thompson, 113 games, 1977-78
Career avg.	6.6	Wanda Thompson (742), 113 games, 1977-78

STEALS

Game	12	Natalie St. Mary, vs. Cal Poly, 11/20/82
Season	136	Wanda Thompson, 31 games, 1979-80
Season avg.	4.4	Wanda Thompson (136), 31 games, 1979-80
Career	434	Wanda Thompson, 113 games, 1977-81
Career avg.	3.8	Wanda Thompson (434), 113 games, 1977-81

BLOCKED SHOTS

Game	7	Nica Gemo, vs. Boise State, 1/20/2005
	7	Rhoda Chew, vs. Washington State, 1/20/83
Season	64	Riana Byrd, 30 games, 2012-13
Season avg.	2.1	Riana Byrd (64), 30 games, 2012-13
Career	200	Riana Byrd, 91 games, 2013-16
Career avg.	1.7	Riana Byrd (200), 120 games, 2013-16

All Career Averages are based on a minimum of 50 games



Gretchen Seeley (1993-94) is tied for the San José State single-game record for made three-pointers.

Seeley sank eight threes in a game against Long Beach State on February 13, 1994.

Her .384 three-point shooting percentage in the 1993-94 season ranks seventh on the Spartans' single-season list.

POINTS

Game	119	vs. Columbia (11/16/14)
Season	2,511	2014-15, 32 games
Season average	78.9	1978-79, 28 games, 2,208 points
Largest winning margin	65	vs. Cal Poly (1/6/79), 96-31
Largest losing margin	80	vs. Long Beach St. (2/14/87), 149-69

FEWEST POINTS

Half	7	vs. Rice, 2/17/00
Game	26	vs. Utah, 2/18/99
Season	1,294	1998-99, 27 games
Season Average	47.7	2010-11, 29 games
Conference Season	632	1998-99, 14 games

FIELD GOALS MADE

Game	44	vs. Arizona, 1/4/79
Season	972	1979-80, 31 games

FIELD GOALS ATTEMPTED

Game	109	vs. Santa Clara, 2/22/78
Season	2,362	2014-15, 32 games

THREE-POINT FIELD GOALS MADE

Game	19	at UNLV, 3/6/15
Season	271	2014-15, 32 games

THREE-POINT FIELD GOALS ATTEMPTED

Game	43	vs. Saint Mary's, 12/3/16
Season	872	2014-15, 32 games

FREE THROWS MADE

Game	42	vs. Columbia, 11/16/14
Season	493	2014-15, 32 games

FREE THROWS ATTEMPTED

Game	53	vs. Columbia, 11/16/14
Season	726	2013-14, 30 games

FREE THROW PERCENTAGE

Game	.929	vs. Santa Clara, 12/11/91; at Fresno State, 1/7/17; at UNLV, 1/28/17
Season	.740	2016-17, 32 games

REBOUNDS

Game	87	vs. Fresno State, 2/2/79
Season	1,578	1978-79, 28 games
Season average	56.4	1978-78, 28 games

ASSISTS

Game	30	vs. USF, 2/17/78
Season	572	1977-78, 27 games
Season average	21.0	1977-78, 27 games

STEALS

Game	35	vs. Washington State, 2/8/80
Season	525	1979-80, 31 games
Season average	16.9	1979-80, 31 games

BLOCKED SHOTS

Game	19	vs. USF, 2/10/79
Season	198	1978-79, 28 games
Season average	7.1	1978-79, 28 games



The 2014-15 team scored 2,511 points, the most by an Spartans' team in the program's 44 years of existence.

That squad also set single-season team records for 3-point attempts (872), 3-pointers made (271), free throws made (493) and field goals attempted (2,262).

POINTS

San José State Player	40, Dezz Ramos, vs. Nevada, 12/29/16
Opponent Player	40, Diamond Ford, Texas State, 12/29/12
San José State	119, vs. Columbia, 11/16/14
Opponent	112, Boise State, 1/24/18

FIELD GOALS MADE

San José State Player	15, Amber Jackson, vs. Nevada, 12/30/04
Opponent Player	18, Penny Moore, Long Beach State, 2/24/90
San José State	39, vs. Sacramento State, 12/22/14
Opponent	45, Long Beach State, 1/28/91

FIELD GOALS ATTEMPTED

San José State Player	30, Dezz Ramos, vs. Nevada, 12/29/16
Opponent Player	30, Anita Maxwell, New Mexico State, 2/17/95
San José State	92, vs. Sacramento State, 12/22/14
Opponent	104, Sacramento State, 12/22/14

3-POINT FIELD GOALS MADE

San José State Player	7, Rebecca Woodberry vs. Georgia State, 12/18/13
	7, Danada Smith, vs. Long Island, 12/30/00
	7, Kari Steele, vs. Air Force, 2/15/97
Opponent Player	8, Jill Sutton, TCU, 1/8/98
San José State	15, vs. Pacific, 11/18/16
Opponent	15, Boise State, 1/25/14
	15, Southern Utah, 12/8/12

3-POINT FIELD GOALS ATTEMPTED

San José State Player	15, Jessica Kellogg, vs. Tulsa, 3/2/03
Opponent Player	15, Tessa Buck, New Mexico, 1/6/18
San José State	43, vs. Saint Mary's College, 12/3/16
Opponent	43, Fresno State, 2/25/12

FREE THROWS MADE

San José State Player	13, Megan Gluhan, vs. Cal Poly, 11/13/98
	13, Ta'Rea Cunnigan, vs. Texas State, 12/29/12
Opponent Player	16, Ashley Brown, Utah State, 2/2/12
San José State	42, vs. Columbia, 11/16/14
Opponent	28, vs. UTEP, 1/2/01

FREE THROWS ATTEMPTED


San José State Player	16, Cricket Williams, vs. Rice, 2/27/03
Opponent Player	26, Ashley Brown, Utah State, 2/2/12
San José State	53, vs. Columbia, 11/16/14
Opponent	42, UC Santa Barbara, 2/11/93

REBOUNDS

San José State Player	19, Teoma Taylor, vs. Boise State, 1/2/03,
	19, Riana Byrd vs. Cal State Northridge, 12/1/12
Opponent Player	18, Margaret Huntington, Sacramento State, 12/22/14
San José State	64, vs. Portland State, 12/28/90
Opponent	63, Gonzaga, 11/21/99
	63, Northwestern State (La.), 12/20/93

ASSISTS

San José State Player	16, Cricket Williams, vs. Tulsa, 3/2/03
Opponent Player	14, Tine Freil, Pacific, 3/1/93
	14, Marta Hermida, Boise State, 1/24/18
San José State	25, vs. New Mexico, 1/6/18
Opponent	31, Boise State, 1/24/18



For 18 years, from 1997 to 2014, Kari Steele (1994-97) held the San José State single-season record for three-point field goals with 74 and currently ranks fourth.

Steele owns the Spartans career record with 199 3-pointers and is tied with Danada Smith and Rebecca Woodberry for The Event Center single-game record of seven threes in a game.

Her 1,340 points rank sixth on the program's career scoring list.

BLOCKED SHOTS

San José State Player	7, Nica Gemo, vs. Boise State, 1/20/05
Opponent Player	6, Brina Chaney, Oregon State, 12/4/02
	6, Pauline Jordan, UNLV, 2/22/90
San José State	11, vs. Sacramento State, 12/22/14
Opponent	10, UNLV, 2/22/90

STEALS

San José State Player	8, Riana Byrd, vs. UTSA, 12/31/12
	8, Alisha Hicks, vs. Pacific, 11/20/07
	8, Alisha Hicks, vs. Utah State, 2/3/07
	8, Juliana Smith, vs. Gonzaga, 11/21/99
Opponent Player	8, Kimberly Hill, Northwestern State, 12/20/91
	8, Lisa Crosskey, UC Santa Barbara, 1/12/91
	8, Suzanne McNally, SMU, 12/29/91
San José State	23, vs. Northern Arizona, 12/1/11
Opponent	23, New Mexico State, 1/4/91

POINTS

- 41 Hulett Brooks, vs. Sacramento State (12/10/93)
- 40 Dezz Ramos, vs. Nevada (12/29/16)
- 38 Danada Smith, vs. Long Island (12/30/00)
Dezz Ramos, vs. Pacific (11/18/16)
- 37 Dezz Ramos, at Utah State (2/22/17)
- 36 Natalie St. Mary, vs. Cal Poly (11/20/82)
Lora Alexander, vs. Santa Clara (12/20/88)
Emily Schill, vs. Utah State (1/12/13)** Freshman Record
- 35 Karen Mason, vs. Cal State Fullerton (12/6/80)
Hulett Brooks, vs. UNLV (2/17/94)
Kari Steele, vs. Air Force (2/15/97)
Lamisha Augustine, vs. Colorado State (12/10/05)
Ta'Rea Cunnigan, at Nevada (2/7/15)
- 34 Tatiana Taylor, vs. Nevada (3/6/04)
Chasity Shavers, vs. Boise State (2/20/10)
Dezz Ramos, at Colorado State (1/4/17)
Dezz Ramos, vs. San Diego State (1/11/17)
Dezz Ramos, at Colorado State (1/4/17)
Dezz Ramos, vs. Air Force (2/18/17)
- 33 Kylie Page, vs. Montana State (12/30/95)
Lora Alexander, vs. Long Beach State (2/24/90)
- 32 Johnnie Thomas, vs. UC Santa Barbara (1/10/87)
Hulett Brooks, vs. Loyola Marymount (12/29/93)
Cricket Williams, vs. SMU (1/11/03)
Jessica Kellogg, vs. Tulsa (3/2/03)
Amber Jackson, vs. Nevada (12/30/04)
Chasity Shavers, vs. California (12/9/09)
Brittany Johnson, at Nevada (1/28/12)
- 31 Lora Alexander, vs. Long Beach State (1/7/89)
Hulett Brooks, vs. Cal State Northridge (12/30/93)
Brittany Johnson, vs. Idaho (3/7/12)
Dezz Ramos, vs. South Dakota (12/8/15)
Dezz Ramos, vs. Air Force (1/14/17)
Analyss Benally, vs. New Mexico (3/2/19)
- 30 Karen Mason, vs. Stanford (2/24/79)
Winnia Gazaway, vs. Pacific (1/16/82)
Rhoda Chew, vs. Idaho State (12/27/84)
Rhoda Chew, vs. California (3/1/85)
Lora Alexander, vs. UNLV (2/22/90)
Courtney Wittstruck, vs. Nevada (12/29/97)
Sasha Spalding, vs. TCU (1/8/98)
Atari Parker, vs. Hawaii (1/21/01)
Cricket Williams, vs. UTEP (3/6/03)
Ta'Rea Cunnigan, vs. Texas State (12/29/12)
Ta'Rea Cunnigan, vs. UT Arlington (1/26/13)
Rebecca Woodberry, at Utah (11/14/14)
Ta'Rea Cunnigan, at UNLV (3/6/15)
Dezz Ramos, vs. Santa Clara (11/20/16)

- 29 Atari Parker, vs. Santa Clara (11/29/00)
Kylie Page, vs. Idaho (12/9/95)
Kari Steele, vs. Cal State Fullerton (1/15/95)
Natalie St. Mary, vs. California (2/26/83)
Cricket Williams, vs. Fresno State (1/25/03)
Brittany Johnson, at Hawai'i (2/11/12)
Ta'Rea Cunnigan, at Santa Clara (11/12/13)
Rebecca Woodberry, vs. San Francisco (11/20/13)
Dezz Ramos, at Wyoming (1/18/17)

REBOUNDS

- 21 Rhoda Chew, vs. Santa Clara (2/21/84)
Rhoda Chew, vs. Pacific (12/8/84)
- 20 Elinor Banks, vs. Fresno State (2/2/79)
Rhoda Chew, vs. San Francisco (1/14/84)
Taja Winston, vs. California (2/7/86)
Lora Alexander, vs. UC Santa Barbara (2/23/89)
Riana Byrd, vs. Colorado State (3/4/14)
Jan Peterson, vs. unknown opponent (1976-77)
Sally Halvorson, vs. unknown opponent (1976-77)
Elinor Banks, vs Long Beach State (2/25/78)
Elinor Banks, vs. Chico State (12/29/79)
Roberta Lawson, vs. UC Santa Barbara (11/15/84)
Lora Alexander, vs. Santa Clara (12/20/88)
Lora Alexander, vs. Central Michigan (12/29/88)
Lora Alexander, vs. Pacific (2/29/90)
Teoma Taylor, vs. Boise State (1/2/03)
Riana Byrd, vs. Cal State Northridge (12/1/12)
Paris Baird, at Colorado State (1/4/17)
- 19 Elinor Banks, vs. Hayward State (12/21/78)
Elinor Banks, vs. Cal Poly SLO (1/6/79)
Rhoda Chew, vs. Houston, (12/21/82)
Natalie St. Mary, vs. Oregon State (2/5/83)
Natalie St. Mary, vs. Fresno State (2/12/83)
Rhoda Chew, vs. Santa Clara (1/18/84)
Taja Winston, vs. Montana (1/1/86)
Pam Pember, vs. UC Santa Barbara (1/12/91)
Shemekia Brown, vs. Idaho (11/26/94)
Sasha Spalding, vs. TCU (1/8/98)
Emily Schill, vs. Utah State (1/12/13)
Riana Byrd, vs. UMKC (12/21/13)

20/20 CLUB

- 27 points, 20 rebounds Lora Alexander, vs. UC Santa Barbara (2/23/89)

All-America

Elinor Banks	1978, '79
Karen Mason	1980, '81

AcademicCapital One Academic All-District VIII

Ta'Rea Cunnigan	2013, '15
-----------------	-----------

Arthur Ashe, Jr. Sports Scholar

Paris Baird	2017
Ta'Rea Cunnigan	2013, '15
Myzhaniqe Ladd	2016, '17, '18
Rachol West	2016, '17
Emily Vann	2016

San José State President's Scholar

Emily Vann	2015, '16, '17
------------	----------------

San José State Dean's Scholar

Ta'Rea Cunnigan	2014, '15, '16
Hallie Gennett	2017
Andrea Kohlhaas	2018

Mountain West Scholar-Athlete (minimum 3.50 GPA)

Megan Anderson	2018
Paris Baird	2017
Ta'Rea Cunnigan	2014, '15
Heleyna Hill	2018
Andrea Kohlhaas	2018
Danae Marquez	2018
Ellie Stevens	2016
Emily Vann	2015, '16
Rachol West	2014, '15, '16, '17

Academic All-Mountain West (minimum 3.00 GPA)

Megan Anderson	2018, '19
Paris Baird	2014, '15, '16, '17
Ta'Rea Cunnigan	2014, '15
Chinwe Ezeonu	2018
Hallie Gennett	2017, '18
Fieme'a Hafoka	2017, '18, '19
Britta Hall	2014
Nyre Harris	2015, '16
Heleyna Hill	2018
Andrea Kohlhaas	2016, '17, '18, '19
Myzhaniqe Ladd	2015, '16, '17, '18
Cyndi Lewis	2018, '19
Danae Marquez	2018, '19
Ellie Stevens	2016
Chereese Thomas	2015
Emily Vann	2015, '16
Rachol West	2014, '15, '16, '17
Rebecca Woodberry	2014, '15

Mountain West Conference**2014-Present**All-Mountain WestFirst Team

Ta'Rea Cunnigan	2015
Dezz Ramos	2016, '17

Honorable Mention

Ta'Rea Cunnigan	2014
Myzhaniqe Ladd	2018

Newcomer of the Year

Dezz Ramos	2016
------------	------

Sixth Player of the Year

Riana Byrd	2016
------------	------

All-Freshman Team

Jasmine Smith	2014
---------------	------

Preseason All-MW

Ta'Rea Cunnigan	2014, '15
Dezz Ramos	2017

Preseason MW Newcomer of the Year

Hallie Gennett	2017
Dezz Ramos	2016

Mountain West All-Tournament Team

Dezz Ramos	2017
Rebecca Woodberry	2015

Player of the Week

Riana Byrd	2/8/16
Ta'Rea Cunnigan	11/11/13, 1/25/15
Dezz Ramos	11/20/16, 1/1/17, 2/20/17
Rachol West	12/28/14

Western Athletic Conference**(1997-2013)**All-WAC

Lamisha Augustine	First Team	2005, '06
Riana Byrd	Third Team	2013
Ta'Rea Cunnigan	First Team	2013
Amber Jackson	First Team	2006
	Second Team	2005
Brittany Johnson	First Team	2012
Cricket Williams	First Team	2002, '03
	Second Team	2005

<u>All-Defensive Team</u>		
Riana Byrd		2013
Cricket Williams		2002

<u>All-Freshman Team</u>		
Riana Byrd		2013
Ta' Rea Cunnigan		2012
Amber Jackson		2005
Brittany Powell		2007

<u>Coach of the Year</u>		
Tim La Kose		2012
Janice Richard		2002

<u>Preseason All-WAC</u>		
Ta'Rea Cunnigan		2013

<u>Players of the Week</u>		
Elea A'Giza		Dec. 31, 2001
Lamisha Augustine,		Jan. 31, 2005, Dec. 12, 2005
Riana Byrd		Dec. 2, 2012, Mar. 4, 2013
Ta'Rea Cunnigan		Nov. 19, 2012
Amber Jackson		Dec. 13, 2004, Jan. 23, 2006
Brittany Johnson		Dec. 5, 2011, Jan. 16, 2012, Feb. 27, 2012
Erica McGlaston		Feb. 28, 2005
Atari Parker		Jan. 22, 2001, Feb. 12, 2001
Sara Plavljaniin		Jan. 9, 2012
Chasity Shavers		Dec. 7, 2009
Emily Schill		Jan. 13, 2013
Danada Smith		Jan. 2, 2001
Kari Steele		Feb. 17, 1997
Tatiana Taylor		Mar. 8, 2004
Joi Turner		Dec. 30, 1996
Cricket Williams		Feb. 18, 2003, Mar. 3, 2003, Dec. 29, 2003

**Big West Conference
(1989-1996)**

<u>All-Big West</u>		
Lora Alexander	Second Team	1989
	Honorable Mention	1990
Hulett Brooks	First Team	1994
	Second Team	1993
Kylie Page	Honorable Mention	1996
Kari Steele	Honorable Mention	1994, '95
Johnnie Thomas	Honorable Mention	1987

<u>All-Freshman Team</u>		
Hulett Brooks		1990
LaTasha Causey		1988
Kylie Page		1996
Kim Skaggs		1989
Kari Steele		1994

<u>Freshman of the Year</u>		
Kylie Page		1996

<u>Big West Players of the Week</u>		
Kylie Page		Dec. 12, 1995, Jan. 2, 1996
Hulett Brooks		Jan., 1994, Mar. 1, 1994

**NorPac Conference
(1983-86)**

<u>All-NorPac</u>		
Rhoda Chew	Second Team	1984
Dana Foster	Second Team	1985, '86
Natalie St. Mary	First Team	1983

<u>All-Freshman Team</u>		
Japora Smith		1985

**NorCal Conference
(1977-1982)**

<u>All-NorCal</u>		
Elinor Banks	First Team	1978, '79
	Second Team	1980, '81
Shelia Brown	Second Team	1982
Debbie Johnson	Second Team	1978, '79
Karen Mason	First Team	1979, '80, '81
Wanda Thompson	First Team	1980
	Second Team	1978, '79, '81

<u>Coach of the Year</u>		
Sharon Chatman		1977, '78



Cricket Williams (2001-04) finished her Spartan career as the program's third-leading scorer with 1,676 points.

In 2002-03, she set The Event Center records for free throws attempts in a game (16, vs. Rice) and assists (16, vs. Tulsa). She still holds the record for free throw attempts (240) in a season.



In 1995, San José State women's basketball celebrated its 100th year. The team first played under the name of the San Jose Normal School in a game against Stanford in 1895.

The first intercollegiate athletic-sponsored women's basketball teams formed at San José State in 1968, but weren't formally established until 1971-72, with the evolution of the Association of Intercollegiate Athletics for Women (AIAW). In 1982, the NCAA formally recognized women's basketball and sponsored a championship for the sport. San José State offered its first women's scholarship to Lori Hogen in 1975.



"Team of the Century"

Lora Alexander	1989, '90	Lori Hogen	1975, '76
Elinor Banks	1978, '79, '80, '81	Susie Lindh	1971, '72
Judy Basich	1955, '56, '58	Karen Mason	1978, '79, '80, '81
Hulett Brooks	1990, '92, '93, '94	Marilyn Mason	1961, '62, '63
Rhoda Chew	1982, '83, '84, '85	Carol Salsbury	1967, '68, '69, '70, '71
Winnia Gazaway	1979, '80, '81, '82	Natalie St. Mary	1982, '83
Kathy Harris	1966, '67, '68, '69	Wanda Thompson	1978, '79, '80, '81

"Coach of the Century"

Sharon Chatman 1976-86



Lora Alexander (1989-90), Hall of Fame Class of 2016, became the fifth member of the women's basketball program to be inducted into the San José State Sports Hall of Fame.

The 1989 and 1990 All-Big West Conference honoree holds the career records for scoring average at 18.2 points and rebound average at 11.1 per game and is the only Spartan women's basketball player to average a double double for her career.

With 1,019 points, Alexander is the only SJSU women's basketball player to score 1,000 points in one's first two seasons in the program. In 1995, she was one of 14 players named to the San José State University Women's Basketball Team of the Century.



Sharon Chatman

Sharon Chatman, Hall of Fame Class of 2004, is the only women's basketball coach with a winning record (143-121) at San José State. She guided the Spartans to NorPac Conference titles in both 1978 & 1979 and from 1978 to 1981 her teams played in the postseason in four consecutive years.

In 10 years leading the program (1977-86), she had a winning season six times and won 20 or more games in 1979 and 1980.

Elinor Banks (1978-81), Hall of Fame Class of 1999, was the first women's basketball player inducted into the Hall of Fame and in 1979 the first to earn All-American honors. In 1978 & 79 she was a first-team All-NorCal selection and a second team performer in 1980 & 81.

She holds the program's career record for rebounds (1,062), ranks second in blocks (156) and fourth in point (1,672).



Elinor Banks



Karen Mason

Karen Mason (1978-81), Hall of Fame Class of 2001, was a 1981 All-American and earned first team All-NorCal honors in 1979, 1980 & 1981.

For 25 years she held the program's career records for scoring (1,760), field goals (735), field goal attempts (1,686), free throws (290) & free throw attempts (467) and still ranks second in scoring and field goal attempts, third in free throws and fourth in free throw attempts.

Wanda Thompson (1978-81), Hall of Fame Class of 2005, was a first team All-NorCal honoree in 1980 and a three-time (1978, 1979 & 1981) second team selection.

In 1980, she set the single-season record for assists (211) and holds the program's career record with 742. She is the only basketball player, man or woman, to have at least 100 steals in two seasons and more than 150 assists in four seasons.



Wanda Thompson

A	
Elea A'Giza	2001, '02
Lora Alexander	1989, '90
Ashley Alipate	2006
Megan Anderson	2018, '19
Terry Anderson	1975
Monet Andrews	2002
Palagi Atoe	2010, '12
Diane Augmon	1983
Lamisha Augustine	2002, '03, '04, '05, '06
B	
Paris Baird	2014, '15, '16, '17
Aniya Baker	2015
Elinor Banks	1978, '79, '80, '81
Myosha Barnes	2006, '07, '08
Kathleen Barrett	1996, '97, '98, '99
Jeanette Bean	1983
Marianne Belgen	1982
Analyss Benally	2017, '18, '19
Lee Bernardino	1978, '79
Ali Bettencourt	2015
Jennifer Biondi	1985
Kelly Blair	2009
Sherri Boone	1986
Jessica Borello	2001
Lindy Boretti	1977
Vicki Boyd	1975
Britney Bradley	2010, '11
Chantelle Brazzel	1999, '00
Mary Brennan	1985, '86
Sheila Brewer	1992
Myesha Broaden	2009, '10, '11, '12
Hulett Brooks	1990, '92, '93, '94
Ashley Brown	2009, '10
Marilyn Brown	1991
Shelia Brown	1981, '82, '83, '84
Shemekia Brown	1992, '93, '94, '95
Daphne Brownson	1992, '93, '94, '95
Shana Buchanan	2001
Jackie Burress	1983
Denise Burtis	1980, '81
Riana Byrd	2013, '14, '15, '16
C	
Christina Calcagno	2009
Danna Campbell	1997, '98
Sarah Cantway	1996
Suzanne Carlos	1975
La Tasha Causey	1988, '89, '90, '92
Chrissy Chang	1994
Rhoda Chew	1982, '83, '84, '85
Stephanie Childs	1991, '92
Courtesy Clark	2018, '19
Donna Clark	1984
Monique Coble	2009, '11
Ta' Rea Cunnigan	2012, '13, '14, '15


D	
Celina Dagnino	1998, '99, '00
Dafina Dailey	1999
Tamiko Davis	2007, '08
Adia Dawson	1995, '96, '98
Susan Day	1978, '79, '80
Jamiyla DeBoise	2013
Gail Dennis	1995, '96
Phyllis DiGeronimo	1988, '89
Crissy DiLuzio	2000
Sandra Dorsey	1975
Patty Duke	1987
Cindy Durio	1976
E	
Connie Ebanez	1978
Aumornai Edinburgh	2008, '09
Wendy Elvord	1982
Chinwe Ezeonu	2018
F	
Brenda Farley	1985
Breana Fields	2006
Rachel Finnegan	2010, '12
Kayla Forster	2003, '04
Dana Foster	1983, '84, '85, '86
Toni Foster	1977
Lisa Fraser	1979
G	
April Gafford	1986, '87
Cindy Galarza	1981, '82
Winnia Gazaway	1979, '80, '81, '82
Nica Gemo	2004, '05
Hallie Gennett	2017, '18
Rochell Gentry	1975
Kristine Germone	1988
Megan Gluhan	1998, '99, '00
Chris Gonzales	1976
Michelle Gossman	1995
Roxane Grayson	1980, '81
H	
Fieme'a Hafoka	2017, '18, '19
Amber Hall	2006, '07
Britta Hall	2014
Jaime Hall	2006, '07
Marnesha Hall	2010, '11
Sally Halvorson	1977, '78, '79
Jana Ham	1976
Dominique Hamilton	2009, '10, '11
Shatiqua Hampton	1996
Michelle Hanson	1997, '98
Rhonda Hanson	1978
Alexis Harris	2017, '18, '19
Lindsay Harris	2004, '05
Lois Harris	1999, '00
Nyre Harris	2015, '16

Tiffany Hearn	2003
Melissa Henderson	2003
Wanda Henderson	1975
Joanne Hernandez	1982, '83
Alisha Hicks	2006, '07, '08
Alexis Hill	2013
Helenya Hill	2018
Janie Hillyer	1975, '76, '77, '78
Judy Hillyer	1975, '76
Lori Hoffman	1977
Lori Hogen	1975, '76
Lori Holder	1984
Cheryl Hooper	1984
Rebecca Hunt	1995, '96
LaTrese Hunter	1989, '90
I	
Diseph Igoni	2001
Lisa Imahara	1987
Brittany Imaku	2006, '08
Kim Inman	1985, '86
Erin Irving	1996, '97, '98
LaDonna Irving	1992, '93, '94, '95
J	
Amber Jackson	2005, '06
Lynette Jacobs	2007
Classye James	2013, '14
Brittany Johnson	2011, '12
Cathy Johnson	1977
Debbie Johnson	1978, '79, '80, '82
Kendra Johnson	1987
Liz Johnson	2010, '11
Natasha Johnson	1996, '97, '98, '99, '00
Rachel Johnson	1999
Teddi Johnson	1986, '87, '88, '89
Bridgette Jones	1986
Dana Jones	1988, '98, '90, '91
Myiesha Jones	2001
K	
Jessica Kellogg	2001, '02, '03, '04, '05
Barbara Kelly	1976, '77
Monica Kerns	1991
Liz Keough	1977
Jan Khamashta	1978
Bernadette Knight	1993, '94
Elaina Knight	1996
Andrea Kohlhaas	2016, '17, '18, '19
L	
Myzhanique Ladd	2015, '16, '17, '18
Roberta Lawson	1984, '85
Elana Layton	1978
Mary Beth Ledesma	1984, '85, '87, '88
Cathy Lee	1977
Cyndi Lewis	2018, '19
Lisa Little	1993

YEAR	W/L	PCT.	CONF./FINISH	PCT	HEAD COACH
1974-75	3-5	.375			Carolyn Lewis
1975-76	5-10	.333			Carolyn Lewis
1976-77	10-10	.500	4-7/4th	.364	Sharon Chatman
1977-78	17-10	.630	12-0/1st	1.000	Sharon Chatman
1978-79	24-4	.857	12-0/1st	1.000	Sharon Chatman
1979-80	22-9	.710	9-3/2nd	.750	Sharon Chatman
1980-81	14-13	.519	8-4/2nd	.667	Sharon Chatman
1981-82	15-12	.556	7-5/3rd	.583	Sharon Chatman
1982-83	17-9	.624	8-6/5th	.571	Sharon Chatman
1983-84	9-17	.346	5-9/6th	.357	Sharon Chatman
1984-85	9-17	.346	3-9/7th	.250	Sharon Chatman
1985-86	6-20	.231	1-11/7th	.083	Sharon Chatman
1986-87	3-23	.115	1-17/9th	.056	Tina Krah
1987-88	1-26	.037	0-18/10th	.000	Tina Krah
1988-89	4-23	.148	1-17/10th	.056	Tina Krah
1989-90	5-24	.172	2-16/9th	.111	Tina Krah
1990-91	2-25	.074	0-18/10th	.000	Tina Krah
1991-92	2-25	.074	1-17/10th	.056	Tina Krah
1992-93	5-21	.192	4-14/T8th	.222	Karen Smith
1993-94	14-13	.519	9-9/T6th	.500	Karen Smith
1994-95	4-24	.142	2-16/10th	.111	Karen Smith
1995-96	8-19	.308	3-15/T9th	.167	Karen Smith
1996-97	10-18	.357	5-11/6th	.313	Karen Smith
1997-98	6-21	.222	2-12/8th	.143	Karen Smith
1998-99	2-25	.074	0-14/8th	.000	Karen Smith
1999-00	3-24	.111	1-13/8th	.071	Janice Richard
2000-01	13-16	.448	4-12/9th	.250	Janice Richard
2001-02	17-11	.607	12-6/4th	.750	Janice Richard
2002-03	13-15	.464	9-9/6th	.500	Janice Richard
2003-04	16-13	.552	7-11/T6th	.389	Janice Richard
2004-05	18-12	.600	10-8/T4th	.556	Janice Richard
2005-06	13-15	.464	8-8/T4th	.500	Janice Richard
2006-07	5-27	.156	4-12/T8th	.333	#Greg Lockridge
2006-07					^Derrick Allen
2007-08	3-28	.097	1-15/9th	.063	Pam DeCosta
2008-09	2-28	.067	1-15/9th	.063	Pam DeCosta
2009-10	6-23	.207	2-14/9th	.125	Pam DeCosta
2010-11	2-27	.069	2-14/9th	.125	Pam DeCosta
2011-12	11-19	.367	6-8/T4th	.429	Tim La Kose
2012-13	11-19	.367	8-10/6th	.444	Tim La Kose
2013-14	11-19	.367	5-13/10th	.278	Jamie Craighead
2014-15	15-17	.469	7-11/8th	.389	Jamie Craighead
2015-16	13-17	.433	11-7/4th	.611	Jamie Craighead
2016-17	11-21	.344	7-11/8th	.389	Jamie Craighead
2017-18	7-23	.233	4-14/11th	.222	Jamie Craighead
2018-19	6-24	.200	5-13/9th	.278	Jamie Craighead
45 Years	413-821	.335	213-472	.311	

- Greg Lockridge was an interim coach (0-6) during part of the 2006-07 season

^ - Derrick Allen was an interim coach (5-21) during part of the 2006-07 season



Sharon Chatman, who coached the Spartans from 1997 through the 1986 season, is the only coach in program history with a winning record. In 10 seasons, she posted a 143-121 record (.542).

Chatman led the Spartans to four consecutive postseason births in the Association for Intercollegiate Athletics for Women (AIAW) Championship Tournament, the precursor to the NCAA Championship Tournament.

Chatman was inducted into the San José State Sports Hall of Fame on October 1, 2004.

	Yrs.	Seasons	Wins	Losses	Pct.
Carolyn Lewis	2	1975-76	8	15	.348
Sharon Chatman	10	1977-86	143	121	.542
Tina Krah	6	1987-92	17	146	.104
Karen Smith	7	1993-99	49	141	.216
Janice Richard	7	1999-06	93	106	.467
Greg Lockridge*		2006-07	0	6	.000
Derrick Allen**	1	2006-07	5	21	.192
Pam DeCosta	4	2008-11	13	106	.109
Tim La Kose	2	2012-13	22	38	.367
Jamie Craighead	6	2014-19	63	121	.342
Totals:	45		413	821	.335

OPPONENT	W	L
Air Force	12	4
Alaska Anchorage	0	1
American	0	1
Arizona	1	2
Arizona State	2	4
Arkansas State	0	1
Army	1	0
Baylor	0	3
Biola	0	1
Boise State	11	22
Bradley	0	1
Brown	0	1
BYU	2	3
California	9	24
Cal Poly Pomona	2	2
Cal Poly	8	6
Cal State Fullerton	9	28
Cal State Hayward	7	1
Cal State Los Angeles	1	0
Cal State Northridge	8	6
Cal State Stanislaus	5	0
Central Michigan	0	1
Chico State	2	4
Cincinnati	1	0
Colgate	1	0
Colorado	0	3
Colorado State	4	16
Columbia	2	0
Cornell	1	1
CSU Bakersfield	2	4
Denver	1	3
Drake	0	1
Duke	0	1
Eastern Illinois	0	2
Eastern Washington	1	0
Evansville	1	1
Fordham	0	1
Fresno State	23	56
George Mason	0	1
Georgia State	1	1
Georgia Tech	0	1
Gonzaga	1	3
Grambling State	1	0
Hampton	0	1
Hartnell	1	0
Harvard	0	2
Hawaii	17	42
Houston	1	1
Humboldt State	1	0
Idaho	10	18
Idaho State	1	1
Iowa	0	1
Jackson State	1	0

OPPONENT	W	L
Kansas	0	3
Kansas City	1	0
Lamar	0	1
Long Beach State	1	29
Long Island	1	0
Louisiana Tech	1	23
Loyola-Chicago	1	0
Loyola Marymount	1	2
Marist	1	0
Memphis	1	0
Miami, Ohio	0	1
Middle Tennessee State	0	1
Mississippi	0	1
Mississippi State	0	2
Montana	1	0
Montana State	2	1
Montclair State	0	1
Morgan State	0	1
Mount Saint Mary's	0	1
Navy	0	1
Nebraska	0	3
Nevada	29	24
New Mexico	2	12
New Mexico State	5	28
New Orleans	0	1
North Dakota State	1	1
Northern Arizona	2	4
Northern Colorado	0	2
Northeastern Illinois	1	0
Northern Illinois	0	1
Northwestern State	0	1
Ole Miss	0	1
Oregon	2	11
Oregon State	3	8
Pacific	13	36
Pepperdine	0	2
Portland	0	1
Portland State	1	6
Rice	2	14
Rutgers	0	1
Sacramento State	15	12
Saint Mary's	2	10
San Diego	2	7
San Diego State	9	23
San Francisco	22	22
San Francisco State	8	4
Santa Clara	24	25
Seattle	1	2
Sonoma State	2	0
South Dakota	0	2
South Dakota State	1	1
Southern California	2	5
Southern Illinois	0	1

OPPONENT	W	L
Southern Methodist	3	14
Southern Oregon	3	0
Southern Utah	4	2
Southwest Missouri State	0	1
Stanford	13	10
Stephen F. Austin	0	1
Stony Brook	0	1
Tennessee	0	1
Tennessee-Martin	1	0
Texas	0	2
TCU	1	6
Texas-El Paso	7	9
Texas State	1	1
Towson State	0	1
Tulsa	9	9
UC Davis	6	8
UC Irvine	12	17
UC Riverside	0	2
UC Santa Barbara	7	19
UCLA	0	6
UNLV	6	34
US International	0	1
UT Arlington	2	0
Utah	2	5
Utah State	11	18
Utah Valley	2	0
UTSA	0	2
Valparaiso	0	1
Vermont	0	1
Washington	0	7
Washington State	3	6
Wayland Baptist	0	1
Weber State	3	4
Wisconsin	0	1
Wisconsin-Milwaukee	0	1
Wyoming	3	11
Yale	2	0
TOTALS	413	821

2019-20 opponents in **BOLD**

1986-87	H	L	92-54
	A	L	88-59
1987-88	H	L	68-52
	A	L	74-56
1988-89	A	L	78-51
	H	L	75-56
1989-90	H	L	61-48
	A	L	63-54
1990-91	A	L	95-46
	H	L	72-52
1991-92	H	L	83-76
	A	L	87-75
1992-93	H	L	76-75
	A	L	88-60
	H	W	85-68
1993-94	H	W	75-66
	A	W	89-71
1994-95	H	L	84-79
	A	L	70-57
	N	L	91-73
1995-96	A	W	68-66
	H	L	84-55
1998-99	H	L	65-51
1999-00	A	L	86-77
2000-01	H	W	86-61
2001-02	A	W	66-54
2006-07	H	L	69-52
2007-08	A	L	80-68
2009-10	H	L	79-77
2010-11	A	L	76-45
2011-12	H	L	81-65
2012-13	A	L	60-59

Cal State Hayward (7-1)

1974-75		L	70-53
1976-77		W	48-46
		W	65-60
1977-78	H	W	75-46
1978-79	H	W	92-37
1984-85	H	W	90-62
1985-86	A	W	71-53
1986-87	H	W	59-53

Cal State LA (1-0)

1978-79	A	W	88-48
---------	---	---	-------

Stanislaus State (5-0)

1976-77		W	30-27
		W	79-37
		W	62-48
1991-92	N	W	81-59
2016-17	H	W	90-85

Central Michigan (0-1)

1988-89	H	L	70-51
---------	---	---	-------

Chico State (2-4)

1974-75		L	82-54
1975-76	H	L	63-35
1976-77		L	53-50
		L	60-40
1978-79	N	W	67-29
1981-82	H	W	85-56

Cincinnati (1-0)

2014-15	N	W	79-54
---------	---	---	-------

Colgate (1-0)

1998-99	N	W	51-35
---------	---	---	-------

Colorado (0-3)

2009-10	A	L	86-50
2014-15	A	L	97-89 (OT)
2018-19	A	L	76-64

Colorado State (4-16)

1983-84	A	L	68-55
1996-97	H	L	88-62
	A	L	80-55
1997-98	H	L	70-56
	A	L	108-56
2005-06	H	W	78-66
2006-07	A	L	76-57
2013-14	A	L	101-60
	H	W	65-64
2014-15	A	L	77-59
	H	L	85-76
	N	W	64-55
2015-16	A	L	76-54
	H	L	80-78
2016-17	A	L	70-67 (OT)
	H	L	68-56
	N	L	65-60
2017-18	A	L	63-48
	H	L	73-66
2018-19	A	W	78-70

Columbia (2-0)

1990-91	H	W	70-64
2014-15	H	W	119-76

Cornell (1-1)

1993-94	H	W	65-48
1998-99	H	L	75-54

CSU Bakersfield (2-4)

2007-08	A	L	89-66
2008-09	H	L	78-59

2009-10	A	L	86-64
2015-16	A	L	90-88 (OT)
2017-18	H	W	67-57
2018-19	H	W	82-72

Cal State Northridge (8-6)

1993-94	A	W	73-62
1994-95	H	W	90-65
1996-97	H	W	63-59
2002-03	H	W	76-51
2003-04	A	W	71-54
2005-06	A	W	76-62
2006-07	H	L	66-63
2007-08	A	W	59-55
2008-09	A	L	69-63
2009-10	H	L	62-61
2011-12	A	L	85-55
2012-13	H	W	73-63
2017-18	H	L	76-59
2018-19	A	L	76-40

Denver (1-3)

2009-10	H	L	66-61
2010-11	A	L	64-27
2012-13	H	W	68-67
	A	L	83-68

Drake (0-1)

1991-92	H	L	77-67
---------	---	---	-------

Duke (0-1)

1987-88	H	L	86-47
---------	---	---	-------

Eastern Illinois (0-2)

2011-12	H	L	93-71
2012-13	A	L	88-67

Eastern Washington (1-0)

1979-80	H	W	63-53
---------	---	---	-------

Evansville (1-1)

2012-13	A	L	74-65
2013-14	H	W	90-84

Fordham (0-1)

2009-10	N	L	71-64
---------	---	---	-------

Fresno State (22-56)

1974-75	N	L	90-40
1975-76	N	L	67-37
1977-78	H	W	69-55
	A	W	56-51
1978-79	A	W	66-53
	H	W	90-54
1979-80	H	W	84-69

	A	W	73-52
1980-81	A	W	75-55
	H	W	74-44
1981-82	A	W	62-52
	H	L	53-48
1982-83	A	W	55-54
	H	W	80-73
1983-84	H	L	52-46
	A	L	91-87
1984-85	A	L	73-63
	H	L	83-56
1985-86	H	L	92-50
	A	L	81-65
1986-87	A	L	107-68
	H	L	97-60
1987-88	H	L	63-43
	A	L	91-55
1988-89	H	L	80-49
	A	L	86-56
1989-90	H	L	72-57
	A	L	94-66
1990-91	A	L	98-67
	H	L	75-60
1991-92	A	L	74-66
	H	L	72-65
1993-94	H	W	70-64
1995-96	A	L	74-66
1996-97	H	L	64-62
	A	W	65-58
1997-98	A	L	81-66
	H	L	67-51
1998-99	A	L	76-48
	H	L	60-54
1999-00	A	L	84-66
	H	L	71-65
2000-01	A	L	83-62
2000-01	H	W	73-59
2001-02	H	W	77-62
	A	W	65-48
2002-03	H	W	66-53
	A	L	96-80
	N	L	63-57
2003-04	A	L	81-39
	H	L	72-60
2004-05	H	L	79-63
	A	L	73-64
2005-06	H	L	63-41
	A	L	77-60
2006-07	A	L	61-36
	H	L	70-63
2007-08	A	L	81-63
	H	L	83-65
	N	L	87-76
2008-09	A	L	73-44



On December 10, 1993, Hulett Brooks (1990, 92-24) set the Spartans single-game scoring record when she poured in 41 points against Sacramento State.

She ranks fifth on the San José State all-time scoring (1,373 points) and fifth on the field goals (554) lists. In addition, she is sixth in field goal attempts (1,383), eighth in rebounds (647), and ninth in free throws (245) on the program's career lists.

	H	L	76-47
2009-10	H	L	68-31
	A	L	83-47
2010-11	A	L	65-33
	H	L	73-47
2011-12	A	L	76-49
	H	W	62-61
2013-14	H	W	68-66
	A	L	107-80
2014-15	A	L	58-46
	H	W	56-51
2015-16	H	L	59-54
	A	W	66-64
2016-17	A	L	88-74
	H	W	77-68 (OT)
2017-18	A	L	81-71
2018-19	A	L	77-48
	H	W	65-57

George Mason (0-1)

1986-87	H	L	67-60
---------	---	---	-------

Georgia State (1-1)

1994-95	N	L	70-41
2013-14	H	W	95-81

Georgia Tech (0-1)

1996-97	H	L	68-53
---------	---	---	-------

Gonzaga (1-3)

1999-00	H	L	82-65
2002-03	A	L	65-54
2005-06	H	W	69-61
	A	L	68-53

Grambling State (1-0)

2004-05	N	W	63-56
---------	---	---	-------

Louisiana Tech (1-23)

2001-02	H	L	79-49
	A	L	87-47
2002-03	A	L	83-38
	H	L	66-59
2003-04	H	L	84-71
	A	L	82-51
2004-05	A	L	66-52
	H	L	80-51
2005-06	A	L	74-51
	H	L	78-48
2006-07	H	L	65-52
	A	L	71-61
2007-08	A	L	70-54
	H	L	78-64
2008-09	A	L	70-53
	H	L	87-69
2009-10	H	L	92-48
	A	L	81-66
2010-11	H	L	69-34
	A	L	62-53
2011-12	H	L	70-64
	A	L	73-68
2012-13	A	L	94-80
	H	W	60-58

Loyola-Chicago (1-0)

2002-03	H	W	85-66
---------	---	---	-------

Loyola Marymount (1-2)

1993-94	A	W	73-68
2008-09	A	L	81-66
2009-10	H	L	66-47

Marist (1-0)

2003-04	N	W	59-49
---------	---	---	-------

Memphis (1-0)

1979-80	N	W	71-61
---------	---	---	-------

Miami, Ohio (0-1)

1989-90	H	L	76-52
---------	---	---	-------

Middle Tennessee State (0-1)

1991-92	N	L	88-54
---------	---	---	-------

Mississippi (0-2)

1999-00	N	L	77-43
2009-10	N	L	78-33

Mississippi State (0-2)

2004-05	A	L	54-43
2016-17	N	L	88-51

Montana (1-0)

1985-86	H	W	67-60
---------	---	---	-------

Montana State (2-1)

1983-84	H	L	71-69
---------	---	---	-------



On January 12, 2013, Emily Schill set San José State's freshman single-game scoring record when she poured in 36 points against Utah State. She pulled down 18 rebounds in the game as the Spartans defeated the Aggies 103-80.

1995-96	H	W	77-75
2000-01	H	W	53-50

Montclair State (0-1)

1980-81	H	L	63-59
---------	---	---	-------

Morgan State (0-1)

1998-99	N	L	46-39
---------	---	---	-------

Mount Saint Mary's (0-1)

2010-11	H	L	72-69
---------	---	---	-------

Navy (0-1)

1998-99	N	L	76-48
---------	---	---	-------

Nebraska (0-3)

2016-17	A	L	83-61
2017-18	H	L	81-55
2018-19	A	L	96-63

Nevada (29-26)

1975-76	A	L	55-47
	A	W	
1977-78	H	W	64-54
1978-79	H	W	93-50
1979-80	N	W	95-38
1983-84	H	W	90-86
1987-88	A	L	72-54
1992-93	H	W	55-49
	A	L	76-63
1993-94	H	W	79-43
	A	W	78-51
1994-95	H	W	59-54
	A	L	74-73
1995-96	A	L	68-58
	H	L	81-62
1996-97	H	W	79-54
1997-98	A	L	59-52
1999-00	H	L	65-58
2000-01	A	L	86-57
	H	W	78-75
2001-02	H	W	78-60
	A	W	71-52
2002-03	H	W	63-60
	A	W	77-52
2003-04	A	W	70-63
	H	W	81-78, 2OT
	N	W	68-60
2004-05	H	W	76-63
	A	W	65-49
2005-06	A	W	64-56
	H	W	53-48
	N	L	76-61
2006-07	A	L	74-47
	H	L	70-52
2007-08	A	L	72-51
	H	L	78-62
2008-09	H	L	66-52
	A	L	61-50
2009-10	H	L	64-56
	A	L	72-48
2010-11	H	L	66-47
	A	L	65-36
2011-12	A	W	86-79
	H	W	70-63
2013-14	A	L	101-74
	H	L	99-95
2014-15	A	W	80-77 (OT)
	H	W	81-72
2015-16	A	W	76-63
2016-17	H	W	107-84
	A	L	108-85
2017-18	A	L	91-63
	H	W	57-54

2013-14	H	W	98-79
2014-15	A	L	77-62
2015-16	H	L	82-78
2016-17	A	L	79-71
2017-18	H	L	87-81
2018-19	A	L	85-63

San Francisco State (8-4)

1976-77		W	75-21
		L	71-53
		L	69-57
1978-79	H	W	59-43
1979-80	A	W	66-52
1980-81	N	W	103-69
	H	W	69-65
1983-84	A	L	86-81
1984-85	H	W	96-69
2012-13	H	W	70-51
2013-14	H	W	100-78
2018-19	H	L	73-66

Santa Clara (24-25)

1975-76	A	W	39-28
1976-77	H	W	73-28
1977-78	A	W	73-49
	H	W	89-26
1978-79	A	W	79-44
	H	W	75-24
1979-80	H	W	70-25
	A	W	79-52
1980-81	A	W	73-61
	H	W	81-58
1981-82	H	W	80-64
	A	L	66-64
1982-83	H	W	60-55
	A	W	66-59
1983-84	A	W	64-61
	H	W	73-72
1984-85	A	L	62-60
	H	W	62-53
1985-86	A	L	60-45
1986-87	H	L	74-49
1987-88	A	L	71-31
1988-89	H	W	66-62, OT
1989-90	H	W	75-55
1990-91	A	L	72-45
1991-92	H	L	80-50
1993-94	N	L	81-54
1994-95	N	L	79-58
1995-96	N	L	77-42
1996-97	N	L	82-62
1997-98	N	L	90-51
1998-99	N	L	78-45
1999-00	N	L	79-51

2000-01	H	L	85-68
2001-02	A	L	73-58
2002-03	H	L	61-54
2003-04	A	W	75-62
2004-05	H	L	75-74
2005-06	A	L	81-70
2006-07	H	L	71-59
2007-08	A	L	78-58
2008-09	H	L	56-39
2009-10	A	W	75-64
2010-11	H	L	44-37
2011-12	A	W	74-53
2012-13	H	L	62-47
2013-14	A	W	97-93
2016-17	H	W	75-64
2017-18	A	W	71-66 (OT)
2018-19	H	L	62-56

Seattle (1-2)

2008-09	H	L	94-62
2012-13	A	L	72-60
	H	W	74-65

Sonoma State (2-0)

1983-84	H	W	84-55
1999-00	H	W	68-62

South Dakota (0-2)

2015-16	H	L	87-77
2016-17	A	L	84-69

South Dakota State (1-1)

2005-06	H	W	64-51
2006-07	A	L	98-63

Southern California (2-5)

1976-77		W	68-49
1977-78	A	L	69-53
1978-79	H	L	99-92
1979-80	H	W	70-61
1980-81	A	L	94-78
	H	L	91-57
1981-82	H	L	88-72

Southern Illinois (0-1)

1996-97	N	L	78-55
---------	---	---	-------

SMU (3-14)

1991-92	H	L	60-51
1996-97	N	L	76-52
1997-98	H	L	55-54
	A	L	66-46
1999-00	A	L	80-42
	H	L	71-44
	N	L	99-56

2000-01	H	L	74-57
	A	L	80-71
2001-02	H	W	61-54
	A	L	92-87
2002-03	A	L	86-77
	H	L	61-58
2003-04	H	W	64-59, OT
	A	L	88-61
2004-05	A	L	58-37
	H	W	63-62, OT

Southern Oregon (3-0)

2014-15	H	W	110-91
2015-16	H	W	92-78
2017-18	H	W	89-87 (OT)

Southern Utah (4-2)

1989-90	N	W	73-68
1992-93	N	L	64-63



Dezz Ramos (2016-17) is the most prolific scorer in San José State history. She averaged 21.0 ppg in two seasons and ended her career ranked 7th in scoring (1,278).

In addition, she ranks in the top-five of eight single-season categories including first in scoring (752), field goals (259) and field goal attempts (673).

	A	L	76-42
UCLA (0-6)			
1976-77	H	L	80-42
1977-78	A	L	84-70
1978-79	A	L	71-65
1979-80	H	L	81-66
1980-81	H	L	78-63
2017-18	A	L	129-69
UNLV (6-33)			
1977-78	H	L	86-55
1981-82	A	L	80-71
1983-84	A	L	65-47
1985-86	H	L	74-33
1986-87	H	L	72-42
	A	L	88-41
1987-88	A	L	87-40
	H	L	113-42
1988-89	H	L	79-54
	A	L	91-60
1989-90	A	L	76-46
	H	L	86-59
	N	L	102-67
1990-91	A	L	84-55
	H	L	79-46
1991-92	A	L	95-55
	H	L	72-60
1992-93	H	L	84-69
	A	L	95-52
1993-94	A	L	84-59
	H	W	78-70
1994-95	A	L	75-59
	H	L	86-56
1995-96	H	W	78-66
	A	L	80-73
1996-97	A	L	66-60
	H	W	70-60
2010-11	H	L	80-48
2011-12	A	L	78-41
2013-14	A	L	90-76
	N	L	78-75
2014-15	H	L	72-68 (OT)
	A	W	99-97
2015-16	H	W	61-69
2016-17	A	W	76-65
	H	L	63-55
2017-18	A	L	79-60
	H	L	80-53
2018-19	H	L	53-43
	A	L	74-70
US International (0-1)			
1985-86	H	L	89-86

UT Arlington (2-0)			
2012-13	A	W	78-70
	H	W	71-49
Utah (2-5)			
1981-82	A	W	66-57
1982-83	N	W	69-57
1988-89	A	L	90-45
1989-90	H	L	78-59
1998-99	H	L	74-50
	A	L	76-26
2014-15	A	L	100-87, OT
Utah State (11-18)			
1980-81	H	W	88-66
2005-06	A	W	63-51
	H	W	70-49
2006-07	A	L	58-50
	H	W	65-57
2007-08	A	L	68-58
	H	L	61-60
2008-09	H	L	64-54
	A	L	62-51
2009-10	A	L	65-54
	H	L	66-46
2010-11	A	L	72-57
	H	L	75-39
2011-12	H	L	78-73
	A	L	84-71
2012-13	H	W	103-80
	A	L	87-54
2013-14	H	L	78-65
	A	L	96-67
2014-15	H	W	62-58
	A	L	85-80
	N	W	99-85
2015-16	A	W	86-74
	H	W	83-65
2016-17	A	L	82-78
2017-18	H	W	79-66
	A	L	86-78
2018-19	A	L	82-49
	H	W	68-59
Utah Valley (2-0)			
2011-12	A	W	57-45
2012-13	H	W	81-72
UTEP (7-9)			
1984-85	H	L	75-76
1998-99	A	L	65-47
	H	L	63-48
1999-00	A	L	76-53
	H	W	73-68

2000-01	H	L	69-66
	A	L	86-76, 2OT
	N	W	66-55
2001-02	A	W	73-48
	H	W	87-57
2002-03	H	W	83-60
	A	W	87-84, OT
2003-04	A	L	75-65
	H	L	51-44
2004-05	H	W	66-51
	A	L	66-63
UTSA (0-2)			
2012-13	H	L	57-54
	A	L	64-60
Valparaiso (0-1)			
1997-98	H	L	62-54
Vermont (0-1)			
2005-06	N	L	55-52
Washington (0-7)			
1982-83	A	L	67-63
1983-84	H	L	89-71
1984-85	A	L	97-66
1985-86	A	L	77-44
	H	L	87-53
1987-88	H	L	77-38
2010-11	N	L	49-27
Washington State (3-6)			
1979-80	H	W	90-58
1982-83	A	W	67-63
1983-84	H	W	78-69
1984-85	A	L	82-69
1985-86	A	L	84-72
	H	L	75-74
2006-07	H	L	72-61
2007-08	A	L	78-72 (OT)
2015-16	A	L	95-80
Wayland Baptist (0-1)			
1979-80	A	L	76-55
Weber State (3-4)			
1981-82	H	W	86-53
1982-83	N	W	85-77
1994-95	H	L	62-48
2000-01	A	W	71-64
2001-02	H	L	75-55
2010-11	H	L	59-50
2011-12	A	L	69-67

Wisconsin (0-1)

1988-89	H	L	72-67
---------	---	---	-------

Wisconsin-Milwaukee (0-1)

2006-07	N	L	66-63
---------	---	---	-------

Wyoming (3-12)

1996-97	H	L	74-51
---------	---	---	-------

	A	L	86-53
--	---	---	-------

2013-14	H	W	74-68
---------	---	---	-------

	A	L	103-80
--	---	---	--------

2014-15	A	L	96-60
---------	---	---	-------

	H	L	71-61
--	---	---	-------

2015-16	A	W	67-66
---------	---	---	-------

	H	W	65-51
--	---	---	-------

2016-17	A	L	89-60
---------	---	---	-------

	H	L	68-59
--	---	---	-------

2017-18	A	L	58-64
---------	---	---	-------

	H	L	66-64
--	---	---	-------


2018-19	H	L	70-56
---------	---	---	-------

	A	L	85-56
--	---	---	-------

Yale (2-0)

1978-79	H	W	89-47
---------	---	---	-------

2003-04	N	W	71-53
---------	---	---	-------



1974-75

Head Coach Carolyn Lewis
(3-5)

L	Chico State	82-54
L	Fresno State	90-40
W	Humboldt State	54-51
W	Oregon	62-47
L	Cal State Hayward	70-53
L	San Francisco	56-48
L	at Stanford	76-52
W	Hartnell College	59-38

Records are incomplete from 1974-75.

1975-76

Head Coach Carolyn Lewis
(5-10)

12/2	W	at Santa Clara	39-28
12/6	L	CHICO STATE	63-35
1/2	L	!vs. UC Davis	65-56
1/3	L	!vs. Fresno State	67-37
1/6	L	UC DAVIS	49-45
1/9	W	at Stanford	68-49
1/13	W	CALIFORNIA	62-54
2/4	L	at UC Davis	74-54
2/7	L	at Nevada	55-47
2/10	L	at California	50-47
2/19	L	SACRAMENTO STATE	96-54
2/23	L	STANFORD	83-66
	L	at Sacramento State	72-36
2/28	W	vs. Stanford	57-50
	W	at Nevada	

! - Chico State Tournament (Chico, Calif.)

1976-77

Head Coach Sharon Chatman
(10-10, 4-7 NorCal)

	W	Stanislaus State	30-27
	W	San Francisco State	75-21
	W	Stanislaus State	79-37
	W	Cal State Hayward	48-46
1/14	L	UCLA	80-42
	W	USC	68-49
2/5	L	at Stanford	62-56
	L	Chico State	53-50
	L	UC Davis	65-57
	W	Stanislaus State	62-48
	L	SACRAMENTO STATE	63-57
	W	Santa Clara	73-28
	L	San Francisco State	71-53
	L	Cal Poly Pomona	81-60
	W	Cal State Hayward	65-60
	L	San Francisco State	69-57

	L	at CS Sacramento	61-56
	L	Chico State	60-40
	W	UC Davis	57-54
2/26	W	STANFORD	67-46



Shelia Brown (1981-84), a member of the 1,000-Point Club, made the fourth-most field goals (563) in San José State women's basketball history.

In 1982, she was honored as a second-team All-NorCal performer and made 193 of her 486 shot attempts, both SJSU sophomore records.

1977-78

Head Coach Sharon Chatman
(17-10, 12-0 NorCal)

12/1	L	!vs. UC Santa Barbara	61-60
12/2	W	!vs. California	66-65
12/3	L	!vs. San Diego State	89-85
12/8	L	at UCLA	84-70
12/9	L	at USC	69-53
12/10	L	at Cal Poly Pomona	65-51
12/22	L	at UC Davis	41-40
12/23	W	CAL STATE HAYWARD	75-46
1/3	W	HAWAII	88-31
1/6	W	NEVADA	64-54
1/14	L	CAL STATE FULLERTON	89-83
1/18	W	*at California	45-37
1/20	W	*SAN FRANCISCO	75-55
1/25	W	*at Stanford	61-56
1/28	W	*at Pacific	67-42
2/3	W	*FRESNO STATE	69-55
2/4	W	*at Santa Clara	73-49
2/8	W	*CALIFORNIA	76-65

2/9	W	SACRAMENTO STATE	68-28
2/15	W	*PACIFIC	68-33
2/17	W	*at San Francisco	84-51
2/18	L	BIOLA	64-60
2/22	W	*SANTA CLARA	89-26
2/24	W	*STANFORD	72-65
2/25	L	LONG BEACH STATE	70-57
3/1	W	*at Fresno State	56-51
3/9	L	+UNLV	86-55

! - Cal Poly Invitational (San Luis Obispo, Calif.)

* - Northern California Athletic Conference Game

+ - First round of AIAW Regionals

1978-79

Head Coach Sharon Chatman
(24-4, 12-0 NorCal)

2/2	L	!vs. BYU	85-78
12/3	W	!at San Francisco	85-68
12/7	L	at Long Beach State	90-69
12/8	W	at Cal State Los Angeles	88-48
12/9	L	at UCLA	71-65
12/21	W	CAL STATE HAYWARD	92-37
12/22	W	SACRAMENTO STATE	87-45
12/29	W	&vs. Chico State	67-29
12/30	W	&vs. Cal State Fullerton	62-56
1/2	W	ARIZONA STATE	84-55
1/4	W	ARIZONA	99-44
1/6	W	CAL POLY	96-31
1/12	W	*at San Francisco	74-44
1/13	W	YALE	89-47
1/17	W	*PACIFIC	80-33
1/19	W	*at Santa Clara	79-44
1/24	W	*at Stanford	76-56
1/27	W	*at Fresno State	66-53
1/31	W	*CALIFORNIA	77-51
2/2	W	*FRESNO STATE	90-54
2/7	W	*at California	80-51
2/10	W	*SAN FRANCISCO	50-41
2/15	W	*SANTA CLARA	75-24
2/17	W	*at Pacific	77-51
2/24	W	*STANFORD	79-51
2/28	W	SAN FRANCISCO STATE	59-43
3/2	W	NEVADA	93-50
	L	+USC	99-92

! - USF Tournament (San Francisco, Calif.)

& - New Year's Classic (Santa Clara, Calif.)

* - Northern California Athletic Conference Game

+ - First round of AIAW Regionals

1979-80

**Head Coach Sharon Chatman
(22-9, 9-3 NorCal)**

11/15	W	!vs. San Diego State	56-45
11/16	W	!vs. Stanford	64-59
11/17	W	!vs. San Francisco	59-58
11/22	L	&at Wayland Baptist	76-55
11/23	W	&vs. BYU	92-86
11/24	W	&vs. Memphis State	71-61
12/4	W	SOUTHERN CALIFORNIA	70-61
12/6	L	at Oregon	93-77
12/8	L	at Oregon State	74-72
12/12	W	EASTERN WASHINGTON	63-53
12/15	L	TENNESSEE	81-70
12/21	W	at San Francisco State	66-52
12/27	W	#vs. Nevada	95-38
12/28	W	#vs. Cal Poly Pomona	95-60
1/3	W	at UC Davis	98-55
1/9	W	*at Pacific	91-37
1/11	W	*SANTA CLARA	70-25
1/12	W	HAWAI'I	96-53
1/16	W	*STANFORD	80-61
1/23	L	*at San Francisco	61-57
1/26	W	*FRESNO STATE	84-69
2/1	L	*at California	78-69
2/2	L	at Long Beach State	79-69
2/6	W	*at Santa Clara	79-52
2/8	W	WASHINGTON STATE	90-58
2/9	W	*PACIFIC	69-65
2/16	L	*at Stanford	66-59
2/21	W	*SAN FRANCISCO	70-59
2/23	W	*at Fresno State	73-52
2/29	W	*CALIFORNIA	77-70
3/6	L	+UCLA	81-66

! - Cal Poly Classic (San Luis Obispo, Calif.)
 & - Plainview Queen's Tournament (Plainview, Texas)
 # - New Year's Classic (Santa Clara, Calif.)
 * - Northern California Athletic Conference Game
 + - First round of AIAW Regionals

1980-81

**Head Coach Sharon Chatman
(14-13, 8-4 NorCal)**

11/21	W	!UTAH STATE	88-66
11/22	L	!UCLA	78-63
11/25	L	at Texas	74-54
12/5	W	&vs. San Francisco State	103-69
12/6	W	&vs. Cal State Fullerton	93-87
12/14	W	CAL POLY	82-73
12/16	L	#vs. Oregon	81-61
12/17	L	#at Portland State	80-78
12/18	W	BYU	70-67
12/28	L	MONTCLAIR STATE	63-59
12/30	L	KANSAS	81-72

1/3	L	at Long Beach State	79-56
1/5	L	at USC	94-78
1/10	W	*at Stanford	75-61
1/15	W	*at Fresno State	75-55
1/17	W	*SAN FRANCISCO	53-51
1/20	W	*at Santa Clara	73-61
1/23	L	*CALIFORNIA	78-63
1/30	L	*at Pacific	59-51
2/3	W	SAN FRANCISCO STATE	69-65
2/7	W	*STANFORD	61-48
2/10	W	*at USF	75-53
2/13	W	*FRESNO STATE	74-44
2/17	W	*SANTA CLARA	81-58
2/20	L	*at California	83-66
2/27	L	*PACIFIC	85-71
3/12	L	+USC	91-57

! - Anheuser Busch Classic (San Jose, Calif.)
 & - Santa Clara Tournament (Santa Clara, Calif.)
 # - Portland State Tournament (Portland, Ore.)
 * - Northern California Athletic Conference Game
 + - First round of AIAW Regionals



Lamisha Augustine (2002-06) scored 1,226 points in her Spartan career and is 11th on the program's scoring list.

In 2005-06, Augustine set the then San José State single-season blocks record at 58, which stood until Riana Byrd swatted 64 in 2012-13.

She still ranks third in career blocks (138), sixth in rebounds (700), eighth in field goals (490) and seventh in field goal attempts (1,312).

In 2005 and 2006 she earned first-team All-WAC honors.

1981-82

**Head Coach Sharon Chatman
(15-12, 7-5 NorCal)**

11/20	W	!WEBER STATE	86-53
11/21	L	!TEXAS	69-56
11/28	W	at Cal Poly	82-56
11/29	W	at UC Santa Barbara	75-52
12/5	W	at Utah	66-57
12/6	W	at Cal Poly Pomona	74-73 (OT)
12/12	L	USC	88-72
12/13	L	LONG BEACH STATE	75-54
12/19	L	at Arizona State	71-58
12/20	L	at UNLV	80-71
12/22	W	CHICO STATE	85-56
12/30	L	OREGON STATE	80-79 (2OT)
1/6	W	HAWAI'I	86-63
1/7	W	at San Diego	60-39
1/9	L	at UC Irvine	46-42
1/14	W	*SANTA CLARA	80-64
1/16	W	*PACIFIC	89-57
1/23	W	*at Stanford	74-65
1/27	W	*at Fresno State	62-52
1/30	W	*SAN FRANCISCO	62-49
2/6	L	*at California	75-64
2/10	L	*at Santa Clara	66-64
2/13	L	*at Pacific	72-61
2/20	L	*STANFORD	85-72
2/24	W	*at San Francisco	48-40
2/27	L	*FRESNO STATE	53-48
3/6	W	*CALIFORNIA	65-56

! - Anheuser Busch Classic (San Jose, Calif.)
 * - Northern California Athletic Conference Game

1982-83

**Head Coach Sharon Chatman
(17-9, 8-6 NorPac)**

11/18	W	!vs. UC Santa Barbara	81-58
11/19	L	!vs. Arizona State	59-58
11/20	W	!at Cal Poly	74-55
12/2	W	&UC SANTA BARBARA	70-62
12/3	L	&STANFORD	84-66
12/6	W	SAN DIEGO	98-55
12/8	W	at Stanford	68-66
12/10	W	#vs. Weber State	85-77
12/11	L	#at Long Beach State	89-63
12/19	W	^vs. Utah	69-57
12/20	W	^vs. Cal State Fullerton	63-59
12/21	W	^vs. Houston	71-68
1/4	W	*at San Francisco	81-66
1/6	L	*PACIFIC	70-68
1/11	W	*at Fresno State	55-54
1/17	W	*SANTA CLARA	60-55
1/20	W	*at Washington State	67-63
1/22	L	*at Washington	67-63

1/27	L	*at California	73-58
2/3	L	*OREGON	66-64
2/5	W	*OREGON STATE	69-56
2/10	L	*at Pacific	78-74
2/12	W	*FRESNO STATE	80-73
2/15	W	*at Santa Clara	66-59
2/18	W	*SAN FRANCISCO	66-65
2/26	L	*CALIFORNIA	82-73

! - Cal Poly Tournament (San Luis Obispo, Calif.)
 & - Anheuser Busch Classic (San Jose, Calif.)
 # - Long Beach Classic (Long Beach, Calif.)
 ^ - UC Irvine Tournament (Irvine, Calif.)
 * - Northern Pacific Athletic Conference Game

1983-84

**Head Coach Sharon Chatman
 (9-17, 5-9 NorPac)**

11/17	W	!vs. UC Davis	78-49
11/18	L	!vs. Oregon	75-65
11/19	W	!vs. UC Santa Barbara	93-57
11/23	L	STANFORD	73-72
11/29	W	SONOMA STATE	84-55
2/2	W	&NEVADA	90-86
12/3	L	&MONTANA STATE	71-69
12/9	L	HOUSTON	72-48
12/10	L	at UNLV	65-47
12/21	L	at San Francisco State	86-81
1/5	L	#vs. Colorado State	68-55
1/12	L	*FRESNO STATE	52-46
1/14	W	*SAN FRANCISCO	73-49
1/18	W	*at Santa Clara	64-61
1/23	W	*at Pacific	79-68
1/26	L	*WASHINGTON	89-71
1/28	W	*WASHINGTON STATE	78-69
2/1	L	*CALIFORNIA	95-68
2/9	L	*at Oregon State	89-71
2/11	L	*at Oregon	66-58
2/16	L	*PACIFIC	73-70
2/17	L	*at Fresno State	91-87
2/21	W	*SANTA CLARA	73-72
2/24	L	*at San Francisco	82-68
2/26	L	LONG BEACH STATE	87-45
3/2	L	*at California	92-81

! - Cal Poly Tournament (San Luis Obispo, Calif.)
 & - Anheuser Busch Classic (San Jose, Calif.)
 # - Montana Classic (Bozeman, Mont.)
 * - Northern Pacific Athletic Conference Game

1984-85

**Head Coach Sharon Chatman
 (9-17, 3-9 NorPac)**

11/15	W	!vs. UC Santa Barbara	79-61
11/16	L	!vs. UC Irvine	58-48



Rhoda Chew set the San José State single-game record for rebounds when she ripped down 21 against Santa Clara in the 1983-84 season. She equaled the mark the next year against Pacific. In the 1982-83 season she blocked a single-game record seven shots against Washington State.

In single-season records she ranks first in rebounds and rebounds per game (329 and 12.7 per game in 1983-84). Her .509 (1982-83) and .508 (1984-85) shooting percentages are seventh and eighth on the program's single-season list. She appears on the single-season blocked shots list at No. 7 (51 in 1984-85).

For her career, Chew (1982-85) is the 12th leading scorer (1,188 points) in Spartan history. She ranks third in rebounding (946) and fourth in blocked shots (148), sixth in field goal percentage (.486) and ninth in field goals made (484).

11/27	L	at Stanford	75-72
11/30	L	&UTEP	75-73
12/1	L	&IOWA	67-45
12/6	W	CAL STATE HAYWARD	90-62
12/8	W	PACIFIC	83-74
12/11	W	SAN FRANCISCO STATE	96-69
12/21	L	at San Diego State	97-67
12/27	W	#vs. Idaho State	97-72
12/28	L	#vs. Cal State Fullerton	76-55
12/29	L	#at UC Irvine	88-84 (OT)
1/2	L	at Long Beach State	99-76
1/8	W	SAINT MARY'S	83-80
1/12	W	*SAN FRANCISCO	84-58
1/17	L	*at Santa Clara	62-60
1/18	L	*at Fresno State	73-63
1/24	L	*at Washington	97-66

1994-95

**Head Coach Karen Smith
(4-24, 2-16 Big West)**

11/25	L	!vs. Oregon State	80-54
11/26	W	!vs. Idaho	75-66 OT
12/3	L	at California	95-57
12/9	L	WEBER STATE	62-48
12/16	L	&vs. Boise State	57-53
12/17	L	&vs. Georgia State	70-41
12/19	L	at San Francisco	88-59
12/27	L	at Santa Clara	79-58
12/28	W	CAL STATE NORTHRIDGE	90-65
1/3	W	*NEVADA	59-54
1/5	L	*PACIFIC	64-51
1/8	L	*at UC Santa Barbara	74-63
1/10	L	*at Long Beach State	70-58
1/13	L	*UC IRVINE	64-43
1/15	L	*CAL STATE FULLERTON	84-79
1/20	L	*at UNLV	75-59
1/22	L	*at New Mexico State	81-40
1/27	W	*HAWAII	59-57
2/3	L	*LONG BEACH STATE	64-59
2/5	L	*UC SANTA BARBARA	69-66
2/10	L	*at Cal State Fullerton	70-57
2/12	L	*at UC Irvine	71-61
2/17	L	*NEW MEXICO STATE	66-61
2/19	L	*UNLV	86-56
2/26	L	*at Hawai'i	72-62
3/2	L	*at Pacific	58-57
3/4	L	*at Nevada	74-73
3/7	L	+vs. Cal State Fullerton	91-73

! – Best of the West Tournament (Portland, Ore.)

& – Oakland Tribune Classic (Berkeley, Calif.)

* – Big West Conference Game

+ – Big West Conference Tournament (Las Vegas, Nev.)

1995-96

**Head Coach Karen Smith
(8-19, 3-15 Big West)**

11/29	L	at Fresno State	74-66
12/1	L	SANTA CLARA (SJ Arena)	77-42
12/8	W	!vs. Sacramento State	85-68
12/9	W	!vs. Idaho	68-65
12/17	L	SAN FRANCISCO	80-49
12/20	L	STEPHEN F. AUSTIN	67-47
12/28	W	SACRAMENTO STATE	77-71
12/30	W	MONTANA STATE	77-75
1/2	W	*UNLV	78-66
1/4	L	*NEW MEXICO STATE	58-49
1/7	L	*at Hawai'i	96-52
1/12	L	*at Pacific	79-70
1/15	L	*at Nevada	68-58
1/19	L	*UC SANTA BARBARA	85-43
1/21	L	*LONG BEACH STATE	91-81



Karen Mason (1978-81) is one of the Spartans first women's basketball superstars. She holds the program's career record for field goals made (735) and ranks second in points (1,760) and field goal attempts (1,686).

Mason ranks fourth in free throws made (290) and free throw attempts (467), sixth in steals (204), and 10th in games played (111).

Her name appears in the top-10 of single-season lists including scoring (No. 10 - 517 in 1980-81), field goals made (No. 4 - 212 in 1979-80 and No. 6 - 210 in 1980-81) and field goal attempts (No. 5 - 495 in 1979-80 and No. 9 - in 1980-81).

A two-time first team All-NorPac selection, she earned All-American honors after the 1980-81 season. On October 26, 2001 Karen Mason was inducted into the San José State Sports Hall of Fame.

1/26	L	*at UC Irvine	76-69
1/28	W	*at Cal State Fullerton	68-66
1/31	L	*HAWAII	62-39
2/4	W	CAL POLY	85-61
2/9	L	*PACIFIC	78-64
2/11	L	*NEVADA	81-62
2/16	L	*at Long Beach State	89-87 OT
2/18	L	*at UC Santa Barbara	76-42
2/23	L	*CAL STATE FULLERTON	84-55
2/25	W	*UC IRVINE	61-57
2/29	L	*at New Mexico State	86-54
3/6	L	*at UNLV	80-73

! – Best Western-Vandal Tournament (Moscow, Idaho)

* - Big West Conference Game

1996-97

Head Coach Karen Smith (10-18, 5-11 WAC)

11/24	L	NORTHERN ARIZONA	64-56
11/27	W	NEVADA	79-54
12/1	L	SANTA CLARA (SJ Arena)	82-62
12/3	L	at Sacramento State	71-55
12/6	L	!vs. Arizona	90-55
12/8	L	!vs. Southern Illinois	78-55
12/14	W	CAL STATE NORTHRIDGE	63-59
12/20	W	at Cal Poly	72-57
12/22	L	GEORGIA TECH	68-53
12/28	W	ARIZONA STATE	62-57
1/2	L	*SAN DIEGO STATE	82-37
1/4	L	*HAWAII	84-57
1/7	W	PACIFIC	63-60
1/11	L	*FRESNO STATE	64-62
1/16	W	*at Air Force	78-62
1/18	L	*at UNLV	66-60
1/23	L	WYOMING	74-51
1/25	L	COLORADO STATE	88-62
1/30	L	*at Hawai'i	69-51
2/1	L	*at San Diego State	92-47
2/6	W	*at Fresno State	65-58
2/8	W	*TULSA	74-67
2/13	W	*UNLV	70-60
2/15	W	*AIR FORCE	85-52
2/20	L	*at Colorado State	80-55
2/22	L	*at Wyoming	86-53
2/28	L	*at Tulsa	76-68
3/3	L	+vs. SMU	76-52

! – Copper Bowl Classic (Tucson, Ariz.)

* - Western Athletic Conference Game

+ - WAC Tournament (Las Vegas, Nev.)

1997-98

Head Coach Karen Smith (6-21, 2-12 WAC)

11/16	L	BAYLOR	75-61
11/21	L	VALPARAISO	62-54
11/24	W	IDAHO	79-66
11/29	W	SACRAMENTO STATE	76-68
12/2	L	Santa Clara (SJ Arena)	90-51
12/5	L	at UC Irvine	58-41
12/7	L	at San Diego	81-64
12/14	W	TENNESSEE-MARTIN	61-60
12/19	W	CAL POLY	73-64
12/22	L	at Pacific	70-59
12/29	L	at Nevada	59-52
1/2	L	*at Hawai'i	86-56



Natalie St. Mary (1983) played one spectacular season for the Spartans. She set the then single-season record for field goal attempts (515) and field goals made (233). Her 540 points that year are still the seventh-most by a Spartan for a single year.

1/4	L	*at San Diego State	68-55
1/8	L	*TCU	90-88 (OT)
1/10	L	*SMU	55-54
1/15	L	*at Rice	87-59
1/18	L	*at Tulsa	72-62
1/22	L	COLORADO STATE	70-56
1/24	L	*at Fresno State	81-66
1/29	L	*SAN DIEGO STATE	77-49
1/31	L	*HAWAII	80-69
2/5	L	*at SMU	66-46
2/7	W	*at TCU	91-86
2/12	W	*TULSA	57-51
2/14	L	*RICE	70-57
2/18	L	*FRESNO STATE	67-51
2/21	L	at Colorado State	108-56

* - Western Athletic Conference Game

1998-99

Head Coach Karen Smith (2-25, 0-14 WAC)

11/16	W	CAL POLY	71-61
11/21	L	!vs. Navy	76-48
11/22	L	!vs. Sacramento State	76-63
11/27	L	&vs. Morgan State	46-39
11/28	W	&vs. Colgate	51-35
12/1	L	SANTA CLARA (SJ Arena)	78-45
12/5	L	#vs. Northern Arizona	59-43
12/6	L	#vs. Idaho	74-59
12/12	L	CAL STATE FULLERTON	65-51
12/19	L	PACIFIC	75-38
12/21	L	CORNELL	75-54
12/30	L	at Arizona State	83-46
1/4	L	AIR FORCE	57-54
1/9	L	*at Fresno State	76-48
1/14	L	*at UTEP	65-47
1/16	L	*at New Mexico	66-43
1/21	L	*UTAH	74-50
1/23	L	*BRIGHAM YOUNG	81-38
1/28	L	*at San Diego State	89-59
1/30	L	*at Hawai'i	87-44
2/6	L	*FRESNO STATE	60-54
2/11	L	*NEW MEXICO	58-49
2/13	L	*UTEP	63-48
2/18	L	*at Utah	76-26
2/20	L	*at Brigham Young	74-48
2/25	L	*HAWAII	70-43
2/27	L	*SAN DIEGO STATE	78-46

! – Danka Classic (Reno, Nev.)

& - Holiday Inn Thanksgiving Classic (Moraga, Calif.)

- Idaho Classic (Moscow, Idaho)

* - Western Athletic Conference Game

1999-00

**Head Coach Janice Richard
(3-24, 1-13 WAC)**

11/19	L	NEVADA	65-58
11/21	L	GONZAGA	82-65
11/23	W	SONOMA STATE	68-62
11/28	L	LAMAR	75-58
12/1	L	Santa Clara	79-51
12/4	L	SAN DIEGO	60-51
12/7	W	at Sacramento State	62-60
12/11	L	at Cal Poly	76-64
12/19	L	!vs. Northern Arizona	65-52
12/20	L	!vs. Mississippi	77-43
1/2	L	at Cal State Fullerton	86-77
1/7	L	at Pacific	77-50
1/13	L	*at TCU	84-42
1/15	L	*at SMU	80-42
1/20	L	*TULSA	71-55
1/22	L	*RICE	86-62
1/29	L	*HAWAI'I	73-57
2/3	L	*at Fresno State	84-66
2/5	L	*at UTEP	76-53
2/10	L	*SMU	71-44
2/12	L	*TCU	66-51
2/17	L	*at Rice	83-37
2/19	L	*at Tulsa	66-37
2/26	L	*at Hawai'i	69-42
2/29	W	*UTEP	73-68
3/2	L	*FRESNO STATE	71-65
3/8	L	+vs. SMU	99-56

! - Hilton Garden Inn Classic (Flagstaff, Ariz.)

* - Western Athletic Conference Game

+ - WAC Tournament (Fresno, Calif.)

2000-01

**Head Coach Janice Richard
(13-16, 4-12 WAC)**

11/18	W	SACRAMENTO STATE	71-59
11/20	L	at Saint Mary's	81-68
11/26	W	UC DAVIS	68-59
11/29	L	SANTA CLARA	85-68
12/2	W	at Weber State	71-64
12/6	W	SAN DIEGO STATE	59-54
12/7	W	SOUTHERN UTAH	75-60
12/12	W	MONTANA STATE	53-50
12/21	W	CAL STATE FULLERTON	86-61
12/28	L	CALIFORNIA	66-64
12/30	W	LONG ISLAND	90-87
1/2	L	*UTEP	69-66
1/5	L	*SMU	74-57
1/7	L	*TCU	72-63
1/12	L	*at UTEP	86-76 2 OT
1/14	W	*at Tulsa	60-54
1/21	W	*at Hawai'i	74-72

1/26	L	*RICE	77-67
1/28	L	*TULSA	82-80
2/2	L	*at Nevada	86-57
2/4	L	*at Fresno State	83-62
2/9	W	*NEVADA	78-75
2/11	W	*FRESNO STATE	73-59
2/16	L	*at Rice	69-56
2/18	L	*at SMU	80-71
2/23	L	*HAWAI'I	91-61
2/27	L	*at TCU	66-54
3/6	W	+vs. UTEP	66-55
3/7	L	+vs. TCU	74-53

* - Western Athletic Conference Game

+ - WAC Tournament (Tulsa, Okla.)



Lora Alexander (1989-90) scored 1,019 points in two seasons.

She holds the second highest career scoring average (18.2 ppg) and is the only player in SJSU women's basketball history to score 20 points and grab 20 rebounds in a game (27 points, 20 rebounds vs. UCSB, 2/23/89).

She set the single-game mark for free throw attempts with 18 vs. Long Beach State (1/17/89).

On September 9, 2016, she was inducted into the San José State Sports Hall of Fame.

2001-02

**Head Coach Janice Richard
(17-11, 12-6 WAC)**

11/20	W	at Cal State Fullerton	66-54
11/25	W	IDAHO	61-44
11/27	L	at Santa Clara	73-58
11/30	W	at Sacramento State	82-57
12/2	L	SAINT MARY'S	93-73
12/6	W	at San Diego State	65-62
12/8	L	at San Diego	73-63
12/20	L	WEBER STATE	75-55
12/22	W	PACIFIC	78-75
12/28	W	*at UTEP	73-48
12/30	W	*at Boise State	85-74 OT
1/5	L	*at Hawai'i	81-67
1/10	L	*LOUISIANA TECH	79-49
1/13	W	*SMU	61-54
1/17	W	*at Tulsa	75-73
1/19	L	*at Rice	78-62
1/24	W	*FRESNO STATE	77-62
1/26	W	*NEVADA	78-60
2/2	L	*HAWAI'I	66-57
2/7	L	*at SMU	92-87
2/9	L	*at Louisiana Tech	87-47
2/14	W	*RICE	67-64
2/16	W	*TULSA	63-60
2/19	W	*at Nevada	71-52
2/23	W	*at Fresno State	65-48
2/28	W	*BOISE STATE	64-53
3/2	W	*UTEP	87-57
3/6	L	+vs. Tulsa	66-63

* - Western Athletic Conference Game

+ - WAC Tournament (Tulsa, Okla.)

2002-03

**Head Coach Janice Richard
(13-15, 9-9 WAC)**

11/24	W	CAL STATE NORTHRIDGE	76-51
11/29	L	!vs. Baylor	76-46
11/30	L	!vs. Northern Illinois	78-72
12/4	W	OREGON STATE	59-47
12/7	L	at Gonzaga	65-54
12/9	L	at Idaho	73-57
12/19	W	LOYOLA-CHICAGO	85-66
12/21	W	at Southern Utah	84-68
12/30	L	SANTA CLARA	61-54
1/2	W	*BOISE STATE	69-64
1/4	W	*UTEP	83-60
1/9	L	*at Louisiana Tech	83-38
1/11	L	*at SMU	86-77
1/19	L	*at Hawai'i	54-40
1/23	W	*NEVADA	63-60
1/25	W	*FRESNO STATE	66-53
1/30	L	*at Tulsa	89-52

2/1	L	*at Rice	61-58
2/6	L	*SMU	61-58
2/8	L	*LOUISIANA TECH	66-59
2/16	W	*HAWAII	71-67
2/20	L	*at Fresno State	96-80
2/22	W	*at Nevada	77-52
2/27	L	*RICE	71-63
3/2	W	*TULSA	88-86 OT
3/6	W	*at UTEP	87-84 OT
3/8	W	*at Boise State	73-61
3/12	L	+vs. Fresno State	63-57

! – GranTree Thanksgiving Classic (Bozeman, Mont.)

* - Western Athletic Conference Game

+ - WAC Tournament (Tulsa, Okla.)

2003-04

**Head Coach Janice Richard
(16-13, 7-11 WAC)**

11/21	W	at Cal State Northridge	71-54
11/25	L	at California	90-67
12/2	W	SAN FRANCISCO	66-53
12/6	W	NEW MEXICO STATE	69-41
12/9	W	at Sacramento State	70-39
12/19	W	UC IRVINE	68-48
12/21	W	at Santa Clara	75-62
12/27	W	!Yale	71-53
12/28	W	!Marist	59-49
1/3	W	*at Nevada	70-63
1/5	L	*at Fresno State	81-39
1/8	W	*HAWAII	73-45
1/15	L	*LOUISIANA TECH	84-71
1/17	W	*SMU	64-59 OT
1/22	W	*at Boise State	76-70
1/24	L	*at UTEP	75-65
1/29	L	*TULSA	82-66
1/31	L	*RICE	74-60
2/6	W	*at Hawai'i	62-50
2/12	L	*at SMU	88-61
2/14	L	*at Louisiana Tech	82-51
2/19	L	*UTEP	51-44
2/21	W	*BOISE STATE	58-48
2/26	L	*at Rice	64-44
2/28	L	*at Tulsa	66-56
3/4	L	*FRESNO STATE	72-60
3/6	W	*NEVADA	81-78 2OT
3/9	W	+vs. Nevada	68-60
3/10	L	+vs. Rice	67-54

! – Doubletree Classic (New Orleans, La.)

* - Western Athletic Conference Game

+ - WAC Tournament (Fresno, Calif.)

2004-05

**Head Coach Janice Richard
(18-12, 10-8 WAC)**

11/19	W	SACRAMENTO STATE	59-66
11/23	W	at UC Irvine	54-52
11/26	L	HARVARD	75-61
12/2	W	at San Francisco	48-47
12/3	L	SANTA CLARA	75-74
12/7	W	UC DAVIS	70-58
12/11	W	at New Mexico State	54-43
12/19	L	!at Mississippi State	66-60
12/20	W	!vs. Grambling State	63-56
12/30	W	*NEVADA	76-63
1/1	L	*FRESNO STATE	79-63
1/4	W	at Portland State	69-60
1/8	W	*HAWAII	54-49 OT
1/13	L	*at Louisiana Tech	66-52
1/15	L	*at SMU	58-37
1/20	W	*BOISE STATE	64-47
1/22	W	*UTEP	66-51
1/27	W	*at Tulsa	61-53
1/29	W	*at Rice	63-52
2/5	W	*at Hawai'i	56-54
2/10	W	*SMU	63-62 OT
2/12	L	*LOUISIANA TECH	80-51
2/17	L	*at UTEP	66-63
2/19	L	*at Boise State	67-54

2/24	L	*RICE	77-64
2/26	W	*TULSA	79-70
3/3	L	*at Fresno State	73-64
3/5	W	*at Nevada	65-49
3/9	W	+vs. Tulsa	63-60
3/11	L	+vs. Rice	76-68

! – Mississippi State Classic (Starkville, Miss.)

* - Western Athletic Conference Game

+ - WAC Tournament (Reno, Nev.)

2005-06

**Head Coach Janice Richard
(13-15, 8-8 WAC)**

11/18	W	GONZAGA	69-61
11/21	L	at Cal State Northridge	76-62
11/29	W	PORTLAND STATE	68-62
12/3	L	!vs. Rutgers	76-64
12/4	L	!vs. Vermont	55-52
12/8	L	CALIFORNIA	78-57
12/10	W	COLORADO STATE	78-66
12/17	L	at Santa Clara	81-70
12/23	L	at Gonzaga	68-53
1/5	W	*at Utah State	63-51
1/7	W	*at Nevada	64-56
1/12	W	NORTH DAKOTA STATE	84-78
1/14	W	SOUTH DAKOTA STATE	64-51



In 2011-12, Brittany Johnson set the then Spartans single-season scoring mark with 603 points. She was a 2013 first-team All-WAC honoree and three times that year was named the conference Player of the Week.

2/6	L	*at Nevada	72-48
2/11	L	*UTAH STATE	66-46
2/14	L	*at Louisiana Tech	81-66
2/17	W	*HAWAI'I	68-61
2/20	L	*BOISE STATE	80-62
2/24	L	*at Idaho	74-59
3/3	L	*at Fresno State	83-47
3/6	L	*at New Mexico State	62-35

! – FAU/Boca Ridge Hotel Tournament (Boca Raton, Fla.)

* - Western Athletic Conference Game

2010-11

**Head Coach Pam DeCosta
(2-27, 2-14 WAC)**

11/12	L	WEBER STATE	59-50
11/15	L	at San Francisco	71-59
11/19	L	at Pacific	70-57
11/21	L	at Cal State Fullerton	76-45
11/23	L	!at Alaska Anchorage	48-35
11/24	L	!vs. Washington	49-27
12/1	L	at Northern Arizona	67-53
12/5	L	UNLV	80-48

12/11	L	at Denver	64-27
12/18	L	CAL POLY	73-64
12/21	L	UC DAVIS	102-62
12/29	L	MOUNT SAINT MARY'S	72-69
1/2	L	SANTA CLARA	44-37
1/6	L	*LOUISIANA TECH	69-34
1/8	L	*NEW MEXICO STATE	52-46
1/13	L	*at Boise State	83-51
1/20	W	*IDAHO	63-61
1/22	W	*HAWAI'I	53-43
1/27	L	*at Fresno State	65-33
1/29	L	*at Utah State	72-57
2/2	L	*at Idaho	62-41
2/5	L	*NEVADA	66-47
2/10	L	*at Nevada	65-36
2/17	L	*at New Mexico State	54-29
2/19	L	*at Louisiana Tech	62-53
2/24	L	*at Hawai'i	55-53
2/26	L	*BOISE STATE	83-68
3/3	L	*FRESNO STATE	73-47
3/5	L	*UTAH STATE	75-39

! – Great Alaska Shootout (Anchorage, Alaska)

* - Western Athletic Conference Game

2011-12

**Head Coach Tim La Kose
(11-19, 6-8 WAC)**

11/13	L	SAN FRANCISCO	88-77
11/16	L	at UC Davis	80-60
11/19	L	at UNLV	78-41
11/23	L	EASTERN ILLINOIS	93-71
11/26	L	!vs. American	49-46
11/27	L	!at Cal Poly	71-55
12/1	W	NORTHERN ARIZONA	74-64
12/3	L	at Weber State	69-67
12/7	L	at Cal State Northridge	85-55
12/17	W	at Santa Clara	74-53
12/19	W	AIR FORCE	68-53
12/22	L	CAL STATE FULLERTON	81-65
12/31	L	BROWN	61-47
1/3	W	at Southern Utah	70-68
1/5	W	at Utah Valley	57-45
1/14	W	*HAWAI'I	83-67
1/19	W	*NEW MEXICO STATE	67-62
1/21	L	*LOUISIANA TECH	70-64
1/26	L	*at Fresno State	76-49



The 1978-79 Spartans featured three future San José State Hall of Fame players; Karen Mason (#13), Elinor Banks (#31) and Wanda Thompson (#25). The team was led by Hall of Fame coach Sharon Chatman and won a school record 24 games.

1/28	W	*at Nevada	86-79
2/2	L	*UTAH STATE	78-73
2/4	L	*IDAHO	67-63
2/11	W	*at Hawai'i	67-58
2/16	L	*at Louisiana Tech	73-68
2/18	L	*at New Mexico State	56-55
2/22	W	*NEVADA	70-63
2/25	W	*FRESNO STATE	62-61
3/1	L	*at Idaho	70-65
3/3	L	*at Utah State	84-71
3/7	L	+vs. Idaho	67-63

! - Cal Poly Thanksgiving Tournament (San Luis Obispo, Calif.)

* - Western Athletic Conference Game

+ - WAC Tournament (Las Vegas, Nev.)

2012-13

Head Coach Tim La Kose

(11-19, 8-10 WAC)

11/9	W	SAN FRANCISCO STATE	70-51
11/15	W	UTAH VALLEY	81-72
11/17	L	at Evansville	74-65
11/19	L	at Eastern Illinois	88-67
11/25	L	at San Diego	91-52
12/1	W	CAL STATE NORTHRIDGE	73-63
12/3	L	PACIFIC	74-60
12/8	L	SOUTHERN UTAH	93-82
12/12	L	SANTA CLARA	62-47
12/15	L	at San Francisco	92-64
12/22	L	at Cal State Fullerton	60-59
12/29	W	*TEXAS STATE	98-96
12/31	L	*UTSA	57-54
1/3	L	*at Idaho	82-65
1/5	L	*at Seattle U.	72-60
1/12	W	*UTAH STATE	103-80
1/17	W	*DENVER	68-67
1/19	W	*NEW MEXICO STATE	51-50
1/24	L	*at Louisiana Tech	94-80
1/26	W	*at UT Arlington	78-70
1/31	W	*SEATTLE U.	74-65
2/2	L	*IDAHO	83-66
2/9	L	*at Utah State	87-54
2/14	L	*at New Mexico State	90-70
2/16	L	*at Denver	83-68
2/28	W	*UT ARLINGTON	71-49
3/2	W	*LOUISIANA TECH	60-58
3/7	L	*at UTSA	64-60
3/9	L	*at Texas State	100-67
3/13	L	+vs. Idaho	57-55

* - Western Athletic Conference Game

+ - WAC Tournament (Las Vegas, Nev.)

2013-14

Head Coach Jamie Craighead

(11-19, 5-13 MW)


11/8	W	SAN FRANCISCO STATE	100-78
11/12	W	at Santa Clara	97-93
11/15	L	UC RIVERSIDE	105-74
11/17	W	EVANSVILLE	90-84
11/20	W	SAN FRANCISCO	98-79
11/23	L	SAN DIEGO	88-60
11/26	L	at UC Davis	95-61
12/3	L	at #9 Baylor	113-73
12/7	L	at Sacramento State	103-99
12/18	W	GEORGIA STATE	95-81
12/21	W	KANSAS CITY	81-76
1/1	L	*at Nevada	101-74
1/4	L	*Utah State	78-65
1/8	L	*at Colorado State	101-60
1/11	L	*at New Mexico	80-68

1/15	W	*Air Force	79-70
1/18	W	*Wyoming	74-68
1/22	L	*at San Diego State	88-65
1/25	L	*Boise State	90-69
1/29	L	*at UNLV	90-76
2/1	L	*vs. New Mexico&	76-73
2/8	W	*Fresno State	68-66
2/12	W	*at Air Force	84-71
2/15	L	*at Wyoming	103-80
2/19	L	*Nevada	99-95
2/26	L	*San Diego State	77-63
3/1	L	*at Utah State	96-67
3/4	W	*Colorado State	65-64
3/7	L	* at Fresno State	107-80
3/10	L	at UNLV+	78-75

* - Mountain West Conference Game

& - Played at De Anza College (Cupertino, Calif.)

+ - Reese's Mountain West Championship (Las Vegas, Nev.)



Tatiana Taylor (2001-04) set the Spartans then single-game record for field goal percentage (w/ 10 or more FGs) when she hit on 11-of-13 shots (.846) against Boise State (1/22/04) and her .492 career shooting percentage is third-best in San José State history.

Her 1,165-career points are 14th most all-time and she ranks seventh in rebounds (692) and made free throws (255), eighth in free throw attempts (394), and tenth in field goals (455).

12/8	L	at Nebraska	96-63
12/15	L	SANTA CLARA	62-56
12/19	L	at Cal State Northridge	76-40
12/21	L	at San Diego	83-79
1/2	L	at Fresno State*	77-48
1/9	L	NEVADA*	52-49
1/12	L	at Boise State*	99-68
1/16	L	at Utah State*	82-49
1/19	L	UNLV*	53-43
1/23	L	WYOMING*	70-56
1/26	L	at Air Force*	88-77
1/30	W	UTAH STATE*	68-59
2/2	L	at San Diego State*	69-68
2/9	L	BOISE STATE*	83-69
2/13	L	NEW MEXICO*	79-60
2/16	L	at UNLV*	74-70
2/20	W	at Colorado State*	78-70
2/23	W	AIR FORCE*	73-60
2/27	L	at New Mexico*	110-72
3/2	W	SAN DIEGO STATE*	84-76
3/4	L	at Wyoming*	85-56
3/7	W	FRESNO STATE*	65-57
3/10	L	vs. Nevada+	78-68

* - Mountain West Conference Game

+ - Mountain West Championship (Las Vegas, Nev.)

2019-20 SAN JOSE STATE WOMEN'S BASKETBALL SCHEDULE

Day	Date	Opponent	Location	Time
Tuesday	October 29	Fresno Pacific #	San José, Calif.	7:00 p.m.
Tuesday	November 5	UC Irvine	Irvine, Calif.	7:00 p.m.
Friday	November 8	Eastern Washington	San José, Calif.	7:00 p.m.
Tuesday	November 12	Santa Clara	Santa Clara, Calif.	3:30 p.m.
Friday	November 15	UC Santa Barbara	Santa Barbara, Calif.	7:00 p.m.
Sunday	November 17	Sacramento State	San José, Calif.	2:00 p.m.
Thursday	November 21	Buffalo	San José, Calif.	7:00 p.m.
Saturday	November 23	San Diego	San José, Calif.	4:30 p.m.
Friday	November 29	CSU Bakersfield	Bakersfield, Calif.	2:00 p.m.
Wednesday	December 4	Utah State*	Logan, Utah	8:00 p.m.
Saturday	December 7	San Diego State*	San José, Calif.	2:00 p.m.
Saturday	December 14	La Verne	San José, Calif.	1:00 p.m.
Wednesday	December 18	BYU^	Lahaina, Hawaii	5:30 p.m.
Thursday	December 19	Northern Arizona^	Lahaina, Hawaii	5:30 p.m.
Wednesday	January 1	New Mexico *	Albuquerque, N.M.	8:00 p.m.
Saturday	January 4	Fresno State*	San José, Calif.	2:00 p.m.
Wednesday	January 8	Nevada*	Reno, Nev.	6:30 p.m.
Saturday	January 11	Colorado State*	Fort Collins, Colo.	3:00 p.m.
Wednesday	January 15	UNLV*	San José, Calif.	7:00 p.m.
Wednesday	January 22	New Mexico*	San José, Calif.	11:00 a.m.
Saturday	January 25	Air Force*	USAF Academy, Colo.	3:00 p.m.
Wednesday	January 29	Boise State*	San José, Calif.	7:00 p.m.
Saturday	February 1	Wyoming*	Laramie, Wyo.	2:00 p.m.
Saturday	February 8	Nevada*	San José, Calif.	2:00 p.m.
Wednesday	February 12	Fresno State*	Fresno, Calif.	6:00 p.m.
Saturday	February 15	Air Force*	San José, Calif.	2:00 p.m.
Wednesday	February 19	Boise State*	Boise, Idaho	7:00 p.m.
Saturday	February 22	Colorado State*	San José, Calif.	2:00 p.m.
Monday	February 24	Utah State*	San José, Calif.	7:00 p.m.
Thursday	February 27	UNLV*	Las Vegas, Nev.	6:00 p.m.

* - Mountain West Game ^ - Maui Jim Maui Classic # - Exhibition Game All times local to site