

2012

San Jose State Softball





San Jose State is the number-one supplier of education, engineering, computer science and business graduates to Silicon Valley, the world's high-tech capital.



Annually ranked among the top-ten masters-level public universities in the West, by U.S. News & World Report's survey of "America's Best Colleges."



More than 130 bachelor's and master's degree programs.





**President
Mohammed
Qayoumi**

San José State University



**Marie Tuite
Interim Athletics
Director**

Contents

Information on this year's team including statistics and latest results are available at www.sjsuspartans.com

Quick Facts

School:	San Jose State University
Nickname:	Spartans
Location:	San Jose, CA 95192
Founded:	1857
Enrollment:	26,796
Colors:	Gold, White & Blue
Conference:	Western Athletic
President:	Mohammad Qayoumi
Athletics Director:	Tom Bowen
Faculty Athletic Rep.:	Bill Campsey
Deputy Director/COO:	Marie Tuite
Associate AD/SWA:	Liz Jarnigan
Sports Information Director:	Lawrence Fan
Office Phone:	(408) 924-1217
Associate SID/Softball Contact:	Amy Villa
Office Phone:	(408) 924-1216
Cell Phone:	(408) 421-8604
SID FAX:	(408) 924-1291
email:	amy.villa@sjsu.edu
Web Site:	www.sjsuspartans.com
Home Field (Capacity):	San Jose State Field (500)
Press Box:	N/A
Head Coach:	Peter Turner (Sacramento State, 1989)
Softball Office:	(408) 924-1253
Record at SJSU:	121-160 (5 years)
Overall Record:	121-160 (5 years)
Assistant Coaches:	Christen Hardee, Chase Turner
Volunteer Assistant Coach:	Thad Brown
Letterwinners returning/lost:	14/2
Redshirt Letterwinner Returning:	1
Position starters returning/lost:	9/0
Pitchers returning/lost:	3/2
2011 Record:	19-35
2011 WAC Record:	8-11 (7th)

Table of Contents

San Jose State University	2-3
2012 Schedule	5
2012 Rosters	6-7
Coaching Staff	8-11
2012 Spartans	12-40
2011 Review	41-44
Record Book	45
All-Time Roster	46-47
Spartan Honors	48-49
Spartan Records	50-51
Single Season Leaders	52-54
Career Leaders	55-57
Year-By-Year Records	58
All-Time Series	59
Year-By-Year Scores	60-69



Credits: The 2012 San José State Softball Book is a product of the San José State Sports Information Office. Writing, layout and editing by Amy Villa. Photos: Terrell Lloyd, Kym Fortino, Ron Fried. All names, nicknames, logos and other indicia referring to San Jose State University are trademarked and protected by the university. Any unauthorized use is prohibited.

San José State University does not discriminate on the basis of race, color, religion, national origin, sex, sexual orientation, marital status, pregnancy, age disability, disabled veterans or Vietnam status. This policy applies to all SJSU students, faculty and staff programs and activities. Questions regarding this policy should be directed to the Director of the Office of Equal Employment Opportunity/ Affirmative Action, SJSU, San Jose, CA 95192, (408) 924-1115.

2012 Schedule

2012 SAN JOSE STATE UNIVERSITY SOFTBALL SCHEDULE

Thurs.	Feb. 9	Kajikawa Classic Vs. Arizona State	Tempe, Ariz.	7:30 p.m.
Fri.	Feb. 10	Kajikawa Classic Vs. Washington	Tempe, Ariz.	2:00 p.m. 8:30 p.m.
Sat.	Feb. 11	Kajikawa Classic Vs. Oregon	Tempe, Ariz.	1:30 p.m. 7:00 p.m.
Fri.	Feb. 17	Louisville Slugger Desert Classic Vs. Utah	Las Vegas, Nev.	9:00 a.m. 1:30 p.m.
Sat.	Feb. 18	Louisville Slugger Desert Classic Vs. California	Las Vegas, Nev.	9:00 a.m. 1:30 p.m.
Sun.	Feb. 19	Louisville Slugger Desert Classic Vs. Idaho State	Las Vegas, Nev.	11:15 a.m. 2:30 p.m.
WED.	FEB. 22	SACRAMENTO STATE	SJSU FIELD	2:30 p.m.
FRI.	FEB. 24	CSU BAKERSFIELD (DH)	SJSU FIELD	12:00 p.m.
SAT.	FEB. 25	CSU BAKERSFIELD (DH)	SJSU FIELD	12:00 p.m.
Tues.	Feb. 28	Sacramento State	Sacramento, Calif.	2:30 p.m.
FRI.	MARCH 2	Deanna Mauer Super Series SOUTHERN UTAH (DH)	SJSU FIELD	12:00 p.m.
SAT.	MARCH 3	Deanna Mauer Super Series Santa Clara vs. Southern Utah SOUTHERN UTAH	SJSU FIELD	9:00 a.m.
SUN.	MARCH 4	SANTA CLARA Deanna Mauer Super Series Santa Clara vs. Southern Utah SANTA CLARA	SJSU FIELD	11:15 a.m. 1:30 p.m.
TUES.	MARCH 6	PACIFIC	SJSU FIELD	10:00 a.m.
Fri.	March 9	SCU Invitational Vs. Saint Mary's	SJSU FIELD	12:15 p.m.
Sat.	March 10	Vs. UC Santa Barbara Stanford Louisville Slugger Classic Vs. James Madison	SJSU FIELD	2:00 p.m.
Sun.	March 11	Vs. Cal Poly Stanford Louisville Slugger Classic	Stanford, Calif.	12:00 p.m. 2:15 p.m.
Fri.	March 16	Vs. Colorado State Vs. Stanford Gaucho Classic II	Stanford, Calif.	11:15 a.m. 3:45 p.m.
Sat.	March 17	Vs. Wisconsin Vs. Oklahoma State Gaucho Classic II	Santa Barbara, Calif.	3:45 p.m. 8:15 p.m.
Sun.	March 18	Vs. Oklahoma State Vs. Wisconsin Gaucho Classic II	Santa Barbara, Calif.	11:15 a.m. 1:45 p.m.
Fri.	March 23	Vs. UC Santa Barbara *Hawaii	Santa Barbara, Calif.	9:00 a.m. 4:00 p.m.
Sat.	March 24	*Hawaii (DH)	Santa Barbara, Calif.	9:00 a.m. 4:00 p.m.
Wed.	March 28	Saint Mary's (DH)	Santa Barbara, Calif.	11:45 a.m. 6:00 p.m.
FRI.	MARCH 30	*LOUISIANA TECH	Honolulu, Hawaii	2:00 p.m.
SAT.	MARCH 31	*LOUISIANA TECH (DH)	Honolulu, Hawaii	2:00 p.m.
Fri.	April 6	*Nevada	Moraga, Calif.	2:00 p.m.
Sat.	April 7	*Nevada (DH)	Moraga, Calif.	2:00 p.m.
FRI.	APRIL 13	*FRESNO STATE	SJSU FIELD	3:00 p.m.
SAT.	APRIL 14	*FRESNO STATE (DH)	SJSU FIELD	12:00 p.m.
TUES.	APRIL 17	STANFORD	SJSU FIELD	12:00 p.m.
Fri.	April 20	*Utah State (DH)	Reno, Nev.	3:00 p.m.
Sat.	April 21	*Utah State	Reno, Nev.	3:00 p.m.
Thurs.	April 26	Utah Valley	Reno, Nev.	1:00 p.m.
Fri.	April 27	*BYU	SJSU FIELD	3:00 p.m.
Sat.	April 28	*BYU (DH)	SJSU FIELD	3:00 p.m.
FRI.	MAY 4	*NEW MEXICO STATE	SJSU FIELD	12:00 p.m.
SAT.	MAY 5	*NEW MEXICO STATE (DH)	SJSU FIELD	12:00 p.m.
Wed.-Sat.	May 9-12	WAC Tournament	Las Cruces, N.M.	12:00 p.m.

* - Western Athletic Conference opponent
Doubleheaders are indicated with DH.

Times are local to site.
All others are single games.

2012 Roster

2012 SAN JOSE STATE UNIVERSITY ALPHABETICAL ROSTER

NO	PLAYER	POS	B/T	HT	YR	EXP	HOMETOWN/LAST SCHOOL
33	Jennifer Ames	P	R/R	6-0	SR	3V	San Jose, Calif./Evergreen Valley HS
16	Sadie Coenen	INF/OF	L/R	5-4	SO	1V	Modesto, Calif./Johansen HS
44	Markesha Collins	OF	L/R	5-5	JR	2V	Citrus Heights, Calif./San Juan HS
21	Michelle Cox	OF	L/L	5-6	FR	HS	Sydney, NSW, Australia/Roseville College
5	Sharon-Renae Estrada	INF	R/R	5-4	FR	HS	San Bernardino, Calif./Cajon HS
38	Madison Fish	P/OF	R/R	5-7	FR	HS	Sacramento, Calif./Cosumnes Oaks HS
29	Cheryl Freitas	INF	R/R	5-7	JR	2V	Stockton, Calif./St. Mary's HS
7	BranDee Garcia	INF	R/R	5-9	JR	2V	Visalia, Calif./Mt. Whitney HS
12	Jessica Garcia	C/INF	R/R	5-4	SO	1V	Redlands, Calif./Redlands HS
22	Janessa Gutierrez	P	R/R	5-0	SO	1V	Oxnard, Calif./Rio Mesa HS
10	Britney Helm	OF	R/R	5-5	SO	1V	Torrance, Calif./Torrance HS
19	Vanessa House	OF	S/R	5-7	JR	JC	Palmdale, Calif./Yavapai College
11	Allison Lang	P/INF	R/R	6-0	FR	HS	Fountain Valley, Calif./Fountain Valley HS
23	Breanna Lopez	C	R/R	5-6	SR	3V	Elk Grove, Calif./Franklin HS
3	Cristina Menjivar	INF/OF	L/L	5-6	SO	SQ	South San Francisco, Calif./Archbishop Mitty HS
4	Kailey Mertz	INF	R/R	5-9	SO	SQ	Buena Park, Calif./Kennedy HS
2	Dorothy Morentin	C	L/R	5-4	JR	SQ	Van Nuys, Calif./Birmingham HS
1	Amanda Pridmore	P	R/R	5-7	RS-JR	2V	Modesto, Calif./Modesto HS
RS	Anik Ribera	DH	R/R	5-10	FR	HS	Coronado, Calif./Coronado HS
RS	Berlyn Rippentrop	P	R/R	5-10	FR	HS	Sunnyvale, Calif./Archbishop Mitty HS
42	Jordan Saucedo	P	R/R	5-9	FR	HS	Ontario, Calif./Colony HS
20	Amanda Schatz	C	R/R	5-7	RS-JR	1V	Lodi, Calif./Lodi HS
9	Nicole Schultz	UT	R/R	5-3	FR	HS	Las Vegas, Nev./Durango HS
26	Lauren Shanks	OF	R/R	5-1	SR	1V	Durham, Calif./Durham HS
17	Alex Stange	INF	R/R	5-4	SR	1V	Union City, Calif./James Logan HS
24	Marissa Toy	INF/OF	R/R	5-2	FR	HS	Riverbank, Calif./Oakdale HS
15	Annica Wolfe	INF	R/R	5-8	SO	1V	Oxnard, Calif./Rio Mesa HS
6	Jacqueline Zepeda	INF	R/R	5-7	SO	1V	Antioch, Calif./Freedom HS
14	Stephanie Ziemann	OF	R/R	5-4	JR	1V	La Cañada, Calif./Crescenta Valley HS

Head Coach: Peter Turner (6th season)

Assistant Coaches: Christen Hardee, Chase Turner

Volunteer Assistant: Thad Brown

2012 Roster

2012 SAN JOSE STATE UNIVERSITY NUMERICAL ROSTER

NO	PLAYER	POS	B/T	HT	YR	EXP	HOMETOWN/LAST SCHOOL
1	Amanda Pridmore	P	R/R	5-7	RS-JR	2V	Modesto, Calif./Modesto HS
2	Dorothy Morentin	C	L/R	5-4	JR	SQ	Van Nuys, Calif./Birmingham HS
3	Cristina Menjivar	INF/OF	L/L	5-6	SO	SQ	South San Francisco, Calif./Archbishop Mitty HS
4	Kailey Mertz	INF	R/R	5-9	SO	SQ	Buena Park, Calif./Kennedy HS
5	Sharon-Renae Estrada	INF	R/R	5-4	FR	HS	San Bernardino, Calif./Cajon HS
6	Jacqueline Zepeda	INF	R/R	5-7	SO	1V	Antioch, Calif./Freedom HS
7	BranDee Garcia	INF	R/R	5-9	JR	2V	Visalia, Calif./Mt. Whitney HS
9	Nicole Schultz	UT	R/R	5-3	FR	HS	Las Vegas, Nev./Durango HS
10	Britney Helm	OF	R/R	5-5	SO	1V	Torrance, Calif./Torrance HS
11	Allison Lang	P/INF	R/R	6-0	FR	HS	Fountain Valley, Calif./Fountain Valley HS
12	Jessica Garcia	C/INF	R/R	5-4	SO	1V	Redlands, Calif./Redlands HS
14	Stephanie Ziemann	OF	R/R	5-4	JR	1V	La Cañada, Calif./Crescenta Valley HS
15	Annica Wolfe	INF	R/R	5-8	SO	1V	Oxnard, Calif./Rio Mesa HS
16	Sadie Coenen	INF/OF	L/R	5-4	SO	1V	Modesto, Calif./Johansen HS
17	Alex Stange	INF	R/R	5-4	SR	1V	Union City, Calif./James Logan HS
19	Vanessa House	OF	S/R	5-7	JR	JC	Palmdale, Calif./Yavapai College
20	Amanda Schatz	C	R/R	5-7	RS-JR	1V	Lodi, Calif./Lodi HS
21	Michelle Cox	OF	L/L	5-6	FR	HS	Sydney, NSW, Australia/Roseville College
22	Janessa Gutierrez	P	R/R	5-0	SO	1V	Oxnard, Calif./Rio Mesa HS
23	Breanna Lopez	C	R/R	5-6	SR	3V	Elk Grove, Calif./Franklin HS
24	Marissa Toy	INF/OF	R/R	5-2	FR	HS	Riverbank, Calif./Oakdale HS
26	Lauren Shanks	OF	R/R	5-1	SR	1V	Durham, Calif./Durham HS
29	Cheryl Freitas	INF	R/R	5-7	JR	2V	Stockton, Calif./St. Mary's HS
33	Jennifer Ames	P	R/R	6-0	SR	3V	San Jose, Calif./Evergreen Valley HS
38	Madison Fish	P/OF	R/R	5-7	FR	HS	Sacramento, Calif./Cosumnes Oaks HS
42	Jordan Saucedo	P	R/R	5-9	FR	HS	Ontario, Calif./Colony HS
44	Markesha Collins	OF	L/R	5-5	JR	2V	Citrus Heights, Calif./San Juan HS
RS	Anik Ribera	DH	R/R	5-10	FR	HS	Coronado, Calif./Coronado HS
RS	Berlyn Rippentrop	P	R/R	5-10	FR	HS	Sunnyvale, Calif./Archbishop Mitty HS

Head Coach: Peter Turner (6th season)

Assistant Coaches: Christen Hardee, Chase Turner

Volunteer Assistant: Thad Brown





Spartan Coaching Staff

Coaching Staff



Peter Turner is in his sixth season as head softball coach at San Jose State University in 2012.

His 2010 team was one of most successful in school history. The team finished with a 34-25 record, tying for the third-highest win total in school history. The Spartans set 11 season records including batting average at .284, runs scored at 304, home runs with 38, RBI at 263 and stolen bases at 78.

Turner also reached a milestone during the 2010 season. He recorded his 100th coaching win at San Jose State win a 2-1 win over New Mexico State on May 5 at SJSU Field.

Academically, his team received the San Jose State Athletics Board's Most Improved Academic Performance Award for the 2008-09 school year. He consistently has at least six student-athletes receive Academic All-Western Athletic Conference honors each season.

Turner came to San Jose State after spending four seasons, 2003-06, as the head women's softball coach at San Joaquin Delta College in Stockton, Calif., where he compiled a 99-30 coaching record and his 2005 team won the Big 8 Conference Championship and finished fourth in the state tournament. In 2006 the Mustangs took fifth place in the state.

An accomplished coach and player for the USA Softball Men's National Team, Turner coached the 2006 USA Softball Men's National Team to a fourth place finish at the VII Pan American Men's Softball Qualifier and a birth in the 2009 ISF Men's World Championships. He coached the 2003 team to a silver medal at the Pan Am Games and the 2002 team to a gold

medal at the Pan Am qualifier in Guatemala.

A 10-time ASA All-American as a player, Turner played in 14 ASA National Championships, five U.S. Olympic Festivals and was part of the 1995 silver medalist team at the Pan American Games. In 2007 he was inducted into the ASA National Softball Hall of Fame and led the USA Men's National Team to a runner-up finish in the ISF World Cup in Prague, Czech Republic. He played baseball at Pacific and was inducted into the Stockton Sports Hall of Fame and Stockton Softball Hall of Fame.

Turner earned a Bachelor of Arts degree in social science from Sacramento State in 1989 and received a Master of Science degree in business administration from Hamilton University in 1999.



TURNER'S COACHING RECORD

	OVERALL	CONFERENCE
2007	23-28	6-12
2008	26-35	5-13
2009	19-37	5-15
2010	34-25	8-13
2011	19-35	5-16
5 years	121-160	29-69

Coaching Staff



Assistant coach Christen Hardee is in her third season on the San Jose State softball staff in 2012.

Hardee was an accomplished player during her collegiate career at Humboldt State. She was a member of the 1999 national championship team. During her playing years, Hardee was a catcher for the Lumberjacks and received all-region honors from the National Fastpitch Coaches Association in 2001. Hardee was inducted into the Humboldt State Athletics Hall of Fame on October 16, 2009.

A true student-athlete, Hardee graduated Summa Cum Laude from Humboldt State with a bachelor of science degree in environment science and geology. She also minored in watershed management and received the 2004 Outstanding Student Award from the College of Natural Resources and Sciences. Hardee was a four-time NFCA All-American Scholar Athlete and a three-time Pac-West Academic All-Conference selection.

Hardee has spent four school years as a science teacher and coaching softball before joining the San Jose State staff. She was an assistant coach at San Joaquin Delta College in 2005 and at the College of the Redwoods for the 2004 season.

Chase Turner is in his third season on the San Jose State softball staff.

Turner, the son of head coach Peter Turner, is also a member of the USA Softball Men's National Team.



Thad Brown is in his fourth year as a volunteer assistant coach on the San Jose State softball staff.

He has worked hand-in-hand with head coach Peter Turner for more than seven years. Their partnership began at San Joaquin Delta College and has continued through the USA Men's National Softball team and now at San Jose State University.





2012 Spartans

Player Biographies



33
Jennifer Ames
P • R/R • 6-0 • SR
San Jose, Calif.
Evergreen Valley HS

Fifth year at San Jose State

SJSU CAREER RANKINGS: Currently fourth in wild pitches with 40...tied for sixth in saves with three...seventh in appearances with 91.

2011: Pitched in 27 games and had a 7-16 record with a 4.51 ERA...142.2 innings pitched with 11 complete games...struck out 58 batters...two saves on the year - Appalachian State and Cal State Bakersfield...WAC Pitcher of the Week for Feb. 14-20...pitched two complete games and recorded a save to earn the honor.

complete games and recorded a save to earn the honor.

2010: Pitched in 26 games with a 4-4 record and a 5.83 ERA...started 10 games and pitched two complete games - New Mexico and Weber State...struck out 43 batters in 69.2 innings pitched...only save of the season came in a 5-4 win over Cal State Bakersfield...WAC Pitcher of the Week for Feb. 22-28 when she went 2-0 with a save at the UTEP Invitational.

2009: Appeared in four games before a shoulder injury caused her to miss the rest of the season...received a medical redshirt...started against BYU and UTEP...0-1 record with a 0.64 ERA...struck out six including five against BYU...allowed only one earned run in 11 innings pitched.

2008: Made eight starts in 34 appearances while compiling a 7-7 record...used predominantly as a reliever...pitched 85 innings and allowed 116 hits, 70 runs, 50 earned...struck out 41 batters while compiling a 4.12 ERA.

HIGH SCHOOL: Earned two varsity letters in softball at Evergreen Valley High School under head coach Lisa Baker...named Blossom Valley Athletic League Junior of the Year in 2006 for the Santa Teresa Division...selected to first team All-Blossom Valley Athletic League for the Mt. Hamilton Division in 2007...also earned two varsity letters each in volleyball and basketball under head coaches Dio Aguinaldo and Dan Johnson respectively...played ASA travel ball for the Strike Zone club team under head coach Don Ford.

PERSONAL: Majoring in social science...would like to teach high school economics after graduation...father Bill played for the Portland Trail Blazers...has three brothers and a cat named Mittens...Jennifer Ames was born on October 29, 1989, in Santa Clara, Calif.

Career Statistics - Hitting

YEAR	G-GS	AB	R	H	RBI	AVG	2B	3B	HR	SB-ATT	SAC	BB	PO	A	E	F.Pct
2008	0-0	0	0	0	0	.000	0	0	0	0-0	0	0	2	20	1	.957
2009	0-0	0	0	0	0	.000	0	0	0	0-0	0	0	1	3	0	1.000
2010	0-0	0	0	0	0	.000	0	0	0	0-0	0	0	3	21	1	.960
2011	0-0	0	0	0	0	.000	0	0	0	0-0	0	0	4	42	3	.939
TOTALS	0-0	0	0	0	0	.000	0	0	0	0-0	0	0	10	86	5	.950

Career Statistics - Pitching

YEAR	G	GS	CG	W-L	SV	IP	H	R	ER	ERA	BB	K	ShO/CBO
2008	34	8	4	7-7	0	85.0	116	70	50	4.12	43	41	0/2
2009	4	2	0	0-1	0	11.0	11	4	1	0.64	8	6	0/0
2010	26	10	2	4-4	1	69.2	98	78	58	5.83	41	43	0/1
2011	27	25	11	7-16	2	142.2	203	115	92	4.51	63	58	1/0
TOTALS	91	45	17	18-28	3	308.1	428	267	201	4.56	155	148	1/3



Player Biographies



16
Sadie
Coenen
 INF/OF • L/R • 5-4 • SO
 Modesto, Calif.
 Johansen HS



Second season at San Jose State.

2011: Hit .286 on the season...played in 44 games, starting 40 in the outfield, mostly in left...375 on base percentage and a .378 slugging percentage...34 hits, 24 runs scored and 17 walks...nine doubles and one triple...stole four bases...seven-game hitting streak in March and a five game hitting streak in April...three hits against Bradley...two hits in five games...reached base safely in 17 consecutive games.


HIGH SCHOOL: Four-year player at Johansen High School for head coach Debra Guenther...third team all-state selection by Cal-Hi Sports...four-time All-Modesto Metro Conference selection...averaged over .400 in her high school career...played for Lady Magic and coaches Joe Henderson and Jim Carda...team won the 2008 national championship in the 16 and under division.

PERSONAL: Majoring in justice studies...would like to work the criminal justice field...likes doing puzzles and listening to music...Sadie Christina Coenen was born on February 21, 1992, in Modesto, Calif.

Career Statistics - Hitting

YEAR	G-GS	AB	R	H	RBI	AVG	2B	3B	HR	SB-ATT	SAC	BB	PO	A	E	F.Pct
2011	44-40	119	24	34	45	.286	9	1	0	4-7	1	17	25	1	1	.963

Player Biographies



44
Markesha
Collins
OF • L/R • 5-5 • JR
Citrus Heights, Calif.
San Juan HS

Third season at San Jose State.

2011: Saw action in 40 games, starting 23, all in the outfield...also used as a pinch hitter...hit .180 on the season with 11 hits and 11 runs scored...four doubles including one in the last game of the year against Hawaii...3-for-3 in the first game against Nevada with a single, double and her first home run of the season...added another hit (a double), runs scored and RBI in the final game of the series...two hits against Idaho State including a double...drew 11 walks and stole four bases.

2010: Played in 42 games while starting 10 in the outfield...also used as a pinch runner or pinch hitter...hit .216 on the season with eight hits including a double at Boise State...only two-hit game of the year at Nevada...scored 14 runs including two runs in both games of a doubleheader at Nevada and the winning run in a 1-0 victory at Fresno State...drove in two runs in a win at Boise State...four stolen bases including three at Nevada...drew eight walks at the plate.

HIGH SCHOOL: Four-year letterwinner at San Juan High School for head coach Mike Dollar...three-time first team All-Golden Empire selection...2009 honorable mention Sacramento Bee All-Metro team...played at the 2009 Optimist All-State softball game for the South team...played summer ball for the California Breeze and head coach Chad Clay...also played basketball and was the team's top defensive player.



PERSONAL: A business finance major...likes cake decorating...favorite sports team is the San Francisco 49ers...nickname "Kesha"...Markesha Shauntel Collins was born on October 16, 1991, in Sacramento, Calif.

Career Statistics - Hitting

YEAR	G-GS	AB	R	H	RBI	AVG	2B	3B	HR	SB-ATT	SAC	BB	PO	A	E	F.Pct
2010	42-10	37	14	8	3	.216	1	0	0	4-4	0	8	13	1	1	.933
2011	40-23	61	11	11	4	.180	4	0	1	4-5	1	11	33	0	0	1.000
Totals	82-33	98	45	19	7	.194	51	0	1	8-9	1	19	46	1	1	.979

Player Biographies



29
Cheryl
Freitas
INF • R/R • 5-7 • JR
Stockton, Calif.
St. Mary's HS



Third year at San Jose State.

2011: Led the Spartans with 11 doubles, four home runs and 25 RBI...played in 47 games, starting 45 at second base or designated player...hit .286 with 26 hits, 24 runs scored and 17 walks...378 on base percentage and a .484 slugging percentage...stole three bases...three hits against Cal State Bakersfield and Troy...two hits in nine games...four RBI against Cal State Northridge...three RBI against Santa Clara and New Mexico...drove in two runs in three other games...longest hitting streak was three games, three different times.

2010: Played in 33 games with 12 starts...hit .283 with a .382 on-base percentage and .391 slugging percentage...had 13 hits, eight runs scored and six RBI on the season...two hits in three consecutive games in April...scored two runs against Santa Clara...hit her first collegiate home run against Santa Clara...biggest RBI of the season came in a 1-0 win over Fresno State with her first career sacrifice fly...hit doubles against Virginia and New Mexico State...five walks and three stolen bases.

HIGH SCHOOL: Four-year letterwinner at St. Mary's High School for head coaches Robert Harmon and Bobby Jones...two-time Greater Stockton High School Player of the Year...four-time first team Tri-City Athletic League honoree...three-time all-area selection...played summer ball for USA Elite and head coach Gilbert Flores.

PERSONAL: Majoring in kinesiology with an emphasis on movement sciences...would like to go to chiropractic school after graduation...San Jose State Scholar Athlete and Academic All-WAC honoree...favorite sports team is the Oakland A's...likes to study astrological signs...Cheryl Ann Freitas was born on December 30, 1990, in Stockton, Calif.

Career Statistics - Hitting

YEAR	G-GS	AB	R	H	RBI	AVG	2B	3B	HR	SB-ATT	SAC	BB	PO	A	E	F.Pct
2010	33-12	46	8	13	6	.283	2	0	1	3-3	1	5	19	4	1	.958
2011	47-45	126	24	36	25	.286	11	1	4	3-3	2	17	56	35	5	.948
Totals	80-57	172	32	49	31	.285	13	1	5	6-6	3	22	75	39	6	.950

Player Biographies



7
BranDee Garcia
 INF • R/R • 5-9 • JR
 Visalia, Calif.
 Mt. Whitney HS



Third season at San Jose State.

2011: Started 51 games, either at short stop, second base or the outfield...hit .260 on the year with 40 hits, 21 runs scored and 16 RBI... five doubles...two home runs including her first career home run against Mississippi...added a home run at Fresno State...three hits against Santa Clara, Boise State and Nevada...two hits in six other games...two five-game hitting streaks on the season...16 walks including three against Santa Clara and two against UC Davis...seven stolen bases.

2010: Played in 51 games, starting 42...hit .217 with a .280 on-base percentage and a .333 slugging percentage...26 hits, 15 runs scored and 16 RBI...two hits in six games and three RBI at Nevada and two RBI in four games...three home runs on the season – vs. Virginia, and at Nevada (twice)...seven stolen bases and 10 walks.

HIGH SCHOOL: Four-year letterwinner at Mt. Whitney High School for head coach Stephanie Cavilliga...three-time all-league honoree...played summer ball for SoCal Diamonds and head coach Paul Garziano.

PERSONAL: Majoring in business accounting...San Jose State Scholar Athlete and Academic All-WAC honoree...her great uncle Mike Garcia pitched in the majors for 13 years including 11 for the Cleveland Indians (1949-59)...BranDee Ann Garcia was born on April 17, 1991, in Tulare, Calif.

Career Statistics - Hitting

YEAR	G-GS	AB	R	H	RBI	AVG	2B	3B	HR	SB-ATT	SAC	BB	PO	A	E	F.Pct
2010	51-42	120	15	26	16	.217	3	1	3	7-7	2	10	69	49	18	.868
2011	51-51	154	21	40	16	.260	5	0	2	7-7	2	16	101	83	25	.880
Totals	102-93	274	36	66	32	.241	8	1	5	14-14	4	26	170	132	43	.875

Player Biographies



12
Jessica Garcia
C/INF • R/R • 5-4 • SO
Redlands, Calif.
Redlands HS

Second season at San Jose State.

2011: Played in 53 games while starting 43 either at catcher, second base, third base or the outfield...hit .200 with 25 hits, 14 runs scored and 18 RBI...hit her first collegiate home run against Troy and added another at New Mexico State...drew 13 walks and hit two sacrifice flies - Arizona State and Santa Clara...two hits against Santa Clara and Pacific in February...three RBI against Troy and two at New Mexico State.

HIGH SCHOOL: Four-year letterwinner at Redlands High School for head coach Brandon Ford...2010 second team Cal-High Sports All-State team as a catcher...hit .460 her senior year with six home runs and 39 RBI...holds the school's career records for hits (141), runs scored (101) and home runs (18)...first team All-CIF Southern Section Division II honoree...2010 All-Sun Most Valuable Player...helped lead her team to three consecutive Citrus Belt League titles and the CIF-Southern Section semifinal game...2010 San Bernardino County Player of the Year...one of her high school coaches was her mother Debbie...played for Riptide and coach Barry Gruman...also played soccer.

PERSONAL: Undecided on her major...San Jose State Scholar Athlete and Academic All-WAC honoree...enjoys shopping and scrapbooking...Jessica Cheri Garcia was born on June 24, 1992, in San Bernardino, Calif.



Career Statistics - Hitting

YEAR	G-GS	AB	R	H	RBI	AVG	2B	3B	HR	SB-ATT	SAC	BB	PO	A	E	F.Pct
2011	53-43	125	14	25	18	.200	3	0	2	0-0	3	13	92	40	1	.992

Player Biographies



22
Janessa
Gutierrez
P • R/R • 5-0 • SO
Oxnard, Calif.
Rio Mesa HS

Second year at San Jose State.

2011: Made 25 appearances and had a 5.04 ERA and a 5-4 record...started five games and pitched one complete game, a 6-2 win at Cal State Bakersfield...struck out four batters against Appalachian State...picked up wins in relief against Idaho State, UC Davis and Nevada...against the Wolf Pack, pitched six innings, allowing one hit and one run to score while striking out two...started against Stanford and pitched four innings, allowing five hits and three runs in the 3-1 loss.

HIGH SCHOOL: Played four years at Rio Mesa High School for head coach John Valasquez...teammate of current Spartan Annica Wolfe...had a 16-4 record her senior year with a 0.98 ERA in 21 appearances...recorded 171 strikeouts with fourth shut outs...All-Pacific View League selection her senior year...also played for Mizuno Pride and head coach Lew Currier...team played at the 2008 ASA national championships.

PERSONAL: Undecided on her major...San Jose State Scholar Athlete and Academic All-WAC honoree...likes shopping and listening to music...in high school, volunteered at Campfire USA after school program...Janessa Raylene Gutierrez was born on September 22, 1992, in Oxnard, Calif.



Career Statistics - Hitting

YEAR	G-GS	AB	R	H	RBI	AVG	2B	3B	HR	SB-ATT	SAC	BB	PO	A	E	F.Pct
2011	1-0	0	0	0	0	.000	0	0	0	0-0	0	0	2	17	4	.826

Career Statistics - Pitching

YEAR	G	GS	CG	W-L	SV	IP	H	R	ER	ERA	BB	K	ShO/CBO
2011	25	5	1	5-4	0	58.1	88	60	42	5.04	29	22	0/0

Player Biographies



10
Britney Helm
 OF • R/R • 5-5 • SO
 Torrance, Calif.
 Torrance HS



Second season at San Jose State.

2011: Led the Spartans with 28 runs scored, 27 walks and nine stolen bases...Spartans starting centerfielder for 50 games...hit .253 with 38 hits and 13 RBI...a .378 on base percentage and a .353 slugging percentage...seven doubles, two home runs and a triple...both home runs came in a loss at Pacific...only triple against Utah State...two hits in six games...drove in four runs at Pacific and two runs in two other games...three walks against Portland State and Albany...had a six-game hitting three times.

HIGH SCHOOL: Played four years at Torrance High School for head coach Donald Glavich...played in the outfield most of her career but moved to short stop her senior year...senior team was 22-10 and 10-0 at the Pioneer League...team won the league title for the second time in three years...first team All-Pioneer League, All-CIF Division IV and All-Area selection...helped lead her team to the semifinal game of the 2010 CIF Southern Section Division IV...played at the 2008 Futures National Camp in St. George, Utah.

PERSONAL: A nursing major...enjoys shopping and hanging out with friends...Britney Ann Helm was born on April 5, 1992, in Torrance, Calif.

Career Statistics - Hitting																
YEAR	G-GS	AB	R	H	RBI	AVG	2B	3B	HR	SB-ATT	SAC	BB	PO	A	E	F.Pct
2011	50-50	154	28	38	13	.253	7	1	2	9-11	0	27	79	5	1	.988

Player Biographies



3
Cristina Menjivar
 INF/OF • L/L • 5-6 • SO
 South San Francisco, Calif.
 Archbishop Mitty HS



Second season at San Jose State.

2011: Saw action in nine games...hit .308 with four hits and two RBI...two hits and drove in two runs in a win over Santa Clara in March...scored a run in a pinch-hitting role at Cal State Bakersfield.

HIGH SCHOOL: Played three years at Archbishop Mitty High School for head coach Sarah Thomas...team was ranked #1 by ESPN Rise in 2009...three-time West Catholic Athletic League and two-time CCS champion...played for San Jose Strikers and head coach Mike DeSilva.

PERSONAL: Undecided on her major...served as a baseball coach for the Jr. Giants at the South San Francisco Boys & Girls Club...Cristina Menjivar was born on August 7, 1992, in San Francisco, Calif.

Career Statistics - Hitting

YEAR	G-GS	AB	R	H	RBI	AVG	2B	3B	HR	SB-ATT	SAC	BB	PO	A	E	F.Pct
2011	9-4	13	1	4	2	.308	0	0	0	0-0	0	0	0	0	0	.000

Player Biographies



23
Breanna Lopez
C/DP • R/R • 5-6 • SR
Elk Grove, Calif.
Franklin HS

Fourth year at San Jose State.

2011: Played in 40 games, started 29, mostly at designated player...hit .209 with 19 hits, eight runs scored and 16 RBI....three hits in a win over Nevada...two hits at Cal State Bakersfield...three RBI against Nevada and two in five games...scored two runs against Troy...doubles came against Idaho state and Nevada...only home run against Troy...longest hitting streak was four games.

2010: Played in 34, starting 22 games, mostly at designated player...was the team's backup catcher...hit .313 with a .439 on-base percentage and a .507 slugging percentage...21 hits and 18 RBU with nine runs scored...two hits in six games...hit a grand slam in the first game against Nevada...hit a solo shot in a loss to Fresno State...walked 12 times and stole four bases.

2009: Appeared in 31 games while starting 27, 26 at catcher...hit .152 with 10 hits and six RBI...two hits against Samford...first collegiate hit against Utah Valley...only home run of the year versus Boston...four doubles and three runs scored...walked 11 times including two versus Vermont.

HIGH SCHOOL: Played four years of softball at Franklin High School (Elk Grove, Calif.) under coach Jill Sanchez...team Defensive Player of the Year as a senior...Delta Valley League Champions in 2008...batted .486 as a senior and earned All-Metro Team honors...team won the 2006 Sac-Joaquin Section Division 1 championship...played ASA travel ball for the USA Elite under manager Vince Bunac.

PERSONAL: Pre-nursing/nursing major...nickname "Bre"...San Jose State Scholar Athlete and three-time WAC All-Academic honoree...enjoys singing and making people laugh...volunteers for BAWSI...Breanna Lopez was born on May 17, 1990, in Sacramento, Calif.

Career Statistics - Hitting

YEAR	G-GS	AB	R	H	RBI	AVG	2B	3B	HR	SB-ATT	SAC	BB	PO	A	E	F.Pct
2009	31-27	66	3	10	6	.152	4	0	1	0-0	0	11	99	19	1	.992
2010	34-22	67	9	21	18	.313	1	0	4	4-4	1	12	32	4	1	.973
2011	40-29	91	8	19	16	.209	2	0	1	0-0	2	9	9	0	1	.900
Totals	105-78	224	20	50	40	.223	7	0	6	4-4	3	32	140	23	3	.982



Player Biographies



4
Kailey
Mertz
INF • R/R • 5-9 • SO
Buena Park, Calif.
Kennedy HS



Second year at San Jose State.

2011: Hit .308 on the year in 11 games played...four hits on the year including a double against Idaho State...scored a run at Cal State Bakersfield and against UC Davis...drew four walks this year...had a hit, runs scored and an RBI in a home game against UC Davis...saw action at third base, first base and as a pinch hitter.

HIGH SCHOOL: Two-year letterwinner at Kennedy High School in La Palma, Calif., for head coach Sarah Mesa...two-time All-Empire League selection...2009 Scholar Athlete of the Year...played in the 11th Orange County Coaches All-Star Showcase...played for the Newport Beach Riptide and head coach Barry Grumman...was a starter on the girl's basketball team.

PERSONAL: Kinesiology major with an emphasis on pre-professional...would like to be a physical therapist after graduation...San Jose State Scholar Athlete...volunteered in a reading program at the local elementary when she was in high school...Kailey Raquel Mertz was born on August 18, 1992, in Newport Beach, Calif.

Career Statistics - Hitting

YEAR	G-GS	AB	R	H	RBI	AVG	2B	3B	HR	SB-ATT	SAC	BB	PO	A	E	F.Pct
2011	11-3	13	3	4	2	.308	1	0	0	0-0	1	4	11	5	0	1.000

Player Biographies



2
Dorothy Morentin
 C • L/R • 5-4 • SO
 Van Nuys, Calif.
 Birmingham HS



Third season at San Jose State.

2011: Saw action in 11 games, mostly as a pinch hitter or replacement catcher...recorded her first collegiate hit against Cal State Bakersfield and drove in two runs in that game...also had a hit and scored a run against Nevada.

2010: Did not see action in a game but served as the bullpen catcher for the Spartans.

HIGH SCHOOL: Four-year letterwinner at Birmingham High School (Lake Balboa, Calif.) for head coach Jim Rose...hit .343 her senior year with 34 hits, five doubles and 12 RBI...played summer ball for the Combat Panthers and American Pastime Gold.

PERSONAL: Majoring in kinesiology with an emphasis on exercise fitness...would like to be a firefighter after graduation...likes martial arts...plays the guitar...Dorothy Danielle Morentin was born on September 1, 1991, in Northridge, Calif.

Career Statistics - Hitting

YEAR	G-GS	AB	R	H	RBI	AVG	2B	3B	HR	SB-ATT	SAC	BB	PO	A	E	F.Pct
2011	11-0	5	1	2	2	.400	0	0	0	0-0	0	0	6	1	0	1.000

Player Biographies



1
Amanda Pridmore
P • R/R • 5-7 • JR
Modesto, Calif.
Modesto HS

Fourth year at San Jose State.

SJSU CAREER RANKINGS: Listed in seven San Jose State career lists...tied for second in saves with seven...fifth in strikeouts with 254...ninth in games started with 51 and wins with 26...eighth in innings pitched at 372.2 and strikeouts per seven innings at 4.77...fifth with 22 hit batters.

2011: Redshirted the season after suffering a knee injury before the season...was named to the Preseason All-WAC team before it was determined that she could not pitch.

2010: Pitched in 40 games with a 3.27 ERA...had an 18-12 record in 207.2 innings pitched...started 30 games and pitched 18 complete games...struck out 151 batters while walking 67...struck out a career-best 11 batters in a 4-0 win over Saint Mary's and nine batters against Louisiana Tech at the WAC Tournament...allowed just one hit in the game...four saves against Charlotte (3-2), #11 Oklahoma (5-4) and Nevada (twice, 7-6 and 11-9).

2009: Appeared in a team-high 38 games and started 21...recorded a 3.10 ERA with an 8-13 record in 165.0 innings pitched...struck out a team-best 103 batters...pitched nine complete games...recorded shutouts against UTEP (3-0) and Boise State (8-0)...struck out seven batters against Dartmouth (in a relief appearance) and Louisiana Tech...also recorded saves against Boise, Utah State and Hawaii...allowed 99 runs, 73 earned, and 47 walks.

HIGH SCHOOL: Played four years of softball at Modesto (Calif.) High School under coach Randy Beard...team's Offensive Player of the Year as a senior...team Defensive Player of the Year as a freshman (2005) and Most Valuable Player as a sophomore (2006)...named Modesto Metro Conference MVP in 2007...scholar athlete in both her junior and senior years...played ASA travel ball for the USA Elite under manager Vince Bunac.

PERSONAL: Majoring in child development...would like to be a first grade teacher after graduation...San Jose State Scholar Athlete and two-time WAC All-Academic honoree...Amanda Beth Pridmore was born on February 2, 1990, in Modesto, Calif.

Seven or More Strikeouts In A Game

- 11 vs. Saint Mary's, 3-13-10 (W, 4-0)
- 9 vs. Louisiana Tech, 5-12-10 (W, 6-5)
- 8 vs. Utah Valley, 2-12-10 (W, 7-3)
- 8 vs. Northern Colorado, 2-13-10 (W, 14-9)
- 8 vs. Santa Clara, 4-6-10 (W, 4-2)
- 7 vs. Dartmouth, 3-25-09 (L, 7-6)
- 7 at Louisiana Tech, 4-25-09 (L, 4-1)
- 7 vs. New Mexico State, 5-7-10 (W, 2-1)

Career Statistics - Hitting

YEAR	G-GS	AB	R	H	RBI	AVG	2B	3B	HR	SB-ATT	SAC	BB	PO	A	E	F.Pct
2009	0-0	0	0	0	0	.000	0	0	0	0-0	0	0	7	37	4	.917
2010	0-0	0	0	0	0	.000	0	0	0	0-0	0	0	9	32	1	.976
Totals	0-0	0	0	0	0	.000	0	0	0	0-0	0	0	16	69	5	.944

Career Statistics - Pitching

YEAR	G	GS	CG	W-L	SV	IP	H	R	ER	ERA	BB	K	ShO/CBO
2009	38	21	9	8-13	3	165.0	192	99	73	3.10	47	103	2/0
2010	40	30	18	18-12	4	207.2	224	112	97	3.27	67	151	1/1
Totals	78	51	27	26-25	7	372.2	416	211	170	3.19	114	254	3/1



Player Biographies



20
Amanda Schatz
C • R/R • 5-7 • JR
Lodi, Calif.
Lodi HS



Fourth year at San Jose State.

2011: Played in 42 games, starting 39, all but two at catcher...hit .288 with 34 hits, nine runs scored and 14 RBI...tied for first on the team in doubles at 11...hit her first collegiate home run in a win at Cal State Bakersfield and added another at Fresno State...had eight walks, a .344 on base percentage and a .432 slugging percentage...three hits in the final game at Louisiana Tech...two hits in eight games.

2010: Redshirted the season.

2009: Played in 20 games while starting 10...hit .188 with six hits...two hits against UNLV and Nevada...her first collegiate hit came in a start against Boston...only RBI of the year came at New Mexico State...walked three time and was hit by a pitch against Boise State and Hawaii...

HIGH SCHOOL: Played two years of softball at Lodi (Calif.) High School under coach Michelle Guardado...first team All-San Joaquin Athletic Association as a first baseman in 2006...second team honors in 2007...played ASA travel ball for the USA Elite under manager Vince Bunac...earned varsity letters in cross country and volleyball.

PERSONAL: Majoring in kinesiology with an emphasis in movement science...would like to work in nursing after graduation...nickname "Schatzy"...San Jose State Scholar Athlete and Academic All-WAC

honoree...likes baking, rock climbing and cooking... Amanda Michelle Schatz was born on November 6, 1990, in Lodi, Calif.

Career Statistics - Hitting

YEAR	G-GS	AB	R	H	RBI	AVG	2B	3B	HR	SB-ATT	SAC	BB	PO	A	E	F.Pet
2009	20-10	32	0	6	1	.188	0	0	0	0-0	0	3	39	3	0	1.000
2011	42-39	118	9	34	14	.288	11	0	2	0-1	0	8	140	17	4	.975
Totals	62-49	150	9	40	15	.267	11	0	2	0-1	0	11	179	20	4	.980

Player Biographies



26
Lauren Shanks
 OF • R/R • 5-1 • SR
 Durham, Calif.
 Durham HS



Fourth year at San Jose State.

2011: Saw action in 19 games, mostly as a pinch runner...scored nine runs stole one base against UC Davis in April and struck out twice.

2010: Saw action in 40 games...used mostly as a pinch runner...scored 12 runs...drew a walk against Santa Clara...hit by a pitch against Cal State Bakersfield.

2009: Played in 20 games, mostly as a pinch runner...started in the outfield against Nevada...scored four runs and had five at bats...recorded her only RBI and stolen base of the year at New Mexico State...walked against Nevada.

HIGH SCHOOL: Played four years of softball at Durham (Calif.) High School under coach Brian Glover...won Sacramento Valley League in 2005 & 2006...named 2005 team Rookie of the Year...named team captain and co-MVP for the 2008 season...second team All-Northern California selection in 2008...named to the All-Sacramento Valley League team three times...played ASA travel ball for the Chico Starz under manager Paul Moore...earned varsity letters in basketball, volleyball and swimming.

PERSONAL: Majoring in kinesiology with a pre-professional emphasis...would like to work in the physical therapy field after graduation...nickname

“Lo”...San Jose State Scholar Athlete, San Jose State Dean’s List and Academic All-WAC honoree...likes riding horses, snowboarding and experimenting with cooking...Lauren Marie Shanks was born on July 12, 1990, in Burlingame, Calif.

Career Statistics - Hitting

YEAR	G-GS	AB	R	H	RBI	AVG	2B	3B	HR	SB-ATT	SAC	BB	PO	A	E	F.Pct
2009	20-1	5	4	0	1	.000	0	0	0	1-1	0	1	0	0	0	.000
2010	40-0	3	12	0	0	.000	0	0	0	0-0	0	1	0	0	0	.000
2011	19-1	2	9	0	0	.000	0	0	0	1-1	0	0	0	0	0	.000
Totals	79-2	10	25	0	1	.000	0	0	0	2-2	0	2	0	0	0	.000

Player Biographies



Fourth year at San Jose State.

2011: Starter at first base...hit .294 on the year with a .343 on base percentage and a .399 slugging percentage... team-best 45 hits to go with 18 runs scored and 21 RBI... 10 multiple-hit games including three hits against Cal State Northridge (3-for-5), Cal State Bakersfield (3-for-3), Utah State (3-for-3) and Nevada (3-4)... five-game hitting streak in April and two four-game hitting streaks in March...game-winning double to drive in two runs in a win over Idaho State...

hit her home runs against Albany, New Mexico State and Fresno State... seven doubles and drew 12 walks... only stolen base against Santa Clara in March.

2010: Played in 24 games and started 15, mostly at first base...hit .192 with 10 hits and seven RBI... five runs scored and two doubles...two hits against Weber State and Sacramento State...drew walks against Princeton and Boise State...only hit by pitch against Cal State Bakersfield.

2009: Started seven games while playing in 17...saw most action at third base but also played at first base...hit .214 with six hits, two RBI and a run scored...two hits in three at bats with a run scored against Vermont... added two hits and an RBI against Nevada...walked and stole a base against Princeton.

HIGH SCHOOL: Played four years of softball at James Logan High School (Union City, Calif.) under coach Teri Johnson...2007 All-Mission Valley Athletic League (MVAL) first team selection...named an honorable mention All-MVAL selection in 2006...played ASA travel ball for the Strike Zone under manager Don Ford...earned varsity letters in soccer and cross country.

PERSONAL: Majoring in nursing...would like to work as an ER nurse after graduation...San Jose State Scholar Athlete...likes dancing...younger sister Gabriella plays for the San Jose State women's soccer team... Alexandria Alys Stange was born on July 3, 1990, in Union City, Calif.

Career Statistics - Hitting

YEAR	G-GS	AB	R	H	RBI	AVG	2B	3B	HR	SB-ATT	SAC	BB	PO	A	E	F.Pct
2009	17-7	28	1	6	2	.214	0	0	0	1-1	0	3	24	15	4	.907
2010	24-15	52	5	10	7	.192	2	0	0	0-0	0	2	94	3	1	.990
2011	52-51	153	18	45	21	.294	7	0	3	1-1	1	12	333	20	4	.989
Totals	93-73	233	24	61	30	.262	9	0	3	2-2	1	17	451	38	9	.982



Player Biographies



15
Annica Wolfe
INF • R/R • 5-8 • SO
Oxnard, Calif.
Rio Mesa HS



Second season at San Jose State.

2011: Led the Spartans in hitting with a .309 average...started 51 games at third base...had 43 hits, 24 RBI and 14 runs scored to go with a .374 on base percentage and a .417 slugging percentage...three hits against Appalachian State, San Diego, Santa Clara and New Mexico State...two hits in eight games...drove in four runs in a game against Santa Clara in March, three runs in the final game at New Mexico State and the Spartans' only run at #11 Stanford...hit her first collegiate home run against Appalachian State and added one against Pacific and Boise State...14 walks and stole a base at Cal State Bakersfield.

HIGH SCHOOL: Four-year letterwinner at Rio Mesa High School for head coach John Velasquez...teammate of current Spartan Janessa Gutierrez...three-time first team All-Pacific View League honoree...hit .479 her senior year and .562 her junior year...set the school record for RBI in a season with 41 her senior year...hit over .400 all four years...named All-Ventura Country...played travel ball most recently with the So Cal Choppers.

PERSONAL: A kinesiology major...likes hanging out with family and friends...Annica Monique Wolfe was born on December 12, 1991, in Oxnard, Calif.

Career Statistics - Hitting

YEAR	G-GS	AB	R	H	RBI	AVG	2B	3B	HR	SB-ATT	SAC	BB	PO	A	E	F.Pct
2011	51-51	139	14	43	24	.309	6	0	3	1-2	1	14	38	91	9	.935

Player Biographies



6
Jacqueline Zepeda
 INF • R/R • 5-7 • SO
 Antioch, Calif.
 Freedom HS



Second season at San Jose State.

2011: Played in 36 games, starting 31 at short stop... had a .205 batting average, .272 on base percentage and a .274 slugging percentage...15 hits, six runs scored and eight RBI...recorded two hits in four games - at UNLV, against Arizona, at New Mexico State and versus Boise State...doubles against Arizona and Boise State...seven walks and three stolen bases... drove in two runs against Arizona and New Mexico State.

HIGH SCHOOL: Played softball for four seasons at Freedom High School in Oakley, Calif., for head coach Jeff Jonas...second team All-State her senior year...2010 Most Valuable Player of the Bay Valley Athletic League...hit .459 her senior year with 31 RBI and five home runs...played for Strike Zone 18Gold and head coach Don Ford.

PERSONAL: Majoring in nursing...likes to go shopping and play pick-up games...Jacqueline Deanna Zepeda was born on May 20, 1992, in Antioch, Calif.

Career Statistics - Hitting

YEAR	G-GS	AB	R	H	RBI	AVG	2B	3B	HR	SB-ATT	SAC	BB	PO	A	E	F.Pct
2011	38-31	73	6	15	8	.205	2	0	1	3-4	4	7	56	64	12	.909

Player Biographies



14
Stephanie Ziemann
 OF • R/R • 5-4 • JR
 La Canada, Calif.
 Crescent Valley HS



Third season at San Jose State.

2011: Played in 49 games and started 21, all in the outfield...hit .129 with eight hits, seven runs scored and five RBI...double against Appalachian State and her first collegiate home run against Cal State Northridge...12 walks this year including two against San Diego and Troy...only stolen base came against Cal State Bakersfield.

2010: Played in 20 games and started two in the outfield...got her first collegiate start against Louisiana Tech...went 2-for-3 with two runs scored in a game at Nevada...added a stolen base in that game...drew a walk against Princeton.

HIGH SCHOOL: Played four years at Crescenta Valley High School (La Crescenta, Calif.) for head coaches Dan Barry and Jason Perez...three-time first team All-Pacific League selection...second team All-CIF honoree...first team Daily News All-Area...named one of the top-10 high school athletes in the area by the Glendale News-Press in 2008...played ASA ball for So Cal Diamonds and head coach Paul Garziano.

PERSONAL: Nutritional science major...would like to be a personal trainer after graduation...likes cooking and music... Stephanie Lauren Ziemann was born on April 26, 1991, in Pasadena, Calif.

Career Statistics - Hitting

YEAR	G-GS	AB	R	H	RBI	AVG	2B	3B	HR	SB-ATT	SAC	BB	PO	A	E	F.Pet
2010	20-3	12	2	2	0	.167	0	0	0	1-1	0	1	10	1	1	.917
2011	49-21	62	7	8	5	.129	1	0	1	1-1	1	12	34	3	2	.949
Totals	69-24	74	9	10	5	.135	1	0	1	2-2	1	13	44	4	3	.941

Player Biographies



21
Michelle
Cox
OF • L/L • 5-6 • FR
Sydney, NSW, Australia
Roseville College

First season at San Jose State.

AUSTRALIAN NATIONAL PROGRAM: Member of the 2011 Australian National Team...played at the World Cup of Softball in Oklahoma City and the Canadian Open Fastpitch Invitational...started in left field at both tournaments...played at the 2009 Japan Cup where the team advanced to the bronze medal game...also played at the Trans Tasman Test Series against New Zealand and the International Southern Cross Challenge...selected to the All-Star Merit team as an outfielder at the Challenge.

NEW SOUTH WALES TEAM: 2010 NSW Youth Female Softballer of the Year...MVP and Best Hitter at the 2010 Under 19 Women's Australian Championship...hit .543 at the championship as the lead-off hitter and stole 10 bases...

HIGH SCHOOL: Graduated from Roseville College in 2009, a private girls school in Sydney...been a part of the Australian Institute of Sport program the past two years...program includes the pool of players from which the Australian National Softball Team is selected.

PERSONAL: Majoring in business accounting...likes going to the beach and movies...older brother Tim spent three years in the Boston Red Sox minor league system (2005-07)...Michelle Johanna Cox was born on October 15, 1991, in Sydney, Australia.



5
Sharon-Renae
Estrada
INF • R/R • 5-4 • FR
San Bernardino, Calif.
Cajon HS

First season at San Jose State.

HIGH SCHOOL: Earned four letters at Cajon High School for head coach Jerry Tivey...four-time All-San Andreas League selection...2011 first team All-CIF selection...2010 second team CIF Southern Section Division III honoree...2009 Louisville Slugger/NFCA All-Region second team...holds the high school career RBI record and drove in nine runs in a game her senior year...in March 2011, named the High School Player of the Week for the West Region by the NFCA...played club ball for Fury Softball 18u Gold.

PERSONAL: Majoring in business and accounting...would like to work for the Internal Revenue Service after graduation...likes dancing...Sharon-Renae Estrada was born on May 14, 1993, in Fontana, Calif.



Player Biographies



38
**Madison
Fish**
P/OF • R/R • 5-7 • FR
Sacramento, Calif.
Cosumnes Oaks HS

First year at San Jose State.

HIGH SCHOOL: Four-year letterwinner at Cosumnes Oaks High School for head coach Lynda Betencourt...2011 Most Valuable Player of the Sierra Valley Conference...two-time River Cats All-City Team honoree...hit 435 her senior year...selected to play for the South team at the 34th Annual Optimist All-Star Game...played club ball for Mizuno All-American Gold and USA Elite.

PERSONAL: Undecided on her major...likes cooking and reading...member of Fellowship of Christian Athletes...Madison Nadine Fish was born on March 5, 1993, in San Jose, Calif.



19
**Vanessa
House**
OF • S/R • 5-7 • JR
Palmdale, Calif.
Yavapai College

First season at San Jose State.

JUNIOR COLLEGE: Played two years at Yavapai College (Prescott, Ariz.) for head coach Stacy Iverson...team won the 2011 national championship...started all 71 games as the team finished 67-4...named to the Louisville Slugger/NFCA NJCAA Division I All-West Region team in the outfield and the all-tournament team at the NJCAA National Championships...for 2011, hit .479 with 101 hits, 65 runs scored and 29 stolen bases...first team All-ACCAC honoree...hit .428 her freshman year with 80 hits and 41 runs scored...stole 38 bases.

HIGH SCHOOL: Lettered at Palmdale High School for head coach Deb Demigelo...four-time All-Golden League selection...hit .400 her senior year.

PERSONAL: Majoring in sociology criminology with a minor in justice studies...likes watching "Law & Order, SVU"...brother Tyreace is a member of the Oakland Athletics organization...brother Davon is on the active roster of the Green Bay Packers and played at New Mexico State...has five siblings...Vanessa Nicole House was born on November 7, 1991; in Long Beach, Calif.



Player Biographies



11
Allison
Lang
P/INF • R/R • 6-0 • FR
Fountain Valley, Calif.
Fountain Valley HS

First season at San Jose State.

HIGH SCHOOL: Four-year letterwinner at Fountain Valley High School for head coach Katie Trott...two-time first team All-Sunset League honoree...played club for Lionettes Gold and head coach Chuck Christensen...lettered three years for the volleyball team.

PERSONAL: Majoring in environmental studies...likes playing beach volleyball...Allison Rose Lang was born on May 20, 1993, in Torrance, Calif.




42
Anik
Ribera
DP • R/R • 5-10 • FR
Coronado, Calif.
Coronado HS

First season at San Jose State.

HIGH SCHOOL: Two-year letterwinner at Coronado High School for head coach Tony Isabella...first team All-Central League her junior year...hit .427 during her career...played club for Ozone and head coach Rick Kerney.

PERSONAL: Majoring in biological science with a minor in Mexican-American studies...would like to be a forensic scientist after graduation...Anik Feliciano Ribera was born in Monterey Bay, Calif.

www.sjsuspartans.com




Berlyn
Rippentrop
P • R/R • 5-10 • FR
Sunnyvale, Calif.
Archbishop Mitty HS

First season at San Jose State.

HIGH SCHOOL: Two-year letterwinner at Archbishop Mitty High School for head coach Brian Yocke...2011 second team All-WACL selection...0.36 ERA her senior year with 100 strikeouts...team won WACL Championship and CCS Division II Championship...played club ball for San Jose Lady Sharks.

PERSONAL: Undecided on her major...likes art...Berlyn Alicia Rippentrop was born on January 23, 1993, in Mountain View, Calif.



42
Jordan
Saucedo
P • R/R • 5-9 • FR
Ontario, Calif.
Colony HS

First year at San Jose State.

HIGH SCHOOL: Lettered at Colony High School for head coach Anthony Rice...four-time first team All-Mt. Baldy League...helped lead her team to the first-ever league championship in 2010...league's Most Valuable Player in 2010...All-Valley selection...1.20 ERA and a .340 batting average...Scholar Athlete all four years...played club for Pure Fastpitch and head coach Bill Jackson.

PERSONAL: Majoring in broadcasting – radio and television...minor in art...likes to paint...Jordan Marie Saucedo was born on January 14, 1993, in Chino, Calif.

Player Biographies



9
Nicole Schultz
UT • R/R • 5-3 • FR
Las Vegas, Nev.
Durango HS

First season at San Jose State.

HIGH SCHOOL: Four-year letterwinner at Durango High School for head coach Toni Deltoro...two-time first team All-Southwest League selection...helped lead her team to back-to-back league championships...hit .548 her senior year with six homers...played club ball for Las Vegas Lil' Rebels Elite and head coach Jeff Kennedy.

PERSONAL: Business management major...would like to own a business after graduation...likes camping, traveling and helping others...member of Fellowship of Christian Athletes...Nicole Marie Schultz was born on May 19, 1993, in Las Vegas, Nev.




24
Marissa Toy
INF/OF • R/R • 5-2 • FR
Riverbank, Calif.
Oakdale HS

First season at San Jose State.

HIGH SCHOOL: Three-year letterwinner at Oakdale High School for head coach Larry Loger...two-time first team All-Valley Oak League selection...all-district honoree in 2010...hit .352 her senior year with 13 stolen bases...helped lead her team to back-to-back VOL Championships...played club for USA Elite and head coach Stan McFadden.

PERSONAL: Pre-nursing major...would like to be a nurse practitioner after graduation...Marissa Nicole Toy was born on July 19, 1993, in Modesto, Calif.



2011 In Review



2011 Final Statistics

Overall Record: 19-35 Home: 8-11 Away: 7-11 Neutral: 4-13

WAC Record: 5-16 Home: 3-9 Away: 2-7

Hitting

Player	AVG	GP-GS	AB	R	H	2B	3B	HR	RBI	TB	SLG%	BB	HBPSO	OB%	SF-SH	SB-AT	PO	A	E	F%	
Annica Wolfe	.309	51-51	139	14	43	6	0	3	24	58	.417	14	1	13	.374	1-0	1-2	38	91	9	.935
WAC Games	.286	20-20	56	5	16	3	0	1	7	22	.393	5	1	3	.355	0-0	0-0	14	36	3	.943
Alex Stange	.294	52-51	153	18	45	7	0	3	21	61	.399	12	0	25	.343	1-0	1-1	333	20	4	.989
WAC Games	.258	21-21	62	7	16	2	0	2	7	24	.387	5	0	9	.313	0-0	0-0	130	8	2	.986
Amanda Schatz	.288	42-39	118	9	34	11	0	2	14	51	.432	8	2	15	.344	0-0	0-1	140	17	4	.975
WAC Games	.277	21-21	65	5	18	6	0	1	6	27	.415	3	0	9	.309	0-0	0-0	68	5	3	.961
Cheryl Freitas	.286	47-45	126	24	36	11	1	4	25	61	.484	17	3	26	.378	2-0	3-3	56	35	5	.948
WAC Games	.304	18-18	46	6	14	6	1	0	4	22	.478	7	0	10	.396	0-0	0-0	39	19	1	.983
Sadie Coenen	.286	44-40	119	24	34	9	1	0	5	45	.378	17	0	18	.375	0-1	4-7	25	1	1	.963
WAC Games	.191	16-15	47	5	9	4	0	0	5	13	.277	4	0	7	.255	0-0	0-2	9	0	1	.900
BranDee Garcia	.260	51-51	154	21	40	5	0	2	16	51	.331	16	2	24	.337	0-2	7-7	101	83	25	.880
WAC Games	.197	21-21	61	7	12	1	0	1	7	16	.262	3	1	11	.246	0-0	0-0	29	28	9	.864
Britney Helm	.253	50-50	150	28	38	7	1	2	13	53	.353	27	3	25	.378	0-0	9-11	79	5	1	.988
WAC Games	.246	21-21	61	7	15	4	1	0	6	21	.344	13	0	9	.378	0-0	0-1	45	3	0	1.000
Jessica Garcia	.200	53-43	125	14	25	3	0	2	18	34	.272	13	1	27	.277	2-1	0-0	92	40	1	.992
WAC Games	.152	20-13	33	6	5	0	0	1	6	8	.242	6	0	10	.282	0-1	0-0	21	3	0	1.000

Dorothy Morentin	.400	11-0	5	1	2	0	0	0	2	2	.400	0	0	0	.400	0-0	0-0	6	1	0	1.000
WAC Games	.500	5-0	2	1	1	0	0	0	0	1	.500	0	0	0	.500	0-0	0-0	3	1	0	1.000
Kailey Mertz	.308	11-3	13	3	4	1	0	0	2	5	.385	4	0	3	.471	0-1	0-0	11	5	0	1.000
WAC Games	.500	3-0	2	1	1	0	0	0	0	1	.500	0	0	0	.500	0-0	0-0	0	0	0	.000
Cristina Menjivar	.308	9-4	13	1	4	0	0	0	2	4	.308	0	0	4	.308	0-0	0-0	0	0	0	.000
WAC Games	.000	1-0	1	0	0	0	0	0	0	0	.000	0	0	1	.000	0-0	0-0	0	0	0	.000
Breanna Lopez	.209	40-29	91	8	19	2	0	1	16	24	.264	9	1	23	.282	2-0	0-0	9	0	1	.900
WAC Games	.239	18-15	46	4	11	1	0	0	5	12	.261	3	1	8	.300	0-0	0-0	1	0	1	.500
Jacqueline Zepeda	.205	38-31	73	6	15	2	0	1	8	20	.274	7	0	14	.272	1-3	3-4	56	64	12	.909
WAC Games	.240	16-13	25	3	6	1	0	1	3	10	.400	3	0	4	.310	1-2	1-1	23	25	5	.906
Nikki Chapman	.188	9-3	16	1	3	0	0	0	1	3	.188	3	0	6	.316	0-0	0-0	22	0	0	1.000
Markesha Collins	.180	40-23	61	11	11	4	0	1	4	18	.295	11	1	18	.311	1-0	4-5	33	0	0	1.000
WAC Games	.200	14-10	25	6	5	3	0	1	3	11	.440	3	0	7	.286	0-0	0-0	12	0	0	1.000
Stephanie Ziemann	.129	49-21	62	7	8	1	0	1	5	12	.194	12	2	18	.289	0-1	1-1	34	3	2	.949
WAC Games	.167	18-1	6	2	1	0	0	0	0	1	.167	2	1	2	.444	0-1	0-0	4	0	0	1.000
Brianna Yray	.000	16-1	3	3	0	0	0	0	0	0	.000	0	0	0	.000	0-0	1-1	0	0	0	.000
WAC Games	.000	2-0	0	1	0	0	0	0	0	0	.000	0	0	0	.000	0-0	0-0	0	0	0	.000
Lauren Shanks	.000	19-1	2	9	0	0	0	0	0	0	.000	0	0	2	.000	0-0	1-1	0	0	0	.000
WAC Games	.000	12-0	0	5	0	0	0	0	0	0	.000	0	0	0	.000	0-0	0-0	0	0	0	.000
Janessa Gutierrez	.000	1-0	0	0	0	0	0	0	0	0	.000	0	0	0	.000	0-0	0-0	2	17	4	.826
WAC Games	.000	1-0	0	0	0	0	0	0	0	0	.000	0	0	0	.000	0-0	0-0	0	4	1	.800
Totals	.254	54-54	1423	202	361	69	3	22	176	502	.353	170	16	261	.338	10-9	35-44	1045	439	77	.951
WAC Games	.242	21-21	538	71	130	31	2	8	59	189	.351	57	4	90	.318	1-4	1-4	400	152	27	.953
Opponents	.326	54-54	1493	303	486	76	8	45	279	713	.478	156	28	171	.396	16-27	28-51	1067	416	77	.951
WAC Games	.338	21-21	589	132	199	33	3	22	122	304	.516	70	12	62	.416	4-8	16-20	413	168	28	.954

LOB - Team (365), Opp (375). DPs turned - Team (24), Opp (28). CI - Team (0), Opp (3). IBB - Team (1), Freitas 1. Picked off - Coenen 1.
WAC Games - LOB - Team (120), Opp (151). DPs turned - Team (17), Opp (18).

2011 Final Statistics

Pitching

Player	ERA	W-L	APP	GS	CG	SHO	CBO	SV	IP	H	R	ER	BB	SO	2B	3B	HR	AB	B/Avg	WP	HBP	BK
Elyssa Fox	4.48	5-15	28	20	6	1	0	0	101.2	131	80	65	38	73	24	3	18	426	.308	7	6	0
WAC Games	4.54	2-6	13	9	2	0	0	0	41.2	57	31	27	14	29	9	1	11	180	.317	2	1	0
Jennier Ames	4.51	7-16	27	25	11	1	0	2	142.2	203	115	92	63	58	28	2	9	615	.330	16	4	0
WAC Games	7.21	2-9	11	11	3	0	0	0	54.1	93	66	56	34	20	15	0	7	253	.368	2	1	0
Janessa Gutierrez	5.04	5-4	25	5	1	0	0	0	58.1	88	60	42	29	22	12	1	10	265	.332	4	6	1
WAC Games	4.47	1-1	6	0	0	0	0	0	15.2	17	10	10	8	6	1	1	66	.258	0	1	0	

Alex Molina	5.82	2-0	21	4	1	1	0	1	45.2	64	48	38	26	18	12	2	8	187	.342	4	12	0
WAC Games	5.49	0-0	12	1	0	0	0	1	21.2	32	25	17	14	7	8	1	3	90	.356	0	9	0
Totals	4.76	19-35	54	54	19	3	0	3	348.1	486	303	237	156	171	76	8	451	493	.326	31	28	1
WAC Games	5.78	5-16	21	21	5	0	0	1	133.1	199	132	110	70	62	33	3	22	589	.338	4	12	0
Opponents	2.87	35-19	54	54	24	6	1	4	355.2	361	202	146	170	261	69	3	221	423	.254	31	16	6
WAC Games	2.34	16-5	21	21	12	3	0	1	137.2	130	71	46	57	90	31	2	8	538	.242	3	4	2

PB - Team (4), Schatz 3, Garcia, J. 1, Opp (10).
 Pickoffs - Team (0), Opp (1). SBA/ATT - Ames (13-26), Garcia, J. (11-24), Schatz (13-20), Fox (5-9), Gutierrez (3-8), Molina (7-8), Morentin (2-3), Lopez, B. (2-2).

WAC Games - PB - Team (2), Schatz 2, Opp (2). SBA/ATT - Schatz (10-12), Ames (6-9), Molina (6-6), Garcia, J. (4-5), Morentin (2-3), Fox (3-3), Gutierrez (1-2).

Fielding Percentage

Player	C	PO	A	E	FLD%	DPS	SBA	CSB	SBA%	PB	CI
Markesha Collins	33	33	0	0	1.000	0	0	0	-	0	0
WAC Games	12	12	0	0	1.000	0	0	0	-	0	0
Nikki Chapman	22	22	0	0	1.000	0	0	0	-	0	0
Kailey Mertz	16	11	5	0	1.000	1	0	0	-	0	0
WAC Games	0	0	0	0	.000	0	0	0	-	0	0
Alex Molina	11	3	8	0	1.000	1	7	1	.875	0	0
WAC Games	5	1	4	0	1.000	1	6	0	1.000	0	0
Dorothy Morentin	7	6	1	0	1.000	0	2	1	.667	0	0
WAC Games	4	3	1	0	1.000	0	2	1	.667	0	0
Jessica Garcia	133	92	40	1	.992	4	11	13	.458	1	0
WAC Games	24	21	3	0	1.000	2	4	1	.800	0	0
Alex Stange	357	333	20	4	.989	18	0	0	-	0	0
WAC Games	140	130	8	2	.986	14	0	0	-	0	0
Britney Helm	85	79	5	1	.988	1	0	0	-	0	0
WAC Games	48	45	3	0	1.000	1	0	0	-	0	0
Amanda Schatz	161	140	17	4	.975	2	13	7	.650	3	0
WAC Games	76	68	5	3	.961	1	10	2	.833	2	0
Sadie Coenen	27	25	1	1	.963	0	0	0	-	0	0
WAC Games	10	9	0	1	.900	0	0	0	-	0	0
Stephanie Ziemann	39	34	3	2	.949	0	0	0	-	0	0
WAC Games	4	4	0	0	1.000	0	0	0	-	0	0
Cheryl Freitas	96	56	35	5	.948	7	0	0	-	0	0
WAC Games	59	39	19	1	.983	6	0	0	-	0	0
Jennifer Ames	49	4	42	3	.939	0	13	13	.500	0	0
WAC Games	15	0	14	1	.933	0	6	3	.667	0	0
Annica Wolfe	138	38	91	9	.935	5	0	0	-	0	0
WAC Games	53	14	36	3	.943	3	0	0	-	0	0
Jacqueline Zepeda	132	56	64	12	.909	5	0	0	-	0	0
WAC Games	53	23	25	5	.906	4	0	0	-	0	0
Breanna Lopez	10	9	0	1	.900	0	2	0	1.000	0	0
WAC Games	2	1	0	1	.500	0	0	0	-	0	0
BranDee Garcia	209	101	83	25	.880	6	0	0	-	0	0
WAC Games	66	29	28	9	.864	4	0	0	-	0	0
Janessa Gutierrez	23	2	17	4	.826	0	3	5	.375	0	0
WAC Games	5	0	4	1	.800	0	1	1	.500	0	0
Elyssa Fox	13	1	7	5	.615	0	5	4	.556	0	0
WAC Games	3	1	2	0	1.000	0	3	0	1.000	0	0
Cristina Menjivar	0	0	0	0	.000	0	0	0	-	0	0
WAC Games	0	0	0	0	.000	0	0	0	-	0	0
Brianna Yray	0	0	0	0	.000	0	0	0	-	0	0
WAC Games	0	0	0	0	.000	0	0	0	-	0	0
Lauren Shanks	0	0	0	0	.000	0	0	0	-	0	0
WAC Games	0	0	0	0	.000	0	0	0	-	0	0
Totals	1561	1045	439	77	.951	24	28	23	.549	4	0
WAC Games	579	400	152	27	.953	17	16	4	.800	2	0
Opponents	1560	1067	416	77	.951	28	35	9	.795	10	3
WAC Games	609	413	168	28	.954	18	1	3	.250	2	0

2011 Final Results

Date	Opponent	Score	r-h-e/r-h-e	Inns	Overall	WAC	Pitcher	Att.	Time
!Feb 10, 2011	vs Ole Miss	W 3-2	3-5-1/2-8-1	7	1-0-0	0-0-0	Ames (W 1-0)	83	2:05
!Feb 11, 2011	vsCal State Northridge	L 8-9	8-11-1/9-11-1	7	1-1-0	0-0-0	Fox (L 0-1)	112	2:27
!Feb 11, 2011	vsNebraska	L 3-7	3-4-2/7-12-0	7	1-2-0	0-0-0	Ames (L 1-1)	87	2:23
!Feb 12, 2011	vsAppalachian State	W 4-3	4-9-1/3-6-0	7	2-2-0	0-0-0	Gutierrez (W 1-0)	68	1:41
!Feb 12, 2011	vsPortland State	L 3-5	3-4-4/5-13-1	7	2-3-0	0-0-0	Ames (L 1-2)	110	2:57
!Feb 13, 2011	at Arizona State	L 3-11	3-3-4/11-14-1	5	2-4-0	0-0-0	Fox (L 0-2)	990	1:43
Feb 18, 2011	at CSU Bakersfield	W 3-1	3-3-2/1-4-2	7	3-4-0	0-0-0	Ames (W 2-2)	-	1:49
Feb 18, 2011	at CSU Bakersfield	W 3-1	3-7-2/1-7-2	7	4-4-0	0-0-0	Fox (W 1-2)	87	1:51
Feb 19, 2011	at CSU Bakersfield	W 6-2	6-11-1/2-10-1	7	5-4-0	0-0-0	Gutierrez (W 2-0)	-	1:55
Feb 19, 2011	at CSU Bakersfield	W 8-0	8-13-0/0-3-1	7	6-4-0	0-0-0	Molina (W 1-0)	126	1:32
Feb 20, 2011	SANTA CLARA	W 2-1	2-8-0/1-3-1	7	7-4-0	0-0-0	Ames (W 3-2)	-	1:28
Feb 20, 2011	SANTA CLARA	W 8-0	8-11-0/0-3-3	5	8-4-0	0-0-0	Fox (W 2-2)	185	1:18
#Feb 26, 2011	vsOregon	L 0-8	0-1-2/8-6-0	5	8-5-0	0-0-0	Ames (L 3-3)	324	1:40
#Feb 27, 2011	vsOregon	L 0-6	0-3-3/6-7-2	7	8-6-0	0-0-0	Fox (L 2-3)	278	1:58
#Feb 27, 2011	at Pacific Tigers	L 9-12	9-11-3/12-15-3	7	8-7-0	0-0-0	Gutierrez (L 2-1)	437	2:25
\$Mar 04, 2011	vsBradley	L 1-3	1-7-0/3-7-1	7	8-8-0	0-0-0	Ames (L 3-4)	88	2:00
\$Mar 04, 2011	vsKansas	L 1-3	1-5-0/3-5-0	7	8-9-0	0-0-0	Fox (L 2-4)	98	1:28
\$Mar 05, 2011	vsSan Diego	W 5-0	5-9-0/0-7-0	7	9-9-0	0-0-0	Ames (W 4-4)	104	1:55
\$Mar 05, 2011	vsTroy	L 9-14	9-11-4/14-15-0	7	9-10-0	0-0-0	Gutierrez (L 2-2)	112	2:25
\$Mar 06, 2011	at UNLV	L 2-3	2-7-1/3-8-3	(8)	9-11-0	0-0-0	Fox (L 2-5)	416	1:51
%Mar 11, 2011	vsUC Davis	L 2-6	2-3-1/6-11-2	7	9-12-0	0-0-0	Ames (L 4-5)	108	1:37
%Mar 12, 2011	vsAlbany	W 3-2	3-6-2/2-3-2	7	10-12-0	0-0-0	Fox (W 3-5)	143	1:40
%Mar 12, 2011	at Santa Clara	W 14-1	14-14-0/1-3-4	5	11-12-0	0-0-0	Molina (W 2-0)	152	1:58
%Mar 13, 2011	vsUC Davis	L 3-4	3-7-4/4-9-0	(9)	11-13-0	0-0-0	Ames (L 4-6)	135	2:17
Mar 16, 2011	NEW MEXICO	W 3-1	3-6-1/1-6-2	7	12-13-0	0-0-0	Ames (W 5-6)	-	1:45
Mar 16, 2011	NEW MEXICO	L 0-10	0-1-4/10-12-0	6	12-14-0	0-0-0	Fox (L 3-6)	135	1:20
^Mar 19, 2011	vsArizona	L 6-14	6-12-1/14-16-2	6	12-15-0	0-0-0	Fox (L 3-7)	102	
^Mar 19, 2011	vsIllinois	L 2-14	2-4-2/14-15-3	7	12-16-0	0-0-0	Ames (L 5-7)	114	2:41
^Mar 20, 2011	vsPacific Tigers	L 3-11	3-5-1/11-15-1	5	12-17-0	0-0-0	Fox (L 3-8)	47	1:55
Mar 22, 2011	IDAHO STATE	W 4-3	4-8-1/3-6-4	7	13-17-0	0-0-0	Gutierrez (W 2-2)	-	1:45
Mar 22, 2011	IDAHO STATE	L 4-7	4-10-1/7-12-3	7	13-18-0	0-0-0	Fox (L 3-9)	88	2:02
*Mar 25, 2011	at New Mexico State	L 6-7	6-5-0/7-16-5	(8)	13-19-0	0-1-0	Ames (L 5-8)	200	2:20
*Mar 26, 2011	at New Mexico State	L 0-9	0-1-0/9-10-1	5	13-20-0	0-2-0	Fox (L 3-10)	-	1:29
*Mar 26, 2011	at New Mexico State	L 9-18	9-11-3/18-12-1	5	13-21-0	0-3-0	Ames (L 5-9)	132	2:07
*Apr 01, 2011	BOISE STATE	W 5-3	5-10-2/3-2-0	7	14-21-0	1-3-0	Ames (W 6-9)	154	1:54
*Apr 02, 2011	BOISE STATE	L 1-12	1-4-1/12-15-0	6	14-22-0	1-4-0	Fox (L 3-11)	-	2:07
*Apr 02, 2011	BOISE STATE	L 1-12	1-5-2/12-15-1	7	14-23-0	1-5-0	Ames (L 6-10)	233	2:16
Apr 06, 2011	UC DAVIS	W 5-4	5-7-1/4-9-3	7	15-23-0	1-5-0	Gutierrez (W 4-2)	123	2:13
*Apr 08, 2011	UTAH STATE	L 6-9	6-8-3/9-16-1	7	15-24-0	1-6-0	Ames (L 6-11)	148	2:11
*Apr 09, 2011	UTAH STATE	L 2-5	2-8-2/5-11-0	7	15-25-0	1-7-0	Ames (L 6-12)	-	2:00
*Apr 09, 2011	UTAH STATE	W 8-4	8-8-1/4-12-5	7	16-25-0	2-7-0	Fox (W 4-11)	318	2:23
Apr 12, 2011	at Stanford	L 1-3	1-5-0/3-6-0	7	16-26-0	2-7-0	Gutierrez (L 4-3)	245	1:39
*Apr 15, 2011	at Fresno State	L 2-4	2-3-3/4-8-0	7	16-27-0	2-8-0	Ames (L 6-13)	949	1:46
*Apr 16, 2011	at Fresno State	L 1-2	1-6-2/2-11-1	(9)	16-28-0	2-9-0	Gutierrez (L 4-4)	-	2:20
*Apr 16, 2011	at Fresno State	L 1-6	1-3-1/6-9-1	7	16-29-0	2-10-0	Ames (L 6-14)	1248	1:28
*Apr 22, 2011	NEVADA	L 5-8	5-10-3/8-10-1	7	16-30-0	2-11-0	Ames (L 6-15)	127	1:51
*Apr 23, 2011	NEVADA	L 0-1	0-5-0/1-6-0	7	16-31-0	2-12-0	Fox (L 4-12)	-	1:23
*Apr 23, 2011	NEVADA	W 12-4	12-15-1/4-4-3	6	17-31-0	3-12-0	Gutierrez (W 5-4)	174	1:25
*Apr 29, 2011	at Louisiana Tech	L 1-2	1-3-0/2-7-0	7	17-32-0	3-13-0	Fox (L 4-13)	315	1:45
*Apr 30, 2011	at Louisiana Tech	W 4-1	4-5-1/1-6-5	7	18-32-0	4-13-0	Ames (W 7-15)	-	2:00
*Apr 30, 2011	at Louisiana Tech	W 5-3	5-11-1/3-4-0	7	19-32-0	5-13-0	Fox (W 5-13)	676	1:55
*May 06, 2011	HAWAII	L 0-8	0-2-0/8-8-2	5	19-33-0	5-14-0	Fox (L 5-14)	204	1:22
*May 07, 2011	HAWAII	L 1-11	1-2-1/11-11-1	5	19-34-0	5-15-0	Ames (L 7-16)	-	1:35
*May 07, 2011	HAWAII	L 1-3	1-5-0/3-6-0	7	19-35-0	5-16-0	Fox (L 5-15)	334	1:34

* = WAC game

! = Kajikawa Classic, Tempe, Ariz.

= Libby Matson Invitational, Stockton, Calif.

\$ = Eller Media Stadium Classic, Las Vegas, Nev.

% = Santa Clara Bronco Invitational, Hayward, Calif.

^ = Judi Garman Tournament, Fullerton, Calif.

() extra inning game



Record Book

Deanna Mauer holds the single-game strikeout record with 15 against Saint Mary's in 2008. She was tragically killed in an automobile accident in 2011, and the patio in left field was dedicated to honor in March of 2012.

All-Time Roster

Julianne Aiello 2009-10
 Candice Akin 1999-2003
 Christine Akin 2000-01
 Lindsey Allen 2004-05
 Jennifer Ames 2008, 10-11
 Shannon Anderson 2002-05
 Gina Aning 1986
 Jana Arde 2002-05
 Laurie Arvin 1988
 Alanna Aweau 2008
 Rosalind Badger 1989-91
 Denise Bailey 1993-95
 Mallory Bair 2009-10
 Becca Baldrige 1999, 01-03
 Kristy Ballinger 2004-06
 Amber Barnes 1998
 Elisa Barrios 2002-05
 Roxanne Bejarano 2007-08
 Julie Bent 1990
 Kim Bentley 1999-2000
 Lynn Boskie 1987
 Andrea Bott 2009-10
 Holly Brink 1992-95
 Dannielle Brown 2006-08, 10
 Joyce Brune 1988
 Sharon (Cafini) Neihoff 1987-90
 Kat Castro 2005
 Vanessa Chagoya 2006-09
 Kelly Clark 1992-95
 Tara Clark 1997
 Sadie Coenen 2011
 Markesha Collins 2010-11
 Kelly Conrardy 1987
 Jenny Cook 1990-93
 Anita Connor 1998
 Tiffany Cornelius 1987-90
 Sarah Coughlin 1995-98
 Tanisha Crawford 2003, 05-06
 Shelby Cromer 1996-97
 Peggy Cuppy 1986
 Gale (Dean) Andaluz 1986-89
 Megan Delgado 2003-04
 Nikki Dequin 1998-99

Jill Dolce 1987-88
 Beckie Doremus 1994
 Patty Duke 1986
 Danielle Eakins 2003-06
 Asia Easley 1998-2001
 Jennifer Ellinger 1998
 Leann Emery 1988-91
 Christy Eustice 1987-89
 Monica Facio 2001
 Kelli Fangonilo 2008-10
 Regina Farfan 2006
 Brianna Ferguson 2002
 Sharel Fernandez 1986
 Lisa Ferrante 1986-87
 Tiffany Finlay 2002
 Krysha Fitzgerald 2009-10
 Lauren Flores 2008
 Carol Forbes 2002-05
 Kirsten Foster 1998-01
 Elyssa Fox 2009-11
 Cheryl Freitas 2010-11
 Paula Frueh 1993-94
 Shannon Galloway 1988-89
 Alexandria Galusha 2008-09
 BranDee Garcia 2010-11
 Jessica Garcia 2011
 Maya Garcia 1996-99



Katie Gomes 2000-01
 Miranda Gonzales 2002-03
 Rosie Gonzalez 1992
 Kim Green 1986-87
 Jessica Guillen 2003-06
 Janessa Gutierrez 2011
 Tina Hackett 1998
 Tara Hall 2002-03
 Dianna (Efthimos) Harrison 1986
 Kelly Harrison 2006-07
 Natasha Hawkins 2007-10
 Kayla Hayes 2008-10
 Britney Helm 2011
 Misty Henry 1991
 Dawn Hilgenberg 1986-88
 Carlie Hill 2003-06
 Erin Horiuchi 2004
 Adrienne Hull 2003-05
 Kasey Igarta 2005-08
 Jaclyn Imhof 2010
 Yolanda Inda 1997-98
 Michelle Irvine 1986
 Lindsay Jarrell 1995-98
 Jackie Jimenez 2000-01
 Alicia Johnson 1998
 Kim Johnson 1990-92
 Kara Kanney 1996-98, 00

All-Time Roster

Ariana Kechriotis.....	1996-99	Cindy Oliver.....	1992-93	Heather Sindlinger.....	2000-01
Michelle Kelley.....	2004-05	Morgan Otto.....	2009-10	Sarah Smith.....	2005-08
Monique Kelley.....	2004-05	Elizabeth Perez.....	2007-08	Roxanne Staniorski.....	2000-01
Karla Knicely.....	1992	Amy Phillips.....	1994-95	Alex Stange.....	2009-11
Shannon Krein.....	2007	Nicole Phillips.....	1999	Laura Stankovich.....	1991-92
Justine Kunkel.....	2007	Dena Pitts.....	1994	Darcy Stapley.....	1989-92
Annissa Lagos.....	2008	Cami Pogue.....	1986-88	Alyssa Sulay.....	2007-10
Angie (Laolagi) McCraig.....	1987-89	Jena Porto.....	1995-96	Sarah Taniyama.....	2008-09
Christine Lavery.....	2003	Amanda Pridmore.....	2009-10	Jackie Tawney.....	1991-94
Courtney Lewis.....	2003-07	Valeri Quintero.....	1994-97	Jill Tawney.....	1994-97
Lindsay Lewis.....	1996-99	Sabrina Quintero.....	1997-99, 01	Sarah Taylor.....	2006-10
Paula Lewis.....	1989-92	Megan Rabin.....	1996	Jennifer Tyler.....	1999-2000
Corina Lilly.....	1994-98	Veronica Ramos.....	2000-03	Jen Vandenberg.....	1994-95
Dianna Lilly.....	1999-02	Brooke Reed.....	2000	Vivian Villa.....	1993-94
Breanna Lopez.....	2009-11	Tracy Reed.....	1995	Ashley Wagner.....	2008
Heather Lopez.....	2003-05	Karlie Reiss.....	2001-02	Lisa Wagner.....	1986
Tracy Lopez.....	1991-92	Janice Richner.....	1988-91	Trina (Walsh) Harvey.....	1990-93
Ursula Lopez.....	2009-10	Becky Roark.....	2004	Amy Walter.....	2000-01
Nicole Luna-Pickens.....	2006-07	Tina Roberts.....	1988-89	Lisa Wehren.....	1990-93
Lorena Martinez.....	2005-07	Elizabeth Robertson.....	2007-09	Nicole Wells.....	2008-09
Pat Martinez.....	1993-96	Tami Rudd.....	1988-91	Jennifer Whelen.....	1997
Tomiko Matsuno.....	2007	Victoria Ruelas.....	1995-97	Devyn Whitcanack.....	1998-99
Deanna Maurer.....	2008-09	Gina Saldaña.....	2000-01	Mandy Winkley.....	2006-07
Ali McCargo.....	1986	Marissa Sandez.....	2003	Chyrstal Wise.....	2004-06
Kelli McCollister.....	2003-04	Amanda Schatz.....	2009, 11	Annica Wolfe.....	2011
Brittany McConnell.....	2006-08, 10	Lauren Shanks.....	2009-11	Noleana Woodard.....	1989-93
Jen McMillen.....	1992-94	Suzy Sheets.....	1987-88	Mitzi Zenger.....	1990-93
Stefanie McMinn.....	2002-03			Niki Zenger.....	1998
Becky Mendez.....	1999-00			Jacqueline Zepeda.....	2011
Stephanie Mendoza.....	1988-90			Stephanie Ziemann.....	2010-11
Jane Meneses.....	1989-90				
Kristine Miles.....	2006-07				
Stephanie Miran.....	2003				
Alex Molina.....	2011				
Michelle Morga.....	1996-99				
Heather Morgan.....	2003				
Laurie Morgenthal.....	1988				
Tricia Morse.....	1993-94				
Kelli Moulden.....	1986-89				
Alissa Murphy.....	2008-09				
Chris (Berti) Nestor.....	1986-87				
Michelle Newbold.....	2004-05				
Janielle Nickles.....	2005				
Nicole Nunes.....	1997				



Spartan Honors

ALL-AMERICA

1992	Jackie Tawney, 3B, Third Team
1992	Noleana Woodard, OF, Third Team
1990	Sharon Cafini, OF, Third Team

GTE/CoSIDA ACADEMIC ALL-AMERICA

1991	Roz Rios, 2B, Third Team
1990	Roz Rios, 2B, Second Team

CoSIDA ACADEMIC ALL-DISTRICT

2007	Kelly Harrison, P, Second Team
2006	Courtney Lewis, UT, First Team Carlie Hill, INF, Second Team
2003	Tara Hall, 2B
1997	Victoria Ruelas, 3B
1991	Roz Rios, 2B
1990	Roz Rios, 2B

NSCA ACADEMIC ALL-AMERICA

1993	Lisa Wehren, P
1991	Roz Rios, 2B Lisa Wehren, P Jenny Cook, OF Tami Rudd, C

ACADEMIC All-WAC

2011	Cheryl Freitas, INF BranDee Garcia, INF/OF Jessica Garcia, C/OF Janessa Gutierrez, P Breanna Lopez, DP
2010	Julianne Aiello, INF Cheryl Freitas, INF/OF BranDee Garcia, INF/OF Breanna Lopez, C/DP Amanda Pridmore, P Lauren Shanks, OF
2009	Julianne Aiello, INF Andrea Bott, OF Kayla Hayes, OF Breanna Lopez, C Amanda Pridmore, P Alyssa Murphy, OF
2008	Kayla Hayes, OF Roxanne Bejarano, P Kasey Igarta, INF
2007	Roxanne Bejarano, P Kelly Harrison, P

2005

Kasey Igarta, INF
Kristine Miles, INF
Elizabeth Robertson, INF
Mandy Winkley, UT
Kristy Ballinger, INF
Elisa Barrios, OF
Monique Kelley, C
Courtney Lewis, OF
Michelle Newbold, 2B

2004

Elisa Barrios, OF
Monique Kelley, C
Courtney Lewis, OF

2003

Elisa Barrios, OF
Tara Hall, 2B
Courtney Lewis, OF

2002

Elisa Barrios, OF
Brianne Ferguson, P
Tara Hall, 2B
Dianna Lilly, 1B

2001

Dianna Lilly, 1B

2000

Kim Bentley, OF

1999

Dianna Lilly, INF
Kim Bentley, OF
Nikki Dequin, OF

1998

Nikki Dequin, OF

1997

Victoria Ruelas, SS

NCAA ALL-WEST REGION

2005

Elisa Barrios, OF, First Team

1996

Pat Martinez, OF, Second Team

1995

Pat Martinez, OF, Second Team
Victoria Ruelas, 3B, Second Team

1994

Pat Martinez, OF, First Team

1993

Jackie Tawney, 3B, First Team
Noleana Woodard, OF, Second Team
Pat Martinez, OF, Second Team

1992

Jackie Tawney, 3B, First Team
Noleana Woodard, OF, First Team

1990

Sharon Cafini, OF, First Team
Darcy Stapley, OF, Second Team

1989

Janice Richner, OF, First Team
Noleana Woodard, DP, Second Team
Tiffany Cornelius, SS, Second Team
Angie Laolagi, 1B, Second Team

Spartan Honors

All-WAC

2010	Julianne Aiello, 2B, Second Team Brittany McConnell, C, Second Team
2009	Sarah Taylor, OF, Second Team
2008	Sarah Taylor, OF, Second Team
2007	Liz Perez, OF, First Team
2006	Courtney Lewis, UT, First Team Mandy Winkley, OF, Second Team Carlie Hill, 1B, Second Team At-

Large

2005	Carol Forbes, P, Second Team Elisa Barrios, OF, At-Large
2004	Carlie Hill, SS, Second Team
2003	Becca Baldrige, OF, Second Team
2002	Veronica Ramos, 3B, Second Team
2001	Veronica Ramos, 3B, Second Team Roxanne Staniorski, C, Second Team Amy Walter, UT, Second Team
2000	Jackie Jimenez, OF, First Team Kim Bentley, OF, First Team Roxanne Staniorski, C, Second Team
1998	Jen Ellinger, DP, Second Team
1997	Maya Garcia, OF, Second Team

All-BIG WEST

1996	Pat Martinez, OF, First Team Valeri Quintero, 2B, Second Team
1995	Pat Martinez, OF, Second Team
1994	Jackie Tawney, 3B, First Team Pat Martinez, OF, First Team
1993	Jackie Tawney, 3B, First Team Noleana Woodard, OF, First Team Pat Martinez, OF, Honorable Mention
1992	Jackie Tawney, 3B, First Team Noleana Woodard, OF, First Team Darcy Stapley, OF, Second Team
1991	Noleana Woodard, OF, Second Team Roz Rios, 2B, Honorable Mention
1990	Sharon Cafini, OF, First Team Trina Walsh, DP, Second Team Lisa Wehren, P, Honorable Mention
1989	Janice Richner, OF, First Team Noleana Woodard, DP, First Team Tiffany Cornelius, SS, Second Team Angie Laolagi, 1B, Second Team Gale Dean, P, Honorable Mention
1988	Tiffany Cornelius, 3B, Second Team
1987	Lisa Ferrante, OF, Second Team

WAC FRESHMAN OF THE YEAR

2000	Jackie Jimenez
------	----------------

WAC COACH OF THE YEAR

2006	Dee Dee Enabenter-Omidiji
------	---------------------------

BIG WEST COACH OF THE YEAR

1989	Kathy Strahan
------	---------------

PLAYERS OF THE WEEK

2011	Jennifer Ames – February 21
2010	Jennifer Ames – March 1 Kelli Fangonilo – March 8
2006	Kelly Harrison – February 13 Courtney Lewis – March 27 Mandy Winkley – April 10 Mandy Winkley – April 24
2005	Carol Forbes – May 16 Carlie Hill – May 16 Carol Forbes – April 11 Elisa Barrios – March 21 Carol Forbes – March 6 Carol Forbes – February 21
2003	Carol Forbes - April 7 Carol Forbes - March 17 Becca Baldrige - February 17
2002	Carol Forbes - March 11 Veronica Ramos - April 8 Brienne Ferguson - May 13
2001	Amy Walter - February 12 Veronica Ramos - March 12 Sabrina Quintero - March 19
2000	Kara Kanney - March 13 Roxanne Staniorski - February 21
1999	Nicole Phillips – March 8
1998	Corina Lilly, Kara Kanney - May 11
1995	Pat Martinez - March 27
1994	Dena Pitts, Jackie Tawney - April 11
1993	Jackie Tawney - March 30
1992	Noleana Woodard - May 11 Anne Walsh, Jackie Tawney - March 16
1991	Noleana Woodard - April 22
1990	Roz Rios - May 7 Sharon Cafini - April 30

Spartan Records

Individual Records

HITTING

GAMES PLAYED

Season 69 Four Players
Career 247 Veronica Ramos, 2000-03

BATTING AVERAGE

Season .408 Victoria Ruelas, 1997 (80 x 196)
Career .353 Victoria Ruelas, 1995-97 (195-552)

AT BATS

Game 7 Sarah Taylor, vs. Nevada, 5/2/2009
7 Sharon Cafini, vs. Long Beach State, 4/9/90
7 Darcy Stapley, vs. UNLV, 4/17/92
7 Jackie Tawney, vs. UNLV, 4/17/92
Season 221 Pat Martinez, 1994
Career 768 Pat Martinez, 1993-96

RUNS

Game 4 Courtney Lewis, vs. Louisiana Tech, 5/14/05
Season 46 Courtney Lewis, 2005
Career 117 Pat Martinez, 1993-96

HITS

Game 4 Several players
Season 83 Pat Martinez, 1994
Career 266 Pat Martinez, 1993-96

DOUBLES

Game 2 Several players
Season 17 Kelli Fangonilo, 2010
Career 42 Veronica Ramos, 2000-03

TRIPLES

Game 2 Several players
Season 12 Angie Laolagi, 1989
Career 22 Pat Martinez, 1993-96
22 Angie Laolagi, 1987-89

HOME RUNS

Game 2 Brittany McConnell, vs. N. Colorado, 2/27/2010
2 Brittany McConnell, vs. Utah State, 4/4/2008
2 Brittany McConnell, vs. New Mexico State, 4/26/2008
2 Brittany McConnell, vs. Dartmouth, 3/4/2007
2 Jessica Guillen, vs. Fresno State, 5/5/2006
2 Kara Kanney, vs. Santa Clara, 4/6/2000
2 Kara Kanney, vs. San Francisco State, 2/15/2000
2 Anita Connor, vs. Saint Mary's, 4/28/98
2 Sharon Cafini, vs. USF, 3/4/88
Season 13 Brittany McConnell, 2008
Career 27 Brittany McConnell, 2006-09
27 Kara Kanney, 1996-00

RUNS BATTED IN

Game 8 Brittany McConnell, vs. New Mexico St., 4/26/2008
Season 51 Brittany McConnell, 2008
Career 119 Brittany McConnell, 2006-09

STOLEN BASES

Game 3 Six players
Season 30 Noleana Woodard, 1989
Career 80 Noleana Woodard, 1989-93

SACRIFICES

Game 3 Jill Tawney, vs. UNLV, 4/3/96
3 Christy Eustice, vs. Cal Poly SLO, 2/27/88
3 Holly Brink, vs. Santa Clara, 2/26/95
Season 24 Rosalind Badger, 1989
Career 57 Michelle Morga, 1996-99

WALKS

Game 4 Natasha Hawkins, vs. Louisiana Tech, 5/12/2010
Season 30 Brittany McConnell, 2010; Kasey Igarta, 2007
Career 80 Kara Kanney, 1996-2000

STRIKEOUTS

Game 4 Rosie Gonzalez, vs. Sacramento State, 4/15/92

EXTRA-BASE HITS

Game 3 Brittany McConnell, vs. Utah St., 4/4/08 (2-HR, 1-2B)
3 Courtney Lewis, vs. Saint Mary's, 2/10/06 (2-2B, 1-3B)
3 Pat Martinez, vs. CS Fullerton, 4/7/95 (2-2B, 1-HR)
3 Angie Laolagi, vs. Fresno St., 5/4/87 (2-2B, 1-3B)

PITCHING

EARNED RUN AVERAGE

Season 0.77 Gale Dean, 1988
Career 1.15 Anne Walsh, 1992
1.18 Gale Dean, 1986-89

WINS

Season 25 Carol Forbes, 2005
Career 56 Corina Lilly, 1994-98

SAVES

Season 5 Carol Forbes, 2005
5 Courtney Lewis, 2003
Career 8 Carol Forbes, 2002-05

SHUTOUTS

Season 13 Carol Forbes, 2005
Career 28 Carol Forbes, 2002-05

COMPLETE GAMES

Season 34 Carol Forbes, 2005
Career 94 Gale Dean, 1986-89

INNINGS PITCHED

Game 14 Amanda Pridmore, 2009
Season 283.1 Carol Forbes, 2005
Career 935.1 Carol Forbes, 2002-05

STRIKEOUTS

Game 15 Deanna Mauer, vs. Saint Mary's, 2/23/08
Season 230 Carol Forbes, 2005
Career 644 Carol Forbes, 2002-05

Spartan Records

NO-HITTERS

Season	2	Courtney Lewis, vs. Grambling, 6-0, 2005
		Courtney Lewis, vs. St. Francis, 9-0, 2005
	1	Carol Forbes, vs. Louisiana Tech, 4-0, 2005
	1	Kat Castro, vs. Grambling, 6-0, 2005
	1	Carol Forbes, vs. Menlo, 9-0, 2003
	1	Amy Phillips, vs. Stanford, 16-0, 1994
	1	Trina Walsh, vs. Stanford, 10-0, 1992
	1	Dawn Hilgenberg, vs. S.F. State, 3-0, 1986
	1	Gale Dean, vs. Chico State, 3-0, 1987
	1	Leann Emery, vs. St. Mary's, 10-0, 1991
	1	Mitzi Zenger, vs. Stanford, 19-0, 1993
Career	2	Carol Forbes, 2002-05
	2	Courtney Lewis, 2003-05

PERFECT GAME

Season & Career	1	Carol Forbes, vs. Louisiana Tech, 4-0, Feb. 18, 2005
-----------------	---	---

Team Records

HITTING

Games	69, 2002, 1994
Wins	36, 1989, 2005
Losses	47, 1999
Winning Percentage	.590 (36-25), 2005
Winning Streak	11 (Feb. 26-Mar. 15, 1992)
Losing Streak	13 (4/01-2/02)
Longest Game (time)	3:32, vs. UNLV, April 17, 1992
Longest Game (innings)	15, vs. UNLV, April 17, 1992
Hitting Streak	17 games, Pat Martinez, 1995 season
Batting Average	.284, 2010
Slugging Percentage	.417, 2010
On Base Percentage	.371, 2010
At Bats	1,757, 1994

Single Game Records

HITTING

At-Bats	54, vs. UNLV, 4/17/92
Runs	16, vs. Northern Colorado, 2/27/10; vs. Stanford, 2/13/94
Hits	18, vs. Oregon, 3/26/86
Runs Batted In	16, vs. Northern Colorado, 2/27/10
Doubles	5, vs. Northern Colorado, 2/13/10; vs. Seattle, 2/13/10; vs. Grambling State, 2/17/05; vs. Illinois-Chicago, 3/23/04; vs. San Francisco State, 2/6/02; vs. Portland State, 4/15/2000, vs. California, 2/2/97
Triples	4, vs. Oregon, 3/26/86, vs. Cal Poly SLO, 2/27/88 vs. Stanford, 4/14/93, vs. Tulsa, 5/10/97
Home Runs	4, vs. Saint Mary's, 3/13/10; vs. New Mexico State, 4/26/08 vs. Utah State, 4/4/08, vs. San Francisco State, 2/15/2000
Walks	11, vs. Utah State, 4/5/08
Strikeouts	16, vs. Iowa, 3/11/07
Stolen Bases	8, Delaware, 2/26/05
Sacrifices	6, vs. Central Michigan, 3/17/89; vs. Cal Poly SLO, 2/27/88 vs. Texas Tech, 3/18/98
Extra-base hits	8, vs. Utah State, 4/4/08

www.sjsuspartans.com

Runs	304, 2010
Hits	475, 1994
Doubles	88, 2010
Triples	33, 1986
Home Runs	38, 2010
Runs Batted In	263, 2010
Total Bases	685, 2010
Walks	206, 2010
Hit By Pitch	30, 2010
Stolen Bases	78, 1993 & 2010
Sacrifices	105, 1988

PITCHING

Earned Run Average	1.08, 1992
Wins	36, 1989, 2005
Saves	6, 2001, 2003 & 2005
Complete Games	53, 1987
Shutouts	22, 2005
Innings Pitched	463.2, 2002
Strikeouts	316, 2008
Wild Pitches	65, 1999
No-Hitters	3, 2005
Perfect Game	1, 2005

FIELDING

Fielding Percentage	.968, 2001
Chances	2190, 1989
Putouts	1391, 2002
Assists	765, 1989
Errors	115, 1989
Double Plays Turned	28, 1990
Passed Balls	23, 1997

PITCHING

Innings pitched	15, vs. UNLV, 4/17/92
Batters struckout	15, vs. Saint Mary's, 2/23/08



Single Season Leaders

BATTING AVG (min. 2 AB/team game)

1.	.408	Victoria Ruelas	1997
2.	.390	Elisa Barrios	2005
3.	.380	Courtney Lewis	2005
4.	.376	Pat Martinez	1994
5.	.364	Kelli Fangonilo	2010
6.	.358	Pat Martinez	1996
7.	.354	Liz Perez	2007
8.	.348	Julianne Aiello	2010
	.348	Victoria Ruelas	1995
10.	.345	Noleana Woodard	1989

SLUGGING PERCENTAGE

1.	.605	Elisa Barrios	2005
2.	.602	Kara Kanney	2000
3.	.575	Brittany McConnell	2008
4.	.572	Kelli Fangonilo	2010
5.	.566	Victoria Ruelas	1997
6.	.553	Anita Connor	1998
7.	.545	Kara Kanney	1998
8.	.541	Pat Martinez	1996
9.	.536	Brittany McConnell	2010
10.	.525	Pat Martinez	1994

ON-BASE PERCENTAGE

1.	.443	Liz Perez	2007
2.	.434	Kelli Fangonilo	2010
3.	.431	Victoria Ruelas	1997
4.	.424	Pat Martinez	1996
5.	.420	Courtney Lewis	2005
6.	.419	Kara Kanney	2000
7.	.416	Natasha Hawkins	2010
8.	.414	Juliann Aiello	2010
	.414	Brittany McConnell	2010
10.	.410	Pat Martinez	1994

GAMES PLAYED

1.	69	Elisa Barrios	2002
	69	Jackie Tawney	1994
	69	Pat Martinez	1994
	69	Kelly Clark	1994
5.	68	Karlie Reiss	2002
	68	Tricia Morse	1994
	68	Holly Brink	1994
8.	67	Dianna Lilly	2002
	67	Becca Baldrige	2001
	67	Katie Gomes	2001
	67	Roxanne Staniorski	2001
	67	Denise Bailey	1994

AT BATS

1.	221	Pat Martinez	1994
2.	219	Pat Martinez	1995
3.	213	Jackie Tawney	1994
4.	212	Valeri Quintero	1995
5.	210	Darcy Stapley	1990
6.	208	Sarah Taylor	2008
7.	206	Noleana Woodard	1989
8.	205	Courtney Lewis	2005
	205	Becca Baldrige	2002
10.	204	Valeri Quintero	1997

RUNS

1.	46	Courtney Lewis	2005
2.	44	Kelli Fangonilo	2010
	44	Alyssa Sulay	2010
4.	43	Noleana Woodard	1989
5.	42	Kelli Fangonilo	2008
	42	Valeri Quintero	1997
7.	41	Sarah Taylor	2008
8.	40	Liz Perez	2008
	40	Elisa Barrios	2005
10.	39	Valeri Quintero	1996

HITS

1.	83	Pat Martinez	1994
2.	80	Victoria Ruelas	1997
3.	78	Courtney Lewis	2005
4.	76	Elisa Barrios	2005
5.	72	Pat Martinez	1995
6.	71	Noleana Woodard	1989
7.	70	Victoria Ruelas	1995
	70	Jackie Tawney	1994
9.	68	Kelli Fangonilo	2010
10.	66	Roz Rios	1990

RUNS BATTED IN

1.	51	Brittany McConnell	2008
2.	47	Brittany McConnell	2010
3.	42	Victoria Ruelas	1997
4.	39	Elisa Barrios	2005
5.	37	Carlie Hill	2005
6.	36	Pat Martinez	1996
7.	34	Kelli Fangonilo	2008
	34	Brittany McConnell	2007
9.	33	Sarah Taylor	2008
10.	32	Kayla Hayes	2008

DOUBLES

1.	17	Kelli Fangonilo	2010
2.	16	Elisa Barrios	2005
3.	14	Veronica Ramos	2002
	14	Kara Kanney	1998
	14	Pat Martinez	1996

6.	13	Veronica Ramos	2000
7.	12	Sarah Taylor	2010
	12	Kelli Fangonilo	2009
	12	Brittany McConnell	2006
	12	Pat Martinez	1994

TRIPLES

1.	12	Angie Laolagi	1989
2.	10	Valeri Quintero	1997
3.	9	Pat Martinez	1994
	9	Lisa Ferrante	1986
5.	8	Valeri Quintero	1996
6.	7	Sarah Taylor	2009
7.	6	Jana Arde	2005
	6	Maya Garcia	1997
	6	Pat Martinez	1996
	6	Sharon Cafini	1990
	6	Angie Laolagi	1988
	6	Cami Pogue	1986

HOME RUNS

1.	13	Brittany McConnell	2008
2.	11	Kara Kanney	2000
3.	8	Brittany McConnell	2010
4.	7	Brittany McConnell	2007
	7	Mandy Winkley	2006
	7	Anita Connor	1998
7.	6	Kelli Fangonilo	2010
	6	Sarah Smith	2007
	6	Elisa Barrios	2005
	6	Jenn Ellinger	1998
	6	Kara Kanney	1998

TOTAL BASES

1.	118	Elisa Barrios	2005
2.	116	Pat Martinez	1994
3.	111	Victoria Ruelas	1997
4.	107	Kelli Fangonilo	2010
	107	Brittany McConnell	2008
6.	97	Courtney Lewis	2005
7.	95	Pat Martinez	1995
8.	93	Victoria Ruelas	1995
9.	91	Sharon Cafini	1990
10.	90	Angie Laolagi	1989

WALKS

1.	30	Brittany McConnell	2010
	30	Kasey Igarta	2007
3.	28	Kara Kanney	2000
4.	27	Britney Helm	2011
	27	Veronica Ramos	2002
6.	24	Natasha Hawkins	2010
7.	22	Kelli Fangonilo	2010
	22	Jen VanDenberg	1995

Single Season Leaders

22	Tami Rudd	1991
10.	20 Miranda Gonzales	2003
	20 Veronica Ramos	2003
	20 Amy Walter	2000
	20 Kara Kanney	1997
	20 Kelly Clark	1995
	20 Angie Laolagi	1989

HIT BY PITCH

1.	9 Kayla Hayes	2008
	9 Becca Baldrige	2001
3.	7 Kasey Igarita	2005
	7 Veronica Ramos	2003
5.	6 Ursula Lopez	2009
	6 Kelli Fangonilo	2008
	6 Dannielle Brown	2007
	6 Ariana Kechriotis	1999
	6 Noleana Woodard	1992
9.	5 Natasha Hawkins	2007
	5 Brittany McConnell	2006
	5 Danielle Eakins	2006
	5 Veronica Ramos	2002

SACRIFICES

1.	24 Roz Rios	1989
2.	21 Michelle Morga	1998
3.	20 Tiffany Cornelius	1990
4.	19 Christy Eustice	1988
	19 Roz Rios	1991
6.	18 Michelle Morga	1997
7.	17 Amy Walter	2000
	17 Jackie Tawney	1993
	17 Tiffany Cornelius	1988
10.	16 Amy Walter	2001
	16 Michelle Morga	1999
	16 Maya Garcia	1998
	16 Janice Richner	1990

STOLEN BASES

1.	30 Noleana Woodard	1989
2.	21 Alyssa Sulay	2010
	21 Noleana Woodard	1993
4.	18 Sarah Taylor	2009
	18 Elisa Barrios	2005
	18 Jackie Tawney	1994
7.	17 Liz Perez	2007
	17 Jackie Tawney	1993
	17 Darcy Stapley	1992
10.	16 Courtney Lewis	2005
	16 Valeri Quintero	1994

PITCHING

ERA (min. 100 IP)

1.	0.77 Gale Dean	1988
2.	0.80 Mitzi Zenger	1992
3.	0.94 Gale Dean	1989
4.	1.00 Lisa Wehren	1990
5.	1.02 Gale Dean	1986
6.	1.09 Lean Emery	1991
7.	1.12 Lisa Wehren	1992
	1.12 Lean Emery	1990
9.	1.15 Anne Walsh	1992
10.	1.44 Carol Forbes	2003

Lowest opponent batting avg. (min 100 IP)

1.	.026 Sabrina Quintero	1997
2.	.195 Gale Dean	1988
3.	.200 Gale Dean	1986
4.	.213 Sabrina Quintero	2001
5.	.215 Carol Forbes	2005
6.	.218 Carol Forbes	2003
7.	.222 Dawn Hilgenberg	1986
8.	.232 Courtney Lewis	2006
9.	.236 Sabrina Quintero	1999
10.	.238 Sabrina Quintero	1998

Fewest walks allowed/7 inn game (min. 75 IP)

1.	0.53 Leann Emery	1990
2.	0.63 Dawn Hilgenberg	1986
3.	0.88 Christine Akin	2000
4.	0.90 Leann Emery	1989
5.	0.91 Brooke Reed	2000
6.	0.92 Gale Dean	1986
7.	0.94 Carol Forbes	2005
8.	1.00 Carol Forbes	2004
9.	1.02 Carol Forbes	2003
10.	1.02 Tina Roberts	1988

WINS

1.	25 Carol Forbes	2005
2.	22 Gale Dean	1989
3.	19 Carol Forbes	2003
4.	18 Amanda Pridmore	2010
	18 Corina Lilly	1995
6.	15 Roxanne Bejarano	2007
	15 Carol Forbes	2002
8.	14 Corina Lilly	1994
9.	13 Deanna Mauer	2008
	13 Corina Lilly	1996
	13 Lisa Wehren	1990
	13 Leann Emery	1989

SAVES

1.	5 Carol Forbes	2005
	5 Courtney Lewis	2003
3.	4 Amanda Pridmore	2010
4.	3 Amanda Pridmore	2009
	3 Roxanne Bejarano	2007
	3 Sabrina Quintero	2001
	3 Lisa Wehren	1993
	3 Anne Walsh	1992
9.	2 Jennifer Ames	2011
	2 Kelly Harrison	2006
	2 Candice Akin	2001

APPEARANCES

1.	52 Carol Forbes	2002
2.	51 Carol Forbes	2005
3.	44 Corina Lilly	1995
4.	43 Sabrina Quintero	2001
5.	42 Carol Forbes	2003
6.	41 Deanna Mauer	2008
7.	40 Amanda Pridmore	2010
8.	39 Carol Forbes	2004
	39 Gale Dean	1989
10.	38 Amanda Pridmore	2009
	38 Roxanne Bejarano	2007
	38 Sabrina Quintero	1997

GAMES STARTED

1.	39 Carol Forbes	2005
2.	34 Gale Dean	1989
3.	33 Deanna Mauer	2008
	33 Corina Lilly	1995
5.	32 Carol Forbes	2004
	32 Carol Forbes	2002
7.	30 Amanda Pridmore	2010
	30 Brienne Ferguson	2002
9.	29 Carol Forbes	2003
	29 Gale Dean	1987

COMPLETE GAMES

1.	34 Carol Forbes	2005
2.	28 Corina Lilly	1996
	28 Corina Lilly	1995
	28 Gale Dean	1989
5.	27 Gale Dean	1987
6.	26 Dawn Hilgenberg	1987
7.	21 Roxanne Bejarano	2007
	21 Sabrina Quintero	2001
	21 Lindsay Jarrell	1996
	21 Corina Lilly	1994
	21 Gale Dean	1986

Single Season Leaders

INNINGS PITCHED

1. 283.1	Carol Forbes	2005
2. 250.1	Carol Forbes	2002
3. 237.1	Gale Dean	1989
4. 235.1	Corina Lilly	1995
5. 209.1	Gale Dean	1987
6. 207.2	Amanda Pridmore	2010
7. 205.1	Corina Lilly	1996
8. 202.2	Carol Forbes	2004
9. 200.2	Sabrina Quintero	2001
10. 199.2	Deanna Mauer	2008

STRIKEOUTS

1. 230	Carol Forbes	2005
2. 173	Deanna Mauer	2008
3. 169	Sabrina Quintero	2001
4. 158	Carol Forbes	2003
5. 151	Amanda Pridmore	2010
6. 150	Roxanne Bejarano	2007
7. 142	Sabrina Quintero	1999
8. 128	Carol Forbes	2004
128	Carol Forbes	2002
10. 113	Kelli McCollister	2003

STRIKEOUTS/7 INNINGS

1. 6.11	Sabrina Quintero	1999
2. 6.07	Deanna Mauer	2008
3. 5.98	Kelli McCollister	2003
4. 5.97	Courtney Lewis	2006
5. 5.90	Sabrina Quintero	2001
6. 5.82	Roxanne Bejarano	2008
7. 5.68	Carol Forbes	2005
8. 5.64	Roxanne Bejarano	2007
9. 5.56	Carol Forbes	2003
5.56	Anne Walsh	1992

SHUTOUTS

1. 13	Carol Forbes	2005
2. 9	Gale Dean	1990
3. 8	Corina Lilly	1994
4. 7	Carol Forbes	2003
7	Candice Akin	2001
7	Sabrina Quintero	2001
7	Corina Lilly	1995
8. 6	Carol Forbes	2002
6	Trina Walsh	1993
6	Lisa Wehren	1993
6	Lisa Wehren	1990
6	Mitzi Zenger	1992

WILD PITCHES

1. 24	Lindsay Jarrell	1996
2. 23	Asia Easley	1999
3. 22	Candice Akin	1999
4. 20	Deanna Mauer	2008
5. 18	Sabrina Quintero	1999
6. 17	Carol Forbes	2002
7. 16	Jennifer Ames	2011
16	Sabrina Quintero	1997
9. 15	Lindsay Jarrell	1995
10. 14	Kelli McCollister	2004
13	Corina Lilly	1996

MOST HIT BATTERS

1. 21	Sabrina Quintero	1999
21	Sabrina Quintero	1997
3. 17	Sabrina Quintero	2001
4. 14	Deanna Mauer	2009
14	Carol Forbes	2005
6. 12	Amanda Pridmore	2010
7. 11	Deanna Mauer	2008
11	Dena Pitts	1994
9. 10	Amanda Pridmore	2009
10	Roxanne Bejarano	2007
10	Corina Lilly	1995

NO-HITTERS

1. 2	Courtney Lewis	2005
2. 1	Carol Forbes	2005
1	Kat Castro	2005
1	Carol Forbes	2003
1	Amy Phillips	1994
1	Mitzi Zenger	1993
1	Trina Walsh	1992
1	Leann Emery	1991
1	Gale Dean	1987
1	Dawn Hilgenberg	1986

PERFECT GAME

1. 1	Carol Forbes	2005
------	--------------	------

FIELDING

PUTOUTS

1. 547	Angie Laolagi	1989
2. 525	Dianna Lilly	2002
3. 456	Jane Meneses	1990
4. 447	Denise Bailey	1994
5. 439	Angie Laolagi	1988
6. 438	Denise Bailey	1995
7. 427	Lynn Boskie	1987
8. 405	Kara Kanney	1997
9. 402	Kara Kanney	2000
10. 375	Kara Kanney	1998

ASSISTS

1. 222	Tiffany Cornelius	1990
2. 184	Jackie Tawney	1997
3. 178	Suzy Sheets	1987
4. 177	Becca Baldrige	2001
5. 168	Tracy Lopez	1991
6. 163	Victoria Ruelas	1997
163	Kelly Clark	1994
8. 162	Veronica Ramos	2002
9. 160	Amy Walter	2000
10. 157	Jackie Tawney	1994

ERRORS

1. 34	Lindsay Lewis	1996
2. 32	Lindsay Lewis	1997
3. 28	Suzy Sheets	1987
4. 27	Victoria Ruelas	1997
27	Tracy Lopez	1991
6. 26	Kelly Clark	1994
7. 25	BranDee Garcia	2011
9. 24	Sarah Taylor	2006
9. 23	Lindsay Lewis	1999
23	Lindsay Lewis	1998

MOST TRIPLE PLAYS TURNED

1. 1	Carlie Hill	2003
1	Veronica Ramos	2003

BOLDFACE indicates current players.

Career Leaders

GAMES PLAYED

1.	247	Veronica Ramos	2000-03
2.	244	Pat Martinez	1993-96
3.	240	Becca Baldrige	1999-03
	240	Valeri Quintero	1994-97
5.	235	Jackie Tawney	1991-94
6.	234	Elisa Barrios	2002-05
7.	229	Darcy Stapley	1989-92
8.	225	Kara Kanney	1996-00
	225	Lindsay Lewis	1996-99
10.	224	Brittany McConnell	2006-10

BATTING AVERAGE (min. 200 at bats)

1.	.353	Victoria Ruelas	1995-97
2.	.346	Pat Martinez	1993-96
3.	.327	Kelli Fangonilo	2008-10
4.	.323	Courtney Lewis	2003-06
5.	.313	Noleana Woodard	1989-93
6.	.312	Liz Perez	2007-08
7.	.303	Sarah Taylor	2006-10
8.	.303	Brittany McConnell	2006-10
9.	.302	Kara Kanney	1996-00
10.	.296	Valeri Quintero	1994-94

SLUGGING PERCENTAGE (min. 200 AB)

1.	.530	Brittany McConnell	2006-10
2.	.498	Kara Kanney	1996-99
3.	.484	Kelli Fangonilo	2008-10
4.	.480	Victoria Ruelas	1995-97
5.	.470	Pat Martinez	1993-96
6.	.440	Angie Laolagi	1987-89
7.	.418	Courtney Lewis	2003-06
8.	.413	Sarah Taylor	2006-10
9.	.408	Kim Bentley	1999-00
	.408	Noleana Woodard	1989-93

ON BASE PERCENTAGE (min. 200 AB)

1.	.393	Pat Martinez	1993-96
2.	.392	Kelli Fangonilo	2006-10
3.	.390	Victoria Ruelas	1995-97
4.	.387	Kara Kanney	1996-00
5.	.382	Liz Perez	2007-08
6.	.379	Brittany McConnell	2006-10
7.	.372	Noleana Woodard	1989-93
8.	.370	Courtney Lewis	2003-06
9.	.364	Kayla Hayes	2008-10
	.364	Kasey Igarta	2005-08

AT-BATS

1.	768	Pat Martinez	1993-96
2.	734	Darcy Stapley	1989-92
3.	720	Valeri Quintero	1994-97
4.	715	Jackie Tawney	1991-94
5.	687	Noleana Woodard	1989-93

6.	674	Veronica Ramos	2000-03
7.	673	Sarah Taylor	2006-10
8.	668	Elisa Barrios	2002-05
9.	651	Brittany McConnell	2006-10
10.	646	Becca Baldrige	1999-03

RUNS

1.	130	Valeri Quintero	1994-97
2.	125	Sarah Taylor	2006-10
3.	117	Pat Martinez	1993-96
	117	Kelli Fangonilo	2008-10
5.	115	Noleana Woodard	1989-93
6.	100	Darcy Stapley	1989-92
7.	98	Courtney Lewis	2003-06
8.	97	Jackie Tawney	1991-94
9.	86	Brittany McConnell	2006-10
10.	82	Elisa Barrios	2002-05

HITS

1.	266	Pat Martinez	1993-96
2.	215	Noleana Woodard	1989-93
3.	213	Valeri Quintero	1994-97
4.	205	Jackie Tawney	1991-94
5.	204	Sarah Taylor	2006-10
6.	198	Courtney Lewis	2003-06
7.	197	Brittany McConnell	2006-10
	197	Elisa Barrios	2002-05
9.	195	Victoria Ruelas	1995-97
10.	189	Darcy Stapley	1989-92

DOUBLES

1.	42	Veronica Ramos	2000-02
2.	41	Brittany McConnell	2006-10
3.	40	Kelli Fangonilo	2008-10
4.	39	Pat Martinez	1993-96
5.	35	Kara Kanney	1996-00
6.	29	Elisa Barrios	2002-05
	29	Victoria Ruelas	1995-97
8.	28	Jackie Tawney	1991-94
9.	27	Maya Garcia	1996-99
10.	26	Courtney Lewis	2003-06

TRIPLES

1.	22	Pat Martinez	1993-96
	22	Angie Laolagi	1987-89
3.	19	Valeri Quintero	1994-97
4.	16	Sharon Cafini	1987-90
5.	15	Sarah Taylor	2006-09
6.	14	Maya Garcia	1996-99
7.	13	Courtney Lewis	2003-06
8.	12	Jen McMillen	1992-948
	12	Tiffany Cornelius	1987-90
10.	11	Lisa Ferrante	1986-87

HOME RUNS

1.	35	Brittany McConnell	2006-10
2.	27	Kara Kanney	1996-00
3.	14	Sarah Smith	2005-08
4.	10	Kelli Fangonilo	2008-10
	10	Noleana Woodard	1989-93
6.	9	Jessica Guillen	2003-06
	9	Carlie Hill	2003-06
	9	Maya Garcia	1996-99
	9	Victoria Ruelas	1995-97
10.	8	Veronica Ramos	2000-03
	8	Lindsay Lewis	1996-99

RUNS BATTED IN

1.	166	Brittany McConnell	2006-10
2.	116	Kara Kanney	1996-00
3.	92	Victoria Ruelas	1995-97
4.	88	Kelli Fangonilo	2008-10
5.	85	Noleana Woodard	1989-93
6.	79	Pat Martinez	1993-96
7.	77	Lindsay Lewis	1996-99
	77	Sarah Taylor	2006-10
9.	76	Maya Garcia	1996-99
10.	75	Veronica Ramos	2000-03

TOTAL BASES

1.	361	Pat Martinez	1993-96
2.	345	Brittany McConnell	2006-10
3.	300	Kara Kanney	1996-00
4.	282	Valeri Quintero	1994-97
5.	280	Noleana Woodard	1989-93
6.	278	Sarah Taylor	2006-10
7.	265	Kelli Fangonilo	2008-10
	265	Victoria Ruelas	1995-97
9.	259	Elisa Barrios	2002-05
10.	256	Courtney Lewis	2003-06
	256	Jackie Tawney	1991-94

WALKS

1.	80	Kara Kanney	1996-00
2.	76	Brittany McConnell	2006-10
3.	70	Veronica Ramos	2000-03
4.	66	Kasey Igarta	2005-08
	66	Tami Rudd	1988-91
6.	57	Sarah Taylor	2006-10
7.	55	Pat Martinez	1993-96
	55	Natasha Hawkins	2007-10
9.	54	Noleana Woodard	1989-93
10.	52	Kelli Fangonilo	2008-10

HIT BY PITCH

1.	16	Veronica Ramos	2000-03
2.	14	Becca Baldrige	1999-03
3.	13	Natasha Hawkins	2007-10

Career Leaders

	13	Kayla Hayes	2008-10
	13	Kasey Igarra	2005-08
6.	11	Ariana Kechriotis	1996-99
	11	Noleana Woodard	1989-93
8.	10	Dannielle Brown	2006-10
	10	Ursula Lopez	2009-10
	10	Danielle Eakins	2003-06
	10	Jana Arde	2002-05

STOLEN BASES

1.	80	Noleana Woodard	1989-93
2.	54	Sarah Taylor	2006-10
3.	49	Jackie Tawney	1991-94
	49	Darcy Stapley	1989-92
4.	48	Valeri Quintero	1994-97
6.	39	Courtney Lewis	2003-06
7.	36	Alyssa Sulay	2007-10
8.	35	Elisa Barrios	2002-05
9.	34	Kelli Fangonilo	2008-10
10.	32	Liz Perez	2007-08

SACRIFICES

1.	57	Michelle Morga	1996-99
2.	56	Roz Rios	1989-91
3.	49	Tiffany Cornelius	1987-90
4.	48	Jackie Tawney	1991-94
5.	43	Maya Garcia	1996-99
6.	41	Janice Richner	1988-91
7.	38	Christy Eustice	1987-89
8.	34	Sharon Cafini	1987-90
9.	33	Amy Walter	2000-01
10.	30	Lindsay Lewis	1996-99
	30	Sarah Coughlin	1995-98

PITCHING

ERA (min. 100 IP)

1.	1.15	Anne Walsh	1992
2.	1.18	Gale Dean	1986-89
3.	1.28	Mitzi Zenger	1990-93
4.	1.44	Leann Emery	1988-91
5.	1.49	Lisa Wehren	1990-93
6.	1.88	Trina Walsh	1990-93
7.	1.89	Tina Roberts	1988-89
8.	1.92	Carol Forbes	2002-05
9.	2.24	Dawn Hilgenberg	1986-88
10.	2.51	Dena Pitts	1994

Lowest opponent batting avg. (min. 100 IP)

1.	.164	Sabrina Quintero	1997-01
2.	.242	Courtney Lewis	2003-06
3.	.246	Carol Forbes	2002-05
4.	.247	Dawn Hilgenberg	1986-88
5.	.252	Kelly Harrison	2006-07
6.	.255	Kelli McCollister	2003-04

7.	.266	Deanna Mauer	2008-09
8.	.275	Brianne Ferguson	2002
9.	.276	Amanda Pridmore	2009-10
10.	.277	Roxanne Bejarano	2007-08

Fewest walks allowed/7 inn game

(min. 100 IP)

1.	0.88	Leann Emery	1988-91
2.	0.91	Brooke Reed	2000
3.	0.95	Dawn Hilgenberg	1986-88
4.	1.05	Christine Akin	1999-01
5.	1.09	Carol Forbes	2002-05
6.	1.30	Tina Roberts	1988-89
7.	1.37	Gale Dean	1986-89
8.	1.56	Nicole Luna-Pickens	2006-07
9.	1.66	Roxanne Bejarano	2007-08
10.	1.84	Lisa Wehren	1990-93

WINS

1.	68	Carol Forbes	2002-05
2.	56	Corina Lilly	1994-98
3.	55	Gale Dean	1987-89
4.	37	Lisa Wehren	1990-93
5.	36	Sabrina Quintero	1997-01
6.	35	Lean Emery	1988-91
7.	32	Mitzi Zenger	1990-93
8.	27	Trina Walsh	1990-93
9.	26	Amanda Pridmore	2009-10
10.	25	Lindsay Jarrell	1995-98

SAVES

1.	8	Carol Forbes	2002-05
2.	7	Courtney Lewis	2003-06
	7	Amanda Pridmore	2009-10
4.	5	Sabrina Quintero	1997-01
5.	4	Roxanne Bejarano	2007-08
6.	3	Jennifer Ames	2008-11
	3	Anne Walsh	1992
	3	Lisa Wehren	1990-93
9.	2	Kelly Harrison	2006-07
	2	Candice Akin	1999-03
	2	Corina Lilly	1994-98

APPEARANCES

1.	184	Carol Forbes	2002-05
2.	130	Sabrina Quintero	1997-01
3.	121	Corina Lilly	1994-98
4.	113	Gale Dean	1986-89
5.	103	Lisa Wehren	1990-93
6.	100	Lindsay Jarrell	1995-98
7.	91	Jennifer Ames	2008-11
8.	85	Leann Emery	1988-91
9.	78	Amanda Pridmore	2009-10
10.	69	Deanna Mauer	2008-09

GAMES STARTED

1.	132	Carol Forbes	2002-05
2.	105	Gale Dean	1986-89
3.	94	Corina Lilly	1994-98
4.	85	Sabrina Quintero	1997-01
5.	80	Lindsay Jarrell	1995-98
	80	Lisa Wehren	1990-93
7.	68	Leann Emery	1988-91
8.	52	Trina Walsh	1990-93
9.	51	Amanda Pridmore	2009-10
	51	Dawn Hilgenberg	1986-88

COMPLETE GAMES

1.	94	Gale Dean	1986-89
2.	91	Corina Lilly	1994-98
3.	88	Carol Forbes	2002-05
4.	64	Sabrina Quintero	1997-01
5.	55	Lisa Wehren	1990-93
6.	51	Lindsay Jarrell	1995-98
7.	50	Dawn Hilgenberg	1986-88
8.	49	Leann Emery	1988-91
9.	37	Mitzi Zenger	1990-93
10.	32	Trina Walsh	1990-93

SHUTOUTS

1.	28	Carol Forbes	2002-05
2.	21	Corina Lilly	1994-98
3.	20	Gale Dean	1986-89
4.	16	Mitzi Zenger	1990-93
5.	14	Lisa Wehren	1990-93
	14	Trina Walsh	1990-93
7.	13	Leann Emery	1988-91
8.	11	Sabrina Quintero	1997-01
9.	8	Courtney Lewis	2003-06
10.	7	Candice Akin	1999-03
	7	Christine Akin	1999-01
	7	Dawn Hilgenberg	1986-88

INNINGS PITCHED

1.	935.1	Carol Forbes	2002-05
2.	759.0	Corina Lilly	1994-98
3.	743.1	Gale Dean	1986-89
4.	649.2	Sabrina Quintero	1997-01
5.	548.0	Lisa Wehren	1990-93
6.	486.1	Leann Emery	1988-91
7.	474.2	Lindsay Jarrell	1995-98
8.	372.2	Amanda Pridmore	2009-10
9.	362.1	Dawn Hilgenberg	1986-88
10.	360.0	Mitzi Zenger	1990-93

STRIKEOUTS

1.	644	Carol Forbes	2002-05
2.	455	Sabrina Quintero	1997-01
3.	376	Corina Lilly	1994-98

Career Leaders

4.	258	Roxanne Bejarano	2007-08
5.	254	Amanda Pridmore	2009-10
6.	223	Deanna Mauer	2008-09
7.	192	Kelli McCollister	2003-04
8.	191	Gale Dean	1986-89
9.	172	Lisa Wehren	1990-93
10.	151	Elyssa Fox	2009-11

Strikeouts/7 innings

1.	5.71	Roxanne Bejarano	2007-08
2.	5.56	Anne Walsh	1992
	5.56	Courtney Lewis	2003-06
4.	5.50	Kelli McCollister	2003-04
5.	5.32	Deanna Mauer	2008-09
6.	4.90	Sabrina Quintero	1997-01
7.	4.82	Carol Forbes	2002-05
8.	4.77	Amanda Pridmore	2009-10
9.	4.46	Elyssa Fox	2009-11
10.	4.35	Kelly Harrison	2006-07

WILD PITCHES

1.	47	Lindsay Jarrell	1995-98
2.	45	Candice Akin	1999-03
3.	44	Sabrina Quintero	1997-01
4.	40	Jennifer Ames	2008-11
5.	36	Carol Forbes	2002-05
6.	34	Asia Easley	1998-01
	34	Corina Lilly	1994-98
8.	30	Deanna Mauer	2008-09
9.	24	Kelli McCollister	2003-04
10.	23	Lisa Wehren	1990-93

MOST HIT BATTERS

1.	64	Sabrina Quintero	1997-01
2.	29	Carol Forbes	2002-05
3.	25	Deanna Mauer	2008-09
4.	24	Corina Lilly	1994-98
5.	22	Amanda Pridmore	2009-10
6.	19	Lindsay Jarrell	1995-98
7.	16	Roxanne Bejarano	2007-08
	16	Candice Akin	1999-03
	16	Christine Akin	1999-01
10.	14	Elyssa Fox	2009-11
	14	Mitzi Zenger	1990-93

NO-HITTERS

1.	2	Carol Forbes	2002-05
	2	Courtney Lewis	2003-06
3.	1	Kat Castro	2005
	1	Amy Phillips	1994-96
	1	Trina Walsh	1990-93
	1	Mitzi Zenger	1990-93
	1	Leann Emery	1988-91
	1	Gale Dean	1986-89
	1	Dawn Hilgenberg	1986-88

PERFECT GAME

1.	1	Carol Forbes	2002-05
----	---	--------------	---------

FIELDING

FIELDING PERCENTAGE (min. 500

chances)

1.	.989	Brittany McConnell	2006-10
2.	.987	Dianna Lilly	1999-02
3.	.985	Mitzi Zenger	1990-93
4.	.984	Adrienne Hull	2003-06
5.	.984	Kara Kanney	1996-00
6.	.983	Denise Bailey	1993-95
7.	.982	Natasha Hawkins	2007-10
8.	.977	Sarah Coughlin	1995-98
	.977	Jen McMillen	1992-94
	.977	Jane Meneses	1989-90

CHANCES

1.	1683	Kara Kanney	1996-00
2.	1260	Dianna Lilly	1999-02
3.	1182	Natasha Hawkins	2007-10
4.	1107	Angie Laolagi	1987-89
5.	1090	Tiffany Cornelius	1987-90
6.	1068	Mitzi Zenger	1990-93
7.	1046	Valeri Quintero	1994-97
8.	999	Denise Bailey	1993-95
9.	992	Brittany McConnell	2006-10
10.	966	Kelly Clark	1992-95

PUTOUTS

1.	1543	Kara Kanney	1996-00
2.	1139	Dianna Lilly	1999-02
3.	1094	Natasha Hawkins	2007-10
4.	1000	Angie Laolagi	1987-89
5.	917	Denise Bailey	1993-95
6.	881	Brittany McConnell	2006-10
7.	798	Mitzi Zenger	1990-93
8.	747	Carlie Hill	2003-06
9.	605	Jen McMillen	1992-94
10.	582	Valeri Quintero	1994-97

ASSISTS

1.	665	Tiffany Cornelius	1987-90
2.	363	Jackie Tawney	1991-94
3.	501	Veronica Ramos	2000-03
4.	445	Lindsay Lewis	1996-99
5.	414	Valeri Quintero	1994-97
6.	409	Victoria Ruelas	1995-97
7.	407	Kelly Clark	1992-95
8.	353	Becca Baldrige	1999-03
9.	329	Roz Badger-Rios	1989-91
10.	314	Kasey Igarta	2005-08

ERRORS

1.	112	Lindsay Lewis	1996-99
2.	66	Kelly Clark	1992-95
3.	54	Victoria Ruelas	1995-97
	54	Tiffany Cornelius	1987-90
5.	50	Valeri Quintero	1994-97
6.	48	Becca Baldrige	1999-03
7.	45	Tracy Lopez	1991-92
8.	44	Jackie Tawney	1991-94
9.	43	Veronica Ramos	2000-03
	43	Kelli Fangonilo	2008-10
	43	BranDee Garcia	2010-11

MOST TRIPLE PLAYS TURNED

1.	1	Carlie Hill	2003-06
	1	Veronica Ramos	2003-05



Pat Martinez was a two-time first team All-Big West selection. She holds the career records for at bats (768), hits (266) and triples (22).

Year-By-Year Records

YEAR	OVERALL	PCT.	CONF.	FINISH	HEAD COACH
1986	22-21	.511	5-5	4th	Kathy Strahan
1987	20-35	.364	7-29	9th	Kathy Strahan
1988	24-29	.453	13-19	7th	Kathy Strahan
1989	36-26	.581	21-15	5th	Kathy Strahan
1990	34-28	.548	18-18	5th	Kathy Strahan
1991	32-24-1	.570	21-14-1	4th	Kathy Strahan
1992	33-24	.579	18-16	4th (tied)	Kathy Strahan
1993	29-30	.492	10-20	6th	Debbie Nelson
1994	32-37	.464	11-21	7th	Debbie Nelson
1995	26-39	.400	13-17	5th (tied)	Debbie Nelson
1996	24-31	.436	10-21	8th	Debbie Nelson
1997	24-38	.387	10-22	7th	Connie Miner
1998	26-33	.441	11-21	7th	Connie Miner
1999	13-47	.217	2-19	9th	Connie Miner
2000	19-37	.339	6-14	6th	Connie Miner
2001	26-41	.388	5-15	6th	Dee Dee Enabenter
2002	25-44	.362	8-16	6th	Dee Dee Enabenter-Omidiji
2003	26-35	.426	8-10	3rd	Dee Dee Enabenter-Omidiji
2004	16-35	.314	9-13	6th	Dee Dee Enabenter-Omidiji
2005	36-25	.590	10-8	4th	Dee Dee Enabenter-Omidiji
2006	23-27	.460	11-6	2nd	Dee Dee Enabenter-Omidiji
2007	23-28	.451	6-12	5th	Peter Turner
2008	26-35	.426	5-13	6th	Peter Turner
2009	19-37	.340	5-15	6th	Peter Turner
2010	34-25	.576	8-13	5th	Peter Turner
2011	19-35	.352	5-16	7th	Peter Turner
TOTALS	667-846-1	.442	257-408-1	.389	

All-Time Series

OPPONENT	W	L	T							
Adelphi	4	3		Iowa	2	9	San Francisco	11	1	
Akron	1	0		Iowa State	2	0	San Francisco State	9	1	
Alabama	0	2		Jacksonville State	0	2	Santa Clara	66	27	
Albany	1	0		Kansas	1	3	Seattle	1	0	
Appalachian State	1	0		Long Beach State	22	28	Seton Hall	1	0	
Arizona	0	5		Louisiana-Monroe	1	0	Sonoma State	2	1	
Arizona State	1	10		Louisiana Tech	19	16	Southern Illinois	0	3	
Arkansas	1	1		Louisville	0	2	Southern Utah	5	0	
Ball State	1	0		Loyola Marymount	8	8	Southeast Missouri State	1	0	
Baylor	2	1		Marshall	1	0	Southern Mississippi	1	0	
Boise State	4	7		Massachusetts	3	1	Southwest Missouri State	3	1	
Boston	1	3		Menlo	2	0	Stanford	18	21	
Boston College	1	0		Mercer	1	1	Stephen F. Austin	1	1	
Bowling Green	1	1		Miami (Ohio)	3	2	Stetson	1	0	
Bradley	0	1		Michigan	1	2	Syracuse	1	2	
Brigham Young	3	5		Michigan State	0	2	Tennessee	1	3	
Brown	1	1		Middle Tennessee State	1	1	Tennessee State	2	0	
Buffalo	2	1		Minnesota	0	2	Texas	0	1	
California	6	44		Mississippi	3	0	Texas A&M	1	2	
Cal Poly	6	15		Missouri	0	4	Texas A&M Corpus Christi	0	2	
Cal Poly Pomona	5	11		Nebraska	3	6	Texas-Arlington	1	0	
Cal State Bakersfield	9	7		Nevada	22	15	Texas-El Paso	7	4	
Cal State Fullerton	10	29		New Mexico	6	14	Texas Tech	0	4	
Cal State Hayward	1	1		New Mexico State	25	24	Toledo	3	2	
Cal State Northridge	1	15		Norfolk State	1	0	Towson	1	1	
Canisius	1	1		UNC Greensboro	1	0	Troy	0	1	
Centenary	1	0		North Dakota State	1	3	Tulsa	18	15	
Central Michigan	2	0		Northeastern Illinois	1	2	UCLA	0	10	
Charlotte	3	0		Northern Colorado	7	3	UC Davis	8	4	
Chico State	4	0		Northern Illinois	0	1	UC Riverside	2	3	
Cleveland State	1	0		Northern Iowa	4	4	UC Santa Barbara	26	16	
Colorado State	9	10		Northwestern	3	3	UMKC	1	0	
Connecticut	2	0		Notre Dame	0	1	UNLV	14	39	
Creighton	0	1		Notre Dame de Namur	1	0	Utah	4	16	
Dartmouth	4	1		Ohio	0	1	Utah State	25	28	
Delaware	1	0		Ohio State	1	0	Utah Valley	2	0	
Drake	1	2		Oklahoma	2	0	Vermont	2	0	
Eastern Illinois	2	0		Oregon	4	9	Villanova	1	0	
Eastern Michigan	0	2		Oregon State	3	9	Virginia	3	1	
Evansville	1	0		Pacific	28	28	1	Virginia Tech	2	0
Florida International	1	0		Portland State	6	12	Washington	0	2	
Fresno State	7	79		Princeton	3	1	Weber State	2	0	
Grambling State	2	0		Purdue	2	2	Western Kentucky	0	1	
George Mason	1	0		Radford	1	1	Wichita State	1	0	
Georgia Tech	1	0		Rhode Island	1	0	Winthrop	0	1	
Harvard	2	0		Sacramento State	26	31	Wisconsin	1	3	
Hawai'i	26	69		Sacred Heart	1	0	Wisconsin-Green Bay	1	0	
Idaho State	2	1		Saint Mary's	34	14	Wright State	0	2	
Illinois	0	1		St. Francis	5	0	TOTALS (25 years)	667	846	1
Illinois-Chicago	1	3		St. Peter's	1	0				
Illinois State	2	1		Samford	0	1				
Indiana	1	2		San Diego	3	1				
				San Diego State	13	17				

Year-By-Year Scores

1986

Head Coach: Kathy Strahan
22-21, 5-5 NorPac

W at Stanford	2-1
W at Stanford	1-0
W SAN FRANCISCO STATE	7-3
W SAN FRANCISCO STATE	13-0
L FRESNO STATE	2-0
L FRESNO STATE	1-0
W NEVADA	2-1
W NEVADA	4-3
W at Santa Clara	10-2
L at Santa Clara	2-0
W at Chico State	1-0
W at Chico State	8-1
L BYU	1-0
W BYU	5-0
W OREGON	3-2
W OREGON	14-1
W SAINT MARY'S	3-1
W SAINT MARY'S	6-1
W OREGON STATE	2-1
L OREGON STATE	3-0
W SAN FRANCISCO	3-0
W SAN FRANCISCO	4-1
L at California	5-0
L at California	15-0
W at Saint Mary's	3-1
L at Saint Mary's	1-0
Nevada Tournament	
L Portland State	4-2
W Nevada	8-5
L Sonoma State	1-0
L Saint Mary's	7-2
L Nevada	3-2
W at San Francisco State	5-0
W at San Francisco State	4-2
L LONG BEACH STATE	2-0
L LONG BEACH STATE	11-2
W SANTA CLARA	3-2
L SANTA CLARA	6-5
L at Fresno State	7-0 Forfeit
L at Fresno State	7-0 Forfeit
L at UC Santa Barbara	1-0
L at UC Santa Barbara	5-2
NorPac Championships	
L California	1-0
L Oregon State	2-1

1987

Head Coach: Kathy Strahan
20-35, 7-29 PCAA

W CHICO STATE	3-0
W CHICO STATE	11-0
W at Cal State Hayward	1-0
L at Cal State Hayward	3-1
W USF	2-0
W USF	3-2

L SANTA CLARA	4-2
W SANTA CLARA	7-2
L CAL POLY POMONA	5-0
L CAL POLY POMONA	2-1
L PACIFIC	3-0
L PACIFIC	1-0
L UNLV	3-1
W UNLV	4-0
L Long Beach State	5-4
W Long Beach State	2-1
L NORTHWESTERN	7-1
L NORTHWESTERN	3-1
W ADELPHI	2-0
W ADELPHI	3-2
Bud Light National Softball Tournament	
W Utah	6-4
W Adelphi	11-3
L Arizona State	2-1
W New Mexico	4-0
L Nebraska	5-3
W at Santa Clara	3-1
W at Santa Clara	3-0
L at Pacific	4-3
W at Pacific	2-1
W SAN DIEGO STATE	9-1
L SAN DIEGO STATE	4-0
L CAL STATE FULLERTON	6-0
L CAL STATE FULLERTON	4-2
L at Long Beach State	5-0
L at Long Beach State	4-1
L at UC Santa Barbara	4-0
L at UC Santa Barbara	4-3
L at Fresno State	1-0
L at Fresno State	7-0
W at San Diego State	5-4
L at San Diego State	10-3
L at Cal State Fullerton	8-0
L at Cal State Fullerton	8-1
W UC SANTA BARBARA	2-1
L UC SANTA BARBARA	3-0
L HAWAII	3-2
L HAWAII	1-0
L HAWAII	7-4
L HAWAII	4-2
L FRESNO STATE	6-1
L FRESNO STATE	6-5
L at Cal Poly Pomona	9-1
L at Cal Poly Pomona	3-0
W at UNLV	6-5
L at UNLV	2-1

1988

Head Coach: Kathy Strahan
24-29, 13-19 Big West

L CAL POLY SLO	1-0
W CAL POLY SLO	9-2
W at USF	9-1
W at USF	3-2

W SANTA CLARA	9-2
W SANTA CLARA	5-0
L PACIFIC	4-1
W PACIFIC	4-2
W at UC Santa Barbara	5-1
W at UC Santa Barbara	3-1
L FRESNO STATE	4-1
L FRESNO STATE	3-2
L USF	6-4
W USF	3-2
L ADELPHI	3-0
L MICHIGAN	3-1
Bud Light NIST	
W Oklahoma	7-1
L Arizona State	2-0
W Michigan	1-0
W Utah State	8-0
L Adelphi	2-1
L at CS Northridge	2-0
L at CS Northridge	1-0
L at Cal Poly Pomona	9-1
L at Cal Poly Pomona	3-1
W at Santa Clara	3-1
W at Santa Clara	12-1
W at UNLV	4-3
L at UNLV	8-7
L at Cal State Fullerton	4-1
L at Cal State Fullerton	11-1
L at San Diego State	2-1
W at San Diego State	7-0
L at Long Beach State	2-1
W at Long Beach State	3-0
W SAN DIEGO STATE	3-1
W SAN DIEGO STATE	4-0
L CAL POLY POMONA	2-0
W CAL POLY POMONA	4-2
L at Fresno State	1-0
L LONG BEACH STATE	1-0
L LONG BEACH STATE	1-0
L CALIFORNIA	3-1
L CALIFORNIA	4-0
L at Hawai'i	4-0
L at Hawai'i	5-4
W at Hawai'i	8-1
L at Hawai'i	2-1
W UNLV	6-4
W UNLV	2-0
W at Pacific	2-0
L at Pacific	6-4
L at Fresno State	1-0

1989

Head Coach: Kathy Strahan
36-26, 21-15 Big West

W at Sacramento State	7-4
W at Sacramento State	4-1
W SANTA CLARA	4-3
W SANTA CLARA	3-2

Year-By-Year Scores

L at California	1-0
L at California	7-1
W at USF	5-0
W at USF	5-0
W NEVADA	10-0
W NEVADA	10-0
L CALIFORNIA	3-0
L CALIFORNIA	9-0
W at Long Beach State	1-0
L at Long Beach State	2-0
L at Cal Poly Pomona	2-1
L at Cal Poly Pomona	3-1
W at UNLV	14-2
L at UNLV	9-4
L ADELPHI	6-0
Bud Light NIST	
L Kansas	2-1
L Arizona	4-1
W Central Michigan	8-5
L Indiana	6-0
L Texas A&M	5-2
W SAN DIEGO STATE	1-0
L SAN DIEGO STATE	3-1
W UTAH STATE	4-3
L MASSACHUSETTS	3-2
W MASSACHUSETTS	5-2
W USF	10-0
W USF	6-0
W at UC Santa Barbara	5-1
W at UC Santa Barbara	7-2
L CAL STATE FULLERTON	6-0
W CAL STATE FULLERTON	9-8
L FRESNO STATE	4-2
L FRESNO STATE	3-2
W CAL POLY POMONA	5-3
L CAL POLY POMONA	7-0
L at Santa Clara	3-2
W at Santa Clara	4-1
W at Cal State Fullerton	2-1
L at Cal State Fullerton	4-0
W at San Diego State	6-0
W at San Diego State	5-1
W HAWAI'I	7-2
W HAWAI'I	4-2
L HAWAI'I	3-2
W HAWAI'I	10-0
W LONG BEACH STATE	3-0
W LONG BEACH STATE	3-2
W UC SANTA BARBARA	5-1
W UC SANTA BARBARA	2-1
W at Pacific	3-0
W at Pacific	2-1
L at Fresno State	1-0
L at Fresno State	7-0
W PACIFIC	2-0
W PACIFIC	2-1
L UNLV	1-0
L UNLV	1-0

1990	
Head Coach: Kathy Strahan	
34-28, 18-18 Big West	
W SAINT MARY'S	3-0
W SAINT MARY'S	7-0
L at Sacramento State	3-1
L at Sacramento State	3-0
L at#10 California	1-0
L SANTA CLARA	2-0
W SANTA CLARA	5-0
W #10 CALIFORNIA	2-1
L #10 CALIFORNIA	2-0
W PACIFIC	1-0
W PACIFIC	5-3
W at UC Santa Barbara	3-0
W at UC Santa Barbara	3-2
L #4 FRESNO STATE	1-0
L #4 FRESNO STATE	3-1
W #8 SACRAMENTO STATE	6-5
W #8 SACRAMENTO STATE	4-3
W NORTHWESTERN	3-2
W NORHTWESTERN	8-3
W MASSACHUSETTS	4-2
W #16 UTAH STATE	1-0
Bud Light NIST	
W Virginia	6-0
W Colorado State	1-0
W Iowa	5-1
L Arizona State	4-0
W #16 Utah State	7-5
W at Santa Clara	7-0
W at Santa Clara	7-1
L at Cal Poly Pomona	7-1
W at Cal Poly Pomona	3-0
L at San Diego State	1-0
L at San Diego State	1-0
L at #4 CS Fullerton	1-0
L at #4 CS Fullerton	1-0
W at UNLV	1-0
L at UNLV	6-1
L at #1 UCLA	1-0
L at #1 UCLA	1-0
W at #6 Long Beach State	3-2
L at #6 Long Beach State	1-0
L SAN DIEGO STATE	5-3
L SAN DIEGO STATE	5-3
W CAL POLY POMONA	4-3
W CAL POLY POMONA	3-2
L at #2 Fresno State	3-1
L at #2 Fresno State	1-0
L #6 LONG BEACH STATE	6-1
L #6 LONG BEACH STATE	2-1
L #4 CS FULLERTON	5-0
W #4 CS FULLERTON	2-1
W at Hawai'i	3-0
W at Hawai'i	2-0
L at Hawai'i	4-0
W at Hawai'i	2-1

W #9 UNLV	6-5
W #9 UNLV	3-0
W at #20 Pacific	3-2
W at #20 Pacific	8-1
L UC SANTA BARBARA	4-2
W UC SANTA BARBARA	5-0
NCAA Regionals, Berkeley, Calif.	
L #17 UNLV	2-1
L #9 California	2-1

1991	
Head Coach: Kathy Strahan	
32-24-1, 21-14-1 Big West	
W at Saint Mary's	10-0
W at Saint Mary's	10-0
W at Santa Clara	2-0
W at Santa Clara	8-0
W #6 LONG BEACH STATE	3-2
W #6 LONG BEACH STATE	3-2
W HAWAII	2-0
W HAWAII	2-1
W at UC Santa Barbara	7-0 Forfeit
W at UC Santa Barbara	7-0 Forfeit
L at #7 Cal State Fullerton	4-2
L at #7 Cal State Fullerton	1-0
L #8 IOWA	4-1
BudLight NIST	
L Missouri	6-0
L #18 New Mexico	5-3
L Michigan	2-1
W #15 Central Michigan	3-1
L #18 New Mexico	7-2
W Adelphi	12-1
W #5 UNLV	6-3
L #5 UNLV	2-0
L NEBRASKA	4-1
W NEBRASKA	3-2
L #2 FRESNO STATE	7-0
L #2 FRESNO STATE	1-0
L at #8 California	3-0
L at #8 California	1-0
W SANTA CLARA	8-0
W SANTA CLARA	9-1
L #5 CS FULLERTON	1-0
W #5 CS FULLERTON	7-2
L UC SANTA BARBARA	2-0
W UC SANTA BARBARA	3-2
W CS SACRAMENTO	4-3
W CS SACRAMENTO	7-1
W NEW MEXICO STATE	8-0
W NEW MEXICO STATE	8-0
W at Pacific	3-1
W at Pacific	3-1
L at Utah State	2-1
W at Utah State	5-2
W at Utah State	1-0
W at Utah State	5-1
W at New Mexico State	5-2

Year-By-Year Scores

W	at New Mexico State	5-0
W	HAWAII	1-0
L	HAWAII	1-0
W	PACIFIC	7-0
T	PACIFIC	6-6
L	at #2 Fresno State	2-1
L	at #2 Fresno State	3-1
L	at CS Sacramento	4-0
L	at CS Sacramento	2-1
L	at #5 UNLV	2-3
L	at #5 UNLV	2-1
W	at #18 Long Beach State	1-0
L	at #18 Long Beach State	1-0

1992

Head Coach: Kathy Strahan
33-24, 18-16 Big West

W	NEW MEXICO STATE	4-0
L	NEW MEXICO STATE	5-0
L	at CS Sacramento	2-1
W	at CS Sacramento	3-1
L	#4 CALIFORNIA	1-0
W	#4 CALIFORNIA	6-0
W	SAINT MARY'S	11-0
W	SAINT MARY'S	8-1
W	STANFORD	10-0
W	STANFORD	5-0
W	UC SANTA BARBARA	3-0
W	UC SANTA BARBARA	2-0
W	SANTA CLARA	8-0
W	SANTA CLARA	10-0
W	#10 CS FULLERTON	1-0
W	#10 CS FULLERTON	3-1
L	#4 FRESNO STATE	2-0
L	#4 FRESNO STATE	2-1
L	at Pacific	1-0
W	at Pacific	2-1
W	TOLEDO	5-0
L	TOLEDO	2-1

National Invitational Softball Tournament

W	Toledo	9-2
W	Colorado State	4-3
W	#18 Kansas	6-4
L	#3 California	6-5
L	#8 Utah State	3-0
W	#8 UTAH STATE	1-0
L	#8 UTAH STATE	2-1
L	#8 UTAH STATE	4-1
W	#8 UTAH STATE	9-1
W	at Santa Clara	8-0
W	at Santa Clara	8-0
L	at #5 CS Fullerton	7-0
W	at #5 CS Fullerton	3-2
L	at UC Santa Barbara	2-0
L	at UC Santa Barbara	3-0
W	at #20 Long Beach State	3-2
L	at #20 Long Beach State	2-0
W	#18 CS SACRAMENTO	2-1

L	#18 CS SACRAMENTO	5-2
W	#6 UNLV	1-0
L	#6 UNLV	1-0
L	at #4 Fresno State	3-0
W	at #4 Fresno State	2-0
L	at Hawai'i	1-0
W	at Hawai'i	2-0
W	at Hawai'i	4-3
W	at Hawai'i	2-1
L	at New Mexico State	2-1
L	at New Mexico State	3-2
W	PACIFIC	6-0
W	PACIFIC	8-0
L	#19 LONG BEACH STATE	2-1
W	#19 LONG BEACH STATE	1-0

NCAA Regionals, Berkeley, Calif.

L	#3 California	1-0
L	#3 California	6-1

1993

Head Coach: Debbie Nelson
29-30, 10-20 Big West

L	#3 FRESNO STATE	6-0
L	#3 FRESNO STATE	4-1
W	at Stanford	19-0
W	at Stanford	14-0

Sacramento State Tournament

W	Saint Mary's	2-0
L	Long Beach State	3-0
L	Notre Dame	4-0
L	Sacramento State	2-1
L	Oregon	2-1
W	Oregon	2-1
W	Long Beach State	2-1
W	Sacramento State	3-0
W	at Santa Clara	16-0



Jackie Tawney was a third team All-American in 1992 at third base and was a three-time first team All-Big West selection. She ended her career with a .286 batting average.

W	at Santa Clara	10-0
W	at Saint Mary's	7-0
W	at Saint Mary's	2-0
W	at New Mexico State	3-0
W	at New Mexico State	6-5
W	at Pacific	6-5
L	at Pacific	2-1
L	NORTHWESTERN	2-1
L	HAWAII	5-0
L	HAWAII	6-2

National Invitational Softball Tournament

W	Northwestern	1-0
W	Iowa State	6-0
L	Bowling Green	3-2
W	#20 Utah State	1-0
L	#20 Iowa	1-0
L	HAWAII	7-4
L	HAWAII	6-2
L	#6 LONG BEACH STATE	4-1
W	#6 LONG BEACH STATE	4-0
L	#5 UNLV	2-1
L	#5 UNLV	6-0
W	at UC Santa Barbara	5-2
W	at UC Santa Barbara	2-1
L	at #17 CS Fullerton	10-0
L	at #17 CS Fullerton	16-1
W	STANFORD	10-3
W	STANFORD	11-1
L	CS FULLERTON	6-0
L	CS FULLERTON	5-1
W	#11 CS SACRAMENTO	2-1
W	#11 CS SACRAMENTO	5-1
W	PACIFIC	7-1
L	PACIFIC	3-2
W	at #11 CS Sacramento	2-1
W	at #11 CS Sacramento	4-0
L	at Utah State	5-2
L	at Utah State	4-3
L	at Utah State	7-3
L	at Utah State	3-2
L	at #10 California	10-0
W	NEW MEXICO STATE	1-0
L	NEW MEXICO STATE	3-0
W	at #6 UNLV	3-2
L	at #6 UNLV	4-1
L	at #7 Long Beach State	1-0
W	at #7 Long Beach State	6-4

1994

Head Coach: Debbie Nelson
32-37, 11-21 Big West

Spartan Kick-Off Tournament - 1st Place

W	SANTA CLARA	1-0
L	ST. MARY'S	2-0
W	STANFORD	8-0
W	ST. MARY'S	4-1
W	SANTA CLARA	8-2
W	STANFORD	16-0

Year-By-Year Scores

W at Stanford	13-0
W at Stanford	7-0
Fabulous Four Tournament	
W SANTA CLARA	7-1
W #11 CAL	3-2
L #6 CS NORTHRIDGE	1-0
W #6 CS NORTHRIDGE	1-0
L #11 CAL	5-2
W SANTA CLARA	4-0
L at Pacific	3-0
L at Pacific	8-0
W NEW MEXICO STATE	2-1
W NEW MEXICO STATE	3-2
L at Hawaii	7-0
L at Hawaii	7-3
L at Hawaii	7-1
L at Hawaii	4-0
Hawai'i Invitational Softball Tournament	
L #20 Missouri	3-0
L #11 California	3-2
L Hawaii	4-0
L #22 Arizona State	5-4
W Cleveland State	5-0
L #11 California	4-0
National Invitational Softball Tournament	
- 2nd Place	
W Oregon State	10-4
W Texas-Arlington	11-1
W Colorado State	11-1
L UC Santa Barbara	4-1
W Iowa State	2-1
W Wichita State	3-1
W Ball State	1-0
W Colorado State	5-1
L #25 Utah	3-1
L at #18 Long Beach State	4-2
W at #18 Long Beach State	3-1
L at #13 UNLV	3-1
L at #13 UNLV	3-1
W CS FULLERTON	3-1
L CS FULLERTON	5-1
W UC SANTA BARBARA	4-2
W UC SANTA BARBARA	4-2
L #24 PACIFIC	6-1
W #24 PACIFIC	1-0
W at Saint Mary's	10-1
W at Saint Mary's	10-0
L at #5 Fresno State	9-0
L at #5 Fresno State	3-2
L at #6 UCLA	9-1
L at #6 UCLA	6-0
L at UC Santa Barbara	4-3
L at UC Santa Barbara	4-1
L at CS Fullerton	4-2
L at CS Fullerton	6-4
W UTAH STATE	7-4
L UTAH STATE	11-6
L UTAH STATE	2-1

W UTAH STATE	1-0
L at New Mexico State	3-0
W at New Mexico State	4-1
L at #1 Arizona	8-0
L at #1 Arizona	4-3
L #7 UNLV	8-0
L #7 UNLV	3-0
W LONG BEACH STATE	3-0
L LONG BEACH STATE	5-0

1995

Head Coach: Debbie Nelson

26-39, 13-17 Big West

L at #7 California	7-5
L at #7 California	5-3
Spartan Kick-Off Tournament	
L #3 FRESNO STATE	5-0
L SANTA CLARA	2-1
L #3 FRESNO STATE	1-0
W SANTA CLARA	3-0
L #3 FRESNO STATE	8-0
W at Stanford	8-5
W at Stanford	5-2
L #9 HAWAII	1-0
W #9 HAWAII	11-2
L #9 HAWAII	2-1
W #9 HAWAII	1-0

Fabulous Four Tournament

W SANTA CLARA	1-0
L #7 CALIFORNIA	1-0
L #6 CS NORTHRIDGE	1-0
L #6 CS NORTHRIDGE	3-1
L #7 CALIFORNIA	3-0
L SANTA CLARA	2-1
L at #17 CS Sacramento	1-0
L at #17 CS Sacramento	1-0
L *#4 UNLV	3-2
L *#4 UNLV	8-0

NIST- 2nd Place

W Santa Clara	6-1
L Stephen F. Austin	9-7
W Iowa	8-1
L Colorado State	6-5
W Stephen F. Austin	15-1
W #12 Nebraska	6-3
W Colorado State	5-4
L #23 Washington	16-3
W NEW MEXICO STATE	4-2
W NEW MEXICO STATE	8-0
L at Saint Mary's	3-1
W at Saint Mary's	5-4
W at UC Santa Barbara	2-0
W at UC Santa Barbara	3-0
W at Long Beach State	3-2
L at Long Beach State	1-0
L #2 UCLA	6-0
L #2 UCLA	15-1

W at #3 CS Fullerton	2-0
L at #3 CS Fullerton	8-3
W at #20 Cal Poly SLO	2-1
L at #20 Cal Poly SLO	5-4
L SAINT MARY'S	2-0
W SAINT MARY'S	8-0
L at Santa Clara	3-2
W at Santa Clara	4-3
L PACIFIC	7-6
W PACIFIC	6-2
L at #5 UNLV	2-0
L at #5 UNLV	10-4
W at New Mexico State	4-3
L at New Mexico State	2-0
W LONG BEACH STATE	7-0
W LONG BEACH STATE	6-3
L UC SANTA BARBARA	3-2
L UC SANTA BARBARA	5-2
W at Pacific	3-0
L at Pacific	3-1
L at Utah State	8-0
L at Utah State	8-7
L at Utah State	1-0
L at Utah State	10-2

1996

Head Coach: Debbie Nelson

24-31, 10-22 Big West

Spartan Kick-Off Tournament

W SANTA CLARA	7-2
W SAINT MARY'S	7-1
W STANFORD	4-2
L SAINT MARY'S	6-5
L SANTA CLARA	1-0
L STANFORD	4-1
W #19 CS SACRAMENTO	4-3
L #19 CS SACRAMENTO	4-2
L at Saint Mary's	4-3
L #8 CS NORTHRIDGE	1-0
W #10 CALIFORNIA	2-1
L UTAH STATE	8-4
L UTAH STATE	10-0
L UTAH STATE	3-1
W UTAH STATE	12-6
L at Long Beach State	1-0
L at Long Beach State	9-4
L at UC Santa Barbara	5-0
L at UC Santa Barbara	1-0
National Invitational Softball Tournament	
W Loyola Marymount	10-3
W Tulsa	7-5
W Wisconsin	9-0
W Purdue	4-2
L Northern Illinois	7-3
L Colorado State	4-1
L at #20 Hawai'i	6-3
L at #20 Hawai'i	9-1
L at #20 Hawai'i	10-1

Year-By-Year Scores

W at #20 Hawai'i	5-3
L #5 CS FULLERTON	13-3
L #5 CS FULLERTON	3-2
W #25 NEW MEXICO STATE	4-3
W #25 NEW MEXICO STATE	8-5
W #6 UNLV	2-0
L #6 UNLV	6-5
L at Pacific	8-0
L at Pacific	6-0
L at #9 UNLV	5-0
L at #9 UNLV	14-6
L at New Mexico State	2-1
L at New Mexico State	3-2
L at Stanford	5-4
W at Stanford	7-5
W at Loyola Marymount	3-2
W at Loyola Marymount	4-1
W at #9 CS Fullerton	4-3
L at #9 CS Fullerton	10-0
W at Santa Clara	6-3
W at Santa Clara	9-1
L #23 LONG BEACH STATE	7-1
L #23 LONG BEACH STATE	14-4
W UC SANTA BARBARA	8-4
W UC SANTA BARBARA	3-0
W PACIFIC	5-2
W PACIFIC	5-3

1997

Head Coach: Connie Miner
24-38, 10-22 WAC

W at #8 California	6-3
L at #8 California	5-4
W UC SANTA BARBARA	7-5
W OREGON STATE	5-4
L CAL POLY SLO	7-0
L CAL POLY SLO	4-1

Spartan Kickoff Tournament

W SOUTHERN UTAH	5-1
W SAINT MARY'S	7-3
L CAL POLY SLO	2-1
W SOUTHERN UTAH	8-1
L CAL POLY SLO	4-2
W SANTA CLARA	7-2
W SANTA CLARA	8-6
W #22 HAWAII	8-3
W #22 HAWAII	5-4
L #22 HAWAII	12-5
L #22 HAWAII	16-0
L UTAH	8-1
L UTAH	7-2
L at CS Sacramento	2-0
L at CS Sacramento	3-0
L COLORADO STATE	9-4
L COLORADO STATE	6-5
National Invitational Softball Tournament	
W Northeastern Illinois	7-6
L Missouri	7-0

W Purdue	5-1
L Colorado State	8-1
W Evansville	14-4
L Colorado State	5-1
AT&T Capital Classic	
L #17 California	3-1
L #8 Michigan State	5-1
L Nebraska	5-2
W Arkansas	4-3
L Sacramento State	4-0
W Harvard	4-1
L Toledo	5-1
W NEW MEXICO	8-6
L NEW MEXICO	6-0
L UNLV	12-5
L UNLV	6-0
L #2 FRESNO STATE	18-0
W #2 FRESNO STATE	6-3
L at San Diego State	3-0
W at San Diego State	2-1
L at #1 Fresno State	10-5
L at #1 Fresno State	2-0
W STANFORD	10-1
L STANFORD	9-0
L at UNLV	6-4
L at UNLV	9-8
L at New Mexico	3-0
L at New Mexico	7-1
L at #18 Utah	8-0
L at #18 Utah	9-0
L at Colorado State	2-1
L at Colorado State	4-0
W SAN DIEGO STATE	2-1
W SAN DIEGO STATE	4-3
W at Tulsa	10-8
L at Tulsa	8-6
W at Tulsa	3-1
W at Tulsa	8-5

1998

Head Coach: Connie Miner
26-33, 11-21 WAC

L at CS Sacramento	4-1
W at CS Sacramento	5-4
CSF Showcase	
L Eastern Michigan	8-5
W Virginia	6-0
W #13 Long Beach State	5-4
L CS Fullerton	11-3
L #25 UTAH	6-1
L #25 UTAH	6-2
L at #11 Hawai'i	10-3
L at #11 Hawai'i	6-4
W at #11 Hawai'i	5-4
L at #11 Hawai'i	8-0
W COLORADO STATE	3-1
W COLORADO STATE	2-1
National Invitational Softball Tournament	

L #8 Arizona State	9-1
L Drake	4-2
W Centenary	12-3
W Akron	1-0
W Santa Clara	3-1
W Santa Clara	6-2
L TEXAS TECH	1-0
L TEXAS TECH	5-2

Capital Classic Tournament

W SW Missouri State	1-0
W Harvard	11-9
W #12 Nebraska	8-1
L Baylor	7-0
W Texas A&M	7-0
L CS Sacramento	4-3
L FRESNO STATE	10-1
L FRESNO STATE	13-0
W CAL POLY SLO	4-3
L at UNLV	5-4
L at UNLV	6-5
L at New Mexico	9-1
L at New Mexico	3-2
W SAN DIEGO STATE	5-4
L SAN DIEGO STATE	6-4
L #21 CALIFORNIA	5-0
L #21 CALIFORNIA	7-0
L at San Diego State	2-1
W at San Diego State	2-1
L at #3 Fresno State	9-1
L at #3 Fresno State	9-0
W SANTA CLARA	5-1
L SANTA CLARA	2-1
L UNLV	7-4
W UNLV	7-6
W NEW MEXICO	9-1
L NEW MEXICO	7-6
W SAINT MARY'S	7-0
W SAINT MARY'S	8-0
L at Utah	5-1
L at Utah	11-0
L at Colorado State	3-0
L at Colorado State	4-3
W TULSA	5-1
W TULSA	2-1
W TULSA	7-0
W TULSA	4-3

1999

Head Coach: Connie Miner
13-47, 2-19 WAC

L at California	8-0
L at California	8-0
SPARTAN EARLY BIRD TOURNAMENT	
L OREGON STATE	7-2
L PACIFIC	9-0
SPARTAN KICK-OFF TOURNAMENT	
W SOUTHERN UTAH	4-0

Year-By-Year Scores

W TOLEDO	6-0
L SANTA CLARA	2-0
W SOUTHERN UTAH	6-1
W SANTA CLARA	2-0
Louisville Slugger Tournament	
L #18 Arizona State	9-1
L Michigan State	5-2
W Illinois State	1-0
L #16 Iowa	4-0
L #16 Iowa	9-0
L at UNLV	6-0
L at UNLV	11-4
L at UNLV	4-0
L CS SACRAMENTO	9-0
L CS SACRAMENTO	3-2
W TULSA	9-5
W TULSA	6-4
L TULSA	6-5
L NORTHERN ILLINOIS	7-2
L NORTHERN ILLINOIS	3-1
National Invitational Softball Tournament	
W Wisconsin-Green Bay	5-1
L #23 Iowa	3-1
L Texas Tech	3-1
L Purdue	2-1
L Loyola Marymount	2-1
L UTAH STATE	8-2
L UTAH STATE	10-1
L #24 NEBRASKA	3-2
Capital Classic	
L #24 Nebraska	4-0
L Oregon	2-0
W Southeast Missouri State	5-4
W Southwest Missouri State	5-0
W Portland State	5-2
L Baylor	5-1
L Ohio	6-2
L UTAH	4-1
L UTAH	5-0
L UTAH	5-3
W at Santa Clara	4-3
L at Santa Clara	4-3
L #21 NEW MEXICO	6-0
L #21 NEW MEXICO	9-3
L #21 NEW MEXICO	10-3
L SANTA CLARA	8-2
W SANTA CLARA	8-4
L at #2 Fresno State	8-0
L at #2 Fresno State	4-1
L at #2 Fresno State	4-1
L at #10 Stanford	7-1
L at #10 Stanford	6-0
L at Hawai'i	9-2
L at Hawai'i	6-0
L at Hawai'i	10-0
L SAN DIEGO STATE	15-3
L SAN DIEGO STATE	7-6
L SAN DIEGO STATE	8-0

2000

Head Coach: Connie Miner

19-37, 6-14 WAC

W SONOMA STATE	6-2
W SONOMA STATE	8-4
SPARTAN EARLY BIRD	
L CALIFORNIA	5-0
L BRIGHAM YOUNG	7-4
W BRIGHAM YOUNG	6-3
L SACRAMENTO STATE	5-4
W SAN FRANCISCO STATE	8-0
L SAN FRANCISCO STATE	7-4
L at Sacramento State	5-4
L at Sacramento State	2-1
L at Saint Mary's	5-3
L at Saint Mary's	5-2
Titan Invitational	
W Portland State	3-1
L San Diego State	3-2
L Missouri	2-1
National Invitational Tournament	
W Georgia Tech	5-3
W UC Santa Barbara	8-7
L Wisconsin	9-0
W Baylor	3-2
L California	6-3
Capital Classic	
W Utah State	8-6
L Texas A&M	13-6
L Middle Tennessee State	5-1
L Oregon	7-1
L California	3-0
L Louisville	2-1
L UC SANTA BARBARA	5-3
L TEXAS A&M-CORPUS CHRISTI	5-1
L at Cal Poly	8-0
L at Cal Poly	7-5
W at Loyola Marymount	4-2
L at Loyola Marymount	1-0
W SANTA CLARA	1-0
W SANTA CLARA	6-3
L at Fresno State	4-0
L at Fresno State	3-1
L PORTLAND STATE	5-0
W PORTLAND STATE	10-0
W at Tulsa	3-0
L at Tulsa	8-0
W at Tulsa	3-0
L at Tulsa	2-0
W at Santa Clara	4-1
W at Santa Clara	4-3
L FRESNO STATE	4-0
L FRESNO STATE	12-4
L LOYOLA MARYMOUNT	8-3
W LOYOLA MARYMOUNT	5-2
L STANFORD	5-1
L STANFORD	12-1

L HAWAII	5-2
L HAWAII	2-1
L HAWAII	3-1
L HAWAII	11-4
L at Portland State	2-0
W at Portland State	10-1

2001

Head Coach: Dee Dee Enabenter

26-41, 5-15 WAC

Spartan Early Bird	
W CAL POLY	1-0
L UCLA	8-0
L CS NORTHRIDGE	1-0
L CS NORTHRIDGE	1-0
L CAL POLY	1-0
W SAN FRANCISCO STATE	3-2
W SAN FRANCISCO STATE	7-0
L at Stanford	8-0
L at Stanford	7-2
L SACRAMENTO STATE	4-3
L SACRAMENTO STATE	5-0
L SANTA CLARA	4-3
W SANTA CLARA	2-0
Worth Invitational	
L Minnesota	2-0
L CS Fullerton	2-1
W Portland State	3-1
W Oregon	2-1
L Pacific	4-1
W Long Beach State	1-0
National Invitational Tournament	
W Virginia Tech	2-0
L Miami (Ohio)	2-1
W Santa Clara	2-0
L Southern Illinois	2-1
W UC Santa Barbara	4-1
W Santa Clara	3-1
W Sacramento State	7-4
L Southern Illinois	1-0
W MIAMI (OHIO)	4-3
L MIAMI (OHIO)	2-1
Capital Classic	
W Mississippi	2-1
L Brigham Young	5-0
L Texas Tech	1-0
L Iowa	5-0
L Texas A&M-Corpus Christi	2-1
W Miami (Ohio)	2-0
W Mississippi	2-1
L Western Kentucky	5-0
L at Loyola Marymount	3-0
W at Loyola Marymount	1-0
W at UC Riverside	1-0
L at UC Riverside	5-3
L FRESNO STATE	2-0
W FRESNO STATE	1-0
W LOYOLA MARYMOUNT	3-2

Year-By-Year Scores

L	LOYOLA MARYMOUNT	5-2
L	at Oregon	9-1
L	at Oregon	4-1
L	at Portland State	4-2
L	at Portland State	1-0
W	SAINT MARY'S	1-0
L	SAINT MARY'S	5-0
L	at Cal Poly	4-2
L	at Cal Poly	2-1
L	TULSA	1-0
W	TULSA	4-0
L	TULSA	6-0
W	TULSA	1-0
W	at Santa Clara	1-0
W	at Santa Clara	5-1
L	at Fresno State	2-1
L	at Fresno State	2-1
L	at Hawaii	5-2
L	at Hawaii	7-2
L	at Hawaii	1-0
L	at Hawaii	7-0
L	PORTLAND STATE	2-1
L	PORTLAND STATE	4-2

2002

Head Coach: DeeDee Enabenter-Omidiji
25-44, 8-16 WAC

Early Bird Classic		
L	CS Northridge	3-2
L	San Diego State	3-0
L	Long Beach State	5-2
L	Washington	9-1
L	UCLA	3-0
W	at San Francisco State	5-0
W	at San Francisco State	3-1
W	at Sacramento State	3-2
L	at Sacramento State	2-1
W	at Saint Mary's	1-0
W	at Saint Mary's	3-0
Wildcat Invitational		
L	Arizona	8-0
L	Northern Iowa	7-1
L	CS Northridge	4-1
W	Drake	7-6
L	Eastern Michigan	3-1
Worth Invitational		
L	Portland State	2-1
L	CS Fullerton	10-0
W	Ohio State	7-6
L	San Diego State	4-3
L	Minnesota	4-3
L	Oregon State	5-0
NIST		
W	Arizona State	1-0
L	Northern Iowa	4-1
L	Buffalo	3-2
W	Syracuse	9-4
W	UNC Greensboro	2-0

Capital Classic		
L	California	6-1
W	Miami (Ohio)	4-0
L	Kansas	5-3
L	Syracuse	3-1
L	Wisconsin	7-2
W	Saint Mary's	5-1
L	Utah State	2-0
L	at Loyola Marymount	9-0
L	at Loyola Marymount	3-1
W	at Portland State	3-1
L	at Portland State	3-2
L	at Oregon State	1-0
L	at Oregon State	6-1
L	HAWAII	3-1
L	HAWAII	8-1
W	HAWAII	2-1
L	HAWAII	9-2
L	LOUISIANA TECH	4-1
W	LOUISIANA TECH	6-5
L	TULSA	4-1
W	TULSA	2-1
L	at California	7-0
L	at Fresno State	1-0
L	at Fresno State	1-0
L	LOYOLA MARYMOUNT	8-5
W	LOYOLA MARYMOUNT	6-5
W	CAL POLY	5-0
L	CAL POLY	4-3
W	SANTA CLARA	3-2
W	SANTA CLARA	2-1
L	at Tulsa	3-1
L	at Tulsa	3-2
W	at Louisiana Tech	4-0
W	at Louisiana Tech	4-2
L	PORTLAND STATE	10-1
L	PORTLAND STATE	6-2
L	PACIFIC	1-0
W	PACIFIC	1-0
L	STANFORD	10-2
W	STANFORD	1-0
L	FRESNO STATE	1-0
W	FRESNO STATE	3-2

2003

Head Coach: DeeDee Enabenter-Omidiji
26-35, 8-10 WAC

Early Bird Tournament		
W	Tennessee	3-1
L	California	3-1
L	Tennessee	5-3
L	California	9-0
New Mexico State Tournament		
W	Bowling Green	6-5
L	Indiana	4-2
W	Eastern Illinois	6-4
W	Marshall	8-0
W	New Mexico State	10-2

L	at Santa Clara	5-0
L	at Santa Clara	6-2
L	SACRAMENTO STATE	6-1
L	SACRAMENTO STATE	2-1
L	SAINT MARY'S	1-0
L	SAINT MARY'S	11-0
W	at Sacramento State	3-2
L	at Sacramento State	6-2
National Invitational Softball Tournament		
L	Oregon State	7-0
L	Oregon	3-0
L	Sacramento State	4-0
W	Virginia Tech	2-0
L	UMKC	1-0
SJSU Invitational		
W	BUFFALO	4-3
W	BUFFALO	4-1
W	SOUTHERN UTAH	2-1
W	UTAH	2-1
W	UTAH	2-1
L	ILLINOIS-CHICAGO	1-0
L	ILLINOIS-CHICAGO	6-2
Rebel Games		
W	St. Peter's	8-3
W	Dartmouth	2-0
W	Towson	4-0
L	Jacksonville State	11-1
L	Wright State	1-0
L	Jacksonville State	1-0
L	Towson	2-0
W	Stetson	1-0
W	MENLO	9-0
W	MENLO	4-1
W	NEVADA	3-2
W	NEVADA	7-6
W	NEVADA	1-0
L	NEVADA	8-3
L	at Tulsa	1-0
L	at Tulsa	3-1
L	at Louisiana Tech	7-2
L	at Louisiana Tech	3-2
L	at Fresno State	5-0
L	at Fresno State	5-2
L	at Pacific	2-0
L	at Pacific	3-2
L	at Hawaii	4-0
L	at Hawaii	6-1
L	at Hawaii	4-0
W	at Hawaii	2-1
L	at Stanford	1-0
L	at Stanford	4-2
W	TULSA	3-1
W	TULSA	3-2
W	LOUISIANA TECH	5-4
W	LOUISIANA TECH	1-0

Year-By-Year Scores

2004

Head Coach: DeeDee Enabenter-Omidiji

16-35, 9-13 WAC

L CALIFORNIA	3-0
L CALIFORNIA	1-0
At Stanford Classic	
L Alabama	2-0
L at Stanford	8-0
L Alabama	5-0
L at Stanford	2-0
New Mexico State Tournament	
W at New Mexico State	2-1
L Tennessee	9-3
L Boston	7-0
W Southwest Missouri State	5-1
L Southwest Missouri State	7-6
L SACRAMENTO STATE	2-0
L SACRAMENTO STATE	4-3
L SANTA CLARA	7-1
L SANTA CLARA	6-0
W NOTRE DAME DE NAMUR	2-1
National Invitational Softball Tournament	
L Syracuse	3-2
L Wisconsin	8-1
L Santa Clara	3-0
L Virginia	5-0
L Sacramento State	7-2
W UTEP	5-4
W UTEP	4-0
L ILLINOIS-CHICAGO	5-4
W ILLINOIS-CHICAGO	13-9
L at CS Northridge	1-0
L at CS Northridge	8-0
L at Long Beach State	3-0
W at Long Beach State	7-0
W at Saint Mary's	6-5
W at Saint Mary's	4-1
L LOUISIANA TECH	3-1
L LOUISIANA TECH	4-2
L TULSA	7-3
L TULSA	4-0
W at Nevada	11-6
W at Nevada	3-1
L at Fresno State	1-0
L at Fresno State	6-5
W at UTEP	3-1
W at UTEP	5-4
L FRESNO STATE	1-0
L FRESNO STATE	5-0
L NEVADA	1-0
W NEVADA	2-1
L HAWAII	3-2
W HAWAII	2-1
W HAWAII	5-1
L HAWAII	3-1
L at Louisiana Tech	2-1
L at Louisiana Tech	2-1

2005

Head Coach: DeeDee Enabenter-Omidiji

36-25, 10-8 WAC

W at UC Davis	6-2
W at UC Davis	1-0
L at #1 California	6-0
L at Santa Clara	4-2
L at Santa Clara	8-3
L #24 PACIFIC	6-3
L #24 PACIFIC	3-2
W at Grambling State	10-0
W at Grambling State	6-0
Mardi Gras Classic, Monroe, La.	
W Louisiana Tech	4-0
W Southern Mississippi	6-1
W at Louisiana-Monroe	3-1
L Louisville	1-0
Dixie Classic, Norfolk, Va.	
W Villanova	5-3
L Radford	2-1
W George Mason	5-0
W Delaware	9-0
W at Norfolk State	11-0
W Radford	5-1
W at Cal Poly	1-0
L at Cal Poly	3-1
W at Sacramento State	1-0
W at Sacramento State	4-3
W CONNECTICUT	1-0
National Invitational Softball Tournament	
W Rhode Island	8-0
L #24 Arizona State	2-0
L Iowa	5-4
W Sacramento State	3-2
L Santa Clara	7-5
L NORTHERN IOWA	8-6
L NORTHERN IOWA	8-1
SPARTAN CLASSIC	
W DARTMOUTH	10-2
W ST. FRANCIS	3-1
W COLORADO STATE	2-0
SPARTAN INVITE	
W ST. FRANCIS	9-0
W DARTMOUTH	4-0
L BROWN	3-2
W BROWN	7-3
L TULSA	1-0
L TULSA	2-0
W TULSA	1-0
L at #8 Stanford	2-0
L at UTEP	6-4
W at UTEP	10-6
W at UTEP	8-1
L at #18 Fresno State	4-0
W at #18 Fresno State	3-1
L at #18 Fresno State	2-1
L #9 OREGON STATE	3-1
L #9 OREGON STATE	3-0

W UC DAVIS	2-1
W UC DAVIS	4-3
L NEVADA	10-4
W NEVADA	2-1
W NEVADA	5-3
L at Hawaii	2-1
W at Hawaii	3-2
L at Hawaii	11-1
W LOUISIANA TECH	2-0
W LOUISIANA TECH	10-3
W LOUISIANA TECH	8-0

2006

Head Coach: DeeDee Enabenter-Omidiji

23-27, 11-6 WAC

UCR Invitational	
W Saint Mary's	6-0
W San Diego	5-3
L UC Riverside	9-7
L San Diego	3-1
W at Saint Mary's	8-2
L at Saint Mary's	3-1
L #9 CALIFORNIA	3-0
UTEP Invitational	
W New Mexico	2-1
L Utah	8-0
L New Mexico	2-0
W UTEP	9-1
W Northern Colorado	9-2
L at Pacific	3-2
W at Pacific	5-0
Stacy Winsberg Tournament at UCLA	
L Santa Clara	7-0
L #4 UCLA	8-0
L #4 UCLA	8-2
L Cal Poly	7-4
L Cal Poly	6-5
W ST. FRANCIS	10-1
W ST. FRANCIS	4-1
National Invitational Softball Tournament	
W ST. FRANCIS	9-0
L IOWA	3-2
L #10 ARIZONA STATE	11-0
L SOUTHERN ILLINOIS	6-4
L NORTH DAKOTA STATE	4-1
W NORTH DAKOTA STATE	2-0
W at New Mexico State	2-0
L at New Mexico State	7-6
W at New Mexico State	5-1
L at Hawaii	2-0
L at Hawaii	3-0
W LOUISIANA TECH	4-0
L LOUISIANA TECH	4-1
W LOUISIANA TECH	7-6
W NEVADA	6-5
W NEVADA	1-0
W NEVADA	3-2
W at Utah State	2-1

Year-By-Year Scores

W at Utah State	9-8
W at Utah State	3-2
W at Utah	7-4
L SANTA CLARA	11-0
L SANTA CLARA	6-4
L at #8 Stanford	4-3
W #20 FRESNO STATE	2-1
L #20 FRESNO STATE	6-1
L #20 FRESNO STATE	9-1
WAC Tournament, Fresno, Calif.	
L Hawaii	3-1
L New Mexico State	5-0

2007

Head Coach: Peter Turner
23-28, 6-12 WAC

UCR Invitational	
W San Diego	7-2
L Northern Colorado	5-3
L UC Riverside	5-4
L #10 California	9-1
L at UC Davis	2-0
L at UC Davis	7-5
W PACIFIC	4-3
L PACIFIC	4-3
Buzz Classic	
L Purdue	5-2
L Winthrop	1-0
L Wright State	3-0
W Middle Tennessee State	3-1
W Dartmouth	11-4
National Invitational Softball Tournament	
W NORTHERN IOWA	6-3
W EASTERN ILLINIOS	5-0
W CONNECTICUT	8-2
W CHARLOTTE	4-2
L IOWA	9-8
W NORTHERN IOWA	8-2
W NORTHERN IOWA	5-3
W NORTHERN COLORADO	3-2
W NORTHERN COLORADO	3-1
W NORTHERN COLORADO	1-0
L NORTHERN COLORADO	3-0
W MERCER	2-1
L MERCER	5-4
L NEW MEXICO STATE	5-1
L NEW MEXICO STATE	10-6
L NEW MEXICO STATE	5-3
W at Santa Clara	13-3
L at Santa Clara	4-3
W #21 HAWAII	2-1
L #21 HAWAII	20-0
L #21 HAWAII	9-2
W at Louisiana Tech	3-2
W at Louisiana Tech	9-0
L at Louisiana Tech	4-2
W at Nevada	2-1
L at Nevada	3-0

L at Nevada	10-0
W UTAH STATE	3-1
W UTAH STATE	5-0
L UTAH STATE	2-0
L at #16 Stanford	5-3
L at Fresno State	3-2
L at Fresno State	4-2
L at Fresno State	9-0
WAC Tournament, Fresno, Calif.	
L Fresno State	5-0
W Utah State	9-1
W New Mexico State	3-1
L Nevada	2-1

2008

Head Coach: Peter Turner
26-35, 5-13 WAC

W at CSU Bakersfield	8-3
L at CSU Bakersfield	4-3
L at CSU Bakersfield	7-5
L at CSU Bakersfield	5-4
L at Sacramento State	5-2
W at Sacramento State	6-5
W CALIFORNIA	3-2
Louisville Slugger Desert Classic	
W Seton Hall	5-4
L UTEP	4-3
W Brigham Young	3-2
L CSU Northridge	8-0
L Oregon	4-3
W SAINT MARY'S	6-4
W SAINT MARY'S	3-0
W SANTA CLARA	6-1
L SANTA CLARA	2-0
Wilson DeMarini Invitational	
L Creighton	8-0
L Arkansas	9-2
L Drake	3-2
W Florida International	2-1
L #2 Arizona State	11-1
L NORTH DAKOTA STATE	7-0
L NORTH DAKOTA STATE	3-1
NIST	
W Tennessee State	4-2
W Tennessee State	7-1
L Northern Iowa	4-3
L California	15-4
W Boston College	6-5
Saint Mary's Invitational	
W Sacred Heart	8-0
W UC Riverside	9-2
W at Pacific	3-1
L at Pacific	3-1
W NORTHERN COLORADO	11-0
L NORTHERN COLORADO	1-0
L LOUISIANA TECH	1-0
W LOUISIANA TECH	3-1
W LOUISIANA TECH	5-2
W SACRAMENTO STATE	4-3

W at Saint Mary's	11-10
L at Saint Mary's	8-5
W at Utah State	15-8
L at Utah State	8-6
L at Utah State	11-10
L at #20 Hawai'i	1-0
L at #20 Hawai'i	3-1
L at #20 Hawai'i	9-6
W UC DAVIS	2-1
W UC DAVIS	10-1
L #12 FRESNO STATE	2-0
L #12 FRESNO STATE	1-0
L #12 FRESNO STATE	5-3
L at #7 Stanford	7-3
L at New Mexico State	4-1
W at New Mexico State	14-8
W at New Mexico State	4-2
L #19 NEVADA	4-1
L #19 NEVADA	3-2
L #19 NEVADA	5-4
WAC Tournament, Honolulu, Hawai'i	
W Utah State	8-2
L Nevada	5-0
L Hawai'i	12-4

2009

Head Coach: Peter Turner
19-37, 6-15 WAC

Red Desert Classic, St. George, Utah	
W Idaho State	4-1
L Utah	6-5
L Brigham Young	3-2
L #12 Tennessee	16-0
W Utah Valley	14-4
UTEP Tournament	
L CS Northridge	7-4
W Northern Colorado	3-0
L New Mexico State	14-1
L UTEP	2-1
L Samford	6-1
W BOSTON	6-4
L BOSTON	3-1
L SACRAMENTO STATE	3-0
L BOSTON	4-1
L CSU BAKERSFIELD	5-4
W CSU BAKERSFIELD	1-0
L CSU BAKERSFIELD	4-2
L CSU BAKERSFIELD	5-0
L ILLINOIS STATE	14-2
W ILLINOIS STATE	4-0
W VERMONT	6-1
W VERMONT	8-0
NIST	
W COLORADO STATE	3-0
L LONG BEACH STATE	2-1
L CANISIUS	3-2
L UNLU	4-0
W CANISIUS	5-4

Year-By-Year Scores

L	PRINCETON	4-0
W	PRINCETON	8-5
L	at Fresno State	7-1
L	at Fresno State	2-0
L	at Fresno State	1-0
L	DARTMOUTH	7-6
W	UTAH STATE	9-1
L	UTAH STATE	4-1
W	UTAH STATE	3-1
W	SANTA CLARA	7-1
W	SANTA CLARA	9-1
W	BOISE STATE	8-2
L	BOISE STATE	4-2
W	BOISE STATE	8-0
L	at New Mexico State	14-4
L	at New Mexico State	6-0
L	at New Mexico State	16-7
W	HAWAII	5-4
L	HAWAII	6-5
L	HAWAII	11-4
L	at #4 Stanford	3-0
L	at Louisiana Tech	10-1
L	at Louisiana Tech	9-7
L	at Louisiana Tech	4-1
L	#25 NEVADA	17-0
L	#25 NEVADA	5-3
W	#25 NEVADA	1-0
WAC Tournament, Fresno, Calif.		
L	Boise State	8-4
L	New Mexico State	6-1

2010

Head Coach: Peter Turner

34-25, 8-13 WAC

Red Desert Classic, St. George, Utah		
L	Brigham Young	9-5
L	Utah	8-0
W	Utah Valley	7-3
W	Northern Colorado	14-9
W	Seattle	7-3
W	SANTA CLARA	6-0
W	SANTA CLARA	5-0
W	CSU BAKERSFIELD	5-4
W	CSU BAKERSFIELD	5-4
L	CSU BAKERSFIELD	9-1
W	CSU BAKERSFIELD	11-8
UTEP Invitational		
L	UTEP	7-4
W	Weber State	11-6
W	New Mexico	6-1
L	New Mexico	2-0
W	Northern Colorado	16-1
W	Weber State	12-1
Hornet Round Robin		
W	Charlotte	4-3
W	Sacramento State	10-4
W	Sacramento State	11-5
W	Charlotte	3-2

South Bay Super Series, PAL Stadium		
W	Saint Mary's	8-7
W	Saint Mary's	4-0
W	Princeton	2-0
W	Princeton	6-2
Judi Garman Softball Classic, Fullerton		
L	#15 Texas	13-8
L	UNLV	7-1
W	#11 Oklahoma	5-4
W	Virginia	8-4
L	Utah	12-2
W	at UC Davis	5-4
L	at Hawaii	3-2
L	at Hawaii	7-3
L	at Hawaii	7-1
L	LOUISIANA TECH	2-0
L	LOUISIANA TECH	9-1
W	LOUISIANA TECH	10-2
W	SANTA CLARA	4-2
L	at Pacific	7-2
W	at Nevada	7-6
W	at Nevada	10-2
W	at Nevada	11-9
L	FRESNO STATE	2-1
L	FRESNO STATE	4-0
W	FRESNO STATE	1-0
L	at Utah State	4-2
W	at Utah State	2-1
L	at Utah State	2-1
L	at #14 Stanford	4-1
L	at Boise State	10-7
W	at Boise State	7-6
L	at Boise State	15-0
W	NEW MEXICO STATE	3-2
L	NEW MEXICO STATE	2-1
L	NEW MEXICO STATE	8-7
WAC Tournament, Las Cruces, N.M.		
W	Louisiana Tech	6-5
L	Hawaii	16-8
W	New Mexico State	9-8
L	Boise State	6-5

2011

Head Coach: Peter Turner

19-25, 5-16 WAC

Kajikawa Classic, Tempe, Ariz.		
W	Ole Miss	3-2
L	CS Northridge	9-8
L	Nebraska	7-3
W	Appalachian State	4-3
L	Portland State	5-3
L	#13 Arizona State	11-3
W	at CSU Bakersfield	3-1
W	at CSU Bakersfield	3-1
W	at CSU Bakersfield	6-2
W	at CSU Bakersfield	8-0
W	SANTA CLARA	2-1
W	SANTA CLARA	8-0

Libby Matson Invitational, @Pacific		
L	#13 Oregon	8-0
L	#13 Oregon	6-0
L	Pacific	12-9
Eller Media Stadium Classic, Las Vegas		
L	Bradley	3-1
L	Kansas	3-1
W	San Diego	5-0
L	Troy	14-9
L	UNLV	3-2
Santa Clara Bronco Invitational, Hayward, Calif.		
L	UC Davis	6-2
W	Albany	3-2
W	Santa Clara	14-1
L	UC Davis	4-3
W	NEW MEXICO	3-1
L	NEW MEXICO	10-0
Judi Garman Tournament, Fullerton, Calif.		
L	#7 Arizona	14-6
L	Illinois	14-2
L	Pacific	11-3
W	IDAHO STATE	4-3
L	IDAHO STATE	7-4
L	at New Mexico State	7-6
L	at New Mexico State	9-0
L	at New Mexico State	18-9
W	BOISE STATE	5-3
L	BOISE STATE	12-1
L	BOISE STATE	12-1
W	UC DAVIS	504
L	UTAH STATE	9-6
L	UTAH STATE	5-2
W	UTAH STATE	8-4
L	at #11 Stanford	3-1
L	at Fresno State	4-2
L	at Fresno State	2-1
L	at Fresno State	6-1
L	NEVADA	8-5
L	NEVADA	1-0
W	NEVADA	12-4
L	at Louisiana Tech	2-1
W	at Louisiana Tech	4-1
W	at Louisiana Tech	5-3
L	HAWAII	8-0
L	HAWAII	11-1
L	HAWAII	3-1

