



San José State University WOMEN'S BASKETBALL



**DEZZ
RAMOS**

**RACHOL
WEST**

**JASMINE
SMITH**

**PARIS
BAIRD**

2016-17 Media Guide



PRESSURE'S ON.

CLOCK IS TICKING.

DON'T WALK ...



TICKETS: TheMW.com/2017

DATES: March 6-11, 2017





Contents

San José State University	2-3
The Mountain West	4-5

Coaches

Head Coach Jamie Craighead	6-7
Assistant Coach Dan Muscatell	8
Assistant Coach Jourdan Willard.....	9
Assistant Coach Alle Moreno	10
Support Staff	11

2016-17 Spartans

Roster Breakdown	14
Radio/TV Roster	15
Paris Baird	16-17
Dezz Ramos	18-19
Jasmine Smith	20-21
Rachol West	22-23
Hallie Gennett.....	24-25
Myzhanique Ladd	26-27
Andrea Kholhaas.....	28-29
Analyss Benally.....	30-31
Fieme'a Hofka	32-33
Alexis Harris	34-35
Anna Thomasdotter	36-37
Taylor Turney.....	38-39

2015-16 Review

Season Box Score	42
Conference Box Score	43
Schedule/Results & Leaders.....	44
Points-Rebounds-Assists.....	45

Record Book

1,000-Point Club	48-49
Career Records	50-51
Single-Season Records.....	52-53
Individual Records	54
Team Records.....	55
The Event Center Records.....	56
Top Scoring & Rebounding Games	57
Spartan Honors.....	58-59
All-Time Roster	60-61
Coaching Records.....	62
All-Time Series	63
All-Time Series Scores	64-73
All-Century Team/Hall of Fame	74-75
Year-By-Year Scores	76-87
For The Media	88

Credits

The 2016-17 San José State University women's basketball media guide was produced by the schools athletics media relations department.

Cover design by ?????? Photography by Terrell Lloyd.

Inside photography by Terrell Lloyd, Kym Fortino, Vernon McKnight, Wayne Salvatore, Ron Fried, San José State University.

San José State does not discriminate on the basis of race, color, religion, national origin, sex, sexual orientation, marital status, pregnancy, age, disability, disabled veteran's or Vietnam veteran's status. This policy applies to all San José State student and staff programs and activities. Questions regarding this policy should be directed to the Director of the Office of Equal Employment Opportunity/Affirmative Action, SJSU, San Jose, CA 95192, (408) 924-1115.

San José State University



Annually ranked among the top-10 masters-level public universities in the West by *U.S. News & World Report's* survey of "America's Best Colleges".





**President
Mary Papazian**



**Athletics Director
Gene Bleymaier**



San José State is the number one supplier of education, engineering, computer science and business graduates to Silicon Valley, the world's high-tech capital.



The Mountain West



From its inception in 1999, the Mountain West (MW) has been committed to excellence in intercollegiate athletics, while promoting the academic missions of its member institutions. Progressive in its approach, the MW continues to cultivate opportunities for student-athletes to compete at the highest level, while fostering academic achievement and sportsmanship. Now in its 17th year, the MW has been assertive in its involvement with the NCAA governance structure and has taken a leadership role in the overall administration of intercollegiate athletics.

The Mountain West has marked several achievements over its first 16 years of existence, most notably becoming the first to establish a sports television network dedicated solely to an intercollegiate athletic conference (The Mtn.). The Mountain West also was the first to experiment with the coaches' challenge in the college football instant replay system, and was the first non-automatic-qualifying BCS conference to participate in four BCS bowl games, winning three. Additionally, the Mountain West was the first conference to have a member institution with No. 1 overall picks in both the NFL and NBA drafts in the same year (Utah's Alex Smith and Andrew Bogut, respectively in 2005). With San Diego State's Stephen Strasburg claiming the No. 1 pick in the 2009 MLB Draft, the Mountain West is one of two conferences to have the No. 1 selection in each of the NFL, NBA and MLB drafts since the MW was founded in 1999. In 2011-12, the Mountain West was among the first conferences to implement a league-wide state-of-the-art basketball instant replay system.

The Mountain West is noted for its geographic diversity. Some of the most beautiful terrain and landscapes in the nation can be found within Mountain West boundaries, including the majestic Rocky Mountain range, which borders five MW institutions (Air Force, Boise State, Colorado State, New Mexico and Utah State). The high plains of Wyoming (elevation 7,220 feet – the highest Division I campus in the nation) contrast with the desert cities of Las Vegas and Reno, home to UNLV and Nevada, respectively, while Fresno State, San Diego State and San José State add a West Coast influence with their locations in Central, Southern and Northern California. The inclusion of the Hawai'i football program extends the Mountain West footprint to the beautiful islands in the Pacific Ocean.

ACADEMIC CONSORTIUM

From the outset, Mountain West member institutions have been committed to creating strong academic relationships, as well as athletic competition. To that end, the chief academic officers of each institution have explored academic exchange programs, library crossovers and shared research. In addition, the faculty athletics representatives routinely provide academic assistance and test-taking services for student-athletes visiting from fellow member institutions for competition.



OPPORTUNITY

The Mountain West provides a first-class athletic and academic experience for more than 5,100 student-athletes each year. Over the past 16 years, 42 Mountain West student-athletes have earned NCAA Postgraduate Scholarships, and since the league's inception in 1999, an additional 30 student-athletes have been named MW Scholar-Athlete of the Year and awarded league-sponsored postgraduate scholarships. Three Mountain West student-athletes have earned distinction as Rhodes Scholars.

The Mountain West



Conference student-athletes are also given a voice regarding pertinent issues within the MW and NCAA governance structure through representation on the Student-Athlete Advisory Committee (SAAC). The Mountain West SAAC consists of 23 representatives: two from each full member institution and one faculty athletics representative. The committee reviews and reacts to legislation and to other topics referred by the Conference constituent group or committees related to the student-athlete experience.



ACHIEVEMENT

The MW has produced 882 All-America selections among its 18 sponsored sports (men's swimming was discontinued as a Conference sport following the 2010-11 season) in the last 16 years, including a league-record 83 All-America honorees in 2010-11. A total of 156 MW student-athletes have also earned Academic All-America accolades in that span. The Mountain West has sent at least 25 teams to NCAA postseason event in each of the past 16 years, capturing three team national championships in women's cross country and producing 36 individual national championships in the sports of men's golf, men's cross country, and men's and women's indoor track & field and outdoor track & field.

Mountain West members have participated in 69 bowl games under the league umbrella, including four appearances in BCS games and one CFP game. The MW has earned 76 postseason bids in men's basketball, including 43 NCAA Tournament appearances and two NIT Final Four berths. MW women's basketball has tallied 67 postseason slots, including 34 NCAA bids, five Sweet 16 appearances and one Elite Eight berth since 2000.

Wyoming won the MW's first WNIT championship in 2007 with a win over Wisconsin. In women's volleyball, the MW has had 38 NCAA bids with nine Sweet 16 berths and one Elite Eight appearance. Women's soccer has earned 29 NCAA bids since 1999, with two Sweet 16 berths and one Elite Eight appearance. MW men's golf has had at least three representatives NCAA Golf Regionals in each of its 16 years, while women's golf has had at least three teams participate in NCAA Regionals 13 of the last 16 years.

SPORTSMANSHIP

Named for Sports Ethics Fellow by the Institute for International Sport in 1998, Commissioner Craig Thompson has been a driving force for sportsmanship within intercollegiate athletics. As part of its continuing growth and development, the Mountain West implemented an extensive Sportsmanship Initiative, endorsed by both the MW Joint Council and MW Board of Directors. The program is made up of several elements, which are both practical and philosophical in nature. While the MW has significant penalties in place to deal with violations, the Sportsmanship Initiative is primarily promotional and educational in nature. The goal is to develop an environment that fosters appropriate behavior from all Conference constituencies.



Jamie Craighead

Head Coach | Fourth Year | Oregon, 2002

Coaching Staff

On September 16, 2013, Jamie Craighead, who coaches an up-tempo offense and stifling defense, was named the eighth head women's basketball coach at State University.

Entering her fourth season leading the Spartans, Craighead's teams have set and then broken the program's record for points scored in a season, which currently stands at 2,511, and in 2014-15 set a San José State and Mountain West Conference single-game record when the Spartans scored 119 points in a win over Columbia.

Under Craighead's guidance the Spartans reached the semifinals of the 2015 Mountain West Championship Tournament. It marked just the second time in the history of the program that the team advanced that far in its conference championship tournament. In addition, the team's 15 wins were the most since the team won 18 games.

The 2013-14 squad established single-season marks for free throws attempted (726) and made (493) as well as three-pointers attempted (793) and made (271). In 2014-15, the Spartans set new marks for three-pointers attempted (872) and made (271), assists (501) and total field goal attempts (2,262).

The Spartans

In her three seasons, Craighead's players have earned six conference post-season awards for their play on the court. In addition, they have earned 20 Academic All-Mountain West (3.0+ GPA) and seven Mountain West Scholar-Athlete honors (3.5+ GPA), three Dean's Scholar (3.65+ GPA) and two President's Scholar designations as well as four Arthur Ashe, Jr. Sport-Scholar Award and a first-team Capital One Academic All-District VIII honor. Finally, student-athletes Ta'Rea Cunnigan, the all-time leader in scoring, and Emily Vann graduated Magna Cum Laude in 2015 and 2016, respectively.

2015-16 Review

Craighead came to San José State after spending four seasons at Sacramento State (2009-10-to-2012-13), where she was the winningest women's head coach in 20 years and the only coach to post a winning conference record at Sacramento State since they entered the Big Sky Conference in the 1996-97 season. Under her guidance the Hornets reached the Big Sky Conference Tournament for just the fifth (2012) and sixth (2013) times in program history. In those appearances, Sacramento State earned its first tournament wins and reached the semi-final round both years.

The youngest head coach in Division I when she took over the Hornets, Craighead's teams, playing a fast-break type offense, led the Big Sky Conference in scoring for two of her four seasons.

Sacramento State set several program records in 2012-13 including field goals made, assists, blocked shots and fewest turnovers committed. In addition, the Hornets' 27 wins equaled the program's single-season record, which was set in the 1990-91 season. The Hornets led the Big Sky in points, 3-pointers, and assists and on the defensive end, topped the league in steals and blocks.

Record Book

Also in 2012-13, Craighead coached Kylie Kuhns and Megan Kritscher, two of the top post players in the Big Sky Conference. Kuhns, at only six feet tall, broke the Big Sky career rebounding records during the year, while also leading the team in scoring. For her efforts, Kuhns earned All-Big Sky first-team honors. Kritscher shattered the Big Sky single-season blocks record and ranked fourth in the NCAA in blocks per game for the season.

In four seasons, nine of her players garnered All-Big Sky honors. She coached 2011-12 Big Sky Freshman of the Year Fantasia Hilliard, and 23 of her athletes received Academic All-Big Sky Conference honors for their work in the classroom.

Prior to accepting the top job at Sacramento State, Craighead spent the 2007-08 season as an assistant for the Hornets before being promoted to Associate Head Coach the following year. Craighead started her coaching career in 2002 under two-time NCAA Division II Coach of the Year Gordy Presnell at Seattle Pacific University. In her three years at SPU, the team posted an 89-5 record, won three PacWest Conference titles, qualified for the NCAA Division II Tournament each year and reached the championship game in 2005. After her success in Seattle, she spent two seasons as an assistant at Portland State University before taking a position at Sacramento State.

As a collegiate player at the University of Oregon, Craighead led the Ducks to the 2002 WNIT championship after three appearances in the NCAA Tournament. After she finished her career, her 182 3-point field goals made ranked second all-time in Ducks history.

San José
ntly stands at
e 42-year
2004-05
245). In
ic All-Moun-
n (4.0 GPA+)
he school's
ketball coach
der her
acramento
ring in each
team's 19
the defensive
the school
itscher
received
lead Coach
ity. In her
d the cham-
o State.
When she



Coaching Staff

The Spartans

2015-16 Review

Record Book

Dan Muscatell

Assistant Coach | Third Year | Western Washington, 1983



Coaching Staff

The Spartans

2015-16 Review

Record Book

The 2016-17 season is the third in which Dan Muscatell serves the San José State women's basketball team as an assistant coach.

Muscatell's primary on-court responsibilities are scouting, coaching the team's half-court defense and rebounding as well as post and center development. Off the court he assists in recruiting, game scheduling and is the program's camp coordinator.

Muscatell came to San José State after five seasons (2010-14) as an assistant at Oregon. Among other student athletes, he recruited Jillian Alleyne to Eugene, Ore. In 2013-14, Alleyne was honored with several national awards including Honorable Mention All-American from both the *Associated Press* and *FullCourt.com*. Alleyne set Pac-12 and program records for rebounds (494) and double-doubles (28) in a season as well as a single-game rebounding record (27). In his five years at Oregon, Duck players earned all-conference recognition 15 times and 22 times were honored for their academic excellence.

Prior to Oregon, Muscatell spent six years (2004-09) as head coach at Sacramento State, the final two with Craighead as an assistant on his staff. He coached seven student-athletes to All-Big Sky honors, including 2004-05 conference Newcomer of the Year Kim Sheehy. Off the court, 24 players received Big Sky all-academic accolades, culminating in 2009 with their second consecutive NCAA Academic Performance Program Public Recognition Award. Of 21 student-athletes that reached senior eligibility 20 graduated.

Prior to Sacramento State, he spent four years as an assistant coach at Oregon (1999-03) and among his recruits and players was Jamie Craighead. During his tenure the program won a Pac-10 championship (2000) while compiling 74-49 overall and 42-30 conference records. The team made three postseason appearances during that four-year stretch. They participated in the 2000 and 2001 NCAA Tournaments and were champions of the 2002 WNIT Tournament.

Muscatell was responsible for one of the nation's top recruiting classes in 2001. He has coached or recruited six former WNBA players including current New York Liberty forward Cathrine Kraayeveld.

A graduate of Western Washington University with a bachelor's degree in physical education/psychology (1983) and a master's degree in administration (1990), Muscatell and his wife, Terri, have three children: Keely, Jessica and Drew.

Jourdan Willard

Assistant Coach | Fourth Year | Sacramento State, 2009

Jourdan Willard enters her fourth season as an assistant coach with the San José State women's basketball program in 2016-17.

Willard's primary on-court responsibilities for the Spartans include wing and trail post development, rebounding and offense and opponent scouting. Off the court she is the program's recruiting and academic coordinator.

Willard came to the Spartans after spending five years working on the women's basketball staff at Sacramento State. She began her coaching career as an undergraduate assistant for the Hornets in 2008-09 and was elevated to the team's director of basketball operations the following season. In 2010-11 she was appointed as an assistant coach and held that position for the next three seasons primarily developing the program's perimeter players.

In 2012-13, Willard mentored one of the top players in the Big Sky Conference in Kylie Kuhns. Kuhns broke the school and Big Sky career rebounding records during the year while also leading the team in scoring. For her efforts, Kuhns earned All-Big Sky first-team honors.

Willard began her collegiate playing career at Nevada (2005 & 2006). She then transferred to Sacramento State and played parts of two seasons (2007 & 2008) before her career was cut short by injury.

Willard earned a degree in business/marketing from Sacramento State in 2009 and is currently working on a master's degree in education with an emphasis in gender equity from the same institution.



Alle Moreno

Assistant Coach | Second Year | Sacramento State, 2014



Coaching Staff

The Spartans

2015-16 Review

Record Book

On July 1, 2015, Alle Moreno was named assistant coach for the San José State women's basketball programs.

Entering her second year as a full-time staff member, she served as a graduate manager for the 2014-15 season, Moreno's on-court responsibilities include back court (point guard and two guard) player development and preparation for special situations. Off the court she works on opponent scouting, film exchange, practice and game film breakdown and assists in all recruiting efforts.

Moreno came to San José State after earning a degree in criminal justice from Sacramento State in 2014. As a four-year member of the Hornets women's basketball team, she enjoyed one of the most accomplished careers in the program's history. Moreno completed her eligibility ranked seventh on Sacramento State's career scoring list with 1,280 points.

In addition, she finished her playing career in the top-10 of six other statistical categories including holding the program's career marks for steals (223), 3-pointers (238) and 3-point attempts (808). Three of her season (2011-13) she played for Spartans' head coach Jamie Craighead,

A two-time All-Big Sky performer and a member of the 2013 Big Sky All-Tournament Team, Moreno excelled in the classroom as well where she was a four-time Academic All-Big Sky honoree.

The 2010 graduate of Saint Mary's High School in Stockton, Calif., she was a member of that year's high school national championship team as well as state championship squads in 2009 and 2010.

Moreno earned an MBA from San José State in May 2016.

Support Staff



Chereese Thomas
Director of Basketball Operations
San José State (2014)



Rachel Vaccaro
Athletic Trainer
University of Delaware (2014)



Terrance Stratton
Equipment Manager
University of Toledo (2011)



Mike Nicolini
Athletic Performance
University of Redlands (2011)

2016-17 Spartans





NO NAME PRONOUNCIATION

- 3 Paris Baird BARE-d
- 5 Analyss Benally Anna-lease
- 23 Hallie Gennett HAL-lee
- 4 Fieme'a Hafoka FEE-aye-mah-ah
- 24 Alexis Harris
- 2 Andrea Kohlhaas ahn-DRAY-uh COAL-ha-ss
- 1 Myzhaniqe Ladd MY-zha-knee-kah
- 21 Dezz Ramos RAH-mos
- 12 Anna Thomasdotter
- 30 Taylor Turney
- 11 Jasmine Smith



- 20 Rachol West rachel
- HC Jamie Craighead
- AC Dan Muscatell MUH-ska-tell
- AC Jourdan Willard jordan
- AC Alle Moreno AL-ee

BY CLASS

SENIORS - 4

Paris Baird, Dezz Ramos, Jasmine Smith, Rachol West

JUNIORS - 2

Hallie Gennett, Myzhaniqe Ladd

SOPHOMORES - 1

Andrea Kohlhaas

FRESHMAN - 5

Analyss Benally, Fieme'a Hafoka, Alexis Harris, Anna Thomasdotter, Taylor Turney

BY POSITION

GUARDS - 7

Analyss Benally, Fieme'a Hafoka, Andrea Kohlhaas, Myzhaniqe Ladd, Dezz Ramos, Taylor Turney, Rachol West

FORWARDS - 4

Paris Baird, Hallie Gennett, Jasmine Smith, Anna Thomasdotter

CENTERS - 1

Alexis Harris

No.	Name	Pos.	Ht.	Cl.	Hometown	Last School
1	Myzhaniqe Ladd	G	5-10	Jr.	Seattle, Wash.	Cleveland HS
2	Andrea Kohlhaas	G	5-11	So.	Besigheim, Germany	Otto Hahn Gymnasium
3	Paris Baird	F	6-2	Sr.	Van Nuys, Calif.	Windward School
4	Fieme'a Hafoka	G	5-9	Fr.	Lahaina, Hawai'i	Lahainaluna HS
5	Analyss Benally	G	5-8	Fr.	Park City, Kansas	Wichita-Heights HS
11	Jasmine Smith	F	6-0	Sr.	Burbank, Calif.	Bellarmino Jefferson HS
12	Anna Thomasdotter	F	6-0	Fr.	??, Sweden	???
20	Rachol West	G	5-10	Sr.	Bakersfield, Calif.	Garces Memorial HS
21	Dezz Ramos	PG	5-7	Sr.	West Valley, Utah	Weber State
23	Hallie Gennett	F	5-11	Jr.	Post Falls, Idaho	Sacramento State
24	Alexis Harris	C	6-3	Fr.	Palo Alto, Calif.	Palo Alto HS
30	Taylor Turney	PG	5-9	Fr.	Henderson, Nev.	Foothill HS

Head Coach: Jamie Craighead (Oregon, 2002)
Assistant Coaches: Dan Muscatell (Western Washington, 1983)
 Jourdan Willard (Sacramento State, 2009)
 Alle Moreno (Sacramento State, 2014)
Director of Operations: Chereese Thomas (San José State, 2014)
Athletic Trainer: Rachel Vaccaro (Delaware, 2014)
Athletic Performance: Michael Nicolini (University of Redlands, 2011)



#1 Myzhanique Ladd
5-10 | G | Jr
Seattle, Wash.



#2 Andrea Kohlhaas
5-11 | G | So
Besigheim, Germany



#3 Paris Baird
6-2 | F | Sr
Van Nuys, Calif.




#4 Fieme'a Hafoka
5-9 | G | Fr
Lahaina, Hawai'i



#5 Analyss Benally
5-8 | G | Fr
Park City, Kansas



#11 Jasmine Smith
6-0 | F | Sr
Burbank, Calif.



#12 Anna Thomasdotter
6-0 | F | Fr
Lund, Sweden



#20 Rachol West
5-10 | G | Sr
Bakersfield, Calif.



#21 Dezz Ramos
5-7 | PG | Sr
West Valley, Utah



#23 Hallie Gennett
5-11 | F | Jr
Post Falls, Idaho



#24 Alexis Harris
6-3 | C | Fr
Palo Alto, Calif.



#30 Taylor Turney
5-9 | PG | Fr
Henderson, Nev.



Jamie Craighead
Head Coach



Dan Muscatell
Assistant Coach



Jourdan Willard
Assistant Coach



Alle Moreno
Assistant Coach

Coaching Staff

The Spartans

2015-16 Review

Record Book



HONORS

2016

- Academic All-Mountain West

2015

- Academic All-Mountain West

2014

- Academic All-Mountain West
- San José State Scholar-Athlete



SPARTAN NOTES

In her fifth season as a Spartan.

2015-16

Appeared in all 30 games, making one start...in 12.3 minutes a game, averaged 3.6 points, 2.6 rebounds, 0.8 assists and 0.7 steals...start at Nevada (2/17) was the first of her collegiate career...set career-highs in nearly every statistical category...reached double-figure scoring in four games including a career-high 15 points twice – against both Colorado State (1/27) and Utah State (2/27)...against Utah State drained a career-best five three-pointers... was 11-for-13 from the free throw line, including going a perfect 2-for-2 four times...had a career-high nine rebounds versus New Mexico (3/8) among her 77 boards on the season...three assists against Boise State (1/20) were a single-game high...in the games against Colorado State and at CSU Bakersfield blocked two shots...six times had two steals in a game.

2014-15

Appeared in 31 games all coming off the bench...averaged 2.5 points and 2.3 rebounds in 9.4 minutes per game...scored a career-high 10 points at UC Irvine (11/22)...twice grabbed a season-high six rebounds, at Wyoming (1/3) and at Utah State (2/18)...dished out a season-best two assists three times, vs. Columbia (11/16), vs. Southern Oregon (12/2) and at Wyoming... set a career-high with two blocks at Utah (11/14)...had a pair of steals at Fresno State (1/14) and at Utah State.

2013-14

Appeared in 29 of the team's 30 games, all coming off the bench...averaged 1.4 points and 2.1 rebounds in 11.4 minutes per game...against Utah State (1/4) recorded season-highs in points (8), rebounds (7) and assists (2)...also had two assists vs. San Francisco State (11/8), at Colorado State (1/8) and vs. Boise State (1/25)...made three steals vs. San Diego State (2/26)...played a season-high 23 minutes at Nevada (1/1).

2012-13

Redshirted the season.

HIGH SCHOOL

A 2012 graduate of the Windward School (coach Steve Smith) in Los Angeles, Calif. ...a member of the 2010-11 CIF Division IV State Champions averaging 7.3 points, 6.0 rebounds and 1.5 steals...in her final two seasons the team was 58-9, 18-0 in Alpha League play and reached a No. 9 national ranking...earned All-Alpha League honors as a senior and received the team's Character Award...garnered three letters in track.

PARIS

Majoring in psychology...the daughter of Jacqueline and Steven Baird...in her spare time enjoys writing and art...played club ball for the Cal Sparks Gold (coach Elbert Kinnebrew)...Paris Mariana Baird is a native of Buffalo, N.Y.

3

PARIS BAIRD

Forward | 6-2 | Senior
Van Nuys, California



CAREER STATS

Year	G-GS	Mins	FG-A	Pct	3Pt-A	Pct	FT-A	Pct	Reb	Avg	Asst	TO	Blk	St	Pts	Avg
2013-14	29-0	332	16-68	.235	4-25	.160	4-14	.286	61	2.1	15	15	5	11	40	1.4
2014-15	31-0	290	28-91	.308	7-39	.179	13-23	.565	71	2.3	11	17	7	8	76	2.5
2015-16	30-1	370	40-127	.315	18-58	.310	11-13	.846	77	2.6	24	37	9	20	109	3.6
Totals	90-1	992	84-286	.294	29-122	.238	28-50	.560	209	2.3	50	69	21	39	225	2.5



HONORS

2017

- Mountain West Preseason Player of the Year
- Preseason All-Mountain West

2016

- Mountain West Newcomer of the Year
- All-Mountain West
- Preseason Mountain West Newcomer of the Year

SPARTAN NOTES

In her third season as a Spartan...sat out the 2014-15 season due to NCAA transfer regulations.

2015-16

Made 24 starts in 29 total appearances...averaged 18.1 points, 4.1 assists, 3.3 rebounds and 1.1 steals in 31.7 minutes per game...led the team in minutes, field goals, field goal attempts, three-pointers, three-point attempts, free throws, free throw attempts, assists and total points...526 points are the seventh most in a season for a Spartan...62 three-pointers rank sixth on the program's single-season list...her .839 free throw percentage (104-124) is the fourth highest in Spartans single-season history...points per game average ranked second in the Mountain West and 59th in the nation...total points for the season ranked 98th in the country and second in the conference...free throw percentage ranked 46th in the NCAA and third in the Mountain West...reached double digit scoring in 27 games including a team-high 31 points against South Dakota (12/8)...was the 24th player in SJSU history to surpass 30 point in a game...hits a single-game best five three-pointers against New Mexico State (12/17)...three times – against Hawai'i (12/22), at San Diego State (2/20) and against Utah State (2/27) pulled down a single-game high six rebounds... single-game best eight assists came against UNLV (2/10)...picked the pocket of four Air Force Falcons (1/2), a season-best...ranked in the top-five in the conference in assists/turnover ratio, assist per game, field goal attempts, field goals, free throws, free-throw percentage, points per game, three-point field goals per game and three-point field goal percentage.

WEBER STATE

Played two seasons for the Wildcats...started in 50 of 58 appearances... averaged 10.4 points, 3.5 assists, 2.8 rebounds and 1.2 steals per game.

HIGH SCHOOL

A 2012 graduate of Hunter High School (coach Steve White) in West Valley, Utah...was a first-team all-state honoree as a senior as well as Region 2 and team MVP...named Utah High School Female Athlete of the Year as a senior... first-team all-state as a junior...as a sophomore at Bingham High School received all-state recognition, Region 3 and team MVP honors...a Deseret News Honorable Mention and Region 3 second-team selection as a freshman...compete in volleyball.

DEZZ

Majoring in philosophy...hopes to play professional basketball after graduation...the daughter of Jemima and Jesus Ramos...in her spare time enjoys spending time outdoors and with her family...Desiree "Dezz" Ramos is a native of West Valley, Utah.

21

DEZZ RAMOS

Point Guard | 5-7 | Senior
West Valley, Utah



CAREER STATS (* - Statistics compiled at Weber State)

Year	G-GS	Mins	FG-A	Pct	3Pt-A	Pct	FT-A	Pct	Reb	Avg	Asst	TO	Blk	St	Pts	Avg
*2012-13	29-26	806	84-295	.285	30-116	.259	46-59	.780	67	2.3	73	120	4	28	244	8.4
*2013-14	29-24	948	117-314	.373	32-123	.260	94-108	.870	94	3.2	132	87	5	40	360	12.4
2015-16	29-24	920	180-447	.403	62-176	.352	104-124	.839	96	3.3	118	83	5	31	526	18.1
Totals	87-74	2,674	381-1056	.361	124-415	.299	244-291	.838	257	3.0	323	290	14	99	1,130	13.0



HONORS

2015

- Cal Classic All-Tournament Team

2014

- Mountain West All-Freshman Team
- San José State Scholar-Athlete

SPARTAN NOTES

In her fourth year as a Spartan.

2015-16

Appeared in all 30 games, starting in 29 games...averaged 9.4 points, 6.2 rebounds, 0.9 assists and 0.4 steals in 19.5 minutes per game...had the team's highest shooting percentage (.482) and ranked second in total rebounds (186) and first in offensive boards (89)...was third in the team with 13 double-figure scoring efforts and led the squad in scoring seven times...twice – at CSU Bakersfield (11/22) and against South Dakota (12/8) scored a season-high 18 points...against CSU Bakersfield also had her best rebounding effort with 13...had a steal in 13 games...10 times dished out a game-best two assists...in six games, making at least five buckets, shot over .700 including a team and season-best 6-for-7 (.857) at Utah State (12/30)...ranked fourth in the Mountain West in offensive rebounds, seventh in rebounding, ninth in field goal percentage, 26th in scoring.

2014-15

Appeared in all 32 games making 11 starts...averaged 8.4 points, 4.9 rebounds and 1.3 steals in 15.0 minutes per game...led the team with a .463 shooting percentage...was 14th in the conference in steals per game (1.4) and 15th in offensive rebounds (2.1/g)...third among the team in total rebounds (157), second in offensive boards (63) and fourth in steals (41)...among 14 double figure scoring efforts, had a season-high 23 against Columbia (11/16) and had a career-best five steals...had three double digit rebound games with a high of 12 against Air Force (1/7)...two blocked shots at SDSU (2/21) was her best effort for the season...against Columbia took a career-high 20 shots...had 19 points and two steals against #14 California (11/28) on her way to Cal Classic All-Tournament honors.

2013-14

Made seven starts while appearing in all 30 games...averaged 10.7 points, 7.7 rebounds, 1.3 steals and 1.1 assists in 23.0 minutes per game...ranked second in the Mountain West in offensive rebounds (3.4/g), third in total rebounds, seventh in field goal percentage (.468) and ninth in defensive rebounds (4.3/g)...led the team in field goal percentage...second in rebounds (231) and first in offensive boards (101)...third in steals (38) and fourth in blocks (18)...nine double digit rebounding games are third most in the conference (most by any freshman) and second on the team...single-game high 16 boards came at Utah State (3/1)...had eight double doubles, most of any freshman in the MW, second overall and tops on the team...18 double figure scoring games with a season high 25 points vs. SFSU (11/8)...dished out a season-best four assist vs. WYO (1/18)...top steals performance was four vs. SFSU...single-game high of three blocks came vs. Utah State (1/4)...had season-bests in free throw attempts (12) and makes (7) at Utah State...three times hit double figure field goals in a game, with a high of 11 at Sacramento State (12/7).

HIGH SCHOOL

A 2012 graduate of Bellarmine Jefferson High School (Coach Jaclyn Johnson) in Burbank, Calif. ...averaged 15.2 points, 9.5 rebounds, 1.3 assists and 2.3 steals and earned first-team All-CIF Division IIIA honors for the four-time reigning Santa Cruz League Champions...as a junior was a member of the 2009 Bell-Jeff State Championship team...In 2010, the team reached the state semifinals and Smith earned second-team All-CIF honors.

JASMINE

Majoring in music...enjoys singing, playing guitar and violin and hopes to pursue a career in basketball or music...the daughter of Monica and William Smith...Jasmine Janel Smith is a native of Los Angeles, Calif.



11

JASMINE SMITH

Forward | 6-0 | Senior
Burbank, California



CAREER STATS

Year	G-GS	Mins	FG-A	Pct	3Pt-A	Pct	FT-A	Pct	Reb	Avg	Asst	TO	Blk	St	Pts	Avg
2013-14	30-7	689	126-269	.468	0-0	.000	68-128	.531	231	7.7	34	98	18	38	320	10.7
2014-15	32-11	481	112-242	.463	0-2	.000	44-83	.530	157	4.9	23	42	6	41	268	8.4
2015-16	30-29	584	124-257	.482	0-0	.000	34-70	.486	186	6.2	26	46	5	13	282	9.4
Totals	92-47	1,754	362-768	.471	0-2	.000	146-281	.520	574	6.2	83	186	29	92	870	9.5



HONORS

2016

- Academic All-Mountain West
- San José State Scholar-Athlete
- Arthur Ashe, Jr. Sports Scholar

2015

- Mountain West Player of the Week
- Academic All-Mountain West
- San José State Scholar-Athlete
- Arthur Ashe, Jr. Sports Scholar

Conference

- Mountain West Player of the Week (12/29)

2014

- Mountain West Scholar-Athlete
- Academic All-Mountain West
- San José State Scholar-Athlete



SPARTAN NOTES

In her fourth year as a Spartan.

2015-16

Appeared in 24 games, making eight starts...in 18.5 minutes per game, averaged 3.7 points, 1.2 rebounds, 0.7 assists and 0.5 steals...24-of-28 made field goals on the year were from beyond the three-point line... scored a season-high 15 points at Saint Mary's (11/15)...hits single-game career best five three-pointers at Saint Mary's...among 29 boards, grabbed four, her season-high, at Washington State (11/27)...in the opener against Southern Oregon (11/13) and at Pacific (12/12) dished out three assists...had a season-best three steals at CSU Bakersfield (11/22).

2014-15

Appeared in all 32 games with one start, at Utah (11/14)...averaged 6.3 points, 1.8 rebounds and 1.2 assists in 16.9 minutes per game...improved in all statistical categories from her freshman year...third on the team and 14th in the Mountain West in made three pointers (41)...led the team in three-point shooting percentage (.342)...generally the first player off the bench...set a career-high with 19 points versus Sacramento State (12/22)... four steals against Columbia (11/16) are a single-game best...the best rebounding effort of her career came against Cincinnati (11/29), when she grabbed seven...single-game high five assists came against Air Force (1/7).

2013-14

Appeared in 28 games all coming off the bench...averaged 3.3 points and 1.5 rebounds in 13.8 minutes per game...twice scored a season-high 11 points; vs. San Francisco (11/20) and at No. 9 Baylor (12/3)...vs. San Francisco State (11/8) pulled down a season-best five rebounds...twice, vs. San Francisco (11/20) and at Baylor sank three 3-pointers...her 21 3-pointers on the year were the most of any player coming off the bench... dished out three assists at Sacramento State (12/7) and at Nevada (1/1)...a single-game high two of her 10 steals on the season came vs. New Mexico (2/1)...her season-high in minutes came at Baylor.

HIGH SCHOOL

A 2013 graduate of Garces Memorial High School in Bakersfield, Calif....a four-year letterwinner (coach Tod Denison)...a four-time Southeast Yosemite League (SEYL) and team MVP...a The Bakersfield Californian three-time first-team All-Area performer...averaged 20.2 points and 5.5 assists as a senior...scored more than 2,200 points in her career.

RACHOL

Majoring in child development...plans on attending graduate school and then hopes to pursue a career in pediatric speech pathology...played club basketball for the Cal Sparks Gold (coach Elbert Kennebrew)... enjoys boogie boarding and shopping in her spare time...the daughter of Vernetta and Charles West...Rachol West is a native of Bakersfield, Calif.

20

RACHOL WEST

Guard | 5-10 | Senior
Bakersfield, California



CAREER STATS

Year	G-GS	Mins	FG-A	Pct	3Pt-A	Pct	FT-A	Pct	Reb	Avg	Asst	TO	Blk	St	Pts	Avg
2013-14	28-0	387	28-117	.239	21-78	.269	15-26	.577	42	1.5	18	23	2	10	92	3.3
2014-15	32-1	540	63-188	.335	41-120	.342	34-47	.723	58	1.8	38	18	1	13	201	6.3
2015-16	24-8	444	28-112	.250	24-91	.264	9-14	.643	29	1.2	17	19	2	13	89	3.7
Totals	84-9	1,371	119-417	.285	86-289	.298	58-87	.667	129	1.5	73	60	5	36	382	4.5



HONORS

2017

- Preseason Mountain West Newcomer of the Year

SPARTAN NOTES

In her second year as a Spartan.

2015-16

Sat out the 2015-16 season serving a year in residence per NCAA Transfer Rule.

SACRAMENTO STATE

Competed for the Hornets in the 2013-14 and 2014-15 seasons... set the single-season program records for three-pointers twice (85 in 2013-14 and 86 in 2014-15) and three-point attempts (263 in 2013-14 and 278 in 2014-15)...averaged 11.7 points and 2.6 steals in two seasons.

HIGH SCHOOL

A 2013 graduate of Post Falls (Idaho) HS where she played her senior season (coach Marc Allert)...averaged 14 points and seven rebounds and earned first-team All-Northern Idaho honors...the team won the Idaho 5A state championship compiling a 24-1 record...attended University High School in Spokane, Wash., (coach Mark Stinson) from freshman through junior year...as a junior was named a first team All-Greater Spokane League performer after averaging a team-high 14.5 points per game...led the team to the semifinals of the 3A state tournament in 2012...competed in volleyball for three years, earning second team all-Greater Spokane League honors in 2012, and ran cross country and track.

HALLIE

Majoring in recreation therapy...the daughter of Kerri and Jeremy Gennett...lists running, hiking and lifting weights among her hobbies...played AAU ball for the Spokane Stars (coach Ron Adams)...plans to pursue a career as an athletic trainer or physical therapist after graduation...Hallie Gennett is a native of Spokane, Wash.



23

HALLIE GENNETT

Forward | 5-11 | Junior
Post Falls, Idaho



CAREER STATS (* - Statistics compiled at Sacramento State)

Year	G-GS	Mins	FG-A	Pct	3Pt-A	Pct	FT-A	Pct	Reb	Avg	Asst	TO	Blk	St	Pts	Avg
*2013-14	30-15	615	117-323	.362	85-263	.323	17-25	.680	74	2.5	14	18	5	16	336	11.2
*2014-15	31-21	626	123-372	.331	86-278	.309	44-57	.772	83	2.7	14	29	2	31	376	12.1
TOTAL	61-36	1,241	240-695	.345	171-541	.316	61-82	.744	157	2.6	28	47	7	47	712	11.7





HONORS

2016

- Arthur Ashe, Jr., Sports-Scholar
- Academic All-Mountain West

2015

- Academic All-Mountain West

SPARTAN NOTES

In her third year as a Spartan.

2015-16

Appeared in all 30 games, starting the final 22 games of the year... averaged 7.8 points, 4.9 rebounds, 2.0 assists and 1.2 steals in 26.1 minutes per game...scoring went from 4.7-to-9.2 and rebounds went from 3.8-to-5.1 per game after being inserted into the starting lineup on 12/17... reached double digit scoring nine times including a career-high 19 points against New Mexico State (12/17)...twice – against New Mexico State and against Boise State (1/20)...hit a career-best seven field goals in a game... dished out a career-high five assists against Air Force (1/2)...twice pulled down double digit rebounds including a career-high 12 boards against New Mexico (2/13)...single-game best four steals came at New Mexico (1/23)... had her first double double (13 points & 10 rebounds) at Air Force (1/30)... ranked second on the team in steals (36) and field goal percentage (.464), third in assists (60) and minutes (784) and fourth in rebounds (146)...led the team in scoring twice and in rebounding seven times...her nine free throws made at New Mexico equaled the team-high for the year...established career bests in nearly every statistical category.

2014-15

Made nine starts in 29 appearances...averaged 4.5 points, 1.8 rebounds, 1.0 assists and 0.8 steals in 13 minutes per game...season-high 15 points came in the season opener at Utah (11/14)...reached double-figure scoring five times...versus Columbia (11/16) and at UC Irvine (11/22) grabbed a season-best six rebounds...dished out a single game high four assists versus Southern Oregon (12/2)...at Wyoming (1/3), stole the ball a season-high four times...lone block on the season came against UNLV (1/10)...went 8-for-8 from the line at Utah...ranked second on the team in free throw percentage at .779 (46-for-59).

HIGH SCHOOL

A 2014 graduate of Cleveland High School in Seattle, Wash. ...earned the Washington State Girls' Basketball Coaches Association 2014 Ms. Basketball Washington State...won 2013 and 2014 Class 3A state championships (coach Stephanie Wheeler-Smith)...named a MVP of the Metro League as a senior as well as a first-team honoree...selected a second-team All-Metro League performer as a junior and sophomore...was a two time Metro League champion.

MYZHANIQUE

Majoring in radio, television and film...nickname is MyMy...hopes to pursue a career in television production after graduation...the daughter of Tracie Brown and Mychal Ladd, Sr....grandfather Gary Ladd, was a point guard at Seattle and was a fifth-round draft selection of the NBA Seattle Supersonics in 1972...has a sister Khadijah and brother Mychal Ladd, Jr. who played collegiately at Fresno State and Washington State....lists track and field among her favorite hobbies and activities...Myzhanique "MyMy" Ladd is a native of Seattle, Wash.



1

MYZHANIQUE LADD

Guard | 5-8 | Junior
Seattle, Washington



CAREER STATS

Year	G-GS	Mins	FG-A	Pct	3Pt-A	Pct	FT-A	Pct	Reb	Avg	Asst	TO	Blk	St	Pts	Avg
2014-15	29-9	376	38-112	.339	9-33	.273	46-59	.780	51	1.8	30	31	1	22	131	4.5
2015-16	30-22	784	78-168	.464	11-37	.297	68-95	.716	146	4.9	60	46	0	36	235	7.8
Totals	59-31	1,160	116-280	.414	20-70	.286	114-154	.740	197	3.3	90	77	1	58	366	6.2



HONORS

2016

- Academic All-Mountain West

SPARTAN NOTES

In her second season as a Spartan.

2015-16

Appeared in 27 games coming off the bench...averaged 1.1 points and 0.7 rebounds in 6.5 minutes per game...single game-high nine points came in the season opener versus Southern Oregon (11/13)...nine of 10 field goals made on the season were from beyond the arc...sank a season-high three three-pointers against Southern Oregon...grabbed a single-game best three rebounds at Air Force (1/30)...best assist night was two against Utah State (2/27)...lone block came against Colorado State (1/27)...had steals against Southern Oregon and Boise State (1/20).

HIGH SCHOOL

A 2015 graduate of Otto Hahn Gymnasium in Ludwigsburg, Germany... was part of a team that finished in second place in the German National Championship in 2013.

CLUB

In 2015, competed in Germany's Damen Basketball-Bundesliga for Grüner Stern Keltern (coach Christian Hergenroether)...led her team to the league finals and elevation from the second to the first division...from 2009-14 competed for BSG Ludwigsburg...in 2011 her team reached the German Final Four...in they played in the Elite Eight in the German National Youth League

ANDREA

Majoring in business...the daughter of Stefania and Jochen Kohlhaas...lists cooking, shopping and spending time with her friends among things she likes to do when she is away from the court...hopes to pursue a career as a player in Germany after graduation and then become a business owner... Andrea Kohlhaas is a native of Bayreuth, Germany.



2

ANDREA KOHLHAAS

Guard | 5-7 | Sophomore
Besigheim, Germany



CAREER STATS

Year	G-GS	Mins	FG-A	Pct	3Pt-A	Pct	FTA	Pct	Reb	Avg	Asst	TO	Blk	St	Pts	Avg
2015-16	27-0	176	10-32	.313	9-31	.290	0-0	.000	20	0.7	3	11	1	2	29	1.1
Totals	27-0	176	10-32	.313	9-31	.290	0-0	.000	20	0.7	3	11	1	2	29	1.1

SPARTAN NOTES

In her first season as a Spartan.

HIGH SCHOOL

A 2016 graduate of Wichita Heights High School in Park City, Kan...two-time Wichita Eagle All-City League second team honoree...three-time Wichita Eagle All-Class 5A honorable mention selection...named a 2016 Navajo Times all-star, a Sports In Kansas Class 5A second-team honoree... one of 16 athletes to compete in the 2016 American Family Insurance High School 3-point Championship...averaged 12.2 points per game her last two years...member of the 2012-13 Kansas state championship squad.

ANALYSS

Undecided on a major...the daughter of Vikki and Brian Benally...Analyss Nicole Benally is a native of Shiprock, N.M.



5

ANALYSS BENALLY

Guard | 5-8 | Freshman
Park City, Kansas



SPARTAN NOTES

In her first season as a Spartan.

HIGH SCHOOL

A 2016 graduate of Lahainaluna High School in Lahaina, Hawai'i...a four-year varsity letter winner in basketball (coach Todd Rickard)...earned first-team Maui Interscholastic League (MIL) All-Star honors all four years... named the 2015 MIL Most Valuable Player...a three-time Star-Advertiser Fab 15 selection...a 2015 American Family Insurance ALL-USA Hawaii Girls Basketball Team member...two-year letter winner in softball (coach Lei Nakamura)

FA-KO-FIEME'A

Pronounced fa-co-FEE-aye-meh-ah...Plans to major in psychology with a minor in biology...hopes to attend dental school after graduation...enjoys going to the beach in her spare time...the daughter of Lehuanani and Pouono Hafoka, Sr....Fa-Ko-Fieme'a Huddleston Hafoka is a native of Kihei, Maui.



3

FIEME'A HAFOKA

Guard | 5-9 | Freshman
Lahaina, Hawai'i



SPARTAN NOTES

In her first season as a Spartan.

HIGH SCHOOL

A 2016 graduate of Palo Alto (Calif.) High School...a four-year varsity letter winner in basketball (coach Scott Peters)...averaged 10.9 points and 10.1 rebounds as a senior earning Santa Clara Valley Athletic League (SCVAL) Senior of the Year, All-Mercury News honorable mention honors and guiding her team to the Central Coast Section (CCS) championship...named SCVAL Junior of the Year and All-Mercury News & All-Daily News honorable mention in 2014-15...All-Daily News honorable mention as a sophomore.

ALEXIS

Plans to major in kinesiology with an emphasis in athletic training...the daughter of Keyana Jones....Alexis Andrea Harris is a native of East Palo Alto, Calif.



24

ALEXIS HARRIS

Center | 6-3 | Freshman
East Palo Alto, California



SPARTAN NOTES

In her first season as a Spartan.

HIGH SCHOOL

A 2016 graduate of Katedralskoan in Lund, Sweden.

NATIONAL TEAM

Represented Sweden in the FIBA U-16 European Championships in 2013... starter for Sweden's U17 national team in 2014...competed for the Swedish National U18 Team.

CLUB

Competed for IK EOS Lund from 2014 through 2016 in the Damligan, the highest league in Sweden...captained the IK EOS G97 team in the Swedish National Championship and the Scandinavian Championship from 2012-2015.

ANNA

Majoring in biology...plans to attend graduate school and then pursue a career in scientific research...enjoys eating out in her spare time...the daughter of Gunilla Mellberg and Thomas Fransson...Anna Olivia Thomasdotter is a native of Lund, Sweden



12

ANNA THOMASDOTTER

Forward | 6-0 | Freshman
Lund, Sweden



SPARTAN NOTES

In her second season as a Spartan.

HIGH SCHOOL

A 2016 graduate of Liberty High School in Henderson, Nev...competed at Liberty for two years (coach Chad Kapanui)...two-time Las Vegas Sun Preseason Super Seven honoree...two-time Las Vegas Review Journal First-Team All-State...two-time co-league MVP...two-time team MVP.

TAYLOR

Plans to major in public relations...enjoys spending time with friends in her spare time...played club ball for the Henderson Heat (coach Wesely Reed)...daughter of Linda and Rodney Turney...Taylor Jordan Turney is a native of Henderson, Nev.



30

TAYLOR TURNERY

Point Guard | 5-9 | Freshman
Henderson, Nevada



2015-16 Season Review





2015-16 San José State Women's Basketball

Season Box Score

All games

RECORD:	OVERALL	HOME	AWAY	NEUTRAL
ALL GAMES	13-17	8-7	5-9	0-1
CONFERENCE	11-7	6-3	5-4	0-0
NON-CONFERENCE	2-10	2-4	0-5	0-1

##	Player	GP-GS	Min	Avg	TOTAL		3-PTS		FT-A	Pct	REBOUNDS			PF	FO	A	TO	Blk	Stl	Pts	Avg	
					FG-A	Pct	3FG-A	Pct			Off	Def	Tot									Avg
21	RAMOS, D.	29-24	920	31.7	180-447	.403	62-176	.352	104-124	.839	32	64	96	3.3	62	2	118	83	5	31	526	18.1
05	HARRIS, N.	30-30	896	29.9	96-269	.357	33-112	.295	73-106	.689	52	101	153	5.1	79	0	85	90	11	61	298	9.9
11	SMITH, J.	30-29	584	19.5	124-257	.482	0-0	.000	34-70	.486	89	97	186	6.2	56	0	26	46	5	13	282	9.4
01	LADD, M.	30-22	784	26.1	78-168	.464	11-37	.297	68-95	.716	61	85	146	4.9	33	0	60	46	0	36	235	7.8
44	BYRD, R.	29-1	513	17.7	84-186	.452	0-0	.000	48-88	.545	83	136	219	7.6	73	2	25	36	37	23	216	7.4
24	STEVENS, E.	30-28	601	20.0	48-150	.320	32-83	.386	24-27	.889	9	54	63	2.1	38	1	30	44	5	18	152	5.1
15	VANN, E.	30-2	520	17.3	44-129	.341	38-107	.355	6-10	.600	10	50	60	2.0	53	0	24	29	9	14	132	4.4
20	WEST, R.	24-8	444	18.5	28-112	.250	24-91	.264	9-14	.643	8	21	29	1.2	27	0	17	19	2	13	89	3.7
03	BAIRD, P.	30-1	370	12.3	40-127	.315	18-58	.310	11-13	.846	23	54	77	2.6	34	1	24	37	9	20	109	3.6
22	MATTHEWS, K.	14-0	96	6.9	17-31	.548	1-4	.250	4-7	.571	6	15	21	1.5	11	0	2	9	3	7	39	2.8
02	KOHLHAAS, A.	27-0	176	6.5	10-32	.313	9-31	.290	000	.000	4	16	20	0.7	16	0	3	11	1	2	29	1.1
10	BAKER, A.	5-5	121	24.2	21-69	.304	9-38	.237	9-10	.900	4	9	13	2.6	9	0	16	22	0	15	60	12.0
TM	TEAM										63	67	130	4.3	0		5					
Total	30				770-1977	.389	237-737	.322	390-564	.691	444	769	1213	40.4	491	6	430	477	87	253	2167	72.2
Opponents	30				809-2018	.401	202-613	.330	378-536	.705	493	817	1310	43.7	536	-	490	491	94	253	2198	73.3

SCORE BY PERIODS:	1st	2nd	3rd	4th	OT	Total
San José State	524	522	564	541	16	2,167
Opponents	583	526	543	528	18	2,198

DEADBALL REBOUNDS:	OFF	DEF	TOTAL
San José State	100	20	120
Opponents	85	20	105

2015-16 San José State Women's Basketball

Season Box Score Conference games

RECORD:	OVERALL	HOME	AWAY	NEUTRAL
ALL GAMES	13-17	8-7	5-9	0-1
CONFERENCE	11-7	6-3	5-4	0-0

## Player	GP-GS	Min	Avg	TOTAL		3-PTS		FT-A	Pct	REBOUNDS			PF	FO	A	TO	Blk	Stl	Pts	Avg	
				FG-A	Pct	3FG-A	Pct			Off	Def	Tot									Avg
21 RAMOS, D.	18-17	592	32.9	108-281	.384	29-104	.279	64-75	.853	18	38	56	3.1	37	0	78	47	4	24	309	17.2
05 HARRIS, N.	18-18	562	31.2	55-160	.344	26-81	.321	49-72	.681	31	60	91	5.1	52	0	59	56	9	30	185	10.3
01 LADD, M.	18-18	532	29.6	56-121	.463	7-26	.269	42-56	.750	37	59	96	5.3	19	0	39	32	0	22	161	8.9
11 SMITH, J.	18-17	351	19.5	68-148	.459	0-0	.000	19-39	.487	53	58	111	6.2	27	0	11	25	3	9	155	8.6
44 BYRD, R.	18-1	337	18.7	53-116	.457	0-0	.000	31-55	.564	55	102	157	8.7	46	1	18	28	24	16	137	7.6
15 VANN, E.	18-2	348	19.3	32-86	.372	27-70	.386	3-6	.500	7	28	35	1.9	30	0	18	21	5	11	94	5.2
24 STEVENS, E.	18-16	342	19.0	30-91	.330	21-48	.438	9-12	.750	1	33	34	1.9	17	0	11	27	4	11	90	5.0
03 BAIRD, P.	18-1	254	14.1	29-89	.326	14-40	.350	4-5	.800	15	33	48	2.7	19	0	14	25	5	13	76	4.2
20 WEST, R.	12-0	160	13.3	9-33	.273	6-25	.240	7-8	.875	4	9	13	1.1	6	0	3	4	1	8	31	2.6
22 MATTHEWS, K.	3-0	18	6.0	1-4	.250	0-2	.000	2-2	1.000	0	4	4	1.3	2	0	1	2	1	0	4	1.3
02 KOHLHAAS, A.	16-0	104	6.5	6-19	.316	5-18	.278	0-0	.000	2	12	14	0.9	7	0	3	6	1	1	17	1.1
TM TEAM																					
Total	18			447-1148	.389	135-414	.326	230-330	.697	265	471	736	40.9	262	1	255	274	57	145	1259	69.9
Opponents	18			446-1186	.376	109-344	.317	215-297	.724	298	466	764	42.4	309	-	269	273	59	144	1216	67.6

SCORE BY PERIODS:	1st	2nd	3rd	4th	Total
San José State	302	327	300	330	1259
Opponents	327	290	307	292	1216

DEADBALL REBOUNDS:	OFF	DEF	TOTAL
San José State	59	13	72
Opponents	40	11	51

Coaching Staff

The Spartans

2015-16 Review

Record Book

2015-16 San José State Women's Basketball

Season Schedule/Results & Leaders

Coaching Staff

The Spartans

2015-16 Review

Record Book

DATE	TIME	OPPONENT	SCORE	ATTEND	HIGH POINTS	HIGH REBOUNDS
11/13/15	7:00 p.m.	SOUTHERN OREGON	W 92-78	297	(16)BYRD, Riana	(11)HARRIS, Nyre (11)SMITH, Jasmine
11/15/15	1:05 PM	at Saint Mary's (CA)	L 81-91	379	(21)BAKER, Aniya	(8)SMITH, Jasmine
11/22/15	1:05 p.m.	at CSU Bakersfield	LOT 88-90	577	(18)SMITH, Jasmine	(13)SMITH, Jasmine
11/27/15	7:00 p.m.	at Washington State	L 80-95	632	(21)RAMOS, Dezz	(5)HARRIS, Nyre (5)BYRD, Riana (5)LADD, Myzhanique
11/30/15	8:05 P.M.	at Oregon	L 74-104	1,066	(22)RAMOS, Dezz	(3)LADD, Myzhanique (3)MATTHEWS, Kalie
12/06/15	2:00 p.m.	SAN FRANCISCO	L 78-82	230	(19)RAMOS, Dezz	(7)BYRD, Riana
12/08/15	7:00 p.m.	SOUTH DAKOTA	L 77-87	217	(31)RAMOS, Dezz	(8)STEVENS, Ellie
12/12/15	2:05 p.m.	at Pacific	L 69-81	417	(18)RAMOS, Dezz	(12)SMITH, Jasmine
12/17/15	7:00 p.m.	NEW MEXICO STATE	L 66-75	224	(19)LADD, Myzhanique (19)RAMOS, Dezz	(5)SMITH, Jasmine (5)HARRIS, Nyre
12/20/15	2:00 p.m.	UC IRVINE	W 79-58	311	(20)RAMOS, Dezz	(9)BYRD, Riana
12/22/15	3:00 p.m.	HAWAI'I	L 73-76	1,236	(26)RAMOS, Dezz	(10)BYRD, Riana
12/30/15	7:00 p.m.	*at Utah State	W 86-74	266	(24)RAMOS, Dezz	(11)BYRD, Riana
01/02/16	2:00 p.m.	*AIR FORCE	W 81-60	316	(22)HARRIS, Nyre	(11)BYRD, Riana
01/06/16	7:00 p.m.	*SAN DIEGO STATE	W 78-73	325	(22)RAMOS, Dezz	(11)BYRD, Riana
01/19/16	2:05 p.m.	*at Colorado State	L 54-76	1,612	(9)STEVENS, Ellie (9)RAMOS, Dezz	(6)BYRD, Riana (6)SMITH, Jasmine
01/13/16	7:05 p.m.	*at Wyoming	W 67-66	2,523	(26)RAMOS, Dezz	(8)LADD, Myzhanique
01/16/16	2:00 p.m.	*FRESNO STATE	L 54-59	442	(20)RAMOS, Dezz	(6)HARRIS, Nyre
01/20/16	7:00 p.m.	*BOISE STATE	L 75-78	324	(18)RAMOS, Dezz	(13)BYRD, Riana
01/23/16	2:00 pm	*at New Mexico	L 57-71	5,330	(18)LADD, Myzhanique	(6)BYRD, Riana
01/27/16	7:00 p.m.	*COLORADO STATE	L 78-80	492	(18)RAMOS, Dezz	(15)BYRD, Riana
01/30/16	6:00 p.m.	*at Air Force	W 72-49	427	(22)RAMOS, Dezz	(11)BYRD, Riana
02/03/16	7:05 p.m.	*at Fresno State	W 66-64	1,564	(17)BYRD, Riana	(8)LADD, Myzhanique (8)BYRD, Riana
02/10/16	7:00 p.m.	*UNLV	W 69-61	382	(20)RAMOS, Dezz	(17)BYRD, Riana
02/13/16	2:00 p.m.	*NEW MEXICO	W 59-58	291	(12)HARRIS, Nyre	(12)LADD, Myzhanique (12)SMITH, Jasmine
02/17/16	6:30 p.m.	*at Nevada	W 76-63	905	(19)HARRIS, Nyre	(8)LADD, Myzhanique
02/20/16	2:00 pm	*at San Diego State	L 70-87	511	(23)RAMOS, Dezz	(8)BYRD, Riana
02/27/16	2:00 p.m.	*UTAH STATE	W 83-65	486	(20)VANN, Emily	(6)LADD, Myzhanique (6)RAMOS, Dezz
03/01/16	7:00 p.m.	*WYOMING	W 65-51	1,183	(15)RAMOS, Dezz	(10)HARRIS, Nyre
03/04/16	7:00 pm	*at Boise State	L 69-81	1,006	(19)RAMOS, Dezz	(9)SMITH, Jasmine
03/08/16	2:30 pm	vs New Mexico^	L 51-65	1,864	(16)RAMOS, Dezz	(9)BAIRD, Paris

* - Mountain West Conference game

^ - Mountain West Conference Tournament game

2015-16 San José State Women's Basketball

Points-Rebounds-Assists

Opponent	Date	Score	WL	01 LADD	02 KOHLHAAS	03 BAIRD	05 HARRIS	10 BAKER	11 SMITH	15 VANN	20 WEST	21 RAMOS
SOUTHERN OREGON	11/13/15	92-78	W	4-4-0	9-1-0	10-4-0	11-11-3	13-5-6	10-11-1	3-6-1	6-2-3	DNP
at Saint Mary's (CA)	11/15/15	81-91	L	2-3-1	0-0-0	3-2-0	6-1-4	21-1-2	11-8-1	3-1-0	15-0-2	15-2-3
at CSU Bakersfield	11/22/15	88-90	LOT	6-5-2	0-0-0	4-7-2	17-6-0	14-6-3	18-13-2	3-1-0	9-3-1	10-4-6
at Washington State	11/27/15	80-95	L	2-5-3	0-1-0	2-2-1	2-5-4	8-1-2	10-3-0	3-2-0	9-4-2	21-3-1
at Oregon	11/30/15	74-104	L	11-3-3	0-0-0	0-0-0	9-2-0	4-0-3	6-1-0	3-1-2	0-2-2	22-2-5
SAN FRANCISCO	12/06/15	78-82	L	3-4-0	3-2-0	3-0-2	8-6-4	DNP	9-6-2	0-2-0	6-1-0	19-5-4
SOUTH DAKOTA	12/08/15	77-87	L	0-0-1	0-1-0	0-1-2	10-6-3	DNP	18-2-2	3-2-1	0-0-1	31-3-7
at Pacific	12/12/15	69-81	L	10-7-1	0-1-0	2-2-1	10-10-1	DNP	10-12-2	3-1-0	7-1-3	18-4-2
NEW MEXICO STATE	12/17/15	66-75	L	19-4-4	0-0-0	2-2-2	6-5-1	DNP	9-5-0	0-3-0	3-2-0	19-3-2
UC IRVINE	12/20/15	79-58	W	0-3-2	0-0-0	0-0-0	14-6-6	DNP	14-6-2	11-3-2	3-0-0	20-5-3
HAWAII	12/22/15	73-76	L	14-5-2	DNP	0-0-0	13-4-0	DNP	6-1-1	3-2-0	0-0-0	26-6-6
at Utah State	12/30/15	86-74	W	12-1-0	0-1-0	3-3-0	14-3-2	DNP	15-7-2	0-2-0	9-1-0	24-2-7
AIR FORCE	01/02/15	81-60	W	7-4-5	3-0-0	2-3-2	22-7-4	DNP	3-7-1	1-1-1	11-3-0	10-3-5
SAN DIEGO STATE	01/06/16	78-73	W	10-4-1	DNP	0-1-1	11-9-7	DNP	8-8-0	6-2-0	0-2-1	22-3-6
at Colorado State	01/19/16	54-76	L	3-5-0	0-1-0	2-0-0	8-1-4	DNP	6-6-1	6-2-2	5-2-0	9-5-2
at Wyoming	01/13/16	67-66	W	6-8-0	0-1-0	2-7-0	4-6-1	DNP	14-7-0	0-3-0	2-1-1	26-2-1
FRESNO STATE	01/16/16	54-59	L	8-3-4	0-1-0	0-3-0	4-6-1	DNP	2-5-0	10-1-0	1-1-1	20-3-1
BOISE STATE	01/20/16	75-78	L	16-5-2	5-2-0	3-3-3	7-6-4	DNP	4-5-0	3-1-1	0-2-0	18-4-7
at New Mexico	01/23/16	57-71	L	18-3-1	3-1-0	0-1-0	3-5-2	DNP	8-5-0	0-1-0	DNP	17-1-1
COLORADO STATE	01/27/16	78-80	L	9-3-3	0-0-0	15-3-2	7-2-3	DNP	8-8-0	6-1-2	DNP	18-4-5
at Air Force	01/30/16	72-49	W	13-10-2	3-3-1	2-4-1	11-4-4	DNP	8-4-0	3-5-0	DNP	22-2-6
at Fresno State	02/03/16	66-64	W	9-8-3	0-1-0	0-1-0	10-6-3	DNP	7-4-1	7-1-3	DNP	11-2-2
UNLV	02/10/16	69-61	W	7-4-3	3-2-0	8-1-0	11-5-2	DNP	11-5-1	6-0-4	DNP	20-5-8
NEW MEXICO	02/13/16	59-58	W	8-12-3	0-0-0	5-4-0	12-6-4	DNP	12-7-0	6-3-2	DNP	7-0-5
at Nevada	02/17/16	76-63	W	9-8-3	0-1-0	0-2-1	19-4-5	DNP	6-7-2	12-2-0	0-0-0	11-4-4
at San Diego State	02/20/16	70-87	L	9-5-2	0-0-0	0-2-1	19-7-2	DNP	12-6-0	0-2-1	0-0-0	23-6-2
UTAH STATE	02/27/16	83-65	W	7-6-3	0-0-2	15-4-1	11-2-2	DNP	8-5-0	20-4-1	0-0-0	17-6-4
WYOMING	03/01/16	65-51	W	8-4-3	0-0-0	5-3-1	10-10-7	DNP	8-6-2	5-3-1	0-0-0	15-2-4
at Boise State	03/04/16	69-81	L	2-3-1	DNP	14-3-1	2-2-2	DNP	15-9-1	3-1-0	3-1-0	19-2-8
vs New Mexico	03/08/16	51-65	L	3-7-2	0-0-0	7-9-0	7-0-0	DNP	6-7-2	3-1-0	0-1-0	16-3-1


Opponent	Date	Score	WL	22 MATTHEWS	24 STEVENS	44 BYRD
SOUTHERN OREGON	11/13/15	92-78	W	DNP	10-0-1	16-6-1
at Saint Mary's (CA)	11/15/15	81-91	L	0-0-0	3-3-1	2-7-0
at CSU Bakersfield	11/22/15	88-90	LOT	2-5-0	2-3-0	3-5-0
at Washington State	11/27/15	80-95	L	6-1-0	5-1-0	12-5-0
at Oregon	11/30/15	74-104	L	8-3-1	9-2-2	2-2-0
SAN FRANCISCO	12/06/15	78-82	L	2-1-0	16-5-3	9-7-0
SOUTH DAKOTA	12/08/15	77-87	L	8-1-0	0-8-3	7-5-2
at Pacific	12/12/15	69-81	L	6-4-0	3-1-3	DNP
NEW MEXICO STATE	12/17/15	66-75	L	2-1-0	0-4-1	6-1-0
UC IRVINE	12/20/15	79-58	W	1-1-0	5-1-2	11-9-2
HAWAII	12/22/15	73-76	L	0-0-0	3-1-3	8-10-1
at Utah State	12/30/15	86-74	W	DNP	0-3-0	9-11-2
AIR FORCE	01/02/15	81-60	W	DNP	5-2-0	17-11-2
SAN DIEGO STATE	01/06/16	78-73	W	DNP	4-2-1	17-11-0
at Colorado State	01/19/16	54-76	L	DNP	9-5-0	6-6-2
at Wyoming	01/13/16	67-66	W	DNP	0-2-1	13-6-0
FRESNO STATE	01/16/16	54-59	L	DNP	4-1-2	5-4-2
BOISE STATE	01/20/16	75-78	L	DNP	2-1-0	17-13-1
at New Mexico	01/23/16	57-71	L	DNP	8-2-1	0-6-0
COLORADO STATE	01/27/16	78-80	L	DNP	10-1-2	5-15-1
at Air Force	01/30/16	72-49	W	DNP	6-3-1	4-11-0
at Fresno State	02/03/16	66-64	W	DNP	5-3-0	17-8-0
UNLV	02/10/16	69-61	W	DNP	3-1-0	0-17-1
NEW MEXICO	02/13/16	59-58	W	DNP	0-0-0	9-9-0
at Nevada	02/17/16	76-63	W	2-1-1	11-3-1	6-6-1
at San Diego State	02/20/16	70-87	L	0-2-0	3-0-1	4-8-2
UTAH STATE	02/27/16	83-65	W	DNP	3-0-1	2-4-3

Coaching Staff

The Spartans

2015-16 Review

Record Book



Ta'Rea Cunnigan (2012-15) established herself as the standard against which all San José State basketball players, man or woman, will be measured.

Cunnigan completed her Spartan career as the school's all-time leader in points (2,062), field goal attempts (1,743), free throws made, (538) and attempted (740), games played (122) and games started (121).

In addition, she ranks in the top-10 in field goals (No. 3), steals (No. 4), three-pointers, three-point attempts and free throw percentage (No. 6), and assists (No. 9) for the women's program.

Record Book



1. Ta'Rea Cunnigan (2012-15)

YEAR	G-GS	FG-FGA	PCT	3PM-A	PCT	FT-FTA	PCT	REB	AVG	AST	BS	ST	PTS	AVG
2011-12	30-29	112-290	.386	12-54	.278	109-158	.690	89	3.0	54	5	60	348	11.6
2012-13	30-30	188-469	.401	40-116	.345	178-235	.757	154	5.1	84	16	94	594	19.8
2013-14	30-30	183-494	.370	49-167	.293	138-183	.754	132	4.4	83	23	50	553	18.4
2014-15	32-32	207-490	.422	40-131	.305	113-164	.689	124	3.9	59	9	54	567	17.7
Career	122-121	690-1,743	.396	144-468	.308	538-740	.727	499	4.1	280	53	258	2,062	16.9

2. Karen Mason (1978-81)

YEAR	G	FG-FGA	PCT	3PM-A	PCT	FT-FTA	PCT	REB	AVG	AST	BS	ST	PTS	AVG
1977-78	27	139-341	.408			52-99	.525	137	5.0	36	—	48	351	13.0
1978-79	27	174-372	.468			62-98	.633	120	4.4	48	8	41	410	15.2
1979-80	31	212-495	.428			79-118	.669	149	4.8	36	1	65	503	16.2
1980-81	26	210-478	.439			97-152	.638	156	6.0	33	3	50	517	19.9
Career	111	735-1,686	.436			290-467	.621	562	5.1	153	12	204	1,760	15.9

3. Cricket Williams (2001-04)

YEAR	G-GS	FG-FGA	PCT	3PM-A	PCT	FT-FTA	PCT	REB	AVG	AST	BS	ST	PTS	AVG
2000-01	22-19	84-226	.372	13-56	.232	57-90	.633	86	3.9	108	1	48	238	10.8
2001-02	27-25	159-413	.385	33-89	.371	134-197	.680	109	4.0	159	4	88	485	18.0
2002-03	28-27	188-500	.376	43-155	.277	152-240	.633	155	5.5	192	1	81	571	20.4
2003-04	28-28	117-392	.298	25-104	.240	123-205	.600	170	6.1	185	6	94	382	13.6
Career	105-99	548-1,531	.358	114-404	.282	466-732	.637	520	5.0	644	12	311	1,676	16.0

4. Elinor Banks (1978-81)

YEAR	G	FG-FGA	PCT	3PM-A	PCT	FT-FTA	PCT	REB	AVG	AST	BS	ST	PTS	AVG
1977-78	27	152-354	.429			44-94	.468	263	9.7	41	—	26	348	9.7
1978-79	25	175-396	.434			33-83	.398	310	12.4	31	53	28	383	15.3
1979-80	31	211-460	.459			67-105	.638	249	8.0	35	55	50	489	15.8
1980-81	27	195-399	.489			62-97	.639	240	8.9	29	48	45	452	16.7
Career	110	733-1,609	.456			206-379	.544	1,062	9.7	136	156	149	1,672	15.2

5. Hulett Brooks (1990, 1992-94)

YEAR	G-GS	FG-FGA	PCT	3PM-A	PCT	FT-FTA	PCT	REB	AVG	AST	BS	ST	PTS	AVG
1989-90	29-4	120-262	.458	0-1	.000	39-66	.591	144	5.0	40	12	25	279	9.6
1991-92	27-24	97-262	.370	1-1	1.000	46-58	.793	161	6.0	49	6	27	241	8.9
1992-93	26-26	150-385	.390	6-19	.316	61-85	.718	176	6.8	41	12	36	367	14.1
1993-94	27-27	187-474	.395	13-49	.265	99-135	.733	166	6.1	64	2	23	486	18.0
Career	109-81	554-1,383	.400	20-70	.285	245-344	.712	647	5.9	194	32	111	1,373	12.5

6. Kari Steele (1993-97)

YEAR	G-GS	FG-FGA	PCT	3PM-A	PCT	FT-FTA	PCT	REB	AVG	AST	BS	ST	PTS	AVG
993-94	27-27	102-242	.421	42-124	.339	56-86	.651	99	3.7	97	7	57	302	11.2
1994-95	28-28	106-297	.357	47-151	.311	83-111	.748	105	3.8	100	5	46	342	12.2
1995-96	27-26	93-259	.359	36-113	.319	37-52	.712	95	3.5	73	6	63	259	9.6
1996-97	28-28	140-392	.357	74-187	.396	83-110	.755	97	3.5	99	4	51	437	15.6
Career	110-109	441-1,190	.370	199-575	.346	259-359	.721	306	2.7	333	22	217	1,340	12.1

7. Sheila Brown (1981-84)

YEAR	G-GS	FG-FGA	PCT	3PM-A	PCT	FT-FTA	PCT	REB	AVG	AST	BS	ST	PTS	AVG
1980-81	27	53-142	.373			19/31	.613	49	1.8	14	5	12	125	4.6
1981-82	27	193-486	.397			37-64	.578	108	4.0	32	4	53	423	15.7
1982-83	20-17	138-373	.369			22-43	.512	68	3.4	18	1	38	298	14.9
1983-84	26-23	179-449	.388			36-50	.720	86	3.3	38	5	38	38	14.8
Career	100	563-1,450	.388			114-188	.606	311	2.1	102	15	147	1,230	12.3

8. Natalie White (2006-09)

YEAR	G-GS	FG-FGA	PCT	3PM-A	PCT	FT-FTA	PCT	REB	AVG	AST	BS	ST	PTS	AVG
2005-06	28-2	35-135	.259	24-99	.242	14-19	.737	32	1.1	8	3	14	108	3.9
2006-07	32-27	136-380	.358	41-146	.281	58-66	.879	102	3.2	39	1	24	371	11.6
2007-08	28-27	161-435	.370	55-170	.324	71-88	.807	161	5.8	28	7	30	448	16.0
2008-09	30-20	105-323	.325	44-153	.288	48-60	.800	116	3.9	20	3	26	302	10.1
Career	118-76	437-1,273	.343	164-568	.289	191-233	.820	411	3.5	95	14	94	1,229	10.4

9. Lamisha Augustine (2002-06)

YEAR	G-GS	FG-FGA	PCT	3PM-A	PCT	FT-FTA	PCT	REB	AVG	AST	BS	ST	PTS	AVG
2001-02	5-0	4-12	.373	0-0	.000	6-8	.750	8	1.6	0	2	0	14	2.8
2002-03	28-13	46-140	.329	0-1	.000	11-17	.647	93	3.3	12	23	13	103	3.7
2003-04	29-25	87-232	.375	2-3	.667	32-53	.604	131	4.5	26	32	39	208	7.2
2004-05	30-30	175-473	.370	1-6	.167	64-90	.711	230	7.7	52	23	55	415	13.8
2005-06	28-28	178-455	.391	12-29	.414	118-157	.752	238	8.5	47	58	43	486	17.4
Career	120-96	490-1,312	.373	15-39	.385	231-325	.711	700	5.8	137	138	150	1,226	10.2

10. Rhoda Chew (1982-85)

YEAR	G-GS	FG-FGA	PCT	3PM-A	PCT	FT-FTA	PCT	REB	AVG	AST	BS	ST	PTS	AVG
1981-82	27-4	33-90	.367			16-34	.471	137	5.1	6	11	20	82	3.0
1982-83	26-26	132-259	.509			38-65	.585	244	9.4	13	18	22	302	11.6
1983-84	26-25	156-325	.480			77-132	.583	329	12.7	13	37	21	389	14.9
1984-85	26-	163-321	.508			89-135	.659	236	9.1	14	51	27	415	16.0
Career	105	484-995	.486			220-366	.601	946	8.9	46	117	90	1,188	11.3

11. Natasha Johnson (1996-2000)

YEAR	G-GS	FG-FGA	PCT	3PM-A	PCT	FT-FTA	PCT	REB	AVG	AST	BS	ST	PTS	AVG
1995-96	27-23	81-241	.336	37-130	.285	51-80	.638	83	3.1	65	1	31	250	9.3
1996-97	28-25	92-288	.357	41-138	.297	80-110	.727	84	3.0	67	3	51	305	10.9
1997-98	27-25	103-289	.356	44-142	.310	75-120	.625	118	4.4	102	4	43	325	12.0
1999-00	27-27	90-248	.363	46-135	.341	66-92	.717	76	2.8	79	4	39	292	10.8
Career	109-100	366-1,066	.343	168-545	.308	272-402	.677	361	3.3	310	12	164	1,172	10.8

12. Tatiana Taylor (2001-04)

YEAR	G-GS	FG-FGA	PCT	3PM-A	PCT	FT-FTA	PCT	REB	AVG	AST	BS	ST	PTS	AVG
2000-01	29-20	79-169	.467	0-1	.000	58-83	.699	149	5.1	12	7	13	216	7.4
2001-02	28-18	75-165	.455	0-1	.000	40-72	.556	121	4.3	13	14	19	190	6.8
2002-03	28-27	150-289	.519	0-0	.000	57-85	.671	219	7.8	25	5	22	357	12.8
2003-04	29-28	151-302	.500	0-3	.000	100-154	.649	203	7.0	29	11	28	402	13.9
Career	114-94	455-925	.492	0-5	.000	255-394	.647	692	6.1	79	37	82	1,165	10.2

13. Riana Byrd (2013-16)

YEAR	G-GS	FG-FGA	PCT	3PM-A	PCT	FT-FTA	PCT	REB	AVG	AST	BS	ST	PTS	AVG
2012-13	30-28	138-313	.441	0-0	.000	66-97	.680	327	10.9	24	64	50	342	11.4
2013-14	29-28	96-222	.432	0-0	.000	54-84	.643	276	9.5	24	43	37	246	8.5
2014-15	32-21	82-185	.443	0-0	.000	66-97	.680	216	6.8	22	56	24	230	7.2
2015-16	29-1	84-186	.452	0-0	.000	48-88	.545	219	7.6	25	37	23	216	7.4
Career	120-78	400-906	.442	0-0	.000	234-366	.639	1038	8.7	95	200	134	1034	8.6

14. Lora Alexander (1989-90)

YEAR	G-GS	FG-FGA	PCT	3PM-A	PCT	FT-FTA	PCT	REB	AVG	AST	BS	ST	PTS	AVG
1988-89	27-24	191-448	.426	0-5	.000	114-214	.533	316	11.7	19	35	69	496	18.4
1989-90	29-23	198-442	.448	0-2	.000	127-192	.661	306	10.6	27	16	60	523	29.6
Career	56-47	389-890	.437	0-7	.000	241-406	.593	622	11.1	46	51	129	1,019	18.1

SCORING	G	PTS	AVG
1. Ta'Rea Cunnigan (2012-15)	122	2,062	16.9
2. Karen Mason (1978-81)	111	1,760	15.9
3. Cricket Williams (2001-04)	105	1,676	16.0
4. Elinor Banks (1978-81)	110	1,672	15.4
5. Hulett Brooks (1990, 1992-94)	109	1,373	12.6
6. Kari Steele (1994-97)	110	1,340	12.2
7. Shelia Brown (1981-84)	100	1,230	12.3
8. Natalie White (2006-09)	118	1,229	10.4
9. Lamisha Augustine (2002-06)	120	1,226	10.2
10. Rhoda Chew (1982-85)	105	1,188	11.3
11. Natasha Johnson (1996-00)	109	1,172	10.8
12. Tatiana Taylor (2001-04)	114	1,165	10.2
13. Riana Byrd (2013-16)	120	1,034	8.5
14. Lora Alexander (1989-90)	56	1,019	18.2

FIELD GOALS MADE	G	ATT	MADE
1. Karen Mason (1978-81)	111	1,686	735
2. Elinor Banks (1978-81)	110	1,609	730
3. Ta'Rea Cunnigan (2012-15)	122	1,743	690
4. Shelia Brown (1981-84)	100	1,450	563
5. Hulett Brooks (1990, 1992-94)	109	1,383	554
6. Cricket Williams (2001-04)	105	1,531	548
7. Lamisha Augustine (2002-06)	120	1,312	490
8. Rhoda Chew (1982-85)	105	995	484
9. Tatiana Taylor (2001-04)	114	925	455
10. Kari Steele (1994-97)	110	1,190	441

FIELD GOAL ATTEMPTS	G	MADE	ATT
1. Ta'Rea Cunnigan (2012-15)	122	690	1,743
2. Karen Mason (1978-81)	111	735	1,686
3. Elinor Banks (1978-81)	110	730	1,609
4. Cricket Williams (2001-04)	105	548	1,531
5. Shelia Brown (1981-84)	100	558	1,450
6. Hulett Brooks (1990, 1992-94)	109	554	1,383
7. Lamisha Augustine (2002-06)	120	490	1,312
8. Natalie White (2006-08)	118	437	1,273
9. Kari Steele (1994-97)	110	441	1,190
10. Natasha Johnson (1996-00)	109	366	1,066

FIELD GOAL PERCENTAGE	G	FG-FGA	PCT
1. Amber Jackson (2005-06)	57	396-640	.619
2. Tatiana Taylor (2000-04)	114	455-925	.492
3. Winnia Gazaway (1979-82)	71	311-637	.488
4. Dana Foster (1983-86)	103	342-702	.487
5. Rhoda Chew (1982-85)	105	484-995	.486
6. Brittany Powell (2007-08)	61	258-540	.478
7. Pam Pember (1990-92)	52	298-631	.472
8. Jasmine Smith (2014-Present)	92	362-768	.471
9. Roberta Lawson (1984-85)	50	201-429	.469
10. Johnnie Thomas (1987-88)	40	207-443	.467

3-POINT FIELD GOALS MADE	G	ATT	MADE
1. Kari Steele (1994-97)	110	575	199

2. Rebecca Woodberry (2014-15)	61	490	171
3. Jessica Kellogg (2001-05)	119	525	168
Natasha Johnson (1996-00)	109	545	168
5. Natalie White (2006-08)	118	568	164
6. Ta'Rea Cunnigan (2012-15)	122	468	144
7. Cricket Williams (2001-04)	105	404	114
8. Atari Parker (2001-02)	57	365	101
9. Sara Plavljanin (2011-12)	57	279	96
10. Kim Skaggs (1989-92)	103	238	80

3-POINT FIELD GOALS ATTEMPTED	G	MADE	ATT
1. Kari Steele (1994-97)	110	199	575
2. Natalie White (2006-08)	118	164	568
3. Natasha Johnson (1996-00)	109	168	545
4. Jessica Kellogg (2001-05)	119	168	525
5. Rebecca Woodberry (2014-15)	61	171	490
6. Ta'Rea Cunnigan (2012-15)	122	144	468
7. Cricket Williams (2001-04)	105	114	404
8. Atari Parker (2001-02)	57	101	365
9. Sara Plavljanin (2011-12)	57	96	297
10. Kim Skaggs (1989-92)	103	80	238
Sherry Yudt (1990-93)	105	76	238

3-POINT PERCENTAGE	G	3FG-FGA	PCT
1. Dezz Ramos (2016-Present)	29	62-176	.352
2. Rebecca Woodberry (2014-15)	61	171-490	.349
3. Megan Gluhan (1998-00)	68	70-202	.347
4. Kari Steele (1994-97)	110	199-575	.346
5. Sara Plavljanin (2011-12)	57	96-279	.344
6. Kim Skaggs (1989-92)	103	80-238	.336
7. Danada Smith (2001)	29	57-178	.320
8. Jessica Kellogg (2001-05)	119	168-525	.320
9. Sherry Yult (1989-93)	105	76-238	.319
10. Natasha Johnson (1996-00)	109	168-545	.308

FREE THROWS MADE	G	ATT	MADE
1. Ta'Rea Cunnigan (2012-15)	122	740	538
2. Cricket Williams (2001-04)	105	732	466
3. Karen Mason (1978-81)	111	467	290
4. Natasha Johnson (1996-00)	109	402	272
5. Kari Steele (1994-97)	110	359	259
6. Tatiana Taylor (2001-04)	114	394	255
7. Hulett Brooks (1990, 1992-94)	109	344	245
8. Lora Alexander (1989-90)	56	406	241
9. Sayja Sumler (2008-11)	114	473	235
10. Lamisha Augustine (2002-06)	120	325	231

FREE THROWS ATTEMPTED	G	MADE	ATT
1. Ta'Rea Cunnigan (2012-15)	122	535	740
2. Cricket Williams (2001-04)	105	466	732
3. Sayja Sumler (2008-11)	114	235	473
4. Karen Mason (1978-81)	111	290	467
5. Lora Alexander (1989-90)	56	241	406
6. Natasha Johnson (1996-00)	109	272	402

7.	Tatiana Taylor (2001-04)	114	255	394
8.	Elinor Banks (1978-81)	110	206	379
9.	Rhoda Chew (1982-85)	105	220	366
	Riana Byrd (2013-16)	120	234	366



Natalie White (2006-09) was one of the most prolific shooters in San José State history. She ranks first in career free throw percentage (.820), fourth in free throws made (164) and eighth in total points (1,229).

In addition, White is seventh in field goal attempts (1,273), third in games played as a Spartan (118) and second in 3-point field goal attempts (568).

FREE THROW PERCENTAGE	G	FT-FTA	PCT
1. Rebecca Woodberry (2014-15)	61	124-140	.886
2. Natalie White (2006-08)	108	191-233	.820
3. Lindsay Harris (2004-05)	56	116-147	.789
4. Atari Parker (2001-02)	57	166-212	.783
5. Pam Pember (1991-92)	52	216-296	.730
6. Ta'Rea Cunnigan (2012-15)	90	425-576	.727
7. Kari Steele (1994-97)	110	259-359	.721
8. Brittany Johnson (2011-12)	58	209-291	.718
9. Hulett Brooks (1990, 1992-94)	109	245-344	.712
10. Lamisha Augustine (2002-06)	120	231-325	.711

REBOUNDING	G	REB	AVG
1. Elinor Banks (1978-81)	110	1,062	9.7
3. Riana Byrd (2013-16)	120	1,038	8.7
3. Rhoda Chew (1982-85)	105	946	9.0
4. Debbie Johnson (1979-80, 1982)	84	703	8.4
5. Lamisha Augustine (2002-06)	120	700	5.8

6.	Tatiana Taylor (2001-04)	114	692	6.1
7.	Hulett Brooks (1990, 1992-94)	109	647	5.9
8.	Lora Alexander (1989-90)	56	622	11.1
9.	Winnia Gazaway (1979-80, 1982)	71	604	8.5
10.	Karen Mason (1978-81)	111	562	5.1

ASSISTS	G	AST	AVG
1. Wanda Thompson (1978-81)	113	742	6.6
2. Cricket Williams (2001-04)	105	644	6.1
3. Dana Foster (1983-86)	103	589	5.7
4. LaTasha Causey (1988-90, 1992)	94	337	3.6
5. Sherry Yudt (1990-93)	105	336	3.2
6. Kari Steele (1994-97)	110	333	3.0
7. Natasha Johnson (1996-00)	109	310	2.8
8. Robin Thompson (1981-84)	105	328	3.1
9. Ta'Rea Cunnigan (2012-15)	122	280	2.3
10. Brittany Imaku (2006-08)	63	258	4.1

BLOCKED SHOTS	G	BS	AVG
1. Riana Byrd (2013-16)	120	200	1.7
2. Elinor Banks (1979-81)	110	156	1.4
4. Lamisha Augustine (2002-06)	120	138	1.2
3. Rhoda Chew (1982-85)	105	117	1.1
5. Shaunna Ridge (2008-10)	58	87	1.5
6. Debbie Johnson (1979-80, 1982)	84	82	1.0
7. Winnia Gazaway (1979-82)	71	79	1.1
8. Shemekia Brown (1992-95)	100	75	0.8
9. Nica Gemo (2004-05)	58	62	1.1
Pam Pember (1991-92)	52	62	1.2

STEALS	G	ST	AVG
1. Wanda Thompson (1978-81)	113	434	3.8
2. Cricket Williams (2001-04)	105	311	2.9
3. Dana Foster (1983-86)	103	266	2.6
4. Ta'Rea Cunnigan (2012-15)	122	258	2.1
5. Kari Steele (1994-97)	110	226	2.1
6. Karen Mason (1978-81)	111	204	1.8
7. Sayja Sumler (2008-11)	114	194	1.7
8. LaTasha Causey (1988-90, 1992)	94	190	2.0
9. Sherry Yudt (1990-93)	105	169	1.6
10. Natalie St. Mary (1982-83)	53	165	3.1

GAMES PLAYED	G
1. Ta'Rea Cunnigan (2012-15)	122
2. Lamisha Augustine (2002-06)	120
Riana Byrd (2013-16)	120
4. Jessica Kellogg (2001-05)	119
5. Natalie White (2006-09)	118
6. Sayja Sumler (2008-11)	114
Tatiana Taylor (2001-04)	114
8. Teoma Taylor (2001-04)	113
Wanda Thompson (1978-81)	113
10. Karen Mason (1978-81)	111

SCORING		PTS	SEASON
1.	Brittany Johnson	****603	2011-12
2.	Ta'Rea Cunnigan	**594	2012-13
3.	Cricket Williams	***571	2002-03
4.	Ta'Rea Cunnigan	567	2014-15
5.	Ta'Rea Cunnigan	553	2013-14
6.	Natalie St. Mary	540	1982-83
7.	Dezz Ramos	526	2015-16
8.	Lora Alexander	523	1989-90
9.	Karen Mason	517	1980-81
10.	Karen Mason	503	1979-80

FIELD GOALS MADE		MADE	SEASON
1.	Natalie St. Mary	****233	1982-83
2.	Brittany Johnson	217	2011-12
3.	Karen Mason	***212	1979-80
4.	Elinor Banks	211	1979-80
5.	Karen Mason	210	1980-81
6.	Ta'Rea Cunnigan	207	2014-15
7.	Amber Jackson	205	2004-05
8.	Lora Alexander	198	1989-90
9.	Elinor Banks	195	1980-81
10.	Shelia Brown	**193	1981-82

FIELD GOAL ATTEMPTS		ATT	SEASON
1.	Natalie St. Mary	****515	1982-83
2.	Brittany Johnson	502	2011-12
3.	Cricket Williams	***500	2002-03
4.	Karen Mason	495	1979-80
5.	Ta'Rea Cunnigan	494	2013-14
6.	Ta'Rea Cunnigan	490	2014-15
7.	Shelia Brown	**486	1981-82
8.	Karen Mason	478	1980-81
9.	Hulett Brooks	474	1993-94
10.	Lamisha Augustine	473	2004-05

FIELD GOAL PCT. (min. 5/game)		PCT	SEASON
1.	Amber Jackson	.659 (205-311)	2004-05
2.	Amber Jackson	.581 (191-329)	2005-06
3.	Dana Foster	.537 (124-231)	1984-85
4.	Tatiana Taylor	.519 (150-289)	2002-03
5.	Winnia Gazaway	.514 (113-220)	1981-82
6.	Rhoda Chew	.510 (132-259)	1982-83
7.	Rhoda Chew	.508 (163-321)	1984-85
8.	Kylie Page	.507 (148-292)	1995-96
9.	Winnia Gazaway	.506 (84-166)	1978-79
10.	Teoma Taylor	.502 (111-221)	2003-04

3-POINT FIELD GOALS MADE		MADE	SEASON
1.	Rebecca Woodberry	***90	2013-14
2.	Rebecca Woodberry	****81	2014-15
3.	Kari Steele	74	1996-97
4.	Jessica Kellogg	70	2002-03
5.	Jessica Kellogg	65	2004-05

6.	Dezz Ramos	62	2015-16
7.	Sara Plavljanin	61	2011-12
8.	Danada Smith	57	2000-01
9.	Natalie White	55	2007-08
10.	Atari Parker	51	2001-02

3-POINT ATTEMPTS		ATT	SEASON
1.	Rebecca Woodberry	***251	2013-14
2.	Rebecca Woodberry	****239	2014-15
3.	Jessica Kellogg	**212	2002-03
4.	Jessica Kellogg	196	2004-05
5.	Atari Parker	195	2000-01
6.	Kari Steele	187	1996-97
7.	Danada Smith	178	2000-01
8.	Dezz Ramos	176	2015-16
9.	Natalie White	170	2007-08
	Atari Parker	170	2001-02



Riana Byrd completed her San José State career ranked 13th on the all-time scoring list (1,034) and second in rebounding (1,038), and is the second member of the 1,000/1,000 club. Her 200 blocks are the most in program history and her 120 games are second most on the career list.

In addition, Byrd's 64 blocked shots as a freshman, are the most by a Spartan in a single season. She backed that up with 43 as a sophomore and set the record for a junior with 56. Her 327 rebounds in 2012-13 are the second most in a season for a Spartans freshman record. As a sophomore, she grabbed 276 boards, eighth most on the single-season list.

3-POINT PERCENTAGE		PCT	SEASON
1.	Kim Skaggs	***.407 (37-91)	1991-92
2.	Kari Steele	.396 (74-187)	1996-97
3.	Emily Nichols	*.393 (42-107)	2007-08
4.	Shaunna Ridge	.392 (29-74)	2008-09
5.	Megan Gluhan	** .385 (37-96)	1998-99
6.	Gretchen Seeley	****.384 (38-99)	1993-94
7.	Sherry Yudt	.383 (49-128)	1992-93
8.	Christine Martin	.382 (26-88)	2007-08
9.	Sara Plavljaniin	.379 (61-161)	2011-12
10.	Crissy DiLuzio	.378 (31-82)	1999-00

FREE THROWS MADE		MADE	SEASON
1.	Ta'Rea Cunnigan	**178	2012-13
2.	Brittany Johnson	****158	2011-12
3.	Cricket Williams	****152	2002-03
4.	Ta'Rea Cunnigan	138	2013-14
5.	Cricket Williams	134	2001-02
6.	Lora Alexander	127	1989-90
7.	Cricket Williams	123	2003-04
8.	Lamisha Augustine	118	2005-06
9.	Lora Alexander	114	1988-89
10.	Ta'Rea Cunnigan	113	2014-15
	Classye James	113	2013-14
	Pam Pember	113	1991-92

FREE THROWS ATTEMPTED		ATT	SEASON
1.	Cricket Williams	***240	2002-03
2.	Ta'Rea Cunnigan	**235	2012-13
3.	Brittany Johnson	****224	2011-12
4.	Lora Alexander	214	1988-89
5.	Cricket Williams	205	2003-04
6.	Cricket Williams	197	2001-02
7.	Lora Alexander	192	1989-90
8.	Ta'Rea Cunnigan	183	2013-14
9.	Ta'Rea Cunnigan	164	2014-15
10.	Classye James	163	2013-14

FREE THROW PERCENTAGE		PCT	SEASON
1.	Rebecca Woodberry	***.918 (56-61)	2013-14
2.	Natalie White	** .879 (58-66)	2006-07
3.	Rebecca Woodberry	****.861 (68-79)	2014-15
4.	Dezz Ramos	.839 (104-124)	2015-16
5.	Natalie White	.807 (71-88)	2007-08
6.	Atari Parker	.802 (97-121)	2000-01
7.	Joi Turner	.788 (52-66)	1995-96
8.	Lindsay Harris	.782 (79-101)	2004-05
9.	Brittany Johnson	.761 (51-67)	2010-11
10.	Pam Pember	.758 (113-149)	1991-92
	Atari Parker	.758 (69-91)	2001-02

REBOUNDING		REB	SEASON
1.	Rhoda Chew	**329	1983-84

2.	Riana Byrd	*327	2012-13
3.	Lora Alexander	***316	1988-89
4.	Elinor Banks	310	1978-79
5.	Lora Alexander	****306	1989-90
6.	Natalie St. Mary	296	1982-83
7.	Roberta Lawson	279	1984-85
8.	Riana Byrd	276	2013-14
9.	Debbie Johnson	265	1978-79
10.	Amber Jackson	264	2005-06

ASSISTS		AST	SEASON
1.	Wanda Thompson	*211	1977-78
2.	Dana Foster	****196	1985-86
3.	Cricket Williams	***192	2002-03
	Wanda Thompson	**192	1978-79
5.	Erica McGlaston	185	2004-05
	Cricket Williams	185	2003-04
7.	Wanda Thompson	176	1980-81
8.	Wanda Thompson	163	1979-80
9.	Cricket Williams	159	2001-02
10.	Dana Foster	141	1984-85

BLOCKED SHOTS		BS	SEASON
1.	Riana Byrd	*64	2012-13
2.	Lamisha Augustine	****58	2005-06
3.	Riana Byrd	***56	2014-15
4.	Elinor Banks	55	1979-80
5.	Shaunna Ridge	53	2008-09
	Elinor Banks	53	1978-79
7.	Rhoda Chew	51	1984-85
8.	Elinor Banks	**48	1980-81
9.	Riana Byrd	43	2013-14
10.	Nica Gemo	42	2004-05

STEALS		ST	SEASON
1.	Wanda Thompson	***136	1979-80
2.	Wanda Thompson	*108	1977-78
3.	Dana Foster	****106	1985-86
4.	Wanda Thompson	**97	1978-79
5.	Ta'Rea Cunnigan	94	2012-13
	Cricket Williams	94	2003-04
7.	Wanda Thompson	93	1980-81
8.	Cricket Williams	88	2001-02
9.	Dana Foster	87	1984-85
10.	Natalie St. Mary	85	1982-83

* Freshman Record
 ** Sophomore Record
 *** Junior Record
 **** Senior Record

POINTS

Game	41	Hulett Brooks, vs. Sacramento State, 12/10/93
Season	603	Brittany Johnson, 30 games, 2011-12
Season avg.	20.8	Natalie St. Mary (540 pts.), 26 games, 1982-83
Career	2,062	Ta'Rea Cunnigan, 122 games, 2012-15
Career avg.	18.2	Lora Alexander (1,017 pts.), 56 games, 1988-90

FIELD GOALS MADE

Game	16	Natalie St. Mary (23 att.), vs. Cal Poly SLO, 11/20/82
Season	233	Natalie St. Mary (515 att.), 26 games, 1982-83
Career	735	Karen Mason (1,686 att.), 111 games, 1978-81

FIELD GOALS ATTEMPTED

Game	33	Hulett Brooks (14 made), vs. Sacramento State, 12/10/93
Season	515	Natalie St. Mary (233 made), 26 games, 1982-83
Career	1,743	Ta'Rea Cunnigan (690 made), 122 games, 2012-15

FIELD GOAL PERCENTAGE

Game	.857	Jasmine Smith (6-7), vs. Utah State, 12/30/15
Season	.659	Amber Jackson (205-311), 30 games, 2004-05
Career	.619	Amber Jackson (396-640), 56 games, 2005-06

THREE-POINT FIELD GOALS MADE

Game	8	Gretchen Seeley (14 att.), vs. Long Beach State, 2/13/94 Rebecca Woodberry (14 att.), at UNLV, 3/6/15 Rebecca Woodberry (11 att.), vs. Utah State, 3-9-15
Season	90	Rebecca Woodberry (251 att.), 29 games, 2013-14
Career	199	Kari Steele (575 att.), 110 games, 1994-97

THREE-POINT FIELD GOALS ATTEMPTED

Game	15	Natalie White (6 made) at Washington St., 12/16/07
Season	251	Rebecca Woodberry (90 made), 29 games, 2013-14
Career	575	Kari Steele (199 made), 110 games, 1994-97

FREE THROWS MADE

Game	15	Lindsay Harris (16 att.) vs. Rice, 3/11/2005
	15	Karen Mason (17 att.), vs. Cal Poly Pomona, 12/10/77
Season	178	Ta'Rea Cunnigan (235 att.), 30 games, 2012-13
Career	538	Ta'Rea Cunnigan (740 att.), 122 games, 2012-15

FREE THROWS ATTEMPTED

Game	18	Lora Alexander (11 made), vs. Long Beach State, 1/7/89
Season	240	Cricket Williams (152 made), 28 games, 2002-03
Career	740	Ta'Rea Cunnigan (538 made), 122 games, 2012-15

REBOUNDS

Game	21	Rhoda Chew, vs. Santa Clara, 2/21/84
	21	Rhoda Chew, vs. Pacific, 12/8/84
Season	329	Rhoda Chew, 26 games, 1983-84
Season avg.	12.7	Rhoda Chew (329), 26 games, 1983-84
Career	1,062	Elinor Banks, 110 games, 1977-81
Career avg.	11.1	Lora Alexander (622), 56 games, 1988-90

ASSISTS

Game	16	Cricket Williams, vs. Tulsa, 3/2/03
	16	Liz Keough, vs. Stanislaus State, 1976-77
Season	211	Wanda Thompson, 27 games, 1977-78
Season avg.	7.8	Wanda Thompson (211), 27 games, 1977-78
Career	742	Wanda Thompson, 113 games, 1977-81
Career avg.	6.6	Wanda Thompson (742), 113 games, 1977-78

STEALS

Game	12	Natalie St. Mary, vs. Cal Poly SLO, 11/20/82
Season	136	Wanda Thompson, 31 games, 1979-80
Season avg.	4.4	Wanda Thompson (136), 31 games, 1979-80
Career	434	Wanda Thompson, 113 games, 1977-81
Career avg.	3.8	Wanda Thompson (434), 113 games, 1977-81

BLOCKED SHOTS

Game	7	Nica Gemo, vs. Boise State, 1/20/2005
	7	Rhoda Chew, vs. Washington State, 1/20/83
Season	64	Riana Byrd, 30 games, 2012-13
Season avg.	2.1	Riana Byrd (64), 30 games, 2012-13
Career	200	Riana Byrd, 91 games, 2013-16
Career avg.	1.7	Riana Byrd (200), 120 games, 2013-16


All Career Averages are based on a minimum of 50 games

Coaching Staff

The Spartans

2015-16 Review

Record Book



Gretchen Seeley (1993-94) holds the San José State single-game record for made 3-pointers.

Seeley sank eight threes in a game against Long Beach State on February 13, 1994.

Her .384 3-point shooting percentage in the 2013-14 season ranks fifth on the Spartans' single-season list and it is the record for a senior.

POINTS

Game	119	vs. Columbia (11/16/14)
Season	2,511	2014-15, 32 games
Season average	78.9	1978-79, 28 games, 2,208 points
Largest winning margin	65	vs. Cal Poly SLO (1/6/79), 96-31
Largest losing margin	80	vs. Long Beach St. (2/14/87), 149-69

FEWEST POINTS

Half	7	vs. Rice, 2/17/00
Game	26	vs. Utah, 2/18/99
Season	1,294	1998-99, 27 games
Season Average	47.7	2010-11, 29 games
Conference Season	632	1998-99, 14 games

FIELD GOALS MADE

Game	44	vs. Arizona, 1/4/79
Season	972	1979-80, 31 games

FIELD GOALS ATTEMPTED

Game	109	vs. Santa Clara, 2/22/78
Season	2,262	2014-15, 32 games

THREE-POINT FIELD GOALS MADE

Game	19	at UNLV, 3/6/15
Season	271	2014-15, 32 games

THREE-POINT FIELD GOALS ATTEMPTED

Game	42	at San Diego State, 1/22/14
Season	872	2014-15, 32 games

FREE THROWS MADE

Game	42	vs. Columbia, 11/16/14
Season	493	2013-14, 30 games

FREE THROWS ATTEMPTED

Game	53	vs. Columbia, 11/16/14
Season	726	2013-14, 30 games

FREE THROW PERCENTAGE

Game	.929	vs. Santa Clara, 12/11/91
Season	.718	2012-13, 30 games

REBOUNDS

Game	87	vs. Fresno State, 2/2/79
Season	1,578	1978-79, 28 games
Season average	56.4	1978-78, 28 games

ASSISTS

Game	30	vs. USF, 2/17/78
Season	501	2014-15, 32 games
Season average	21.0	1977-78, 27 games

STEALS

Game	35	vs. Washington State, 2/8/80
Season	525	1979-80, 31 games
Season average	16.9	1979-80, 31 games

BLOCKED SHOTS

Game	19	vs. USF, 2/10/79
Season	198	1978-79, 28 games
Season average	7.1	1978-79, 28 games



Before last year's team scored 2,511 points, the 2,308 points the 2013-14 Spartans scored were the highest scoring team in the program's 39 years of existence.

That squad also set single-season team records for 3-point attempts (793), 3-pointers made (245), free throw attempts (726) as well as free throws made (493).

POINTS

San José State Player	38, Danada Smith, vs. Long Island, 12/30/00
Opponent Player	40, Diamond Ford, Texas State, 12/29/12
San José State	119, vs. Columbia, 11/16/14
Opponent	110, Long Beach State, 1/28/91

FIELD GOALS MADE

San José State Player	15, Amber Jackson, vs. Nevada, 12/30/04
Opponent Player	18, Penny Moore, Long Beach State, 2/24/90
San José State	39, vs. Sacramento State, 12/22/14
Opponent	45, Long Beach State, 1/28/91

FIELD GOALS ATTEMPTED

San José State Player	29, Danada Smith, vs. Long Island, 12/30/00
Opponent Player	30, Anita Maxwell, New Mexico State, 2/17/95
San José State	92, vs. Sacramento State, 12/22/14
Opponent	104, Sacramento State, 12/22/14

3-POINT FIELD GOALS MADE

San José State Player	7, Rebecca Woodberry vs. Georgia St., 12/18/13
	7, Danada Smith, vs. Long Island, 12/30/00
	7, Kari Steele, vs. Air Force, 2/15/97
Opponent Player	8, Jill Sutton, TCU, 1/8/98
San José State	14, vs. Utah State, 2/27/16
	14, vs. Georgia State, 12/18/13
Opponent	15, Boise State, 1/25/14
	15, Southern Utah, 12/8/12

3-POINT FIELD GOALS ATTEMPTED

San José State Player	15, Jessica Kellogg, vs. Tulsa, 3/2/03
Opponent Player	14, Sydnee Fipps, UC Davis, 12/10/14
	14, Nadia Begay, Boise State, 2/22/07
	14, Lindsey Logan, Fresno State, 2/11/01
	14, Autumn Hollyfield, Cal State Fullerton, 2/5/94
San José State	38, vs. San Diego State, 2/26/14
Opponent	43, Fresno State, 2/25/12

FREE THROWS MADE

San José State Player	13, Megan Gluhan, vs. Cal Poly, 11/13/98
	13, Ta'Rea Cunnigan, vs. Texas State, 12/29/12
Opponent Player	16, Ashley Brown, Utah State, 2/2/12
San José State	42, vs. Columbia, 11/16/14
Opponent	28, vs. UTEP, 1/2/01

FREE THROWS ATTEMPTED

San José State Player	16, Cricket Williams, vs. Rice, 2/27/03
Opponent Player	26, Ashley Brown, Utah State, 2/2/12
San José State	53, vs. Columbia, 11/16/14
Opponent	42, UC Santa Barbara, 2/11/93


REBOUNDS

San José State Player	19, Teoma Taylor, vs. Boise State, 1/2/03,
	19, Riana Byrd vs. Cal State Northridge, 12/1/12
Opponent Player	18, Margaret Huntington, Sacramento State, 12/22/14

San José State	64, vs. Portland State, 12/28/90
Opponent	63, Gonzaga, 11/21/99
	63, Northwestern State (La.), 12/20/93

ASSISTS

San José State Player	16, Cricket Williams, vs. Tulsa, 3/2/03
Opponent Player	14, Tine Freil, Pacific, 3/1/93
San José State	24, vs. Sacramento State, 12/22/14
	24, vs. Utah State, 1/12/13
	24, vs. Nevada, 12/30/04
	24, vs. Drake, 12/28/91
Opponent	30, San Diego State, 1/20/90



Kari Steele (1994-97) held the San José State single-season record for 3-point field goals with made for 17 years, from 1997 to 2013, after sinking 74 in 1996-97.

Steele owns the Spartans career record with 199 3-pointers and is tied with Danada Smith and Rebecca Woodberry for The Event Center single-game record of seven threes in a game.

Her 1,340 points ranks sixth on the San José State career scoring list.

BLOCKED SHOTS

San José State Player	7, Nica Gemo, vs. Boise State, 1/20/05
Opponent Player	6, Brina Chaney, Oregon State, 12/4/02
	6, Pauline Jordan, UNLV, 2/22/90
San José State	11, vs. Sacramento State, 12/22/14
Opponent	10, UNLV, 2/22/90

STEALS

San José State Player	8, Riana Byrd, vs. UTSA, 12/31/12
	8, Alisha Hicks, vs. Pacific, 11/20/07
	8, Alisha Hicks, vs. Utah State, 2/3/07
	8, Juliana Smith, vs. Gonzaga, 11/21/99
Opponent Player	8, Kimberly Hill, Northwestern State (La.), 12/20/91
	8, Lisa Crosskey, UC Santa Barbara, 1/12/91
	8, Suzanne McNally, SMU, 12/29/91
San José State	23, vs. Northern Arizona, 12/1/11
Opponent	23, New Mexico State, 1/4/91

POINTS

- 41 Hulett Brooks, vs. Sacramento State (12/10/93)
- 38 Danada Smith, vs. Long Island (12/30/00)
- 36 Natalie St. Mary, vs. Cal Poly SLO (11/20/82)
Lora Alexander, vs. Santa Clara (12/20/88)
Emily Schill, vs. Utah State (1/12/13)** Freshman Record
- 35 Karen Mason, vs. Cal State Fullerton (12/6/80)
Hulett Brooks, vs. UNLV (2/17/94)
Kari Steele, vs. Air Force (2/15/97)
Lamisha Augustine, vs. Colorado State (12/10/05)
Ta'Rea Cunnigan, at Nevada (2/7/15)
- 34 Tatiana Taylor, vs. Nevada (3/6/04)
Chasity Shavers, vs. Boise State (2/20/10)
- 33 Kylie Page, vs. Montana State (12/30/95)
Lora Alexander, vs. Long Beach State (2/24/90)
- 32 Johnnie Thomas, vs. UC Santa Barbara (1/10/87)
Hulett Brooks, vs. Loyola Marymount (12/29/93)
Cricket Williams, vs. SMU (1/11/03)
Jessica Kellogg, vs. Tulsa (3/2/03)
Amber Jackson, vs. Nevada (12/30/04)
Chasity Shavers, vs. California (12/9/09)
Brittany Johnson, at Nevada (1/28/12)
- 31 Lora Alexander, vs. Long Beach State (1/7/89)
Hulett Brooks, vs. Cal State Northridge (12/30/93)
Brittany Johnson, vs. Idaho (3/7/12)
Dezz Ramos, vs. South Dakota (12/8/15)
- 30 Karen Mason, vs. Stanford (2/24/79)
Winnia Gazaway, vs. Pacific (1/16/82)
Rhoda Chew, vs. Idaho State (12/27/84)
Rhoda Chew, vs. California (3/1/85)
Lora Alexander, vs. UNLV (2/22/90)
Courtney Wittstruck, vs. Nevada (12/29/97)
Sasha Spalding, vs. TCU (1/8/98)
Atari Parker, vs. Hawaii (1/21/01)
Cricket Williams, vs. UTEP (3/6/03)
Ta'Rea Cunnigan, vs. Texas State (12/29/12)
Ta'Rea Cunnigan, vs. UT Arlington (1/26/13)
Rebecca Woodberry, at Utah (11/14/14)
Ta'Rea Cunnigan, at UNLV (3/6/15)
- 29 Atari Parker, vs. Santa Clara (11/29/00)
Kylie Page, vs. Idaho (12/9/95)
Kari Steele, vs. Cal State Fullerton (1/15/95)
Natalie St. Mary, vs. California (2/26/83)
Cricket Williams, vs. Fresno State (1/25/03)
Brittany Johnson, at Hawai'i (2/11/12)
Ta'Rea Cunnigan, at Santa Clara (11/12/13)
Rebecca Woodberry, vs. San Francisco (11/20/13)
- 28 Lee Bernardino, vs. San Diego State (12/3/77)
Karen Mason, vs. California (1/31/79)
Karen Mason, vs. USC (3/9/79)
Karen Mason, vs. San Francisco (2/21/80)
Natalie St. Mary, vs. Pacific (2/10/83)
Shelia Brown, vs. California (3/2/84)
Pam Pember, vs. UC Irvine (2/1/92)

- Kim Skaggs, vs. UC Santa Barbara (2/13/92)
- Pam Pember, vs. UC Irvine (2/27/92)
- Pam Pember, vs. Cal State Fullerton (2/29/92)
- Cricket Williams, vs. Southern Utah (12/21/02)
- Cricket Williams, vs. Nevada (2/22/03)
- Lamisha Augustine, vs. Boise State (2/1/06)
- Sara Plavljanin, vs. New Mexico State (1/8/11)
- Sara Plavljanin, at Santa Clara (12/17/11)
- Brittany Johnson, at Southern Utah (1/3/12)
- Ta'Rea Cunnigan, at Evansville (11/17/12)
- Ta'Rea Cunnigan, vs. San Francisco (11/20/13)
- Ta'Rea Cunnigan, vs. Denver (1/17/13)
- Ta'Rea Cunnigan, vs. Air Force (1/15/14)
- Rebecca Woodberry, at Colorado (12/5/14)

REBOUNDS

- 21 Rhoda Chew, vs. Santa Clara (2/21/84)
Rhoda Chew, vs. Pacific (12/8/84)
- 20 Elinor Banks, vs. Fresno State (2/2/79)
Rhoda Chew, vs. San Francisco (1/14/84)
Taja Winston, vs. California (2/7/86)
Lora Alexander, vs. UC Santa Barbara (2/23/89)
Riana Byrd, vs. Colorado State (3/4/14)
- 19 Jan Peterson, vs. unknown opponent (1976-77)
Sally Halvorson, vs. unknown opponent (1976-77)
Elinor Banks, vs. Long Beach State (2/25/78)
Elinor Banks, vs. Chico State (12/29/79)
Roberta Lawson, vs. UC Santa Barbara (11/15/84)
Lora Alexander, vs. Santa Clara (12/20/88)
Lora Alexander, vs. Central Michigan (12/29/88)
Lora Alexander, vs. Pacific (2/29/90)
Teoma Taylor, vs. Boise State (1/2/03)
Riana Byrd, vs. Cal State Northridge (12/1/12)
- 18 Elinor Banks, vs. Hayward State (12/21/78)
Elinor Banks, vs. Cal Poly SLO (1/6/79)
Rhoda Chew, vs. Houston, (12/21/82)
Natalie St. Mary, vs. Oregon State (2/5/83)
Natalie St. Mary, vs. Fresno State (2/12/83)
Rhoda Chew, vs. Santa Clara (1/18/84)
Taja Winston, vs. Montana (1/1/86)
Pam Pember, vs. UC Santa Barbara (1/12/91)
Shemekia Brown, vs. Idaho (11/26/94)
Sasha Spalding, vs. TCU (1/8/98)
Emily Schill, vs. Utah State (1/12/13)
Riana Byrd, vs. UMKC (12/21/13)

20/20 CLUB

- 27 points, 20 rebounds Lora Alexander, vs. UC Santa Barbara (2/23/89)

Coaching Staff

The Spartans

2015-16 Review

Record Book

All-America

Elinor Banks	1978, '79
Karen Mason	1980, '81

Academic

Capital One Academic All-District VIII

Ta'Rea Cunnigan	2013, '15
-----------------	-----------

Arthur Ashe, Jr. Sports Scholar

Ta'Rea Cunnigan	2013, '15
Myzhanique Ladd	2016
Rachol West	2016
Emily Vann	2016

San José State President's Scholar

Emily Vann	2015, '16
------------	-----------

San José State Dean's Scholar

Ta'Rea Cunnigan	2014, '15, '16
-----------------	----------------

Mountain West Scholar-Athlete

Ta'Rea Cunnigan	2014, '15
Ellie Stevens	2016
Emily Vann	2015, '16
Rachol West	2014, '15, '16

Academic All-Mountain West

Paris Baird	2014, '15, '16
Ta'Rea Cunnigan	2014, '15
Britta Hall	2014
Nyre Harris	2015, '16
Andrea Kohlhaas	2016
Myzhanique Ladd	2015, '16
Ellie Stevens	2016
Chereese Thomas	2015
Emily Vann	2015, '16
Rachol West	2014, '15, '16
Rebecca Woodberry	2014, '15

Mountain West Conference

2014-Present

All-Mountain West

First Team

Ta'Rea Cunnigan	2015
Dezz Ramos	2016

Honorable Mention

Ta'Rea Cunnigan	2014
-----------------	------

Newcomer of the Year

Dezz Ramos	2016
------------	------

Sixth Player of the Year

Riana Byrd	2016
------------	------

All-Freshman Team

Jasmine Smith	2014
---------------	------

Preseason All-MW

Ta'Rea Cunnigan	2014
Ta'Rea Cunnigan	2015

Preseason MW Newcomer of the Year

Dezz Ramos	2016
------------	------

Mountain West All-Tournament Team

Rebecca Woodberry	2015
-------------------	------

Player of the Week

Riana Byrd	2/8/16
Ta'Rea Cunnigan	11/11/13, 1/25/15
Rachol West	12/28/14

**Western Athletic Conference
(1997-2013)**

All-WAC

First Team

Lamisha Augustine	2005, '06
Ta'Rea Cunnigan	2013
Amber Jackson	2006
Brittany Johnson	2012
Cricket Williams	2002, '03

Second Team

Amber Jackson	2005
Cricket Williams	2005

Third Team

Riana Byrd	2013
------------	------

All-Defensive Team

Riana Byrd	2013
Cricket Williams	2002

All-Freshman Team

Riana Byrd	2013
Ta'Rea Cunnigan	2012
Amber Jackson	2005
Brittany Powell	2007

Coach of the Year

Tim La Kose	2012
Janice Richard	2002

Preseason All-WAC

Ta'Rea Cunnigan	2013
-----------------	------

Players of the Week

Elea A'Giza	Dec. 31, 2001
Lamisha Augustine,	Jan. 31, 2005, Dec. 12, 2005
Riana Byrd	Dec. 2, 2012, Mar. 4, 2013
Ta'Rea Cunnigan	Nov. 19, 2012
Amber Jackson	Dec. 13, 2004, Jan. 23, 2006
Brittany Johnson	Dec. 5, 2011, Jan. 16, 2012, Feb. 27, 2012
Erica McGlaston	Feb. 28, 2005
Atari Parker	Jan. 22, 2001, Feb. 12, 2001
Sara Plavljanin	Jan. 9, 2012
Chasity Shavers	Dec. 7, 2009
Emily Schill	Jan. 13, 2013
Danada Smith	Jan. 2, 2001
Kari Steele	Feb. 17, 1997
Tatiana Taylor	Mar. 8, 2004
Joi Turner	Dec. 30, 1996
Cricket Williams	Feb. 18, 2003, Mar. 3, 2003, Dec. 29, 2003

**Big West Conference
(1989-1996)**All-Big WestFirst Team

Hulett Brooks	1994
---------------	------

Second Team

Lora Alexander	1989
Hulett Brooks	1993

Honorable Mention

Lora Alexander	1990
Kylie Page	1996
Kari Steele	1994, '95
Johnnie Thomas	1987

All-Freshman Team

Hulett Brooks	1990
LaTasha Causey	1988
Kylie Page	1996
Kim Skaggs	1989
Kari Steele	1994

Freshman of the Year

Kylie Page	1996
------------	------

Big West Players of the Week

Kylie Page	Dec. 12, 1995, Jan. 2, 1996
Hulett Brooks	Jan., 1994 , Mar. 1, 1994

**All-NorPac Conference
(1983-86)**First Team

Natalie St. Mary	1983
------------------	------

Second Team

Rhoda Chew	1984
Dana Foster	1988, '86

All-Freshman Team

Japora Smith	1985
--------------	------

**NorCal Conference
(1977-1982)**All-NorCalFirst Team

1979	Elinor Banks 1978, '79
1979	Karen Mason 1979, '80, '81
1980	Wanda Thompson 1980

Second Team

Shelia Brown	1982
Elinor Banks	1980, '81
Debbie Johnson	1978, '79
Wanda Thompson	1978, '79, '81

Coach of the Year

Sharon Chatman	1977, '78
----------------	-----------

A

Elea A'Giza	2001, '02
Lora Alexander	1989, '90
Ashley Alipate	2006
Terry Anderson	1975
Monet Andrews	2002
Palagi Atoe	2010, '12
Diane Augmon	1983
Lamisha Augustine	2002, '03, '04, '05, '06

B

Paris Baird	2014, '15, '16
Aniya Baker	2014, '15
Elinor Banks	1978, '79, '80, '81
Myosha Barnes	2006, '07, '08
Kathleen Barrett	1996, '97, '98, '99
Jeanette Bean	1983
Marianne Belgen	1982
Lee Bernardino	1978, '79
Ali Bettencourt	2015
Jennifer Biondi	1985
Kelly Blair	2009
Sherri Boone	1986
Jessica Borello	2001
Lindy Boretti	1977
Vicki Boyd	1975
Britney Bradley	2011
Chantelle Brazzel	1999, '00
Mary Brennan	1985, '86
Sheila Brewer	1992
Myesha Broaden	2009, '10, '11, '12
Hulett Brooks	1990, '92, '93, '94
Ashley Brown	2009, '10
Marilyn Brown	1991
Shelia Brown	1981, '82, '83, '84
Shemekia Brown	1992, '93, '94, '95
Daphne Brownson	1992, '93, '94, '95
Shana Buchanan	2001
Jackie Burress	1983
Denise Burtis	1980, '81
Riana Byrd	2013, '14, '15, '16

C

Christina Calcagno	2009
Danna Campbell	1997, '98
Sarah Cantway	1996
Suzanne Carlos	1975
La Tasha Causey	1988, '89, '90, '92
Chrissy Chang	1994
Rhoda Chew	1982, '83, '84, '85
Stephanie Childs	1991, '92
Donna Clark	1984
Monique Coble	2009, '11
Ta' Rea Cunnigan	2012, '13, '14, '15

D

Celina Dagnino	1998, '99, '00
Dafina Dailey	1999
Tamiko Davis	2007, '08
Adia Dawson	1995, '96, '98
Susan Day	1978, '79, '80
Jamiyla DeBoise	2013
Gail Dennis	1995, '96
Phyllis DiGeronimo	1988, '89
Crissy DiLuzio	2000
Sandra Dorsey	1975
Patty Duke	1987
Cindy Durio	1976

E

Connie Ebanez	1978
Aumornai Edinburgh	2008, '09
Wendy Elvord	1982

F

Brenda Farley	1985
Breana Fields	2006
Rachel Finnegan	2010, '12
Kayla Forster	2003, '04
Dana Foster	1983, '84, '85, '86
Toni Foster	1977
Lisa Fraser	1979

G

April Gafford	1986, '87
Cindy Galarza	1981, '82
Winnia Gazaway	1979, '80, '81, '82
Nica Gemo	2004, '05
Rochell Gentry	1975
Kristine Germone	1988
Megan Gluhan	1998, '99, '00
Chris Gonzales	1976
Michelle Gossman	1995
Roxane Grayson	1980, '81

H

Amber Hall	2006, '07
Britta Hall	2014
Jaime Hall	2006, '07
Marnesha Hall	2010, '11
Sally Halvorson	1977, '78, '79
Jana Ham	1976
Dominique Hamilton	2009, '10, '11
Shatiqua Hampton	1996
Michelle Hanson	1997, '98
Rhonda Hanson	1978
Lindsay Harris	2004, '05
Lois Harris	1999, '00
Nyre Harris	2015, '16
Tiffany Hearn	2003

Melissa Henderson	2003
Wanda Henderson	1975
Joanne Hernandez	1982, '83
Alisha Hicks	2006, '07, '08
Alexis Hill	2013
Janie Hillyer	1975, '76, '77, '78
Judy Hillyer	1975, '76
Lori Hoffman	1977
Lori Hogen	1975, '76
Lori Holder	1984
Cheryl Hooper	1984
Rebecca Hunt	1995, '96
LaTrese Hunter	1989, '90

I

Diseph Igoni	2001
Lisa Imahara	1987
Brittany Imaku	2006, '08
Kim Inman	1985, '86
Erin Irving	1996, '97, '98
LaDonna Irving	1992, '93, '94, '95

J

Amber Jackson	2005, '06
Lynette Jacobs	2007
Classye James	2013, '14
Brittany Johnson	2011, '12
Cathy Johnson	1977
Debbie Johnson	1978, '79, '80, '82
Kendra Johnson	1987
Liz Johnson	2010, '11
Natasha Johnson	1996, '97, '98, '99, '00
Rachel Johnson	1999
Teddi Johnson	1986, '87, '88, '89
Bridgette Jones	1986
Dana Jones	1988, '98, '90, '91
Myiesha Jones	2001

K

Jessica Kellogg	2001, '02, '03, '04, '05
Barbara Kelly	1976, '77
Monica Kerns	1991
Liz Keough	1977
Jan Khamashta	1978
Bernadette Knight	1993, '94
Elaina Knight	1996
Andrea Kohlhaas	2016

L

Myzhanique Ladd	2015, '16
Roberta Lawson	1984, '85
Elana Layton	1978
Mary Beth Ledesma	1984, '85, '87, '88
Cathy Lee	1977
Lisa Little	1993

Patti Lindh 1976

M

Tenecia Macon 2003
 Debbie Malchow 1975
 Christine Martin 2008
 Karen Mason 1978, '79, '80, '81
 Jane Masunagu 1975, '76
 Kalie Matthews 2016
 Patti McBride 1975, '76
 Dominica McCord 1993, '94, '95
 Renee McFarland 1997
 Aisha McGee 1999
 Ranice McGee 1977
 Erica McGlaston 2004, '05
 Cindy McGovern 1977
 Tiffany McKneely 2004
 Pam McNelis 1988
 Heather McPherson 1990
 Julie Meeks 1975
 Patty Meiner 1988, '89, '90
 Kim Miller 1996, '97
 Danielle Mirante 1994, '95
 Noelle Mitchell 1975, '76
 Angela Modin 1998, '99
 Tricia Montgomery 1992, '93
 Chris Mooring 1977
 Brittany Morris 2004, '05, '06
 Sabrina Murphy 2005, '06

N

AJ Newton 2011
 Emily Nichols 2008
 Linda Nichols 1976
 Kimberly Noble 2005

O

Raylene Ochoa 1976, '77, '78, '79
 Gayle Olsen 1985
 Ciara Omar 1999
 Madeline Orr 1976

P

Jodi Page 1989, '90
 Kylie Page 1996
 Lori Palmquist 1975
 Atari Parker 2001, '02
 Tina Parrott 1987
 Mary Pasek 1975
 Sandy Pearsall 1977
 Joanne Peixoto 1975, '76
 Pam Pember 1991, '92
 Monica Pepple 1977
 Liliana Perez 1988
 Jan Peterson 1977

Sheryl Peterson 1975
 Sara Plavljanin 2011, '12
 Robin Poppoff 1975
 Brittany Powell 2007, '08
 Nikki Prescott 2002, '03
 Mandy Purnell 1978

R

Peggy Rambeau 1988
 Diana Ramirez 1976
 Regina Ramirez 1980
Desiree Ramos 2016
 Maya Rawls 1993, '94, '95
 Autumn Reede 1999
 Gayle Rennek 1976
 Theresa Ribera 1975
 Shaunna Ridge 2009
 Heather Ridnour 1998
 Kerry Rosenberg 1975

S

Sandi Satre 1979, '80, '81
 Sonya Satre 1978
 Rozlan Saunders 1980
 Katie Schneider 2001, '02
 Carol Scott 1975
 Gretchen Seeley 1993, '94
 Lindsay Shank 1975
 Chasity Shavers 2009
 Kim Sheehy 2003
 Emily Schill 2013, '14, '15
 Christina Shoaf 2006
 Maria Silverio 1991
 Kim Skaggs 1989, '90, '91, '92
 Renee Simmons 1978
 LaTanya Simmons 1983, '84
 Amy Smith 1994
 Ayana Smith 1995, '96, '98, '99
 Chaunita Smith 2002, '03
 Danada Smith 2001
 Japora Smith 1985
Jasmine Smith 2014, '15, '16
 Juliana Smith 2000
 Karen Smith 1989, '90, '91, '92
 LaVerne Smith 1984
 MiaTonya Smith 2001, '02
 Chris Snyder 1989, '91
 Leoni Solia 2011
 Jan Spalding 1976, '77, '78
 Sasha Spalding 1996, '97, '98, '99, '00
 Natalie St. Mary 1982, '83
 Vickie Stanbridge 1975
 Kari Steele 1994, '95, '96, '97
 Ellie Stevens 2015, '16
 Joyce Stewart 1986, '87, '88

Shari Stoullil 1984
 Dana Stout 1975
 Bernadette Sufflé 2000
 Sayja Sumler 2008, '09, '10, '11
 Teri (Palmer) Swarbrick 1977, '80

T

Jayzyl Tauala 2013, '14
 Tatiana Taylor 2001, '02, '03, '04
 Teoma Taylor 2001, '02, '03, '04
 Chereese Thomas 2013, '14, '15
 Johnnie Thomas 1987, '88
 Robin Thompson 1981, '82, '83, '84
 Wanda Thompson 1978, '79, '80, '81
 Tamara Tigue 1987, '89, '90
 Pam Trombatore 1976
 Chenne Tuimoloau 2004
 Cathy Turner 1979
 Joi Turner 1994, '95, '96, '97
 Sharon Turner 1982, '83, '84, '86

U

Anetero Uiagalelei 2005, '06

V

Angela Vadnais 1986
 Emily Vann 2015, '16
 Chela Vasquez 1976

W

Karen Ward 1981, '82
 Sue Webb 1977
Rachol West 2014, '15, '16
 Tiffany Wells 2003
 Natalie White 2006, '07, '08, '09
 Cricket Williams 2001, '02, '03, '04
 Elisha Williams 1997, '98
 Francine Williams 1993
 Kalia Williams 2006, '07
 Marissa Williams 2011, '12
 Taja Winston 1985, '86
 Courtney Wittstruck 1998
 Rebecca Woodberry 2014, '15
 Nanea Woods 2011
 Shannon Wooten 1994
 Megan Wrinkle 1991

Y

Debbie Yanaguhara 1975, '76
 Sherry Yudt 1990, '91, '92, '93

Z


Yvonne Zandi 1996, '97

BOLD indicates members of the 2015-16 roster.

YEAR	W/L	PCT.	CONF./FINISH	PCT	HEAD COACH
1974-75	3-5	.375			Carolyn Lewis
1975-76	5-10	.333			Carolyn Lewis
1976-77	10-10	.500	4-7/4th	.364	Sharon Chatman
1977-78	17-10	.630	12-0/1st	1.000	Sharon Chatman
1978-79	24-4	.857	12-0/1st	1.000	Sharon Chatman
1979-80	22-9	.710	9-3/2nd	.750	Sharon Chatman
1980-81	14-13	.519	8-4/2nd	.667	Sharon Chatman
1981-82	15-12	.556	7-5/3rd	.583	Sharon Chatman
1982-83	17-9	.624	8-6/5th	.571	Sharon Chatman
1983-84	9-17	.346	5-9/6th	.357	Sharon Chatman
1984-85	9-17	.346	3-9/7th	.250	Sharon Chatman
1985-86	6-20	.231	1-11/7th	.083	Sharon Chatman
1986-87	3-23	.115	1-17/9th	.056	Tina Krah
1987-88	1-26	.037	0-18/10th	.000	Tina Krah
1988-89	4-23	.148	1-17/10th	.056	Tina Krah
1989-90	5-24	.172	2-16/9th	.111	Tina Krah
1990-91	2-25	.074	0-18/10th	.000	Tina Krah
1991-92	2-25	.074	1-17/10th	.056	Tina Krah
1992-93	5-21	.192	4-14/T8th	.222	Karen Smith
1993-94	14-13	.519	9-9/T6th	.500	Karen Smith
1994-95	4-24	.142	2-16/10th	.111	Karen Smith
1995-96	8-19	.308	3-15/T9th	.167	Karen Smith
1996-97	10-18	.357	5-11/6th	.313	Karen Smith
1997-98	6-21	.222	2-12/8th	.143	Karen Smith
1998-99	2-25	.074	0-14/8th	.000	Karen Smith
1999-00	3-24	.111	1-13/8th	.071	Janice Richard
2000-01	13-16	.448	4-12/9th	.250	Janice Richard
2001-02	17-11	.607	12-6/4th	.750	Janice Richard
2002-03	13-15	.464	9-9/6th	.500	Janice Richard
2003-04	16-13	.552	7-11/T6th	.389	Janice Richard
2004-05	18-12	.600	10-8/T4th	.556	Janice Richard
2005-06	13-15	.464	8-8/T4th	.500	Janice Richard
2006-07	5-27	.156	4-12/T8th	.333	#Greg Lockridge
2006-07					^Derrick Allen
2007-08	3-28	.097	1-15/9th	.063	Pam DeCosta
2008-09	2-28	.067	1-15/9th	.063	Pam DeCosta
2009-10	6-23	.207	2-14/9th	.125	Pam DeCosta
2010-11	2-27	.069	2-14/9th	.125	Pam DeCosta
2011-12	11-19	.367	6-8/T4th	.429	Tim La Kose
2012-13	11-19	.367	8-10/6th	.444	Tim La Kose
2013-14	11-19	.367	5-13/10th	.278	Jamie Craighead
2014-15	15-17	.469	7-11/8th	.389	Jamie Craighead
2015-16	13-17	.433	11-7/4th	.611	Jamie Craighead
42 Years	389-753	.341	197-434	.312	

- Greg Lockridge was an interim coach (0-6) during part of the 2006-07 season

^ - Derrick Allen was an interim coach (5-21) during part of the 2006-07 season



Sharon Chatman, who coached the Spartans from 1997 through the 1986 season, is the only coach in program history with a winning record. In 10 seasons she posted a 143-121 record (.542).

Chatman led the Spartans to four consecutive postseason births in the Association for Intercollegiate Athletics for Women (AIAW) Championship Tournament, the precursor to the NCAA Championship Tournament.

Chatman was inducted into the San José State Sports Hall of Fame on October 1, 2004.

	Yrs.	Seasons	Wins	Losses	Pct.
Carolyn Lewis	2	1975-76	8	15	.348
Sharon Chatman	10	1977-86	143	121	.542
Tina Krah	6	1987-92	17	146	.104
Karen Smith	7	1993-99	49	141	.216
Janice Richard	7	1999-06	93	106	.467
Greg Lockridge*		2006-07	0	6	.000
Derrick Allen**	1	2006-07	5	21	.192
Pam DeCosta	4	2008-11	13	106	.109
Tim La Kose	2	2012-13	22	38	.367
Jamie Craighead	3	2014-16	39	53	.424
Totals:	42		389	753	.341

OPPONENT	W	L
Air Force	8	2
Alaska Anchorage	0	1
American	0	1
Arizona	1	2
Arizona State	2	3
Arkansas State	0	1
Army	1	0
Baylor	0	3
Biola	0	1
Boise State	11	17
Bradley	0	1
Brigham Young	2	3
Brown	0	1
California	9	24
Cal Poly Pomona	2	2
Cal Poly	8	6
Cal State Fullerton	9	28
Cal State Hayward	7	1
Cal State Los Angeles	1	0
Cal State Northridge	8	4
Cal State Stanislaus	4	0
Central Michigan	0	1
Chico State	2	4
Cincinnati	1	0
Colgate	1	0
Colorado	0	2
Colorado State	3	11
Columbia	2	0
Cornell	1	1
CSU Bakersfield	0	4
Denver	1	3
Drake	0	1
Duke	0	1
Eastern Illinois	0	2
Eastern Washington	1	0
Evansville	1	1
Fordham	0	1
Fresno State	21	53
George Mason	0	1
Georgia State	1	1
Georgia Tech	0	1
Gonzaga	1	3
Grambling State	1	0
Hartnell	1	0
Harvard	0	2
Hawai'i	16	42
Houston	1	1
Humboldt State	1	0
Idaho	10	18
Idaho State	1	1
Iowa	0	1
Jackson State	1	0
Kansas	0	3

OPPONENT	W	L
Kansas City	1	0
Lamar	0	1
Long Beach State	1	29
Long Island	1	0
Louisiana Tech	1	23
Loyola-Chicago	1	0
Loyola Marymount	1	2
Marist	1	0
Memphis State	1	0
Miami, Ohio	0	1
Middle Tennessee State	0	1
Mississippi	0	1
Mississippi State	0	1
Montana	1	0
Montana State	2	1
Montclair State	0	1
Morgan State	0	1
Mount Saint Mary's	0	1
Navy	0	1
Nevada	27	22
Nevada-Las Vegas	5	29
New Mexico	1	7
New Mexico State	5	27
New Orleans	0	1
North Dakota State	1	1
Northern Arizona	2	4
Northern Colorado	0	2
Northeastern Illinois	1	0
Northern Illinois	0	1
Northwestern State La.	0	1
Ole Miss	0	1
Oregon	2	10
Oregon State	3	7
Pacific	13	33
Pepperdine	0	2
Portland	0	1
Portland State	1	4
Rice	2	14
Rutgers	0	1
Sacramento State	15	12
Saint Mary's	2	9
San Diego	2	6
San Diego State	5	20
San Francisco	22	19
San Francisco State	8	3
Santa Clara	22	24
Seattle	1	2
Sonoma State	2	0
South Dakota	0	1
South Dakota State	1	1
Southern California	2	5
Southern Illinois	0	1
Southern Methodist	3	14

OPPONENT	W	L
Southern Oregon	2	0
Southern Utah	4	2
Southwest Missouri St.	0	1
Stanford	13	10
Stephen F. Austin	0	1
Stony Brook	0	1
Tennessee	0	1
Tennessee-Martin	1	0
Texas	0	2
Texas Christian	1	6
Texas-El Paso	7	9
Texas State	1	1
Towson State	0	1
Tulsa	9	9
UC Davis	6	8
UC Irvine	12	16
UC Riverside	0	2
UC Santa Barbara	7	19
UCLA	0	5
US International	0	1
UT Arlington	2	0
Utah	2	5
Utah State	9	15
Utah Valley	2	0
UTSA	0	2
Valparaiso	0	1
Vermont	0	1
Washington	0	7
Washington State	3	6
Wayland Baptist	0	1
Weber State	3	4
Wisconsin	0	1
Wisconsin-Milwaukee	0	1
Wyoming	3	5
Yale	2	0
TOTALS	389	753

Bold - 2016-17 opponents

Air Force (8-2)

1996-97	A	W	78-62
	H	W	85-52
1998-99	A	L	83-46
2011-12	H	W	68-53
2013-14	H	W	79-70
	A	W	84-71
2014-15	H	W	91-64
	A	L	83-80
2015-16	H	W	81-60
	A	W	72-49

Alaska Anchorage (0-1)

2010-11	A	L	48-35
---------	---	---	-------

American University (0-1)

2011-12	N	L	49-46
---------	---	---	-------

Arizona (1-2)

1978-79	H	W	99-44
1985-86	H	L	81-64
1996-97	A	L	90-55

Arizona State (2-3)

1978-79	H	W	84-55
1981-82	A	L	71-58
1982-83	N	L	59-58
1996-97	H	W	62-57
1998-99	A	L	83-46

Arkansas State (0-1)

2006-07	N	L	90-71
---------	---	---	-------

Army (1-0)

1985-86	N	W	79-58
---------	---	---	-------

Baylor (0-3)

1997-98	H	L	75-61
2002-03	N	L	78-46
2013-14	A	L	113-73


Biola (0-1)

1977-78	H	L	64-60
---------	---	---	-------

Boise State (11-17)

1994-95	N	L	57-53
2001-02	A	W	85-74, OT
	H	W	64-53
2002-03	H	W	69-64
	A	W	73-61
2003-04	A	W	76-70
	H	W	58-48
2004-05	H	W	64-47
	A	L	67-54

2005-06	H	W	63-57
	A	W	69-64
2006-07	A	L	82-59
	H	W	68-60
	N	L	81-64
2007-08	H	L	78-51
	A	L	74-65
2008-09	A	L	58-53
	H	L	56-45
2009-10	A	L	75-53
	H	L	80-62



Dana Foster (1983-86) ranks second on the San José State single-season assists list (196). In addition, Foster is third on the program's career assists list (589).

2010-11	A	L	83-51
	H	L	83-68
2013-14	H	L	90-69
2014-15	H	W	88-78
	A	L	91-76
	N	L	76-67
2015-16	H	L	78-75
	A	L	81-69

Bradley (0-1)

2006-07	N	L	72-59
---------	---	---	-------

Brigham Young (2-3)

1978-79	N	L	85-78
---------	---	---	-------

1979-80	N	W	92-86
1980-81	H	W	70-67
1998-99	H	L	81-38
	A	L	74-48

Brown (0-1)

2011-12	H	L	61-47
---------	---	---	-------

California (9-24)

1975-76	H	W	62-54
	A	L	50-47
1977-78	N	W	66-65
	A	W	45-37
	H	W	76-65
1978-79	H	W	77-51
	A	W	80-51
1979-80	A	L	78-69
	H	W	77-70
1980-81	H	L	78-63
	A	L	83-66
1981-82	A	L	75-64
	H	W	65-56
1982-83	A	L	73-58
	H	L	82-73
1983-84	H	L	95-68
1983-84	A	L	92-81
1984-85	A	L	90-81
	H	L	97-81
1985-86	A	L	64-53
	H	L	77-63
1986-87	H	L	92-58
1987-88	A	L	84-65
1988-89	H	L	67-62
1989-90	A	L	77-49
1991-92	A	L	77-64
1994-95	A	L	95-57
2000-01	H	L	66-64
2003-04	A	L	90-67
2005-06	H	L	78-57
2008-09	H	L	76-40
2009-10	A	W	68-66
2014-15	A	L	110-87

Cal Poly Pomona (2-2)

1976-77		L	81-60
1977-78	A	L	65-51
1979-80	N	W	95-60
1981-82	A	W	74-73, OT

Cal Poly (8-6)

1978-79	H	W	96-31
1980-81	H	W	82-73
1981-82	A	W	82-56
1982-83	A	W	74-55

1985-86	H	L	67-63
1995-96	H	W	85-61
1996-97	A	W	72-57
1997-98	H	W	73-64
1998-99	H	W	71-61
1999-00	A	L	76-64
2006-07	A	L	71-59
2007-08	H	L	74-70
2010-11	H	L	73-64
2011-12	A	L	71-55

Cal State Fullerton (9-28)

1977-78	H	L	89-83
1978-79	N	W	62-56
1980-81	N	W	93-87
1982-83	N	W	63-59
1984-85	N	L	76-55
1986-87	H	L	92-54
	A	L	88-59
1987-88	H	L	68-52
	A	L	74-56
1988-89	A	L	78-51
	H	L	75-56
1989-90	H	L	61-48
	A	L	63-54
1990-91	A	L	95-46
	H	L	72-52
1991-92	H	L	83-76
	A	L	87-75
1992-93	H	L	76-75
	A	L	88-60
	H	W	85-68
1993-94	H	W	75-66
	A	W	89-71
1994-95	H	L	84-79
	A	L	70-57
	N	L	91-73
1995-96	A	W	68-66
	H	L	84-55
1998-99	H	L	65-51
1999-00	A	L	86-77
2000-01	H	W	86-61
2001-02	A	W	66-54
2006-07	H	L	69-52
2007-08	A	L	80-68
2009-10	H	L	79-77
2010-11	A	L	76-45
2011-12	H	L	81-65
2012-13	A	L	60-59

Cal State Hayward (7-1)

1974-75		L	70-53
1976-77		W	48-46
		W	65-60

1977-78	H	W	75-46
1978-79	H	W	92-37
1984-85	H	W	90-62
1985-86	A	W	71-53
1986-87	H	W	59-53

Cal State Los Angeles (1-0)

1978-79	A	W	88-48
---------	---	---	-------

Cal State Northridge (8-4)

1993-94	A	W	73-62
1994-95	H	W	90-65
1996-97	H	W	63-59
2002-03	H	W	76-51
2003-04	A	W	71-54
2005-06	A	W	76-62
2006-07	H	L	66-63
2007-08	A	W	59-55
2008-09	A	L	69-63
2009-10	H	L	62-61
2011-12	A	L	85-55
2012-13	H	W	73-63

Cal State Stanislaus/Stanislaus State (4-0)

1976-77		W	30-27
		W	79-37
		W	62-48
1991-92	N	W	81-59

Central Michigan (0-1)

1988-89	H	L	70-51
---------	---	---	-------

Chico State (2-4)

1974-75		L	82-54
1975-76	H	L	63-35
1976-77		L	53-50
		L	60-40
1978-79	N	W	67-29
1981-82	H	W	85-56

Cincinnati (1-0)

2014-15	N	W	79-54
---------	---	---	-------

Colgate (1-0)

1998-99	N	W	51-35
---------	---	---	-------

Colorado (0-2)

2009-10	A	L	86-50
2014-15	A	L	97-89 (OT)

Colorado State (3-11)

1983-84	A	L	68-55
1996-97	H	L	88-62
	A	L	80-55

1997-98	H	L	70-56
	A	L	108-56
2005-06	H	W	78-66
2006-07	A	L	76-57
2013-14	A	L	101-60
	H	W	65-64
2014-15	A	L	77-59
	H	L	85-76
	N	W	64-55
2015-16	A	L	76-54
	H	L	80-78

Columbia (2-0)

1990-91	H	W	70-64
2014-15	H	W	119-76

Cornell (1-1)

1993-94	H	W	65-48
1998-99	H	L	75-54

CSU Bakersfield (0-4)

2007-08	A	L	89-66
2008-09	H	L	78-59
2009-10	A	L	86-64
2015-16	A	L	90-88 (OT)

Denver (1-3)

2009-10	H	L	66-61
2010-11	A	L	64-27
2012-13	H	W	68-67
	A	L	83-68

Drake (0-1)

1991-92	H	L	77-67
---------	---	---	-------

Duke (0-1)

1987-88	H	L	86-47
---------	---	---	-------

Eastern Illinois (0-2)

2011-12	H	L	93-71
2012-13	A	L	88-67

Eastern Washington (1-0)

1979-80	H	W	63-53
---------	---	---	-------

Evansville (1-1)

2012-13	A	L	74-65
2013-14	H	W	90-84

Fordham (0-1)

2009-10	N	L	71-64
---------	---	---	-------

Fresno State (21-53)

1974-75	N	L	90-40
---------	---	---	-------

Coaching Staff

The Spartans

2015-16 Review

Record Book

Coaching Staff

The Spartans

2015-16 Review

Record Book

1975-76	N	L	67-37
1977-78	H	W	69-55
	A	W	56-51
1978-79	A	W	66-53
	H	W	90-54
1979-80	H	W	84-69
	A	W	73-52
1980-81	A	W	75-55
	H	W	74-44
1981-82	A	W	62-52
	H	L	53-48
1982-83	A	W	55-54
	H	W	80-73
1983-84	H	L	52-46
	A	L	91-87
1984-85	A	L	73-63
	H	L	83-56
1985-86	H	L	92-50
	A	L	81-65
1986-87	A	L	107-68
	H	L	97-60
1987-88	H	L	63-43
	A	L	91-55
1988-89	H	L	80-49
	A	L	86-56
1989-90	H	L	72-57
	A	L	94-66
1990-91	A	L	98-67
	H	L	75-60
1991-92	A	L	74-66
	H	L	72-65
1993-94	H	W	70-64
1995-96	A	L	74-66
1996-97	H	L	64-62
	A	W	65-58
1997-98	A	L	81-66
	H	L	67-51
1998-99	A	L	76-48
	H	L	60-54
1999-00	A	L	84-66
	H	L	71-65
2000-01	A	L	83-62
	H	W	73-59
2001-02	H	W	77-62
	A	W	65-48
2002-03	H	W	66-53
	A	L	96-80
2003-04	N	L	63-57
	A	L	81-39
2004-05	H	L	72-60
	H	L	79-63
2005-06	A	L	73-64
	H	L	63-41
	A	L	77-60



On December 10, 1993, Hulett Brooks (1990, 92-24) set the Spartans single-game scoring record when she poured in 41 points against Sacramento State.

She ranks fifth on the San José State all-time scoring (1,373 points) and fourth on the free throws (554) lists. In addition, she is fifth in field goal attempts (1,383), sixth in rebounds (647), seventh in free throws (245) and 10th in free throw percentage (.712) on the program's career lists.

2006-07	A	L	61-36	2015-16	H	W	56-51
	H	L	70-63		H	L	59-54
2007-08	A	L	81-63		A	W	
	H	L	83-65	66-64			
	N	L	87-76				
2008-09	A	L	73-44	George Mason (0-1)			
	H	L	76-47	1986-87	H	L	67-60
2009-10	H	L	68-31				
	A	L	83-47	Georgia State (1-1)			
2010-11	A	L	65-33	1994-95	N	L	70-41
	H	L	73-47	2013-14	H	W	95-81
2011-12	A	L	76-49				
	H	W	62-61	Georgia Tech (0-1)			
2013-14	H	W	68-66	1996-97	H	L	68-53
	A	L	107-80				
2014-15	A	L	58-46				

Gonzaga (1-3)

1999-00	H	L	82-65
2002-03	A	L	65-54
2005-06	H	W	69-61
	A	L	68-53

Grambling State (1-0)

2004-05	N	W	63-56
---------	---	---	-------

Hartnell (1-0)

1974-75		W	59-38
---------	--	---	-------

Harvard (0-2)

2004-05	H	L	75-61
2006-07	N	L	83-62

Hawai'i (16-42)

1977-78	H	W	88-31
1979-80	H	W	96-53
1981-82	H	W	86-63
1985-86	H	L	94-65
1986-87	H	L	68-45
	H	L	79-58
1987-88	A	L	90-55
	A	L	73-43
1988-89	H	L	77-66
	H	L	78-58
1989-90	A	L	86-50
	A	L	94-62
1990-91	H	L	67-55
	H	L	71-45
1991-92	A	L	99-80
	A	L	76-63
1992-93	H	L	79-66
	H	L	91-54
1993-94	A	L	88-52
	A	L	95-45
1994-95	H	W	59-57
	A	L	72-62
1995-96	A	L	96-52
	H	L	62-39
1996-97	H	L	84-57
	A	L	69-51
1997-98	A	L	86-56
	H	L	80-69
1998-99	A	L	87-44
	H	L	70-43
1999-00	H	L	73-57
	A	L	69-42
2000-01	A	W	74-72
	H	L	91-61
2001-02	A	L	81-67
	H	L	66-57

2002-03	A	L	54-40
	H	W	71-67
2003-04	H	W	73-45
	A	W	62-50
2004-05	H	W	54-49 OT
	A	W	56-54
2005-06	H	L	76-61
	A	L	57-49
2006-07	H	W	57-56
	A	L	64-53
2007-08	H	L	70-54
	A	L	61-47
2008-09	H	W	54-50
	A	L	64-48
	N	L	70-57
2009-10	A	L	63-49
	H	W	68-61
2010-11	H	W	53-43
	A	L	55-53
2011-12	H	W	83-67
	A	W	67-58
2015-16	H	L	76-73

Houston (1-1)

1982-83	N	W	71-68
1983-84	H	L	72-48

Humboldt State (1-0)

1974-75		W	54-51
---------	--	---	-------

Idaho (10-18)

1986-87	H	L	72-60
1992-93	H	L	74-58
1994-95	N	W	75-66, OT
1995-96	A	W	68-65
1997-98	H	W	79-66
1998-99	A	L	74-59
2001-02	H	W	61-44
2002-03	A	L	73-57
2005-06	H	W	61-52
	A	L	80-62
2006-07	H	L	72-64
	A	L	69-66
	N	W	72-66
2007-08	H	W	53-46
	A	L	77-66
	N	W	70-63
2008-09	H	L	66-47
	A	L	64-41
2009-10	H	W	58-53
	A	L	74-59
2010-11	H	W	63-61
	A	L	62-41

2011-12	H	L	67-63
	A	L	70-65
	N	L	67-63
2012-13	A	L	82-65
	H	L	83-66
	N	L	57-55

Idaho State (1-1)

1984-85	N	W	97-72
1990-91	N	L	54-41

Iowa (0-1)

1984-85	H	L	67-45
---------	---	---	-------

Jackson State (1-0)

1985-86	N	W	75-72
---------	---	---	-------

Kansas (0-3)

1980-81	H	L	81-72
2007-08	H	L	59-52
2008-09	A	L	93-49

Kansas City (1-0)

2013-14	H	W	81-76
---------	---	---	-------

Lamar (0-1)

1999-00	H	L	75-58
---------	---	---	-------

Long Beach State (1-29)

1977-78	H	L	70-57
1978-79	A	L	90-69
1979-80	A	L	79-69
1980-81	A	L	79-56
1981-82	H	L	75-54
1982-83	A	L	89-63
1983-84	H	L	87-45
1984-85	A	L	99-76
1986-87	A	L	120-53
	H	L	149-69
1987-88	A	L	96-33
	H	L	82-51
1988-89	H	L	113-72
	A	L	111-59
1989-90	A	L	93-53
	H	L	93-71
1990-91	H	L	110-56
	A	L	73-53
1991-92	A	L	91-65
	H	L	83-51
1992-93	H	L	59-58
	A	L	87-73
1993-94	H	W	73-71
	A	L	82-66
1994-95	A	L	70-58
	H	L	64-59

Coaching Staff

The Spartans

2015-16 Review

Record Book

1995-96	H	L	91-81
	A	L	89-87, OT
2007-08	H	L	64-60
2008-09	A	L	83-59

Long Island (1-0)

2000-01	H	W	90-87
---------	---	---	-------

Louisiana Tech (1-23)

2001-02	H	L	79-49
	A	L	87-47
2002-03	A	L	83-38
	H	L	66-59
2003-04	H	L	84-71
	A	L	82-51
2004-05	A	L	66-52
	H	L	80-51
2005-06	A	L	74-51
	H	L	78-48
2006-07	H	L	65-52
	A	L	71-61
2007-08	A	L	70-54
	H	L	78-64
2008-09	A	L	70-53
	H	L	87-69
2009-10	H	L	92-48
	A	L	81-66
2010-11	H	L	69-34
	A	L	62-53
2011-12	H	L	70-64
	A	L	73-68
2012-13	A	L	94-80
	H	W	60-58

Loyola-Chicago (1-0)

2002-03	H	W	85-66
---------	---	---	-------

Loyola Marymount (1-2)

1993-94	A	W	73-68
2008-09	A	L	81-66
2009-10	H	L	66-47

Marist (1-0)

2003-04	N	W	59-49
---------	---	---	-------

Memphis State (1-0)

1979-80	N	W	71-61
---------	---	---	-------

Miami, Ohio (0-1)

1989-90	H	L	76-52
---------	---	---	-------

Middle Tennessee State (0-1)

1991-92	N	L	88-54
---------	---	---	-------

Mississippi (0-1)

1999-00	N	L	77-43
---------	---	---	-------

Mississippi State (0-1)

2004-05	A	L	54-43
---------	---	---	-------

Montana (1-0)



On January 12, 2013, Emily Schill set San José State's freshman single-game scoring record when she poured in 36 points against Utah State. She pulled down 18 rebounds in the game as the Spartans equaled their single-game scoring mark with 103 points.

1985-86	H	W	67-60
---------	---	---	-------

Montana State (2-1)

1983-84	H	L	71-69
1995-96	H	W	77-75
2000-01	H	W	53-50

Montclair State (0-1)

1980-81	H	L	63-59
---------	---	---	-------

Morgan State (0-1)

1998-99	N	L	46-39
---------	---	---	-------

Mount Saint Mary's (0-1)

2010-11	H	L	72-69
---------	---	---	-------

Navy (0-1)

1998-99	N	L	76-48
---------	---	---	-------

Nevada (27-22)

1975-76	A	L	55-47
	A	W	
1977-78	H	W	64-54
1978-79	H	W	93-50
1979-80	N	W	95-38
1983-84	H	W	90-86
1987-88	A	L	72-54
1992-93	H	W	55-49
	A	L	76-63
1993-94	H	W	79-43
	A	W	78-51
1994-95	H	W	59-54
	A	L	74-73
1995-96	A	L	68-58
	H	L	81-62
1996-97	H	W	79-54
1997-98	A	L	59-52
1999-00	H	L	65-58
2000-01	A	L	86-57
	H	W	78-75
2001-02	H	W	78-60
	A	W	71-52
2002-03	H	W	63-60
	A	W	77-52
2003-04	A	W	70-63
	H	W	81-78, 2OT
	N	W	68-60
2004-05	H	W	76-63
	A	W	65-49
2005-06	A	W	64-56
	H	W	53-48
	N	L	76-61
2006-07	A	L	74-47
	H	L	70-52
2007-08	A	L	72-51
	H	L	78-62
2008-09	H	L	66-52
	A	L	61-50
2009-10	H	L	64-56
	A	L	72-48
2010-11	H	L	66-47
	A	L	65-36
2011-12	A	W	86-79
	H	W	70-63
2013-14	A	L	101-74
	H	L	99-95
2014-15	A	W	80-77 (OT)
	H	W	81-72
2015-16	A	W	76-63

Nevada-Las Vegas (5-29)

1977-78	H	L	86-55
1981-82	A	L	80-71

1983-84	A	L	65-47
1985-86	H	L	74-33
1986-87	H	L	72-42
	A	L	88-41
1987-88	A	L	87-40
	H	L	113-42
1988-89	H	L	79-54
	A	L	91-60
1989-90	A	L	76-46
	H	L	86-59
	N	L	102-67
1990-91	A	L	84-55
	H	L	79-46
1991-92	A	L	95-55
	H	L	72-60
1992-93	H	L	84-69
	A	L	95-52
1993-94	A	L	84-59
	H	W	78-70
1994-95	A	L	75-59
	H	L	86-56
1995-96	H	W	78-66
	A	L	80-73
1996-97	A	L	66-60
	H	W	70-60
2010-11	H	L	80-48
2011-12	A	L	78-41
2013-14	A	L	90-76
	N	L	78-75
2014-15	H	L	72-68 (OT)
	A	W	99-97
2015-16	H	W	61-69
New Mexico (1-7)			
1998-99	A	L	66-43
	H	L	58-49
2013-14	A	L	80-68
	N	L	76-73
2014-15	H	L	64-62
2015-16	A	L	71-57
	H	W	59-58
	N	L	65-51
New Mexico State (5-27)			
1990-91	H	L	95-66
	A	L	104-63
1991-92	A	L	94-74
	H	L	102-81
1992-93	H	L	71-56
	A	L	80-72
1993-94	A	L	91-68
	H	L	91-84, 20T
	N	L	85-57

1994-95	A	L	81-40
	H	L	66-61
1995-96	H	L	58-49
	A	L	86-54
2003-04	H	W	69-41
2004-05	A	W	54-43
2005-06	A	L	50-47
	H	W	58-35
2006-07	H	L	59-48
	A	L	79-53
2007-08	A	L	71-60
	H	L	81-65
2008-09	A	L	68-51
	H	L	64-50
2009-10	H	L	68-48
	A	L	62-35
2010-11	H	L	52-46
	A	L	54-29
2011-12	H	W	67-62
	A	L	56-55
2012-13	H	W	51-50
	A	L	90-70
2015-16	H	L	77-66
New Orleans (0-1)			
1985-86	N	L	69-50
North Dakota State (1-1)			
2005-06	H	W	84-78
2006-07	A	L	69-61
Northern Arizona (2-4)			
1992-93	N	W	62-50
1996-97	H	L	64-56
1998-99	N	L	59-43
1999-00	A	L	65-52
2010-11	A	L	67-53
2011-12	H	W	74-64
Northern Colorado (0-2)			
2007-08	H	L	69-46
2008-09	A	L	101-63
Northeastern Illinois (1-0)			
1990-91	H	W	71-69
Northern Illinois (0-1)			
2002-03	N	L	78-72
Northwestern State La. (0-1)			
1992-93	H	L	84-62
Ole Miss (0-1)			
2009-10	N	L	78-33

Oregon (2-10)			
1974-75		W	62-47
1979-80	A	L	93-77
1980-81	N	L	81-61
1982-83	H	L	66-64
1983-84	N	L	75-65
	A	L	66-58
1984-85	H	W	68-62
1985-86	A	L	77-640
	H	L	81-59
2007-08	A	L	67-32
2008-09	H	L	69-68
2015-16	A	L	104-74
Oregon State (3-7)			
1979-80	A	L	74-72
1981-82	H	L	80-79, 20T
1982-83	H	W	69-56
1983-84	A	L	89-71
1984-85	H	L	83-52
1985-86	A	L	80-53
	H	W	88-78
1989-90	N	L	72-62
1994-95	N	L	80-54
2002-03	H	W	59-47
Pacific (13-33)			
1977-78	A	W	67-42
	H	W	68-33
1978-79	H	W	80-33
	A	W	77-51
1979-80	A	W	91-37
	H	W	69-65
1980-81	A	L	59-51
	H	L	85-71
1981-82	H	W	89-57
	A	L	72-61
1982-83	H	L	70-68
	A	L	78-74
1983-84	A	W	79-68
	H	L	73-70
1984-85	H	W	83-74
1985-86	A	L	71-70
1986-87	H	L	70-55
	A	L	68-57
1987-88	A	L	49-46
	H	L	65-55
1988-89	H	L	59-54
	A	L	67-60
1989-90	H	L	71-58
	A	L	70-53
1990-91	H	L	73-49
	A	L	72-54

Coaching Staff

The Spartans

2015-16 Review

Record Book

All-Time Series Scores

Coaching Staff

The Spartans

2015-16 Review

Record Book

1991-92	H	L	65-60
	A	L	78-46
1992-93	A	L	57-45
	H	L	69-51
1993-94	A	L	72-70
	H	W	74-63
1994-95	H	L	64-51
	A	L	58-57
1995-96	A	L	79-70
	H	L	78-64
1996-97	H	W	63-60
1997-98	A	L	70-59
1998-99	H	L	75-38
1999-00	A	L	77-50
2001-02	H	W	78-75
2006-07	A	W	65-56
2007-08	H	L	75-74 OT
2010-11	A	L	70-57
2012-13	H	L	74-60
2015-16	A	L	81-69
Pepperdine (0-2)			
2008-09	A	L	75-46
2009-10	H	L	
83-66			
Portland (0-1)			
1989-90	A	L	78-69
Portland State (1-4)			
1980-81	A	L	80-78
1989-90	A	L	76-64
1990-91	H	L	80-71
2004-05	A	W	69-60
2005-06	H	L	68-62
Rice (2-14)			
1997-98	A	L	87-59
	H	L	70-57
1999-00	H	L	86-62
	A	L	83-37
2000-01	H	L	77-67
	A	L	69-56
2001-02	A	L	78-68
	H	W	67-64
2002-03	A	L	61-58
	H	L	71-63
2003-04	H	L	74-60
	A	L	64-44
	N	L	67-54
2004-05	A	W	63-52
	H	L	77-64
	N	L	76-68

Rutgers (0-1)			
2005-06	N	L	76-64
Sacramento State (15-12)			
1975-76	H	L	96-54
	A	L	72-36
1976-77		L	63-57
		L	61-56
1977-78	H	W	68-28
1978-79	H	W	87-48
1985-86	N	L	79-69
1986-87	A	W	61-58
1987-88	H	W	65-61
1991-92	A	L	60-51
1992-93	H	L	74-56
1993-94	A	L	111-100, OT
1995-96	N	W	85-68
	H	W	77-71
1996-97	A	L	71-55
1997-98	H	W	76-68
1998-99	N	L	76-63
1999-00	A	W	62-60
2000-01	H	W	71-59
2001-02	A	W	82-57
2003-04	A	W	70-39
2004-05	H	W	59-46
2007-08	A	L	60-57
2008-09	H	W	49-48
2009-10	A	W	84-81, OT
2013-14	A	L	103-99
2014-15	H	W	102-94
Saint Mary's (2-9)			
1984-85	H	W	83-80
1985-86	A	W	70-67
1988-89	H	L	91-65
1989-90	A	L	94-70
1990-91	H	L	79-46
1991-92	A	L	63-56
1992-93	H	L	60-55
1993-94	A	L	79-62
2000-01	A	L	81-68
2001-02	H	L	93-73
2015-16	A	L	91-81
San Diego (2-6)			
1981-82	A	W	60-39
1982-83	H	W	98-55
1990-91	N	L	90-66
1997-98	A	L	81-64
1999-00	H	L	60-51
2001-02	A	L	73-63
2012-13	A	L	91-52
2013-14	H	L	88-60

San Diego State (5-20)			
1977-78	N	L	89-85
1979-80	N	W	56-45
1984-85	A	L	97-67
1986-87	H	L	64-60
	A	L	97-56
1987-88	H	L	95-59
	A	L	96-54
1988-89	A	L	77-64
	H	L	84-52
1989-90	H	L	84-74
	A	L	66-42
	N	W	81-59
1996-97	H	L	82-37
	A	L	92-47
1997-98	A	L	68-55
	H	L	77-49
1998-99	A	L	89-59
	H	L	78-46
2000-01	H	W	59-54
2001-02	A	W	65-62
2013-14	A	L	88-65
	H	L	77-63
2014-15	A	L	71-61
2015-16	H	W	78-73
	A	L	87-70
San Francisco (22-19)			
1974-75		L	56-48
1977-78	H	W	75-55
	A	W	84-51
1978-79	A	W	85-68
	A	W	74-44
	H	W	50-41
1979-80	N	W	59-58
	A	L	61-57
	H	W	70-59
1980-81	H	W	53-51
	A	W	75-53
1981-82	H	W	62-49
	A	W	48-40
1982-83	A	W	81-66
	H	W	66-65
1983-84	H	W	73-49
	A	L	82-68
1984-85	H	W	84-58
	A	L	78-67
1986-87	A	L	76-48
1987-88	H	L	59-57
1988-89	A	W	61-47
	H	W	66-49
1990-91	A	L	78-54
	H	L	69-64
1991-92	H	L	74-63

1992-93	A	L	57-41
1993-94	H	W	62-49
1994-95	A	L	88-59
1995-96	H	L	80-49
2003-04	H	W	66-53
2004-05	A	W	48-47
2006-07	H	L	53-48, OT
2007-08	A	L	74-51
2009-10	H	W	63-51
2010-11	A	L	71-59
2011-12	H	L	88-77
2012-13	A	L	92-64
2013-14	H	W	98-79
2014-15	A	L	77-62
2015-16	H	L	82-78

San Francisco State (8-3)

1976-77		W	75-21
		L	71-53
		L	69-57
1978-79	H	W	59-43
1979-80	A	W	66-52
1980-81	N	W	103-69
	H	W	69-65
1983-84	A	L	86-81
1984-85	H	W	96-69
2012-13	H	W	70-51
2013-14	H	W	100-78

Santa Clara (22-24)

1975-76	A	W	39-28
1976-77		W	73-28
1977-78	A	W	73-49
	H	W	89-26
1978-79	A	W	79-44
	H	W	75-24
1979-80	H	W	70-25
	A	W	79-52
1980-81	A	W	73-61
	H	W	81-58
1981-82	H	W	80-64
	A	L	66-64
1982-83	H	W	60-55
	A	W	66-59
1983-84	A	W	64-61
	H	W	73-72
1984-85	A	L	62-60
	H	W	62-53
1985-86	A	L	60-45
1986-87	H	L	74-49
1987-88	A	L	71-31
1988-89	H	W	66-62, OT
1989-90	H	W	75-55
1990-91	A	L	72-45

1991-92	H	L	80-50
1993-94	N	L	81-54
1994-95	N	L	79-58
1995-96	N	L	77-42
1996-97	N	L	82-62
1997-98	N	L	90-51
1998-99	N	L	78-45
1999-00	N	L	79-51
2000-01	H	L	85-68
2001-02	A	L	73-58
2002-03	H	L	61-54
2003-04	A	W	75-62
2004-05	H	L	75-74
2005-06	A	L	81-70
2006-07	H	L	71-59
2007-08	A	L	78-58
2008-09	H	L	56-39
2009-10	A	W	75-64
2010-11	H	L	44-37
2011-12	A	W	74-53
2012-13	H	L	62-47
2013-14	A	W	97-93

Seattle (1-2)

2008-09	H	L	94-62
2012-13	A	L	72-60
	H	W	74-65

Sonoma State (2-0)

1983-84	H	W	84-55
1999-00	H	W	68-62

South Dakota (0-1)

2015-16	H	L	87-77
---------	---	---	-------

South Dakota State (1-1)

2005-06	H	W	64-51
2006-07	A	L	98-63

Southern California (2-5)

1976-77		W	68-49
1977-78	A	L	69-53
1978-79	H	L	99-92
1979-80	H	W	70-61
1980-81	A	L	94-78
	H	L	91-57
1981-82	H	L	88-72

Southern Illinois (0-1)

1996-97	N	L	78-55
---------	---	---	-------

Southern Methodist (3-14)

1991-92	H	L	60-51
1996-97	N	L	76-52

1997-98	H	L	55-54
	A	L	66-46
1999-00	A	L	80-42
	H	L	71-44
	N	L	99-56
2000-01	H	L	74-57
	A	L	80-71
2001-02	H	W	61-54
	A	L	92-87
2002-03	A	L	86-77
	H	L	61-58
2003-04	H	W	64-59, OT
	A	L	88-61
2004-05	A	L	58-37
	H	W	63-62 OT

Southern Oregon (2-0)

2014-15	H	W	110-91
2015-16	H	W	92-78

Southern Utah (4-2)

1989-90	N	W	73-68
1992-93	N	L	64-63
2000-01	H	W	75-60
2002-03	A	W	84-68
2011-12	A	W	70-68
2012-13	H	L	93-82

Southwest Missouri State (0-1)

1988-89	N	L	75-60
---------	---	---	-------

Stanford (13-10)

1974-75	A	L	76-52
1975-76	A	W	68-49
	H	L	83-66
	N	W	57-50
1976-77	A	L	62-56
	H	W	67-46
1977-78	A	W	61-56
	H	W	72-65
1978-79	A	W	76-56
	H	W	79-51
1979-80	N	W	64-59
	H	W	80-61
	A	L	66-59
1980-81	A	W	75-61
	H	W	61-48
1981-82	A	W	74-65
	H	L	85-72
1982-83	H	L	84-66
	A	W	68-66
1983-84	H	L	73-72
1984-85	A	L	75-72
1986-87	A	L	94-43
1987-88	H	L	55-33

Coaching Staff

The Spartans

2015-16 Review

Record Book

Stephen F. Austin (0-1)			
1995-96	H	L	67-47
Stony Brook (0-1)			
2008-09	N	L	56-38
Tennessee (0-1)			
1979-80	H	L	81-70
Tennessee-Martin (1-0)			
1997-98	H	W	61-60
Texas (0-2)			
1980-81	A	L	74-54
1981-82	H	L	69-56
Texas Christian (1-6)			
1997-98	H	L	90-88, OT
	A	W	91-86
1999-00	A	L	84-42
	H	L	66-51
2000-01	H	L	72-63
	A	L	54-66
	N	L	74-53
Texas-El Paso (7-9)			
1984-85	H	L	75-76
1998-99	A	L	65-47
	H	L	63-48
1999-00	A	L	76-53
	H	W	73-68
2000-01	H	L	69-66
	A	L	86-76, 2OT
	N	W	66-55
2001-02	A	W	73-48
	H	W	87-57
2002-03	H	W	83-60
	A	W	87-84, OT
2003-04	A	L	75-65
	H	L	51-44
2004-05	H	W	66-51
	A	L	66-63
Texas State (1-1)			
2012-13	H	W	98-96
	A	L	100-67
Towson State (0-1)			
1987-88	H	L	70-60
Tulsa (9-9)			
1996-97	H	W	74-67
	A	L	76-68
1997-98	A	L	72-62

	H	W	57-51
1999-00	H	L	71-55
	A	L	66-37
2000-01	A	W	60-54
	H	L	82-80
2001-02	A	W	75-73
	H	W	63-60
	N	L	66-63
2002-03	A	L	89-52
	H	W	88-86, OT
2003-04	H	L	82-66
	A	L	66-56
2004-05	A	W	61-53
	H	W	79-70
	N	W	63-60
UC Davis (6-8)			
1975-76	N	L	65-56
	H	L	49-45
	A	L	74-54
1976-77		L	65-57
		W	57-54
1977-78	A	L	41-40
1979-80	A	W	98-55
1983-84	N	W	78-49
2000-01	H	W	68-59
2004-05	H	W	70-58
2010-11	H	L	102-62
2011-12	A	L	80-60
2013-14	A	L	95-61
2014-15	H	W	89-75
UC Irvine (12-16)			
1981-82	A	L	46-42
1984-85	N	L	58-48
	A	L	88-84, OT
1986-87	A	L	73-49
	H	L	76-61
1987-88	H	L	84-59
	A	L	97-57
1988-89	A	L	63-53
	H	L	55-34
1989-90	H	W	70-51
	A	W	58-52
1990-91	H	L	63-47
	A	L	70-54
1991-92	H	W	78-64
	A	L	72-68
1992-93	A	W	85-75
	H	W	80-62
1993-94	H	W	79-67
	A	W	69-66
1994-95	H	L	64-43
	A	L	71-61

1995-96	A	L	76-69
	H	W	61-57
1997-98	A	L	58-41
2003-04	H	W	68-48
2004-05	A	W	54-52
2014-15	A	W	91-65
2015-16	H	W	79-58
UC Riverside (0-2)			
2013-14	H	L	105-74
2014-15	A	L	100-80
UC Santa Barbara (7-19)			
1977-78	N	L	61-60
1981-82	A	W	75-52
1982-83	N	W	81-58
	H	W	70-62
1983-84	N	W	93-57
1984-85	N	W	79-61
1986-87	A	L	71-49
	H	W	72-61
1987-88	H	L	69-54
	A	L	58-56
1988-89	A	L	49-43
	H	W	63-61
1989-90	H	L	72-61
	A	L	55-49
1990-91	H	L	97-62
	A	L	90-69
1991-92	H	L	81-62
	A	L	102-75
1992-93	A	L	77-49
	H	L	88-60
1993-94	H	L	81-68
	A	L	75-68
1994-95	A	L	74-63
	H	L	69-66
1995-96	H	L	85-43
	A	L	76-42
UCLA (0-5)			
1976-77		L	80-42
1977-78	A	L	84-70
1978-79	A	L	71-65
1979-80	H	L	81-66
1980-81	H	L	78-63
US International (0-1)			
1985-86	H	L	89-86
UT Arlington (2-0)			
2012-13	A	W	78-70
	H	W	71-49

Utah (2-5)

1981-82	A	W	66-57
1982-83	N	W	69-57
1988-89	A	L	90-45
1989-90	H	L	78-59
1998-99	H	L	74-50
	A	L	76-26
2014-15	A	L	100-87, OT

Utah State (9-15)

1980-81	H	W	88-66
2005-06	A	W	63-51
	H	W	70-49
2006-07	A	L	58-50
	H	W	65-57
2007-08	A	L	68-58
	H	L	61-60
2008-09	H	L	64-54
	A	L	62-51
2009-10	A	L	65-54
	H	L	66-46
2010-11	A	L	72-57
	H	L	75-39
2011-12	H	L	78-73
	A	L	84-71
2012-13	H	W	103-80
	A	L	87-54
2013-14	H	L	78-65
	A	L	96-67
2014-15	H	W	62-58
	A	L	85-80
	N	W	99-85
2015-16	A	W	86-74
	H	W	83-65

Utah Valley (2-0)

2011-12	A	W	57-45
2012-13	H	W	81-72

UTSA (0-2)

2012-13	H	L	57-54
	A	L	64-60

Valparaiso (0-1)

1997-98	H	L	62-54
---------	---	---	-------

Vermont (0-1)

2005-06	N	L	55-52
---------	---	---	-------

Washington (0-7)

1982-83	A	L	67-63
1983-84	H	L	89-71
1984-85	A	L	97-66

1985-86	A	L	77-44
	H	L	87-53
1987-88	H	L	77-38
2010-11	N	L	49-27

Washington State (3-6)

1979-80	H	W	90-58
1982-83	A	W	67-63
1983-84	H	W	78-69
1984-85	A	L	82-69
1985-86	A	L	84-72
	H	L	75-74
2006-07	H	L	72-61
2007-08	A	L	78-72 OT
2015-16	A	L	95-80

Wayland Baptist (0-1)

1979-80	A	L	76-55
---------	---	---	-------

Weber State (3-4)

1981-82	H	W	86-53
1982-83	N	W	85-77
1994-95	H	L	62-48
2000-01	A	W	71-64
2001-02	H	L	75-55
2010-11	H	L	59-50
2011-12	A	L	69-67

Wisconsin (0-1)

1988-89	H	L	72-67
---------	---	---	-------

Wisconsin-Milwaukee (0-1)

2006-07	N	L	66-63
---------	---	---	-------

Wyoming (3-5)

1996-97	H	L	74-51
	A	L	86-53
2013-14	H	W	74-68
	A	L	103-80
2014-15	A	L	96-60
	H	L	71-61
2015-16	A	W	67-66
	H	W	65-51

Yale (2-0)

1978-79	H	W	89-47
2003-04	N	W	71-53

Coaching Staff

The Spartans

2015-16 Review

Record Book



In 1995 San José State women's basketball celebrated its 100th year. The team first played under the name of the San Jose Normal School in a game against Stanford in 1895.

The first intercollegiate athletic-sponsored women's basketball teams formed at San Jose State in 1968, but weren't formally established until 1971-72, with the evolution of the Association of Intercollegiate Athletics for Women (AIAW). In 1982, the NCAA formally recognized women's basketball and sponsored a championship for the sport. San José State offered its first women's scholarship to Lori Hogen in 1975.

Coaching Staff

The Spartans

2015-16 Review

Record Book



"Team of the Century"

Lora Alexander	1989, '90	Lori Hogen	1975, '76
Elinor Banks	1978, '79, '80, '81	Susie Lindh	1971, '72
Judy Basich	1955, '56, '58	Karen Mason	1978, '79, '80, '81
Hulett Brooks	1990, '92, '93, '94	Marilyn Mason	1961, '62, '63
Rhoda Chew	1982, '83, '84, '85	Carol Salsbury	1967, '68, '69, '70, '71
Winnia Gazaway	1979, '80, '81, '82	Natalie St. Mary	1982, '83
Kathy Harris	1966, '67, '68, '69	Wanda Thompson	1978, '79, '80, '81

"Coach of the Century"

Sharon Chatman 1976-86



On September 9, 2016, **Lora Alexander** became the fifth member of the women's basketball program to be inducted into the San José State Sports Hall of Fame.

The 1989 and 1990 All-Big West Conference honoree holds the career records for scoring average at 18.2 points and rebound average at 11.1 per game and is the only Spartan women's basketball player to average a double double for her career.

With 1,019 points, Alexander is the only SJSU women's basketball player to score 1,000 points in one's first two seasons in the program. In 1995, she was one of 14 players named to the San José State University Women's Basketball Team of the Century.



Sharon Chatman

Sharon Chatman, Hall of Fame Class of 2004, is the only women's basketball coach with a winning record (143-121) at San José State. She guided the Spartans to NorPac Conference titles in both 1978 & 1979 and from 1978 to 1981 her teams played in the postseason in four consecutive years.

In 10 years leading the program (1977-86), she had a winning season six times and won 20 or more games in 1979 and 1980.

Elinor Banks (1978-81), Hall of Fame Class of 1999, was the first women's basketball player inducted into the Hall of Fame and in 1979 the first to earn All-American honors. In 1978 & 79 she was a first team All-NorCal selection and a second team performer in 1980 & 81.

She holds the program's career record for rebounds (1,062), ranks second in blocks (156) and fourth in point (1,672).



Elinor Banks



Karen Mason

Karen Mason (1978-81), Hall of Fame Class of 2001, was a 1981 All-American and earned first team All-NorCal honors in 1979, 1980 & 1981.

For 25 years she held the program's career records for scoring (1,760), field goals (735), field goal attempts (1,686), free throws (290) & free throw attempts (467) and still ranks second in scoring and field goal attempts, third in free throws and fourth in free throw attempts.

Wanda Thompson (1978-81), Hall of Fame Class of 2005, was a first team All-NorCal honoree in 1980 and a three-time (1978, 1979 & 1981) second team selection.

In 1980, she set the single-season record for assists (211) and holds the program's career record with 742. She is the only basketball player, man or woman, to have at least 100 steals in two seasons and more than 150 assists in four seasons.



Wanda Thompson

1974-75

Head Coach Carolyn Lewis (3-5)

L	Chico State	82-54
L	Fresno State	90-40
W	Humboldt State	54-51
W	Oregon	62-47
L	Cal State Hayward	70-53
L	San Francisco	56-48
L	at Stanford	76-52
W	Hartnell College	59-38

Records are incomplete from 1974-75.

1975-76

Head Coach Carolyn Lewis (5-10)

12/2	W	at Santa Clara	39-28
12/6	L	CHICO STATE	63-35
1/2	L	!vs. UC Davis	65-56
1/3	L	!vs. Fresno State	67-37
1/6	L	UC DAVIS	49-45
1/9	W	at Stanford	68-49
1/13	W	CALIFORNIA	62-54
2/4	L	at UC Davis	74-54
2/7	L	at Nevada	55-47
2/10	L	at California	50-47
2/19	L	SACRAMENTO STATE	96-54
2/23	L	STANFORD	83-66
	L	at Sacramento State	72-36
2/28	W	vs. Stanford	57-50
	W	at Nevada	

! – Chico State Tournament (Chico, Calif.)

1976-77

Head Coach Sharon Chatman (10-10, 4-7 NorCal)

	W	Stanislaus State	30-27
	W	San Francisco State	75-21
	W	Stanislaus State	79-37
	W	Cal State Hayward	48-46
	L	UCLA	80-42
	W	USC	68-49
2/5	L	at Stanford	62-56
	L	Chico State	53-50
	L	UC Davis	65-57
	W	Stanislaus State	62-48
	L	SACRAMENTO STATE	63-57
	W	Santa Clara	73-28
	L	San Francisco State	71-53
	L	Cal Poly Pomona	81-60
	W	Cal State Hayward	65-60
	L	San Francisco State	69-57

	L	at CS Sacramento	61-56
	L	Chico State	60-40
	W	UC Davis	57-54
2/26	W	STANFORD	67-46



Shelia Brown (1981-84), a member of the 1,000-Point Club, made the third-most field goals (563) in San José State women's basketball history.

In 1982, she was honored as a second-team All-NorCal performer and made 193 of her 486 shot attempts.

1977-78

Head Coach Sharon Chatman (17-10, 12-0 NorCal)

12/1	L	!vs. UC Santa Barbara	61-60
12/2	W	!vs. California	66-65
12/3	L	!vs. San Diego State	89-85
12/8	L	at UCLA	84-70
12/9	L	at USC	69-53
12/10	L	at Cal Poly Pomona	65-51
12/22	L	at UC Davis	41-40
12/23	W	CAL STATE HAYWARD	75-46
1/3	W	HAWAII	88-31
1/6	W	NEVADA	64-54
1/14	L	CAL STATE FULLERTON	89-83
1/18	W	*at California	45-37
1/20	W	*SAN FRANCISCO	75-55
1/25	W	*at Stanford	61-56
1/28	W	*at Pacific	67-42
2/3	W	*FRESNO STATE	69-55
2/4	W	*at Santa Clara	73-49
2/8	W	*CALIFORNIA	76-65

2/9	W	SACRAMENTO STATE	68-28
2/15	W	*PACIFIC	68-33
2/17	W	*at San Francisco	84-51
2/18	L	BIOLA	64-60
2/22	W	*SANTA CLARA	89-26
2/24	W	*STANFORD	72-65
2/25	L	LONG BEACH STATE	70-57
3/1	W	*at Fresno State	56-51
3/9	L	+UNLV	86-55

! – Cal Poly Invitational (San Luis Obispo, Calif.)

* - Northern California Athletic Conference Game

+ - First round of AIAW Regionals

1978-79

Head Coach Sharon Chatman (24-4, 12-0 NorCal)

2/2	L	!vs. BYU	85-78
12/3	W	!at San Francisco	85-68
12/7	L	at Long Beach State	90-69
12/8	W	at Cal State Los Angeles	88-48
12/9	L	at UCLA	71-65
12/21	W	CAL STATE HAYWARD	92-37
12/22	W	SACRAMENTO STATE	87-45
12/29	W	&vs. Chico State	67-29
12/30	W	&vs. Cal State Fullerton	62-56
1/2	W	ARIZONA STATE	84-55
1/4	W	ARIZONA	99-44
1/6	W	CAL POLY	96-31
1/12	W	*at San Francisco	74-44
1/13	W	YALE	89-47
1/17	W	*PACIFIC	80-33
1/19	W	*at Santa Clara	79-44
1/24	W	*at Stanford	76-56
1/27	W	*at Fresno State	66-53
1/31	W	*CALIFORNIA	77-51
2/2	W	*FRESNO STATE	90-54
2/7	W	*at California	80-51
2/10	W	*SAN FRANCISCO	50-41
2/15	W	*SANTA CLARA	75-24
2/17	W	*at Pacific	77-51
2/24	W	*STANFORD	79-51
2/28	W	SAN FRANCISCO STATE	59-43
3/2	W	NEVADA	93-50
	L	+USC	99-92

! – USF Tournament (San Francisco, Calif.)

& - New Year's Classic (Santa Clara, Calif.)

* - Northern California Athletic Conference Game

+ - First round of AIAW Regionals

1979-80

Head Coach Sharon Chatman (22-9, 9-3 NorCal)

11/15	W	!vs. San Diego State	56-45
-------	---	----------------------	-------

11/16	W	!vs. Stanford	64-59
11/17	W	!vs. San Francisco	59-58
11/22	L	&at Wayland Baptist	76-55
11/23	W	&vs. BYU	92-86
11/24	W	&vs. Memphis State	71-61
12/4	W	SOUTHERN CALIFORNIA	70-61
12/6	L	at Oregon	93-77
12/8	L	at Oregon State	74-72
12/12	W	EASTERN WASHINGTON	63-53
12/15	L	TENNESSEE	81-70
12/21	W	at San Francisco State	66-52
12/27	W	#vs. Nevada	95-38
12/28	W	#vs. Cal Poly Pomona	95-60
1/3	W	at UC Davis	98-55
1/9	W	*at Pacific	91-37
1/11	W	*SANTA CLARA	70-25
1/12	W	HAWAI'I	96-53
1/16	W	*STANFORD	80-61
1/23	L	*at San Francisco	61-57
1/26	W	*FRESNO STATE	84-69
2/1	L	*at California	78-69
2/2	L	at Long Beach State	79-69
2/6	W	*at Santa Clara	79-52
2/8	W	WASHINGTON STATE	90-58
2/9	W	*PACIFIC	69-65
2/16	L	*at Stanford	66-59
2/21	W	*SAN FRANCISCO	70-59
2/23	W	*at Fresno State	73-52
2/29	W	*CALIFORNIA	77-70
3/6	L	+UCLA	81-66

! - Cal Poly Classic (San Luis Obispo, Calif.)
 & - Plainview Queen's Tournament (Plainview, Texas)
 # - New Year's Classic (Santa Clara, Calif.)
 * - Northern California Athletic Conference Game
 + - First round of AIAW Regionals

1980-81
Head Coach Sharon Chatman
(14-13, 8-4 NorCal)

11/21	W	!UTAH STATE	88-66
11/22	L	!UCLA	78-63
11/25	L	at Texas	74-54
12/5	W	&vs. San Francisco State	103-69
12/6	W	&vs. Cal State Fullerton	93-87
12/14	W	CAL POLY	82-73
12/16	L	#vs. Oregon	81-61
12/17	L	#at Portland State	80-78
12/18	W	BYU	70-67
12/28	L	MONTCLAIR STATE	63-59
12/30	L	KANSAS	81-72
1/3	L	at Long Beach State	79-56
1/5	L	at USC	94-78
1/10	W	*at Stanford	75-61
1/15	W	*at Fresno State	75-55

1/17	W	*SAN FRANCISCO	53-51
1/20	W	*at Santa Clara	73-61
1/23	L	*CALIFORNIA	78-63
1/30	L	*at Pacific	59-51
2/3	W	SAN FRANCISCO STATE	69-65
2/7	W	*STANFORD	61-48
2/10	W	*at USF	75-53
2/13	W	*FRESNO STATE	74-44
2/17	W	*SANTA CLARA	81-58
2/20	L	*at California	83-66
2/27	L	*PACIFIC	85-71
3/12	L	+USC	91-57

! - Anheuser Busch Classic (San Jose, Calif.)
 & - Santa Clara Tournament (Santa Clara, Calif.)
 # - Portland State Tournament (Portland, Ore.)
 * - Northern California Athletic Conference Game
 + - First round of AIAW Regionals



Lamisha Augustine (2002-06) scored 1,226 points in her Spartan career and is ninth on the program's scoring list.

In 2005-06, Augustine set the San José State single-season blocks record with 58, which stood until Riana Byrd swatted 64 in 2012-13.

She still ranks third in career blocks (138), fourth in rebounds (700), sixth in field goals (490) and field goal attempts (1,312) as well as 10th in free throws made (231)

In 2005 and 2006 she earned first-team All-WAC honors.

1981-82
Head Coach Sharon Chatman
(15-12, 7-5 NorCal)

11/20	W	!WEBER STATE	86-53
11/21	L	!TEXAS	69-56
11/28	W	at Cal Poly	82-56
11/29	W	at UC Santa Barbara	75-52
12/5	W	at Utah	66-57
12/6	W	at Cal Poly Pomona	74-73 (OT)
12/12	L	USC	88-72
12/13	L	LONG BEACH STATE	75-54
12/19	L	at Arizona State	71-58
12/20	L	at UNLV	80-71
12/22	W	CHICO STATE	85-56
12/30	L	OREGON STATE	80-79 (2OT)
1/6	W	HAWAI'I	86-63
1/7	W	at San Diego	60-39
1/9	L	at UC Irvine	46-42
1/14	W	*SANTA CLARA	80-64
1/16	W	*PACIFIC	89-57
1/23	W	*at Stanford	74-65
1/27	W	*at Fresno State	62-52
1/30	W	*SAN FRANCISCO	62-49
2/6	L	*at California	75-64
2/10	L	*at Santa Clara	66-64
2/13	L	*at Pacific	72-61
2/20	L	*STANFORD	85-72
2/24	W	*at San Francisco	48-40
2/27	L	*FRESNO STATE	53-48
3/6	W	*CALIFORNIA	65-56

! - Anheuser Busch Classic (San Jose, Calif.)
 * - Northern California Athletic Conference Game

1982-83
Head Coach Sharon Chatman
(17-9, 8-6 NorPac)

11/18	W	!vs. UC Santa Barbara	81-58
11/19	L	!vs. Arizona State	59-58
11/20	W	!at Cal Poly	74-55
12/2	W	&UC SANTA BARBARA	70-62
12/3	L	&STANFORD	84-66
12/6	W	SAN DIEGO	98-55
12/8	W	at Stanford	68-66
12/10	W	#vs. Weber State	85-77
12/11	L	#at Long Beach State	89-63
12/19	W	^vs. Utah	69-57
12/20	W	^vs. Cal State Fullerton	63-59
12/21	W	^vs. Houston	71-68
1/4	W	*at San Francisco	81-66
1/6	L	*PACIFIC	70-68
1/11	W	*at Fresno State	55-54
1/17	W	*SANTA CLARA	60-55
1/20	W	*at Washington State	67-63
1/22	L	*at Washington	67-63

1/27	L	*at California	73-58
2/3	L	*OREGON	66-64
2/5	W	*OREGON STATE	69-56
2/10	L	*at Pacific	78-74
2/12	W	*FRESNO STATE	80-73
2/15	W	*at Santa Clara	66-59
2/18	W	*SAN FRANCISCO	66-65
2/26	L	*CALIFORNIA	82-73

! - Cal Poly Tournament (San Luis Obispo, Calif.)
 & - Anheuser Busch Classic (San Jose, Calif.)
 # - Long Beach Classic (Long Beach, Calif.)
 ^ - UC Irvine Tournament (Irvine, Calif.)
 * - Northern Pacific Athletic Conference Game

1983-84

**Head Coach Sharon Chatman
 (9-17, 5-9 NorPac)**

11/17	W	!vs. UC Davis	78-49
11/18	L	!vs. Oregon	75-65
11/19	W	!vs. UC Santa Barbara	93-57
11/23	L	STANFORD	73-72
11/29	W	SONOMA STATE	84-55
2/2	W	&NEVADA	90-86
12/3	L	&MONTANA STATE	71-69
12/9	L	HOUSTON	72-48
12/10	L	at UNLV	65-47
12/21	L	at San Francisco State	86-81
1/5	L	#vs. Colorado State	68-55
1/12	L	*FRESNO STATE	52-46
1/14	W	*SAN FRANCISCO	73-49
1/18	W	*at Santa Clara	64-61
1/23	W	*at Pacific	79-68
1/26	L	*WASHINGTON	89-71
1/28	W	*WASHINGTON STATE	78-69
2/1	L	*CALIFORNIA	95-68
2/9	L	*at Oregon State	89-71
2/11	L	*at Oregon	66-58
2/16	L	*PACIFIC	73-70
2/17	L	*at Fresno State	91-87
2/21	W	*SANTA CLARA	73-72
2/24	L	*at San Francisco	82-68
2/26	L	LONG BEACH STATE	87-45
3/2	L	*at California	92-81

! - Cal Poly Tournament (San Luis Obispo, Calif.)
 & - Anheuser Busch Classic (San Jose, Calif.)
 # - Montana Classic (Bozeman, Mont.)
 * - Northern Pacific Athletic Conference Game



Rhoda Chew set the San José State single-game record for rebounds when she ripped down 21 against Santa Clara in the 1983-84 season. She equaled the mark the next year against Pacific. In the 1982-83 season she blocked a single-game record seven shots against Washington State.

In single-season records she ranks first in rebounds and rebounds per game (329 and 12.7 per game in 1983-84). Her .509 (1982-83) and .508 (1984-85) shooting percentages are sixth and seventh on the program's single-season list. She appears on the single-season blocked shots list three times No. 6 (51 in 1984-85), No. 7 (49 in 1982-83) and No. 10 (37 in 1983-84).

For her career, Chew (1982-85) is the ninth leading scorer (1,188 points) in Spartan history. She ranks second in rebounding (946) and blocked shots (148), sixth in field goal percentage (.486), seventh in field goals made (484) and ninth in free throw attempts (366).

1984-85

**Head Coach Sharon Chatman
 (9-17, 3-9 NorPac)**

11/15	W	!vs. UC Santa Barbara	79-61
11/16	L	!vs. UC Irvine	58-48
11/27	L	at Stanford	75-72
11/30	L	&UTEP	75-73
12/1	L	&IOWA	67-45

12/6	W	CAL STATE HAYWARD	90-62
12/8	W	PACIFIC	83-74
12/11	W	SAN FRANCISCO STATE	96-69
12/21	L	at San Diego State	97-67
12/27	W	#vs. Idaho State	97-72
12/28	L	#vs. Cal State Fullerton	76-55
12/29	L	#at UC Irvine	88-84 (OT)
1/2	L	at Long Beach State	99-76

1/8	W	SAINT MARY'S	83-80
1/12	W	*SAN FRANCISCO	84-58
1/17	L	*at Santa Clara	62-60
1/18	L	*at Fresno State	73-63
1/24	L	*at Washington	97-66
1/26	L	*at Washington State	82-69
2/1	W	*OREGON	68-62
2/2	L	*OREGON STATE	83-52
2/8	L	*at California	90-81
2/9	L	*at San Francisco	78-67
2/15	W	*SANTA CLARA	62-56
2/23	L	*FRESNO STATE	83-56
3/1	L	*CALIFORNIA	97-81

! - Cal Poly Tournament (San Luis Obispo, Calif.)
 & - Anheuser Busch Classic (San Jose, Calif.)
 # - UC Irvine Holiday Classic (Irvine, Calif.)
 * - Northern Pacific Athletic Conference Game

1985-86

**Head Coach Sharon Chatman
(6-20, 1-11 NorPac)**

11/22	L	!ARIZONA	81-64
11/23	L	!HAWAII	94-65
11/29	L	CAL POLY	67-63
12/6	L	&vs. New Orleans	69-50
12/7	W	&vs. Jackson State	75-72
12/10	L	at Pacific	71-70
12/13	L	UNLV	74-33
12/31	L	at Santa Clara	60-45
1/1	W	MONTANA	67-60
1/3	L	#vs. Sacramento State	79-69
1/4	W	#vs. Army	79-58
1/8	W	at Saint Mary's	70-67
1/11	W	at Cal State Hayward	71-53
1/17	L	*at Oregon State	80-53
1/18	L	*at Oregon	77-64
1/25	L	*FRESNO STATE	92-50
1/30	L	*at Washington State	84-72
2/1	L	at Washington	77-44
2/7	L	**at California	64-53
2/14	L	*OREGON	81-59
2/15	W	*OREGON STATE	88-78
2/21	L	*at Fresno State	81-65
2/26	L	U.S. INTERNATIONAL	89-86
2/28	L	*WASHINGTON	87-53
3/1	L	*WASHINGTON STATE	75-74
3/1	L	*CALIFORNIA	77-63

! - Anheuser Busch Classic (San Jose, Calif.)
 & - Dial Classic (San Diego, Calif.)
 # - Cal Poly Tournament (San Luis Obispo, Calif.)
 * - Northern Pacific Athletic Conference Game

1986-87

**Head Coach Tina Krah
(3-23, 1-17 PCAA)**

11/29	W	at Sacramento State	61-58
12/5	L	!GEORGE MASON	67-60
12/6	L	!IDAHO	72-60
12/11	L	SANTA CLARA	74-49
12/13	L	at Stanford	94-43
12/20	L	at San Francisco	76-48
12/30	W	CAL STATE HAYWARD	59-53
1/2	L	*at Fresno State	107-68
1/3	L	*at UC Santa Barbara	71-49
1/8	L	*PACIFIC	70-55
1/10	W	*UC SANTA BARBARA	72-61
1/15	L	*UNLV	72-42
1/19	L	CALIFORNIA	92-58
1/22	L	*at Long Beach State	120-53
1/24	L	*at UC Irvine	73-49
1/29	L	*CAL STATE FULLERTON	92-54
1/31	L	*SAN DIEGO STATE	64-60
2/5	L	*at Pacific	68-57
2/7	L	*UC IRVINE	76-61
2/12	L	*HAWAII	68-45
2/14	L	*HAWAII	79-58
2/16	L	*LONG BEACH STATE	149-69
2/19	L	*FRESNO STATE	97-60
2/21	L	*at Cal State Fullerton	88-59
2/26	L	*at UNLV	88-41
2/28	L	*at San Diego State	97-56

! - Anheuser Busch Classic (San Jose, Calif.)
 * - Pacific Coast Athletic Association Game

1987-88

**Head Coach Tina Krah
(1-26, 0-18 PCAA)**

12/1	L	at California	84-65
12/4	L	TOWSON STATE	70-60
12/7	L	WASHINGTON	77-38
12/9	L	at Nevada	72-54
12/12	W	SACRAMENTO STATE	65-61
12/14	L	at Santa Clara	71-31
12/29	L	!DUKE	86-47
12/30	L	!SAN FRANCISCO	59-57
1/2	L	*at Hawaii'i	90-55
1/4	L	*at Hawaii'i	73-43
1/7	L	*at Long Beach State	96-33
1/9	L	*at UNLV	87-40
1/14	L	*CAL STATE FULLERTON	68-52
1/16	L	*SAN DIEGO STATE	95-59
1/21	L	*at Pacific	49-46
1/23	L	*STANFORD	55-33
1/25	L	*FRESNO STATE	63-43
1/28	L	*UC SANTA BARBARA	69-54
1/30	L	*UC IRVINE	84-59

2/4	L	*UNLV	113-42
2/6	L	*LONG BEACH STATE	82-51
2/11	L	*at San Diego State	96-54
2/13	L	*at Cal State Fullerton	74-56
2/20	L	*PACIFIC	65-55
2/25	L	*UC IRVINE	97-57
2/27	L	*at UC Santa Barbara	58-56
3/5	L	*at Fresno State	91-55

! - Anheuser Busch Classic (San Jose, Calif.)
 * - Pacific Coast Athletic Association Game

1988-89

**Head Coach Tina Krah
(4-23, 1-17 Big West)**

11/27	L	WISCONSIN	72-67
12/2	L	!vs. Utah	90-45
12/3	L	!vs. SW Missouri State	75-60
12/6	W	at San Francisco	61-47
12/9	L	CALIFORNIA	67-62
12/15	L	SAINT MARY'S	91-65
12/17	L	FRESNO STATE	80-49
12/20	W	SANTA CLARA	66-62 (OT)
12/29	L	&CENTRAL MICHIGAN	70-51
12/30	W	&SAN FRANCISCO	66-49
1/5	L	*UNLV	79-54
1/7	L	*LONG BEACH STATE	113-72
1/12	L	*at San Diego State	77-64
1/14	L	*at Cal State Fullerton	78-51
1/21	L	*PACIFIC	59-54
1/26	L	*at UC Irvine	63-53
1/28	L	*at UC Santa Barbara	49-43
2/2	L	*at Long Beach State	111-59
2/4	L	*at UNLV	91-60
2/9	L	*CAL STATE FULLERTON	75-56
2/11	L	*SAN DIEGO STATE	84-52
2/14	L	*HAWAII	77-66
2/16	L	*HAWAII	78-58
2/20	L	*at Fresno State	86-56
2/23	W	*UC SANTA BARBARA	63-61
2/25	L	*UC IRVINE	55-34
3/2	L	*at Pacific	67-60

! - Lady Ute Classic (Salt Lake City, Utah)
 & - Anheuser Busch Classic (San Jose, Calif.)
 * - Big West Conference Game

1989-90

**Head Coach Tina Krah
(5-24, 2-16 Big West)**

11/24	L	UTAH	78-59
11/26	L	at California	77-49
12/1	L	!vs. Oregon State	72-62
12/2	W	!vs. Southern Utah State	73-68
12/5	L	at Saint Mary's	94-70

12/8	L	at Portland	78-69
12/10	L	at Portland State	76-64
12/28	W	& SANTA CLARA	75-55
12/29	L	& MIAMI, OHIO	76-52
1/2	L	*CAL STATE FULLERTON	61-48
1/7	L	*at Hawai'i	86-50
1/8	L	*at Hawai'i	94-62
1/11	W	*UC IRVINE	70-51
1/13	L	*UC SANTA BARBARA	72-61
1/18	L	*FRESNO STATE	72-57
1/20	L	*SAN DIEGO STATE	84-74
1/25	L	*at Long Beach State	93-53
1/27	L	*at UNLV	76-46
2/3	L	*PACIFIC	71-58
2/8	L	*at UC Santa Barbara	55-49
2/10	W	*at UC Irvine	58-52
2/17	L	*at Fresno State	94-66
2/19	L	*at Pacific	70-56
2/22	L	*UNLV	86-59
2/24	L	*LONG BEACH STATE	93-71
3/1	L	*at San Diego State	66-42
3/3	L	*at Cal State Fullerton	63-54
3/7	W	+vs. San Diego State	81-59
3/8	L	+vs. UNLV	102-67

! – USF Tournament (San Francisco, Calif.)
 & - Anheuser Busch Classic (San Jose, Calif.)
 * - Big West Conference Game
 + - Big West Conference Tournament (Long Beach, Calif.)

1990-91
Head Coach Tina Krahn
(2-25, 0-18 Big West)

11/25	W	NORTHEASTERN ILLINOIS	71-69
11/28	L	SAINT MARY'S	79-46
12/4	L	at San Francisco	78-54
12/7	L	!vs. San Diego	90-66
12/8	L	!vs. Idaho State	54-41
12/11	L	at Santa Clara	72-45
12/28	L	& PORTLAND STATE	80-71
12/29	L	& SAN FRANCISCO	69-64
1/2	W	COLUMBIA	70-64
1/4	L	*NEW MEXICO STATE	95-66
1/7	L	*at Cal State Fullerton	95-46
1/9	L	*at UNLV	84-55
1/12	L	*UC SANTA BARBARA	97-62
1/14	L	*UC IRVINE	63-47
1/16	L	*PACIFIC	73-49
1/19	L	*at Fresno State	98-67
1/22	L	*HAWAII	67-55
1/23	L	*HAWAII	71-45
1/28	L	*LONG BEACH STATE	110-56
1/31	L	*UNLV	79-46
2/2	L	*CAL STATE FULLERTON	72-52
2/7	L	*at UC Santa Barbara	90-69

2/9	L	*at UC Irvine	70-54
2/13	L	*FRESNO STATE	75-60
2/23	L	*at Pacific	72-54
2/28	L	*at New Mexico State	104-63
3/2	L	*at Long Beach State	73-53

! – Oregon State Classic (Corvallis, Ore.)
 & - Anheuser Busch Classic (San Jose, Calif.)
 * - Big West Conference Game

1991-92
Head Coach Tina Krahn
(2-25, 1-17 Big West)

11/24	L	SANTA CLARA	80-50
11/26	L	at Sacramento State	60-51
11/30	L	at California	77-64
12/6	L	at St. Mary's	63-56
12/13	L	!vs. Middle Tennessee State	88-54
12/14	W	!vs. Cal State Stanislaus	81-59
12/28	L	& DRAKE	77-67
12/29	L	& SMU	60-51
1/5	L	*at Fresno State	74-66
1/8	L	SAN FRANCISCO	74-63
1/18	L	*UC SANTA BARBARA	81-62
1/23	L	*at New Mexico State	94-74
1/25	L	*at UNLV	95-55
1/30	L	*CAL STATE FULLERTON	83-76
2/1	W	*UC IRVINE	78-64
2/4	L	*PACIFIC	65-60
2/7	L	*at Hawai'i	99-80
2/9	L	*at Hawai'i	76-63
2/13	L	*at UC Santa Barbara	102-75
2/15	L	*at Long Beach State	91-65
2/20	L	*UNLV	72-60
2/22	L	*NEW MEXICO STATE	102-81
2/27	L	*at UC Irvine	72-68
2/29	L	*at Cal State Fullerton	87-75
3/3	L	*at Pacific	78-46
3/5	L	*FRESNO STATE	72-65
3/8	L	*LONG BEACH STATE	83-51

! – USF Classic (San Francisco, Calif.)
 & - Calistoga Classic (San Jose, Calif.)
 * - Big West Conference Game

1992-93
Head Coach Karen Smith
(5-21, 4-14 Big West)

12/1	L	SACRAMENTO STATE	74-56
12/4	L	!vs. Southern Utah	64-63
12/5	W	!vs. Northern Arizona	62-50
12/10	L	at San Francisco	57-41
12/20	L	NORTHWESTERN STATE	84-62
12/28	L	& IDAHO	74-58
12/29	L	& CAL STATE FULLERTON	76-75
1/4	W	*NEVADA	55-49

1/7	L	SAINT MARY'S	60-55
1/9	L	*at Pacific	57-45
1/14	W	*at UC Irvine	85-75
1/16	L	*at UC Santa Barbara	77-49
1/21	L	*NEW MEXICO STATE	71-56
1/23	L	*UNLV	84-69
1/28	L	*at Cal State Fullerton	88-60
2/6	L	*HAWAII	79-66
2/7	L	*HAWAII	91-54
2/11	L	*UC SANTA BARBARA	88-60
2/13	L	*LONG BEACH STATE	59-58
2/18	L	*at UNLV	95-52
2/20	L	*at New Mexico State	80-72
2/25	W	*UC IRVINE	80-62
2/27	W	*CAL STATE FULLERTON	85-68
3/1	L	*PACIFIC	69-51
3/4	L	*at Nevada	76-63
3/6	L	*at Long Beach State	87-73

! – Saint Mary's Classic (Moraga, Calif.)
 & - Calistoga Classic (San Jose, Calif.)
 * - Big West Conference Game

1993-94
Head Coach Karen Smith
(14-13, 9-9 Big West)

11/30	W	FRESNO STATE	70-64
12/1	L	SANTA CLARA (SJ Arena)	81-54
12/8	W	SAN FRANCISCO	62-49
12/10	L	at Sacramento State	111-100 (OT)
12/20	L	at Saint Mary's	79-62
12/29	W	at Loyola Marymount	73-68
12/30	W	at Cal State Northridge	73-62
1/5	W	CORNELL	65-48
1/8	L	*at Pacific	72-70
1/13	W	*LONG BEACH STATE	73-71
1/15	L	*UC SANTA BARBARA	81-68
1/17	W	*NEVADA	79-43
1/20	L	*at New Mexico State	91-68
1/22	L	*at UNLV	84-59
1/27	W	*at Nevada	78-51
1/29	W	*PACIFIC	74-63
2/3	W	*UC IRVINE	79-67
2/5	W	*CAL STATE FULLERTON	75-66
2/11	L	*at UC Santa Barbara	75-68
2/13	L	*at Long Beach State	82-66
2/17	W	*UNLV	78-70
2/19	L	*NEW MEXICO STATE	91-84 (2OT)
2/24	W	*at Cal State Fullerton	89-71
2/26	W	*at UC Irvine	69-66
3/4	L	*at Hawai'i	88-52
3/6	L	*at Hawai'i	95-45
3/9	L	+vs. New Mexico State	85-57

* - Big West Conference Game
 + - Big West Conference Tournament (Las Vegas, Nev.)

1994-95

**Head Coach Karen Smith
(4-24, 2-16 Big West)**

11/25	L	!vs. Oregon State	80-54
11/26	W	!vs. Idaho	75-66 OT
12/3	L	at California	95-57
12/9	L	WEBER STATE	62-48
12/16	L	&vs. Boise State	57-53
12/17	L	&vs. Georgia State	70-41
12/19	L	at San Francisco	88-59
12/27	L	at Santa Clara	79-58
12/28	W	CAL STATE NORTHRIDGE	90-65
1/3	W	*NEVADA	59-54
1/5	L	*PACIFIC	64-51
1/8	L	*at UC Santa Barbara	74-63
1/10	L	*at Long Beach State	70-58
1/13	L	*UC IRVINE	64-43
1/15	L	*CAL STATE FULLERTON	84-79
1/20	L	*at UNLV	75-59
1/22	L	*at New Mexico State	81-40
1/27	W	*HAWAI'I	59-57
2/3	L	*LONG BEACH STATE	64-59
2/5	L	*UC SANTA BARBARA	69-66
2/10	L	*at Cal State Fullerton	70-57
2/12	L	*at UC Irvine	71-61
2/17	L	*NEW MEXICO STATE	66-61
2/19	L	*UNLV	86-56
2/26	L	*at Hawai'i	72-62
3/2	L	*at Pacific	58-57
3/4	L	*at Nevada	74-73
3/7	L	+vs. Cal State Fullerton	91-73

! – Best of the West Tournament (Portland, Ore.)
& - Oakland Tribune Classic (Berkeley, Calif.)
* - Big West Conference Game
+ - Big West Conference Tournament (Las Vegas, Nev.)

1995-96

**Head Coach Karen Smith
(8-19, 3-15 Big West)**

11/29	L	at Fresno State	74-66
12/1	L	SANTA CLARA (SJ Arena)	77-42
12/8	W	!vs. Sacramento State	85-68
12/9	W	!vs. Idaho	68-65
12/17	L	SAN FRANCISCO	80-49
12/20	L	STEPHEN F. AUSTIN	67-47
12/28	W	SACRAMENTO STATE	77-71
12/30	W	MONTANA STATE	77-75
1/2	W	*UNLV	78-66
1/4	L	*NEW MEXICO STATE	58-49
1/7	L	*at Hawai'i	96-52
1/12	L	*at Pacific	79-70
1/15	L	*at Nevada	68-58
1/19	L	*UC SANTA BARBARA	85-43
1/21	L	*LONG BEACH STATE	91-81



Karen Mason (1978-81) is one of the Spartans first women's basketball superstars. She holds the program's career records for points (1,760), field goals made (735) and field goal attempts (1,686).

Mason ranks third in free throws made (290), fourth in free throw attempts (467), fifth in steals (204), eighth in games played (111) and 10th in rebounds (562).

Her name appears twice in the top-10 of single-season scoring (No. 7 - 517 in 1980-81 and No. 8 - 503 in 1979-80), field goals made (No. 3 - 212 in 1979-80) and No. 5 - 210 in 1980-81) and field goal attempts (No. 4 - 495 in 1979-80 and No. 7 - in 1980-81).

A two-time first team All-NorPac selection, she earned All-American honors after the 1980-81 season. On October 26, 2001 Karen Mason was inducted into the San José State Sports Hall of Fame.

1/26	L	*at UC Irvine	76-69
1/28	W	*at Cal State Fullerton	68-66
1/31	L	*HAWAI'I	62-39
2/4	W	CAL POLY	85-61
2/9	L	*PACIFIC	78-64
2/11	L	*NEVADA	81-62
2/16	L	*at Long Beach State	89-87 OT
2/18	L	*at UC Santa Barbara	76-42
2/23	L	*CAL STATE FULLERTON	84-55
2/25	W	*UC IRVINE	61-57
2/29	L	*at New Mexico State	86-54
3/6	L	*at UNLV	80-73

! – Best Western-Vandal Tournament (Moscow, Idaho)

* - Big West Conference Game

1996-97

Head Coach Karen Smith (10-18, 5-11 WAC)

11/24	L	NORTHERN ARIZONA	64-56
11/27	W	NEVADA	79-54
12/1	L	SANTA CLARA (SJ Arena)	82-62
12/3	L	at Sacramento State	71-55
12/6	L	!vs. Arizona	90-55
12/8	L	!vs. Southern Illinois	78-55
12/14	W	CAL STATE NORTHBRIDGE	63-59
12/20	W	at Cal Poly	72-57
12/22	L	GEORGIA TECH	68-53
12/28	W	ARIZONA STATE	62-57
1/2	L	*SAN DIEGO STATE	82-37
1/4	L	*HAWAI'I	84-57
1/7	W	PACIFIC	63-60
1/11	L	*FRESNO STATE	64-62
1/16	W	*at Air Force	78-62
1/18	L	*at UNLV	66-60
1/23	L	WYOMING	74-51
1/25	L	COLORADO STATE	88-62
1/30	L	*at Hawai'i	69-51
2/1	L	*at San Diego State	92-47
2/6	W	*at Fresno State	65-58
2/8	W	*TULSA	74-67
2/13	W	*UNLV	70-60
2/15	W	*AIR FORCE	85-52
2/20	L	*at Colorado State	80-55
2/22	L	*at Wyoming	86-53
2/28	L	*at Tulsa	76-68
3/3	L	+vs. SMU	76-52

! – Copper Bowl Classic (Tucson, Ariz.)

* - Western Athletic Conference Game

+ - WAC Tournament (Las Vegas, Nev.)

1997-98

Head Coach Karen Smith (6-21, 2-12 WAC)

11/16	L	BAYLOR	75-61
11/21	L	VALPARAISO	62-54
11/24	W	IDAHO	79-66
11/29	W	SACRAMENTO STATE	76-68
12/2	L	Santa Clara (SJ Arena)	90-51
12/5	L	at UC Irvine	58-41
12/7	L	at San Diego	81-64
12/14	W	TENNESSEE-MARTIN	61-60
12/19	W	CAL POLY	73-64
12/22	L	at Pacific	70-59
12/29	L	at Nevada	59-52
1/2	L	*at Hawai'i	86-56



Natalie St. Mary (1983) played one spectacular season for the Spartans. She set the San José State single-season record for field goal attempts (515) and field goals made (233). Her 540 points that year are still the fourth-most by a Spartan for a single year.

1/4	L	*at San Diego State	68-55
1/8	L	*TCU	90-88 (OT)
1/10	L	*SMU	55-54
1/15	L	*at Rice	87-59
1/18	L	*at Tulsa	72-62
1/22	L	COLORADO STATE	70-56
1/24	L	*at Fresno State	81-66
1/29	L	*SAN DIEGO STATE	77-49
1/31	L	*HAWAI'I	80-69
2/5	L	*at SMU	66-46
2/7	W	*at TCU	91-86
2/12	W	*TULSA	57-51
2/14	L	*RICE	70-57
2/18	L	*FRESNO STATE	67-51
2/21	L	at Colorado State	108-56

* - Western Athletic Conference Game

1998-99

Head Coach Karen Smith (2-25, 0-14 WAC)

11/16	W	CAL POLY	71-61
11/21	L	!vs. Navy	76-48
11/22	L	!vs. Sacramento State	76-63
11/27	L	&vs. Morgan State	46-39
11/28	W	&vs. Colgate	51-35
12/1	L	SANTA CLARA (SJ Arena)	78-45
12/5	L	#vs. Northern Arizona	59-43
12/6	L	#vs. Idaho	74-59
12/12	L	CAL STATE FULLERTON	65-51
12/19	L	PACIFIC	75-38
12/21	L	CORNELL	75-54
12/30	L	at Arizona State	83-46
1/4	L	AIR FORCE	57-54
1/9	L	*at Fresno State	76-48
1/14	L	*at UTEP	65-47
1/16	L	*at New Mexico	66-43
1/21	L	*UTAH	74-50
1/23	L	*BRIGHAM YOUNG	81-38
1/28	L	*at San Diego State	89-59
1/30	L	*at Hawai'i	87-44
2/6	L	*FRESNO STATE	60-54
2/11	L	*NEW MEXICO	58-49
2/13	L	*UTEP	63-48
2/18	L	*at Utah	76-26
2/20	L	*at Brigham Young	74-48
2/25	L	*HAWAI'I	70-43
2/27	L	*SAN DIEGO STATE	78-46

! - Danka Classic (Reno, Nev.)

& - Holiday Inn Thanksgiving Classic (Moraga, Calif.)

- Idaho Classic (Moscow, Idaho)

* - Western Athletic Conference Game

1999-2000

**Head Coach Janice Richard
(3-24, 1-13 WAC)**

11/19	L	NEVADA	65-58
11/21	L	GONZAGA	82-65
11/23	W	SONOMA STATE	68-62
11/28	L	LAMAR	75-58
12/1	L	Santa Clara	79-51
12/4	L	SAN DIEGO	60-51
12/7	W	at Sacramento State	62-60
12/11	L	at Cal Poly	76-64
12/19	L	!vs. Northern Arizona	65-52
12/20	L	!vs. Mississippi	77-43
1/2	L	at Cal State Fullerton	86-77
1/7	L	at Pacific	77-50
1/13	L	*at TCU	84-42
1/15	L	*at SMU	80-42
1/20	L	*TULSA	71-55
1/22	L	*RICE	86-62
1/29	L	*HAWAI'I	73-57
2/3	L	*at Fresno State	84-66
2/5	L	*at UTEP	76-53
2/10	L	*SMU	71-44
2/12	L	*TCU	66-51
2/17	L	*at Rice	83-37
2/19	L	*at Tulsa	66-37
2/26	L	*at Hawai'i	69-42
2/29	W	*UTEP	73-68
3/2	L	*FRESNO STATE	71-65
3/8	L	+vs. SMU	99-56

! – Hilton Garden Inn Classic (Flagstaff, Ariz.)

* – Western Athletic Conference Game

+ – WAC Tournament (Fresno, Calif.)

2000-01

**Head Coach Janice Richard
(13-16, 4-12 WAC)**

11/18	W	SACRAMENTO STATE	71-59
11/20	L	at Saint Mary's	81-68
11/26	W	UC DAVIS	68-59
11/29	L	SANTA CLARA	85-68
12/2	W	at Weber State	71-64
12/6	W	SAN DIEGO STATE	59-54
12/7	W	SOUTHERN UTAH	75-60
12/12	W	MONTANA STATE	53-50
12/21	W	CAL STATE FULLERTON	86-61
12/28	L	CALIFORNIA	66-64
12/30	W	LONG ISLAND	90-87
1/2	L	*UTEP	69-66
1/5	L	*SMU	74-57
1/7	L	*TCU	72-63
1/12	L	*at UTEP	86-76 2 OT
1/14	W	*at Tulsa	60-54
1/21	W	*at Hawai'i	74-72

1/26	L	*RICE	77-67
1/28	L	*TULSA	82-80
2/2	L	*at Nevada	86-57
2/4	L	*at Fresno State	83-62
2/9	W	*NEVADA	78-75
2/11	W	*FRESNO STATE	73-59
2/16	L	*at Rice	69-56
2/18	L	*at SMU	80-71
2/23	L	*HAWAI'I	91-61
2/27	L	*at TCU	66-54
3/6	W	+vs. UTEP	66-55
3/7	L	+vs. TCU	74-53

* – Western Athletic Conference Game
+ – WAC Tournament (Tulsa, Okla.)



Lora Alexander (1989-90) scored 1,019 points in just two seasons.

She holds the program's highest career scoring average (18.2 ppg) and is the only player in SJSU women's basketball history to score 20 points and grab 20 rebounds in a game (27 points, 20 rebounds vs. UCSB, 2/23/89).

She set the single-game mark for free throw attempts with 18 vs. Long Beach State (1/17/89).

On September 9, 2016, she was inducted into the San José State Sports Hall of Fame.

2001-02

**Head Coach Janice Richard
(17-11, 12-6 WAC)**

11/20	W	at Cal State Fullerton	66-54
11/25	W	IDAHO	61-44
11/27	L	at Santa Clara	73-58
11/30	W	at Sacramento State	82-57
12/2	L	SAINT MARY'S	93-73
12/6	W	at San Diego State	65-62
12/8	L	at San Diego	73-63
12/20	L	WEBER STATE	75-55
12/22	W	PACIFIC	78-75
12/28	W	*at UTEP	73-48
12/30	W	*at Boise State	85-74 OT
1/5	L	*at Hawai'i	81-67
1/10	L	*LOUISIANA TECH	79-49
1/13	W	*SMU	61-54
1/17	W	*at Tulsa	75-73
1/19	L	*at Rice	78-62
1/24	W	*FRESNO STATE	77-62
1/26	W	*NEVADA	78-60
2/2	L	*HAWAI'I	66-57
2/7	L	*at SMU	92-87
2/9	L	*at Louisiana Tech	87-47
2/14	W	*RICE	67-64
2/16	W	*TULSA	63-60
2/19	W	*at Nevada	71-52
2/23	W	*at Fresno State	65-48
2/28	W	*BOISE STATE	64-53
3/2	W	*UTEP	87-57
3/6	L	+vs. Tulsa	66-63

* – Western Athletic Conference Game
+ – WAC Tournament (Tulsa, Okla.)

2002-03

**Head Coach Janice Richard
(13-15, 9-9 WAC)**

11/24	W	CAL STATE NORTHRIDGE	76-51
11/29	L	!vs. Baylor	76-46
11/30	L	!vs. Northern Illinois	78-72
12/4	W	OREGON STATE	59-47
12/7	L	at Gonzaga	65-54
12/9	L	at Idaho	73-57
12/19	W	LOYOLA-CHICAGO	85-66
12/21	W	at Southern Utah	84-68
12/30	L	SANTA CLARA	61-54
1/2	W	*BOISE STATE	69-64
1/4	W	*UTEP	83-60
1/9	L	*at Louisiana Tech	83-38
1/11	L	*at SMU	86-77
1/19	L	*at Hawai'i	54-40
1/23	W	*NEVADA	63-60
1/25	W	*FRESNO STATE	66-53
1/30	L	*at Tulsa	89-52

2/1	L	*at Rice	61-58
2/6	L	*SMU	61-58
2/8	L	*LOUISIANA TECH	66-59
2/16	W	*HAWAII	71-67
2/20	L	*at Fresno State	96-80
2/22	W	*at Nevada	77-52
2/27	L	*RICE	71-63
3/2	W	*TULSA	88-86 OT
3/6	W	*at UTEP	87-84 OT
3/8	W	*at Boise State	73-61
3/12	L	+vs. Fresno State	63-57

! – GranTree Thanksgiving Classic (Bozeman, Mont.)
* - Western Athletic Conference Game
+ - WAC Tournament (Tulsa, Okla.)

2003-04

**Head Coach Janice Richard
(16-13, 7-11 WAC)**

11/21	W	at Cal State Northridge	71-54
11/25	L	at California	90-67
12/2	W	SAN FRANCISCO	66-53
12/6	W	NEW MEXICO STATE	69-41
12/9	W	at Sacramento State	70-39
12/19	W	UC IRVINE	68-48
12/21	W	at Santa Clara	75-62
12/27	W	!Yale	71-53
12/28	W	!Marist	59-49
1/3	W	*at Nevada	70-63
1/5	L	*at Fresno State	81-39
1/8	W	*HAWAII	73-45
1/15	L	*LOUISIANA TECH	84-71
1/17	W	*SMU	64-59 OT
1/22	W	*at Boise State	76-70
1/24	L	*at UTEP	75-65
1/29	L	*TULSA	82-66
1/31	L	*RICE	74-60
2/6	W	*at Hawai'i	62-50
2/12	L	*at SMU	88-61
2/14	L	*at Louisiana Tech	82-51
2/19	L	*UTEP	51-44
2/21	W	*BOISE STATE	58-48
2/26	L	*at Rice	64-44
2/28	L	*at Tulsa	66-56
3/4	L	*FRESNO STATE	72-60
3/6	W	*NEVADA	81-78 2OT
3/9	W	+vs. Nevada	68-60
3/10	L	+vs. Rice	67-54

! – Doubletree Classic (New Orleans, La.)
* - Western Athletic Conference Game
+ - WAC Tournament (Fresno, Calif.)

2004-05

**Head Coach Janice Richard
(18-12, 10-8 WAC)**

11/19	W	SACRAMENTO STATE	59-46
11/23	W	at UC Irvine	54-52
11/26	L	HARVARD	75-61
12/2	W	at San Francisco	48-47
12/3	L	SANTA CLARA	75-74
12/7	W	UC DAVIS	70-58
12/11	W	at New Mexico State	54-43
12/19	L	!at Mississippi State	66-60
12/20	W	!vs. Grambling State	63-56
12/30	W	*NEVADA	76-63
1/1	L	*FRESNO STATE	79-63
1/4	W	at Portland State	69-60
1/8	W	*HAWAII	54-49 OT
1/13	L	*at Louisiana Tech	66-52
1/15	L	*at SMU	58-37
1/20	W	*BOISE STATE	64-47
1/22	W	*UTEP	66-51
1/27	W	*at Tulsa	61-53
1/29	W	*at Rice	63-52
2/5	W	*at Hawai'i	56-54
2/10	W	*SMU	63-62 OT
2/12	L	*LOUISIANA TECH	80-51
2/17	L	*at UTEP	66-63
2/19	L	*at Boise State	67-54

2/24	L	*RICE	77-64
2/26	W	*TULSA	79-70
3/3	L	*at Fresno State	73-64
3/5	W	*at Nevada	65-49
3/9	W	+vs. Tulsa	63-60
3/11	L	+vs. Rice	76-68

! – Mississippi State Classic (Starkville, Miss.)
* - Western Athletic Conference Game
+ - WAC Tournament (Reno, Nev.)

2005-06

**Head Coach Janice Richard
(13-15, 8-8 WAC)**

11/18	W	GONZAGA	69-61
11/21	L	at Cal State Northridge	76-62
11/29	W	PORTLAND STATE	68-62
12/3	L	!vs. Rutgers	76-64
12/4	L	!vs. Vermont	55-52
12/8	L	CALIFORNIA	78-57
12/10	W	COLORADO STATE	78-66
12/17	L	at Santa Clara	81-70
12/23	L	at Gonzaga	68-53
1/5	W	*at Utah State	63-51
1/7	W	*at Nevada	64-56
1/12	W	NORTH DAKOTA STATE	84-78
1/14	W	SOUTH DAKOTA STATE	64-51



In 2011-12 Brittany Johnson set the Spartans single-season scoring mark with 603 points. She was a first-team All-WAC honoree and three times that year was named the conference Player of the Week.

1/19	W	*BOISE STATE	63-57
1/21	W	*IDAHO	61-52
1/26	L	*at Louisiana Tech	74-51
1/28	L	*at New Mexico State	50-47
2/1	W	*at Boise State	69-64
2/4	L	*HAWAII	76-61
2/9	L	*at Idaho	80-62
2/11	L	*FRESNO STATE	63-41
2/16	L	*LOUISIANA TECH	78-48
2/18	W	*NEW MEXICO STATE	58-35
2/22	L	*at Fresno State	77-60
2/25	L	*at Hawai'i	57-49
3/2	W	*NEVADA	53-48
3/4	W	*UTAH STATE	70-49
3/8	L	+vs. Nevada	76-61

! - Hawkeye Challenge (Iowa City, Iowa)
 * - Western Athletic Conference Game
 + - WAC Tournament (Reno, Nev.)

2006-07

**Interim Head Coaches
 Greg Lockridge & Derrick Allen
 (5-27, 4-12 WAC)**

11/11	L	CAL STATE FULLERTON	69-52
11/17	L	CAL STATE NORTHBRIDGE	66-63
11/20	L	at Cal Poly	71-59
11/24	L	!vs. Wisconsin-Milwaukee	66-63
11/25	L	!vs. Bradley	72-56
11/29	L	SAN FRANCISCO	53-48 OT
2/2	L	&vs. Arkansas State	90-71
12/3	L	&vs. Harvard	83-63
12/5	L	WASHINGTON STATE	72-61
12/9	L	at Colorado State	76-57
12/18	L	at North Dakota State	69-61
12/20	L	at South Dakota State	98-63
12/27	W	at Pacific	65-56
12/30	L	SANTA CLARA	71-59
1/4	L	*LOUISIANA TECH	65-52
1/6	L	*NEW MEXICO STATE	59-48
1/11	L	*at Fresno State	61-36
1/13	L	*at Nevada	74-47
1/18	L	*FRESNO STATE	%70-63
1/20	L	*at Utah State	58-50
1/25	W	*HAWAII	57-56
1/27	L	*at New Mexico State	79-53
2/1	L	*IDAHO	72-64
2/3	W	*UTAH STATE	65-57
2/8	L	*at Louisiana Tech	71-67
2/10	L	*at Boise State	82-59
2/17	L	*NEVADA	70-52
2/22	W	*BOISE STATE	68-60
2/24	L	*at Hawai'i	64-53
3/3	L	*at Idaho	69-66

3/6	W	+vs. Idaho	72-66
3/7	L	+vs. Boise State	81-46
! - SMU Hoops for the Cure Classic (Dallas, Texas)			
& - Contra Costa Times Classic (Berkeley, Calif.)			
* - Western Athletic Conference Game			
+ - WAC Tournament (Las Cruces, N.M..)			
% - Result later changed to a forfeit by Fresno State			

2007-08

**Head Coach Pam DeCosta
 (3-28, 1-15 WAC)**

11/10	L	at Oregon	67-32
11/13	L	CAL POLY	74-70
11/17	L	at Cal State Fullerton	80-68
11/20	L	PACIFIC	75-74 OT
11/23	L	LONG BEACH STATE	64-60
11/27	L	at Sacramento State	60-57
11/30	W	at Cal State Northridge	59-55
12/6	L	at CSU Bakersfield	89-66
12/9	L	at San Francisco	74-51
12/16	L	at Washington State	78-72 OT
12/19	L	KANSAS	59-52
12/21	L	at Santa Clara	78-58
12/28	L	NORTHERN COLORADO	69-46
1/5	L	*at Utah State	68-58
1/10	L	*at Nevada	72-51
1/19	L	*HAWAII	70-54
1/22	L	*at Fresno State	%81-63
1/24	W	*IDAHO	53-46
1/26	L	*FRESNO STATE	%83-65
1/31	L	*BOISE STATE	78-51
2/2	L	*at New Mexico State	71-60
2/7	L	*NEVADA	78-62
2/14	L	*UTAH STATE	61-60
2/16	L	*at Louisiana Tech	70-54
2/21	L	*NEW MEXICO STATE	81-65
2/23	L	*at Hawai'i	61-47
2/28	L	*at Boise State	74-65
3/1	L	*at Idaho	77-66
3/8	L	*LOUISIANA TECH	78-64
3/11	W	+vs. Idaho	70-63
3/12	L	+vs. Fresno State	%87-76
* - Western Athletic Conference Game			
+ - WAC Tournament (Las Cruces, N.M..)			
% - Result later changed to a forfeit by Fresno State			

2008-09

**Head Coach Pam DeCosta
 (2-27, 1-15 WAC)**

11/15	L	OREGON	69-68
11/18	L	at Northern Colorado	101-63
11/21	L	at Long Beach State	83-59
11/23	L	SEATTLE	94-62

11/28	W	SACRAMENTO STATE	49-48
12/3	L	at Kansas	93-49
12/7	L	at Cal State Northridge	69-63
12/12	L	!CALIFORNIA	76-40
12/13	L	!CAL STATE BAKERSFIELD	78-59
12/21	L	at Pepperdine	75-46
12/28	L	&at Loyola Marymount	81-66
12/29	L	&vs. Stony Brook	56-38
1/3	L	SANTA CLARA	56-39
1/8	L	*IDAHO	66-47
1/10	W	*HAWAII	54-50
1/16	L	*at New Mexico State	68-51
1/18	L	*at Louisiana Tech	70-53
1/23	L	*UTAH STATE	64-54
1/25	L	*NEVADA	66-52
1/30	L	*at Fresno State	73-44
2/1	L	*at Nevada	61-50
2/6	L	*at Hawai'i	64-48
2/8	L	*FRESNO STATE	76-47
2/13	L	*at Boise State	58-53
2/15	L	*at Idaho	64-41
2/20	L	*LOUISIANA TECH	87-69
2/22	L	*NEW MEXICO STATE	64-50
2/27	L	*BOISE STATE	56-45
3/5	L	*at Utah State	62-51
3/10	L	+vs. Hawai'i	70-57

! - Basketball By The Bay Classic (San Jose, Calif.)
 & - Courtyard By Marriott Tournament (Los Angeles, Calif.)
 * - Western Athletic Conference Game
 + - WAC Tournament (Reno, Nev.)

2009-10

**Head Coach Pam DeCosta
 (6-23, 2-14 WAC)**

11/13	L	CAL STATE FULLERTON	79-77
11/17	L	PEPPERDINE	83-66
11/20	L	CAL STATE NORTHBRIDGE	62-61
11/24	W	SAN FRANCISCO	63-51
11/27	L	!vs. Mississippi	78-33
11/28	L	!vs. Fordham	71-64
12/2	L	LOYOLA MARYMOUNT	66-47
12/6	L	DENVER	66-61
12/9	W	at California	68-66
12/18	W	at Sacramento State	84-81
12/22	L	at Colorado	86-50
1/2	W	at Santa Clara	75-64
1/6	L	*NEVADA	64-56
1/9	L	*at Utah State	65-54
1/13	L	*LOUISIANA TECH	92-48
1/20	L	*at Boise State	75-53
1/23	W	*IDAHO	58-53
1/27	L	*at Hawai'i	63-59
1/30	L	*FRESNO STATE	68-31
2/3	L	*NEW MEXICO STATE	68-48

2/6	L	*at Nevada	72-48
2/11	L	*UTAH STATE	66-46
2/14	L	*at Louisiana Tech	81-66
2/17	W	*HAWAI'I	68-61
2/20	L	*BOISE STATE	80-62
2/24	L	*at Idaho	74-59
3/3	L	*at Fresno State	83-47
3/6	L	*at New Mexico State	62-35

! – FAU/Boca Ridge Hotel Tournament (Boca Raton, Fla.)
* - Western Athletic Conference Game

2010-11
Head Coach Pam DeCosta
(2-27, 2-14 WAC)

11/12	L	WEBER STATE	59-50
11/15	L	at San Francisco	71-59
11/19	L	at Pacific	70-57
11/21	L	at Cal State Fullerton	76-45
11/23	L	!at Alaska Anchorage	48-35
11/24	L	!vs. Washington	49-27
12/1	L	at Northern Arizona	67-53
12/5	L	UNLV	80-48

12/11	L	at Denver	64-27
12/18	L	CAL POLY	73-64
12/21	L	UC DAVIS	102-62
12/29	L	MOUNT SAINT MARY'S	72-69
1/2	L	SANTA CLARA	44-37
1/6	L	*LOUISIANA TECH	69-34
1/8	L	*NEW MEXICO STATE	52-46
1/13	L	*at Boise State	83-51
1/20	W	*IDAHO	63-61
1/22	W	*HAWAI'I	53-43
1/27	L	*at Fresno State	65-33
1/29	L	*at Utah State	72-57
2/2	L	*at Idaho	62-41
2/5	L	*NEVADA	66-47
2/10	L	*at Nevada	65-36
2/17	L	*at New Mexico State	54-29
2/19	L	*at Louisiana Tech	62-53
2/24	L	*at Hawai'i	55-53
2/26	L	*BOISE STATE	83-68
3/3	L	*FRESNO STATE	73-47
3/5	L	*UTAH STATE	75-39

! – Great Alaska Shootout (Anchorage, Alaska)
* - Western Athletic Conference Game

2011-12
Head Coach Tim La Kose
(11-19, 6-8 WAC)

11/13	L	SAN FRANCISCO	88-77
11/16	L	at UC Davis	80-60
11/19	L	at UNLV	78-41
11/23	L	EASTERN ILLINOIS	93-71
11/26	L	!vs. American	49-46
11/27	L	!at Cal Poly	71-55
12/1	W	NORTHERN ARIZONA	74-64
12/3	L	at Weber State	69-67
12/7	L	at Cal State Northridge	85-55
12/17	W	at Santa Clara	74-53
12/19	W	AIR FORCE	68-53
12/22	L	CAL STATE FULLERTON	81-65
12/31	L	BROWN	61-47
1/3	W	at Southern Utah	70-68
1/5	W	at Utah Valley	57-45
1/14	W	*HAWAI'I	83-67
1/19	W	*NEW MEXICO STATE	67-62
1/21	L	*LOUISIANA TECH	70-64
1/26	L	*at Fresno State	76-49



The 1978-79 Spartans featured three future San José State Hall of Fame players; Karen Mason (#13), Elinor Banks (#31) and Wanda Thompson (#25). The team was led by Hall of Fame coach Sharon Chatman and won a school record 24 games.

1/28	W	*at Nevada	86-79
2/2	L	*UTAH STATE	78-73
2/4	L	*IDAHO	67-63
2/11	W	*at Hawai'i	67-58
2/16	L	*at Louisiana Tech	73-68
2/18	L	*at New Mexico State	56-55
2/22	W	*NEVADA	70-63
2/25	W	*FRESNO STATE	62-61
3/1	L	*at Idaho	70-65
3/3	L	*at Utah State	84-71
3/7	L	+vs. Idaho	67-63

! - Cal Poly Thanksgiving Tournament (San Luis Obispo, Calif.)

* - Western Athletic Conference Game

+ - WAC Tournament (Las Vegas, Nev.)

2012-13

**Head Coach Tim La Kose
(11-19, 8-10 WAC)**

11/9	W	SAN FRANCISCO STATE	70-51
11/15	W	UTAH VALLEY	81-72
11/17	L	at Evansville	74-65
11/19	L	at Eastern Illinois	88-67
11/25	L	at San Diego	91-52
12/1	W	CAL STATE NORTHRIDGE	73-63
12/3	L	PACIFIC	74-60
12/8	L	SOUTHERN UTAH	93-82
12/12	L	SANTA CLARA	62-47
12/15	L	at San Francisco	92-64
12/22	L	at Cal State Fullerton	60-59
12/29	W	*TEXAS STATE	98-96
12/31	L	*UTSA	57-54
1/3	L	*at Idaho	82-65
1/5	L	*at Seattle U.	72-60
1/12	W	*UTAH STATE	103-80
1/17	W	*DENVER	68-67
1/19	W	*NEW MEXICO STATE	51-50
1/24	L	*at Louisiana Tech	94-80
1/26	W	*at UT Arlington	78-70
1/31	W	*SEATTLE U.	74-65
2/2	L	*IDAHO	83-66
2/9	L	*at Utah State	87-54
2/14	L	*at New Mexico State	90-70
2/16	L	*at Denver	83-68
2/28	W	*UT ARLINGTON	71-49
3/2	W	*LOUISIANA TECH	60-58
3/7	L	*at UTSA	64-60
3/9	L	*at Texas State	100-67
3/13	L	+vs. Idaho	57-55

* - Western Athletic Conference Game

+ - WAC Tournament (Las Vegas, Nev.)

2013-14

**Head Coach Jamie Craighead
(11-19, 5-13 MW)**

11/8	W	San Francisco State	100-78
11/12	W	at Santa Clara	97-93
11/15	L	UC Riverside	105-74
11/17	W	Evansville	90-84
11/20	W	San Francisco	98-79
11/23	L	San Diego	88-60
11/26	L	at UC Davis	95-61
12/3	L	at #9 Baylor	113-73
12/7	L	at Sacramento State	103-99
12/18	W	Georgia State	95-81
12/21	W	Kansas City	81-76
1/1	L	*at Nevada	101-74
1/4	L	*Utah State	78-65
1/8	L	*at Colorado State	101-60
1/11	L	*at New Mexico	80-68
1/15	W	*Air Force	79-70
1/18	W	*Wyoming	74-68
1/22	L	*at San Diego State	88-65
1/25	L	*Boise State	90-69
1/29	L	*at UNLV	90-76
2/1	L	*vs. New Mexico&	76-73
2/8	W	*Fresno State	68-66
2/12	W	*at Air Force	84-71
2/15	L	*at Wyoming	103-80
2/19	L	*Nevada	99-95
2/26	L	*San Diego State	77-63
3/1	L	*at Utah State	96-67
3/4	W	*Colorado State	65-64
3/7	L	*at Fresno State	107-80
3/10	L	at UNLV+	78-75

* - Mountain West Conference Game

& - Played at De Anza College (Cupertino, Calif.)

+ - Reese's Mountain West Championship (Las Vegas, Nev.)

2014-15

**Head Coach Jamie Craighead
(15-17, 7-11 MW)**

11/14	L	at Utah	100-87 (OT)
11/16	W	COLUMBIA	119-76
11/20	L	at UC Riverside	100-80
11/22	W	at UC Irvine	91-65
11/28	L	at #14 California&	110-87
11/29	W	vs. Cincinnati&	79-54
12/2	W	SOUTHERN OREGON	110-91
12/5	L	at Colorado	97-89 (OT)
12/10	W	UC DAVIS	89-75
12/20	L	at San Francisco	77-62
12/22	W	SACRAMENTO STATE	102-94
12/31	W	*UTAH STATE	62-58
1/3	L	*at Wyoming	96-60
1/7	W	*AIR FORCE	91-64
1/10	L	*UNLV	72-68 (OT)

1/14	L	*at Fresno State	58-46
1/17	L	*at Colorado State	77-59
1/21	W	*BOISE STATE	88-78
1/28	L	*at Air Force	83-80
1/31	L	*NEW MEXICO	64-62
2/4	W	*FRESNO STATE	56-51
2/7	W	*at Nevada	80-77 (OT)
2/14	L	*WYOMING	71-61
2/18	L	*at Utah State	85-80
2/21	L	*at San Diego State	71-61
2/25	L	*COLORADO STATE	85-76
2/28	W	*NEVADA	81-72
3/3	L	*at Boise State	91-76
3/6	W	*at UNLV	99-97
3/9	W	vs. Utah State+	99-85
3/10	W	vs. Colorado State+	64-55
3/11	L	vs. Boise State+	76-67

* - Mountain West Conference Game

& - Cal Classic (Berkeley, Calif.)

+ - Mountain West Championship (Las Vegas, Nev.)

2015-16

**Head Coach Jamie Craighead
(13-17, 11-7 MW)**

11/13	W	SOUTHERN OREGON	92-78
11/15	L	at Saint Mary's	91-81
11/22	L	at CSU Bakersfield	90-88 (OT)
11/27	L	at Washington State	95-80
11/30	L	at Oregon	104-74
12/6	L	SAN FRANCISCO	82-78
12/8	L	SOUTH DAKOTA	87-77
12/12	L	at Pacific	81-69
12/17	L	NEW MEXICO STATE	75-66
12/20	W	UC IRVINE	79-58
12/22	L	HAWAII	76-73
12/30	W	at Utah State*	86-74
1/2	W	AIR FORCE*	81-60
1/6	W	SAN DIEGO STATE*	78-73
1/9	L	at Colorado State*	76-54
1/13	W	at Wyoming*	67-66
1/16	L	FRESNO STATE*	59-54
1/20	L	BOISE STATE*	78-75
1/23	L	at New Mexico*	71-57
1/27	L	COLORADO STATE*	80-78
1/30	W	at Air Force*	72-49
2/3	W	at Fresno State*	66-64
2/10	W	UNLV*	69-61
2/13	W	NEW MEXICO*	59-58
2/17	W	at Nevada*	76-63
2/20	L	at San Diego State*	87-70
2/27	W	UTAH STATE*	83-65
3/1	W	WYOMING*	65-51
3/4	L	at Boise State*	81-69
3/8	L	vs. New Mexico+	65-51

* - Mountain West Conference Game

+ - Mountain West Championship (Las Vegas, Nev.)

Notes To The Media

Office Location

The San José State University Athletics Media Relations Office is located at 1393 S. 7th Street, San Jose, CA, 95112.

The Event Center

San José State women's basketball home games are played on Walt McPherson Court in The Event Center on the University campus at 290 S. 7th St, San Jose, CA 95112

Credential Requests

Credentials are issued for news and editorial coverage on a game-by-game basis to those filing game stories, accredited members from established media outlets, and personnel assigned by the sports information office. Requests should be directed to Richard Stern, Assistant Athletics Media Relations Director. The credential recipient agrees to all conditions set forth by the University relating to conduct and print, video, audio, digital and photographic game coverage.

Photographers

Credentials are issued to newspapers, wire services, video crews and team photographers. NCAA rules limit photographers to an area to the right side of the basket on each end of the court.

Radio Broadcasts

The radio broadcast for the designated official flagship station of the visiting team in The Event Center has space for four working individuals. ISDN, Ethernet and regular telephone service are provided.

Statistics & Services

Game statistics and play-by-play accounts are compiled and distributed.

Interviews

During the season Coach Craighead is available to the media on Tuesday mornings from 10:00 a.m. to 11:00 a.m. (PT) Please contact Richard Stern to arrange interviews.

During the week, players are available for interviews which are conducted at a time convenient for the student-athlete. Usually, the most convenient time for student-athletes is immediately after practice. Place a request at least a day in advance.

Post game interviews are held in The Event Center's Green Room with Coach Craighead and at least two student-athletes approximately 10 minutes after the conclusion of the contest.

Neither Coach Craighead nor the student athletes are available prior to tipoff on game days.

World Wide Web Information

The official San José State University athletics website is www.sjsuspartans.com.

Contact Information

Richard Stern, Assistant Athletics Media Relations Director

Email: richard.stern@sjsu.edu

Office: 408-924-1208 Cell: 408-318-8111



An NCAA Public Infractions Decision on October 26, 2016, centered on a former San José State University head women's basketball coach failing to meet his responsibility to set an atmosphere for rules compliance by conducting impermissible out-of-season countable athletically related activities (CARA) over three semesters and directing a nonqualifier student-athlete to participate in team CARA. The former head coach later provided false or misleading information regarding the nonqualifying student-athlete's participation. The NCAA Division I Committee on Infractions found that five violations occurred, three at Level II and two at Level III, beginning in the Spring 2011 semester and continuing through Spring 2012 semester.

Level II Violations

Impermissible Countable Athletically Related Activities [NCAA Bylaws 17.1.6.2.2 & 17.3.6 (2011-12 & 2012-13)]

On multiple occasions more than four women's basketball student-athletes participated in skill-related instruction sessions at the same time, when no more than four student-athletes could permissibly participate at a time.

Head Coach Responsibility [NCAA Bylaw 11.1.2.1 (2011-12 & 2012-13)]

During his tenure, the former head coach failed to promote an atmosphere of compliance within the women's basketball program in two areas: (1) instructing and permitting a student-athlete to participate in team activities, knowing that the student-athlete was not permitted to be involved in the activities and (2) conducting, with his coaching staff, the activities that resulted in Violation No. 1, knowing that no more than four student-athletes were permitted to participate at the same time.

Unethical Conduct [NCAA Bylaws 10.01.1, 10.1 & 10.1-(d) (2013-14 & 2014-15)]

In 2013 and 2015, the former head coach violated the NCAA principles of ethical conduct and failed to deport himself in accordance with the generally recognized high standards of honesty and sportsmanship normally associated with the conduct and administration of intercollegiate athletics when he

knowingly provided the NCAA enforcement staff and/or institution with false or misleading information regarding his knowledge of and/or involvement in violations of NCAA legislation.

Level III Violations

Impermissible Participation by a Nonqualifier [NCAA Bylaw 14.3.2.2 (2012-13)]

In September 2011, September 2012 and April 2013, a student-athlete, under the direction of the former head coach, participated in out-of-season countable athletically related activities, strength and conditioning and skill-related instruction, approximately nine times while serving a year in residence as a nonqualifier.

Exceeding Coaching Limitations [NCAA Bylaws 11.7.1.1.1.4 & 11.7.4 (2012-13)]

In April 2013, the former head coach used an outside consultant to provide on-court instruction during a skill-related instruction session and demonstrate certain basketball skills to some members of the team. As a result, the number of countable coaches on the court exceeded the permissible level.

Length of Probationary Period

One year from October 26, 2016, through October 25, 2017

[Link to NCAA Public Infractions Report](#)