



San José State University Men's Basketball

Contact: Amy Villa, Director of Athletics Communications
408-924-1216 - Office • 408-421-8604 Cell
amy.villa@sjsu.edu • www.sjsuspartans.com
For Immediate Release • November 26, 2022

2022-23 Schedule 5-2, 0-0 MW

NOV. 8	GEORGIA SOUTHERN	W, 63-48
NOV. 12	BETHESDA	W, 90-68
NOV. 15	ALABAMA STATE	W, 70-57
NOV. 17	HOFSTRA	L, 85-76
Nov. 19	at N. Colorado	W, 80-69
Nov. 25-27	Baha Mar Hoops Nassau Championship	
Nov. 25	vs. North Texas - FloHoops	L, 69-54
Nov. 26	vs. Oakland - FloHoops	W, 80-67
Nov. 27	vs. Ball State - FloHoops	11:30 a.m.
Dec. 3	at Arkansas - SEC Network	1:00 p.m.
DEC. 6	CSU BAKERSFIELD	7:00 p.m.
Dec. 10	at Santa Clara	2:00 p.m.
Dec. 17	at Pacific	4:00 p.m.
DEC. 20	CAL POLY	7:00 p.m.
DEC. 28	UNLV	7:00 p.m.
Dec. 30	at Colorado State	1:00 p.m.
Jan. 3	at Boise State	6:00 p.m.
JAN. 7	NEVADA	7:00 p.m.
JAN. 10	FRESNO STATE	7:00 p.m.
Jan. 17	at New Mexico - FS1	6:00 p.m.
Jan. 21	at Utah State	3:00 p.m.
JAN. 24	AIR FORCE	7:00 p.m.
Jan. 28	at San Diego State - FS1	6:00 p.m.
FEB. 4	WYOMING	7:00 p.m.
	CBS Sports Network	
Feb. 7	at Fresno State	7:00 p.m.
FEB. 11	UTAH STATE	7:00 p.m.
	CBS Sports Network	
Feb. 14	at UNLV	7:00 p.m.
FEB. 17	NEW MEXICO	7:30 p.m.
	CBS Sports Network	
Feb. 21	at Nevada	7:00 p.m.
FEB. 25	BOISE STATE	4:00 p.m.
FEB. 28	COLORADO STATE	8:00 p.m.
	CBS Sports Network	
March 4	at Air Force	1:00 p.m.
March 8-11	Mountain West Tournament Thomas & Mack, Las Vegas, Nev.	
	* - Mountain West game	

*All times list PT & subject to change
All home games at Provident Credit Union
Event Center (1,000).*

Facebook - /SJSUMBB
Twitter - @SanJoseStateMBB
Instagram - @sanjosestatembb
Tik Tok - @sjsubasketball

Game 8

San José State (5-2) vs. Ball State (4-2)



Fifth-Place Game
Sunday, November 26
Baha Mar Hoops Nassau Championship
Baha Mar Convention Center, Nassau, Bahamas
2:30 p.m. ET/11:30 a.m. PT
FloHoops (subscription)
Announcers - Sam Hyman & Ashlee Jones
Listen - [KTRB 860 AM \(delayed to 5 p.m. PT\)](#)
Justin Allegri (Play-by-Play)
Live Video - <https://flosports.link/3dh7MVQ>
Live Stats - <https://sjsustats.com>

San José State

Head Coach: Tim Miles
Record at SJSU: 13-25 (2 yrs.)
Career Record: 412-359 (26 yrs.)

Ball State

Head Coach: Michael Lewis
Record at BALL: 4-2 (1st yr.)
Career Record: 4-2 (1st yr.)

SPARTANS FACE BALL STATE IN FIFTH-PLACE GAME OF BAHA MAR HOOPS NASSAU CHAMPIONSHIP SUNDAY: The San Jose State men's basketball team plays for fifth place at the Baha Mar Hoops Nassau Championship on Sunday as the Spartans face Ball State at 2:30 p.m. ET/11:30 a.m. PT. The Spartans advanced to the game after defeating Oakland, 80-67, Saturday afternoon inside the Baha Mar Convention Center.

BAJA MAR HOOPS NASSAU CHAMPIONSHIP SCHEDULE Sunday, Nov. 27

Game 9 (7th-place): Missouri State vs. Oakland - Noon ET
Game 10 (5th-place): Ball State vs. San Jose State - 2:30 p.m. ET
Game 11 (consolation game): Vermont vs. Long Beach State - 5:30 p.m.
Game 12 (championship game): UNCW vs. North Texas - 8 p.m.

LIVE STATS: Live stats for most San José State men's basketball games, including this weekend's tournament, can be found at <http://www.sjsustats.com>

LIVE VIDEO: All games at the Baha Mar Hoops Nassau Championship will be broadcast on FloHoops. A subscription is required to watch. Sam Hyman and Ashlee Jones will call the games.

LISTEN LIVE: The Spartans will be delayed in their over the air broadcast until 5 p.m. PT on KTRB, 860 AM and streamed on their website at <https://860amtheanswer.com/>

Possible Spartan Starters (as of 11/26)

13	Alvaro Cardenas	G	6-1	SO	9.9 ppg, 2.4 rpg, 3.9 apg
10	Omari Moore	G	6-6	JR	13.1 ppg, 6.4 rpg, 4.5 apg
15	Trey Anderson	F	6-7	JR	9.4 ppg, 4.0 rpg
23	Sage Tolbert III	F	6-8	SR	11.1 ppg, 8.1 rpg
5	Ibrahima Diallo	C	7-0	JR	6.0 ppg, 3.7 rpg, 2.1 bpg

Ball State	Comparison	San José State
79.5	Points/Game	73.3
66.2	Opp. PPG	66.1
+13.3	Scoring Margin	+7.1
.503	FG%	.491
.415	Opp FG%	.378
.376	3PFG%	.361
.357	Opp 3PFG%	.368
.667	FT%	.635
.663	Opp FT%	.822
38.0	Reb/Game	38.9
30.7	Opp Reb/Game	27.3
+7.3	Reb. Margin	+11.6
14.8	Assists/Game	15.4
14.3	Turnovers/Game	12.3
4.7	Blocks/Game	3.6
8.3	Steals/Game	2.9

ABOUT BALL STATE: The Cardinals enter Sunday's game with a 4-2 overall record and advanced to the fifth-place game after defeating Missouri State, 67-64, Saturday afternoon. The team opened the tournament with a loss to Vermont, 78-73. Head coach Michael Lewis in his first season at the helm of the program.

Ball State's Leaders

Points/Game	94, 15.7 pg	Payton Sparks
Reb./Game	44, 7.3 pg	Payton Sparks
3pt Made	15	Jarron Coleman
Assists	24	Demarius Jacobs
Blocks	11	Demarius Jacobs
Steals	13	Demarius Jacobs
Field Goal %	.630 (34-54)	Payton Sparks
3PT %	.417 (15-36)	Jarron Coleman
	.417 (10-24)	Jalen Windham
Free Throw %	.833 (10-12)	Demarius Jacobs

Series Record - 2-1

Last Meeting - L, 80-64, Dec. 8, 1995, Champaign, Ill. The two teams played in the first round of the Illini/Pepsi Classic at the beginning of the 1995-96 season. That Spartan team went 3-0 at the 1996 Big West Tournament and played top-seed Kentucky in the first round of the NCAA Tournament.

Series Meetings

12/27/1973	W	81-79	San Jose, Calif.
12/6/1976	W	63-56	Muncie, Ind.
12/8/1995	L	80-64	Champaign, Ill.

HEAD COACH TIM MILES: San José State head coach **Tim Miles** is in second season at San José State and in his 26th season overall as a head coach. He was named the head coach on April 6, 2021, and made an immediate impact on the Spartan fans as he won his 400th career game in the opener of the 2021-22 season. The Spartans got a 78-76 win over Cal State Fullerton on November 11, 2021. Miles has a 412-359 coaching record including 13-25 at San José State.

BATTLE OF COACHES: Sunday's game will be a battle of coaches who were just on the bench for the same school just a few years ago. Ball State head coach Michael Lewis was an assistant coach for Tim Miles for three seasons at Nebraska. They coached together for the 2016-17, 2017-18 and 2018-19 seasons.



2022-23 Mountain West Standings (through 11/26)

Team	Conference			Overall		
	W	L	PCT	W	L	PCT
UNLV	0	0	.000	6	0	1.000
Utah State	0	0	.000	5	0	1.000
New Mexico	0	0	.000	4	0	1.000
Nevada	0	0	.000	6	1	.857
Colorado State	0	0	.000	5	2	.714
San José State	0	0	.000	5	2	.714
Boise State	0	0	.000	4	2	.667
San Diego State	0	0	.000	4	2	.667
Air Force	0	0	.000	3	3	.500
Wyoming	0	0	.000	3	3	.500
Fresno State	0	0	.000	1	5	.167

Upcoming Schedule

Sunday, November 27

SAN JOSÉ STATE vs. Ball State (Nassau, Bahamas) (FloHoops) 2:30 p.m. ET
 Montana at AIR FORCE (Altitude/MWN) 1 p.m. MT
 Northern Colorado at NEW MEXICO (MWN).....5:30 p.m. MT

Monday, November 28

Sam Houston State at NEVADA (NSN/MWN)..... 7 p.m. PT

Tuesday, November 29

CSU Northridge at BOISE STATE (MWN)7 p.m. MT
 UC Irvine at SAN DIEGO STATE (YurView/MWN)..... 7 p.m. PT

Wednesday, November 30

WYOMING vs. Santa Clara (Salt Lake City, Utah)(FloHoops)..... 2 p.m. MT
 Arkansas-Pine Bluff at AIR FORCE (Altitude2/MWN).....7 p.m. MT
 Loyola Marymount at COLORADO STATE (Evoca/MWN)..7 p.m. MT
 NEW MEXICO at Saint Mary's (WCC Network)..... 7 p.m. PT

TOLBERT ALMOST PERFECT AGAINST GOLDEN GRIZZLIES:

Sage Tolbert III was nearly perfect in the win over Oakland in the Bahamas. He led the team with 25 points as he went 11-for-12 from the field, including 1-of-1 from three-point range, and 2-of-2 from the free throw line. It was his first 20-point game in his collegiate career, whether at SJSU or Temple.

MOORE CONTRIBUTING IN MANY WAYS: Omari Moore

leads the Spartans in scoring at 13.1 points per game, but he is also making an impact on the court in other ways. Against Oakland, he scored just two points, but he grabbed a team-high nine rebounds and got his teammates involved as he dished out nine assists in the win. Moore led the team in scoring against Georgia Southern (14), Alabama State (19) and Northern Colorado (20), and is second on the team in rebounds with 45, 6.4 pg.

NORTHERN COLORADO WIN HAS LOTS OF POSITIVES: With the team's first road win of the season at Northern Colorado, the Spartans came out of the game with plenty of positives.

Omari Moore led the Spartans with 20 points, the first 20-point

game for an SJSU player this season. **Trey Anderson** had his first double-double of the season with 11 points and 11 rebounds. **Sage Tolbert III** scored a then-career-best 17 points.

DIALLO SETS EVENT CENTER BLOCKS RECORD: In the win over Alabama State on November 15, **Ibrahima Diallo** blocked eight Hornets' shots to set a new Provident Credit Union Event-Center record for a Spartan player. He broke the Spartan record of seven set by Brandon Clarke against UNLV on January 28, 2017. The Spartans were one short of tying the team's record of nine, set in three different games.

Diallo was also one block short of tying the school record of nine set by Menelik Barbary against Idaho at the WAC Tournament on March 6, 2007.

BLOCKS - EVENT CENTER RECORD

San José State player

..... **8, Ibrahima Diallo, vs. Alabama State, Nov. 15, 2022**

Opponent player.....8, Hiram Fuller, Fresno State, Feb. 19, 2003

San José State9, vs. UC Santa Cruz, Nov. 20, 2012

.....9, vs. Utah State, Jan. 5, 2006

.....9, vs. UC Santa Barbara, Nov. 24, 1999

Opponent.....11, Nevada, Mar. 2, 2006

.....11, Hawaii, Feb. 4, 2006

4 WINS BEFORE THANKSGIVING: For the first time in school history, the Spartans recorded four wins before the Thanksgiving holiday. Prior to this season, only two teams had won three games before the holiday. The 2010-11 team was the first to accomplish this feat, starting the year 3-0 and played only four games before Thanksgiving. The 2019-20 team played seven games before Thanksgiving and recorded three wins.

DOUBLE-DOUBLES START EARLY: Three Spartans have recorded double-doubles in the five games played. In the Bethesda game, **Robert Vaihola** led the team with 14 points and had 10 rebounds, while **Sage Tolbert III** grabbed a team-best 14 rebounds with 13 points. **Trey Anderson** recorded his first of the season and second of his Spartan career at Northern Colorado with 11 points and 11 rebounds in the win.

IRONMAN CARDENAS: **Alvaro Cardenas** doesn't always need a break, as twice in five games, he didn't get one. In wins over Alabama State and Northern Colorado, he played all 40 minutes and scored a career-best 17 points on 6-for-10 shooting from the field.

GÖRENER HITS SEASON-BEST 5 THREE-POINTERS: Tibet

Görener went 5-for-10 from three-point range against Hofstra to tie his career best for most threes made in a game. He ended the Hofstra game with 17 points. Görener leads the Spartans in three-pointers made with 14.

TOLBERT GRABBING THE ROCK: **Sage Tolbert III** has made an immediate impact in the paint for SJSU as he leads the team at 8.1 pg. He has grabbed 10+ rebounds in two games - 14 vs. Bethesda and 12 vs. Hofstra.

Miscellaneous Stats

Career Triple-Doubles

Omari Moore - 1

18 points, 10 rebounds, 10 assists, vs. New Mexico, Feb. 20, 2022

Career Double-Doubles

Omari Moore - 4

15 points, 11 rebounds, vs. Fresno Pacific, Dec. 9, 2020

14 points, 10 rebounds, vs. New Mexico, Jan. 21, 2021

13 points, 10 rebounds, at Portland, Dec. 17, 2021

19 points, 13 rebounds, vs. Fresno State, March 9, 2022 (MW Tour.)

Trey Anderson - 2

15 points, 12 rebounds, at Portland, Dec. 17, 2021

11 points, 11 rebounds, at Northern Colorado, Nov. 19, 2022

Career 20+ point games

Omari Moore - 4

28, vs. Northern Colorado, Nov. 23, 2021

20, vs. Air Force, Jan. 25, 2022

22, at Nevada, Feb. 15, 2022

20, at San Diego State, Feb. 25, 2022

20, at Northern Colorado, Nov. 19, 2022

Sage Tolbert - 1

25 - vs. Oakland, Nov. 26, 2022

Career 10+ rebound games

Omari Moore - 5

11, vs. Fresno Pacific, Dec. 9, 2020

10, vs. New Mexico, Jan. 23, 2021

10, at Portland, Dec. 17, 2021

10, vs. New Mexico, Feb. 20, 2022

13, vs. Fresno State, March 9, 2022 (MW Tournament)

Robert Vaihola - 2

10, at New Mexico, Jan. 25, 2022 (at Fresno State)

10, vs. Bethesda, Nov. 12, 2022

Sage Tolbert III - 2

14, vs. Bethesda, Nov. 12, 2022

12, vs. Hofstra, Nov. 17, 2022

Trey Anderson - 2

12, at Portland, Dec. 17, 2021

11, at Northern Colorado, Nov. 19, 2022

20+ points games in 2022-23

Omari Moore - 1

20, at Northern Colorado, Nov. 19, 2022

Sage Tolbert - 1

25 - vs. Oakland, Nov. 26, 2022

10+ rebound games in 2022-23

Sage Tolbert III - 1

14, vs. Bethesda, Nov. 12, 2022

12, vs. Hofstra, Nov. 17, 2022

Robert Vaihola - 1

10, vs. Bethesda, Nov. 12, 2022

Trey Anderson - 1

11, at Northern Colorado, Nov. 19, 2022

Double-Doubles in 2022-23

Robert Vaihola - 1

14 points, 10 rebounds - vs. Bethesda, Nov. 12, 2022

Sage Tolbert III - 1

13 points, 14 rebounds - vs. Bethesda, Nov. 12, 2022

Trey Anderson - 1

11 points, 11 rebounds, at Northern Colorado, Nov. 19, 2022

SPARTANS RECORDED— ONE OF BEST STARTS IN SJSU

HISTORY: The 2022-23 Spartans had one of the best starts in school history since 1950. The last team to start 4-1 was in 2010-11. The previous best start was 26 years ago in 1996-97 when that team started the year 7-1 and 9-2, with a win over nationally-ranked Alabama en route to winning the Cable Car Classic. Other SJSU teams that started 4-1 or better are listed below (since 1950).

2010-11	4-1	Finished 17-16, 5-11 WAC, CBI First Rd.
1996-97	7-1	Finished 13-14, 5-11 WAC
1985-86	6-1	Finished 16-12, 9-9 Big West
1980-81	4-1	Finished 22-9, 10-4 Big West
1974-75	4-1	Finished 16-13, 4-6 PCAA
1973-74	7-1	Finished 11-15, 2-10 PCAA
1967-68	4-1	Finished 13-12
1962-63	5-1	Finished 14-10
1961-62	5-1	Finished 11-14
1956-57	6-1	Finished 13-12
1955-56	5-1	Finished 15-10
1951-52	7-0	Finished 15-10
1950-51	4-1	Finished 18-12, NCAA Tournament

3-0 FOR FIRST TIME SINCE 2010-11 SEASON: The Spartans started the season 3-0 for the first time since 2010-11. That team started the 2010-11 with two road wins including at Oregon, and was 4-1 after five games. The Spartans finished 2010-11 with a 17-16 overall record and played in the first round of the College Basketball Invitational.

2010-11 Start

Nov. 12	at Eastern Washington	W 67-60
Nov. 17	USF	W 74-64
Nov. 20	at Oregon	W 75-72

BAJA MAR HOOPS NASSAU CHAMPIONSHIP SCHEDULE

Friday, November 25

- Game 1: Vermont def. Ball State 78-73
- Game 2: UNCW def. Missouri State 68-54
- Game 3: North Texas def. San Jose State 69-54
- Game 4: Long Beach State def. Oakland 78-70

Saturday, Nov. 26

- Game 5: Ball State def. Missouri State 67-64
- Game 6: San Jose State def. Oakland 80-67
- Game 7 (semifinals): UNCW def. Vermont 68-66
- Game 8 (semifinals): North Texas vs. Long Beach State

MW Player of the Week

Nov. 14 Darrion Trammell, Sr., G, San Diego State
 Nov. 21 EJ Harkless, Sr., G, UNLV

MW Freshman of the Week

Nov. 14 Darrion Williams, F, Nevada
 Nov. 21 Darrion Williams, F, Nevada

MW Statistics (All Games) (thru 11/25)

Scoring - 8th.....	Omari Moore, 16.20 pg
Rebounding - 1st.....	Sage Tolbert, 9.40 pg
Rebounding - T11th.....	Omari Moore, 6.40 pg
Rebounding - 16th.....	Robert Vaihola, 5.60 pg
Offensive Rebounds - 1st.....	Sage Tolbert, 3.40 pg
Offensive Rebounds - 5th.....	Robert Vaihola, 2.20 pg
Offensive Rebounds - T14th.....	Omari Moore, 1.60 pg
Defensive Rebounds - T5th.....	Sage Tolbert, 6.00 pg
Defensive Rebounds - 12th.....	Omari Moore, 4.80 pg
FG Percentage - 7th.....	Alvaro Cardenas, .455
FG Percentage - 9th.....	Omari Moore, .423
Assists - 5th.....	Alvaro Cardenas, 4.00 pg
Assists - 9th.....	Omari Moore, 3.60 pg
3PT FG Made - T7th.....	Tibet Görener, 2.20 pg
3PT FG Made - 12th.....	Alvaro Cardenas, 1.80 pg
Blocked Shots - 1st.....	Ibrahima Diallo, 2.20 pg
Blocked Shots - T13th.....	Omari Moore, 0.80 pg
Assist/Turnover Ratio - 2nd.....	Alvaro Cardenas, 20/3, 6.67
Assist/Turnover Ratio - 13th.....	Omari Moore, 18/11, 1.64
Minutes Played - 2nd.....	Alvaro Cardenas, 34.79 pg
Minutes Played - 5th.....	Omari Moore, 33.78 pg

Sunday, Nov. 27

- Game 9 (7th-place): Missouri State vs. Oakland - Noon ET
- Game 10 (5th-place): Ball State vs. San Jose State - 2:30 p.m. ET
- Game 11 (consolation gm): Vermont vs. Long Beach St. - 5:30 p.m.
- Game 12 (championship game): UNCW vs. North Texas - 8 p.m.

UP NEXT: After playing three games in the Bahamas, the Spartans return home briefly before traveling to take on ninth-ranked Arkansas on Saturday, December 3.

Starting Lineups

Game	Guard	Guard	Forward	Forward	Center	Record
GA. SOUTHERN	Alvaro Cardenas	Omari Moore	Trey Anderson	Sage Tolbert	Ibrahima Diallo	1-0
BETHESDA	Alvaro Cardenas	Omari Moore	Trey Anderson	Sage Tolbert	Ibrahima Diallo	2-0
ALABAMA STATE	Alvaro Cardenas	Omari Moore	Trey Anderson	Sage Tolbert	Ibrahima Diallo	3-0
HOFSTRA	Alvaro Cardenas	Omari Moore	Trey Anderson	Sage Tolbert	Ibrahima Diallo	3-1
at Northern Colorado	Alvaro Cardenas	Omari Moore	Trey Anderson	Sage Tolbert	Ibrahima Diallo	4-1
\$North Texas	Alvaro Cardenas	Omari Moore	Trey Anderson	Sage Tolbert	Ibrahima Diallo	4-2
\$Oakland	Alvaro Cardenas	Omari Moore	Trey Anderson	Sage Tolbert	Ibrahima Diallo	5-2

2022-23 San José State Men's Basketball Roster

NO	NAME	POS	HT	WT	YR	HOMETOWN/LAST SCHOOL
0	Myron (MJ) Amey, Jr.	G	6-2	178	SO	Vacaville, Calif./Scotland Prep (Pa.)
1	Garrett Anderson	G	6-5	185	FR	Phoenix, Ariz./PHH Prep
2	Max Allen	F	6-9	260	FR	Las Vegas, Nev./Coronado HS
4	Leo Torbor	G	6-3	175	FR	Brooklyn Center, Minn./Park Center HS
5	Ibrahima Diallo	C	7-0	220	JR	Saly, Senegal/Ohio State
10	Omari Moore	G	6-6	195	JR	Pasadena, Calif./Middlebrooks Academy
11	JT Elder	G	6-7	190	FR	Tucson, Ariz./PHH Prep
13	Alvaro Cadrenas	G	6-1	180	SO	Granada, Spain/Get Better Academy
15	Trey Anderson	F	6-7	206	JR	San Diego, Calif./University of South Carolina
20	Kellen King	G	6-4	190	SR	Brentwood, Tenn./Missouri-St. Louis
21	Nico D'Augusta	G	6-3	200	FR	San Jose, Calif./Valley Christian HS
22	Robert Vaihola	F	6-8	245	SO	San Mateo, Calif./Fresno State
23	Sage Tolbert III	F	6-8	210	SR	New Orleans, La./Temple
25	Ryen Perry	G	6-2	185	JR	Placentia, Calif./Fullerton College
31	Tibet Görener	F	6-9	200	SO	Istanbul, Turkey/Orange Lutheran HS/Arizona
33	Kevin Simeth	F	6-7	207	FR	Geneva, Switzerland/Collège Voltaire

Head Coach: Tim Miles (University of Mary, 1989), 2nd season

Assistant Coach: Ben Johnson (UW-Green Bay, 1992)

Assistant Coach: Damany Hendrix (Lamar, 2003)

Assistant Coach: Jeff Strohm (Eastern Illinois, 1988)

Director of Basketball Operations: Trent Miyagishima (San José State, 2017)

The Spartans on Social Media Men's Basketball

Facebook - /SJSUMBB

Twitter - @SanJoseStateMBB

Instagram - @sanjosestatembb

Tik Tok - @sjsubasketball

Athletics Department

Facebook - /SJSUspartans

Twitter - @SJSUAthletics

Instagram - @sjsuspartans

YouTube - /SJSUAthletics

Pronunciation Guide

Alvaro Cardenas -AL-vuh-roh car-DEE-nes
Ibrahima Diallo -EE-bruh-hee-mah DEE-ah-low


Tibet Görener - GOR-eh-nur

Omari Moore - OH-mar-ee

Robert Vaihola - VYE-oh-lah

Damany Hendrix - DAH-mah-nee

Trent Miyagishima - MEE-yah-guh-she-mah



#0 MJ AMEY
Guard • 6-2 • SO
Vacaville, Calif.



#1 GARRETT ANDERSON
Guard • 6-5 • FR
Phoenix, Ariz.



#2 MAX ALLEN
Forward • 6-9 • FR
Las Vegas, Nev.



#4 LEO TORBOR
Guard • 6-3 • FR
Brooklyn Center, Minn.



5 IBRAHIMA DIALLO
Center • 7-0 • JR
Saly, Senegal



10 OMARI MOORE
Guard • 6-6 • JR
Pasadena, Calif.




11 JT ELDER
Guard • 6-7 • FR
Tucson, Ariz.



#13 ALVARO CARDENAS
Guard • 6-1 • SO
Granada, Spain



#15 TREY ANDERSON
Forward • 6-7 • JR
San Diego, Calif.




#20 KELLEN KING
Guard • 6-4 • SR
Brentwood, Tenn.



#21 NICO D'AUGUSTA
Guard • 6-3 • FR
San Jose, Calif.




#22 ROBERT VAIHOLA
Forward • 6-8 • SO
San Mateo, Calif.



#23 SAGE TOLBERT III
Forward • 6-8 • SR
New Orleans, La.



#31 TIBET GÖRENER
Forward • 6-9 • SO
Istanbul, Turkey



#33 KEVIN SIMETH
Forward • 6-7 • FR
Geneva, Switzerland



Tim Miles
Head Coach



Ben Johnson
Assistant Coach



Damany Hendrix
Assistant Coach



Jeff Strohm
Assistant Coach



Trent Miyagishima
Director
of Operations



Tim Miles Head Coach

Tim Miles enters his second year at San José State and his 26th season of coaching after being named head coach on April 6, 2021.

He made an immediate impact on the Spartan faithful as he won his 400th career game in SJSU's 2021-22 season-opening win over Cal State Fullerton, 78-76, on November 11, 2021.

Miles spent seven seasons as the Nebraska head coach from 2012-19. The Cornhuskers witnessed unprecedented success making their first NCAA tournament in 16 years during the 2013-14 season. He was named the Jim Phelan Award winner for National Coach of the Year and earned Big Ten Coach of the Year.

That season made Nebraska the talk of college basketball after reaching the tournament despite being selected to finish last in the Big Ten standings in the preseason poll. The Cornhuskers overcame a 1-5 start in conference play by winning 10 out of their last 12 games to finish fourth in the standings with an 11-7 record. Among those wins was a 60-51 victory over No. 9 Michigan State, the program's first road win over a top-10 program since 1997, and a 77-68 defeat of Wisconsin, who would later go on to advance to the 2014 Final Four.

The turnaround at Nebraska began immediately under Miles' wing with the Cornhuskers seeing a three-win improvement from 12 to 15 wins in the 2012-13 year. With just one returning starter, Miles and company defeated three NCAA Tournament teams and finished the year off with a victory over Purdue in the Big Ten Tournament.

After the success of the Huskers' NCAA Tournament appearance in 2013-14, the following season saw more firsts for the Nebraska program as they achieved a national ranking for the first time since 1995.

In 2017-18, Miles led the Cornhuskers to one of their most successful seasons in program history. Nebraska won 22 games, their most since the 1990-91 campaign, with a school record 13 wins in conference play and earned a bid to the NIT for their first postseason appearance in four seasons. In Miles' final season at Nebraska, the Huskers won 19 games and earned another top-25 ranking in the Associated Press poll. They advanced to their second-straight NIT.

Prior to his extended stint at Nebraska, Miles made a name for himself at Colorado State where he took the Rams to new heights and laid the foundation for what is now one of the top teams in the Mountain West. In five seasons at the helm, he increased his win total in each season with his best year being the 2011-12 campaign that saw CSU defeat a school-record three ranked teams en route to their first 20-plus win season since 1997-98. The Rams finished with a 20-12 record, put three players on the all-conference team, and advanced to the NCAA Tournament for the first time in nine years. For his efforts, Miles was named the District VIII Coach of the Year by the U.S. Basketball Writers Association.

Before going to CSU, Miles was the head coach of the Bison of North Dakota State for six seasons, where he guided the program through their transition to Division I. The Bison reached at least 16 wins in each of Miles' final five

seasons at the helm. One of their biggest moments came in 2005-06 against 13th-ranked Wisconsin. NDSU handed the Badgers a 62-55 loss, snapping Wisconsin's 27-game win streak against non-conference opponents. The loss was also just one of 10 non-conference home losses for the Badgers under hall of fame coach Bo Ryan. Miles was awarded the CBS Sportsline Division I Independent Coach of the Year and was a finalist for the Hugh Durham Mid-Major Coach of the Year Award.

Miles was also the catalyst for turning around Southwest Minnesota State University, who he guided for four seasons before joining North Dakota State. Prior to Miles' arrival, the Mustangs had just one winning season in the previous decade. Miles changed all of that by posting a 78-39 four-year total, including a program-record 28-win season in 2001. The Mustangs won the 2001 Northern Sun Intercollegiate Conference Championship as well as the NCAA North Central Regional Championship before advancing to the Division II Elite Eight. Miles was named the NSIC and North Central Region Coach of the Year Awards for his unprecedented success.

Miles made his head coaching debut as the head man at Mayville (N.D.) State University. The program was just 4-44 in the previous two seasons before Miles took over, and in the first of many instances of changing a program's culture, he was able to turn things around and led them to a 35-22 record in three seasons. Miles was inducted into the Mayville State Hall of Fame in 2016.

A native of Doland, S.D., Miles graduated from the University of Mary in Bismarck, N.D., in 1989. He then earned his master's degree in health and physical education from Northern State in 1990. In 2007, he was inducted into the University of Mary Hall of Fame.

Following his stint at Nebraska, Miles took a brief two-year pause from coaching, turning in his whistle for a microphone. He began working with the Big Ten Network, Fox Sports and FS1 as an analyst in 2019 and also lent his talents to a podcast called "Inside the Mind of Miles" as part of the "Field of 68" college basketball media network.

Miles and his wife, Kari, have a daughter, Ava, and a son, Gabe. They have a yellow lab, appropriately named Sammy.

SEASON-BY-SEASON WITH TIM MILES			
Year	School	Record	Postseason
1995-96	Mayville State	17-11 (9-3)	NAIA-II First Round
1996-97	Mayville State	18-11 (10-2)	NAIA-II First Round
1997-98	SW Minnesota State	16-11 (7-5)	
1998-99	SW Minnesota State	16-11 (7-5)	
1999-2000	SW Minnesota State	18-10 (12-6)	
2000-01	SW Minnesota State	28-7 (17-1)	NCAA DII Elite Eight
2001-02	North Dakota State	11-15 (5-13)	
2002-03	North Dakota State	20-11 (9-7)	
2003-04	North Dakota State	16-13 (8-6)	
2004-05	North Dakota State	16-12	
2005-06	North Dakota State	16-12	
2006-07	North Dakota State	20-8	
2007-08	Colorado State	7-25 (0-16)	
2008-09	Colorado State	9-22 (4-12)	
2009-10	Colorado State	16-16 (7-9)	CBI First Round
2010-11	Colorado State	19-13 (9-7)	NIT First Round
2011-12	Colorado State	20-12 (8-6)	NCAA First Round
2013-13	Nebraska	15-18 (5-13)	
2013-14	Nebraska	19-13 (11-7)	NCAA First Round
2014-15	Nebraska	13-18 (5-13)	
2015-16	Nebraska	16-18 (6-12)	
2016-17	Nebraska	12-19 (6-12)	
2017-18	Nebraska	22-11 (13-5)	NIT First Round
2018-19	Nebraska	19-17 (6-14)	NIT Second Round
2021-22	San José State	8-23 (1-17)	
2022-23	San José State	4-2 (0-0)	?
26 seasons		411-359 (.534)	3 NCAA (2 D1), 3 NIT



2022-23 San Jose St. Men's Basketball
Combined Team Statistics
All games

Game Records

Record	Overall	Home	Away	Neutral
ALL GAMES	5-2	3-1	1-0	1-1
CONFERENCE	0-0	0-0	0-0	0-0
NON-CONFERENCE	5-2	3-1	1-0	1-1

Score by Periods

Team	1st	2nd	OT	TOT
San Jose St.	268	245	0	513
Opponents	226	237	0	463

Team Box Score

No.	Player				Total		3-Point		F-Throw		Rebounds											
		GP-GS	MIN	AVG	FG-FGA	FG%	3FG-3FGA	3FG%	FT-FTA	FT%	OFF	DEF	TOT	AVG	PF	DQ	A	TO	BLK	STL	PTS	AVG
10	MOORE, Omari	7-7	233:51	33.4	36-88	.409	8-31	.258	12-19	.632	11	34	45	6.4	10	0	30	17	4	4	92	13.1
23	TOLBERT, Sage	7-7	180:36	25.8	30-49	.612	4-8	.500	14-20	.700	20	37	57	8.1	16	1	10	6	2	2	78	11.1
13	CARDENAS, Alvaro	7-7	228:20	32.6	27-66	.409	11-33	.333	4-4	1.000	1	16	17	2.4	15	0	27	8	0	2	69	9.9
15	ANDERSON, Trey	7-7	182:48	26.1	20-35	.571	11-22	.500	15-16	.938	7	21	28	4.0	15	1	11	10	2	1	66	9.4
31	GORENER, Tibet	7-0	132:31	18.9	16-43	.372	14-35	.400	5-6	.833	3	10	13	1.9	7	0	9	4	1	4	51	7.3
22	VAIHOLA, Robert	7-0	98:03	14.0	20-23	.870	0-0	.000	6-11	.545	13	24	37	5.3	8	0	3	11	1	1	46	6.6
0	AMEY, JR., Myron	3-0	41:16	13.8	7-16	.438	4-9	.444	1-2	.500	0	3	3	1.0	4	0	4	3	0	0	19	6.3
5	DIALLO, Ibrahim	7-7	113:50	16.3	19-30	.633	0-0	.000	4-13	.308	4	22	26	3.7	15	0	5	8	15	3	42	6.0
1	ANDERSON, Garrett	4-0	46:26	11.6	6-15	.400	4-10	.400	1-2	.500	2	2	4	1.0	3	0	2	0	0	0	17	4.3
33	SIMETH, Kevin	2-0	09:46	4.9	3-4	.750	0-0	.000	0-0	.000	1	5	6	3.0	1	0	0	1	0	0	6	3.0
25	PERRY, Ryen	1-0	02:24	2.4	0-0	.000	0-0	.000	2-2	1.000	0	0	0	0.0	0	0	0	0	0	1	2	2.0
4	TORBOR, Leo	3-0	20:60	7.0	3-4	.750	0-0	.000	0-5	.000	4	1	5	1.7	2	0	0	2	0	0	6	2.0
20	KING, Kellen	3-0	18:51	6.3	2-2	1.000	1-1	1.000	0-0	.000	0	2	2	0.7	0	0	2	3	0	1	5	1.7
11	ELDER, JT	5-0	34:01	6.8	3-10	.300	0-3	.000	0-0	.000	0	0	0	0.0	6	0	0	5	0	0	6	1.2
2	ALLEN, Max	7-0	49:08	7.0	3-9	.333	0-3	.000	2-4	.500	3	11	14	2.0	8	0	5	4	0	1	8	1.1
21	D'AUGUSTA, Nico	2-0	07:09	3.6	0-3	.000	0-3	.000	0-0	.000	0	0	0	0.0	1	0	0	0	0	0	0	0.0
Team											7	8	15					4				
Total		7	1400		195-397	.491	57-158	.361	66-104	.635	76	196	272	38.9	111	2	108	86	25	20	513	73.3
Opponents		7	1400		150-397	.378	57-155	.368	106-129	.822	54	137	191	27.3	101	0	66	53	9	38	463	66.1

Team Statistics

	SJSU	OPP
Scoring	513	463
Points per game	73.3	66.1
Scoring margin	+7.1	-
Field goals-att	195-397	150-397
Field goal pct	.491	.378
3 point fg-att	57-158	57-155
3-point FG pct	.361	.368
3-pt FG made per game	8.1	8.1
Free throws-att	66-104	106-129
Free throw pct	.635	.822
F-Throws made per game	9.4	15.1
Rebounds	272	191
Rebounds per game	38.9	27.3
Rebounding margin	+11.6	-
Assists	108	66
Assists per game	15.4	9.4
Turnovers	86	53
Turnovers per game	12.3	7.6
Turnover margin	-4.7	-
Assist/turnover ratio	1.3	1.2
Steals	20	38
Steals per game	2.9	5.4
Blocks	25	9
Blocks per game	3.6	1.3
Winning streak	1	-
Home win streak	0	-
Attendance	6802	1065
Home games-Avg/Game	4-1701	1-1065
Neutral site-Avg/Game	-	2-244

Team Results

Date	Opponent		Score	Att.
11/08/2022	Ga. Southern	W	63-48	2241
11/12/2022	Bethesda (CA)	W	90-68	1322
11/15/2022	Alabama St.	W	70-57	1587
11/17/2022	Hofstra	L	76-85	1652
11/19/2022	at Northern Colo.	W	80-69	1065
11/25/2022	vs North Texas	L	54-69	248
11/26/2022	vs Oakland	W	80-67	239

Game Records

Record	Overall	Home	Away	Neutral
ALL GAMES	5-2	3-1	1-0	1-1
CONFERENCE	0-0	0-0	0-0	0-0
NON-CONFERENCE	5-2	3-1	1-0	1-1

Team Results

Date	Opponent	Score	Att.	High Points	High Rebounds
11/08/2022	Ga. Southern	W 63-48	2241	(14) MOORE, Omari (14) CARDENAS, Alvaro	(9) MOORE, Omari
11/12/2022	Bethesda (CA)	W 90-68	1322	(14) VAIHOLA, Robert	(14) TOLBERT, Sage
11/15/2022	Alabama St.	W 70-57	1587	(19) MOORE, Omari	(7) TOLBERT, Sage
11/17/2022	Hofstra	L 76-85	1652	(17) GORENER, Tibet (17) CARDENAS, Alvaro	(12) TOLBERT, Sage
11/19/2022	at Northern Colo.	W 80-69	1065	(20) MOORE, Omari	(11) ANDERSON, Trey
11/25/2022	vs North Texas	L 54-69	248	(16) ANDERSON, Trey	(4) MOORE, Omari
11/26/2022	vs Oakland	W 80-67	239	(25) TOLBERT, Sage	(9) MOORE, Omari

Attendance Summary

	Games	Attend	Avg/Game
Home	4	6802	1701
Away	1	1065	1065
Neutral	2	487	244
Total	7	8354	1193

2022-23 Individual Game Highs

POINTS	25	Sage Tolbert, vs. Oakland, Nov. 26, 2022
FG Made	11	Sage Tolbert, vs. Oakland, Nov. 26, 2022
FG Attempts	19	Omari Moore, Alabama St., Nov. 15, 2022
FG PCT	1.000	Robert Vaihola, vs. Bethesda, Nov. 12, 2022
	1.000	Trey Anderson, vs. North Texas, Nov. 25, 2022
3PT FG Made	5	Tibet Gorener, vs. Hofstra, Nov. 17, 2022
3PT FG ATT	10	Tibet Gorener, vs. Hofstra, Nov. 17, 2022
FT Made	6	Sage Tolbert, at N. Colorado, Nov. 19, 2022
FT ATT	7	Omari Moore, Alabama St., Nov. 15, 2022
FT PCT	1.000	Sage Tolbert, at N. Colorado, Nov. 19, 2022
	1.000	Omari Moore, at N. Colorado, Nov. 19, 2022
	1.000	Trey Anderson, Ga. Southern, Nov. 8, 2022
Rebounds	14	Sage Tolbert, Bethesda, Nov. 12, 2022
Assists	9	Omari Moore, vs. Oakland, Nov. 26, 2022
Steals	2	Omari Moore, Alabama St., Nov. 15, 2022
	2	Sage Tolbert, vs. Oakland, Nov. 26, 2022
	2	Tibet Gorener, vs. Oakland, Nov. 26, 2022
Blocked Shots	8	Ibrahima Diallo, Alabama St., Nov. 15, 2022
Turnovers	6	Robert Vaihola, at N. Colo., Nov. 19, 2022
MInutes Played	40	Alvaro Cardenas, Alabama St., Nov. 15, 2022
	40	Alvaro Cardenas, at N. Colo., Nov. 19, 2022

2022-23 Team Highs

POINTS	90	Bethesda, Nov. 12, 2022
FG Made	38	Bethesda, Nov. 12, 2022
FG Attempts	83	Bethesda, Nov. 12, 2022
FG PCT	.586	vs. North Texas, Nov. 25, 2022
3PT FG Made	11	Hofstra, Nov. 17, 2022
3PT FG ATT	31	Bethesda, Nov. 12, 2022
FT Made	14	at Northern Colorado, Nov. 19, 2022
FT ATT	26	Alabama State, Nov. 15, 2022
FT PCT	.900 (9-10)	vs. Oakland, Nov. 26, 2022
Rebounds	67	Bethesda, Nov. 12, 2022
Assists	22	Bethesda, Nov. 12, 2022
	22	vs. Oakland, Nov. 26, 2022
Steals	5	vs. Oakland, Nov. 26, 2022
Blocked Shots	8	Alabama State, Nov. 15, 2022
Turnovers	20	vs. North Texas, Nov. 25, 2022
Fouls	20	Hofstra, Nov. 17, 2022

#0 AMEY, JR., Myron

Opponent	Date	GS	MIN	Total		3-Pointers		Free throws		Rebounds				PF	A	TO	BLK	STL	PTS	AVG
				FG-FGA	PCT	3FG-3FGA	PCT	FT-FTA	PCT	OFF	DEF	TOT	AVG							
Ga. Southern	11/08/2022		15:26	0-2	.000	0-1	.000	1-2	.500	0	2	2	2.0	1	0	1	0	0	1	1.0
Bethesda (CA)	11/12/2022		17:57	5-9	.556	3-6	.500	0-0	.000	0	1	1	1.5	2	2	2	0	0	13	7.0
Alabama St.	11/15/2022		07:54	2-5	.400	1-2	.500	0-0	.000	0	0	0	1.0	1	2	0	0	0	5	6.3
Totals		0	41:16	7-16	.438	4-9	.444	1-2	.500	0	3	3	1.0	4	4	3	0	0	19	6.3

Player Averages

Games Played	Minutes/game	Points/game	FG Pct	3FG Pct	FT Pct	Rebounds/game	Assists/game	Turnovers/game	Assist/Turnover ratio	Steals/game	Blocks/game
3	13.8	6.3	43.8	44.4	50.0	1.0	1.3	1.0	1.3	0.0	0.0

AMEY, JR., Myron

SEASON	TEAM	GP-GS	MIN/AVG	Field Goals		3-Point		F-Throws		Rebounds				Scoring						
				FG-FGA	FG%	3FG-3FGA	3FG%	FT-FTA	FT%	OFF	DEF	TOT	AVG	PF-FO	A	TO	BLK	STL	PTS	AVG
2021-22	SJSU	25-4	453/18.1	86-196	.439	32-85	.376	32-44	.727	19	54	73	2.9	22-0	21	32	3	18	236	9.4
2022-23	SJSU	3-0	41/13.8	7-16	.438	4-9	.444	1-2	.500	0	3	3	1.0	4-0	4	3	0	0	19	6.3
TOTAL		28-4	494/17.7	93-212	.439	36-94	.383	33-46	.717	19	57	76	2.7	26-0	25	35	3	18	255	9.1

Single Game Highs

Statistic	Value	
Points	32	vs Bethesda (CA) 01/08/22
Rebounds	12	vs San Diego St. 02/09/22
Assists	4	vs Utah St. 03/04/22
Steals	4	at Air Force 03/01/22
Blocks	2	at UNLV 01/22/22
FG Made	13	vs Bethesda (CA) 01/08/22
FG Attempts	21	vs Bethesda (CA) 01/08/22
3FG Made	5	vs UNLV 01/17/22, at Boise St. 02/05/22, vs Bethesda (CA) 01/08/22
3FG Attempts	9	vs Bethesda (CA) 01/08/22
FT Made	7	vs Wyoming 02/12/22, at Air Force 03/01/22
FT Attempts	8	vs Wyoming 02/12/22, at Air Force 03/01/22

#1 ANDERSON, Garrett

Opponent	Date	GS	MIN	Total		3-Pointers		Free throws		Rebounds				PF	A	TO	BLK	STL	PTS	AVG
				FG-FGA	PCT	3FG-3FGA	PCT	FT-FTA	PCT	OFF	DEF	TOT	AVG							
Bethesda (CA)	11/12/2022		08:47	1-4	.250	1-3	.333	0-0	.000	1	1	2	2.0	0	0	0	0	0	3	3.0
at Northern Colo.	11/19/2022		14:57	2-2	1.000	0-0	.000	1-2	.500	1	0	1	1.5	3	1	0	0	0	5	4.0
vs North Texas	11/25/2022		09:11	2-4	.500	2-3	.667	0-0	.000	0	0	0	1.0	0	0	0	0	0	6	4.7
vs Oakland	11/26/2022		13:31	1-5	.200	1-4	.250	0-0	.000	0	1	1	1.0	0	1	0	0	0	3	4.3
Totals		0	46:26	6-15	.400	4-10	.400	1-2	.500	2	2	4	1.0	3	2	0	0	0	17	4.3

Player Averages

Games Played	Minutes/game	Points/game	FG Pct	3FG Pct	FT Pct	Rebounds/game	Assists/game	Turnovers/game	Assist/Turnover ratio	Steals/game	Blocks/game
4	11.6	4.3	40.0	40.0	50.0	1.0	0.5	0.0	2.0	0.0	0.0

#2 ALLEN, Max

Opponent	Date	GS	MIN	Total		3-Pointers		Free throws		Rebounds				PF	A	TO	BLK	STL	PTS	AVG
				FG-FGA	PCT	3FG-3FGA	PCT	FT-FTA	PCT	OFF	DEF	TOT	AVG							
Ga. Southern	11/08/2022		07:08	0-0	.000	0-0	.000	0-0	.000	0	2	2	2.0	0	1	0	0	0	0	0.0
Bethesda (CA)	11/12/2022		12:39	0-4	.000	0-2	.000	0-0	.000	1	3	4	3.0	1	2	0	0	1	0	0.0
Alabama St.	11/15/2022		07:19	1-1	1.000	0-0	.000	1-2	.500	2	4	6	4.0	0	0	2	0	0	3	1.0
Hofstra	11/17/2022		03:14	0-0	.000	0-0	.000	0-0	.000	0	0	0	3.0	1	0	0	0	0	0	0.8
at Northern Colo.	11/19/2022		02:49	0-2	.000	0-1	.000	0-0	.000	0	1	1	2.6	0	0	0	0	0	0	0.6
vs North Texas	11/25/2022		05:34	0-0	.000	0-0	.000	1-2	.500	0	0	0	2.2	3	1	1	0	0	1	0.7
vs Oakland	11/26/2022		10:25	2-2	1.000	0-0	.000	0-0	.000	0	1	1	2.0	3	1	1	0	0	4	1.1
Totals		0	49:08	3-9	.333	0-3	.000	2-4	.500	3	11	14	2.0	8	5	4	0	1	8	1.1

Player Averages

Games Played	Minutes/game	Points/game	FG Pct	3FG Pct	FT Pct	Rebounds/game	Assists/game	Turnovers/game	Assist/Turnover ratio	Steals/game	Blocks/game
7	7.0	1.1	33.3	0.0	50.0	2.0	0.7	0.6	1.3	0.1	0.0

#4 TORBOR, Leo

Opponent	Date	GS	MIN	Total		3-Pointers		Free throws		Rebounds				PF	A	TO	BLK	STL	PTS	AVG
				FG-FGA	PCT	3FG-3FGA	PCT	FT-FTA	PCT	OFF	DEF	TOT	AVG							
Bethesda (CA)	11/12/2022		07:27	2-2	1.000	0-0	.000	0-0	.000	2	1	3	3.0	1	0	2	0	0	4	4.0
Hofstra	11/17/2022		04:05	0-1	.000	0-0	.000	0-0	.000	0	0	0	1.5	1	0	0	0	0	0	2.0
vs North Texas	11/25/2022		09:28	1-1	1.000	0-0	.000	0-5	.000	2	0	2	1.7	0	0	0	0	0	2	2.0
Totals		0	20:60	3-4	.750	0-0	.000	0-5	.000	4	1	5	1.7	2	0	2	0	0	6	2.0

Player Averages

Games Played	Minutes/game	Points/game	FG Pct	3FG Pct	FT Pct	Rebounds/game	Assists/game	Turnovers/game	Assist/Turnover ratio	Steals/game	Blocks/game
3	7.0	2.0	75.0	0.0	0.0	1.7	0.0	0.7	0.0	0.0	0.0

#5 DIALLO, Ibrahima

Opponent	Date	GS	MIN	Total		3-Pointers		Free throws		Rebounds				PF A TO BLK STL PTS AVG						
				FG-FGA	PCT	3FG-3FGA	PCT	FT-FTA	PCT	OFF	DEF	TOT	AVG	PF	A	TO	BLK	STL	PTS	AVG
Ga. Southern	11/08/2022	*	20:44	4-6	.667	0-0	.000	1-4	.250	0	6	6	6.0	1	2	1	2	1	9	9.0
Bethesda (CA)	11/12/2022	*	12:24	2-4	.500	0-0	.000	0-0	.000	1	1	2	4.0	1	1	0	0	0	4	6.5
Alabama St.	11/15/2022	*	18:47	2-4	.500	0-0	.000	2-5	.400	0	4	4	4.0	4	0	4	8	0	6	6.3
Hofstra	11/17/2022	*	22:07	3-6	.500	0-0	.000	0-0	.000	1	3	4	4.0	4	1	0	1	1	6	6.3
at Northern Colo.	11/19/2022	*	13:31	4-5	.800	0-0	.000	1-2	.500	1	3	4	4.0	2	0	0	0	0	9	6.8
vs North Texas	11/25/2022	*	14:56	2-2	1.000	0-0	.000	0-2	.000	0	3	3	3.8	1	1	2	2	0	4	6.3
vs Oakland	11/26/2022	*	11:21	2-3	.667	0-0	.000	0-0	.000	1	2	3	3.7	2	0	1	2	1	4	6.0
Totals		7	113:50	19-30	.633	0-0	.000	4-13	.308	4	22	26	3.7	15	5	8	15	3	42	6.0

Player Averages

Games Played	Minutes/game	Points/game	FG Pct	3FG Pct	FT Pct	Rebounds/game	Assists/game	Turnovers/game	Assist/Turnover ratio	Steals/game	Blocks/game
7	16.3	6.0	63.3	0.0	30.8	3.7	0.7	1.1	0.6	0.4	2.1

DIALLO, Ibrahima

SEASON	TEAM	GP-GS	MIN/AVG	Field Goals		3-Point		F-Throws		Rebounds				Scoring						
				FG-FGA	FG%	3FG-3FGA	3FG%	FT-FTA	FT%	OFF	DEF	TOT	AVG	PF-FO	A	TO	BLK	STL	PTS	AVG
2019-20	OSU	8-0	41/5.2	5-13	.385	0-0	.000	0-2	.000	8	7	15	1.9	6-0	0	4	3	0	10	1.3
2020-21	OSU	5-0	10/2.1	0-2	.000	0-0	.000	1-4	.250	3	1	4	0.8	0-0	0	0	1	0	1	0.2
2021-22	SJSU	13-12	287/22.1	44-88	.500	0-0	.000	13-36	.361	35	59	94	7.2	44-3	2	31	20	11	101	7.8
2022-23	SJSU	7-7	114/16.3	19-30	.633	0-0	.000	4-13	.308	4	22	26	3.7	15-0	5	8	15	3	42	6.0
TOTAL FOR SJSU	20-19	401/20.1	63-118	.534	0-0	.000	17-49	.347	39	81	120	6.0	59-3	7	39	35	14	143	7.2	
TOTAL	33-19	453/13.7	68-133	.511	0-0	.000	18-55	.327	50	89	139	4.2	65-3	7	43	39	14	154	4.7	

Single Game Highs

Statistic	Value	
Points	16	at California Baptist 11/18/21
Rebounds	13	at Air Force 03/01/22
Assists	2	vs Ga. Southern 11/08/22
Steals	3	vs Cal St. Fullerton 11/11/21
Blocks	8	vs Alabama St. 11/15/22
FG Made	7	at California Baptist 11/18/21, vs New Mexico 02/20/22
FG Attempts	11	vs New Mexico 02/20/22
FT Made	7	vs Northern Colo. 11/23/21
FT Attempts	8	vs Northern Colo. 11/23/21

#10 MOORE, Omari

Opponent	Date	GS	MIN	Total		3-Pointers		Free throws		Rebounds				PF	A	TO	BLK	STL	PTS	AVG
				FG-FGA	PCT	3FG-3FGA	PCT	FT-FTA	PCT	OFF	DEF	TOT	AVG							
Ga. Southern	11/08/2022	*	32:06	6-16	.375	0-5	.000	2-2	1.000	2	7	9	9.0	1	1	4	3	0	14	14.0
Bethesda (CA)	11/12/2022	*	22:03	5-10	.500	1-3	.333	1-2	.500	0	6	6	7.5	0	3	1	0	0	12	13.0
Alabama St.	11/15/2022	*	39:13	8-19	.421	1-7	.143	2-7	.286	1	4	5	6.7	0	4	1	0	2	19	15.0
Hofstra	11/17/2022	*	37:57	7-17	.412	2-5	.400	0-1	.000	0	5	5	6.3	3	6	5	0	1	16	15.3
at Northern Colo.	11/19/2022	*	37:34	7-16	.438	3-6	.500	3-3	1.000	5	2	7	6.4	3	4	0	1	1	20	16.2
vs North Texas	11/25/2022	*	31:36	2-4	.500	1-3	.333	4-4	1.000	1	3	4	6.0	3	3	5	0	0	9	15.0
vs Oakland	11/26/2022	*	33:22	1-6	.167	0-2	.000	0-0	.000	2	7	9	6.4	0	9	1	0	0	2	13.1
Totals		7	233:51	36-88	.409	8-31	.258	12-19	.632	11	34	45	6.4	10	30	17	4	4	92	13.1

Player Averages

Games Played	Minutes/game	Points/game	FG Pct	3FG Pct	FT Pct	Rebounds/game	Assists/game	Turnovers/game	Assist/Turnover ratio	Steals/game	Blocks/game
7	33.4	13.1	40.9	25.8	63.2	6.4	4.3	2.4	1.8	0.6	0.6

MOORE, Omari

SEASON	TEAM	GP-GS	MIN/AVG	Field Goals		3-Point		F-Throws		Rebounds				Scoring						
				FG-FGA	FG%	3FG-3FGA	3FG%	FT-FTA	FT%	OFF	DEF	TOT	AVG	PF-FO	A	TO	BLK	STL	PTS	AVG
2019-20	SJSU	31-20	600/19.3	59-117	.504	8-34	.235	25-34	.735	17	55	72	2.3	37-0	55	48	14	30	151	4.9
2020-21	SJSU	21-21	623/29.7	65-143	.455	8-32	.250	18-40	.450	17	94	111	5.3	45-0	68	49	20	32	156	7.4
2021-22	SJSU	30-29	1037/34.6	151-316	.478	33-77	.429	62-91	.681	44	121	165	5.5	65-3	138	114	32	33	397	13.2
2022-23	SJSU	7-7	234/33.4	36-88	.409	8-31	.258	12-19	.632	11	34	45	6.4	10-0	30	17	4	4	92	13.1
TOTAL		89-77	2494/28.0	311-664	.468	57-174	.328	117-184	.636	89	304	393	4.4	157-3	291	228	70	99	796	8.9

Single Game Highs

Statistic	Value
Points	28 vs Northern Colo. 11/23/21
Rebounds	13 vs Fresno St. 03/09/22
Assists	10 vs Air Force 01/25/20, vs New Mexico 02/20/22
Steals	8 vs New Mexico 03/04/20
Blocks	4 vs Utah St. 12/04/19
FG Made	11 vs Northern Colo. 11/23/21
FG Attempts	19 vs Alabama St. 11/15/22
3FG Made	4 vs Northern Colo. 11/23/21, at Nevada 02/15/22
3FG Attempts	7 at Nevada 02/15/22, vs Alabama St. 11/15/22
FT Made	7 at Stanford 11/15/21
FT Attempts	9 at Stanford 11/15/21

#11 ELDER, JT

Opponent	Date	GS	MIN	Total		3-Pointers		Free throws		Rebounds				PF	A	TO	BLK	STL	PTS	AVG
				FG-FGA	PCT	3FG-3FGA	PCT	FT-FTA	PCT	OFF	DEF	TOT	AVG							
Bethesda (CA)	11/12/2022		11:45	2-6	.333	0-2	.000	0-0	.000	0	0	0	0.0	2	0	0	0	0	4	4.0
Hofstra	11/17/2022		00:45	0-0	.000	0-0	.000	0-0	.000	0	0	0	0.0	2	0	0	0	0	0	2.0
at Northern Colo.	11/19/2022		02:49	0-1	.000	0-0	.000	0-0	.000	0	0	0	0.0	0	0	1	0	0	0	1.3
vs North Texas	11/25/2022		13:21	1-2	.500	0-1	.000	0-0	.000	0	0	0	0.0	1	0	2	0	0	2	1.5
vs Oakland	11/26/2022		05:21	0-1	.000	0-0	.000	0-0	.000	0	0	0	0.0	1	0	2	0	0	0	1.2
Totals		0	34:01	3-10	.300	0-3	.000	0-0	.000	0	0	0	0.0	6	0	5	0	0	6	1.2

Player Averages

Games Played	Minutes/game	Points/game	FG Pct	3FG Pct	FT Pct	Rebounds/game	Assists/game	Turnovers/game	Assist/Turnover ratio	Steals/game	Blocks/game
5	6.8	1.2	30.0	0.0	0.0	0.0	0.0	1.0	0.0	0.0	0.0

#13 CARDENAS, Alvaro

Opponent	Date	GS	MIN	Total		3-Pointers		Free throws		Rebounds				PF	A	TO	BLK	STL	PTS	AVG	
				FG-FGA	PCT	3FG-3FGA	PCT	FT-FTA	PCT	OFF	DEF	TOT	AVG								
Ga. Southern	11/08/2022	*	36:46	6-10	.600	2-5	.400	0-0	.000	0	2	2	2.0	3	0	0	0	0	14	14.0	
Bethesda (CA)	11/12/2022	*	19:09	2-7	.286	0-2	.000	0-0	.000	0	2	2	2.0	3	7	1	0	1	4	9.0	
Alabama St.	11/15/2022	*	40:00	6-10	.600	3-5	.600	2-2	1.000	0	2	2	2.0	0	4	1	0	0	17	11.7	
Hofstra	11/17/2022	*	38:01	7-16	.438	3-7	.429	0-0	.000	1	1	2	2.0	1	5	1	0	0	17	13.0	
at Northern Colo.	11/19/2022	*	40:00	4-12	.333	1-6	.167	0-0	.000	0	3	3	2.2	0	4	0	0	1	9	12.2	
vs North Texas	11/25/2022	*	26:51	0-5	.000	0-3	.000	2-2	1.000	0	3	3	2.3	4	2	2	0	0	2	10.5	
vs Oakland	11/26/2022	*	27:33	2-6	.333	2-5	.400	0-0	.000	0	3	3	2.4	4	5	3	0	0	6	9.9	
Totals			7	228:20	27-66	.409	11-33	.333	4-4	1.000	1	16	17	2.4	15	27	8	0	2	69	9.9

Player Averages

Games Played	Minutes/game	Points/game	FG Pct	3FG Pct	FT Pct	Rebounds/game	Assists/game	Turnovers/game	Assist/Turnover ratio	Steals/game	Blocks/game
7	32.6	9.9	40.9	33.3	100.0	2.4	3.9	1.1	3.4	0.3	0.0

CARDENAS, Alvaro

SEASON	TEAM	GP-GS	MIN/AVG	Field Goals		3-Point		F-Throws		Rebounds				Scoring						
				FG-FGA	FG%	3FG-3FGA	3FG%	FT-FTA	FT%	OFF	DEF	TOT	AVG	PF-FO	A	TO	BLK	STL	PTS	AVG
2021-22	SJSU	31-22	833/26.9	73-172	.424	34-90	.378	21-31	.677	9	66	75	2.4	92-3	81	59	0	29	201	6.5
2022-23	SJSU	7-7	228/32.6	27-66	.409	11-33	.333	4-4	1.000	1	16	17	2.4	15-0	27	8	0	2	69	9.9
TOTAL		38-29	1061/27.9	100-238	.420	45-123	.366	25-35	.714	10	82	92	2.4	107-3	108	67	0	31	270	7.1

Single Game Highs

Statistic	Value	
Points	17	vs Alabama St. 11/15/22, vs Hofstra 11/17/22
Rebounds	8	vs Bethesda (CA) 01/08/22
Assists	7	at California Baptist 11/18/21, vs Bethesda (CA) 01/08/22, vs Bethesda (CA) 11/12/22
Steals	3	vs North Dakota 12/03/21, at UNLV 01/22/22, at San Diego St. 02/25/22
FG Made	7	vs Hofstra 11/17/22
FG Attempts	16	vs Hofstra 11/17/22
3FG Made	4	at Pepperdine 12/06/21
3FG Attempts	8	at San Diego St. 02/25/22
FT Made	3	vs Nevada 02/17/22
FT Attempts	6	vs Nevada 02/17/22

#15 ANDERSON, Trey

Opponent	Date	GS	MIN	Total		3-Pointers		Free throws		Rebounds				PF	A	TO	BLK	STL	PTS	AVG
				FG-FGA	PCT	3FG-3FGA	PCT	FT-FTA	PCT	OFF	DEF	TOT	AVG							
Ga. Southern	11/08/2022	*	28:10	1-3	.333	1-2	.500	4-4	1.000	0	2	2	2.0	2	1	2	0	0	7	7.0
Bethesda (CA)	11/12/2022	*	16:51	2-8	.250	1-6	.167	0-0	.000	2	4	6	4.0	1	0	2	0	0	5	6.0
Alabama St.	11/15/2022	*	21:38	0-0	.000	0-0	.000	2-2	1.000	1	3	4	4.0	5	0	2	0	1	2	4.7
Hofstra	11/17/2022	*	26:58	2-4	.500	0-1	.000	2-2	1.000	0	1	1	3.3	0	4	0	0	0	6	5.0
at Northern Colo.	11/19/2022	*	33:09	3-5	.600	2-3	.667	3-4	.750	2	9	11	4.8	2	2	1	2	0	11	6.2
vs North Texas	11/25/2022	*	22:32	6-6	1.000	4-4	1.000	0-0	.000	1	1	2	4.3	2	1	2	0	0	16	7.8
vs Oakland	11/26/2022	*	33:30	6-9	.667	3-6	.500	4-4	1.000	1	1	2	4.0	3	3	1	0	0	19	9.4
Totals			7 182:48	20-35	.571	11-22	.500	15-16	.938	7	21	28	4.0	15	11	10	2	1	66	9.4

Player Averages

Games Played	Minutes/game	Points/game	FG Pct	3FG Pct	FT Pct	Rebounds/game	Assists/game	Turnovers/game	Assist/Turnover ratio	Steals/game	Blocks/game
7	26.1	9.4	57.1	50.0	93.8	4.0	1.6	1.4	1.1	0.1	0.3

ANDERSON, Trey

SEASON	TEAM	GP-GS	MIN/AVG	Field Goals		3-Point		F-Throws		Rebounds				Scoring						
				FG-FGA	FG%	3FG-3FGA	3FG%	FT-FTA	FT%	OFF	DEF	TOT	AVG	PF-FO	A	TO	BLK	STL	PTS	AVG
2019-20	USC	8-0	22/2.8	0-7	.000	0-3	.000	2-2	1.000	0	0	0	0.0	2-0	0	0	0	1	2	0.3
2020-21	USC	13-1	93/7.2	14-23	.609	2-8	.250	3-6	.500	9	6	15	1.2	9-0	4	1	0	2	33	2.5
2021-22	SJSU	30-25	800/26.7	95-203	.468	43-95	.453	29-44	.659	33	89	122	4.1	106-6	29	36	6	8	262	8.7
2022-23	SJSU	7-7	183/26.1	20-35	.571	11-22	.500	15-16	.938	7	21	28	4.0	15-1	11	10	2	1	66	9.4
TOTAL FOR SJSU	37-32	983/26.6	115-238	.483	54-117	.462	44-60	.733	40	110	150	4.1	121-7	40	46	8	9	328	8.9	
TOTAL	58-33	1098/18.9	129-268	.481	56-128	.438	49-68	.721	49	116	165	2.8	132-7	44	47	8	12	363	6.3	

Single Game Highs

Statistic	Value	
Points	23	vs Pacific 12/11/21
Rebounds	12	at Portland 12/17/21
Assists	4	vs Hofstra 11/17/22
Steals	1	12 times
Blocks	2	vs North Dakota 12/03/21, at Northern Colo. 11/19/22
FG Made	8	vs Pacific 12/11/21
FG Attempts	16	vs Pacific 12/11/21
3FG Made	5	vs Pacific 12/11/21
3FG Attempts	9	vs Pacific 12/11/21
FT Made	4	4 times
FT Attempts	8	at Fresno St. 01/11/22

#22 VAIHOLA, Robert

Opponent	Date	GS	MIN	Total		3-Pointers		Free throws		Rebounds				PF	A	TO	BLK	STL	PTS	AVG
				FG-FGA	PCT	3FG-3FGA	PCT	FT-FTA	PCT	OFF	DEF	TOT	AVG							
Ga. Southern	11/08/2022		09:30	1-3	.333	0-0	.000	0-0	.000	1	2	3	3.0	1	0	2	0	1	2	2.0
Bethesda (CA)	11/12/2022		15:51	6-6	1.000	0-0	.000	2-3	.667	4	6	10	6.5	1	0	1	0	0	14	8.0
Alabama St.	11/15/2022		15:10	3-4	.750	0-0	.000	1-2	.500	4	2	6	6.3	0	1	0	0	0	7	7.7
Hofstra	11/17/2022		10:02	3-3	1.000	0-0	.000	0-0	.000	0	3	3	5.5	1	1	0	0	0	6	7.3
at Northern Colo.	11/19/2022		13:41	3-3	1.000	0-0	.000	0-0	.000	2	4	6	5.6	3	0	6	0	0	6	7.0
vs North Texas	11/25/2022		15:35	0-0	.000	0-0	.000	2-4	.500	1	0	1	4.8	1	0	2	0	0	2	6.2
vs Oakland	11/26/2022		18:14	4-4	1.000	0-0	.000	1-2	.500	1	7	8	5.3	1	1	0	1	0	9	6.6
Totals		0	98:03	20-23	.870	0-0	.000	6-11	.545	13	24	37	5.3	8	3	11	1	1	46	6.6

Player Averages

Games Played	Minutes/game	Points/game	FG Pct	3FG Pct	FT Pct	Rebounds/game	Assists/game	Turnovers/game	Assist/Turnover ratio	Steals/game	Blocks/game
7	14.0	6.6	87.0	0.0	54.5	5.3	0.4	1.6	0.3	0.1	0.1

VAIHOLA, Robert

		Field Goals		3-Point		F-Throws		Rebounds				Scoring									
SEASON	TEAM	GP-GS	MIN/AVG	FG-FGA	FG%	3FG-3FGA	3FG%	FT-FTA	FT%	OFF	DEF	TOT	AVG	PF	FO	A	TO	BLK	STL	PTS	AVG
2021-22	Fresno	22-0	150/6.8	13-17	.765	0-0	.000	6-17	.353	13	30	43	2.0	13-0	5	9	5	1	1	32	1.5
2022-23	SJSU	7-0	98/14.0	20-23	.870	0-0	.000	6-11	.545	13	24	37	5.3	8-0	3	11	1	1	1	46	6.6
TOTAL FOR SJSU		7-0	98/14.0	20-23	.870	0-0	.000	6-11	.545	13	24	37	5.3	8-0	3	11	1	1	1	46	6.6
TOTAL		29-0	248/8.6	33-40	.825	0-0	.000	12-28	.429	26	54	80	2.8	21-0	8	20	6	2	78	2.7	

Single Game Highs

Statistic	Value	
Points	14	vs Bethesda (CA) 11/12/22
Rebounds	10	at New Mexico 01/25/22, vs Bethesda (CA) 11/12/22
Assists	2	at New Mexico 01/25/22
Steals	1	at Nevada 01/21/22, vs Ga. Southern 11/08/22
Blocks	2	vs Boise St. 01/28/22, vs Nevada 02/04/22
FG Made	6	vs Bethesda (CA) 11/12/22
FG Attempts	6	vs Bethesda (CA) 11/12/22
FT Made	2	vs Eastern Wash. 03/17/22, vs Bethesda (CA) 11/12/22, vs North Texas 11/25/22
FT Attempts	4	at New Mexico 01/25/22, vs Eastern Wash. 03/17/22, vs North Texas 11/25/22

#23 TOLBERT, Sage

Opponent	Date	GS	MIN	Total		3-Pointers		Free throws		Rebounds				PF	A	TO	BLK	STL	PTS	AVG	
				FG-FGA	PCT	3FG-3FGA	PCT	FT-FTA	PCT	OFF	DEF	TOT	AVG								
Ga. Southern	11/08/2022	*	25:53	4-6	.667	0-0	.000	0-0	.000	0	7	7	7.0	3	2	0	0	0	8	8.0	
Bethesda (CA)	11/12/2022	*	19:58	5-9	.556	0-1	.000	3-4	.750	8	6	14	10.5	0	3	0	0	0	13	10.5	
Alabama St.	11/15/2022	*	27:20	1-3	.333	0-0	.000	2-4	.500	4	3	7	9.3	5	1	1	0	0	4	8.3	
Hofstra	11/17/2022	*	29:44	3-7	.429	1-3	.333	1-2	.500	2	10	12	10.0	4	2	0	0	0	8	8.3	
at Northern Colo.	11/19/2022	*	30:06	5-11	.455	1-2	.500	6-6	1.000	3	4	7	9.4	2	1	1	0	0	17	10.0	
vs North Texas	11/25/2022	*	18:26	1-1	1.000	1-1	1.000	0-2	.000	1	2	3	8.3	1	1	2	1	0	3	8.8	
vs Oakland	11/26/2022	*	29:10	11-12	.917	1-1	1.000	2-2	1.000	2	5	7	8.1	1	0	2	1	2	25	11.1	
Totals			7	180:36	30-49	.612	4-8	.500	14-20	.700	20	37	57	8.1	16	10	6	2	2	78	11.1

Player Averages

Games Played	Minutes/game	Points/game	FG Pct	3FG Pct	FT Pct	Rebounds/game	Assists/game	Turnovers/game	Assist/Turnover ratio	Steals/game	Blocks/game
7	25.8	11.1	61.2	50.0	70.0	8.1	1.4	0.9	1.7	0.3	0.3

TOLBERT, Sage

SEASON	TEAM	GP-GS	MIN/AVG	Field Goals		3-Point		F-Throws		Rebounds				Scoring							
				FG-FGA	FG%	3FG-3FGA	3FG%	FT-FTA	FT%	OFF	DEF	TOT	AVG	PF-FO	A	TO	BLK	STL	PTS	AVG	
2020-21	Temple	1-0	8/7.7	0-2	.000	0-0	.000	0-0	.000	1	2	3	3.0	0-0	1	0	0	0	0	0	0.0
2021-22	Temple	29-11	458/15.8	29-67	.433	4-12	.333	27-44	.614	46	67	113	3.9	50-1	16	20	8	20	89	3.1	
2022-23	SJSU	7-7	181/25.8	30-49	.612	4-8	.500	14-20	.700	20	37	57	8.1	16-1	10	6	2	2	78	11.1	
TOTAL FOR SJSU		7-7	181/25.8	30-49	.612	4-8	.500	14-20	.700	20	37	57	8.1	16-1	10	6	2	2	78	11.1	
TOTAL		37-18	646/17.5	59-118	.500	8-20	.400	41-64	.641	67	106	173	4.7	66-2	27	26	10	22	167	4.5	

Single Game Highs

Statistic	Value
Points	25 vs Oakland 11/26/22
Rebounds	14 vs Bethesda (CA) 11/12/22
Assists	3 vs UMES 11/10/21, vs Bethesda (CA) 11/12/22
Steals	3 vs Houston 01/02/22, vs Tulane 03/11/22
Blocks	2 vs UMES 11/10/21
FG Made	11 vs Oakland 11/26/22
FG Attempts	12 vs Oakland 11/26/22
3FG Made	1 8 times
3FG Attempts	3 vs Hofstra 11/17/22
FT Made	6 at Northern Colo. 11/19/22
FT Attempts	6 at Houston 03/03/22, at Northern Colo. 11/19/22

#25 PERRY, Ryan

Opponent	Date	GS	MIN	Total		3-Pointers		Free throws		Rebounds				PF	A	TO	BLK	STL	PTS	AVG
				FG-FGA	PCT	3FG-3FGA	PCT	FT-FTA	PCT	OFF	DEF	TOT	AVG							
vs North Texas	11/25/2022		02:24	0-0	.000	0-0	.000	2-2	1.000	0	0	0	0.0	0	0	0	0	1	2	2.0
Totals			0	02:24	0-0	.000	0-0	.000	2-2	1.000	0	0	0	0.0	0	0	0	1	2	2.0

Player Averages

Games Played	Minutes/game	Points/game	FG Pct	3FG Pct	FT Pct	Rebounds/game	Assists/game	Turnovers/game	Assist/Turnover ratio	Steals/game	Blocks/game
1	2.4	2.0	0.0	0.0	100.0	0.0	0.0	0.0	0.0	1.0	0.0

#31 GORENER, Tibet

Opponent	Date	GS	MIN	Total		3-Pointers		Free throws		Rebounds				PF	A	TO	BLK	STL	PTS	AVG
				FG-FGA	PCT	3FG-3FGA	PCT	FT-FTA	PCT	OFF	DEF	TOT	AVG							
Ga. Southern	11/08/2022		24:18	2-6	.333	2-6	.333	2-2	1.000	0	2	2	2.0	2	3	0	0	1	8	8.0
Bethesda (CA)	11/12/2022		12:55	2-6	.333	1-2	.500	0-0	.000	1	4	5	3.5	0	2	1	0	1	5	6.5
Alabama St.	11/15/2022		22:39	2-5	.400	2-4	.500	1-2	.500	0	2	2	3.0	0	0	0	0	0	7	6.7
Hofstra	11/17/2022		27:08	6-13	.462	5-10	.500	0-0	.000	2	0	2	2.8	3	2	1	0	0	17	9.3
at Northern Colo.	11/19/2022		08:58	1-2	.500	1-2	.500	0-0	.000	0	1	1	2.4	2	0	0	0	0	3	8.0
vs North Texas	11/25/2022		19:00	1-3	.333	1-3	.333	0-0	.000	0	1	1	2.2	0	0	1	0	0	3	7.2
vs Oakland	11/26/2022		17:33	2-8	.250	2-8	.250	2-2	1.000	0	0	0	1.9	0	2	1	1	2	8	7.3
Totals		0	132:31	16-43	.372	14-35	.400	5-6	.833	3	10	13	1.9	7	9	4	1	4	51	7.3

Player Averages

Games Played	Minutes/game	Points/game	FG Pct	3FG Pct	FT Pct	Rebounds/game	Assists/game	Turnovers/game	Assist/Turnover ratio	Steals/game	Blocks/game
7	18.9	7.3	37.2	40.0	83.3	1.9	1.3	0.6	2.3	0.6	0.1

GORENER, Tibet

SEASON	TEAM	GP-GS	MIN/AVG	Field Goals		3-Point		F-Throws		Rebounds				Scoring						
				FG-FGA	FG%	3FG-3FGA	3FG%	FT-FTA	FT%	OFF	DEF	TOT	AVG	PF-FO	A	TO	BLK	STL	PTS	AVG
2020-21	UA	8-0	30/3.7	3-9	.333	3-9	.333	0-0	.000	0	6	6	0.8	4-0	1	3	0	0	9	1.1
2021-22	SJSU	30-23	810/27.0	78-221	.353	54-171	.316	18-29	.621	10	86	96	3.2	48-0	26	26	4	14	228	7.6
2022-23	SJSU	7-0	133/18.9	16-43	.372	14-35	.400	5-6	.833	3	10	13	1.9	7-0	9	4	1	4	51	7.3
TOTAL FOR SJSU	37-23	942/25.5	94-264	.356	68-206	.330	23-35	.657	.13	96	109	2.9	55-0	35	30	5	18	279	7.5	
TOTAL	45-23	972/21.6	97-273	.355	71-215	.330	23-35	.657	.13	102	115	2.6	59-0	36	33	5	18	288	6.4	

Single Game Highs

Statistic	Value	
Points	23	vs Bethesda (CA) 01/08/22
Rebounds	9	at Wyoming 01/19/22, vs Bethesda (CA) 01/08/22
Assists	3	vs Northern Colo. 11/23/21, at Portland 12/17/21, vs Ga. Southern 11/08/22
Steals	2	at Fresno St. 01/11/22, vs Colorado St. 01/15/22, vs Oakland 11/26/22
Blocks	2	at Portland 12/17/21
FG Made	8	vs Bethesda (CA) 01/08/22
FG Attempts	13	vs Santa Clara 12/21/21, at Nevada 02/15/22, vs Hofstra 11/17/22
3FG Made	5	vs Bethesda (CA) 01/08/22, vs Hofstra 11/17/22
3FG Attempts	11	at Nevada 02/15/22
FT Made	4	vs Pacific 12/11/21, at San Diego St. 02/25/22
FT Attempts	5	vs Pacific 12/11/21, at San Diego St. 02/25/22

#33 SIMETH, Kevin

Opponent	Date	GS	MIN	Total		3-Pointers		Free throws		Rebounds				PF	A	TO	BLK	STL	PTS	AVG
				FG-FGA	PCT	3FG-3FGA	PCT	FT-FTA	PCT	OFF	DEF	TOT	AVG							
Bethesda (CA)	11/12/2022		06:24	2-3	.667	0-0	.000	0-0	.000	1	5	6	6.0	1	0	1	0	0	4	4.0
vs North Texas	11/25/2022		03:22	1-1	1.000	0-0	.000	0-0	.000	0	0	0	3.0	0	0	0	0	0	2	3.0
Totals		0	09:46	3-4	.750	0-0	.000	0-0	.000	1	5	6	3.0	1	0	1	0	0	6	3.0

Player Averages

Games Played	Minutes/game	Points/game	FG Pct	3FG Pct	FT Pct	Rebounds/game	Assists/game	Turnovers/game	Assist/Turnover ratio	Steals/game	Blocks/game
2	4.9	3.0	75.0	0.0	0.0	3.0	0.0	0.5	0.0	0.0	0.0