



San José State University Men's Basketball

Contact: Amy Villa, Director of Athletics Media Relations
408-924-1216 - Office • 408-421-8604 Cell
amy.villa@sjsu.edu • www.sjsuspartans.com
For Immediate Release • February 10, 2023

2022-23 Schedule 14-10, 5-6 MW

NOV. 8	GEORGIA SOUTHERN	W, 63-48
NOV. 12	BETHESDA	W, 90-68
NOV. 15	ALABAMA STATE	W, 70-57
NOV. 17	HOFSTRA	L, 85-76
Nov. 19	at N. Colorado	W, 80-69
Nov. 25-27	Baha Mar Hoops Nassau Championship	
Nov. 25	vs. North Texas - FloHoops	L, 69-54
Nov. 26	vs. Oakland - FloHoops	W, 80-67
Nov. 27	vs. Ball State - FloHoops	W, 67-65
Dec. 3	at #11 Arkansas - SEC Network	L, 99-58
DEC. 6	CSU BAKERSFIELD	W, 58-48
Dec. 10	at Santa Clara	W, 75-64
Dec. 17	at Pacific	L, 59-58
DEC. 20	CAL POLY	W, 65-43
DEC. 28	UNLV	W-OT, 75-72
Dec. 30	at Colorado State	W, 78-70
Jan. 3	at Boise State	L, 67-64
JAN. 7	NEVADA	L, 67-40
JAN. 10	FRESNO STATE	W, 74-64
Jan. 17	at New Mexico - FS1	L, 77-57
Jan. 21	at Utah State	L, 75-74
JAN. 24	AIR FORCE	W, 82-52
Jan. 28	at San Diego State - FS1	L, 72-51
FEB. 4	WYOMING	W, 84-64
	CBS Sports Network	
Feb. 7	at Fresno State	L, 70-62
FEB. 11	UTAH STATE	7:00 p.m.
	CBS Sports Network	
Feb. 14	at UNLV	7:00 p.m.
FEB. 17	NEW MEXICO	7:30 p.m.
	CBS Sports Network	
Feb. 21	at Nevada	7:00 p.m.
FEB. 25	BOISE STATE	4:00 p.m.
FEB. 28	COLORADO STATE	8:00 p.m.
	CBS Sports Network	
March 4	at Air Force	1:00 p.m.
March 8-11	Mountain West Tournament	
	Thomas & Mack, Las Vegas, Nev.	
	* - Mountain West game	
	All times list PT & subject to change	
	All home games at Provident Credit Union	
	Event Center (1,000).	

Facebook - /SJSUMBB
Twitter - @SanJoseStateMBB
Instagram - @sanjosestatembb
Tik Tok - @sjsubasketball

Game 24

San José State (14-10, 5-6) vs. Utah State (19-6, 8-4)



Saturday, February 11

Walt McPherson Court

Provident Credit Union Event Center

San Jose, Calif. | 7 p.m. PT

CBS Sports Network

Jordan Kent (Play-by-Play), Pete Gillen (Analyst)

Listen - [KTRB 860 AM](#)

Justin Allegri (Play-by-Play)

Live Video - <https://www.cbssports.com/watch/cbs-sports-network>

Live Stats - <http://www.sjsustats.com>

San José State

Head Coach: Tim Miles
Record at SJSU: 22-33 (3 yrs.)
Career Record: 421-367 (26 yrs.)

Utah State

Head Coach: Ryan Odom
Record at USU: 37-22 (2nd yr.)
Career Record: 163-109 (9 yrs.)

SPARTANS LOOK TO AVENGE EARLIER LOSS TO UTAH STATE ON SATURDAY:

San José State hosts Utah State this Saturday evening inside the Provident Credit Union Event Center as the Spartans look to avenge a 75-74 loss to the Aggies in mid-January. The Aggies are coming off a 63-61 home loss to San Diego State Wednesday night.

San José State enters the game with a 14-10 overall record and 5-6 MW mark after falling at Fresno State, 70-62, Tuesday evening as Omari Moore led all scorers with 22 points. SJSU continues to sit in sixth place in the conference standings.

LIVE STATS: Live stats for most San José State men's basketball games can be found at <http://www.sjsustats.com>.

LIVE VIDEO: Saturday night's game will be broadcast on CBS Sports Network. Jordan Kent will handle the play-by-play duties with Pete Gillen as the analyst. Fans can find the channel on DirecTV 221, CBSsports.com/watch/live, Hulu, Fubo, and YouTube TV.

LISTEN LIVE : The Spartans will be broadcast over the air on KTRB, 860 AM and streamed on their website at <https://860amtheanswer.com/> with Justin Allegri.

ABOUT UTAH STATE: The Aggies enter the game with a 19-6 overall record and 8-4 MW mark. The team is currently fourth in the MW standings, just two games behind leader San Diego State. Utah State fell to the Aztecs, 63-61, Wednesday evening at home. Nationally, the Aggies are the top three-point shooting team

Possible Spartan Starters (as of 2/8)

13	Alvaro Cardenas	G	6-1	SO	10.3 ppg, 2.7 rpg, 3.3 apg
10	Omari Moore	G	6-6	SR	16.7 ppg, 4.9 rpg, 4.9 apg
15	Trey Anderson	F	6-7	JR	6.0 ppg, 2.5 rpg
23	Sage Tolbert III	F	6-8	SR	8.9 ppg, 7.5 rpg
5	Ibrahima Diallo	C	7-0	JR	6.3 ppg, 5.5 rpg, 1.8 bpg

-CON.-

Utah State.....	Comparison	San José State
79.6.....	Points/Game	68.1
71.0.....	Opp. PPG.....	66.3
+8.6.....	Scoring Margin.....	1.8
.483.....	FG%.....	.451
.432.....	Opp FG%.....	.420
.414.....	3PFG%.....	.340
.366.....	Opp 3PFG%.....	.346
.756.....	FT%.....	.673
.747.....	Opp FT%.....	.768
35.4.....	Reb/Game.....	37.3
31.2.....	Opp Reb/Game.....	29.3
+4.2.....	Reb. Margin.....	+7.9
17.2.....	Assists/Game.....	13.0
12.1.....	Turnovers/Game.....	12.2
3.6.....	Blocks/Game.....	3.8
4.8.....	Steals/Game.....	3.8

at 41.4 percent and ninth in three-pointers made at 10.04 per game. The team is also 22nd nationally in field goal percentage at 48.3 percent. Head coach Ryan Odom is in his second year at the helm of the program.

Utah State's Leaders

Points/Game	399, 16.0 pg	Steven Ashworth
Reb./Game	181, 7.2	Dan Akin
3pt Made	86	Steven Ashworth
Assists	114	Steven Ashworth
Blocks	27	Trevin Dorius
Steals	22	Steven Ashworth
Field Goal %	.454 (123-271)	Taylor Funk
3PT %	.473 (86-182)	Steven Ashworth
Free Throw %	.878 (79-90)	Steven Ashworth

Series Record - 22-69. The two teams first faced each other on December 23, 1935, as the Aggies won 40-36 in San Jose. Since the Spartans won the 1996 Big West Championship, 76-75 in overtime, over the Aggies in Reno, Utah State has won 36 of the past 38 meetings.

Last Two SJSU Wins in Series

70-67, February 18, 2008, San Jose
 64-62, February 28, 2018, San Jose - [Recap Link](#)

Earlier Meeting - 75-74, Utah State in Logan, 1/21/23

Tibet Görener came off the bench to lead the Spartans in scoring with a season-high 20 points as he was 6-for-9 from three-point range. **Sage Tolbert III** led the Spartans with eight rebounds. The Aggies' Max Shulga hit a free throw with 5.8 second left to give Utah State the win. The Spartans had a shot come up just short as the horn sounded in Logan.

Last 10 Series Meetings

2/28/2018	W	64-62	San Jose
1/16/2019	L	81-63	San Jose
1/30/2019	L	103-73	Logan
12/4/2019	L	71-59	San Jose
2/25/2020	L	94-56	Logan
12/21/2020	L	107-62	Logan
12/23/2020	L	85-52	Logan
2/3/2022	L	78-62	San Jose
3/4/2022	L	75-52	Logan
1/21/2023	L	75-74	Logan

HEAD COACH TIM MILES: San José State head coach **Tim Miles** is in second season at the school and in his 26th season



2022-23 Mountain West Standings (through 2/8)

Team	Conference			Overall		
	W	L	PCT	W	L	PCT
San Diego State	10	2	.833	19	5	.792
Nevada	9	3	.750	19	6	.760
Boise State	8	3	.727	18	6	.750
Utah State	8	4	.667	19	6	.760
New Mexico	6	5	.545	19	5	.792
San José State	5	6	.455	14	10	.583
UNLV	5	7	.417	16	8	.667
Fresno State	5	7	.417	9	14	.391
Air Force	3	9	.250	12	13	.480
Colorado State	3	9	.250	11	14	.440
Wyoming	2	9	.182	7	16	.304

Upcoming Schedule

Friday, February 10

NEW MEXICO at AIR FORCE* (FS1)7 p.m. MT
 FRESNO STATE at NEVADA* (FS1)8 p.m. PT

Saturday, February 11

UNLV at SAN DIEGO STATE* (FOX)..... 1 p.m. PT
 WYOMING at BOISE STATE* (CBSSN).....6 p.m. MT
 UTAH STATE at SAN JOSÉ STATE* (CBSSN) 7 p.m. PT

Tuesday, February 14

AIR FORCE at UTAH STATE* (MWN)7 p.m. MT
 SAN JOSÉ STATE at UNLV* (MWN) 7 p.m. PT
 WYOMING at NEW MEXICO* (CBSSN)8 p.m. MT

Wednesday, February 15

BOISE STATE at COLORADO STATE* (FS1).....8 p.m. MT
 SAN DIEGO STATE at FRESNO STATE* (CBSSN)8 p.m. PT

Friday, February 17

AIR FORCE at WYOMING* (FS1)8 p.m. MT
 NEW MEXICO at SAN JOSÉ STATE* (CBSSN)7:30 p.m. PT

Saturday, February 18

COLORADO STATE at FRESNO STATE* (CW59/MWN).....4 p.m. PT
 NEVADA at UTAH STATE* (CBSSN)6 p.m. MT

overall as a head coach. He was named the head coach on April 6, 2021, and made an immediate impact on the Spartan fans as he won his 400th career game in the opener of the 2021-22 season. The Spartans got a 78-76 win over Cal State Fullerton on November 11, 2021. Miles has a 421-367 coaching record including 22-33 at San José State.

NET RANKINGS (as of 2/10): The Spartans are currently ranked 110 in the NET Rankings after games played on February 9. After the win at Santa Clara, the Spartans jumped up from 191 to 132, with the win over the Broncos. SJSU has Quadrant 2 wins over Santa Clara and Colorado State, Quadrant 3 wins over Ball State and UNLV and nine Quadrant 4 wins.

QUIRKY FEBRUARY SCHEDULE: The Spartans' February schedule features road games on most Tuesdays and home weekend games. SJSU will play home games every weekend in the month, Wyoming on the 4th, Utah State on the 11th, New Mexico on Friday the 17th and Boise State on the 25th. The team will play three consecutive road Tuesday games at Fresno State, UNLV and Nevada with the final Tuesday game doubling as the team's final home game of the season against Colorado State.

CONSISTENCY IN STARTING LINEUP: This season, the Spartans have used the same lineup for all 24 games. This is a change from past years when San José State used 13 different starting lineups for the 2021-22 season.

Spartan Starting Lineup -Alvaro Cardenas, Omari Moore, Trey Anderson, Sage Tolbert III & Ibrahima Diallo

San José State is just one of seven teams nationwide to use the same starting lineup for every game this season (thru 2/9/23).

Gonzaga	Marshall	San José State
Hawaii	Princeton	
Marquette	Rice	

MOORE JOINS ELITE SPARTAN LIST & NOW MOVING ON UP:

January 17, 2023, a day that will live in **Omari Moore's** history as he became the 16th player in San José State history to score 1,000 career points. There wasn't much fanfare to the 1,000th point as Moore scored the point from the free throw line with 4:14 left in the game at New Mexico.

Moore moved into 12th place Tuesday night at Fresno State as he led all scorers with 22 points and enters the game with 1,104 career points. He needs 21 points for 11th place and 32 to join Johnnie Skinner in 10th place.

SAN JOSE STATE 1,000 CAREER POINTS SCORERS

Player	Seasons	G	FG	3FG	FT	Points
1. Ricky Berry	1986-88	84	619	113	416	1,767
2. Adrian Oliver	2009-11	80	585	138	442	1,750
3. Stu Inman	1947-50	123	591	0	322	1,504
4. Wally Rank	1977-80	102	562	0	308	1,432
5. Justin Graham	2007-11	119	460	57	295	1,272
6. Ryan Welage	2015-18	91	457	161	183	1,258
7. Chris McNealy	1981-83	81	504	2	226	1,236
8. Coby Dietrick	1968-70	72	465	0	243	1,173
9. Terry Cannon	1990-92, 94	97	414	114	209	1,139
10. Johnnie Skinner	1971-73	73	481	0	174	1,136
11. Ken Mickey	1974, 76-77	82	427	0	271	1,125
12. Omari Moore	2020-C	106	420	91	173	1,104
13. Sid Williams	1978-81	111	485	0	125	1,095
14. S.T. Saffold	1964-66	72	421	0	205	1,050
14. Olivier St. Jean	1996-97	51	373	44	260	1,050
16. Carroll Williams	1953-55	75	304	0	441	1,049

STARTING LINEUP SCORING SUCCESS VS. WYOMING: For the first time this year, all five Spartan starters scored in double figures in the same game. Against Wyoming on February 4, **Omari Moore** led the team with 29 points, followed by **Sage Tolbert** with 14 points and **Alvaro Cardenas** with 13 points. **Trey Anderson** scored 10 points, his first double-figure game since the Bahamas, while **Ibrahima Diallo** recorded his first double-double of the year with 10 points and 10 rebounds.

SJSU'S RECORD WHEN ...

home.....	9-2
away.....	3-7
neutral.....	2-1
overtime.....	0-0
games decided by 3 pts or less.....	2-3
games decided by 4-5 pts.....	0-0
games decided by 6-10 pts.....	3-2
games decided by 11-19 pts.....	5-1
games decided by 20+ pts.....	4-4
vs. Top 25.....	0-1
vs. Top 10.....	0-0
vs. Power 5 opponents.....	0-1
scoring first.....	8-7
leading at the half.....	10-3
tied at the half.....	2-0
trailing at the half.....	2-7
leading with 10 mins remaining.....	12-4
tied with 10 mins remaining.....	1-0
trailing with 10 mins remaining.....	1-6
leading with 5 mins remaining.....	12-2
tied with 5 mins remaining.....	2-0
trailing with 5 mins remaining.....	0-8
SJSU shoots 50% or better.....	4-1
SJSU shoots less than 50%.....	10-9
SJSU shoots better than opponent.....	13-3
SJSU shoots the same as opponent.....	0-0
SJSU shoots worse than opponent.....	1-7
Opponent shoots 50% or better.....	0-5
Opponent shoots less than 50%.....	14-5
SJSU outrebounds opponent.....	13-7
Opponent outrebounds SJSU.....	0-3
SJSU equals opponent in rebs.....	1-0
SJSU shoots 80% or better from FT line.....	4-2
SJSU has more FT attempts.....	6-2
Opponent has more FT attempts.....	6-7
SJSU equals opponent in FT attempts.....	2-1
SJSU shoots 40% or better from 3.....	5-4
SJSU has less turnovers than opponent.....	2-2
SJSU has more turnovers than opponent.....	10-7
SJSU equals opponent in turnovers.....	1-1
SJSU scores 100+ pts.....	0-0
SJSU scores 90-99 pts.....	1-0
SJSU scores 80-89 pts.....	1-0
SJSU scores 70-79 pts.....	5-2
SJSU scores 60-69 pts.....	3-2
SJSU scores 50-59.....	1-5
SJSU scores less than 50 pts.....	0-1
Opponent scores 100+ pts.....	0-0
Opponent scores 90-99 pts.....	0-1
Opponent scores 80-89 pts.....	0-1
Opponent scores 70-79 pts.....	2-4
Opponent scores 60-69 pts.....	7-3
Opponent scores 50-59.....	2-1
Opponent scores less than 50 pts.....	3-0
On Monday.....	0-0
On Tuesday.....	6-3
On Wednesday.....	1-0
On Thursday.....	0-1
On Friday.....	0-1
On Saturday.....	6-5
On Sunday.....	1-0
In November.....	6-2
In December.....	5-2
In January.....	2-5
In February.....	1-1
In March.....	0-0
On National TV (ESPN, ESPN2, CBS Sports Network, FS1, FS2, Stadium)..	1-2
On NBC Sports Bay Area/California.....	3-1
On Mountain West Network.....	6-4
Miscellaneous	
Current Streak.....	Lost 1
Home court streak.....	Won 3
Neutral court streak.....	Won 2
Road Streak.....	Lost 5
All-Time Record 112th Season (2,687 games).....	1,186-1,501 (.440)

STRONG SHOOTING NIGHT PROPELS SJSU TO WIN: In the only game against Wyoming this season, the Spartans shot 56.6 percent from the field, 30-53. San José State is 4-1 when shooting over 50 percent in a game with wins over Air Force (57.6%), Wyoming, Oakland (55.4%) and Fresno State (54.4%). The only loss came to North Texas in the Bahamas (58.6%).

MOST MW WINS SINCE 2016-17: Heading into the game with five Mountain West wins, this Spartan team has recorded the second-most MW wins in school history. The Spartans would need two more wins to match the 2016-17 team who went 7-11 in MW play that season. The 2015-16 team finished 4-14 in the MW as the only other team to win more than three conference games since SJSU joined the MW in 2013-14.

MOORE HAS A GAME NOT MATCHED BY MANY SPARTANS:

Against Air Force, **Omari Moore** scored 26 points, dished out six assists and grabbed four rebounds. In doing so, he is just the third Spartan since 1996-97 to have 25+ points, 6+ assists and 4+ rebounds in a game, joining Justin Graham and Adrian Oliver who did it during the 2010-11 season. All three games happened in the month of January and were played at the Provident Credit Union Event Center.

- Justin Graham - 29 points, 8 rebounds, 7 assists - 1/6/2011
- Adrian Oliver - 25 points, 10 rebounds, 8 assists - 1/29/11
- Omari Moore - 26 points, 4 rebounds, 6 assists - 1/24/23

SPARTANS THAW OUT A BIT IN WIN OVER AIR FORCE:

SJSU found a bit of offense against Air Force as the Spartans won 82-52 Tuesday night inside the Provident Credit Union Event Center. Three Spartans scored in double figures - Omari Moore with 26, Robert Vaihola with 18 and Alvaro Cardenas with 12. As a team, SJSU shot 57.6 percent from the field (34-59). All 14 dressed players saw action in the game.

LARGEST MARGIN OF VICTORY IN MW PLAY: The 30-point win over Air Force on January 24, (82-52) is the largest margin of victory for San José State in a Mountain West game since joining the conference in 2013-14. Ironically, the previous largest margin was 21 against Air Force on January 30, 2016.

DOING MOORE FOR THE SPARTANS: **Omari Moore** continues to prove why he is a captain on this Spartan team as he leads the team in scoring at 16.7 points per game and has dished out a team-best 119 assists, including nine in a win over Oakland. He is shooting 44.5 percent from the field (145-326). He has 16 steals and averages 36 minutes played. Moore led the team in scoring in 15 games this season, the most recent 22 points at Fresno State.

JANUARY FREEZE: Usually, the January deep freeze happens in Canada during the winter months. Unfortunately, January was not nice to the Spartans as the team finished 2-5 in the month. The team averaged 63.1 points per game and shot just 29.2 percent from three-point range.

On the positive side, **Omari Moore** averaged 17.7 points and 5.0 rebounds per game. He became the 16th Spartans in school history to score 1,000 career points with 24 points in the loss at

MW Player of the Week

- Nov. 14 Darrion Trammell, Sr., G, San Diego State
- Nov. 21 EJ Harkless, Sr., G, UNLV
- Nov. 28 Morris Udeze, Sr., F, New Mexico
- Dec. 5 Max Rice, Sr., G, Boise State
- Dec. 12 Noah Reynolds, So., G, Wyoming
- Dec. 19 Isaiah Stevens, Sr., G, Colorado State
- Dec. 26 Will Baker, R-Jr., C, Nevada
- Jan. 2 Matt Bradley, Sr., G, San Diego State
- Jan. 9 EJ Harkless, Sr., G, UNLV
- Jan. 16 Jaelen House, Sr., G, New Mexico
- Jan. 23 Jamal Mashburn, Jr., Jr., G, New Mexico
- Jan. 30 EJ Harkless, Sr., G, UNLV
- Feb. 6 Jarod Lucas, Sr., G, Nevada

MW Freshman of the Week

- Nov. 14 Darrion Williams, F, Nevada
- Nov. 21 Darrion Williams, F, Nevada
- Nov. 28 Corbin Green, F, Air Force
- Dec. 5 Donovan Dent, G, New Mexico
- Dec. 12 Rytis Petraitis, F, Air Force
- Dec. 19 Rytis Petraitis, F, Air Force
- Dec. 26 Rytis Petraitis, F, Air Force
- Jan. 2 Rytis Petraitis, F, Air Force
- Jan. 9 Nick Davidson, F, Nevada
- Jan. 16 Marcell McCreary, G, Air Force
- Jan. 23 Rytis Petraitis, F, Air Force
- Jan. 30 Darrion Williams, F, Nevada
- Feb. 6 Nate Barnhart, F, Wyoming

MW Statistics (All Games) (thru 2/8)

Scoring - 5th.....	Omari Moore, 16.67 pg
Rebounding - 3rd.....	Sage Tolbert, 7.54 pg
Rebounding - 8th.....	Robert Vaihola, 6.08 pg
Rebounds - 13th.....	Ibrahima Diallo, 5.54 pg
Offensive Rebounds - 2nd.....	Robert Vaihola, 2.58 pg
Offensive Rebounds - 3rd.....	Sage Tolbert, 2.33 pg
Offensive Rebounds - T15th.....	Ibrahima Diallo, 1.67 pg
Defensive Rebounds - 6th.....	Sage Tolbert, 5.21 pg
FG Percentage - 10th.....	Omari Moore, .445
FT Percentage - 9th.....	Omari Moore, .782
3PT FG Made - T10th.....	Alvaro Cardenas, 1.75 pg
3PT FG Made - T10th.....	Omari Moore, 1.75 pg
Assists - 1st.....	Omari Moore, 4.96 pg
Assists - 12th.....	Alvaro Cardenas, 3.29 pg
Blocked Shots - 1st.....	Ibrahima Diallo, 1.79 pg
Assist/Turnover Ratio - 3rd.....	Alvaro Cardenas, 79/40, 1.98
Assist/Turnover Ratio - 5th.....	Omari Moore, 119/67, 1.78
Minutes Played - 1st.....	Omari Moore, 36.02 pg
Minutes Played - 8th.....	Alvaro Cardenas, 33.24 pg

MW Statistics (MW Games)

Scoring - 3rd.....	Omari Moore, 19.91 pg
Rebounding - T4th.....	Robert Vaihola, 6.82 pg
Rebounding - T4th.....	Sage Tolbert, 6.82 pg
Rebounds - T11th.....	Ibrahima Diallo, 5.73 pg
Offensive Rebounds - 1st.....	Robert Vaihola, 2.91 pg
Offensive Rebounds - 7th.....	Ibrahima Diallo, 2.18 pg
Offensive Rebounds - 11th.....	Sage Tolbert, 2.00 pg
Defensive Rebounds - 5th.....	Sage Tolbert, 4.82 pg
FG Percentage - 11th.....	Omari Moore, .450
FT Percentage - 6th.....	Omari Moore, .843
3PT FG Made - T6th.....	Omari Moore, 2.18 pg
3PT FG Made - 12th.....	Alvaro Cardenas, 2.00 pg
3PT FG Made - 15th.....	Tibet Görener, , 1.90 pg
Assists - 2nd.....	Omari Moore, 5.55 pg
Assists - 12th.....	Alvaro Cardenas, 3.45 pg
Blocked Shots - 3rd.....	Ibrahima Diallo, 1.36 pg
Blocked Shots - 13th.....	Robert Vaihola, 0.82 pg
Steals - 9th.....	Alvaro Cardenas, 1.27 pg
Assist/Turnover Ratio - 6th.....	Alvaro Cardenas, 38/19, 2.00
Assist/Turnover Ratio - 9th.....	Omari Moore, 61/35, 1.74
Minutes Played - 2nd.....	Omari Moore, 38.32 pg
Minutes Played - 11th.....	Alvaro Cardenas, 32.26 pg

Miscellaneous Stats**Career Triple-Doubles****Omari Moore - 1**

18 points, 10 rebounds, 10 assists,
vs. New Mexico, Feb. 20, 2022

Career Double-Doubles (SJSU only)**Omari Moore - 4**

15 points, 11 rebounds,
vs. Fresno Pacific, Dec. 9, 2020
14 points, 10 rebounds,
vs. New Mexico, Jan. 21, 2021
13 points, 10 rebounds, at Portland, Dec. 17, 2021
19 points, 13 rebounds,
vs. Fresno State, March 9, 2022 (MW Tour.)

Sage Tolbert III - 4

13 points, 14 rebounds -
vs. Bethesda, Nov. 12, 2022
12 points, 11 rebounds,
at #11 Arkansas, Dec. 3, 2022
18 points, 12 rebounds, at Santa Clara, Dec. 10, 2022
11 points, 13 rebounds,
at Colorado State, Dec. 31, 2022

Ibrahima Diallo - 3

16 points, 10 rebounds -
at California Baptist, Nov. 18, 2021
10 points, 13 rebounds - at Air Force, March 1, 2022
10 points, 10 rebounds, vs. Wyoming, Feb. 4, 2023

Robert Vaihola - 2

14 points, 10 rebounds -
vs. Bethesda, Nov. 12, 2022
18 points, 10 rebounds -
vs. Air Force, Jan. 24, 2023

Trey Anderson - 2

15 points, 12 rebounds, at Portland, Dec. 17, 2021
11 points, 11 rebounds,
at Northern Colorado, Nov. 19, 2022

MJ Amey - 1

23 points, 12 rebounds,
vs. San Diego State, Feb. 9, 2022

Career 20+ point games**Omari Moore - 13**

28, vs. Northern Colorado, Nov. 23, 2021
20, vs. Air Force, Jan. 25, 2022
22, at Nevada, Feb. 15, 2022
20, at San Diego State, Feb. 25, 2022
20, at Northern Colorado, Nov. 19, 2022
21, at #11 Arkansas, Dec. 3, 2022
24, at Santa Clara, Dec. 10, 2022
29, at Colorado State, Dec. 31, 2022
22, at Boise State, Jan. 3, 2023
24, at New Mexico, Jan. 17, 2023
26 - vs. Air Force, Jan. 24, 2023
29 - vs. Wyoming, Feb. 4, 2023
22 - at Fresno State, Feb. 7, 2023

Tibet Görener - 2

23, vs. Bethesda, January 8, 2022
20, at Utah State, January 21, 2023

Sage Tolbert - 1

25 - vs. Oakland, Nov. 26, 2022

Alvaro Cardenas - 1

20 - vs. Fresno State, Jan. 10, 2023

MJ Amey - 4

32, vs. Bethesda, January 8, 2022
23, vs. UNLV, January 17, 2022
24, at Boise State, February 5, 2022
23, vs. San Diego State, February 9, 2022

Career 10+ rebound games**Ibrahima Diallo - 7**

10, at California Baptist, Nov. 18, 2021
12, vs. North Dakota, Dec. 3, 2021
10, at Pepperdine, Dec. 6, 2021
13, at Air Force, March 1, 2022
11 - vs. CSU Bakersfield, Dec. 6, 2022
10, at Santa Clara, Dec. 10, 2022
10, vs. Wyoming, Feb. 4, 2023

Omari Moore - 5

11, vs. Fresno Pacific, Dec. 9, 2020
10, vs. New Mexico, Jan. 23, 2021
10, at Portland, Dec. 17, 2021
10, vs. New Mexico, Feb. 20, 2022
13, vs. Fresno State, March 9, 2022
(MW Tournament)

Sage Tolbert III - 6

14, vs. Bethesda, Nov. 12, 2022
12, vs. Hofstra, Nov. 17, 2022
11, at #11 Arkansas, Dec. 3, 2022
12, at Santa Clara, Dec. 10, 2022
13, at Colorado State, Dec. 31, 2022
10, at Fresno State, Feb. 7, 2023

Robert Vaihola - 4

10, at New Mexico, Jan. 25, 2022 (at Fresno State)
10, vs. Bethesda, Nov. 12, 2022
13 - vs. UNLV, Dec. 28, 2022
10 - at New Mexico, Jan. 17, 2023

Trey Anderson - 2

12, at Portland, Dec. 17, 2021
11, at Northern Colorado, Nov. 19, 2022

MJ Amey - 1

12, vs. San Diego State, February 9, 2022

20+ points games in 2022-23**Omari Moore - 9**

20, at Northern Colorado, Nov. 19, 2022
21, at #11 Arkansas, Dec. 3, 2022
24, at Santa Clara, Dec. 10, 2022
29, at Colorado State, Dec. 31, 2022
22, at Boise State, Jan. 3, 2023
24, at New Mexico, Jan. 17, 2023
26 - vs. Air Force, Jan. 24, 2023
29 - vs. Wyoming, Feb. 4, 2023
22 - at Fresno State, Feb. 7, 2023

Sage Tolbert - 1

25 - vs. Oakland, Nov. 26, 2022

Alvaro Cardenas - 1

20 - vs. Fresno State, Jan. 10, 2023

Tibet Görener - 1

20, at Utah State, January 21, 2023

10+ rebound games in 2022-23**Sage Tolbert III - 6**

14, vs. Bethesda, Nov. 12, 2022
12, vs. Hofstra, Nov. 17, 2022
11 at #11 Arkansas, Dec. 3, 2022
12, at Santa Clara, Dec. 10, 2022
13, at Colorado State, Dec. 31, 2022
10, at Fresno State, Feb. 7, 2023

Robert Vaihola - 4

10, vs. Bethesda, Nov. 12, 2022
13 - vs. UNLV, Dec. 28, 2022
10, at New Mexico, Jan. 17, 2023
10, vs. Air Force, Jan. 24, 2023

Ibrahima Diallo - 3

11 - vs. CSU Bakersfield, Dec. 6, 2022
10 - at Santa Clara, Dec. 10, 2022
10 - vs. Wyoming, Feb. 4, 2023

Trey Anderson - 1

11, at Northern Colorado, Nov. 19, 2022

Double-Doubles in 2022-23**Sage Tolbert III - 4**

13 points, 14 rebounds -
vs. Bethesda, Nov. 12, 2022
12 points, 11 rebounds,
at #11 Arkansas, Dec. 3, 2022
18 points, 12 rebounds,
at Santa Clara, Dec. 10, 2022
11 points, 13 rebounds,
at Colorado State, Dec. 31, 2022

Robert Vaihola - 2

14 points, 10 rebounds -
vs. Bethesda, Nov. 12, 2022
18 points, 10 rebounds - vs. Air Force, Jan. 24, 2023

Trey Anderson - 1

11 points, 11 rebounds,
at Northern Colorado, Nov. 19, 2022

Ibrahima Diallo - 1

10 points, 10 rebounds, vs. Wyoming, Feb. 4, 2023

New Mexico. He and **Alvaro Cardenas** dished out 38 and 29 assists respectively, while **Ibrahima Diallo** blocked 10 shots.

40+ POINT HALVES: The Spartans have scored 40 or more points in 10 halves this season, the latest coming against Wyoming on February 4 when SJSU scored 45 points in the second half. The Spartans are 8-1 in those games (scored 40+ in both halves against Bethesda).

47 - 1st half vs. Oakland, 11/26 (W)

46 - 2nd half at Santa Clara, 12/10 (W)

46 - 1st half vs. Air Force, 1/24 (W)

45 - Both halves vs. Bethesda, 11/12 (W)

45 - 2nd half at Colorado State, 12/31 (W)

45 - 2nd half vs. Wyoming, 2/4 (W)

41 - 1st half vs. Hofstra, 11/17 (L)

41 - 1st half at Northern Colorado, 11/19 (W)

41 - 1st half vs. UNLV, 12/28 (W)

GÖRENER BRINGS A LIFT OFF THE BENCH AT AGGIES: At Utah State, **Tibet Görener** came off the bench to lead the Spartans in scoring with a season-best 20 points. He was 7-of-11 from the field, making a career-best 6 three-pointers. He also grabbed two rebounds in 28 minutes of action.

DISHING OUT THE ROCK: The Spartan duo of **Omari Moore** and **Alvaro Cardenas** are two of the best to dish out the ball during Mountain West play. Moore has 61 assists in 11 games, the second-most in conference play. He has dished out five or more assists in nine of the 11 MW games played. Cardenas has 38 assists in the 11 games, the 12th-highest total as he dished out nine assists in the win over Fresno State.

GUARANTEED WINNING HOME RECORD: For the first time since the 2016-17 season, the Spartans are guaranteed a winning home record. The 82-52 win over Air Force gave SJSU eight home wins with five home games to go on the season. The Spartans are currently 9-2 inside the friendly confines of the Provident Credit Union Event Center. The 2016-17 Spartan team finished 9-7 at The Event Center and 14-16 overall.

CARDENAS REACHES 20-POINT PLATEAU IN WIN OVER FRESNO STATE: **Alvaro Cardenas** scored a career-best 20 points and dished out a career-high nine assists to lead the San José State to a 74-64 home win over Fresno State on January 10. Cardenas was 7-of-14 from the field including 6-of-11 from three-point range.

SPORTSCENTER TOP-10 PLAY - JAN. 3, 2023: After an amazing dunk in the second half of the San José State-Boise State game on January 3, **Omari Moore** made an appearance on ESPN's Sportscenter Top-10 with the #3 [Play of the Day](#).

CAREER RANKINGS: Two Spartans rank among the San José State best in three categories. **Omari Moore** is in fifth place all-time in assists at 380, fifth in blocked shots at 81, and tied for sixth all-time in steals with 111.

Ibrahima Diallo is ninth in blocked shots with 63 and needs two to move into eighth place with Isaac Thornton.

Current Spartans In The SJSU Career Record Books

ASSISTS

	Name	Seasons	G	AST
1.	Justin Graham	2007-11	119	508
2.	Michael Dixon	1982-85	107	477
3.	Ken Mickey	1974, 76-77	82	476
4.	Mike Mendez	1978-81	108	469
5.	Omari Moore	2020-C	106	380
6.	Marmet Williams	1994-98	112	318
7.	Jalen James	2013-18	117	274
8.	D.J. Brown	2012-14	91	266
	Ricky Berry	1986-88	84	266
10.	Terry Cannon	1990-92	97	259

BLOCKED SHOTS (Since 1979)

	Name	Seasons	G	BS
1.	Gerald Thomas	1984, 86-88	113	127
2.	Brandon Clarke	2016-17	61	116
3.	Chris Oakes	2008-10	83	111
4.	Menelik Barbary	2006-07	61	87
5.	Omari Moore	2020-C	106	81
5.	Chris McNealy	1981-83	81	81
7.	Darnell Williams	2000-01	58	75
8.	Isaac Thornton	2013-17	121	65
9.	Ibrahima Diallo	2021-C	37	63
10.	Lance Holloway	2004, 06-08	87	58
10.	Kevin Logan	1990-93	106	58

STEALS (Since 1979)

	Name	Seasons	G	ST
1.	Justin Graham	2007-11	119	209
2.	Isaac Thornton	2013-17	121	145
3.	Tito Addison	1995-97	84	125
4.	Mike Mendez	1979-81	86	114
5.	Terry Cannon	1990-92, 94	97	113
6.	Omari Moore	2020-C	106	111
6.	Marmet Williams	1994-98	112	111
8.	Chris McNealy	1981-83	81	109
9.	Isaac Thornton	2013-16	91	106
9.	Michael Dixon	1982-85	107	106

SPARTAN REBOUNDING EFFORTS AMONG THE BEST IN THE NATION: SJSU has been out-rebounding their opponents by an average of 7.9 rebounds per game, ranking them 10th out of 352 teams ranked nationally. Purdue is the national leader at +12.0 rebounds. The Spartans average 37.25 rebounds per game, ranking 64th in the nation.

REBOUNDING A PLUS FOR THE SPARTANS: After being out-rebounded by opponents the past four seasons, the Spartans have turned the tables and now out-rebound opponents by 7.9 rebounds per game. Part of that success is a Spartan trio that has made a difference this season on the boards. **Sage Tolbert III** leads the team in rebounding at 7.5 pg, followed by **Robert Vaihola** at 6.1 pg and **Ibrahima Diallo** at 5.5 pg.

COMEBACK VICTORY AT COLORADO STATE: The Spartans showed resilience in the team's 78-70 win at Colorado State on December 28. The team started slowly, trailing by as many as 14 in the first half at 24-10, and chipped away at the Ram lead to get within two points at 35-33 with 43 seconds remaining before going down 36-33 at halftime.

There were seven lead changes in the second half, the final coming with five minutes remaining in the game as Robert **Vaihola** took a pass from **Omari Moore** and scored to make it 59-57. The Spartans never gave back the lead and improved to 9-1 on the season when leading with five minutes remaining in the game.

MOORE'S HIGHLIGHTS FROM THE WIN OVER RAMS: Omari Moore scored a career-best 29 points and hit a career-best five three-pointers in the 78-70 win at Colorado State. He had a balanced scoring attack w/14 points in first half & 15 points in second half and was 9-of-15 from the field and a blistering 5-for-8 from three-point range. Moore assisted on five Spartans buckets which totaled 14 points of the offense.

MORE GOLD STARS IN WIN AT COLORADO STATE

***Sage Tolbert** recorded his fourth double-double of the year with 11 points and 13 rebounds including 11 defensive boards.
 *Four Spartans scored in double figures, led by **Omari Moore's** 29. **Alvaro Cardenas** and **Tibet Görener** each had 12 points followed by Tolbert's 11.
 *The win over Colorado State is the first in Spartan men's basketball history. San José State is now 1-23 in the all-time series.

WELCOME BACK MILES: The game in Fort Collins on December 31 marked the return of **Tim Miles** to Moby Arena since the 2011-12 season when he was on the home bench as the head coach at Colorado State. Miles left the school to become the head coach at Nebraska where he coached for seven seasons. Miles had a 61-78 in five seasons at CSU.

IRONMEN: Alvaro Cardenas and **Omari Moore** are the only two Spartans this season to play all 40 minutes in a regulation game. **Cardenas** has done it in six games - Alabama State, at Northern Colorado, Ball State, Fresno State (twice) and at Utah State. Moore played all 40 minutes in wins over Ball State, Santa Clara, Fresno State and Wyoming and in the losses at Boise State, Utah State and Fresno State. Moore was the only player in the UNLV game for either bench to play more than 40 minutes as he saw 41:33 of action.

GET THAT OUT OF MY HOUSE: In 24 games this season, **Ibrahima Diallo** has blocked 41 shots, tying him with Darnell Williams for the sixth-highest season total in school history. Current Memphis Grizzlies player Brandon Clarke set the school record with 77 blocks in the 2016-17 season.

BLOCKED SHOTS (Since 1979)

Name	Season	Games	Blocked Shots
1. Brandon Clarke	2017	30	77
2. Gerald Thomas	1988	29	62
3. Menelik Barbary	2007	30	49
4. Alex Brown	2013	26	49
5. Chris Oakes	2010	31	44
6. Ibrahima Diallo	2023	24	43
6. Darnell Williams	2000	30	43
8. Chris Oakes	2009	30	40
9. Brandon Clarke	2016	31	39
10. Menelik Barbary	2006	31	38

MOUNTAIN WEST OPENERS - MONKEY OFF THE BACK: With the 75-72 overtime win over UNLV on December 28, the Spartans started the Mountain West portion of the schedule with a 1-0 record for the first time in school history. Since joining the Mountain West in 2013-14, San José State has a 1-9 record in conference openers.

Jan. 1, 2014	H	Nevada	L, 62-50
Dec. 31, 2014	A	Utah State	L, 61-33
Dec. 30, 2015	H	Utah State	L, 80-71
Dec. 28, 2016	A	Nevada	L, 80-55
Dec. 27, 2017	A	Utah State	L, 86-72
Jan. 2, 2019	H	Fresno State	L, 73-56
Dec. 4, 2019	H	No. 25 Utah State	L, 71-59
Dec. 21, 2020	A	Utah State	L, 107-62
Jan. 11, 2022	A	Fresno State	L, 79-59
Dec. 28, 2022	H	UNLV	W-OT, 75-72

DIALLO AMONG THE NATION'S BEST IN BLOCKED SHOTS: Ibrahima Diallo enters the game ranked 39th nationally with 43 blocked shots and 42nd in blocks per game at 1.79. He has recorded a block in 19 of the 24 games played. His eight blocks against Alabama State are the most in a single game in the Mountain West this season and tied for the second-most in a game nationally.

RECENT 10-WIN SEASONS: The Spartans have won 10 games for the first time since the 2016-17 season when the team finished 14-16 overall. This year, the 10th win came against UNLV on December 28. In the past 30 years, the team has won 10 or more games in just 13 seasons.

2022-23	14-10, 5-6 MW	Tim Miles
2016-17	14-16, 7-11 MW	Dave Wojcik
2010-11	17-16, 5-11 WAC	George Nessman
2009-10	14-17, 6-10 WAC	George Nessman
2008-09	13-17, 6-10 WAC	George Nessman
2007-08	13-19, 4-12 WAC	George Nessman
2001-02	10-22, 4-14 WAC	Steve Barnes
2000-01	14-14, 6-10 WAC	Steve Barnes
1999-2000	15-15, 6-8 WAC	Steve Barnes
1998-99	12-15, 5-9 WAC	Phil Johnson
1996-97	13-14, 5-11 WAC	Stan Morrison
1995-96	13-17, 9-9 Big West	Stan Morrison
1993-94	15-12, 11-7 Big West	Stan Morrison

HOME-OPENER CONFERENCE WIN: The win over UNLV on December 28 ended another Spartan drought as the program had not won its home conference opener since 2009-10. That season, the Spartans won the home opener & first WAC game with a 78-75 win over Idaho on January 4, 2010.

SPARTANS START 2-0 IN MW PLAY: San José State started conference play 2-0 for the first time since the 2012-13 season. As a member of the Western Athletic Conference, the Spartans started the conference season 2-0 with wins at Texas State, 72-55 (12/29/12) and at UTSA, 80-67 (12/31/12).

MOST NON-CONFERENCE WINS SINCE 2010-11: With nine non-conference wins this season, the Spartans won the most since the 2010-11 season when SJSU won 10 non-conference

contests. The last team to win nine non-conference games was the 1999-2000 team who finished the year 15-15.

2-0 IN BATTLES OF MENTOR/MENTEE: Twice this season, San José State head coach Tim Miles faced one of his former assistants and came out victorious in both games. First he faced former assistant and now head coach at Ball State Michael Lewis as SJSU defeated the Cardinals, 67-65, at the Baha Mar Hoops Nassau Championship in late November. Lewis was an assistant for Miles for three years at Nebraska, coaching together for the 2016-17, 2017-18 and 2018-19 seasons.

On Dec. 31, Miles won again over a former assistant as he faced current Ram head coach Niko Medved. The Spartans erased a 14-point deficit en route to a 78-70 win. Medved served as an assistant coach for Tim Miles at CSU for five seasons (2007-12).

BENCH SCORING KEY IN SPARTAN WIN OVER UNLV: In the teams 75-72 overtime-win over UNLV, the Spartan bench scored 33 of the 75 points, accounting for 44 percent of the offense for the game. **Tibet Görener** scored 11 points to lead the five bench players. **Robert Vaihola** came off the bench and led the team with a career-best 13 rebounds, his second double-digit rebound game of the season.

ANDERSON SEES KEY MINUTES AGAINST RUNNIN' REBELS: Freshman **Garrett Anderson** came off the bench and made key contributions for the Spartans at critical junctions for SJSU. Late in the first half, he helped the Spartans expand the lead over UNLV from sixth to nine points as he stole the ball, dunk it and drew the foul for a made free throw and the three-point play. In overtime, he scored the final three Spartan points as he was 3-for-4 from the free throw line.

For the game, Anderson played a season-high 19 minutes as he scored six points, grabbed three rebounds, had two steals, dished out two assists and was 4-for-5 from the free throw line.

"17" AN INTERESTING NUMBER FOR THE SPARTANS: The number "17" has many meanings for the Spartans so far this season. The team is 0-2 when playing on the 17th of the month with losses to Hofstra, 85-76, and Pacific, 59-58, on those days. SJSU had a 17-point lead against Pacific in the loss.

However, **Alvaro Cardenas** may look at 17 as a lucky number for him. Four times this season, he has scored 17 points for the Spartans - versus Alabama State and Hofstra at home and at Pacific and Utah State. In those four games, he shot 48 percent from the field (24-50) and 55.5 percent from three-point land (15-27) and dished out 17 assists.

DOUBLE-DOUBLES THIS SEASON: Four Spartans have recorded seven double-doubles in 23 games played. In the Bethesda game, **Robert Vaihola** led the team with 14 points and had 10 rebounds, while **Sage Tolbert III** grabbed a team-best 14 rebounds with 13 points. **Trey Anderson** recorded his first of the season and second of his Spartan career at Northern Colorado with 11 points and 11 rebounds in the win. Tolbert had his second double-double with 12 points and 11 rebounds in the loss at No. 11 Arkansas, followed that up with 18 points

and 12 rebounds at Santa Clara and then had 11 points and 13 rebounds in the program's first win at Colorado State. **Ibrahima Diallo** joined this list after recording 10 points and 10 rebounds against Wyoming.

SPARTANS COME BACK IN 11-POINT WIN AT SANTA CLARA: Trailing 37-29 at halftime at Santa Clara on December 10, San José State used a 46-point second half to defeat the Broncos, 75-64 at the Leavey Center. **Omari Moore** led the Spartans with 24 points, while **Sage Tolbert III** had 18 points and a team-best 12 rebounds in the win.

PLENTY OF POSITIVES IN TRIP TO #11 ARKANSAS: Despite the 99-58 loss at No. 11 Arkansas on Saturday, the Spartans came away with plenty of positive notes from the game. **Omari Moore** scored a season-high 21 points, his second 20+-point game this season and sixth of his career. Moore also dished out four assists and had a season-best four steals. **Sage Tolbert III** had his second double-double of the season with 12 points and 11 rebounds. **Ibrahima Diallo** scored 10 points, his second consecutive in double figures and the first time to accomplish back-to-back double-figure scoring games in his SJSU career.

VAIHOLA HITS GAME-WINNER AGAINST BALL STATE: **Robert Vaihola** came off the bench against Ball State to hit the game-winning shot with 1.7 seconds remaining and grabbed the inbounds pass to steal the ball and secure the 67-65 victory over Ball State in the fifth place game of the Baha Mar Hoops Nassau Championship in Nassau. Vaihola was a key contributor for the Spartans in the second half, scoring 13 of his 15 points in 11 minutes of the second half.

He grabbed five offensive rebounds in the second half, none bigger than the one off of Moore's layup with under five seconds remaining in the game. Vaihola grabbed the board and put it back for the game-winner with 1.7 seconds left.

FIVE SCORERS, ONE GAME: In the win over Ball State, San José State had five players score in double figures, led by **Robert-2Vaihola** and **Omari Moore** with 15 points each. **Trey Anderson** added 11 points, and **Alvaro Cardenas** and **Ibrahima Diallo** each scored 10.

BEST START SINCE 1996-97: The Spartans started the season with a 6-2 overall record, the best start for a Spartan team since the 1996-97 team. That team started 8-2, winning the Cable Car Classic at the SJ Arena with an upset win of No. 19 Alabama in the first round.

TOLBERT ALMOST PERFECT AGAINST GOLDEN GRIZZLIES: **Sage Tolbert III** was nearly perfect in the win over Oakland in the Bahamas. He led the team with 25 points as he went 11-for-12 from the field, including 1-of-1 from three-point range, and 2-of-2 from the free throw line. It was his first 20-point game in his collegiate career, whether at SJSU or Temple.

LARGEST CROWD TO WITNESS A SPARTAN MBB GAME: 19,200. That's the attendance number listed for the San José State-Arkansas game at the Bud Walton Arena in Fayetteville on

December 3. That number marks the largest crowd to witness a San José State men's basketball game. The 2012-13 Spartans played in front of 16,300 fans at Kansas.

TREY ANDERSON, QUIET ASSASSIN: While not always the main focus of many opponents, **Trey Anderson** quietly makes an impact on the Spartan team. He scored in double figures in five games including a team-best 16 points against North Texas. He had his first double-double of the season with 11 points and 11 rebounds at Northern Colorado. Anderson has made at least two three-point field goals in seven games including 4-for-4 against North Texas. He is shooting 38.6 percent from the field, 36 percent from three-point range and 90 percent from the free throw line.

NORTHERN COLORADO WIN HAS LOTS OF POSITIVES: With the team's first road win of the season at Northern Colorado, the Spartans came out of the game with plenty of positives. **Omari Moore** led the Spartans with 20 points, the first 20-point game for an SJSU player this season. **Trey Anderson** had his first double-double of the season with 11 points and 11 rebounds. **Sage Tolbert III** scored a then-career-best 17 points.

DIALLO SETS EVENT CENTER BLOCKS RECORD: In the win over Alabama State on November 15, **Ibrahima Diallo** blocked eight Hornets' shots to set a new Provident Credit Union Event Center record for a Spartan player. He broke the Spartan record of seven set by Brandon Clarke against UNLV on January 28, 2017. The Spartans were one short of tying the team's record of nine, set in three different games. Diallo was also one block short of tying the school record of nine set by Menelik Barbary against Idaho at the WAC Tournament on March 6, 2007.

BLOCKS - EVENT CENTER RECORD

San José State player

..... **8, Ibrahima Diallo, vs. Alabama State, Nov. 15, 2022**

Opponent player...8, Hiram Fuller, Fresno State, Feb. 19, 2003

San José State9, vs. UC Santa Cruz, Nov. 20, 2012

.....9, vs. Utah State, Jan. 5, 2006

.....9, vs. UC Santa Barbara, Nov. 24, 1999

Opponent..... 11, Nevada, Mar. 2, 2006

..... 11, Hawaii, Feb. 4, 2006

4 WINS BEFORE THANKSGIVING: For the first time in school history, the Spartans recorded four wins before the Thanksgiving holiday. Prior to this season, only two teams had won three games before the holiday. The 2010-11 team was the first to accomplish this feat, starting the year 3-0 and played only four games before Thanksgiving. The 2019-20 team played seven games before Thanksgiving and recorded three wins.

SPARTANS RECORD ONE OF BEST STARTS IN SCHOOL

HISTORY: The 2022-23 Spartans had one of the best starts in school history since 1950. The previous best start was 26 years ago in 1996-97 when that team started the year 6-1 and 8-2, with a win over nationally-ranked Alabama en route to winning the Cable Car Classic. Other SJSU teams that started 4-1 or better are listed below (since 1950).

2010-11	4-1	Finished 17-16, 5-11 WAC, CBI First Rd.
1996-97	6-1	Finished 13-14, 5-11 WAC
1985-86	6-1	Finished 16-12, 9-9 Big West
1980-81	4-1, 16-3	Finished 22-9, 10-4 Big West
1974-75	4-1	Finished 16-13, 4-6 PCAA
1973-74	7-1	Finished 11-15, 2-10 PCAA
1967-68	4-1	Finished 13-12
1962-63	5-1	Finished 14-10
1961-62	5-1	Finished 11-14
1956-57	6-1	Finished 13-12
1955-56	5-1	Finished 15-10
1951-52	7-0	Finished 15-10
1950-51	4-1	Finished 18-12, NCAA Tournament

UP NEXT: The Spartans travel to Sin City for a Valentine's Day matchup at UNLV. Tip is set for 7 p.m., inside the Thomas & Mack Center. Fans unable to attend can watch on the Mountain West Network.

Starting Lineups

Game	Guard	Guard	Forward	Forward	Center	Record
GA. SOUTHERN	Alvaro Cardenas	Omari Moore	Trey Anderson	Sage Tolbert	Ibrahima Diallo	1-0
BETHESDA	Alvaro Cardenas	Omari Moore	Trey Anderson	Sage Tolbert	Ibrahima Diallo	2-0
ALABAMA STATE	Alvaro Cardenas	Omari Moore	Trey Anderson	Sage Tolbert	Ibrahima Diallo	3-0
HOFSTRA	Alvaro Cardenas	Omari Moore	Trey Anderson	Sage Tolbert	Ibrahima Diallo	3-1
at Northern Colorado	Alvaro Cardenas	Omari Moore	Trey Anderson	Sage Tolbert	Ibrahima Diallo	4-1
\$North Texas	Alvaro Cardenas	Omari Moore	Trey Anderson	Sage Tolbert	Ibrahima Diallo	4-2
\$Oakland	Alvaro Cardenas	Omari Moore	Trey Anderson	Sage Tolbert	Ibrahima Diallo	5-2
\$Ball State	Alvaro Cardenas	Omari Moore	Trey Anderson	Sage Tolbert	Ibrahima Diallo	6-2
at #11 Arkansas	Alvaro Cardenas	Omari Moore	Trey Anderson	Sage Tolbert	Ibrahima Diallo	6-3
CSU BAKERSFIELD	Alvaro Cardenas	Omari Moore	Trey Anderson	Sage Tolbert	Ibrahima Diallo	7-3
at Santa Clara	Alvaro Cardenas	Omari Moore	Trey Anderson	Sage Tolbert	Ibrahima Diallo	8-3
at Pacific	Alvaro Cardenas	Omari Moore	Trey Anderson	Sage Tolbert	Ibrahima Diallo	8-4
CAL POLY	Alvaro Cardenas	Omari Moore	Trey Anderson	Sage Tolbert	Ibrahima Diallo	9-4
UNLV	Alvaro Cardenas	Omari Moore	Trey Anderson	Sage Tolbert	Ibrahima Diallo	10-4
at Colorado State	Alvaro Cardenas	Omari Moore	Trey Anderson	Sage Tolbert	Ibrahima Diallo	11-4
at Boise State	Alvaro Cardenas	Omari Moore	Trey Anderson	Sage Tolbert	Ibrahima Diallo	11-5
NEVADA	Alvaro Cardenas	Omari Moore	Trey Anderson	Sage Tolbert	Ibrahima Diallo	11-6
FRESNO STATE	Alvaro Cardenas	Omari Moore	Trey Anderson	Sage Tolbert	Ibrahima Diallo	12-6
at New Mexico	Alvaro Cardenas	Omari Moore	Trey Anderson	Sage Tolbert	Ibrahima Diallo	12-7
at Utah State	Alvaro Cardenas	Omari Moore	Trey Anderson	Sage Tolbert	Ibrahima Diallo	12-8
AIR FORCE	Alvaro Cardenas	Omari Moore	Trey Anderson	Sage Tolbert	Ibrahima Diallo	13-8
at San Diego State	Alvaro Cardenas	Omari Moore	Trey Anderson	Sage Tolbert	Ibrahima Diallo	13-9
WYOMING	Alvaro Cardenas	Omari Moore	Trey Anderson	Sage Tolbert	Ibrahima Diallo	14-9
at Fresno State	Alvaro Cardenas	Omari Moore	Trey Anderson	Sage Tolbert	Ibrahima Diallo	14-10
UTAH STATE						
at UNLV						
NEW MEXICO						
at Nevada						
BOISE STATE						
COLORADO STATE						
at Air Force						

2022-23 San José State Men's Basketball Roster

NO	NAME	POS	HT	WT	YR	HOMETOWN/LAST SCHOOL
0	Myron (MJ) Amey, Jr.	G	6-2	178	SO	Vacaville, Calif./Scotland Prep (Pa.)
1	Garrett Anderson	G	6-5	185	FR	Phoenix, Ariz./PHH Prep
2	Max Allen	F	6-9	260	FR	Las Vegas, Nev./Coronado HS
4	Leo Torbor	G	6-3	175	FR	Brooklyn Center, Minn./Park Center HS
5	Ibrahima Diallo	C	7-0	220	JR	Saly, Senegal/Ohio State
10	Omari Moore	G	6-6	195	SR	Pasadena, Calif./Middlebrooks Academy
11	JT Elder	G	6-7	190	FR	Tucson, Ariz./PHH Prep
12^	Uchenna Ndigwe	G	6-4		JR	Los Angeles, Calif./King/Drew Medical Magnet HS
13	Alvaro Cardenas	G	6-1	180	SO	Granada, Spain/Get Better Academy
15	Trey Anderson	F	6-7	206	JR	San Diego, Calif./University of South Carolina
20	Kellen King	G	6-4	190	SR	Brentwood, Tenn./Missouri-St. Louis
21	Nico D'Augusta	G	6-3	200	FR	San Jose, Calif./Valley Christian HS
22	Robert Vaihola	F	6-8	245	SO	San Mateo, Calif./Fresno State
23	Sage Tolbert III	F	6-8	210	SR	New Orleans, La./Temple
25	Ryen Perry	G	6-2	185	JR	Placentia, Calif./Fullerton College
31	Tibet Görener	F	6-9	200	SO	Istanbul, Turkey/Orange Lutheran HS/Arizona
33*	Kevin Simeth	F	6-7	207	FR	Geneva, Switzerland/Collège Voltaire

Head Coach: Tim Miles (University of Mary, 1989), 2nd season

Assistant Coach: Ben Johnson (UW-Green Bay, 1992)

Assistant Coach: Damany Hendrix (Lamar, 2003)

Assistant Coach: Jeff Strohm (Eastern Illinois, 1988)

Director of Basketball Operations: Trent Miyagishima (San José State, 2017)

* - will wear 12 on the road in the blue uniform

^ - will not travel on the road

Pronunciation Guide

Alvaro Cardenas -AL-vuh-roh car-DEE-nes
 Ibrahima Diallo -EE-bruh-hee-mah DEE-ah-low
 Tibet Görener - GOR-eh-nur
 Omari Moore - OH-mar-ee
 Robert Vaihola - VYE-oh-lah


Damany Hendrix - DAH-mah-nee
 Trent Miyagishima - MEE-yah-guh-she-mah

The Spartans on Social Media Men's Basketball

Facebook - /SJSUMBB
 Twitter - @SanJoseStateMBB
 Instagram - @sanjosestatembb
 Tik Tok - @sjsubasketball

Athletics Department

Facebook - /SJSUspartans
 Twitter - @SJSUAthletics
 Instagram - @sjsuspartans
 YouTube - /SJSUAthletics



#0 MJ AMEY
Guard • 6-2 • SO
Vacaville, Calif.



#1 GARRETT ANDERSON
Guard • 6-5 • FR
Phoenix, Ariz.



#2 MAX ALLEN
Forward • 6-9 • FR
Las Vegas, Nev.



#4 LEO TORBOR
Guard • 6-3 • FR
Brooklyn Center, Minn.



5 IBRAHIMA DIALLO
Center • 7-0 • JR
Saly, Senegal




10 OMARI MOORE
Guard • 6-6 • SR
Pasadena, Calif.




11 JT ELDER
Guard • 6-7 • FR
Tucson, Ariz.



#13 ALVARO CARDENAS
Guard • 6-1 • SO
Granada, Spain



#15 TREY ANDERSON
Forward • 6-7 • JR
San Diego, Calif.




#20 KELLEN KING
Guard • 6-4 • SR
Brentwood, Tenn.



#21 NICO D'AUGUSTA
Guard • 6-3 • FR
San Jose, Calif.




#22 ROBERT VAIHOLA
Forward • 6-8 • SO
San Mateo, Calif.



#23 SAGE TOLBERT III
Forward • 6-8 • SR
New Orleans, La.



#25 RYEN PERRY
Guard • 6-2 • JR
Placentia, Calif.



#31 TIBET GÖRENER
Forward • 6-9 • SO
Istanbul, Turkey



#33 KEVIN SIMETH
Forward • 6-7 • FR
Geneva, Switzerland



Tim Miles
Head Coach



Ben Johnson
Assistant Coach



Damany Hendrix
Assistant Coach



Jeff Strohm
Assistant Coach



Tim Miles Head Coach

Tim Miles enters his second year at San José State and his 26th season of coaching after being named head coach on April 6, 2021.

He made an immediate impact on the Spartan faithful as he won his 400th career game in SJSU's 2021-22 season-opening win over Cal State Fullerton, 78-76, on November 11, 2021.

Miles spent seven seasons as the Nebraska head coach from 2012-19. The Cornhuskers witnessed unprecedented success making their first NCAA tournament in 16 years during the 2013-14 season. He was named the Jim Phelan Award winner for National Coach of the Year and earned Big Ten Coach of the Year.

That season made Nebraska the talk of college basketball after reaching the tournament despite being selected to finish last in the Big Ten standings in the preseason poll. The Cornhuskers overcame a 1-5 start in conference play by winning 10 out of their last 12 games to finish fourth in the standings with an 11-7 record. Among those wins was a 60-51 victory over No. 9 Michigan State, the program's first road win over a top-10 program since 1997, and a 77-68 defeat of Wisconsin, who would later go on to advance to the 2014 Final Four.

The turnaround at Nebraska began immediately under Miles' wing with the Cornhuskers seeing a three-win improvement from 12 to 15 wins in the 2012-13 year. With just one returning starter, Miles and company defeated three NCAA Tournament teams and finished the year off with a victory over Purdue in the Big Ten Tournament.

After the success of the Huskers' NCAA Tournament appearance in 2013-14, the following season saw more firsts for the Nebraska program as they achieved a national ranking for the first time since 1995.

In 2017-18, Miles led the Cornhuskers to one of their most successful seasons in program history. Nebraska won 22 games, their most since the 1990-91 campaign, with a school record 13 wins in conference play and earned a bid to the NIT for their first postseason appearance in four seasons. In Miles' final season at Nebraska, the Huskers won 19 games and earned another top-25 ranking in the Associated Press poll. They advanced to their second-straight NIT.

Prior to his extended stint at Nebraska, Miles made a name for himself at Colorado State where he took the Rams to new heights and laid the foundation for what is now one of the top teams in the Mountain West. In five seasons at the helm, he increased his win total in each season with his best year being the 2011-12 campaign that saw CSU defeat a school-record three ranked teams en route to their first 20-plus win season since 1997-98. The Rams finished with a 20-12 record, put three players on the all-conference team, and advanced to the NCAA Tournament for the first time in nine years. For his efforts, Miles was named the District VIII Coach of the Year by the U.S. Basketball Writers Association.

Before going to CSU, Miles was the head coach of the Bison of North Dakota State for six seasons, where he guided the program through their transition to Division I. The Bison reached at least 16 wins in each of Miles' final five

seasons at the helm. One of their biggest moments came in 2005-06 against 13th-ranked Wisconsin. NDSU handed the Badgers a 62-55 loss, snapping Wisconsin's 27-game win streak against non-conference opponents. The loss was also just one of 10 non-conference home losses for the Badgers under hall of fame coach Bo Ryan. Miles was awarded the CBS Sportsline Division I Independent Coach of the Year and was a finalist for the Hugh Durham Mid-Major Coach of the Year Award.

Miles was also the catalyst for turning around Southwest Minnesota State University, who he guided for four seasons before joining North Dakota State. Prior to Miles' arrival, the Mustangs had just one winning season in the previous decade. Miles changed all of that by posting a 78-39 four-year total, including a program-record 28-win season in 2001. The Mustangs won the 2001 Northern Sun Intercollegiate Conference Championship as well as the NCAA North Central Regional Championship before advancing to the Division II Elite Eight. Miles was named the NSIC and North Central Region Coach of the Year Awards for his unprecedented success.

Miles made his head coaching debut as the head man at Mayville (N.D.) State University. The program was just 4-44 in the previous two seasons before Miles took over, and in the first of many instances of changing a program's culture, he was able to turn things around and led them to a 35-22 record in three seasons. Miles was inducted into the Mayville State Hall of Fame in 2016.

A native of Doland, S.D., Miles graduated from the University of Mary in Bismarck, N.D., in 1989. He then earned his master's degree in health and physical education from Northern State in 1990. In 2007, he was inducted into the University of Mary Hall of Fame.

Following his stint at Nebraska, Miles took a brief two-year pause from coaching, turning in his whistle for a microphone. He began working with the Big Ten Network, Fox Sports and FS1 as an analyst in 2019 and also lent his talents to a podcast called "Inside the Mind of Miles" as part of the "Field of 68" college basketball media network.

Miles and his wife, Kari, have a daughter, Ava, and a son, Gabe. They have a yellow lab, appropriately named Sammy.

SEASON-BY-SEASON WITH TIM MILES			
Year	School	Record	Postseason
1995-96	Mayville State	17-11 (9-3)	NAIA-II First Round
1996-97	Mayville State	18-11 (10-2)	NAIA-II First Round
1997-98	SW Minnesota State	16-11 (7-5)	
1998-99	SW Minnesota State	16-11 (7-5)	
1999-2000	SW Minnesota State	18-10 (12-6)	
2000-01	SW Minnesota State	28-7 (17-1)	NCAA DII Elite Eight
2001-02	North Dakota State	11-15 (5-13)	
2002-03	North Dakota State	20-11 (9-7)	
2003-04	North Dakota State	16-13 (8-6)	
2004-05	North Dakota State	16-12	
2005-06	North Dakota State	16-12	
2006-07	North Dakota State	20-8	
2007-08	Colorado State	7-25 (0-16)	
2008-09	Colorado State	9-22 (4-12)	
2009-10	Colorado State	16-16 (7-9)	CBI First Round
2010-11	Colorado State	19-13 (9-7)	NIT First Round
2011-12	Colorado State	20-12 (8-6)	NCAA First Round
2012-13	Nebraska	15-18 (5-13)	
2013-14	Nebraska	19-13 (11-7)	NCAA First Round
2014-15	Nebraska	13-18 (5-13)	
2015-16	Nebraska	16-18 (6-12)	
2016-17	Nebraska	12-19 (6-12)	
2017-18	Nebraska	22-11 (13-5)	NIT First Round
2018-19	Nebraska	19-17 (6-14)	NIT Second Round
2021-22	San José State	8-23 (1-17)	
2022-23	San José State	14-10 (5-6)	?
26 seasons		421-367 (.535)	3 NCAA (2 D1), 3 NIT



2022-23 San Jose St. Men's Basketball
Combined Team Statistics
All games

Game Records

Record	Overall	Home	Away	Neutral
ALL GAMES	14-10	9-2	3-7	2-1
CONFERENCE	5-6	4-1	1-5	0-0
NON-CONFERENCE	9-4	5-1	2-2	2-1

Score by Periods

Team	1st	2nd	OT	TOT
San Jose St.	799	826	10	1635
Opponents	748	836	7	1591

Team Box Score

No.	Player				Total			3-Point		F-Throw		Rebounds										
		GP-GS	MIN	AVG	FG-FGA	FG%	3FG-3FGA	3FG%	FT-FTA	FT%	OFF	DEF	TOT	AVG	PF	DQ	A	TO	BLK	STL	PTS	AVG
10	MOORE, Omari	24-24	864:33	36.0	145-326	.445	42-122	.344	68-87	.782	24	93	117	4.9	27	0	119	67	15	16	400	16.7
13	CARDENAS, Alvaro	24-24	797:51	33.2	86-236	.364	42-121	.347	32-39	.821	10	55	65	2.7	49	0	79	40	2	17	246	10.3
23	TOLBERT, Sage	24-24	677:50	28.2	80-160	.500	18-45	.400	35-54	.648	56	125	181	7.5	54	2	25	29	8	14	213	8.9
22	VAIHOLA, Robert	24-0	445:35	18.6	84-110	.764	0-0	.000	21-39	.538	62	84	146	6.1	37	0	10	32	12	11	189	7.9
5	DIALLO, Ibrahima	24-24	430:46	17.9	62-105	.590	0-1	.000	28-51	.549	40	93	133	5.5	55	1	14	31	43	8	152	6.3
31	GORENER, Tibet	23-0	453:27	19.7	48-133	.361	37-104	.356	7-14	.500	11	34	45	2.0	28	0	16	12	3	7	140	6.1
15	ANDERSON, Trey	24-24	599:56	25.0	45-119	.378	27-77	.351	27-30	.900	14	47	61	2.5	58	1	25	29	3	8	144	6.0
0	AMEY, JR., Myron	9-0	117:25	13.0	18-48	.375	7-22	.318	7-9	.778	1	9	10	1.1	8	0	7	8	1	3	50	5.6
1	ANDERSON, Garrett	19-0	152:20	8.0	15-46	.326	7-25	.280	7-10	.700	3	10	13	0.7	11	0	4	4	1	5	44	2.3
11	ELDER, JT	15-0	85:17	5.7	8-23	.348	1-8	.125	5-8	.625	1	4	5	0.3	11	0	2	10	0	0	22	1.5
2	ALLEN, Max	8-0	54:43	6.8	3-9	.333	0-3	.000	4-6	.667	4	12	16	2.0	11	0	5	4	0	1	10	1.3
4	TORBOR, Leo	10-0	60:30	6.1	4-7	.571	0-0	.000	1-11	.091	4	4	8	0.8	8	0	2	3	0	0	9	0.9
20	KING, Kellen	9-0	34:06	3.8	3-6	.500	1-1	1.000	1-2	.500	0	7	7	0.8	1	0	3	3	1	1	8	0.9
33	SIMETH, Kevin	8-0	25:02	3.1	3-4	.750	0-0	.000	0-2	.000	2	7	9	1.1	1	0	0	2	1	0	6	0.8
25	PERRY, Ryen	5-0	11:01	2.2	0-2	.000	0-2	.000	2-2	1.000	0	1	1	0.2	0	0	0	2	0	1	2	0.4
21	D'AUGUSTA, Nico	5-0	14:38	2.9	0-4	.000	0-4	.000	0-0	.000	0	1	1	0.2	2	0	0	1	0	0	0	0.0
Team											38	38	76					16				
Total		24	4825		604-1338	.451	182-535	.340	245-364	.673	270	624	894	37.3	361	4	311	293	90	92	1635	68.1
Opponents		24	4825		568-1353	.420	170-492	.346	285-371	.768	195	509	704	29.3	349	2	285	197	63	126	1591	66.3

Team Statistics

	SJSU	OPP
Scoring	1635	1591
Points per game	68.1	66.3
Scoring margin	+1.8	-
Field goals-att	604-1338	568-1353
Field goal pct	.451	.420
3 point fg-att	182-535	170-492
3-point FG pct	.340	.346
3-pt FG made per game	7.6	7.1
Free throws-att	245-364	285-371
Free throw pct	.673	.768
F-Throws made per game	10.2	11.9
Rebounds	894	704
Rebounds per game	37.3	29.3
Rebounding margin	+7.9	-
Assists	311	285
Assists per game	13.0	11.9
Turnovers	293	197
Turnovers per game	12.2	8.2
Turnover margin	-4.0	-
Assist/turnover ratio	1.1	1.4
Steals	92	126
Steals per game	3.8	5.3
Blocks	90	63
Blocks per game	3.8	2.6
Winning streak	0	-
Home win streak	3	-
Attendance	22750	73181
Home games-Avg/Game	11-2068	10-7318
Neutral site-Avg/Game	-	3-252

Team Results

Date	Opponent		Score	Att.
11/08/2022	Ga. Southern	W	63-48	2241
11/12/2022	Bethesda (CA)	W	90-68	1322
11/15/2022	Alabama St.	W	70-57	1587
11/17/2022	Hofstra	L	76-85	1652
11/19/2022	at Northern Colo.	W	80-69	1065
11/25/2022	vs North Texas	L	54-69	248
11/26/2022	vs Oakland	W	80-67	239
11/27/2022	vs Ball St.	W	67-65	270
12/03/2022	at Arkansas	L	58-99	19200
12/06/2022	CSU Bakersfield	W	58-48	1546
12/10/2022	at Santa Clara	W	75-64	1225
12/17/2022	at Pacific	L	58-59	1392
12/20/2022	Cal Poly	W	65-43	1233
12/28/2022	UNLV	Wot	75-72	2234
12/31/2022	at Colorado St.	W	78-70	4268
01/03/2023	at Boise St.	L	64-67	8113
01/07/2023	Nevada	L	40-67	2871
01/10/2023	Fresno St.	W	74-64	2084
01/17/2023	at New Mexico	L	57-77	11519
01/21/2023	at Utah St.	L	74-75	8895
01/24/2023	Air Force	W	82-52	3371
01/28/2023	at San Diego St.	L	51-72	12414
02/04/2023	Wyoming	W	84-64	2609
02/07/2023	at Fresno St.	L	62-70	5090



2022-23 San Jose St. Men's Basketball
 Combined Team Statistics
 In Conference games

Game Records

Record	Overall	Home	Away	Neutral
ALL GAMES	5-6	4-1	1-5	0-0
CONFERENCE	5-6	4-1	1-5	0-0
NON-CONFERENCE	0-0	0-0	0-0	0-0

Score by Periods

Team	1st	2nd	OT	TOT
San Jose St.	340	391	10	741
Opponents	352	391	7	750

Team Box Score

No.	Player	Total				3-Point		F-Throw		Rebounds				PF	DQ	A	TO	BLK	STL	PTS	AVG	
		GP-GS	MIN	AVG	FG-FGA	FG%	3FG-3FGA	3FG%	FT-FTA	FT%	OFF	DEF	TOT									AVG
10	MOORE, Omari	11-11	421:31	38.3	76-169	.450	24-68	.353	43-51	.843	11	43	54	4.9	13	0	61	35	7	5	219	19.9
13	CARDENAS, Alvaro	11-11	376:49	34.3	41-113	.363	22-59	.373	15-20	.750	8	22	30	2.7	24	0	38	19	2	14	119	10.8
22	VAIHOLA, Robert	11-0	250:04	22.7	48-60	.800	0-0	.000	8-17	.471	32	43	75	6.8	20	0	2	12	9	8	104	9.5
23	TOLBERT, Sage	11-11	313:49	28.5	31-75	.413	8-25	.320	14-17	.824	22	53	75	6.8	26	0	5	14	4	8	84	7.6
31	GORENER, Tibet	10-0	224:19	22.4	26-69	.377	19-54	.352	2-5	.400	5	13	18	1.8	15	0	6	7	2	2	73	7.3
5	DIALLO, Ibrahima	11-11	194:56	17.7	24-41	.585	0-1	.000	14-24	.583	24	39	63	5.7	22	0	5	12	15	2	62	5.6
0	AMEY, JR., Myron	1-0	06:17	6.3	2-4	.500	1-3	.333	0-0	.000	0	0	0	0.0	0	0	0	0	0	0	5	5.0
15	ANDERSON, Trey	11-11	251:24	22.9	14-53	.264	9-35	.257	5-7	.714	3	15	18	1.6	25	0	9	14	1	5	42	3.8
1	ANDERSON, Garrett	10-0	87:13	8.7	5-24	.208	2-11	.182	6-8	.750	1	8	9	0.9	6	0	2	3	1	5	18	1.8
11	ELDER, JT	8-0	36:07	4.5	3-8	.375	1-4	.250	3-6	.500	1	3	4	0.5	4	0	1	4	0	0	10	1.3
4	TORBOR, Leo	5-0	33:44	6.7	1-3	.333	0-0	.000	1-6	.167	0	3	3	0.6	6	0	1	1	0	0	3	0.6
20	KING, Kellen	4-0	08:37	2.2	1-3	.333	0-0	.000	0-0	.000	0	3	3	0.8	0	0	0	0	0	0	2	0.5
25	PERRY, Ryen	3-0	06:45	2.3	0-2	.000	0-2	.000	0-0	.000	0	1	1	0.3	0	0	0	1	0	0	0	0.0
21	D'AUGUSTA, Nico	2-0	04:59	2.5	0-1	.000	0-1	.000	0-0	.000	0	1	1	0.5	0	0	0	0	0	0	0	0.0
33	SIMETH, Kevin	4-0	08:27	2.1	0-0	.000	0-0	.000	0-0	.000	1	1	2	0.5	0	0	0	0	0	0	0	0.0
Team											21	18	39				7					
Total		11	2225		272-625	.435	86-263	.327	111-161	.689	129	266	395	35.9	161	0	130	129	41	49	741	67.4
Opponents		11	2225		280-620	.452	76-222	.342	114-151	.755	92	247	339	30.8	156	2	145	95	38	57	750	68.2

Team Statistics

	SJSU	OPP
Scoring	741	750
Points per game	67.4	68.2
Scoring margin	-0.8	-
Field goals-att	272-625	280-620
Field goal pct	.435	.452
3 point fg-att	86-263	76-222
3-point FG pct	.327	.342
3-pt FG made per game	7.8	6.9
Free throws-att	111-161	114-151
Free throw pct	.689	.755
F-Throws made per game	10.1	10.4
Rebounds	395	339
Rebounds per game	35.9	30.8
Rebounding margin	+5.1	-
Assists	130	145
Assists per game	11.8	13.2
Turnovers	129	95
Turnovers per game	11.7	8.6
Turnover margin	-3.1	-
Assist/turnover ratio	1.0	1.5
Steals	49	57
Steals per game	4.5	5.2
Blocks	41	38
Blocks per game	3.7	3.5
Winning streak	0	-
Home win streak	3	-
Attendance	13169	50299
Home games-Avg/Game	5-2634	6-8383
Neutral site-Avg/Game	-	0-0

Team Results

Date	Opponent		Score	Att.
12/28/2022	UNLV	Wot	75-72	2234
12/31/2022	at Colorado St.	W	78-70	4268
01/03/2023	at Boise St.	L	64-67	8113
01/07/2023	Nevada	L	40-67	2871
01/10/2023	Fresno St.	W	74-64	2084
01/17/2023	at New Mexico	L	57-77	11519
01/21/2023	at Utah St.	L	74-75	8895
01/24/2023	Air Force	W	82-52	3371
01/28/2023	at San Diego St.	L	51-72	12414
02/04/2023	Wyoming	W	84-64	2609
02/07/2023	at Fresno St.	L	62-70	5090

Game Records

Record	Overall	Home	Away	Neutral
ALL GAMES	14-10	9-2	3-7	2-1
CONFERENCE	5-6	4-1	1-5	0-0
NON-CONFERENCE	9-4	5-1	2-2	2-1

Team Results

Date	Opponent		Score	Att.	High Points	High Rebounds
11/08/2022	Ga. Southern	W	63-48	2241	(14) MOORE, Omari (14) CARDENAS, Alvaro	(9) MOORE, Omari
11/12/2022	Bethesda (CA)	W	90-68	1322	(14) VAIHOLA, Robert	(14) TOLBERT, Sage
11/15/2022	Alabama St.	W	70-57	1587	(19) MOORE, Omari	(7) TOLBERT, Sage
11/17/2022	Hofstra	L	76-85	1652	(17) GORENER, Tibet (17) CARDENAS, Alvaro	(12) TOLBERT, Sage
11/19/2022	at Northern Colo.	W	80-69	1065	(20) MOORE, Omari	(11) ANDERSON, Trey
11/25/2022	vs North Texas	L	54-69	248	(16) ANDERSON, Trey	(4) MOORE, Omari
11/26/2022	vs Oakland	W	80-67	239	(25) TOLBERT, Sage	(9) MOORE, Omari
11/27/2022	vs Ball St.	W	67-65	270	(15) MOORE, Omari (15) VAIHOLA, Robert	(8) VAIHOLA, Robert
12/03/2022	at Arkansas	L	58-99	19200	(21) MOORE, Omari	(11) TOLBERT, Sage
12/06/2022	CSU Bakersfield	W	58-48	1546	(10) CARDENAS, Alvaro	(11) DIALLO, Ibrahima
12/10/2022	at Santa Clara	W	75-64	1225	(24) MOORE, Omari	(12) TOLBERT, Sage
12/17/2022	at Pacific	L	58-59	1392	(17) CARDENAS, Alvaro	(7) DIALLO, Ibrahima (7) TOLBERT, Sage
12/20/2022	Cal Poly	W	65-43	1233	(15) MOORE, Omari	(8) DIALLO, Ibrahima (8) VAIHOLA, Robert
12/28/2022	UNLV	Wot	75-72	2234	(15) MOORE, Omari	(13) VAIHOLA, Robert
12/31/2022	at Colorado St.	W	78-70	4268	(29) MOORE, Omari	(13) TOLBERT, Sage
01/03/2023	at Boise St.	L	64-67	8113	(22) MOORE, Omari	(7) MOORE, Omari
01/07/2023	Nevada	L	40-67	2871	(10) MOORE, Omari	(8) DIALLO, Ibrahima
01/10/2023	Fresno St.	W	74-64	2084	(20) CARDENAS, Alvaro	(8) DIALLO, Ibrahima
01/17/2023	at New Mexico	L	57-77	11519	(24) MOORE, Omari	(10) VAIHOLA, Robert
01/21/2023	at Utah St.	L	74-75	8895	(20) GORENER, Tibet	(8) TOLBERT, Sage
01/24/2023	Air Force	W	82-52	3371	(26) MOORE, Omari	(10) VAIHOLA, Robert
01/28/2023	at San Diego St.	L	51-72	12414	(12) VAIHOLA, Robert	(7) MOORE, Omari (7) TOLBERT, Sage
02/04/2023	Wyoming	W	84-64	2609	(29) MOORE, Omari	(10) DIALLO, Ibrahima
02/07/2023	at Fresno St.	L	62-70	5090	(22) MOORE, Omari	(10) TOLBERT, Sage

Attendance Summary

	Games	Attend	Avg/Game
Home	11	22750	2068
Away	10	73181	7318
Neutral	3	757	252
Total	24	96688	4029

San Jose State Player Game Highs

Points	29	Omari Moore, at Colorado St., 12/31
.....	29	Omari Moore, Wyoming, 2/4
FG Made	11	Sage Tolbert vs. Oakland, 11/26
FG Attempts	23	Omari Moore at New Mexico, 1/17
3-Pt. FG Made	6	Alvaro Cardenas, vs. Fresno St., 1/10
.....	6	Tibet Görener, at Utah State, 1/21
3-Pt. FG Attempts	11	Alvaro Cardenas, vs. Fresno St., 1/10
Free Throws Made	7	Omari Moore, vs. UNLV, 12/28
.....	7	Omari Moore, at Fresno State, 2/7
Free Throws Attempts	9	Omari Moore, vs. UNLV, 12/28
.....	9	Omari Moore, at Fresno State, 2/7
Rebounds	14	Sage Tolbert vs. Bethesda, 11/12
Assists	9	Omari Moore vs. Oakland, 11/26
.....	9	Alvaro Cardenas, vs. Fresno St., 1/10
Steals	4	Omari Moore at #11 Arkansas, 12/3
Blocked Shots	8	Ibrahima Diallo vs. Ala. St. 11/15
Turnovers	6	Robert Vaihola at N. Colorado, 11/19
.....	6	Omari Moore, at Boise State, 1/3
Fouls	5	Four occasions

San Jose State Game Highs

Points	90	vs. Bethesda, 11/12
Points, Half	47	vs. Oakland, 11/26
FG Made	38	vs. Bethesda, 11/12
FG Attempts	83	vs. Bethesda, 11/12
FG Percentage	.586 (17-29)	vs. North Texas, 11/25
3-Pt. FG Made	13	at Colorado State, 12/31
3-Pt. FG Attempts	32	UNLV, 12/28
.....	32	at New Mexico, 1/17
Free Throws Made	21	UNLV, 12/28
.....	21	vs. CSU Bakersfield, 12/6
Free Throws Attempts	30	UNLV, 12/28
Rebounds	67	vs. Bethesda, 11/12
Assists	22	vs. Oakland, 11/26
.....	22	vs. Bethesda, 11/12
Steals	8	vs. Wyoming, 2/4
Blocked Shots	8	vs. Alabama State, 11/15
.....	8	at Colorado State, 12/31
Turnovers	20	vs. North Texas, 11/25
.....	20	vs. Nevada, 1/7
Fouls	23	vs. Ball State, 11/27

San Jose State Game Lows

Points	40	vs. Nevada, 1/7
Points, Half	14	at San Diego State, 1/28
FG Made	15	vs. Nevada, 1/7
FG Attempts	29	vs. North Texas, 11/25
FG Percentage	.333 (15-45)	vs. Nevada, 1/7
3-Pt. FG Made	3	vs. CSU Bakersfield, 12/6
3-Pt. FG Attempts	16	Cal Poly, 12/20
Free Throws Made	0	vs. Fresno State, 1/10
Free Throws Attempts	5	vs. Hofstra, 11/17
.....	5	vs. Fresno State, 1/10
Rebounds	24	vs. North Texas, 11/25
Assists	8	at #11 Arkansas, 12/3
Steals	0	at Colorado State, 12/31
Blocked Shots	0	vs. Bethesda, 11/12
Turnovers	4	at New Mexico, 1/17
Fouls	9	vs. Air Force, 1/24

Opponent Player Game Highs

Points	35	Taylor Perry, North Texas, 11/25
FG Made	13	Hunter Maldonado, Wyoming, 2/4
FG Attempts	22	Elijah Harkless, UNLV, 12/28
3-Pt. FG Made	7	Taylor Perry, North Texas, 11/25
3-Pt. FG Attempts	13	Steven Ashworth, Utah State, 1/21
Free Throws Made	10	Taylor Perry, North Texas, 11/25
Free Throws Attempts	11	Taylor Perry, North Texas, 11/25
Rebounds	14	Morris Udeze, New Mexico, 1/17
Assists	10	Isaiah Stevens, Colorado State, 12/31
Steals	4	Rubin Jones, North Texas, 11/25
.....	4	Isaiah Hill, Fresno State, 2/7
Blocked Shots	4	Daniel Estes, Bethesda, 11/12
Turnovers	4	Jalen Finch, Ga. Southern, 11/8
.....	4	Camren Pierce, Cal Poly, 12/20
.....	4	Elija Harkless, UNLV, 12/28
.....	4	Noah Reynolds, Wyoming, 2/4
Fouls	5	Luis Rodriguez, UNLV, 12/28
.....	5	Taviontae Jackson, Colo. St., 12/31

Opponent Game Highs

Points	99	#11 Arkansas, 12/3
FG Made	37	#11 Arkansas, 12/3
FG Attempts	74	Bethesda, 11/12
FG Percentage	.627 (37-59)	#11 Arkansas, 12/3
3-Pt. FG Made	13	North Texas, 11/24
3-Pt. FG Attempts	31	Bethesda, 11/12
Free Throws Made	24	Hofstra, 11/17
Free Throws Attempts	30	Hofstra, 11/17
Rebounds	42	Nevada, 1/7
.....	42	New Mexico, 1/17
Assists	22	#11 Arkansas, 12/3
Steals	13	North Texas, 11/25
Blocked Shots	7	at Fresno State, 2/7
Turnovers	17	Wyoming, 2/4
Fouls	20	UNLV, 12/28
.....	20	Alabama State, 11/15

Opponent Game Lows

Points	43	Cal Poly, 12/20
FG Made	14	Cal Poly, 12/20
FG Attempts	46	North Texas, 11/24
FG Percentage	.268 (15-56)	Georgia Southern, 11/8
3-Pt. FG Made	2	Cal Poly, 12/20
3-Pt. FG Attempts	13	#11 Arkansas, 12/3
Free Throws Made	4	CSU Bakersfield, 12/6
.....	4	Pacific, 12/17
Free Throws Attempts	7	at Boise State, 1/3
Rebounds	19	North Texas, 11/25
Assists	4	Georgia Southern, 11/8
Steals	1	Alabama State, 11/15
.....	1	New Mexico, 1/17
Blocked Shots	0	Three games
Turnovers	2	Colorado State, 12/31
Fouls	9	Bethesda, 11/12

THE LAST TIME.....

A PLAYER SCORED 30 OR MORE POINTS:

32, by Myron (MJ) Amey Jr., vs. Bethesda, Jan. 8, 2022

AN OPPONENT SCORED 30 OR MORE POINTS:

34, by Hunter Maldonado, Wyoming, Feb. 4, 2023

A PLAYER COLLECTED 20 OR MORE REBOUNDS:

20, by Wil Carter, at Hawai'i, Jan. 7, 2012.

AN OPPONENT COLLECTED 20 OR MORE REBOUNDS:

20, by Nico Carvacho, at Colorado State, Feb. 10, 2018

A PLAYER COLLECTED 10 OR MORE ASSISTS:

10, by Omari Moore, vs. New Mexico, Feb. 20, 2022

AN OPPONENT COLLECTED 10 OR MORE ASSISTS:

10, by Isaiah Stevens, at Colorado State, Dec. 31, 2022

A PLAYER HAD 5 OR MORE STEALS:

5, by Omari Moore, vs. UNLV, Feb. 19, 2021

AN OPPONENT HAD 5 OR MORE STEALS:

5, by Abu Kigab, at Boise State, Feb. 5, 2022

A PLAYER HAD 5 OR MORE BLOCKED SHOTS:

5, by Ibrahima Diallo, at Boise State, January 3, 2023

AN OPPONENT HAD 5 OR MORE BLOCKED SHOTS:

6, by Lucas Moerman, vs. Air Force, Jan. 25, 2022

A PLAYER MADE 10 OR MORE FIELD GOALS:

10, by Omari Moore, vs. Wyoming, Feb. 4, 2023

AN OPPONENT MADE 10 OR MORE FIELD GOALS:

11, by Hunter Maldonado, Wyoming, Feb. 4, 2023

A PLAYER ATTEMPTED 20 OR MORE FIELD GOALS:

22, Omari Moore, vs. Wyoming, Feb. 4, 2023

AN OPPONENT ATTEMPTED 20 OR MORE FIELD GOALS:

22, by Elijah Harkless, UNLV, Dec. 28, 2022

A PLAYER MADE 10 OR MORE FREE THROWS:

12, by Seneca Knight, vs. UNLV, Feb. 29, 2020

AN OPPONENT MADE 10 OR MORE FREE THROWS:

10, by Tylor Perry, vs. North Texas, Nov. 25, 2022

A PLAYER MADE 5 OR MORE 3-PT FIELD GOALS:

5, Omari Moore, vs. Wyoming, February 4, 2023

AN OPPONENT MADE 5 OR MORE 3-PT FIELD GOALS:

6, by Anthony Holland, Fresno State, January 10, 2023

A PLAYER ATTEMPTED 10 OR MORE 3-PT FGS:

10, Omari Moore, vs. Wyoming, February 4, 2023

AN OPPONENT ATTEMPTED 10 OR MORE 3-PT FIELD GOALS:

10, by Anthony Holland, Fresno State, January 10, 2023

SAN JOSÉ STATE SCORED 100 OR MORE POINTS:

118 (118-43 win) vs. Bethesda, Jan. 8, 2022

AN OPPONENT SCORED 100 OR MORE POINTS:

111 (111-80 loss) vs. Wyoming, Mar. 10, 2021

SJSU SHOT AT LEAST 60% FROM THE FIELD IN A GAME:

60.7 (34-56) at Air Force, Jan. 14, 2017

A TEAM SHOT AT LEAST 60% FROM THE FIELD IN A GAME VS. SJSU:

62.7 (37-59) at #11 Arkansas, Dec. 3, 2022

SAN JOSE STATE HAD TWO PLAYERS SCORE 20 POINTS IN A GAME:

32 by Myron (MJ) Amey Jr., 23 by Tibet Görener, vs. Bethesda, Jan. 8, 2022

SAN JOSÉ STATE HAD THREE OR MORE PLAYERS WITH 10 OR MORE REBOUNDS IN A GAME:

13 by Ashtin Chastain, 12 by Michael Steadman, 12 by Craig LeCesne vs. Air Force, Jan. 26, 2019

SAN JOSÉ STATE HAD FIVE OR MORE PLAYERS WITH 10 OR MORE POINTS IN A GAME:

29 by Omari Moore, 14 by Sage Tolbert, 13 by Alvaro Cardenas, 10 by Trey Anderson, 10 by Ibrahima Diallo, vs. Wyoming, Nov. 27, 2022 February 4, 2023

SAN JOSÉ STATE HAD TWO OR MORE PLAYERS WITH 10 OR MORE POINTS & 10 OR MORE REBOUNDS IN A GAME:

38 points and 12 rebounds by Richard Washington, 15 points and 12 rebounds by Omari Moore, vs. Fresno Pacific, Dec. 9, 2020

A SAN JOSÉ STATE PLAYER SCORE 30 OR MORE POINTS IN SUCCESSIVE GAMES:

30, vs. Nevada, on Feb. 12, 2011, and 35, vs. Montana State on Feb. 15, 2011, by Adrian Oliver.

A SAN JOSÉ STATE PLAYER SCORED 20 OR MORE POINTS AND COLLECTED 20 OR MORE REBOUNDS IN A GAME:

21 points and 20 rebounds on Jan. 7, 2012, by Wil Carter.

SAN JOSÉ STATE WON BY 30 OR MORE POINTS:

30 (82-52) vs. Air Force, Jan. 24, 2023

SAN JOSÉ STATE LOST BY 30 OR MORE POINTS:

41 (99-58) at #11 Arkansas, Dec. 3, 2022

SAN JOSÉ STATE WON FIVE OR MORE STRAIGHT GAMES:

5, Dec. 5, 1998 through Dec. 27, 1998.

SAN JOSÉ STATE WON AN IN-SEASON TOURNAMENT:

2011 Elgin Baylor Classic in Seattle, Wash.

SAN JOSÉ STATE BEAT A NATIONALLY-RANKED TEAM:

Alabama was ranked 19th in the Associated Press poll on Dec. 27, 1996, when San José State posted a 60-59 overtime win in the Comerica Cable Car Classic.

A SPARTAN HAD A TRIPLE-DOUBLE

18 pts, 10 reb., 10 assists, by Omari Moore, vs. New Mexico, Feb. 20, 2022

2022-23 San José State Men's Basketball

19-19-19-19



Official Basketball Box Score - Final
Ga. Southern at San Jose St.
 11/06/22 Provident Credit Union Event Center, San Jose, CA
 2022-23 Men's Basketball

Game Time: 7:00 PM
 Game Duration: 1:43
 Attendance: 2,241

Officials: John Higgins, Eric Curry, Jim Schipper

Ga. Southern - 48 Record: 0-1

NO. Name	Min	FG		3P		FT		Rebounds		Fouls		TP	AS	TO	ST	Blocks		+/-
		M-A	M-A	M-A	M-A	OR	DR	PF	FD	BS	BA							
11 Johnny McFatten	F 07:20	0-1	0-0	0-0	1 0	1 4	1 0	0 1	0 0	1 0	0 0	0 0	0 0	0 0	0 0	0 0	0 0	-7
12 Andrei Savrasov	F 33:29	6-12	2-5	0-0	1 5	6 1	3 1	14	0	3	3	0	0	0	0	0	0	-13
0 Kaden Archie	G 22:35	0-8	0-1	0-0	1 2	3 0	1 0	0	0	0	0	0	1	2	-7			
2 Jalen Finch	G 32:42	2-5	0-0	6-6	0 2	2 0	3 10	1	4	0	0	1	1	9				
13 Tai Strickland	G 30:27	3-13	1-3	4-4	1 4	5 2	4 11	1	0	0	0	0	0	0	1	-2		
10 Carlos Curry	19:50	2-3	0-0	0-0	2 6	8 4	0 4	0	0	0	0	0	0	0	1	0		
1 Cam Bryant	16:43	0-3	0-2	0-0	0 1	1 3	0 0	3	0	0	0	3	0	0	0	0	-11	
3 Tyren Moore	16:04	1-6	1-2	4-4	0 0	0 1	1 7	0	0	0	1	7	0	0	0	0	-12	
4 Kamari Brown	20:50	1-5	0-2	0-0	0 3	3 1	0 2	2	0	0	0	0	0	0	0	0	-14	
Totals		15-56	4-15	14-14	9 27	36 16	13 48	4	11	4	1	5	1	5	15			

Technical Fouls: Curry 2nd12:24

Shooting By Period	
1 st FG%	8-29 27.6%
3PT%	2-8 25.0%
FT%	4-4 100%
2 nd FG%	7-27 25.9%
3PT%	2-7 28.6%
FT%	10-10 100%
GM FG%	15-56 26.8%
3PT%	4-15 26.7%
FT%	14-14 100.0%

Dead Ball Rebounds: 0, 0



Official Basketball Box Score - Final
Bethesda (CA) at San Jose St.
 11/17/22 Provident Credit Union Event Center, San Jose, CA
 2022-23 Men's Basketball

Game Time: 1:00 PM
 Game Duration: 1:33
 Attendance: 1,322

Officials: Randy McCal, Amy Bonner, Crystal Hogan

Bethesda (CA) - 68 Record: 0-7

NO. Name	Min	FG		3P		FT		Rebounds		Fouls		TP	AS	TO	ST	Blocks		+/-
		M-A	M-A	M-A	M-A	OR	DR	PF	FD	BS	BA							
0 Justin Clark	G 26:21	1-6	1-5	0-0	1 3	4 3	1 3	1	2	1	0	0	0	0	0	0	0	-16
2 Kamron Fleming	G 32:48	4-13	3-6	5-8	0 1	1 2	5 16	0	0	1	0	0	0	0	0	0	0	-14
4 Daniel Estes	G 38:04	5-16	0-3	0-1	5 7	12 3	3 10	2	0	0	0	4	0	0	0	0	0	-23
11 Adrian Hernandez	G 18:49	2-6	0-4	0-0	0 1	1 0	0 4	2	0	0	0	0	0	0	0	0	0	-12
55 Amar Ross	G 38:19	2-20	5-9	6-6	2 6	8 0	4 29	4	1	3	0	0	0	0	0	0	0	-19
1 Tyler Goodlow	16:57	2-9	0-4	0-0	0 0	0 0	1 4	0	3	1	0	0	0	0	0	0	-13	
22 Michael Plumley	11:36	0-2	0-0	0-0	0 0	0 0	0 0	0	0	0	0	0	0	0	0	0	-11	
13 Russell Redwood	09:19	1-2	0-0	0-0	0 1	1 0	0 2	0	0	0	0	0	0	0	0	0	-1	
25 Bennie Brown	07:47	0-0	0-0	0-0	0 1	1 0	0 0	0	0	0	0	0	0	0	0	0	-1	
Totals		24-74	9-31	11-16	11 23	34 9	14 68	9	7	7	4	0	22					

Technical Fouls: NONE

Shooting By Period	
1 st FG%	10-36 27.8%
3PT%	4-14 28.6%
FT%	5-10 50%
2 nd FG%	14-38 36.8%
3PT%	5-17 29.4%
FT%	6-6 100%
GM FG%	24-74 32.4%
3PT%	9-31 29.0%
FT%	11-16 68.8%

Dead Ball Rebounds: 1, 0

San Jose St. - 63 Record: 1-0

NO. Name	Min	FG		3P		FT		Rebounds		Fouls		TP	AS	TO	ST	Blocks		+/-
		M-A	M-A	M-A	M-A	OR	DR	PF	FD	BS	BA							
15 Trey Anderson	F 28:10	1-3	1-2	4-4	0 2	2 2	2 7	1	2	0	0	0	0	0	0	0	0	14
23 Sage Tolbert	F 25:53	4-6	0-0	0-0	0 7	7 3	1 8	2	0	0	0	0	0	0	0	0	0	7
5 Ibrahim Diallo	C 20:44	4-6	0-0	1-4	0 6	6 1	5 9	2	1	1	2	0	0	0	0	0	0	9
10 Omari Moore	G 32:06	6-16	0-5	2-2	2 7	9 1	14 1	4	0	0	0	3	1	11				
13 Alvaro Cardenas	G 36:46	6-10	2-5	0-0	0 2	2 3	14 0	0	0	0	0	0	0	0	0	0	0	16
0 Myron Arney, Jr.	15:25	0-2	0-1	1-2	0 2	2 1	1 0	1	0	0	0	0	0	0	0	0	0	6
31 Tibet Gorener	24:18	2-6	2-2	0-0	2 2	2 3	8 3	0	0	0	0	0	0	0	0	0	0	5
22 Robert Vaihola	09:30	1-3	0-0	1-2	0 1	1 1	2 0	2	1	0	0	0	0	0	0	0	0	5
2 Max Allen	07:08	0-0	0-0	0-0	0 2	2 0	0 1	0	0	0	0	0	0	0	0	0	0	2
Totals		24-52	5-19	10-14	4 32	36 14	15 63	10	11	3	5	1	15					

Technical Fouls: Anderson 1st6:50, Diallo 2nd12:35

Shooting By Period	
1 st FG%	10-28 35.7%
3PT%	3-12 25.0%
FT%	8-11 72.7%
2 nd FG%	14-24 58.3%
3PT%	2-7 28.6%
FT%	2-3 66.7%
GM FG%	24-52 46.2%
3PT%	5-19 26.3%
FT%	10-14 71.4%

Dead Ball Rebounds: 1, 0

San Jose St. - 90 Record: 2-0

NO. Name	Min	FG		3P		FT		Rebounds		Fouls		TP	AS	TO	ST	Blocks		+/-
		M-A	M-A	M-A	M-A	OR	DR	PF	FD	BS	BA							
15 Trey Anderson	F 16:51	2-8	1-6	0-0	2 4	6 1	0 5	0	2	0	0	0	0	0	0	0	0	5
23 Sage Tolbert	F 19:58	5-9	0-1	3-4	8 6	14 0	2 13	3	0	0	0	0	0	0	0	0	0	18
5 Ibrahim Diallo	C 22:24	2-4	0-0	0-0	0 1	2 1	0 4	1	0	0	0	0	0	0	0	0	0	5
10 Omari Moore	G 22:03	5-10	1-3	1-2	0 6	6 0	1 12	3	1	0	0	0	0	0	0	0	0	22
13 Alvaro Cardenas	G 19:09	2-7	0-2	0-0	0 2	2 3	1 4	7	1	1	0	0	0	0	0	0	0	9
0 Myron Arney, Jr.	17:57	5-9	3-6	0-0	0 1	2 1	13 2	2	0	0	0	0	0	0	0	0	0	20
22 Robert Vaihola	15:51	6-6	0-0	2-3	4 6	10 4	14 0	1	0	0	0	0	0	0	0	0	0	24
31 Tibet Gorener	12:55	2-6	1-2	0-0	1 4	5 0	5 2	2	1	1	0	0	0	0	0	0	0	21
2 Max Allen	12:39	0-4	0-2	0-0	1 3	4 1	0 2	0	2	0	0	0	0	0	0	0	0	2
1 Garrett Anderson	08:47	1-4	1-3	0-0	1 1	2 0	0 3	0	0	0	0	0	0	0	0	0	0	-1
20 Kellen King	10:32	2-2	1-1	0-0	0 2	2 0	5 2	2	2	0	0	0	0	0	0	0	0	4
4 Leo Torbor	07:27	2-2	0-0	0-0	0 2	3 1	0 4	0	0	0	0	0	0	0	0	0	0	0
11 JT Elder	11:45	2-6	0-2	0-0	0 0	0 0	2 0	4	0	0	0	0	0	0	0	0	0	-7
21 Nico D'Augusta	05:18	0-3	0-3	0-0	0 0	0 0	1 0	0	0	0	0	0	0	0	0	0	0	-2
33 Kevin Simeth	06:24	2-3	0-0	0-0	1 5	6 1	0 4	0	1	0	0	0	0	0	0	0	0	-2
Totals		38-83	8-31	6-9	24 43	67 14	9 90	22	13	3	0	4	22					

Technical Fouls: NONE

Shooting By Period	
1 st FG%	20-44 45.5%
3PT%	3-17 17.6%
FT%	2-3 66.7%
2 nd FG%	18-39 46.2%
3PT%	5-14 35.7%
FT%	4-6 66.7%
GM FG%	38-83 45.8%
3PT%	8-31 25.8%
FT%	6-9 66.7%

Dead Ball Rebounds: 1, 0

	GASO	SJSU
Biggest lead	0 (1 st 20:00)	21 (2 nd 10:30)
Best Scoring Run	8 (2 nd 1:49)	8 (1 st 6:31)
Lead Changes	0	0
Times Tied	1	0
Time with Lead	00:00	38:42

Points from	GASO	SJSU
Turnovers	5	4
Paint	18	36
Second Chance	6	0
Fast Breaks	6	1
Bench	13	11

Period by Period Scoring	1st	2nd	TOT
GASO	22	26	48
SJSU	31	32	63

	BETH	SJSU
Biggest lead	5 (1 st 15:55)	29 (2 nd 11:44)
Best Scoring Run	7 (1 st 16:45)	15 (2 nd 12:51)
Lead Changes	3	0
Times Tied	1	0
Time with Lead	03:07	35:53

Points from	BETH	SJSU
Turnovers	8	12
Paint	24	60
Second Chance	16	25
Fast Breaks	12	16
Bench	6	52

Period by Period Scoring	1st	2nd	TOT
BETH	29	39	68
SJSU	45	45	90



Official Basketball Box Score - Final
Alabama St. at San Jose St.
 11/17/22 Provident Credit Union Event Center, San Jose, CA
 2022-23 Men's Basketball

2022-23 San José State Men's Basketball

20-20-20-20



Official Basketball Box Score - Final
San Jose St. at Northern Colo.
 11/19/22 Bank of Colorado Arena, Greeley
 2022-23 Men's Basketball

Game Time: 2:00 PM
 Game Duration: 1:51
 Attendance: 1,065



Official Basketball Box Score - Final
San Jose St. at North Texas
 11/25/22 Baha Mar Convention Center, Nassau
 2022-23 Men's Basketball

Game Time: 5:30 PM
 Game Duration: 1:57
 Attendance: 248

San Jose St. - 80 Record: 4-1

NO. Name	Min	FG M-A	3P M-A	FT M-A	Rebounds		Fouls		TP	AS	TO	ST	Blocks		+/-	
					OR	DR	PF	FD					BS	BA		
15 Trey Anderson	F 33:09	3-5	2-3	3-4	2	9	11	2	2	11	2	1	0	2	0	4
23 Sage Tolbert	F 30:06	5-11	1-2	6-6	3	4	7	2	4	17	1	1	0	0	0	13
5 Ibrahim Diallo	C 13:31	4-5	0-0	1-2	1	3	4	2	2	9	0	0	0	0	0	-7
10 Omari Moore	G 37:34	7-16	3-6	3-3	5	2	7	3	3	20	4	0	1	1	0	11
13 Alvaro Cardenas	G 40:00	4-12	1-6	0-0	0	3	3	0	0	9	4	0	1	0	0	11
22 Robert Vaihola	13:41	3-3	0-0	0-0	2	4	6	3	2	6	0	6	0	0	0	14
31 Tibet Gorener	08:58	1-2	1-2	0-0	0	1	1	2	0	3	0	0	0	0	0	2
2 Max Allen	02:49	0-2	0-1	0-0	0	1	1	0	0	2	0	0	0	0	0	-7
11 JT Elder	02:49	0-1	0-0	0-0	0	0	0	0	0	0	0	1	0	0	0	-7
1 Garrett Anderson	14:57	2-2	0-0	1-2	1	0	1	3	1	5	1	0	0	0	0	21
20 Kellen King	02:26	0-0	0-0	0-0	0	0	0	0	0	0	0	0	0	0	0	0
Team					1	1	2			0						
Totals		29-59	8-20	14-17	15	28	43	18	16	80	12	9	2	3	0	11

Technical Fouls: Coach 1st12:42

Shooting By Period	
1 st FG%	15-29 51.7%
3PT%	7-14 50.0%
FT%	4-6 66.7%
2 nd FG%	14-30 46.7%
3PT%	1-6 16.7%
FT%	10-11 90.9%
GM FG%	29-59 49.2%
3PT%	8-20 40.0%
FT%	14-17 82.4%

Dead Ball Rebounds: 1, 0

San Jose St. - 54 Record: 4-2

NO. Name	Min	FG M-A	3P M-A	FT M-A	Rebounds		Fouls		TP	AS	TO	ST	Blocks		+/-		
					OR	DR	PF	FD					BS	BA			
15 Trey Anderson	F 22:32	6-6	4-4	0-0	1	1	2	2	2	16	1	2	0	0	0	-4	
23 Sage Tolbert	F 18:26	1-1	1-1	0-2	1	2	3	1	1	3	1	2	0	1	0	-4	
5 Ibrahim Diallo	C 14:56	2-2	0-0	0-2	0	3	3	1	2	4	1	2	0	2	0	-3	
10 Omari Moore	G 31:36	2-4	1-3	4-4	1	3	4	3	2	9	3	5	0	0	0	-24	
13 Alvaro Cardenas	G 26:51	0-5	0-3	2-2	0	3	3	4	2	2	2	2	0	0	0	-14	
22 Robert Vaihola	15:35	0-0	0-0	2-4	1	0	1	1	2	2	0	2	0	0	0	-12	
31 Tibet Gorener	19:00	1-3	1-3	0-0	0	1	1	0	0	3	0	1	0	0	0	-16	
2 Max Allen	05:34	0-0	0-0	1-2	0	0	0	0	0	3	1	1	0	0	0	-4	
1 Garrett Anderson	09:11	2-4	2-3	0-0	0	0	0	0	0	1	6	0	0	0	0	4	
11 JT Elder	13:21	1-2	0-1	0-0	0	0	0	0	0	1	2	0	2	0	0	-7	
20 Kellen King	05:53	0-0	0-0	0-0	0	0	0	0	0	0	0	1	1	0	0	-2	
25 Ryan Perry	02:24	0-0	0-0	2-2	0	0	0	0	0	1	2	0	0	1	0	0	2
4 Leo Torbor	09:28	1-1	0-0	0-5	2	0	2	0	2	2	0	0	0	0	0	3	
33 Kevin Smith	03:22	1-1	0-0	0-0	0	0	0	0	0	2	0	0	0	0	0	-4	
21 Nico D'Augusta	01:51	0-0	0-0	0-0	0	0	0	0	0	0	0	0	0	0	0	2	
Team					0	5	5			0							
Totals		17-29	9-18	11-23	6	18	24	16	18	54	9	20	2	3	0	-15	

Technical Fouls: NONE

Shooting By Period	
1 st FG%	10-27 37.0%
3PT%	6-12 50.0%
FT%	15-18 83.3%
2 nd FG%	11-27 40.7%
3PT%	4-12 33.3%
FT%	2-3 66.7%
GM FG%	21-54 38.9%
3PT%	10-24 41.7%
FT%	17-21 81.0%

Dead Ball Rebounds: 2, 0

Northern Colo. - 69 Record: 1-3

NO. Name	Min	FG M-A	3P M-A	FT M-A	Rebounds		Fouls		TP	AS	TO	ST	Blocks		+/-	
					OR	DR	PF	FD					BS	BA		
21 Bryce Kennedy	F 19:10	0-1	0-1	0-0	0	1	1	2	1	0	0	1	0	0	0	-10
32 Theo Hughes	C 10:22	0-1	0-0	1-2	0	4	4	4	1	1	1	0	0	0	0	10
1 Daylen Kountz	G 36:49	6-18	1-3	7-9	1	2	3	2	6	20	1	0	0	0	3	-8
2 Matt Johnson II	G 36:04	4-9	2-5	4-4	0	1	1	0	2	14	7	2	0	0	0	-11
5 Dalton Knecht	G 39:09	7-13	4-8	2-2	0	2	2	2	3	20	1	1	2	0	0	-14
30 Caleb Shaw	22:27	0-3	0-2	2-2	0	1	1	1	1	2	0	1	0	0	0	-7
15 Juju Ramirez	05:47	0-1	0-0	0-0	1	1	2	1	0	0	0	0	0	0	0	-8
22 Riley Abercrombie	22:19	4-8	3-5	1-2	0	2	2	4	3	12	1	1	0	0	0	-8
3 Langston Reynolds	05:58	0-0	0-0	0-0	2	2	2	0	0	0	1	1	0	0	0	3
14 Brock Wisne	01:55	0-0	0-0	0-0	1	0	1	0	0	0	0	0	0	0	0	-2
Team					4	1	5			0						
Totals		21-54	10-24	17-21	7	17	24	16	17	69	12	7	3	0	3	-11

Technical Fouls: NONE

Shooting By Period	
1 st FG%	14-24 58.3%
3PT%	6-8 75%
FT%	7-22 31.8%
2 nd FG%	4-9 44.4%
3PT%	8-9 88.9%
GM FG%	21-46 45.7%
3PT%	13-20 65.0%
FT%	14-17 82.4%

Dead Ball Rebounds: 2, 0

SJSU UNC

Biggest lead	11 (2 nd 4:18)	8 (1 st 17:00)	Points from		Period by Period Scoring				
			Turnovers	14	11	1st	2nd	TOT	
Best Scoring Run	10 (2 nd 7:41)	9 (1 st 10:22)	Paint	42	22				
Lead Changes	11		Second Chance	17	6	SJSU	41	39	80
Times Tied	9		Fast Breaks	3	4	UNC	41	28	69
Time with Lead	18:24	15:18	Bench	14	14				

North Texas - 69 Record: 4-1

NO. Name	Min	FG M-A	3P M-A	FT M-A	Rebounds		Fouls		TP	AS	TO	ST	Blocks		+/-	
					OR	DR	PF	FD					BS	BA		
1 Aaron Scott	F 27:53	1-4	1-2	0-0	3	1	4	3	0	3	2	0	2	0	0	20
33 Abou Ousmane	F 16:59	1-4	0-0	0-0	1	0	1	4	0	2	0	0	2	0	1	-3
4 Tyree Eady	G 23:44	2-4	2-3	0-0	1	3	4	1	1	6	2	2	1	0	0	5
5 Tylor Perry	G 32:27	9-12	7-7	10-11	0	0	0	1	8	35	2	2	3	0	1	9
10 Kai Huntsberry	G 29:17	6-12	2-3	2-2	0	0	0	1	2	16	2	0	0	0	0	15
15 Rubin Jones	20:03	1-4	0-1	1-2	0	1	1	1	2	3	3	1	4	0	0	15
23 Matthew Stone	18:55	1-3	1-3	0-0	0	0	0	4	1	3	0	0	1	0	0	9
24 Jayden Martinez	20:58	0-3	0-1	1-2	1	2	3	1	2	1	0	1	0	0	0	15
3 Christian Moore	02:41	0-0	0-0	0-0	0	0	0	1	0	0	0	0	0	0	0	-2
0 Rashed Browne	01:51	0-0	0-0	0-0	0	1	1	0	0	0	0	1	0	0	0	-2
13 Arsh Mattu	01:51	0-0	0-0	0-0	0	0	0	0	0	0	0	0	0	0	0	-2
14 Moulaye Sissoko	01:51	0-0	0-0	0-0	0	0	0	0	0	1	0	0	1	0	0	-2
20 Grayson Allen	01:30	0-0	0-0	0-0	0	0	0	0	0	0	0	0	0	0	0	-2
Team					2	3	5			0						
Totals		21-46	13-20	14-17	8	11	19	18	16	69	11	8	13	0	3	15

Technical Fouls: NONE

SJS NTX

Biggest lead	2 (1 st 18:37)	19 (2 nd 3:56)	Points from		Period by Period Scoring				
			Turnovers	8	27	1st	2nd	TOT	
Best Scoring Run	10 (1 st 0:57)		Paint	14	12	SJS	27	27	54
Lead Changes	6 (1 st 8:30)	10 (1 st 0:57)	Second Chance	4	10	NTX	43	26	69
Times Tied	0		Fast Breaks	4	2				
Time with Lead	01:22	37:15	Bench	20	7				



Official Basketball Box Score - Final
Oakland at San Jose St.
 11/26/22 Baha Mar Convention Center, Nassau
 2022-23 Men's Basketball

Game Time: 2:30 PM
 Game Duration: 1:32
 Attendance: 239



Official Basketball Box Score - Final
San Jose St. at Ball St.
 11/27/22 Baha Mar Convention Center, Nassau
 2022-23 Men's Basketball

Game Time: 2:30 PM
 Game Duration: 1:55
 Attendance: 270

Oakland - 67 Record: 2-5

NO. Name	Min	FG M-A	3P M-A	FT M-A	Rebounds		Fouls		TP	AS	TO	ST	Blocks		+/-	
					OR	DR	PF	FD					BS	BA		
1 Keaton Hervey	F 30:04	3-7	2-4	0-0	2	4	6	4	0	3	14	1	2	1	0	-1
4 Trey Townsend	F 37:51	5-13	0-1	4-5	1	4	5	1	3	18	1	1	0	0	0	-8
23 Chris Conway	F 19:46	2-5	0-1	0-0	0	3	3	1	1	4	0	0	1	0	0	-4
3 Rocket Watts	G 07:26	0-3	0-1	0-0	0	1	1	0	1	0	0	2	0	0	1	-4
34 Jalen Moore	G 33:59	5-10	0-2	6-7	0	2	2	0	6	16	5	1	3	0	1	-10
2 Will Shepherd	10:45	2-4	1-2	0-0	1	0	1	2	0	5	0	0	0	0	0	-5
11 Blake Lampman	31:33	3-10	1-5	2-2	0	2	2	1	2	9	0	1	1	0	0	-18
13 Osei Price	20:23															

2022-23 San José State Men's Basketball

21-21-21-21



Official Basketball Box Score - Final
San Jose St. at Arkansas
 12/03/22 Bud Walton Arena, Fayetteville, Ark.
 2022-23 Men's Basketball

Game Time: 3:00 PM
 Game Duration: 1:45
 Attendance: 19,200

Officials: Bari Lennox, Jason Baker, Madmir Toyard-Tadal

San Jose St. - 58

Record: 6-3

NO.	Name	Min	FG	3P	FT	Rebounds	Fouls	TP	AS	TO	ST	Blocks	+/-							
			M-A	M-A	M-A	OR DR TOT	PF	FD				BS BA								
12	Sage Tolbert	F 28:53	5-8	1-2	1-2	5 6 11	3	1	2	0	2	1	0	-19						
15	Trey Anderson	F 26:10	1-5	0-2	0-0	2 2 2	1	1	2	0	1	1	0	-31						
5	Ibrahima Diallo	G 16:46	5-9	0-0	0-1	2 4 4	4	1	1	0	1	0	2	-4						
10	Omari Moore	G 28:36	8-14	3-6	2-2	0 0 0	2	3	21	4	4	4	0	-31						
13	Alvaro Cardenas	G 32:13	3-7	2-3	1-2	0 1 1	2	1	9	2	3	0	0	-20						
22	Robert Vaihola	G 15:58	0-2	0-0	0-0	1 1 2	1	1	0	0	3	0	0	-18						
31	Tibet Gorener	18:16	1-4	0-2	0-2	1 3 4	2	1	2	0	0	0	0	-20						
0	Myron Arney, Jr.	09:05	0-4	0-2	0-0	1 1 2	1	0	2	2	0	0	1	-9						
1	Garrett Anderson	04:47	0-1	0-1	0-0	0 0 0	0	0	0	0	0	0	0	-11						
11	J Elder	06:06	0-2	0-1	2-2	0 1 1	1	1	2	0	0	0	0	-12						
20	Kellen King	04:08	0-1	0-0	0-0	0 0 0	0	0	0	0	0	0	0	-8						
33	Kevin Smith	04:19	0-0	0-0	0-0	0 0 0	0	0	0	0	1	0	1	-11						
4	Leo Torbor	02:51	0-0	0-0	0-0	0 0 0	0	0	0	0	0	0	0	-7						
25	Ryen Perry	01:52	0-0	0-0	0-0	0 0 0	0	0	0	0	1	0	0	-4						
Team						2	2	4												
Totals						23-57	6-19	6-11	11	18	29	19	12	58	8	18	6	3	5	-41

Technical Fouls: NONE

Arkansas - 99

Record: 7-1

NO.	Name	Min	FG	3P	FT	Rebounds	Fouls	TP	AS	TO	ST	Blocks	+/-							
			M-A	M-A	M-A	OR DR TOT	PF	FD				BS BA								
13	Jordan Walsh	F 17:00	3-5	0-0	0-0	1 2 3	0	0	6	0	0	1	1	20						
15	Makhi Mitchell	F 11:30	4-6	0-0	0-1	2 2 4	1	1	8	0	1	1	1	-6						
0	Anthony Black	G 32:10	3-5	1-1	1-1	1 3 4	2	2	8	6	2	0	0	-22						
1	Ricky Council IV	G 26:44	5-6	1-1	6-6	0 3 3	1	5	17	1	3	3	0	31						
3	Nick Smith Jr.	G 24:10	6-14	3-5	1-2	0 1 1	1	2	16	5	0	0	0	12						
2	Trevon Brazile	29:43	8-9	1-2	6-8	0 5 5	2	6	23	2	2	2	0	31						
4	Davonte Davis	22:25	0-2	0-1	0-1	1 1 2	0	0	0	3	0	0	1	23						
20	Kamani Johnson	03:20	0-0	0-0	0-0	0 0 0	0	0	0	0	0	0	0	4						
22	Makhel Mitchell	00:45	0-1	0-0	0-0	1 0 1	0	0	0	0	0	0	0	1						
11	Jalen Graham	11:39	4-5	0-0	3-3	1 5 6	0	3	11	1	2	1	0	23						
23	Derrian Ford	07:15	1-1	0-0	0-0	0 0 0	0	0	2	3	0	0	0	15						
5	Joseph Pinion	05:16	2-3	1-1	0-0	1 1 2	1	0	5	0	0	0	0	11						
12	Barry Dunning Jr.	04:19	0-0	0-0	0-0	1 1 1	1	0	0	0	1	0	0	11						
21	Cade Arbogast	01:52	1-2	1-2	0-0	0 0 0	0	0	3	0	0	0	0	4						
45	Lawson Blake	01:52	0-0	0-0	0-0	0 0 0	0	0	0	0	1	0	0	4						
Team						0	2	2												
Totals						37-59	8-13	17-21	7	26	33	12	19	99	22	11	8	5	3	41

Technical Fouls: NONE

	SJSU	ARK
Biggest lead	4 (1st 4:24)	41 (2nd 0:20)
Best Scoring Run	7 (1st 8:21)	11 (2nd 2:06)
Lead Changes	12	6
Times Tied	4	
Time with Lead	03:01	32:34

Points from	SJSU	ARK
Turnovers	12	32
Paint	30	52
Second Chance	10	6
Fast Breaks	2	23
Bench	4	44

Period by Period Scoring	1st	2nd	TOT
SJSU	35	23	58
ARK	40	59	99



Official Basketball Box Score - Final
San Jose St. at Santa Clara
 12/10/22 Levey Center, Santa Clara
 2022-23 Men's Basketball

Game Time: 2:00 PM
 Game Duration: 1:38
 Attendance: 1,225

Officials: John Higgins, Shawn Lehigh, Casey McClellan

San Jose St. - 75

Record: 8-3

NO.	Name	Min	FG	3P	FT	Rebounds	Fouls	TP	AS	TO	ST	Blocks	+/-							
			M-A	M-A	M-A	OR DR TOT	PF	FD				BS BA								
15	Trey Anderson	F 30:15	2-5	2-5	0-0	0 3 3	3	1	0	0	0	0	5							
23	Sage Tolbert	F 34:44	7-11	4-4	0-0	2 10 12	1	0	18	1	0	1	0	9						
5	Ibrahima Diallo	G 21:43	2-4	0-0	3-4	3 7 10	4	3	7	3	3	0	2	23						
10	Omari Moore	G 40:00	8-17	3-8	5-7	0 2 2	1	5	24	7	3	1	1	0						
13	Alvaro Cardenas	G 26:16	0-5	0-3	4-4	0 1 1	1	2	4	2	0	0	0	9						
22	Robert Vaihola	18:17	3-6	0-0	0-0	3 4 7	0	0	6	1	1	0	1	-12						
0	Myron Arney, Jr.	13:44	2-4	0-0	4-5	0 1 1	1	0	3	8	0	0	0	2						
31	Tibet Gorener	09:31	0-3	0-1	0-0	0 0 0	1	0	0	0	0	1	0	1						
1	Garrett Anderson	05:30	1-1	0-0	0-0	0 0 0	0	0	0	0	0	0	0	7						
Team						0	3	3												
Totals						25-56	9-21	16-20	8	31	39	11	14	75	15	8	3	4	1	11

Technical Fouls: NONE

	SJS	SCU
Biggest lead	12 (2nd 0:50)	10 (1st 10:51)
Best Scoring Run	12 (2nd 1:39)	8 (1st 15:13)
Lead Changes	4	
Times Tied	5	
Time with Lead	05:36	30:30

Points from	SJS	SCU
Turnovers	7	12
Paint	30	24
Second Chance	7	17
Fast Breaks	9	3
Bench	16	2

Period by Period Scoring	1st	2nd	TOT
SJS	29	46	75
SCU	37	27	64

Technical Fouls: NONE



Official Basketball Box Score - Final
CSU Bakersfield at San Jose St.
 12/06/22 Provident Credit Union Event Center, San Jose
 2022-23 Men's Basketball

Game Time: 7:00 PM
 Game Duration: 1:45
 Attendance: 1,546

Officials: David Hall, Lewis Garrison, Amy Bonner

CSU Bakersfield - 48

Record: 4-5

NO.	Name	Min	FG	3P	FT	Rebounds	Fouls	TP	AS	TO	ST	Blocks	+/-							
			M-A	M-A	M-A	OR DR TOT	PF	FD				BS BA								
2	Travis Henson	F 28:11	3-5	2-4	0-0	0 1 1	3	0	8	0	1	1	0	-6						
4	Antavion Collum	F 30:39	4-12	0-0	2-4	1 3 4	2	2	10	2	0	0	1	-6						
22	Cameron Smith	F 19:37	1-1	0-1	0-1	2 1 3	4	2	2	1	0	0	0	-7						
1	Kaleb Higgins	G 28:08	4-11	1-5	2-2	0 1 1	2	3	11	3	1	2	0	3						
10	Marvin McGhee III	G 18:59	2-5	1-1	0-0	0 0 0	1	0	5	0	0	0	0	-5						
0	Cedquavius Hunter	04:20	0-2	0-1	0-0	0 0 0	0	0	0	0	0	0	0	1						
23	Ivan Reynolds	19:24	2-7	0-0	2-2	0 3 3	1	1	4	0	1	1	0	-3						
55	Modeslas Kancleris	23:57	3-8	0-3	0-1	2 3 5	2	2	6	1	0	2	2	-12						
5	Naseem Gaskin	17:37	0-0	0-0	0-0	0 3 3	2	1	0	1	1	0	0	-10						
21	Ugnius Jarusevicius	07:44	1-3	0-0	0-0	1 1 2	1	2	0	0	0	0	0	3						
11	Kaseem Watson	01:24	0-0	0-0	0-0	0 0 0	0	0	0	0	0	0	0	3						
Team						1	3	4												
Totals						20-57	4-15	4-10	9	16	25	19	12	48	8	5	6	3	5	-10

Technical Fouls: NONE

San Jose St. - 58

Record: 7-3

NO.	Name	Min	FG	3P	FT	Rebounds	Fouls	TP	AS	TO	ST	Blocks	+/-	
			M-A	M-A	M-A	OR DR TOT	PF	FD				BS BA		
15	Trey Anderson	F 25:00	2-4	0-1	4-4	1 2 3	4	3	8	0	1	0	0	8
23	Sage Tolbert	F 33:47	3-4	0-1	3-7	1 8 9	2	5	9	1	4	1	0	0
5	Ibrahima Diallo	C 26:01	2-6	0-0	5-6	5 6 11	1	5	9	0	0	0	2	1
10	Omari Moore	G 37:13	2-6	0-2	3-4	0 6 6	0	2	7	5	3	1	3	16
13	Alvaro Cardenas	G 29:41	3-14	0-6	4-4	1 5 6	3	2	10	3	1	0	0	-13
0	Myron Arney, Jr.	10:19	0-2	0-1	0-0	0 0 0	1	0	0	0	2	0	0	3
22	Robert Vaihola	13:42	2-4	0-0	2-3	4 2 6	1	2	6	0	1	0	0	1
31	Tibet Gorener	21:30	2-6	2-6	0-0	1 3 4	0	0	6	0	0	0	0	3
1	Garrett Anderson	02:47	1-2	1-2	0-0	0 0 0	0	0	0	0	0	0	0	-6

2022-23 San José State Men's Basketball

22-22-22-22



Official Basketball Box Score - Final
Cal Poly at San Jose St.
 12/20/22 Provident Credit Union Event Center, San Jose, CA
 2022-23 Men's Basketball

Game Time: 7:00 PM
 Game Duration: 1:42
 Attendance: 1,233

Officials: John Higgins, D.G. Nelson, Dan Church

NO.	Name	Min	FG		3P		FT		Rebounds		Fouls		TP	AS	TO	ST	Blocks		+/-	
			M-A	M-A	M-A	M-A	OR	DR	PF	FD	BS	BA								
4	Brantly Stevenson	F 18:21	0-3	0-2	0-0	0	3	3	4	0	1	1	1	1	1	0	0	0	2	-2
15	Alimamy Koroma	F 27:21	1-4	0-1	2-2	1	4	5	0	2	4	0	0	0	0	0	0	0	0	-16
1	Camren Pierce	G 23:04	1-5	0-0	1-1	0	3	3	1	1	3	2	4	0	0	0	0	0	2	-11
2	Trevon Taylor	F 21:52	3-11	0-4	3-3	1	2	3	2	2	9	1	1	0	0	0	1	0	-13	
31	Chance Hunter	G 29:57	2-11	0-6	1-2	1	2	3	1	2	5	0	1	0	0	0	0	0	-24	
5	Julien Franklin	F 25:07	1-3	1-3	3-4	1	2	3	2	3	6	1	0	0	1	1	0	0	-11	
12	Nick Fleming	G 21:38	1-3	0-2	0-0	0	1	3	4	1	2	3	0	0	0	0	0	0	-18	
23	Bryan Penn-Johnson	G 12:37	2-2	0-0	1-1	1	2	3	1	1	5	0	2	0	0	0	0	0	-12	
11	Aidan Prukop	G 12:40	3-7	1-4	0-0	0	1	1	1	0	7	0	1	0	0	0	0	0	-5	
0	Hayden Jory	G 03:33	0-3	0-1	2-2	1	1	2	0	2	2	0	0	1	0	0	0	0	-2	
21	Cole Haller	G 02:30	0-0	0-0	0-0	0	0	0	0	0	0	0	0	0	0	0	0	0	0	
13	Nick Carlson	G 01:20	0-0	0-0	0-0	0	0	0	0	0	0	0	0	0	0	0	0	0	0	
Team			2		4		0		2		0		2		0		0		0	
Totals			14-52	2-23	13-15	9	24	33	18	14	43	8	12	3	1	6	2			-22

Technical Fouls: Coach 2nd:2:56

NO.	Name	Min	FG		3P		FT		Rebounds		Fouls		TP	AS	TO	ST	Blocks		+/-	
			M-A	M-A	M-A	M-A	OR	DR	PF	FD	BS	BA								
15	Trey Anderson	F 17:06	0-4	0-1	0-0	0	1	0	1	3	0	0	3	0	0	0	0	0	0	4
23	Sage Tolbert	F 25:37	2-3	1-2	1-2	1	2	3	1	1	6	3	1	1	2	0	0	0	0	17
5	Ibrahim Diallo	C 19:42	4-5	0-0	1-1	0	8	8	2	1	9	0	2	2	3	0	0	0	0	12
10	Omari Moore	G 26:58	5-11	3-4	2-2	1	2	3	4	15	3	0	0	0	0	0	0	0	0	14
13	Alvaro Cardenas	G 29:38	3-6	0-2	2-3	0	3	3	2	4	8	2	2	2	1	0	0	0	0	18
31	Tibet Gorener	G 16:41	1-4	0-2	0-1	1	1	2	0	1	2	1	0	0	0	0	0	0	0	11
22	Robert Vaihola	F 17:48	2-4	0-0	2-4	4	4	8	1	3	6	2	0	0	0	0	0	0	0	10
0	Myron Arney, Jr.	G 23:27	4-10	0-4	2-2	0	2	2	0	1	10	1	0	2	0	0	0	0	0	21
11	JT Elder	G 09:04	2-3	0-0	0-0	0	0	0	0	0	4	1	1	0	0	0	0	0	0	1
1	Garrett Anderson	G 03:33	2-3	0-1	0-0	0	0	0	0	2	0	0	0	1	0	0	0	0	0	2
4	Leo Torbor	G 02:56	0-0	0-0	0-0	0	0	0	0	0	0	0	0	0	0	0	0	0	0	0
20	Kellen Jing	G 02:30	0-0	0-0	1-2	0	2	2	1	1	1	1	0	0	0	0	0	0	0	0
21	Nico D'Augusta	G 02:30	0-0	0-0	0-0	0	0	0	0	0	0	0	0	0	0	0	0	0	0	0
33	Kevin Smith	G 02:30	0-0	0-0	0-2	0	1	1	0	1	0	0	0	0	0	0	0	0	0	0
Team			1		4		0		0		0		0		0		0		0	
Totals			25-53	4-16	11-19	9	28	37	14	17	65	18	8	6	6	1	22			-22

Technical Fouls: NONE

Biggest lead	CP		Points from Turnovers	SJSU		Paint	Second Chance		Fast Breaks	Bench	Period by Period Scoring		
	1 st	2 nd		1 st	2 nd		TOT	1 st			2 nd	TOT	
Best Scoring Run	5 (1 st 12:18)	24 (2 nd 2:26)	6	8	20	40	10	8	8	9	22	21	43
Lead Changes	5 (1 st 16:10)	12 (2 nd 12:00)	6	8	10	8	8	9	22	27	34	31	65
Times Tied	2		22	27	34	31	65						
Time with Lead	08:10	28:27											



Official Basketball Box Score - Final
San Jose State at Colorado State
 12/31/22 Moby Arena, Fort Collins, CO
 2022-23 Men's Basketball

Game Time: 2:00 PM
 Game Duration: 1:52
 Attendance: 4,658

Officials: Winston Smith, Doran Gotschall, Wilson Holman

NO.	Name	Min	FG		3P		FT		Rebounds		Fouls		TP	AS	TO	ST	Blocks		+/-	
			M-A	M-A	M-A	M-A	OR	DR	PF	FD	BS	BA								
15	Trey Anderson	F 24:16	0-2	0-2	1-2	0	3	3	4	1	1	0	2	0	0	0	0	0	1	
23	Sage Tolbert	F 30:15	5-9	1-3	0-0	2	11	13	2	1	11	1	1	1	0	0	0	0	5	
5	Ibrahim Diallo	C 17:34	1-2	0-0	0-0	1	3	4	1	0	2	0	2	0	0	0	0	0	2	
10	Omari Moore	G 36:54	9-15	5-8	6-6	1	5	6	2	6	29	5	2	0	0	0	0	0	11	
13	Alvaro Cardenas	G 30:01	3-10	2-3	4-7	0	1	1	3	4	12	2	1	0	0	0	0	0	7	
22	Robert Vaihola	G 22:26	3-5	0-0	1-1	4	5	9	0	3	7	0	1	0	3	2	3	6		
31	Tibet Gorener	G 16:41	4-9	4-7	0-0	1	1	2	2	0	12	0	0	0	2	1	0	0	6	
1	Garrett Anderson	G 08:43	0-3	0-2	0-0	0	1	1	0	0	0	1	0	0	0	0	0	0	-6	
11	JT Elder	G 05:29	1-2	1-2	1-2	0	0	0	1	1	4	1	1	0	0	0	0	0	2	
4	Leo Torbor	G 07:41	0-0	0-0	0-0	0	1	1	2	0	0	0	0	0	0	0	0	0	9	
Team			2		0		2		0		0		1		0		0		0	
Totals			26-57	13-27	13-18	11	31	42	17	16	78	10	11	0	8	4	8			-8

Technical Fouls: NONE

NO.	Name	Min	FG		3P		FT		Rebounds		Fouls		TP	AS	TO	ST	Blocks		+/-	
			M-A	M-A	M-A	M-A	OR	DR	PF	FD	BS	BA								
10	James Moors	F 22:19	2-3	0-0	0-0	0	3	3	0	0	4	0	0	0	0	0	2	1	-11	
12	Patrick Cartier	F 23:18	5-9	0-1	2-2	0	2	2	2	3	12	2	0	0	0	1	9			9
1	John Tonje	G 34:36	3-13	2-6	2-2	0	4	4	1	2	10	3	0	2	0	1	-9			-9
4	Isaiah Stevens	G 37:29	7-16	2-6	8-10	0	4	4	2	8	24	10	0	0	0	0	0	0	0	-3
20	Joe Palmer	G 09:47	1-3	0-2	0-0	0	1	0	1	0	1	2	0	0	0	0	0	0	0	-9
23	Isaiah Rivera	G 31:42	3-10	2-6	2-2	0	2	2	3	2	10	3	0	2	2	1	-14			-14
2	Tavontae Jackson	G 14:09	1-1	0-0	0-0	1	2	3	5	0	2	1	1	1	0	0	0	0	0	-2
32	Kyle Evans	G 10:54	1-2	0-0	0-0	0	5	5	0	0	2	0	0	0	0	0	0	0	0	3
5	Baylor Hebb	G 15:46	1-3	1-2	1-2	1	0	1	3	1	4	1	1	0	0	0	0	0	0	-4
Team			1		2		0		0		0		0		0		0		0	
Totals			24-60	7-23	15-18	4	23	27	16	17	70	20	2	5	4	8	-8			-8

Technical Fouls: NONE

Biggest lead	SJSU		Points from Turnovers	CSU		Paint	Second Chance		Fast Breaks	Bench	Period by Period Scoring		
	1 st	2 nd		1 st	2 nd		TOT	1 st			2 nd	TOT	
Best Scoring Run	10 (2 nd 0:51)	14 (1 st 7:41)	3	11	22	28	9	3	3	10	33	45	78
Lead Changes	7	8 (1 st 13:13)	7	3	9	3	10	18	36	34	70		
Times Tied	2												
Time with Lead	10:41	27:09											



Official Basketball Box Score - Final
UNLV at San Jose St.
 12/28/22 Provident Credit Union Event Center, San Jose, CA
 2022-23 Men's Basketball

Game Time: 7:00 PM
 Game Duration: 2:02
 Attendance: 2,224

Officials: Michael Irving, Mike Scyphers, Kelly Pleier

NO.	Name	Min	FG		3P		FT		Rebounds		Fouls		TP	AS	TO	ST	Blocks		+/-
			M-A	M-A	M-A	M-A	OR	DR	PF	FD	BS								

2022-23 San José State Men's Basketball

23-23-23-23



Official Basketball Box Score - Final
Nevada at San Jose St.
 01/07/23 Provident Credit Union Event Center, San Jose, CA
 2022-23 Men's Basketball

Game Time: 1:00 PM
 Game Duration: 1:40
 Attendance: 2,871

Officials: Kevin Brill, Chad Shepherd, Tom Nally

Nevada - 67		Record: 14-3 (4-0)												
NO. Name	Min	FG	3P	FT	Rebounds	Fouls	TP	AS	TO	ST	Blocks	BS	BA	+/-
5 Darrion Williams	F 30:48	3-8	2-5	1-2	2 8 10	2 1 9	4	2	2	0	0	0	0	26
14 Tre Coleman	F 28:46	0-2	0-1	0-0	2 1 3	1 0 0	1	1	1	0	1	0	0	10
50 Will Baker	C 12:51	4-9	0-1	0-1	0 2 3	2 8 1	1	1	1	0	0	0	-9	
2 Jarod Lucas	G 26:48	4-13	2-7	2-3	0 3 3	2 2 12	0	0	1	0	0	0	8	
13 Kenan Blackshear	G 29:46	5-11	1-2	0-1	0 5 5	1 4 11	3	3	3	0	2	14		
11 Nick Davidson	27:09	6-12	2-5	1-1	7 2 9	3 2 15	0	1	1	0	0	0	36	
20 Daniel Foster	18:16	2-2	0-0	0-0	0 2 2	1 3 4	2	2	2	0	0	0	19	
1 Tyler Powell	06:27	1-5	1-3	0-0	0 1 2	0 0 3	1	0	0	0	0	0	5	
3 Trey Pettigrew	15:11	2-3	0-1	1-1	0 0 0	0 0 1	5	0	0	0	0	0	26	
10 Snokey Wipington	01:59	0-0	0-0	0-0	0 1 1	1 0 0	0	0	0	0	0	0	0	
34 John Flannigan	01:59	0-0	0-0	0-0	0 1 1	1 0 0	0	0	0	0	0	0	0	
Team					2 2 4		0							
Totals		27-65	8-25	5-9	14 28 42	14 15 67	12	10	11	1	2	27		

Shooting By Period: 1st FG% 11-36 30.6%, 3PT% 5-18 27.8%, FT% 5-7 71.4%, 2nd FG% 16-29 55.2%, 3PT% 3-7 42.9%, FT% 0-2 0%, GM FG% 27-65 41.5%, 3PT% 8-25 32.0%, FT% 5-9 55.6%, Dead Ball Rebounds: 2, 0

Technical Fouls: NONE

San Jose St. - 40		Record: 11-6 (2-2)												
NO. Name	Min	FG	3P	FT	Rebounds	Fouls	TP	AS	TO	ST	Blocks	BS	BA	+/-
15 Trey Anderson	F 22:48	2-6	0-0	0-0	0 2 2	2 1 6	0	3	1	0	0	0	-10	
23 Sage Tolbert	F 22:26	1-3	1-2	0-0	0 4 4	2 0 3	1	4	1	0	0	0	-11	
5 Ibrahim Diallo	C 19:50	0-0	0-0	3-4	1 7 8	0 2 0	3	1	0	0	1	0	-10	
10 Omari Moore	G 36:27	4-8	1-4	1-2	0 5 5	1 2 10	2	6	0	1	1	-24		
13 Alvaro Cardenas	G 21:37	0-3	0-2	0-0	0 2 2	3 0 3	2	1	0	0	0	-6		
22 Robert Valhola	18:11	3-4	0-0	0-0	0 2 2	2 2 6	0	3	0	0	0	-17		
31 Tibet Gorener	17:37	1-6	1-6	0-0	0 0 0	1 0 3	2	1	0	0	0	-19		
1 Garrett Anderson	20:11	3-8	1-3	0-0	1 1 2	2 0 7	0	0	2	0	0	-28		
4 Leo Torbor	12:57	1-1	0-0	0-4	0 1 1	2 3 2	1	1	0	0	0	-10		
20 Kellen King	01:59	0-1	0-0	0-0	0 0 0	0 0 0	0	0	0	0	0	0		
21 Nico D'Augusta	01:59	0-0	0-0	0-0	0 1 1	0 0 0	0	0	0	0	0	0		
25 Ryan Perry	01:59	0-1	0-1	0-0	0 0 0	0 0 0	0	0	0	0	0	0		
33 Kevin Simeth	01:59	0-0	0-0	0-0	0 0 0	0 0 0	0	0	0	0	0	0		
Team					3 1 4		0							
Totals		15-45	6-24	4-10	5 26 31	15 14 40	10	20	5	2	1	27		

Shooting By Period: 1st FG% 5-19 26.3%, 3PT% 3-12 25.0%, FT% 2-2 100%, 2nd FG% 10-26 38.5%, 3PT% 3-12 25.0%, FT% 2-8 25%, GM FG% 15-45 33.3%, 3PT% 6-24 25.0%, FT% 4-10 40.0%, Dead Ball Rebounds: 3, 0

Technical Fouls: NONE

NEV		SJSU		Points from		NEV		SJSU		Period by Period Scoring			
Biggest lead	28 (2nd 2:50)	9 (1st 13:13)	Turnovers	19	6	Paint	36	16	2nd	TOT	1st	2nd	TOT
Best Scoring Run	25 (1st 0:06)	5 (1st 18:32)	Second Chance	11	3	Fast Breaks	5	4	SJSU	15	25	40	
Lead Changes	1	1	Bench	27	18	Time Tied	1						
Times Tied	1												
Time with Lead	25:38	12:05											

Technical Fouls: NONE



Official Basketball Box Score - Final
San Jose St. at New Mexico
 01/17/23 The Pit, Albuquerque, NM
 2022-23 Men's Basketball

Game Time: 7:00 PM
 Game Duration: 2:00
 Attendance: 11,519

Officials: Tony Padilla, Larry Spaulding, Kelly Pfeifer

San Jose St. - 57		Record: 12-7 (3-3)												
NO. Name	Min	FG	3P	FT	Rebounds	Fouls	TP	AS	TO	ST	Blocks	BS	BA	+/-
15 Trey Anderson	F 25:26	1-8	0-5	0-0	0 1 1	3 0 2	0	0	2	0	1	-12		
23 Sage Tolbert	F 20:12	1-5	0-3	1-1	1 2 3	4 1 3	0	1	0	0	0	-13		
5 Ibrahim Diallo	C 16:52	4-7	0-0	0-2	1 3 4	4 1 8	0	0	0	0	1	-2		
10 Omari Moore	G 36:13	9-23	2-10	4-6	0 4 4	1 6 24	5	1	0	0	1	-20		
13 Alvaro Cardenas	G 35:35	2-9	2-7	2-2	1 1 2	3 2 8	6	0	2	1	1	-17		
22 Robert Valhola	24:51	2-2	0-0	0-0	4 6 10	1 3 4	0	1	3	0	0	-19		
1 Garrett Anderson	17:16	1-3	1-2	2-2	0 1 1	1 2 5	0	0	0	0	0	-3		
31 Tibet Gorener	13:21	1-4	1-4	0-0	0 2 2	2 1 3	0	0	0	0	0	-6		
11 JT Elder	03:40	0-1	0-1	0-0	0 0 0	0 0 0	0	0	0	0	0	-2		
4 Leo Torbor	02:12	0-0	0-0	0-0	0 0 0	0 0 0	0	0	0	0	0	-2		
20 Kellen King	02:12	0-0	0-0	0-0	0 1 1	0 0 0	0	0	0	0	0	-2		
12 Kevin Simeth	02:10	0-0	0-0	0-0	0 0 0	0 0 0	0	0	0	0	0	-2		
Team					1 2 0		0							
Totals		21-62	6-32	9-13	8 22 30	19 16 57	11	4	7	1	4	-20		

Shooting By Period: 1st FG% 9-34 26.5%, 3PT% 3-17 17.6%, FT% 2-3 66.7%, 2nd FG% 12-28 42.9%, 3PT% 3-15 20.0%, FT% 7-10 70%, GM FG% 21-62 33.9%, 3PT% 6-32 18.8%, FT% 9-13 69.2%, Dead Ball Rebounds: 3, 0

Technical Fouls: NONE

New Mexico - 77		Record: 17-2 (4-2)												
NO. Name	Min	FG	3P	FT	Rebounds	Fouls	TP	AS	TO	ST	Blocks	BS	BA	+/-
24 Morris Udeze	F 34:02	7-11	0-0	3-4	3 11 14	3 4 17	2	1	0	1	1	17		
53 Josiah Alick	F 35:23	1-3	0-2	0-0	1 6 7	2 1 2	1	0	1	0	1	21		
5 Jamal Mashburn, Jr.	G 31:40	6-13	1-3	7-8	1 4 5	3 5 20	0	3	0	0	0	19		
10 Jaalen House	G 28:19	6-11	0-3	8-9	1 5 6	3 6 20	5	2	0	1	0	14		
13 Javonté Johnson	G 19:58	0-2	0-2	0-0	1 2 3	1 0 0	2	0	0	0	1	17		
0 KJ Jenkins	23:32	4-6	2-4	0-0	0 3 3	2 0 10	1	3	0	0	0	6		
34 Birima Seck	07:19	0-0	0-0	0-0	0 0 0	1 0 0	0	0	0	0	0	1		
2 Donovan Dent	15:37	1-3	0-1	2-5	0 0 0	1 3 4	2	1	1	0	0	3		
3 Sebastian Forsling	02:12	2-2	0-0	0-0	0 0 0	0 0 4	0	0	0	0	0	2		
20 Safi Fino-Aselasi	01:37	0-0	0-0	0-0	0 1 1	0 0 0	0	0	0	0	0	0		
32 Mac Manzanares	00:21	0-0	0-0	0-0	0 0 0	0 0 0	0	0	0	0	0	0		
Team					1 2 3		0							
Totals		27-51	3-15	20-26	8 34 42	16 19 77	13	10	1	4	1	20		

Shooting By Period: 1st FG% 11-24 45.8%, 3PT% 0-7 0%, FT% 10-14 71.4%, 2nd FG% 16-27 59.3%, 3PT% 3-8 37.5%, FT% 10-12 83.3%, GM FG% 27-51 52.9%, 3PT% 3-15 20.0%, FT% 20-26 76.9%, Dead Ball Rebounds: 0, 0

Technical Fouls: House 2nd 16:39

SJSU		UNM		Points from		SJSU		UNM		Period by Period Scoring			
Biggest lead	3 (1st 16:00)	20 (2nd 4:06)	Turnovers	15	2	Paint	30	34	2nd	TOT	1st	2nd	TOT
Best Scoring Run	5 (1st 16:00)	9 (1st 13:14)	Second Chance	17	8	Fast Breaks	10	17	SJSU	23	34	57	
Lead Changes	3		Bench	12	18	Time Tied	2						
Times Tied	2												
Time with Lead	02:02	34:54											



Official Basketball Box Score - Final
Fresno St. at San Jose St.
 01/10/23 Provident Credit Union Event Center, San Jose, CA
 2022-23 Men's Basketball

Game Time: 7:00 PM
 Game Duration: 1:37
 Attendance: 2,084

Officials: Verne Harris, Dave Hall, Randy McCall

Fresno St. - 64		Record: 6-10 (2-3)												
NO. Name	Min	FG	3P	FT	Rebounds	Fouls	TP	AS	TO	ST	Blocks	BS	BA	+/-
11 Isaih Moore	F 28:58	2-6	0-1	0-0	1 8 9	2 3 4	2	1	1	1	1	-9		
3 Isaih Hill	G 26:00	3-8	3-4	3-4	0 0 0	1 3 12	4	0	0	0	0	-11		
5 Jordan Campbell	G 20:25	0-4	0-1	0-0	1 1 0	0 0 0	1	1	1	0	0	-9		
23 Leo Colimero	G 32:11	1-1	0-0	0-0	0 4 4	1 1 2	2	1	1	0	0	-10		
25 Anthony Holland	G 39:11	6-10	6-10	0-0	0 3 3	2 0 8	0	0	0	0	0	-10		
0 Donovan Yap	28:47	5-12	1-2	2-2	0 1 1	1 1 13	5	2	1	0	3	-4		
35 Eduardo Andre	24:28	6-12	0-1	3-3	2 2 4	4 2 15	0	2	2	1	0	3		
Team					2 0 2		0							
Totals		23-53	10-19	9-9	5 19 24	11 10 64	14	8	6	2	5	-10		

Shooting By Period: 1st FG% 11-28 39.3%, 3PT% 5-9 55.6%, FT% 3-4 75%, 2nd FG% 12-25 48.0%, 3PT% 5-10 50.0%, FT% 5-5 100%, GM FG% 23-53 43.4%, 3PT% 10-19 52.6%, FT% 8-9 88.9%, Dead Ball Rebounds: 1, 0

Technical Fouls: NONE

San Jose St. - 74		Record: 12-6 (3-2)												
NO. Name	Min	FG	3P	FT	Rebounds	Fouls	TP	AS	TO	ST	Blocks	BS	BA	+/-
15 Trey Anderson	F 20:59	1												

2022-23 San Jose State Men's Basketball

24-24-24-24



Official Basketball Box Score - Final
Air Force at San Jose St.
01/24/23 Provident Credit Union Event Center, San Jose, CA
2022-23 Men's Basketball

Game Time: 7:00 PM
Game Duration: 1:38
Attendance: 3,371

Officials: Mike Reed, Tommy Nunez, Randy McCall

Box score table for Air Force vs San Jose St. Columns include NO. Name, Min, FG, 3P, FT, Rebounds, Fouls, TP, AS, TO, ST, Blocks, +/-, and Shooting By Period.

Technical Fouls: NONE

Box score table for San Jose St. vs SJSU. Columns include NO. Name, Min, FG, 3P, FT, Rebounds, Fouls, TP, AS, TO, ST, Blocks, +/-, and Shooting By Period.

Technical Fouls: NONE

Summary statistics table for Air Force vs San Jose St. Includes Biggest lead, Best Scoring Run, Lead Changes, Times Tied, Time with Lead, Points from Turnovers, Second Chance, Fast Breaks, Bench, and Period by Period Scoring.



Official Basketball Box Score - End of 2nd Period
San Jose State at San Diego State
01/28/23 Steve Fisher Court at Viejas Arena, San Diego
2022-23 Men's Basketball

Game Time: 6:05 PM
Game Duration: 1:55
Attendance: 12,414

Officials: Shawn Lehigh, Randy Richardson, James Ford

Box score table for San Jose State vs San Diego State. Columns include NO. Name, Min, FG, 3P, FT, Rebounds, Fouls, TP, AS, TO, ST, Blocks, +/-, and Shooting By Period.

Technical Fouls: Perry 2nd:58

Box score table for San Diego State vs SJSU. Columns include NO. Name, Min, FG, 3P, FT, Rebounds, Fouls, TP, AS, TO, ST, Blocks, +/-, and Shooting By Period.

Technical Fouls: NONE

Summary statistics table for San Jose State vs San Diego State. Includes Biggest lead, Best Scoring Run, Lead Changes, Times Tied, Time with Lead, Points from Turnovers, Second Chance, Fast Breaks, Bench, and Period by Period Scoring.



Official Basketball Box Score - Final
Wyoming at San Jose St.
02/04/23 Provident Credit Union Event Center, San Jose, CA
2022-23 Men's Basketball

Game Time: 7:00 PM
Game Duration: 1:46
Attendance: 2,609

Officials: Mike Littlewood, Roderick Dixon, Randy Heimeran

Box score table for Wyoming vs San Jose St. Columns include NO. Name, Min, FG, 3P, FT, Rebounds, Fouls, TP, AS, TO, ST, Blocks, +/-, and Shooting By Period.

Technical Fouls: Team 1st:15:44 Coach 1st:15:44

Summary statistics table for Wyoming vs San Jose St. Includes Biggest lead, Best Scoring Run, Lead Changes, Times Tied, Time with Lead, Points from Turnovers, Second Chance, Fast Breaks, Bench, and Period by Period Scoring.



Official Basketball Box Score - Final
San Jose State at Fresno State
02/07/23 Save Mart Center, Fresno
2022-23 Men's Basketball

Game Time: 7:00 PM
Game Duration: 1:49
Attendance: 5,090

Officials: Verne Harris, Michael Irving, Frank Harvey III


Box score table for San Jose State vs Fresno State. Columns include NO. Name, Min, FG, 3P, FT, Rebounds, Fouls, TP, AS, TO, ST, Blocks, +/-, and Shooting By Period.

Technical Fouls: Cardenas 2nd:39

Box score table for Fresno State vs SJSU. Columns include NO. Name, Min, FG, 3P, FT, Rebounds, Fouls, TP, AS, TO, ST, Blocks, +/-, and Shooting By Period.

Technical Fouls: NONE

Summary statistics table for San Jose State vs Fresno State. Includes Biggest lead, Best Scoring Run, Lead Changes, Times Tied, Time with Lead, Points from Turnovers, Second Chance, Fast Breaks, Bench, and Period by Period Scoring.



Has seen action in 9 games this season

Averaging 5.6 points and 1.1 rebounds per game

Scored in double figures twice - 13 pts vs. Bethesda 10 pts vs. Cal Poly

Season Highs.....Career Highs
 13, Bethesda, 11/12Points..... 32, Bethesda, 1/8/22
 5, Bethesda, 11/12FG Made 13, Bethesda, 1/8/22
 10, Cal Poly, 12/20FG Attempted 21, Bethesda, 1/8/22
 3, Bethesda, 11/123pt Made 5, Three games
 6, Bethesda, 11/123pt Attempted9, Bethesda, 1/8/22
 4, at Santa Clara, 12/10 FT Made..... 7, Two games
 5, at Santa Clara, 12/10 FT Attempted 8, Two games
 3, at Pacific, 12/17Rebounds....12, San Diego St., 2/9/22
 2, Three games Assists4, Utah State, 3/4/22
 1, at Pacific, 12/17Blocks..... 2, at UNLV, 1/22/22
 2, Cal Poly, 12/20 Steals 4, at Air Force, 3/1/22

#0
Myron (MJ)
Amey
G • 6-2 • 178 • SO
Vacaville, Calif./
Scotland Prep

Opponent	Date	GS	MIN	Total		3-Pointers		Free throws		Rebounds				PF	A	TO	BLK	STL	PTS	AVG
				FG-FGA	PCT	3FG-3FGA	PCT	FT-FTA	PCT	OFF	DEF	TOT	AVG							
Ga. Southern	11/08/2022		15:26	0-2	.000	0-1	.000	1-2	.500	0	2	2	2.0	1	0	1	0	0	1	1.0
Bethesda (CA)	11/12/2022		17:57	5-9	.556	3-6	.500	0-0	.000	0	1	1	1.5	2	2	0	0	13	7.0	
Alabama St.	11/15/2022		07:54	2-5	.400	1-2	.500	0-0	.000	0	0	0	1.0	1	2	0	0	5	6.3	
at Arkansas	12/03/2022		09:05	0-4	.000	0-2	.000	0-0	.000	1	0	1	1.0	2	2	0	0	0	4.8	
CSU Bakersfield	12/06/2022		10:19	0-2	.000	0-1	.000	0-0	.000	0	0	0	0.8	1	0	2	0	0	3.8	
at Santa Clara	12/10/2022		13:44	2-4	.500	0-0	.000	4-5	.800	0	1	1	0.8	0	0	0	0	8	4.5	
at Pacific	12/17/2022		13:17	3-8	.375	2-3	.667	0-0	.000	0	3	3	1.1	1	0	1	1	8	5.0	
Cal Poly	12/20/2022		23:27	4-10	.400	0-4	.000	2-2	1.000	0	2	2	1.3	0	1	0	2	10	5.6	
UNLV	12/28/2022		06:17	2-4	.500	1-3	.333	0-0	.000	0	0	0	1.1	0	0	0	0	5	5.6	
Totals		0	117:25	18-48	.375	7-22	.318	7-9	.778	1	9	10	1.1	8	7	8	1	3	50	5.6

Player Averages

Games Played	Minutes/game	Points/game	FG Pct	3FG Pct	FT Pct	Rebounds/game	Assists/game	Turnovers/game	Assist/Turnover ratio	Steals/game	Blocks/game
9	13.0	5.6	37.5	31.8	77.8	1.1	0.8	0.9	0.9	0.3	0.1

SEASON	TEAM	GP-GS	MIN/AVG	Field Goals		3-Point		F-Throws		Rebounds				Scoring						
				FG-FGA	FG%	3FG-3FGA	3FG%	FT-FTA	FT%	OFF	DEF	TOT	AVG	PF-FO	A	TO	BLK	STL	PTS	AVG
2021-22	SJSU	25-4	453/18.1	86-196	.439	32-85	.376	32-44	.727	19	54	73	2.9	22-0	21	32	3	18	236	9.4
2022-23	SJSU	9-0	117/13.0	18-48	.375	7-22	.318	7-9	.778	1	9	10	1.1	8-0	7	8	1	3	50	5.6
TOTAL		34-4	570/16.8	104-244	.426	39-107	.364	39-53	.736	20	63	83	2.4	30-0	28	40	4	21	286	8.4



Played in 19 games this season

A key substitute off the bench

Best games have come in MW play - first came in the win over UNLV with six points, three rebounds and two key steals in the win.

Scored the final three points of overtime from the free throw line to seal the win for SJSU

Season Highs	Career Highs
7, vs. Nevada, 1/7	Points..... 7, vs. Nevada, 1/7/23
3, vs. Nevada, 1/7	FG Made..... 3, vs. Nevada, 1/7/23
8, vs. Nevada, 1/7	FG Att..... 8, vs. Nevada, 1/7/23
2, vs. North Texas, 11/25	3pt Made .2, vs. North Texas, 11/25/22
4, vs. Oakland, 11/26	3pt Att..... 4, vs. Oakland, 11/26/22
4, UNLV, 12/28	FT Made..... 4, UNLV, 12/28/22
5, UNLV, 12/28	FT Attempted..... 5, UNLV, 12/28/22
3, UNLV, 12/28	Rebounds..... 3, UNLV, 12/28/22
1, Four games	Assists..... 1, Four games
1, UNLV, 12/28	Blocks..... 1, UNLV, 12/28/22
2, Two games	Steals..... 2, Two games

#1

Garrett Anderson
 G • 6-5 • 185 • FR
 Phoenix, Ariz./
 PHH Prep

Came off the bench to score seven points against Nevada where he again had two steals

Also scored six points against North Texas and five points at New Mexico

Opponent	Date	GS	MIN	Total		3-Pointers		Free throws		Rebounds				PF	A	TO	BLK	STL	PTS	AVG
				FG-FGA	PCT	3FG-3FGA	PCT	FT-FTA	PCT	OFF	DEF	TOT	AVG							
Bethesda (CA)	11/12/2022		08:47	1-4	.250	1-3	.333	0-0	.000	1	1	2	2.0	0	0	0	0	0	3	3.0
at Northern Colo.	11/19/2022		14:57	2-2	1.000	0-0	.000	1-2	.500	1	0	1	1.5	3	1	0	0	0	5	4.0
vs North Texas	11/25/2022		09:11	2-4	.500	2-3	.667	0-0	.000	0	0	0	1.0	0	0	0	0	0	6	4.7
vs Oakland	11/26/2022		13:31	1-5	.200	1-4	.250	0-0	.000	0	1	1	1.0	0	1	0	0	0	3	4.3
vs Ball St.	11/27/2022		02:03	0-0	.000	0-0	.000	0-0	.000	0	0	0	0.8	0	0	0	0	0	0	3.4
at Arkansas	12/03/2022		04:48	0-1	.000	0-1	.000	0-0	.000	0	0	0	0.7	0	0	0	0	0	0	2.8
CSU Bakersfield	12/06/2022		02:47	1-2	.500	1-2	.500	0-0	.000	0	0	0	0.6	0	0	0	0	0	3	2.9
at Santa Clara	12/10/2022		05:30	1-1	1.000	0-0	.000	0-0	.000	0	0	0	0.5	0	0	0	0	0	2	2.8
Cal Poly	12/20/2022		03:33	2-3	.667	0-1	.000	0-0	.000	0	0	0	0.4	2	0	1	0	0	4	2.9
UNLV	12/28/2022		19:16	1-4	.250	0-1	.000	4-5	.800	0	3	3	0.7	0	1	0	1	2	6	3.2
at Colorado St.	12/31/2022		08:43	0-3	.000	0-2	.000	0-0	.000	0	1	1	0.7	0	1	0	0	0	0	2.9
at Boise St.	01/03/2023		03:05	0-2	.000	0-1	.000	0-0	.000	0	0	0	0.7	0	0	0	0	0	0	2.7
Nevada	01/07/2023		20:11	3-8	.375	1-3	.333	0-0	.000	1	1	2	0.8	2	0	0	0	2	7	3.0
Fresno St.	01/10/2023		02:35	0-1	.000	0-1	.000	0-0	.000	0	1	1	0.8	0	0	0	0	0	0	2.8
at New Mexico	01/17/2023		17:16	1-3	.333	1-2	.500	2-2	1.000	0	1	1	0.8	1	0	0	0	0	5	2.9
at Utah St.	01/21/2023		01:58	0-0	.000	0-0	.000	0-0	.000	0	1	1	0.8	1	0	2	0	0	0	2.8
Air Force	01/24/2023		02:32	0-1	.000	0-1	.000	0-0	.000	0	0	0	0.8	0	0	1	0	0	0	2.6
at San Diego St.	01/28/2023		08:38	0-2	.000	0-0	.000	0-1	.000	0	0	0	0.7	0	0	0	0	1	0	2.4
Wyoming	02/04/2023		02:59	0-0	.000	0-0	.000	0-0	.000	0	0	0	0.7	2	0	0	0	0	0	2.3
Totals		0	152:20	15-46	.326	7-25	.280	7-10	.700	3	10	13	0.7	11	4	4	1	5	44	2.3

Player Averages

Games Played	Minutes/ game	Points/ game	FG Pct	3FG Pct	FT Pct	Rebounds/ game	Assists/ game	Turnovers/ game	Assist/Turnover ratio	Steals/ game	Blocks/ game
19	8.0	2.3	32.6	28.0	70.0	0.7	0.2	0.2	1.0	0.3	0.1

SEASON	TEAM	GP-GS	MIN/AVG	Field Goals		3-Point		F-Throws		Rebounds				Scoring						
				FG-FGA	FG%	3FG-3FGA	3FG%	FT-FTA	FT%	OFF	DEF	TOT	AVG	PF-FO	A	TO	BLK	STL	PTS	AVG
2022-23	SJSU	19-0	152/8.0	15-46	.326	7-25	.280	7-10	.700	3	10	13	0.7	11-0	4	4	1	5	44	2.3
TOTAL		19-0	152/8.0	15-46	.326	7-25	.280	7-10	.700	3	10	13	0.7	11-0	4	4	1	5	44	2.3



Saw action in the first eight games of the season before a lower-leg injury has sidelined him.

Scored four points in the win over Oakland

Grabbed six rebounds against Alabama State

Two assists and a steal against Bethesda

Season Highs.....**Career Highs**
 4, vs. Oakland, 11/26Points.....4, vs. Oakland, 11/26/22
 2, vs. Oakland, 11/26FG Made.....2, vs. Oakland, 11/26/22
 4, Bethesda, 11/12.....FG Attempted.....4, Bethesda, 11/12/22
 3pt Made
 2, Bethesda, 11/12..... 3pt Attempted.....2, Bethesda, 11/12/22
 2, vs. Ball State, 11/27 FT Made.....2, vs. Ball State, 11/27/22
 2, Three games FT Attempted 2, Three games
 6, Alabama State, 11/15Rebounds.....6, Alabama St., 11/15/22
 2, Bethesda, 11/12..... Assists2, Bethesda, 11/12/22
Blocks.....
 1, Bethesda, 11/12..... Steals 1, Bethesda, 11/12/22


#2
Max
Allen
F • 6-9 • 260 • FR
Las Vegas, Nev./
Coronado HS

Opponent	Date	GS	MIN	Total		3-Pointers		Free throws		Rebounds				PF	A	TO	BLK	STL	PTS	AVG
				FG-FGA	PCT	3FG-3FGA	PCT	FT-FTA	PCT	OFF	DEF	TOT	AVG							
Ga. Southern	11/08/2022		07:08	0-0	.000	0-0	.000	0-0	.000	0	2	2	2.0	0	1	0	0	0	0	0.0
Bethesda (CA)	11/12/2022		12:39	0-4	.000	0-2	.000	0-0	.000	1	3	4	3.0	1	2	0	0	1	0	0.0
Alabama St.	11/15/2022		07:19	1-1	1.000	0-0	.000	1-2	.500	2	4	6	4.0	0	2	0	0	3	1.0	
Hofstra	11/17/2022		03:14	0-0	.000	0-0	.000	0-0	.000	0	0	0	3.0	1	0	0	0	0	0.8	
at Northern Colo.	11/19/2022		02:49	0-2	.000	0-1	.000	0-0	.000	0	1	1	2.6	0	0	0	0	0	0.6	
vs North Texas	11/25/2022		05:34	0-0	.000	0-0	.000	1-2	.500	0	0	0	2.2	3	1	1	0	1	0.7	
vs Oakland	11/26/2022		10:25	2-2	1.000	0-0	.000	0-0	.000	0	1	1	2.0	3	1	1	0	4	1.1	
vs Ball St.	11/27/2022		05:35	0-0	.000	0-0	.000	2-2	1.000	1	1	2	2.0	3	0	0	0	2	1.3	
Totals		0	54:43	3-9	.333	0-3	.000	4-6	.667	4	12	16	2.0	11	5	4	0	1	10	1.3

Player Averages

Games Played	Minutes/game	Points/game	FG Pct	3FG Pct	FT Pct	Rebounds/game	Assists/game	Turnovers/game	Assist/Turnover ratio	Steals/game	Blocks/game
8	6.8	1.3	33.3	0.0	66.7	2.0	0.6	0.5	1.3	0.1	0.0

SEASON	TEAM	GP-GS	MIN/AVG	Field Goals		3-Point		F-Throws		Rebounds				Scoring						
				FG-FGA	FG%	3FG-3FGA	3FG%	FT-FTA	FT%	OFF	DEF	TOT	AVG	PF-FO	A	TO	BLK	STL	PTS	AVG
2022-23	SJSU	8-0	55/6.8	3-9	.333	0-3	.000	4-6	.667	4	12	16	2.0	11-0	5	4	0	1	10	1.3
TOTAL		8-0	55/6.8	3-9	.333	0-3	.000	4-6	.667	4	12	16	2.0	11-0	5	4	0	1	10	1.3



Has played in 10 games this season

Four points in the win over Bethesda

Two points against North Texas and Nevada

Made his first free throw at San Diego State

Three rebounds against Bethesda and two rebounds versus North Texas

One assist against Cal Poly and Nevada

Season Highs	Career Highs
4, Bethesda, 11/12	Points.....4, Bethesda, 11/12/22
2, Bethesda, 11/12	FG Made.....2, Bethesda, 11/12/22
2, Two games	FG Attempted.....2, Two games
	3pt Made.....
	3pt Attempted.....
1, at San Diego State, 1/28	FT Made 1, at San Diego St., 1/28/23
5, vs. North Texas, 11/25	FT Att..5, vs. North Texas, 11/25/22
3, Bethesda, 11/12	Rebounds.....3, Bethesda, 11/12/22
1, Two games	Assists.....1, Two games
	Blocks.....
	Steals.....

#4
Leo
Torbor
G • 6-3 • 175 • FR
Brooklyn Center,
Minn./
Park Center HS

Opponent	Date	GS	MIN	Total		3-Pointers		Free throws		Rebounds				PF	A	TO	BLK	STL	PTS	AVG
				FG-FGA	PCT	3FG-3FGA	PCT	FT-FTA	PCT	OFF	DEF	TOT	AVG							
Bethesda (CA)	11/12/2022		07:27	2-2	1.000	0-0	.000	0-0	.000	2	1	3	3.0	1	0	2	0	0	4	4.0
Hofstra	11/17/2022		04:05	0-1	.000	0-0	.000	0-0	.000	0	0	0	1.5	1	0	0	0	0	0	2.0
vs North Texas	11/25/2022		09:28	1-1	1.000	0-0	.000	0-5	.000	2	0	2	1.7	0	0	0	0	2	2.0	
at Arkansas	12/03/2022		02:51	0-0	.000	0-0	.000	0-0	.000	0	0	0	1.3	0	0	0	0	0	1.5	
Cal Poly	12/20/2022		02:56	0-0	.000	0-0	.000	0-0	.000	0	0	0	1.0	0	1	0	0	0	1.2	
at Colorado St.	12/31/2022		07:41	0-0	.000	0-0	.000	0-0	.000	0	1	1	1.0	2	0	0	0	0	1.0	
Nevada	01/07/2023		12:57	1-1	1.000	0-0	.000	0-4	.000	0	1	1	1.0	2	1	1	0	0	2	1.1
at New Mexico	01/17/2023		02:12	0-0	.000	0-0	.000	0-0	.000	0	0	0	0.9	0	0	0	0	0	1.0	
Air Force	01/24/2023		05:32	0-2	.000	0-0	.000	0-0	.000	0	1	1	0.9	1	0	0	0	0	0.9	
at San Diego St.	01/28/2023		05:22	0-0	.000	0-0	.000	1-2	.500	0	0	0	0.8	1	0	0	0	1	0.9	
Totals		0	60:30	4-7	.571	0-0	.000	1-11	.091	4	4	8	0.8	8	2	3	0	0	9	0.9

Player Averages

Games Played	Minutes/game	Points/game	FG Pct	3FG Pct	FT Pct	Rebounds/game	Assists/game	Turnovers/game	Assist/Turnover ratio	Steals/game	Blocks/game
10	6.1	0.9	57.1	0.0	9.1	0.8	0.2	0.3	0.7	0.0	0.0

SEASON	TEAM	GP-GS	MIN/AVG	Field Goals		3-Point		F-Throws		Rebounds				Scoring						
				FG-FGA	FG%	3FG-3FGA	3FG%	FT-FTA	FT%	OFF	DEF	TOT	AVG	PF-FO	A	TO	BLK	STL	PTS	AVG
2022-23	SJSU	10-0	61/6.1	4-7	.571	0-0	.000	1-11	.091	4	4	8	0.8	8-0	2	3	0	0	9	0.9
TOTAL		10-0	61/6.1	4-7	.571	0-0	.000	1-11	.091	4	4	8	0.8	8-0	2	3	0	0	9	0.9



- *Started all 24 games at center
- *One of the nation's best players in blocking shots at 1.79 pg
- *Set the Event Center record with 8 blocks in the win over Alabama State
- *His 8 blocks in game are the second-highest total in a game this season nationally
- *Ranks 42nd nationally in blocks per game and 39th in total blocks
- *Has at least 1 blocked shot in 19 games and 2 or more in 14 games
- *Season-best 12 points and 6-of-7 from the field at Boise State.
- *Back-to-back double-figure scoring games with 10 points against Ball State and at No. 11 Arkansas
- *Back-to-back double-figure rebounding games with 11 against CSU Bakersfield and 10 at Santa Clara
- *First double-double of the season with 10 points and 10 rebounds against Wyoming

Season Highs.....	Career Highs
12, at Boise State, 1/3	Points..... 16, Cal Baptist, 11/18/21
6, at Boise State, 1/3	FG Made..... 7, Two games
9, at Arkansas, 12/3	FG Att..... 11, New Mexico, 2/20/22
	3pt Made.....
1, at Utah State, 1/21	3pt Att..... 1, at Utah State, 1/21/23
5, CSU Bakersfield, 12/6	FT Made..... 7, N. Colorado, 11/23/21
6, CSU Bakersfield, 12/6	FT Att..... 8, N. Colorado, 11/23/21
11, CSU Bakersfield, 12/6	Rebounds..... 13, at Air Force, 3/1/22
3, at Santa Clara, 12/10	Assists... 3, at Santa Clara, 12/10/22
8, Alabama State, 11/15	Blocks... 8, Alabama State, 11/15/22
2, Cal Poly, 12/20	Steals..... 3, CS Fullerton, 11/11/21

#5
Ibrahima Diallo
C • 7-0 • 220 • JR
Saly, Senegal/
Ohio State

- 5+ Block Games (2)**
 8 - vs. Alabama St., 11/15
 5 - at Boise State, 1/3
- 10+ Rebound Games (3)**
 11 - vs. CSU Bakersfield, 12/6
 10 - at Santa Clara, 12/10
 10 - vs. Wyoming, 2/4

Opponent	Date	GS	MIN	Total		3-Pointers		Free throws		Rebounds				PF	A	TO	BLK	STL	PTS	AVG	
				FG-FGA	PCT	3FG-3FGA	PCT	FT-FTA	PCT	OFF	DEF	TOT	AVG								
Ga. Southern	11/08/2022	*	20:44	4-6	.667	0-0	.000	1-4	.250	0	6	6	6.0	1	2	1	2	1	9	9.0	
Bethesda (CA)	11/12/2022	*	12:24	2-4	.500	0-0	.000	0-0	.000	1	1	2	4.0	1	1	0	0	0	4	6.5	
Alabama St.	11/15/2022	*	18:47	2-4	.500	0-0	.000	2-5	.400	0	4	4	4.0	4	0	4	8	0	6	6.3	
Hofstra	11/17/2022	*	22:07	3-6	.500	0-0	.000	0-0	.000	1	3	4	4.0	4	1	0	1	1	6	6.3	
at Northern Colo.	11/19/2022	*	13:31	4-5	.800	0-0	.000	1-2	.500	1	3	4	4.0	2	0	0	0	0	9	6.8	
vs North Texas	11/25/2022	*	14:56	2-2	1.000	0-0	.000	0-2	.000	0	3	3	3.8	1	1	2	2	0	4	6.3	
vs Oakland	11/26/2022	*	11:21	2-3	.667	0-0	.000	0-0	.000	1	2	3	3.7	2	0	1	2	1	4	6.0	
vs Ball St.	11/27/2022	*	18:45	5-7	.714	0-0	.000	0-0	.000	1	3	4	3.8	5	1	3	2	0	10	6.5	
at Arkansas	12/03/2022	*	16:46	5-9	.556	0-0	.000	0-1	.000	2	2	4	3.8	4	0	1	2	0	10	6.9	
CSU Bakersfield	12/06/2022	*	26:01	2-6	.333	0-0	.000	5-6	.833	5	6	11	4.5	1	0	0	2	0	9	7.1	
at Santa Clara	12/10/2022	*	21:43	2-4	.500	0-0	.000	3-4	.750	3	7	10	5.0	4	3	3	2	0	7	7.1	
at Pacific	12/17/2022	*	19:03	1-3	.333	0-0	.000	1-2	.500	1	6	7	5.2	2	0	2	2	1	3	6.8	
Cal Poly	12/20/2022	*	19:42	4-5	.800	0-0	.000	1-1	1.000	0	8	8	5.4	2	0	2	3	2	9	6.9	
UNLV	12/28/2022	*	10:44	0-0	.000	0-0	.000	2-2	1.000	2	4	6	5.4	3	0	2	2	0	2	6.6	
at Colorado St.	12/31/2022	*	17:34	1-2	.500	0-0	.000	0-0	.000	1	3	4	5.3	1	0	2	1	0	2	6.3	
at Boise St.	01/03/2023	*	25:05	6-7	.857	0-0	.000	0-0	.000	2	3	5	5.3	3	0	1	5	1	12	6.6	
Nevada	01/07/2023	*	19:50	0-4	.000	0-0	.000	3-4	.750	1	7	8	5.5	0	1	0	1	0	3	6.4	
Fresno St.	01/10/2023	*	20:47	4-5	.800	0-0	.000	0-4	.000	6	2	8	5.6	1	1	3	2	1	8	6.5	
at New Mexico	01/17/2023	*	16:52	4-7	.571	0-0	.000	0-2	.000	1	3	4	5.5	4	0	0	0	0	8	6.6	
at Utah St.	01/21/2023	*	19:59	2-6	.333	0-1	.000	2-2	1.000	2	3	5	5.5	3	0	0	0	0	6	6.6	
Air Force	01/24/2023	*	09:07	3-3	1.000	0-0	.000	0-0	.000	0	1	1	5.3	3	1	0	1	0	6	6.5	
at San Diego St.	01/28/2023	*	18:05	0-1	.000	0-0	.000	2-3	.667	2	4	6	5.3	3	1	1	1	0	2	6.3	
Wyoming	02/04/2023	*	20:25	3-4	.750	0-0	.000	4-5	.800	5	5	10	5.5	1	0	3	0	0	10	6.5	
at Fresno St.	02/07/2023	*	16:28	1-2	.500	0-0	.000	1-2	.500	2	4	6	5.5	0	1	0	2	0	3	6.3	
Totals			24	430:46	62-105	.590	0-1	.000	28-51	.549	40	93	133	5.5	55	14	31	43	8	152	6.3

Player Averages

Games Played	Minutes/game	Points/game	FG Pct	3FG Pct	FT Pct	Rebounds/game	Assists/game	Turnovers/game	Assist/Turnover ratio	Steals/game	Blocks/game
24	17.9	6.3	59.0	0.0	54.9	5.5	0.6	1.3	0.5	0.3	1.8

SEASON	TEAM	GP-GS	MIN/AVG	Field Goals		3-Point		F-Throws		Rebounds				Scoring						
				FG-FGA	FG%	3FG-3FGA	3FG%	FT-FTA	FT%	OFF	DEF	TOT	AVG	PF-FO	A	TO	BLK	STL	PTS	AVG
2019-20	OSU	8-0	41/5.2	5-13	.385	0-0	.000	0-2	.000	8	7	15	1.9	6-0	0	4	3	0	10	1.3
2020-21	OSU	5-0	10/2.1	0-2	.000	0-0	.000	1-4	.250	3	1	4	0.8	0-0	0	0	1	0	1	0.2
2021-22	SJSU	13-12	287/22.1	44-88	.500	0-0	.000	13-36	.361	35	59	94	7.2	44-3	2	31	20	11	101	7.8
2022-23	SJSU	24-24	431/17.9	62-105	.590	0-1	.000	28-51	.549	40	93	133	5.5	55-1	14	31	43	8	152	6.3
TOTAL FOR SJSU		37-36	718/19.4	106-193	.549	0-1	.000	41-87	.471	75	152	227	6.1	99-4	16	62	63	19	253	6.8
TOTAL		50-36	770/15.4	111-208	.534	0-1	.000	42-93	.452	86	160	246	4.9	105-4	16	66	67	19	264	5.3



#10
Omari
Moore
G • 6-6 • 195 • SR
Pasadena, Calif./
Middlebrooks
Academy

- *Team captain has started all 22 games
- *16th Spartan in school history to score 1,000 career points, feat accomplished on January 17, 2023, at New Mexico
- *Spartans leading scorer at 16.7 ppg and led the team in scoring in 14 games
- *Scored in double figures in 12 consecutive games
- *Tied for first on the team in three-pointers made with 42
- *Career-best 5 three-pointers made in win at Colorado State and against Wyoming
- *Led the team in rebounding in five games including 9 against Georgia Southern & Oakland
- *Nationally, ranks 47th in assists (119), 47th in assists per game (5.0), 100th in field goals made (145) and 27th in minutes played per game (36:01)
- *Five or more assists in 14 games including 9 against Oakland, 8 versus Fresno State and at Utah State
- *Four steals at No. 11 Arkansas
- *Three blocks against Georgia Southern & CSU Bakersfield
- *Sportscenter Top-10 honoree - #3 on Jan 3, 2023, with a dunk in the second half of the Boise State game
- *Played all 40 minutes in seven games - Ball State, at Santa Clara, at Boise State, Fresno State (twice), at Utah State and Wyoming

Season Highs.....	Career Highs
29, Two games.....	Points.....29, Two games
10, vs. Wyoming, 2/4.....	FG Made...11, N. Colorado, 11/23/21
23, at New Mexico, 1/17.....	FG Att..23, at New Mexico, 1/17/23
5, Two games.....	3pt Made.....5, Two games
10, Two games.....	3pt Attempted.....10, Two games
7, Two games.....	FT Made.....7, Three games
9, Two games.....	FT Attempted.....9, Three games
9, Two games.....	Rebounds.....13, Fresno State, 3/9/22
9, vs. Oakland, 11/26.....	Assists.....10, Two games
3, Two games.....	Blocks.....4, Utah State, 12/4/19
4, Arkansas, 12/3.....	Steals.....8, New Mexico, 3/4/20

- 20+ Point Games (9)**
 29 - at Colorado State, 12/31
 29 - vs. Wyoming, 2/4
 26 - vs. Air Force, 1/24
 24 - at Santa Clara, 12/10
 24 - at New Mexico, 1/17
 22 - at Boise State, 1/3
 22 - at Fresno State, 2/7
 21 - at No. 11 Arkansas, 12/3
 20 - at N. Colorado, 11/19
- 5+ Assist Games (14)**
 9 - vs. Oakland, 11/26
 8 - vs. Fresno State, 1/10
 8 - at Utah State, 1/21
 7 - at Santa Clara, 12/10
 7 - vs. UNLV, 12/28
 6 - vs. Hofstra, 11/17
 6 - at Boise State, 1/3
 6 - vs. Air Force, 1/24
 6 - vs. Wyoming, 2/4
 5 - vs. Ball State, 11/27
 5 - vs. CSU Bakersfield, 12/6
 5 - at Colorado State, 12/31
 5 - at New Mexico, 1/17
 5 - at Fresno State, 2/7

Opponent	Date	GS	MIN	Total		3-Pointers		Free throws		Rebounds				PF	A	TO	BLK	STL	PTS	AVG	
				FG-FGA	PCT	3FG-3FGA	PCT	FT-FTA	PCT	OFF	DEF	TOT	AVG								
Ga. Southern	11/08/2022	*	32:06	6-16	.375	0-5	.000	2-2	1.000	2	7	9	9.0	1	1	4	3	0	14	14.0	
Bethesda (CA)	11/12/2022	*	22:03	5-10	.500	1-3	.333	1-2	.500	0	6	6	7.5	0	3	1	0	0	12	13.0	
Alabama St.	11/15/2022	*	39:13	8-19	.421	1-7	.143	2-7	.286	1	4	5	6.7	0	4	1	0	2	19	15.0	
Hofstra	11/17/2022	*	37:57	7-17	.412	2-5	.400	0-1	.000	0	5	5	6.3	3	6	5	0	1	16	15.3	
at Northern Colo.	11/19/2022	*	37:34	7-16	.438	3-6	.500	3-3	1.000	5	2	7	6.4	3	4	0	1	1	20	16.2	
vs North Texas	11/25/2022	*	31:36	2-4	.500	1-3	.333	4-4	1.000	1	3	4	6.0	3	3	5	0	0	9	15.0	
vs Oakland	11/26/2022	*	33:22	1-6	.167	0-2	.000	0-0	.000	2	7	9	6.4	0	9	1	0	0	2	13.1	
vs Ball St.	11/27/2022	*	40:00	7-14	.500	1-3	.333	0-0	.000	0	4	4	6.1	0	5	2	0	1	15	13.4	
at Arkansas	12/03/2022	*	28:36	8-14	.571	3-6	.500	2-2	1.000	0	0	0	5.4	2	4	4	0	4	21	14.2	
CSU Bakersfield	12/06/2022	*	37:13	2-6	.333	0-2	.000	3-4	.750	0	6	6	5.5	0	5	3	3	1	7	13.5	
at Santa Clara	12/10/2022	*	40:00	8-17	.471	3-8	.375	5-7	.714	0	2	2	5.2	1	7	3	1	1	24	14.5	
at Pacific	12/17/2022	*	36:24	3-7	.429	0-0	.000	1-2	.500	1	2	3	5.0	0	4	3	0	0	7	13.8	
Cal Poly	12/20/2022	*	26:58	5-11	.455	3-4	.750	2-2	1.000	1	2	3	4.8	1	3	0	0	0	15	13.9	
UNLV	12/28/2022	*	41:33	4-14	.286	0-6	.000	7-9	.778	0	2	2	4.6	1	7	3	0	1	15	14.0	
at Colorado St.	12/31/2022	*	36:54	9-15	.600	5-8	.625	6-6	1.000	1	5	6	4.7	2	5	2	1	0	29	15.0	
at Boise St.	01/03/2023	*	40:00	9-16	.563	1-4	.250	3-3	1.000	1	6	7	4.9	2	6	6	1	0	22	15.4	
Nevada	01/07/2023	*	36:27	4-8	.500	1-4	.250	1-2	.500	0	5	5	4.9	1	2	6	1	0	10	15.1	
Fresno St.	01/10/2023	*	40:00	6-11	.545	3-6	.500	0-0	.000	0	5	5	4.9	1	8	4	0	1	15	15.1	
at New Mexico	01/17/2023	*	36:13	9-23	.391	2-10	.200	4-6	.667	0	4	4	4.8	1	5	1	0	0	24	15.6	
at Utah St.	01/21/2023	*	40:00	7-19	.368	0-4	.000	2-2	1.000	3	0	3	4.8	2	8	4	1	0	16	15.6	
Air Force	01/24/2023	*	34:28	9-15	.600	2-4	.500	6-6	1.000	1	3	4	4.7	1	6	0	0	0	26	16.1	
at San Diego St.	01/28/2023	*	35:56	3-10	.300	2-5	.400	3-4	.750	2	5	7	4.8	0	3	2	1	0	11	15.9	
Wyoming	02/04/2023	*	40:00	10-22	.455	5-10	.500	4-4	1.000	1	5	6	4.9	0	6	3	2	2	29	16.4	
at Fresno St.	02/07/2023	*	40:00	6-16	.375	3-7	.429	7-9	.778	2	3	5	4.9	2	5	4	0	1	22	16.7	
Totals			24	864:33	145-326	.445	42-122	.344	68-87	.782	24	93	117	4.9	27	119	67	15	16	400	16.7

Player Averages

Games Played	Minutes/game	Points/game	FG Pct	3FG Pct	FT Pct	Rebounds/game	Assists/game	Turnovers/game	Assist/Turnover ratio	Steals/game	Blocks/game
24	36.0	16.7	44.5	34.4	78.2	4.9	5.0	2.8	1.8	0.7	0.6

SEASON	TEAM	GP-GS	MIN/AVG	Field Goals		3-Point		F-Throws		Rebounds				Scoring						
				FG-FGA	FG%	3FG-3FGA	3FG%	FT-FTA	FT%	OFF	DEF	TOT	AVG	PF-FO	A	TO	BLK	STL	PTS	AVG
2019-20	SJSU	31-20	600/19.3	59-117	.504	8-34	.235	25-34	.735	17	55	72	2.3	37-0	55	48	14	30	151	4.9
2020-21	SJSU	21-21	623/29.7	65-143	.455	8-32	.250	18-40	.450	17	94	111	5.3	45-0	68	49	20	32	156	7.4
2021-22	SJSU	30-29	1037/34.6	151-316	.478	33-77	.429	62-91	.681	44	121	165	5.5	65-3	138	114	32	33	397	13.2
2022-23	SJSU	24-24	865/36.0	145-326	.445	42-122	.344	68-87	.782	24	93	117	4.9	27-0	119	67	15	16	400	16.7
TOTAL		106-94	3124/29.5	420-902	.466	91-265	.343	173-252	.687	102	363	465	4.4	174-3	380	278	81	111	1104	10.4



Has seen action in 15 games
 Scored four points against Bethesda, Cal Poly and at Colorado State
 Three rebounds at Boise State
 Made two free throws at Arkansas and against Air Force
 One assist against Cal Poly and at Colorado State

Season Highs.....Career Highs
 4, Three gamesPoints..... 4, Three games
 2, Two gamesFG Made 2, Two games
 6, Bethesda, 11/12.....FG Attempted.....6, Bethesda, 11/12/22
 1, at Colorado State, 12/31..... 3pt Made 1, at Colorado St., 12/31/22
 2, Two games 3pt Attempted 2, Two games
 2, Two games FT Made..... 2, Two games
 4, Air Force, 1/24 FT Attempted4, Air Force, 1/24/23
 3, at Boise State, 1/3Rebounds.....3, at Boise State, 1/3/23
 1, Two games Assists 1, Two games
Blocks.....
Steals

#11
JT
Elder
G • 6-7 • 190 • FR
Tucson, Ariz./
PHH Prep

Opponent	Date	GS	MIN	Total		3-Pointers		Free throws		Rebounds				PF	A	TO	BLK	STL	PTS	AVG
				FG-FGA	PCT	3FG-3FGA	PCT	FT-FTA	PCT	OFF	DEF	TOT	AVG							
Bethesda (CA)	11/12/2022		11:45	2-6	.333	0-2	.000	0-0	.000	0	0	0	0.0	2	0	0	0	0	4	4.0
Hofstra	11/17/2022		00:45	0-0	.000	0-0	.000	0-0	.000	0	0	0	0.0	2	0	0	0	0	0	2.0
at Northern Colo.	11/19/2022		02:49	0-1	.000	0-0	.000	0-0	.000	0	0	0	0.0	0	0	1	0	0	0	1.3
vs North Texas	11/25/2022		13:21	1-2	.500	0-1	.000	0-0	.000	0	0	0	0.0	1	0	2	0	0	2	1.5
vs Oakland	11/26/2022		05:21	0-1	.000	0-0	.000	0-0	.000	0	0	0	0.0	1	0	2	0	0	0	1.2
at Arkansas	12/03/2022		06:06	0-2	.000	0-1	.000	2-2	1.000	0	1	1	0.2	1	0	0	0	0	2	1.3
Cal Poly	12/20/2022		09:04	2-3	.667	0-0	.000	0-0	.000	0	0	0	0.1	0	1	1	0	0	4	1.7
UNLV	12/28/2022		05:11	1-2	.500	0-1	.000	0-0	.000	0	0	0	0.1	2	0	0	0	0	2	1.8
at Colorado St.	12/31/2022		05:29	1-2	.500	1-2	.500	1-2	.500	0	0	0	0.1	1	1	1	0	0	4	2.0
at Boise St.	01/03/2023		03:54	0-1	.000	0-0	.000	0-0	.000	1	2	3	0.4	0	0	1	0	0	0	1.8
at New Mexico	01/17/2023		03:40	0-1	.000	0-1	.000	0-0	.000	0	0	0	0.4	0	0	0	0	0	0	1.6
at Utah St.	01/21/2023		02:17	0-0	.000	0-0	.000	0-0	.000	0	0	0	0.3	0	0	0	0	0	0	1.5
Air Force	01/24/2023		05:32	0-1	.000	0-0	.000	2-4	.500	0	0	0	0.3	0	0	0	0	0	2	1.5
at San Diego St.	01/28/2023		06:51	1-1	1.000	0-0	.000	0-0	.000	0	1	1	0.4	0	0	1	0	0	2	1.6
Wyoming	02/04/2023		03:13	0-0	.000	0-0	.000	0-0	.000	0	0	0	0.3	1	0	1	0	0	0	1.5
Totals			0 85:17	8-23	.348	1-8	.125	5-8	.625	1	4	5	0.3	11	2	10	0	0	22	1.5

Player Averages

Games Played	Minutes/game	Points/game	FG Pct	3FG Pct	FT Pct	Rebounds/game	Assists/game	Turnovers/game	Assist/Turnover ratio	Steals/game	Blocks/game
15	5.7	1.5	34.8	12.5	62.5	0.3	0.1	0.7	0.2	0.0	0.0

				Field Goals		3-Point		F-Throws		Rebounds				Scoring						
SEASON	TEAM	GP-GS	MIN/AVG	FG-FGA	FG%	3FG-3FGA	3FG%	FT-FTA	FT%	OFF	DEF	TOT	AVG	PF-FO	A	TO	BLK	STL	PTS	AVG
2022-23	SJSU	15-0	85/5.7	8-23	.348	1-8	.125	5-8	.625	1	4	5	0.3	11-0	2	10	0	0	22	1.5
TOTAL		15-0	85/5.7	8-23	.348	1-8	.125	5-8	.625	1	4	5	0.3	11-0	2	10	0	0	22	1.5



Starting point guard and team captain for the Spartans

Led the team in scoring in five games

Career-best 20 points in win over Fresno State when he was 7-for-14 from the field including 6-for-11 from three-point range

Scored 17 points in four games this season - Alabama State, Hofstra, at Pacific and at Utah State

11 games in double-digit scoring

Team leader in three-point field goals made with 42 including six against Fresno State and five at Pacific

Five games with five or more assists including nine versus Fresno State and seven assists against Bethesda

Two or more assists in 20 games and no turnovers in four games

Ranks 101st nationally in assist/turnover ratio at 1.98 (79/40)

Season Highs	Career Highs
20, Fresno State, 1/10	Points..... 20, Fresno State, 1/10/23
7, Two games	FG Made..... 7, Two games
16, Hofstra, 11/17	FG Attempted..... 16, Hofstra, 11/17/22
6, Fresno State, 1/10	3pt Made..... 6, Fresno State, 1/10/23
11, Fresno State, 1/10	3pt Attempted... 11, Fresno St., 1/10/23
4, Three games	FT Made..... 4, Three games
7, at Colorado State, 12/31	FT Att.. 7, at Colorado St., 12/31/22
6, Three games	Rebounds..... 8, Bethesda, 1/8/22
9, Fresno State, 1/10	Assists..... 9, Fresno State, 1/10/23
1, Two games	Blocks..... 1, Two games
3, at Utah State, 1/21	Steals..... 3, Four games

#13

Alvaro

Cardenas

G • 6-1 • 180 • SO

Granada, Spain/

Get Better Academy

20+ Point Games (1)
20 - vs. Fresno State, 1/10


5+ Assists Games (5)
9 - vs. Fresno State, 1/10
7 - vs. Bethesda, 11/12
6 - at New Mexico, 1/17
5 - vs. Hofstra, 11/17
5 - vs. Oakland, 11/26

Opponent	Date	GS	MIN	Total		3-Pointers		Free throws		Rebounds				PF	A	TO	BLK	STL	PTS	AVG	
				FG-FGA	PCT	3FG-3FGA	PCT	FT-FTA	PCT	OFF	DEF	TOT	AVG								
Ga. Southern	11/08/2022	*	36:46	6-10	.600	2-5	.400	0-0	.000	0	2	2	2.0	3	0	0	0	0	14	14.0	
Bethesda (CA)	11/12/2022	*	19:09	2-7	.286	0-2	.000	0-0	.000	0	2	2	2.0	3	7	1	0	1	4	9.0	
Alabama St.	11/15/2022	*	40:00	6-10	.600	3-5	.600	2-2	1.000	0	2	2	2.0	0	4	1	0	0	17	11.7	
Hofstra	11/17/2022	*	38:01	7-16	.438	3-7	.429	0-0	.000	1	1	2	2.0	1	5	1	0	0	17	13.0	
at Northern Colo.	11/19/2022	*	40:00	4-12	.333	1-6	.167	0-0	.000	0	3	3	2.2	0	4	0	0	1	9	12.2	
vs North Texas	11/25/2022	*	26:51	0-5	.000	0-3	.000	2-2	1.000	0	3	3	2.3	4	2	2	0	0	2	10.5	
vs Oakland	11/26/2022	*	27:33	2-6	.333	2-5	.400	0-0	.000	0	3	3	2.4	4	5	3	0	0	6	9.9	
vs Ball St.	11/27/2022	*	40:00	3-14	.214	2-7	.286	2-2	1.000	0	6	6	2.9	1	1	2	0	0	10	9.9	
at Arkansas	12/03/2022	*	32:13	3-7	.429	2-3	.667	1-2	.500	0	1	1	2.7	2	2	3	0	0	9	9.8	
CSU Bakersfield	12/06/2022	*	29:41	3-14	.214	0-6	.000	4-4	1.000	1	5	6	3.0	3	3	1	0	0	10	9.8	
at Santa Clara	12/10/2022	*	26:16	0-5	.000	0-3	.000	4-4	1.000	0	1	1	2.8	1	2	0	0	0	4	9.3	
at Pacific	12/17/2022	*	34:54	6-11	.545	5-8	.625	0-0	.000	0	1	1	2.7	1	4	5	0	0	17	9.9	
Cal Poly	12/20/2022	*	29:38	3-6	.500	0-2	.000	2-3	.667	0	3	3	2.7	2	2	2	0	1	8	9.9	
UNLV	12/28/2022	*	30:50	3-9	.333	0-4	.000	1-2	.500	1	2	3	2.7	0	2	1	0	2	7	9.6	
at Colorado St.	12/31/2022	*	30:01	3-10	.300	2-3	.667	4-7	.571	0	1	1	2.6	3	2	1	0	0	12	9.7	
at Boise St.	01/03/2023	*	33:03	5-12	.417	1-4	.250	1-1	1.000	0	6	6	2.8	2	3	2	0	1	12	9.9	
Nevada	01/07/2023	*	21:37	0-3	.000	0-2	.000	0-0	.000	0	2	2	2.8	3	3	2	0	1	0	9.3	
Fresno St.	01/10/2023	*	40:00	7-14	.500	6-11	.545	0-0	.000	0	4	4	2.8	1	9	2	0	1	20	9.9	
at New Mexico	01/17/2023	*	35:35	2-9	.222	2-7	.286	2-2	1.000	1	1	2	2.8	3	6	0	1	2	8	9.8	
at Utah St.	01/21/2023	*	40:00	5-13	.385	4-7	.571	3-3	1.000	2	2	4	2.9	2	4	2	0	3	17	10.2	
Air Force	01/24/2023	*	34:28	5-10	.500	2-4	.500	0-0	.000	1	0	1	2.8	1	1	1	0	0	12	10.2	
at San Diego St.	01/28/2023	*	31:15	3-12	.250	0-5	.000	3-4	.750	1	2	3	2.8	4	3	3	0	0	9	10.2	
Wyoming	02/04/2023	*	40:00	5-9	.556	3-6	.500	0-0	.000	0	1	1	2.7	2	4	2	0	2	13	10.3	
at Fresno St.	02/07/2023	*	40:00	3-12	.250	2-6	.333	1-1	1.000	2	1	3	2.7	3	1	3	1	2	9	10.3	
Totals			24	797:51	86-236	.364	42-121	.347	32-39	.821	10	55	65	2.7	49	79	40	2	17	246	10.3

Player Averages

Games Played	Minutes/game	Points/game	FG Pct	3FG Pct	FT Pct	Rebounds/game	Assists/game	Turnovers/game	Assist/Turnover ratio	Steals/game	Blocks/game
24	33.2	10.3	36.4	34.7	82.1	2.7	3.3	1.7	2.0	0.7	0.1

SEASON	TEAM	GP-GS	MIN/AVG	Field Goals		3-Point		F-Throws		Rebounds				Scoring						
				FG-FGA	FG%	3FG-3FGA	3FG%	FT-FTA	FT%	OFF	DEF	TOT	AVG	PF-FO	A	TO	BLK	STL	PTS	AVG
2021-22	SJSU	31-22	833/26.9	73-172	.424	34-90	.378	21-31	.677	9	66	75	2.4	92-3	81	59	0	29	201	6.5
2022-23	SJSU	24-24	798/33.2	86-236	.364	42-121	.347	32-39	.821	10	55	65	2.7	49-0	79	40	2	17	246	10.3
TOTAL		55-46	1631/29.6	159-408	.390	76-211	.360	53-70	.757	19	121	140	2.5	141-3	160	99	2	46	447	8.1



Started all 24 games this season
 Shooting 90 percent from the free throw line
 Only double-double of the season with 11 points and 11 rebounds in the win at Northern Colorado
 Scored in double figures in five games
 Made at least one three-point field goal in 12 games including 4 against North Texas

Season Highs.....Career Highs
 19, vs. Oakland, 11/26.....Points..... 23, Pacific, 12/11/21
 6, Two gamesFG Made.....8, Pacific, 12/11/21
 9, Two gamesFG Attempted..... 16, Pacific, 12/11/21
 4, vs. North Texas, 11/25..... 3pt Made5, Pacific, 12/11/21
 7, Two games 3pt Attempted9, Pacific, 12/11/21
 4, Three games FT Made..... 4, Five games
 4, Four games..... FT Att8, at Fresno State, 1/11/22
 11, at N. Colorado, 11/19.....Rebounds... 12, at Portland, 12/17/21
 4, Hofstra, 11/17..... Assists 4, Hofstra, 11/17/22
 2, at N. Colorado, 11/19.....Blocks..... 2, Two games
 2, at New Mexico, 1/17..... Steals2, at New Mexico, 1/17/23

#15
Trey
Anderson
F • 6-7 • 206 • JR
San Diego, Calif./
South Carolina

10+ Rebound Games (1)
 11 - at N. Colorado, 11/19

One of four Spartans to make 20+ three-pointers this season
 Blocked two shots at Northern Colorado

Opponent	Date	GS	MIN	Total		3-Pointers		Free throws		Rebounds				PF	A	TO	BLK	STL	PTS	AVG
				FG-FGA	PCT	3FG-3FGA	PCT	FT-FTA	PCT	OFF	DEF	TOT	AVG							
Ga. Southern	11/08/2022	*	28:10	1-3	.333	1-2	.500	4-4	1.000	0	2	2	2.0	2	1	2	0	0	7	7.0
Bethesda (CA)	11/12/2022	*	16:51	2-8	.250	1-6	.167	0-0	.000	2	4	6	4.0	1	0	2	0	0	5	6.0
Alabama St.	11/15/2022	*	21:38	0-0	.000	0-0	.000	2-2	1.000	1	3	4	4.0	5	0	2	0	1	2	4.7
Hofstra	11/17/2022	*	26:58	2-4	.500	0-1	.000	2-2	1.000	0	1	1	3.3	0	4	0	0	0	6	5.0
at Northern Colo.	11/19/2022	*	33:09	3-5	.600	2-3	.667	3-4	.750	2	9	11	4.8	2	2	1	2	0	11	6.2
vs North Texas	11/25/2022	*	22:32	6-6	1.000	4-4	1.000	0-0	.000	1	1	2	4.3	2	1	2	0	0	16	7.8
vs Oakland	11/26/2022	*	33:30	6-9	.667	3-6	.500	4-4	1.000	1	1	2	4.0	3	3	1	0	0	19	9.4
vs Ball St.	11/27/2022	*	36:48	3-7	.429	3-7	.429	2-2	1.000	0	3	3	3.9	4	1	1	0	1	11	9.6
at Arkansas	12/03/2022	*	26:10	1-5	.200	0-2	.000	0-0	.000	0	2	2	3.7	1	0	1	0	1	2	8.8
CSU Bakersfield	12/06/2022	*	25:00	2-4	.500	0-1	.000	4-4	1.000	1	2	3	3.6	4	0	1	0	0	8	8.7
at Santa Clara	12/10/2022	*	30:15	2-5	.400	2-5	.400	0-0	.000	0	3	3	3.5	3	1	0	0	0	6	8.5
at Pacific	12/17/2022	*	30:25	3-6	.500	2-4	.500	1-1	1.000	2	1	3	3.5	3	0	2	0	0	9	8.5
Cal Poly	12/20/2022	*	17:06	0-4	.000	0-1	.000	0-0	.000	1	0	1	3.3	3	3	0	0	0	0	7.8
UNLV	12/28/2022	*	31:05	3-9	.333	3-7	.429	0-1	.000	1	3	4	3.4	2	1	2	0	0	9	7.9
at Colorado St.	12/31/2022	*	24:16	0-2	.000	0-2	.000	1-2	.500	0	3	3	3.3	4	0	2	0	0	1	7.5
at Boise St.	01/03/2023	*	18:03	0-4	.000	0-3	.000	2-2	1.000	1	0	1	3.2	3	0	1	0	0	2	7.1
Nevada	01/07/2023	*	22:48	2-6	.333	2-6	.333	0-0	.000	0	2	2	3.1	2	0	3	0	1	6	7.1
Fresno St.	01/10/2023	*	20:59	1-4	.250	0-3	.000	0-0	.000	0	1	1	3.0	2	1	1	0	0	2	6.8
at New Mexico	01/17/2023	*	25:26	1-8	.125	0-5	.000	0-0	.000	0	1	1	2.9	3	0	0	0	2	2	6.5
at Utah St.	01/21/2023	*	13:22	0-1	.000	0-0	.000	0-0	.000	0	0	0	2.8	3	0	1	0	0	0	6.2
Air Force	01/24/2023	*	22:37	0-1	.000	0-1	.000	0-0	.000	0	2	2	2.7	0	3	0	0	1	0	5.9
at San Diego St.	01/28/2023	*	17:53	2-6	.333	2-2	1.000	2-2	1.000	1	1	2	2.7	2	1	0	0	0	8	6.0
Wyoming	02/04/2023	*	35:51	4-7	.571	2-4	.500	0-0	.000	0	1	1	2.6	3	2	2	1	1	10	6.2
at Fresno St.	02/07/2023	*	19:03	1-5	.200	0-2	.000	0-0	.000	0	1	1	2.5	1	1	2	0	0	2	6.0
Totals			24	599:56	.378	27-77	.351	27-30	.900	14	47	61	2.5	58	25	29	3	8	144	6.0

Player Averages

Games Played	Minutes/game	Points/game	FG Pct	3FG Pct	FT Pct	Rebounds/game	Assists/game	Turnovers/game	Assist/Turnover ratio	Steals/game	Blocks/game
24	25.0	6.0	37.8	35.1	90.0	2.5	1.0	1.2	0.9	0.3	0.1

SEASON	TEAM	GP-GS	MIN/AVG	Field Goals		3-Point		F-Throws		Rebounds				Scoring						
				FG-FGA	FG%	3FG-3FGA	3FG%	FT-FTA	FT%	OFF	DEF	TOT	AVG	PF-FO	A	TO	BLK	STL	PTS	AVG
2019-20	USC	8-0	22/2.8	0-7	.000	0-3	.000	2-2	1.000	0	0	0	0.0	2-0	0	0	0	1	2	0.3
2020-21	USC	13-1	93/7.2	14-23	.609	2-8	.250	3-6	.500	9	6	15	1.2	9-0	4	1	0	2	33	2.5
2021-22	SJSU	30-25	800/26.7	95-203	.468	43-95	.453	29-44	.659	33	89	122	4.1	106-6	29	36	6	8	262	8.7
2022-23	SJSU	24-24	600/25.0	45-119	.378	27-77	.351	27-30	.900	14	47	61	2.5	58-1	25	29	3	8	144	6.0
TOTAL FOR SJSU		54-49	1400/25.9	140-322	.435	70-172	.407	56-74	.757	47	136	183	3.4	164-7	54	65	9	16	406	7.5
TOTAL		75-50	1515/20.2	154-352	.438	72-183	.393	61-82	.744	56	142	198	2.6	175-7	58	66	9	19	441	5.9



Transferred from the University of Missouri-St. Louis

Has seen action in nine games

Scored five points in the win over Bethesda

Dished out two assists against Bethesda and one versus Cal Poly

Had a steal against North Texas

Season Highs.....Career Highs
 5, Bethesda, 11/12.....Points... 19, at SW Baptist, 1/11/20*
 2, Bethesda, 11/12.....FG Made 7, vs. Drury, 3/6/21*
 2, Two gamesFG Attempted..... 13, vs. Drury, 3/6/21*
 1, Bethesda, 11/12..... 3pt Made ..6, at SW Baptist, 1/11/20*
 1, Bethesda, 11/12..... 3pt Attempted 8, Three games*
 1, Cal Poly, 12/20..... FT Made.. 11, P.R.-Bayamon, 12/19/19*
 2, Cal Poly, 12/20..... FT Att 17, P.R.-Bayamon, 12/19/19*
 2, Three gamesRebounds. 11, vs. Ill. College, 11/19/19*
 2, Bethesda, 11/12..... Assists 4, East-West U., 11/24/21*
 1, Cal Poly, 12/20.....Blocks..... 2, Two games*
 1, vs. North Texas, 11/25..... Steals 3, Two games*
*at Missouri-St. Louis

#20
Kellen
King
G • 6-4 • 190 • SR
Brentwood, Tenn./
Missouri-St. Louis

Opponent	Date	GS	MIN	Total		3-Pointers		Free throws		Rebounds				PF	A	TO	BLK	STL	PTS	AVG
				FG-FGA	PCT	3FG-3FGA	PCT	FT-FTA	PCT	OFF	DEF	TOT	AVG							
Bethesda (CA)	11/12/2022		10:32	2-2	1.000	1-1	1.000	0-0	.000	0	2	2	2.0	0	2	0	0	0	5	5.0
at Northern Colo.	11/19/2022		02:26	0-0	.000	0-0	.000	0-0	.000	0	0	0	1.0	0	0	0	0	0	2.5	
vs North Texas	11/25/2022		05:53	0-0	.000	0-0	.000	0-0	.000	0	0	0	0.7	0	0	1	0	1	1.7	
at Arkansas	12/03/2022		04:08	0-1	.000	0-0	.000	0-0	.000	0	0	0	0.5	0	0	0	0	0	1.3	
Cal Poly	12/20/2022		02:30	0-0	.000	0-0	.000	1-2	.500	0	2	2	0.8	1	1	0	1	1	1.2	
Nevada	01/07/2023		01:59	0-1	.000	0-0	.000	0-0	.000	0	0	0	0.7	0	0	0	0	0	1.0	
at New Mexico	01/17/2023		02:12	0-0	.000	0-0	.000	0-0	.000	0	1	1	0.7	0	0	0	0	0	0.9	
Air Force	01/24/2023		03:27	1-2	.500	0-0	.000	0-0	.000	0	2	2	0.9	0	0	0	0	2	1.0	
at San Diego St.	01/28/2023		00:59	0-0	.000	0-0	.000	0-0	.000	0	0	0	0.8	0	0	0	0	0	0.9	
Totals			0 34:06	3-6	.500	1-1	1.000	1-2	.500	0	7	7	0.8	1	3	3	1	1	8	0.9

Player Averages

Games Played	Minutes/ game	Points/ game	FG Pct	3FG Pct	FT Pct	Rebounds/ game	Assists/ game	Turnovers/ game	Assist/Turnover ratio	Steals/ game	Blocks/ game
9	3.8	0.9	50.0	100.0	50.0	0.8	0.3	0.3	1.0	0.1	0.1

SEASON	TEAM	GP-GS	MIN/AVG	Field Goals		3-Point		F-Throws		Rebounds				Scoring						
				FG-FGA	FG%	3FG-3FGA	3FG%	FT-FTA	FT%	OFF	DEF	TOT	AVG	PF-FO	A	TO	BLK	STL	PTS	AVG
2018-19	C-N	2-0	8/4.0	1-1	1.000	0-0	.000	0-0	.000	0	1	1	0.5	1-0	0	1	0	0	2	1.0
2019-20	UMSL	31-0	456/14.7	52-122	.426	18-60	.300	26-41	.634	28	73	101	3.3	45-0	17	26	6	13	148	4.8
2020-21	UMSL	19-10	445/23.4	61-122	.500	28-71	.394	16-19	.842	14	78	92	4.8	25-0	21	22	7	12	166	8.7
2021-22	UMSL	32-1	245/7.7	32-64	.500	14-33	.424	11-13	.846	5	28	33	1.0	21-0	12	11	0	8	89	2.8
2022-23	SJSU	9-0	34/3.8	3-6	.500	1-1	1.000	1-2	.500	0	7	7	0.8	1-0	3	3	1	1	8	0.9
TOTAL FOR SJSU	9-0	34/3.8	3-6	.500	1-1	1.000	1-2	.500	0	7	7	0.8	1-0	3	3	1	1	8	0.9	
TOTAL	93-11	1188/12.8	149-315	.473	61-165	.370	54-75	.720	47	187	234	2.5	93-0	53	63	14	34	413	4.4	



Played in five games this season

Attempted three shots against Bethesda

Grabbed a rebound against Nevada

Season Highs.....	Career Highs
.....Points.....Points.....
.....FG Made.....FG Made.....
3, Bethesda, 11/12.....	3, Bethesda, 11/12/22
.....3pt Made.....3pt Made.....
3, Bethesda, 11/12.....	3, Bethesda, 11/12/22
.....3pt Attempted.....3pt Attempted.....
.....FT Made.....FT Made.....
.....FT Attempted.....FT Attempted.....
1, vs. Nevada, 1/7.....	1, vs. Nevada, 1/7/23
.....Rebounds.....Rebounds.....
.....Assists.....Assists.....
.....Blocks.....Blocks.....
.....Steals.....Steals.....

#21
Nico
D'Augusta
G • 6-3 • 200 • FR
San Jose, Calif./
Valley Christian
HS

Opponent	Date	GS	MIN	Total		3-Pointers		Free throws		Rebounds				PF	A	TO	BLK	STL	PTS	AVG
				FG-FGA	PCT	3FG-3FGA	PCT	FT-FTA	PCT	OFF	DEF	TOT	AVG							
Bethesda (CA)	11/12/2022		05:18	0-3	.000	0-3	.000	0-0	.000	0	0	0	0.0	1	0	0	0	0	0	0.0
vs North Texas	11/25/2022		01:51	0-0	.000	0-0	.000	0-0	.000	0	0	0	0.0	0	0	0	0	0	0	0.0
Cal Poly	12/20/2022		02:30	0-0	.000	0-0	.000	0-0	.000	0	0	0	0.0	1	0	1	0	0	0	0.0
Nevada	01/07/2023		01:59	0-0	.000	0-0	.000	0-0	.000	0	1	1	0.3	0	0	0	0	0	0	0.0
Air Force	01/24/2023		03:00	0-1	.000	0-1	.000	0-0	.000	0	0	0	0.2	0	0	0	0	0	0	0.0
Totals		0	14:38	0-4	.000	0-4	.000	0-0	.000	0	1	1	0.2	2	0	1	0	0	0	0.0

Player Averages

Games Played	Minutes/game	Points/game	FG Pct	3FG Pct	FT Pct	Rebounds/game	Assists/game	Turnovers/game	Assist/Turnover ratio	Steals/game	Blocks/game
5	2.9	0.0	0.0	0.0	0.0	0.2	0.0	0.2	0.0	0.0	0.0

				Field Goals		3-Point		F-Throws		Rebounds				Scoring						
SEASON	TEAM	GP-GS	MIN/AVG	FG-FGA	FG%	3FG-3FGA	3FG%	FT-FTA	FT%	OFF	DEF	TOT	AVG	PF-FO	A	TO	BLK	STL	PTS	AVG
2022-23	SJSU	5-0	15/2.9	0-4	.000	0-4	.000	0-0	.000	0	1	1	0.2	2-0	0	1	0	0	0	0.0
TOTAL		5-0	15/2.9	0-4	.000	0-4	.000	0-0	.000	0	1	1	0.2	2-0	0	1	0	0	0	0.0



Transferred from Fresno State and one of the first players off the bench

Led the Spartans in scoring in three games - Bethesda (14), Ball State (15) and at San Diego State (12)

Hit the game-winning basket off an offensive rebound against Ball State

Grabbed the inbounds pass to steal the ball and seal the win for SJSU

Scored 13 of his 15 points in 11 minutes of the second half and grabbed five offensive rebounds

Career-high 18 points against Air Force, 14 points at Fresno State and 12 points against Fresno State

Team leader in rebounding in five games

Two doubles on the season - 14 points and 10 rebounds against Bethesda and 18 points and 10 rebounds versus Air Force

Four games with 10+ rebounds and 15 games with 6+ rebounds

Three blocks at Colorado State and two blocks against UNLV and Fresno State

Three steals at New Mexico

Season Highs.....Career Highs
 18, vs. Air Force, 1/24.....Points..... 18, vs. Air Force, 1/24/23
 9, vs. Air Force, 1/24.....FG Made..... 9, vs. Air Force, 1/24/23
 12, vs. Air Force, 1/24.....FG Att..... 12, vs. Air Force, 1/24/23
 3pt Made
 3pt Attempted
 3, vs. Ball State, 11/27..... FT Made..... 3, vs. Ball State, 11/27/22
 6, at Fresno State, 2/7..... FT Attempted 6, at Fresno St., 2/7/23
 13, vs. UNLV, 12/28.....Rebounds..... 13, vs. UNLV, 12/28/22
 2, Two games Assists 2, Three games
 3, at Colorado State, 12/31.....Blocks.. 3, at Colorado St., 12/31/22
 3, at New Mexico, 1/17 Steals3, at New Mexico, 1/17/23

#22
Robert Vaihola
F • 6-8 • 245 • SO
San Mateo, Calif./
Fresno State


10+ Rebounds Games (3)
 13 - UNLV, 12/28
 10 -Bethesda, 11/12
 10 - at New Mexico, 1/17
 10 - Air Force, 1/24

Opponent	Date	GS	MIN	Total		3-Pointers		Free throws		Rebounds				PF	A	TO	BLK	STL	PTS	AVG
				FG-FGA	PCT	3FG-3FGA	PCT	FT-FTA	PCT	OFF	DEF	TOT	AVG							
Ga. Southern	11/08/2022		09:30	1-3	.333	0-0	.000	0-0	.000	1	2	3	3.0	1	0	2	0	1	2	2.0
Bethesda (CA)	11/12/2022		15:51	6-6	1.000	0-0	.000	2-3	.667	4	6	10	6.5	1	0	1	0	0	14	8.0
Alabama St.	11/15/2022		15:10	3-4	.750	0-0	.000	1-2	.500	4	2	6	6.3	0	1	0	0	0	7	7.7
Hofstra	11/17/2022		10:02	3-3	1.000	0-0	.000	0-0	.000	0	3	3	5.5	1	1	0	0	0	6	7.3
at Northern Colo.	11/19/2022		13:41	3-3	1.000	0-0	.000	0-0	.000	2	4	6	5.6	3	0	6	0	0	6	7.0
vs North Texas	11/25/2022		15:35	0-0	.000	0-0	.000	2-4	.500	1	0	1	4.8	1	0	2	0	0	2	6.2
vs Oakland	11/26/2022		18:14	4-4	1.000	0-0	.000	1-2	.500	1	7	8	5.3	1	1	0	1	0	9	6.6
vs Ball St.	11/27/2022		14:38	6-7	.857	0-0	.000	3-4	.750	5	3	8	5.6	4	2	2	1	2	15	7.6
at Arkansas	12/03/2022		15:58	0-2	.000	0-0	.000	0-0	.000	0	1	1	5.1	2	0	3	0	0	0	6.8
CSU Bakersfield	12/06/2022		13:42	2-4	.500	0-0	.000	2-3	.667	4	2	6	5.2	1	0	1	0	0	6	6.7
at Santa Clara	12/10/2022		18:17	3-6	.500	0-0	.000	0-0	.000	3	4	7	5.4	0	1	1	1	0	6	6.6
at Pacific	12/17/2022		17:05	3-4	.750	0-0	.000	0-0	.000	1	3	4	5.3	1	0	2	0	0	6	6.6
Cal Poly	12/20/2022		17:48	2-4	.500	0-0	.000	2-4	.500	4	4	8	5.5	1	2	0	0	0	6	6.5
UNLV	12/28/2022		34:16	4-5	.800	0-0	.000	1-2	.500	5	8	13	6.0	0	1	0	2	1	9	6.7
at Colorado St.	12/31/2022		22:26	3-5	.600	0-0	.000	1-1	1.000	4	5	9	6.2	0	0	1	3	0	7	6.7
at Boise St.	01/03/2023		19:35	3-3	1.000	0-0	.000	0-0	.000	1	3	4	6.1	1	0	0	0	0	6	6.7
Nevada	01/07/2023		18:11	3-4	.750	0-0	.000	0-0	.000	0	2	2	5.8	2	0	3	0	0	6	6.6
Fresno St.	01/10/2023		19:13	6-7	.857	0-0	.000	0-1	.000	2	5	7	5.9	3	0	1	2	1	12	6.9
at New Mexico	01/17/2023		24:51	2-2	1.000	0-0	.000	0-0	.000	4	6	10	6.1	1	0	1	0	3	4	6.8
at Utah St.	01/21/2023		20:01	3-4	.750	0-0	.000	2-3	.667	4	3	7	6.2	3	1	2	0	0	8	6.9
Air Force	01/24/2023		25:21	9-12	.750	0-0	.000	0-2	.000	4	6	10	6.3	0	0	0	0	1	18	7.4
at San Diego St.	01/28/2023		23:03	6-7	.857	0-0	.000	0-0	.000	2	1	3	6.2	2	0	2	0	0	12	7.6
Wyoming	02/04/2023		19:35	3-3	1.000	0-0	.000	2-2	1.000	1	2	3	6.0	4	0	1	1	0	8	7.6
at Fresno St.	02/07/2023		23:32	6-8	.750	0-0	.000	2-6	.333	5	2	7	6.1	4	0	1	1	2	14	7.9
Totals			0 445:35	84-110	.764	0-0	.000	21-39	.538	62	84	146	6.1	37	10	32	12	11	189	7.9

Player Averages

Games Played	Minutes/game	Points/game	FG Pct	3FG Pct	FT Pct	Rebounds/game	Assists/game	Turnovers/game	Assist/Turnover ratio	Steals/game	Blocks/game
24	18.6	7.9	76.4	0.0	53.8	6.1	0.4	1.3	0.3	0.5	0.5

SEASON	TEAM	GP-GS	MIN/AVG	Field Goals		3-Point		F-Throws		Rebounds				Scoring						
				FG-FGA	FG%	3FG-3FGA	3FG%	FT-FTA	FT%	OFF	DEF	TOT	AVG	PF-FO	A	TO	BLK	STL	PTS	AVG
2021-22	Fresno	22-0	150/6.8	13-17	.765	0-0	.000	6-17	.353	13	30	43	2.0	13-0	5	9	5	1	32	1.5
2022-23	SJSU	24-0	446/18.6	84-110	.764	0-0	.000	21-39	.538	62	84	146	6.1	37-0	10	32	12	11	189	7.9
TOTAL FOR SJSU		24-0	446/18.6	84-110	.764	0-0	.000	21-39	.538	62	84	146	6.1	37-0	10	32	12	11	189	7.9
TOTAL		46-0	596/13.0	97-127	.764	0-0	.000	27-56	.482	75	114	189	4.1	50-0	15	41	17	12	221	4.8



Started all 24 games after transferring from Temple

Team leader in rebounding at 7.5 per game

Six games with 10+ rebounds including 14 against Bethesda and 13 at Colorado State

Led the team in rebounding in 10 games

Four double-doubles on the season

Made at least one three-pointer in 13 games including 4-for-4 in the win at Santa Clara

Led the team with 25 points in the win over Oakland

Scored 10+ points in eight games

Five assists at Pacific and three against Bethesda and Cal Poly

Three steals against Wyoming and two steals against Oakland, at Utah State and at Fresno State

Season Highs..... Career Highs
 25, vs. Oakland, 11/26 Points..... 25, vs. Oakland, 11/26/22
 11, vs. Oakland, 11/26 FG Made... 11, vs. Oakland, 11/26/22
 12, vs. Oakland, 11/26 FG Att..... 12, vs. Oakland, 11/26/22
 4, at Santa Clara, 12/10 3pt Made 4, at Santa Clara, 12/10/22
 4, at Santa Clara, 12/10 3pt Att... 4, at Santa Clara, 12/10/22
 6, at N. Colorado, 11/19 FT Made 6, at N. Colorado, 11/19/22
 7, CSU Bakersfield, 12/6 FT Att... 7, CSU Bakersfield, 12/6/22
 14, Bethesda, 11/12 Rebounds..... 14, Bethesda, 11/12/22
 5, at Pacific, 12/17 Assists 5, at Pacific, 12/17/22
 2, Cal Poly, 12/20 Blocks..... 2, Two games
 3, Wyoming, 2/4 Steals 3, Three games*
 *2 at Temple

#23
Sage
Tolbert
F • 6-8 • 245 • SR
New Orleans, La./
Temple

- 20+ Point Games (1)**
 25 - vs. Oakland, 11/26
- 10+ Rebound Games (6)**
 14 - Bethesda, 11/12
 13 - at Colorado St., 12/31
 12 - Hofstra - 11/17
 12 - at Santa Clara, 12/10
 11 - at Arkansas, 12/3
 10 - at Fresno State, 2/7

Opponent	Date	GS	MIN	Total		3-Pointers		Free throws		Rebounds				PF	A	TO	BLK	STL	PTS	AVG	
				FG-FGA	PCT	3FG-3FGA	PCT	FT-FTA	PCT	OFF	DEF	TOT	AVG								
Ga. Southern	11/08/2022	*	25:53	4-6	.667	0-0	.000	0-0	.000	0	7	7	7.0	3	2	0	0	0	8	8.0	
Bethesda (CA)	11/12/2022	*	19:58	5-9	.556	0-1	.000	3-4	.750	8	6	14	10.5	0	3	0	0	0	13	10.5	
Alabama St.	11/15/2022	*	27:20	1-3	.333	0-0	.000	2-4	.500	4	3	7	9.3	5	1	1	0	0	4	8.3	
Hofstra	11/17/2022	*	29:44	3-7	.429	1-3	.333	1-2	.500	2	10	12	10.0	4	2	0	0	0	8	8.3	
at Northern Colo.	11/19/2022	*	30:06	5-11	.455	1-2	.500	6-6	1.000	3	4	7	9.4	2	1	1	0	0	17	10.0	
vs North Texas	11/25/2022	*	18:26	1-1	1.000	1-1	1.000	0-2	.000	1	2	3	8.3	1	1	2	1	0	3	8.8	
vs Oakland	11/26/2022	*	29:10	11-12	.917	1-1	1.000	2-2	1.000	2	5	7	8.1	1	0	2	1	2	25	11.1	
vs Ball St.	11/27/2022	*	25:55	1-4	.250	0-1	.000	2-4	.500	2	5	7	8.0	5	0	2	0	0	4	10.3	
at Arkansas	12/03/2022	*	28:53	5-8	.625	1-2	.500	1-2	.500	5	6	11	8.3	3	0	2	0	1	12	10.4	
CSU Bakersfield	12/06/2022	*	33:47	3-4	.750	0-1	.000	3-7	.429	1	8	9	8.4	2	1	4	0	1	9	10.3	
at Santa Clara	12/10/2022	*	34:44	7-11	.636	4-4	1.000	0-0	.000	2	10	12	8.7	1	1	0	0	1	18	11.0	
at Pacific	12/17/2022	*	34:29	1-6	.167	0-2	.000	0-2	.000	3	4	7	8.6	0	5	0	0	0	2	10.3	
Cal Poly	12/20/2022	*	25:37	2-3	.667	1-2	.500	1-2	.500	1	2	3	8.2	1	3	1	2	1	6	9.9	
UNLV	12/28/2022	*	23:14	2-5	.400	1-3	.333	4-6	.667	4	2	6	8.0	4	0	2	0	0	9	9.9	
at Colorado St.	12/31/2022	*	30:15	5-9	.556	1-3	.333	0-0	.000	2	11	13	8.3	2	1	1	1	0	11	9.9	
at Boise St.	01/03/2023	*	31:40	2-8	.250	1-3	.333	0-0	.000	2	3	5	8.1	1	0	2	0	0	5	9.6	
Nevada	01/07/2023	*	22:26	1-3	.333	1-2	.500	0-0	.000	0	4	4	7.9	2	1	4	0	1	3	9.2	
Fresno St.	01/10/2023	*	29:29	5-9	.556	2-3	.667	0-0	.000	1	5	6	7.8	2	1	0	1	0	12	9.4	
at New Mexico	01/17/2023	*	20:12	1-5	.200	0-3	.000	1-1	1.000	1	2	3	7.5	4	0	1	0	0	3	9.1	
at Utah St.	01/21/2023	*	33:56	3-8	.375	0-1	.000	1-1	1.000	2	6	8	7.6	1	1	1	0	2	7	9.0	
Air Force	01/24/2023	*	24:32	4-7	.571	0-1	.000	1-1	1.000	2	6	8	7.6	2	0	1	0	0	9	9.0	
at San Diego St.	01/28/2023	*	28:15	0-3	.000	0-2	.000	2-2	1.000	1	6	7	7.5	4	0	1	1	0	2	8.6	
Wyoming	02/04/2023	*	37:57	5-8	.625	1-2	.500	3-4	.750	2	3	5	7.4	2	1	1	1	3	14	8.9	
at Fresno St.	02/07/2023	*	31:54	3-10	.300	1-2	.500	2-2	1.000	5	5	10	7.5	2	0	0	0	2	9	8.9	
Totals			24	677:50	80-160	.500	18-45	.400	35-54	.648	56	125	181	7.5	54	25	29	8	14	213	8.9

Player Averages

Games Played	Minutes/ game	Points/ game	FG Pct	3FG Pct	FT Pct	Rebounds/ game	Assists/ game	Turnovers/ game	Assist/Turnover ratio	Steals/ game	Blocks/ game
24	28.2	8.9	50.0	40.0	64.8	7.5	1.0	1.2	0.9	0.6	0.3

SEASON	TEAM	GP-GS	MIN/AVG	Field Goals		3-Point		F-Throws		Rebounds				Scoring							
				FG-FGA	FG%	3FG-3FGA	3FG%	FT-FTA	FT%	OFF	DEF	TOT	AVG	PF-FO	A	TO	BLK	STL	PTS	AVG	
2020-21	Temple	1-0	8/7.7	0-2	.000	0-0	.000	0-0	.000	1	2	3	3.0	0-0	1	0	0	0	0	0	0.0
2021-22	Temple	29-11	458/15.8	29-67	.433	4-12	.333	27-44	.614	46	67	113	3.9	50-1	16	20	8	20	89	3.1	
2022-23	SJSU	24-24	678/28.2	80-160	.500	18-45	.400	35-54	.648	56	125	181	7.5	54-2	25	29	8	14	213	8.9	
TOTAL FOR SJSU		24-24	678/28.2	80-160	.500	18-45	.400	35-54	.648	56	125	181	7.5	54-2	25	29	8	14	213	8.9	
TOTAL		54-35	1144/21.2	109-229	.476	22-57	.386	62-98	.633	103	194	297	5.5	104-3	42	49	16	34	302	5.6	



Promoted from student manager in November

Made two free throws against North Texas

First three-point shot attempt against Nevada

One steal against North Texas

Season Highs.....Career Highs
 2, vs. North Texas, 11/25.....Points..2, vs. North Texas, 11/25/22
FG Made 1, Two gamesFG Attempted..... 1, Two games
 3pt Made 1, Two games
 3pt Attempted 1, Two games
 2, vs. North Texas, 11/25..... FT Made2, vs. North Texas, 11/25/22
 2, vs. North Texas, 11/25..... FT Att ..2, vs. North Texas, 11/25/22
 1, at San Diego State, 1/28Rebounds1, at San Diego St., 1/28/23
 Assists
Blocks.....
 1, vs. North Texas, 11/25..... Steals ..1, vs. North Texas, 11/25/22


**#25
 Ryen
 Perry**
 G • 6-2 • 185 • JR
 Placentia, Calif./
 Fullerton College

Opponent	Date	GS	MIN	Total		3-Pointers		Free throws		Rebounds				PF	A	TO	BLK	STL	PTS	AVG
				FG-FGA	PCT	3FG-3FGA	PCT	FT-FTA	PCT	OFF	DEF	TOT	AVG							
vs North Texas	11/25/2022		02:24	0-0	.000	0-0	.000	2-2	1.000	0	0	0	0.0	0	0	0	0	1	2	2.0
at Arkansas	12/03/2022		01:52	0-0	.000	0-0	.000	0-0	.000	0	0	0	0.0	0	0	1	0	0	0	1.0
Nevada	01/07/2023		01:59	0-1	.000	0-1	.000	0-0	.000	0	0	0	0.0	0	0	0	0	0	0	0.7
Air Force	01/24/2023		03:00	0-0	.000	0-0	.000	0-0	.000	0	0	0	0.0	0	0	0	0	0	0	0.5
at San Diego St.	01/28/2023		01:46	0-1	.000	0-1	.000	0-0	.000	0	1	1	0.2	0	0	1	0	0	0	0.4
Totals		0	11:01	0-2	.000	0-2	.000	2-2	1.000	0	1	1	0.2	0	0	2	0	1	2	0.4

Player Averages

Games Played	Minutes/game	Points/game	FG Pct	3FG Pct	FT Pct	Rebounds/game	Assists/game	Turnovers/game	Assist/Turnover ratio	Steals/game	Blocks/game
5	2.2	0.4	0.0	0.0	100.0	0.2	0.0	0.4	0.0	0.2	0.0

SEASON	TEAM	GP-GS	MIN/AVG	Field Goals		3-Point		F-Throws		Rebounds				Scoring						
				FG-FGA	FG%	3FG-3FGA	3FG%	FT-FTA	FT%	OFF	DEF	TOT	AVG	PF-FO	A	TO	BLK	STL	PTS	AVG
2022-23	SJSU	5-0	11/2.2	0-2	.000	0-2	.000	2-2	1.000	0	1	1	0.2	0-0	0	2	0	1	2	0.4
TOTAL		5-0	11/2.2	0-2	.000	0-2	.000	2-2	1.000	0	1	1	0.2	0-0	0	2	0	1	2	0.4



Key reserve off the bench who has played in all 23 games

Third on the team in three-point field goals made with 37

Four games in double-figure points

Came off the bench to lead the team with 20 points at Utah State where he was 6-for-9 from three-point range

Added 17 against Hofstra, 12 points at Colorado State and 11 points versus UNLV

Made at least two three-pointers in nine games including 6 at Utah State and 5 versus Hofstra

Five rebounds against Bethesda and UNLV

Dished out three assists against Georgia Southern and two assists in five other games

Two steals against Oakland

Season Highs.....Career Highs
 20, at Utah State, 1/21.....Points..... 23 Bethesda, 1/8/22
 7, at Utah State, 1/21FG Made8, Bethesda, 1/8/22
 13, Hofstra, 11/17FG Attempted..... 13, Three games
 6, at Utah State, 1/21 3pt Made 6, at Utah State, 1/21/23
 10, Hofstra, 11/17 3pt Att 11, at Nevada, 2/15/22
 2, Three games FT Made..... 4, Two games
 3, UNLV, 12/28..... FT Attempted 5, Two games
 5, Two gamesRebounds..... 9, Two games
 3, Georgia Southern, 11/8 Assists 3, Three games
 2, at Colorado State, 12/31Blocks..... 2, Two games
 2, vs. Oakland, 11/26 Steals 2, Three games

#31
Tibet
Gorener
F • 6-9 • 200 • SO
Istanbul, Turkey/
Arizona

20+ Point Games (1)
 20 - at Utah State, 1/21

Opponent	Date	GS	MIN	Total			3-Pointers			Free throws		Rebounds				PF	A	TO	BLK	STL	PTS	AVG
				FG-FGA	PCT	3FG-3FGA	PCT	FT-FTA	PCT	OFF	DEF	TOT	AVG									
Ga. Southern	11/08/2022		24:18	2-6	.333	2-6	.333	2-2	1.000	0	2	2	2.0	2	3	0	0	1	8	8.0		
Bethesda (CA)	11/12/2022		12:55	2-6	.333	1-2	.500	0-0	.000	1	4	5	3.5	0	2	1	0	1	5	6.5		
Alabama St.	11/15/2022		22:39	2-5	.400	2-4	.500	1-2	.500	0	2	2	3.0	0	0	0	0	0	7	6.7		
Hofstra	11/17/2022		27:08	6-13	.462	5-10	.500	0-0	.000	2	0	2	2.8	3	2	1	0	0	17	9.3		
at Northern Colo.	11/19/2022		08:58	1-2	.500	1-2	.500	0-0	.000	0	1	1	2.4	2	0	0	0	0	3	8.0		
vs North Texas	11/25/2022		19:00	1-3	.333	1-3	.333	0-0	.000	0	1	1	2.2	0	0	1	0	0	3	7.2		
vs Oakland	11/26/2022		17:33	2-8	.250	2-8	.250	2-2	1.000	0	0	0	1.9	0	2	1	1	2	8	7.3		
vs Ball St.	11/27/2022		16:16	0-1	.000	0-1	.000	0-0	.000	0	2	2	1.9	1	0	0	0	0	6.4			
at Arkansas	12/03/2022		18:16	1-4	.250	0-2	.000	0-2	.000	1	3	4	2.1	2	0	0	0	0	2	5.9		
CSU Bakersfield	12/06/2022		21:30	2-6	.333	2-6	.333	0-0	.000	1	3	4	2.3	0	0	0	0	0	6	5.9		
at Santa Clara	12/10/2022		09:31	0-3	.000	0-1	.000	0-0	.000	0	0	0	2.1	1	0	0	0	1	0	5.4		
at Pacific	12/17/2022		14:23	2-3	.667	2-3	.667	0-0	.000	0	2	2	2.1	2	0	1	0	0	6	5.4		
Cal Poly	12/20/2022		16:41	1-4	.250	0-2	.000	0-1	.000	1	1	2	2.1	0	1	0	0	0	2	5.2		
UNLV	12/28/2022		22:34	3-9	.333	3-7	.429	2-3	.667	1	4	5	2.3	1	0	0	0	0	11	5.6		
at Colorado St.	12/31/2022		16:41	4-9	.444	4-7	.571	0-0	.000	1	1	2	2.3	2	0	0	2	0	12	6.0		
at Boise St.	01/03/2023		25:35	2-7	.286	1-6	.167	0-1	.000	1	1	2	2.3	0	0	0	0	1	5	5.9		
Nevada	01/07/2023		17:37	1-6	.167	1-6	.167	0-0	.000	0	0	0	2.1	1	2	1	0	0	3	5.8		
Fresno St.	01/10/2023		26:57	2-6	.333	1-5	.200	0-0	.000	0	1	1	2.1	0	1	0	0	0	5	5.7		
at New Mexico	01/17/2023		13:21	1-4	.250	1-4	.250	0-0	.000	0	2	2	2.1	2	0	0	0	0	3	5.6		
at Utah St.	01/21/2023		28:27	7-11	.636	6-9	.667	0-0	.000	1	1	2	2.1	2	0	0	0	0	20	6.3		
Air Force	01/24/2023		23:52	3-4	.750	1-2	.500	0-1	.000	0	1	1	2.0	1	2	2	0	1	7	6.3		
at San Diego St.	01/28/2023		20:11	2-6	.333	0-4	.000	0-0	.000	0	1	1	2.0	3	1	2	0	0	4	6.2		
at Fresno St.	02/07/2023		29:03	1-7	.143	1-4	.250	0-0	.000	1	1	2	2.0	3	0	2	0	0	3	6.1		
Totals				0	453:27	48-133	.361	37-104	.356	7-14	.500	11	34	45	2.0	28	16	12	3	7	140	6.1

Player Averages

Games Played	Minutes/game	Points/game	FG Pct	3FG Pct	FT Pct	Rebounds/game	Assists/game	Turnovers/game	Assist/Turnover ratio	Steals/game	Blocks/game
23	19.7	6.1	36.1	35.6	50.0	2.0	0.7	0.5	1.3	0.3	0.1

SEASON	TEAM	Field Goals		3-Point		F-Throws		Rebounds				Scoring								
		GP-GS	MIN/AVG	FG-FGA	FG%	3FG-3FGA	3FG%	FT-FTA	FT%	OFF	DEF	TOT	AVG	PF-FO	A	TO	BLK	STL	PTS	AVG
2020-21	UA	8-0	30/3.7	3-9	.333	3-9	.333	0-0	.000	0	6	6	0.8	4-0	1	3	0	0	9	1.1
2021-22	SJSU	30-23	810/27.0	78-221	.353	54-171	.316	18-29	.621	10	86	96	3.2	48-0	26	26	4	14	228	7.6
2022-23	SJSU	23-0	453/19.7	48-133	.361	37-104	.356	7-14	.500	11	34	45	2.0	28-0	16	12	3	7	140	6.1
TOTAL FOR SJSU		53-23	1263/23.8	126-354	.356	91-275	.331	25-43	.581	21	120	141	2.7	76-0	42	38	7	21	368	6.9
TOTAL		61-23	1292/21.2	129-363	.355	94-284	.331	25-43	.581	21	126	147	2.4	80-0	43	41	7	21	377	6.2



Has seen action in eight games
 Scored four points and grabbed six rebounds in win over Bethesda
 Had a block at No. 11 Arkansas

Season Highs.....Career Highs
 4, Bethesda, 11/12.....Points.....4, Bethesda, 11/12/22
 2, Bethesda, 11/12.....FG Made.....2, Bethesda, 11/12/22
 3, Bethesda, 11/12.....FG Attempted.....3, Bethesda, 11/12/22
3pt Made.....
3pt Attempted.....
FT Made.....
 2, Cal Poly, 12/20.....FT Attempted.....2, Cal Poly, 12/20/22
 6, Bethesda, 11/12.....Rebounds.....6, Bethesda, 11/12/22
Assists.....
 1, at Arkansas, 12/3.....Blocks.....1, at Arkansas, 12/3/22
Steals.....

#33
Kevin
Simeth
F • 6-7 • 207 • FR
Geneva,
Switzerland/
Collège Voltaire

Opponent	Date	GS	MIN	Total		3-Pointers		Free throws		Rebounds				PF	A	TO	BLK	STL	PTS	AVG
				FG-FGA	PCT	3FG-3FGA	PCT	FT-FTA	PCT	OFF	DEF	TOT	AVG							
Bethesda (CA)	11/12/2022		06:24	2-3	.667	0-0	.000	0-0	.000	1	5	6	6.0	1	0	1	0	0	4	4.0
vs North Texas	11/25/2022		03:22	1-1	1.000	0-0	.000	0-0	.000	0	0	0	3.0	0	0	0	0	0	2	3.0
at Arkansas	12/03/2022		04:19	0-0	.000	0-0	.000	0-0	.000	0	0	0	2.0	0	0	1	1	0	0	2.0
Cal Poly	12/20/2022		02:30	0-0	.000	0-0	.000	0-2	.000	0	1	1	1.8	0	0	0	0	0	0	1.5
Nevada	01/07/2023		01:59	0-0	.000	0-0	.000	0-0	.000	0	0	0	1.4	0	0	0	0	0	0	1.2
at New Mexico	01/17/2023		02:10	0-0	.000	0-0	.000	0-0	.000	0	0	0	1.2	0	0	0	0	0	0	1.0
Air Force	01/24/2023		02:32	0-0	.000	0-0	.000	0-0	.000	0	1	1	1.1	0	0	0	0	0	0	0.9
at San Diego St.	01/28/2023		01:46	0-0	.000	0-0	.000	0-0	.000	1	0	1	1.1	0	0	0	0	0	0	0.8
Totals		0	25:02	3-4	.750	0-0	.000	0-2	.000	2	7	9	1.1	1	0	2	1	0	6	0.8

Player Averages

Games Played	Minutes/game	Points/game	FG Pct	3FG Pct	FT Pct	Rebounds/game	Assists/game	Turnovers/game	Assist/Turnover ratio	Steals/game	Blocks/game
8	3.1	0.8	75.0	0.0	0.0	1.1	0.0	0.3	0.0	0.0	0.1

SEASON	TEAM	Field Goals		3-Point		F-Throws		Rebounds				Scoring								
		GP-GS	MIN/AVG	FG-FGA	FG%	3FG-3FGA	3FG%	FT-FTA	FT%	OFF	DEF	TOT	AVG	PF-FO	A	TO	BLK	STL	PTS	AVG
2022-23	SJSU	8-0	25/3.1	3-4	.750	0-0	.000	0-2	.000	2	7	9	1.1	1-0	0	2	1	0	6	0.8
TOTAL		8-0	25/3.1	3-4	.750	0-0	.000	0-2	.000	2	7	9	1.1	1-0	0	2	1	0	6	0.8