



SAN JOSE STATE

BASEBALL

2019 MEDIA GUIDE



GENERAL INFORMATION

QUICK FACTS

Location	San Jose, CA 95192
Enrollment	32,773
Founded	1857
Affiliation	NCAA Division I
Conference	Mountain West
Nickname	Spartans
Colors	Gold, White, & Blue
President	Dr. Mary Papazian
NCAA Faculty Representative	Sen Chiao
Director of Athletics	Marie Tuite
Sr. Assoc. Athletics Director/Baseball Administrator	Blake Sasaki
Home Facility	Municipal Stadium (5,200)
Municipal Stadium Dimensions (L to R)	320-365-390-365-320
Press Box Phone	(408)-924-7276
Ticket Office	(408)-924-7589
2018 Overall Record	27-30
2018 MW Record/Finish	16-14/3rd
2018 Postseason	2-1 MW Tournament

COACHING STAFF

Interim Head Coach	Brad Sanfilippo
Overall Record at San José State, Seasons	27-30, 2nd Season
Assistant Coach	Tyler LaTorre
Assistant Coach/Recruiting Coordinator	Eddie Cornejo
Graduate Assistant Coach	Michael Breen
Director of Baseball Operations	Ryan Bobb
Equipment Manager	Randy Venters
Athletic Trainer	Connor Luffenburger
Baseball Office Phone	(408)-924-1262
Baseball Office Fax	(408)-924-1301

MEDIA RELATIONS

Athletics Media Relations Director	Lawrence Fan
Athletics Media Relations Office Phone	(408)-924-1217
Baseball SID Contact	Matt Penland
Email	matt.penland@sjsu.edu
Cell Phone	(256) 343-4148
Office Phone	(408)-924-1229
Office Fax	(408)-924-1291
Athletics Department Phone	(408)-924-1200
Website	www.sjsuspartans.com

TABLE OF CONTENTS

Roster	6-9
Calendar	10-11
2018 Statistics	12-13
Coaching Staff	14-21
2019 Spartans	22-63
MLB Draft History	64-65
NCAA Tournament History	66-69
Awards & Honors	70-77
All-Time Letterwinners	78-85
Record Book	86-95
Yearly Leaders	96-99
All-Time Series	100
Year-By-Year Results Since 1987	101-121
Coaching History	122
Spartan Hall of Fame	123
2019 Mountain West Baseball	124
2019 Schedule	125

SOCIAL MEDIA

Twitter	@sjsubaseball
.....	@sjsuathletics
Facebook	/SJSUSpartansBaseball
Instagram	@SJSUBaseball

TM





SAN JOSÉ STAT

Universi

Ranked in the top 15 master's-level public universities in the West by U.S. News & World Report in its annual survey of "America's Best Colleges."

The number one supplier of education, engineering, computer science and business graduates to Silicon Valley, the world's high tech capital.



E
ty



PRESIDENT

Mary Papazian



ATHLETICS DIRECTOR

Marie Tuite

Through its eight colleges, the university offers 145 areas of study with an additional 108 concentrations.

San José State is immensely proud of the accomplishments of its 226,000 alumni, 75 percent of whom live and work in the Bay Area.

2019 ROSTER

NUMERICAL ROSTER

#	Name	Pos	B/T	Ht	Wt	Yr	Ex	Hometown (Last School)
1	Anders Davidson	RHP/OF	R/R	6'1	187	Jr.		Walla Walla, Wash. (Walla Walla HS)
3	Nik Trapani	OF/1B	R/R	5'10	204	Fr.		Santa Monica, Calif. (Loyola HS)
4	Kellen Strahm	OF	R/R	6'0	203	Jr.		Eugene, Ore. (Lane CC)
6	Alex Davis	INF	R/R	6'2	202	Jr.		Mill Valley, Calif. (College of Marin)
7	Zach Wallace	LHP	L/L	5'9	173	Sr.		Fremont, Calif. (Washington HS)
8	Troy Viola	INF	R/R	6'2	217	Jr.		Bend, Ore. (Glendale CC)
9	Johnny Mendoza	C	R/R	5'6	197	Jr.		Sunnyvale, Calif. (Saint Francis HS)
10	Brandon Peterson	OF	R/R	5'2	151	Fr.		San Diego, Calif. (Helix Charter HS)
11	Aaron Pleschner	INF	R/R	5'11	185	Sr.		Redwood City, Calif. (Carlmont HS)
12	Wesley Clawson	LHP	L/L	6'2	195	So.		Red Bluff, Calif. (Red Bluff HS)
13	Ryan Belluomini	C	R/R	5'11	186	Fr.		Gilroy, Calif. (Valley Christian HS)
14	Travis Sanders	RHP/INF	R/R	6'0	215	Jr.		Hood River, Ore. (Lin-Benton CC)
15	Nico Malbrough	INF	R/R	6'0	163	Fr.		Tracy, Calif. (Merrill F. West HS)
16	Tevin Cadola	RHP	R/R	6'2	184	Sr.		Yreka, Calif. (Butte College)
19	Danny Chavez Jr.	RHP	S/R	6'0	185	Jr.		Sacramento, Calif. (Sacramento City College)
20	Andrew Mitchel	LHP	L/L	6'0	200	Sr.		Atwater, Calif. (Grossmont College)
21	Fineas Del Bonta-Smith	RHP	R/R	5'9	182	Sr.		Soquel, Calif. (Delta College)
23	Richard Kabasinskas	OF	R/R	6'1	200	Fr.		Brentwood, Calif. (Freedom HS)
24	Jack Colette	RHP/OF	L/R	6'0	174	So.		Torrance, Calif. (St. John Bosco HS)
25	Connor Konishi	OF	L/L	6'0	184	So.		San Diego, Calif. (Helix Charter HS)
26	Ben Polack	LHP	LL	5'10	179	Fr.		Modesto, Calif. (Beyer HS)
27	Mitchell Miller	RHP	R/R	5'11	172	Jr.		Merced, Calif. (Merced HS)
28	Santiago Cantu	INF	R/R	5'10	151	So.		Patterson, Calif. (Patterson HS)
29	Toi Moyer	C	L/R	6'1	233	Jr.		Phoenix, Ariz. (South Mountain CC)
30	Jonathan Clark	RHP	R/R	6'0	204	Fr.		San Marcos, Calif. (Mission Hills HS)
31	James Shimashita	LHP/OF	L/L	5'9	180	Fr.		San Diego, Calif. (James Madison HS)
32	Michael Bowes	OF	R/R	5'8	192	Sr.		Los Altos, Calif. (Santa Clara)
33	Nick Morales	RHP	R/R	6'2	239	So.		Downey, Calif. (St. John Bosco HS)
35	Nick Knecht	1B	L/L	6'2	208	Jr.		San Carlos, Calif. (Junipero Serra HS)
36	Jackson Ertz	RHP	L/R	6'7	236	Fr.		Danville, Calif. (Monte Vista HS)
38	Josh Zanger	RHP	R/R	5'10	192	Jr.		Gilroy, Calif. (Palma HS)
39	Chandler Giles	RHP	R/R	5'11	194	Fr.		Fremont, Calif. (Kennedy HS)
40	Samuel Liang	RHP/INF	R/R	5'10	174	Fr.		Moraga, Calif. (Mira Monte HS)
41	Justin Watland	RHP	R/R	6'3	188	Sr.		Reno, Nev. (Feather River College)
42	Blake Berry	INF/OF	L/R	5'11	206	Jr.		Petaluma, Calif. (Santa Rosa JC)
43	Drew Williams	INF	L/R	6'1	194	So.		Hollister, Calif. (San Benito HS)
44	Ruben Ibarra	1B	R/R	6'4	307	So.		Watsonville, Calif. (St. Francis HS)

ALPHABETICAL ROSTER

#	Name	Pos
1	Brett Bautista	OF
21	Michael Bowes	OF
39	Walker Brinkman	RHP
2	Kent Burckle	INF
16	Tevin Cadola	RHP
3	David Campbell	INF
28	Santiago Cantu	INF
12	Wesley Clawson	LHP
15	Jack Colette	OF
26	Anders Davidson	OF
19	Fineas Del Bonta-Smith	RHP
17	Jason DuMont	INF
23	Jace Duty	C
32	Joshua Goldberg	RHP
40	Hayden Houser	OF
44	Ruben Ibarra	INF
27	Cameron Keup	RHP
25	Connor Konishi	LHP
9	Jonathan Mendoza	C
20	Andrew Mitchel	LHP
33	Nicholas Morales	RHP
24	Kyle Morrison	INF
14	Samuel Olsson	C
13	Sawyer Pittman	INF
11	Aaron Pleschner	INF
31	Brandon Ross	LHP
30	Travis Sanders	RHP
10	Frank Scalzo Jr.	RHP
4	Kellen Strahm	OF
34	Jake Swiech	RHP
35	Shane Timmons	INF
7	Zachary Wallace	LHP
41	Justin Watland	RHP
6	Chris Williams	OF
38	Josh Zanger	RHP

COACHING STAFF

2	Head Coach: Brad Sanfilippo (UC Davis, 1998), 2nd season
5	Assistant Coach: Eddie Cornejo (Oklahoma, 2003), 1st season
37	Assistant Coach: Tyler LaTorre (University of California Davis, 2006), 2nd season
17	Graduate Assistant Coach: Michael Breen (San José State University, 2017), 2nd season

HOMETOWN

California.....	31
Oregon	3
Washington.....	1
Arizona.....	1
Nevada.....	1

CLASS

Freshmen	11
Sophomore	7
Junior.....	12
Senior.....	7

POSITION

RHP	14
LHP	4
INF	12
OF.....	10
C.....	3



ROSTER INFORMATION

TOP RETURNING POSITION PLAYERS (2018 STATISTICS)

Name	Cl.	Pos.	GP-GS	AVG/OBP/SLG	HR	RBI
Johnny Mendoza	Jr.	C	49-45	.288/.343/.338	2	34
Aaron Pleschner	Sr.	INF	54-54	.253/.307/.285	6	9
Connor Konishi	So.	OF	41-30	.248/.331/.257	0	4
Kellen Strahm	Jr.	OF	57-56	.307/.400/.390	0	19

TOP RETURNING PITCHERS (2018 STATISTICS)

Name	Cl.	Pos.	ERA	W-L	G	GS	IP	SO	SV
Andrew Mitchel	Sr.	LHP	3.72	6-2	18	13	87.0	101	0
Fineas Bonta-Smith	Sr.	RHP	3.99	5-3	21	2	47.1	54	5
Tevin Cadola	Sr.	RHP	4.53	3-2	8	0	47.2	41	2
Wesley Clawson	So.	LHP	4.71	1-1	19	0	28.2	34	6
Justin Watland	Sr.	RHP	3.55	0-0	22	0	25.1	23	0

KEY POSITION PLAYER LOSSES (2017 STATISTICS)

Name	Pos.	GP-GS	Avg/OBP/SLG	HR	RBI
Brett Bautista	OF	52-52	.343/.428/.464	4	34
Shane Timmons	INF/OF	54-54	.333/.412/.510	8	55
Chris Williams	OF	48-48	.280/.354/.335	0	28

NEWCOMERS

Name	Class	Pos.	2018 School
Nik Trapani	Fr.	OF/1B	Loyola HS
Alex Davis	Jr.	INF	College of Marin
Troy Viola	Jr.	INF	Glendale CC
Brandon Peterson	Fr.	OF	Helix Charter HS
Ryan Belluomini	Fr.	C	Valley Christian HS
Travis Sanders	Jr.	RHP/INF	Lin-Benton CC
Nico Malbrough	Fr.	INF	Merrill E. West HS
Danny Chavez Jr.	Jr.	RHP	Sacramento City College
Richard Kabasinskas	Fr.	OF	Freedom HS
Ben Polack	Fr.	LHP	Beyer HS
Toi Moyer	Jr.	C	South Mountain CC
Jonathan Clark	Fr.	RHP	Mission Hills HS
James Shimashita	Fr.	LHP/OF	James Madison HS
Jackson Ertz	Fr.	RHP	Monte Vista HS
Chandler Giles	Fr.	RHP	Kennedy HS
Samuel Liang	Fr.	RHP/INF	Mira Monte HS
Blake Berry	Jr.	INF/OF	Santa Rosa JC
Drew Williams	So.	INF	San Benito HS

ROSTER BREAKDOWN

Position Starters Returning/Lost	6/2
Pitchers Returning/Lost	5/11
Letterwinners Returning/Lost	13/15
Newcomers Freshman/Transfers	12/7

Letterwinners Returning (10):

Aaron Pleschner (INF), Zach Wallace (LHP), Kellen Strahm (OF), Santiago Cantu (INF), Wesley Clawson (LHP), Fin Del Bonta-Smith (RHP), Connor Konishi (OF), Johnny Mendoza (C), Andrew Mitchel (LHP), Justin Watland (RHP)

Letterwinners Lost (8):

David Campbell, Josh Goldberg, Shane Timmons, Brett Bautista, Cameron Keup, Kyle Morrison, Chris Williams, Sawyer Pittman


Other Returnees (7):

Anders Davidson (RHP/OF), Jack Colette (RHP/OF), Mitchel Miller (RHP), Michael Bowes (OF), Nick Morales (RHP), Josh Zanger (RHP), Ruben Ibarra (1B)

PRONUNCIATION GUIDE

Fineas Del Bonta-Smith	Fin-e-as
Ryan Belluomini	Bell-WOM-e-nee
Michael Bowes	like boze
Tevin Cadola	CAH-dou-la
Jack Colette	co-let
Anders Davidson	ON-ders
Ruben Ibarra	ih-bar-a
Richard Kabasinskas	.cab-ah-sins-kuh-s
Nick Knecht	Cuh-nect
Connor Konishi	Cone-ishi
Samuel Liang	Lee-ang
Nico Malbrough	Mal-bro
Ben Polack	Pa-lack
James Shimashita	Schim-ah-she-ta
Nik Trapani	Tra-pa-knee
Troy Viola	VI-oh-la

2019 BROADCAST/ RADIO ROSTER



1
Anders Davidson
OF • R/R • 6-1 • 187 • JR
Walla Walla, Wash.




3
Nik Trapani
OF • R/R • 5-10 • 204 • FR
Santa Monica, Calif.




4
Kellen Strahm
OF • R/R • 6-1 • 210 • JR
Eugene, Ore.



6
Alex Davis
INF • R/R • 6-2 • 202 • JR
Mill Valley, Calif.



7
Zach Wallace
LHP • L/L • 5-10 • 180 • SR
Fremont, Calif.



8
Troy Viola
INF • R/R • 6-2 • 217 • JR
Bend, Ore.




9
Johnny Mendoza
C • R/R • 5-6 • 197 • JR
Sunnyvale, Calif.




10
Brandon Peterson
OF • R/R • 5-2 • 151 • FR
San Diego, Calif.



11
Aaron Pleschner
INF • R/R • 5-11 • 185 • SR
Redwood City, Calif.



12
Wesley Clawson
LHP • L/L • 6-2 • 195 • SO
Red Bluff, Calif.




13
Ryan Belluomini
C • R/R • 5-11 • 186 • FR
Gilroy, Calif.



14
Travis Sanders
INF • R/R • 6-0 • 215 • SR
Hood River, Ore.



15
Nico Malbrough
INF • R/R • 6-0 • 163 • FR
Tracy, Calif.




16
Tevin Cadola
RHP • R/R • 6-2 • 184 • SR
Yreka, Calif.



19
Danny Chavez Jr.
RHP • S/R • 6-0 • 185 • JR
Sacramento, Calif.



20
Andrew Mitchel
LHP • L/L • 6-0 • 200 • SR
Atwater, Calif.




21
Fineas Del Bonta-Smith
RHP • R/R • 5-9 • 182 • SR
Soquel, Calif.




23
Richard Kabasinkas
OF • R/R • 6-1 • 200 • FR
Brentwood, Calif.




24
Jack Colette
OF • L/R • 6-0 • 174 • SO
Torrance, Calif.



25
Connor Konishi
OF • L/L • 6-0 • 184 • SO
San Diego, Calif.




26
Ben Polack
LHP • L/L • 5-10 • 179 • FR
Modesto, Calif.



27
Mitchell Miller
RHP • R/R • 5-11 • 172 • JR
Merced, Calif.




28
Santiago Cantu
INF • R/R • 5-10 • 151 • SO
Patterson, Calif.




29
Toi Moyer
C • L/R • 6-1 • 233 • JR
Phoenix, Ariz.




30
Jonathan Clark
RHP • R/R • 6-0 • 204 • FR
San Marcos, Calif.




31
James Shimashita
OF • L/L • 5-9 • 180 • FR
San Diego, Calif.




32
Michael Bowes
OF • R/R • 5-8 • 192 • SR
Los Altos, Calif.



33
Nick Morales
RHP • R/R • 6-2 • 239 • SO
Downey, Calif.




35
Nick Knecht
INF • L/L • 6-2 • 208 • JR
San Carlos, Calif.



36
Jackson Ertz
RHP • L/R • 6-7 • 236 • FR
Danville, Calif.




38
Josh Zanger
RHP • R/R • 5-10 • 192 • JR
Hollister, Calif.




39
Chandler Giles
RHP • R/R • 5-11 • 194 • FR
Fremont, Calif.



40
Samuel Liang
INF • R/R • 5-10 • 174 • FR
Moraga, Calif.



41
Justin Watland
RHP • R/R • 6-3 • 188 • SR
Reno, Nev.



42
Blake Berry
UTIL • L/R • 5-11 • 206 • JR
Petaluma, Calif.



44
Ruben Ibarra
INF • R/R • 6-4 • 307 • SO
Watsonville, Calif.



2019 Spartans

TM

1 Anders Davidson	RHP/OF	16 Tevin Cadola	RHP	32 Michael Bowes	OF
3 Nik Trapani	OF/1B	19 Danny Chavez Jr.	RHP	33 Nick Morales	RHP
4 Kellen Strahm	OF	20 Andrew Mitchel	LHP	35 Nick Knecht	1B
6 Alex Davis	INF	21 Fin Del Bonta-Smith	RHP	36 Jackson Ertz	RHP
7 Zach Wallace	LHP	23 Richard Kabasinkas	OF	38 Josh Zanger	RHP
8 Troy Viola	INF	24 Jack Colette	RHP/OF	39 Chandler Giles	RHP
9 Johnny Mendoza	C	25 Connor Konishi	OF	40 Samuel Liang	RHP/INF
10 Brandon Peterson	OF	26 Ben Polack	LHP	41 Justin Watland	RHP
11 Aaron Pleschner	INF	27 Mitchell Miller	RHP	42 Blake Berry	INF/OF
12 Wesley Clawson	LHP	28 Santiago Cantu	INF	43 Drew Williams	INF
13 Ryan Belluomini	C	29 Toi Moyer	C	44 Ruben Ibarra	1B
14 Travis Sanders	RHP/INF	30 Jonathan Clark	RHP		
15 Nico Malbrough	INF	31 James Shimashita	LHP/OF		



2018 San Jose State Baseball Game Results for San Jose State (as of Jan 28, 2019) (All games)

Date	Opponent	Score	Inns	Overall	MW	Pitcher of record	Attend	Time
Feb 16, 2018	NORTHERN COLORADO	w 7-4	9	1-0-0	0-0-0	KEUP (W 1-0)	615	3:31
Feb 17, 2018	NORTHERN COLORADO	L 7-12	9	1-1-0	0-0-0	BONTA-SMITH (L 0-1)	0	4:04
Feb 17, 2018	NORTHERN COLORADO	w 11-10	9	2-1-0	0-0-0	BRINKMAN (W 1-0)	556	3:44
Feb 18, 2018	NORTHERN COLORADO	L 5-6	9	2-2-0	0-0-0	CLAWSON (L 0-1)	406	3:26
Feb 20, 2018	SANTA CLARA	L 1-4	9	2-3-0	0-0-0	ROSS (L 0-1)	325	2:46
Feb 24, 2018	at San Francisco	L 0-10	9	2-4-0	0-0-0	SWIECH (L 0-1)	178	2:30
Feb 25, 2018	vs Sacramento State	w 5-4	9	3-4-0	0-0-0	GOLDBERG (W 1-0)	161	3:11
Feb 25, 2018	at San Francisco	w 6-1	9	4-4-0	0-0-0	MORALES (W 1-0)	217	2:49
Feb 27, 2018	CAL POLY	w 7-4	9	5-4-0	0-0-0	MITCHEL (W 1-0)	334	3:14
* Mar 04, 2018	SAN DIEGO STATE	L 2-7	9	5-5-0	0-1-0	MORALES (L 1-1)	0	2:40
* Mar 04, 2018	SAN DIEGO STATE	L 1-11	9	5-6-0	0-2-0	ROSS (L 0-2)	361	2:41
Mar 05, 2018	UTAH	w 9-6	8	6-6-0	0-2-0	KEUP (W 2-0)	296	3:12
* Mar 09, 2018	at Nevada	L 4-11	9	6-7-0	0-3-0	GOLDBERG (L 1-1)	767	3:06
* Mar 10, 2018	at Nevada	L 9-10	9	6-8-0	0-4-0	CADOLA (L 0-1)	892	3:43
* Mar 11, 2018	at Nevada	L 4-14	9	6-9-0	0-5-0	MORALES (L 1-2)	874	2:49
* Mar 17, 2018	FRESNO STATE	w 4-1	9	7-9-0	1-5-0	GOLDBERG (W 2-1)	444	2:09
* Mar 18, 2018	FRESNO STATE-1	w 10-1	9	8-9-0	2-5-0	MITCHEL (W 2-0)	-	2:57
* Mar 18, 2018	FRESNO STATE-2	L 3-6	9	8-10-0	2-6-0	MORALES (L 1-3)	524	2:48
Mar 19, 2018	DARTMOUTH	w 4-3	9	9-10-0	2-6-0	ZANGER (W 1-0)	75	2:41
Mar 23, 2018	at UC Santa Barbara	L 2-9	9	9-11-0	2-6-0	GOLDBERG (L 2-2)	300	3:00
Mar 24, 2018	at UC Santa Barbara	L 3-4	9	9-12-0	2-6-0	BONTA-SMITH (L 0-2)	400	3:02
Mar 25, 2018	at UC Santa Barbara	L 1-11	9	9-13-0	2-6-0	MORALES (L 1-4)	350	3:03
Mar 27, 2018	ST. MARY'S	L 2-5	9	9-14-0	2-6-0	ZANGER (L 1-1)	141	3:16
* Mar 29, 2018	at Air Force	L 4-5	9	9-15-0	2-7-0	GOLDBERG (L 2-3)	226	2:17
* Mar 30, 2018	at Air Force	w 3-1	9	10-15-0	3-7-0	MITCHEL (W 3-0)	314	2:19
* Mar 31, 2018	at Air Force	L 3-19	9	10-16-0	3-8-0	ZANGER (L 1-2)	309	2:50
04/03/18	at UC Davis	L 3-7	9	10-17-0	3-8-0	CADOLA (L 0-2)	231	2:57
* Apr 07, 2018	NEVADA	L 9-10	9	10-18-0	3-9-0	BONTA-SMITH (L 0-3)	338	3:31
* Apr 08, 2018	NEVADA-1	L 4-5	(11)	10-19-0	3-10-0	WALLACE (L 0-1)	-	3:36
* Apr 08, 2018	NEVADA-2	w 6-3	9	11-19-0	4-10-0	CADOLA (W 1-2)	390	2:26
Apr 10, 2018	at Santa Clara	w 9-3	9	12-19-0	4-10-0	SWIECH (W 1-1)	449	2:58
* Apr 13, 2018	at Fresno State	L 7-11	9	12-20-0	4-11-0	GOLDBERG (L 2-4)	1996	3:25
* Apr 14, 2018	at Fresno State	w 15-7	9	13-20-0	5-11-0	MITCHEL (W 4-0)	1642	3:18
* Apr 15, 2018	at Fresno State	w 10-7	9	14-20-0	6-11-0	BONTA-SMITH (W 1-3)	1713	2:58
Apr 17, 2018	SAN FRANCISCO	L 1-7	9	14-21-0	6-11-0	SWIECH (L 1-2)	294	2:47
Apr 20, 2018	at UC Riverside	L 7-8	9	14-22-0	6-11-0	GOLDBERG (L 2-5)	155	2:53
Apr 21, 2018	at UC Riverside	w 5-3	(12)	15-22-0	6-11-0	BONTA-SMITH (W 2-3)	225	3:37
Apr 22, 2018	at UC Riverside	w 14-3	9	16-22-0	6-11-0	SWIECH (W 2-2)	243	2:58
* Apr 27, 2018	NEW MEXICO	w 6-5	(10)	17-22-0	7-11-0	BONTA-SMITH (W 3-3)	372	3:43
* Apr 28, 2018	NEW MEXICO	w 5-4	9	18-22-0	8-11-0	MITCHEL (W 5-0)	351	2:30
* Apr 29, 2018	NEW MEXICO	w 3-2	9	19-22-0	9-11-0	CLAWSON (W 1-1)	361	2:53
May 01, 2018	at PACIFIC	L 5-10	9	19-23-0	9-11-0	WALLACE (L 0-2)	201	2:59
* 05-04-18	at UNLV	L 2-11	9	19-24-0	9-12-0	SWIECH (L 2-3)	476	2:35
* 05-05-18	at UNLV	w 8-5	9	20-24-0	10-12-0	MITCHEL (W 6-0)	486	2:53
* 05-06-18	at UNLV	w 10-8	9	21-24-0	11-12-0	CADOLA (W 2-2)	406	2:58
May 09, 2018	at Cal Poly	L 3-5	9	21-25-0	11-12-0	GOLDBERG (L 2-6)	1539	3:05
* May 11, 2018	at San Diego State	w 3-2	9	22-25-0	12-12-0	SWIECH (W 3-3)	451	3:16
* May 12, 2018	at San Diego State-1	L 1-2	9	22-26-0	12-13-0	MITCHEL (L 6-1)	331	2:18
* May 12, 2018	at San Diego State-2	L 4-16	9	22-27-0	12-14-0	GOLDBERG (L 2-7)	791	3:18
* May 13, 2018	at San Diego State	w 6-4	(10)	23-27-0	13-14-0	BONTA-SMITH (W 4-3)	489	3:23
May 15, 2018	at St. Mary's	L 3-7	9	23-28-0	13-14-0	ZANGER (L 1-3)	127	2:40
* May 17, 2018	AIR FORCE	w 3-1	9	24-28-0	14-14-0	SWIECH (W 4-3)	293	2:31
* May 18, 2018	AIR FORCE	w 6-5	9	25-28-0	15-14-0	BONTA-SMITH (W 5-3)	697	2:43
* May 19, 2018	AIR FORCE	w 3-1	9	26-28-0	16-14-0	WALLACE (W 1-2)	274	2:26
May 24, 2018	at San Diego State	L 1-2	9	26-29-0	16-14-0	MITCHEL (L 6-2)	826	2:46
May 25, 2018	vs Nevada	w 13-6	9	27-29-0	16-14-0	CADOLA (W 3-2)	0	3:23
May 26, 2018	vs UNLV	L 2-9	9	27-30-0	16-14-0	SWIECH (L 4-4)	0	2:47



2018 San Jose State Baseball Overall Statistics for San Jose State (as of Jan 28, 2019) (All games Sorted by Batting avg)

Record: 27-30 Home: 14-10 Away: 11-19 Neutral: 2-1 MW: 16-14

Player	avg	gp-gs	ab	r	h	2b	3b	hr	rbi	tb	slg%	bb	hp	so	gdp	ob%	sf	sh	sb-att	po	a	e	fld%	
1 BAUTISTA, Brett	.343	52-52	207	43	71	7	3	4	34	96	.464	26	7	16	7	.428	3	0	6-7	130	7	4	.972	
35 TIMMONS, Shane	.333	54-54	210	46	70	9	2	8	55	107	.510	17	13	30	8	.412	3	1	7-7	347	28	3	.992	
3 CAMPBELL, David	.330	54-52	200	20	66	12	0	0	36	78	.390	9	8	20	7	.371	7	2	1-4	38	81	6	.952	
24 MORRISON, Kyle	.311	46-43	164	22	51	9	0	1	24	63	.384	14	6	24	5	.384	1	3	2-3	63	73	4	.971	
4 STRAHM, Kellen	.307	57-56	228	50	70	13	3	0	19	89	.390	31	5	42	8	.400	1	1	9-14	162	2	2	.988	
9 MENDOZA, Johnny	.288	49-45	160	14	46	2	0	2	34	54	.338	6	9	31	8	.343	3	6	2-4	346	47	1	.997	
6 WILLIAMS, Chris	.280	48-48	182	26	51	8	1	0	28	61	.335	15	8	31	9	.354	4	1	3-4	81	6	3	.967	
11 PLESCHNER, Aaron	.253	54-54	186	33	47	6	0	0	9	53	.285	14	1	26	6	.307	1	5	2-4	102	154	11	.959	

15 COLETTE, Jack	.333	5-1	6	1	2	1	0	0	0	3	.500	0	0	1	0	.333	0	0	0-0	0	0	0	.000	
13 PITTMAN, Sawyer	.250	32-16	68	8	17	2	0	1	8	22	.324	4	1	15	1	.301	0	1	5-7	36	52	2	.978	
25 KONISHI, Connor	.248	38-30	109	15	27	1	0	0	4	28	.257	12	2	19	3	.331	1	5	0-0	32	0	1	.970	
44 IBARRA, Ruben	.245	23-12	49	1	12	1	0	0	6	13	.265	3	0	19	1	.288	0	0	0-0	24	0	0	1.000	
14 OLSSON, Sam	.239	22-9	46	3	11	1	0	0	3	12	.261	4	0	8	0	.300	0	0	0-0	15	2	1	.944	
23 DUTY, Jace	.225	19-11	40	6	9	0	0	0	5	9	.225	5	3	18	1	.354	0	3	1-3	64	5	2	.972	
26 DAVIDSON, Anders	.200	5-3	10	1	2	0	0	0	3	2	.200	0	0	1	0	.200	0	1	0-0	8	0	0	1.000	
28 CANTU, Santiago	.180	26-17	61	4	11	3	0	1	4	17	.279	7	2	16	2	.286	0	2	0-1	30	33	2	.969	
2 BURCKLE, Kent	.125	3-2	8	0	1	0	0	0	2	1	.125	1	0	2	0	.222	0	0	0-0	0	2	1	.667	
21 BOWES, Michael	.100	20-7	30	1	3	0	0	0	4	3	.100	4	2	13	0	.237	2	2	0-0	5	0	0	1.000	
20 MITCHEL, Andrew	.000	1-1	0	0	0	0	0	0	0	0	.000	0	0	0	0	.000	0	0	0-0	5	5	0	1.000	
Totals	.289	57	1964	294	567	75	9	17	278	711	.362	172	67	332	66	.362	26	33	38-58	1504	542	47	.978	
Opponents	.298	57	1959	358	584	115	17	47	322	874	.446	248	67	413	47	.391	26	32	52-80	1516	675	61	.973	

LOB - Team (454), Opp (470). DPs turned - Team (56), Opp (74). CI - Team (0), Opp (2). IBB - Team (6), BAUTISTA 4, STRAHM 1, TIMMONS 1, Opp (2). Picked off - WILLIAMS 2, CANTU 1, STRAHM 1.

(All games Sorted by Earned run avg)

Player	era	w-l	app	gs	cg	sho	sv	ip	h	r	er	bb	so	2b	3b	hr	b/avg	wp	hp	bk	sfa	sha
20 MITCHEL, Andrew	3.72	6-2	18	13	0	0/0	0	87.0	69	43	36	34	101	9	5	10	.218	4	18	0	4	3
32 GOLDBERG, Josh	8.15	2-7	17	10	2	0/0	2	59.2	94	60	54	24	39	26	2	10	.370	4	4	0	2	4

25 KONISHI, Connor	0.00	0-0	3	0	0	0/0	0	3.0	3	0	0	5	2	2	0	0	.300	0	0	0	0	1
15 COLETTE, Jack	1.80	0-0	5	0	0	0/0	0	5.0	4	1	1	5	3	0	0	0	.235	1	0	0	0	1
27 KEUP, Cameron	3.21	2-0	22	0	0	0/0	0	28.0	35	16	10	10	5	4	1	0	.315	1	2	0	3	0
41 WATLAND, Justin	3.55	0-0	22	0	0	0/0	0	25.1	23	11	10	10	23	1	1	2	.245	3	2	1	1	0
19 BONTA-SMITH, Finess	3.99	5-3	21	2	0	0/0	5	47.1	48	24	21	22	54	9	1	1	.273	2	0	0	2	2
16 CADOLA, Tevin	4.53	3-2	13	8	0	0/0	2	47.2	53	28	24	17	41	11	1	6	.291	3	4	0	4	4
12 CLAWSON, Wesley	4.71	1-1	19	0	0	0/0	6	28.2	37	16	15	10	34	5	1	0	.316	4	5	2	0	3
7 WALLACE, Zach	4.79	1-2	18	0	0	0/0	0	20.2	19	11	11	9	14	5	1	2	.247	2	2	0	0	1
26 DAVIDSON, Anders	5.68	0-0	8	0	0	0/0	0	6.1	6	9	4	2	6	3	0	1	.222	1	4	2	0	0
38 ZANGER, Josh	6.30	1-3	13	5	0	0/0	0	30.0	41	22	21	8	17	13	0	3	.350	5	3	0	2	4
39 BRINKMAN, Walker	6.35	1-0	8	1	0	0/0	0	11.1	9	10	8	12	7	3	1	0	.225	4	4	0	1	2
34 SWIECH, Jake	7.27	4-4	13	10	0	0/0	0	43.1	55	38	35	32	19	9	2	5	.314	3	8	0	2	1
33 MORALES, Nicholas	8.50	1-4	13	6	0	0/0	0	36.0	50	36	34	26	29	6	0	5	.338	5	5	0	2	4
31 ROSS, Brandon	8.74	0-2	9	2	0	0/0	0	11.1	14	18	11	13	9	1	0	2	.326	3	5	0	1	2
10 SCALZO, JR., Frank	10.00	0-0	11	0	0	0/0	0	9.0	16	11	10	4	8	3	1	0	.390	2	1	0	2	0
30 SANDERS, Travis	21.60	0-0	3	0	0	0/0	0	1.2	8	4	4	5	2	5	0	0	.615	0	0	0	0	0
Totals	5.55	27-30	57	57	2	0/0	15	501.1	584	358	309	248	413	115	17	47	.298	47	67	5	26	32
Opponents	4.49	30-27	57	57	1	1/1	9	505.1	567	294	252	172	332	75	9	17	.289	43	67	3	26	33

PB - Team (13), MENDOZA 9, OLSSON 2, DUTY 2, Opp (3). Pickoffs - Team (10), MENDOZA 5, ZANGER 2, GOLDBERG 1, CLAWSON 1, MITCHEL 1, Opp (4). SBA/ATT - MENDOZA (40-60), MITCHEL (11-14), CADOLA (8-9), DUTY (8-9), WATLAND (3-7), BONTA-SMITH (3-7), MORALES (4-7), OLSSON (4-6), SWIECH (3-6), ZANGER (4-6), GOLDBERG (4-5), ROSS (4-5), WALLACE (2-4), BRINKMAN (3-3), KEUP (0-2), SCALZO, JR. (0-1), CLAWSON (0-1), DAVIDSON (1-1), COLETTE (1-1), SANDERS (1-1).





COACHING Staff



Brad Sanfilippo

*Head Coach
2nd Season*

Brad Sanfilippo was promoted to head coach of the San José State University baseball team June 12, 2018 after serving one season as the interim head coach.

After his season as interim head coach, Sanfilippo has a 27-30 win-loss record with the Spartans.

In 2018, Sanfilippo coached the Spartans to their most wins in a single season since 2011, and their most conference wins in nearly a decade with 16. The team posted its highest batting average in nine seasons and lowest ERA since 2012. The Spartans finished the 2018 season in third place, their highest finish since joining the Mountain West in 2013.



Sanfilippo was an assistant coach at San Jose State in 2013 and 2014. He also was an assistant coach at the University of California for the 2010 through 2012 and the 2015 through 2017 seasons.

He coached 21 Golden Bear players that were drafted by major league teams. Four of them are currently on Major League rosters - Mark Canha (Oakland Athletics), Marcus Semien (Oakland Athletics), Andrew



Knapp (Philadelphia Phillies), and Trevor Hildenberger (Minnesota Twins).

Sanfilippo has seven seasons of high school head coaching experience leading Los Gatos (Calif.) High for six seasons and one at Willow Glen High in San Jose.

As a head coach, Los Gatos High won four El Camino League titles (2005, 2006, 2007, 2009) and the 2006 and 2009 Central Coast Section (CCS) Division II championships. The 2006 team was the first Los Gatos High team to win a CCS baseball title and finished the season ranked 12th in the state. The Wildcats were 139-51 during Sanfilippo's tenure.

Following the 2009 season, Sanfilippo was inducted into the Los Gatos High School Hall of Fame.

Sanfilippo is a 1998 UC Davis graduate. He was a three-year starter on the Aggies baseball team and a team captain in 1998. Sanfilippo and his wife, Colleen, have a daughter, Frances.





Tyler LaTorre

*Assistant Coach
2nd Season*



Tyler LaTorre was named a San José State University Assistant Baseball Coach in 2017. La Torre comes to San Jose after serving two seasons at San Francisco State. He was the team's pitching coach and recruiting coordinator.

In his first season with the Spartans, LaTorre coached the team's pitching staff to their lowest ERA since 2012. In his first season working with Andrew Mitchel, the baseball program received its second conference pitcher of the year honor in school history under LaTorre. It was also the first time in 14 years a San José State pitcher had more than 100 strikeouts in a single season.

LaTorre worked with 11 newcomers on the pitching staff in his first season, and it was the first time two Spartan pitchers received All-Mountain West honors since San José State joined the conference in 2013 (Mitchel, first team; Fineas Del Bonta-Smith, second team).

LaTorre brings nearly a decade of professional baseball experience to the Spartans. He began his professional career with the San Francisco Giants organization in 2006. He won a league championship with the 2007 Salem-Keizer Volcanoes, short-season Class A team in the Northwest League. In 2009, he won another league championship with the Class A San Jose Giants.

LaTorre was the recipient of the 2008 Nettle Rappe "Good Guy" in the community Award. The honor is awarded to the San Jose Giants player who is exemplary on and off the field.

He participated in two major League spring trainings for the World Champion San Francisco Giants in 2011 & 2013.

Presently, LaTorre is a catcher for the Italian National Team. The team competed in the 2013 World Baseball Classic, and won the 2012 European Championship.

LaTorre received his Bachelors of Arts in communications, and a minor in education from UC Davis in 2006.

Tyler and his wife, Stacey, have a daughter named, Arabella, and reside in Aptos, California.





Eddie CORNEJO

Assistant Coach/Recruiting Coordinator - 1st season



Eddie Cornejo has been hired to Brad Sanfilipo's 2019 staff as an assistant coach. He joins the Spartans from UC Santa Barbara where he served as an assistant coach and recruiting coordinator at UCSB from 2012-2017 prior to joining SJSU in July, 2018. During his tenure at UCSB, he helped lead the program to a 231-167-3 record and advanced the program to its first College World Series appearance and win (2016), Super Regional and Regional Tournament win (2016) and Regional Tournament host (2015).

Named the Top Recruiter in the Big West Conference in 2016 by D1Baseball.com, Cornejo recruited five nationally-ranked classes, including the highest-rated class in school history in 2016. In 2015 and 2016, UCSB set Division I school records for wins in consecutive seasons with 40 in 2015 and 43 in 2016.

Cornejo, who played six professional seasons for both the Oakland Athletics and Colorado Rockies organizations, has excelled at developing major league players, producing the most MLB draft picks on the west coast from 2015-17. He has recruited and developed 39 Major League Baseball draft picks, the most in the Big West since 2011. Among those are Dillon Tate, the fourth-overall selection by the Texas Rangers in 2015.

Prior to UCSB, Cornejo was an assistant coach in 2011 at the University of California, Riverside where his infielders and hitters were among the top in the Big West Conference in defensive and offensive categories.

Cornejo launched his coaching career at Riverside Community College in 2010 where he guided the recruitment of all 10 sophomores to NCAA and NAIA institutions. He started his collegiate playing career at Riverside CC in 1999 and transferred to the University of Oklahoma where he was an All-Midwest Region First Team and All-Big West Conference First Team selection while leading the team with a .393 batting average and .452 on-base percentage. He was selected in the 13th round of the 2003 MLB Draft and played professionally until March 2009.



*Graduate Assistant Coach
2nd Season*

Michael Breen



Michael Breen was named a San José State volunteer assistant coach in February 2018.

As a volunteer assistant coach Breen has duties as the first base coach. He also coaches the infielders with positioning and with offensive development.

During the Fall of 2017 Breen served as a graduate assistant on the team. He helped with the day to day baseball operations and assisted with the teams social media platforms. He also helped with scholastic advising. In the semester Breen helped advise in, the team achieved a 3.0 overall GPA.

Breen is currently in his first year of graduate school pursuing a Masters Degree in Sports Management.

He earned his Bachelors of Arts degree in business administration with a concentration in marketing from San José State University in 2017.



RETURNING Spartans





Fineas DEL BONTA- SMITH

21

6-0, 190, RHP, R/R
SENIOR, 1V
DELTA COLLEGE
SOQUEL, CALIF.

AT SAN JOSÉ STATE: Completed his first season with the Spartans... 2018 Second Team All-Mountain West.

2018: Second Team All-Mountain West... Appeared in 21 games with 2 starts on the mound... Recorded a 3.99 ERA in 47.1 innings... Second on team in wins with a 5-3 record... Seventh in the Mountain West and second on team in saves with five... Second on team in strikeouts with 54... Best performance of the year came at UC Riverside (4/21) when he matched his season high 4.0 innings when he pitched into the 12th inning without allowing a run; He struck out seven batters in relief to give the Spartans a 5-3 win... In his last 11 appearances, he posted a 4-0 record with three saves; He didn't give up a single run in his last 10.2 innings, and in the last 20.2 he allowed only four runs. (Game-by-Game Statistics).

DELTA COLLEGE: Attended Delta College in Stockton, Calif. during 2016-17 season... Played for coach Reed Peters.

UNIVERSITY OF THE PACIFIC: Pitched for University of the Pacific for 2015-16 season... In 2016, led the team in wins with a 4-3 win-loss record.

CAREER STATISTICS

Pitching							
SEASON	ERA	W-L	APP-GS	CG	SHO	SV	IP
2018	3.99	5-3	21-2	0	0	5	47.1
TOTAL	3.99	5-3	21-2	0	0	5	47.1



HIGH SCHOOL: A 2015 graduate of Soquel High School in Soquel, Calif. . . . Four-time letter winner for coach Robert Zuniga . . . Senior season earned “Pitcher of the Year” honor. . . . Three-time all-league baseball player. . . . Appeared in 229 games all in relief. . . . 5.01 ERA with one save. . . . Two-time all-league football player.

MORE ON FINN: Plans to major in psychology. . . . Parents are Eric and Eireann. . . . Has sibling named Ciaran. . . . Enjoys fishing, snowboarding, and playing guitar in his free time.



H	R	ER	BB	SO	2B	3B	HR	BF	B/AVG	WP	HBP	BK	SFA	SHA
48	24	21	22	54	9	1	1	202	.273	2	0	0	2	2
48	24	21	22	54	9	1	1	202	.273	2	0	0	2	2



AT SAN JOSÉ STATE: Completed his first season with the Spartans

2018: Made 20 appearances with seven starts (3 LF, 4 DH) ... Hit out of the seventh and eighth spots in the batting order ... First hit came against Northern Colorado on 2/17 ... First RBI was a sac fly against Santa Clara on 2/20

MISSION COLLEGE: Played one season with coach Bobby Hill ... Recorded a complete season hit streak with 37 ... Held a .434 batting average, .623 slugging percentage with 69 hits ... Earned All-Northern California honors ... Named first team all-conference

SANTA CLARA UNIVERSITY: Played six games in 2016 and had five at-bats

HIGH SCHOOL: A 2015 graduate of Bellarmine College Preparatory School ... Plated in 25 games his senior season and batted .295 for coach Mike Rodriguez

MORE ON MICHAEL: Plans to major in business management ... Parents names are Mike and Kristen ... Has a sister named Brinley

Michael BOWES 32

5-11, 202, OF, R/R
SENIOR, 1V
MISSION COLLEGE
LOS ALTOS, CALIF.

CAREER STATISTICS

Batting		SEASON	AVG	GP-GS	AB	R	H	2B	3B	HR	RBI	SLG%	BB	HBP	SO	GDP	OB%	SF	SH	SB	PO	A	E	FLD %
2018		.100	20-7	30	1	3	0	0	0	4	.100	4	2	13	0	.237	2	2	0	5	0	0	1.000	
TOTALS		.100	20-7	30	1	3	0	0	0	4	.100	4	2	13	0	.237	2	2	0	5	0	0	1.000	



Travis ANDERS 14

5-11, 180, RHP, R/R
SENIOR
LINN-BENTON CC
HOOD RIVER, ORE.

AT SAN JOSÉ STATE: Completed his first season as a Spartan.

2018: Three appearances on the mound ... Pitched a season-high 1.1 innings with two strikeouts against Northern Colorado (2/17)

LINN-BENTON COMMUNITY COLLEGE: Attended Linn-Benton Community College... First-team all-conference pitcher for coach Ryan Gipson... Pitched 55 innings with 46 strikeouts... Had a 6-0 win-loss record.

UNIVERSITY OF PORTLAND: Attended the University of Portland in 2015 as a freshman. A 2015 redshirt.

HIGH SCHOOL: 2014 graduate of Lake Oswego High School... First team all-league pitcher 2012 and 2014... Second team all-state pitcher 2012... First team all-league Infielder in 2013-14... Second team all-state short stop in 2013.

MORE ON TRAVIS: Plans to major in political science with a minor in finance... Parents are Martin and Kathleen... Has a brother named Taylor who played baseball for North Dakota State University... Played Summer ball for Capitol City Select under coach Justin Barchus... Summer ball club earned a ranking of 26th in the nation in 2013 by USSSA... After graduation hopes to work in an insurance related field. TM

CAREER STATISTICS

Pitching																							
SEASON	ERA	W-L	APP	GS	CG	SHO	SV	IP	H	R	ER	BB	SO	2B	3B	HR	BF	BAVG	WP	HBP	BK	SFA	SHA
2018	21.60	0-0	3	0	0	0	0	1.2	8	4	4	5	2	5	0	0	18	.615	0	0	0	0	0
TOTALS	21.60	0-0	3	0	0	0	0	1.2	8	4	4	5	2	5	0	0	18	.615	0	0	0	0	0



Tevin CADOLA

16

6-1, 185, RHP, R/R
SENIOR, 1V
BUTTE COLLEGE
YREKA, CALIF.

AT SAN JOSÉ STATE: In his second season with the Spartans after transferring from Butte College.

2018: Appeared in 13 games with eight starts. . . Spartans were 7-1 when he started games...Recorded a 3-2 record with a 4.63 ERA in 47.2 innings. . . Struck out 41 while walking 17. . . Recorded first Sunday start and win against Nevada on 4/8...Season-high nine strikeouts against New Mexico (4/29)...Pitched a season-high 7.0 innings twice (New Mexico 4/29 & San Diego State 5/13)...In first career appearance out of the bullpen Cadola saved the game against Northern Colorado (2/17) by striking out the last batter in a 11-10 win. . . Second career save came in second appearance out of the bullpen in 5-4 win over Sacramento State (2/25). . . In Mountain West play this season, he posted a 2-1 record with a 3.50 ERA which was good for fourth in the conference; He pitched 36.0 innings in eight appearances with six starts while striking out 30 batters to 13 walks... In MW games he ranked third in earned runs with 14 and seventh in opposing batting average at .279.

2017: Redshirted the season.

BUTTE COLLEGE: Played two seasons at Butte College in Oroville, Calif. . . In 2016, appeared in 15 games, starting 14 while compiling a 9-2 record with a 1.94 ERA. . . Struck out 92 in 93.0 innings while walking just 24 hitters. . . Threw five complete games. . . Voted co-MVP of the Golden Valley Conference. . . In 2015, started in all 15 games he appeared. . . Posted a 6-5 record with a 3.46 ERA. . . Struck out 61 in 78.0 innings.

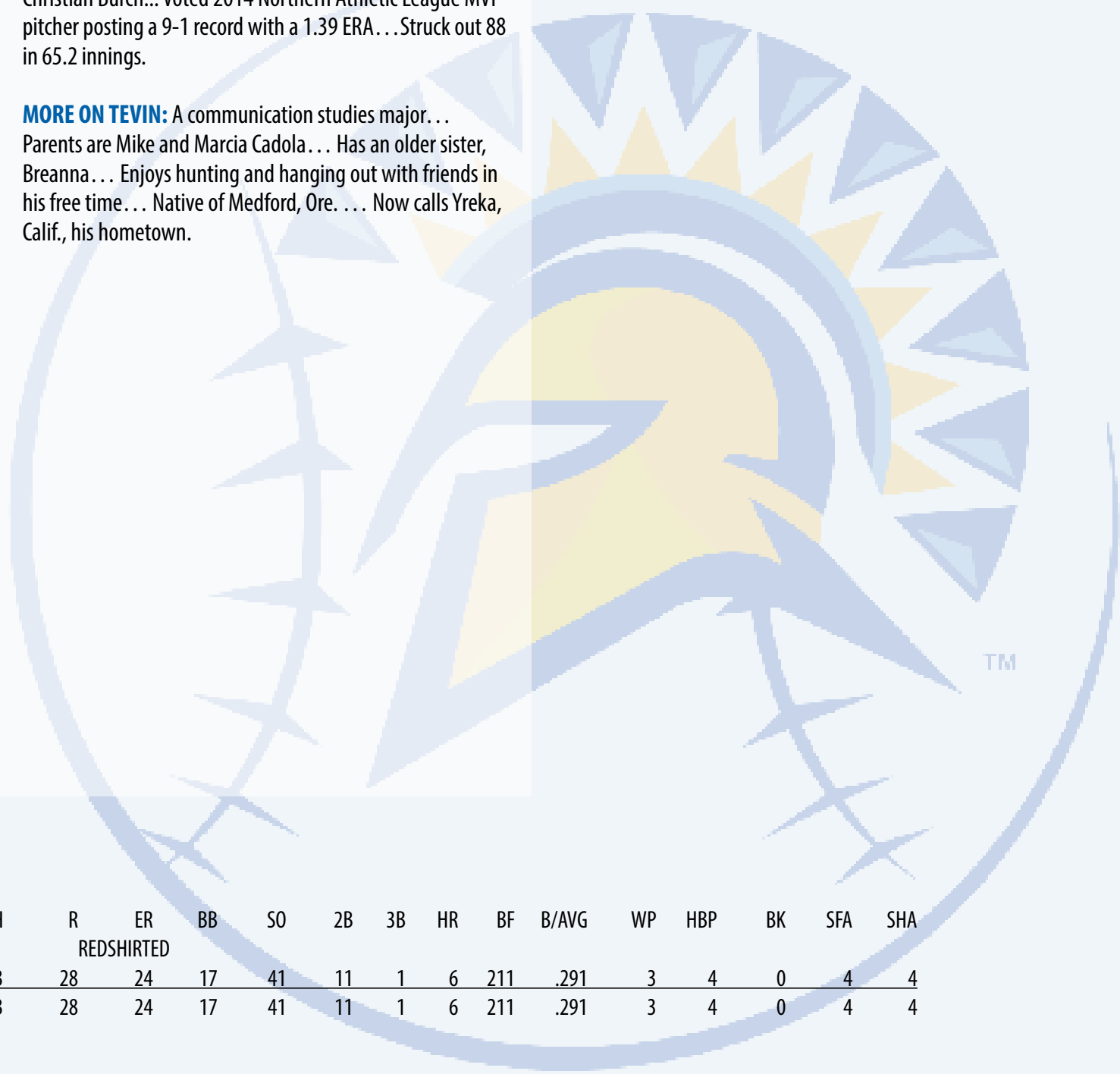
CAREER STATISTICS

Pitching							
SEASON	ERA	W-L	APP-GS	CG	SHO	SV	IP
2017							
2018	4.53	3-2	13-8	0	0	2	47.2
TOTAL	4.53	3-2	13-8	0	0	2	47.2



HIGH SCHOOL: A 2014 graduate of Yreka High School in Yreka, Calif. ... A two-year letter winner in baseball playing for coach Jason Frietas and basketball playing for coach Christian Burch... Voted 2014 Northern Athletic League MVP pitcher posting a 9-1 record with a 1.39 ERA... Struck out 88 in 65.2 innings.

MORE ON TEVIN: A communication studies major... Parents are Mike and Marcia Cadola... Has an older sister, Breanna... Enjoys hunting and hanging out with friends in his free time... Native of Medford, Ore. ... Now calls Yreka, Calif., his hometown.



H	R	ER	BB	SO	2B	3B	HR	BF	B/AVG	WP	HBP	BK	SFA	SHA
REDSHIRTED														
53	28	24	17	41	11	1	6	211	.291	3	4	0	4	4
53	28	24	17	41	11	1	6	211	.291	3	4	0	4	4



Andrew MITCHEL

20

6-1, 195, LHP, L/L
SENIOR, 1V
GROSSMONT COLLEGE
ATWATER, CALIF.

AT SAN JOSÉ STATE: Completed his first season as a Spartan...2018 ABCA/Rawlings West All-Region Honoree (second team)...2018 Mountain West Co-Pitcher of the Year...2018 First team All-Mountain West...Earned a spot on the 2018 Mountain West All-Tournament Team after a recording nine strikeouts against San Diego State (5/24)...First Spartan in the last 14 years to eclipse 100 strikeouts in a single season.

2018: 18 appearances with 13 starts...First in the MW in strikeouts per nine innings at 10.45...Second in the MW and led all Spartans in strikeouts with 101...Ranked third in the conference in hits allowed per nine innings at 7.14...Third in the MW and led Spartans in opposing batting average at .218...In conference action he ranked second in strikeouts with 62 and third in ERA at 3.16...Led Spartans with a 6-2 record...Pitched a team leading 87.0 innings and allowed just 36 earned runs...Posted back to back 11 strikeout to one walk performances against UC Riverside (4/21) and New Mexico (4/28)...Pitched a season high 8.0 innings against UC Riverside (4/21)...In his last four starts he faced three different nationally ranked top-10 hitting teams and recorded a 1.71 ERA in 26.1 innings throwing 29 strikeouts and allowing just five earned runs.

CAREER STATISTICS

Pitching							
SEASON	ERA	W-L	APP-GS	CG	SHO	SV	I
2018	3.72	6-2	18-13	0	0	0	87.
TOTAL	3.72	6-2	18-13	0	0	0	87.



GROSSMONT COLLEGE: Attended Grossmont College in El Cajon, Calif. from 2016-17... Posted a record of 6-1... Won a state championship under coach Randy Absheir... Played for Fresno City College in 2016 and won the Central Valley Conference championship.

HIGH SCHOOL: A graduate of Buhach Colony High School in Atwater, Calif. ... Four-time letter winner in baseball for coach Greg Wakefield... Earned first-team All-Conference his senior season... All-Central California Conference honors and second-team all conference honors as a junior.

MORE ON ANDREW: Plans to major in justice studies... Hopes to become a United States Navy Seal after graduation... Grandfather Dave Mitchel was a U.S. Air Force pilot... Parents are Kevin and Suzie Mitchel... Has a sister named Elizabeth... Native of Austin, Texas.



P	H	R	ER	BB	SO	2B	3B	HR	AB	B/AVG	WP	HBP	BK	SFA	SHA
0	69	43	36	34	101	9	5	10	376	.218	4	18	0	4	3
0	69	43	36	34	101	9	5	10	376	.218	4	18	0	4	3



Aaron PLESCHNER

11

6-0, 190, INF, R/R
SENIOR, 3V
CARLMONT HS
REDWOOD CITY, CALIF.

AT SAN JOSÉ STATE: In his third season with the Spartans...Two season starter at shortstop.

2018: Started and appeared in 54 games at shortstop... Primarily batted out of the ninth spot in the order... Scored a career-high 33 runs... Recorded 13 multi-hit games, and was one of five Spartans to have a four-hit game... Five game hit streak (4/29-5/9)... Season-high four hits on four at-bats at Air Force (3/29)... Season-high three runs against New Mexico (4/27) on a three hit performance - He scored the game-winning run in the bottom of the 10th in the 6-5 comeback victory over the Lobos... Batted .253 with 47 hits and six doubles.

2017: Started in all 55 games at shortstop... Team-high 18 multiple hit games including six 3-hit games... Named Spartan Foundation Student-Athlete of the Month in March... Career-best seven game hit streak (3/17 - 3/25)... Batted in seven different spots in the lineup including 19 times at the leadoff spot... Led the team in at-bats (219)... Second on the team in sacrifice bunts (7)... Third on the team in batting average (.279)... Tied for third on the team in runs scored (27).

2016: Played in the most games (47) and made the most starts (41) of any Spartan freshman... Started 37 games at shortstop and four as the designated hitter...

CAREER STATISTICS

Batting							
SEASON	AVG	GP-GS	AB	R	H	2B	3B
2016	.264	47 - 41	163	17	43	3	1
2017	.279	55 - 55	219	27	61	6	2
2018	.253	54-54	186	33	47	6	0
TOTAL	.266	156-150	568	77	151	15	3



Batted leadoff in 31 games... Tied for the team lead in RBI with 26... Led the team in sacrifice flies with three... Hit .264 in 163 at-bats... Had 12 multiple hit games and five multiple RBI games including two 3-RBI games... Drove in three runs in his first career start against UC Irvine (2/20)... Season-high three runs scored in the win against Stanford (3/28)... Went 4-for-9 with three RBIs in the doubleheader against Air Force (3/12)... Collected five hits and three RBIs in the home series against New Mexico (4/15-17)... Season-high six assists against Long Beach State (5/13).

HIGH SCHOOL: Attended Carlmont High School in Belmont, Calif. ... A four-time letterwinner for head coach Rich Vallero... As a sophomore in 2013, hit .333 with three doubles, a triple and 15 RBIs... Capped off his Scots career by posting a .278 average with six doubles, a triple, and a home run as senior in 2015... Named a second team All-Peninsula Athletic League selection and his school's baseball MVP that season.

MORE ON AARON: Business administration major with a concentration in human resource management... Aspires to play professional baseball after graduation... Parents are Eric Pleschner and Clarissa Lovie... Nickname is "Plesch"... Born in Sacramento, Calif. ... Now calls Belmont, Calif., his hometown.

HR	RBI	SLG%	BB	HBP	SO	GDP	OB%	SF	SH	SB	PO	A	E	FLD%
0	26	.294	11	3	16	1	.317	3	3	2	69	99	11	.939
0	18	.324	18	3	35	3	.342	0	7	3	80	158	13	.948
0	9	.285	14	1	26	6	.307	1	5	2	102	154	11	.959
0	53	.303	43	7	77	10	.323	4	15	7	251	411	35	.950



Zach WALLACE

7

5-9, 170, LHP, L/L
SENIOR, 1V
WASHINGTON HS
FREMONT, CALIF.

AT SAN JOSÉ STATE: In his third season with the Spartans... 2016 Academic All-Mountain West honoree.

2018: Made 18 appearances all in relief... Pitched a season-high 3.2 innings against Air Force (5/19); Struck out a season-high three batters without allowing a run in the game. Did not allow a run in last five appearances of the season... Allowed one earned run or less in 17 of his 18 appearances... Struck out 14 batters this season in 20.2 innings.

2017: Made 32 appearances, starting in four... Tied for third in the Mountain West conference in appearances with 32... Pitched in all three games in the New Mexico series (3/10-3/12) and San Diego State series (5/5-5/7)... Made his first career start as a Spartan against Santa Clara on 3/29 after 32 appearances in relief... Did not allow a run for the first 14 appearances of the season... Second on the team in wins (3)... Picked up a win against Santa Clara (3/29), Saint Mary's (4/25) and UNLV (5/18)... Pitched a season-high 3.0 innings against Santa Clara (3/29) for the win.

2016: Made 20 appearances out of the bullpen... Tied for second on the team with three wins... Posted a 3-3 record with a 6.48 ERA... Picked up his first career win against Cal Poly (4/2), pitching 1.1 inning of scoreless ball... Pitched a season-high 6.2 innings and five strikeouts to pick up his second win against Grand Canyon (5/4)... Pitched three scoreless innings against Saint

CAREER STATISTICS

Pitching							
SEASON	ERA	W-L	APP-GS	CG	SHO	SV	IP
2016	6.48	3-3	20-0	0	0	0	33.1
2017	4.85	3-0	32-4	0	0	0	29.2
2018	4.79	1-2	18-0	0	0	0	20.2
TOTALS	5.49	7-5	70-4	0	0	0	83.2



Mary's (5/10) to pick up his third win.

HIGH SCHOOL: Attended Washington High School in Fremont, Calif. . . . Lettered three times in baseball and once in football for the Huskies. . . . Posted a 9-3 record with a 1.49 ERA in a team-high 75 innings as a junior in 2014. . . . Hit .343 with a pair of doubles and triples that season. . . . A two-time first team All-Mission Valley Athletic League (MVAL) pitcher and MVAL Pitcher of the Year. . . . Earned Second Team All-East Bay honors as an outfielder in 2014. . . . Also a standout football player. . . . As a senior, received All-MVAL honorable mention recognition as a wide receiver.

MORE ON ZACH: A justice studies major. . . . Aspires to work as a detective or work for the FBI after graduation. . . . Parents are Greg and Krissy Wallace. . . . Has two older brothers, Anthony and Marc. . . . Enjoys spending time with friends, boating, surfing and playing football and basketball. . . . Native of Fremont, Calif.

H	R	ER	BB	SO	2B	3B	HR	AB	B/AVG	WP	HBP	BK	SFA	SHA
30	24	24	17	21	9	2	0	122	.246	2	12	0	1	7
33	21	16	13	30	8	0	5	117	.282	0	3	0	2	0
19	11	11	9	14	5	1	2	89	.247	2	2	0	0	1
82	56	51	39	65	22	3	7	383	.259	4	17	0	3	8



Justin
WATLAND
41

6-4, 205, RHP, R/R
 SENIOR, 1V
 FEATHER RIVER COLLEGE
 RENO, NEV.

AT SAN JOSÉ STATE: Completed his first season as a Spartan.

2018: Tied for team lead with 22 appearances... 3.55 ERA with 23 strikeouts to 10 walks... Pitched a season-high 2.1 innings at the Mountain West Tournament against UNLV (5/26) and against Saint Mary's (5/27)... In six straight appearances he did not allow an earned run (4/22-5/9)... Gave up two extra base hits all season... Season-high three strikeouts against Saint Mary's (5/27), San Diego State (5/11), UNLV (5/26). (Game-by-Game Statistics).

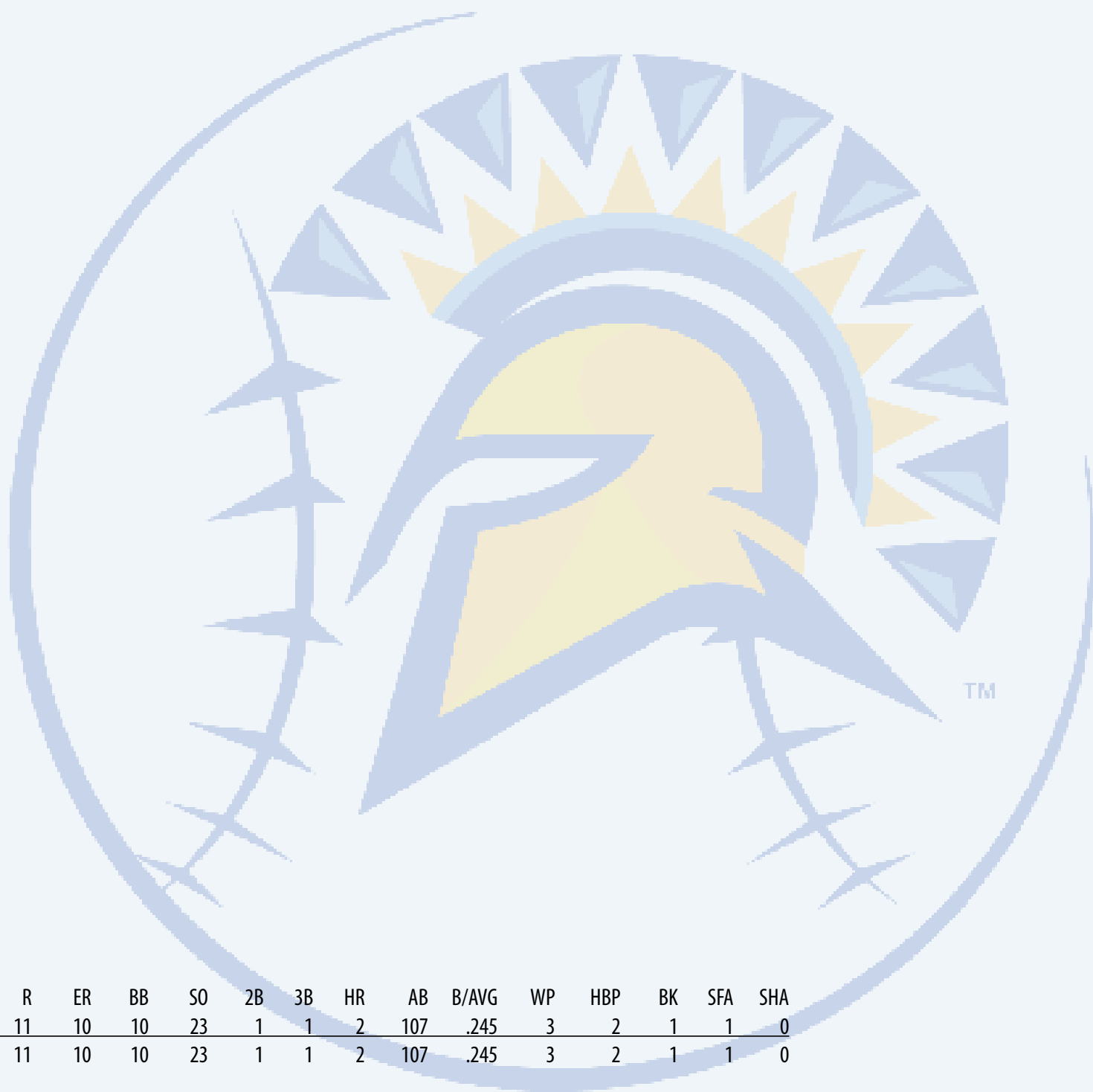
FEATHER RIVER COLLEGE: Attended Feather River College and played two seasons for coach Terry Baumgartner... Posted a 2.57 ERA as a freshman and led the Golden Valley Conference with three saves... Sophomore season had a 3.90 era as a starter with six wins.

HIGH SCHOOL: A 2014 graduate of Reno High School.

MORE ON JUSTIN: Plans to major in business with a focus in entrepreneurship... Parents are Mike and Cindy... Has two siblings named Jeremy and Craig... After graduation hopes to own his own business... Enjoys playing guitar, snowboarding, and surfing in his free time.

CAREER STATISTICS

Pitching							
SEASON	ERA	W-L	APP-GS	CG	SHO	SV	IP
2018	3.55	0-0	22-0	0	0	0	25.1
TOTALS	3.55	0-0	22-0	0	0	0	25.1



H	R	ER	BB	SO	2B	3B	HR	AB	B/AVG	WP	HBP	BK	SFA	SHA
23	11	10	10	23	1	1	2	107	.245	3	2	1	1	0
23	11	10	10	23	1	1	2	107	.245	3	2	1	1	0



AT SAN JOSÉ STATE: Completed his second season with the Spartans.

2018: One of three players to see time on the field and on the mound . . . Made seven appearances with three starts on the field (2 RF, 1 LF) . . . Hit out of the eighth spot in the batting order . . . Entered the game as a pinch runner against New Mexico (4/29) and scored the game winning run . . . First hit of the season was a two RBI single at Saint Mary's (5/15) . . . Made eight appearances on the mound and pitched 6.1 innings . . . Season-high two strikeouts against San Francisco (4/17) . . . Six strikeouts to two walks for the season. (Game-by-Game Statistics).

2017: Played in 17 games, starting in nine . . . Seven of his starts came at second base with one start each at left field and designated hitter . . . Made his Spartan debut as a pinch runner versus BYU (2/23) scoring the tying run in the bottom of the ninth . . . Collected his first hit against Nevada (4/15) driving in two runs . . . Season-high four game hit streak from April 15 to 22.

Anders DAVIDSON

1

6-1, 185, RHP/OF, R/R
JUNIOR
WALLA WALLA HS
WALLA WALLA, WASH.

CAREER STATISTICS

Pitching							
SEASON	ERA	W-L	APP-GS	CG	SHO	SV	IP
2017	0	0-0	0-0	0	0	0	0
2018	5.68	0-0	8-0	0	0	0	6.1
TOTAL	5.68	0-0	8-0	0	0	0	6.1

Batting							
SEASON	AVG	GP-GS	AB	R	H	2B	3B
2017	.267	17	9	30	4	8	2
2018	.200	13	3	10	1	2	0
TOTAL	.250	30	12	40	5	10	2



HIGH SCHOOL: A 2016 graduate of Walla Walla High School in Walla Walla, Wash. . . . Lettered three times in baseball playing for coach Keith Gradwohl. . . . Honorable mention Mid-Columbia Conference all-conference selection in 2016. . . . During his senior year, batted .480 with 25 RBI, 2 triples, 30 runs, 10 stolen bases and two homers to lead the team in all categories. . . . Led Walla Walla High School to a 4A District baseball title as a junior while posting team highs in batting average (.338), doubles (8), walks (13) and runs (25). . . . Played summer baseball with the Spokane Dodgers under coach Jeff Simmelick.

MORE ON ANDERS: Plans to major in accounting and aspires to become an accountant after graduation. . . . Enjoys hanging out with friends in his free time. . . . Parents are Tim and Krista Davidson. . . . Has an older sister, Lea. . . . Native of Seattle. . . . Now calls Walla Walla, Wash., his hometown.

H	R	ER	BB	SO	2B	3B	HR	AB	B/AVG	WP	HBP	BK	SFA	SHA
0	0	0	0	0	0	0	0	0	0	0	0	0	0	0
6	9	4	2	6	3	0	1	33	.222	1	4	2	0	0
6	9	4	2	6	3	0	1	33	.222	1	4	2	0	0

HR	RBI	SLG%	BB	HBP	SO	GDP	OB%	SF	SH	SB	PO	A	E	FLD%
0	4	.333	2	1	11	1	.333	0	2	3	12	21	2	.943
0	3	.200	0	0	1	0	.200	0	1	0	8	0	0	1.000
0	0	.300	2	1	12	1	.302	0	3	3	20	21	2	.953



Johnny MENDOZA

9

5-7, 190, C, R/R
JUNIO, 2V
SAINT FRANCIS HS
SUNNYVALE, CALIF.

AT SAN JOSÉ STATE: In his third season with the Spartans.

2018: Appeared in 49 games, started 45 at catcher...Hit primarily out of the seventh spot in the order... Caught runners stealing a Mountain West leading 20 times... In conference games, he was ranked third in sac bunts with six and 15th in RBI's at 24... Batted .288 and drove in 34 runs on 46 hits this season... Second on the team in multi-RBI games with 11... Season-high four hits at the Mountain West Tournament versus UNLV (5/26) and at San Diego State (5/13)... 11 RBI, eight hit weekend against San Diego State (5/11-5/13); two-RBI (5/11), four-RBI (5/12), and a season-high five-RBI (5/13).

2017: Appeared in 20 games, starting in 13... Started seven games behind the plate and six as the designated hitter... Made his Spartan debut versus BYU (2/23) as a pinch hitter... Started his first game against Pacific (3/7)... Collected his first hit versus Santa Clara (4/4)... Had an on-base percentage of .424... Collected eight RBI on 13 hits... Season-high three hits versus UNLV (5/18)... Collected a pair of two RBI games against Saint Mary's (4/18) and Grand Canyon (5/9)... Had four extra base hits, including a triple against Fresno State (4/30)... Threw out 3-of-10 would be base stealers.

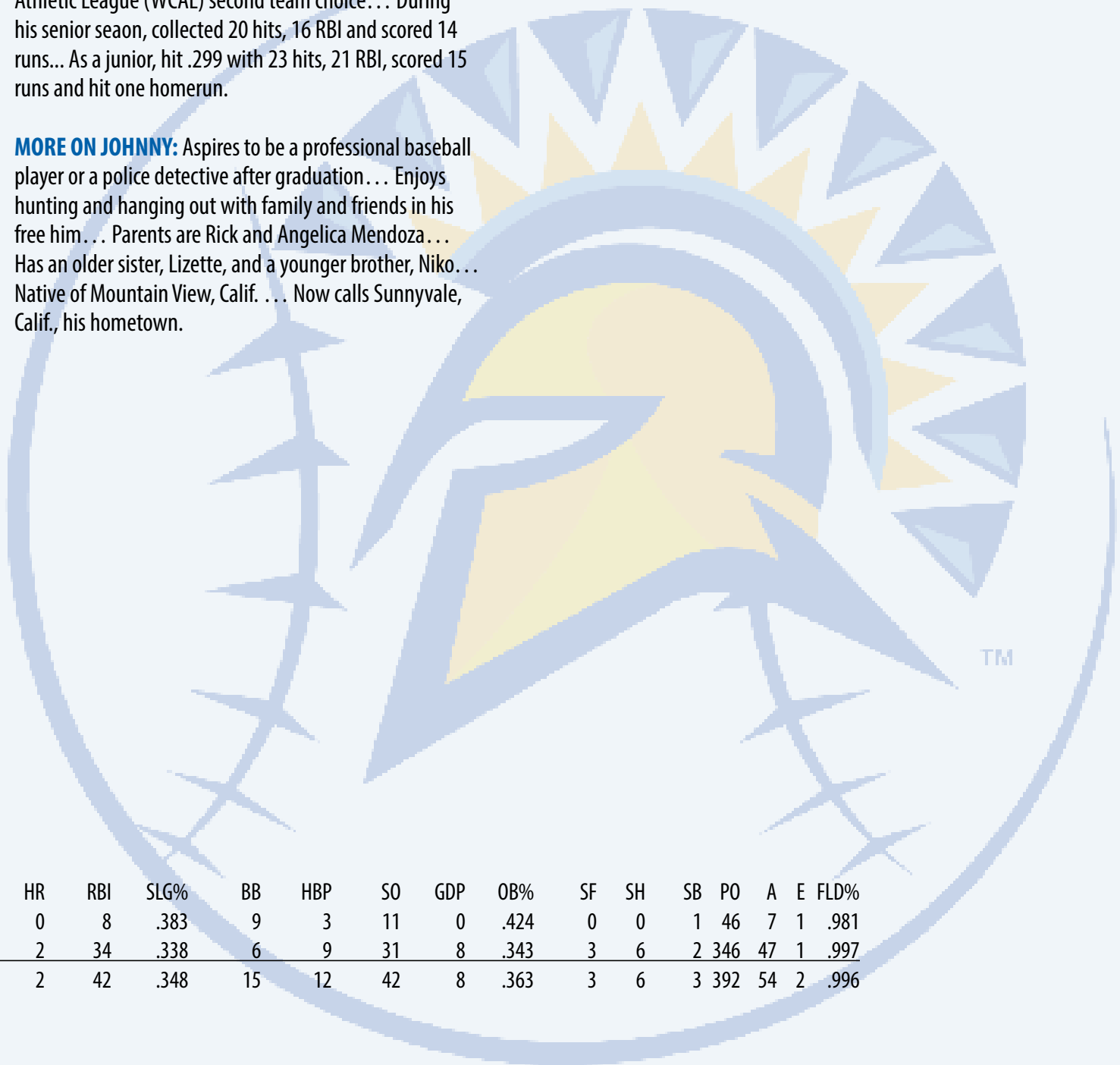
CAREER STATISTICS

Batting						
SEASON	AVG	GP-GS	AB	R	H	2B
2017	.277	20-13	47	6	13	3
2018	.288	49-45	160	14	46	2
TOTAL	.285	69-58	207	20	59	5




HIGH SCHOOL: A 2016 graduate of Saint Francis High School in Mountain View, Calif. . . . Three-time letter winner in baseball playing for coach Mike Oakland. . . Team captain his senior year. . . 2015 & 16 West Catholic Athletic League (WCAL) second team choice. . . During his senior season, collected 20 hits, 16 RBI and scored 14 runs. . . As a junior, hit .299 with 23 hits, 21 RBI, scored 15 runs and hit one homerun.

MORE ON JOHNNY: Aspires to be a professional baseball player or a police detective after graduation. . . Enjoys hunting and hanging out with family and friends in his free time. . . Parents are Rick and Angelica Mendoza. . . Has an older sister, Lizette, and a younger brother, Niko. . . Native of Mountain View, Calif. . . Now calls Sunnyvale, Calif., his hometown.



3B	HR	RBI	SLG%	BB	HBP	SO	GDP	OB%	SF	SH	SB	PO	A	E	FLD%
1	0	8	.383	9	3	11	0	.424	0	0	1	46	7	1	.981
0	2	34	.338	6	9	31	8	.343	3	6	2	346	47	1	.997
1	2	42	.348	15	12	42	8	.363	3	6	3	392	54	2	.996



Kellen STRAHM 24

6-1, 200, OF, R/R
JUNIOR, 2V
LANE CC
EUGENE, ORE.

AT SAN JOSÉ STATE: Completed his second season with the Spartans ... Two-year starter at centerfield

2018: Most appearances with 57 and starts on the team with 56 at centerfield. . . Hit from the lead-off spot in first 25 starts, then moved to second spot in the order for the last 31. . . Spartans were 18-13 with Strahm batting second in the order. . . San José State Male Student Athlete of the Month for the month of May. . . Ranked sixth in the Mountain West in triples with three. . . Ranked eighth in the conference and led Spartans in runs scored with 50. . . Batted .307 and was third on the team in hits with 70. . . Led team in doubles with 13 and steals with nine. . . Recorded a team leading 18-game hit streak (4/3-5/5) going 32-for-78 (.410) with a .500 on-base percentage in the 18 game span. . . Recorded a 24 game reached bases streak (4/3-5/13). . . Tied for team lead in multi-hit games with 20. . . Scored multiple runs in 13 games. . . Two game-winning RBI's against New Mexico (4/27 & 4/29) in the same weekend. . . Go-ahead hit in the 12 inning at UC Riverside (4/21). (Game-by-Game Statistics).

2017: Appeared in all 55 games, starting in 54 in his first season with the Spartans. . . All 54 starts were at centerfield. . . Had a 16-game hitting streak (2/23 - 3/21) going 26-for-71 (.366) in the span. . . Led the Mountain West in steals with 18. . . Had three multi-steal games including a season-high three steals versus New Mexico (3/11). . . Topped Mountain West in base stealing percentage (84.2%) Led the team in runs (36) and walks (29)...

CAREER STATISTICS

Batting							
SEASON	AVG	GP-GS	AB	R	H	2B	3B
2017	.276	55-54	203	36	56	5	1
2018	.307	57-56	228	50	70	13	3
TOTAL	.292	112	110	431	86	126	18



Scored season-high three runs against Nevada (3/17) and UNLV (5/20)... Second on the team in on-base percentage (.384)... Tied for second on the team with 15 multi-hit games (12 two-hit games and 3 three-hit games)... Committed just one error out of 138 chances in centerfield.

LANE COMMUNITY COLLEGE: Redshirted the 2016 season.

HIGH SCHOOL: A 2015 graduate of Sheldon High School in Eugene, Ore. ... Lettered in baseball, basketball and football at Sheldon High. ... Named The Oregonian/OregonLive Athlete of the Year during his senior year. ... In his junior and senior years, batted .424 in 144 at-bats over 45 games. ... Posted a .536 career on-base percentage... Collected 61 hits including 19 extra base hits. ... Scored 57 runs. ... Stole 31 bases in 32 attempts. ... In his senior year, led team to Class 6A championship. ... Two-time Class 6A all-state selection and All-Mid West League. ... Holds five school season records in football: total yards rushing, 1669; most points scored, 208; most touchdowns, 33; most rushing touchdowns, 26; and average yards per rush, 9.7. ... In his senior season, named Class 6A Offensive Player of the Year playing quarterback. ... Captain of the basketball team during his senior year that reached the second round of the state playoffs.

Curt and Kim Strahm. . . Curt was an All-American wrestler at Oregon. . . Kim Manning Strahm was a softball player at Oregon and inducted to the school's Athletic Hall of Fame. . . Has an older brother, Connor, who was a linebacker on the 2013 through 2017 University of Montana teams. . . Enjoys skiing and hanging out with family in his free time. . . Native of Eugene, Ore.

MORE ON KELLEN: An economics major. . . Parents are

TM

HR	RBI	SLG%	BB	HBP	SO	GDP	OB%	SF	SH	SB	PO	A	E	FLD%
0	10	.310	8		36	2	.384	2	3	18	135	2	1	.993
0	19	.390	31	5	42	8	.400	1	1	9	162	2	2	.988
4	0	.29	.353	60	13	78	10	3	4	27	297	4	3	.990



Josh ZANGER

11

5-11, 200, RHP, R/R
JUNIOR, 2V
PALMA HS
HOLLISTER, CALIF.

CAREER STATISTICS

Pitching										
SEASON	ERA	W-L	APP-GS	CG	SHO	SV	IP	H	R	ER
2017	3.57	1-1	15-1	0	0	0	17.2	21	10	7
2018	6.30	1-3	13-5	0	0	0	30.0	41	22	21
TOTAL	5.29	2-4	28-6	0	0	0	47.2	62	32	28

AT SAN JOSÉ STATE: Completed his second season with the Spartans.

2018: Appeared in 13 games with five starts. . . Four of five starts were midweek non-conference games. . . Pitched a season-high 4.2 innings at Cal Poly (5/9) . . . Season-high three strikeouts against Dartmouth (5/19) to pick up his first win of the season. . . Recorded a 6.30 ERA with 17 strikeouts to eight walks in 30.0 innings.

2017: Appeared in 15 games, starting in one. . . Picked up a win in his Spartan debut against BYU (2/25) . . . Made his lone start against Pacific (3/21) . . . Pitched a season-high 3.0 innings against Grand Canyon (5/10) holding the Antelopes scoreless. . . Posted a pair of three strikeout games against Air Force (4/21) and Grand Canyon (5/10).

HIGH SCHOOL: A 2016 graduate of Palma High School in Salinas, Calif. . . . Two-time letter winner playing for coach Pete Ruiz. . . . Posted a senior year record of 4-1 with a 0.86 ERA. . . . Credited with two saves. . . . Struck out 54 batters in 57.0 innings while walking just 13. . . . Held opponents to a .148 batting average. . . . Named first team All-Monterey Bay League (MBL) pitcher. . . . Co-Pitcher of the Year in the MBL.



MORE ON JOSH: Has not declared a major... Enjoys fishing, camping and spending time with family and friends... Parents are Charles and Jorene Zanger... Has four siblings: Zach, Carly, Ben and Quin... Native of Hollister, Calif. ... Now calls Gilroy, Calif., his hometown.



BB	SO	2B	3B	HR	AB	B/AVG	WP	HBP	BK	SFA	SHA
7	11	6	0	2	81	.296	3	3	0	0	0
8	17	13	0	3	134	.350	5	3	0	2	4
15	28	19	0	5	215	.330	8	6	0	2	4



Santiago

CANTU

28

5-10, 168, INF, R/R
SOPHOMORE, 1V
PATTERSON, CALIF.
PATTERSON HS

AT SAN JOSÉ STATE: Completed his first season as a Spartan. Versatile defender, can play any position.

2018: 26 appearances and 17 starts (8 2B, 6 3B, 3 SS)... Batted .180 with four RBI... First career hit in first game against Northern Colorado (2/16)... First career multi-hit game against Northern Colorado (2/17); Went 2-for-2 with two doubles... First career home run at Cal Poly (5/9). (Game-by-Game Statistics).

HIGH SCHOOL: A 2017 graduate of Patterson High School... A four-time letter winner for coach Michael Parker... Earned Stanislaus District Player of the Year... Selected as a 2016 Louisville Slugger High School All-American... Had a batting average of .434 in 101 games with 124 hits and 79 RBIs in his high school career.

MORE ON SANTIAGO: Parents are Santiago and Belinda Cantu... Has a sibling named Dulce... Enjoys fishing... Native of Modesto, Calif., but calls Patterson, Calif. his hometown.

CAREER STATISTICS

Batting																						
SEASON	AVG	GP-GS	AB	R	H	2B	3B	HR	RBI	SLG%	BB	HBP	SO	GDP	OB%	SF	SH	SB	PO	A	E	FLD %
2018	.180	26-17	61	4	11	3	0	1	4	.279	7	2	16	2	.286	0	2	0	30	33	2	.969
TOTALS	.180	26-17	61	4	11	3	0	1	4	.279	7	2	16	2	.286	0	2	0	30	33	2	.969



Wesley CLAWSON

12

6-1, 205, LHP, L/L
SOPHOMORE, 1V
RED BLUFF, CALIF.
RED BLUFF HS

AT SAN JOSÉ STATE: Completed his first season as a Spartan.

2018: Appeared in 19 games for the Spartans all out of the bullpen . . . Closer that led San José State with six saves which was good for fifth most in the Mountain West . . . Lowest ERA of all the freshman with at least 9.0 innings pitched at 4.71 . . . Led freshman with 34 strikeouts . . . Pitched a season-high 3.2 innings in the Mountain West Tournament against UNLV (5/26) . . . Season-high four strikeouts against Northern Colorado (2/16 & 2/18) and at Air Force (3/31).

HIGH SCHOOL: A 2017 graduate of Red Bluff High School in Red Bluff, Calif. . . . Three-time letter winner in baseball for coach Ryland Sanders . . . Two-time letter winner in football for coach Corey Hein . . . Earned a letter in basketball for coach Pablo Vazquez . . . Earned all-league honors in baseball and football . . . All-C.I.F. Northern Selection football honors.

MORE ON WESLEY: Majoring in kinesiology . . . Hopes to have a career in physical therapy after graduation . . . Parents are Gary and Kim Clawson . . . Has two siblings: Cassie and Andrew . . . Played summer baseball for Chico Aces under coach Lance Franks . . . Native of Red Bluff, Calif.

CAREER STATISTICS

Pitching

SEASON	ERA	W-L	APP	GS	CG	SHO	SV	IP	H	R	ER	BB	SO	2B	3B	HR	BF	BAVG	WP	HBP	BK	SFA	SHA
2018	4.71	1-1	19	0	0	0	6	28.2	37	16	15	10	34	5	1	0	135	.316	4	5	2	0	3
TOTALS	4.71	1-1	19	0	0	0	6	28.2	37	16	15	10	34	5	1	0	135	.316	4	5	2	0	3



Jack COLETTE

24

6-0, 190, OF, L/R
SOPHOMORE
TORRANCE, CALIF.
ST. JOHN BOSCO HS

AT SAN JOSÉ STATE: Completed his first season as a Spartan.

2018: One of three players to see time at the plate and on the mound... Five appearances at the plate as pinch hitter with one start as DH... Pitched 5.0 innings with five appearances on the mound... First hit at San Francisco as pinch hitter.

HIGH SCHOOL: A 2017 graduate of St. John Bosco High School in Bellflower, Calif. ... Two-time letter winner for coach Don Barbara... Posted a .350 batting avg. in senior season with nine triples and three homeruns... Helped team to its first Trinity League Title in school history... Earned second-team all-league honors.

MORE ON JACK: Plans to major in communication studies... Played summer baseball for Playa Vista Orioles for coach Tim Olivarez... Parents are Michael and Rose... Favorite activities are to go to the beach, fishing, and watching Netflix.

CAREER STATISTICS

Batting

SEASON	AVG	GP-GS	AB	R	H	2B	3B	HR	RBI	SLG%	BB	HBP	SO	GDP	OB%	SF	SH	SB	PO	A	E	FLD %
2018	.333	10-1	6	1	2	1	0	0	0	.500	0	0	1	0	.333	0	0	0	0	0	0	.000
TOTALS	.333	10-1	6	1	2	1	0	0	0	.500	0	0	1	0	.333	0	0	0	0	0	0	.000

Pitching

SEASON	ERA	W-L	APP	GS	CG	SHO	SV	IP	H	R	ER	BB	SO	2B	3B	HR	BF	BAVG	WP	HBP	BK	SFA	SHA
2018	1.80	0-0	5	0	0	0	0	5.0	4	1	1	5	3	0	0	0	23	.235	1	0	0	0	1
TOTALS	1.80	0-0	5	0	0	0	0	5.0	4	1	1	5	3	0	0	0	23	.235	1	0	0	0	1



Ruben IBARRA

44

6-5, 285, INF, R/R
SOPHOMORE, 1V
WATSONVILLE, CALIF.
ST. FRANCIS HS

AT SAN JOSÉ STATE: Completed his first season as a Spartan.

2018: Appeared in 23 games, started in 12 (4 1B, 8 DH)... First career hit was a game winning two RBI single as a pinch hitter against Dartmouth (3/19)... Batted .245 with six RBI on 12 hits this season... In last 16 appearances he batted .324... First multi-hit game was a three-hit, two RBI performance against UC Santa Barbara (3/24).

HIGH SCHOOL: A 2017 graduate of St. Francis High School... Earned all-league for baseball, football, and basketball... First team all-county for baseball and football... Earned MVP Award for baseball... Most home runs in school history... In junior season led league in home runs, fielding percentage, on base percentage, slugging percentage, and batting percentage... Led league every year in home runs... Second team all-county for basketball... State finalist in basketball.

MORE ON RUBEN: Plans to major in recreation and management... Parents are Pedro and Nicole... Has two siblings named Pedro and Nicholas... A member of Jacob's Heart Foundation... Played summer baseball for Northern California Baseball Coast Section under coach James Gomez... Grandpa and uncle are professional steer wrestlers... Plans to pursue professional baseball or scouting after graduation... Enjoys working out, hitting baseballs, and being with friends and family.

CAREER STATISTICS

Batting		SEASON	AVG	GP-GS	AB	R	H	2B	3B	HR	RBI	SLG%	BB	HBP	SO	GDP	OB%	SF	SH	SB	PO	A	E	FLD %
	2018	.245	23-12	49	1	12	1	0	0	6	.265	3	0	19	1	.288	0	0	0	24	0	0	1.000	
	TOTALS	.245	23-12	49	1	12	1	0	0	6	.265	3	0	19	1	.288	0	0	0	24	0	0	1.000	



Connor KONISHI

25

6-1, 195, OF/LHP, L/L
SOPHOMORE, 1V
SAN DIEGO, CALIF.
HELIX CHARTER HS

AT SAN JOSÉ STATE: Completed his first season as a Spartan.

2018: Most appearances and starts by a freshman this season... Versatile player that appeared in 38 games and started 30 (6 LF, 1 CF, 10 RF, 13 DH)... One of three players to see time on the field and on the mound... Three appearances on the bump... Hit primarily out of the eighth spot in the batting order... Batted .248 and scored 15 runs on 27 hits with 12 walks... On-base percentage of .331... Season-high three hits against UNLV (5/4)... 10 game reached bases streak... Tied up game against New Mexico (4/29) which the Spartans would later win to sweep the Lobos at home... Scored a season-high two runs at UNLV (5/6). (Game-by-Game Statistics).

HIGH SCHOOL: A 2017 graduate of Helix Charter High School... Team won baseball league title in 2016 & 2017 for under coach Cole Holland... Earned First-Team All-East County.

MORE ON CONNOR: Plans to major in communication studies and minor in education... Parents are Brian and Patti... Has sibling named Taylor... Played club Baseball for the San Diego Show under coach Austin Rauch.

CAREER STATISTICS

Batting		GP-GS	AB	R	H	2B	3B	HR	RBI	SLG%	BB	HBP	SO	GDP	OB%	SF	SH	SB	PO	A	E	FLD %
SEASON	AVG	41-30	109	15	27	1	0	0	4	.257	12	2	19	3	.331	1	5	0	32	0	1	.970
TOTALS	.248	41-30	109	15	27	1	0	0	4	.257	12	2	19	3	.331	1	5	0	32	0	1	.970



Newcomers

SPARTAN



NIK TRAPANI

5-10, 204, OF/1B, R/R #3
FRESHMAN
SANTA MONICA, CALIF.
LOYOLA HS

AT SAN JOSÉ STATE: In his first season as a Spartan.

HIGH SCHOOL: Three-year letterman at Loyola High School in Los Angeles ... Batted .324 with 22 RBI, 13 runs scored and seven doubles his senior season ... Finished high school career with a .264 average, 33 RBI and nine doubles

GET TO KNOW NIK: Plans on majoring in business/marketing ... Enjoys playing video games in his spare time ... Parents are Marko Trapani and Tonya Trapani-Hoffman ... Has five siblings -- Marko, Paul, Maren, Marissa and Alexa



ALEX DAVIS

6-2, 202, INF, R/R #6
JUNIOR
COLLEGE OF MARIN
MILL VALLEY, CALIF.

AT SAN JOSÉ STATE: In his first season as a Spartan.

COLLEGE OF MARIN: Two-year starter for coach Steven Berringer ... Batted .307 in his two seasons with 98 hits, 26 doubles, 62 RBI and 11 stolen bases in 84 games ... As a sophomore, batted .329 with 54 hits, 12 doubles, three triples, 42 RBI and eight stolen bases ... Named Second Team All-Bay Valley Conference as a sophomore and honorable mention as a freshman.

HIGH SCHOOL: A Second Team All-Conference selection as a senior for coach Scott Osder at Tamalpais High School in Mill Valley, Calif. ... Honorable Mention All-League selection as a junior ... Batted .350 his senior season

GET TO KNOW ALEX: Majoring in communication ... Enjoys wake boarding, snowboarding and rock skipping in his spare time ... Parents are Mike and Patricia Davis ... Has three brothers - Chris, Nick and Matt



TROY VIOLA

#8

6-2, 217, INF, R/R
JUNIOR
GLENDALE CC
BEND, ORE.

AT SAN JOSÉ STATE: In his first season as a Spartan.

GLENDALE COMMUNITY COLLEGE: Played two seasons for coach Chris Cicuto ... Was a First Team All-Conference selection at third base and was awarded a Golden Glove ... Batted .306 with nine home runs, 38 RBI, scored 33 runs and tallied 56 hits in 44 games his senior season

HIGH SCHOOL: Played both baseball and football at Summit High School in Bend, Ore. ... Won baseball state championship in 2016 as a shortstop ... Played under former MLB players Alan Embree and Richie Sexton ... Played quarterback under coach Drew Bledsoe and played in the 2016 state championship

GET TO KNOW TROY: Plans on majoring in communication ... Aspires to play in the MLB after graduation ... Member of the Fellowship of Christian Athletes ... Enjoys playing guitar and snowboarding in his free time ... Parents are Joe and Kathy Viola ... Has a sister, Gianna ... Father, Joe, wrestled at UConn and his uncle, Johnny wrestled at the University of Virginia



BRANDON PETERSON

#10

5-2, 151, OF, R/R
FRESHMAN
HELIX CHARTER HS
SAN DIEGO, CALIF.

AT SAN JOSÉ STATE: In his first season as a Spartan.

HIGH SCHOOL: Played three years of varsity baseball for coach Cole Holland at Helix Charter High School in La Mesa, Calif. ... Batted .380 with 26 RBI on 35 hits and scored 24 runs with a .459 OBP as a senior ... Was named a 2018 San Diego All-Section All Star ... Named 2018 First Team All-CIF and All-Grossmont Hills League

GET TO KNOW BRANDON: Plans on majoring in business entrepreneurship ... Enjoys going to the beach, watching movies and playing basketball in his spare time ... Parents are Ray Peterson and Misty Woodard ... Has three siblings - Syrena, Ray and Darien Peterson



RYAN

BELLUOMINI

#13

5-11, 186, C, R/R
FRESHMAN
VALLEY CHRISTIAN HS
GILROY, CALIF.

AT SAN JOSE STATE: In his first season with the Spartans

HIGH SCHOOL: Played for coach John Diatte at Valley Christian High School in San Jose ... In 2018, Valley Christian was ranked the No. 1 team in the nation and finished 29-3-1 ... Named a First Team All-West Catholic Athletic League as a senior ... Batted .327 with 33 hits, 20 RBI and three home runs his senior year ... Was awarded the Valley Christian Coaches Award

GET TO KNOW RYAN: Plans on majoring in business marketing ... Enjoys hunting fishing and dirt bike riding ... Parents are Matt and Julie Belluomini ... Has a brother, Adam



NICO

MALBROUGH

#15

6-0, 163, INF, R/R
FRESHMAN
MERRILL F. WEST HS
TRACY, CALIF.

AT SAN JOSE STATE: In his first season with the Spartans

HIGH SCHOOL: Played high school baseball for coach Roger Gallardo at Merrill F. West High School in Tracy, Calif. ... Batted .410 with 21 RBI and scored 12 runs while swiping six bases as a senior ... Was a First Team All-TCAL selection and three-time Second Team selection.

GET TO KNOW NICO: Currently undecided on his major ... Plans to be a sports trainer after college ... Enjoys fishing in his free time ... Parents are Seth Malbrough and Stephanie Tep ... Has two siblings - Tony and Avery



DANNY CHAVEZ JR.

#19

6-0, 185, RHP, S/R
JUNIOR
SACRAMENTO CITY COLLEGE
SACRAMENTO, CALIF.

AT SAN JOSE STATE: In his first season with the Spartans

SACRAMENTO CITY COLLEGE: Played two seasons for coach Derek Sullivan ... Held a 3.12 career ERA with 50 strikeouts in 80.2 innings ... Appeared in nine games his freshman season ... Started 11 games and made 17 overall appearances in 2018 and finished with a 6-2 record ... Struck out 43 and averaged 5.78 strikeouts per nine innings while finishing with a 3.09 ERA in 2018.

HIGH SCHOOL: Played high school baseball at Grant High School in Sacramento.

GET TO KNOW DANNY: Majoring in sociology and plans on pursuing a career in law enforcement ... Son of Danny Chavez Sr. and Julisa Beltran ... Father, Danny, is the assistant baseball coach at Sacramento City College ... Has three siblings - Andrea, Alicia and Louis Chavez.



RICHARD KABASINSKIS

#23

6-1, 200, OF, R/R
FRESHMAN
FREEDOM HS
BRENTWOOD, CALIF.

AT SAN JOSE STATE: In his first season with the Spartans

HIGH SCHOOL: Two-sport athlete that excelled at both baseball and football at Freedom High School in Oakley, Calif. ... Picked up All-League honors for both sports ... As a senior, batted .392 with 18 stolen bases ... Made the USA Development Team in 2017 ... On the gridiron, made 114 tackles with six sacks and forced four fumbles as an All-League linebacker his senior season.

GET TO KNOW RICHARD: Plans on getting his degree in psychology with a minor in biology ... After college, he plans on furthering his education in grad school to pursue a medical career ... Enjoys hiking, listening to music and playing the piano in his spare time ... Father, Richard Kabasinskis, was an All-State linebacker at Independence High School.



BEN POLLACK

5-10, 179, LHP, L/L
FRESHMAN
BEYER HS
MODESTO, CALIF. #26

AT SAN JOSE STATE: In his first season with the Spartans

HIGH SCHOOL: Three-sport athlete at Beyer High School in Modesto, Calif. ... Played baseball, football and basketball all four years ... Led baseball to the their first section championship in school history ... Pitched in four of five games in the playoffs that season ... Made six appearances his senior season and went 4-1 with a 1.15 ERA ... Cal-High Sports All-State selection ... Was named Modesto Metro Conference MVP ... On the gridiron, holds the school record for rushing yards by a quarterback with 303 yards on 15 carries ... Named All-Academic MVP in all three sports

GET TO KNOW BEN: Plans on majoring in business/accounting with aspirations to be an accountant after college ... Enjoys surfing, playing video games and spending time with his friends in his free time ... A member of Pura Vida, organization that focuses on autism awareness



MITCHELL MILLER

#27 5-11, 172 RHP, R/R
JUNIOR
MERCED HS
MERCED, CALIF.

AT SAN JOSE STATE: In his first season with the Spartans

SACRAMENTO CITY COLLEGE: Played two seasons for coach Derek Sullivan ... Appeared in 11 total games over two seasons with a 2-1 record in 15.2 innings of work ... Averaged 8.62 strikeouts per nine innings and touted a 2.30 ERA

UC IRVINE: Spent one season at UC Irvine as a freshman in 2016 ... Touted a 2.60 ERA and a 3-0 record in 20 appearances ... Struck out 17 batters in 27.2 innings of work.

HIGH SCHOOL: Was voted the 2015 Central California Conference Pitcher of the Year ... Played three seasons of varsity baseball at Merced High School ... Received the team's Cy Young Award as a senior ... Named a 2014 First Team All-League member ... Held a 0.54 ERA and recorded 62 strikeouts in 51.2 innings



TOI MOYER

6-1, 233, C, L/R
JUNIOR #29
PHOENIX, ARIZ.
SOUTH MOUNTAIN CC

AT SAN JOSE STATE: In his first year with the Spartans

SOUTH MOUNTAIN COMMUNITY COLLEGE: Played in 51 career games for coach Todd Eastin ... Batted .308 with 23 RBI and three home runs ... Had a .390 OBS and and .542 SLG percentage

HIGH SCHOOL: Dual-sport athlete at Shadow Mountain High School in Phoenix, Ariz. ... Three-year letterman in baseball and two-year in football ... Batted .310 his senior season in 2015 with 26 RBI and seven doubles in 29 games.

GET TO KNOW TOI: Plans on majoring in business administration ... Wants to be a commercial pilot after graduation ... Enjoys listening to music, birdwatching, cooking and playing golf in his spare time ... Parents are Michael Moyer and Selena Loop ... Has two sisters - Caleigh Moyer and Phoebe Loop



JONATHAN CLARK

6-0, 204, RHP, R/R
FRESHMAN #30
MISSION HILLS HS
SAN MARCOS, CALIF.

AT SAN JOSE STATE: In his first season with the Spartans

HIGH SCHOOL: Two-year letterwinner at Mission Hills High School in San Marcos, Calif. ... Posted a 7-2 record on the mound with just 11 earned runs surrendered in 71 innings of work ... Named First Team All-Avocado East League and Second Team All-San Diego

GET TO KNOW JONATHAN: Plans on getting his degree in occupational therapy and works to work with special needs children after college ... Enjoys shooting photography in his free time ... Parents are Richard and Emmie Clark ... Has a brother, Jacob



JAMES SHIMASHITA

#31

5-9, 180, LHP/OF, L/L
FRESHMAN
JAMES MADISON HS
SAN DIEGO, CALIF.

AT SAN JOSE STATE: In his first season with the Spartans

HIGH SCHOOL: Played four years of baseball at James Madison High School in San Diego ... Batted .375 with 25 runs scored, 25 RBI, nine doubles and four triples his senior season ... Picked up First Team All-CIF San Diego Section and All-League Western League, First Team Cal-Hi Medium Schools selection ... 2018 San Diego Section All-Star ... Also played two years of soccer and scored six goals his senior year

GET TO KNOW JAMES: Plans on majoring Kinesiology and wants to be a physical therapist or athletic trainer ... Enjoys playing spikeball, soccer and video games in his free time ... Parents are John Shimashita and Renee Garza ... Has one sister, Marina Shimashita

NICK KNECHT

#35

6-2, 208, 1B, L/L
JUNIOR
JUNIPERO SERRA HS
SAN CARLOS, CALIF.

AT SAN JOSE STATE: In his first season with the Spartans

COLLEGE OF SAN MATEO: Led the Coast-Golden Gate Conference with nine home runs in 2018 ... Batted .266 with 35 RBI on 38 hits in 43 games played ... Named Second Team All-Conference

HIGH SCHOOL: Led Junipero Serra High School in San Mateo to the 2016 WCAL Championship ... Played two seasons of varsity baseball for coach Craig Gianninio ... Batted .221 in 51 career games

GET TO KNOW NICK: Plans on majoring in economics ... Parents are Herb and Dawn Knecht ... Has two brothers - Derick and Keith.



JACKSON ERTZ

#36 6-7, 236, RHP, L/R
FRESHMAN
MONTE VISTA HS
DANVILLE, CALIF.

AT SAN JOSE STATE: In his first season with the Spartans

HIGH SCHOOL: Two-sport athlete at Monte Vista High School in Danville, Calif. ... Was a three-time preseason All-American Honorable Mention by Perfect Game (2016-18) ... Led team to the 2017 NCS Championship with a 4-2 record and 2.50 ERA ... On the gridiron, he made one of the top-five longest catches in school history as a senior (77 yards).

GET TO KNOW JACKSON: Plans on majoring in business ... Wants to be a part of either a MLB or NFL front office after graduation ... Parents are Doug and Lisa Ertz ... Has three brothers - Zach, Shane and Nic ... Brother, Zach, is a two-time Pro Bowl tight end for the Philadelphia Eagles that helped lead the team to the Super Bowl LII Title.



CHANDLER GILES

#39 5-11, 194, RHP, R/R
FRESHMAN
KENNEDY HS
FREMONT, CALIF.

AT SAN JOSE STATE: In his first season with the Spartans

HIGH SCHOOL: Played three years of varsity baseball at Kennedy High School in Fremont, Calif. ... Had a 0.61 ERA his senior season with a 7-2 record in 15 appearances ... Finished his varsity career with a 1.70 ERA and 14-3 record with one save

GET TO KNOW CHANDLER: Parents are Chad and Charla Giles ... Has two siblings - Alyssa and CJ



SAMUEL LIANG

#40 5-10, 174, RHP/INF, R/R
FRESHMAN
MIRA MONTE HS
MORAGA, CALIF.

AT SAN JOSE STATE: In his first season with the Spartans

HIGH SCHOOL: Was named the Diablo Valley Athletic League in 2017 after leading Miramonte High School to a perfect 24-0 regular season record ... Was also named to the League First Team, was a NCS All-State selection and was named to the San Francisco Chronicle All-Metro team.

GET TO KNOW SAMUEL: Currently undecided on a major ... Plans to be an entrepreneur after college ... Parents are Alvin and Connie Liang ... Has two siblings - Christy and Justin



BLAKE BERRY

5-11, 206, INF/OF, L/R **#42**
JUNIOR
SANTA ROSA JC
PETALUMA, CALIF.

AT SAN JOSE STATE: In his first season with the Spartans

SANTA ROSA JUNIOR COLLEGE: Played two seasons for coach Damon Neidlinger ... As a freshman, batted .298 with 57 hits, 14 doubles, 26 RBI in 48 games ... As a sophomore, bumped his batting average up to .321 and tallied 51 hits, 12 doubles and 19 RBI in 40 games ... Drew 61 walks over both seasons ... Had 11 outfield assists last season.

HIGH SCHOOL: Played three years of varsity baseball at Casa Grande High School in Petaluma, Calif. ... Appeared in 27 games in his senior season batting .347 with 34 hits, 20 RBI and nine doubles ... Named to 2016 North Bay League First Team All-League Team.

GET TO KNOW BLAKE: Plans on majoring in communication ... Hopes to continue his baseball career after college ... Parents are Brian Forman and Jenn Berry ... Father, Brian, was a four-year baseball player at San Jose State ... Cousin, Andrew Rohrbach was a ninth round selection by the Colorado Rockies in the 2014 MLB Draft out of Long Beach State.



43 DREW WILLIAMS

6-1, 194, INF, L/R
SOPHOMORE #43
SAN BENITO HS
HOLLISTER, CALIF.

AT SAN JOSE STATE: In his first season with the Spartans

UNIVERSITY OF CALIFORNIA SANTA BARBARA: Played freshman season with the Gauchos ... Appeared in 36 games with 28 hits, 15 RBI and scored 16 runs ... Batted .304 and had a .396 OBP

HIGH SCHOOL: Four-years of varsity baseball at San Benito High School in Hollister, Calif. under coach Billy Avilas ... Named League MVP as a junior ... Led team to the league title in three of his four seasons ... In his final game of his high school career, went 3-for-3 with a double, home run and six RBI.

GET TO KNOW DREW: Plans on majoring in communication ... Parents are Thomas and Adrienne Williams ... Has two siblings - Dillon and Dayne Williams



MLB History

Year	Player	Round	Overall	Team	Position
2017	Josh Nashed*	19	582	Cleveland Indians	RHP
2017	Matt Brown*	27	816	San Francisco Giants	RHP
2013	D.J. Slaton	37	1118	Tampa Bay Rays	P
2012	Zach Jones*	4	130	Minnesota Twins	P
2012	Michael Aldrete	39	1200	St. Louis Cardinals	P
2011	Roberto Padilla*	8	258	Colorado Rockies	P
2011	Danny Stienstra	12	380	St. Louis Cardinals	1B
2011	Esteban Guzman	17	517	Washington Nationals	P
2011	Kerry Jenkins	38	1144	Arizona Diamondbacks	OF
2009	Kyle Bellows	4	125	Cleveland Indians	3B
2009	David Berner	14	431	Houston Astros	LHP
2009	Max Peterson	18	543	Oakland Athletics	LHP
2009	Trevor Gibson	25	751	Colorado Rockies	RHP
2009	Ryan Shopshire	32	970	Toronto Blue Jays	RHP
2007	Donato Giovanatto	33	1015	Los Angeles Angels	OF
2006	Brandon Dewing	16	488	Oakland Athletics	P
2006	Brandom Fromm	41	1221	Seattle Mariners	1B
2005	Anthony Contreras	9	282	San Francisco Giants	SS
2005	Travis Becketl	15	447	Colorado Rockies	OF
2005	Brad Kilby	29	881	Oakland Athletics	P
2004	Matt Durkin	2	44	New York Mets	P
2004	Kevin Frandsen	12	370	San Francisco Giants	2B
2004	Jose Amaya	38	1127	Cleveland Indians	P
2002	Adam Shorsher	6	175	San Diego Padres	C
2002	Don Gemmell	12	345	Cincinnati Reds	P
2002	Gabe Lopez	17	516	New York Yankees	IF
2002	Jahseam George	18	544	Cleveland Indians	P
2002	Hector Zamora	21	636	New York Yankees	3B
2002	Jeremy Rogelstad	33	989	Philadelphia Phillies	P
2001	Junior Ruiz	9	276	Cincinnati Reds	1B
2001	Matt Kauffman	13	400	Los Angeles Dodgers	P
2001	Chris Sherman	30	912	New York Mets	P
2001	John Fagan	33	986	Houston Astros	IF
2001	Brandon Macchi	34	1016	Houston Astros	OF
2000	Joey Baker	16	464	Kansas City Royals	P
2000	Chris Key	18	521	Florida Marlins	P
2000	Jeremy Rogelstad	18	546	Cleveland Indians	P
1999	Vince Lacorte	5	161	Anaheim Angels	P
1998	Javier Pamus	20	587	Kansas City Royals	P
1998	Tony James	20	595	Boston Red Sox	2B
1998	Mike Wright	22	670	Florida Marlins	C
1998	Casey Cheshier	39	1181	Atlanta Braves	3B
1998	Jajseam George	42	1265	Los Angeles Dodgers	P
1997	Javier Pamus	11	340	Houston Astros	P
1997	Jason Jimenez	28	864	Tampa Bay Devil Rays	P
1996	Jason Davis	30	886	Philadelphia Phillies	P
1994	Paul Pavicich	12	323	Minnesota Twins	P
1994	Dave Sick	34	937	California Angels	P
1993	Dave Zuniga	23	640	New York Mets	SS

* - Active at major or minor league level


DRAFT



Year	Player	Round	Overall	Team	Position
1993	Gerad Cowhorn	33	923	Cleveland Indians	3B
1992	Anthony Chavez	50	1392	California Angles	P
1991	Steve Anderson	23	595	New York Yankees	SS
1991	Mark Ringkamp	24	639	Texas Rangers	P
1991	Ken Henderson	60	1462	San Francisco Giants	OF
1990	Jeff Ball	12	322	Houston Astros	3B
1990	Eric Booker	27	723	Oakland Athletics	OF
1990	Dave Tellers	28	728	Pittsburgh Pirates	P
1989	Kevin Tannahill	19	493	Milwaukee Brewers	C
1988	Dan Archibald	14	362	Montreal Expos	P
1988	Eric Nelson	21	544	Montreal Expos	3B
1988	Paul Bacosa	62	1389	Atlanta Braves	P
1987	Anthony Telford	3	65	Baltimore Oriels	P
1987	Monte Brooks	24	613	San Diego Padres	OF
1986	Steve Ochoa	37	827	Philadelphia Phillies	OF
1985	Terrill Adams	12	291	Texas Rangers	P
1985	Steven Vasquez	14	354	Atlanta Braves	P
1984	Ken Caminiti	3	71	Houston Astros	3B
1984	Huck Hibberd	8	196	Texas Rangers	P
1984	Ron Rooker	16	399	St. Louis Cardinals	P
1984	Tom Krause	30	712	Seattle Mariners	SS
1983	Sam Rebiejo	10	249	New York Yankees	P
1983	Ed Bass	17	439	Kansas City Royals	P
1983	Huck Hibberd	8	196	Atlanta Braves	P
1983	John McLamon	20	515	Philadelphia Phillies	P
1981	Mark Langston	2	35	Seattle Mariners	P
1980	Mike Brown	7	176	California Angles	OF
1980	John Tillema	8	187	San Diego Padres	P
1979	Derek Bulcock	33	795	Minnesota Twins	SS
1979	Matt Maki	40	857	Cleveland Indians	P
1978	Richard Lane	10	237	New York Mets	C
1978	Rodney Kemp	10	255	Los Angeles Dodgers	OF
1978	Randy Johnson	11	263	New York Mets	SS
1978	Richard Rafael	25	605	Chicago Cubs	P
1978	Randy Rambis	26	620	Cleveland Indians	P
1976	Glenn Williams	17	396	Texas Rangers	OF
1975	Jeff Gingrich	10	226	Montreal Expos	P
1974	Mark Carroll	19	426	San Diego Padres	P
1973	Kris Sorenson	36	703	St. Louis Cardinals	P
1973	William Heigel	48	738	Kansas City Royals	OF
1972	Michael Rusk	11	254	New York Yankees	P
1972	Tim Day	12	283	San Francisco Giants	OF
1972	John Urzi	36	738	Kansas City Royals	2B-SS
1971	Larry Lintz	6	122	Montreal Expos	SS-2B
1971	Greg Marshall	7	147	Kansas City Royals	OF
1970	Thomas Corder	14	321	Los Angeles Dodgers	SS
1970	Gary Houston	4	72	Kansas City Royals	P
1969	Donals Kinzel	26	604	Philadelphia Phillies	2B
1969	Mike Popovec	30	710	Montreal Expos	C
1965	Gary Strom	46	742	New York Mets	p



2000 COLLEGE



WORLD SERIES



2000 San José State Spartans Baseball (41-24)

Tim Adinolfi, P
Joey Baker, P
Ryan Brucker, OF
Patrick Choate, P
Andy Cook, P
Rob Douglass, OF
Gabe Duran, IF
John Fagan, IF
Gary Ferraro, IF
Gilbert Fregoso, P
Dave Fuqua, P
Mike Gray, IF
Phil Hanson, P
Jamie Hiegel, IF
Matt Kauffman, P

Chris Key, P
Brandon Macchi, OF
Donovan Minero, OF
Steve Murphy, P
Scott Niheu, C
Gary Patchett, IF
Jeremy Rogelstad, P
Junior Ruiz, IF
Jared Sandler, P
Chris Sherman, P
Craig Shara, P
Adam Shorsher, C
Brian Stream, IF
Tony Tognetti, IF
Zack Zwissig, C

Sam Piraro,
Head Coach
Doug Thurman,
Assistant Coach
Dean Madsen,
Assistant Coach
Juan Batula,
Assistant Coach
Brian Forman,
Graduate Assistant

TM



TOURNAMENT

2002 San Jose State Spartans Baseball (45-17)

Ryan Adams, IF
 Ben Amiwerro, P
 Bryan Baker, IF
 Mark Bautista, C
 Travis Becktel, OF
 Jordan Bergstrom, IF
 Antwan Capla, OF
 Anthony Contreras, IF
 Andy Cook, P
 Nate Corrick, OF
 Mike Dorsa, P
 Matt Durkin, P
 Frank Esposito, P
 Sean Farrell, P
 Kevin Frandsen, IF
 Jack Galante, IF
 Don Gemmill, P
 Jahseam George, P
 David Guy, IF
 Anthony Jones, OF
 Jeff Kettman, IF
 Brad Kilby, OF
 Markum King, OF
 Ben Lewis, P

Gabe Lopez, IF
 Mike Malott, P
 Mickey Manzo, P
 Kayzell Milton, OF
 Casey Minister, P
 Scott Niheu, C
 Dino Quintero, OF
 Jeremy Rogelstad, P
 Luke Sargent, C
 Bob Saunders, IF
 Adam Shorsher, C
 Justin Styles, IF
 Jason Van Over, OF
 Hector Zamora, IF

Sam Piraro,
 Head Coach
 Doug Thurman,
 Assistant Coach
 Dean Madsen,
 Assistant Coach
 Robert Berns,
 Volunteer Assistant

Regional at Stanford, Calif.

6-3 loss vs. Long Beach State
 9-1 loss vs. Cal State Fullerton



1955 San Jose State Spartans Baseball (16-14)

Bill Anderson, 2B
 Stan Beasley, 2B
 Doug Boehner, P
 Bob Borghesani, P
 Dick Brady, 3B
 Al Cerruti, OF
 Jerry Clifford, C
 Bob Chrisco, P
 Bob Colombo, OF
 Reese Dick, P
 Tuck Halsey, OF/P
 Jim Johnson, P
 Ed King, 1B
 William Kline, P
 Bruce Little, OF
 Benny Pierce, P

Bill Rahming, SS
 Chuck Reynolds, OF
 Jack Richards, SS
 Richard Roza, OF
 Tony Teresa, OF
 Ron Walters, 1B
 Shruder Willet, C
 Dan Wilson, 3B

Walt Williams,
 Head Coach
 Wade Wilson,
 Assistant Coach
 Larry Matthews,
 Assistant Coach

District 8 Playoff

9-2 win vs. Pepperdine
 3-1 win vs. Fresno State
 9-4 loss vs. Fresno State
 5-1 loss vs. Fresno State

1971 San Jose State Spartans Baseball (30-14)™

Al Ariza, OF
 Gary Barnette, OF
 Mike Costanzo, SS
 Mike Cozzens, 2B
 Ron D'Acquisto, C
 Steve Davis, 2B
 Tim Day, C
 Terry Galyean, P
 Ron Guenther, 1B
 George Hightower, OF
 Dave Imwalle, P
 Pete Jensen, 2B
 Ken Jones, 1B
 Larry Lintz, SS
 Greg Marshall, OF
 Al Meza, P

Brian Nakamoto, 3B
 Rick Pitney, OF
 Mark Reeser, P
 Raleigh Rhodes, P/3B
 Mike Rusk, P
 Dennis Smith, OF
 Kris Sorensen, P
 Clyde Stevenson, OF

Gene Menges,
 Head Coach
 Bill Crozier,
 Assistant Coach

District 8 Playoff

5-0 loss vs. Santa Clara
 3-1 loss vs. Santa Clara



S

21

SPARTANS

SAN JOSE
GIANTS
BASEBALL CLUB

03

!

PARTAN

Awards and Honors





SPARTAN Honors

All-Americans

Ping! Baseball

2010

Zack Jones..... Freshman First Team

2009

Kyle Bellows..... Third Team

2008

Danny Stienstra..... Freshman Third Team

2007

Kyle Bellows..... Freshman Third Team

Louisville Slugger

2010

Zack Jones..... Freshman

2008

Danny Stienstra..... Freshman

2007

Kyle Bellows..... Freshman

2002

Matt Durkin Third Team

Matt Durkin Freshman First Team

Nate Corrick.. Freshman Honorable Mention

2001

Junior Ruiz..... Honorable Mention

Rivals.com

2008

Danny Stienstra.. Freshman Second Team

Collegiate Baseball

2003

Aaron Bates..... Freshman

2001

Junior Ruiz..... Honorable Mention

1993

Gerad Cawhorn Third Team

1990

Jeff Ball Third Team

National Collegiate Baseball

Writers Association

1998

Javier Pamus..... Second Team

Baseball America

1998

Javier Pamus..... First Team

1993

Gerad Cawhorn Third Team

1987

Anthony Telford First Team

Carnation

1985

Anthony Telford Freshman First Team

The Sporting News

1984

Ken Caminiti Second Team

1981

Mark Langston..... Second Team

CoSIDA Academic All-America

1989

Donnie Rea Second Team

Kevin Tannahill Second Team

1983

Dana Corey Third Team

1978

Randy Johnson..... First Team

Mountain West Conference

All-MW

2018

Andrew Mitchel..... First Team

Brett Bautista..... First Team

Shane Timmons Second Team

Fineas Del Bonta-Smith..... Second Team

2017

Shane Timmons, OF..... Second Team



Shane Timmons
2015-2018

2016

Dillan Smith, OF Second Team

2015

Ozzy Braff, 2B Second Team

2014

Kalei Contrades, SP Second Team

Pitcher of the Year

Andrew Mitchel.....2018

All-Tournament Team

Andrew Mitchel.....2018

David Campbell.....2018

Western Athletic Conference

Coach of the Year

Sam Piraro 1997, 2000, 2008, 2009

Player of the Year

Junior Ruiz.....2000

Pitcher of the Year

Ryan Shopshire2009

Freshman of the Year

Zack Jones.....2010

Junior Ruiz.....1999

All-WAC

2011

Roberto Padilla, SP..... First Team

Danny Stienstra, 1B..... First Team

Esteban Guzman, SP..... Second Team

Craig Hertler, OF..... Second Team

2010

Blake McFarland, SP..... First Team

Corey Valine, 3B/UTL First Team

2009

Kyle Bellows, SS..... First Team

David Berner, SP..... First Team

Ryan Shopshire, SP..... First Team

Jason Martin, OF..... Second Team

Corey Valine, 3B..... Second Team

2008

Max Peterson, SP Second Team

2007

Kyle Bellows, SS..... Second Team



Donato Giovanatto, OF.....Second Team
 Marcus McKimmy, 2B.....Second Team

2006

Ryan Angel, UT.....Second Team
 Branden Dewing, SP.....Second Team

2005

Anthony Contreras, SS..... First Team
 Travis Becktel, OF.....Second Team
 Nate Corrick, OF.....Second Team
 Brad Kilby, SP.....Second Team

2004

Kevin Frandsen, UTL..... First Team
 Brad Kilby, RP..... First Team

2003

Matt Durkin, SP..... First Team
 Aaron Bates, DH.....Second Team

2002

Gabe Lopez, 2B..... First Team
 Adam Shorsher, C..... First Team
 Dino Quintero, OF..... First Team
 Hector Zamora, DH..... First Team
 Nate Corrick, OF.....Second Team
 Matt Durkin, SP.....Second Team
 Kevin Frandsen, 3B.....Second Team
 Jahseam George, SP.....Second Team

2001

Gabe Lopez, 2B..... First Team
 Junior Ruiz, OF.....Second Team
 Chris Sherman, SP.....Second Team

2000

Junior Ruiz, OF..... First Team
 Tim Adinolfi, RP.....Second Team
 John Fagan, 1B.....Second Team
 Chris Key, SP.....Second Team
 Adam Shorsher, C.....Second Team
 Tony Tognetti, 3B.....Second Team

1998

Javier Pamus, P..... First Team

1997

Robert Berns, 1B.....Second Team
 Tony James, 2B.....Second Team
 Ryan McDermott, RP.....Second Team

All-Tournament Team

2010

Karson Klauer.....INF
 Blake McFarland..... SP

2009

Kyle Bellows.....INF

2007

Ryan Angel.....UTL
 Kyle Bellows.....INF

Hitter of the Week

2010

Karson Klauer..... Mar. 15

2009

Kyle Bellows..... Mar. 9
 Jacob Bruns..... Mar. 23
 Kyle Bellows..... May 11

2008

Danny Stienstra..... Apr. 14

2007

Kyle Bellows..... Feb. 26
 Marcus McKimmy..... May 14
 Chris Balatico..... May 21

2005

Brandon Fromm.....Feb. 7
 Travis Becktel..... Feb. 14
 Anthony Contreras..... May 1

Pitcher of the Week

2011

Roberto Padilla..... Feb. 21
 Esteban Guzman.....Apr. 4

2009

David Berner..... Feb. 23
 Ryan Shopshire..... Apr. 27

2008

Ryan Shopshire.....Apr. 7
 Max Peterson..... May 19

2007

Josh Amberson.....Apr. 9

2005

Branden Dewing.....Mar. 21
 Brad Kilby..... Mar. 28
 Branden Dewing.....April 11
 Matt Winck..... May 23

Preseason All-WAC

2011

Zack Jones..... RP
 Blake McFarland (Pitcher of the Year)... SP

2010

Jason Martin.....OF
 Corey Valine..... 3B

2009

Max Peterson..... SP

2007

Ryan Angel.....OF

2006

Ryan Angel.....OF
 Branden Dewing..... SP

2005

Corey Cabral..... SP

2004

Jose Amaya..... RP
 Matt Durkin..... SP
 Kevin Frandsen..... 3B

2003

Matt Durkin..... SP

Mountain West Scholar Athlete

Awards

2017-18

David Campbell..... Wesley Clawson
 Jack Colette..... Travis Sanders

2016-17

Cameron Keup..... Jack Veasey

2015-16

Jack Veasey

2014-15

Jack Veasey



David Campbell
 2015-2018

2013-14

Mike Simonini..... Jack Veasey



Stan Bates Award
(Awarded to the WAC's Scholar-Athlete of the Year for any sport since 1981)

Corey Cabral2007

Academic All-MW
2018

David Campbell.....Santiago Cantu
Wesley ClawsonFinn Del Bonta-Smith
Cameron Keup.....Connor Konishi
Kyle MorrisonBrandon Ross
Zach WallaceJustin Watland

2017

Joseph BalfourJustin Beck
Kyle BlakemanMichael Breen
David Campbell.....Graham Gomez
Cameron Keup.....Kyle Morrison
Josh NashedJack Veasey
Zach Wallace

2016

Justin BeckJosh Nashed
Ozzy BraffDillan Smith
Michael BreenZach Tanner
David Campbell.....Hunter Tidwell
Brendt Citta.....Zach Wallace
Graham Gomez

2015

Brett Bautista.....Josh Nashed
Michael BreenCorey Olivet
Jonathan Hernandez.....Tyler Olivet
Andre MercurioDillan Smith
Kyle MorrisonHilario Tovar

2014

Matt Carroll.....Johnny Melero
James Glawe.....Andre Mercurio
Logan HandzlikMike Simonini

Academic All-WAC

2012

Anthony Bona.....Michael Gerlach
Tim Quiery

2011

Anthony Bona.....Blake McFarland
Michael DiRoccoJason Martin
Andy Hennessey**Tim Quiery**
Jerry Jenkins.....Danny Stienstra

2010

Andy HennesseyBlake McFarland

Kerry Jenkins**Tim Quiery**
Karson Klauer.....Danny Stienstra
Sean MartinCorey Valine

2009

Jack AdamsKarson Klauer
Kyle Bellows.....Jason Martin
Anthony Bona.....Danny Stienstra
Tyler HeilCorey Valine
Craig HertlerAnthony Vega

2008

Jack AdamsScott Sobczak
Craig HertlerDanny Stienstra
Karson KlauerCorey Valine
Jason Martin

2007

Josh Amberson.....Karson Klauer
Corey CabralMarcus McKimmy
Greg FyfeJustin Santich-Hughes
Donato GiovanattoScott Sobczak

2006

Josh Amberson.....Justin Santich-Hughes
Greg FyfeSteve Jones

2004

Mark BautistaScott Niheu
Corey Cabral

2003

Corey Cabral

2002

Travis Becktel

2000

Tony Tognetti

Big West Conference

Player of the Year

Gerad Cawhorn, 3B1993

All-BWC

1996

Robert Berns, 1BSecond Team
Jason Davis, P.....Second Team
Patrick Walsh, 2B.....Second Team
Eric Stevens, OFHonorable Mention

1994

Tim Gavello, 1B.....First Team
Dave Sick, P.....First Team
Eric Pitt, DHSecond Team
Laverne Thomas, OF .Honorable Mention

1993

Gerad Cawhorn, 3BFirst Team
David Zuniga, SS.....First Team
Joey Chavez, PSecond Team
Eric Pitt, 1BSecond Team
Dave Sick, P.....Second Team
Richard Smith, P.....Second Team

1992

Jason Bugg, OFSecond Team
Anthony Chavez, PSecond Team
Kraig Constantino, UTSecond Team
Dave Sick, P.....Honorable Mention
David Zuniga, SS.....Honorable Mention

1991

Chris Martin, PSecond Team
Ken Henderson, OF...Honorable Mention
Mark Ringkamp, PHonorable Mention

1990

Eric Booker, OFFirst Team
Mark Ringkamp, PSecond Team
Dave Tellers, PSecond Team
Jeff Ball, 3BHonorable Mention

1989

Eric Booker, OFSecond Team
Donnie Rea, PSecond Team
Dave Tellers, PSecond Team

Academic All-BWC

1996

John AlciatiGeoff Fessenden

1995

Geoff FessendenDavid Schultz

1994

Gene BowerDave Sick

Pacific Coast Athletic Association

All-PCAA

1988

Dan Archibald, PFirst Team
Eric Nelson, 3BFirst Team
Greg Banda, 3B.....Honorable Mention

1987

Anthony Telford, P.....First Team
Dan Archibald, PHonorable Mention

1986

Anthony Telford, P.....Second Team

1985

Steve Ochoa, OF.....First Team
Anthony Telford, P.....First Team
Earl Boles, OF.....Second Team



Northern California Baseball Association

Coach of the Year

Gene Menges.....1978, 1979

All-NCBA

1984

Ken Caminiti, 3B.....Second Team
Steve Olson, P.....Second Team
Tom Krause, SS.....Honorable Mention

1983

Steve Friend, C.....Second Team
Al Gallo, OF.....Second Team
Tom Krause, SS.....Second Team
John McLarnan, P.....Second Team

1982

Gene Robinson, DH.....First Team

1981

Stan Jones, OF.....First Team
Al Gallo, 3B.....Second Team
Mil Pompa, P.....Honorable Mention
Ed Rettagliata, SS.....Honorable Mention

1980

Mike Brown, OF.....First Team
Mark Langston, P.....First Team
Jay Brazil, P.....Honorable Mention
Chris Gallego, 2B.....Honorable Mention

1979

Dave Nobles, P.....First Team
Chris Pedretti, 2B.....First Team
Brian Stuckey, OF.....First Team
Jay Brazil, P.....Second Team
Greg Robles, 1B.....Honorable Mention

1978

Tony Biondi, OF.....First Team
Russ Hayslip.....First Team
Randy Johnson, SS.....First Team
Rick Lane, C.....First Team
Randy Raphael, P.....First Team
Rod Kemp, OF.....Honorable Mention

1977

Steve Bell, OF.....First Team
Rich Guardino, 2B.....Second Team
Chris Codiroli, P.....Honorable Mention
Steve Friar, P.....Honorable Mention
Jay Peryam, 1B.....Honorable Mention

Pacific Coast Athletic Association

All-PCAA

1976

Rich Guardino, OF.....Second Team

1975

Jeff Gingrich, P.....First Team
Tom Henningson, 2B.....First Team
Steve Gordon-Forbes, P.....Second Team

1974

Dennis Smith, OF.....Second Team
Steve Macchi, DH.....Second Team

1973

Rob Brassea, SS.....First Team
Jeff Gingrich, P.....First Team
Mark Kettman, 2B.....First Team
Bill Hiegel, C.....Second Team
Kris Sorensen, P.....Second Team

1972

Al Ariza, OF.....First Team
John Urzi, SS.....First Team
Dennis Smith, OF.....Second Team

1971

Al Ariza, OF.....First Team
Larry Lintz, SS.....First Team
Greg Marshall, OF.....First Team
Brian Nakamoto, 3B.....First Team
Mike Rusk, P.....First Team

1970

Al Ariza, OF.....First Team
Tom Corder, OF.....Second Team
Gary Cunningham, OF.....Second Team
Jay Fike, P.....Second Team

College Baseball Foundation Awards

National All-Star Lineup

2009

Ryan Shopshire.....Apr. 28
Sam Piraro.....Mar. 23
Kyle Bellows.....May 12
Kyle Bellows.....Mar. 10
David Berner.....Mar. 3

National Honor Roll

2007

Scott Sobczak.....Apr. 3
Kyle Bellows.....Feb. 27

Other Awards

CoSIDA/Capital One Academic

All-District VIII Baseball First Team

Danny Stienstra.....2010-11
Jason Martin.....2009-10
Karson Klauer.....2008-09
Scott Sobczak.....2008-09
Karson Klauer.....2007-08

ABCA/Rawlings West All-Region

Andrew Mitchel (Second Team).....2018
Danny Stienstra.....2011
Kyle Bellows (Second Team).....2009
Matt Durkin.....2002

River City Classic All-Tournament Team

John Shaffer.....2008
Danny Stienstra.....2008

RecruitingCloser.com

National Pitcher of the Week

David Berner (Feb. 22).....2009

CollegeBaseballInsider.com

West Region Player of the Week

Kyle Bellows (May 12).....2009

Collegiate Baseball Louisville Slugger

National Players of the Week

Kyle Bellows (May 11).....2009
Matt Durkin (Mar. 10).....2003

Team Awards (Since 2006)

Most Valuable Player

Danny Stienstra.....2011
Kyle Bellows.....2009
Ryan Angel.....2006

Outstanding Pitcher

Esteban Guzman.....2011
Blake McFarland.....2010
David Berner.....2009
Scott Sobczak.....2008
Scott Sobczak.....2007
Branden Dewing.....2006

Rookie of the Year

Zack Jones.....2010
Anthony Bona.....2009
Danny Stienstra.....2008
Kyle Bellows.....2007

Most Improved



Craig Hertler2011
Tim Quiery 2010
 Jacob Bruns2009
 Anthony Vega2008
 Chris Balatico2007
 Tim Jimenez2006

Outstanding Teammate/Leader
 Corey Cabral, Chris Williammee2006

Mr. Versatility

John Shaffer.....2009

Leona Menges Award

Tyler Heil2009

Most Inspirational Player

John Austin.....2011
 Anthony Aguilera2009
 Brian Yocke.....2007

Coaches' Award

Corey Valine.....2010
 Anthony Vega2009
 Jason Martin.....2008
 Brody Massman, Kyle Bellows.....2007
 David Pierson, Matt Winck2006

Spartan Award

Jason Martin.....2011
 Jason Martin.....2010
 Jason Martin.....2009
 Sonny Garza2008
 Corey Cabral2007
 Nick Epidendio2006

Big Stick Award

Corey Valine.....2009
 Donato Giovanatto2007

Golden Glove

Nick Borg2011
 Karson Klauer2010
 Kyle Bellows.....2008
 Justin Santich-Hughes.....2007
 David Pierson2006

Scholar-Athlete

Karson Klauer2008
 Marcus McKimmy2007
 Steve Jones2006

Gabe Lopez Award

Corey Cabral.....2007

Distinguished Career

Ryan Angel.....2007







ALL-TIME Letterwinners

A

Raymond Abernathy.....	1935-36
Ricky Acosta.....	2012-13
Jack Adams.....	2008-09
Ryan Adams.....	2001-02
Terry Adams.....	1984-85
Bill Adamson.....	1976
Dan Addiego.....	1978-79
Tim Adinolfi.....	1999-2001
Ben Agatep.....	2006
Anthony Aguilera.....	2008-09
Desmond Aguirre.....	1995-96
Gary Alcares.....	1977
John Alciati.....	1995-96
Mike Alciati.....	1998-99
Mike Aldrete.....	2012
Lou Ales.....	1939
David Alexander.....	1991
John Allen.....	1939-41
Jose Amaya.....	2003-04
Josh Amberson.....	2006-07
Bill Anderson.....	1953-54
Bob Anderson.....	1985-86
Brian Anderson.....	1982
Paul Anderson.....	1988-91
Rich Anderson.....	1987
Steve Anderson.....	1988-91
Steve Andrade.....	1975
Rob Andrakin.....	1990-92
Ryan Angel.....	2004-07
Dan Archibald.....	1987-88
Arden Ardaiz.....	1943
Bill Ardis.....	1965
Al Ariza.....	1970-72
Dom Ascani.....	1962
Steve Ashley.....	1996-97
John Austin.....	2010-11

B

Larry Bachiu.....	1960
Al Bacosa.....	1985-88
Alan Bailey.....	1977
Dan Bajitos.....	1983-84
Bryan Baker.....	2002
Jeff Baker.....	1997-98

Jerry Baker.....	1959
Joey Baker.....	1998-00
Warren Baker.....	1991
Chris Balatico.....	2006-07
Joseph Balfour.....	2017
Jeff Ball.....	1990
Greg Banda.....	1987-88
Kevin Barbieri.....	1974
Gary Barnette.....	1969-72
Ed Bass.....	1983
Aaron Bates.....	2003
Andy Baumgardner.....	1955-56
Brett Bautista.....	2014-16, 18
Mark Bautista.....	2002-04
Gary Bayer.....	1975-76
Louis Bayol.....	1976-77
Stan Beasley.....	1955-56
Justin Beck.....	2016-17
Travis Becktel.....	2002, 04-05
Chuck Behnke.....	1973
Steve Bell.....	1977
Jeff Beller.....	1985
Kyle Bellows.....	2007-09
Gil Bennett.....	1941
Ken Benson.....	1972-73
Bill Bentley.....	1989-90
Steve Berglund.....	1978-79
Jordan Bergstrom.....	2002
David Berner.....	2008-09
Robert Berns.....	1996-97
Jackson Berumen.....	2014
John Bessa.....	1967
Tony Biondi.....	1977-78
Gilbert Bishop.....	1932-36
Steve Bittick.....	1989
Kyle Blakeman.....	2017
Joe Blass.....	1988
Lefty Blethen.....	1933-35
William Bloodgood.....	1963-64
Dave Bobb.....	1957
Doug Boehner.....	1952-55
Jason Boesch.....	1994-95
Guin Boggs.....	1963
Lewis Boitano.....	1941
Earl Boles.....	1985-86

Anthony Bona.....	2009-12
Joe Bonfiglio.....	1951-52
Steve Bonomo.....	1997
Eric Booker.....	1989-90
Nick Borg.....	2010-11
Greg Borgerson.....	1989-90
Bob Borghesani.....	1955-56
Kenneth Bosacci.....	1940
Bill Bourgaize.....	1969
Gene Bower.....	1991-94
Jim Bowles.....	1985-88
Joe Bowman.....	1936
T.J. Boyle.....	1979
John Bracken.....	1988-89
Drew Bradshaw.....	2010, 2013
Dick Brady.....	1952-55
Ozzy Braff.....	2015-16
Tom Brandi.....	1965-67
Rob Brassea.....	1973-74
Jay Brazil.....	1979-80
Shane Brechmann.....	2005
Michael Breen.....	2015-17
John Bridgeman.....	1976-77
Monte Brooks.....	1986-87
Craig Broussard.....	2010
Bobby Brown.....	1990
Jerome Brown.....	1945
Joe Brown.....	1928
Krik Brown.....	1975-76
Matt Brown.....	1990
Matt Brown.....	2015-17
Michael Brown.....	1980
Dylan Bruck.....	2007
Ryan Brucker.....	1998-01
Jacob Bruns.....	2009
Jason Bugg.....	1991-92
Mitch Buich.....	1980
Derek Bulcock.....	1979
Chris Bundrum.....	1988-89
Tom Burch.....	1950
Bob Burrill.....	1967
Jack Burtner.....	1947-48
Rick Buschini.....	1963

C

Russell Cabot.....	1926
Corey Cabral.....	2003-04, 07
Tevin Cadola.....	2018
Clarence Camara.....	1951-53



Ken Caminiti.....1983-84
 David Campbell.....2015-18
 Kent Campbell.....1989
 Raul Campos.....2005-06
 Chuck Camuso.....1957
 Breyon Canez.....2010
Santiago Cantu.....2018
 John Capuzelo.....1985-86
 Robert Cardona.....1980
 Shane Carley.....1993
 Bary Carlson.....1968
 A. Carmichael.....1926-27
 Arthur Carpenter.....1937-39
 Lester Carpenter.....1935-37
 Steve Carrieri.....1997-98
 Michael Carrigg.....1993-94
 Mark Carroll.....1972-74
 Matt Carroll.....2013-14
 Steve Casaleggio.....1929
 Jim Cassingham.....1944
 Ramon Castillo.....1988
 Jack Cathcart.....1954
 Gerad Cawhorn.....1992-93
 Vincent Cerro.....1943
 Al Cerruti.....1955
 Jeffrey Chandler.....1995-96
 Brian Chase.....2006
 Anthony Chavez.....1991-92
 Joey Chavez.....1992-93
 Steve Chell.....1961-62
 Casey Cheshier.....1998
 Jeff Cheshier.....1986
 George Chiotellis.....1991-94
 Matt Christian.....1987
 Tyler Christian.....2011-12
 Don Christiansen.....1958-59
 Joe Chutuk.....1998
 Brendt Citta.....2016
 Elwood Clark.....1943
 Phil Clark.....1944-45
Wesley Clawson.....2018
 Homer Cleary.....1925-26
 Ralph Cleland.....1951-53
 Jerry Clifford.....1955-57
 Steve Clinton.....1983
 James Coalter.....1953-54
 Andy Coan.....1988-89
 Kelly Coan.....1988-89
 Chris Codioli.....1977

Jim Collins.....1951-52
 Angelo Colombo.....1942
 Wilbur Concklin.....1948-50
 Kraig Constantino.....1992
 Kalei Contrades.....2012-15
 Anthony Contreras.....2003-05
 Terry Conway.....1985-86
 Andy Cook.....2001-02
 Christian Cooper.....1997-98
 Theodore Corbella.....1934
 Tom Corder.....1969-70
 Eric Cordua.....1988
 Dana Corey.....1982-83
 Nate Corrick.....2002-05
 Mike Costanzo.....1971-72
 Ted Coutts.....1959
 Frank Covello.....1930-32
 Mike Cozzens.....1971
 Jeff Crace.....1983-84
 Cliff Craig.....1949
 Jim Craig.....1957
 William Crawford.....1937
 Ray Cressio.....1940-41
 Rod Christianson.....1967-68
 P. Critser.....1927-28
 Norman Crowell.....1944
 Bill Crozier.....1969
 Patrick Cruzen.....1980
 Joe Cucchiara.....1983
 Gary Cunningham.....1969-70
 Jackson Cunningham.....2017
 Tim Cunningham.....1972-73
D
 Sheldon Daquioag.....2013-14
 Ron D'aquisto.....1970-71
 Rod Daniels.....1980-81
 Joe Darretta.....1979
 Don Davenport.....1979-80
 Darin Davis.....1988-89
 Glen Davis.....1950-51
 Jason Davis.....1996
 Kenny Davis.....1990
 Steve Davis.....1971
 Bill Dawson.....1962-63
 Tim Day.....1971-72
 Alec de Watteville.....2014-15
 Harry Deeths.....1956
Fineas Del Bonta-Smith.....2018

Harvey Delbuono.....1952
 John Dellinger.....1989
 Mark Demsky.....1989
 Phil Denevi.....1948-49
 Pete D'errico.....1989-92
 Carroll Deselle.....1929-33
 Ervin Deselle.....1931-34
 Mike Desroches.....1994-95
 Branden Dewing.....2003-06
 Reese Dick.....1955
 Fred Dipietro.....1974
 Michael DiRocco.....2011
 Dave Doak.....1961-63
 Rick Dominguez.....1980-82
 William Donnelly.....1941
 Gary Dorsey.....1986
 Mike Dotson.....1991-92
 Rob Douglass.....1997-00
 Mark Dover.....1987
 Jason Drotar.....1990-91
 Don Dryden.....1989
 Roy Duarte.....1947
 Wayne Duarte.....1980
 Pat Duggant.....1964-66
 Todd Duncan.....1996-99
 Bill Duran.....1940, 43-44
 Matt Durkin.....2002-04
 David Dzierski.....1991
E
 Tom Elliott.....1972-73
 Butch Enkoji.....1964-65
 Mike Enright.....1981
 Nick Epidendio.....2005-06
 Phil Ertl.....1962
 Bernie Escalante.....1991
 Rudy Escalante.....1983-84
 Bill Espino.....1974-76
 Frank Esposito.....2002
F
 Mark Fabro.....1977-78
 John Fagan.....2000-01
 Jack Fancher.....1940-41
 Justin Farias.....1996-97
 Pete Fazio.....1952
 Steve Ferguson.....1977
 Tyler Fernandes.....2004
 Ozzie Fernandez.....1988-90



Gary Ferraro.....	2000	David Gigliotti.....	1966	Charles Havel	1990-91
Charles Ferrell	1926	Dean Giles	1949-51	Verde Hawlie	1928
Matteo Ferrigno	1985	Jeff Gingrich	1972-75	Ernie Hayden.....	1978-79
Geoff Fessenden	1995	Donato Giovanatto	2006-07	Russ Hayslip.....	1978-79
Rod Fielder.....	1951	Richard Givens.....	1976-77	Rich Hazell.....	1981-82
Jay Fike	1968-70	Bob Glaves	1951-52	Mike Hazelhoffer.....	1969-70
Sam Filice.....	1931-34	James Glawe.....	2013-14	Tyler Heil	2009
Ed Fischer	1970	Josh Goldberg	2015-18	Jim Hemeon	1976-77
Brian Fisher	1987	Frank Gomez	1987	Ken Henderson.....	1988-91
Carl Fisher.....	1962-63	Graham Gomez	2016-17	Doug Hendrickson.....	1989-92
Dale Fisher	1949	John Gonsalves	1982	Andrew Hennessey.....	2010-11
Daniel Fitch.....	2005	Manuel Gonzales	1986	Brandon Hennessey	2005-07
Mike Fleming	1989	Michael Gonzales	1989-90	Jon Hennig.....	1969-70
Rich Fonzena.....	1970	Steve Gordon-Forbes.....	1973-75	Tom Henningson	1975-76
Brian Forman.....	1995-98	Richard Gorow	1944	Jonathan Hernandez.....	2014-16
Jaiden France.....	2017	Jack Gottschang.....	1942-43	Tony Hernandez.....	1965-67
Kevin Frandsen.....	2001-04	Dan Graham	1985-86	Craig Hertler	2008-11
Mike Freeman	1978	Leon Gray	1981	Scott Hertler	1982
Steve Friar.....	1974-77	Mike Gray.....	2000	Dennis Hess	1976
Steve Friend.....	1982-83	Dwayne Graybill.....	1983-84	Jeff Hetherington	1988
Ronald Fritsch	1986	Rich Green.....	1963	Dan Hewitt.....	1987-88
Ben Frizzie	1939-41	Brian Greene.....	1998-99	Huck Hibberd.....	1983-84
Brandon Fromm.....	2004-06	Tyler Greene	2009	Bill Hiegel	1973
Dave Fuqua.....	2000-01	Kurt Griesemer	1984-85	Jamie Hiegel.....	2000-01
Norman Fujiwara	1995	James Griffith.....	1930	George Hightower	1970-71
Greg Fyfe	2006-07	Dennis Grist	1969-70	Steve Hinckley	1971-74
G		Bob Grover.....	1970	Don Hodgen.....	1956-57
Bob Gadsby	1957	Rich Guardino	1975-77	Brian Hoffman.....	1985-86
Tommy Gale	2008-09	Chris Guenther	1969-71	Richard Holden.....	1959-60
Chris Gallego.....	1979-80	Jerry Guibor.....	1962	Ted Holmes.....	1945
Kyle Gallegos.....	2012, 2014	Howard Gurich	1940	Jon Holmquist	1959-60
Al Gallo	1981-83	Joel Guthrie	1961	George Honore.....	1928
John Galvan.....	1960-61	Esteban Guzman.....	2010-12	Lou Holt	1983-84
Terry Galyean	1971	John Guzman.....	1975-76	Oscar Hopper	1972-73
Louis Gambello	1954	H		W. Horstman.....	1933
Elbert Garcia.....	1937-38	Gordon Hague.....	1934-35	Pete Hoskins.....	1967
Jeff Garrett	1993-94	Harry Haley	1957-58	Gary Houston.....	1970
Pat Garvey.....	1966-67	Sam Hall	2005-06	James Howard	1981
Sonny Garza	2007-08	Ed Hallberg	1951-52	Bob Huck	1944-45
Milton Gates	1931-32	Hayward Halsey	1955-57	Herbert Hudson	1936
Time Gavello.....	1993-94	Logan Handzlik	2014, 16	Wade Huebsch	1989-90
Danny Gemmay	2004	George Haney.....	1937-38	Terry Hughes	1968-69
Donald Gemmell	2002	Jason Hanf.....	1989-90	Ed Hunt	1940-41
Cecil George.....	1930-31	Phil Hanson.....	2000	Harold Hurlbert.....	1964
Jahseam George	2001-02	Harry Hardiman.....	1932-36	Tom Hutler	1987
Michael Gerlach	2012-13	Mike Haruff	1986-87	I	
Gary Ghindinelli	1970-72	Kyle Hassna.....	2012-13	Bill Inderbitzen	1959-60
Trevor Gibson.....	2009	Swell Hatcher	1928	Dave Imwalle.....	1971-72



Mike Irvin..... 1989
Dave Ius..... 1974-75

J

Craig Jacobs 1990-91
Ray Jacobus 1949-51
Mickey Jackson..... 1979
Tony James 1997-98
Will James..... 1983
Kerry Jenkins 2010-11
Dave Jennings 1991-92
Pete Jensen..... 1972
Jason Jimenez..... 1997
Tim Jimenez 2005
Carter Johnson 2015
Elmer Johnson 1925-28
Harvey Johnson 1957
James Johnson..... 1956
Randy Johnson..... 1977-78
Richard Johnson 1936
Richie Johnson 2010
Ryan Johnson..... 1996
Walter Johnson..... 1950-51
James Johnston 1973
Ken Jones 1972
Kevin Jones 1980-81
Stan Jones 1980-81
Steve Jones 2005-06
William Jones 1930
Zack Jones..... 2010-12
Dave Jost 1975
William Jung..... 1930
John Jurivich 1960-61,
1963.....

K

Jason Kafka 2012-13
Dan Kakelday 1979
Jack Kakuuchi 1947
Matt Kauffman..... 2000-02
Ronald Kauffman 1953-54
Charles Kelley..... 1943
Rod Kemp..... 1978
Mark Kettman 1972-74
Cameron Keup 2017-18
Chris Key 1999-00
Jim Kilburg 1970
Brad Kilby 2003-05
Edward King..... 1955-57

Markum King..... 2002
Don Kinzel..... 1969
Karson Klauer 2007-10
Wesley Klemm 1934
Bill Klindel 1955
Ralph Kling..... 1947-48
Jeff Knopf 1985-88
Chirs Kokaly 1995-96
Hal Kolstadl..... 1956-57
Ron Kolstad 1981-82

Connor Konishi 2018

Mike Kostainsek 1991-92
Bob Krail..... 1957-59
Tom Krause 1983-84
Wayne Krouskup..... 1946-47
Turtle Kuhaulua..... 2015

L

Clay Laing..... 1928
Josh Lansford 2004
Dick Lane 1977-78
Rick Lane..... 1977-78
Mark Langston..... 1979-81
Joe Lantagne..... 1931-32
M. Lanyon 1927-28
Mark Larson 1976-78
Chris Lasaca 1986-87
Vince Latham 1987
Jon Lauderdale..... 1997-98
Jon Lavine 1991-94
Bill Leach..... 1958-59
Milford Leal 1953-54
Eric LeBaron..... 2011
Angelo Leber 1993-94
Rich Ledeit 1995-96
Emmett Lee 1959-60
Henry Leibrandt..... 1934
Joséph Lenhart..... 1953
Frank Leonard 1979
Scott Lewis 1997-98
Ron Linderman..... 1962-64
Al Lindner 1933-35
Fred Lindsay 1941, 46
Larry Lintz..... 1970-71
Brian Liquori..... 1990-91
Aaron Loewenthal..... 2006-07
Israel Long..... 1995-96
Jim Long 1958-59
Donald Lopes..... 1947-50

Gabe Lopez..... 2001-02
Matt Lopez 2012-14
Ed Louden 1944-45
Randy Luckman 1981
Steve Lujan 1977-78
Fred Luke 1967
Dane Lund..... 2013
Tony Lupina 1974-75
James Luque 1936-38
John Lyon..... 1965-66

M

Brandon Macchi..... 1999-2000
Steve Macchi 1973-74
Tom Maclachan 1969-70
Gary Maddocks 1975
Dean Madsen..... 1992-93
Michael Maehl 2008
Richard Main 1934-37
David Maine 1988
Matt Maki 1979
Al Malato..... 1947
Mike Malott..... 2001-02
Cornelius Maloney 1947-48, 51
Tom Maloney 1927-28
Milton Manoukian..... 1952
Jack Marcipan 1946-48
Russell Margallati..... 1935
Greg Marshall..... 1971
Tom Marshall..... 1933
Chris Martin 1989-91
Jason Martin..... 2008-11
Pat Martin..... 1974
Sean Martin 2010, 2012
Danny Martinez..... 1983-84
Larry Martinez..... 1988-89
Ruben Martinez..... 2003-04
Tony Martinez 1936-38
Paul Mason 1984
Brody Massman..... 2006-07
Ron Matkins..... 1989
Jack Maughmer..... 1944
Joe Mauro..... 1982-83
Dan Mays..... 1973-74
Robert Maytorena 1961
Greg Mazeris 1975
Luke Mazzanti 2009-10
Dave McCarty..... 1949-50
Doug McChesney 1959-61
Harold McCray..... 1988



Jim McCurdy..... 1927-28
 Dennis McDaid..... 1965 (Manager)
 Ryan McDermott..... 1998
 Fred McElwee..... 1950 (Manager)
 Larry McElvoy..... 1986
 Blake McFarland..... 2010-11
 Harold McGill..... 1950 (Manager)
 Brian McGlennon..... 1973
 Allen McIntyre..... 1958
 Kevin McKean..... 1980-81
 Jim McKenzie..... 1967 (Manager)
 Marcus McKimmy..... 2007
 John McLarnan..... 1982-83
 Christopher McNeil..... 2008
 Matt McPeak..... 1984-87
 Walt McPherson..... 1936-38
 Dave Meibert..... 1981-82
 Johnny Melero..... 2011-14
Johnny Mendoza..... 2018
 Andre Mercurio..... 2012-15
 Frank Merritt..... 1934
 Al Meza..... 1971
 Matt Miholovich..... 1964-65
 Andrew Miller..... 1951-52
 Brad Miller..... 1981
 David Miller..... 1991-92
 Clay Mills..... 1981-82
 Kurt Miltenberger..... 1992
 Jay Minteer..... 1982
 Aubrey Minter..... 1941
 John Misplay..... 1996-97
Andrew Mitchel..... 2018
 Greg Mitchell..... 1988-89
 Curt Monar..... 1972
 Loren Moneypenny..... 2006-07
 Willie Moore..... 1993
 Jorge Mora..... 1990-91
 Dino Morati..... 1938
 Brad Mornhinweg..... 1988-90
 Kyle Morrison..... 2015, 17-18
 Kevin Mortesen..... 1986
 Terry Moten..... 1975
 Greg Mugg..... 1990
 Steve Murphy..... 1999-2000
 Leroy Murray..... 1979
 Larry Myers..... 1965-66

N

Brian Nakamoto..... 1971-72

Chris Nardini, Chris..... 1993, 95-96
 Tony Narsimento..... 1939-40
 Josh Nashed..... 2015-17
 Caleb Natov..... 2012
 Charles Nave..... 1966-67
 Eric Nelson..... 1987-88
 Nark Neufield..... 1975
 Jody Lee Nicewonger..... 1989-90
 Scott Niheu..... 2004
 Dave Nobles..... 1978-79
 Jeff Nollette..... 1985-86
 Aaron Noriega..... 1993, 95-96
 Jeff Nowotny..... 1977-78
 Wesley Nunes..... 1945

O

John Oberholtzer..... 2013-14
 Mark O'Brien..... 1991-92
 Pat O'Brien..... 1975-76
 Steve Ochoa..... 1985-86
 Dale Ocken..... 1957
 Tom Okagaki..... 1949-50
 John Oldham..... 1952-54
 Corey Olivet..... 2015-17
 Tyler Olivet..... 2014-15
 Marvin Olson..... 1936
 Steve Olson..... 1984-85
 Don Orndorff..... 1972, 74-75
 Al Ornellas..... 1969

P

Roberto Padilla..... 2011
 Francisco Padin..... 1951
 Mike Page..... 1975
 R.J. Palma..... 1993
 Ron Palma..... 1952-54
 Javier Pamus..... 1997-98
 Frank Pangborn..... 1966
 Maris Pantels..... 1969
 Clair Parkin..... 1952
 Joséph Pash..... 1945
 Gary Patchett..... 1999-00
 Paul Pavicich..... 1994
 Ted Peart..... 1986
 Chris Pedretti..... 1978-79
 Jay Peryam..... 1974-77
 Larry Peters..... 1966
 Brandon Petersen..... 1992-93
 Larry Peterson..... 1958

Max Peterson..... 2008-09
 Stanley Peterson..... 1948-49
 Travis Peterson..... 1995-96
 Adrian Phillips..... 1993, 96
 Mark Phillips..... 1988
 Steve Picone..... 1978
 Rod Pierce..... 1987
 David Pierson..... 2003-06
 Bob Pifferini..... 1946-48
 Al Pimental..... 1959-61
 Bob Pimentel..... 1962
 Ron Pimentel..... 1978-79
 Roy Pinkston..... 1927-28
 Mike Piserchio..... 1977-78
 Bill Pitcher..... 1952
 Rick Pitney..... 1971-74
 Eric Pitt..... 1992-95
Sawyer Pittman..... 2018
Aaron Pleschner..... 2016-18
 Mark Podesta..... 1991-93
 Milovan Pompa..... 1981
 Steve Pond..... 1972-73
 Mitch Ponza..... 2004
 Bob Poole..... 1952-53
 Kurt Popkins..... 1982
 Mike Popovec..... 1968-69
 Wes Porter..... 2006
 John Powell..... 1930
 Mike Powers..... 1988
 Dan Prager..... 1975
 Jace Puckett..... 2014
 Francis Pura..... 1931-35
 Jim Pusateri..... 1959-61

Q

Tim Query..... 2010-13
 Dave Quilici..... 1976-77
 Dino Quintero..... 2002

R

Dan Ra..... 1980
 Brendan Ragotzy..... 1985
 Bryson Rahier..... 2010
 Bill Rahming..... 1955-56
 Hector Ramon..... 1969-70
 Randy Raphael..... 1976, 78-80
 Jon Rattazzi..... 1988
 Mike Rausch..... 1990-93
 Mark Rauschnot..... 1978-79
 Rick Rayford..... 1987



Donnie Rea	1988-90, 92	Ralph Sandborn	1941	Kris Sorensen.....	1970-73
Ken Rebeijo.....	1982-83	Jared Sandler	1999-00	Bart Spina.....	1967
Breek Reed.....	1932	Roy Sanfillipo	1982	John Stansfield	1947
Sam Reed.....	1928	Justin Santich-Hughes.....	2004-07	Josephe Stefanki.....	2015-17
Mark Reeser.....	1971	Robert Santos	1948-49	Mel Stein.....	1949-50
Jess Reglie	1927-28	Robert Sapp.....	1948-49	Bob Stevens.....	1978
Michael Reiling.....	2009-12	Mark Saucedo	1985	Eric Stevens.....	1995-96
Zach Retallack.....	1997	Alfred Saxe	1931	Clyde Stevenson	1971
Ed Rettagliata.....	1981-82	Roger Scala	1979	Danny Stienstra.....	2008-11
Scott Rettig	1983-84	Sam Schaeffer	1953 (Manager)	Kellen Strahm.....	2017-18
Steve Reyes.....	1987	Bill Schmidt.....	1964-66	Bob Straight.....	1986-87
Chuck Reynolds.....	1955-56	Bob Schmidt.....	1970	Brian Stream.....	2000
Harvey Rhodes	1939-40	David Schultz.....	1994-95	Gary Strom	1964-65
Cary Riberdy	1978	Nick Schulz.....	2011-13	Arthur Strong.....	1934 (Manager)
Myles Richard.....	2014-15	Augie Scornaienchi.....	1960	Karl Stubenranch.....	1941
Jack Richards.....	1952-55	Jim Seith	1958	Brian Stuckey	1979
Kyle Richardson.....	1997-98	Steve Sekimoto	1992	Jake Swiech	2016-18
Brock Riddle.....	1975	Al Sever	1977-79	T	
Tom Rike	1960-61	John Shaffer.....	2006-09	Aaron Tachibana	1979-80
Mark Ringkamp.....	1990-91	Mike Shamony.....	1967-68	Gene Tagliaferri	1960
Jack Riordan	1937-39	Greg Shannon.....	2006-07	Ken Takahashi	1962-64
Gene Robinson.....	1982-83	Chris Sherman	1999-2001	J. Takahashi	1928
Greg Robles	1979-81	Gordon Shimizu	1965	Jesse Tamez	1974
Andrew Rodriguez.....	2011	Ryan Shopshire	2008-09	Kevin Tannahill	1988-89
Ronald Roe.....	1958	Adam Shorsher.....	2000-02	Zach Tanner	2016-17
Jeremy Rogelstad	1998-99, 01-02	Kevin Shull	2003	Alan Taylor.....	1966-67
Lon Romero	1962-63	Dave Sick	1991-94	George Taylor.....	1967
Ralph Romero	1947-50	Bob Siebert	1944	Wally Taylor.....	1974-75
Ron Rooker	1985	Mel Sigona	1970	Anthony Telford	1985-87
Robert Rose	1937	Josh Silver.....	2009	David Tellers	1989-90
Bob Rosenau	1989	Reggie Simmons.....	1981-83	Dan Teplin	1950 (Manager)
Len Rosenfield	1962	Dario Simoni.....	1932-34	Tony Teresa	1955
John Rostomily.....	1956-58	Mike Simonini	2014	George Terry.....	1967
Mike Rouse	1999	Jason Simontacchi	1995	Mike Terry.....	1972
Mike Roza	1985	Malcolm Sinclair.....	1944	Laverne Thomas.....	1993-94
Junior Ruiz.....	1999-2001	Ron Skillicorn	1957	Paul Thomas	1926
Henry Ruiz.....	1942	Ross Slaney	2014-15	Rob Thomas.....	1987
Mike Rusk	1970-72	D.J. Slaton	2012-13	Paul Thompson	1926
Jay Russell	1951 (Manager)	Argust Smith	1964	Roger Thurber.....	1932-34
Leland Russell	1931-32	Dan Smith	1991	Hunter Tidwell	2016
David Wayne Russo.....	2012-13	Dennis Smith.....	1971-74	John Tillema	1980
S		Dillan Smith	2015-16	Shane Timmons	2015-18
Tim Salado	1993-94	George Smith.....	1946-47	Tony Tognetti	1999-00
David Salerno.....	1964-65	Haven Smith.....	1937-39	Carl Tognolini.....	1967
Darrell Sales.....	2004	Richard Smith	1993-94	Larry Tognolini.....	1960-61
Clyde Samuel	1988	Spencer Snodgrass	2007-08	Robin Tomlin	1965-66
Manual Sanchez.....	1938-40	Paul Soares.....	1993-94	Carlos Torres	2003
Nathan Sanchez.....	1990	Scott Sobczak	2007-08	Hilario Tovar.....	2015-17
		Alex Sofranac	2008, 10		



Chris Townsend 1992-95
 Marko Trapani 1982-83
 Eric Tretten 1980-81
 Mark Triplett 1983
 Shirley Trone 1927-28
 G. Tucker 1927-28
 Dave Turnbull 1961
 R. Tykol 1933

U

Harold Ulrey 1958
 Darin Upton 1993
 John Urzi 1942-43
 John Urzi 1972

V

Ray Valconesi 1967
 Mike Valentin 1979-80
 David Valenzuela 1978-79
 Jacob Valdez 2011-14
 Cory Valine 2008-10
 Albert Vanaman 1950
 Tom Vanamburg 1962-63
 Dan Vanbogaert 1964-65
 Jason Van Over 2001
 Steve Vasquez 1985
 Tony Vasquez 1997
 Jack Veasey 2015, 2017
 Anthony Vega 2008-09
 John Verniest 1986-89
 Gary Vice 1962-63
 Steven Vidal 2007
 Fernando Viera 1987-88
 Donald Visconti 1953-54
 Jim Visher 1962-64
 Frank Vizza 1947-48
 Robert Vojvoda 1986

W

Don Wager 1951 (Manager)
 Darryl Wagoner 1985-86
 Randy Waite 2005
 Sam Walker 1980
Zach Wallace 2016-18
 Patrick Walsh 1994-96
 Tim Walsh 1974-75
 Ronald Walters 1954
Justin Watland 2018
 Burt Watson 1935-36
 George Wehner 1943, 46-48

Bill Weisgerber 1955 (Manager)
 Doug Wells 1990
 Jerry Whitaker 1933
 Philip Whitaker 1926
 Roger Whitley 1972-73
 Dave Wickersham 1977
 Shruder Willett 1954-55
 Chris Williammee 2005-06
 Chris Williams 2015, 17-18
 Dave Williams 1980-81
 Glenn Williams 1976
 Kenneth Williams 1961
 Larry Williams 1958-60
 Hugh Williamson 1980-81
 Paul Willoughby 1981-82
 James Wilson 1961
 Jim Wilson 1943-47
 Wade Wilson 1950 (Manager)
 Matt Winck 2003-06
 Joe Winstead 1956-57
 Dan Winterberg 1999
 Matt Winton 1991-92
 Pete Wise 1966 (Manager)
 Al Withol 1970
 Matt Wollaston 1991-92
 Robert Woods 1961
 Tim Woods 1951-52 (Manager)
 Barry Worthington 1981-82
 Earl Wright 1949-50
 Michael Wright 2014
 Mike Wright 1998-99
 Bob Wuesthoff 1948-49
 Charlie Wyatt 1976-77

Y

Brian Yocke 2007

Z

Hector Zamora 2002
Joshua Zanger 2017
 David Zuniga 1992-93
 Zack Zwissig 2000

BOLD Indicates a player on the 2019 roster.



Budweiser THIS BUD'S FOR YOU.

Allstate NATIONAL

OFFICIAL HOTEL OF...

8

11

28

16

35



STADIUM LIGHTS

STADIUM LIGHTS

LAGUNITAS

SYDIA ROSAMIRE

MILKSHAKE

PERFORMANCE

Martellito

RECORD BOOK





INDIVIDUAL Records

TEAM SINGLE GAME

Runs

32 32-0 (9 IP), vs. Oregon Tech
March 24, 1986

31 31-1 (7 IP), vs. Chicago State
March 18, 2009

Hits

34 vs. Chicago State (7 IP)
March 18, 2009

30 at New Mexico State (7 IP)
May 8, 2009

INDIVIDUAL SINGLE GAME

BATTING

At Bats

8 Kyle Bellows4/4/2008
John Shaffer4/4/2008
Danny Stienstra3/29/2008
Corey Valine3/29/2008
Corey Valine4/4/2008
Stan Jones1980
Rick Pitney1973
Mark Kettman1973
Jim Johnson1973
Rich Brooks1965

Runs

5 Jacob Bruns5/8/2009
Gabe Lopez2001
Tony Biondi1973

Hits

6 Chris Gallego1978
Dennis Smith1974

Doubles

3 Jacob Bruns3/20/2009
Craig Hertler3/29/2009
Donato Giovanatto2007
Sam Hall2005
Kevin Frandsen2004

Kyle Richardson1998
Eric Stevens1995
Eric Nelson1988

Triples

2 Shane Timmons2017
Mike Brown1980
Gary Cunningham1970
Larry Williams1960
Tom Rike1960
Bob Krail1959

Home Runs

3 Steve Ochoa1986

RBI

9 Steve Ochoa1986
8 Ricky Acosta2012
8 Shane Timmons2018

Stolen Bases

4 Junior Ruiz2001
Brian Forman1998
David Zuniga1993
Monte Brooks1987
Tom Krause1983 (twice)
Luis Bayol1977
Lon Romero1962
Ron Linderman1962
Jerry Clifford1957
3 Kellen Strahm2017

Walks

5 Travis Peterson1995

Strikeouts

5 Doug McChesney1960

PERFECT DAYS

6-for-6

Dennis Smith1974

5-for-5

Shane Timmons4/10/2018
Tim Quiery4/10/2010
Jacob Bruns5/8/2009
Corey Valine5/3/2009
Danny Stienstra4/12/2008

Danny Stienstra5/10/2008
Donato Giovanatto2/20/2007
Ryan Adams2001
Gerad Cawhorn1993
Angelo Leber1993
Eric Nelson1988
Earl Boles1985
Tom Krause1984
Mike Brown1980
Randy Johnson1978
Mark Kettman1973
Larry Lintz1971

FIELDING

Most Errors

5 Brian Nakamoto1971

PITCHING

Innings Pitched

20 Jeff Gingrich,
at CSU Long Beach (1-1 tie)
3/30/1973

Strikeouts

21 Jeff Gingrich,
at CSULong Beach (20 IP)
3/30/1973

20 Jim Visher,
vs. CSU Hayward (9 IP)
3/7/1964

15 Ryan Shopshire,
vs. Fresno State (7 IP)
4/25/2009

Matt Durkin,
vs. Santa Clara (9 IP)
3/7/2003

No-Hitters

9 IP Donnie Rea,
at Pacific
4/15/1989

7 IP Jeff Knopf,
vs. Western Oregon,
3/22/1987

Anthony Telford,
vs. Fresno State
4/18/1985



Jim Visher,
vs. Saint Mary's
4/25/1964

Jim Visher, vs.
Cal State Sacramento
4/23/1963

Wild Pitches

5 Rich Ledeit,
vs. UC Santa Barbara
4/18/ 1995





TEAM Records

TEAM SINGLE SEASON

GENERAL

Most games played.....	65 (2000)
Most wins.....	45 (2002)
Most losses.....	44 (2015)
Longest win streak	16 (3/9-30/1990)
Over two seasons.....	18 (1988-89).....
Most home wins.....	34 (1990)
Most conference wins	24(1977, 1979)
Most conference losses	27 (1982)

BATTING

Most at bats.....	2,149 (2000)
Most runs.....	472 (2009)
Most hits.....	723 (2009)
Most doubles.....	135 (2009)
Most triples	32 (1990)
Most home runs.....	52

(2002)	
Most RBI	424 (2009)
Most total bases.....	1007 (2009)
Most walks	294 (1978)
Most strikeouts.....	451 (1995)
Most sacrifices.....	92 (2009)
Most stolen bases	120 (1993)
Highest batting avg.....	.339 (2009)
Most hit by pitches	112 (2007)

PITCHING

Most innings pitched	573.2 (2000)
Most complete games.....	32 (1960)
Most strikeouts.....	457 (2011)
Most walks	297 (1978)
Most saves	18 (2000)
Most shutouts.....	9 (1980)
Most hits.....	668 (2010)
Lowest ERA.....	2.34 (1960)

FIELDING

Most putouts.....	1,721 (2000)
Most assists	905 (1985)
Most errors.....	135 (1978)
Most double plays.....	71 (2000)
Most triple plays.....	1 (1982, 92)
Highest pct.....	.979 (2006)

TM



SEASON Leaders

SINGLE SEASON HITTING LEADERS

GAMES

1.	65	Junior Ruiz	2000
	65	Brandon Macchi	2000
	65	Tony Tognetti	2000
4.	64	Ryan Brucker	2000
	64	Adam Shorsher	2000
	64	Tom Krause	1984
	64	Randy Johnson	1978
	64	Tony Biondi	1978
9.	63	Chris Pedretti	1978
10.	62	Travis Becktel	2002
	62	Gabe Lopez	2002
	62	Dino Quintero	2002
	62	Rod Kemp	1978
	62	Rick Lane	1978

AT-BATS

1.	258	Gabe Lopez	2001
	258	Brandon Macchi	2000
2.	256	Tom Krause	1984
3.	249	Rod Kemp	1978
4.	246	Junior Ruiz	2000
5.	244	Gabe Lopez	2002
	244	Stan Jones	1981
7.	243	Ryan Angel	2007
8.	241	Danny Stienstra	2011
	241	Anthony Contreras	2005
	241	Jeff Ball	1990

RUNS

1.	74	Tony Biondi	1978
2.	72	Robert Berns	1997
3.	69	Eric Booker	1990
4.	68	Jason Martin	2009
5.	63	Rod Kemp	1978
6.	62	Kyle Bellows	2009
	62	Gabe Lopez	2001
8.	61	Randy Johnson	1978
9.	60	Junior Ruiz	2001
	60	Chris Pedretti	1978

HITS

1.	93	Kyle Bellows	2009
	93	Robert Berns	1997

3.	92	Randy Johnson	1978
4.	91	Gabe Lopez	2001
5.	90	Anthony Contreras	2005
	90	Gabe Lopez	2002
7.	88	Jason Martin	2010
8.	87	Junior Ruiz	2000
9.	86	Jason Martin	2009
	86	Stan Jones	1981

RUNS BATTED IN

1.	83	Jeff Ball	1990
2.	81	Robert Berns	1997
3.	79	Randy Johnson	1978
4.	61	Gabe Lopez	2002
	61	Casey Cheshier	1998
6.	60	Brandon Macchi	2001
7.	59	Rick Lane	1978
8.	57	Kyle Bellows	2009
	57	Hector Zamora	2002
	57	Gerad Cawhorn	1993

DOUBLES

1.	29	Robert Berns	1997
2.	24	Eric Pitt	1995
3.	22	Donato Giovanatto	2007
	22	Gabe Lopez	2002
	22	Brandon Macchi	2001
	22	Casey Cheshier	1998
7.	21	Dan Mays	1974
8.	20	Ryan Angel	2006
9.	19	Brandon Macchi	2000
	19	Dan Winterberg	1999

TRIPLES

1.	9	Tony Biondi	1978
2.	7	Jason Bugg	1992
	7	Ken Henderson	1991
	7	Al Gallo	1981
	7	Al Ariza	1971
6.	6	Ken Henderson	1990
	6	Rich Guardino	1977
	6	Jay Peryam	1977
	6	John Jurivich	1961
10.	5	Donato Giovanatto	2007
	5	Travis Becktel	2004
	5	Mike Rouse	1999

HOME RUNS

1.	15	Jeff Ball	1990
2.	14	Robert Berns	1997
3.	13	Adam Shorsher	2002
	13	John Fagan	2000
	13	Glenn Williams	1976
6.	12	John Fagan	2001
	12	Kraig Constantino	1992
	12	Steve Ochoa	1986
9.	11	Bryan Baker	2002
10.	10	Shane Timmons	2017
	10	Kyle Bellows	2009
	10	Gerad Cawhorn	1993
	10	Earl Boles	1986
	10	Terry Conway	1986
	10	Randy Johnson	1978
	10	Tony Biondi	1978

STOLEN BASES

1.	39	Tom Krause	1983
2.	34	Larry Lintz	1971
3.	31	Andy Coan	1989
4.	28	Al Ariza	1972
	28	Chris Pedretti	1979
6.	27	David Zuniga	1993
	27	Rick Pitney	1974
	27	Gary Cunningham	1970
9.	25	Stan Jones	1980
	25	John Jurivich	1961

WALKS

1.	63	Eric Booker	1990
2.	51	Tony Biondi	1978
	51	Brian Nakamoto	1971
4.	45	Laverne Thomas	1994
	45	Jay Peryam	1977
6.	43	Al Gallo	1981
7.	42	Junior Ruiz	2001
	42	Brian Nakamoto	1972
9.	41	Scott Rettig	1984
10.	40	Gabe Lopez	2002
	40	Brian Forman	1998
	40	Chris Pedretti	1979

HIT-BY-PITCHES (since 1987)

1.	25	Jason Martin	2009
2.	23	Travis Becktel	2002
	23	Hector Zamora	2002
4.	20	Donato Giovanatto	2007
5.	19	Jason Martin	2008
6.	18	Kevin Frandsen	2004
7.	16	Adam Shorsher	2000
	16	John Alciati	1996
	16	Gerad Cawhorn	1993
10.	15	Kevin Frandsen	2003



15 Brian Stream

2000

10 David Schultz

(7 hits, 2 walks, 1 error)

1995

LOWEST ERA

(min. 65 innings pitched)

1.	0.87	Clair Parkin	1952
2.	1.21	Chris Codiroli	1977
3.	1.62	Gene Tagliaferri	1960
4.	1.63	Jeff Gingrich	1975
5.	1.68	Jim Visher	1963
6.	1.69	Mike Shamony	1968
7.	1.77	Jim Visher	1964
8.	1.80	Bill Leach	1959
9.	1.84	Steve Friar	1977
10.	1.85	Brad Kilby	2005

STRIKEOUTS

1.	64	Tony Tognetti	2000
2.	62	Bryan Baker	2002
3.	56	Tony Biondi	1978
4.	54	Kraig Constantino	1992
5.	53	Brandon Macchi	2001
6.	48	Alec de Watteville	2014
	48	Travis Becktel	2004
	48	Jon Lauderdale	1998
8.	47	Eric Stevens	1995
	47	Steve Anderson	1989
	47	Al Gallo	1981

SINGLE SEASON PITCHING LEADERS

APPEARANCES

1.	32	Zach Wallace	2017
2.	30	Zach Tanner	2017
3.	29	Josh Goldberg	2017
	29	Ryan McDermott	1997
	29	Justin Farias	1996
6.	28	Anthony Chavez	1992
7.	27	Greg Shannon	2007
	27	Tim Adinolfi	2000
	27	Mike DesRoches	1995
	27	Mike Rausch	1992
	27	Paul Anderson	1990
	27	Jay Brazil	1980

INNINGS PITCHED

1.	146.2	Dan Archibald	1988
2.	135.0	Dave Tellers	1989
3.	133.1	Anthony Telford	1987
4.	130.0	Jay Brazil	1980
	130.0	Dave Nobles	1979
6.	129.1	Anthony Telford	1986
7.	128.0	Steve Olson	1984
8.	126.1	John Oldham	1953
9.	123.0	Dave Sick	1994
10.	122.2	Dave Tellers	1990

SACRIFICE HITS

1.	17	Ryan Brucker	2000
2.	16	David Pierson	2006
	16	David Pierson	2005
4.	14	John Alciati	1996
5.	13	Mike Simonini	2014
	13	Kevin Frandsen	2001
	13	Brian Stream	2000

WINS

1.	13	Chris Key	2000
	13	Javier Pamus	1998
3.	12	Joey Chavez	1993
	12	Dave Tellers	1989
	12	Mike Rusk	1971
6.	11	Matt Durkin	2002
	11	Dave Tellers	1990
	11	Randy Rafael	1978
9.	10	Mark Ringkamp	1990
	10	Donnie Rea	1989
	10	Dan Archibald	1988
	10	Anthony Telford	1987
	10	Dave Nobles	1979
	10	Dave Nobles	1978
	10	Russ Hayslip	1978
	10	Dave Imvalle	1972

STRIKEOUTS

1.	166	John Oldham	1953
2.	161	Anthony Telford	1987
3.	145	John Oldham	1954
4.	142	Anthony Telford	1986
5.	140	Mike Rusk	1971
6.	128	Dan Archibald	1988
7.	114	Javier Pamus	1998
8.	113	Dave Tellers	1989
9.	111	Mark Langston	1980
10.	110	Matt Durkin	2003

BATTING AVERAGE

1.	.437	John Jurivich	1961
2.	.405	Gerad Cawhorn	1993
3.	.400	Jerry Clifford	1956
4.	.399	Jacob Bruns	2009
	.399	Robert Berns	1997
6.	.394	Dom Ascani	1962
7.	.389	Kyle Bellows	2009
8.	.387	Corey Valine	2009
	.387	Randy Johnson	1978
10.	.385	Tony Biondi	1978

HITTING STREAK (Games)

1.	32	Anthony Contreras	2005
2.	23	Jason Martin	2009
3.	22	Robert Berns	1996-97
4.	21	Corey Valine	2009
	21	Gabe Lopez	2002
5.	21	Mark Saucedo	1985

WALKS

1.	134	John Oldham	1953
2.	89	John Oldham	1954
3.	80	John Oldham	1952
4.	75	Pete Mesa	1949
5.	70	Mark Langston	1981
6.	65	Mark Langston	1980
	65	Dan Archibald	1987
	65	Paul Bacosa	1987
9.	64	Matt Brown	2017
10.	62	Russ Hayslip	1978

CONSECUTIVE APPEARANCES REACHING BASE

31	Brett Bautista	2018	(19 1B, 3 2B, 2 3B, 5 BB, 2 hit-by-pitch)
11	Kyle Bellows	2008	(2 1B, 1 2B, 5 walks, 1 hit-by-pitch, 2 errors)
	Junior Ruiz	2001	(8 hits, 1 walk, 2 errors)

LOSSES

1.	13	John McLarnan	1982
2.	11	Loren Moneyppenny	2007
3.	10	Steve Olson	1985
	10	Kalei Contrades	2015
5.	9	David Wayne Russo	2013
	9	John Austin	2010
	9	Branden Dewing	2004
	9	Jason Simontacchi	1995
	9	Steve Olson	1984
	9	Ron Rooker	1984
	9	Ron Kolstad	1982
	9	Charlie Wyatt	1976
	9	Terry Hughes	1969

SAVES

1.	10	Zack Jones	2011
2.	9	Anthony Vega	2009
3.	7	Zack Jones	2012



	7	Justin Farias	1996
	7	Tim Adinolfi	2000
6.	6	Wesley Clawson	2018
	6	Josh Goldberg	2017
	6	Brad Kilby	2004
	6	Andy Cook	2003
	6	Jared Sandler	2000
	6	Richard Smith	1993
	6	Bill Bentley	1989
12.	5	Finn Del Bonta-Smith	2018
	5	Turtle Kuhaulua	2015
	5	Myles Richard	2014
	5	Zack Jones	2010
	5	Scott Sobczak	2007
	5	Steve Jones	2006
	5	Steve Jones	2005
	5	Don Gemmell	2002
	5	Ryan McDermott	1997
	5	Anthony Chavez	1992
	5	Anthony Telford	1985
	5	Patrick Cruzen	1980





CAREER Leaders

CAREER HITTING LEADERS

AT-BATS

1.	832	Jason Martin	2008-11
2.	796	Ryan Angel	2004-07
3.	782	Jacob Valdez	2011-14
4.	765	Andre Mercurio	2012-15
5.	762	Kevin Frandsen	2001-04
6.	719	Shane Timmons	2015-18
	719	Danny Stienstra	2008-11
8.	716	Nate Corrick	2002-05
	716	Ryan Brucker	1998-01
10.	702	Anthony Contreras	2002-05

GAMES

1.	236	Jason Martin	2008-11
2.	218	David Pierson	2003-06
3.	214	Ryan Angel	2004-07
	214	Ryan Brucker	1998-01
5.	211	Jacob Valdez	2011-14
6.	206	Kevin Frandsen	2001-04
7.	203	Nate Corrick	2002-05
	203	Brian Forman	1995-98
9.	199	Danny Stienstra	2008-11
10.	197	Andre Mercurio	2012-15

RUNS SCORED

1.	174	Jason Martin	2008-11
2.	154	Kyle Bellows	2007-09
3.	149	Junior Ruiz	1999-01
4.	144	Brian Forman	1995-98
5.	142	Ryan Angel	2004-07
	142	Kevin Frandsen	2001-04
7.	128	Jacob Valdez	2011-14
8.	125	Ryan Brucker	1998-01
9.	119	Travis Becktel	2002-05
10.	118	Danny Stienstra	2008-11

HITS

1.	277	Jason Martin	2008-11
2.	246	Kevin Frandsen	2001-04
3.	245	Ryan Angel	2004-07
4.	243	Danny Stienstra	2008-11
5.	237	Junior Ruiz	1999-01
6.	233	Kyle Bellows	2007-09
7.	226	Jacob Valdez	2011-14

8.	223	Shane Timmons	2015-18
9.	217	Anthony Contreras	2002-05
	217	Andre Mercurio	2012-15

RUNS BATTED IN

1.	146	Kyle Bellows	2007-09
2.	143	Shane Timmons	2015-18
3.	137	Brandon Macchi	1999-01
4.	126	Danny Stienstra	2008-11
5.	125	Robert Berns	1996-97
6.	124	Ryan Angel	2004-07
7.	118	Junior Ruiz	1999-01
	118	Eric Pitt	1992-95
9.	116	Jason Martin	2008-11
	116	Cory Valine	2007-10

DOUBLES

1.	55	Ryan Angel	2004-07
2.	53	Brandon Macchi	1999-01
3.	51	Eric Pitt	1992-95
4.	47	Kyle Bellows	2007-09
5.	44	Junior Ruiz	1999-01
6.	43	Kevin Frandsen	2001-04
7.	40	Gabe Lopez	2001-02
	40	Robert Berns	1996-97
9.	39	David Campbell	2015-18
10.	37	Jason Martin	2008-11
	37	Adam Shorsher	1999-02

TRIPLES

1.	15	Ken Henderson	1988-91
2.	14	Tony Biondi	1977-78
3.	12	Al Ariza	1970-72
	12	Rich Guardino	1975-77
5.	11	Junior Ruiz	1999-01
6.	10	Steve Anderson	1988-91
7.	9	Andre Mercurio	2012-15
	9	Travis Becktel	2002-05
	9	John Jurivich	1960-61, 63

HOME RUNS

1.	26	Shane Timmons	2015-18
2.	25	John Fagan	2000-01
3.	23	Robert Berns	1996-97
4.	21	Adam Shorsher	1999-02
5.	20	Kyle Bellows	2007-09
6.	18	Brandon Macchi	1999-01
	18	Shane Timmons	2015-P.

8.	16	Ryan Angel	2004-07
9.	15	Kevin Frandsen	2001-04
	15	Karson Klauer	2007-10
	15	Greg Robles	1979-81
	15	Jeff Ball	1990

STOLEN BASES

1.	58	Al Ariza	1970-72
2.	56	Ryan Angel	2004-07
3.	54	Tom Krause	1983-84
4.	51	Larry Lintz	1970-71
	51	Andy Coan	1988-89

WALKS

1.	109	Junior Ruiz	1999-01
2.	99	Eric Booker	1989-90
3.	97	Jay Peryam	1974-77
4.	94	David Pierson	2003-06
5.	93	Brian Nakamoto	1971-72
6.	92	Craig Hertler	2008-11
7.	85	Adam Shorsher	1999-02
	85	Brian Lopes	1947-50
9.	84	Jason Martin	2008-11
	84	Brian Forman	1995-98

HIT-BY-PITCHES (since 1987)

1.	65	Jason Martin	2008-11
2.	51	Kevin Frandsen	2001-04
3.	43	Travis Becktel	2002-05
4.	42	Craig Hertler	2008-11
	42	Ryan Brucker	1998-01
6.	38	Steve Anderson	1987-91
	38	Andre Mercurio	2012-15
8.	37	John Shaffer	2006-09
9.	34	Adam Shorsher	1999-02
10.	32	Jacob Valdez	2011-14
	32	Shane Timmons	2015-18

STRIKEOUTS

1.	137	Brandon Macchi	1999-01
2.	136	Ryan Angel	2004-07
3.	135	Travis Becktel	2002-05
4.	132	Ryan Brucker	1998-01
5.	127	Steve Anderson	1988-91
	127	Brian Forman	1995-98
7.	121	Eric Pitt	1992-95
8.	120	Todd Duncan	1996-99
9.	118	Nate Corrick	2002-05
10.	116	Shane Timmons	2015-18

SACRIFICE BUNTS

1.	48	David Pierson	2003-06
2.	45	Ryan Brucker	1998-01
3.	35	J. Santich-Hughes	2004-07



4.	26	Brian Forman	1995-98
5.	25	Kevin Frandsen	2001-04
6.	21	Kyle Gallegos	2012, 2014
	21	Jacob Valdez	2011-14
8.	19	Jason Martin	2008-11
9.	18	Craig Hertler	2008-11
	18	Andre Mercurio	2012-15
	18	Kyle Morrison	2015-18

20	Jeremy Rogelstad	1998-02
LOSSES		
1.	28	Randy Raphael 1976, 78-80
2.	23	Branden Dewing 2003-06
	23	Johnny Melero 2011-14
3.	19	Steve Olsen 1984-85
	19	Doug Boehner 1952-55
5.	18	Anthony Telford 1985-87
	18	Steve Friar 1974-77

5.	9	Anthony Chavez	1991-92
6.	8	Richard Smith	1993-94
7.	7	Kalei Contrades	2012-15
	7	Brad Kilby	2002-05
	7	Andy Cook	1999-03
	7	Tim Adinolfi	1999-01
	7	Bill Bentley	1989-90
	7	Ryan McDermott	1997-98

BATTING AVERAGE
(min. 140 AB's for 1-2 years;
205 AB's for 3-4 years)

1.	.389	Jacob Bruns	2008-09
2.	.368	Robert Berns	1996-97
3.	.363	Steve Ochoa	1985-86
4.	.362	Gerad Cawhorn	1992-93
5.	.361	Gabe Lopez	2001-02
6.	.360	Junior Ruiz	1999-2001
7.	.357	Earl Boles	1985-86
8.	.355	Tony Biondi	1977-78
9.	.350	David Zuniga	1992-93
10.	.349	Scott Lewis	1997-98
11.	.346	Marcus McKimmy	2007
12.	.343	Casey Cheshier	1998
13.	.339	Tony James	1997-98
14.	.337	Danny Stienstra	2008-11
15.	.333	Jason Martin	2008-11

LOWEST ERA
(min. 80 IP for 1-2 years, 120 IP for 3
years, 160 IP for 4 years)

1.	0.87	Clair Parkin	1952
2.	1.21	Chris Codiroli	1977
3.	1.79	Jeff Gingrich	1972-75
4.	1.92	Brad Kilby	2002-05
5.	1.94	Jim Visher	1962-64

BEST WON-LOSS RECORD
(min. 20 decisions)

19-5	Dave Imwalle	1971-72
15-5	Scott Sobczak	2007-09
15-6	Blake McFarland	2010-11
23-9	Dave Tellers	1989-90
20-8	Javier Pamus	1996-98

INNINGS PITCHED

1.	360.1	Randy Raphael	1976, 78-80
2.	356.2	Anthony Telford	1985-87
3.	345.0	Dave Sick	1991-94
4.	337.0	Branden Dewing	2003-06
5.	330.1	Jeremy Rogelstad	1998-2002
6.	320.0	John Oldham	1952-54
7.	309.1	Jeff Gingrich	1972-75
8.	309.0	Matt Durkin	2002-04
9.	297.0	Chris Martin	1989-91

**CAREER
PITCHING LEADERS**

APPEARANCES

1.	90	Matt Winck	2003-06
2.	76	Jon LaVine	1991-94
3.	73	Andy Cook	1999-03
4.	72	Branden Dewing	2003-06
	72	Kalei Contrades	2012-15
6.	70	Mike Rausch	1990-93
	70	Chris Sherman	1998-01
8.	69	Jeremy Rogelstad	1998-02
9.	67	Brandon Hennessey	2005-08
10.	66	Johnny Melero	2011-14

STRIKEOUTS

1.	412	John Oldham	1952-54
2.	397	Anthony Telford	1985-87
3.	298	Matt Durkin	2002-04
4.	295	Mike Rusk	1970-72
5.	261	Jim Visher	1962-64
6.	255	Dave Sick	1991-94
7.	242	Jeremy Rogelstad	1998-02
8.	235	Mark Langston	1979-81
9.	235	Jeff Gingrich	1972-75

WINS

1.	27	Anthony Telford	1985-87
2.	26	Matt Durkin	2002-04
3.	24	Randy Raphael	1976-80
	24	Dave Sick	1991-94
5.	23	Dave Tellers	1989-90
6.	22	Chris Martin	1989-91
7.	20	Dave Nobles	1978-79
	20	John Oldham	1952-54
	20	Javier Pamus	1996-98

WALKS

1.	293	John Oldham	1952-54
2.	165	Randy Raphael	1976, 78-80
3.	157	Mark Langston	1979-81
4.	151	Anthony Telford	1985-87
5.	146	Jeff Gingrich	1972-75

SAVES (since 1977)

1.	15	Zack Jones	2010-11
2.	12	Anthony Vega	2008-09
3.	10	Steve Jones	2005-06
10		Justin Farias	1996-97



YEARLY HITTING Leaders

BATTING AVERAGE

2018	Brett Bautista	.343
2017	Shane Timmons	.304
2016	Shane Timmons	.328
2015	Ozzy Braff	.310
2014	Brett Bautista	.313
2013	Matt Carroll	.341
2012	Matt Lopez	.322
2011	Danny Stienstra	.349
2010	Jason Martin	.373
2009	Jacob Bruns	.399
2008	Danny Stienstra	.365
2007	Donato Giovanatto	.351
2006	Ryan Angel	.318
2005	Anthony Contreras	.373
2004	Kevin Frandsen	.321
2003	Kevin Frandsen	.332
2002	Gabe Lopez	.369
2001	Junior Ruiz	.374
2000	Junior Ruiz	.354
1999	Junior Ruiz	.354
1998	Casey Cheshier	.343
1997	Robert Berns	.399
1996	Patrick Walsh	.379
1995	Patrick Walsh/Eric Pitt	.283
1994	Tim Gavello	.370
1993	Gerad Cawhorn	.405
1992	Jason Bugg	.337
1991	Jorge Mora	.325
1990	Eric Booker	.383
1989	Kevin Tannahill	.329
1988	Eric Nelson	.333
1987	Fernando Viera	.335
1986	Earl Boles	.352
1985	Steve Ochoa	.378
1984	Ken Caminiti	.348
1983	Steve Clinton	.349
1982	Gene Robinson	.357
1981	Steve Jones	.352
1980	Michael Brown	.352
1979	Greg Robles	.351
1978	Randy Johnson	.387
1977	Steve Bell	.338
1976	Rich Guardino	.330
1975	-	-
1974	Dan Mays	.328
1973	Rick Pitney	.361
1972	Al Ariza	.346
1971	Al Ariza	.373
1970	Gary Cunningham	.333
1969	Tom Corder	.350
1968	Tom Corder	.315
1967	John Bessa	.349
1966	Dave Mettler	.354
1965	Dave Salinero	.367
1964	Argust Smith	.384
1963	Jim Visher	.342

1962	Dom Ascani	.394
1961	John Jurivich	.437
1960	Doug McChesney	.346
1959	Emmett Lee	.362
1958	-	-
1957	Jerry Clifford	.308
1956	Jerry Clifford	.400
1955	Bill Rahming	.378
1954	Donald Visconti	.342
1953	Dick Brady	.323
1952	Andy Miller	.330
1951	Andy Miller	.310
1950	Dave McCarty	.338

HITS

2018	Brett Bautista	71
2017	Shane Timmons	62
2016	Shane Timmons	61
2015	Brett Bautista	58
2014	Kyle Gallegos	69
2013	Andre Mercurio	74
2012	Jacob Valdez	45
2011	Danny Stienstra	84
2010	Jason Martin	88
2009	Kyle Bellows	93
2008	Danny Stienstra	69
2007	Kyle Bellows	81
	Donato Giovanatto	81
2006	Ryan Angel	74
2005	Anthony Contreras	90
2004	Anthony Contreras	64
2003	Kevin Frandsen	73
2002	Gabe Lopez	90
2001	Gabe Lopez	91
2000	Junior Ruiz	87
1999	Junior Ruiz	73
1998	Scott Lewis	75
1997	Robert Berns	93
1996	Patrick Walsh	85
1995	Patrick Walsh	60
1994	Tim Gavello	71
1993	Gerad Cawhorn	81
1992	Jason Bugg	66
1991	Ken Henderson	67
1990	Jeff Ball	82
1989	Kevin Tannahill/Eric Booker/	57
	John Bracken	57
1988	Eric Nelson	66
1987	Fernando Viera	61
1986	Earl Boles	70
1985	Steve Ochoa	79
1984	Ken Caminiti	77
1983	Tom Krause	50
1982	Gene Robinson	66
1981	Steve Jones	86
1980	Steve Jones	67
1979	Greg Robles	73

1978	Randy Johnson	92
1977	Tony Biondi	71
1976	Rich Guardino	68
1975	-	-
1974	Dan Mays	63
1973	Mark Carroll	59
1972	Al Ariza	54
1971	Greg Marshall	51
1970	Gary Cunningham	50
1969	Tom Corder	49
1968	Tom Corder	44
1967	John Bessa	30
1966	Larry Peters	28
1965	Matt Miholovich	34
1964	Argust Smith	50
1963	Jim Visher	27
1962	Ken Takahashi	34
1961	John Jurivich	45
1960	Doug McChesney	46
1959	Emmett Lee	50
1958	-	-
1957	Joe Winstead	35
1956	Jerry Clifford	50
1955	Bill Rahming	37
1954	Dick Brady	32
1953	Cookie Camara	43
1952	Andy Miller	35
1951	Andy Miller/ Walt Johnson	27
1950	Will Concklin	26

HOME RUNS

2018	Shane Timmons	8
2017	Shane Timmons	10
2016	Ozzy Braff	6
2015	Shane Timmons	4
2014	Matt Carroll	5
2013	Nick Schulz	3
2012	Nick Schulz	4
2011	Tyler Christian	6
2010	Karson Klauer	7
2009	Kyle Bellows	10
2008	Alex Sofranac	5
2007	Ryan Angel	8
2006	Ryan Angel	5
2005	Travis Becktel/Brandon Fromm	4
2004	Brandon Fromm	7
2003	Kevin Frandsen/Nick Guerra	4
2002	Adam Shorsher	13
2001	John Fagan	12
2000	John Fagan	13
1999	Todd Duncan	14
1998	Casey Cheshier/Jon Lauderdale	8
1997	Robert Berns	14
1996	Robert Berns	9
1995	Patrick Walsh/David Schultz/	3
	Jason Boesch	3
1994	Tim Gavello	8
1993	Gerad Cawhorn	10
1992	Kraig Constantino	12
1991	Jorge Mora	5
1990	Jeff Ball	15
1989	Eric Booker	5
1988	Jeff Hetherington	6
1987	Steve Anderson	7



1986 Steve Ochoa	12	1997 Robert Berns	81
1985 Steve Ochoa	9	1996 Robert Berns	44
1984 Ken Caminiti	5	1995 Patrick Walsh	31
1983 Ken Caminiti	7	1994 Eric Pitt	46
1982 Steve Friend	6	1993 Gerad Cawhorn	57
1981 James Howard	8	1992 Kraig Constantino	53
1980 Michael Brown	6	1991 Jorge Mora/Ken Henderson	39
1979 Greg Robles	9	1990 Jeff Ball	83
1978 Randy Johnson		1989 John Bracken	38
Tony Biondi	10	1988 Eric Nelson	46
1977 Steve Bell		1987 Steve Anderson	41
Rich Guardino	4	1986 Steve Ochoa	52
1976 Glenn Williams	13	1985 Steve Ochoa	42
1975 -	-	1984 Ken Caminiti	45
1974 Dennis Smith	4	1983 Ken Caminiti	36
1973 Rob Brassea	5	1982 Dana Corey/Rick Dominguez	28
1972 Brian Nakamoto	6	1981 Greg Robles	53
1971 Brian Nakamoto	7	1980 Michael Brown	41
1970 Tom Corder	4	1979 Greg Robles	50
1969 Tom Corder	7	1978 Randy Johnson	79
1968 Mike Popovec	3	1977 Jay Peryam	40
1967 John Bessa	3	1976 Glenn Williams	39
1966 Dave Mettler/Tony Hernandez	3	1975 -	-
1965 Tony Hernandez	3	1974 Dan Mays	40
1964 Argust Smith	7	1973 Rob Brassea	37
1963 Jim Visher	5	1972 Brian Nakamoto	30
1962 Carl Fisher	3	1971 Greg Marshall	41
1961 John Jurivich	2	1970 Tom Corder	33
1960 Bill Inderbitzen	2	1969 Tom Corder	28
1959 Doug McChesney/ Ted Coutts/ Al Pimentel	2	1968 Ray Valconesi	16
1958 -	-	1967 Bart Spina	21
1957 Jerry Clifford	5	1966 Dave Mettler	15
1956 Chuck Reynolds	7	1965 Matt Miholovich	14
1955 Jerry Clifford	4	1964 Argust Smith	39
1954 Dick Brady	2	1963 Jim Visher	21
1953 Ralph Cleland	4	1962 Carl Fisher	30
1952 Andy Miller/Ron Palma	1	1961 John Jurivich	25
1951 Andy Miller	4	1960 Doug McChesney	28
1950 Mel Stein	3	1959 Emmett Lee/ Ted Coutts	27
		1958 -	-
		1957 Jerry Clifford	25
		1956 Chuck Reynolds	36
		1955 Bill Rahming	22
		1954 Dick Brady	25
		1953 Dick Brady	27
		1952 Andy Miller	28
		1951 Andy Miller	22
		1950 Dave McCarty	15
RUNS BATTED IN			
2018 Shane Timmons	55		
2017 Shane Timmons	46		
2016 Ozy Braff/Brendt Citta/Aaron Pleschner/Shane Timmons	26		
2015 Brett Bautista	26		
2014 Jacob Valdez	32		
2013 Matt Carroll	40		
2012 Nick Schulz	21		
2011 Danny Stienstra	54		
2010 Karson Klauer	43		
2009 Kyle Bellows	57		
2008 Kyle Bellows	42		
2007 Donato Giovanatto	54		
2006 Ryan Angel	36		
2005 Brandon Fromm	40		
2004 Josh Lansford	31		
2003 Markum King	34		
2002 Gabe Lopez	61		
2001 Brandon Macchi	60		
2000 Brandon Macchi/John Fagan	47		
1999 Todd Duncan	47		
1998 Casey Cheshier	61		



YEARLY PITCHING Leaders

WINS

2018	Andrew Mitchel	6
2017	Matt Brown	4
2016	Josh Goldberg	4
2015	Kalei Contrades	4
2014	Kalei Contrades	5
2013	D.J. Slaton	4
2012	Mike ALdrete	6
2011	Roberto Padilla	9
2010	Blake McFarland	7
2009	David Berner/Max Peterson	7
2008	Max Peterson/Ryan Shopshire	5
2007	Scott Sobczak/Steven Vidal	6
2006	Branden Dewing	7
2005	Brad Kilby	7
2004	Matt Durkin	8
2003	Matt Durkin	7
2002	Matt Durkin	11
2001	Chris Sherman	9
2000	Chris Key	13
1999	Vince LaCorte	9
1998	Javier Pamus	13
1997	Ryan McDermott	8
1996	Jason Davis/Rich Ledeit	6
1995	Rich Ledeit	6
1994	Paul Pavicich/Dave Sick	8
1993	Joey Chavez	12
1992	Dave Sick	8
1991	Chris Martin/Mark Ringkamp	7
1990	Dave Tellers	11
1989	Dave Tellers	12
1988	Dan Archibald	10
1987	Anthony Telford	10
1986	Anthony Telford	9
1985	Anthony Telford	8
1984	Steve Olson	8
1983	John McLarnan	9
1982	Ron Kolstad	5
1981	Eric Tretten	7
1980	Jay Brazil	9
1979	Dave Nobles	10
1978	Randy Raphael	11
1977	Steve Friar	7
1976	Charles Wyatt	5
1975	-	-
1974	Steve Gordon-Forbes	7
1973	Jeff Gingrich/Randy Zylker	7
1972	Dave Imwalde	10
1971	Mike Rusk	12
1970	Jay Fike	6
1969	Jay Fike	7
1968	Bob Holmes	5
1967	Pete Hoskins	4
1966	Bill Schmidt	5
1965	Bill Schmidt	5
1964	Jim Visher	5
1963	Jim Visher	8

1961	Dave Turnbull	8
1960	Gene Tagliferri	8
1959	Bill Leach	7
1958	-	-
1957	Hal Kolstad	8
1956	Tuck Halsey	9
1955	Doug Boehner	5
1954	John Oldham	7
1953	John Oldham	8
1952	John Oldham	5
1951	Jim Collins	5
1950	Ralph Romero	5

STRIKEOUTS

2018	Andrew Mitchel	101
2017	Matt Brown	62
2016	Matt Brown	48
2015	Turtle Kuhaulua	47
2014	Kalei Contrades	52
2013	Kyle Hassna/D.J. Slaton	49
2012	Zack Jones	60
2011	Roberto Padilla	81
2010	Blake McFarland	71
2009	David Berner	84
2008	David Berner	67
2007	Loren Moneyppenny	75
2006	Loren Moneyppenny	80
2005	Branden Dewing	73
2004	Matt Durkin	103
2003	Matt Durkin	110
2002	Matt Durkin	85
2001	Tim Adinolfi	95
2000	Joey Baker	96
1999	Vince LaCorte	99
1998	Javier Pamus	114
1997	Jason Jimenez	90
1996	Jason Davis	85
1995	Jason Simontacchi	76
1994	Paul Pavicich	108
1993	Dave Sick	85
1992	Rob Andrakin	81
1991	Mark Ringkamp	61
1990	Dave Tellers	96
1989	Dave Tellers	113
1988	Dan Archibald	128
1987	Anthony Telford	161
1986	Anthony Telford	142
1985	Anthony Telford	94
1984	Ron Rooker	56
1983	John McLarnan	77
1982	John McLarnan	53
1981	Mark Langston	85
1980	Mark Langston	111
1979	Dave Nobles	94
1978	Randy Raphael	86
1977	Steve Friar	85

1976	Charles Wyatt	80
1975	-	-
1974	Steve Gordon-Forbes	56
1973	Jeff Gingrich	108
1972	Mike Rusk	91
1971	Mike Rusk	140
1970	Mike Rusk	64
1969	Terry Hughes	81
1968	Bob Holmes	60
1967	Pete Hoskins	39
1966	Bill Schmidt	55
1965	Bill Schmidt	55
1964	Jim Visher	82
1963	Jim Visher	119
1962	-	-
1961	Dave Turnbull	91
1960	Richard Holden	83
1959	Bill Leach	68
1958	-	-
1957	Hal Kolstad	91
1956	Hal Kolstad	73
1955	Doug Boehner	49
1954	John Oldham	145
1953	John Oldham	166
1952	John Oldham	101
1951	Jim Collins	38
1950	Pete Mesa	84



Fineas Del Bonta-Smith



ALL-TIME Series Records

Air Force	16-19	Humboldt State	10-2	San Francisco State	40-21-2
Albany	1-0	Idaho State	1-0	Santa Clara	90-132
Alliant International	4-0	Illinois	2-0	Seattle U	3-3
Arizona	1-3-1	Indiana	0-1	Sonoma State	3-2
Arizona State	0-1	Iona	4-0	Southern California	0-3
Arkansas	0-2	Kansas State	1-1	Southern Illinois	2-0
Azusa Pacific	1-1	Keio	1-0	Southern Utah	13-1
Bethany (Calif.)	1-0	Lewis & Clark	1-0	Southwest Texas State	1-0
Biola	2-0	Lewis-Clark State	1-2	Stanford	35-96
Birmingham-Southern	1-0	Long Beach State	27-35-1	Texas-Arlington	0-3
Boise State	1-0	Louisiana-Lafayette	0-1	Texas Christian	11-9
Brigham Young	15-9-1	Louisiana Tech	34-24	Texas State	2-1
Brown	3-0	Loyola Marymount	7-15	UC Davis	42-35
California	31-46-1	Maine	3-1	UC Irvine	12-20
Cal Poly	51-45-1	Miami (Ohio)	3-0	UCLA	2-4
Cal Poly Pomona	1-2	Michigan	0-2	UC Riverside	3-3
Cal State Bakersfield	6-4	Minnesota	3-0	UC San Diego	1-0
Cal State East Bay	60-23	Missouri	0-0-1	UC Santa Barbara	54-52
Cal State Fullerton	14-30	Nevada	93-87	UC Santa Cruz	3-0
Cal State Los Angeles	22-13	New Mexico	9-19-1	UNLV	29-42
Cal State Monterey Bay	1-0	New Mexico State	20-24	Utah	16-4
Cal State Northridge	4-7	Nicholls State	1-3	Utah Valley	1-0
Cal State Stanislaus	9-5-1	Northern Colorado	6-4	UTSA	2-1
California Western	1-0	Northern Illinois	0-1	Valparaiso	1-0
Centenary College	1-0	Ohio State	1-0	Vanderberg AFB	2-0
Central Washington	1-0	Oklahoma	1-0	Vanguard	0-1
Chicago State	4-0	Oregon	5-3	Warner Pacific	1-0
Chico State	3-0	Oregon College of Education	3-0	Washington	7-3
Claremont	1-0	Oregon State	10-10-1	Washington State	10-20
Clemson	0-1	Oregon Tech	3-0	Western Oregon	22-1
Colorado State	1-0	Pacific	91-80	Wichita State	1-2
Cornell	3-0	Pacific Lutheran	2-0	Wisconsin-Milwaukee	2-0
Dallas Baptist	1-2	Pepperdine	5-1	Wyoming	0-1
Dartmouth	3-1	Penn State	2-0		
Eastern Oregon	3-0	Portland	8-5		
Florida	2-1	Portland State	8-1		
Fresno Pacific	4-0	Princeton	1-0		
Fresno State	89-164	Purdue	3-0		
Georgetown	1-0	Rice	10-33		
George Washington	2-0	Sacramento State	33-31		
Gonzaga	2-1	Sacred Heart	1-0		
Grambling	1-0	Saint Joseph's	4-0		
Grand Canyon	5-2	Saint Mary's	101-52		
Hawai'i	39-56	San Diego	1-2		
Hawai'i-Hilo	19-3	San Diego MCRD (Marines)	2-3		
Hawai'i Pacific	4-1	San Diego State	22-60		
Houston	2-1	San Francisco	98-67-1		

BOLD Indicates 2018 Opponent



YEAR BY YEAR Results (SINCE 1965)

1965 (13-24)

2/23	Stanford	L, 8-6
2/26	at UC Davis	W, 4-0
2/26	at UC Davis	W, 7-1
3/1	Santa Clara	L, 13-7
3/3	at California	L, 6-2
3/4	at Cal State East Bay	L, 7-4
3/9	Sacramento State	L, 5-2
3/9	Sacramento State	L, 6-1
3/11	Cal State East Bay	L, 4-2
3/16	Saint Mary's	W, 3-0
3/17	Vandenberg AFB	W, 13-5
3/19	Fresno State	L, 4-3
3/19	Fresno State	L, 6-5 (17)
3/20	Fresno State	L, 6-4
3/24	San Francisco	L, 14-0
3/24	San Francisco	L, 6-2
3/25	at San Francisco State	W, 9-0
3/27	Nevada	W, 2-1
3/27	Nevada	W, 4-2
3/30	at Santa Clara	L, 3-1
4/1	San Francisco State	W, 6-0
4/3	Pacific	W, 4-3
4/3	Pacific	L, 7-3
4/6	Saint Mary's	W, 9-8 (10)
4/12	at San Diego State +	L, 9-4
4/13	San Francisco State +	L, 6-3
4/14	Idaho State +	W, 7-5
4/14	Vandenberg AFB +	W, 9-8 (10)
4/15	California	L, 2-0
4/22	at Pacific	L, 5-2
4/22	at Pacific	L, 3-0
4/24	Saint Mary's	L, 2-0
4/25	Saint Mary's	W, 3-1
4/27	at Stanford	L, 9-4
4/30	San Francisco	L, 5-0
4/30	San Francisco	L, 1-0
5/3	San Diego Marines	L, 6-4
+ - San Diego MCRD Tourney		

1966 (12-22)

2/26	UC Davis	W, 9-0
2/26	UC Davis	L, 4-3

3/1	Cal State East Bay	L, 5-3
3/4	San Francisco State	W, 4-2
3/5	at California	L, 3-0
3/8	Santa Clara	L, 9-2
3/11	San Francisco	W, 5-1
3/11	San Francisco	L, 2-0
3/18	at Nevada	L, 5-3
3/18	at Nevada	W, 9-1
3/19	at Sacramento State	L, 4-0
3/19	at Sacramento State	W, 1-0
3/22	at Saint Mary's	L, 2-1
3/22	at Saint Mary's	W, 4-0
3/24	California	L, 12-2
3/26	Pacific	W, 7-6
3/26	Pacific	L, 5-0
3/29	at Santa Clara	L, 14-1
4/4	San Diego State +	L, 9-6
4/5	California Western +	W, 8-6
4/6	Southern California +	L, 12-7
4/8	Washington State	L, 8-2
4/9	Portland	L, 4-3
4/12	Stanford	L, 11-5
4/14	at Cal State East Bay	W, 6-3
4/15	at San Francisco	W, 9-7
4/15	at San Francisco	L, 7-1
4/19	at Stanford	L, 13-3
4/22	Saint Mary's	W, 5-0
4/30	Saint Mary's	L, 7-2
5/3	at San Francisco State	L, 11-5
5/5	San Diego Marines	L, 4-1
+ - San Diego MCRD Tourney		

1967 (12-19)

2/24	at San Francisco State	L, 7-1
2/25	at UC Davis	L, 1-0
2/25	at UC Davis	W, 5-1
3/7	at Cal State East Bay	W, 2-0
3/8	Santa Clara	L, 16-1
3/9	at California	L, 7-1
3/10	Nevada	W, 4-0
3/10	Nevada	L, 9-1
3/18	Utah+	L, 5-0
3/19	Pacific+	L, 9-5
3/29	at Santa Clara	W, 7-5

4/1	Pacific	W, 6-3
4/1	Pacific	W, 3-2
4/4	California	L, 3-1
4/5	at Saint Mary's	W, 5-3
4/8	California	L, 3-1
4/8	Washington State	L, 3-1
4/13	San Francisco State	L, 6-2
4/14	Saint Mary's	W, 5-4
4/14	Saint Mary's	W, 5-3
4/15	at Pacific	L, 3-2
4/16	San Francisco	W, 9-5
4/17	at Pacific	W, 2-1
4/18	Stanford	L, 8-0
4/19	at San Francisco	W, 5-4
4/25	Cal State East Bay	W, 6-2
4/28	San Francisco	L, 9-4
4/28	San Francisco	L, 11-10
5/2	at Stanford	L, 6-1
5/3	San Diego Marines	W, 7-4
5/4	Sacramento State	L, 5-0
5/5	at Saint Mary's	L, 3-0
5/5	at Saint Mary's	L, 7-6

1968 (15-24)

2/24	UC Davis	L, 3-1
2/24	UC Davis	L, 5-4
2/27	at Stanford	L, 7-4
2/29	at California	L, 6-4
3/5	Cal State East Bay	L, 13-3
3/9	Nevada	W, 5-3
3/9	Nevada	L, 5-4
3/15	at Nevada	L, 10-6
3/21	San Francisco State	L, 5-3
3/23	Cal State Los Angeles	L, 9-7
3/23	Cal State Los Angeles	W, 2-1
3/26	California	W, 4-0
3/29	at Santa Clara	L, 12-2
3/30	UC Santa Barbara	L, 4-1
3/30	UC Santa Barbara	W, 3-2
4/2	San Francisco	W, 4-3
4/5	Saint Mary's	L, 2-0
4/6	Pacific	L, 3-2
4/6	Pacific	W, 2-0
4/8	Wyoming+	L, 5-0
4/9	Pacific+	L, 11-8
4/13	at Loyola Marymount	L, 4-3
4/13	at Loyola Marymount	L, 6-3
4/16	at Cal State East Bay	L, 6-0
4/17	San Diego	W, 7-5
4/19	at Santa Clara	W, 4-1



3/3 San Francisco	W, 7-2	3/2 Sacramento State	W, 6-2	2/23 at Cal State East Bay	W, 12-7
3/7 Santa Clara	W, 5-4	3/3 at Humboldt State	W, 7-1	2/24 at Santa Clara	L, 6-3
3/9 Sacramento State	W, 4-3 (10)	3/3 at Humboldt State	W, 2-0	2/26 Stanford	L, 3-2
3/9 Sacramento State	W, 2-1 (10)	3/4 at Sacramento State	W, 5-2	3/7 Santa Clara	W, 6-2
3/10 at Santa Clara	W, 3-1	3/4 at Sacramento State	W, 7-0	3/8 Stanford	W, 3-1
3/11 Santa Clara	L 6-5 (10)	3/6 at California	W, 10-0	3/9 at Stanford	W, 7-4
3/14 at San Francisco State	W, 7-2	3/9 Cal State East Bay	W, 13-4	3/9 at Stanford	W, 1-0
3/17 Humboldt State	L, 2-0	3/10 Cal State East Bay	L, 6-2	3/12 California	L, 11-2
3/18 Cal State East Bay	W, 6-3	3/17 at San Francisco State	W, 21-2	3/15 San Francisco State	W, 4-2
3/18 Cal State East Bay	L, 3-1	3/17 at San Francisco State	L, 4-2	3/16 at San Francisco State	W, 10-1
3/21 Portland State	W, 10-1	3/20 Oregon	W, 10-9	3/16 at San Francisco State	L, 2-0
3/21 Portland University	W, 12-1	3/23 Los Angeles State*	L, 2-0	3/18 Oregon	L, 6-3
3/22 Oregon College of Ed.	W, 10-6	3/24 Los Angeles State*	W, 9-4	3/20 Oregon State	W, 11-7
3/24 Cal Poly Pomona	W, 10-8	3/24 Los Angeles State*	L, 2-0	3/22 Oregon State	W, 9-7
3/25 at Cal Poly Pomona	L, 7-4	3/28 at Saint Mary's	W, 5-3	3/23 at UC Davis	L, 15-14
3/25 at Cal Poly Pomona	L, 6-4	3/30 at Long Beach State*	T, 1-1	3/23 at UC Davis	W, 12-2
3/30 Cal State Fullerton	W, 6-0	3/31 at Long Beach State*	L, 8-3	3/24 UC Davis	W, 9-6
3/31 at Los Angeles State*	L, 5-4 (11)	3/31 at Long Beach State*	L, 5-4 (8)	3/29 Fresno State*	W, 9-0
4/1 at Los Angeles State*	W, 6-3	4/3 at Cal State East Bay	W, 6-3	3/31 Santa Clara	L, 2-0
4/1 at Lost Angeles State*	W, 5-0	4/6 UC Santa Barbara*	W, 5-3	4/3 San Francisco State	W, 3-2
4/7 Fresno State*	L, 4-1	4/7 UC Santa Barbara*	W, 7-6	4/9 at Fresno State*	L, 8-6
4/8 Fresno State*	L, 7-5	4/7 UC Santa Barbara*	L, 5-0	4/9 at Fresno State*	L, 4-3
4/8 Fresno State*	L, 9-4	4/10 at Stanford	L, 7-2	4/10 Chico State	W, 7-3
4/11 California	W, 5-4 (15)	4/11 San Francisco	W, 13-12	4/12 Long Beach State*	L, 5-1
4/14 at San Diego State*	L, 6-4	4/14 Stanford	L, 5-2	4/13 Long Beach State*	W, 4-3
4/15 at San Diego State*	L, 5-3	4/20 Humboldt State	L, 6-3	4/13 Long Beach State*	W, 2-1
4/15 at San Diego State*	L, 11-2	4/21 Humboldt State	W, 10-0	4/16 at Pacific*	L, 10-3
4/18 at Santa Clara	L, 13-7	4/21 Humboldt State	W, 9-2	4/16 at Pacific*	L, 8-3
4/19 San Francisco State	W, 9-2	4/23 Santa Clara	W, 5-1	4/19 at UC Santa Barbara*	W, 15-5
4/21 at Pacific*	W, 3-2	4/24 California	W, 9-1	4/20 at UC Santa Barbara*	L, 5-2
4/22 Pacific*	W, 3-0	4/27 at San Diego State*	W, 1-0	4/20 at UC Santa Barbara*	L, 2-0
4/22 Pacific*	W, 5-3	4/28 at San Diego State*	W, 9-1	4/29 at Santa Clara	W, 11-4
4/25 Saint Mary's	W, 7-0	4/28 at San Diego State*	W, 6-2	5/3 at San Diego State*	L, 12-3
4/28 Long Beach State*	W, 6-2	4/30 at Saint Mary's	W, 7-4	5/4 at San Diego State*	L, 3-2
4/29 Long Beach State*	W, 6-4	5/1 Santa Clara	L, 4-0	5/4 at San Diego State*	W, 8-7
4/29 Long Beach State*	W, 3-2	5/1 Santa Clara	L, 4-0	5/7 Fresno State*	L, 3-2
5/2 Stanford	W, 4-3	5/4 at Pacific*	W, 2-1	5/7 Fresno State*	L, 1-0
5/6 UC Irvine	W, 5-0	5/4 at Pacific*	W, 2-0	5/10 at Pacific*	W, 5-2
5/9 at Sacramento State	L, 5-1	5/5 Pacific*	L, 1-0	5/10 at Pacific*	L, 1-0
5/12 at UC Santa Barbara*	L, 5-3	5/8 Stanford	W, 4-2	5/11 Pacific*	W, 5-2
5/13 at UC Santa Barbara*	L, 3-2	5/11 at Fresno State*	W, 19-8	5/11 Pacific*	W, 7-5
5/13 at UC Santa Barbara*	L, 4-3	5/12 at Fresno State*	W, 17-6	5/11 Pacific*	W, 2-0
-PCAA game		5/12 at Fresno State	W, 7-4	*-PCAA game	

1973

(32-15-1, 11-6 PCAA)

2/20 at Cal State East Bay	W, 8-4
2/23 Santa Clara	L, 7-1
2/24 San Francisco State	W, 8-2
2/26 at Stanford	L, 1-0 (10)
3/2 Sacramento State	W, 8-4

1974

(24-26, 10-14)

2/16 at California	L, 2-1
2/16 at California	L, 1-0
2/22 at Saint Mary's	W, 11-2
2/23 at Cal State East Bay	L, 6-2

1975

(22-22, 9-9)

2/11 at UC Davis	L, 6-3
2/15 at Santa Clara	L, 5-1
2/21 at Cal State East Bay	L, 4-3
2/22 Cal State East Bay	L, 6-5
2/22 Cal State East Bay	W, 6-1



*-NCBA game
+-Spartan Classic

1978

(40-24, 24-12 NCBA)

2/3 Fresno State* L, 7-3
 2/4 Fresno State* L, 15-2
 2/4 Fresno State* W, 11-7
 2/8 California L, 2-1
 2/10 at San Francisco* W, 7-6
 2/11 San Francisco* W, 2-1
 2/11 San Francisco* W, 8-0
 2/17 at Santa Clara* L, 4-5
 2/18 Santa Clara* L, 5-8
 2/18 Santa Clara* L, 3-6
 2/19 San Francisco State W, 4-3
 2/19 San Francisco State W, 3-2
 2/21 Cal State East Bay W, 13-8
 2/24 Pacific* L, 1-19
 2/25 at Pacific* W, 13-2
 2/25 at Pacific* W, 3-2
 3/1 Sacramento State W, 15-4
 3/3 at Saint Mary's* W, 9-8
 3/4 Saint Mary's* L, 3-1
 3/4 Saint Mary's* W, 3-1
 3/7 at San Francisco State L, 2-1
 3/10 Stanford L, 7-4
 3/11 at Stanford L, 9-8
 3/11 at Stanford L, 6-1
 3/14 Boise State W, 17-0
 3/15 at California W, 2-1
 3/17 at Nevada* W, 11-5
 3/18 at Nevada* L, 5-2
 3/18 at Nevada* L, 4-1
 3/20 San Francisco+ W, 16-4
 3/21 Portland+ L, 4-5
 3/22 Washington+ W, 11-2
 3/23 Oregon+ W, 2-0
 3/24 Brigham Young+ W, 4-3
 3/25 Cornell+ W, 11-1
 3/25 Brigham Young+ L, 5-12
 3/28 Cal State Stanislaus W, 7-2
 3/31 San Francisco* W, 20-4
 4/1 at San Francisco* W, 7-2
 4/4 at San Francisco* W, 12-1
 4/7 Santa Clara* L, 0-3
 4/8 at Santa Clara* W, 10-8
 4/8 at Santa Clara* W, 4-3
 4/11 at Sacramento State W, 6-0
 4/14 at Pacific* L, 8-2
 4/18 at Cal State East Bay L, 4-2

4/21 Saint Mary's* W, 12-2
 4/22 at Saint Mary's* W, 7-5
 4/22 at Saint Mary's* W, 5-1
 4/25 Stanford W, 9-4
 4/28 UC Davis W, 7-0
 4/29 at UC Davis L, 2-1
 4/29 at UC Davis W, 6-2
 5/5 Nevada* W, 10-2
 5/6 Nevada* W, 19-4
 5/6 Nevada* W, 19-3
 5/9 Pacific* W, 11-7
 5/11 Pacific* W, 8-3
 5/12 at Fresno State* W, 3-2
 5/13 at Fresno State* W, 6-4
 5/13 at Fresno State* L, 15-8
 5/19 Santa Clara% L, 7-6
 5/20 Santa Clara% L, 10-9
 *-NCBA game
 +-Spartan Classic
 %-NCBA Playoff Game

1979

(39-20, 25-14 NCBA)

2/3 at San Francisco* L, 3-2
 2/3 at San Francisco* L, 4-3
 2/4 San Francisco* L, 2-3
 2/6 Stanford L, 11-5
 2/9 at Santa Clara* W, 10-5
 2/10 Santa Clara* L, 11-4
 2/10 Santa Clara* W, 2-1
 2/16 at Nevada* L, 6-3
 2/17 at Nevada* W, 10-3
 2/17 at Nevada* W, 7-1
 2/24 at Saint Mary's* W, 3-1
 2/24 at Saint Mary's* W, 3-1
 2/25 Pepperdine W, 7-6
 2/25 Pepperdine W, 4-0
 2/27 Saint Mary's* L, 6-4
 3/4 Long Beach State W, 8-4
 3/5 at Cal Poly- Slo W, 9-0
 3/5 at Cal Poly- Slo W, 9-0
 3/9 Pacific* W, 9-8
 3/10 at Pacific* W, 3-0
 3/10 at Pacific* L, 6-1
 3/12 Sacramento State W, 4-1
 3/17 Fresno State* W, 7-6
 3/17 Fresno State* W, 1-0
 3/18 Fresno State* W, 6-2
 3/19 Oregon State L, 7-2
 3/20 Oregon L, 6-5
 3/21 Portland W, 13-2

3/21 Washington W, 2-0
 3/23 Santa Clara* W, 8-5
 3/24 at Santa Clara* W, 11-3
 3/24 at Santa Clara* W, 9-3
 3/30 Nevada* W, 5-1
 3/31 Nevada* W, 5-0
 3/31 Nevada* W, 4-3
 4/3 at Stanford L, 9-3
 4/6 Saint Mary's* L, 7-5
 4/6 Saint Mary's* W, 2-1
 4/7 at Saint Mary's* W, 8-7
 4/13 at Cal State East Bay W, 9-7
 4/14 Cal State East Bay W, 4-1
 4/14 Cal State East Bay W, 10-0
 4/17 at California W, 10-9
 4/20 San Francisco State W, 11-3
 4/21 at San Francisco State W, 14-3
 4/27 at Pacific* L, 6-2
 4/28 Pacific* L, 4-3
 4/28 Pacific* W, 8-3
 4/30 Hawai'i L, 10-8
 5/1 at Cal State Stanislaus L, 9-3
 5/4 at Fresno State* L, 6-5
 5/5 at Fresno State* W, 10-6
 5/5 at Fresno State* L, 10-3
 5/11 at San Francisco* W, 4-1
 5/12 San Francisco* W, 9-2
 5/12 San Francisco* W, 14-3
 5/18 Fresno State% W, 5-4
 5/19 at Fresno State% L, 4-0
 5/20 at Fresno State% L, 4-0
 *-NCBA game
 %- NCBA Playoff Game

1980

(29-24-1, 21-15 NCBA)

2/1 at Santa Clara* L, 9-4
 2/2 Santa Clara* W, 11-3
 2/2 Santa Clara* W, 1-0
 2/5 at Cal State Stanislaus T, 2-2
 2/8 at Fresno State* L, 4-1
 2/9 at Fresno State* L, 4-2
 2/9 at Fresno State* L, 2-0
 2/12 at San Francisco State W, 8-7
 2/13 California W, 4-3
 2/23 Stanford L, 5-4
 2/23 Stanford L, 2-1
 2/24 at Stanford L, 9-3
 2/26 UC Davis L, 7-2
 2/29 Pacific* W, 1-0
 3/1 at Pacific* L, 5-1



3/1	at Pacific*	W, 5-3	2/20	Stanford	W, 15-4			
3/8	Nevada*	W, 4-3	2/21	Stanford	W, 7-3			
3/9	Nevada*	W, 1-0	2/21	Stanford	L, 4-2			
3/9	Nevada*	L, 10-4	2/24	San Francisco State	T, 8-8	1/29	California	L, 10-5
3/11	at Sacramento St.	W, 14-2	2/27	at Fresno State*	W, 11-1	1/30	at California	L, 6-0
3/12	Cal State Stanislaus	W, 4-2	2/28	at Fresno State*	L, 2-1	1/30	at California	L, 4-3
3/14	San Francisco*	W, 3-2	3/3	UC Davis	L, 6-5	2/2	UC Davis	L, 9-6
3/15	at San Francisco*	W, 6-0	3/6	at Saint Mary's*	L, 4-3	2/5	at San Francisco*	L, 6-5
3/15	at San Francisco*	W, 9-8	3/7	at Saint Mary's*	W, 7-3	2/6	San Francisco*	L, 4-3
3/17	at Saint Mary's*	L, 10-3	3/7	at Saint Mary's*	W, 9-0	2/6	San Francisco*	W, 6-5
3/18	Saint Mary's*	W, 5-2	3/10	Sacramento State	W, 7-4	2/12	at Stanford	L, 8-0
3/18	Saint Mary's*	L, 6-2	3/13	at San Francisco*	L, 10-9	2/14	at Stanford	L, 7-4
3/19	Portland	W, 5-2	3/14	at San Francisco*	W, 9-1	2/17	Cal State East Bay	L, 14-2
3/20	Oregon	L, 10-9	3/14	at San Francisco*	W, 6-0	2/19	at Fresno State*	L, 13-5
3/21	Fresno State*	L, 4-0	3/17	San Francisco State	W, 7-0	2/20	at Fresno State*	L, 6-3
3/22	Fresno State*	L, 12-7	3/27	at Nevada*	L, 13-4	2/20	at Fresno State*	L, 5-2
3/22	Fresno State*	L, 8-3	3/28	at Nevada*	L, 12-6	2/22	Stanford	L, 15-3
3/26	at Cal State East Bay	W, 8-0	3/28	at Nevada*	L, 4-1	2/24	at UC Davis	W, 6-5
3/28	Saint Mary's*	W, 4-2	3/29	Oregon State	W, 14-4	2/26	at Pacific*	L, 9-4
3/29	Saint Mary's*	W, 3-1	3/29	Oregon	W, 5-3	2/27	Pacific*	L, 9-4
3/29	Saint Mary's*	W, 3-0	3/30	UC Riverside	L, 7-5	2/27	Pacific*	L, 5-2
4/1	Cal State East Bay	W, 8-0	3/31	UC Riverside	L, 4-3	3/5	Nevada*	W, 14-13
4/3	UNLV	L, 4-3	4/2	at Hawai'i	W, 4-2	3/6	Nevada*	L, 10-9(14)
4/4	Biola	W, 2-1	4/2	at Hawai'i	L, 6-0	3/6	Nevada*	W, 5-1
4/15	at UC Davis	L, 5-4	4/3	at Hawai'i	L, 5-1	3/9	at Cal State East Bay	L, 13-7
4/18	at Pacific*	W, 6-5	4/3	at Hawai'i	L, 6-5	3/12	at Santa Clara*	W, 7-3
4/19	Pacific*	L, 2-1	4/4	at Hawai'i	L, 11-1	3/13	at Santa Clara*	L, 7-3
4/19	Pacific*	W, 4-1	4/7	Stanford	L, 16-5	3/13	at Santa Clara*	L, 8-6
4/23	at Stanford	W, 5-3	4/10	Fresno State*	W, 15-6	3/20	at Saint Mary's*	L, 8-4
4/25	Nevada*	W, 5-2	4/11	Fresno State*	L, 13-6	3/20	at Saint Mary's*	L, 3-2 (9)
4/26	Nevada*	W, 22-7	4/11	Fresno State*	L, 6-1	3/21	Portland State	W, 2-0
4/26	Nevada*	L, 4-2	4/14	at UC Davis	W, 12-6	3/21	Portland State	L, 6-2
4/29	at California	L, 11-6	4/17	Saint Mary's*	W, 7-0	3/22	Portland State	W, 12-11(10)
5/2	at San Francisco*	W, 10-8	4/18	at Saint Mary's*	L, 8-0	3/22	Portland State	W, 6-2
5/3	San Francisco*	W, 4-2	4/18	at Saint Mary's*	L, 5-1	3/27	Oregon State	W, 7-0 (7)
5/3	San Francisco*	W, 12-11	4/22	at Santa Clara*	L, 9-2	3/27	Oregon State	L, 9-2
5/9	Santa Clara*	L, 5-3	4/22	Cal State East Bay	W, 4-2	4/7	Pacific*	W, 4-3(11)
5/10	at Santa Clara*	W, 15-3	4/24	at San Francisco*	L, 14-6	4/8	at Pacific*	W, 8-2
5/10	at Santa Clara*	L, 13-5	4/25	San Francisco*	L, 10-6	4/8	at Pacific*	L, 5-4(9)
	-NCBA game		4/25	San Francisco	W, 14-6	4/12	at Stanford	L, 2-0
			4/29	at Santa Clara*	W, 2-1	4/16	at Nevada*	L, 9-8(10)
			4/29	California	L, 14-7	4/17	at Nevada*	L, 6-5
			5/1	Santa Clara*	W, 2-1	4/17	at Nevada*	W, 16-12
			5/1	Santa Clara*	W, 11-10	4/20	Saint Mary's*	W, 6-5
			5/2	at Santa Clara*	L, 3-1	4/23	Santa Clara*	L, 12-9
			5/2	at Santa Clara*	W, 9-6	4/24	Santa Clara*	L, 9-5
			5/5	at Fresno State*	W, 7-5	4/24	Santa Clara*	L, 3-2
			5/8	Pacific*	L, 4-3	4/30	at Saint Mary's*	W, 8-2
			5/9	Pacific*	L, 13-12	5/1	Saint Mary's*	L, 8-2
			5/9	Pacific*	W, 4-2	5/1	Saint Mary's*	L, 10-3
				-NCBA game		5/3	Fresno State	L, 19-1

1982**(14-39, 9-27 NCBA)****1981****(28-29-1, 17-19 NCBA)**



5/7 San Francisco*	L, 15-8	5/7 at California	W, 6-3	4/1 at Nevada*	L, 8-2
5/8 at San Francisco*	L, 2-1	5/9 at Pacific*	L, 5-2	4/3 at Stanford	L, 10-7
5/8 at San Francisco*	L, 2-1	5/11 Santa Clara*	W, 5-3	4/7 at Santa Clara*	W, 13-1
5/11 Fresno State*	L, 13-1	5/11 Santa Clara*	L, 5-2	4/8 Santa Clara*	W, 12-2
5/12 Fresno State*	L, 6-5	5/14 Santa Clara*	W, 7-4	4/8 Santa Clara*	W, 6-5
-NCBA game		5/15 at Santa Clara	W, 10-8	4/11 Pacific*	W, 6-0
		5/15 at Santa Clara*	L, 4-2	4/11 Pacific*	W, 5-4
		5/18 at Saint Mary's	W, 5-1	4/14 at Fresno State*	L, 5-6 (10)
		5/22 Saint Mary's	W, 4-1	4/15 at Fresno State*	L, 10-1
		5/22 Saint Mary's	W, 4-0	4/15 at Fresno State*	L, 4-3 (8)

1983

(32-20, 15-12 NCBA)

2/10 at Cal State East Bay	W, 12-3
2/11 Stanford	W, 3-2
2/14 at Stanford	L, 9-2
2/14 at Stanford	L, 15-11
2/15 Cal State East Bay	W, 8-0
2/19 San Francisco	L, 4-3
2/19 San Francisco	W, 10-9
2/21 California	W, 13-2
2/21 California	W, 2-1
3/8 Saint Mary's	W, 8-7
3/9 at San Francisco	W, 10-6
3/11 at UC Santa Barbara	L, 3-2
3/11 at UC Santa Barbara	W, 3-2 (8)
3/12 at UC Santa Barbara	W, 10-4
3/12 at UC Santa Barbara	L, 6-5
3/19 Oregon State	W, 5-4
3/20 Oregon State	W, 12-5
3/21 Oregon State	L, 7-3
3/25 Pacific*#	W, 11-7
3/25 Pacific*#	W, 8-5
3/26 Pacific*	W, 4-3
3/26 Pacific*	W, 4-3
3/30 Pacific Lutheran	W, 13-1
4/1 Pacific Lutheran	W, 7-0
4/1 Stanford	L, 9-2
4/2 San Francisco State	L, 8-7
4/6 at Fresno State*	L, 13-4
4/6 at Fresno State*	L, 7-4
4/9 Fresno State*	L, 13-0
4/10 Fresno State*	L, 8-0
4/10 Fresno State*	L, 5-1(8)
4/13 San Francisco*	W, 9-0
4/13 San Francisco*	L, 4-2
4/16 at San Francisco*	W, 10-5
4/17 at San Francisco*	W, 10-7
4/17 at San Francisco*	W, 8-6
4/20 at Saint Mary's*	L, 8-0
4/20 at Saint Mary's*	L, 8-7
4/27 at Nevada*	L, 13-2
4/27 at Nevada*	W, 18-1
5/4 California	W, 4-3
5/7 at California	W, 3-2

*-NCBA game
 #-Played at Municipal stadium, but SJSU acted as away team.

1984

(28-35-1, 15-15 NCBA)

2/3 California	L, 3-2
2/4 at California	L, 6-3
2/4 at California	L, 3-1
2/7 UC Davis	W, 2-1(10)
2/11 at Stanford	W, 6-3
2/12 Stanford	L, 11-5
2/12 Stanford	L, 2-3
2/14 at California	T, 9-9 (7)
2/18 Cal Poly	W, 4-2
2/18 Cal Poly	L, 8-0
2/19 Cal Poly	L, 9-8 (12)
2/21 at UC Davis	L, 12-5
2/25 at San Francisco	W, 12-4
2/25 at San Francisco	W, 7-4
2/28 Cal State East Bay	L, 4-3
3/1 at Cal State Long Beach	L, 6-3
3/2 at Southern California	L, 6-2
3/2 at Southern California	L, 8-7 (11)
3/3 at Cal State Northridge	L, 3-0
3/6 at Cal State East Bay	W, 9-4
3/7 Sonoma State	W, 4-1
3/17 Washington	W, 3-0 (7)
3/17 Washington	W, 5-4
3/18 Western Oregon	W, 6-0
3/18 Western Oregon	W, 4-1
3/20 San Francisco State	W, 7-5
3/20 San Francisco State	W, 7-0
3/24 San Francisco*	W, 9-3
3/25 San Francisco*	W, 7-3
3/25 San Francisco*	W, 7-6
3/27 UCLA	L, 13-6
3/28 Saint Mary's*	W, 9-8
3/28 Saint Mary's*	W, 2-1
3/31 at Nevada*	L, 28-8
4/1 at Nevada*	W, 23-6

4/1 at Nevada*	L, 8-2
4/3 at Stanford	L, 10-7
4/7 at Santa Clara*	W, 13-1
4/8 Santa Clara*	W, 12-2
4/8 Santa Clara*	W, 6-5
4/11 Pacific*	W, 6-0
4/11 Pacific*	W, 5-4
4/14 at Fresno State*	L, 5-6 (10)
4/15 at Fresno State*	L, 10-1
4/15 at Fresno State*	L, 4-3 (8)
4/16 So. Cal. College	L, 9-3
4/19 at San Francisco*	L, 7-2
4/19 at San Francisco*	L, 9-7
4/20 Saint Mary's*	L, 10-7
4/21 at Saint Mary's*	W, 2-0
4/21 at Saint Mary's*	W, 7-5 (8)
4/25 Nevada*	L, 5-2
4/25 Nevada*	L, 12-5
5/2 at Santa Clara*	L, 7-5
5/2 at Santa Clara*	L, 7-6
5/5 Pacific*	W, 8-4
5/6 at Pacific*	W, 3-0
5/6 at Pacific*	L, 5-3
5/9 Fresno State*	L, 6-3
5/9 Fresno State*	L, 4-3
5/11 at Hawai'i	L, 17-2
5/12 at Hawai'i	L, 11-1
5/12 at Hawai'i	L, 10-9
5/13 at Hawai'i	L, 24-2
*-NCBA game	

1985

(24-34, 16-14 PCAA)

1/29 at California	L, 8-6
2/1 Cal Poly Slo	W, 3-2
2/5 Santa Clara	W, 6-4
2/6 California	L, 5-1
2/12 at Santa Clara	W, 3-1
2/15 Saint Mary's	L, 5-0
2/17 Nevada	W, 3-0
2/17 Nevada	L, 0-2
2/18 Nevada	W, 7-2
2/22 Stanford	L, 0-4
2/23 at Stanford	L, 7-3
2/23 at Stanford	L, 12-6
2/24 San Francisco	L, 7-4
2/26 Washington State	W, 3-0
2/27 Saint Mary's	L, 13-7
3/1 Pacific*	W, 4-3 (10)
3/2 Pacific*	L, 9-4
3/2 Pacific*	W, 3-0



3/9 Fullerton State*	L, 14-3	2/11 at California	L, 6-1	1/23 Stanford	W, 2-1
3/9 Fullerton State*	W, 8-5	2/21 Saint Mary's	W, 8-2	1/26 at Stanford	L, 1-7
3/10 Fullerton State*	L, 8-1	2/22 Saint Mary's	W, 9-1	1/31 Nevada	L, 9-13
3/12 Santa Clara	L, 7-4	2/22 Saint Mary's	W, 4-3	1/31 Nevada	W, 1-0
3/15 UC Santa Barbara*	L, 3-2	2/23 at UC Davis	L, 5-3	2/1 at Sacramento State	W, 15-0
3/16 UC Santa Barbara*	W, 8-7	2/25 at Cal State Stanislaus	W, 16-5	2/1 at Sacramento State	L, 1-9
3/16 UC Santa Barbara*	W, 9-5	2/28 at USF	L, 7-0	2/4 at San Francisco	W, 14-3
3/20 at Hayward St.	L, 18-6	3/1 USF	L, 7-0	2/10 Cal State Stanislaus	W, 8-3
3/21 at San Francisco	L, 14-1	3/1 USF	W, 4-1	2/11 at Santa Clara	L, 0-2
3/23 UNLV*	W, 12-10 (12)	3/4 Stanford	L, 7-2	2/14 at UC Davis	W, 3-1 (10)
3/23 UNLV*	L, 13-0	3/17 KEIO+	W, 3-2 (13)	2/15 at San Francisco	W, 3-2
3/24 UNLV*	W, 8-4	3/18 San Francisco State	L, 13-10	2/16 UC Davis	W, 3-0
3/30 UC Irvine*	L, 8-4	3/19 Sonoma State	W, 7-3	2/16 UC Davis	W, 3-1
3/30 UC Irvine*	L, 7-4	3/22 Western Oregon	W, 4-1	2/20 San Francisco State	W, 6-5 (10)
3/31 UC Irvine*	W, 12-3	3/22 Western Oregon	L, 8-6	2/21 Cal Poly	W, 1-0 (14)
4/1 Azusa-Pacific	W, 6-1	3/23 Western Oregon	W, 13-3	2/21 Cal Poly	W, 5-4
4/1 Azusa-Pacific	L, 9-7	3/24 Oregon Tech	W, 32-0	2/24 Cal State East Bay	W, 4-2
4/2 Stanford	L, 8-5	3/25 Cal State Northridge	W, 7-4	3/3 Sacramento State	W, 1-0 (10)
4/3 at Sonoma State	L, 7-2	3/26 Cal State Stanislaus	W, 8-0	3/10 Saint Mary's	W, 9-1
4/10 Hayward	L, 4-3	3/27 at Fresno State*	W, 7-2	3/11 Santa Clara	L, 3-4
4/12 Fresno State*	L, 7-0	3/28 at Fresno State*	L, 11-3	3/13 at Nevada	L, 2-3
4/13 Fresno State*	L, 6-2	3/29 at Fresno State*	L, 6-1	3/14 at Nevada	L, 6-9
4/13 Fresno State*	L, 4-0	4/1 at Nevada	L, 23-7	3/15 vs. Sacramento State (at Reno, Nev.)	L, 8-9
4/16 Saint Mary's	L, 17-6	4/4 Pacific*	L, 3-2	3/17 San Francisco	W, 20-7
4/19 UC Santa Barbara*	W, 6-5	4/7 Pacific*	W, 9-4	3/22 Western Oregon	W, 7-0
4/20 UC Santa Barbara*	W, 4-1	4/7 Pacific*	L, 1-0 (12)	3/22 Western Oregon	W, 1-0
4/20 UC Santa Barbara*	L, 6-1	4/9 at Santa Clara	W, 13-8	3/22 Air Force	W, 6-0
4/23 at Santa Clara	L, 7-1	4/11 at UC Santa Barbara*	L, 11-1	3/23 at Stanford	L, 3-5
4/24 at UC Davis	L, 11-4	4/12 at UC Santa Barbara*	L, 8-2	3/24 at San Francisco State	L, 8-18
4/26 Long Beach State*	W, 11-6	4/13 at UC Santa Barbara*	W, 21-5	3/25 Oregon Tech	W, 16-0
4/27 Long Beach State*	W, 10-2	4/18 at Long Beach State*	W, 7-1	3/27 *UNLV	W, 5-4
4/27 Long Beach State*	W, 5-2	4/19 at Long Beach State*	L, 15-14	3/28 *UNLV	L, 5-6
5/2 UC Davis	W, 6-5	4/20 at Long Beach State*	L, 18-4	3/29 *UNLV	L, 5-7
5/3 at Fresno State*	L, 9-2	4/22 at Santa Clara	L, 20-6	3/31 at Cal State East Bay	L, 16-17
5/4 at Fresno State*	L, 9-1	4/25 Fullerton State*	L, 7-1	4/3 *Fresno State	W, 6-5
5/4 at Fresno State*	W, 5-0	4/26 Fullerton State*	L, 10-3	4/4 *Fresno State	L, 4-9
5/7 at San Francisco State	L, 7-6	4/27 Fullerton State*	L, 12-5	4/5 *Fresno State	W, 10-3
5/10 Pacific*	W, 6-3	4/28 California	L, 10-1	4/7 at Cal State Stanislaus	W, 6-2
5/11 Pacific*	L, 4-2	4/29 at San Francisco State	W, 7-5	4/8 at Santa Clara	L, 2-4
5/11 Pacific*	W, 5-2	5/2 UC Irvine*	L, 4-2	4/10 *at Pacific	L, 0-4
-PCAA game		5/4 UC Irvine	W, 7-6	4/11 *at Pacific	L, 1-12
		5/4 UC Irvine*	L, 9-7	4/12 *at Pacific	W, 4-1
		5/6 Santa Clara	L, 6-1	4/14 at Sonoma State	L, 2-3
		5/7 Santa Clara	W, 11-2	4/16 *UC Santa Barbara	L, 4-6
		5/9 at UNLV*	W, 14-12 (10)	4/17 *UC Santa Barbara	W, 7-6 (10)
		5/10 at UNLV*	W, 13-8	4/18 *UC Santa Barbara	W, 3-2
		5/11 at UNLV*	L, 21-37	4/21 Stanford	L, 5-7
		*-PCAA game		4/24 *Long Beach State	W, 4-2
				4/25 *Long Beach State	L, 1-3
				4/26 *Long Beach State	W, 5-1
				4/28 UC Santa Cruz	W, 15-1

1986

(21-33, 7-14 PCAA)

1987

(31-28, 8-13 PCAA)



4/28 UC Santa Cruz	W, 9-0	4/2 *at UNLV	L, 2-3	3/18 Western Oregon State	W, 8-3
5/1 *at Cal State Fullerton	L, 2-6	4/4 Cal Poly	W, 3-0	3/19 Western Oregon State	W, 9-8
5/2 *at Cal State Fullerton	L, 3-13	4/5 Cal State East Bay	W, 10-4	3/21 Washington	W, 3-1
5/3 *at Cal State Fullerton	L, 5-6	4/8 *at Fresno State	L, 3-17	3/22 Washington	W, 7-2
5/5 Santa Clara	L, 3-4	4/9 *at Fresno State	L, 1-10	3/24 at Nevada	L, 10-11
5/8 *at UC Irvine	L, 0-10	4/10 *at Fresno State	L, 1-7	3/28 Santa Clara	L, 0-14
5/9 *at UC Irvine	L, 1-8	4/12 Santa Clara	L, 5-7	3/31 *at UC Irvine	W, 7-1
5/10 *at UC Irvine	L, 1-5	4/13 at California	L, 0-7	4/1 *at UC Irvine	W, 4-2
* - PCAA game		4/15 *Pacific	L, 9-11	4/2 *at UC Irvine	L, 6-7
		4/16 *Pacific	W, 7-0	4/4 UC Davis	W, 9-2
		4/17 *Pacific	L, 1-2	4/7 *UNLV	L, 2-5
		4/22 *at UC Santa Barbara	W, 11-5	4/8 *UNLV	W, 12-8
		4/24 *at UC Santa Barbara	L, 2-9	4/9 *UNLV	W, 4-1
		4/24 *at UC Santa Barbara	W, 10-1	4/11 at Santa Clara	L, 4-6
		4/26 Stanford	L, 3-7	4/14 *at Pacific	W, 9-6
		4/29 *at Long Beach State	L, 3-7	4/15 *at Pacific	W, 4-0
		4/30 *at Long Beach State	W, 11-9	4/16 *at Pacific	L, 4-5
		5/1 *at Long Beach State	W, 16-6	4/18 San Francisco	W, 6-4
		5/3 at San Francisco	L, 4-5	4/19 at Cal State East Bay	W, 9-2
		5/4 UC Santa Cruz	W, 13-1	4/21 *at Cal State Fullerton	W, 7-6
		5/8 *Cal State Fullerton	W, 5-4	4/22 *at Cal State Fullerton	L, 6-8
		5/8 *Cal State Fullerton	W, 11-2	4/23 *at Cal State Fullerton	L, 6-7
		* - PCAA game		4/25 at California	L, 3-9
				4/28 *Long Beach State	L, 2-7
				4/29 *Long Beach State	L, 0-2
				4/30 *Long Beach State	L, 3-6
				5/2 Santa Clara	L, 3-6
				5/5 *Fresno State	L, 7-8 (11)
				5/6 *Fresno State	L, 1-4
				5/7 *Fresno State	W, 4-2
				5/9 at Sacramento State	L, 3-6
				5/12 *UC Santa Barbara	W, 8-3
				5/13 *UC Santa Barbara	W, 4-1
				5/14 *UC Santa Barbara	W, 5-1
				(SF) - Spartan Field	
				* - Big West Conference game	

1988
(31-30, 9-11 PCAA)

1/29 Nevada	W, 9-8
1/30 Nevada	L, 2-4
1/30 Nevada	L, 0-3
2/2 at Cal State East Bay	W, 4-0
2/5 at Hawai'i	L, 2-9
2/6 at Hawai'i	L, 1-6
2/7 at Hawai'i	L, 2-16
2/13 at Cal Poly	W, 3-1
2/13 at Cal Poly	L, 0-6
2/14 at Cal Poly	W, 9-6
2/16 California	L, 2-6
2/19 Cal State L.A.	W, 3-1
2/20 Cal State L.A.	W, 5-3
2/20 Cal State L.A.	W, 4-1
2/21 at UC Davis	W, 8-4
2/23 at Santa Clara	L, 2-4
2/26 at Saint Mary's	W, 7-1
2/27 Saint Mary's	W, 4-3
2/28 at Saint Mary's	L, 3-7
3/1 at Stanford	L, 9-10
3/4 at San Francisco	L, 1-8
3/5 San Francisco	L, 2-4
3/5 San Francisco	L, 6-8
3/11 at Nevada	L, 5-6
3/12 at Nevada	L, 4-5
3/12 at Nevada	W, 15-1
3/14 U.S. International	W, 4-0
3/15 U.S. International	W, 14-4
3/19 Western Oregon State	W, 14-7
3/19 Western Oregon State	W, 7-6
3/20 Western Oregon State	W, 6-5
3/23 Oregon Tech	W, 13-4
3/25 Warner Pacific	W, 6-4
3/26 *UC Irvine	W, 9-2
3/27 *UC Irvine	L, 9-10
3/28 *UC Irvine	W, 13-10
3/29 UC Davis	W, 8-5
3/31 *at UNLV	L, 6-8
4/1 *at UNLV	L, 0-4

1989
(40-19, 11-10 Big West)

1/27 Nevada	W, 18-7
1/28 Nevada	W, 13-4
1/28 Nevada	W, 8-2
1/30 at Stanford	W, 14-8
1/31 Cal State East Bay	W, 6-5
2/5 Cal Poly	W, 9-7
2/5 Cal Poly	W, 4-1
2/7 at UC Davis	W, 4-1 (10)
2/10 Cal State L.A.	W, 2-1
2/11 Cal State L.A.	W, 7-2
2/11 Cal State L.A.	W, 3-2
2/14 California	W, 2-1
2/21 Stanford	W, 7-6 (10)
2/24 San Francisco	W, 7-1
2/25 at San Francisco	W, 5-4 (11)
2/28 at Santa Clara	L, 2-3
3/3 Saint Mary's	W, 9-1
3/5 Saint Mary's	W, 2-1
3/5 Saint Mary's	W, 3-1
3/7 Arizona State	L, 4-5 (10)
3/10 Kansas State	L, 3-4
3/11 Kansas State	W, 2-0
3/12 Sacramento State	W, 5-4 (10)
3/15 at Cal Poly	W, 7-5
3/17 Cornell	W, 2-0

1990
(43-17, 9-12 Big West)

2/3 Cal Poly	W, 4-0
2/4 Cal Poly	W, 13-3
2/7 at Cal State East Bay	W, 16-1
2/9 Cal State L.A.	W, 5-2
2/10 Cal State L.A.	W, 12-1
2/13 at Stanford	L, 3-4
2/21 Santa Clara	W, 3-2
2/23 Utah	W, 11-5
2/24 Utah	W, 10-2
2/24 Utah	W, 5-1
2/25 Utah	W, 13-3
2/27 California	W, 7-1



3/3	Sacramento State	W, 8-4
3/3	Sacramento State	W, 4-3 (10)
3/6	at San Francisco	L, 8-9
3/9	George Washington	W, 8-3
3/10	George Washington	W, 7-1
3/13	at California	W, 10-1
3/14	at Saint Mary's	W, 6-4
3/16	Western Oregon State	W, 11-1
3/17	Western Oregon State	W, 15-5
3/17	Western Oregon State	W, 10-0
3/19	^Minnesota	W, 12-7
3/20	^Brigham Young	W, 3-2
3/21	^Oregon State	W, 3-2
3/22	^Washington	W, 8-4
3/23	^Ohio State	W, 9-3
3/24	^Oregon State	W, 6-3
3/25	Minnesota	W, 5-2
3/27	San Francisco	W, 5-4
3/30	*at UC Santa Barbara	W, 5-0
3/31	*at UC Santa Barbara	L, 11-17
4/1	*at UC Santa Barbara	W, 3-1
4/3	at Santa Clara	L, 8-18
4/6	*Long Beach State	W, 5-3
4/7	*Long Beach State	W, 6-1
4/8	*Long Beach State	L, 2-9
4/9	Stanford	L, 5-6
4/10	Saint Mary's	W, 11-5
4/13	*at UNLV	W, 3-2
4/14	*at UNLV	L, 1-2
4/14	*at UNLV	L, 3-4
4/17	Cal State East Bay	W, 8-2
4/20	*at Fresno State	L, 7-8 (10)
4/21	*at Fresno State	L, 3-5
4/22	*at Fresno State	L, 2-12
4/24	at Santa Clara	L, 2-3 (12)
4/25	at San Francisco	W, 12-7
4/27	*Pacific	W, 3-1 (11)
4/28	*Pacific	W, 20-5
4/29	*Pacific	L, 5-6 (10)
5/1	UC Davis	W, 9-6
5/2	at Cal State East Bay	W, 12-4
5/4	*at UC Irvine	W, 7-1
5/5	*at UC Irvine	L, 5-6
5/6	*at UC Irvine	L, 4-8
5/8	Santa Clara	W, 5-3
5/11	*Cal State Fullerton	L, 3-10
5/12	*Cal State Fullerton	L, 5-11
5/13	*Cal State Fullerton	W, 11-5

* - Big West Conference game
 ^ - Spartan Classic

1991
(25-30, 7-14 Big West)

2/2	San Francisco	L, 4-7
2/6	Cal State East Bay	W, 9-5
2/8	Cal State L.A.	W, 6-0
2/9	Cal State L.A.	L, 4-6
2/10	at San Francisco	W, 4-0
2/12	at California	L, 7-8
2/15	at San Diego State	W, 6-3
2/16	at San Diego State	L, 3-4
2/17	at San Diego State	L, 7-9
2/18	at San Diego	L, 6-7
2/22	Cal State Northridge	L, 4-11
2/23	Cal State Northridge	L, 7-10
2/24	Cal State Northridge	W, 3-2
2/26	at UC Davis	L, 6-9
3/6	at Stanford	W, 7-4
3/7	U.S. International	W, 5-4
3/8	U.S. International	W, 1-0
3/11	^Colorado State	W, 12-1
3/14	^Oklahoma	W, 8-1
3/14	^Santa Clara	L, 0-3
3/15	^Indiana	L, 2-10
3/16	^Gonzaga	L, 3-4
3/22	Western Oregon State	W, 9-0
3/22	Western Oregon State	W, 5-1
3/23	Western Oregon State	W, 12-4
3/28	*UC Santa Barbara	W, 4-3
3/29	*UC Santa Barbara	L, 4-7
3/30	*UC Santa Barbara	W, 6-1
4/2	UC Davis	W, 4-0
4/2	UC Davis	L, 4-7
4/5	*at Long Beach State	L, 0-17
4/6	*at Long Beach State	W, 2-1
4/7	*at Long Beach State	L, 1-3
4/9	at Santa Clara	L, 7-8 (10)
4/10	California	L, 5-15
4/12	*UNLV	L, 1-2
4/13	*UNLV	L, 5-7
4/14	*UNLV	L, 4-5
4/16	at Cal State East Bay	W, 10-6
4/19	*Fresno State	L, 0-4
4/20	*Fresno State	W, 1-0
4/21	*Fresno State	L, 1-9
4/24	Saint Mary's	W, 9-2
4/26	*at Pacific	L, 4-5 (14)
4/27	*at Pacific	W, 4-3
4/28	*at Pacific	L, 4-5 (13)
4/30	San Francisco	L, 9-10
5/3	*UC Irvine	L, 1-2
5/4	*UC Irvine	L, 2-3

5/5	*UC Irvine	W, 5-1
5/7	Santa Clara	W, 2-0
5/8	at San Francisco	W, 16-8
5/10	*at Cal State Fullerton	L, 1-2
5/11	*at Cal State Fullerton	W, 4-3 (12)
5/12	*at Cal State Fullerton	L, 2-7

* - Big West Conference game
 ^ - Spartan Classic

1992
(32-21-1, 12-12 Big West)

2/4	Saint Mary's	W, 12-4
2/8	at San Francisco	W, 8-5
2/9	San Francisco	W, 6-1
2/11	at Cal State East Bay	L, 1-2 (8)
2/18	at Stanford	W, 7-6
2/21	at Cal State Northridge	L, 4-5
2/22	at Cal State Northridge	L, 6-9
2/23	at Cal State Northridge	L, 0-6
2/25	at California	W, 8-2
2/28	Washington State	W, 7-2
2/29	Washington State	L, 0-1 (13)
2/29	Washington State	W, 4-0
3/3	Santa Clara	W, 8-1
3/7	*Pacific	W, 4-0
3/7	*Pacific	W, 8-2
3/8	*Pacific	W, 6-3
3/10	at San Francisco	W, 6-2
3/12	*at UNLV	L, 1-9
3/13	*at UNLV	W, 8-1
3/14	*at UNLV	L, 1-2
3/16	^Princeton	W, 4-3
3/17	^Iona	W, 9-0
3/18	^Arizona	T, 2-2
3/19	^Portland State	W, 6-2
3/24	Cal State East Bay	W, 18-2
3/24	Cal State East Bay	W, 4-2
3/25	Eastern Oregon State	W, 7-1
3/27	*at UC Santa Barbara	W, 9-6
3/28	*at UC Santa Barbara	W, 9-6
3/29	*at UC Santa Barbara	W, 7-3
3/31	!at Saint Mary's	L, 1-8
4/3	*New Mexico State	W, 7-6
4/4	*New Mexico State	W, 14-0
4/5	*New Mexico State	W, 12-3
4/7	at Santa Clara	L, 9-15
4/10	*Long Beach State	L, 5-9
4/11	*Long Beach State	W, 6-2
4/12	*Long Beach State	L, 1-3
4/13	UC Davis	L, 6-7
4/14	at UC Davis	W, 6-4



4/16 *at Fresno State L, 7-9 (10)
 4/17 *at Fresno State L, 2-6
 4/18 *at Fresno State L, 3-4 (10)
 4/21 Stanford L, 4-5
 4/24 *at UC Irvine L, 3-14
 4/25 *at UC Irvine L, 0-4
 4/26 *at UC Irvine L, 3-4
 4/29 California L, 6-9
 5/2 Sacramento State W, 4-1
 5/3 at Sacramento State W, 8-2
 5/5 San Francisco W, 14-0
 5/8 *Cal State Fullerton L, 0-10
 5/9 *Cal State Fullerton W, 8-2
 5/10 *Cal State Fullerton L, 3-8
 * - Big West Conference game
 ^ - Spartan Classic
 ! - Game later forfeited to San Jose State.

1993

(34-19, 11-10 Big West)

2/5 San Francisco W, 7-1
 2/6 at San Francisco W, 8-5
 2/7 San Francisco L, 3-5
 2/10 Cal State East Bay W, 6-1
 2/12 San Diego State W, 5-1
 2/13 San Diego State L, 1-2
 2/14 San Diego State L, 2-7
 2/16 Sonoma State W, 10-8
 2/28 at Saint Mary's W, 7-2
 3/2 at Santa Clara L, 0-1
 3/3 Valparaiso W, 19-1
 3/5 Southern Utah W, 11-2
 3/6 Southern Utah L, 7-15
 3/6 Southern Utah W, 2-1
 3/7 Southern Utah W, 17-0
 3/9 California W, 5-4
 3/12 *UNLV L, 6-12
 3/13 *UNLV W, 8-1
 3/14 *UNLV W, 5-4
 3/19 ^Oregon State L, 1-5
 3/20 ^Utah L, 0-5
 3/20 ^Sacramento State W, 14-7
 3/21 ^Sacramento State W, 17-9
 3/22 Central Washington W, 14-6
 3/24 Lewis & Clark W, 6-1
 3/26 *UC Santa Barbara W, 15-3
 3/27 *UC Santa Barbara W, 5-0
 3/28 *UC Santa Barbara W, 7-6
 3/31 at Saint Mary's W, 12-8
 4/2 *at New Mexico State L, 5-8

4/3 *at New Mexico State W, 9-6
 4/4 *at New Mexico State L, 11-12
 4/6 UC Davis W, 9-3
 4/8 *at Long Beach State L, 2-10
 4/9 *at Long Beach State L, 4-8
 4/10 *at Long Beach State L, 0-2
 4/12 at Stanford W, 11-3
 4/13 at Cal State East Bay W, 8-1
 4/16 *Nevada W, 4-3
 4/18 *Nevada W, 1-0
 4/18 *Nevada L, 4-5
 4/20 Stanford L, 4-5
 4/23 *at Pacific W, 10-5
 4/24 *at Pacific W, 4-1
 4/25 *at Pacific L, 6-8
 4/26 UC San Diego W, 14-4
 4/27 Santa Clara W, 6-5
 5/3 Saint Mary's L, 4-8
 5/4 at San Francisco W, 5-0
 5/7 *at Cal State Fullerton L, 1-12
 5/8 *at Cal State Fullerton L, 1-7
 5/9 *at Cal State Fullerton W, 5-3
 5/12 Saint Mary's W, 6-2
 * - Big West Conference game
 ^ - Spartan Classic

1994

(29-26, 9-12 Big West)

2/4 Cal State L.A. W, 10-5
 2/5 Cal State L.A. L, 1-3
 2/6 Cal State L.A. W, 11-0
 2/8 at Cal State East Bay W, 9-1
 2/11 Saint Mary's W, 7-2
 2/12 at Saint Mary's W, 7-3
 2/13 Saint Mary's L, 3-4
 2/15 Santa Clara L, 4-7
 2/19 Washington State L, 7-10
 2/22 San Francisco L, 0-4
 2/25 at San Diego State L, 4-5
 2/26 at San Diego State L, 8-12
 2/27 at San Diego State L, 3-6
 3/2 at California W, 15-5
 3/5 Maine W, 7-3
 3/6 Maine W, 8-3
 3/6 Maine L, 2-3
 3/8 at San Francisco W, 7-2
 3/9 Portland W, 4-0
 3/11 ^Portland L, 1-4
 3/12 ^Maine W, 13-3
 3/12 ^Oregon State W, 6-5
 3/13 ^Portland W, 9-3

3/15 UC Davis W, 6-2
 3/20 Southern Utah W, 7-4
 3/20 Southern Utah W, 6-0
 3/21 Southern Utah W, 24-0
 3/25 *Cal State Fullerton L, 7-3
 3/26 *Cal State Fullerton L, 5-8
 3/27 *Cal State Fullerton L, 3-6
 3/29 Cal State East Bay W, 7-6
 3/31 San Francisco L, 9-8
 4/2 at San Francisco L, 10-13
 4/5 at Stanford W, 4-0
 4/8 *at UC Santa Barbara W, 3-1
 4/9 *at UC Santa Barbara L, 4-6
 4/10 *at UC Santa Barbara W, 9-1
 4/12 at Santa Clara L, 4-6
 4/15 *Long Beach State W, 3-1
 4/16 *Long Beach State L, 4-12
 4/17 *Long Beach State W, 3-2
 4/19 California L, 1-2
 4/22 *at UNLV L, 7-2
 4/23 *at UNLV W, 18-7
 4/24 *at UNLV W, 14-11
 4/30 *Pacific W, 1-0
 4/30 *Pacific L, 3-7
 5/1 *Pacific L, 0-10
 5/3 Stanford W, 2-1
 5/7 *at Nevada W, 5-2
 5/7 *at Nevada L, 5-6
 5/8 *at Nevada L, 6-10
 5/13 *New Mexico State L, 1-3
 5/14 *New Mexico State™ L, 2-4
 5/15 *New Mexico State W, 6-0
 * - Big West Conference game
 ^ - Spartan Classic

1995

(21-33-1, 5-16 Big West)

1/31 at Hawai'i-Hilo W, 6-4
 1/31 at Hawai'i-Hilo L, 5-9
 2/1 at Hawai'i-Hilo W, 6-3
 2/3 at Hawai'i L, 1-3
 2/4 at Hawai'i L, 0-5
 2/5 at Hawai'i L, 1-5
 2/10 Cal Poly L, 2-5
 2/11 Cal Poly W, 5-1
 2/12 Cal Poly W, 9-4
 2/14 at Fresno State L, 0-2
 2/17 San Diego State L, 5-10
 2/18 San Diego State L, 2-8
 2/19 San Diego State L, 2-7
 2/22 Santa Clara W, 6-3



2/24	Cal State East Bay	W, 11-3
2/25	Cal State L.A.	W, 3-2
2/26	Cal State L.A.	L, 4-11
3/1	San Francisco	L, 6-7
3/4	Sacramento State	W, 13-10
3/5	at Sacramento State	L, 2-7
3/5	at Sacramento State	L, 0-7
3/7	Fresno State	W, 3-2
3/14	UC Davis	W, 2-1
3/17	^Oregon State	T, 6-6
3/18	^Santa Clara	W, 3-0
3/18	^Arkansas	L, 8-12
3/19	^Arkansas	L, 4-7
3/24	*at Cal State Fullerton	L, 1-11
3/25	*at Cal State Fullerton	L, 1-17
3/26	*at Cal State Fullerton	W, 6-3
3/31	*at Pacific	L, 1-11
4/1	*at Pacific	W, 2-1
4/2	*at Pacific	L, 4-5
4/4	at Stanford	W, 9-4
4/7	*UC Santa Barbara	L, 1-9
4/8	*UC Santa Barbara	L, 2-10
4/9	*UC Santa Barbara	L, 2-6
4/11	at Saint Mary's	W, 9-4
4/13	*at Long Beach State	L, 1-9
4/14	*at Long Beach State	L, 2-10
4/15	*at Long Beach State	W, 6-3
4/18	at Santa Clara	L, 4-11
4/19	Hawai'i-Hilo	W, 12-1
4/21	*UNLV	L, 8-9
4/22	*UNLV	L, 1-5
4/23	*UNLV	L, 9-11
4/25	Stanford	W, 6-3
4/26	Cal State East Bay	W, 4-0
4/28	*at New Mexico State	L, 10-25
4/29	*at New Mexico State	L, 5-7
4/30	*at New Mexico State	L, 11-12
5/3	at San Francisco	L, 9-11
5/5	*Nevada	W, 9-6
5/6	*Nevada	W, 9-8
5/7	*Nevada	L, 3-15

* - Big West Conference game
 ^ - Spartan Classic

1996

(28-28, 7-14 Big West)

2/3	Cal State L.A.	W, 4-2
2/5	Cal State L.A.	L, 3-8
2/6	at California	W, 7-4
2/9	at San Diego State	W, 3-2
2/10	at San Diego State	L, 1-2

2/11	at San Diego State	L, 3-22
2/12	at San Diego	L, 6-9
2/14	at Saint Mary's	W, 10-1
2/16	Cal Poly	W, 7-2
2/17	Cal Poly	L, 0-4
2/18	Cal Poly	W, 9-4
2/23	at Sacramento State	L, 9-11
2/24	at Sacramento State	W, 9-2
2/25	Sacramento State	W, 3-2
2/28	Santa Clara	L, 3-4
3/2	Oregon State	L, 5-8
3/2	Oregon State	L, 3-10
3/5	Fresno State	W, 15-14
3/8	^Penn State	W, 8-1
3/9	^Santa Clara	L, 3-4
3/9	^Portland	L, 5-6
3/10	^Penn State	W, 9-3
3/15	Southern Utah	W, 1-0
3/16	Southern Utah	W, 6-4
3/16	Southern Utah	W, 13-3
3/17	Southern Utah	W, 9-0
3/18	Cornell	W, 9-7
3/19	at Fresno State	L, 10-11
3/22	*at UNLV	L, 8-24
3/23	*at UNLV	L, 10-11
3/24	*at UNLV	L, 3-4
3/26	San Francisco	W, 8-0
3/27	Cal State East Bay	W, 18-4
3/29	*New Mexico State	W, 9-3
3/30	*New Mexico State	W, 3-2
3/31	*New Mexico State	L, 5-6
4/4	*at Nevada	W, 8-7
4/5	*at Nevada	L, 7-9
4/6	*at Nevada	W, 6-5
4/9	Stanford	W, 8-6
4/13	*Pacific	L, 3-4
4/14	*Pacific	L, 8-15
4/15	*Pacific	L, 4-9
4/16	at Santa Clara	L, 3-5
4/20	*at Cal State Fullerton	L, 1-3
4/20	*at Cal State Fullerton	W, 6-4
4/21	*at Cal State Fullerton	W, 3-2
4/23	at Stanford	L, 0-11
4/26	*at UC Santa Barbara	L, 5-6
4/27	*at UC Santa Barbara	L, 7-18
4/28	*at UC Santa Barbara	L, 11-18
5/1	at Cal State East Bay	W, 16-3
5/3	*Long Beach State	L, 1-15
5/4	*Long Beach State	W, 4-2
5/5	*Long Beach State	L, 2-6
5/7	Saint Mary's	W, 8-3

* - Big West Conference game
 ^ - Spartan Classic

1997

(38-21, 20-10 WAC)

WAC West Division Champions

2/1	Pacific	W, 10-5
2/2	at Pacific	W, 5-3
2/3	at Cal State L.A.	W, 4-3
2/4	Cal State East Bay	W, 11-2
2/7	Portland State	W, 5-1
2/8	Portland State	W, 8-5
2/9	Portland State	W, 5-1
2/11	at San Francisco	W, 13-1
2/14	at Cal Poly	L, 2-5
2/15	at Cal Poly	L, 4-5
2/16	at Cal Poly	W, 8-6
2/18	at Cal State East Bay	W, 10-2
2/19	at Santa Clara	L, 2-4
2/21	*Fresno State	L, 3-8
2/22	*Fresno State	W, 4-1
2/23	*Fresno State	W, 4-3
2/25	at Saint Mary's	L, 4-6
2/28	*Hawai'i	W, 12-9
3/1	*Hawai'i	W, 7-6
3/1	*Hawai'i	W, 11-1
3/6	San Francisco State	W, 19-3
3/7	San Francisco	W, 16-4
3/8	^Santa Clara	W, 5-4
3/8	^Lewis-Clark State	L, 2-3
3/9	^Lewis-Clark State	L, 1-3
3/11	Nevada	L, 10-12
3/14	*Air Force	W, 12-1
3/15	*Air Force	W, 15-3
3/16	*Air Force	W, 16-0
3/18	San Francisco	W, 6-1
3/21	*at San Diego State	L, 3-5
3/22	*at San Diego State	W, 7-4
3/23	*at San Diego State	W, 9-8
3/25	at Nevada	L, 13-14
3/27	*at Rice	L, 0-8
3/28	*at Rice	L, 3-4
3/29	*at Rice	W, 15-8
4/4	*TCU	W, 8-7
4/5	*TCU	W, 5-3
4/6	*TCU	W, 14-9
4/9	UC Davis	W, 18-5
4/11	*at Fresno State	L, 0-1
4/12	*at Fresno State	W, 2-0
4/13	*at Fresno State	L, 1-10
4/15	at Stanford	L, 6-12



4/18 *at Hawai'i	L, 1-5	3/28 *Brigham Young	W, 11-3	3/14 *Hawai'i	W, 3-2
4/19 *at Hawai'i	W, 9-3	4/3 *at Fresno State	L, 2-6	3/16 Pacific	L, 2-3
4/20 *at Hawai'i	L, 2-7	4/4 *at Fresno State	L, 5-6	3/19 *at Brigham Young	L, 9-14
4/22 California	W, 18-8	4/5 *at Fresno State	W, 11-1	3/20 *at Brigham Young	L, 5-8
4/25 *San Diego State	W, 9-4	4/9 *at Utah	L, 4-6	3/20 *at Brigham Young	W, 4-3
4/26 *San Diego State	L, 5-7	4/10 *at Utah	W, 8-2	3/23 San Francisco State	L, 2-3
4/27 *San Diego State	L, 2-6	4/11 *at Utah	L, 5-11	4/1 *Rice	L, 0-11
4/30 Saint Mary's	W, 7-1	4/14 Santa Clara	W, 5-2	4/2 *Rice	L, 2-5
5/2 *at Grand Canyon	W, 20-5	4/17 *UNLV	W, 8-3	4/3 *Rice	L, 4-14
5/3 *at Grand Canyon	W, 14-5	4/18 *UNLV	L, 2-11	4/9 *at UNLV	L, 2-5
5/4 *at Grand Canyon	W, 12-11	4/19 *UNLV	W, 14-13	4/10 *at UNLV	W, 6-0
5/6 #2 Stanford	W, 14-5	4/24 *at San Diego State	L, 9-13	4/11 *at UNLV	L, 8-9
5/14 !at San Diego State	L, 4-9	4/25 *at San Diego State	L, 4-20	4/13 Santa Clara	W, 2-0
5/15 !vs. Brigham Young	L, 3-4	4/26 *at San Diego State	L, 9-16	4/16 *at Fresno State	L, 3-10
* - WAC game		4/28 Saint Mary's	W, 2-0	4/17 *at Fresno State	L, 5-11
^ - Spartan Classic		4/29 Cal State Stanislaus	W, 14-5	4/18 *at Fresno State	L, 8-9
! - WAC Tournament in San Diego, Calif.		5/1 *Fresno State	L, 4-6	4/20 at Santa Clara	L, 2-3

1998
(31-23, 13-17 WAC)

1/27 San Francisco State	W, 5-1
1/30 at Pacific	W, 19-5
2/9 at Santa Clara	L, 2-11
2/11 Santa Clara	L, 4-5
2/13 Cal Poly	L, 1-2 (7)
2/13 Cal Poly	W, 8-0
2/15 Cal Poly	W, 7-4
2/17 Cal State East Bay	L, 6-8
2/18 UC Davis	W, 13-1
2/20 Sacramento State	W, 6-2
2/20 Sacramento State	12-8
2/22 at Sacramento State	L, 6-10
2/24 at Cal State East Bay	W, 12-1
2/27 * #19 Hawai'i	W, 7-2
2/28 * #19 Hawai'i	W, 23-8
3/1 * #19 Hawai'i	L, 4-11
3/3 at Santa Clara	W, 12-7
3/4 San Francisco State	W, 14-2
3/7 Purdue	W, 3-1 (7)
3/7 Purdue	W, 7-3
3/8 Purdue	W, 7-6
3/10 San Francisco	W, 8-3
3/11 #1 Stanford	L, 5-6 (10)
3/13 *at New Mexico	L, 3-8
3/14 *at New Mexico	L, 5-6
3/20 *San Diego State	W, 10-7
3/21 *San Diego State	L, 3-11
3/22 *San Diego State	L, 3-4
3/25 Saint Mary's	W, 10-5
3/27 *Brigham Young	W, 14-3 (7)
3/28 *Brigham Young	W, 10-4

5/2 *Fresno State	W, 3-1
5/3 *Fresno State	W, 10-5
5/8 *at Hawai'i	L, 7-8
5/9 *at Hawai'i	L, 3-10
5/10 *at Hawai'i	W, 5-2
5/11 *at New Mexico	L, 14-15
* - WAC game	

1999
(30-26-1, 16-11 WAC)

2/1 Southern Utah	W, 7-2
2/2 Southern Utah	W, 16-2
2/5 at Pacific	L, 2-3
2/6 Pacific	L, 2-5
2/12 at Cal Poly	L, 2-8
2/13 at Cal Poly	W, 6-4 (10)
2/14 at Cal Poly	W, 3-1
2/16 Cal State East Bay	W, 12-0
2/17 San Francisco	T, 10-10
2/19 at Sacramento State	L, 1-11
2/20 at Sacramento State	L, 3-4
2/21 Sacramento State	W, 4-1
3/23 at Saint Mary's	W, 10-9
2/26 Washington State	L, 0-2
2/27 Washington State	L, 3-6
2/28 Washington State	L, 0-1
3/1 Oregon State	L, 2-3
3/2 Cal State East Bay	W, 15-2
3/5 *New Mexico	W, 4-2
3/6 *New Mexico	W, 3-0
3/7 *New Mexico	W, 15-1
3/9 San Francisco	W, 8-4
3/12 *Hawai'i	W, 9-3
3/13 *Hawai'i	W, 9-7

4/23 *Utah	W, 12-6
4/24 *Utah	W, 4-3
4/25 *Utah	W, 8-2
4/27 at Stanford	L, 3-8
5/4 Saint Mary's	W, 8-1
5/5 Cal State East Bay	W, 11-1
5/7 *at TCU	L, 1-14
5/8 *at TCU	W, 9-6
5/9 *at TCU	W, 12-6
5/13 *San Diego State	W, 7-6
5/14 *San Diego State	W, 8-3
5/15 *San Diego State	W, 8-5
5/19 !vs. UNLV	W, 8-7
5/20 !vs. TCU	W, 14-3
5/21 !vs. Rice	L, 2-4
5/21 !vs. TCU	L, 6-10
* - WAC game	
! - WAC Tournament in Fresno, Calif.	

2000
(41-24, 19-11 WAC)
WAC Co-Champions
Waco Regional Champions
Houston Super Regional Champions
College World Series

2/1 at Santa Clara	W, 4-1
2/4 at UC Santa Barbara	L, 3-4
2/5 at UC Santa Barbara	L, 6-7 (10)
2/6 at UC Santa Barbara	W, 7-4
2/8 Santa Clara	W, 10-9
2/12 Cal Poly	W, 6-2
2/18 Sacramento State	W, 13-2
2/19 Sacramento State	W, 7-3
2/20 at Sacramento State	W, 4-3



3/16 *Louisiana Tech	W, 11-3	2/14 UC Santa Barbara	W, 8-3	5/24 *Hawai'i	L, 6-7
3/16 *Louisiana Tech	W, 5-4 (10)	2/15 UC Santa Barbara	W, 6-3	5/25 *Hawai'i	W, 8-5
3/22 *at Hawai'i	L, 1-5	2/16 UC Santa Barbara	L, 11-12	* - WAC game	
3/23 *at Hawai'i	W, 11-7	2/18 San Francisco	L, 1-2		
3/24 *at Hawai'i	W, 10-2	2/21 Washington State	W, 4-0		
3/25 !vs. UC Riverside	W, 12-4	2/22 Washington State	L, 9-11		
3/26 !vs. Hawai'i-Pacific	W, 2-0	2/23 Washington State	W, 12-0		
3/27 !vs. Hawai'i-Hilo	W, 6-5	2/28 Loyola Marymount	L, 7-9		
3/28 !at Hawai'i	W, 12-0	3/1 Loyola Marymount	L, 6-7		
3/29 !vs. Birmingham-Southern	W, 12-0 (7)	3/2 Loyola Marymount	L, 7-8		
3/30 !vs. Lewis-Clark State	W, 4-3 (11)	3/7 Santa Clara	W, 8-0		
4/5 *Rice	L, 4-8	3/8 Santa Clara	W, 6-4 (10)		
4/6 *Rice	L, 2-8	3/9 Santa Clara	W, 5-4		
4/7 *Rice	W, 2-1	3/11 at Saint Mary's	W, 8-3		
4/9 at Stanford	L, 4-5	3/15 *Nevada	L, 1-5		
4/12 *Fresno State	W, 6-5 (10)	3/15 *Nevada	W, 4-3 (11)		
4/13 *Fresno State	W, 6-4	3/16 *Nevada	W, 4-2		
4/14 *Fresno State	W, 7-5	3/17 Minnesota	W, 3-2		
4/16 at Santa Clara	W, 5-1	3/18 San Francisco	L, 5-8 (10)		
4/19 *at Louisiana Tech	W, 13-7	3/21 *at Louisiana Tech	L, 2-3		
4/20 *at Louisiana Tech	W, 8-5	3/22 *at Louisiana Tech	L, 5-7		
4/21 *at Louisiana Tech	W, 5-0	3/23 *at Louisiana Tech	L, 1-10		
4/26 *at Nevada	L, 2-8	3/25 at Grambling	W, 12-4		
4/27 *at Nevada	W, 11-8 (11)	3/26 at Centenary	W, 2-1		
4/28 *at Nevada	W, 14-6	3/28 *at #1 Rice	L, 2-12		
5/1 Stanford	W, 12-0	3/29 *at #1 Rice	L, 1-21		
5/3 *Hawai'i	W, 8-1	3/30 *at #1 Rice	L, 1-8		
5/4 *Hawai'i	W, 13-4	4/4 *Fresno State	L, 3-9		
5/5 *Hawai'i	W, 4-3	4/5 *Fresno State	W, 4-3		
5/7 at Sacramento State	W, 13-7	4/6 *Fresno State	W, 3-0		
5/10 *at Rice	L, 6-7	4/8 California	W, 5-2		
5/11 *at Rice	W, 5-0	4/11 *Nevada	L, 2-15		
5/12 *at Rice	L, 2-3	4/12 *Nevada	L, 4-8		
5/14 California	W, 9-2	4/15 at #4-Stanford	L, 2-4		
5/23 *Nevada	W, 5-1	4/17 *Louisiana Tech	W, 7-0		
5/24 *Nevada	W, 8-6	4/18 *Louisiana Tech	W, 3-1		
5/25 *Nevada	W, 7-2	4/19 *Louisiana Tech	L, 1-5		
5/31 ^vs. Long Beach State	L, 3-6	4/25 *at Hawai'i	L, 2-3 (13)		
6/1 ^vs. Cal State Fullerton	L, 1-9	4/26 *at Hawai'i	L, 2-9		

2004
(23-31-1, 11-19 WAC)

* - WAC game		2/20 Brigham Young	W, 2-1 (10)	2/6 Cal Poly	T, 6-6
! - Rainbow Easter Tournament in Honolulu, Hawaii		2/21 Brigham Young	L, 2-3 (10)	2/7 Cal Poly	L, 1-5
^ - NCAA Regional in Stanford, Calif.		2/28 Loyola Marymount	W, 4-2	2/8 Cal Poly	L, 3-7
		2/28 Loyola Marymount	W, 10-2	2/10 San Francisco	W, 11-7
		2/29 Loyola Marymount	L, 0-11	2/13 at UC Santa Barbara	W, 9-2
		3/2 California	W, 8-0	2/14 at UC Santa Barbara	W, 11-2
		3/5 at Santa Clara	L, 3-8	2/15 at UC Santa Barbara	L, 2-4
		3/6 Santa Clara	W, 17-3	2/19 Brigham Young	W, 4-3
		3/7 at Santa Clara	L, 6-17	2/20 Brigham Young	W, 2-1 (10)
		3/9 San Francisco	W, 3-2	2/21 Brigham Young	L, 2-3 (10)
		3/12 *#3-Rice	L, 3-6	2/28 Loyola Marymount	W, 4-2
		3/13 *#3-Rice	L, 0-10	2/28 Loyola Marymount	W, 10-2
		3/14 *#3-Rice	L, 4-14	2/29 Loyola Marymount	L, 0-11
		3/19 *Louisiana Tech	L, 4-11	3/2 California	W, 8-0
		3/20 *Louisiana Tech	W, 10-2	3/5 at Santa Clara	L, 3-8
		3/21 *Louisiana Tech	W, 4-3 (11)	3/6 Santa Clara	W, 17-3
		3/26 *at Nevada	L, 6-7	3/7 at Santa Clara	L, 6-17
		3/27 *at Nevada	W, 19-13	3/9 San Francisco	W, 3-2
		3/28 *at Nevada	W, 8-1	3/12 *#3-Rice	L, 3-6
		3/30 #1-Stanford	L, 0-5	3/13 *#3-Rice	L, 0-10
		4/2 *at Hawai'i	W, 5-4 (10)	3/14 *#3-Rice	L, 4-14
		4/3 *at Hawai'i	L, 0-3	3/19 *Louisiana Tech	L, 4-11
		4/4 *at Hawai'i	L, 1-6	3/20 *Louisiana Tech	W, 10-2
		4/9 *Fresno State	L, 2-4	3/21 *Louisiana Tech	W, 4-3 (11)
		4/10 *Fresno State	W, 5-3	3/26 *at Nevada	L, 6-7
		4/11 *Fresno State	L, 2-5	3/27 *at Nevada	W, 19-13
		4/13 at California	L, 2-10	3/28 *at Nevada	W, 8-1
		4/16 *at #3-Rice	L, 2-6	3/30 #1-Stanford	L, 0-5
		4/17 *at #3-Rice	L, 0-1	4/2 *at Hawai'i	W, 5-4 (10)
		4/18 *at #3-Rice	L, 3-5	4/3 *at Hawai'i	L, 0-3
		4/23 *Nevada	L, 2-3	4/4 *at Hawai'i	L, 1-6
		4/24 *Nevada	L, 5-10	4/9 *Fresno State	L, 2-4
		4/25 *Nevada	W, 10-3	4/10 *Fresno State	W, 5-3
		4/27 Saint Mary's	L, 2-4	4/11 *Fresno State	L, 2-5
		4/30 Sacramento State	W, 4-3	4/13 at California	L, 2-10
		5/1 Sacramento State	L, 5-6	4/16 *at #3-Rice	L, 2-6
		5/2 Sacramento State	W, 9-8	4/17 *at #3-Rice	L, 0-1
				4/18 *at #3-Rice	L, 3-5
				4/23 *Nevada	L, 2-3
				4/24 *Nevada	L, 5-10
				4/25 *Nevada	W, 10-3
				4/27 Saint Mary's	L, 2-4
				4/30 Sacramento State	W, 4-3
				5/1 Sacramento State	L, 5-6
				5/2 Sacramento State	W, 9-8

2003
(25-32, 10-19 WAC)

Interim Head Coach: Doug Thurman

2/7 at Cal Poly	W, 12-1
2/8 at Cal Poly	L, 4-5 (10)
2/9 at Cal Poly	W, 12-9 (10)
2/11 at California	L, 3-4

5/16 *#2-Rice	L, 6-12
5/16 *#2-Rice	L, 0-11
5/16 *#2-Rice	W, 8-6
5/23 *Hawai'i	L, 4-5



5/4 at Stanford	L, 2-7	4/23 *Hawai'i (BF)	L, 6-17	3/23 *Louisiana Tech	W, 2-0
5/7 *at Fresno State	L, 1-10	4/24 *Hawai'i (BF)	L, 3-4 (11)	3/25 *Louisiana Tech	W, 6-2
5/8 *at Fresno State	L, 4-14	4/26 Cal State East Bay (BF)	W, 12-5	3/25 *Louisiana Tech	L, 2-8
5/9 *at Fresno State	W, 6-3	4/29 *at Louisiana Tech	W, 8-4 (12)	3/31 *at Hawai'i	W, 7-5 (12)
5/15 *at Louisiana Tech	L, 4-5	4/30 *at Louisiana Tech	L, 6-7	4/1 *at Hawai'i	L, 5-6 (13)
5/16 *at Louisiana Tech	L, 1-9	5/1 *at Louisiana Tech	W, 10-8	4/2 *at Hawai'i	L, 3-7
5/17 *at Louisiana Tech	L, 5-7	5/4 San Francisco State (BF)	W, 13-4	4/4 at Hawai'i-Hilo	W, 9-1
5/28 *Hawai'i	W, 8-0	5/6 *at Fresno State	L, 4-10	4/5 at Hawai'i-Hilo	W, 4-2 (7)
5/29 *Hawai'i	W, 10-9	5/7 *at Fresno State	L, 4-5	4/5 at Hawai'i-Hilo	L, 3-4
5/30 *Hawai'i	W, 6-4	5/8 *at Fresno State	L, 6-7	4/8 Stanford (BF)	L, 3-13
* - WAC game		5/10 California	L, 3-5	4/13 *at Sacramento State	W, 6-1

2005

(28-28-1, 13-17 WAC)

2/4 at #38-Cal Poly	W, 15-2	5/20 *Nevada	W, 10-1	4/21 *Fresno State	L, 3-5
2/5 at #38-Cal Poly	L, 7-8	5/21 *Nevada	L, 3-11	4/22 *Fresno State	W, 7-5
2/6 at #38-Cal Poly	W, 13-6	5/22 *Nevada	W, 7-6	4/23 *Fresno State	L, 0-4
2/8 at San Francisco	L, 3-12	5/27 *#11-Rice	L, 3-5	4/25 Cal State Monterey Bay (BF)	W, 6-0
2/11 UC Santa Barbara	L, 4-5 (12)	5/28 *#11-Rice	L, 2-4	4/28 *at Nevada	W, 6-4
2/12 UC Santa Barbara (BF)	W, 6-1	5/29 *#11-Rice	L, 1-4	4/29 *at Nevada	W, 8-6 (10)
2/13 UC Santa Barbara (BF)	L, 1-6	(BF) - Blethen Field		4/30 *at Nevada	W, 6-1
2/25 Brigham Young	W, 5-4 (10)	* - WAC game		5/2 at Stanford	L, 2-6
2/25 Brigham Young	L, 5-13			5/5 *New Mexico State	W, 7-6 (10)
2/26 Brigham Young	T, 3-3			5/6 *New Mexico State	W, 22-3
3/5 at Santa Clara	L, 4-9			5/7 *New Mexico State	W, 7-1
3/6 Santa Clara	L, 7-9 (11)			5/12 *at Fresno State	L, 4-10
3/7 Santa Clara	W, 6-4			5/13 *at Fresno State	L, 8-9
3/8 Cal State East Bay (BF)	W, 4-3 (10)			5/14 *at Fresno State	L, 8-9 (12)
3/11 Iona	W, 16-1			5/19 *#29-Hawai'i	L, 1-11
3/12 Iona (BF)	W, 13-4			5/20 *#29-Hawai'i	L, 0-6
3/12 Brown	W, 5-3			5/21 *#29-Hawai'i	L, 1-3
3/13 Iona	W, 11-0			5/25 !vs. Nevada	L, 1-15
3/15 San Francisco	L, 3-7			5/26 ! at #21 Fresno State	L, 2-3
3/18 *#7-Rice	W, 10-8			(BF) - Blethen Field	
3/20 *#7-Rice	W, 5-1			* - WAC game	
3/20 *#7-Rice	W, 4-1			! - WAC Tournament in Fresno, Calif.	
3/24 *Louisiana Tech	L, 2-4				
3/25 *Louisiana Tech	W, 1-0				
3/26 *Louisiana Tech	W, 4-0				

2006

(33-26, 12-12 WAC)

2/3 Cal Poly (BF)	W, 6-0	2/2 at Saint Mary's	L, 2-5	2/2 at Saint Mary's	L, 6-7
2/4 Cal Poly (BF)	L, 2-3	2/4 Loyola Marymount	L, 2-3	2/3 Saint Mary's	W, 6-5
2/5 Cal Poly (BF)	L, 6-9	2/5 Loyola Marymount (BF)	L, 7-15	2/4 at Saint Mary's	L, 5-7
2/10 at UC Santa Barbara	W, 6-2	2/6 Loyola Marymount	W, 6-1	2/6 at USF (@ College of San Mateo)	W, 6-1
2/11 at UC Santa Barbara	L, 5-8	3/3 at Santa Clara	L, 2-4	2/10 UC Santa Barbara (BF)	W, 2-0
2/12 at UC Santa Barbara	W, 10-4	3/4 Santa Clara (BF)	W, 11-5	2/11 UC Santa Barbara (BF)	L, 5-6 (11)
2/14 at San Francisco	W, 6-5	3/5 at Santa Clara	L, 0-6	2/16 Utah	W, 5-1
2/16 Brigham Young	W, 4-1	3/8 Georgetown	W, 5-4	2/17 Utah	W, 9-2
2/17 Brigham Young	W, 4-3	3/11 Miami (Ohio)	W, 5-4	2/18 Utah	W, 5-4
2/18 Brigham Young	W, 4-3	3/11 Miami (Ohio)	W, 3-2 (11)	2/20 California	W, 9-8
2/21 at Saint Mary's	L, 2-5	3/12 Miami (Ohio)	W, 9-3	2/23 at Loyola Marymount	W, 4-3
2/24 Loyola Marymount	L, 2-3	3/13 Northern Illinois	L, 1-2	2/24 at Loyola Marymount	L, 5-6 (12)
2/25 Loyola Marymount (BF)	L, 7-15	3/14 Portland	W, 5-4		
2/26 Loyola Marymount	W, 6-1	3/15 Portland	W, 6-2		
3/3 at Santa Clara	L, 2-4	3/18 Bethany (Calif.) (BF)	W, 8-2		
3/4 Santa Clara (BF)	W, 11-5	3/19 Fresno Pacific (BF)	W, 5-0		
3/5 at Santa Clara	L, 0-6				
3/8 Georgetown	W, 5-4				
3/11 Miami (Ohio)	W, 5-4				
3/11 Miami (Ohio)	W, 3-2 (11)				
3/12 Miami (Ohio)	W, 9-3				
3/13 Northern Illinois	L, 1-2				
3/14 Portland	W, 5-4				
3/15 Portland	W, 6-2				
3/18 Bethany (Calif.) (BF)	W, 8-2				
3/19 Fresno Pacific (BF)	W, 5-0				

2007

(34-26, 11-13 WAC)



2/25 at Loyola Marymount W, 15-7
 3/3 at Santa Clara W, 7-5 (11)
 3/4 Santa Clara (BF) L, 3-15
 3/8 Washington State W, 6-3
 3/9 Washington State L, 3-10
 3/10 Washington State L, 4-7
 3/13 San Francisco W, 10-6
 3/16 Pacific L, 3-5
 3/17 Pacific W, 7-6
 3/18 at Pacific W, 7-6
 3/20 Southern Utah W, 6-1
 3/23 *New Mexico State L, 8-14
 3/24 *New Mexico State W, 9-6
 3/25 *New Mexico State L, 5-6
 3/27 Stanford L, 3-8 (10)
 3/30 *at Hawai'i W, 9-1
 3/31 *at Hawai'i W, 2-1
 4/1 *at Hawai'i L, 0-6
 4/3 Santa Clara W, 4-0
 4/6 Fresno Pacific (BF) W, 11-2
 4/7 Fresno Pacific (BF) W, 15-14
 4/10 Saint Mary's W, 11-8
 4/13 *at Nevada L, 2-9
 4/14 *at Nevada L, 7-8
 4/15 *at Nevada (CSTV) L, 1-12
 4/17 at Pacific L, 9-10
 4/20 *Sacramento State W, 5-3
 4/21 *Sacramento State W, 5-1
 4/22 *Sacramento State L, 8-11 (12)
 4/24 at Stanford W, 11-8
 4/27 *at Louisiana Tech W, 6-2
 4/28 *at Louisiana Tech L, 9-12
 4/29 *at Louisiana Tech L, 1-7
 5/2 San Francisco State (BF) W, 12-0
 5/4 *Fresno State L, 9-15
 5/5 *Fresno State L, 4-9
 5/6 *Fresno State L, 9-12
 5/8 at California L, 6-7 (11)
 5/11 *at New Mexico State W, 8-5
 5/12 *at New Mexico State W, 10-5
 5/13 *at New Mexico State W, 12-5
 5/18 *Nevada W, 6-2
 5/19 *Nevada W, 17-8
 5/20 *Nevada L, 6-11
 5/24 !vs. Louisiana Tech W, 11-1 (7)
 5/25 !at Nevada W, 5-1
 5/26 !vs. Fresno State L, 2-6
 5/26 !at Nevada L, 9-11
 (BF) - Blethen Field
 * - WAC game
 (CSTV) - Game televised nationally

! - WAC Tournament in Reno, Nev.

2008
(31-25, 17-14 WAC)

2/22 Utah (BF) W, 6-5 (10)
 2/22 Utah W, 7-6
 2/23 Utah W, 10-4
 2/26 Cal State East Bay W, 9-3
 2/29 at Santa Clara L, 6-7
 3/1 Santa Clara W, 10-9
 3/2 at Santa Clara L, 2-5
 3/4 at San Francisco W, 8-6
 3/6 +vs. Brigham Young L, 2-3
 3/7 +at UC Davis W, 6-3
 3/8 +vs. Portland L, 3-5
 3/9 +vs. Utah Valley W, 6-5
 3/14 *Sacramento State L, 1-3
 3/15 *Sacramento State W, 13-1 (8)
 3/15 *Sacramento State W, 5-1
 3/16 *Sacramento State W, 5-4
 3/18 Saint Mary's W, 10-4
 3/20 *at New Mexico State L, 6-7
 3/21 *at New Mexico State L, 1-12 (7)
 3/21 *at New Mexico State W, 10-8 (10)
 3/22 *at New Mexico State L, 9-15
 3/28 *at Louisiana Tech W, 11-6
 3/29 *at Louisiana Tech L, 2-7
 3/29 *at Louisiana Tech L, 11-12 (14)
 4/4 *Hawai'i L, 8-10 (15)
 4/5 *Hawai'i L, 5-12
 4/5 *Hawai'i W, 4-0
 4/6 *Hawai'i L, 2-6
 4/8 San Francisco L, 2-4
 4/11 *at Sacramento State W, 9-4
 4/12 *at Sacramento State L, 3-6
 4/12 *at Sacramento State L, 9-10
 4/13 *at Sacramento State W, 2-1
 4/18 *Louisiana Tech W, 11-1 (7)
 4/19 *Louisiana Tech W, 8-3
 4/19 *Louisiana Tech W, 3-2
 4/20 *Louisiana Tech W, 4-2
 4/22 Hawai'i-Hilo W, 13-4
 4/23 Hawai'i-Hilo W, 3-2 (10)
 4/25 at Washington State L, 3-8
 4/26 at Washington State L, 5-7
 4/27 at Washington State W, 6-2
 4/30 San Francisco State W, 15-6
 5/3 at #3 Stanford L, 1-9
 5/4 #3 Stanford L, 6-17
 5/6 at Saint Mary's W, 7-5
 5/9 *at Fresno State L, 3-11

5/10 *at Fresno State L, 8-9
 5/10 *at Fresno State L, 3-5
 5/11 *at Fresno State W, 2-1
 5/16 *Nevada W, 7-4
 5/17 *Nevada W, 2-0
 5/17 *Nevada W, 11-2
 5/18 *Nevada W, 8-7
 5/22 !Nevada L, 0-11 (7)
 5/23 !Fresno State L, 3-7
 (BF) - Blethen Field
 * - WAC game
 + - River City Classic in Sacramento & Davis, Calif.
 ! - WAC Tournament in Ruston, La.

2009
(41-20, 15-7 WAC)

WAC Regular-Season Champions
 2/20 Saint Joseph's (BF) W, 1-0
 2/20 Saint Joseph's W, 15-5
 2/21 Saint Joseph's W, 5-1
 2/21 Saint Joseph's W, 7-4
 2/27 Santa Clara W, 5-4
 2/28 at Santa Clara W, 5-4
 3/6 at Pacific W, 5-4
 3/7 at Pacific W, 9-3
 3/8 Pacific W, 6-3
 3/10 San Francisco L, 2-4
 3/11 #15 Cal Poly L, 2-3
 3/13 at Cal State Northridge L, 3-4 (11)
 3/14 at Cal State Northridge W, 6-5
 3/15 at Cal State Northridge W, 6-1
 3/17 Chicago State W, 9-2
 3/18 Chicago State W, 31-1 (7)
 3/18 Chicago State W, 12-2 (8)
 3/19 Dartmouth W, 6-1
 3/20 Dartmouth W, 19-0
 3/24 !vs. Dartmouth L, 4-7
 3/24 at #12 Cal Poly L, 9-17
 3/27 Cal State Bakersfield W, 8-4
 3/28 Cal State Bakersfield W, 13-10
 3/29 Cal State Bakersfield W, 17-2
 4/3 *at #24 Hawai'i L, 0-3
 4/4 *at #24 Hawai'i L, 5-7
 4/4 *at #24 Hawai'i W, 3-2 (7)
 4/5 *at #24 Hawai'i L, 4-7
 4/10 *Louisiana Tech (BF) W, 11-5
 4/10 *Louisiana Tech (BF) W, 6-0
 4/11 *Louisiana Tech (BF) W, 15-4 (8)
 4/11 *Louisiana Tech (BF) W, 8-7
 4/14 Pacific (BF) L, 5-7



4/15 at Saint Mary's	L, 4-8	3/21 at Cal State Bakersfield	L, 4-5	2/22 UC Davis	W, 5-4
4/17 at UC Santa Barbara	L, 6-7 (11)	3/23 UC Davis	L, 3-8	2/23 Albany	W, 6-5 (17)
4/18 at UC Santa Barbara	W, 5-2	3/26 Pacific	L, 10-18	2/26 at #2 UCLA	W, 5-3
4/19 at UC Santa Barbara	W, 5-4	3/27 Pacific	L, 7-8	2/27 at #2 UCLA	W, 8-3
4/21 at San Francisco	L, 0-10	3/28 at Pacific	L, 2-3 (11)	2/27 at #2 UCLA	L, 2-12
4/22 Fresno Pacific (BF)	W, 14-12	4/1 Brigham Young	L, 5-11	3/1 Saint Mary's	W, 5-2
4/24 *Fresno State	L, 0-1	4/3 Brigham Young	L, 5-11	3/4 Santa Clara	W, 4-2
4/25 *Fresno State	L, 2-8	4/3 Brigham Young	W, 5-3	3/5 at Santa Clara	L, 2-3
4/25 *Fresno State	W, 2-0 (7)	4/6 at San Francisco	W, 5-1	3/6 Santa Clara	L, 3-6
4/26 *Fresno State	W, 6-5	4/9 *at Louisiana Tech	L, 1-14 (7)	3/8 at Pacific	L, 10-11 (13)
4/28 Saint Mary's	W, 6-4	4/10 *at Louisiana Tech	W, 8-2	3/10 +Milwaukee	W, 14-5
4/29 Santa Clara	W, 7-6 (10)	4/10 *at Louisiana Tech	W, 12-6 (7)	3/12 +UC Davis	W, 9-6
5/2 *at Sacramento State	L, 6-11	4/11 *at Louisiana Tech	L, 2-10	3/12 +Utah	W, 8-3
5/3 *at Sacramento State	W, 10-9	4/14 at UC Davis	L, 1-2	3/13 +Milwaukee	W, 11-4
5/5 at Stanford	L, 8-9	4/16 *New Mexico State	L, 4-9	3/15 at San Francisco	L, 0-10
5/8 *at New Mexico State	W, 24-7 (7)	4/17 *New Mexico State	W, 11-6	3/18 at Seattle	W, 6-5
5/9 *at New Mexico State	W, 20-7	4/18 *New Mexico State	L, 6-14	3/20 at Seattle	W, 9-5
5/9 *at New Mexico State	W, 15-11 (7)	4/19 *New Mexico State	L, 3-5	3/20 at Seattle	L, 2-6
5/10 *at New Mexico State	L, 8-11	4/23 at Wichita State	L, 2-3	3/28 UC Davis	W, 5-2
5/12 Stanford	L, 5-6 (13)	4/24 at Wichita State	L, 6-7	3/28 UC Davis	L, 1-9
5/15 *Nevada	W, 3-2	4/25 at Wichita State	W, 4-3	3/29 Brown	W, 9-4
5/16 *Nevada	W, 4-2	4/30 *Sacramento State	W, 13-1 (7)	3/30 Brown	W, 11-4
5/16 *Nevada	W, 5-1	5/1 *Sacramento State	L, 4-7	4/1 at UC Santa Barbara	W, 9-8
5/17 *Nevada	W, 9-3	5/1 *Sacramento State	L, 3-12 (7)	4/2 at UC Santa Barbara	W, 7-3
5/21 +Nevada	W, 5-3	5/2 *Sacramento State	W, 5-4 (11)	4/3 at UC Santa Barbara	L, 1-4
5/22 +Fresno State	L, 3-6	5/4 at Stanford	L, 7-10	4/5 at #11 Stanford	L, 2-5
5/23 +Louisiana Tech	W, 14-3 (7)	5/7 *at Nevada	L, 9-16	4/8 *#9 Fresno State	W, 3-1
5/23 +New Mexico State	L, 9-10	5/8 *at Nevada	L, 2-10	4/9 *#9 Fresno State	L, 1-5
! = in San Luis Obispo, Calif.		5/8 *at Nevada	L, 0-5 (7)	4/9 *#9 Fresno State	W, 4-3
* = Western Athletic Conference game		5/9 *at Nevada	W, 6-4 (12)	4/10 *#9 Fresno State	L, 3-5
+ = WAC Tournament, Honolulu, Hawaii (Blethen Field)		5/12 #25 Stanford	L, 3-8	4/12 San Francisco	W, 10-0
2010		5/14 *at #25 Fresno State	L, 0-10 (7)	4/15 *at New Mexico State	L, 5-9
(23-37, 9-15 WAC)		5/15 *at #25 Fresno State	W, 9-3	4/16 *at New Mexico State	L, 8-16
2/19 at Saint Mary's	W, 7-6	5/15 *at #25 Fresno State	W, 4-3	4/16 *at New Mexico State	W, 7-3
2/20 Saint Mary's	L, 4-12	5/16 *at #25 Fresno State	L, 3-4	4/17 *at New Mexico State	L, 8-20
2/27 UC Santa Barbara	L, 0-7	5/21 *Hawaii	L, 3-5	4/21 *Louisiana Tech	W, 18-0
2/27 UC Santa Barbara	W, 6-5	5/22 *Hawaii	L, 2-4	4/22 *Louisiana Tech	L, 4-5
2/28 UC Santa Barbara	W, 4-2	5/22 *Hawaii	W, 3-0	4/22 *Louisiana Tech	W, 3-2 (10)
3/2 San Francisco	W, 5-3	5/23 *Hawaii	L, 14-17 (11)	4/23 *Louisiana Tech	W, 4-0
3/5 at Santa Clara	L, 3-11	5/26 !Nevada	W, 6-0	4/26 at UC Davis	W, 13-1
3/6 Santa Clara	L, 0-4	5/27 !#27 Fresno State	L, 10-12	4/29 *at Sacramento State	W, 5-3
3/7 at Santa Clara	L, 8-9 (10)	5/28 !Nevada	W, 7-6 (10)	4/30 *at Sacramento State	L, 0-2
3/10 Southern Illinois	W, 18-6	5/29 !#27 Fresno State	L, 1-13 (7)	4/30 *at Sacramento State	W, 5-4
3/13 +Southern Illinois	W, 10-1	+ - Jack Gifford Memorial Tournament		5/1 *at Sacramento State	W, 3-0 (11)
3/14 + Air Force	L, 4-5	* - WAC game		5/3 Stanford	L, 1-3
3/14 + Air Force	W, 7-3	! - WAC Tournament in Mesa, Ariz.		5/4 at UC Davis	L, 5-6
3/14 + UC Davis	W, 7-4			5/10 Pacific	W, 7-5
3/16 at Saint Mary's	L, 2-6	2011		5/12 *at Hawaii	L, 2-8
3/19 at Cal State Bakersfield	L, 7-17	(35-26, 11-13 WAC)		5/13 *at Hawaii	L, 2-5
3/20 at Cal State Bakersfield	W, 10-2	2/20 Saint Mary's	W, 5-1	5/13 *at Hawaii	W, 7-3
		2/21 at Saint Mary's	W, 2-0	5/15 *at Hawaii	L, 8-9



5/20 *Nevada	L, 4-11	4/27 Sacramento State*	L, 2-7	4/12 at UT Arlington*	L, 7-8
5/21 *Nevada	W, 11-10	4/28 Sacramento State*	L, 3-8	4/13 at UT Arlington*	L, 4-9
5/21 *Nevada	L, 6-7	4/29 Sacramento State*	W, 8-7	4/14 at UT Arlington*	L, 7-9
5/22 *Nevada	L, 5-8	5/1 Stanford	W, 8-5	4/19 Texas State*	W, 11-5
5/25 !Nevada	W, 5-4	5/4 at Louisiana Tech*	L, 3-4	4/20 Texas State*	W, 5-4 (10)
5/26 !Hawai'i	L, 1-2	5/5 at Louisiana Tech*	L, 5-10	4/21 Texas State*	L, 5-11
5/27 !Nevada	W, 11-3	5/6 at Louisiana Tech*	L, 1-4	4/23 at Stanford	L, 2-17
5/27 !Louisiana Tech	L, 5-9	5/11 at Nevada*	L, 1-4	4/26 Seattle U*	L, 3-13
+ - Jack Gifford Memorial Tournament		5/12 at Nevada*	L, 4-5	4/27 Seattle U*	W, 7-1
* - WAC game		5/13 at Nevada*	L, 2-4	4/28 Seattle U*	L, 3-6
! - WAC Tournament in Mesa, Ariz.		5/15 UC Davis	L, 9-12	4/30 at San Francisco	L, 2-4

2012
(22-29, 5-13 WAC)

2/17 San Francisco	L, 0-4
2/18 San Francisco	L, 1-5
2/19 at San Francisco	W, 7-3
2/21 UC Davis	W, 4-3 (12)
2/24 UC Santa Barbara	L, 1-3
2/25 UC Santa Brabara	L, 2-3
2/26 UC Santa Barbara	L, 2-5
2/28 at Saint Mary's (Calif.)	W, 5-3
3/2 at Santa Clara	L, 1-3
3/3 Santa Clara	W, 13-12
3/4 at Santa Clara	L, 0-4
3/5 Lehigh	W, 5-2
3/6 Cal State East Bay	L, 2-4
3/8 Lehigh	W, 8-4
3/9 Columbia	W, 4-2
3/10 Utah	W, 3-2
3/11 Santa Clara	W, 6-5
3/12 Columbia	W, 6-1
3/18 at UC Davis	L, 0-4
3/18 at UC Davis	L, 1-2
3/23 Seattle U	L, 4-9
3/23 Seattle U	W, 2-1
3/24 Seattle U	L, 4-6
3/28 Brown	W, 20-8
3/28 Brown	L, 4-6
4/3 at San Francisco	W, 6-5
4/5 at Pacific	W, 3-0
4/6 at Pacific	W, 6-2
4/7 Pacific	L, 0-7
4/14 at Fresno State*	W, 4-0
4/14 at Fresno State*	W, 4-3
4/15 at Fresno State*	W, 11-2
4/17 at Stanford	W, 3-2
4/20 Hawai'i*	L, 4-6
4/21 Hawai'i*	L, 1-4
4/22 Hawai'i*	W, 6-4
4/24 Fresno Pacific	L, 5-14

2013
(17-41, 11-16 WAC)

2/15 Pacific	W, 6-4
2/16 Pacific	W, 10-0
2/17 at Pacific	L, 1-8
2/20 at UC Davis	L, 4-22
2/22 at #10-Arizona	L, 7-8
2/23 at #10-Arizona	L, 4-15
2/24 at #10-Arizona	L, 4-9
2/26 San Francisco	L, 1-2
3/1 at UC Santa Barbara	L, 4-5
3/2 at UC Santa Barbara	L, 2-7
3/3 at UC Santa Barbara	L, 1-2 (10)
3/5 at Fresno State	W, 10-3
3/8 Santa Clara	L, 0-5
3/9 at Santa Clara	W, 9-1
3/10 Santa Clara	L, 1-2
3/12 at Cal Poly	L, 5-6 (10)
3/15 Nicholls State	W, 3-2 (11)
3/16 Nicholls State	L, 1-6 (7)
3/16 Nicholls State	L, 1-4
3/17 Nicholls State	L, 1-9
3/20 California	W, 3-1
3/22 Dallas Baptist*	L, 3-13
3/23 Dallas Baptist*	W, 8-1
3/24 Dallas Baptist*	L, 1-6
3/25 UC Davis	L, 2-9
3/28 at UTSA*	W, 12-4
3/29 at UTSA*	W, 11-7
3/30 at UTSA*	L, 8-14
4/3 at Saint Mary's	L, 8-9
4/5 Louisiana Tech*	L, 2-6
4/6 Louisiana Tech*	W, 7-1
4/7 Louisiana Tech*	W, 12-8
4/9 Stanford	L, 8-10

4/12 at UT Arlington*	L, 7-8
4/13 at UT Arlington*	L, 4-9
4/14 at UT Arlington*	L, 7-9
4/19 Texas State*	W, 11-5
4/20 Texas State*	W, 5-4 (10)
4/21 Texas State*	L, 5-11
4/23 at Stanford	L, 2-17
4/26 Seattle U*	L, 3-13
4/27 Seattle U*	W, 7-1
4/28 Seattle U*	L, 3-6
4/30 at San Francisco	L, 2-4
5/3 at New Mexico State*	L, 1-17
5/4 at New Mexico State*	L, 0-9
5/5 at New Mexico State*	L, 5-8
5/7 Cal Poly	L, 2-5
5/10 at Sacramento State*	L, 1-4
5/11 at Sacramento State*	W, 8-6
5/12 at Sacramento State*	L, 2-3
5/14 at San Francisco	L, 3-14
5/17 CSU Bakersfield*	W, 2-1
5/18 CSU Bakersfield*	L, 6-14
5/19 CSU Bakersfield*	W, 8-5
5/22 ICSU Bakersfield	L, 3-11
5/23 !USTA	L, 3-13
5/24 !Sacramento State	L, 0-3
* - WAC game	
! - WAC Tournament, Grand Prairie, Texas	

2014
(19-38, 10-20 MW)

2/14 San Diego State*	W, 6-4
2/15 San Diego State*	L, 5-3
2/16 San Diego State*	L, 13-8
2/18 Stanford	L, 9-3
2/19 at Pacific	L, 2-1
2/21 UC Santa Barbara	L, 3-2 (10)
2/22 UC Santa Barbara	W, 7-5
2/23 UC Santa Barbara	L, 10-1
2/25 Cal Poly	L, 5-3
2/26 Pacific	Postponed
2/28 at Nevada*	L, 6-4
3/1 at Nevada*	W, 7-4 (10)
3/2 at Nevada*	L, 8-3
3/4 Saint Mary's	W, 10-0
3/6 +Pacific	L, 5-1
3/7 +Washington	L, 7-0
3/8 +UC Davis	L, 5-2
3/9 +UC Davis	W, 4-3
3/11 at UC Davis	L, 9-5
3/14 UNLV*	L, 18-2



3/15 UNLV*	L, 2-1	2/22 Northern Colorado	W, 10-0	! - MW Championship, Reno, Nev.	
3/16 UNLV*	W, 3-2	2/27 at San Diego State*	L, 4-2		
3/18 San Francisco	L, 7-2	2/27 at San Diego State*	L, 7-5		
3/21 at New Mexico*	L, 10-1	2/28 at San Diego State*	L, 5-1		
3/22 at New Mexico*	W, 8-5	3/3 Stanford	L, 13-8	2/19 UC Irvine	L, 2-3
3/23 at New Mexico*	L, 9-4	3/6 Air Force*	W, 2-0	2/20 UC Irvine	W, 9-3
3/27 at Washington State	W, 7-3	3/7 Air Force*	L, 12-0	2/20 UC Irvine	W, 8-5
3/28 at Washington State	L, 12-9	3/8 Air Force*	L, 3-2	2/21 UC Irvine	L, 0-11
3/29 at Washington State	L, 4-2	3/10 Cal Poly	W, 5-2	2/23 Santa Clara	L, 4-7
3/30 at Washington State	L, 16-3	3/13 at UC Irvine	W, 4-0	2/26 Loyola Marymount	L, 4-13
4/5 Nevada*	W, 2-1	3/14 at UC Irvine	L, 5-2	2/27 Loyola Marymount	W, 8-5
4/5 Nevada*	L, 6-5	3/15 at UC Irvine	L, 4-1	2/28 Loyola Marymount	L, 3-4
4/6 Nevada*	L, 7-4	3/17 Saint Mary's	L, 8-6	3/1 Pacific	W, 8-7
4/8 at San Francisco	W, 4-3	3/20 at Fresno State*	L, 6-4	3/2 #20 Michigan	L, 5-6
4/11 at UNLV*	L, 9-1	3/21 at Fresno State*	L, 9-2	3/4 at UNLV*	L, 1-2
4/12 at UNLV*	L, 2-1	3/22 at Fresno State*	L, 6-3	3/5 at UNLV*	W, 11-6
4/13 at UNLV*	W, 4-3 (14)	3/24 at #24 Oregon State	L, 6-1	3/6 at UNLV*	L, 2-4
4/15 at Santa Clara	W, 10-7	3/25 at #24 Oregon State	L, 8-2	3/12 Air Force*	L, 2-7
4/18 New Mexico*	L, 14-2	3/27 Nevada*	W, 5-4	3/12 Air Force*	W, 9-5
4/18 New Mexico*	L, 5-2	3/28 Nevada*	L, 22-1	3/15 San Francisco	L, 3-6
4/19 New Mexico*	L, 11-6	3/29 Nevada*	L, 4-2	3/18 at New Mexico*	L, 6-9
4/22 at Cal Poly	L, 12-5	4/2 at Air Force*	L, 13-3	3/19 at New Mexico*	L, 2-3
4/25 at San Diego State*	L, 3-2 (11)	4/3 at Air Force*	L, 11-7	3/20 at New Mexico*	L, 1-11
4/26 at San Diego State*	W, 9-5	4/4 at Air Force*	L, 19-7	3/24 Fresno State*	L, 4-13
4/27 at San Diego State*	L, 14-3	4/7 at Santa Clara	L, 2-1	3/25 Fresno State*	L, 4-9
4/29 Santa Clara	L, 7-4	4/10 San Diego State*	L, 11-2	3/26 Fresno State*	W, 3-2 (10)
4/30 at Saint Mary's	W, 6-3	4/11 San Diego State*	L, 6-1	3/28 Stanford	W, 10-9
5/2 Fresno State*	W, 3-2	4/12 San Diego State*	W, 11-1	3/30 at Santa Clara	L, 5-8
5/3 Fresno State*	L, 8-0	4/14 at Saint Mary's	L, 7-3	4/1 at Cal Poly	L, 4-7
5/4 Fresno State*	W, 5-2	4/16 at Washington State	W, 7-5 (11)	4/2 at Cal Poly	W, 8-5
5/6 at San Francisco	L, 5-3	4/17 at Washington State	L, 4-3	4/3 at Cal Poly	W, 9-7
5/9 at Air Force*	W, 4-2 (10)	4/18 at Washington State	L, 14-2	4/8 at Air Force*	L, 3-9
5/10 at Air Force*	L, 8-7	4/19 at Washington State	L, 8-5	4/9 at Air Force*	L, 4-12
at Air Force*	L, 10-9 (11)	4/21 at UC Davis	L, 6-5	4/9 at Air Force*	L, 7-13
5/13 at Stanford	W, 10-8	4/24 at #24-Nevada*	L, 12-0	4/10 at Air Force*	L, 7-8
5/21 !Air Force	W, 11-3	4/25 at #24-Nevada*	L, 27-2	4/12 at Stanford	L, 0-10
!San Diego State	L, 15-1	4/26 at #24-Nevada*	W, 6-4	4/15 New Mexico*	W, 9-8
5/22 !Nevada	L, 4-0	4/28 at Stanford	L, 4-3	4/16 New Mexico*	L, 2-6
+ - Jack Gifford Memorial Tournament		5/1 Fresno State*	L, 4-0	4/17 New Mexico*	L, 3-10
* - Mountain West game		5/2 Fresno State*	W, 7-3	4/19 at San Francisco	L, 3-4
! - MW Championship, Las Vegas		5/3 Fresno State*	L, 3-0	4/22 at Fresno State*	L, 0-6
		5/5 at Cal Poly	L, 5-1	4/23 at Fresno State*	L, 6-8
		5/8 at New Mexico*	L, 12-5	4/24 at Fresno State*	W, 7-5 (12)
		5/9 at New Mexico*	L, 21-7	4/26 at Pacific	W, 9-7
		5/10 at New Mexico*	L, 19-8	4/29 UNLV*	L, 0-12
		5/12 Santa Clara	L, 2-1 (11)	4/30 UNLV*	W, 5-3
		5/15 UNLV*	W, 3-0	5/1 UNLV*	L, 2-3 (11)
		5/15 UNLV*	L, 9-3	5/3 Grand Canyon	L, 5-10 (10)
		5/16 UNLV*	L, 9-6 (10)	5/4 Grand Canyon	W, 7-6
		5/20 !UNLV	L, 2-1	5/6 at Nevada*	L, 8-1
		* - Mountain West game		5/7 at Nevada*	L, 2-11

2016
(17-39, 7-23 MW)



5/8 at Nevada*	L, 4-6	4/23 Air Force*	L, 9-5	4/8 Nevada*	W, 3-1
5/10 at Saint Mary's	W, 4-1	4/25 Saint Mary's	W, 6-5	4/10 at Santa Clara	W, 9-3
5/13 at Long Beach State	L, 2-6	4/28 at Fresno State*	W, 6-3	4/13 at Fresno State*	L, 11-7
5/14 at Long Beach State	L, 0-2	4/29 at Fresno State*	L, 8-3	4/14 at Fresno State*	W, 15-7
5/15 at Long Beach State	L, 2-6	4/30 at Fresno State*	L, 16-8	4/15 at Fresno State*	W, 10-7
5/19 San Diego State*	L, 0-5	5/2 at #13 Stanford	L, 4-3	4/17 San Francisco	L, 7-1
5/20 San Diego State*	W, 2-1	5/5 San Diego State*	L, 8-4	4/20 at UC Riverside	L, 8-7
5/21 San Diego State*	L, 0-6	5/6 San Diego State*	L, 5-3	4/21 at UC Riverside	W, 5-3
5/25 !San Diego State	L, 3-7	5/7 San Diego State*	L, 6-5	4/22 at UC Riverside	W, 14-3
* - Mountain West game		5/9 at Grand Canyon	W, 9-8	4/27 New Mexico*	W, 6-5
! - MW Championship, Albuquerque, N.M.		5/10 at Grand Canyon	L, 8-5	4/28 New Mexico*	W, 5-4

2017

(19-35-1, 10-18-1 MW)

2/18 at UCLA	L, 3-2
2/19 at UCLA	L, 10-1
2/23 Brigham Young	W, 3-2 (13)
2/24 Northern Colorado	L, 1-0
2/25 Northern Colorado	W, 5-4
2/25 Brigham Young	W, 4-2
2/27 Michigan	L, 6-2
3/3 UNLV*	W, 6-5
3/4 UNLV*	L, 7-1
3/5 UNLV*	W, 9-5
3/7 Pacific	W, 9-2
3/10 at New Mexico*	L, 11-1
3/11 at New Mexico*	L, 16-8
3/12 at New Mexico*	L, 8-3
3/14 at #7 Cal State Fullerton	L, 6-1
3/17 Nevada*	W, 6-5
3/18 Nevada*	W, 7-6
3/19 Nevada*	W, 6-5
3/21 at Pacific	L, 12-10
3/23 at Hawai'i	L, 6-2
3/24 at Hawai'i	L, 8-7
3/25 at Hawai'i	L, 5-4
3/26 at Hawai'i	L, 14-1
3/29 Santa Clara	W, 4-2
3/31 at San Diego State*	L, 4-5
4/1 at San Diego State*	L, 7-3
4/2 at San Diego State*	L, 5-1
4/4 at Santa Clara	W, 13-8
4/7 New Mexico*	W, 2-1
4/9 New Mexico*	T, 5-5
4/11 Stanford	L, 9-3
4/13 at Nevada*	W, 6-5
4/14 at Nevada*	L, 5-4
4/15 at Nevada*	L, 6-2
4/18 Saint Mary's	L, 11-6
4/21 Air Force*	L, 12-6
4/22 Air Force*	L, 9-7

5/12 at San Francisco	L, 15-0
5/13 at San Francisco	L, 3-2
5/14 San Francisco	L, 7-2
5/15 San Francisco	W, 7-6
5/18 at UNLV	W, 7-4
5/19 at UNLV	L, 12-4
5/20 at UNLV	W, 10-6
*-Mountain West game	

2018

(27-30, 16-14 MW)

2/16 Northern Colorado	W, 7-4
2/17 Northern Colorado	L, 12-7
2/17 Northern Colorado	W, 11-10
2/18 Northern Colorado	L, 6-5
2/20 Santa Clara	L, 4-1
2/24 at San Francisco	L, 10-0
2/25 vs Sacramento State!	W, 5-4
2/25 at San Francisco	W, 6-1
2/27 Cal Poly	W, 7-4
3/4 San Diego State*	L, 7-2
3/4 San Diego State*	L, 11-1
3/5 Utah	W, 9-6
3/9 at Nevada*	L, 11-4
3/10 at Nevada*	L, 10-9
3/11 at Nevada*	L, 14-4
3/17 Fresno State*	W, 4-1
3/18 Fresno State*	W, 10-1
3/18 Fresno State*	L, 6-3
3/19 Dartmouth	W, 4-3
3/23 at UC Santa Barbara	L, 9-2
3/24 at UC Santa Barbara	L, 4-3
3/25 at UC Santa Barbara	L, 11-1
3/27 Saint Mary's	L, 5-2
3/29 at Air Force*	L, 5-4
3/30 at Air Force*	W, 3-1
3/31 at Air Force*	L, 19-3
4/3 at UC Davis	L, 7-3
4/7 Nevada*	L, 10-9
4/8 Nevada*	L, 5-4 (11)

4/29 New Mexico*	W, 3-2
5/1 at Pacific	L, 10-5
5/4 at UNLV*	L, 11-2
5/5 at UNLV*	W, 8-5
5/6 at UNLV*	W, 10-8
5/9 at Cal Poly	L, 5-3
5/11 at San Diego State*	W, 3-2
5/12 at San Diego State*	L, 2-1
5/12 at San Diego State*	L, 16-4
5/13 at San Diego State*	W, 6-4
5/15 at Saint Mary's	L, 7-3
5/17 Air Force*	W, 3-1
5/18 Air Force*	W, 6-5
5/19 Air Force*	W, 3-1
5/24 at San Diego State#	L, 2-1
5/25 Nevada#	W, 13-6
5/26 UNLV#	L, 9-2
*-Mountain West Game	
!-Neutral Location	
#-MW Tournament	

TM



SJSU SPORTS Hall of Fame

Retired Number

Gene Menges, Head Coach, 1970-86




The only number in San José State baseball history to have ever been retired - #22 - belongs to former Spartan head coach Gene Menges (1926-2016), the second-winningest coach in the school's 127-year baseball history. He led the team for 17 seasons and compiled a 467-434-4 record. In 1978 and 1979, he was named Coach of the Year by the Northern California Baseball Association.

Menges earned his degree from San José State in 1951 and his master's degree in 1957. The quarterback of the 1948-50 Spartan football teams, his career totals still rank among the best in Spartan history. He joined the Spartan coaching staff in 1952 as an assistant baseball coach before assuming the head coaching duties in 1970. He held the rank of professor emeritus in the human performance department at SJSU, and is also a member of the San José State University Sports Hall of Fame.

SAN JOSÉ STATE SPORTS HALL OF FAME BASEBALL HONOREES

- Al Ariza - '72
- Jeff Ball - '90
- Howard "Lefty" Blethen - '35
- Eric Booker - '90
- Dick Brady - '55
- Ken Caminiti - '84
- Mark Carroll - '74
- Jerry Clifford - '57
- Tom Corder - '70
- Gary Cunningham - '70
- Tim Day - '72
- Jay Fike - '70
- Kevin Frandsen - '04
- Dean Giles - '51
- Rich Guardino - '77
- Tuck Halsey - '57
- Dave Imwalle - '72


- Randy Johnson - '78
- Mark Kettman - '74
- Hal Kolstad - '57
- Larry McEvoy - '86
- Gene Menges, Head Coach (1970-86)
- Brian Nakamoto - '72
- John Oldham - '54
- Clair Parkin - '52
- Chris Pedretti - '79
- Bill Rahming - '56
- Chuck Reynolds - '56
- Ralph Romero - '50
- Dennis Smith - '54
- Dave Tellers - '90
- Jim Visher - '64
- David Zuniga - '93




Rick Lane - '78



Mark Langston - '81



Tony Biondi - '78



Jeff Gingrich - '75
Assistant Coach (1980-81)



MOUNTAIN WEST

MOUNTAIN WEST CONFERENCE TEAMS





2019 Schedule

DAY	DATE	OPPONENT	LOCATION	TIME
Fri.	2/15	SANTA CLARA	MUNICIPAL STADIUM	6:00 PM
Sat.	2/16	at Santa Clara	Santa Clara, Calif.	1:00 PM/5:00 PM
Sun.	2/17	SANTA CLARA	MUNICIPAL STADIUM	12:00 PM
Tue.	2/19	UNIVERSITY OF THE PACIFIC	MUNICIPAL STADIUM	5:30 PM
Fri.	2/22	UC-RIVERSIDE	MUNICIPAL STADIUM	6:00 PM
Sat.	2/23	UC-RIVERSIDE	MUNICIPAL STADIUM	2:00 PM
Sun.	2/24	UC-RIVERSIDE	MUNICIPAL STADIUM	12:00 PM
Tues.	2/26	SAINT MARY'S	MUNICIPAL STADIUM	3:00 PM
Fri.	3/1	at New Mexico*	Albuquerque, N.M.	5:00 PM
Sat.	3/2	at New Mexico*	Albuquerque, N.M.	1:00 PM
Sun.	3/3	at New Mexico*	Albuquerque, N.M.	11:00 AM
Tues.	3/5	U. OF SAN FRANCISCO	MUNICIPAL STADIUM	5:30 PM
Fri.	3/8	AIR FORCE*	MUNICIPAL STADIUM	6:00 PM
Sat.	3/9	AIR FORCE*	MUNICIPAL STADIUM	2:00 PM
Sun.	3/10	AIR FORCE*	MUNICIPAL STADIUM	12:00 PM
Tues.	3/12	at Cal	Berkeley, Calif.	6:00 PM
Fri.	3/15	UNLV*	MUNICIPAL STADIUM	6:00 PM
Sat.	3/16	UNLV*	MUNICIPAL STADIUM	2:00 PM
Sun.	3/17	UNLV*	MUNICIPAL STADIUM	12:00 PM
Tues.	3/19	at Sacramento State	Sacramento, Calif.	7:00 PM
Fri.	3/22	at Fresno State*	Fresno, Calif.	6:05 PM
Sat.	3/23	at Fresno State*	Fresno, Calif.	6:05 PM
Sun.	3/24	at Fresno State*	Fresno, Calif.	1:05 PM
Tues.	3/26	at Michigan	Ann Arbor, Mich.	1:00 PM
Wed.	3/27	at Michigan	Ann Arbor, Mich.	1:00 PM
Fri.	3/29	at Northwestern	Evanston, Ill.	1:00 PM
Sat.	3/30	at Northwestern	Evanston, Ill.	12:00 PM
Sun.	3/31	at Northwestern	Evanston, Ill.	10:00 AM
Tues.	4/2	U. of San Francisco	San Francisco, Calif.	3:00 PM
Fri.	4/5	NEW MEXICO*	MUNICIPAL STADIUM	6:00 PM
Sat.	4/6	NEW MEXICO*	MUNICIPAL STADIUM	2:00 PM
Sun.	4/7	NEW MEXICO*	MUNICIPAL STADIUM	12:00 PM
Mon.	4/8	UNIVERSITY OF PORTLAND	MUNICIPAL STADIUM	2:00 PM
Fri.	4/12	at UNLV*	Las Vegas, Nev.	6:05 PM
Sat.	4/13	at UNLV*	Las Vegas, Nev.	6:05 PM
Sun.	4/14	at UNLV*	Las Vegas, Nev.	1:05 PM
Tues.	4/16	at Saint Mary's	Moraga, Calif.	2:00 PM
Thur.	4/18	FRESNO STATE*	MUNICIPAL STADIUM	6:00 PM
Fri.	4/19	FRESNO STATE*	MUNICIPAL STADIUM	6:00 PM
Sat.	4/19	FRESNO STATE*	MUNICIPAL STADIUM	2:00 PM
Tues.	4/23	at Stanford	Stanford, Calif.	6:05 PM
Fri.	4/26	at Nicholls State	Thibodaux, La.	4:00 PM
Sat.	4/27	at Nicholls State	Thibodaux, La.	12:00 PM
Sun.	4/28	at Nicholls State	Thibodaux, La.	TBA
Mon.	4/29	OREGON	MUNICIPAL STADIUM	1:30 PM
Fri.	5/3	at San Diego State*	San Diego, Calif.	6:00 PM
Sat.	5/4	at San Diego State*	San Diego, Calif.	6:00 PM
Sun.	5/5	at San Diego State*	San Diego, Calif.	1:00 PM
Fri.	5/10	NEVADA*	MUNICIPAL STADIUM	6:00 PM
Sat.	5/11	NEVADA*	MUNICIPAL STADIUM	2:00 PM
Sun.	5/12	NEVADA*	MUNICIPAL STADIUM	12:00 PM
Thurs.	5/16	at Air Force*	Colorado Springs, Colo.	12:00 PM
Fri.	5/17	at Air Force*	Colorado Springs, Colo.	12:00 PM
Sat.	5/18	at Air Force*	Colorado Springs, Colo.	11:00 AM

■ = AWAY GAME

* = MOUNTAIN WEST CONTEST



Former San Jose State baseball coach failed to promote atmosphere of compliance

The former San Jose State baseball coach did not promote an atmosphere of compliance when he directed and supervised student-athletes' participation in activities that exceeded NCAA countable activity rules, according to a Division I Committee on Infractions panel.

This case was resolved through the summary disposition process, a cooperative effort where the involved parties collectively submit the case to the Committee on Infractions in written form. The NCAA enforcement staff, university and participating individuals must agree to the facts and overall level of the case to use this process instead of a formal hearing.

During a two-year period, the head coach asked student-athletes if they would like to participate in voluntary activities before and after mandatory practice. He then listed the voluntary activities on the daily practice schedules. The student-athletes believed their presence at the activities was mandatory and, at times, members of the coaching staff were present and observed the activities. Additionally, sometimes the coach allowed the required practice and skill activities to run longer than their scheduled times.

In addition to directing and supervising the activities that exceeded the NCAA's countable activity rules, the former head coach did not monitor his program when he submitted inaccurate activity reports to the compliance office.

The panel used the Division I membership-approved infractions penalty guidelines to prescribe the following measures:

Two years of probation from Sept. 6, 2018, through Sept. 5, 2020.

A one-year show-cause order for the former head coach. During that period, any NCAA member school employing the former assistant coach must suspend him from all coaching duties for the first 10 games of the season.

A \$5,000 fine (self-imposed by the university).

During the fall 2017 and January 2018 out-of-season segments, the baseball program reduced the number of weekly countable activity hours to a maximum of six hours per week, with no more than one hour of skill instruction per week (self-imposed by the university). NCAA rules allow up to eight hours per week with no more than two hours of skill instruction.

During the fall 2018 out-of-season segments, the baseball team will not engage in any countable activity for three weeks (self-imposed by the university). Additionally, all student-athletes must record voluntary hours of athletic activity and the compliance office must confirm the information.

During the spring 2018 and spring 2018 in-season segments, the program will reduce weekly countable hours to a maximum of 17 hours per week, from 20 hours allowed by NCAA rules (self-imposed by the university). Additionally, all student-athletes must record voluntary hours of athletic activity, and the compliance office must confirm the information.