

# 2007-08 San Jose State Women's Basketball



## 2007-08 SAN JOSE STATE WOMEN'S BASKETBALL FACTS

|  |                                     |
|--|-------------------------------------|
| <b>Location</b> .....                        | San Jose, California                |
| <b>Enrollment</b> .....                      | 30,068                              |
| <b>Nickname</b> .....                        | Spartans                            |
| <b>Colors</b> .....                          | Gold, White & Blue                  |
| <b>Conference</b> .....                      | Western Athletic Conference         |
| <b>President</b> .....                       | Don W. Kassing                      |
| <b>Director of Athletics</b> .....           | Thomas Bowen                        |
| <b>NCAA Faculty Representative:</b> .....    | Bill Campsey                        |
| <b>Deputy AD/SWA</b> .....                   | Kellie Elliott                      |
| <b>Head Coach</b> .....                      | Pam DeCosta                         |
| .....  | (Metropolitan State College, 1991)  |
| <b>Record/Seasons at SJSU</b> .....          | First Season                        |
| <b>Overall record/Seasons</b> .....          | 45-66/4 seasons                     |
| <b>Assistant Coach</b> .....                 | Jodi Greve (Arkansas, 2001)         |
| <b>Assistant Coach</b> .....                 | Brett Studley (Lynn, 2007)          |
| <b>Assistant Coach</b> ..                    | John Langston (CS Sacramento, 1982) |
| <b>Coordinator of Operations</b> .....       | KC Hilgenkamp                       |
| .....  | (Kansas, 2003)                      |
| <b>Women's Basketball Office Phone</b> ..... | (408) 924-1241                      |
| <b>2006-07 Overall Record/WAC Record</b> ..  | 5-27, 4-12/T8th                     |
| <b>Starters Returning/Lost</b> .....         | 5/0                                 |
| <b>Letterwinners Returning/Lost</b> .....    | 8/2                                 |
| <b>Associate SID/WBB Contact</b> .....       | Amy Villa                           |
| <b>Office Phone</b> .....                    | (408) 924-1216                      |
| <b>Cell Phone</b> .....                      | (408) 421-8604                      |
| <b>FAX</b> .....                             | (408) 924-1291                      |
| <b>email:</b> .....                          | amy.villa@sjsu.edu                  |
| <b>SJSU Athletics Web Site:</b> .....        | www.sjsuspartans.com                |
| <b>Homecourt</b> .....                       | The Event Center (5,000)            |
| <b>Press Row</b> .....                       | (408) 924-6470                      |

| <b>Letterwinners Returning (6)</b> | <b>POS.</b> | <b>CL.</b> | <b>PPG</b> | <b>RPG</b> |
|------------------------------------|-------------|------------|------------|------------|
| NATALIE WHITE                      | G           | JR         | 11.6       | 3.2        |
| BRITTANY POWELL                    | F           | SO         | 11.6       | 6.4        |
| ALISHA HICKS                       | G           | SR         | 8.9        | 6.0        |
| MYOSHA BARNES                      | G           | JR         | 8.4        | 3.4        |
| JAIME HALL                         | C/F         | JR         | 2.6        | 3.6        |
| Tamiko Davis                       | F/C         | SO         | 1.5        | 2.0        |

| <b>REDSHIRTS RETURNING (2)</b> | <b>POS.</b> | <b>CL.</b> |
|--------------------------------|-------------|------------|
| Breana Fields                  | G           | SO-RS      |
| Brittany Imaku                 | G           | SR-RS      |

| <b>LETTERWINNERS LOST (2)</b> | <b>POS.</b> | <b>PPG</b> | <b>RPG</b> |
|-------------------------------|-------------|------------|------------|
| Amber Hall                    | C           | 2.5        | 3.1        |
| Lynette Jacobs                | G           | 6.2        | 3.0        |

| <b>NEWCOMERS (7)</b> | <b>POS.</b> | <b>CL.</b> | <b>PPG</b> | <b>RPG</b> |
|----------------------|-------------|------------|------------|------------|
| Aumornai Edinburgh   | F           | 6-0        | SO         | TR         |
| Zlata Malicevic      | C           | 6-3        | FR         | HS         |
| Christine Martin     | F/P         | 6-2        | FR         | HS         |
| Emily Nichols        | G           | 5-8        | FR         | HS         |
| Mone Peoples         | G           | 5-7        | FR         | HS         |
| Sayja Sumler         | G           | 5-9        | FR         | HS         |
| Rose Thompson        | G           | 5-3        | FR         | HS         |

2006-07 STARTERS LISTED IN CAPITAL LETTERS

[www.sjsuspartans.com](http://www.sjsuspartans.com)

## Table of Contents

|  |                    |
|--|--------------------|
| Radio/TV Roster .....                                  | Inside Front Cover |
| 2007-08 San José State Women's Basketball Roster ..... | 2                  |
| 2007-08 Outlook .....                                  | 3                  |
| Head Coach Pam DeCosta .....                           | 4-5                |
| Spartan Coaching Staff .....                           | 5-6                |
| 2007-08 San José State Player Biographies .....        | 7-26               |
| 2006-07 Final Statistics & Results .....               | 27-30              |
| 2006-07 WAC Results/Award Winners .....                | 31-32              |
| 2007-08 Opponents .....                                | 33-40              |
| All-Time Roster .....                                  | 42-43              |
| Spartan Team Records/The Last Time Out .....           | 44                 |
| Spartan Individual Records .....                       | 45                 |
| The Event Center Records .....                         | 46                 |
| Spartan Honors .....                                   | 47                 |
| SJSU Sports Hall of Fame .....                         | 48-49              |
| Single Season Leaders .....                            | 50-51              |
| Career Leaders .....                                   | 52-53              |
| 1,000 Point Club .....                                 | 54-55              |
| All-Time Series .....                                  | 56                 |
| Series Scores .....                                    | 57-58              |
| Year-by-Year Records .....                             | 59                 |
| SJSU Women's Basketball Head Coaches .....             | 59                 |
| Year-by-Year Scores .....                              | 60-67              |
| San Jose State University .....                        | 68-69              |
| President Don W. Kassing .....                         | 69                 |
| Martin Luther King, Jr., Library .....                 | 70                 |
| Campus Village .....                                   | 70                 |
| Athletics Administration .....                         | 71-73              |
| Athletics Staff .....                                  | 74-75              |
| Athletics Directory .....                              | 76                 |
| The Event Center .....                                 | 77                 |
| SJSU Athletic Facilities .....                         | 78-79              |
| Koret Athletic Training Center .....                   | 80                 |
| Jeff Garcia Hall of Champions .....                    | 81                 |
| Student Success Services .....                         | 82                 |
| Spartans In Action .....                               | 83                 |
| Culture of Champions .....                             | 84-85              |
| City of San Jose .....                                 | 86-87              |
| Media Information .....                                | 88                 |

**Credits:** The 2007-08 San José State Women's Basketball Media Guide is a product of the San José State Sports Information Office. Writing, editing, layout and design by Amy Villa. Cover designs: Kyle Chesser, Hands of Photography. Portraits: Terrell Lloyd. Photos: Ron Fried, Ray Barbour, Damon Tarver, Terrell Lloyd. Printing: Erich Printing, San Jose, Calif. San José State University does not discriminate on the basis of race, color, religion, national origin, sex, sexual orientation, marital status, pregnancy, age disability, disabled veterans or Vietnam status. This policy applies to all SJSU students, faculty and staff programs and activities. Questions regarding this policy should be directed to the Director of the Office of Equal Employment Opportunity/Affirmative Action, SJSU, San Jose, CA 95192, (408) 924-1115.



# 2007-08 Roster

## ALPHABETICAL ROSTER

|    | NAME               | POS | HT  | CLASS | EXP | HOMETOWN/LAST SCHOOL                          |
|----|--------------------|-----|-----|-------|-----|---|
| 20 | Myosha Barnes      | G   | 5-5 | JR    | 2V  | Milwaukee, Wisc./Harold S. Vincent            |
| 33 | Tamiko Davis       | F/C | 6-1 | SO    | 1V  | Sacramento, Calif./Sacramento HS              |
| 5  | Aumornai Edinburgh | F   | 6-0 | SO    | TR  | Sacramento, Calif./San Francisco State        |
| 32 | Breana Fields      | G   | 5-8 | SO-RS | 1V  | Sacramento, Calif./Luther Burbank             |
| 45 | Jaime Hall         | C/F | 6-1 | JR    | 2V  | Hollister, Calif./San Benito HS               |
| 21 | Alisha Hicks       | G   | 5-9 | SR    | 2V  | Sacramento, Calif./John F. Kennedy            |
| 23 | Brittany Imaku     | G   | 5-2 | SR-RS | 1V  | Lakewood, Calif./Cypress College              |
| 25 | Zlata Malicevic    | C   | 6-3 | FR    | HS  | San Jose, Calif./Prospect HS                  |
| 15 | Christine Martin   | F/P | 6-2 | FR    | HS  | Solvang, Calif./Santa Ynez HS                 |
| 22 | Emily Nichols      | G   | 5-8 | FR    | HS  | Riverside, Calif./Martin Luther King HS       |
| 11 | Mone Peoples       | G   | 5-7 | FR    | HS  | San Francisco, Calif./Burton HS               |
| 24 | Brittany Powell    | F   | 6-0 | SO    | 1V  | Milwaukee, Wisc./Divine Savior Holy Angels HS |
| 4  | Sayja Sumler       | G   | 5-9 | FR    | HS  | Oakland, Calif./Oakland Tech HS               |
| 3  | Rose Thompson      | G   | 5-3 | FR    | HS  | Daly City, Calif./Westmoor HS                 |
| 12 | Natalie White      | G   | 5-9 | JR    | 2V  | Dubuque, Iowa/Dubuque Senior HS               |

**Head Coach:** Pam DeCosta (Metropolitan State College, 1991/1st season)

**Assistant Coaches:** Jodi Greve (Arkansas, 2001/1st season)

Brett Studley (Lynn, 2007/1st season)

John Langston (Cal State Sacramento, 1982/1st season)

**Coordinator of Operations:** KC Hilgenkamp (Kansas, 2003/1st season)

## NUMERICAL ROSTER

|    | NAME               | POS | HT  | CLASS | EXP | HOMETOWN/LAST SCHOOL                          |
|----|--------------------|-----|-----|-------|-----|---|
| 3  | Rose Thompson      | G   | 5-3 | FR    | HS  | Daly City, Calif./Westmoor HS                 |
| 4  | Sayja Sumler       | G   | 5-9 | FR    | HS  | Oakland, Calif./Oakland Tech HS               |
| 5  | Aumornai Edinburgh | F   | 6-0 | SO    | TR  | Sacramento, Calif./San Francisco State        |
| 11 | Mone Peoples       | G   | 5-7 | FR    | HS  | San Francisco, Calif./Burton HS               |
| 12 | Natalie White      | G   | 5-9 | JR    | 2V  | Dubuque, Iowa/Dubuque Senior HS               |
| 15 | Christine Martin   | F/P | 6-2 | FR    | HS  | Solvang, Calif./Santa Ynez HS                 |
| 20 | Myosha Barnes      | G   | 5-5 | JR    | 2V  | Milwaukee, Wisc./Harold S. Vincent HS         |
| 21 | Alisha Hicks       | G   | 5-9 | SR    | 2V  | Sacramento, Calif./John F. Kennedy HS         |
| 22 | Emily Nichols      | G   | 5-8 | FR    | HS  | Riverside, Calif./Martin Luther King HS       |
| 23 | Brittany Imaku     | G   | 5-2 | SR    | 1V  | Lakewood, Calif./Cypress College              |
| 24 | Brittany Powell    | F   | 6-0 | SO    | 1V  | Milwaukee, Wisc./Divine Savior Holy Angels HS |
| 25 | Zlata Malicevic    | C   | 6-3 | FR    | HS  | San Jose, Calif./Prospect HS                  |
| 32 | Breana Fields      | G   | 5-8 | SO    | 1V  | Sacramento, Calif./Luther Burbank HS          |
| 33 | Tamiko Davis       | F/C | 6-1 | SO    | 1V  | Sacramento, Calif./Sacramento HS              |
| 45 | Jaime Hall         | C/F | 6-1 | JR    | 2V  | Hollister, Calif./San Benito HS               |

### Pronunciation Guide

|                    |                       |
|--------------------|-----------------------|
| Myosha Barnes      | my-OH-shuh Barnes     |
| Tamiko Davis       | Tuh-MEE-ko Davis      |
| Aumornai Edinburgh | AH-mor-nay ed-in-burg |
| Breana Fields      | BREE-on-uh Fields     |
| Alisha Hicks       | uh-LEE-shuh Hicks     |
| Brittany Imaku     | Brittany eh-MAH-ku    |
| Mone Peoples       | MO-nay Peoples        |
| Sayja Sumler       | SAY-shuh Sumler       |
| Jodi Greve         | Jodi GREE-vee         |





A new era in San Jose State women's basketball opens as head coach Pam DeCosta begins her first season at the helm of the program. She brings a new attitude to the Spartan program that returns all five starters from last year's 5-27 team.

"We have to change the mentality of this program that being status quo is not ok," said DeCosta. "Our main objective for this season is go out every game and work as hard as we can to compete. If we do that every game, we will have a successful season."

Scoring should not be a problem for the Spartans as the team's top-four scorers at the end of last year return for the 2007-08 season. Sophomore forward Brittany Powell and junior guard Natalie White each averaged 11.6 points per game for San Jose State. Powell led the team during Western Athletic Conference play at 12.1 points per game. For her efforts on the court, she was named to the WAC All-Freshman Team. Powell also led the Spartans in rebounding with 192, 6.4 per game.

White is one of the Spartans top three-point shooting threats after leading the team last year with 41 three-pointers made. She already ranks among the best San Jose State career three-point shooters, ranking ninth in three-point goals made at 65 and sixth in attempts with 245.



Senior guard Alisha Hicks brings a lot of scoring potential on the court for San Jose State. She averaged 8.9 points per game last year, dished out a team-best 89 assists and was second in rebounding with 174, 6.0 per game. Hicks was one of the team's best defenders, usually guarding the opponents' best offensive player as she led San Jose State with 74 steals.

Junior guard Myosha Barnes ran the offense last year and averaged 8.4 points per game. She also dished out 85 assists and grabbed 40 rebounds.

Junior center Jaime Hall brings experience to the center position. She averaged 2.6 points and 3.5 rebounds per game last season. Hall was sec-



ond on the team in blocked shots with 24.

Sophomore forward Tamiko Davis brings depth to the Spartan bench after seeing action in 31 games as a freshman. She averaged 1.5 points and 2.0 rebounds per game.

Returning from redshirt seasons are junior guard Breana Fields and senior guard Brittany Imaku. Both players are looked upon to provide depth at the guard positions. Fields is another scoring threat that DeCosta can use in her offense, while Imaku is another playmaker who can run the



offense.

Seven newcomers also provide more offensive firepower and depth for San Jose State. Emily Nichols, Mone Peoples, Sayja Sumler and Rose Thompson give the Spartans depth at the guard positions. Aumornai Edinburgh, Zlata Malicevic and Christine Martin will give San Jose State depth at the power forward and center spots. Nichols and Martin played together on the West Coast Elite traveling team. Peoples, Sumler and Thompson were all named honorable mention *San Francisco Chronicle* All-Metro team selections.

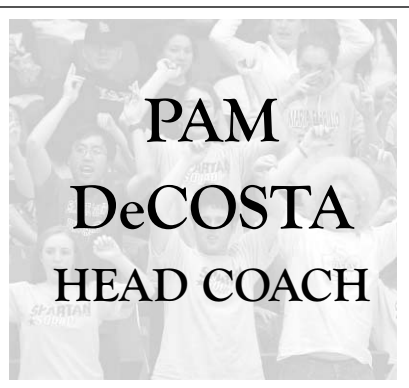
The 2007-08 schedule is again demanding. Pac-10 opponent Oregon and Big 12 foe Kansas highlight the competition. The team plays eight non-conference road games including at CS Fullerton, San Francisco, Washington State and Santa Clara, before beginning WAC play at Utah State in January.

"We have a very competitive non-conference schedule to prepare us for WAC play," said DeCosta. "We play against the Pac-10 and Big 12 and many quality regional teams to get us ready for WAC competition."

"I think the WAC is going to be really wide-open this season. If you want to be successful in this league, you have to take care of business at home and hope to sneak up on someone on the road."



# Spartan Coaching Staff



San Jose State first-year head coach Pam DeCosta brings a new winning attitude and perspective to the Spartan women's basketball program.

"We have four goals to achieve in building this program," said DeCosta. "First, we need to change the mentality of the community, the campus and the players that being status quo is not ok. Secondly, we have to think everyday that we are going to compete for the WAC Championship and play in the NCAA Tournament. Third, we are going to graduate from San Jose State and excel in the classroom. Finally, we need to make a difference in the community and let people know who we are."

Already making a difference in the community, DeCosta's team and staff are involved in two community service projects. The team works with BAWSI (Bay Area Women's Sports Initiative) on various projects. The players and staff also spend time one day a week at Juvenile Hall, focusing on small group mentoring.

DeCosta comes to San Jose State after spending the past four seasons as the head coach at Lynn University in Boca Raton, Fla. She took a program that had only five wins her first year and produced double-digit wins each of the past three seasons. Her teams had a 100-percent graduation rate and one student-athlete, Sarah Mahan, become just the third player in school history to be named to the ESPN the Magazine Academic All-District team as selected by CoSIDA.

Last year, DeCosta's team compiled a 17-11 overall record and a 9-7 mark in the Sunshine State Conference. The Fighting Knights recorded the second-best start in school history with a 10-2 run. They were undefeated in the month of December (6-0) and set a school record for most conference wins.

Her 2005-06 team finished with an 11-17 overall record and a 6-10 SSC mark. DeCosta became the first women's basketball coach in school history to defeat Tampa twice in a season and became the first coach to record wins against every Sunshine State Conference school.

Prior to being named head coach at Lynn, DeCosta was an assistant at the University of Kansas for a total of eight years (1993-96 and 1998-2003). She was responsible for all aspects of recruiting potential student-athletes as well as assisting in scouting opponents, daily practice and individual player development.

During her time at Kansas, the Jayhawks won a Big Eight Championship and made five NCAA Tournament appearances, including advancing to the Sweet Sixteen in 1996.

A talented recruiter with strong California connections, DeCosta had success at Kansas recruiting top-notch student-athletes to the program. Her 2003 class ranked 10th in the country, while her 2002 and 2001 classes both ranked 13th nationally.



## What Others Are Saying About Pam DeCosta

*"I have known Pam for a long time and am confident she will do an outstanding job. Everyone there will be exceptionally happy with her."*  
-Roy Williams, University of North Carolina Head Coach

*"San Jose State's hiring of Pam DeCosta for Head Women's Basketball Coach was the quintessential choice for many reasons. While Pam recruited me several years ago to attend the University of Oklahoma, I was struck then by her unique sincerity and positive approach to the student athlete. A terrific person off the court, Pam comes to SJSU with a sharp basketball mind and highly focused work ethic. She is a winner by nature, a motivator by trade, and a leader above all. San Jose State has truly turned up a jewel in Pam DeCosta."*

- Stacey Dales, two-time All-American, WNBA star and ESPN analyst

*"San Jose State has won the lottery with their selection of Pam DeCosta as head women's basketball coach. Pam helped build our foundation here at Oklahoma with her relentless recruiting efforts. Her work ethic is second to none. Pam is a talented basketball coach, but she is an even better person. She will be an impeccable ambassador for San Jose State University."*

- Sherri Coale, University of Oklahoma Head Coach



## DeCosta's Coaching Record

| Year           | Record       | School      |
|----------------|--------------|-------------|
| 2006-07        | 17-11        | Lynn        |
| 2005-06        | 11-17        | Lynn        |
| 2004-05        | 12-16        | Lynn        |
| 2003-04        | 5-22         | Lynn        |
| <b>4 Years</b> | <b>45-66</b> | <b>Lynn</b> |

**Overall 45-66 4 Seasons**

## DeCosta's Playing Honors

*National Association of  
Intercollegiate Athletics*  
1986 Kodak All-American

*Rocky Mountain Athletic Conference Sports Hall of Fame*  
Inducted July 14, 2007



Jodi Greve begins her first season as a member of the San Jose State women's basketball staff. Greve is the Spartans' recruiting coordinator and assists with the perimeter players.

Greve joins the Spartans after spending the last four years at Tyler Junior College in Tyler, Texas. In addition to her on-court coaching duties at Tyler, Greve served as academic coordinator, the primary recruiter, and was an instructor in the campus' mathematics and kinesiology departments. Tyler finished eighth in the country last season and four of the five sophomores earned Division I scholarships, with the fifth earning a scholarship to Division II power Wayne State.

Greve earned her Master's of Education from the University of Montevallo, where she also worked as a graduate assistant coach for the women's program. She received a Bachelor of Science in Education from the University of Arkansas. Greve played one season of basketball at Odessa Junior College.



In between her stints at Kansas, DeCosta was an assistant coach at the University of Oklahoma under current head coach Sherri Coale. DeCosta was responsible for the recruitment and signing of two-time All-American, and current ESPN college basketball analyst, Stacey Dales.

Before her position at Kansas, DeCosta was the head varsity coach at Denver East High School for the 1992-93 season and led the team to a 5A District Championship and a final 5A state-ranking of ninth.

Following her 1991 graduation from Metropolitan State College (Denver, Colo.) with a bachelor's degree in parks and recreation administration, DeCosta began her collegiate coaching career at her alma mater, serving as an assistant coach and the recruiting coordinator. After two years of recruiting the state's top players, the team achieved its best season in school history.

DeCosta played her college ball at Mesa State College in Grand Junction, Colo. She was a 1986 NAIA Kodak All-American, a 1986 first team All-District Seven selection and a two-time All-Rocky Mountain Athletic Conference first team pick. DeCosta led the RMAC in scoring and rebounding during the 1984-85 season. She still ranks in the top-five among Mesa State career leaders in five categories including the season all-time leading rebounder with 1,012 boards. She also led the league in rebounding for the 1985-86 season with 16.8 boards per game. After her collegiate career, she played professionally in Germany.

This past July, DeCosta was honored by the RMAC as she was inducted into the conference's Hall of Fame.

DeCosta is a member of the Women's Basketball Coaches Association and the Black Coaches Association.



# Spartan Coaching Staff



**BRETT  
STUDLEY**  
ASSISTANT  
COACH

Brett Studley begins his first season with the San Jose State women's basketball program, and starts his third season as a member of DeCosta's staff.

Studley was a two-year member of DeCosta's staff at Lynn University where he worked primarily with the post players while handling various administrative functions with the program. Studley will serve in the same capacity with the Spartans.

A graduate of Lynn University, Studley received his bachelor's degree in business administration.



**JOHN  
LANGSTON**  
ASSISTANT  
COACH

John Langston begins his first season on the San Jose State women's basketball coaching staff. He brings a wealth of experience from the high school coaching ranks.

Langston spent the past 10 years as the head girl's varsity basketball coach at Sacramento High School. He won two Division III State Championships and was the 2005-06

Sacramento Bee Coach of the Year. His teams were runners-up twice and won three league championships. Langston coached golf and assisted the Athletics Director in developing the vision and goals of the department.

A graduate of Cal State Sacramento with a degree in communications, Langston played collegiately for the Hornets and Pro-Am ball in Sacramento.



**KC  
HILGENKAMP**  
COORDINATOR  
OF OPERATIONS

KC Hilgenkamp reunites with her former college coach, joining DeCosta's staff as the director of operations.

Recruited to Kansas by DeCosta, Hilgenkamp played two seasons (2000-01 and 2001-02) for the Jayhawks. She is the school's career free throw percentage leader at .828 (72-of-87) and is seventh all-time in three-point field goals made (70), eighth in three-point attempts (187) and fourth in three-point percentage (.374). After finishing her play-

ing career, Hilgenkamp interned with the Kansas women's basketball program.

Hilgenkamp graduated from Kansas in 2003 with a Bachelor's Degree in Education. She spent the past two school years as the After-School Program Manager at Kennedy Elementary in Lawrence, Kan.





**2007-08  
Player  
Biographies**



# 2007-08 Player Profiles



**20**  
**MYOSHA**  
**BARNES**  
 G • 5-5 • JR  
 Milwaukee, Wis.  
 Harold S. Vincent HS

**AT SAN JOSE STATE:** Third season as a member of the team.

**2006-07:** Played in 29 games and started 20...averaged 8.4 points and 3.4 rebounds per game...led the team in scoring in three games - at Utah State and at New Mexico State with a career-high 18 points in each game and at Colorado State with 15 points...scored in double figures in 11 games...scored 14 points in an upset of eventual WAC Champion Boise State at home...helped lead the team in rebounding with a career-high eight against Santa Clara...also grabbed eight rebounds in a win over Idaho at the WAC Tournament...best shooting game from the floor came against Idaho in the WAC Tournament where she was 6-of-12 from the floor...made 10 three-point field goals...shot 70.7 percent from the free throw line and was 5-for-5 at Utah State and 4-for-4 at Boise State...85 assists on the season...dished out a career-high nine assists at Idaho...seven assists at Pacific and six assists in a win over Hawai'i...blocked a shot at Colorado State and at Utah State...40 steals on the year...three steals at Pacific, against Santa Clara and Idaho and at Hawai'i...played in 38 minutes against Santa Clara and 34 against New Mexico State and Idaho.

**2005-06:** Appeared in 24 games, and made seven starts...six of her starts were the first six contests of her collegiate career...scored a season-high 11 points at Boise State (2/1)...added 10 points against non-conference foe North Dakota State (1/12)...played a season-high 28 minutes at Idaho (2/9), scoring eight points and making first career block...grabbed three rebounds, all offensive, at Louisiana Tech (1/26).

**HIGH SCHOOL:** A fourth team all-state and all-area selection at Harold S. Vincent High School in Milwaukee,

Wis., for head coach Chris Griffen...City Conference Co-Player of the Year...first team All-City Conference Gold Division pick...selected to play in the WBCA Girls All-Star game where she represented the South team in the Division I game in Wisconsin...averaged 13.1 points per game...also played softball, volleyball, and ran track and cross country.



**MYOSHA:** Majoring in criminal justice with a minor in business...has five older siblings...enjoys drawing and listening to music...Myosha will turn 21 during the 2007-08 season.

### Career Highs

|                   |    |                                      |
|-------------------|----|--------------------------------------|
| Points            | 18 | Two opponents                        |
| Field Goals       | 7  | vs. Fresno State, Jan. 18, 2007      |
| FG Attempts       | 18 | vs. Fresno State, Jan. 18, 2007      |
| 3 Pt. Field Goals | 1  | 14 opponents                         |
| 3 Pt. FG Att.     | 3  | Seven opponents                      |
| Free Throws       | 6  | at North Dakota State, Dec. 18, 2006 |
| Free Throw Att.   | 10 | at North Dakota State, Dec. 18, 2006 |
| Rebounds          | 8  | vs. Santa Clara, Dec. 30, 2006       |
| Assists           | 9  | at Idaho, March 3, 2007              |
| Blocks            | 1  | Three opponents                      |
| Steals            | 3  | Four opponents                       |
| Minutes           | 38 | vs. Santa Clara, Dec. 30, 2006       |

### CAREER STATISTICS

| YEAR           | G-GS         | FG-FGA        | PCT         | 3PM-A        | PCT         | FT-FTA       | PCT         | REB       | AVG        | AST       | BS       | ST        | PTS        | AVG        |
|----------------|--------------|---------------|-------------|--------------|-------------|--------------|-------------|-----------|------------|-----------|----------|-----------|------------|------------|
| 2005-06        | 24-7         | 25-78         | .321        | 4-19         | .211        | 16-25        | .640        | 13        | 0.5        | 14        | 1        | 9         | 70         | 2.9        |
| <u>2006-07</u> | <u>29-20</u> | <u>84-277</u> | <u>.303</u> | <u>10-41</u> | <u>.244</u> | <u>65-92</u> | <u>.707</u> | <u>98</u> | <u>3.4</u> | <u>85</u> | <u>2</u> | <u>40</u> | <u>243</u> | <u>8.4</u> |
| Totals         | 53-27        | 109-355       | .307        | 14-60        | .233        | 81-117       | .692        | 111       | 2.1        | 99        | 3        | 49        | 313        | 5.9        |







# 2007-08 Player Profiles



**33**

**TAMIKO DAVIS**

F/C • 6-1 • SO  
Sacramento, Calif.  
Sacramento HS



**AT SAN JOSE STATE:** Second season as a member of the Spartan team.

**2006-07:** Played in 31 games...averaged 1.5 points and 2.0 rebounds per game...scored a season-high six points against New Mexico State and Wisconsin-Milwaukee... from the field, was 3-for-5 against New Mexico State and 3-for-4 against Wisconsin-Milwaukee...grabbed six rebounds against Bradley and at Colorado State...two assists against Utah State (2/3) and one assist at Cal Poly and at New Mexico State...four blocked shots on the year - CS Fullerton, Wisconsin-Milwaukee, at Colorado State and at Nevada...only three steals of the season came at Cal Poly...season-high 23 minutes played against Bradley... made collegiate debut against Cal State Fullerton, playing three minutes off the bench and registered one blocked shot...scored first points of college career against Cal State Northridge.

**HIGH SCHOOL:** Led her Sacramento High School team to a 32-4 win-loss record and the 2006 California Division III championship game...averaged 8.4 points and 3.5 rebounds for current Spartan assistant coach John Langston...named first team all-league, and all-metro honorable mention... was a member of the Silicon Valley Fury...a three-sport athlete, was also a multi-event competitor in track and field, competing in shot put and discus, as well as racing in the hurdles...lettered twice in volleyball.

**TAMIKO:** Majoring in English...would like to be a high school English teach after graduation...enjoys reading and writing...Tamiko turned 19-years-old in 2007.

### Career Highs

|                 |    |                                  |
|-----------------|----|----------------------------------|
| Points          | 6  | Two opponents                    |
| Field Goals     | 3  | Two opponents                    |
| FG Attempts     | 6  | at Cal Poly, Nov. 20, 2006       |
| Free Throws     | 2  | vs. Arkansas State, Dec. 2, 2006 |
| Free Throw Att. | 2  | Three opponents                  |
| Rebounds        | 6  | Two opponents                    |
| Assists         | 2  | vs. Utah State, Feb. 3, 2007     |
| Blocks          | 1  | Four opponents                   |
| Steals          | 3  | at Cal Poly, Nov. 20, 2006       |
| Minutes         | 23 | vs. Bradley, Nov. 25, 2006       |

### CAREER STATISTICS

| YEAR    | G-GS | FG-FGA | PCT  | 3PM-A | PCT  | FT-FTA | PCT  | REB | AVG | AST | BS | ST | PTS | AVG |
|---------|------|--------|------|-------|------|--------|------|-----|-----|-----|----|----|-----|-----|
| 2006-07 | 31-0 | 22-58  | .379 | 0-0   | .000 | 4-8    | .500 | 63  | 2.0 | 4   | 4  | 3  | 48  | 1.5 |





# 2007-08 Player Profiles



**32**  
**BREANA FIELDS**  
 G • 5-8 • SO  
 Sacramento, Calif.  
 Luther Burbank HS

**AT SAN JOSE STATE:** Breana is in her third season at San Jose State.

**2006-07:** Saw action in three games early in the year before redshirting the season...scored her only four points of the season at Cal Poly...was 2-of-4 from the field with two steals and a rebound in that game...played three minutes off the bench against Cal State Fullerton...picked up one steal...played two minutes against Cal State Northridge with one rebound.

**2005-06:** Saw action in 22 games as a freshman...started in first six games of the season...sixth on the team in scoring at 3.5 ppg...season was cut short due to a knee injury suffered in a home game against New Mexico State...in her collegiate debut, played a season-high 29 minutes, while chipping in eight points, grabbing three rebounds, forcing three steals and dishing out a season-high five assists...scored season-high 10 points and chipped in four assists against #6 Rutgers in the Hawkeye Classic...scored 10 points at Idaho (2/9).

**HIGH SCHOOL:** An all-Capital Athletic League, all-metro, and all-city selection in 2004 and 2005 at Luther Burbank High School in Sacramento, Calif., and head coach Lindsay Ferrell...averaged 20 points and six rebounds in 2005...lettered in basketball all four years and softball for one season...member of Rivercity Hoopsters club team.

**BREANA:** Majoring in health science and minoring in kinesiology...enjoys shopping and relaxing at home... Breana turned 20-years-old in 2007.



### Career Highs

|                   |    |                                    |
|-------------------|----|------------------------------------|
| Points            | 10 | Two opponents                      |
| Field Goals       | 5  | at Idaho, Feb. 9, 2006             |
| FG Attempts       | 8  | vs. Gonzaga, Nov. 18, 2005         |
| 3 Pt. Field Goals | 1  | Two opponents                      |
| 3 Pt. FG Att.     | 2  | vs. N. Dakota State, Jan. 12, 2006 |
| Free Throws       | 6  | vs. #6 Rutgers, Dec. 3, 2005       |
| Free Throw Att.   | 6  | Two opponents                      |
| Rebounds          | 5  | at Idaho, Feb. 9, 2006             |
| Assists           | 5  | vs. Gonzaga, Nov. 18, 2005         |
| Blocks            | 2  | at CS Northridge, Nov. 21, 2005    |
| Steals            | 3  | vs. Gonzaga, Nov. 18, 2005         |
| Minutes           | 29 | vs. Gonzaga, Nov. 18, 2005         |

### CAREER STATISTICS

| YEAR    | G-GS | FG-FGA | PCT  | 3PM-A | PCT  | FT-FTA | PCT  | REB | AVG | AST | BS | ST | PTS | AVG |
|---------|------|--------|------|-------|------|--------|------|-----|-----|-----|----|----|-----|-----|
| 2005-06 | 22-7 | 27-79  | .342 | 2-14  | .143 | 20-22  | .909 | 34  | 1.5 | 21  | 4  | 12 | 76  | 3.5 |
| 2006-07 | 3-0  | 2-5    | .400 | 0-0   | .000 | 0-0    | .000 | 2   | 0.7 | 0   | 0  | 3  | 4   | 1.3 |
| Totals  | 25-7 | 29-84  | .345 | 2-14  | .143 | 20-22  | .909 | 36  | 1.4 | 21  | 4  | 15 | 80  | 3.2 |





# 2007-08 Player Profiles



**45**

**JAIME HALL**  
C/F • 6-1 • JR  
Hollister, Calif.  
San Benito HS



**AT SAN JOSE STATE:** Jaime enters her third season as a Spartan.

**2006-07:** Started 29-of -31 games...averaged 2.6 points and 3.6 rebounds per game...second on the team in blocks with 24...scored a career-best 11 points including the game-winning basket against Hawai'i on January 25...only game in her career that she scored in double figures...added eight points in an upset win over Boise State, seven points against Washington State, six points against Idaho and at Hawai'i and five points versus Wisconsin-Milwaukee and at Idaho...grabbed a career-high eight rebounds against Santa Clara and Boise State (2/22)...added seven rebounds against Idaho at the WAC Tournament and six rebounds in three games - at Cal Poly, versus Bradley and against Louisiana Tech...three blocks against Louisiana Tech and Boise State at the WAC Tournament...two blocks in four games...27 assists included four against Washington State and three at Hawai'i and at Idaho...24 steals on the year including a career-best three at Utah State...added two steals against Pacific, Louisiana Tech and Idaho...highest minute total came against San Francisco when she played 37 minutes...played 29 minutes against Washington State and at Hawai'i and 28 minutes at Cal Poly.

**2005-06:** Appeared in ten games as a freshman, with three starts...scored a career-high six points and grabbed six rebounds in 23 minutes in her first collegiate start against New Mexico State (2/18)...dished out two assists against Fresno State (2/11).

**HIGH SCHOOL:** Two-time all Tri-County First Team Athletic League selection at San Benito High School for head coach Tom Dean...lettered twice in basketball and volleyball...member of West Valley Basketball League, coached by former Spartan men's basketball player Tito Addison.

**JAIME:** Majoring in nutritional science with an emphasis on sports nutrition...would like to be a sports nutritionist after graduation...enjoys watching movies and traveling... Jaime turned 20-years-old in 2007.

### Career Highs

|                   |    |                                   |
|-------------------|----|-----------------------------------|
| Points            | 11 | vs. Hawai'i, Jan. 25, 2007        |
| Field Goals       | 5  | vs. Hawai'i, Jan. 25, 2007        |
| FG Attempts       | 10 | Two opponents                     |
| 3 Pt. Field Goals | 1  | Two opponents                     |
| 3 Pt. FG Att.     | 3  | vs. Wis.-Milwaukee, Nov. 24, 2006 |
| Free Throws       | 1  | Four opponents                    |
| Free Throw Att.   | 2  | Six opponents                     |
| Rebounds          | 8  | Two opponents                     |
| Assists           | 4  | Wash. State, Dec. 5, 2006         |
| Blocks            | 3  | Two opponents                     |
| Steals            | 3  | at Utah State, Jan. 20, 2007      |
| Minutes           | 37 | vs. USF Nov. 29, 2006             |

### CAREER STATISTICS

| YEAR           | G-GS         | FG-FGA        | PCT         | 3PM-A       | PCT         | FT-FTA      | PCT         | REB        | AVG        | AST       | BS        | ST        | PTS       | AVG        |
|----------------|--------------|---------------|-------------|-------------|-------------|-------------|-------------|------------|------------|-----------|-----------|-----------|-----------|------------|
| 2005-06        | 10-3         | 5-13          | .385        | 0-1         | .000        | 0-0         | .000        | 18         | 1.8        | 2         | 3         | 0         | 10        | 1.0        |
| <u>2006-07</u> | <u>31-29</u> | <u>38-116</u> | <u>.328</u> | <u>2-10</u> | <u>.200</u> | <u>4-16</u> | <u>.250</u> | <u>113</u> | <u>3.6</u> | <u>27</u> | <u>24</u> | <u>24</u> | <u>82</u> | <u>2.6</u> |
| Totals         | 41-32        | 43-129        | .333        | 2-11        | .182        | 4-16        | .250        | 131        | 3.2        | 29        | 27        | 24        | 92        | 2.2        |





# 2007-08 Player Profiles



**21**

**ALISHA HICKS**

**G • 5-9 • SR**

**Sacramento, Calif.**

**John F. Kennedy HS**

**AT SAN JOSE STATE:** Alisha begins her third season as a member of the Spartan team.

**2006-07:** Played in 29 games and started 25...averaged 8.9 points and 6.0 rebounds per game...scored a career-best 20 points at Boise State and added 18 points at North Dakota State...team-highs of 17 points and nine rebounds in an upset win over Boise State...two double-double on the season with 17 points and 11 rebounds at Pacific and 10 points and career-best 15 rebounds against Boise State at the WAC Tournament...nine rebounds at North Dakota State and at Louisiana Tech and eight at Colorado State, at New Mexico State, against Utah State (2/3) and at Hawai'i... scored in double-figures in 12 games...made a season-high seven field goals at Boise State...16 three-point goals made this season including three at Boise State...shot 68 percent from the free throw line (87-128)...perfect from the line in seven games - CS Northridge (3-3), Arkansas State (7-7), Harvard (2-2), North Dakota State (8-8), South Dakota State (2-2), Fresno State (2-2) and Idaho (4-4)...89 assists on the season including a career-high six assists at home against Fresno State and Idaho...added five against Washington State, Hawai'i, Utah State and at Hawai'i...15 blocked shots including a career-best three against Idaho... added two at Pacific, against Utah State (2/3) and at Boise State...team-leader with 74 steals on the year... career-high eight steals in a win over Utah State...added seven steals against Washington State and Pacific...played 39 minutes against New Mexico State and Santa Clara, 38 minutes at Hawai'i and 37 against Louisiana Tech, at Utah State and versus Hawai'i and Boise State.

**2005-06:** Saw action in 25 games, including five starts, in her first season on the court...third on the team in assists with 43...scored a season-high 18 points in victory at Cal State Northridge...grabbed a career-high nine rebounds in third start of season at Hawai'i (2/25)...scored 10 points in

a WAC Tournament game against Nevada...dished out five assists at CS Northridge and against Boise State (1/19).

**HIGH SCHOOL:** Four-time All-Metro Conference first-team selection at John F. Kennedy High School for head coach Brandon Yung... three-time All-State selection...two-time Metro Conference Most Valuable Player...named to *Cal-Hi Sports All-State* third team in 2004...averaged 20.7 points, 9.2 rebounds, 5.6 steals and 4.2 assists her senior year...Honorable Mention All-America as a senior...helped lead her team to four conference championships, two section titles and a NorCal title...Kennedy High's career leader in rebounds, assists, and steals, and is second in scoring...played for her father, Edison Hicks, on the Sacramento Jaguars club team.



**ALISHA:** Majoring in social science and minoring in women's studies...would like to be a high school teacher after graduation...enjoys writing and working with computers...Alisha turned 22-years-old in 2007.

| Career Highs      |                                   |
|-------------------|-----------------------------------|
| Points            | 20 at Boise State, Feb. 10, 2007  |
| Field Goals       | 7 at Boise State, Feb. 10, 2007   |
| FG Attempts       | 16 Boise State, Feb. 22, 2007     |
| 3 Pt. Field Goals | 5 CS Northridge, Nov. 21, 2005    |
| 3 Pt. FG Att.     | 6 Two opponents                   |
| Free Throws       | 9 at Pacific, Dec. 27, 2006       |
| Free Throw Att.   | 11 at Pacific, Dec. 27, 2006      |
| Rebounds          | 15 vs. Boise State, March 7, 2007 |
| Assists           | 6 Two opponents                   |
| Blocks            | 3 vs. Idaho, Feb. 1, 2007         |
| Steals            | 8 vs. Utah State, Feb. 3, 2007    |
| Minutes           | 39 Two opponents                  |

| CAREER STATISTICS |              |               |             |              |             |               |             |            |            |           |           |           |            |            |
|-------------------|--------------|---------------|-------------|--------------|-------------|---------------|-------------|------------|------------|-----------|-----------|-----------|------------|------------|
| YEAR              | G-GS         | FG-FGA        | PCT         | 3PM-A        | PCT         | FT-FTA        | PCT         | REB        | AVG        | AST       | BS        | ST        | PTS        | AVG        |
| 2005-06           | 25-5         | 25-76         | .329        | 14-49        | .286        | 13-35         | .371        | 57         | 2.3        | 43        | 4         | 27        | 77         | 3.1        |
| <u>2006-07</u>    | <u>29-25</u> | <u>77-218</u> | <u>.353</u> | <u>16-75</u> | <u>.213</u> | <u>87-128</u> | <u>.680</u> | <u>174</u> | <u>6.0</u> | <u>89</u> | <u>15</u> | <u>74</u> | <u>257</u> | <u>8.9</u> |
| Totals            | 54-30        | 102-294       | .347        | 30-124       | .242        | 100-163       | .613        | 231        | 4.3        | 132       | 19        | 101       | 334        | 6.2        |







# 2007-08 Player Profiles



**23**  
**BRITTANY**  
**IMAKU**  
 G • 5-2 • SR  
 Lakewood, Calif.  
 Cypress College

consecutive CIF championships...named all-CIF her senior year...an all-Suburban League pick...averaged 10 points, six assists, six rebounds, and three steals per game.

**BRITTANY:** Majoring in child development...would like to be a teacher and coach after graduation...enjoys watching movies and playing video games...Brittany turned 22 during 2007.



**AT SAN JOSE STATE:** Brittany is in her third season with the Spartans.

**2006-07:** Played in five games before redshirting the season...started against CS Northridge...scored two points against CS Fullerton and Wisconsin-Milwaukee...three games with one rebound...season-high 18 minutes against Wisconsin-Milwaukee and 16 minutes against Bradley... eight assists on the year including three against CS Fullerton and Wisconsin-Milwaukee...five steals including two against CS Fullerton and Bradley.

**2005-06:** Started 25 of 28 games...dished out a team-high 117 assists and finished fourth in the WAC at 4.18 apg...led the Spartans with 57 steals (2.04 spg)...finished fourth in the WAC in assist/ turnover ratio at 1.17 pg...third on the team in scoring with 159 points, 5.7 per game...three straight games of double-digit scoring...best statistical game of the season came in the WAC opener at Utah State, with 13 points, seven assists, and six steals...had a season-high eight assists against Cal and Idaho (1/21)...grabbed seven rebounds vs. South Dakota State.

**AT CYPRESS COLLEGE:** In 2005, she helped the Lady Chargers to a California State Championship...named the state tournament's Most Valuable Player...team won a school record 28 games...an All-Orange Empire League selection...led all conference players with 76 assists (5.4 per game) and steals 46 (3.3 per game)...averaged 24 points per game in three Southern California Regional playoff games...scored 39 points and grabbed nine rebounds against Ventura in a second round game of the postseason tournament.


**HIGH SCHOOL:** Named to the McDonald's All-America team in 2003 while at Artesia High School in Lakewood, Calif. for head coach Scott Poczey...helped lead her team to

## Career Highs

|                   |    |                                   |
|-------------------|----|-----------------------------------|
| Points            | 13 | at Utah State, Jan. 5, 2006       |
| Field Goals       | 5  | Three opponents                   |
| FG Attempts       | 12 | vs. N. Dakota St., Jan. 12, 2006  |
| 3 Pt. Field Goals | 3  | at Utah State, Jan. 5, 2006       |
| 3 Pt. FG Att.     | 5  | at Utah State, Jan. 5, 2006       |
| Free Throws       | 5  | vs. New Mexico St., Feb. 18, 2006 |
| Free Throw Att.   | 8  | vs. Nevada, March 2, 2006         |
| Rebounds          | 7  | vs. S. Dakota St., Jan. 14, 2006  |
| Assists           | 8  | Two opponents                     |
| Blocks            | 1  | Two opponents                     |
| Steals            | 6  | at Utah State, Jan. 5, 2006       |
| Minutes           | 39 | at Idaho, Feb. 9, 2006            |

## CAREER STATISTICS

| YEAR    | G-GS  | FG-FGA | PCT  | 3PM-A | PCT  | FT-FTA | PCT  | REB | AVG | AST | BS | ST | PTS | AVG |
|---------|-------|--------|------|-------|------|--------|------|-----|-----|-----|----|----|-----|-----|
| 2005-06 | 28-25 | 54-161 | .335 | 11-36 | .306 | 40-67  | .597 | 82  | 2.9 | 117 | 2  | 57 | 159 | 5.7 |
| 2006-07 | 5-1   | 1-5    | .200 | 0-0   | .000 | 3-4    | .750 | 3   | 0.6 | 8   | 0  | 5  | 5   | 1.0 |
| Totals  | 33-26 | 55-166 | .331 | 11-36 | .306 | 43-71  | .606 | 85  | 2.6 | 125 | 2  | 62 | 164 | 5.0 |





# 2007-08 Player Profiles



**24**  
**BRITTANY**  
**POWELL**  
 F • 6-0 • SO  
 Milwaukee, Wis.  
 Divine Savior Holy Angels HS

**AT SAN JOSE STATE:** Second season with the Spartans... among San Jose State career leaders, is tied for 10th in field goal percentage at .466...Academic All-WAC honoree.

**2006-07:** WAC All-Freshman Team selection...played in 30 games and started 25...averaged 11.6 points and 6.4 rebounds per game...led the team in scoring and rebounding during the WAC season as she averaged 12.1 points and 6.9 rebounds...scored a season-high 24 points against Idaho (2/1) where she was 11-of-18 from the field...three double-doubles on the season - 23 points and 11 rebounds at Louisiana Tech, 20 points and 16 rebounds in a win at Pacific and 10 points and 11 rebounds at Idaho (3/3)...double-figure scoring streaks of six games and five games during the season...ended the season with a four-game double-figure scoring streak...scored in double figures in 20 games...20 or more points in five games - 24 against Idaho, 23 at Louisiana Tech, 21 vs. Boise State and 20 vs. Idaho, at Pacific...five games with 10-plus rebounds - 16 at Pacific, 12 at Boise State and 11 at Louisiana Tech and at Idaho and 10 against Boise State...shot 46.6 percent from the field...best shooting game came against Wisconsin-Milwaukee where she was 8-of-12 from the field...shot 63.6 percent, 7-of-11, against Boise State at the WAC Tournament...made a season-high 8-of-8 from the free throw line at Pacific...shot 63.6 percent from the free throw line for the season...21 assists including three at Utah State two against Louisiana Tech and Fresno State (1/18)...23 blocked shots...three at Colorado State and against Louisiana Tech...28 steals on the year...season-best four at Louisiana Tech and had three against Bradley and at Boise State...played a season-high 38 minutes in the win at Pacific and added 37 minutes against Louisiana Tech and Colorado State...made first college appearance in a start at Cal Poly...played 24 minutes and finished with eight points (4-9 FG), four rebounds, one assist, one block and two steals.

**HIGH SCHOOL:** A four-year letterwinner at Divine Savior Holy Angels High School for head coaches Bill

Scasney and Scott Witt...an honorable mention all-state and a *Milwaukee Journal Sentinel* second-team all-area selection...averaged 14 points and 6.9 rebounds a game her senior season...also named first team all-conference as a senior... a multi-sport athlete, also lettered two years in volleyball, and one year in track and field.

**BRITTANY:** Undecided on her major... would like to be a child welfare attorney after graduation... enjoys shopping and traveling... her cousin, Dan Landisch, is a member of the Fordham men's basketball team while her cousin Nicole Landisch is a member of the University of Louisville swimming & diving team... Brittany will turn 20-years-old in 2008.




### Career Highs

|                 |    |                                 |
|-----------------|----|---------------------------------|
| Points          | 24 | vs. Idaho, Feb. 1, 2007         |
| Field Goals     | 11 | vs. Idaho, Feb. 1, 2007         |
| FG Attempts     | 18 | vs. Idaho, Feb. 1, 2007         |
| 3 Pt. FG Att.   | 1  | vs. Harvard, Dec. 3, 2006       |
| Free Throws     | 8  | at Pacific, Dec. 27, 2006       |
| Free Throw Att. | 8  | Two opponents                   |
| Rebounds        | 16 | at Pacific, Dec. 27, 2006       |
| Assists         | 3  | at Utah State, Jan. 20, 2007    |
| Blocks          | 3  | Two opponents                   |
| Steals          | 4  | at Louisiana Tech, Feb. 8, 2007 |
| Minutes         | 38 | at Pacific, Dec. 27, 2006       |

### CAREER STATISTICS

| YEAR    | G-GS  | FG-FGA  | PCT  | 3PM-A | PCT  | FT-FTA | PCT  | REB | AVG | AST | BS | ST | PTS | AVG  |
|---------|-------|---------|------|-------|------|--------|------|-----|-----|-----|----|----|-----|------|
| 2006-07 | 30-25 | 143-307 | .466 | 0-1   | .000 | 63-99  | .636 | 192 | 6.4 | 21  | 23 | 28 | 349 | 11.6 |





# 2007-08 Player Profiles



**12**  
**NATALIE WHITE**  
 G • 5-9 • JR  
 Dubuque, Iowa  
 Dubuque Senior HS

**AT SAN JOSE STATE:** In her third season as a Spartan... among San Jose State career leaders, is ninth all-time in three-point field goals made at 65...sixth in three-point field goals attempted with 245...two-time Academic All-WAC honoree.

**2006-07:** Played in all 30 games and started 27...led the team in scoring with 371 points, 11.6 per game...scored in double-figures in 22 games and 20 or more points in four games - 21 against CS Northridge, 20 at South Dakota State, against Louisiana Tech and in a win over Utah State...team leader in three-point field goals made with 41 and attempted at 146...made four three-pointers at South Dakota State and added three three-point field goals against Bradley, Louisiana Tech and Boise State...averaged 3.2 rebounds pg...eight rebounds against Louisiana Tech and five against CS Northridge and at Boise State...shot 35.8 percent from the field...made nine field goals against CS Northridge, eight against Utah State (2/3) and seven at South Dakota State and versus Louisiana Tech...shot 87.9 percent from the free throw line...15 perfect games from the free throw line...39 assists on the season...six games with three assists - Cal Poly, Wisconsin-Milwaukee, Santa Clara, New Mexico State, Hawai'i and Utah State...24 steals on the season with three against CS Fullerton...played in 42 minutes against San Francisco and 38 at North Dakota State and against Santa Clara.

**2005-06:** Appeared in all 28 games in her first season as a Spartan...started first two games of season...averaged 3.9 points and 1.1 rebounds per game...biggest nights came off the bench for San Jose state...scored 15 points, including 5-10 from three-point range against Cal...scored a career-high 21 points in the team's WAC opener at Utah State (1/5)... had three steals at Hawai'i (2/25)...grabbed four rebounds at New Mexico State (1/28).

## HIGH SCHOOL:

Voted first team all-state for the 2004-05 season at Dubuque Senior High School for head coach Kevin Steins...averaged 24 points, nine rebounds, and two assists per game her senior year...voted Athlete of the Year in 2005... finished her high school career with 1,569 points... lettered in basketball, volleyball, track and field, and tennis...competed at Iowa state track meet three times...played for Wisconsin Playground club team for head coach Jeff Smith.



**NATALIE:** A radio/television/film major with a minor in communications...enjoys outdoor activities...Natalie turned 21 years old in 2007.

## Career Highs

|                   |    |                                  |
|-------------------|----|----------------------------------|
| Points            | 21 | Two opponents                    |
| Field Goals       | 9  | vs. CS Northridge, Nov. 17, 2006 |
| FG Attempts       | 19 | vs. Bradley, Nov. 25, 2006       |
| 3 Pt. Field Goals | 5  | vs. California, Dec. 8, 2005     |
| 3 Pt. FG Att.     | 11 | Two opponents                    |
| Free Throws       | 6  | vs. Idaho, March 6, 2007         |
| Free Throw Att.   | 6  | Two opponents                    |
| Rebounds          | 8  | vs. Louisiana Tech, Jan. 4, 2007 |
| Assists           | 3  | Six opponents                    |
| Blocks            | 1  | Four opponents                   |
| Steals            | 3  | Two opponents                    |
| Minutes           | 42 | vs. USF, Nov. 2, 2006            |

## CAREER STATISTICS

| YEAR    | G-GS  | FG-FGA  | PCT  | 3PM-A  | PCT  | FT-FTA | PCT  | REB | AVG | AST | BS | ST | PTS | AVG  |
|---------|-------|---------|------|--------|------|--------|------|-----|-----|-----|----|----|-----|------|
| 2005-06 | 28-2  | 35-135  | .259 | 24-99  | .242 | 14-19  | .737 | 32  | 1.1 | 8   | 3  | 14 | 108 | 3.9  |
| 2006-07 | 32-27 | 136-380 | .358 | 41-146 | .281 | 58-66  | .879 | 102 | 3.2 | 39  | 1  | 24 | 371 | 11.6 |
| Totals  | 60-29 | 171-515 | .332 | 65-245 | .265 | 72-85  | .847 | 134 | 2.2 | 47  | 4  | 38 | 479 | 8.0  |





# 2007-08 Player Profiles



**5**  
**AUMORNAI**  
**EDINBURGH**  
 F • 6-0 • SO  
 Sacramento, Calif.  
 San Francisco State



**20**  
**ZLATA**  
**MALICEVIC**  
 C • 6-3 • FR  
 San Jose, Calif.  
 Prospect HS

**AT SAN JOSE STATE:** First season at San Jose State.

**AT SAN JOSE STATE:** First season at San Jose State.

**AT SAN FRANCISCO STATE:** Played in 27 games and started nine for the Gators...averaged 3.2 points and 2.5 rebounds per game...made 40 of her 115 field goal attempts...team-best 24 blocks shots...added 11 steals and two assists...scored a season-best 16 points against Seattle Pacific...added 12 points against Cal State LA and 11 points versus CS Bakersfield...seven rebounds against UC Davis and Seattle Pacific.

**HIGH SCHOOL:** Lettered in basketball at Prospect High School in San Jose, for head coach John Melvin...two-time first team All-Blossom Valley Athletic League – West Valley Division selection...also lettered in volleyball.

**HIGH SCHOOL:** Played at Sheldon High School in Sacramento for head coach Joey Rollings...Gatorade All-American and Academic Scholar Athlete...also ran track.

**ZLATA:** Majoring in psychology...would like to be a forensic psychologist after graduation...enjoys shopping... Zlata, who was born in Bosnia, will turn 19-years-old in 2008.

**AUMORNAI:** Majoring in art and teaching...enjoys ceramics and playing in the orchestra...Aumornai will turn 19-years-old in 2008.







15



## CHRISTINE MARTIN

F/P • 6-2 • FR

Solvang, Calif.

Santa Ynez HS

**AT SAN JOSE STATE:** First season at San Jose State.

**HIGH SCHOOL:** Four-year letter-winner at Santa Ynez High School and head coach Joann Reck...averaged 20 points and 15 rebounds per game...two-time first team All-Los Padres League selection...Most Valuable Player of the league her senior year...team finished 27-7 overall and 11-1 in the league her senior year...first team Division II-A SCIBCA/AAF selection her senior year and second team her junior year...played with current Spartan teammate Emily Nichols on West Coast Elite and head coach Kevin Morrison.

**CHRISTINE:** Undecided on her major...enjoys shopping...Christine turned 18-years-old in 2007.



22



## EMILY NICHOLS

G • 5-8 • FR

Riverside, Calif.

Martin Luther King HS

**AT SAN JOSE STATE:** First season at San Jose State.

**HIGH SCHOOL:** Played her junior and senior seasons at Martin Luther King High School for head coach Ann Dena Sjoersdma...led the Ivy League in scoring her senior year with 477 points, 17.7 per game...two-time All-Ivy League selection...made 96 three-pointers her senior year...averaged 14.7 points and made 74 three-pointers her junior year...played her first two years of high school ball at Woodcrest Christian High School...named the league's Most Valuable Player as a sophomore...set the league and school record with 85 three-point goals made and averaged over 20 points per game...played with current Spartan Christine Martin on West Coast Elite and head coach Kevin Morrison.

**EMILY:** Undecided on her major...Emily turned 18-years-old during 2007.



11



## MONE PEOPLES

G • 5-7 • FR

San Francisco, Calif.

Burton HS

**AT SAN JOSE STATE:** First season at San Jose State.

**HIGH SCHOOL:** Played four years at Burton High School for head coach Brian Harrigan...honorable mention San Francisco Chronicle All-Metro team San Francisco area...first team Academic Athletic Association All-City selection her senior year...averaged 27 points her senior year...played for East Bay Xplosion and head coach Doug Vanderhourst.

**MONE:** Majoring in political science...would like to be a lawyer or probation officer after graduation...enjoys listening to music...one of nine children...Mone will turn 19-years-old in 2008.



# 2007-08 Player Profiles



**4**  
**SAYJA**  
**SUMLER**  
 G • 5-9 • FR  
 Oakland, Calif.  
 Oakland Tech HS

**AT SAN JOSE STATE:** First season at San Jose State.

**HIGH SCHOOL:** Played four seasons at Oakland Tech for head coach Orlando Gray...her senior year, was a first team All-Oakland Athletic League selection, a third team All-East Bay pick and a San Francisco Chronicle All-Metro Honorable Mention East Bay honoree...averaged 14.4 points per game in conference play and helped the team advance to the NorCal semifinals...member of two Division I state championship teams in high school...her sophomore season, hit the game-winning free throw in the title game with 5.3 seconds remaining to give the Bulldogs a 64-63 win over Canyon Springs...played for Lady Bay Area Warriors and head coach Pico Wilburn.

**SAYJA:** A molecular biology major...would like to be a criminal investigator after graduation...enjoys watching movies...Sayja will turn 19-years-old in 2008.



**3**  
**ROSE**  
**THOMPSON**  
 G • 5-3 • FR  
 Daly City, Calif.  
 Westmoor HS


**AT SAN JOSE STATE:** First year at San Jose State.

**HIGH SCHOOL:** Lettered in basketball at Westmoor High School in Daly City, Calif., for head coach Corey Cafferata...2006-07 Most Valuable Player of the Peninsula Athletic League North...led the team in scoring her senior year with 439 points, 13.4 ppg...added 143 rebounds, 4.5 per game...honorable mention San Francisco Chronicle All-Metro, Peninsula Division, selection...played AAU for Race Express and Coach Cafferata.

**ROSE:** Majoring in psychology...would like to be a counselor and play professionally after graduation...enjoys writing...Rose turned 18-years-old during 2007.



# 2006-07 Season Review





# 2006-07 Final Statistics

| Player                 | GP-GSMIN | FG FGA      | Pct  | 3FG3FGA | Pct  | FT FTA | Pct  | O-D-TOTAVGPF-FO | A TO BL   | STPTS     | AVG         |
|------------------------|----------|-------------|------|---------|------|--------|------|-----------------|-----------|-----------|-------------|
| <b>Brittany Helm</b>   | 10-10    | 320 49 147  | .333 | 12 31   | .387 | 38 60  | .633 | 28-26-54        | 5.4 26-0  | 30 42 10  | 24 148 14.8 |
| WAC Only               | 0-0      | 0 0 0       | .000 | 0 0     | .000 | 0 0    | .000 | 0-0-0           | 0.0 0-0   | 0 0 0     | 0 0 0.0     |
| <b>Brittany Powell</b> | 30-25    | 815 143 307 | .466 | 0 1     | .000 | 63 99  | .636 | 54-138-192      | 6.4 96-2  | 21 75 23  | 28 349 11.6 |
| WAC Only               | 16-13    | 451 81 182  | .445 | 0 0     | .000 | 31 54  | .574 | 32-78-110       | 6.9 49-0  | 13 44 10  | 18 193 12.1 |
| <b>Natalie White</b>   | 32-27    | 970 136 380 | .358 | 41 146  | .281 | 58 66  | .879 | 28-74-102       | 3.2 47-0  | 39 76 1   | 24 371 11.6 |
| WAC Only               | 16-13    | 474 60 177  | .339 | 18 67   | .269 | 26 29  | .897 | 20-32-52        | 3.3 22-0  | 21 35 1   | 11 164 10.3 |
| <b>Alisha Hicks</b>    | 29-25    | 905 77 218  | .353 | 16 75   | .213 | 87 128 | .680 | 36-138-174      | 6.0 64-0  | 89 121 15 | 74 257 8.9  |
| WAC Only               | 15-15    | 496 43 116  | .371 | 11 42   | .262 | 33 59  | .559 | 19 -71-90       | 6.0 35-0  | 48 70 9   | 37 130 8.7  |
| <b>Myosha Barnes</b>   | 29-20    | 787 84 277  | .303 | 10 41   | .244 | 65 92  | .707 | 20-78-98        | 3.4 65-1  | 85 129 2  | 40 243 8.4  |
| WAC Only               | 16-13    | 477 56 175  | .320 | 6 24    | .250 | 37 46  | .804 | 11-46-57        | 3.6 42-1  | 53 72 1   | 24 155 9.7  |
| <b>Lynette Jacobs</b>  | 29-7     | 535 68 208  | .327 | 18 91   | .198 | 25 37  | .676 | 20-68-88        | 3.0 53-1  | 46 67 3   | 27 179 6.2  |
| WAC Only               | 16-4     | 317 37 119  | .311 | 12 59   | .203 | 17 26  | .654 | 9-38-47         | 2.9 27-0  | 20 40 2   | 10 103 6.4  |
| <b>Jaime Hall</b>      | 31-29    | 624 38 116  | .328 | 2 10    | .200 | 4 16   | .250 | 32-81-113       | 3.6 118-7 | 27 52 24  | 24 82 2.6   |
| WAC Only               | 15-13    | 306 23 59   | .390 | 1 11    | .000 | 1 4    | .250 | 14-33-47        | 3.1 56-3  | 10 26 10  | 13 48 3.2   |
| <b>Amber Hall</b>      | 32-11    | 459 26 78   | .333 | 0 0     | .000 | 29 43  | .674 | 25-75-100       | 3.1 68-1  | 15 39 33  | 22 81 2.5   |
| WAC Only               | 16-6     | 250 10 35   | .286 | 0 0     | .000 | 18 24  | .750 | 14-42-56        | 3.5 36-0  | 8 16 17   | 13 38 2.4   |
| <b>Kalia Williams</b>  | 31-5     | 452 29 72   | .403 | 6 25    | .240 | 8 14   | .571 | 26-73-99        | 3.2 46-0  | 13 15 10  | 19 72 2.3   |
| WAC Only               | 16-3     | 249 12 35   | .343 | 3 15    | .200 | 3 7    | .429 | 17-42-59        | 3.7 23-0  | 12 9 4    | 13 30 1.9   |
| <b>Lawanna Griffin</b> | 5-0      | 25 4 7      | .571 | 0 0     | .000 | 2 4    | .500 | 5-2-7           | 1.4 1-0   | 2 1 0     | 2 10 2.0    |
| WAC Only               | 2-0      | 15 3 5      | .600 | 0 0     | .000 | 2 4    | .500 | 4-2-6           | 3.0 1-0   | 1 1 0     | 2 8 4.0     |
| <b>Tamiko Davis</b>    | 31-0     | 307 22 58   | .379 | 0 0     | .000 | 4 8    | .500 | 22-41-63        | 2.0 34-1  | 4 14 4    | 3 48 1.5    |
| WAC Only               | 15-0     | 135 12 29   | .414 | 0 0     | .000 | 1 3    | .333 | 11-16-27        | 1.8 11-0  | 3 9 1     | 0 25 1.7    |
| <b>Breana Fields</b>   | 3-0      | 14 2 5      | .400 | 0 0     | .000 | 0 0    | .000 | 0-2-2           | 0.7 1-0   | 0 3 0     | 3 4 1.3     |
| WAC Only               | 0-0      | 0 0 0       | .000 | 0 0     | .000 | 0 0    | .000 | 0-0-0           | 0.0 0-0   | 0 0 0     | 0 0 0.0     |
| <b>Laretha Griffin</b> | 10-0     | 62 4 12     | .333 | 0 0     | .000 | 2 5    | .400 | 6-4-10          | 1.0 4-0   | 1 3 0     | 4 10 1.0    |
| WAC Only               | 3-0      | 5 0 0       | .000 | 0 0     | .000 | 0 0    | .000 | 1-0-1           | 0.3 0-0   | 0 0 0     | 0 0 0.0     |
| <b>Brittany Morris</b> | 9-0      | 43 4 13     | .308 | 1 4     | .250 | 0 0    | .000 | 3-7-10          | 1.1 3-0   | 0 7 0     | 2 9 1.0     |
| WAC Only               | 0-0      | 0 0 0       | .000 | 0 0     | .000 | 0 0    | .000 | 0-0-0           | 0.0 0-0   | 0 0 0     | 0 0 0.0     |
| <b>Brittany Imaku</b>  | 5-1      | 67 1 5      | .200 | 0 0     | .000 | 3 4    | .750 | 2-1-3           | 0.6 8-0   | 8 8 0     | 5 5 1.0     |
| WAC Only               | 0-0      | 0 0 0       | .000 | 0 0     | .000 | 0 0    | .000 | 0-0-0           | 0.0 0-0   | 0 0 0     | 0 0 0.0     |
| <b>Carlyn Steward</b>  | 5-0      | 5 1 3       | .333 | 0 0     | .000 | 0 0    | .000 | 0-0-0           | 0.0 0-0   | 0 0 0     | 0 2 0.4     |
| WAC Only               | 2-0      | 1 0 0       | .000 | 0 0     | .000 | 0 0    | .000 | 0-0-0           | 0.0 0-0   | 0 0 0     | 0 0 0.0     |
| <b>Sarah Boyagian</b>  | 10-0     | 35 0 9      | .000 | 0 5     | .000 | 0 0    | .000 | 1 -5-6          | 0.6 1-0   | 1 3 0     | 0 0 0.0     |
| WAC Only               | 5-0      | 24 0 6      | .000 | 0 3     | .000 | 0 0    | .000 | 1-3-4           | 0.8 0-0   | 1 2 0     | 0 0 0.0     |
| <b>TEAM</b>            |          |             |      |         |      |        |      | 62-76-138       | 4.3 0     | 11        |             |
| WAC Only               |          |             |      |         |      |        |      | 24-36-60        | 3.8 0     | 6         |             |

|          |    |               |      |         |      |         |      |              |             |             |               |
|----------|----|---------------|------|---------|------|---------|------|--------------|-------------|-------------|---------------|
| Total    | 32 | 6425 688 1915 | .359 | 106 429 | .247 | 388 576 | .674 | 370-889-1259 | 39.3 635-13 | 381 666 125 | 301 1870 58.4 |
| WAC Only | 16 | 3200 337 938  | .359 | 51 211  | .242 | 169 256 | .660 | 177-439-616  | 38.5 302-4  | 190 330 55  | 141 894 55.9  |

|           |    |               |      |         |      |         |      |              |            |             |               |
|-----------|----|---------------|------|---------|------|---------|------|--------------|------------|-------------|---------------|
| Opponents | 32 | 6425 775 2027 | .382 | 159 582 | .273 | 517 754 | .686 | 472-935-1407 | 44.0 533-4 | 486 584 111 | 317 2226 69.6 |
| WAC Only  | 16 | 3200 367 980  | .374 | 82 285  | .288 | 251 355 | .707 | 217-457-674  | 42.1 255-3 | 229 285 54  | 164 1067 66.7 |

| SCORE BY PERIODS:   | 1st  | 2nd  | OT | OT | Total |
|---------------------|------|------|----|----|-------|
| San Jose State..... | 831  | 1031 | 8  | -  | 1870  |
| Opponents.....      | 1089 | 1124 | 13 | -  | 2226  |

| DEADBALL REBOUNDS:  | OFF | DEF | TOTAL |
|---------------------|-----|-----|-------|
| San Jose State..... | 87  | 23  | 110   |
| Opponents.....      | 105 | 23  | 128   |

# 2006-07 Results



| Date     | Opponent              | Score | W/L | Att. | High Points     | High Rebounds                              |
|----------|-----------------------|-------|-----|------|-----------------|--|
| 11/11/06 | CS FULLERTON          | 52-69 | L   | 223  | Brittany Helm   | 13 Alisha Hicks 5                          |
| 11/17/06 | CS NORTHRIDGE         | 63-66 | L   | 217  | Natalie White   | 21 Kalia Williams 6                        |
| 11/20/06 | at Cal Poly           | 59-71 | L   | 325  | Brittany Helm   | 16 Alisha Hicks 7                          |
| 11/24/06 | ! vs Wis.-Milwaukee   | 63-66 | L   | 538  | Brittany Powell | 16 Brittany Helm 5                         |
| 11/25/06 | ! vs Bradley          | 56-72 | L   | 151  | Natalie White   | 19 Brittany Powell 8                       |
| 11/29/06 | SAN FRANCISCO         | 48-53 | LOT | 223  | Brittany Helm   | 20 Brittany Helm 7                         |
| 12/2/06  | # vs Arkansas State   | 71-90 | L   | 1372 | Brittany Helm   | 14 Brittany Helm 7                         |
| 12/3/06  | # vs Harvard          | 62-83 | L   | 862  | Brittany Helm   | 17 Brittany Powell 6<br>Brittany Helm 6    |
| 12/5/06  | WASHINGTON STATE      | 61-72 | L   | 367  | Brittany Helm   | 12 Brittany Helm 7<br>Alisha Hicks 12      |
| 12/09/06 | at Colorado State     | 57-76 | L   | 1238 | Myosha Barnes   | 15 Alisha Hicks 8                          |
| 12/18/06 | at North Dakota State | 61-69 | L   | 674  | Alisha Hicks    | 18 Alisha Hicks 9                          |
| 12/20/06 | at South Dakota State | 63-98 | L   | 1533 | Natalie White   | 20 Kalia Williams 6                        |
| 12/27/06 | at Pacific Tigers     | 65-56 | W   | 453  | Brittany Powell | 20 Brittany Powell 16                      |
| 12/30/06 | SANTA CLARA           | 59-71 | L   | 582  | Natalie White   | 15 Myosha Barnes 8<br>Jaime Hall 8         |
| 1/4/07   | * LOUISIANA TECH      | 52-65 | L   | 326  | Natalie White   | 20 Natalie White 8                         |
| 1/6/07   | * NEW MEXICO STATE    | 48-59 | L   | 254  | Brittany Powell | 16 Brittany Powell 6                       |
| 1/11/07  | * at Fresno State     | 36-61 | L   | 1896 | Brittany Powell | 10 Lynette Jacobs 7                        |
| 1/13/07  | * at Nevada           | 47-74 | L   | 1714 | Natalie White   | 14 Amber Hall 8                            |
| 1/18/07  | *+FRESNO STATE        | 63-70 | L   | 365  | Brittany Powell | 18 Brittany Powell 8                       |
| 1/20/07  | * at Utah State       | 50-58 | L   | 549  | Myosha Barnes   | 18 Brittany Powell 8                       |
| 1/25/07  | * HAWAII              | 57-56 | W   | 557  | Natalie White   | 13 Myosha Barnes 4<br>Natalie White 4      |
| 1/27/07  | * at New Mexico State | 53-79 | L   | 867  | Myosha Barnes   | 18 Alisha Hicks 8                          |
| 2/1/07   | * IDAHO               | 64-72 | L   | 245  | Brittany Powell | 24 Brittany Powell 7                       |
| 2/3/07   | * UTAH STATE          | 65-57 | W   | 207  | Natalie White   | 20 Kalia Williams 8<br>Alisha Hicks 8      |
| 2/8/07   | * at Louisiana Tech   | 61-71 | L   | 2917 | Brittany Powell | 23 Brittany Powell 11                      |
| 2/10/07  | * at Boise State      | 59-82 | L   | 1123 | Alisha Hicks    | 20 Brittany Powell 12                      |
| 2/17/07  | * NEVADA              | 52-70 | L   | 456  | Natalie White   | 15 Brittany Powell 9                       |
| 2/22/07  | * BOISE STATE         | 68-60 | W   | 647  | Alisha Hicks    | 17 Kalia Williams 9<br>Alisha Hicks 9      |
| 2/24/07  | * at Hawaii           | 53-64 | L   | 1321 | Natalie White   | 15 Alisha Hicks 8                          |
| 3/3/07   | * at Idaho            | 66-69 | L   | 427  | Lynette Jacobs  | 17 Brittany Powell 11<br>Lynette Jacobs 11 |
| 3/6/07   | \$ vs Idaho           | 72-66 | W   |      | Brittany Powell | 20 Amber Hall 9                            |
| 3/7/07   | \$ vs Boise State     | 64-81 | L   | 535  | Brittany Powell | 21 Alisha Hicks 15                         |

! = SMU Hoops for the Cure Classic, Dallas, Texas

# = Contra Costa Times Classic, Berkeley, Calif.

\* = Western Athletic Conference game

\$ = WAC Tournament, Las Cruces, N.M.

+ = Game later changed to a forfeit. Spartan record is 5-27, 4-12 WAC.

| RECORD: .....        | OVERALL | HOME | AWAY | NEUTRAL |
|----------------------|---------|------|------|---------|
| ALL GAMES .....      | 5-27    | 3-10 | 1-12 | 1-5     |
| CONFERENCE .....     | 3-13    | 3-5  | 0-8  | 0-0     |
| NON-CONFERENCE ..... | 2-14    | 0-5  | 1-4  | 1-5     |

| ATTENDANCE SUMMARY..... | GAMES | TOTALS | AVG/GAME |
|-------------------------|-------|--------|----------|
| HOME .....              | 13    | 4669   | 359      |
| AWAY .....              | 13    | 15037  | 1157     |
| NEUTRAL .....           | 6     | 3458   | 576      |
| TOTAL .....             | 32    | 23164  | 724      |



# Game-by-Game Points-Rebounds-Assists

| Opponent            | Helm   | Boyagian | Williams | Steward | Griffin,Lar.Griffin, Law. | White | Hall,A. | Barnes |        |
|---------------------|--------|----------|----------|---------|---------------------------|-------|---------|--------|--------|
| CS FULLERTON        | 13-4-1 | 0-0-0    | 0-1-0    | DNP     | 3-3-1                     | DNP   | 11-4-1  | 0-1-0  | 9-3-2  |
| CS NORTHBRIDGE      | 11-5-5 | DNP      | 0-6-0    | DNP     | 3-3-0                     | DNP   | 21-5-1  | 7-4-0  | 1-2-1  |
| at Cal Poly         | 16-2-3 | DNP      | 2-0-0    | DNP     | 2-1-0                     | DNP   | 12-1-3  | 8-4-1  | DNP    |
| vs Wis.-Milwaukee   | 15-5-6 | DNP      | 0-2-0    | DNP     | 2-0-0                     | DNP   | 10-4-3  | 2-0-0  | DNP    |
| vs Bradley          | 17-6-2 | 0-1-0    | 2-2-0    | DNP     | DNP                       | 0-0-0 | 19-4-0  | 2-3-0  | DNP    |
| SAN FRANCISCO       | 20-7-1 | 0-0-0    | 4-3-1    | DNP     | DNP                       | DNP   | 14-1-1  | 0-1-0  | 6-4-1  |
| vs Arkansas State   | 14-7-4 | DNP      | 2-3-0    | DNP     | DNP                       | DNP   | 13-4-1  | 0-0-0  | 3-2-3  |
| vs Harvard          | 17-6-2 | 0-1-0    | 0-0-0    | 0-0-0   | DNP                       | DNP   | 9-1-1   | 6-2-1  | 4-5-4  |
| WASHINGTON ST.      | 12-7-5 | DNP      | DNP      | DNP     | DNP                       | DNP   | 10-3-0  | 4-3-1  | 6-2-0  |
| at Colorado State   | 13-5-1 | DNP      | 4-2-0    | DNP     | DNP                       | DNP   | 6-3-2   | 2-6-0  | 15-1-2 |
| at North Dakota St. | DNP    | DNP      | 0-4-0    | DNP     | DNP                       | DNP   | 10-2-0  | 0-3-1  | 10-1-2 |
| at South Dakota St. | DNP    | DNP      | 7-6-0    | 2-0-0   | DNP                       | DNP   | 20-2-1  | 0-0-0  | 4-2-1  |
| at Pacific Tigers   | DNP    | DNP      | 2-2-0    | DNP     | 0-1-0                     | DNP   | 13-4-0  | 5-3-1  | 8-3-7  |
| SANTA CLARA         | DNP    | DNP      | 8-5-0    | DNP     | 0-1-0                     | DNP   | 15-5-3  | 4-3-0  | 8-8-3  |
| LOUISIANA TECH      | DNP    | DNP      | 0-0-0    | DNP     | 0-1-0                     | DNP   | 20-8-2  | 0-0-0  | 7-6-1  |
| NEW MEXICO ST.      | DNP    | DNP      | 0-3-0    | DNP     | DNP                       | DNP   | 4-2-3   | 4-3-2  | 3-1-2  |
| at Fresno State     | DNP    | 0-1-1    | 0-5-1    | DNP     | DNP                       | DNP   | 8-3-2   | 2-1-0  | 9-5-1  |
| at Nevada           | DNP    | 0-1-0    | 0-3-0    | DNP     | DNP                       | DNP   | 14-2-0  | 3-8-0  | 8-2-1  |
| FRESNO STATE        | DNP    | 0-1-0    | 0-1-0    | DNP     | DNP                       | DNP   | 15-5-2  | 2-0-1  | 15-4-3 |
| at Utah State       | DNP    | DNP      | 5-2-0    | DNP     | DNP                       | DNP   | 8-3-0   | 0-3-0  | 18-2-2 |
| HAWAII              | DNP    | DNP      | 3-1-0    | DNP     | DNP                       | DNP   | 13-4-3  | 3-2-0  | 3-4-6  |
| at New Mexico State | DNP    | 0-0-0    | 2-2-0    | DNP     | DNP                       | DNP   | 0-4-1   | 2-5-0  | 18 4-4 |
| IDAHO               | DNP    | DNP      | 0-4-0    | DNP     | DNP                       | DNP   | 5-2-3   | 0-0-0  | 11-6-5 |
| UTAH STATE          | DNP    | DNP      | 3-8-2    | DNP     | DNP                       | DNP   | 20-3-1  | 6-1-1  | 4-5-4  |
| at Louisiana Tech   | DNP    | DNP      | 2-4-2    | DNP     | DNP                       | DNP   | 0-2-1   | 2-4-0  | 12-2-3 |
| at Boise State      | DNP    | DNP      | 5-5-0    | DNP     | DNP                       | DNP   | 15-5-0  | 0-8-1  | 8-2-5  |
| NEVADA              | DNP    | DNP      | 2-2-1    | 0-0-0   | 0-0-0                     | 3-1-0 | 15-2-1  | 4-6-0  | 0-4-4  |
| BOISE STATE         | DNP    | DNP      | 3-9-3    | 0-0-0   | DNP                       | DNP   | 7-4-1   | 4-7-2  | 14-6-3 |
| at Hawaii           | DNP    | DNP      | 0-1-1    | DNP     | DNP                       | DNP   | 15-1-1  | 0-4-0  | 12-0-0 |
| at Idaho            | DNP    | 0-1-0    | 5-9-2    | DNP     | 0-0-0                     | 5-5-1 | 5-2-0   | 6-4-1  | 13-4-9 |
| vs Idaho            | DNP    | 0-0-0    | 6-2-0    | 0-0-0   | 0-0-0                     | 0-1-0 | 10-3-0  | 3-9-0  | 14-8-5 |
| vs Boise State      | DNP    | DNP      | 5-2-0    | DNP     | DNP                       | 2-0-1 | 14-4-1  | 0-2-0  | 0-0-1  |

| Opponent            | Hicks   | Jacobs  | Imaku | Powell  | Fields | Davis | Morris | Hall,J. |
|---------------------|---------|---------|-------|---------|--------|-------|--------|---------|
| CS FULLERTON        | 8-5-2   | 1-0-0   | 2-1-3 | DNP     | 0-0-0  | 0-0-0 | 3-0-0  | 2-3-0   |
| CS NORTHBRIDGE      | 9-4-3   | 6-1-1   | 0-1-1 | DNP     | 0-1-0  | 2-3-0 | 0-1-0  | 3-4-0   |
| at Cal Poly         | 1-7-2   | DNP     | 1-0-0 | 8-4-1   | 4-1-0  | 3-4-1 | 0-1-0  | 2-6-1   |
| vs Wis.-Milwaukee   | DNP     | 5-4-2   | 2-0-3 | 16-3-0  | DNP    | 6-2-0 | 0-1-0  | 5-3-1   |
| vs Bradley          | DNP     | 6-4-1   | 0-1-1 | 4-8-1   | DNP    | 4-6-0 | 0-4-0  | 2-6-2   |
| SAN FRANCISCO       | 0-2-2   | 2-3-0   | DNP   | 0-6-0   | DNP    | 0-0-0 | 0-0-0  | 2-5-0   |
| vs Arkansas State   | 11-2-4  | 8-4-4   | DNP   | 6-4-1   | DNP    | 4-5-0 | 6-2-0  | 4-4-1   |
| vs Harvard          | 7-3-1   | 9-1-2   | DNP   | 10-6-0  | DNP    | 0-1-0 | 0-0-0  | 0-1-2   |
| WASHINGTON ST.      | 12-6-5  | 0-0-0   | DNP   | 10-3-0  | DNP    | 0-0-0 | DNP    | 7-5-4   |
| at Colorado State   | 6-8-3   | 2-4-0   | DNP   | 9-5-1   | DNP    | 0-6-0 | DNP    | 0-0-2   |
| at North Dakota St. | 18-9-4  | 10-3-1  | DNP   | 9-6-1   | DNP    | 4-4-0 | DNP    | 0-4-0   |
| at South Dakota St. | 9-2-3   | 8-2- 8  | DNP   | 13-3-1  | DNP    | 0-2-0 | 0-1-0  | 0-4-1   |
| at Pacific Tigers   | 17-11-2 | DNP     | DNP   | 20-16-0 | DNP    | 0-0-0 | DNP    | 0-2-1   |
| SANTA CLARA         | 12-3-4  | DNP     | DNP   | 10- 3-1 | DNP    | 0-2-0 | DNP    | 2-8-1   |
| LOUISIANA TECH      | 8-7-2   | 4-2-2   | DNP   | 10-6-2  | DNP    | 1-4-0 | DNP    | 2-6-0   |
| NEW MEXICO ST.      | 15-5-2  | 0-0-0   | DNP   | 16-6-1  | DNP    | 6-3-0 | DNP    | 0-1-0   |
| at Fresno State     | 0-1-0   | 5-7-2   | DNP   | 10-4-1  | DNP    | 2-0-0 | DNP    | 0-3-1   |
| at Nevada           | 1-5-3   | 12-1-1  | DNP   | 7-7-0   | DNP    | 2-2-0 | DNP    | 0-0-0   |
| FRESNO STATE        | 4-5-6   | 5-1-2   | DNP   | 18- 8-2 | DNP    | 2-1-0 | DNP    | 2-1-0   |
| at Utah State       | 7-6-4   | 4-5-1   | DNP   | 8-8-3   | DNP    | 0-1-0 | DNP    | 0-3-0   |
| HAWAII              | 9-3-5   | 5-2-2   | DNP   | 10-3-1  | DNP    | 0-2-0 | DNP    | 11-2-1  |
| at New Mexico St.   | 12-8-2  | 7-3-0   | DNP   | 10-3-0  | DNP    | 2-3-1 | DNP    | 0-2-0   |
| IDAHO               | 13-6-6  | 3-2-0   | DNP   | 24-7-0  | DNP    | 2-3-0 | DNP    | 6-4-1   |
| UTAH STATE          | 12-8-5  | 6-2-1   | DNP   | 12-6-0  | DNP    | 0-0-2 | DNP    | 2-4-0   |
| at Louisiana Tech   | 0-9-1   | 14-5-1  | DNP   | 23-11-1 | DNP    | 4-3-0 | DNP    | 4-1-0   |
| at Boise State      | 20-5-1  | 2-1-1   | DNP   | 5-12-0  | DNP    | 4-2-0 | DNP    | DNP     |
| NEVADA              | 4-5-2   | 11-3-2  | DNP   | 11-9-1  | DNP    | 0-2-0 | DNP    | 2-3-1   |
| BOISE STATE         | 17-9-4  | 8-1-1   | DNP   | 7-3-0   | DNP    | 0-0-0 | DNP    | 8-8-0   |
| at Hawaii           | 8-8-5   | 0-1-1   | DNP   | 12-6-1  | DNP    | 0-1-0 | DNP    | 6-5-3   |
| at Idaho            | DNP     | 17-11-3 | DNP   | 10-11-0 | DNP    | DNP   | DNP    | 5-4-3   |
| vs Idaho            | 7-7-4   | 8-6-3   | DNP   | 20-5-0  | DNP    | 0-0-0 | DNP    | 4-7-1   |
| vs Boise State      | 10-15-2 | 11-9-4  | DNP   | 21-10-1 | DNP    | 0-1-0 | DNP    | 1-4-0   |

# 2006-07 Team Game-By-Game Statistics



| Opponent              | W/L | FG-FGA   | Pct  | 3FG-FGA | Pct  | FT-FTA  | Pct  | Off | Def | Tot  | PF  | A   | TO  | Blk | Stl | Pts. |
|-----------------------|-----|----------|------|---------|------|---------|------|-----|-----|------|-----|-----|-----|-----|-----|------|
| CS FULLERTON          | L   | 18-61    | .295 | 4-14    | .286 | 12-19   | .632 | 11  | 16  | 27   | 22  | 10  | 13  | 6   | 11  | 52   |
| CS NORTHRIDGE         | L   | 24-70    | .343 | 4-16    | .250 | 11-16   | .688 | 20  | 25  | 45   | 27  | 12  | 21  | 0   | 12  | 63   |
| at Cal Poly           | L   | 21-51    | .412 | 3-6     | .500 | 14-26   | .538 | 9   | 29  | 38   | 17  | 12  | 33  | 5   | 17  | 59   |
| vs Wis.-Milwaukee     | L   | 25-57    | .439 | 5-14    | .357 | 8-9     | .889 | 6   | 21  | 27   | 24  | 15  | 13  | 5   | 9   | 63   |
| vs Bradley            | L   | 19-69    | .275 | 3-13    | .231 | 15-26   | .577 | 21  | 30  | 51   | 23  | 7   | 18  | 3   | 10  | 56   |
| SAN FRANCISCO         | Lot | 20-68    | .294 | 1-17    | .059 | 7-16    | .438 | 15  | 23  | 38   | 25  | 6   | 15  | 5   | 11  | 48   |
| vs Arkansas State     | L   | 27-66    | .409 | 3-15    | .200 | 14-18   | .778 | 12  | 31  | 43   | 30  | 18  | 25  | 2   | 6   | 71   |
| vs Harvard            | L   | 24-68    | .353 | 5-21    | .238 | 9-11    | .818 | 14  | 21  | 35   | 15  | 13  | 21  | 2   | 10  | 62   |
| WASHINGTON ST.        | L   | 22-60    | .367 | 4-12    | .333 | 13-22   | .591 | 9   | 25  | 34   | 17  | 15  | 18  | 2   | 12  | 61   |
| at Colorado State     | L   | 23-60    | .383 | 3-7     | .429 | 8-15    | .533 | 11  | 33  | 44   | 24  | 11  | 28  | 6   | 7   | 57   |
| at North Dakota State | L   | 19-55    | .345 | 2-14    | .143 | 21-31   | .677 | 9   | 30  | 39   | 28  | 9   | 19  | 4   | 11  | 61   |
| at South Dakota State | L   | 24-67    | .358 | 6-20    | .300 | 9-13    | .692 | 7   | 21  | 28   | 21  | 15  | 16  | 8   | 9   | 63   |
| at Pacific Tigers     | W   | 20-52    | .385 | 1-8     | .125 | 24-29   | .828 | 12  | 40  | 52   | 13  | 11  | 32  | 8   | 16  | 65   |
| SANTA CLARA           | L   | 20-55    | .364 | 3-13    | .231 | 16-22   | .727 | 13  | 31  | 44   | 16  | 12  | 21  | 1   | 6   | 59   |
| LOUISIANA TECH        | L   | 19-67    | .284 | 4-15    | .267 | 10-16   | .625 | 10  | 37  | 47   | 24  | 9   | 19  | 6   | 8   | 52   |
| NEW MEXICO STATE      | L   | 17-47    | .362 | 1-7     | .143 | 13-18   | .722 | 6   | 20  | 26   | 20  | 10  | 22  | 1   | 12  | 48   |
| at Fresno State       | L   | 15-50    | .300 | 2-15    | .133 | 4-7     | .571 | 10  | 24  | 34   | 13  | 9   | 28  | 0   | 11  | 36   |
| at Nevada             | L   | 17-58    | .293 | 3-13    | .231 | 10-15   | .667 | 9   | 25  | 34   | 17  | 5   | 20  | 4   | 5   | 47   |
| FRESNO STATE          | L   | 24-62    | .387 | 1-9     | .111 | 14-18   | .778 | 11  | 20  | 31   | 19  | 16  | 18  | 1   | 6   | 63   |
| at Utah State         | L   | 18-51    | .353 | 4-12    | .333 | 10-13   | .769 | 8   | 29  | 37   | 21  | 10  | 24  | 3   | 11  | 50   |
| HAWAII                | W   | 23-58    | .397 | 5-13    | .385 | 6-15    | .400 | 8   | 18  | 26   | 16  | 18  | 14  | 1   | 10  | 57   |
| at New Mexico State   | L   | 19-59    | .322 | 3-12    | .250 | 12-19   | .632 | 14  | 25  | 39   | 17  | 8   | 22  | 0   | 8   | 53   |
| IDAHO                 | L   | 26-64    | .406 | 3-14    | .214 | 9-17    | .529 | 11  | 29  | 40   | 18  | 15  | 16  | 3   | 9   | 64   |
| UTAH STATE            | W   | 24-57    | .421 | 5-19    | .263 | 12-17   | .706 | 11  | 30  | 41   | 16  | 16  | 21  | 9   | 13  | 65   |
| at Louisiana Tech     | L   | 24-63    | .381 | 4-13    | .308 | 9-14    | .643 | 15  | 30  | 45   | 20  | 9   | 26  | 2   | 11  | 61   |
| at Boise State        | L   | 20-57    | .351 | 5-16    | .313 | 14-19   | .737 | 11  | 30  | 41   | 21  | 8   | 24  | 5   | 9   | 59   |
| NEVADA                | L   | 20-53    | .377 | 2-10    | .200 | 10-14   | .714 | 11  | 31  | 42   | 21  | 12  | 29  | 5   | 8   | 52   |
| BOISE STATE           | W   | 25-69    | .362 | 3-15    | .200 | 15-24   | .625 | 16  | 34  | 50   | 19  | 14  | 18  | 5   | 9   | 68   |
| at Hawaii             | L   | 19-50    | .380 | 1-11    | .091 | 14-18   | .778 | 9   | 22  | 31   | 22  | 12  | 16  | 6   | 8   | 53   |
| at Idaho              | L   | 27-73    | .370 | 5-17    | .294 | 7-12    | .583 | 17  | 35  | 52   | 18  | 19  | 13  | 4   | 3   | 66   |
| vs Idaho              | W   | 24-58    | .414 | 3-11    | .273 | 21-27   | .778 | 10  | 41  | 51   | 15  | 15  | 21  | 9   | 7   | 72   |
| vs Boise State        | L   | 21-60    | .350 | 5-17    | .294 | 17-20   | .850 | 14  | 33  | 47   | 16  | 10  | 22  | 4   | 6   | 64   |
| San Jose State        |     | 688-1915 | .359 | 106-429 | .247 | 388-576 | .674 | 370 | 889 | 1259 | 635 | 381 | 666 | 125 | 301 | 1870 |
| Opponents             |     | 775-2027 | .382 | 159-582 | .273 | 517-754 | .686 | 472 | 935 | 1407 | 533 | 486 | 584 | 111 | 317 | 2226 |

## 2006-07 Individual Game Highs

|               |             |   |
|---------------|-------------|---|
| POINTS        | 24          | Brittany Powell vs. Idaho, 2/1            |
| FG MADE       | 11          | Brittany Powell vs. Idaho, 2/1            |
| FG ATT        | 19          | Natalie White, vs. Bradley, 11/25         |
|               | 19          | Brittany Helm, vs. Bradley, 11/25         |
| FG PCT        | .833 (5-6)  | Jaime Hall, vs. Hawaii, 1/25              |
| 3 PT FG MADE  | 4           | Natalie White, at South Dakota St., 12/20 |
| 3 PT FG ATT   | 11          | Natalie White, at South Dakota St., 12/20 |
| 3-PT FG PC    |             |   |
| FT MADE       | 9           | Alisha Hicks, at Pacific, 12/26           |
|               | 9           | Brittany Helm, vs. Bradley, 11/25         |
|               | 9           | Brittany Helm, vs. Cal Poly, 11/20        |
| FT ATT        | 17          | Brittany Helm, vs. Bradley, 11/25         |
| FT PCT        | 1.000 (8-8) | Brittany Powell, at Pacific, 12/27        |
|               | 1.000 (8-8) | Alisha Hicks, at North Dakota St., 12/18  |
|               | 1.000 (8-8) | Brittany Helm, vs. Wis.-Milwaukee, 11/24  |
| REBOUNDS      | 16          | Brittany Powell, at Pacific, 12/27        |
| ASSISTS       | 9           | Myosha Barnes, at Idaho, 3/3              |
| STEALS        | 8           | Alisha Hicks, vs. Utah State, 2/3         |
| BLOCKED SHOTS | 7           | Amber Hall, vs. Idaho, 3/6                |

## 2006-07 Team Game Highs

|                  |              |                            |
|------------------|--------------|----------------------------|
| POINTS           | .72          | vs. Idaho, 3/6             |
| FIELD GOALS MADE | .27          | at Idaho, 3/3              |
|                  | .27          | vs. Arkansas State, 12/2   |
| FG ATTEMPTS      | .73          | at Idaho, 3/3              |
| FG PCT           | .439 (25-57) | vs. Wis.-Milwaukee, 11/24  |
| 3 PT FG MADE     | .6           | at South Dakota St., 12/20 |
| 3 PT FG ATTEMPTS | .21          | vs. Harvard, 12/3          |
| 3 PT FG PCT      | .500 (3-6)   | at Cal Poly, 11/20         |
| FT MADE          | .24          | at Pacific, 12/27          |
| FT ATTEMPTS      | .31          | at North Dakota St., 12/18 |
| FT PCT           | .889 (8-9)   | vs. Wis.-Milwaukee, 11/24  |
| REBOUNDS         | .52          | at Idaho, 3/3              |
|                  | .52          | at Pacific, 12/27          |
| ASSISTS          | .19          | at Idaho, 3/3              |
| STEALS           | .17          | at Cal Poly, 11/20         |
| BLOCKED SHOTS    | .9           | vs. Idaho, 3/6             |
|                  | .9           | vs. Utah State, 2/3        |



# Western Athletic Conference

In its 46th year, the Western Athletic Conference continues to evolve and features some of the nation's best intercollegiate competition. One thing that remains unchanged is the persistent nature of the nine schools in the WAC to advance their programs to contend at the top levels of the NCAA.

The WAC provides its student-athletes the chance to travel to scenic destinations and gain exposure in some of the nation's most diverse markets. In addition, the WAC's student-athletes work to achieve the highest levels of success with the academic support of their institutions.

The WAC has experienced tremendous success. Over the past five years, it has won 61.1 percent of its bowl games, the best winning percentage of any conference in the nation. In the past five seasons, the WAC has sent a total of 18 teams to bowl games (11-7). Boise State has won 66 games since joining the conference, tied for the most in the nation during that time span (2001-06). The Broncos earned a BCS invitation and trip to the 2007 Fiesta Bowl where they defeated Oklahoma in one of the most memorable bowl games of all time. In men's basketball, the WAC has sent at least two teams to the NCAA Tournament in 23 of the past 24 seasons. Every current school in the WAC has competed in the NCAA Tournament since 1990. In women's sports, Fresno State softball has competed in every NCAA Tournament ever held while Louisiana Tech women's basketball has played in all but one.

Current WAC alums have made their presence felt as well. David Carr (Fresno State) was the first player selected in the 2002 NFL Draft by the Houston Texans. Cheryl Ford (Louisiana Tech) was named the WNBA Rookie of the Year and helped the Detroit Shock win the league's championship in 2003. And in 2004, the United States' softball team won the Olympic gold medal with former Fresno State players Laura Berg and Lovie Jung.

The WAC is the sixth oldest among the nation's 11 Division I-A conferences. Its history traces back to July 27, 1962, when the original six-team league of Arizona, Arizona State, Brigham Young, New Mexico, Utah and Wyoming began competition.

The first championship was held in November 1962, when Arizona won the men's cross country title and New

Mexico followed with the first WAC football title. Arizona finished second in the NCAA College World Series and, less than three years later, Arizona State claimed the league's first NCAA title when the Sun Devils won the College World Series trophy. Rice was the last WAC school to earn an NCAA team title when it won the College World Series in 2003.

Since 1962, several changes have occurred. UTEP and Colorado State became members in September 1967, while Arizona and Arizona State withdrew on June 30, 1978. The WAC then added San Diego State (1978), Hawai'i (1979) and Air Force (1980). Before 1990, the WAC sponsored championships only in men's sports. However, a merger with the High Country Athletic Conference formed a single conference under one administrative structure, and the 1990-91 athletic year was the first in which both men and women competed under the WAC name. Fresno State was added in 1992, and then in 1996, the women's programs from Air Force and Hawai'i along with six new schools (UNLV, Rice, San Jose State, SMU, TCU and Tulsa) came into the WAC. Air Force, Brigham Young, Colorado State, UNLV, New Mexico, San Diego State, Utah and Wyoming withdrew on June 30, 1999. Nevada (2000), Boise State (2001) and Louisiana Tech (2001) were added while TCU withdrew following the 2000-01 season. The current membership was established on July 1, 2005, when Idaho, New Mexico State and Utah State joined the WAC after Rice, SMU, UTEP and Tulsa withdrew.

The WAC has had just five commissioners in its history. Paul Brechler was named the first leader of the conference and held the position from 1962-1968. He was followed by Wiles Hallock (1968-71), Stan Bates (1971-80), Dr. Joe Kearney (1980-94) and Karl Benson (1994-present).

Presently, the WAC crowns team and individual champions in 19 sports – eight men's and 11 women's. For the men, there are championships in baseball, basketball, cross country, football, golf, tennis, indoor track and field and outdoor track and field. Championships for women are held in basketball, cross country, golf, gymnastics, soccer, softball, swimming and diving, tennis, indoor track and field, outdoor track and field and volleyball.



**Karl Benson**  
*Commissioner*



**Jason Erickson**  
*Associate Director of  
Media Relations*







## 2006-07 All-WAC Teams

### First Team All-WAC

|                  |                |   |      |     |
|------------------|----------------|---|------|-----|
| Dellena Criner   | Nevada         | G | 5-7  | So. |
| Shan Moore       | Louisiana Tech | F | 5-10 | Sr. |
| Ty Moore         | Louisiana Tech | G | 6-2  | Sr. |
| Chantella Perera | Fresno State   | G | 5-8  | Sr. |
| Tanya Smith      | Hawai'i        | F | 6-3  | Jr. |
| Jessica Thompson | Boise State    | G | 5-9  | So. |

### Second Team All-WAC

|                  |                  |   |     |     |
|------------------|------------------|---|-----|-----|
| Traci Graham     | Nevada           | G | 5-7 | Sr. |
| Michelle Hessing | Boise State      | C | 6-2 | Sr. |
| Katie Madison    | Idaho            | P | 6-0 | Fr. |
| Sherell Neal     | New Mexico State | F | 6-1 | So. |
| Tierre Wilson    | Fresno State     | G | 5-8 | Jr. |

**Player of the Year:** Shan Moore, Louisiana Tech

**Coach of the Year:** Gordy Presnell, Boise State

**Newcomer of the Year:** Katie Madison, Idaho

### All-Defensive Team

|                |                  |   |      |     |
|----------------|------------------|---|------|-----|
| Amber Metoyer  | Louisiana Tech   | F | 5-11 | Sr. |
| Dellena Criner | Nevada           | G | 5-7  | So. |
| Brittany Grice | Hawai'i          | C | 6-4  | Sr. |
| Ty Moore       | Louisiana Tech   | G | 6-2  | Sr. |
| Sherell Neal   | New Mexico State | F | 6-1  | So. |

### All-Freshman Team

|                        |                       |          |            |
|------------------------|-----------------------|----------|------------|
| Shanavia Dowdell       | Louisiana Tech        | F        | 6-1        |
| Marianne Lombardi      | Nevada                | F        | 6-1        |
| Katie Madison          | Idaho                 | P        | 6-0        |
| Charlotte Otero        | Idaho                 | G        | 5-3        |
| <b>Brittany Powell</b> | <b>San Jose State</b> | <b>F</b> | <b>6-0</b> |

## 2006-07 Academic All-WAC

|                 |                             |    |
|-----------------|-----------------------------|----|
| Amber Hall      | Child Development           | SR |
| Brittany Powell | Undecided                   | FR |
| Natalie White   | Radio/Television/Video/Film | SO |

## 2006-07 Final Standings

|                       | WAC Games |           |             | All Games |           |             |
|-----------------------|-----------|-----------|-------------|-----------|-----------|-------------|
|                       | W         | L         | Pct.        | W         | L         | Pct.        |
| Boise State           | 12        | 4         | .750        | 24        | 9         | .727        |
| Louisiana Tech        | 12        | 4         | .750        | 17        | 13        | .576        |
| Nevada                | 10        | 6         | .625        | 17        | 14        | .548        |
| Fresno State          | 9         | 7         | .563        | 18        | 13        | .581        |
| Hawai'i               | 9         | 7         | .563        | 15        | 14        | .517        |
| Utah State            | 7         | 9         | .438        | 11        | 18        | .379        |
| New Mexico State      | 6         | 10        | .375        | 13        | 18        | .419        |
| <b>San Jose State</b> | <b>4</b>  | <b>12</b> | <b>.250</b> | <b>5</b>  | <b>27</b> | <b>.156</b> |
| Idaho                 | 3         | 13        | .188        | 6         | 22        | .214        |



*Brittany Powell was a 2007 WAC All-Freshman team selection and an Academic All-WAC honoree.*

## 2007-08 WAC Preseason Coaches' Poll

| Rank | Teams (1st Place Votes) | Points |
|------|-------------------------|--------|
| 1.   | Boise State (7)         | .63    |
| 2.   | Nevada (1)              | .52    |
| 3.   | Louisiana Tech (1)      | .50    |
| 4.   | Fresno State            | .39    |
| 5.   | New Mexico State        | .35    |
| 6.   | Hawai'i                 | .31    |
| 7.   | Utah State              | .28    |
| 8.   | San Jose State          | .15    |
| 9.   | Idaho                   | .11    |

## 2007-08 WAC Preseason Media Poll

| Rank | Teams (1st Place Votes) | Points |
|------|-------------------------|--------|
| 1.   | Boise State (9)         | .128   |
| 2.   | Louisiana Tech (2)      | .109   |
| 3.   | Nevada (1)              | .098   |
| 4.   | New Mexico State (2)    | .094   |
| 5.   | Fresno State (1)        | .085   |
| 6.   | Hawai'i                 | .063   |
| 7.   | Utah State              | .046   |
| 8.   | Idaho                   | .027   |
| 9.   | San Jose State          | .025   |



# 2007-08 Opponents

## Oregon Nov. 10 – McArthur Court



Bev Smith  
Head Coach



Kaela Chapdelaine  
Guard

### SCHOOL INFORMATION

Location: Eugene, Ore.  
Enrollment: 20,394  
Nickname: Ducks  
School Colors: Thunder Green, Lightning Yellow  
Conference: Pacific-10  
Arena (Capacity): McArthur Court (9,087)  
President: Dave Frohnmayer  
Athletics Director: Pat Kilkenny

### BASKETBALL INFORMATION

Head Coach: Bev Smith (Oregon, 1982)  
School Record: 100-83 (6 years)  
Career Record: 100-83 (6 years)  
Assistant Coaches: Phil Brown, Selena Ho, Willette White  
2006-07 Record/Conf. Record: 17-14/8-10 (6th)  
Starters Ret./Lost: 2/3  
Letterwinners Ret./Lost: 5/5

### MEDIA RELATIONS

WBB SID: Andria Wenzel  
SID Office Phone: (541) 346-0962  
SID Cell Phone: (916) 838-2346  
SID FAX: (541) 346-5449  
Press Row Phone: (541) 346-4496/4497  
Email: awenzel@uoregon.edu  
Web Site: www.goducks.com

**Returning Starters, Yr., Pos., ppg, rpg**  
Tamika Nurse, JR, G, 9.2 ppg, 2.0 rpg  
Kaela Chapdelaine, SR, G, 6.5 ppg, 3.6 rpg

### 2007-08 SCHEDULE

Nov. 10 San Jose State 1:30 p.m.  
Nov. 15 South Dakota State 7:00 p.m.  
Nov. 20 Marquette 7:00 p.m.  
Nov. 23-24 New Mexico Thanksgiving Tournament  
Nov. 29 Long Beach State 7:00 p.m.  
Dec. 2 at Portland 1:00 p.m.  
Dec. 8 vs. UC Santa Barbara TBA  
Dec. 12 at Baylor 5:00 p.m.  
Dec. 18-19 Caribbean Classic  
Dec. 29 at Oregon State 7:00 p.m.  
Jan. 3 Arizona State 7:00 p.m.  
Jan. 5 Arizona 2:00 p.m.  
Jan. 10 at California 7:00 p.m.  
Jan. 12 at Stanford 2:00 p.m.  
Jan. 17 Washington State 7:00 p.m.  
Jan. 19 Washington 2:00 p.m.  
Jan. 24 at UCLA 7:00 p.m.  
Jan. 26 at USC 2:00 p.m.  
Jan. 31 at Arizona 6:00 p.m.  
Feb. 2 at Arizona State 6:00 p.m.  
Feb. 7 Stanford 7:00 p.m.  
Feb. 9 California 1:00 p.m.  
Feb. 15 at Washington 7:00 p.m.  
Feb. 17 at Washington State 2:00 p.m.  
Feb. 21 USC 7:00 p.m.  
Feb. 23 UCLA 2:00 p.m.  
March 1 Oregon State 2:00 p.m.  
March 7-10 Pac-10 Tournament

## Cal Poly Nov. 13 – The Event Center



Faith Minnaugh  
Head Coach



Megan Harrison  
Forward

### SCHOOL INFORMATION

Location: San Luis Obispo, Calif.  
Enrollment: 18,400  
Nickname: Mustangs  
School Colors: Green, Copper & Vegas Gold  
Conference: Big West  
Arena (Capacity): Mott Gym (3,032)  
President: Dr. Warren J. Baker  
Athletics Director: Alison Cone

### BASKETBALL INFORMATION

Head Coach: Faith Minnaugh (Loyola-Chicago, 1985)  
School Record: 108-166 (10 years)  
Career Record: 115-228 (13 years)  
Assistant Coaches: Kerri Nakamoto, Julie Shaw, Shandrika Lee  
2006-07 Record/Conf. Record: 14-14/9-5 (T3rd)  
Starters Ret./Lost: 4/1  
Letterwinners Ret./Lost: 11/4

### MEDIA RELATIONS

WBB SID: Chris Giovannetti  
SID Office Phone: (805) 756-7513  
SID Cell Phone: (805) 215-5505  
SID FAX: (805) 756-2650  
Press Row Phone: (805) 756-6751  
Email: cgiovann@calpoly.edu  
Web Site: www.gopoly.com

**Returning Starters, Yr., Pos., ppg, rpg**  
Megan Harrison, JR, F, 12.1 ppg, 5.1 rpg  
Toni Newman, SR, G, 9.0 ppg, 6.5 rpg  
Lisa McBride, JR, F, 5.3 ppg, 3.1 rpg  
Ashley Stewart, SO, G, 3.1 ppg, 1.2 rpg

### 2007-08 SCHEDULE

Nov. 10 at Oregon State 11:00 a.m.  
Nov. 13 at San Jose State 7:00 p.m.  
Nov. 15 Houston 5:00 p.m.  
Nov. 20 at UCLA 7:00 p.m.  
Nov. 23-24 Cal Poly Holiday Beach Classic  
Nov. 29 San Diego State 7:00 p.m.  
Dec. 1 San Diego 2:00 p.m.  
Dec. 8 at Loyola Marymount 2:00 p.m.  
Dec. 12 Santa Clara 7:00 p.m.  
Dec. 15 at San Francisco 7:00 p.m.  
Dec. 18 at Pittsburgh 7:00 p.m.  
Jan. 3 at CS Northridge 7:00 p.m.  
Jan. 5 at Long Beach State 5:00 p.m.  
Jan. 10 CS Fullerton 7:00 p.m.  
Jan. 12 UC Irvine 4:00 p.m.  
Jan. 17 at CS Bakersfield 7:00 p.m.  
Jan. 19 UC Santa Barbara 4:00 p.m.  
Jan. 24 at Pacific 7:00 p.m.  
Jan. 26 at UC Davis 7:00 p.m.  
Feb. 2 UC Riverside 4:00 p.m.  
Feb. 7 at UC Irvine 7:00 p.m.  
Feb. 9 at CS Fullerton 5:00 p.m.  
Feb. 14 CS Bakersfield 7:00 p.m.  
Feb. 16 at UC Santa Barbara 2:00 p.m.  
Feb. 21 UC Davis 7:00 p.m.  
Feb. 23 Pacific 4:00 p.m.  
Feb. 27 at UC Riverside 7:00 p.m.  
March 6 Long Beach State 7:00 p.m.  
March 8 CS Northridge 4:00 p.m.  
March 12-15 Big West Tournament

## CS Fullerton Nov. 17 – Titan Gym



Dr. Maryalyce Jeremiah  
Head Coach



Toni Thomas  
Forward

### SCHOOL INFORMATION

Location: Fullerton, Calif.  
Enrollment: 35,040  
Nickname: Titans  
School Colors: Navy Blue, Orange & White  
Conference: Big West  
Arena (Capacity): Titan Gym (4,000)  
President: Dr. Milton A. Gordon  
Athletics Director: Brian Quinn

### BASKETBALL INFORMATION

Head Coach: Dr. Maryalyce Jeremiah (Cedarville, 1965)  
School Record: 156-166 (11 yrs.)  
Career Record: 419-311 (27 yrs.)  
Associate Head Coach: Marcia Foster  
Assistant Coaches: Allyson Alhadeff, Sara Perry  
2006-07 Record/Conf. Record: 16-16/7-7 (5th)  
Starters Ret./Lost: 1/4  
Letterwinners Ret./Lost: 5/6

### MEDIA RELATIONS

WBB SID: Jason Spencer  
SID Office Phone: (714) 278-7547  
SID Cell Phone: (714) 904-7547  
SID FAX: (714) 278-3141  
Press Row Phone: (714) 278-5700  
Email: jspencer@fullerton.edu  
Web Site: www.FullertonTitans

**Returning Starters, Yr., Pos., ppg, rpg**  
Toni Thomas, Jr., PF, 17.5 ppg, 8.3 rpg

### 2007-08 SCHEDULE

Nov. 10 at Utah Valley State 6:00 p.m.  
Nov. 17 San Jose State 2:00 p.m.  
Nov. 19 San Francisco 5:00 p.m.  
Nov. 23-24 UTEP Tournament  
Nov. 30 USC 7:00 p.m.  
Dec. 2 at San Diego State 2:00 p.m.  
Dec. 7 at Pepperdine 7:00 p.m.  
Dec. 16 at Nevada 2:00 p.m.  
Dec. 21 San Diego 7:00 p.m.  
Dec. 29 at Saint Mary's 2:00 p.m.  
Dec. 31 at Santa Clara 7:00 p.m.  
Jan. 4 at UC Irvine 7:00 p.m.  
Jan. 10 at Cal Poly 7:00 p.m.  
Jan. 12 at UC Santa Barbara 2:00 p.m.  
Jan. 17 UC Davis 7:00 p.m.  
Jan. 19 Pacific 5:00 p.m.  
Jan. 23 at UC Riverside 5:00 p.m.  
Jan. 26 at CS Bakersfield 7:00 p.m.  
Jan. 31 Long Beach State 7:00 p.m.  
Feb. 2 CS Northridge 5:00 p.m.  
Feb. 7 UC Santa Barbara 7:00 p.m.  
Feb. 9 Cal Poly 5:00 p.m.  
Feb. 14 at Pacific 7:00 p.m.  
Feb. 16 at UC Davis 6:00 p.m.  
Feb. 21 at Long Beach State 7:00 p.m.  
Feb. 23 UC Riverside 5:00 p.m.  
Feb. 28 at CS Northridge 7:00 p.m.  
March 8 UC Irvine 5:00 p.m.  
March 12-15 Big West Tournament



## Pacific Nov. 20 – The Event Center



Lynne Roberts  
Head Coach



Karen Dawkins  
Forward

### SCHOOL INFORMATION

Location: ..... Stockton, Calif.  
Enrollment: ..... 6,268  
Nickname: ..... Tigers  
School Colors: ..... Orange & Black  
Conference: ..... Big West  
Arena (Capacity): ..... Alex G. Spanos Center (6,150)  
President: ..... Dr. Donald V. DeRosa  
Athletics Director: ..... Lynn King

### BASKETBALL INFORMATION

Head Coach: ..... Lynne Roberts (Seattle Pacific, 1997)  
School Record: ..... 8-22 (1 year)  
Career Record: ..... 94-53 (5 years)  
Assistant Coaches: ..... Alisha Valavanis, Bradley Davis,  
Justin Wilson  
2006-07 Record/Conf. Record: ..... 8-22/2-12 (8th)  
Starters Ret./Lost ..... 4/1  
Letterwinners Ret./Lost: ..... 8/4

### MEDIA RELATIONS

WBB SID: ..... Ben Laskey  
SID Office Phone: ..... (209) 946-2730  
SID Cell Phone: ..... (209) 608-2173  
SID FAX: ..... (209) 946-2757  
Press Row Phone: ..... (209) 946-2865  
Email: ..... b\_laskey@pacific.edu  
Web Site: ..... www.pacifictigers.com

### Returning Starters, Yr., Pos., ppg, rpg

Karen Dawkins, JR, F, 13.5 ppg, 7.4 rpg  
Jake Kelly, SO, G, 11.3 ppg, 3.8 rpg  
Kelsey Lavender, SR, G, 7.8 ppg, 2.2 rpg  
Whitney Price, JR, F, 5.0 ppg, 7.1 rpg

### 2007-08 SCHEDULE

|                |                          |                  |
|----------------|--------------------------|------------------|
| Nov. 9         | at Utah State            | 5:00 p.m.        |
| Nov. 13        | CS Stanislaus            | 7:00 p.m.        |
| Nov. 17        | San Francisco State      | 5:00 p.m.        |
| <b>Nov. 20</b> | <b>at San Jose State</b> | <b>7:00 p.m.</b> |
| Nov. 28        | Saint Mary's             | 7:00 p.m.        |
| Dec. 2         | at Northern Colorado     | 2:00 p.m.        |
| Dec. 4         | at Colorado State        | 7:00 p.m.        |
| Dec. 8         | Santa Clara              | 5:00 p.m.        |
| Dec. 11        | at Sacramento State      | 7:05 p.m.        |
| Dec. 15        | at San Diego             | 4:00 p.m.        |
| Dec. 21        | Eastern Washington       | 7:00 p.m.        |
| Dec. 28        | Portland                 | 7:00 p.m.        |
| Dec. 30        | Idaho                    | 4:00 p.m.        |
| Jan. 2         | at UC Riverside          | 7:00 p.m.        |
| Jan. 10        | Long Beach State         | 7:00 p.m.        |
| Jan. 12        | CS Northridge            | 4:00 p.m.        |
| Jan. 17        | at UC Irvine             | 7:00 p.m.        |
| Jan. 19        | at CS Fullerton          | 5:00 p.m.        |
| Jan. 24        | Cal Poly                 | 7:00 p.m.        |
| Jan. 26        | UC Santa Barbara         | 4:00 p.m.        |
| Feb. 2         | at UC Davis              | 6:00 p.m.        |
| Feb. 7         | at CS Northridge         | 7:00 p.m.        |
| Feb. 9         | at Long Beach State      | 5:00 p.m.        |
| Feb. 14        | CS Fullerton             | 7:00 p.m.        |
| Feb. 16        | UC Irvine                | 4:00 p.m.        |
| Feb. 21        | at UC Santa Barbara      | 7:00 p.m.        |
| Feb. 23        | at Cal Poly              | 2:00 p.m.        |
| March 1        | UC Davis                 | 4:00 p.m.        |
| March 8        | UC Riverside             | 4:00 p.m.        |
| March 12-15    | Big West Tournament      |                  |

## Long Beach State Nov. 23 – The Event Center



Mary Hegarty  
Head Coach



Karina Figueroa  
Guard

### SCHOOL INFORMATION

Location: ..... Long Beach, Calif.  
Enrollment: ..... 35,600  
Nickname: ..... 49ers  
School Colors: ..... Black & Gold  
Conference: ..... Big West  
Arena (Capacity): ..... The Walter Pyramid (4,200)  
President: ..... Dr. F. King Alexander  
Athletics Director: ..... Vic Cegles

### BASKETBALL INFORMATION

Head Coach: ..... Mary Hegarty (UCLA, 1985)  
School Record: ..... 60-58 (4 years)  
Career Record: ..... 220-150 (14 years)  
Assistant Coaches: ..... Denise Curry, Nicole Anderson,  
Jason Flowers  
2006-07 Record/Conf. Record: ..... 9-23/4-10 (6th)  
Starters Ret./Lost ..... 5/0  
Letterwinners Ret./Lost: ..... 13/5

### MEDIA RELATIONS

WBB SID: ..... Roger Kirk  
SID Office Phone: ..... (562) 985-8569  
SID Cell Phone: ..... (559) 790-7996  
SID FAX: ..... (562) 985-1549  
Press Row Phone: ..... (562) 958-4667  
Email: ..... rkirk@csulb.edu  
Web Site: ..... www.longbeachstate.com

### Returning Starters, Yr., Pos., ppg, rpg

Karina Figueroa, JR, G, 16.4 ppg, 3.8 rpg  
Kaiti O'Brien, JR, P, 8.4 ppg, 6.2 rpg  
Tykessa Calhoun, SR, G, 6.8 ppg, 3.5 rpg  
Lauren Sims, SO, G, 5.7 ppg, 2.1 rpg  
Brett Timmons, SO, F, 2.9 ppg, 2.7 rpg

### 2007-08 SCHEDULE

|                |                          |                  |
|----------------|--------------------------|------------------|
| Nov. 9         | at UNLV                  | 5:00 p.m.        |
| Nov. 15        | Loyola Marymount         | 7:00 p.m.        |
| <b>Nov. 23</b> | <b>at San Jose State</b> | <b>7:00 p.m.</b> |
| Nov. 25        | at Santa Clara           | 2:00 p.m.        |
| Nov. 29        | at Oregon                | 7:00 p.m.        |
| Dec. 1         | at Portland State        | 2:00 p.m.        |
| Dec. 7         | Fresno State             | 7:00 p.m.        |
| Dec. 9         | Arizona                  | 2:00 p.m.        |
| Dec. 15        | Nebraska                 | 5:00 p.m.        |
| Dec. 21        | Washington State         | 7:00 p.m.        |
| Dec. 29        | Utah                     | 2:00 p.m.        |
| Jan. 3         | UC Santa Barbara         | 7:00 p.m.        |
| Jan. 5         | Cal Poly                 | 5:00 p.m.        |
| Jan. 10        | at Pacific               | 7:00 p.m.        |
| Jan. 12        | at UC Davis              | 7:00 p.m.        |
| Jan. 19        | UC Riverside             | 5:00 p.m.        |
| Jan. 26        | CS Northridge            | 5:00 p.m.        |
| Jan. 31        | at CS Fullerton          | 7:00 p.m.        |
| Feb. 2         | UC Irvine                | 4:00 p.m.        |
| Feb. 7         | UC Davis                 | 7:00 p.m.        |
| Feb. 9         | Pacific                  | 5:00 p.m.        |
| Feb. 13        | at UC Riverside          | 7:00 p.m.        |
| Feb. 16        | CS Bakersfield           | 5:00 p.m.        |
| Feb. 21        | CS Fullerton             | 7:00 p.m.        |
| Feb. 23        | at CS Northridge         | 7:00 p.m.        |
| Feb. 28        | at UC Irvine             | 5:00 p.m.        |
| March 6        | at Cal Poly              | 7:00 p.m.        |
| March 8        | at UC Santa Barbara      | 2:00 p.m.        |
| March 12-15    | Big West Tournament      |                  |

## Sacramento State Nov. 27 – Hornets Nest



Dan Muscatell  
Head Coach



Atty Boyer  
Forward/Center

### SCHOOL INFORMATION

Location: ..... Sacramento, Calif.  
Enrollment: ..... 28,529  
Nickname: ..... Hornets  
School Colors: ..... Green & Gold  
Conference: ..... Big Sky  
Arena (Capacity): ..... Hornets Nest (1,200)  
President: ..... Dr. Alexander Gonzalez  
Athletics Director: ..... Dr. Terry Wanless

### BASKETBALL INFORMATION

Head Coach: Dan Muscatell (Western Washington, 1983)  
School Record: ..... 21-90 (4 years)  
Career Record: ..... 21-90 (4 years)  
Assistant Coaches: ..... Jamie Craighead, Kelley Berglund  
2006-07 Record/Conf. Record: ..... 3-27/1-15 (9th)  
Starters Ret./Lost ..... 2/3  
Letterwinners Ret./Lost: ..... 9/4

### MEDIA RELATIONS

WBB SID: ..... J.D. Fox  
SID Office Phone: ..... (916) 278-6896  
SID Cell Phone: ..... (209) 210-8858  
SID FAX: ..... (916) 278-5429  
Press Row Phone: ..... (916) 278-7531  
Email: ..... jdfox@csus.edu  
Web Site: ..... www.hornetsports.com

### Returning Starters, Yr., Pos., ppg, rpg

Becca Reams, JR, F, 7.6 ppg  
Atty Boyer, JR, F/C, 7.4 ppg

### 2007-08 SCHEDULE

|                |                       |                  |
|----------------|-----------------------|------------------|
| Nov. 11        | at UC Davis           | 2:00 p.m.        |
| Nov. 16        | at Drake              | 7:05 p.m.        |
| Nov. 18        | at Iowa State         | 2:00 p.m.        |
| Nov. 24        | at UC Irvine          | 2:00 p.m.        |
| <b>Nov. 27</b> | <b>San Jose State</b> | <b>7:05 p.m.</b> |
| Dec. 1         | Santa Clara           | 2:05 p.m.        |
| Dec. 5         | at San Francisco      | 6:00 p.m.        |
| Dec. 8         | Gonzaga               | 2:05 p.m.        |
| Dec. 11        | Pacific               | 7:05 p.m.        |
| Dec. 15        | at Boise State        | 7:00 p.m.        |
| Dec. 21        | at Fresno State       | 7:00 p.m.        |
| Dec. 30        | Portland              | 2:05 p.m.        |
| Jan. 3         | Portland State        | 7:05 p.m.        |
| Jan. 5         | Eastern Washington    | 2:05 p.m.        |
| Jan. 10        | at Montana State      | 7:05 p.m.        |
| Jan. 12        | at Montana            | 7:05 p.m.        |
| Jan. 19        | at Northern Arizona   | 6:35 p.m.        |
| Jan. 24        | Weber State           | 7:05 p.m.        |
| Jan. 26        | Idaho State           | 1:05 p.m.        |
| Jan. 31        | Northern Colorado     | 7:05 p.m.        |
| Feb. 7         | at Eastern Washington | 7:05 p.m.        |
| Feb. 9         | at Portland State     | 2:05 p.m.        |
| Feb. 13        | Montana State         | 7:05 p.m.        |
| Feb. 14        | Montana               | 7:05 p.m.        |
| Feb. 23        | Northern Arizona      | 2:05 p.m.        |
| Feb. 28        | at Idaho State        | 7:05 p.m.        |
| March 1        | at Weber State        | 2:05 p.m.        |
| March 8        | at Northern Colorado  | 7:05 p.m.        |
| March 13-15    | Big Sky Tournament    |                  |



# 2007-08 Opponents

## CS Northridge Nov. 30 – The Matadome



Staci Schulz  
Head Coach



Katie Holloway  
Center

### SCHOOL INFORMATION

Location: Northridge, Calif.  
Enrollment: 32,997  
Nickname: Matadors  
School Colors: Red, White & Black  
Conference: Big West  
Arena (Capacity): The Matadome (1,600)  
President: Dr. Jolene Koester  
Athletics Director: Rick Mazzuto

### BASKETBALL INFORMATION

Head Coach: Staci Schulz (Mount Mary College, 1996)  
School Record: 23-36 (2 years)  
Career Record: 23-36 (2 years)  
Assistant Coaches: Carla Houser, Abby Vaughan, Cory O'Dell  
2006-07 Record/Conf. Record: 13-16/9-5 (T3rd)  
Starters Ret./Lost: 0/5  
Letterwinners Ret./Lost: 7/7

### MEDIA RELATIONS

WBB SID: Geoffrey Herberg  
SID Office Phone: (818) 677-3243  
SID Cell Phone: (785) 766-9310  
SID FAX: (817) 677-4950  
Press Row Phone: (818) 677-4702  
Email: geoffrey.herberg@csun.edu  
Web Site: www.gomatadors.com

### Returning Starters, Yr., Pos., ppg, rpg N/A

### 2007-08 SCHEDULE

Nov. 9 at Pepperdine 7:00 p.m.  
Nov. 11 at San Diego 2:00 p.m.  
Nov. 14 UCLA 7:00 p.m.  
Nov. 16 Rice 7:00 p.m.  
Nov. 23 at Portland State 7:00 p.m.  
Nov. 25 at Portland 7:00 p.m.  
**Nov. 30 San Jose State 7:00 p.m.**  
Dec. 8 at Montana 7:05 p.m.  
Dec. 19 CS Bakersfield 7:00 p.m.  
Dec. 30 Fresno State 4:00 p.m.  
Jan. 3 Cal Poly 7:00 p.m.  
Jan. 5 UC Santa Barbara 4:00 p.m.  
Jan. 10 at UC Davis 7:00 p.m.  
Jan. 12 at Pacific 4:00 p.m.  
Jan. 16 UC Riverside 7:00 p.m.  
Jan. 26 at Long Beach State 5:00 p.m.  
Jan. 31 at UC Irvine 7:00 p.m.  
Feb. 2 at CS Fullerton 5:00 p.m.  
Feb. 7 Pacific 7:00 p.m.  
Feb. 9 UC Davis 7:00 p.m.  
Feb. 16 at UC Riverside 5:00 p.m.  
Feb. 21 at CS Bakersfield 7:00 p.m.  
Feb. 23 Long Beach State 7:00 p.m.  
Feb. 28 CS Fullerton 7:00 p.m.  
March 1 UC Irvine 7:00 p.m.  
March 6 at UC Santa Barbara 7:00 p.m.  
March 8 at Cal Poly 4:00 p.m.

## CS Bakersfield Dec. 6 – Icardo Center



Tim La Kose  
Head Coach



Krista Arase  
Guard

### SCHOOL INFORMATION

Location: Bakersfield, Calif.  
Enrollment: 8,000  
Nickname: Roadrunners  
School Colors: Blue & Gold  
Conference: Independent  
Arena (Capacity): Icardo Center (3,880)  
President: Dr. Horace Mitchell  
Athletics Director: Rudy Carvajal

### BASKETBALL INFORMATION

Head Coach: Tim La Kose (CS Northridge, 1991)  
School Record: 142-33 (6 years)  
Career Record: 278-100 (14 years)  
Assistant Coaches: Amy Parrish, Greg McCall  
2006-07 Record/Conf. Record: 23-6/20-2 (1st)  
Starters Ret./Lost: 2/3  
Letterwinners Ret./Lost: 5/6

### MEDIA RELATIONS

WBB SID: Kevin Gilmore  
SID Office Phone: (661) 654-6071  
SID Cell Phone: (661) 428-1278  
SID FAX: (661) 654-6978  
Press Row Phone: (661) 654-2126  
Email: kgilmore@csb.edu  
Web Site: www.gorunners.com

### Returning Starters, Yr., Pos., ppg, rpg Kelley Tarver, JR, G, 11.8 ppg, 3.3 rpg Krista Arase, JR, G, 7.7 ppg, 1.8 rpg

### 2007-08 SCHEDULE

Nov. 9 San Diego 7:00 p.m.  
Nov. 13 Houston 7:00 p.m.  
Nov. 16 at Pepperdine 7:00 p.m.  
Nov. 20 at UC Irvine 7:00 p.m.  
Nov. 23-24 Hilton Concord Thanksgiving Classic  
Dec. 3 The Master's College 7:00 p.m.  
**Dec. 6 San Jose State 7:00 p.m.**  
Dec. 8 San Francisco State 2:00 p.m.  
Dec. 13 Nebraska 7:00 p.m.  
Dec. 15 at Fresno State 1:00 p.m.  
Dec. 19 at CS Northridge 7:00 p.m.  
Dec. 28-29 Loyola Marymount Tournament  
Jan. 4 at Santa Clara 7:00 p.m.  
Jan. 11 vs. New Jersey Tech 7:00 p.m.  
Jan. 12 UT-Pan American 7:00 p.m.  
Jan. 17 Cal Poly 7:00 p.m.  
Jan. 24 Utah Valley State 7:00 p.m.  
Jan. 26 CS Fullerton 7:00 p.m.  
Feb. 9 UC Riverside 7:00 p.m.  
Feb. 13 at UC Santa Barbara 7:00 p.m.  
Feb. 16 at Long Beach State 5:00 p.m.  
Feb. 21 CS Northridge 7:00 p.m.  
Feb. 23 UT-Pan American 7:00 p.m.  
March 1 at Utah Valley State 1:00 p.m.  
March 6-8 NCAA Division I Independent Tournament

## San Francisco Dec. 9 – War Memorial Gym



Tanya Haave  
Head Coach



Dominique Carter  
Guard

### SCHOOL INFORMATION

Location: San Francisco, Calif.  
Enrollment: 7,800  
Nickname: Dons  
School Colors: Green & Gold  
Conference: West Coast  
Arena (Capacity): War Memorial Gym (5,300)  
President: Fr. Stephan J. Privett  
Athletics Director: Debra Gore-Mann

### BASKETBALL INFORMATION

Head Coach: Tanya Haave (Tennessee, 1984)  
School Record: 10-21 (1 year)  
Career Record: 10-21 (1 year)  
Assistant Coaches: Abby Conklin, Shanele Stires, Marta Menuez  
2006-07 Record/Conf. Record: 10-21/3-11 (7th)  
Starters Ret./Lost: 4/1  
Letterwinners Ret./Lost: 8/6

### MEDIA RELATIONS

WBB SID: James Scharmann  
SID Office Phone: (415) 422-6161  
SID Cell Phone: (415) 912-9752  
SID FAX: (415) 422-2929  
Press Row Phone: (415)  
Email: jscharmann@usfca.edu  
Web Site: www.usfdons.com

### Returning Starters, Yr., Pos., ppg, rpg Dominique Carter, SR, G, 14.6 ppg, 5.3 rpg Shay Rollins, JR, G, 10.7 ppg, 3.5 rpg Heidi Heintz, SO, G, 6.4 ppg, 4.0 rpg Nykia Peace, SR, G, 5.7 ppg, 5.0 rpg

### 2007-08 SCHEDULE

Nov. 11 at Northern Colorado 2:00 p.m.  
Nov. 13 at Colorado State 7:00 p.m.  
Nov. 23-24 odwalla Classic  
Nov. 28 at Stanford 7:00 p.m.  
Dec. 2 at Oregon State 2:00 p.m.  
Dec. 5 Sacramento State 6:00 p.m.  
**Dec. 9 San Jose State 2:00 p.m.**  
Dec. 15 Cal Poly 7:00 p.m.  
Dec. 18 Eastern Washington 7:00 p.m.  
Dec. 20 UC Davis 7:00 p.m.  
Dec. 30 at Nevada 2:00 p.m.  
Jan. 3 Wyoming 7:00 p.m.  
Jan. 12 San Diego 2:00 p.m.  
Jan. 17 Portland 7:00 p.m.  
Jan. 19 Gonzaga 2:00 p.m.  
Jan. 24 at Saint Mary's 7:00 p.m.  
Jan. 26 at Santa Clara 7:00 p.m.  
Jan. 31 Pepperdine 7:00 p.m.  
Feb. 2 Loyola Marymount 2:00 p.m.  
Feb. 9 at San Diego 2:00 p.m.  
Feb. 14 at Gonzaga 7:00 p.m.  
Feb. 16 at Portland 2:00 p.m.  
Feb. 21 Saint Mary's 7:00 p.m.  
Feb. 23 Santa Clara 7:00 p.m.  
Feb. 28 at Loyola Marymount 7:00 p.m.  
March 1 at Pepperdine 2:00 p.m.  
March 6-9 WCC Tournament



## Washington State Dec. 16 – Friel Court



June Daugherty  
Head Coach



Katie Appleton  
Guard

### SCHOOL INFORMATION

Location: ..... Pullman, Wash.  
Enrollment: ..... 23,300  
Nickname: ..... Cougars  
School Colors: ..... Crimson & Gray  
Conference: ..... Pacific-10  
Arena (Capacity): ..... Friel Court (11,566)  
President: ..... Dr. Elson S. Floyd  
Athletics Director: ..... Jim Sterk

### BASKETBALL INFORMATION

Head Coach: ..... June Daugherty (Ohio State, 1978)  
School Record: ..... First Year  
Career Record: ..... 314-213 (18 years)  
Associate Head Coach: ..... Mike Daugherty  
Assistant Coaches: ..... Mo Hines, Brian Holsinger  
2006-07 Record/Conf. Record: ..... 5-24/1-17 (10th)  
Starters Ret./Lost ..... 3/2  
Letterwinners Ret./Lost: ..... 7/6

### MEDIA RELATIONS

WBB SID: ..... Joe Nickell  
SID Office Phone: ..... (509) 335-5785  
SID Cell Phone: ..... (509) 361-4338  
SID FAX: ..... (509) 335-0267  
Press Row Phone: ..... (509) 335-2684  
Email: ..... jnickell@wsu.edu  
Web Site: ..... www.wsucougars.com

### Returning Starters, Yr., Pos., ppg, rpg

Katie Appleton, JR, G, 8.1 ppg, 2.7 apg  
Colleen Betteridge, SO, G, 5.2 ppg, 2.4 apg  
Eboney Coates, JR, C, 4.3 ppg, 5.3 rpg

### 2007-08 SCHEDULE

Nov. 9 Portland ..... 4:00 p.m.  
Nov. 13 Santa Clara ..... 7:00 p.m.  
Nov. 18 at Eastern Washington ..... TBA  
Nov. 23-24 Junkanoo Jam  
Nov. 28 Idaho ..... 7:00 p.m.  
Dec. 1 Texas Tech ..... 2:00 p.m.  
Dec. 9 Boise State ..... 3:00 p.m.  
**Dec. 16 San Jose State ..... 2:00 p.m.**  
Dec. 18 at Montana ..... 6:00 p.m.  
Dec. 21 at Long Beach State ..... 7:00 p.m.  
Dec. 28 at Stanford ..... 7:00 p.m.  
Dec. 30 at California ..... 2:00 p.m.  
Jan. 4 Washington ..... 7:00 p.m.  
Jan. 10 USC ..... 7:00 p.m.  
Jan. 12 UCLA ..... 2:00 p.m.  
Jan. 17 at Oregon ..... 7:00 p.m.  
Jan. 19 at Oregon State ..... 7:00 p.m.  
Jan. 24 Arizona ..... 7:00 p.m.  
Jan. 26 Arizona State ..... 2:00 p.m.  
Feb. 2 at Washington ..... 1:00 p.m.  
Feb. 8 at UCLA ..... 7:00 p.m.  
Feb. 10 at USC ..... 2:00 p.m.  
Feb. 15 Oregon State ..... 7:00 p.m.  
Feb. 17 Oregon ..... 2:00 p.m.  
Feb. 21 at Arizona State ..... 6:30 p.m.  
Feb. 23 at Arizona ..... 2:00 p.m.  
Feb. 29 California ..... 7:00 p.m.  
March 2 Stanford ..... 2:00 p.m.  
March 7-10 Pac-10 Tournament

## Kansas Dec. 19 – The Event Center



Bonnie Hendrickson  
Head Coach



Taylor McIntosh  
Forward

### SCHOOL INFORMATION

Location: ..... Lawrence, Kan.  
Enrollment: ..... 29,624  
Nickname: ..... Jayhawks  
School Colors: ..... Crimson & Blue  
Conference: ..... Big 12  
Arena (Capacity): ..... Allen Fieldhouse (16,300)  
Chancellor: ..... Dr. Robert Hemenway  
Athletics Director: ..... Lew Perkins

### BASKETBALL INFORMATION

Head Coach: Bonnie Hendrickson (St. Cloud State, 1986)  
School Record: ..... 40-49 (3 years)  
Career Record: ..... 198-111 (10 years)  
Assistant Coaches: ..... Karen Lange, Kyra Elzy,  
..... Katie O'Connor  
2006-07 Record/Conf. Record: ..... 11-20/4-12 (11th)  
Starters Ret./Lost ..... 3/2  
Letterwinners Ret./Lost: ..... 11/3

### MEDIA RELATIONS

WBB SID: ..... Katy Lonergan  
SID Office Phone: ..... (785) 864-7314  
SID Cell Phone: ..... (785) 691-7026  
SID FAX: ..... (785) 864-7944  
Press Row Phone: ..... (785) 864-3417  
Email: ..... katyl@ku.edu  
Web Site: ..... www.kuathletics.com

### Returning Starters, Yr., Pos., ppg, rpg

Danielle McCray, SO, F, 10.5 ppg, 4.8 rpg  
Kelly Kohn, SO, G, 9.8 ppg, 3.3 rpg  
Taylor McIntosh, SR, F, 6.8 ppg, 6.0 rpg

### 2007-08 SCHEDULE

Nov. 11 Hartford ..... 2:00 p.m.  
Nov. 14 UMKC ..... 7:00 p.m.  
Nov. 23-24 SMU Tournament  
Nov. 27 Creighton ..... 7:00 p.m.  
Dec. 2 Saint Louis ..... 4:00 p.m.  
Dec. 6 Marquette ..... 7:00 p.m.  
Dec. 9 Indiana ..... 2:00 p.m.  
Dec. 16 UC Riverside ..... 7:00 p.m.  
**Dec. 19 at San Jose State ..... 7:00 p.m.**  
Dec. 21 at California ..... 6:00 p.m.  
Dec. 30 Boston ..... 2:00 p.m.  
Jan. 4 at Xavier ..... 5:00 p.m.  
Jan. 9 Oklahoma State ..... 7:00 p.m.  
Jan. 12 at Nebraska ..... 11:30 a.m.  
Jan. 16 at Baylor ..... 6:00 p.m.  
Jan. 19 Missouri ..... 2:00 p.m.  
Jan. 22 at Colorado ..... 7:00 p.m.  
Jan. 26 Texas A&M ..... 7:00 p.m.  
Jan. 30 at Oklahoma ..... 7:00 p.m.  
Feb. 2 Iowa State ..... 7:00 p.m.  
Feb. 9 at Kansas State ..... 1:00 p.m.  
Feb. 13 Colorado ..... 7:00 p.m.  
Feb. 17 Nebraska ..... 2:00 p.m.  
Feb. 20 at Texas Tech ..... 7:00 p.m.  
Feb. 24 at Missouri ..... 1:30 p.m.  
Feb. 27 Texas ..... 7:00 p.m.  
March 1 at Iowa State ..... 1:00 p.m.  
March 5 Kansas State ..... 7:00 p.m.  
March 11-15 Big 12 Championship

## Santa Clara Dec. 21 – Leavey Center



Michelle Bento-Jackson  
Head Coach



Chandice Cronk  
Guard

### SCHOOL INFORMATION

Location: ..... Santa Clara, Calif.  
Enrollment: ..... 8,377  
Nickname: ..... Broncos  
School Colors: ..... Red & White  
Conference: ..... West Coast  
Arena (Capacity): ..... Leavey Center (4,500)  
President: ..... Rev. Paul Locatelli, S.J.  
Athletics Director: ..... Dan Coonan

### BASKETBALL INFORMATION

Head Coach: Michelle Bento-Jackson (Fresno State, 1992)  
School Record: ..... 78-74 (5 years)  
Career Record: ..... 78-74 (5 years)  
Assistant Coaches: ..... Jenn Bradley, Michelle Cozad,  
..... Anna Martin  
2006-07 Record/Conf. Record: ..... 13-17/5-9 (6th)  
Starters Ret./Lost ..... 2/3  
Letterwinners Ret./Lost: ..... 9/6

### MEDIA RELATIONS

WBB SID: ..... Sabrina Polidoro  
SID Office Phone: ..... (408) 554-4659  
SID Cell Phone: ..... (631) 944-1298  
SID FAX: ..... (408) 554-6942  
Press Row Phone: ..... (408) 554-4655  
Email: ..... spolidoro@scu.edu  
Web Site: ..... www.santaclarabroncos.com

### Returning Starters, Yr., Pos., ppg, rpg

Chandice Cronk, SR, G, 16.0 ppg, 2.8 rpg  
Jenn Gottschalk, SR, F, 10.9 ppg, 6.0 rpg

### 2007-08 SCHEDULE

Nov. 9 at Nevada ..... 7:00 p.m.  
Nov. 13 at Washington State ..... 7:00 p.m.  
Nov. 17 Boise State ..... 7:00 p.m.  
Nov. 20-22 Alaska Shootout  
Nov. 25 Long Beach State ..... 2:00 p.m.  
Nov. 29 UC Santa Barbara ..... 7:00 p.m.  
Dec. 1 at Sacramento State ..... 2:05 p.m.  
Dec. 8 at Pacific ..... 5:00 p.m.  
Dec. 12 at Cal Poly ..... 7:00 p.m.  
**Dec. 21 San Jose State ..... 7:00 p.m.**  
Dec. 29 Northern Arizona ..... 2:00 p.m.  
Dec. 31 CS Fullerton ..... 7:00 p.m.  
Jan. 4 CS Bakersfield ..... 7:00 p.m.  
Jan. 12 Saint Mary's ..... 7:00 p.m.  
Jan. 17 at Loyola Marymount ..... 7:00 p.m.  
Jan. 19 at Pepperdine ..... 2:00 p.m.  
Jan. 24 San Diego ..... 7:00 p.m.  
Jan. 26 San Francisco ..... 7:00 p.m.  
Jan. 30 at Portland ..... 7:00 p.m.  
Feb. 2 at Gonzaga ..... 2:00 p.m.  
Feb. 5 Stanford ..... 7:00 p.m.  
Feb. 9 at Saint Mary's ..... 7:00 p.m.  
Feb. 14 Pepperdine ..... 7:00 p.m.  
Feb. 16 Loyola Marymount ..... 2:00 p.m.  
Feb. 21 at San Diego ..... 7:00 p.m.  
Feb. 23 at San Francisco ..... 7:00 p.m.  
Feb. 28 Gonzaga ..... 7:00 p.m.  
March 1 Portland ..... 2:00 p.m.  
March 6-9 WCC Tournament



# 2007-08 Opponents

## Northern Colorado Dec. 28 – The Event Center



Jaime White  
Head Coach



Whitley Cox  
Guard

### SCHOOL INFORMATION

Location: Greeley, Colo.  
Enrollment: 10,831  
Nickname: Bears  
School Colors: Blue & Gold  
Conference: Big Sky  
Arena (Capacity): Butler-Hancock Sports Pavilion (2,734)  
President: Kay Norton  
Athletics Director: Jay Hinrichs

### BASKETBALL INFORMATION

Head Coach: Jaime White (Southern Utah, 1994)  
School Record: 5-24 (1 year)  
Career Record: 5-24 (1 year)  
Assistant Coaches: Paige Sauer, Dayna Finch, Ryan Johnson  
2006-07 Record/Conf. Record: 5-24, 2-14 (9th)  
Starters Ret./Lost: 1/4  
Letterwinners Ret./Lost: 3/11

### MEDIA RELATIONS

WBB SID: Heather Kennedy  
SID Office Phone: (970) 351-1065  
SID Cell Phone: (970) 978-0675  
SID FAX: (970) 351-1995  
Press Row Phone: (970) 351-2522  
Email: heather.kennedy@unco.edu  
Web Site: www.uncbears.com

### Returning Starters, Yr., Pos., ppg, rpg

Whitley Cox, JR, G, 14.9 ppg, 5.1 rpg

### 2007-08 SCHEDULE

Nov. 11 San Francisco 4:00 p.m.  
Nov. 17 at Oral Roberts 2:05 p.m.  
Nov. 20 Colorado State 7:00 p.m.  
Nov. 23-24 Aggie Thanksgiving Classic  
Nov. 28 at Colorado 7:00 p.m.  
Dec. 2 Pacific 2:00 p.m.  
Dec. 5 Air Force 7:00 p.m.  
Dec. 8 Columbia 7:00 p.m.  
Dec. 17 at Wyoming 7:00 p.m.  
Dec. 19 UMKC 7:00 p.m.  
Dec. 28 at San Jose State 7:00 p.m.  
Dec. 30 at Saint Mary's 2:05 p.m.  
Jan. 3 at Idaho State 7:00 p.m.  
Jan. 5 at Weber State 2:05 p.m.  
Jan. 17 Eastern Washington 7:00 p.m.  
Jan. 19 Portland State 2:00 p.m.  
Jan. 24 at Montana State 7:00 p.m.  
Jan. 26 at Montana 7:00 p.m.  
Jan. 31 at Sacramento State 7:00 p.m.  
Feb. 2 at Northern Arizona 6:30 p.m.  
Feb. 7 Weber State 7:00 p.m.  
Feb. 9 Idaho State 2:00 p.m.  
Feb. 21 at Portland State 7:00 p.m.  
Feb. 23 at Eastern Washington 2:00 p.m.  
Feb. 28 Montana 7:00 p.m.  
March 1 Montana State 2:00 p.m.  
March 6 Northern Arizona 7:00 p.m.  
March 8 Sacramento State 2:00 p.m.

## Utah State Jan. 5– Dee Glen Smith Spectrum Feb. 14 – The Event Center



Raegan Pebley  
Head Coach



Taylor Richards  
Guard

### SCHOOL INFORMATION

Location: Logan, Utah  
Enrollment: 23,908  
Nickname: Aggies  
School Colors: Navy Blue & White  
Conference: Western Athletic  
Arena (Capacity): Dee Glen Smith Spectrum (10,270)  
President: Randy Spetman  
Athletics Director: Stan Albrecht

### BASKETBALL INFORMATION

Head Coach: Raegan Pebley (Colorado, 1997)  
School Record: 33-78 (4 years)  
Career Record: 33-78 (4 years)  
Associate Head Coach: Kristy Flores  
Assistant Coaches: George Brosky, Erin Scholz  
2006-07 Record/Conf. Record: 11-18/7-6 (6th)  
Starters Ret./Lost: 3/2  
Letterwinners Ret./Lost: 9/4

### MEDIA RELATIONS

WBB SID: Ashley McWilliams  
SID Office Phone: (435) 797-1361  
SID Cell Phone: (435) 757-3067  
SID FAX: (435) 797-2615  
Press Row Phone: (435) 797-3443  
Email: ashley.mcwilliams@usu.edu  
Web Site: www.utahstateaggies.com

### Returning Starters, Yr., Pos., ppg, rpg

Taylor Richards, SR, G, 11.8 ppg, 3.8 rpg  
Jenny Gross, SR, F, 9.0 ppg, 3.8 rpg  
Danyelle Snelgro, JR, G, 7.8 ppg, 3.3 rpg

### 2007-08 SCHEDULE

Nov. 9 Pacific 5:00 p.m.  
Nov. 16 at Portland State 7:00 p.m.  
Nov. 18 at Portland 7:00 p.m.  
Nov. 24 Utah Valley 7:00 p.m.  
Nov. 28 at Idaho State 7:00 p.m.  
Dec. 2 at Eastern Washington 2:00 p.m.  
Dec. 8 at Northern Arizona 2:05 p.m.  
Dec. 15 at Utah 3:00 p.m.  
Dec. 17 Montana State 7:00 p.m.  
Dec. 22 Saint Mary's 1:00 p.m.  
Dec. 29 BYU 5:00 p.m.  
Jan. 2 at Southern Utah 7:00 p.m.  
Jan. 5 San Jose State 7:00 p.m.  
Jan. 9 Hawaii 7:00 p.m.  
Jan. 12 at New Mexico State 7:00 p.m.  
Jan. 17 at Boise State 7:00 p.m.  
Jan. 19 at Idaho 7:00 p.m.  
Jan. 24 New Mexico State 7:00 p.m.  
Jan. 26 Louisiana Tech 7:00 p.m.  
Feb. 2 at Nevada 7:00 p.m.  
Feb. 7 at Hawaii 7:00 p.m.  
Feb. 10 at Fresno State 2:00 p.m.  
Feb. 14 at San Jose State 7:00 p.m.  
Feb. 21 Nevada 7:00 p.m.  
Feb. 24 Fresno State 2:00 p.m.  
Feb. 28 at Louisiana Tech 7:00 p.m.  
March 6 Boise State 7:00 p.m.  
March 8 Idaho 7:00 p.m.  
March 11-15 WAC Tournament

## Nevada Jan. 10 – Lawlor Events Center Feb. 7 – The Event Center



Kim Gervasoni  
Head Coach



Dellena Criner  
Guard

### SCHOOL INFORMATION

Location: Reno, Nev.  
Enrollment: 17,000  
Nickname: Wolf Pack  
School Colors: Navy Blue & Silver  
Conference: Western Athletic  
Arena (Capacity): Lawlor Events Center (11,485)  
President: Dr. Milton Glick  
Athletics Director: Cary Groth

### BASKETBALL INFORMATION

Head Coach: Kim Gervasoni (Fresno State, 1989)  
School Record: 41-80 (4 years)  
Career Record: 41-80 (4 years)  
Assistant Coaches: Amanda Levens, Jackie Moore, Darryl Smith  
2006-07 Record/Conf. Record: 17-15/10-6 (3rd)  
Starters Ret./Lost: 3/2  
Letterwinners Ret./Lost: 11/3

### MEDIA RELATIONS

WBB SID: Kristen Saibini  
SID Office Phone: (775) 682-6985  
SID Cell Phone: (775) 303-2518  
SID FAX: (775) 784-4386  
Press Row Phone: (775) 784-4404  
Email: ksaibini@unr.edu  
Web Site: www.nevadawolfpack.com

### Returning Starters, Yr., Pos., ppg, rpg

Dellena Criner, JR, G, 14.6 ppg, 4.0 rpg  
Brandi Fitzgerald, JR, G, 8.4 ppg, 4.4 rpg  
Andrea Sitton, SR, F, 3.2 ppg, 2.6 rpg

### 2007-08 SCHEDULE

Nov. 9 Santa Clara 7:00 p.m.  
Nov. 11 San Diego State 2:00 p.m.  
Nov. 15 at Eastern Washington 7:00 p.m.  
Nov. 17 at Gonzaga 12:00 p.m.  
Nov. 23-24 at UTEP Thanksgiving Tournament  
Dec. 1-2 Nugget Classic  
Dec. 7 at UC Irvine 7:00 p.m.  
Dec. 9 at UC Riverside 2:00 p.m.  
Dec. 16 CS Fullerton 2:00 p.m.  
Dec. 28 UNLV 7:00 p.m.  
Dec. 30 at San Francisco 2:00 p.m.  
Jan. 2 at Utah Valley 3:00 p.m.  
Jan. 10 San Jose State 6:00 p.m.  
Jan. 12 Hawaii 5:00 p.m.  
Jan. 17 at Idaho 7:00 p.m.  
Jan. 19 at Boise State 7:00 p.m.  
Jan. 24 Louisiana Tech 6:00 p.m.  
Jan. 26 New Mexico State 6:00 p.m.  
Jan. 31 at Fresno State 7:00 p.m.  
Feb. 2 Utah State 7:00 p.m.  
Feb. 7 at San Jose State 7:00 p.m.  
Feb. 9 at Hawaii 7:00 p.m.  
Feb. 14 Boise State 6:00 p.m.  
Feb. 16 Idaho 6:00 p.m.  
Feb. 21 at Utah State 7:00 p.m.  
Feb. 28 at New Mexico State 7:00 p.m.  
March 1 at Louisiana Tech 7:00 p.m.  
March 8 at New Mexico State 6:00 p.m.  
March 11-15 WAC Tournament



## Hawai'i

Jan. 19 – The Event Center  
Feb. 23 – Stan Sheriff Center



Jim Bolla  
Head Coach



Tanya Smith  
Forward

### SCHOOL INFORMATION

Location: Honolulu, Hawaii  
Enrollment: 20,357  
Nickname: Rainbow Wahine  
School Colors: Green, Black, Silver & White  
Conference: Western Athletic  
Arena (Capacity): Stan Sheriff Center (10,300)  
Chancellor: Virginia Hinshaw  
Athletics Director: Herman Frazier

### BASKETBALL INFORMATION

Head Coach: Jim Bolla (Pittsburgh, 1976)  
School Record: 44-39 (3 years)  
Career Record: 344-159 (17 years)  
Associate Coaches: Pat Charity, Matthew Paton  
2006-07 Record/Conf. Record: 15-14/9-7 (T4th)  
Starters Ret./Lost: 2/3  
Letterwinners Ret./Lost: 8/6

### MEDIA RELATIONS

WBB SID: TBA  
SID Office Phone: (808) 956-7523  
SID Cell Phone: TBA  
SID FAX: (808) 956-4470  
Press Row Phone: (808) 956-9408  
Email: TBA  
Web Site: www.hawaiiathletics.com

### Returning Starters, Yr, Pos., ppg, rpg

Tanya Smith, SR, F, 10.8 ppg, 9.2 rpg  
Saudra Cariaga, SR, G, 5.1 ppg, 2.6 rpg

### 2007-08 SCHEDULE

Nov 16-18 Waikiki Beach Marriott Classic  
Nov. 23-25 Jack In The Box Rainbow Wahine Classic  
Dec. 14-17 Paradise Classic  
Dec. 20-21 Women of Troy Basketball Classic  
Dec. 28-29 Bank Of Hawaii Invitational  
Jan. 9 at Utah State 7:00 p.m.  
Jan. 12 at Nevada 5:00 p.m.  
Jan. 17 at Fresno State 7:00 p.m.  
**Jan. 19 at San Jose State 7:00 p.m.**  
Jan. 24 Boise State 7:00 p.m.  
Jan. 26 Idaho 7:00 p.m.  
Jan. 31 at New Mexico State 7:05 p.m.  
Feb. 2 at Louisiana Tech 7:00 p.m.  
Feb. 7 Utah State 7:00 p.m.  
Feb. 9 Nevada 7:00 p.m.  
Feb. 21 Fresno State 7:00 p.m.  
**Feb. 23 San Jose State 7:00 p.m.**  
Feb. 28 at Idaho 7:00 p.m.  
March 1 at Boise State 7:00 p.m.  
March 6 Louisiana Tech 7:00 p.m.  
March 8 New Mexico State 7:00 p.m.  
March 11-15 WAC Tournament

## Fresno State

Jan. 22 – Save Mart Center  
Jan. 26 – The Event Center



Adrian Wiggins  
Head Coach



Tierre Wilson  
Guard

### SCHOOL INFORMATION

Location: Fresno, Calif.  
Enrollment: 20,299  
Nickname: Bulldogs  
School Colors: Bulldog Red & Blue  
Conference: Western Athletic  
Arena (Capacity): Save Mart Center (15,596)  
President: Dr. John D. Welty  
Athletics Director: Thomas Boeh

### BASKETBALL INFORMATION

Head Coach: Adrian Wiggins (Cameron, 1995)  
School Record: 49-25 (2 years)  
Career Record: 49-25 (2 years)  
Assistant Coaches: Brett Frank, Sadiia Jones, Becky Hoskins  
2006-07 Record/Conf. Record: 18-13/9-7 (4th)  
Starters Ret./Lost: 1/4  
Letterwinners Ret./Lost: 5/6

### MEDIA RELATIONS

WBB SID: Steve Schaack  
SID Office Phone: (559) 278-2505  
SID Cell Phone: (559) 389-1901  
SID FAX: (559) 278-4689  
Press Row Phone: (559) 347-3699  
Email: sschaack@csufresno.edu  
Web Site: www.gobulldogs.com

### Returning Starters, Yr, Pos., ppg, rpg

Tierre Wilson, SR, G, 14.4 ppg, 6.4 rpg

### 2007-08 SCHEDULE

Nov. 10 California 1:00 p.m.  
Nov. 17 at BYU 6:00 p.m.  
Nov. 24 Oklahoma State 1:00 p.m.  
Nov. 28 at TCU 7:00 p.m.  
Dec. 1 Utah 1:00 p.m.  
Dec. 5 at Loyola Marymount 7:00 p.m.  
Dec. 7 at Long Beach State 7:00 p.m.  
Dec. 12 at Saint Mary's 7:00 p.m.  
Dec. 15 CS Bakersfield 1:00 p.m.  
Dec. 17 at Arizona State 12:00 p.m.  
Dec. 21 Sacramento State 7:00 p.m.  
Dec. 29 at UC Riverside 2:00 p.m.  
Dec. 30 at CS Northridge 4:00 p.m.  
Jan. 3 Louisiana Tech 7:00 p.m.  
Jan. 5 Boise State 1:00 p.m.  
Jan. 12 at Idaho 7:00 p.m.  
Jan. 17 Hawaii 7:00 p.m.  
**Jan. 22 San Jose State 7:00 p.m.**  
**Jan. 26 at San Jose State 7:00 p.m.**  
Jan. 28 at Boise State 7:00 p.m.  
Jan. 31 Nevada 7:00 p.m.  
Feb. 4 at Louisiana Tech 7:00 p.m.  
Feb. 10 Utah State 2:00 p.m.  
Feb. 14 Idaho 7:00 p.m.  
Feb. 21 at Hawaii 7:00 p.m.  
Feb. 23 at Utah State 7:00 p.m.  
March 1 at New Mexico State 7:00 p.m.  
March 6 New Mexico State 7:00 p.m.  
March 8 at Nevada 7:00 p.m.  
March 11-15 WAC Tournament

## Idaho

Jan. 24 – The Event Center  
March 1 – Cowan Spectrum



Mike Divilbiss  
Head Coach



Katie Madison  
Post

### SCHOOL INFORMATION

Location: Moscow, Idaho  
Enrollment: 11,739  
Nickname: Vandals  
School Colors: Silver & Vandal Gold  
Conference: Western Athletic  
Arena (Capacity): Cowan Spectrum (7,000)  
President: Dr. Timothy White  
Athletics Director: Dr. Rob Spear

### BASKETBALL INFORMATION

Head Coach: Mike Divilbiss  
School Record: 78-94 (6 years)  
Career Record: 388-216 (20 years)  
Assistant Coaches: Alison Chase, Jeff Crouse  
2006-07 Record/Conf. Record: 6-22/3-13 (T8th)  
Starters Ret./Lost: 3/2  
Letterwinners Ret./Lost: 6/4

### MEDIA RELATIONS

WBB SID: Spencer Farrin  
SID Office Phone: (208) 885-7065  
SID Cell Phone: (208) 283-6757  
SID FAX: (208) 885-0255  
Press Row Phone: (208) 885-0211  
Email: spencerf@uidaho.edu  
Web Site: www.GoVandals.com

### Returning Starters, Yr, Pos., ppg, rpg

Katie Madison, SO, P, 19.1 ppg, 8.9 rpg  
Sara Dennehy, SR, W, 10.7 ppg, 6.4 rpg  
Charlotte Otero, SO, G, 5.0 ppg, 3.0 rpg

### 2007-08 SCHEDULE

Nov. 9 Montana State 6:00 p.m.  
Nov. 11 Portland 1:00 p.m.  
Nov. 16 at North Dakota State 6:00 p.m.  
Nov. 23-25 Husky Classic Tournament  
Nov. 28 at Washington State 7:00 p.m.  
Dec. 1 North Dakota State 5:30 p.m.  
Dec. 5 at Eastern Washington 7:00 p.m.  
Dec. 8 Portland State 7:00 p.m.  
Dec. 15 at Montana 6:00 p.m.  
Dec. 18 Colorado State 7:00 p.m.  
Dec. 30 at Pacific 4:00 p.m.  
Jan. 3 at New Mexico State 7:00 p.m.  
Jan. 9 at Louisiana Tech 7:00 p.m.  
Jan. 12 Fresno State 7:00 p.m.  
Jan. 17 Nevada 7:00 p.m.  
Jan. 19 Utah State 7:00 p.m.  
**Jan. 24 at San Jose State 7:00 p.m.**  
Jan. 26 at Hawaii 7:00 p.m.  
Feb. 2 Boise State 7:00 p.m.  
Feb. 7 New Mexico State 7:00 p.m.  
Feb. 9 Louisiana Tech 7:00 p.m.  
Feb. 14 at Fresno State 7:00 p.m.  
Feb. 16 at Nevada 6:00 p.m.  
Feb. 21 at Boise State 7:00 p.m.  
Feb. 28 Hawaii 7:00 p.m.  
**March 1 San Jose State 7:00 p.m.**  
March 8 at Utah State 7:00 p.m.  
March 11-15 WAC Tournament



# 2007-08 Opponents

## Boise State

Jan. 31 – The Event Center  
Feb. 28 – Taco Bell Arena



Gordy Presnell  
Head Coach



Jessica Thompson  
Guard

### SCHOOL INFORMATION

Location: Boise, Idaho  
Enrollment: 18,876  
Nickname: Broncos  
School Colors: Royal Blue & Orange  
Conference: Western Athletic  
Arena (Capacity): Taco Bell Arena (12,400)  
President: Dr. Robert W. Kustra  
Athletics Director: Gene Bleymaier

### BASKETBALL INFORMATION

Head Coach: Gordy Presnell (Northwest Nazarene, 1983)  
School Record: 39-24 (2 years)  
Career Record: 435-151 (20 years)  
Assistant Coaches: J.R. Payne, Heather Sower, Toriano Towns  
2006-07 Record/Conf. Record: 24-9/12-4 (T1st)  
Starters Ret./Lost: 3/2  
Letterwinners Ret./Lost: 7/4

### MEDIA RELATIONS

WBB SID: Doug Link  
SID Office Phone: (208) 426-1027  
SID Cell Phone: (208) 861-2796  
SID FAX: (208) 426-3361  
Press Row Phone: (208) 426-1503  
Email: dlink@boisestate.edu  
Web Site: www.broncosports.com

### Returning Starters, Yr., Pos., ppg, rpg

Jessica Thompson, JR, G, 13.7 ppg, 3.7 rpg  
Tasha Harris, JR, G, 10.6 ppg, 4.0 rpg  
Jackie Lee, SR, F, 7.1 ppg, 4.7 rpg

### 2007-08 SCHEDULE

Nov. 11 Montana 2:00 p.m.  
Nov. 17 at Santa Clara 7:00 p.m.  
Nov. 23-24 St. Mary's Tournament  
Nov. 30 at Portland 7:00 p.m.  
Dec. 3 Oral Roberts 7:00 p.m.  
Dec. 7 Washington 7:00 p.m.  
Dec. 9 at Washington State 5:00 p.m.  
Dec. 15 Sacramento State 2:00 p.m.  
Dec. 29 at Idaho State TBA  
Jan. 5 at Fresno State 1:00 p.m.  
Jan. 10 at New Mexico State 7:00 p.m.  
Jan. 12 at Louisiana Tech 7:00 p.m.  
Jan. 17 Utah State 7:00 p.m.  
Jan. 19 Nevada 7:00 p.m.  
Jan. 24 at Hawaii 7:00 p.m.  
Jan. 28 Fresno State 7:00 p.m.  
**Jan. 31 at San Jose State 7:00 p.m.**  
Feb. 2 at Idaho 7:00 p.m.  
Feb. 7 Louisiana Tech 7:00 p.m.  
Feb. 9 New Mexico State 7:00 p.m.  
Feb. 14 at Nevada 7:00 p.m.  
Feb. 21 Idaho 7:00 p.m.  
**Feb. 28 San Jose State 7:00 p.m.**  
March 1 Hawaii 7:00 p.m.  
March 6 at Utah State 7:00 p.m.  
March 11-15 WAC Tournament

## New Mexico State

Feb. 2 – Pam American Center  
Feb. 21 – The Event Center



Darin Spence  
Head Coach



Sherell Neal  
Forward

### SCHOOL INFORMATION

Location: Las Cruces, N.M.  
Enrollment: 16,428  
Nickname: Aggies  
School Colors: Crimson & White  
Conference: Western Athletic  
Arena (Capacity): Pan American Center (12,482)  
President: Dr. Michael Martin  
Athletics Director: Dr. McKinley Boston

### BASKETBALL INFORMATION

Head Coach: Darin Spence (Marymount College, 1985)  
School Record: 45-73 (4 years)  
Career Record: 362-153 (16 years)  
Assistant Coaches: Joel Washington, Brooke Atkinson, Princess Moore  
2006-07 Record/Conf. Record: 13-18/6-10 (7th)  
Starters Ret./Lost: 4/1  
Letterwinners Ret./Lost: 9/5

### MEDIA RELATIONS

WBB SID: Jason Clay  
SID Office Phone: (505) 646-3269  
SID Cell Phone: (505) 642-5783  
SID FAX: (505) 646-2425  
Press Row Phone: (505) 646-3400  
Email: jclay@nmsu.edu  
Web Site: www.nmstatsports.com

### Returning Starters, Yr., Pos., ppg, rpg

Sherell Neal, SR, F, 15.7 ppg, 10.8 rpg  
Anikia Jawara, SR, F, 13.1 ppg, 7.5 rpg  
Monique Bribiescas, SR, G, 7.0 ppg, 2.0 rpg  
Tyshae Walton, JR, G, 4.4 ppg, 1.9 rpg

### 2007-08 SCHEDULE

Nov. 9 at UC Irvine 7:30 p.m.  
Nov. 20 Kent State 7:05 p.m.  
Nov. 23-24 Thanksgiving Classic  
Nov. 28 UTEP 7:05 p.m.  
Dec. 2 New Mexico 3:05 p.m.  
Dec. 5 at BYU 4:30 p.m.  
Dec. 8 at UTEP 7:00 p.m.  
Dec. 16 Wichita State 3:05 p.m.  
Dec. 18 Lamar 7:05 p.m.  
Dec. 21 at New Mexico 7:00 p.m.  
Dec. 29 at Colorado State 2:00 p.m.  
Jan. 3 Idaho 7:05 p.m.  
Jan. 5 Utah Valley State 2:00 p.m.  
Jan. 10 Boise State 7:05 p.m.  
Jan. 12 Utah State 7:05 p.m.  
Jan. 19 at Louisiana Tech 7:00 p.m.  
Jan. 24 at Utah State 7:00 p.m.  
Jan. 26 at Nevada 6:00 p.m.  
Jan. 31 Hawaii 7:05 p.m.  
**Feb. 2 San Jose State 7:05 p.m.**  
Feb. 7 at Idaho 7:00 p.m.  
Feb. 9 at Boise State 7:00 p.m.  
Feb. 14 Louisiana Tech 7:05 p.m.  
**Feb. 21 at San Jose State 7:00 p.m.**  
Feb. 28 Nevada 7:05 p.m.  
March 6 at Fresno State 7:00 p.m.  
March 8 at Hawaii 7:00 p.m.  
March 11-15 WAC Tournament

## Louisiana Tech

Feb. 16 – Thomas Assembly Center  
March 8 – The Event Center



Chris Long  
Head Coach



JoKeirra Sneed  
Forward

### SCHOOL INFORMATION

Location: Ruston, La.  
Enrollment: 11,500  
Nickname: Lady Techsters  
School Colors: Red & Blue  
Conference: Western Athletic  
Arena (Capacity): Thomas Assembly Center (8,000)  
President: Dr. Dan Reneau  
Athletics Director: Jim Oakes

### BASKETBALL INFORMATION

Head Coach: Chris Long (Southern Miss, 1991)  
School Record: 43-18 (2 years)  
Career Record: 43-18 (2 years)  
Associate Head Coach: Jodi Crenshaw  
Assistant Coaches: Brooke Stoehr, Scott Stoehr  
2006-07 Record/Conf. Record: 17-13/12-4 (T1st)  
Starters Ret./Lost: 0/5  
Letterwinners Ret./Lost: 6/6

### MEDIA RELATIONS

WBB SID: Malcolm Butler  
SID Office Phone: (318) 257-3144  
SID Cell Phone: (318) 614-4513  
SID FAX: (318) 257-3757  
Press Row Phone: (318) 257-3144  
Email: mbutler@latech.edu  
Web Site: www.latechsports.com

### Returning Starters, Yr., Pos., ppg, rpg


None

### 2007-08 SCHEDULE

Nov. 20 at Western Kentucky 7:00 p.m.  
Nov. 23-24 at Memphis Tournament  
Nov. 26 at Tennessee 8:00 p.m.  
Dec. 1 Stephen F. Austin 7:00 p.m.  
Dec. 5 at Alabama 7:00 p.m.  
Dec. 8 Southern Miss 7:00 p.m.  
Dec. 11 Louisiana-Monroe 6:00 p.m.  
Dec. 13 Mississippi State 7:00 p.m.  
Dec. 16 LSU 7:00 p.m.  
Dec. 20 at UALR 7:00 p.m.  
Dec. 29 at Sam Houston State 2:00 p.m.  
Dec. 31 McNeese State 1:00 p.m.  
Jan. 3 at Fresno State 7:00 p.m.  
Jan. 9 Idaho 7:00 p.m.  
Jan. 12 Boise State 7:00 p.m.  
Jan. 19 New Mexico State 7:00 p.m.  
Jan. 24 at Nevada 6:00 p.m.  
Jan. 26 at Utah State 7:00 p.m.  
Feb. 2 Hawaii 7:00 p.m.  
Feb. 4 Fresno State 7:00 p.m.  
Feb. 7 at Boise State 7:00 p.m.  
Feb. 9 at Idaho 7:00 p.m.  
Feb. 14 at New Mexico State 7:00 p.m.  
**Feb. 16 San Jose State 7:00 p.m.**  
Feb. 28 Utah State 7:00 p.m.  
March 1 Nevada 7:00 p.m.  
March 6 at Hawaii 7:00 p.m.  
**March 8 at San Jose State 7:00 p.m.**  
March 11-15 WAC Tournament



# Record Book





# All-Time Roster

## -A--B--C-

|                   |       |               |
|-------------------|-------|---------------|
| Elea A'Giza       | ..... | 2001-02       |
| Lora Alexander    | ..... | 1989-90       |
| Ashley Alipate    | ..... | 2006          |
| Terry Anderson    | ..... | 1975          |
| Monet Andrews     | ..... | 2002          |
| Diane Augmon      | ..... | 1983          |
| Lamisha Augustine | ..... | 2002-06       |
| Elinor Banks      | ..... | 1978-81       |
| Myosha Barnes     | ..... | 2006-07       |
| Kathleen Barrett  | ..... | 1996-99       |
| Jeanette Bean     | ..... | 1983          |
| Marianne Belgen   | ..... | 1982          |
| Lee Bernardino    | ..... | 1978-79       |
| Jennifer Biondi   | ..... | 1985          |
| Sherri Boone      | ..... | 1986          |
| Jessica Borello   | ..... | 2001          |
| Lindy Boretti     | ..... | 1977          |
| Vicki Boyd        | ..... | 1975          |
| Chantelle Brazzel | ..... | 1999-2000     |
| Mary Brennan      | ..... | 1985-86       |
| Sheila Brewer     | ..... | 1992          |
| Hulett Brooks     | ..... | 1990, 1992-94 |
| Marilyn Brown     | ..... | 1991          |
| Sheila Brown      | ..... | 1981-84       |
| Shemekia Brown    | ..... | 1992-95       |
| Daphne Brownson   | ..... | 1992-95       |
| Shana Buchanan    | ..... | 2001          |
| Jackie Burress    | ..... | 1983          |
| Denise Burtis     | ..... | 1980-81       |
| Danna Campbell    | ..... | 1997-98       |
| Sarah Cantway     | ..... | 1996          |
| Suzanne Carlos    | ..... | 1975          |
| La Tasha Causey   | ..... | 1988-90, 1992 |
| Chrissy Chang     | ..... | 1994          |
| Rhoda Chew        | ..... | 1982-85       |
| Stephanie Childs  | ..... | 1991-92       |
| Donna Clark       | ..... | 1984          |

## -D--E--F-

|                    |       |             |
|--------------------|-------|-------------|
| Celina Dagnino     | ..... | 1998-2000   |
| Dafina Dailey      | ..... | 1999        |
| Tamiko Davis       | ..... | 2007        |
| Adia Dawson        | ..... | 1995-96, 98 |
| Susan Day          | ..... | 1978-80     |
| Gail Dennis        | ..... | 1995-96     |
| Phyllis DiGeronimo | ..... | 1988-89     |
| Crissy DiLuzio     | ..... | 2000        |
| Sandra Dorsey      | ..... | 1975        |
| Patty Duke         | ..... | 1987        |
| Cindy Durio        | ..... | 1976        |
| Connie Ebanez      | ..... | 1978        |
| Wendy Elvord       | ..... | 1982        |
| Brenda Farley      | ..... | 1985        |
| Breana Fields      | ..... | 2006        |
| Kayla Forster      | ..... | 2003-04     |
| Dana Foster        | ..... | 1983-86     |
| Toni Foster        | ..... | 1977        |
| Lisa Fraser        | ..... | 1979        |

## -G--H--I-

|                |       |         |
|----------------|-------|---------|
| April Gafford  | ..... | 1986-87 |
| Cindy Galarza  | ..... | 1981-82 |
| Winnia Gazaway | ..... | 1979-82 |
| Nica Gemo      | ..... | 2004-05 |



*Elea A'Giza was second on the team in scoring in 2001-02. She played at San Jose State for two seasons and was named a WAC Player of the Week during the 2001-02 season.*

|                   |       |           |
|-------------------|-------|-----------|
| Rochell Gentry    | ..... | 1975      |
| Kristine Germone  | ..... | 1988      |
| Megan Gluhan      | ..... | 1998-2000 |
| Chris Gonzales    | ..... | 1976      |
| Michelle Gossman  | ..... | 1995      |
| Roxane Grayson    | ..... | 1980-81   |
| Amber Hall        | ..... | 2006-07   |
| Jaime Hall        | ..... | 2006-07   |
| Sally Halvorson   | ..... | 1977-79   |
| Jana Ham          | ..... | 1976      |
| Shatiqua Hampton  | ..... | 1996      |
| Michelle Hanson   | ..... | 1997-98   |
| Rhonda Hanson     | ..... | 1978      |
| Lindsay Harris    | ..... | 2004-05   |
| Lois Harris       | ..... | 1999-2000 |
| Tiffany Hearn     | ..... | 2003      |
| Melissa Henderson | ..... | 2003      |
| Wanda Henderson   | ..... | 1975      |
| Joanne Hernandez  | ..... | 1982-83   |
| Alisha Hicks      | ..... | 2006-07   |
| Janie Hillyer     | ..... | 1975-78   |
| Judy Hillyer      | ..... | 1975-76   |
| Lori Hoffman      | ..... | 1977      |
| Lori Hogen        | ..... | 1975-76   |
| Lori Holder       | ..... | 1984      |
| Cheryl Hooper     | ..... | 1984      |
| Rebecca Hunt      | ..... | 1995-96   |
| La'Trese Hunter   | ..... | 1989-90   |
| Diseph Igoni      | ..... | 2001      |
| Lisa Imahara      | ..... | 1987      |
| Brittany Imaku    | ..... | 2006      |
| Kim Inman         | ..... | 1985-86   |
| Erin Irving       | ..... | 1996-98   |
| LaDonna Irving    | ..... | 1992-95   |

## -J--K--L-

|                |       |         |
|----------------|-------|---------|
| Amber Jackson  | ..... | 2005-06 |
| Lynette Jacobs | ..... | 2007    |
| Cathy Johnson  | ..... | 1977    |

|                   |       |                  |
|-------------------|-------|------------------|
| Debbie Johnson    | ..... | 1978-80, 1982    |
| Kendra Johnson    | ..... | 1987             |
| Natasha Johnson   | ..... | 1996-2000        |
| Rachel Johnson    | ..... | 1999             |
| Teddi Johnson     | ..... | 1986-89          |
| Bridgette Jones   | ..... | 1986             |
| Dana Jones        | ..... | 1988-91          |
| Myiesha Jones     | ..... | 2001             |
| Jessica Kellogg   | ..... | 2001-05          |
| Barbara Kelly     | ..... | 1976-77          |
| Monica Kerns      | ..... | 1991             |
| Liz Keough        | ..... | 1977             |
| Jan Khamashta     | ..... | 1978             |
| Bernadette Knight | ..... | 1993-94          |
| Elaina Knight     | ..... | 1996             |
| Roberta Lawson    | ..... | 1984-85          |
| Elana Layton      | ..... | 1978             |
| Mary Beth Ledesma | ..... | 1984-85, 1987-88 |
| Cathy Lee         | ..... | 1977             |
| Lisa Little       | ..... | 1993             |
| Patti Lindh       | ..... | 1976             |

## -M--N--O-

|                   |       |         |
|-------------------|-------|---------|
| Tenecia Macon     | ..... | 2003    |
| Debbie Malchow    | ..... | 1975    |
| Karen Mason       | ..... | 1978-81 |
| Jane Masunagu     | ..... | 1975-76 |
| Patti McBride     | ..... | 1975-76 |
| Dominica McCord   | ..... | 1993-95 |
| Renee McFarland   | ..... | 1997    |
| Aisha McGee       | ..... | 1999    |
| Ranice McGee      | ..... | 1977    |
| Erica McGlaston   | ..... | 2004-05 |
| Cindy McGovern    | ..... | 1977    |
| Tiffany McKneely  | ..... | 2004    |
| Pam McNelis       | ..... | 1988    |
| Heather McPherson | ..... | 1990    |



*Kim Miller was a two-year letterwinner at San Jose State and led the team in assists with 103 in 1996-97.*



Julie Meeks .....1975  
 Patty Meiner .....1988-90  
 Kim Miller .....1996-97  
 Danielle Mirante .....1994-95  
 Noelle Mitchell .....1975-76  
 Angela Modin .....1998-99  
 Tricia Montgomery .....1992-93  
 Chris Mooring .....1977  
 Brittany Morris .....2004-06  
 Sabrina Murphy .....2005-06  
 Linda Nichols .....1976  
 Kimberly Noble .....2005  
 Raylene Ochoa .....1976-79  
 Gayle Olsen .....1985  
 Ciara Omar .....1999  
 Madeline Orr .....1976

**-P--R-**

Jodi Page .....1989-90  
 Kylie Page .....1996  
 Lori Palmquist .....1975  
 Atari Parker .....2001-02  
 Tina Parrott .....1987  
 Mary Pasek .....1975  
 Sandy Pearsall .....1977  
 Joanne Peixoto .....1975-76  
 Pam Pember .....1991-92  
 Monica Pepple .....1977  
 Liliana Perez .....1988  
 Jan Peterson .....1977  
 Sheryl Peterson .....1975  
 Robin Poppoff .....1975  
 Brittany Powell .....2007  
 Nikki Prescott .....2002-03  
 Mandy Purnell .....1978  
 Peggy Rambeau .....1988  
 Diana Ramirez .....1976  
 Regina Ramirez .....1980



MiaTonya Smith played two seasons at San Jose State. She led the Spartans in blocked shots with 22 during the 2001-02 season.



Teoma Taylor played in 113 games at San Jose State from 2001-04. She grabbed 19 rebounds against Boise State on January 2, 2003.

Maya Rawls .....1993-95  
 Autumn Reede .....1999  
 Gayle Rennek .....1976  
 Allania Reynolds .....2004  
 Theresa Ribera .....1975  
 Heather Ridnour .....1998  
 Kerry Rosenberg .....1975

**-S-**

Sandi Satre .....1979-81  
 Sonya Satre .....1978  
 Rozlan Saunders .....1980  
 Katie Schneider .....2001-02  
 Carol Scott .....1975  
 Gretchen Seeley .....1993-94  
 Lindsay Shank .....1975  
 Kim Sheehy .....2003  
 Christina Shoaf .....2006  
 Maria Silverio .....1991  
 Kim Skaggs .....1989-92  
 Renee Simmons .....1978  
 LaTanya Simmons .....1983-84  
 Amy Smith .....1994  
 Ayana Smith .....1995-96, 98-99  
 Chaunita Smith .....2002-03  
 Danada Smith .....2001  
 Japora Smith .....1985  
 Juliana Smith .....2000  
 Karen Smith .....1989-92  
 LaVerne Smith .....1984  
 MiaTonya Smith .....2001-02  
 Chris Snyder .....1989, 1991  
 Jan Spalding .....1976-78  
 Sasha Spalding .....1996-2000  
 Natalie St. Mary .....1982-83  
 Vickie Stanbridge .....1975

Kari Steele .....1994-97  
 Joyce Stewart .....1986-88  
 Shari Stoullil .....1984  
 Dana Stout .....1975  
 Bernadette Sufflé .....2000  
 Teri (Palmer) Swarbrick .....1977, 1980

**-T--U--V-**

Tatiana Taylor .....2001-04  
 Teoma Taylor .....2001-04  
 Johnnie Thomas .....1987-88  
 Robin Thompson .....1981-84  
 Wanda Thompson .....1978-81  
 Tamara Tigue .....1987, 1989-90  
 Pam Trombatore .....1976  
 Chene Tuimoloau .....2004  
 Cathy Turner .....1979  
 Joi Turner .....1994-97  
 Sharon Turner .....1982-84, 1986  
 Anetero Uiagalelei .....2005-06  
 Angela Vadnais .....1986  
 Chela Vasquez .....1976

**-W--Y--Z-**

Karen Ward .....1981-82  
 Sue Webb .....1977  
 Tiffany Wells .....2003  
 Natalie White .....2006-07  
 Cricket Williams .....2001-04  
 Elisha Williams .....1997-98  
 Francine Williams .....1993  
 Kalia Williams .....2006-07  
 Taja Winston .....1985-86  
 Courtney Wittstruck .....1998  
 Shannon Wooten .....1994  
 Megan Wrinkle .....1991  
 Debbie Yanaguhara .....1975-76  
 Sherry Yudt .....1990-93  
 Yvonne Zandi .....1996-97



Anetero Uiagalelei played two seasons for the Spartans and ranks 10th all-time in three-point field goals made with 37.



# Team Records

## POINTS

|                        |            |                                 |
|------------------------|------------|---------------------------------|
| Game                   | .....103   | vs. San Francisco St., 12/5/80  |
| Season                 | .....2,301 | 1979-80, 31 games               |
| Season average         | .....78.9  | 1978-79, 28 games, 2,208 points |
| Largest winning margin | .65        | vs. Cal Poly (1/6/79), 96-31    |
| Largest losing margin  | ..80       | vs. Long Beach State            |
| .....                  | .....      | (2/14/87), 149-69               |

## FEWEST POINTS

|                   |            |                   |
|-------------------|------------|-------------------|
| Half              | .....7     | vs. Rice, 2/17/00 |
| Game              | .....26    | vs. Utah, 2/18/99 |
| Season            | .....1,294 | 1998-99, 27 games |
| Season Average    | .....47.9  | 1998-99, 27 games |
| Conference Season | .....632   | 1998-99, 14 games |

## FIELD GOALS MADE

|        |          |                     |
|--------|----------|---------------------|
| Game   | .....44  | vs. Arizona, 1/4/79 |
| Season | .....972 | 1979-80, 31 games   |

## FIELD GOALS ATTEMPTED

|        |            |                          |
|--------|------------|--------------------------|
| Game   | .....109   | vs. Santa Clara, 2/22/78 |
| Season | .....2,230 | 1979-80, 31 games        |

## THREE-POINT FIELD GOALS MADE

|        |          |                               |
|--------|----------|-------------------------------|
| Game   | .....13  | vs. Long Beach State, 2/13/94 |
| Season | .....146 | 1999-2000, 27 games           |

## THREE-POINT FIELD GOALS ATTEMPTED

|        |          |                               |
|--------|----------|-------------------------------|
| Game   | .....30  | vs. Long Beach State, 2/13/94 |
| Season | .....493 | 2000-01, 29 games             |

## FREE THROWS MADE

|        |          |                   |
|--------|----------|-------------------|
| Game   | .....30  | vs. TCU, 2/7/98   |
| Season | .....399 | 2000-01, 29 games |

## FREE THROWS ATTEMPTED

|        |          |                                |
|--------|----------|--------------------------------|
| Game   | .....47  | vs. San Francisco St., 12/5/80 |
| Season | .....642 | 1993-94, 27 games              |

## FREE THROW PERCENTAGE

|        |          |                           |
|--------|----------|---------------------------|
| Game   | .....929 | vs. Santa Clara, 12/11/91 |
| Season | .....684 | 2000-01, 29 games         |

## REBOUNDS

|                |            |                          |
|----------------|------------|--------------------------|
| Game           | .....87    | vs. Fresno State, 2/2/79 |
| Season         | .....1,578 | 1978-79, 28 games        |
| Season average | .....56.4  | 1978-78, 28 games        |

## ASSISTS

|                |           |                   |
|----------------|-----------|-------------------|
| Game           | .....30   | vs. USF, 2/17/78  |
| Season         | .....466  | 1977-78, 27 games |
| Season average | .....21.0 | 1977-78, 27 games |

## STEALS

|                |           |                              |
|----------------|-----------|------------------------------|
| Game           | .....35   | vs. Washington State, 2/8/80 |
| Season         | .....525  | 1979-80, 31 games            |
| Season average | .....16.9 | 1979-80, 31 games            |

## BLOCKED SHOTS

|                |          |                   |
|----------------|----------|-------------------|
| Game           | .....19  | vs. USF, 2/10/79  |
| Season         | .....198 | 1978-79, 28 games |
| Season average | .....7.1 | 1978-79, 28 games |

## The Last Time...

### A PLAYER SCORED 30 OR MORE POINTS:

35, Lamisha Augustine, vs. Colo. State, Dec. 10, 2005

### A PLAYER COLLECTED 20 OR MORE REBOUNDS:

20, Lora Alexander, vs. UC Santa Barbara, Feb 23, 1989

### A PLAYER COLLECTED 8 OR MORE ASSISTS:

9, Myosha Barnes, at Idaho, March 3, 2007

### A PLAYER HAD 5 OR MORE STEALS:

8, Alisha Hicks, vs. Utah State, February 3, 2007

### A PLAYER HAD 5 OR MORE BLOCKED SHOTS:

7, Amber Hall, vs. Idaho, March 6, 2007

### A PLAYER MADE 10 OR MORE FIELD GOALS:

11, Brittany Powell, vs. Idaho, February 1, 2007

### A PLAYER MADE 10 OR MORE FREE THROWS:

10, Lamisha Augustine, vs. Hawai'i, February 4, 2006

### A PLAYER MADE 5 OR MORE 3-POINT FG:

5, Lamisha Augustine, vs. Colorado State, Dec. 10, 2005

### SAN JOSE STATE SCORED 100 OR MORE POINTS:

100 (111-100 OT) vs. Sacramento State, Dec. 10, 1993

### A TEAM SCORED 100 OR MORE POINTS VS. SJSU:

108 (108-56), by Colorado State, February 21, 1998

### SAN JOSE STATE WON BY 30 OR MORE POINTS:

31 (70-39) at Sacramento State, December 9, 2003

### SAN JOSE STATE LOST BY 30 OR MORE POINTS:

35 (98-63), at South Dakota State, December 20, 2006

### 20/20 CLUB

(20 points, 20 rebounds in same game)

27 points, 20 rebounds

Lora Alexander, vs. UC Santa Barbara (2/23/89)



The 2003-04 Spartan defense was one of the stingiest in recent history, holding opponents to 37.3 percent from the field and ranking nationally in field goal percentage defense.



## POINTS

Game . . . . .41 Hulett Brooks, vs. Sacramento State, 12/10/93  
 Season . . . . .571 Cricket Williams, 28 games, 2003-03  
 Season avg.20.8 Natalie St. Mary (540 pts.), 26 games, 1982-83  
 Career . .1,760 Karen Mason, 111 games, 1977-81  
 Career avg.18.2 Lora Alexander (1,017 pts.), 56 games, 1988-90

## FIELD GOALS MADE

Game . . . . .16 Natalie St. Mary (23 att.), vs. Cal Poly, 11/20/82  
 Season . . . .233 Natalie St. Mary (515 att.), 26 games, 1982-83  
 Career . . .730 Elinor Banks (1,609 att.), 110 games, 1977-81

## FIELD GOALS ATTEMPTED

Game . . . . .33 Hulett Brooks (14 made), vs. Sacramento St., 12/10/93  
 Season . . . .515 Natalie St. Mary (233 made), 26 games, 1982-83  
 Career . .1,609 Elinor Banks (730 made), 110 games, 1977-81

## FIELD GOAL PERCENTAGE

Game . . . . .846 Tatiana Taylor (11-13), vs. Boise State, 1/22/04  
 Season . . . .659 Amber Jackson (205-311), 30 games, 2004-05  
 Career . . .488 Winnia Gazaway (311-637), 71 games, 1977-81

## THREE-POINT FIELD GOALS MADE

Game . . . . .8 Gretchen Seeley (14 att.), vs. Long Beach St., 2/13/94  
 Season . . . .74 Kari Steele (187 att.), 28 games, 1996-97  
 Career . . .199 Kari Steele (575 att.), 110 games, 1994-97

## THREE-POINT FIELD GOALS ATTEMPTED

Game . . . . .14 Kari Steele (7 made), vs. Air Force, 2/15/97  
 . . . . .14 Gretchen Seeley (8 made), vs. Long Beach St., 2/13/94  
 Season . . . .212 Jessica Kellogg (70 made), 28 games, 2002-03  
 Career . . .575 Kari Steele (199 made), 110 games, 1994-97

## FREE THROWS MADE

Game . . . . .15 Lindsay Harris (16 att.) vs. Rice, 3/11/2005  
 . . . . .15 Karen Mason (17 att.), vs. Cal Poly Pomona, 12/10/77  
 Season . . . .152 Cricket Williams (240 att.), 28 games, 2002-03  
 Career . . .466 Cricket Williams (732 att.), 105 games, 2001-04

## FREE THROWS ATTEMPTED

Game . . . . .18 Lora Alexander (11 made), vs. Long Beach St., 1/7/89  
 Season . . . .240 Cricket Williams (152 made), 28 games, 2002-03  
 Career . . .732 Cricket Williams (466 made), 105 games, 2001-04

## REBOUNDS

Game . . . . .21 Rhoda Chew, vs Santa Clara, 2/21/84  
 . . . . .21 Rhoda Chew, vs. Pacific, 12/8/84  
 Season . . .329 Rhoda Chew, 26 games, 1983-84  
 Season avg.12.7 Rhoda Chew (329), 26 games, 1983-84  
 Career . .1,062 Elinor Banks, 110 games, 1977-81  
 Career avg.11.1 Lora Alexander (622), 56 games, 1988-90

## ASSISTS

Game . . . . .16 Cricket Williams, vs. Tulsa, 3/2/03  
 . . . . .16 Liz Keough, vs. Stanislaus State, 1976-77  
 Season . . .211 Wanda Thompson, 27 games, 1977-78  
 Season avg. 7.8 Wanda Thompson (211), 27 games, 1977-78  
 Career . . .742 Wanda Thompson, 113 games, 1977-78  
 Career avg. 6.6 Wanda Thompson (742), 113 games, 1977-78

## STEALS

Game . . . . .12 Natalie St. Mary, vs. Cal Poly, 11/20/82  
 Season . . .136 Wanda Thompson, 31 games, 1979-80  
 Season avg. 4.4 Wanda Thompson (136), 31 games, 1979-80  
 Career . . .434 Wanda Thompson, 113 games, 1977-81  
 Career avg. 3.8 Wanda Thompson (434), 113 games, 1977-81

## BLOCKED SHOTS

Game . . . . .7 Nica Gemo, vs. Boise State, 1/20/2005  
 . . . . .7 Rhoda Chew, vs. Washington State, 1/20/83  
 Season . . . .58 Lamisha Augustine, 28 games, 2005-06  
 Season avg. 2.1 Lamisha Augustine (58), 28 games, 2005-06  
 Career . . .156 Elinor Banks, 110 games, 1977-81  
 Career avg. 1.9 Elinor Banks (156), 110 games, 1977-81

## TOP SCORING EFFORTS

- 41 Hulett Brooks, vs. Sacramento State (12/10/93)
- 38 Danada Smith, vs. Long Island (12/30/00)
- 36 Natalie St. Mary, vs. Cal Poly SLO (11/20/82)
- Lora Alexander, vs. Santa Clara (12/20/88)
- 35 Karen Mason, vs. Cal State Fullerton (12/6/80)
- Hulett Brooks, vs. UNLV (2/17/94)
- Kari Steele, vs. Air Force (2/15/97)
- Lamisha Augustine, vs. Colorado State (12/10/05)
- 34 Tatiana Taylor, vs. Nevada (3/6/04)
- 33 Kylie Page, vs. Montana State (12/30/95)
- Lora Alexander, vs. Long Beach State (2/24/90)
- 32 Johnnie Thomas, vs. UC Santa Barbara (1/10/87)
- Hulett Brooks, vs. Loyola Marymount (12/29/93)
- Cricket Williams, vs. SMU (1/11/03)
- Jessica Kellogg, vs. Tulsa (3/2/03)
- Amber Jackson, vs. Nevada (12/30/04)
- 31 Lora Alexander, vs. Long Beach State (1/7/89)
- Hulett Brooks, vs. Cal State Northridge (12/30/93)
- 30 Karen Mason, vs. Stanford (2/24/79)
- Winnia Gazaway, vs. Pacific (1/16/82)
- Rhoda Chew, vs. Idaho State (12/27/84)
- Rhoda Chew, vs. California (3/1/85)

- Lora Alexander, vs. UNLV (2/22/90)
- Courtney Wittstruck, vs. Nevada (12/29/97)
- Sasha Spalding, vs. TCU (1/8/98)
- Atari Parker, vs. Hawaii (1/21/01)
- Cricket Williams, vs. UTEP (3/6/03)

## TOP REBOUNDING EFFORTS

- 21 Rhoda Chew, vs. Santa Clara (2/21/84)
- Rhoda Chew, vs. Pacific (12/8/84)
- 20 Elinor Banks, vs. Fresno State (2/2/79)
- Rhoda Chew, vs. San Francisco (1/14/84)
- Taja Winston, vs. California (2/7/86)
- Lora Alexander, vs. UC Santa Barbara (2/23/89)
- 19 Jan Peterson, vs. unknown opponent (1976-77)
- Sally Halvorson, vs. unknown opponent (1976-77)
- Elinor Banks, vs Long Beach State (2/25/78)
- Elinor Banks, vs. Chico State (12/29/79)
- Roberta Lawson, vs. UC Santa Barbara (11/15/84)
- Lora Alexander, vs. Santa Clara(12/20/88)
- Lora Alexander, vs. Central Michigan (12/29/88)
- Lora Alexander, vs. Pacific (2/29/90)
- Teoma Taylor, vs. Boise State (1/2/03)



# Event Center Records (women's games only)

## POINTS

San Jose State Player .38, Danada Smith, vs. Long Island, 12/30/00  
 Opponent Player 37, Penny Moore, Long Beach State, 2/24/90  
 San Jose State .90, vs. Long Island, 12/30/00  
 .90, vs. Cal State Northridge, 12/28/94  
 Opponent .110, Long Beach State, 1/28/91

## FIELD GOALS MADE

San Jose State Player .15, Amber Jackson, vs. Nevada, 12/30/04  
 Opponent Player 18, Penny Moore, Long Beach State, 2/24/90  
 San Jose State .35, vs. Loyola-Chicago, 12/19/02  
 .35, vs. Cal State Northridge, 12/28/94  
 Opponent .45, Long Beach State, 1/28/91

## FIELD GOALS ATTEMPTED

San Jose State Player 29, Danada Smith, vs. Long Island, 12/30/00  
 Opponent Player 30, Anita Maxwell, New Mexico St., 2/17/95  
 San Jose State .88, vs. New Mexico State, 2/19/94  
 Opponent .83, Northwestern State (La.), 12/20/92

## 3-POINT FIELD GOALS MADE

San Jose State Player .7, Danada Smith, vs. Long Island, 12/30/00  
 .7, Kari Steele, vs. Air Force, 2/15/97  
 Opponent Player .8, Jill Sutton, TCU, 1/8/98  
 San Jose State .12, vs. Hawaii, 1/8/04  
 Opponent .13, Santa Clara, 12/31/06

## 3-POINT FIELD GOALS ATTEMPTED

San Jose State Player .15, Jessica Kellogg, vs. Tulsa, 3/2/03  
 Opponent Player .14, Nadia Begay, Boise State, 2/22/07  
 .14, Lindsey Logan, Fresno State, 2/11/01  
 .14, Autumn Hollyfield, Cal State Fullerton, , 2/5/94  
 San Jose State .31, vs. Hawaii, 1/8/04  
 Opponent .34, Boise State, 2/22/07

## FREE THROWS MADE

San Jose State Player 13, Megan Gluhan, vs. Cal Poly, 11/13/98  
 Opponent Player .14, Amy Pack, UTEP, 1/2/01  
 San Jose State .28, vs. Tulsa, 1/28/01  
 .28, vs. Cal Poly, 11/13/98  
 Opponent .28, vs. UTEP, 1/2/01

## FREE THROWS ATTEMPTED

San Jose State Player .16, Cricket Williams, vs. Rice, 2/27/03  
 Opponent Player .19, Amy Pack, UTEP, 1/2/01  
 San Jose State .46, vs. Nevada, 3/6/04  
 Opponent .42, UC Santa Barbara, 2/11/93

## REBOUNDS

San Jose State Player .19, Teoma Taylor, vs. Boise State, 1/2/03  
 Opponent Player 17, Omelogo Udeze, Fresno State, 2/11/01  
 San Jose State .64, vs. Portland State, 12/28/90  
 Opponent .63, Gonzaga, 11/21/99  
 .63, Northwestern State (La.), 12/20/93

## ASSISTS


San Jose State Player .16, Cricket Williams, vs. Tulsa, 3/2/03  
 Opponent Player .14, Tine Freil, Pacific, 3/1/93  
 San Jose State .24, vs. Nevada, 12/30/04  
 .24, vs. Drake, 12/28/91  
 Opponent .30, San Diego State, 1/20/90

## BLOCKED SHOTS


San Jose State Player .7, Nica Gemo, vs. Boise State, 1/20/05  
 Opponent Player .6, Brina Chaney, Oregon State, 12/4/02  
 .6, Pauline Jordan, UNLV, 2/22/90  
 San Jose State .10, vs. Boise State, 1/20/05  
 Opponent .10, UNLV, 2/22/90

## STEALS

San Jose State Player .8, Alisha Hicks, vs. Utah State, 2/3/07  
 .8, Juliana Smith, vs. Gonzaga, 11/21/99  
 Opponent Player .8, Kimberly Hill, Northwestern State (La.), 12/20/91  
 .8, Lisa Crosskey, UC Santa Barbara, 1/12/91  
 .8, Suzanne McNally, SMU, 12/29/91  
 San Jose State .20, vs. UTEP, 1/2/01  
 .20, vs. CS Fullerton, 12/12/98  
 Opponent .23, vs. New Mexico State, 1/4/91



*Danada Smith set The Event Center record for points with 38 against Long Island on December 30, 2000.*



*Nica Gemo had seven blocked shots against Boise State on Jan. 20, 2005, to set the Event Center record.*



## ALL-AMERICANS

1978-79 Elinor Banks  
1980-81 Karen Mason

## All-WAC

### First Team

2006 Lamisha Augustine  
Amber Jackson  
2005 Lamisha Augustine  
2003 Cricket Williams  
2002 Cricket Williams

### Second Team

2005 Amber Jackson  
Cricket Williams

## All-Defensive Team

2002 Cricket Williams

## All-Freshman Team

2007 Brittany Powell  
2005 Amber Jackson

## WAC Coach of the Year

2002 Janice Richard

## WAC Players of the Week

2005-06 Amber Jackson, Jan. 23  
Lamisha Augustine, Dec. 12  
2004-05 Erica McGlaston, Feb. 28  
Lamisha Augustine, Jan. 31



Lamisha Augustine finished her career with 1,226 career points, good for seventh on the all-time scoring list.

2003-04 Amber Jackson, Dec. 13  
Tatiana Taylor, Mar. 8  
Cricket Williams, Dec. 29  
2002-03 Cricket Williams, Mar. 3  
2001-02 Cricket Williams, Feb. 18  
Elea A'Giza, Dec. 31  
2000-01 Atari Parker - Feb. 12  
Atari Parker, Jan. 22  
Danada Smith, Jan. 2  
1996-97 Kari Steele - Feb. 17  
Joi Turner, Dec. 30

## All-Big West

### First Team

1994 Hulett Brooks

### Second Team

1993 Hulett Brooks  
1989 Lora Alexander

## Honorable Mention

1996 Kylie Page  
1995 Kari Steele  
1994 Kari Steele  
1990 Lora Alexander  
1987 Johnnie Thomas

## All-Freshman Team

1996 Kylie Page  
1994 Kari Steele  
1990 Hulett Brooks  
1989 Kim Skaggs  
1988 LaTasha Causey

## Big West Freshman of the Year

1996 Kylie Page

## Big West Players of the Week

1995-96 Kylie Page - Jan. 2  
Kylie Page - Dec. 12  
1993-94 Hulett Brooks - Mar. 1  
Hulett Brooks - Jan. 3

## All-NorPac

### First Team

1983 Natalie St. Mary

### Second Team

1986 Dana Foster  
1985 Dana Foster  
1984 Rhoda Chew

## All-Freshman Team

1985 Japora Smith

## All-NorCal

### First Team

1981 Karen Mason  
1980 Karen Mason  
1980 Wanda Thompson  
1979 Elinor Banks  
1979 Karen Mason  
1978 Elinor Banks

### Second Team

1982 Sheila Brown  
1981 Elinor Banks  
1981 Wanda Thompson  
1980 Elinor Banks  
1979 Debbie Johnson  
1979 Wanda Thompson  
1978 Debbie Johnson  
1978 Wanda Thompson

## NorCal Coach of the Year

1977-78 Sharon Chatman

## WNBA Draft

2006 Lamisha Augustine  
Third Round  
Sacramento



Sharon Chatman was honored as NorCal Coach of the Year for the 1977-78 season. She is a member of the SJSU Sports Hall of Fame.



## Elinor Banks • 1978-81

Elinor was inducted into the San Jose State University Sports Hall of Fame on November 5, 1999. She was the first women's basketball player to be inducted into the Hall of Fame.

- 1979 All-American, the first San Jose State University women's basketball player to earn this recognition.
- 1978 and 1979 First Team All-NorCal & 1980 and 1981 Second Team All-NorCal
- Elinor holds the San Jose State career records in rebounding with 1,062 rebounds and career blocks with 156 and is third all-time in scoring with 1,666 points, a 15.1 per game average.



## Karen Mason • 1978-81

Karen was inducted into the San Jose State University Sports Hall of Fame on October 26, 2001 and was honored at the final women's basketball home game of the 2001-02 season.

- 1981 All-American, the second San Jose State women's basketball player to earn this honor.
- 1979, 1980 and 1981 First Team All-NorCal
- Karen is the San Jose State career scoring record holder with 1,760 points in 111 games played.
- She also holds school records for field goals made (735), field goals attempted (1,686), free throws made (290) and free throws attempted (467).



## Sharon Chatman • 1977-86

Sharon was inducted into the San Jose State University Sports Hall of Fame on October 1, 2004.

- Only women's basketball coach with a winning record with a 143-121 mark.
- Six consecutive winning seasons and won at least 20 games in 1979 and 1980.
- 1978 & 1979 NorPac Conference Champions
- Played in the postseason in four consecutive seasons from 1978 to 1981
- Currently serving as a judge in Santa Clara County.








## Wanda Thompson • 1978-81

Wanda was inducted into the San Jose State University Sports Hall of Fame on September 2, 2005.

- First team All-Conference selection in 1980.
- Three-time second team All-Conference selection in 1978, 1979 & 1980.
- Single season record holder for assists with 211 in 1980.
- Career record holder in assists with 742.
- Only basketball player in school history, male or female, to have more than 100 steals in two seasons and more than 150 assists in four seasons.



## 100 Years of Spartan Women's Basketball 1895-1995



*During the 1994-95 season, the San Jose State women's basketball program celebrated 100 Years of Women's Basketball at the school. Former players, coaches, trainers and sports information directors were honored at a halftime ceremony where the Team of the Century was announced. The team consisted of 14 players and one coach who made an impact on the San Jose State women's basketball program.*



### Team of the Century

|                     |               |
|---------------------|---------------|
| Judy Basich         | 1955-56, 1958 |
| Marilyn Mason       | 1961-63       |
| Kathy Harris        | 1966-69       |
| Carol Salsbury      | 1967-71       |
| Susie Lindh         | 1971-72       |
| Lori Hogen          | 1975-76       |
| Elinor Banks        | 1978-81       |
| Karen Mason         | 1978-81       |
| Wanda Thompson      | 1978-81       |
| Winnia Gazaway      | 1979-82       |
| Natalie St. Mary    | 1982-83       |
| Rhoda (Chew) Jordan | 1982-85       |
| Lora Alexander      | 1989-90       |
| Hulett Brooks       | 1990, 1992-94 |

### Coach of the Century

|                |         |
|----------------|---------|
| Sharon Chatman | 1976-86 |
|----------------|---------|



# Single Season Leaders

## SCORING

|                     | PTS | SEASON  |
|---------------------|-----|---------|
| 1. Cricket Williams | 571 | 2002-03 |
| 2. Natalie St. Mary | 540 | 1982-83 |
| 3. Lora Alexander   | 523 | 1989-90 |
| 4. Karen Mason      | 517 | 1980-81 |
| 5. Karen Mason      | 503 | 1979-80 |
| 6. Lora Alexander   | 496 | 1988-89 |
| 7. Elinor Banks     | 489 | 1979-80 |
| 8. Hulett Brooks    | 486 | 1993-94 |
| 9. Cricket Williams | 485 | 2001-02 |
| 10. Atari Parker    | 481 | 2000-01 |

## FIELD GOALS MADE

|                     | MADE | SEASON  |
|---------------------|------|---------|
| 1. Natalie St. Mary | 233  | 1982-83 |
| 2. Karen Mason      | 212  | 1979-80 |
| 3. Elinor Banks     | 211  | 1979-80 |
| 4. Karen Mason      | 210  | 1980-81 |
| 5. Amber Jackson    | 205  | 2004-05 |
| 6. Lora Alexander   | 198  | 1989-90 |
| 7. Elinor Banks     | 195  | 1980-81 |
| 8. Sheila Brown     | 193  | 1981-82 |
| 9. Amber Jackson    | 191  | 2005-06 |
| Lora Alexander      | 191  | 1988-89 |

## FIELD GOALS ATT.

|                      | ATT | SEASON  |
|----------------------|-----|---------|
| 1. Natalie St. Mary  | 515 | 1982-83 |
| 2. Cricket Williams  | 500 | 2002-03 |
| 3. Karen Mason       | 495 | 1979-80 |
| 4. Sheila Brown      | 486 | 1981-82 |
| 5. Karen Mason       | 478 | 1980-81 |
| 6. Hulett Brooks     | 474 | 1993-94 |
| 7. Lamisha Augustine | 473 | 2004-05 |
| 8. Atari Parker      | 465 | 2000-01 |
| 9. Danada Smith      | 460 | 2000-01 |
| Elinor Banks         | 460 | 1979-80 |

## FIELD GOAL PCT. (min. 5 att/game)

|                    | PCT  | SEASON  |
|--------------------|------|---------|
| 1. Amber Jackson   | .659 | 2004-05 |
| 2. Amber Jackson   | .571 | 2005-06 |
| 3. Dana Foster     | .537 | 1984-85 |
| 4. Wanda Thompson  | .526 | 1978-79 |
| 5. Winnia Gazaway  | .514 | 1981-82 |
| 6. Rhoda Chew      | .509 | 1982-83 |
| 7. Rhoda Chew      | .508 | 1984-85 |
| 8. Kylie Page      | .507 | 1995-96 |
| 9. Teoma Taylor    | .502 | 2003-04 |
| 10. Tatiana Taylor | .500 | 2003-04 |

## 3-POINT FIELD GOALS MADE


|                     | MADE | SEASON  |
|---------------------|------|---------|
| 1. Kari Steele      | 74   | 1996-97 |
| 2. Jessica Kellogg  | 70   | 2002-03 |
| 3. Jessica Kellogg  | 65   | 2004-05 |
| 4. Danada Smith     | 57   | 2000-01 |
| 5. Atari Parker     | 51   | 2001-02 |
| 6. Atari Parker     | 50   | 2000-01 |
| 7. Sherry Yudt      | 49   | 1992-93 |
| 8. Kari Steele      | 47   | 1994-95 |
| 9. Natasha Johnson  | 46   | 1999-00 |
| 10. Natasha Johnson | 44   | 1997-98 |

## 3-POINT FIELD GOALS ATTEMPTED


|                     | ATT | SEASON  |
|---------------------|-----|---------|
| 1. Jessica Kellogg  | 212 | 2002-03 |
| 2. Jessica Kellogg  | 196 | 2004-05 |
| 3. Atari Parker     | 195 | 2000-01 |
| 4. Kari Steele      | 187 | 1996-97 |
| 5. Danada Smith     | 178 | 2000-01 |
| 6. Atari Parker     | 170 | 2001-02 |
| 7. Cricket Williams | 155 | 2002-03 |
| 8. Kari Steele      | 151 | 1994-95 |
| 9. Natalie White    | 146 | 2006-07 |
| 10. Natasha Johnson | 142 | 1997-98 |



Natalie St. Mary owns the single season school records for field goals made (233) and attempted (515). She scored 523 points in the 1982-83 season.



Cricket Williams is the Spartans' single season scoring leader with 571 points in 2002-03. She is second all-time in scoring with 1,676 points.



Jessica Kellogg holds the San Jose State single season three-point field goals attempted record at 212.

# Single Season Leaders



## 3-POINT PERCENTAGE

|                        | PCT  | SEASON  |
|------------------------|------|---------|
| 1. Kim Skaggs          | .407 | 1991-92 |
| 2. Kari Steele         | .396 | 1996-97 |
| 3. Megan Gluhan        | .385 | 1998-99 |
| 4. Gretchen Seeley     | .384 | 1993-94 |
| 5. Crissy DiLuzio      | .378 | 1999-00 |
| 6. Sherry Yudt         | .383 | 1992-93 |
| 7. Cricket Williams    | .371 | 2001-02 |
| 8. Tricia Montgomery   | .367 | 1992-93 |
| 9. Courtney Wittstruck | .362 | 1997-98 |
| 10. Kylie Page         | .361 | 1995-96 |

## FREE THROWS MADE

|                      | MADE | SEASON  |
|----------------------|------|---------|
| 1. Cricket Williams  | 152  | 2002-03 |
| 2. Cricket Williams  | 134  | 2001-02 |
| 3. Lora Alexander    | 127  | 1989-90 |
| 4. Cricket Williams  | 123  | 2003-04 |
| 5. Lamisha Augustine | 118  | 2005-06 |
| 6. Lora Alexander    | 114  | 1988-89 |
| 7. Pam Pember        | 113  | 1991-92 |
| 8. Pam Pember        | 103  | 1990-91 |
| 9. Tatiana Taylor    | 100  | 2003-04 |
| 10. Hulett Brooks    | 99   | 1993-94 |

## FREE THROWS ATTEMPTED

|                      | ATT | SEASON  |
|----------------------|-----|---------|
| 1. Cricket Williams  | 240 | 2002-03 |
| 2. Lora Alexander    | 214 | 1988-89 |
| 3. Cricket Williams  | 205 | 2003-04 |
| 4. Cricket Williams  | 197 | 2001-02 |
| 5. Lora Alexander    | 192 | 1989-90 |
| 6. Lamisha Augustine | 157 | 2005-06 |
| 7. Tatiana Taylor    | 154 | 2003-04 |
| 8. Karen Mason       | 152 | 1980-81 |
| 9. Pam Pember        | 149 | 1991-92 |
| 10. Ayana Smith      | 148 | 1998-99 |

## FREE THROW PERCENTAGE

|                   | PCT  | SEASON  |
|-------------------|------|---------|
| 1. Cindy Galarza  | .827 | 1981-82 |
| 2. Dana Jones     | .816 | 1989-90 |
| 3. Atari Parker   | .802 | 2000-01 |
| 4. Hulett Brooks  | .793 | 1991-92 |
| 5. Lindsay Harris | .782 | 2004-05 |
| 6. Joi Turner     | .788 | 1995-96 |
| 7. Atari Parker   | .758 | 2001-02 |
| Pam Pember        | .758 | 1991-92 |
| 9. Kari Steele    | .755 | 1996-97 |
| 10. Danada Smith  | .753 | 2000-01 |

## REBOUNDING

|                     | REB | SEASON  |
|---------------------|-----|---------|
| 1. Rhoda Chew       | 329 | 1983-84 |
| 2. Lora Alexander   | 316 | 1988-89 |
| 3. Elinor Banks     | 310 | 1978-79 |
| 4. Lora Alexander   | 306 | 1989-90 |
| 5. Natalie St. Mary | 296 | 1982-83 |
| 6. Roberta Lawson   | 279 | 1984-85 |
| 7. Debbie Johnson   | 265 | 1978-79 |

|                  |     |         |
|------------------|-----|---------|
| 8. Amber Jackson | 264 | 2005-06 |
| 9. Elinor Banks  | 263 | 1977-78 |
| Pam Pember       | 263 | 1990-91 |

## ASSISTS

|                     | AST | SEASON  |
|---------------------|-----|---------|
| 1. Wanda Thompson   | 211 | 1977-78 |
| 2. Dana Foster      | 196 | 1985-86 |
| 3. Cricket Williams | 192 | 2002-03 |
| Wanda Thompson      | 192 | 1978-79 |
| 5. Erica McGlaston  | 185 | 2004-05 |
| Cricket Williams    | 185 | 2003-04 |
| 7. Wanda Thompson   | 176 | 1980-81 |
| 8. Wanda Thompson   | 163 | 1979-80 |
| 9. Cricket Williams | 159 | 2001-02 |
| 10. Dana Foster     | 141 | 1984-85 |

## BLOCKED SHOTS

|                      | BS | SEASON  |
|----------------------|----|---------|
| 1. Lamisha Augustine | 58 | 2005-06 |
| 2. Elinor Banks      | 55 | 1979-80 |
| 3. Elinor Banks      | 53 | 1978-79 |
| 4. Rhoda Chew        | 51 | 1984-85 |
| 5. Rhoda Chew        | 49 | 1982-83 |
| 6. Elinor Banks      | 48 | 1980-81 |
| 7. Nica Gemo         | 42 | 2004-05 |
| 8. Debbie Johnson    | 37 | 1978-79 |
| Rhoda Chew           | 37 | 1983-84 |
| 10. Myiesha Jones    | 35 | 2000-01 |
| Lora Alexander       | 35 | 1988-89 |

## STEALS

|                      | ST  | SEASON  |
|----------------------|-----|---------|
| 1. Wanda Thompson    | 136 | 1979-80 |
| 2. Wanda Thompson    | 108 | 1977-78 |
| 3. Dana Foster       | 106 | 1985-86 |
| 4. Wanda Thompson    | 97  | 1978-79 |
| 5. Cricket Williams  | 94  | 2003-04 |
| 6. Wanda Thompson    | 93  | 1980-81 |
| 7. Cricket Williams  | 88  | 2001-02 |
| 8. Dana Foster       | 87  | 1984-85 |
| 9. Natalie St. Mary  | 85  | 1982-83 |
| 10. Cricket Williams | 81  | 2002-03 |





# Career Leaders

## SCORING

|                                    | G   | PTS   | AVG  |
|------------------------------------|-----|-------|------|
| 1. Karen Mason (1978-1981)         | 111 | 1,760 | 15.9 |
| 2. Cricket Williams (2001-04)      | 105 | 1,676 | 16.0 |
| 3. Elinor Banks (1978-1981)        | 110 | 1,666 | 15.4 |
| 4. Hulett Brooks (1990, 1992-1994) | 109 | 1,373 | 12.6 |
| 5. Kari Steele (1994-1997)         | 110 | 1,340 | 12.2 |
| 6. Sheila Brown (1981-1984)        | 100 | 1,230 | 12.3 |
| 7. Lamisha Augustine (2002-06)     | 120 | 1,226 | 10.2 |
| 8. Rhoda Chew (1982-1985)          | 105 | 1,188 | 11.3 |
| 9. Natasha Johnson (1996-2000)     | 109 | 1,172 | 10.8 |
| 10. Tatiana Taylor (2001-04)       | 114 | 1,165 | 10.2 |
| 11. Lora Alexander (1989-1990)     | 56  | 1,019 | 18.2 |

## FIELD GOALS MADE

|                                    | G   | ATT  | MADE |
|------------------------------------|-----|------|------|
| 1. Karen Mason (1978-1981)         | 111 | 1686 | 735  |
| 2. Elinor Banks (1978-1981)        | 110 | 1609 | 730  |
| 3. Sheila Brown (1981-1984)        | 100 | 1450 | 563  |
| 4. Hulett Brooks (1990, 1992-1994) | 109 | 1383 | 554  |
| 5. Cricket Williams (2001-04)      | 105 | 1531 | 548  |
| 6. Lamisha Augustine (2002-06)     | 120 | 1312 | 490  |
| 7. Rhoda Chew (1982-1985)          | 105 | 995  | 484  |
| 8. Tatiana Taylor (2001-04)        | 114 | 925  | 455  |
| 9. Kari Steele (1994-1997)         | 110 | 1190 | 441  |
| 10. Amber Jackson (2005-06)        | 57  | 640  | 396  |

## FIELD GOALS ATT.

|                                    | G   | MADE | ATT   |
|------------------------------------|-----|------|-------|
| 1. Karen Mason (1978-1981)         | 111 | 735  | 1,686 |
| 2. Elinor Banks (1978-1981)        | 110 | 730  | 1,609 |
| 3. Cricket Williams (2001-04)      | 105 | 548  | 1,531 |
| 4. Sheila Brown (1981-1984)        | 100 | 558  | 1,450 |
| 5. Hulett Brooks (1990, 1992-1994) | 109 | 554  | 1,383 |
| 6. Lamisha Augustine (2002-06)     | 120 | 490  | 1,312 |
| 7. Kari Steele (1994-1997)         | 110 | 441  | 1,190 |
| 8. Natasha Johnson (1996-2000)     | 109 | 366  | 1,066 |
| 9. Kim Skaggs (1989-1992)          | 103 | 351  | 1,026 |
| 10. Rhoda Chew (1982-1985)         | 105 | 484  | 995   |

## FIELD GOAL PERCENTAGE

|                                   | G         | FG-FGA         | PCT         |
|-----------------------------------|-----------|----------------|-------------|
| 1. Amber Jackson (2005-06)        | 57        | 396-640        | .619        |
| 2. Kylie Page (1996)              | 24        | 148-292        | .507        |
| 3. Winnia Gazaway (1979-1982)     | 71        | 321-637        | .504        |
| 4. Tatiana Taylor (2001-04)       | 114       | 455-925        | .492        |
| 5. Dana Foster (1983-1986)        | 103       | 342-702        | .487        |
| 6. Rhoda Chew (1982-1985)         | 105       | 484-995        | .486        |
| 7. Denise Burtis (1980-1981)      | 51        | 148-312        | .474        |
| 8. Roberta Lawson (1984-1985)     | 50        | 201-429        | .469        |
| 9. Johnnie Thomas (1987-1988)     | 40        | 207-443        | .467        |
| 10. <b>Brittany Powell (2007)</b> | <b>30</b> | <b>143-307</b> | <b>.466</b> |
| Pam Pember (1991-1992)            | 52        | 294-631        | .466        |

## 3-POINT FIELD GOALS MADE

|                                   | G         | ATT        | MADE      |
|-----------------------------------|-----------|------------|-----------|
| 1. Kari Steele (1994-1997)        | 110       | 575        | 199       |
| 2. Jessica Kellogg (2001-05)      | 119       | 525        | 168       |
| Natasha Johnson (1996-2000)       | 109       | 545        | 168       |
| 4. Cricket Williams (2001-04)     | 105       | 404        | 114       |
| 5. Atari Parker (2001-02)         | 57        | 365        | 101       |
| 6. Kim Skaggs (1989-1992)         | 103       | 238        | 80        |
| 7. Sherry Yudt (1990-1993)        | 105       | 238        | 76        |
| 8. Megan Gluhan (1998-2000)       | 68        | 202        | 70        |
| 9. <b>Natalie White (2006-07)</b> | <b>60</b> | <b>245</b> | <b>65</b> |
| 10. Danada Smith (2001)           | 29        | 178        | 57        |

## 3-POINT FIELD GOALS ATTEMPTED

|                                   | G         | MADE      | ATT        |
|-----------------------------------|-----------|-----------|------------|
| 1. Kari Steele (1994-1997)        | 110       | 199       | 575        |
| 2. Natasha Johnson (1996-2000)    | 109       | 168       | 545        |
| 3. Jessica Kellogg (2001-05)      | 119       | 168       | 525        |
| 4. Cricket Williams (2001-04)     | 105       | 114       | 404        |
| 5. Atari Parker (2001-02)         | 57        | 101       | 365        |
| 6. <b>Natalie White (2006-07)</b> | <b>60</b> | <b>65</b> | <b>245</b> |
| 7. Kim Skaggs (1989-1992)         | 103       | 80        | 238        |
| Sherry Yudt (1990-1993)           | 105       | 76        | 238        |
| 9. Megan Gluhan (1998-2000)       | 68        | 70        | 202        |
| 10. Anetero Uiagalelei (2005-06)  | 56        | 37        | 182        |

## 3-POINT PERCENTAGE

|                                 | G   | 3FG-FGA | PCT  |
|---------------------------------|-----|---------|------|
| 1. Gretchen Seeley (1993-1994)  | 49  | 49-120  | .408 |
| 2. Kylie Page (1996)            | 24  | 26-72   | .361 |
| 3. Megan Gluhan (1998-2000)     | 68  | 70-202  | .347 |
| 4. Kari Steele (1994-1997)      | 110 | 199-575 | .343 |
| 5. Kim Skaggs (1989-1992)       | 103 | 80-238  | .336 |
| Jodi Page (1989-1990)           | 37  | 42-125  | .336 |
| 7. Jessica Kellogg (2001-05)    | 119 | 168-525 | .320 |
| Danada Smith (2001)             | 29  | 57-178  | .320 |
| 9. Sherry Yudt (1990-1993)      | 105 | 76-238  | .319 |
| 10. Natasha Johnson (1996-2000) | 109 | 168-545 | .308 |

## FREE THROWS MADE

|                                    | G   | ATT | MADE |
|------------------------------------|-----|-----|------|
| 1. Cricket Williams (2001-04)      | 105 | 732 | 466  |
| 2. Karen Mason (1978-1981)         | 111 | 467 | 290  |
| 3. Natasha Johnson (1996-2000)     | 109 | 402 | 272  |
| 4. Kari Steele (1994-1997)         | 110 | 359 | 259  |
| 5. Tatiana Taylor (2001-04)        | 114 | 394 | 255  |
| 6. Hulett Brooks (1990, 1992-1994) | 109 | 344 | 245  |
| 7. Lora Alexander (1989-1990)      | 56  | 406 | 241  |
| 8. Lamisha Augustine (2002-06)     | 120 | 325 | 231  |
| 9. Rhoda Chew (1982-1985)          | 105 | 366 | 220  |
| 10. Pam Pember (1991-1992)         | 52  | 296 | 216  |

## FREE THROWS ATTEMPTED

|                                | G   | MADE | ATT |
|--------------------------------|-----|------|-----|
| 1. Cricket Williams (2001-04)  | 105 | 466  | 732 |
| 2. Karen Mason (1978-1981)     | 111 | 290  | 467 |
| 3. Lora Alexander (1989-1990)  | 56  | 241  | 406 |
| 4. Natasha Johnson (1996-2000) | 109 | 272  | 402 |
| 5. Tatiana Taylor (2001-04)    | 114 | 255  | 394 |
| 6. Elinor Banks (1978-1981)    | 110 | 206  | 379 |
| 7. Rhoda Chew (1982-1985)      | 105 | 220  | 366 |



|                                    |     |     |     |
|------------------------------------|-----|-----|-----|
| 8. Kari Steele (1994-1997)         | 110 | 259 | 359 |
| 9. Hulett Brooks (1990, 1992-1994) | 109 | 245 | 344 |
| 10. Karen Smith (1989-1992)        | 106 | 178 | 333 |

## FREE THROW PERCENTAGE

|                                    | G   | FT-FTA  | PCT  |
|------------------------------------|-----|---------|------|
| 1. Lindsay Harris (2004-05)        | 56  | 116-147 | .789 |
| 2. Atari Parker (2001-02)          | 57  | 166-212 | .783 |
| 3. Cindy Galarza (1981-1982)       | 53  | 78-103  | .757 |
| 4. Pam Pember (1991-1992)          | 52  | 216-296 | .730 |
| 5. Kari Steele (1994-1997)         | 110 | 259-359 | .721 |
| 6. Denise Burtis (1980-1981)       | 51  | 43-60   | .717 |
| 7. Hulett Brooks (1990, 1992-1994) | 109 | 245-344 | .712 |
| 8. Kim Skaggs (1989-1992)          | 103 | 125-176 | .710 |
| Dana Jones (1988-1991)             | 76  | 115-162 | .710 |
| 10. Joi Turner (1994-1997)         | 100 | 152-220 | .691 |

## REBOUNDING

|                                     | G   | REB   | AVG  |
|-------------------------------------|-----|-------|------|
| 1. Elinor Banks (1978-1981)         | 110 | 1,062 | 9.7  |
| 2. Rhoda Chew (1982-1985)           | 105 | 946   | 9.0  |
| 3. Debbie Johnson (1979-1980, 1982) | 84  | 703   | 8.4  |
| 4. Lamisha Augustine (2002-06)      | 120 | 700   | 5.8  |
| 5. Tatiana Taylor (2001-04)         | 114 | 692   | 6.1  |
| 6. Hulett Brooks (1990, 1992-1994)  | 109 | 647   | 5.9  |
| 7. Lora Alexander (1989-1990)       | 56  | 622   | 11.1 |
| 8. Winnia Gazaway (1979-1980, 1982) | 71  | 604   | 8.5  |
| 9. Karen Mason (1978-1981)          | 111 | 562   | 5.1  |
| 10. Karen Smith (1989-1992)         | 106 | 560   | 5.3  |

## ASSISTS

|                                     | G   | AST | AVG |
|-------------------------------------|-----|-----|-----|
| 1. Wanda Thompson (1978-1981)       | 113 | 742 | 6.6 |
| 2. Cricket Williams (2001-04)       | 105 | 644 | 6.1 |
| 3. Dana Foster (1983-1986)          | 103 | 589 | 5.7 |
| 4. LaTasha Causey (1988-1990, 1992) | 94  | 337 | 3.6 |
| 5. Sherry Yudt (1990-1993)          | 105 | 336 | 3.2 |
| 6. Kari Steele (1994-1997)          | 110 | 333 | 3.0 |
| 7. Robin Thompson (1981-1984)       | 105 | 328 | 3.1 |
| 8. Natasha Johnson (1996-2000)      | 109 | 310 | 2.8 |
| 9. Erica McGlaston (2004-05)        | 59  | 250 | 4.2 |
| 10. Kim Skaggs (1989-1992)          | 103 | 237 | 2.3 |

## BLOCKED SHOTS

|                                     | G   | BS  | AVG |
|-------------------------------------|-----|-----|-----|
| 1. Elinor Banks (1979-1981)         | 110 | 156 | 1.4 |
| 2. Rhoda Chew (1982-1985)           | 105 | 148 | 1.4 |
| 3. Lamisha Augustine (2002-06)      | 120 | 138 | 1.2 |
| 4. Debbie Johnson (1979-1980, 1982) | 84  | 82  | 1.0 |
| 5. Winnia Gazaway (1979-1982)       | 71  | 79  | 1.1 |
| 6. Shemekia Brown (1992-1995)       | 100 | 75  | 0.8 |
| 7. Nica Gemo (2004-05)              | 58  | 62  | 1.1 |
| Pam Pember (1991-1992)              | 52  | 62  | 1.2 |
| 9. Lora Alexander (1989-1990)       | 56  | 51  | 0.9 |
| 10. Teddi Johnson (1986-1989)       | 105 | 50  | 0.5 |

## STEALS


|                                     | G   | ST  | AVG |
|-------------------------------------|-----|-----|-----|
| 1. Wanda Thompson (1978-1981)       | 113 | 434 | 3.8 |
| 2. Cricket Williams (2001-04)       | 105 | 311 | 2.9 |
| 3. Dana Foster (1983-1986)          | 103 | 266 | 2.6 |
| 4. Kari Steele (1994-1997)          | 110 | 226 | 2.1 |
| 5. Karen Mason (1978-1981)          | 111 | 204 | 1.8 |
| 6. LaTasha Causey (1988-1990, 1992) | 94  | 190 | 2.0 |
| 7. Sherry Yudt (1990-1993)          | 105 | 169 | 1.6 |
| 8. Natalie St. Mary (1982-1983)     | 53  | 165 | 3.1 |
| 9. Natasha Johnson (1996-2000)      | 109 | 164 | 1.5 |
| 10. Joi Turner (1994-1997)          | 100 | 155 | 1.6 |

## GAMES PLAYED

|                                 | G   |
|---------------------------------|-----|
| 1. Lamisha Augustine (2002-06)  | 120 |
| 2. Jessica Kellogg (2001-05)    | 119 |
| 3. Tatiana Taylor (2001-04)     | 114 |
| 4. Teoma Taylor (2001-04)       | 113 |
| Wanda Thompson (1978-1981)      | 113 |
| 6. Karen Mason (1978-1981)      | 111 |
| 7. Kari Steele (1994-1997)      | 110 |
| Elinor Banks (1978-1981)        | 110 |
| 9. Natasha Johnson (1996-2000)  | 109 |
| Hulett Brooks (1990, 1992-1994) | 109 |



Lindsay Harris shot .789 from the free throw line during her two seasons at San Jose State.



Gretchen Seeley set the record for career three-point percentage at .408 (49-120).



# 1,000 Point Club

## 1. Karen Mason (1978-81)

| YEAR           | G-GS       | FG-FGA          | PCT         | 3PM-A | PCT | FT-FTA         | PCT         | REB        | AVG        | AST        | BS       | ST         | PTS         | AVG         |
|----------------|------------|-----------------|-------------|-------|-----|----------------|-------------|------------|------------|------------|----------|------------|-------------|-------------|
| 1977-78        | 27         | 139-341         | .408        |       |     | 52-99          | .525        | 137        | 5.0        | 36         | —        | —          | 351         | 13.0        |
| 1978-79        | 27         | 174-372         | .468        |       |     | 62-98          | .633        | 120        | 4.4        | 48         | —        | —          | 410         | 15.2        |
| 1979-80        | 31         | 212-495         | .428        |       |     | 79-118         | .669        | 149        | 4.8        | 36         | —        | 65         | 503         | 16.2        |
| <u>1980-81</u> | <u>26</u>  | <u>210-478</u>  | <u>.439</u> |       |     | <u>97-152</u>  | <u>.638</u> | <u>156</u> | <u>6.0</u> | <u>33</u>  | <u>3</u> | <u>50</u>  | <u>517</u>  | <u>19.9</u> |
| <b>Career</b>  | <b>111</b> | <b>735-1686</b> | <b>.435</b> |       |     | <b>290-467</b> | <b>.620</b> | <b>562</b> | <b>5.0</b> | <b>273</b> | <b>4</b> | <b>115</b> | <b>1760</b> | <b>15.9</b> |

## 2. Cricket Williams (2001-04)

| YEAR           | G-GS          | FG-FGA          | PCT         | 3PM-A          | PCT         | FT-FTA         | PCT         | REB        | AVG        | AST        | BS        | ST         | PTS         | AVG         |
|----------------|---------------|-----------------|-------------|----------------|-------------|----------------|-------------|------------|------------|------------|-----------|------------|-------------|-------------|
| 2000-01        | 22/19         | 84-226          | .372        | 13-56          | .232        | 57-90          | .633        | 86         | 3.9        | 108        | 1         | 48         | 238         | 10.8        |
| 2001-02        | 27/25         | 159-413         | .385        | 33-89          | .371        | 134-197        | .680        | 109        | 4.0        | 159        | 4         | 88         | 485         | 18.0        |
| 2002-03        | 28/27         | 188-500         | .376        | 43-155         | .277        | 152-240        | .633        | 155        | 5.5        | 192        | 1         | 81         | 571         | 20.4        |
| <u>2003-04</u> | <u>28/28</u>  | <u>117-392</u>  | <u>.298</u> | <u>25-104</u>  | <u>.240</u> | <u>123-205</u> | <u>.600</u> | <u>170</u> | <u>6.1</u> | <u>185</u> | <u>6</u>  | <u>94</u>  | <u>382</u>  | <u>13.6</u> |
| <b>Totals</b>  | <b>105-99</b> | <b>548-1531</b> | <b>.358</b> | <b>114-404</b> | <b>.282</b> | <b>466-732</b> | <b>.637</b> | <b>520</b> | <b>5.0</b> | <b>644</b> | <b>12</b> | <b>311</b> | <b>1676</b> | <b>16.0</b> |

## 3. Elinor Banks (1978-81)

| YEAR           | G-GS       | FG-FGA          | PCT         | 3PM-A | PCT | FT-FTA         | PCT         | REB         | AVG        | AST        | BS         | ST        | PTS         | AVG         |
|----------------|------------|-----------------|-------------|-------|-----|----------------|-------------|-------------|------------|------------|------------|-----------|-------------|-------------|
| 1977-78        | 27         | 152-354         | .429        |       |     | 44-94          | .468        | 263         | 9.7        | 41         | —          | —         | 348         | 9.7         |
| 1978-79        | 25         | 172-396         | .434        |       |     | 33-83          | .398        | 310         | 12.4       | 31         | —          | —         | 410         | 15.1        |
| 1979-80        | 31         | 211-460         | .459        |       |     | 67-105         | .638        | 249         | 8.0        | 35         | 55         | 50        | 489         | 15.8        |
| <u>1980-81</u> | <u>27</u>  | <u>195-399</u>  | <u>.489</u> |       |     | <u>62-97</u>   | <u>.639</u> | <u>240</u>  | <u>8.9</u> | <u>29</u>  | <u>48</u>  | <u>45</u> | <u>452</u>  | <u>16.7</u> |
| <b>Career</b>  | <b>110</b> | <b>730-1609</b> | <b>.453</b> |       |     | <b>206-319</b> | <b>.543</b> | <b>1062</b> | <b>9.6</b> | <b>136</b> | <b>103</b> | <b>95</b> | <b>1699</b> | <b>15.4</b> |

## 4. Hulett Brooks (1990, 1992-94)

| YEAR           | G-GS          | FG-FGA          | PCT         | 3PM-A        | PCT         | FT-FTA         | PCT         | REB        | AVG        | AST        | BS        | ST         | PTS         | AVG         |
|----------------|---------------|-----------------|-------------|--------------|-------------|----------------|-------------|------------|------------|------------|-----------|------------|-------------|-------------|
| 1989-90        | 29-4          | 120-262         | .458        | 0-1          | .000        | 39-66          | .591        | 144        | 5.0        | 40         | 12        | 25         | 279         | 9.6         |
| 1991-92        | 27-24         | 97-262          | .370        | 1-1          | 1.000       | 46-58          | .793        | 161        | 6.0        | 49         | 6         | 27         | 241         | 8.9         |
| 1992-93        | 26-26         | 150-385         | .390        | 6-19         | .316        | 61-85          | .718        | 176        | 6.8        | 41         | 12        | 36         | 367         | 14.1        |
| <u>1993-94</u> | <u>27-27</u>  | <u>187-474</u>  | <u>.395</u> | <u>13-49</u> | <u>.265</u> | <u>99-135</u>  | <u>.733</u> | <u>166</u> | <u>6.1</u> | <u>64</u>  | <u>2</u>  | <u>23</u>  | <u>486</u>  | <u>18.0</u> |
| <b>Career</b>  | <b>109-81</b> | <b>554-1383</b> | <b>.400</b> | <b>20-70</b> | <b>.285</b> | <b>245-344</b> | <b>.712</b> | <b>647</b> | <b>5.9</b> | <b>194</b> | <b>32</b> | <b>111</b> | <b>1373</b> | <b>12.5</b> |

## 5. Kari Steele (1994-97)

| YEAR           | G-GS           | FG-FGA          | PCT         | 3PM-A          | PCT         | FT-FTA         | PCT         | REB        | AVG        | AST        | BS        | ST         | PTS         | AVG         |
|----------------|----------------|-----------------|-------------|----------------|-------------|----------------|-------------|------------|------------|------------|-----------|------------|-------------|-------------|
| 1993-94        | 27-27          | 102-242         | .421        | 42-124         | .339        | 56-86          | .651        | 99         | 3.7        | 97         | 7         | 57         | 302         | 11.2        |
| 1994-95        | 28-28          | 106-297         | .357        | 47-151         | .311        | 83-111         | .748        | 105        | 3.8        | 100        | 5         | 46         | 342         | 12.2        |
| 1995-96        | 27-26          | 93-259          | .359        | 36-113         | .319        | 37-52          | .712        | 95         | 3.5        | 73         | 6         | 63         | 259         | 9.6         |
| <u>1996-97</u> | <u>28-28</u>   | <u>140-392</u>  | <u>.357</u> | <u>74-187</u>  | <u>.396</u> | <u>83-110</u>  | <u>.755</u> | <u>97</u>  | <u>3.5</u> | <u>99</u>  | <u>4</u>  | <u>51</u>  | <u>437</u>  | <u>15.6</u> |
| <b>Career</b>  | <b>110-109</b> | <b>441-1190</b> | <b>.370</b> | <b>199-575</b> | <b>.346</b> | <b>259-359</b> | <b>.721</b> | <b>306</b> | <b>2.7</b> | <b>333</b> | <b>22</b> | <b>217</b> | <b>1340</b> | <b>12.1</b> |



Karen Mason



Cricket Williams



Elinor Banks



Hulett Brooks



Kari Steele



## 6. Sheila Brown (1981-84)

| YEAR           | G-GS         | FG-FGA          | PCT         | 3PM-A | PCT | FT-FTA         | PCT         | REB        | AVG        | AST        | BS        | ST         | PTS         | AVG         |
|----------------|--------------|-----------------|-------------|-------|-----|----------------|-------------|------------|------------|------------|-----------|------------|-------------|-------------|
| 1980-81        | 27           | 53-142          | .373        |       |     | 19-31          | .613        | 49         | 1.8        | 14         | 5         | 12         | 125         | 4.6         |
| 1981-82        | 27           | 193-486         | .397        |       |     | 37-64          | .578        | 108        | 4.0        | 32         | 4         | 53         | 423         | 15.7        |
| 1982-83        | 20-17        | 138-373         | .369        |       |     | 22-43          | .512        | 68         | 3.4        | 18         | 1         | 38         | 298         | 14.9        |
| <u>1983-84</u> | <u>26-23</u> | <u>179-449</u>  | <u>.388</u> |       |     | <u>36-50</u>   | <u>.720</u> | <u>86</u>  | <u>3.3</u> | <u>38</u>  | <u>5</u>  | <u>38</u>  | <u>384</u>  | <u>14.8</u> |
| <b>Career</b>  | <b>100</b>   | <b>563-1450</b> | <b>.388</b> |       |     | <b>114-188</b> | <b>.606</b> | <b>311</b> | <b>2.1</b> | <b>102</b> | <b>15</b> | <b>147</b> | <b>1230</b> | <b>12.3</b> |

## 7. Lamisha Augustine (2002-06)

| YEAR           | G-GS         | FG-FGA          | PCT         | 3PM-A        | PCT         | FT-FTA         | PCT         | REB        | AVG        | AST        | BS         | ST         | PTS         | AVG         |
|----------------|--------------|-----------------|-------------|--------------|-------------|----------------|-------------|------------|------------|------------|------------|------------|-------------|-------------|
| 2001-02        | 5-0          | 4-12            | .333        | 0-0          | .000        | 6-8            | .750        | 8          | 1.6        | 0          | 2          | 0          | 14          | 2.8         |
| 2002-03        | 28-13        | 46-140          | .329        | 0-1          | .000        | 11-17          | .647        | 93         | 3.3        | 12         | 23         | 13         | 103         | 3.7         |
| 2003-04        | 29-25        | 87-232          | .375        | 2-3          | .667        | 32-53          | .604        | 131        | 4.5        | 26         | 32         | 39         | 208         | 7.2         |
| 2004-05        | 30-30        | 175-473         | .370        | 1-6          | .167        | 64-90          | .711        | 230        | 7.7        | 52         | 23         | 55         | 415         | 13.8        |
| <u>2005-06</u> | <u>28-28</u> | <u>178-455</u>  | <u>.391</u> | <u>12-29</u> | <u>.414</u> | <u>118-157</u> | <u>.752</u> | <u>238</u> | <u>8.5</u> | <u>47</u>  | <u>58</u>  | <u>43</u>  | <u>486</u>  | <u>17.4</u> |
| <b>Career</b>  | <b>120</b>   | <b>490-1312</b> | <b>.373</b> | <b>15-39</b> | <b>.384</b> | <b>231-325</b> | <b>.710</b> | <b>700</b> | <b>5.8</b> | <b>137</b> | <b>138</b> | <b>150</b> | <b>1226</b> | <b>10.2</b> |

## 8. Rhoda Chew (1982-85)

| YEAR           | G-GS         | FG-FGA         | PCT         | 3PM-A | PCT | FT-FTA         | PCT         | REB        | AVG        | AST       | BS         | ST        | PTS         | AVG         |
|----------------|--------------|----------------|-------------|-------|-----|----------------|-------------|------------|------------|-----------|------------|-----------|-------------|-------------|
| 1981-82        | 27-4         | 33-90          | .367        |       |     | 16-34          | .471        | 137        | 5.1        | 6         | 11         | 20        | 82          | 3.0         |
| 1982-83        | 26-26        | 132-259        | .509        |       |     | 38-65          | .585        | 244        | 9.4        | 13        | 18         | 22        | 302         | 11.6        |
| 1983-84        | 26-25        | 156-325        | .480        |       |     | 77-132         | .583        | 329        | 12.7       | 13        | 37         | 21        | 389         | 14.9        |
| <u>1984-85</u> | <u>26-26</u> | <u>163-321</u> | <u>.508</u> |       |     | <u>89-135</u>  | <u>.659</u> | <u>236</u> | <u>9.1</u> | <u>14</u> | <u>51</u>  | <u>27</u> | <u>415</u>  | <u>16.0</u> |
| <b>Career</b>  | <b>105</b>   | <b>484-995</b> | <b>.486</b> |       |     | <b>220-366</b> | <b>.601</b> | <b>946</b> | <b>8.9</b> | <b>46</b> | <b>117</b> | <b>90</b> | <b>1188</b> | <b>11.3</b> |

## 9. Natasha Johnson (1996-2000)


| YEAR           | G-GS           | FG-FGA          | PCT         | 3PM-A          | PCT         | FT-FTA         | PCT         | REB        | AVG        | AST        | BS        | ST         | PTS         | AVG         |
|----------------|----------------|-----------------|-------------|----------------|-------------|----------------|-------------|------------|------------|------------|-----------|------------|-------------|-------------|
| 1995-96        | 27-23          | 81-241          | .336        | 37-130         | .285        | 51-80          | .638        | 83         | 3.1        | 65         | 1         | 31         | 250         | 9.3         |
| 1996-97        | 28-25          | 92-288          | .357        | 41-138         | .297        | 80-110         | .727        | 84         | 3.0        | 67         | 3         | 51         | 305         | 10.9        |
| 1997-98        | 27-25          | 103-289         | .356        | 44-142         | .310        | 75-120         | .625        | 118        | 4.4        | 102        | 4         | 43         | 325         | 12.0        |
| <u>1999-00</u> | <u>27-27</u>   | <u>90-248</u>   | <u>.363</u> | <u>46-135</u>  | <u>.341</u> | <u>66-92</u>   | <u>.717</u> | <u>76</u>  | <u>2.8</u> | <u>79</u>  | <u>4</u>  | <u>39</u>  | <u>292</u>  | <u>10.8</u> |
| <b>TOTALS</b>  | <b>109-100</b> | <b>366-1066</b> | <b>.343</b> | <b>168-545</b> | <b>.308</b> | <b>272-402</b> | <b>.677</b> | <b>361</b> | <b>3.3</b> | <b>310</b> | <b>12</b> | <b>164</b> | <b>1172</b> | <b>10.8</b> |

## 10. Tatiana Taylor (2001-04)


| YEAR           | G-GS          | FG-FGA         | PCT         | 3PM-A      | PCT         | FT-FTA         | PCT         | REB        | AVG        | AST       | BS        | ST        | PTS         | AVG         |
|----------------|---------------|----------------|-------------|------------|-------------|----------------|-------------|------------|------------|-----------|-----------|-----------|-------------|-------------|
| 2000-01        | 29-20         | 79-169         | .467        | 0-1        | .000        | 58-83          | .699        | 149        | 5.1        | 12        | 7         | 13        | 216         | 7.4         |
| 2001-02        | 28-18         | 75-165         | .455        | 0-1        | .000        | 40-72          | .556        | 121        | 4.3        | 13        | 14        | 19        | 190         | 6.8         |
| 2002-03        | 28-27         | 150-289        | .519        | 0-0        | .000        | 57-85          | .671        | 219        | 7.8        | 25        | 5         | 22        | 357         | 12.8        |
| <u>2003-04</u> | <u>29-28</u>  | <u>151-302</u> | <u>.500</u> | <u>0-3</u> | <u>.000</u> | <u>100-154</u> | <u>.649</u> | <u>203</u> | <u>7.0</u> | <u>29</u> | <u>11</u> | <u>28</u> | <u>402</u>  | <u>13.9</u> |
| <b>Career</b>  | <b>114-94</b> | <b>455-925</b> | <b>.492</b> | <b>0-5</b> | <b>.000</b> | <b>255-394</b> | <b>.647</b> | <b>692</b> | <b>6.1</b> | <b>79</b> | <b>37</b> | <b>82</b> | <b>1165</b> | <b>10.2</b> |

## 11. Lora Alexander (1989-90)

| YEAR           | G-GS         | FG-FGA         | PCT         | 3PM-A      | PCT         | FT-FTA         | PCT         | REB        | AVG         | AST       | BS        | ST         | PTS         | AVG         |
|----------------|--------------|----------------|-------------|------------|-------------|----------------|-------------|------------|-------------|-----------|-----------|------------|-------------|-------------|
| 1988-89        | 27-24        | 191-448        | .426        | 0-5        | .000        | 114-214        | .533        | 316        | 11.7        | 19        | 35        | 69         | 496         | 18.4        |
| <u>1989-90</u> | <u>29-23</u> | <u>198-442</u> | <u>.448</u> | <u>0-2</u> | <u>.000</u> | <u>127-192</u> | <u>.661</u> | <u>306</u> | <u>10.6</u> | <u>27</u> | <u>16</u> | <u>60</u>  | <u>523</u>  | <u>19.6</u> |
| <b>Career</b>  | <b>56-47</b> | <b>389-890</b> | <b>.437</b> | <b>0-7</b> | <b>.000</b> | <b>241-406</b> | <b>.593</b> | <b>622</b> | <b>11.1</b> | <b>46</b> | <b>51</b> | <b>129</b> | <b>1019</b> | <b>18.1</b> |



Sheila Brown



Rhoda Chew



Lamisha Augustine



Natasha Johnson



Tatiana Taylor



Lora Alexander



# All-Time Series Records

| OPPONENT                    | W         | L         | OPPONENT                | W         | L         | OPPONENT                 | W           | L          |
|-----------------------------|-----------|-----------|-------------------------|-----------|-----------|--------------------------|-------------|------------|
| Air Force                   | 2         | 1         | Iowa                    | 0         | 1         | San Diego State          | 4           | 16         |
| Arizona                     | 1         | 2         | Jackson State           | 1         | 0         | <b>San Francisco</b>     | <b>20</b>   | <b>13</b>  |
| Arizona State               | 2         | 3         | <b>Kansas</b>           | <b>0</b>  | <b>1</b>  | San Francisco State      | 6           | 3          |
| Arkansas State              | 0         | 1         | Lamar                   | 0         | 1         | <b>Santa Clara</b>       | <b>18</b>   | <b>20</b>  |
| Army                        | 1         | 0         | <b>Long Beach State</b> | <b>1</b>  | <b>27</b> | Sonoma State             | 2           | 0          |
| Baylor                      | 0         | 2         | Long Island             | 1         | 0         | South Dakota State       | 1           | 1          |
| Biola                       | 0         | 1         | <b>Louisiana Tech</b>   | <b>0</b>  | <b>12</b> | Southern California      | 2           | 5          |
| <b>Boise State</b>          | <b>10</b> | <b>4</b>  | Loyola-Chicago          | 1         | 0         | Southern Illinois        | 0           | 1          |
| Bradley                     | 0         | 1         | Loyola Marymount        | 1         | 0         | Southern Methodist       | 3           | 14         |
| Brigham Young               | 2         | 3         | Marist                  | 1         | 0         | Southwest Missouri State | 0           | 1          |
| California                  | 8         | 22        | Miami, Ohio             | 0         | 1         | Southern Utah            | 2           | 1          |
| Cal Poly Pomona             | 2         | 2         | Mississippi             | 0         | 1         | Southern Utah State      | 1           | 0          |
| <b>Cal Poly</b>             | <b>8</b>  | <b>3</b>  | Memphis State           | 1         | 0         | Stanford                 | 13          | 10         |
| <b>Cal State Fullerton</b>  | <b>9</b>  | <b>23</b> | Middle Tennessee State  | 0         | 1         | Stephen F. Austin        | 0           | 1          |
| Cal State Hayward           | 7         | 1         | Mississippi State       | 0         | 1         | Tennessee                | 0           | 1          |
| Cal State Los Angeles       | 1         | 0         | Montana                 | 1         | 0         | Tennessee-Martin         | 1           | 0          |
| <b>Cal State Northridge</b> | <b>6</b>  | <b>1</b>  | Montana State           | 2         | 1         | Texas                    | 0           | 2          |
| Cal State Stanislaus        | 4         | 0         | Montclair State         | 0         | 1         | Texas Christian          | 1           | 6          |
| Central Michigan            | 0         | 1         | Morgan State            | 0         | 1         | Texas-El Paso            | 7           | 9          |
| Chico State                 | 2         | 4         | Navy                    | 0         | 1         | Towson State             | 0           | 1          |
| Colgate                     | 0         | 0         | UNLV                    | 3         | 24        | Tulsa                    | 9           | 9          |
| Colorado State              | 1         | 6         | <b>Nevada</b>           | <b>22</b> | <b>12</b> | UC Davis                 | 5           | 5          |
| Columbia                    | 1         | 0         | New Mexico              | 0         | 2         | UC Irvine                | 10          | 16         |
| Cornell                     | 1         | 1         | <b>New Mexico State</b> | <b>3</b>  | <b>16</b> | UC Santa Barbara         | 7           | 19         |
| Drake                       | 0         | 1         | New Orleans             | 0         | 1         | UCLA                     | 0           | 5          |
| Duke                        | 0         | 1         | North Dakota State      | 1         | 1         | US International         | 0           | 1          |
| Eastern Washington          | 1         | 0         | Northern Arizona        | 1         | 3         | Utah                     | 2           | 4          |
| <b>Fresno State</b>         | <b>19</b> | <b>38</b> | Northeastern Illinois   | 1         | 0         | <b>Utah State</b>        | <b>4</b>    | <b>1</b>   |
| George Mason                | 0         | 1         | Northern Illinois       | 0         | 1         | Valparaiso               | 0           | 1          |
| Georgia State               | 0         | 1         | Northwestern State La.  | 0         | 1         | Vermont                  | 0           | 1          |
| Georgia Tech                | 0         | 1         | <b>Oregon</b>           | <b>2</b>  | <b>7</b>  | Washington               | 0           | 6          |
| Gonzaga                     | 1         | 3         | Oregon State            | 3         | 7         | <b>Washington State</b>  | <b>3</b>    | <b>4</b>   |
| Grambling State             | 1         | 0         | <b>Pacific</b>          | <b>13</b> | <b>29</b> | Wayland Baptist          | 0           | 1          |
| Hartnell                    | 1         | 0         | Portland                | 0         | 1         | Weber State              | 3           | 2          |
| Harvard                     | 0         | 2         | Portland State          | 1         | 4         | Wisconsin                | 0           | 1          |
| <b>Hawaii</b>               | <b>13</b> | <b>33</b> | Rice                    | 2         | 14        | Wisconsin-Milwaukee      | 0           | 1          |
| Houston                     | 1         | 1         | Rutgers                 | 0         | 1         | Wyoming                  | 0           | 2          |
| Humboldt State              | 1         | 0         | <b>Sacramento State</b> | <b>12</b> | <b>10</b> | Yale                     | 2           | 0          |
| <b>Idaho</b>                | <b>6</b>  | <b>7</b>  | Saint Mary's            | 2         | 8         |                          |             |            |
| Idaho State                 | 1         | 1         | San Diego               | 2         | 4         | <b>TOTALS</b>            | <b>.315</b> | <b>556</b> |



*Megan Gluhan holds the Event Center record for free throws made in a game at 13. She made 70 three-point goals from 1998-2000, good for eighth all-time in San Jose State history.*



*Atari Parker is second all-time in free throw percentage at .783 (166-212). She was twice named WAC Player of the Week during her career.*



# Series Scores (2007-08 Opponents Only)



## Boise State (9-4)

|         |     |           |
|---------|-----|-----------|
| 1994-95 | N L | 57-53     |
| 2001-02 | A W | 85-74, OT |
|         | H W | 64-53     |
| 2002-03 | H W | 69-64     |
|         | A W | 73-61     |
| 2003-04 | A W | 76-70     |
|         | H W | 58-48     |
| 2004-05 | H W | 64-47     |
|         | A L | 67-54     |
| 2005-06 | H W | 63-57     |
|         | A W | 69-64     |
| 2006-07 | A L | 82-59     |
|         | H W | 68-60     |
|         | N L | 81-64     |

## Cal Poly (8-3)

|         |     |       |
|---------|-----|-------|
| 1978-79 | H W | 96-31 |
| 1980-81 | H W | 82-73 |
| 1981-82 | A W | 82-56 |
| 1982-83 | A W | 74-55 |
| 1985-86 | H L | 67-63 |
| 1995-96 | H W | 85-61 |
| 1996-97 | A W | 72-57 |
| 1997-98 | H W | 73-64 |
| 1998-99 | H W | 71-61 |
| 1999-00 | A L | 76-64 |
| 2006-07 | A L | 71-59 |

## CS Fullerton (9-23)

|         |     |       |
|---------|-----|-------|
| 1977-78 | H L | 89-83 |
| 1978-79 | N W | 62-56 |
| 1980-81 | N W | 93-87 |
| 1982-83 | N W | 63-59 |
| 1984-85 | N L | 76-55 |
| 1986-87 | H L | 92-54 |
|         | A L | 88-59 |
| 1987-88 | H L | 68-52 |
|         | A L | 74-56 |
| 1988-89 | A L | 78-51 |
|         | H L | 75-56 |
| 1989-90 | H L | 61-48 |
|         | A L | 63-54 |
| 1990-91 | A L | 95-46 |
|         | H L | 72-52 |
| 1991-92 | H L | 83-76 |
|         | A L | 87-75 |
| 1992-93 | H L | 76-75 |
|         | A L | 88-60 |
|         | H W | 85-68 |
| 1993-94 | H W | 75-66 |
|         | A W | 89-71 |
| 1994-95 | H L | 84-79 |
|         | A L | 70-57 |
|         | N L | 91-73 |
| 1995-96 | A W | 68-66 |
|         | H L | 84-55 |
| 1998-99 | H L | 65-51 |
| 1999-00 | A L | 86-77 |
| 2000-01 | H W | 86-61 |
| 2001-02 | A W | 66-54 |
| 2006-07 | H L | 69-52 |

## CS Northridge (6-1)

|         |     |       |
|---------|-----|-------|
| 1993-94 | A W | 73-62 |
| 1994-95 | H W | 90-65 |
| 1996-97 | H W | 63-59 |
| 2002-03 | H W | 76-51 |
| 2003-04 | A W | 71-54 |
| 2005-06 | A W | 76-62 |
| 2006-07 | H L | 66-63 |

## Fresno State (17-39)

|         |     |        |
|---------|-----|--------|
| 1974-75 | N L | 90-40  |
| 1975-76 | N L | 67-37  |
| 1977-78 | H W | 69-55  |
|         | A W | 56-51  |
| 1978-79 | A W | 66-53  |
|         | H W | 90-54  |
| 1979-80 | H W | 84-69  |
|         | A W | 73-52  |
| 1980-81 | A W | 75-55  |
|         | H W | 74-44  |
| 1981-82 | A W | 62-52  |
|         | H L | 53-48  |
| 1982-83 | A W | 55-54  |
|         | H W | 80-73  |
| 1983-84 | H L | 52-46  |
|         | A L | 91-87  |
| 1984-85 | A L | 73-63  |
|         | H L | 83-56  |
| 1985-86 | H L | 92-50  |
|         | A L | 81-65  |
| 1986-87 | A L | 107-68 |
|         | H L | 97-60  |
| 1987-88 | H L | 63-43  |
|         | A L | 91-55  |
| 1988-89 | H L | 80-49  |
|         | A L | 86-56  |
| 1989-90 | H L | 72-57  |
|         | A L | 94-66  |
| 1990-91 | A L | 98-67  |
|         | H L | 75-60  |
| 1991-92 | A L | 74-66  |
|         | H L | 72-65  |
| 1993-94 | H W | 70-64  |
| 1995-96 | A L | 74-66  |
| 1996-97 | H L | 64-62  |
|         | A W | 65-58  |
| 1997-98 | A L | 81-66  |
|         | H L | 67-51  |
| 1998-99 | A L | 76-48  |
|         | H L | 60-54  |
| 1999-00 | A L | 84-66  |
|         | H L | 71-65  |
| 2000-01 | A L | 83-62  |
|         | H W | 73-59  |
| 2001-02 | H W | 77-62  |
|         | A W | 65-48  |
| 2002-03 | H W | 66-53  |
|         | A L | 96-80  |
|         | N L | 63-57  |
| 2003-04 | A L | 81-39  |
|         | H L | 72-60  |
| 2004-05 | H L | 79-63  |

|         |     |       |
|---------|-----|-------|
|         | A L | 73-64 |
| 2005-06 | H L | 63-41 |
|         | A L | 77-60 |
| 2006-07 | A L | 61-36 |
|         | H L | 70-63 |

## Hawaii (11-35)

|         |     |          |
|---------|-----|----------|
| 1977-78 | H W | 88-31    |
| 1979-80 | H W | 96-53    |
| 1981-82 | H W | 86-63    |
| 1985-86 | H L | 94-65    |
| 1986-87 | H L | 68-45    |
|         | H L | 79-58    |
| 1987-88 | A L | 90-55    |
|         | A L | 73-43    |
| 1988-89 | H L | 77-66    |
|         | H L | 78-58    |
| 1989-90 | A L | 86-50    |
|         | A L | 94-62    |
| 1990-91 | H L | 67-55    |
|         | H L | 71-45    |
| 1991-92 | A L | 99-80    |
|         | A L | 76-63    |
| 1992-93 | H L | 79-66    |
|         | H L | 91-54    |
| 1993-94 | A L | 88-52    |
|         | A L | 95-45    |
| 1994-95 | H W | 59-57    |
|         | A L | 72-62    |
| 1995-96 | A L | 96-52    |
|         | H L | 62-39    |
| 1996-97 | H L | 84-57    |
|         | A L | 69-51    |
| 1997-98 | A L | 86-56    |
|         | H L | 80-69    |
| 1998-99 | A L | 87-44    |
|         | H L | 70-43    |
| 1999-00 | H L | 73-57    |
|         | A L | 69-42    |
| 2000-01 | A W | 74-72    |
|         | H L | 91-61    |
| 2001-02 | A L | 81-67    |
|         | H L | 66-57    |
| 2002-03 | A L | 54-40    |
|         | H W | 71-67    |
| 2003-04 | H W | 73-45    |
|         | A W | 62-50    |
| 2004-05 | H W | 54-49 OT |
|         | A W | 56-54    |
| 2005-06 | H L | 76-61    |
|         | A L | 57-49    |
| 2006-07 | H W | 57-56    |
|         | A L | 64-53    |

## Idaho (6-7)

|         |     |           |
|---------|-----|-----------|
| 1986-87 | H L | 72-60     |
| 1992-93 | H L | 74-58     |
| 1994-95 | A W | 75-66, OT |
| 1995-96 | A W | 68-65     |
| 1997-98 | H W | 79-66     |
| 1998-99 | A L | 74-59     |
| 2001-02 | H W | 61-44     |

|         |     |       |
|---------|-----|-------|
| 2002-03 | A L | 73-57 |
| 2005-06 | H W | 61-52 |
|         | A L | 80-62 |
| 2006-07 | H L | 72-64 |
|         | A L | 69-66 |
|         | N W | 72-66 |

## Kansas (0-1)

|         |     |       |
|---------|-----|-------|
| 1980-81 | H L | 81-72 |
|---------|-----|-------|

## Long Beach State (1-27)

|         |     |           |
|---------|-----|-----------|
| 1977-78 | H L | 70-57     |
| 1978-79 | A L | 90-69     |
| 1979-80 | A L | 79-69     |
| 1980-81 | A L | 79-56     |
| 1981-82 | H L | 75-54     |
| 1982-83 | A L | 89-63     |
| 1983-84 | H L | 87-45     |
| 1984-85 | A L | 99-76     |
| 1986-87 | A L | 120-53    |
|         | H L | 149-69    |
| 1987-88 | A L | 96-33     |
|         | H L | 82-51     |
| 1988-89 | H L | 113-72    |
|         | A L | 111-59    |
| 1989-90 | A L | 93-53     |
|         | H L | 93-71     |
| 1990-91 | H L | 110-56    |
|         | A L | 73-53     |
| 1991-92 | A L | 91-65     |
|         | H L | 83-51     |
| 1992-93 | H L | 59-58     |
|         | A L | 87-73     |
| 1993-94 | H W | 73-71     |
|         | A L | 82-66     |
| 1994-95 | A L | 70-58     |
|         | H L | 64-59     |
| 1995-96 | H L | 91-81     |
|         | A L | 89-87, OT |

## Louisiana Tech (0-12)

|         |     |       |
|---------|-----|-------|
| 2001-02 | H L | 79-49 |
|         | A L | 87-47 |
| 2002-03 | A L | 83-38 |
|         | H L | 66-59 |
| 2003-04 | H L | 84-71 |
|         | A L | 82-51 |
| 2004-05 | A L | 66-52 |
|         | H L | 80-51 |
| 2005-06 | A L | 74-51 |
|         | H L | 78-48 |
| 2006-07 | H L | 65-52 |
|         | A L | 71-61 |

## Nevada (22-12)

|         |     |       |
|---------|-----|-------|
| 1975-76 | A L | 55-47 |
|         | A W |       |
| 1977-78 | H W | 64-54 |
| 1978-79 | H W | 93-50 |
| 1979-80 | N W | 95-38 |
| 1983-84 | H W | 90-86 |
| 1987-88 | A L | 72-54 |



# Series Scores (2007-08 Opponents Only)

|         |     |            |
|---------|-----|------------|
| 1992-93 | H W | 55-49      |
|         | A L | 76-63      |
| 1993-94 | H W | 79-43      |
|         | A W | 78-51      |
| 1994-95 | H W | 59-54      |
|         | A L | 74-73      |
| 1995-96 | A L | 68-58      |
|         | H L | 81-62      |
| 1996-97 | H W | 79-54      |
| 1997-98 | A L | 59-52      |
| 1999-00 | H L | 65-58      |
| 2000-01 | A L | 86-57      |
|         | H W | 78-75      |
| 2001-02 | H W | 78-60      |
|         | A W | 71-52      |
| 2002-03 | H W | 63-60      |
|         | A W | 77-52      |
| 2003-04 | A W | 70-63      |
|         | H W | 81-78, 2OT |
|         | N W | 68-60      |
| 2004-05 | H W | 76-63      |
|         | A W | 65-49      |
| 2005-06 | A W | 64-56      |
|         | H W | 53-48      |
|         | N L | 76-61      |
| 2006-07 | A L | 74-47      |
|         | H L | 70-52      |

## New Mexico State (3-15)

|         |     |            |
|---------|-----|------------|
| 1990-91 | H L | 95-66      |
|         | A L | 104-63     |
| 1991-92 | A L | 94-74      |
|         | H L | 102-81     |
| 1992-93 | H L | 71-56      |
|         | A L | 80-72      |
| 1993-94 | A L | 91-68      |
|         | H L | 91-84, 2OT |
|         | N L | 85-57      |
| 1994-95 | A L | 81-40      |
|         | H L | 66-61      |
| 1995-96 | H L | 58-49      |
|         | A L | 86-54      |
| 2003-04 | H W | 69-41      |
| 2004-05 | A W | 54-43      |
| 2005-06 | A L | 50-47      |
|         | H W | 58-35      |
| 2006-07 | H L | 59-48      |
|         | A L | 79-53      |

## Oregon (2-7)

|         |     |       |
|---------|-----|-------|
| 1974-75 | W   | 62-47 |
| 1979-80 | H L | 93-77 |
| 1980-81 | N L | 81-61 |
| 1982-83 | H L | 66-64 |
| 1983-84 | N L | 75-65 |
|         | A L | 66-58 |
| 1984-85 | H W | 68-62 |
| 1985-86 | A L | 77-64 |
|         | H L | 81-59 |

## Pacific (13-29)

|         |     |       |
|---------|-----|-------|
| 1977-78 | A W | 67-42 |
|         | H W | 68-33 |
| 1978-79 | H W | 80-33 |
|         | A W | 77-51 |
| 1979-80 | A W | 91-37 |
|         | H W | 69-65 |
| 1980-81 | A L | 59-51 |
|         | H L | 85-71 |
| 1981-82 | H W | 89-57 |
|         | A L | 72-61 |
| 1982-83 | H L | 70-68 |
|         | A L | 78-74 |
| 1983-84 | A W | 79-68 |
|         | H L | 73-70 |
| 1984-85 | H W | 83-74 |
| 1985-86 | A L | 71-70 |
| 1986-87 | H L | 70-55 |
|         | A L | 68-57 |
| 1987-88 | A L | 49-46 |
|         | H L | 65-55 |
| 1988-89 | H L | 59-54 |
|         | A L | 67-60 |
| 1989-90 | H L | 71-58 |
|         | A L | 70-53 |
| 1990-91 | H L | 73-49 |
|         | A L | 72-54 |
| 1991-92 | H L | 65-60 |
|         | A L | 78-46 |
| 1992-93 | A L | 57-45 |
|         | H L | 69-51 |
| 1993-94 | A L | 72-70 |
|         | H W | 74-63 |
| 1994-95 | H L | 64-51 |
|         | A L | 58-57 |
| 1995-96 | A L | 79-70 |
|         | H L | 78-64 |
| 1996-97 | H W | 63-60 |
| 1997-98 | A L | 70-59 |
| 1998-99 | H L | 75-38 |
| 1999-00 | A L | 77-50 |
| 2001-02 | H W | 78-75 |
| 2006-07 | A W | 65-56 |

## Sacramento State (12-10)

|         |     |             |
|---------|-----|-------------|
| 1975-76 | H L | 96-54       |
|         | A L | 72-36       |
| 1976-77 | L   | 63-57       |
|         | L   | 61-56       |
| 1977-78 | H W | 68-28       |
| 1978-79 | H W | 87-48       |
| 1985-86 | N L | 79-69       |
| 1986-87 | A W | 61-58       |
| 1987-88 | H W | 65-61       |
| 1991-92 | A L | 60-51       |
| 1992-93 | H L | 74-56       |
| 1993-94 | A L | 111-100, OT |
| 1995-96 | N W | 85-68       |
|         | H W | 77-71       |
| 1996-97 | H L | 71-55       |
| 1997-98 | H W | 76-68       |
| 1998-99 | N L | 76-63       |

|         |     |       |
|---------|-----|-------|
| 1999-00 | A W | 62-60 |
| 2000-01 | H W | 71-59 |
| 2001-02 | A W | 82-57 |
| 2003-04 | A W | 70-39 |
| 2004-05 | H W | 59-46 |

## San Francisco (20-13)

|         |     |           |
|---------|-----|-----------|
| 1974-75 | L   | 56-48     |
| 1977-78 | H W | 75-55     |
|         | A W | 84-51     |
| 1978-79 | A W | 85-68     |
|         | A W | 74-44     |
|         | H W | 50-41     |
| 1979-80 | N W | 59-58     |
|         | A L | 61-57     |
|         | H W | 70-59     |
| 1980-81 | H W | 53-51     |
|         | A W | 75-53     |
| 1981-82 | H W | 62-49     |
|         | A W | 48-40     |
| 1982-83 | A W | 81-66     |
|         | H W | 66-65     |
| 1983-84 | H W | 73-49     |
|         | A L | 82-68     |
| 1984-85 | H W | 84-58     |
|         | A L | 78-67     |
| 1986-87 | A L | 76-48     |
| 1987-88 | H L | 59-57     |
| 1988-89 | A W | 61-47     |
|         | H W | 66-49     |
| 1990-91 | A L | 78-54     |
|         | H L | 69-64     |
| 1991-92 | H L | 74-63     |
| 1992-93 | A L | 57-41     |
| 1993-94 | H W | 62-49     |
| 1994-95 | A L | 88-59     |
| 1995-96 | H L | 80-49     |
| 2003-04 | H W | 66-53     |
| 2004-05 | A W | 48-47     |
| 2006-07 | H L | 53-48, OT |

## Santa Clara (18-20)

|         |     |       |
|---------|-----|-------|
| 1975-76 | A W | 39-28 |
| 1976-77 | W   | 73-28 |
| 1977-78 | A W | 73-49 |
|         | H W | 89-26 |
| 1978-79 | A W | 79-44 |
|         | H W | 75-24 |
| 1979-80 | H W | 70-25 |
|         | A W | 79-52 |
| 1980-81 | A W | 73-61 |
|         | H W | 81-58 |
| 1981-82 | H W | 80-64 |
|         | A L | 66-64 |
| 1982-83 | H W | 60-55 |
|         | A W | 66-59 |
| 1983-84 | H W | 73-72 |
| 1984-85 | A L | 62-60 |
|         | H W | 62-53 |
| 1985-86 | A L | 60-45 |
| 1986-87 | H L | 74-49 |
| 1987-88 | A L | 71-31 |



|         |     |           |
|---------|-----|-----------|
| 1988-89 | H W | 66-62, OT |
| 1989-90 | H W | 75-55     |
| 1990-91 | A L | 72-45     |
| 1991-92 | H L | 80-50     |
| 1993-94 | N L | 81-54     |
| 1994-95 | N L | 79-58     |
| 1995-96 | N L | 77-42     |
| 1996-97 | N L | 82-62     |
| 1997-98 | N L | 90-51     |
| 1998-99 | N L | 78-45     |
| 1999-00 | N L | 79-51     |
| 2000-01 | H L | 85-68     |
| 2001-02 | A L | 73-58     |
| 2002-03 | H L | 61-54     |
| 2003-04 | A W | 75-62     |
| 2004-05 | H L | 75-74     |
| 2005-06 | A L | 81-70     |
| 2006-07 | H L | 71-59     |

## Utah State (4-1)

|         |     |       |
|---------|-----|-------|
| 1980-81 | H W | 88-66 |
| 2005-06 | A W | 63-51 |
|         | H W | 70-49 |
| 2006-07 | A L | 58-50 |
|         | H W | 65-57 |

## Washington State (3-4)

|         |     |       |
|---------|-----|-------|
| 1979-80 | H W | 90-58 |
| 1982-86 | A W | 67-63 |
| 1984-85 | H W | 78-69 |
| 1984-85 | A L | 82-69 |
| 1985-86 | A L | 84-72 |
|         | H L | 75-74 |
| 2006-07 | H L | 72-61 |

# Year-By-Year Records



| YEAR    | W/L   | PCT. | CONF./FINISH | PCT   | HEAD COACH     | YEAR          | W/L            | PCT.        | CONF./FINISH   | PCT         | HEAD COACH  |
|---------|-------|------|--------------|-------|----------------|---------------|----------------|-------------|----------------|-------------|---|
| 1974-75 | 3-5   | .375 |              |       | Carolyn Lewis  | 1993-94       | 14-13          | .519        | 9-9/tie 6th    | .500        | Karen Smith   |
| 1975-76 | 5-10  | .333 |              |       | Carolyn Lewis  | 1994-95       | 4-24           | .142        | 2-16/10th      | .111        | Karen Smith   |
| 1976-77 | 10-10 | .500 | 4-7/4th      | .364  | Sharon Chatman | 1995-96       | 8-19           | .308        | 3-15/tie 9th   | .167        | Karen Smith   |
| 1977-78 | 17-10 | .630 | 12-0/1st     | 1.000 | Sharon Chatman | 1996-97       | 10-18          | .357        | 5-11/6th       | .313        | Karen Smith   |
| 1978-79 | 24-4  | .857 | 12-0/1st     | 1.000 | Sharon Chatman | 1997-98       | 6-21           | .222        | 2-12/8th       | .143        | Karen Smith   |
| 1979-80 | 22-9  | .710 | 9-3/2nd      | .750  | Sharon Chatman | 1998-99       | 2-25           | .074        | 0-14/8th       | .000        | Karen Smith   |
| 1980-81 | 14-13 | .519 | 8-4/2nd      | .667  | Sharon Chatman | 1999-00       | 3-24           | .111        | 1-13/8th       | .071        | Janice Richard  |
| 1981-82 | 15-12 | .556 | 7-5/3rd      | .583  | Sharon Chatman | 2000-01       | 13-16          | .448        | 4-12/9th       | .250        | Janice Richard  |
| 1982-83 | 17-9  | .624 | 8-6/5th      | .571  | Sharon Chatman | 2001-02       | 17-11          | .607        | 12-6/4th       | .750        | Janice Richard  |
| 1983-84 | 9-17  | .346 | 5-9/6th      | .357  | Sharon Chatman | 2002-03       | 13-15          | .464        | 9-9/6th        | .500        | Janice Richard  |
| 1984-85 | 9-17  | .346 | 3-9/7th      | .250  | Sharon Chatman | 2003-04       | 16-13          | .552        | 7-11/T6th      | .389        | Janice Richard  |
| 1985-86 | 6-20  | .231 | 1-11/7th     | .083  | Sharon Chatman | 2004-05       | 18-12          | .600        | 10-8/T4th      | .556        | Janice Richard  |
| 1986-87 | 3-23  | .115 | 1-17/9th     | .056  | Tina Krah      | 2005-06       | 13-15          | .464        | 8-8/T4th       | .500        | Janice Richard  |
| 1987-88 | 1-26  | .037 | 0-18/10th    | .000  | Tina Krah      | 2006-07       | 5-27           | .156        | 4-12/T8th      | .333        | Greg Lockridge<br>(interim)<br>Derrick Allen<br>(interim) |
| 1988-89 | 4-23  | .148 | 1-17/10th    | .056  | Tina Krah      |               |                |             |                |             |   |
| 1989-90 | 5-24  | .172 | 2-16/9th     | .111  | Tina Krah      |               |                |             |                |             |   |
| 1990-91 | 2-25  | .074 | 0-18/10th    | .000  | Tina Krah      |               |                |             |                |             |   |
| 1991-92 | 2-25  | .074 | 1-17/10th    | .056  | Tina Krah      |               |                |             |                |             |   |
| 1992-93 | 5-21  | .192 | 4-14/tie 8th | .222  | Karen Smith    |               |                |             |                |             |   |
|         |       |      |              |       |                | <b>33 YRS</b> | <b>315-556</b> | <b>.362</b> | <b>154-327</b> | <b>.320</b> |   |

## San Jose State Coaching Records

|                 | No. of Seasons | Seasons        | Wins     | Losses    | Pct.        |
|-----------------|----------------|----------------|----------|-----------|-------------|
| Derrick Allen** | 1              | 2006-07        | 5        | 21        | .192        |
| Greg Lockridge* | 1              | 2006-07        | 0        | 6         | .000        |
| Janice Richard  | 7              | 1999-2006      | 93       | 106       | .467        |
| Karen Smith     | 7              | 1993-99        | 49       | 141       | .216        |
| Tina Krah       | 6              | 1987-92        | 17       | 146       | .104        |
| Sharon Chatman  | 10             | 1977-86        | 143      | 121       | .542        |
| Carolyn Lewis   | <u>2</u>       | <u>1975-76</u> | <u>8</u> | <u>15</u> | <u>.348</u> |
| Totals          | 32             | 1974-2007      | 315      | 556       | .362        |

\*named Interim Coach on 11/30/2006

\*named Interim Coach on 8/20/2006



Carolyn Lewis



Sharon Chatman



Tina Krah



Karen Smith



Janice Richard





# Year-By-Year Results

## 1974-75 (3-5)

|   |   |                |       |
|---|---|----------------|-------|
|   | L | Chico State    | 82-54 |
|   | L | Fresno State   | 90-40 |
| W |   | Humboldt State | 54-51 |
| W |   | Oregon         | 62-47 |
|   | L | CS Hayward     | 70-53 |
|   | L | USF            | 56-48 |
|   | L | at Stanford    | 76-52 |
| W |   | Hartnell       | 59-38 |

Records are incomplete from 1974-75.

## 1975-76 (5-10)

|      |   |                           |       |
|------|---|---------------------------|-------|
| 1/21 | W | at Santa Clara            | 39-28 |
|      | L | CHICO STATE               | 63-35 |
|      |   | at Chico State Tournament |       |
|      | L | UC Davis                  | 65-56 |
|      | L | Fresno State              | 67-37 |
|      | L | UC DAVIS                  | 49-45 |
| 1/9  | W | at Stanford               | 68-49 |
| 1/13 | W | CALIFORNIA                | 62-54 |
|      | L | at UC Davis               | 74-54 |
|      | L | at Nevada                 | 55-47 |
| 2/10 | L | at California             | 50-47 |
|      | L | CS SACRAMENTO             | 96-54 |
| 2/23 | L | STANFORD                  | 83-66 |
|      | L | at CS Sacramento          | 72-36 |
| 2/28 | W | vs. Stanford              | 57-50 |
|      | W | at Nevada                 |       |


## 1976-77 (10-10, 4-7)

|     |   |                     |       |
|-----|---|---------------------|-------|
| W   |   | Stanislaus State    | 30-27 |
| W   |   | San Francisco State | 75-21 |
| W   |   | Stanislaus State    | 79-37 |
| W   |   | Cal State Hayward   | 48-46 |
|     | L | UCLA                | 80-42 |
| W   |   | USC                 | 68-49 |
| 2/5 | L | at Stanford         | 62-56 |

|      |   |                     |       |
|------|---|---------------------|-------|
| L    |   | Chico State         | 53-50 |
|      | L | UC Davis            | 65-57 |
| W    |   | Stanislaus State    | 62-48 |
|      | L | CS SACRAMENTO       | 63-57 |
| W    |   | Santa Clara         | 73-28 |
|      | L | San Francisco State | 71-53 |
|      | L | Cal Poly Pomona     | 81-60 |
| W    |   | Cal State Hayward   | 65-60 |
|      | L | San Francisco State | 69-57 |
|      | L | at CS Sacramento    | 61-56 |
|      | L | Chico State         | 60-40 |
| W    |   | UC Davis            | 57-54 |
| 2/26 | W | STANFORD            | 67-46 |

## 1977-78 (17-10, 12-0)

|      |   |                          |       |
|------|---|--------------------------|-------|
|      |   | at Cal Poly Invitational |       |
|      | L | UC Santa Barbara         | 61-60 |
| 12/2 | W | California               | 66-65 |
|      | L | San Diego State          | 89-85 |
|      | L | at UCLA                  | 84-70 |
|      | L | at USC                   | 69-53 |
|      | L | at Cal Poly Pomona       | 65-51 |
|      | L | at UC Davis              | 41-40 |
|      | W | CS HAYWARD               | 75-46 |
|      | W | HAWAII                   | 88-31 |
|      | W | NEVADA                   | 64-54 |
|      | L | CS FULLERTON             | 89-83 |
| 1/18 | W | at California            | 45-37 |
|      | W | USF                      | 75-55 |
| 1/25 | W | at Stanford              | 61-56 |
|      | W | at Pacific               | 67-42 |
|      | W | FRESNO STATE             | 69-55 |
|      | W | at Santa Clara           | 73-49 |
| 2/8  | W | CALIFORNIA               | 76-65 |
|      | W | CS SACRAMENTO            | 68-28 |
|      | W | PACIFIC                  | 68-33 |
|      | W | at USF                   | 84-51 |



*Elinor Banks was the first Spartan to be named an All-American for the 1978-79 season.*

|      |   |                  |       |
|------|---|------------------|-------|
|      | L | BIOLA            | 64-60 |
| W    |   | SANTA CLARA      | 89-26 |
| 2/24 | W | STANFORD         | 72-65 |
|      | L | LONG BEACH STATE | 70-57 |
| W    |   | at Fresno State  | 56-51 |
|      | L | UNLV*            | 86-55 |

\*first round of AIAW Regionals

## 1978-79 (24-4, 12-0)

|      |   |                           |       |
|------|---|---------------------------|-------|
|      |   | at USF Tournament         |       |
|      | L | BYU                       | 85-78 |
| W    |   | USF                       | 85-68 |
|      | L | at Long Beach State       | 90-69 |
| W    |   | at CS-Los Angeles         | 88-48 |
|      | L | at UCLA                   | 71-65 |
| W    |   | CS HAYWARD                | 92-37 |
| W    |   | CS SACRAMENTO             | 87-45 |
|      |   | at Santa Clara Tournament |       |
| W    |   | Chico State               | 67-29 |
| W    |   | CS Fullerton              | 62-56 |
| W    |   | ARIZONA STATE             | 84-55 |
| 1/4  | W | ARIZONA                   | 99-44 |
| W    |   | CAL POLY                  | 96-31 |
| W    |   | at USF                    | 74-44 |
| W    |   | YALE                      | 89-47 |
| W    |   | PACIFIC                   | 80-33 |
| W    |   | at Santa Clara            | 79-44 |
| 1/24 | W | at Stanford               | 76-56 |
| W    |   | at Fresno State           | 66-53 |
| 1/31 | W | CALIFORNIA                | 77-51 |
| W    |   | FRESNO STATE              | 90-54 |
| 2/7  | W | at California             | 80-51 |
| W    |   | USF                       | 50-41 |
| W    |   | SANTA CLARA               | 75-24 |
| W    |   | at Pacific                | 77-51 |
| 2/24 | W | STANFORD                  | 79-51 |
| W    |   | SAN FRANCISCO ST.         | 59-43 |
| W    |   | NEVADA                    | 93-50 |
|      | L | USC*                      | 99-92 |

\*first round of AIAW Regionals



**1978-79 NorCal Champions. AIAW Tournament Participants. School Record 24-Win Season**

**Front Row (l to r):** Lisa Frazer, Sandi Satre, Wanda Thompson, Cathy Turner & Karen Mason. **Back Row (l to r):** Raylene Ochoa, Lee Barnardino, Debbi Johnson, Elinor Banks, Susan Day, Winnia Gazaway & Sally Halvorson.

# Year-By-Year Scores



## 1979-80 (22-9, 9-3)

|       |                                   |       |
|-------|-----------------------------------|-------|
|       | at Cal Poly Tournament            |       |
| 11/15 | W San Diego State                 | 56-45 |
| 11/16 | W Stanford                        | 64-59 |
| 11/17 | W USF                             | 59-58 |
|       | at Wayland Baptist Tournament     |       |
| 11/22 | L Wayland Baptist                 | 76-55 |
| 11/23 | W BYU                             | 92-86 |
| 11/24 | W Memphis State                   | 71-61 |
| 12/4  | W USC                             | 70-61 |
| 12/6  | L at Oregon                       | 93-77 |
| 12/8  | L at Oregon State                 | 74-72 |
| 12/12 | W E. WASHINGTON                   | 63-53 |
| 12/15 | L TENNESSEE                       | 81-70 |
| 12/21 | W at San Francisco State          | 66-52 |
|       | at Santa Clara New Year's Classic |       |
| 12/27 | W Nevada                          | 95-38 |
| 12/28 | W Cal Poly Pomona                 | 95-60 |
| 1/3   | W at UC Davis                     | 98-55 |
| 1/9   | W at Pacific                      | 91-37 |
| 1/11  | W SANTA CLARA                     | 70-25 |
| 1/12  | W HAWAII                          | 96-53 |
| 1/16  | W STANFORD                        | 80-61 |
| 1/23  | L at USF                          | 61-57 |
| 1/26  | W FRESNO STATE                    | 84-69 |
| 2/1   | L at California                   | 78-69 |
| 2/2   | L at Long Beach State             | 79-69 |
| 2/6   | W at Santa Clara                  | 79-52 |
| 2/8   | W WASHINGTON STATE                | 90-58 |
| 2/9   | W PACIFIC                         | 69-65 |
| 2/16  | L at Stanford                     | 66-59 |
| 2/21  | W USF                             | 70-59 |
| 2/23  | W at Fresno State                 | 73-52 |
| 2/29  | W CALIFORNIA                      | 77-70 |
| 3/6   | L UCLA*                           | 81-66 |

\*first round of AIAW Regionals



Karen Mason is the school's all-time scoring leader with 1,760 points. She was named and all-American for the 1980-81 season.


## 1980-81 (14-13, 8-4)

|       |                              |        |
|-------|------------------------------|--------|
|       | ANHEUSER BUSCH CLASSIC       |        |
| 11/21 | W Utah State                 | 88-66  |
| 11/22 | L UCLA                       | 78-63  |
| 11/25 | L at Texas                   | 74-54  |
|       | at Santa Clara Tournament    |        |
| 12/5  | W San Francisco State        | 103-69 |
| 12/6  | W CS Fullerton               | 93-87  |
| 12/14 | W CAL POLY SLO               | 82-73  |
|       | at Portland State Tournament |        |
| 12/16 | L Oregon                     | 81-61  |
| 12/17 | L Portland State             | 80-78  |
| 12/18 | W BYU                        | 70-67  |
| 12/28 | L MONTCLAIR STATE            | 63-59  |
| 12/30 | L KANSAS                     | 81-72  |
| 1/3   | L at Long Beach State        | 79-56  |
| 1/5   | L at USC                     | 94-78  |
| 1/10  | W at Stanford                | 75-61  |
| 1/15  | W at Fresno State            | 75-55  |
| 1/17  | W USF                        | 53-51  |
| 1/20  | W at Santa Clara             | 73-61  |
| 1/23  | L CALIFORNIA                 | 78-63  |
| 1/30  | L at Pacific                 | 59-51  |
| 2/3   | W SAN FRANCISCO STATE        | 69-65  |
| 2/7   | W STANFORD                   | 61-48  |
| 2/10  | W at USF                     | 75-53  |
| 2/13  | W FRESNO STATE               | 74-44  |
| 2/17  | W SANTA CLARA                | 81-58  |
| 2/20  | L at California              | 83-66  |
| 2/27  | L PACIFIC                    | 85-71  |
| 3/12  | L USC*                       | 91-57  |

\*first round of AIAW Regionals

## 1981-82 (15-12, 7-5)

|          |                        |             |
|----------|------------------------|-------------|
|          | ANHEUSER BUSCH CLASSIC |             |
| 11/20-21 | W Weber State          | 86-53       |
| 11/21    | L Texas                | 69-56       |
| 11/28    | W at Cal Poly          | 82-56       |
| 11/29    | W at UC Santa Barbara  | 75-52       |
| 12/5     | W at Utah              | 66-57       |
| 12/6     | W at Cal Poly Pomona   | 74-73 (OT)  |
| 12/12    | L USC                  | 88-72       |
| 12/13    | L LONG BEACH STATE     | 75-54       |
| 12/19    | L at Arizona State     | 71-58       |
| 12/20    | L at UNLV              | 80-71       |
| 12/22    | W CHICO STATE          | 85-56       |
| 12/30    | L OREGON STATE         | 80-79 (2OT) |
| 1/6      | W HAWAII               | 86-63       |
| 1/7      | W at San Diego         | 60-39       |
| 1/9      | L at UC Irvine         | 46-42       |
| 1/14     | W SANTA CLARA          | 80-64       |
| 1/16     | W PACIFIC              | 89-57       |
| 1/23     | W at Stanford          | 74-65       |
| 1/27     | W at Fresno State      | 62-52       |
| 1/30     | W USF                  | 62-49       |
| 2/6      | L at California        | 75-64       |
| 2/10     | L at Santa Clara       | 66-64       |
| 2/13     | L at Pacific           | 72-61       |
| 2/20     | L STANFORD             | 85-72       |
| 2/24     | W at USF               | 48-40       |
| 2/27     | L FRESNO STATE         | 53-48       |
| 3/6      | W CALIFORNIA           | 65-56       |




Wanda Thompson holds school records for assists in a season (211) and a career (742) and steals in a season (136) and a career (434).

## 1982-83 (17-9, 8-6)

|       |                                  |       |
|-------|----------------------------------|-------|
|       | at Cal Poly Classic              |       |
| 11/18 | W UC Santa Barbara               | 81-58 |
| 11/19 | L Arizona State                  | 59-58 |
| 11/20 | W Cal Poly                       | 74-55 |
|       | 12/2-3 ANHEUSER BUSCH CLASSIC    |       |
| 12/2  | W UC Santa Barbara               | 70-62 |
| 12/3  | L Stanford                       | 84-66 |
| 12/6  | W SAN DIEGO                      | 98-55 |
| 12/8  | W at Stanford                    | 68-66 |
|       | 12/10-11 at Long Beach Classic   |       |
| 12/10 | W Weber State                    | 85-77 |
| 12/11 | L Long Beach State               | 89-63 |
|       | 12/19-21 at UC Irvine Tournament |       |
| 12/19 | W Utah                           | 69-57 |
| 12/20 | W CS Fullerton                   | 63-59 |
| 12/21 | W Houston                        | 71-68 |
| 1/4   | W at USF                         | 81-66 |
| 1/6   | L PACIFIC                        | 70-68 |
| 1/11  | W at Fresno State                | 55-54 |
| 1/17  | W SANTA CLARA                    | 60-55 |
| 1/20  | W at Washington State            | 67-63 |
| 1/22  | L at Washington                  | 67-63 |
| 1/27  | L at California                  | 73-58 |
| 2/3   | L OREGON                         | 66-64 |
| 2/5   | W OREGON STATE                   | 69-56 |
| 2/10  | L at Pacific                     | 78-74 |
| 2/12  | W FRESNO STATE                   | 80-73 |
| 2/15  | W at Santa Clara                 | 66-59 |
| 2/18  | W USF                            | 66-65 |
| 2/26  | L CALIFORNIA                     | 82-73 |



# Year-By-Year Scores



Debbie Johnson, a two-time second team all-NorCal selection in 1978 and 1979, is third all-time in blocks with 82.

## 1983-84 (9-17, 5-9)

|          |                                   |
|----------|-----------------------------------|
| 11/17-19 | at Cal Poly SLO Classic           |
| 11/17    | W UC Davis..... 78-49             |
| 11/18    | L Oregon..... 75-65               |
| 11/19    | W UC Santa Barbara..... 93-57     |
| 11/23    | L STANFORD..... 73-72             |
| 11/29    | W SONOMA STATE..... 84-55         |
| 12/2-3   | ANHEUSER BUSCH CLASSIC            |
| 12/2     | W Nevada..... 90-86               |
| 12/3     | L Montana State..... 71-69        |
| 12/9     | L HOUSTON..... 72-48              |
| 12/10    | L at UNLV..... 65-47              |
| 12/21    | L at San Francisco State... 86-81 |
| 1/5      | at Montana Classic                |
| 1/5      | L at Colorado State..... 68-55    |
| 1/12     | L FRESNO STATE..... 52-46         |
| 1/14     | W USF..... 73-49                  |
| 1/18     | W at Santa Clara..... 64-61       |
| 1/23     | W at Pacific..... 79-68           |
| 1/26     | L WASHINGTON..... 89-71           |
| 1/28     | W WASHINGTON ST..... 78-69        |
| 2/1      | L CALIFORNIA..... 95-68           |
| 2/9      | L at Oregon State..... 89-71      |
| 2/11     | L at Oregon..... 66-58            |
| 2/16     | L PACIFIC..... 73-70              |
| 2/17     | L at Fresno State..... 91-87      |
| 2/21     | W SANTA CLARA..... 73-72          |
| 2/24     | L at USF..... 82-68               |
| 2/26     | L LONG BEACH STATE... 87-45       |
| 3/2      | L at California..... 92-81        |

## 1984-85 (9-17, 3-9)

|          |                               |
|----------|-------------------------------|
| 11/15-16 | at Cal Poly Classic           |
| 11/15    | W UC Santa Barbara..... 79-61 |
| 11/16    | L UC Irvine..... 58-48        |
| 11/27    | L at Stanford..... 75-72      |

|            |                                  |
|------------|----------------------------------|
| 11/30-12/1 | ANHEUSER BUSCH CLASSIC           |
| 11/30      | L UTEP..... 75-73                |
| 12/1       | L Iowa..... 67-45                |
| 12/6       | W CS HAYWARD..... 90-62          |
| 12/8       | W PACIFIC..... 83-74             |
| 12/11      | W SAN FRANCISCO STATE96-69       |
| 12/21      | L at San Diego State..... 97-67  |
| 12/27-29   | at UC Irvine Holiday Classic     |
| 12/27      | W Idaho State..... 97-72         |
| 12/28      | L CS Fullerton..... 76-55        |
| 12/29      | L at UC Irvine..... 88-84 (OT)   |
| 1/2        | L at Long Beach State..... 99-76 |
| 1/8        | W ST. MARY'S..... 83-80          |
| 1/12       | W USF..... 84-58                 |
| 1/17       | L at Santa Clara..... 62-60      |
| 1/18       | L at Fresno State..... 73-63     |
| 1/24       | L at Washington..... 97-66       |
| 1/26       | L at Washington State..... 82-69 |
| 2/1        | W OREGON..... 68-62              |
| 2/2        | L OREGON STATE..... 83-52        |
| 2/8        | L at California..... 90-81       |
| 2/9        | L at USF..... 78-67              |
| 2/15       | W SANTA CLARA..... 62-56         |
| 2/23       | L FRESNO STATE..... 83-56        |
| 3/1        | L CALIFORNIA..... 97-81          |

## 1985-86 (6-20, 1-11)

|          |                                     |
|----------|-------------------------------------|
| 11/22-23 | ANHEUSER BUSCH CLASSIC              |
| 11/22    | L Arizona..... 81-64                |
| 11/23    | L Hawaii..... 94-65                 |
| 11/29    | L CAL POLY..... 67-63               |
| 12/6-7   | at Dial Classic,<br>San Diego State |
| 12/6     | L New Orleans..... 69-50            |
| 12/7     | W Jackson State..... 75-72          |
| 12/10    | L at Pacific..... 71-70             |
| 12/13    | L UNLV..... 74-33                   |
| 12/31    | L at Santa Clara..... 60-45         |
| 1/1      | W MONTANA..... 67-60                |
| 1/3-4    | at Cal Poly Tournament              |
| 1/3      | L CS Sacramento..... 79-69          |
| 1/4      | W Army..... 79-58                   |
| 1/8      | W at Saint Mary's..... 70-67        |
| 1/11     | W at CS Hayward..... 71-53          |
| 1/17     | L at Oregon State..... 80-53        |
| 1/18     | L at Oregon..... 77-64              |
| 1/25     | L FRESNO STATE..... 92-50           |
| 1/30     | L at Washington State..... 84-72    |
| 2/1      | L at Washington..... 77-44          |
| 2/7      | L at California..... 64-53          |
| 2/14     | L OREGON..... 81-59                 |
| 2/15     | W OREGON STATE..... 88-78           |
| 2/21     | L at Fresno State..... 81-65        |
| 2/26     | L U.S. INTERNATIONAL . 89-86        |
| 2/28     | L WASHINGTON..... 87-53             |
| 3/1      | L WASHINGTON STATE . 75-74          |
| 3/1      | L CALIFORNIA..... 77-63             |


## 1986-87 (3-23, 1-17)

|        |                                   |
|--------|-----------------------------------|
| 11/29  | W at CS Sacramento..... 61-58     |
| 12/5-6 | ANHEUSER BUSCH<br>TIP-OFF CLASSIC |
| 12/5   | L George Mason..... 67-60         |
| 12/6   | L Idaho..... 72-60                |
| 12/11  | L SANTA CLARA..... 74-49          |

|       |                                  |
|-------|----------------------------------|
| 12/13 | L at Stanford..... 94-43         |
| 12/20 | L at USF..... 76-48              |
| 12/30 | W CS HAYWARD..... 59-53          |
| 1/2   | L at Fresno State..... 107-68    |
| 1/3   | L at UC Santa Barbara .... 71-49 |
| 1/8   | L PACIFIC..... 70-55             |
| 1/10  | W UC SANTA BARBARA.. 72-61       |
| 1/15  | L UNLV..... 72-42                |
| 1/19  | L CALIFORNIA..... 92-58          |
| 1/22  | L at Long Beach State... 120-53  |
| 1/24  | L at UC Irvine..... 73-49        |
| 1/29  | L CS FULLERTON..... 92-54        |
| 1/31  | L SAN DIEGO STATE.... 64-60      |
| 2/5   | L at Pacific..... 68-57          |
| 2/7   | L UC IRVINE..... 76-61           |
| 2/12  | L HAWAII..... 68-45              |
| 2/14  | L HAWAII..... 79-58              |
| 2/16  | L LONG BEACH STATE . 149-69      |
| 2/19  | L FRESNO STATE..... 97-60        |
| 2/21  | L at CS Fullerton..... 88-59     |
| 2/26  | L at UNLV..... 88-41             |
| 2/28  | L at San Diego State..... 97-56  |

## 1987-88 (1-26, 0-18)

|          |                                 |
|----------|---------------------------------|
| 12/1     | L at California..... 84-65      |
| 12/4     | L TOWSON STATE..... 70-60       |
| 12/7     | L WASHINGTON..... 77-38         |
| 12/9     | L at Nevada..... 72-54          |
| 12/12    | W CS SACRAMENTO..... 65-61      |
| 12/14    | L at Santa Clara..... 71-31     |
| 12/29-30 | ANHEUSER BUSCH CLASSIC          |
| 12/29    | L Duke..... 86-47               |
| 12/30    | L USF..... 59-57                |
| 1/2      | L at Hawaii..... 90-55          |
| 1/4      | L at Hawaii..... 73-43          |
| 1/7      | L at Long Beach State.... 96-33 |



Rhoda Chew holds the Spartan single season rebounding record with 329 rebounds during the 1983-84 season. She is second all-time with 946 rebounds from 1982-85.


# Year-By-Year Scores



|      |   |                     |        |
|------|---|---------------------|--------|
| 1/9  | L | at UNLV             | 87-40  |
| 1/14 | L | CS FULLERTON        | 68-52  |
| 1/16 | L | SAN DIEGO STATE     | 95-59  |
| 1/21 | L | at Pacific          | 49-46  |
| 1/23 | L | STANFORD            | 55-33  |
| 1/25 | L | FRESNO STATE        | 63-43  |
| 1/28 | L | UC SANTA BARBARA    | 69-54  |
| 1/30 | L | UC IRVINE           | 84-59  |
| 2/4  | L | UNLV                | 113-42 |
| 2/6  | L | LONG BEACH STATE    | 82-51  |
| 2/11 | L | at San Diego State  | 96-54  |
| 2/13 | L | at CS Fullerton     | 74-56  |
| 2/20 | L | PACIFIC             | 65-55  |
| 2/25 | L | UC IRVINE           | 97-57  |
| 2/27 | L | at UC Santa Barbara | 58-56  |
| 3/5  | L | at Fresno State     | 91-55  |

## 1988-89 (4-23, 1-17)

|          |   |                        |            |
|----------|---|------------------------|------------|
| 11/27    | L | WISCONSIN              | 72-67      |
| 12/2-3   |   | at Lady Ute Classic    |            |
| 12/2     | L | Utah                   | 90-45      |
| 12/3     | L | SW Missouri State      | 75-60      |
| 12/6     | W | at USF                 | 61-47      |
| 12/9     | L | CALIFORNIA             | 67-62      |
| 12/15    | L | SAINT MARY'S           | 91-65      |
| 12/17    | L | FRESNO STATE           | 80-49      |
| 12/20    | W | SANTA CLARA            | 66-62 (OT) |
| 12/29-30 |   | ANHEUSER BUSCH CLASSIC |            |
| 12/29    | L | Central Michigan       | 70-51      |
| 12/30    | W | USF                    | 66-49      |
| 1/5      | L | UNLV                   | 79-54      |
| 1/7      | L | LONG BEACH STATE       | 113-72     |
| 1/12     | L | at San Diego State     | 77-64      |
| 1/14     | L | at CS Fullerton        | 78-51      |
| 1/21     | L | PACIFIC                | 59-54      |



Dana Foster, a two-time second team All-NorCal selection in 1985 and 1986, is second in single season assists with 196 and third all-time with 589 career assists.

|      |   |                     |        |
|------|---|---------------------|--------|
| 1/26 | L | at UC Irvine        | 63-53  |
| 1/28 | L | at UC Santa Barbara | 49-43  |
| 2/2  | L | at Long Beach State | 111-59 |
| 2/4  | L | at UNLV             | 91-60  |
| 2/9  | L | CS FULLERTON        | 75-56  |
| 2/11 | L | SAN DIEGO STATE     | 84-52  |
| 2/14 | L | HAWAII              | 77-66  |
| 2/16 | L | HAWAII              | 78-58  |
| 2/20 | L | at Fresno State     | 86-56  |
| 2/23 | W | UC SANTA BARBARA    | 63-61  |
| 2/25 | L | UC IRVINE           | 55-34  |
| 3/2  | L | at Pacific          | 67-60  |

## 1989-90 (5-24, 2-16)

|          |   |                                   |        |
|----------|---|-----------------------------------|--------|
| 11/24    | L | UTAH                              | 78-59  |
| 11/26    | L | at California                     | 77-49  |
| 12/1-2   |   | at USF Tournament                 |        |
| 12/1     | L | Oregon State                      | 72-62  |
| 12/2     | W | Southern Utah State               | 73-68  |
| 12/5     | L | at St. Mary's                     | 94-70  |
| 12/8     | L | at Portland                       | 78-69  |
| 12/10    | L | at Portland State                 | 76-64  |
| 12/28-29 |   | ANHEUSER BUSCH CLASSIC            |        |
| 12/28    | W | Santa Clara                       | 75-55  |
| 12/29    | L | Miami, Ohio                       | 76-52  |
| 1/2      | L | *CS FULLERTON                     | 61-48  |
| 1/7      | L | *at Hawaii                        | 86-50  |
| 1/8      | L | *at Hawaii                        | 94-62  |
| 1/11     | W | *UC IRVINE                        | 70-51  |
| 1/13     | L | *UC SANTA BARBARA                 | 72-61  |
| 1/18     | L | *FRESNO STATE                     | 72-57  |
| 1/20     | L | *SAN DIEGO STATE                  | 84-74  |
| 1/25     | L | *at Long Beach State              | 93-53  |
| 1/27     | L | *at UNLV                          | 76-46  |
| 2/3      | L | *PACIFIC                          | 71-58  |
| 2/8      | L | *at UC Santa Barbara              | 55-49  |
| 2/10     | W | *at UC Irvine                     | 58-52  |
| 2/17     | L | *at Fresno State                  | 94-66  |
| 2/19     | L | *at Pacific                       | 70-56  |
| 2/22     | L | *UNLV                             | 86-59  |
| 2/24     | L | *LONG BEACH ST.                   | 93-71  |
| 3/1      | L | *at San Diego State               | 66-42  |
| 3/3      | L | *at CS Fullerton                  | 63-54  |
| 3/7-8    |   | at Big West Conference Tournament |        |
| 3/7      | W | San Diego State                   | 81-59  |
| 3/8      | L | UNLV                              | 102-67 |

## 1990-91 (2-25, 0-18)

|          |   |                         |       |
|----------|---|-------------------------|-------|
| 11/25    | W | NE ILLINOIS             | 71-69 |
| 11/28    | L | SAINT MARY'S            | 79-46 |
| 12/4     | L | at San Francisco        | 78-54 |
| 12/7-8   |   | at Oregon State Classic |       |
| 12/7     | L | San Diego               | 90-66 |
| 12/8     | L | Idaho State             | 54-41 |
| 12/11    | L | at Santa Clara          | 72-45 |
| 12/28-29 |   | ANHEUSER BUSCH CLASSIC  |       |
| 12/28    | L | Portland State          | 80-71 |
| 12/29    | L | San Francisco           | 69-64 |
| 1/2      | W | COLUMBIA                | 70-64 |
| 1/4      | L | *NEW MEXICO STATE       | 95-66 |
| 1/7      | L | *at CS Fullerton        | 95-46 |
| 1/9      | L | *at #6 UNLV             | 84-55 |
| 1/12     | L | *UC SANTA BARBARA       | 97-62 |
| 1/14     | L | *UC IRVINE              | 63-47 |



Lora Alexander was a second team All-Big West pick in 1989 and honorable mention in 1990. She scored 523 points in 1989-90.

|      |   |                      |        |
|------|---|----------------------|--------|
| 1/16 | L | *PACIFIC             | 73-49  |
| 1/19 | L | *at Fresno State     | 98-67  |
| 1/22 | L | *HAWAII              | 67-55  |
| 1/23 | L | *HAWAII              | 71-45  |
| 1/28 | L | *LONG BEACH STATE    | 110-56 |
| 1/31 | L | *UNLV                | 79-46  |
| 2/2  | L | *CS FULLERTON        | 72-52  |
| 2/7  | L | *at UC Santa Barbara | 90-69  |
| 2/9  | L | *at UC Irvine        | 70-54  |
| 2/13 | L | *FRESNO STATE        | 75-60  |
| 2/23 | L | *at Pacific          | 72-54  |
| 2/28 | L | *at New Mexico State | 104-63 |
| 3/2  | L | *at Long Beach State | 73-53  |

## 1991-92 (2-25, 1-17 Big West)

|          |   |                           |        |
|----------|---|---------------------------|--------|
| 11/24    | L | SANTA CLARA               | 80-50  |
| 11/26    | L | at CS Sacramento          | 60-51  |
| 11/30    | L | at California             | 77-64  |
| 12/6     | L | at St. Mary's             | 63-56  |
| 12/13-14 |   | USF CLASSIC               |        |
| 12/13    | L | Middle Tennessee State    | 88-54  |
| 12/14    | W | Cal State Stanislaus      | 81-59  |
| 12/28-29 |   | CALISTOGA HOLIDAY CLASSIC |        |
| 12/28    | L | DRAKE                     | 77-67  |
| 12/29    | L | SMU                       | 60-51  |
| 1/5      | L | *at Fresno State          | 74-66  |
| 1/8      | L | SAN FRANCISCO             | 74-63  |
| 1/18     | L | *UC SANTA BARBARA         | 81-62  |
| 1/23     | L | *at New Mexico State      | 94-74  |
| 1/25     | L | *at UNLV                  | 95-55  |
| 1/30     | L | *CS FULLERTON             | 83-76  |
| 2/1      | W | *UC IRVINE                | 78-64  |
| 2/4      | L | *PACIFIC                  | 65-60  |
| 2/7      | L | *at Hawaii                | 99-80  |
| 2/9      | L | *at Hawaii                | 76-63  |
| 2/13     | L | *at UC Santa Barbara      | 102-75 |
| 2/15     | L | *at Long Beach State      | 91-65  |




# Year-By-Year Scores

|      |   |                   |        |
|------|---|-------------------|--------|
| 2/20 | L | *UNLV             | 72-60  |
| 2/22 | L | *NEW MEXICO STATE | 102-81 |
| 2/27 | L | *at UC Irvine     | 72-68  |
| 2/29 | L | *at CS Fullerton  | 87-75  |
| 3/3  | L | *at Pacific       | 78-46  |
| 3/5  | L | *FRESNO STATE     | 72-65  |
| 3/8  | L | *LONG BEACH STATE | 83-51  |

## 1992-93 (5-21, 4-14 Big West)

|          |   |                        |       |
|----------|---|------------------------|-------|
| 12/1     | L | SACRAMENTO STATE       | 74-56 |
| 12/4-5   |   | Saint Mary's Classic   |       |
| 12/4     | L | Southern Utah          | 64-63 |
| 12/5     | W | Northern Arizona       | 62-50 |
| 12/10    | L | at USF                 | 57-41 |
| 12/20    | L | NORTHWESTERN ST. (La.) | 84-62 |
| 12/28-29 |   | CALISTOGA CLASSIC      |       |
| 12/28    | L | Idaho                  | 74-58 |
| 12/29    | L | CS Fullerton           | 76-75 |
| 1/4      | W | *NEVADA                | 55-49 |
| 1/7      | L | SAINT MARY'S           | 60-55 |
| 1/9      | L | *at Pacific            | 57-45 |
| 1/14     | W | *at UC Irvine          | 85-75 |
| 1/16     | L | *at UC Santa Barbara   | 77-49 |
| 1/21     | L | *NEW MEXICO STATE      | 71-56 |
| 1/23     | L | *UNLV                  | 84-69 |
| 1/28     | L | *at CS Fullerton       | 88-60 |
| 2/6      | L | *HAWAII                | 79-66 |
| 2/7      | L | *HAWAII                | 91-54 |
| 2/11     | L | *UC SANTA BARBARA      | 88-60 |
| 2/13     | L | *LONG BEACH STATE      | 59-58 |
| 2/18     | L | *at UNLV               | 95-52 |
| 2/20     | L | *at New Mexico State   | 80-72 |
| 2/25     | W | *UC IRVINE             | 80-62 |
| 2/27     | W | *CS FULLERTON          | 85-68 |
| 3/1      | L | *PACIFIC               | 69-51 |
| 3/4      | L | *at Nevada             | 76-63 |
| 3/6      | L | *at Long Beach State   | 87-73 |



LaTasha Causey lettered at San Jose State from 1988-90 and 1992. She is fourth all-time in assists (337) and sixth in steals (190).



Kim Skaggs was a 1989 Big West All-Freshman team selection. She is sixth all-time in three-point goals made with 80.

## 1993-94 (14-13, 9-9 Big West)

|       |   |                                   |              |
|-------|---|-----------------------------------|--------------|
| 11/30 | W | FRESNO STATE                      | 70-64        |
| 12/1  | L | SANTA CLARA                       | 81-54        |
| 12/8  | W | USF                               | 62-49        |
| 12/10 | L | at CS Sacramento                  | 111-100 (OT) |
| 12/20 | L | at Saint Mary's                   | 79-62        |
| 12/29 | W | at Loyola Marymount               | 73-68        |
| 12/30 | W | at Cal State Northridge           | 73-62        |
| 1/5   | W | CORNELL                           | 65-48        |
| 1/8   | L | *at Pacific                       | 72-70        |
| 1/13  | W | *LONG BEACH STATE                 | 73-71        |
| 1/15  | L | *UC SANTA BARBARA                 | 81-68        |
| 1/17  | W | *NEVADA                           | 79-43        |
| 1/20  | L | *at New Mexico State              | 91-68        |
| 1/22  | L | *at UNLV                          | 84-59        |
| 1/27  | W | *at Nevada                        | 78-51        |
| 1/29  | W | *PACIFIC                          | 74-63        |
| 2/3   | W | *UC IRVINE                        | 79-67        |
| 2/5   | W | *CS FULLERTON                     | 75-66        |
| 2/11  | L | *at UC Santa Barbara              | 75-68        |
| 2/13  | L | *at Long Beach State              | 82-66        |
| 2/17  | W | *UNLV                             | 78-70        |
| 2/19  | L | *NEW MEXICO STATE                 | 91-84 (2OT)  |
| 2/24  | W | *at CS Fullerton                  | 89-71        |
| 2/26  | W | *at UC Irvine                     | 69-66        |
| 3/4   | L | *at Hawaii                        | 88-52        |
| 3/6   | L | *at Hawaii                        | 95-45        |
| 3/9   |   | at Big West Conference Tournament |              |
| 3/9   | L | New Mexico State                  | 85-57        |

## 1994-95 (4-24, 2-16 Big West)

|          |   |                                |          |
|----------|---|--------------------------------|----------|
| 11/25-26 |   | ... at Best of West Tournament |          |
| 11/25    | L | Oregon State                   | 80-54    |
| 11/26    | W | Idaho                          | 75-66 OT |
| 12/3     | L | at California                  | 95-57    |
| 12/9     | L | WEBER STATE                    | 62-48    |

|          |   |                            |       |
|----------|---|----------------------------|-------|
| 12/16-17 |   | at Oakland Tribune Classic |       |
| 12/16    | L | Boise State                | 57-53 |
| 12/17    | L | Georgia State              | 70-41 |
| 12/19    | L | at USF                     | 88-59 |
| 12/27    | L | at Santa Clara             | 79-58 |
| 12/28    | W | CS NORTHRIDGE              | 90-65 |
| 1/3      | W | *NEVADA                    | 59-54 |
| 1/5      | L | *PACIFIC                   | 64-51 |
| 1/8      | L | *at UC Santa Barbara       | 74-63 |
| 1/10     | L | *at Long Beach State       | 70-58 |
| 1/13     | L | *UC IRVINE                 | 64-43 |
| 1/15     | L | *CS FULLERTON              | 84-79 |
| 1/20     | L | *at UNLV                   | 75-59 |
| 1/22     | L | *at New Mexico State       | 81-40 |
| 1/27     | W | *HAWAII                    | 59-57 |
| 2/3      | L | *LONG BEACH STATE          | 64-59 |
| 2/5      | L | *UC SANTA BARBARA          | 69-66 |
| 2/10     | L | *at CS Fullerton           | 70-57 |
| 2/12     | L | *at UC Irvine              | 71-61 |
| 2/17     | L | *NEW MEXICO STATE          | 66-61 |
| 2/19     | L | *UNLV                      | 86-56 |
| 2/26     | L | *at Hawaii                 | 72-62 |
| 3/2      | L | *at Pacific                | 58-57 |
| 3/4      | L | *at Nevada                 | 74-73 |
| 3/7      |   | at Big West Tournament     |       |
| 3/7      | L | Cal State Fullerton        | 91-73 |

## 1995-96 (8-19, 3-15 Big West)

|        |   |   |       |
|--------|---|---|-------|
| 11/29  | L | at Fresno State                         | 74-66 |
| 12/1   | L | SANTA CLARA                             | 77-42 |
| 12/8-9 |   | at Best Western-Vandal Tournament (1st) |       |
| 12/8   | W | CS Sacramento                           | 85-68 |
| 12/9   | W | Idaho                                   | 68-65 |
| 12/17  | L | USF                                     | 80-49 |
| 12/20  | L | STEPHEN F. AUSTIN                       | 67-47 |
| 12/28  | W | CS SACRAMENTO                           | 77-71 |
| 12/30  | W | MONTANA STATE                           | 77-75 |
| 1/2    | W | *UNLV                                   | 78-66 |




Sherry Yudt is fifth all-time in assists with 336 after playing for four years from 1990-93. She is seventh all-time in steals with 169.



# Year-By-Year Scores



Hulett Brooks was the only Spartan to ever be named a first-team All-Big West Conference selection in 1994.



Kari Steele, a two-time honorable mention All-Big West Conference selection, is the Spartans' career three-point leader with 199 made in 575 attempts.



Joi Turner is 10th in steals with 155 and free throw percentage at .691. She was the first Spartan to be honored as a WAC Player of the Week" on December 30, 1996.

|      |   |                      |          |
|------|---|----------------------|----------|
| 1/4  | L | *NEW MEXICO STATE    | 58-49    |
| 1/7  | L | *at Hawai'i          | 96-52    |
| 1/12 | L | *at Pacific          | 79-70    |
| 1/15 | L | *at Nevada           | 68-58    |
| 1/19 | L | *UC SANTA BARBARA    | 85-43    |
| 1/21 | L | *LONG BEACH STATE    | 91-81    |
| 1/26 | L | *at UC Irvine        | 76-69    |
| 1/28 | W | *at CS Fullerton     | 68-66    |
| 1/31 | L | *HAWAII              | 62-39    |
| 2/4  | W | CAL POLY             | 85-61    |
| 2/9  | L | *PACIFIC             | 78-64    |
| 2/11 | L | *NEVADA              | 81-62    |
| 2/16 | L | *at Long Beach State | 89-87 OT |
| 2/18 | L | *at UC Santa Barbara | 76-42    |
| 2/23 | L | *CS FULLERTON        | 84-55    |
| 2/25 | W | *UC IRVINE           | 61-57    |
| 2/29 | L | *at New Mexico State | 86-54    |
| 3/6  | L | *at UNLV             | 80-73    |

## 1996-97 (10-18, 5-11 WAC)

|        |   |                        |       |
|--------|---|------------------------|-------|
| 11/24  | L | NORTHERN ARIZONA       | 64-56 |
| 11/27  | W | NEVADA                 | 79-54 |
| 12/1   | L | SANTA CLARA (SJ Arena) | 82-62 |
| 12/3   | L | at CS Sacramento       | 71-55 |
| 12/6-8 |   | at Copper Bowl Classic |       |
| 12/6   | L | Arizona                | 90-55 |
| 12/8   | L | Southern Illinois      | 78-55 |
| 12/14  | W | CS NORTHRIDGE          | 63-59 |
| 12/20  | W | at Cal Poly            | 72-57 |
| 12/22  | L | GEORGIA TECH           | 68-53 |
| 12/28  | W | ARIZONA STATE          | 62-57 |
| 1/2    | L | *SAN DIEGO STATE       | 82-37 |
| 1/4    | L | *HAWAII                | 84-57 |
| 1/7    | W | PACIFIC                | 63-60 |
| 1/11   | L | *FRESNO STATE          | 64-62 |
| 1/16   | W | *at Air Force          | 78-62 |

|      |   |                                 |       |
|------|---|---------------------------------|-------|
| 1/18 | L | *at UNLV                        | 66-60 |
| 1/23 | L | WYOMING                         | 74-51 |
| 1/25 | L | COLORADO STATE                  | 88-62 |
| 1/30 | L | *at Hawai'i                     | 69-51 |
| 2/1  | L | *at San Diego State             | 92-47 |
| 2/6  | W | *at Fresno State                | 65-58 |
| 2/8  | W | *TULSA                          | 74-67 |
| 2/13 | W | *UNLV                           | 70-60 |
| 2/15 | W | *AIR FORCE                      | 85-52 |
| 2/20 | L | *at Colorado State              | 80-55 |
| 2/22 | L | *at Wyoming                     | 86-53 |
| 2/28 | L | *at Tulsa                       | 76-68 |
| 3/3  |   | WAC Tournament, Las Vegas, Nev. |       |
| 3/3  | L | SMU                             | 76-52 |

## 1997-98 (6-21, 2-12 WAC)

|       |   |                        |            |
|-------|---|------------------------|------------|
| 11/16 | L | BAYLOR                 | 75-61      |
| 11/21 | L | VALPARAISO             | 62-54      |
| 11/24 | W | IDAHO                  | 79-66      |
| 11/29 | W | CS SACRAMENTO          | 76-68      |
| 12/2  | L | Santa Clara (SJ Arena) | 90-51      |
| 12/5  | L | at UC Irvine           | 58-41      |
| 12/7  | L | at San Diego           | 81-64      |
| 12/14 | W | TENNESSEE-MARTIN       | 61-60      |
| 12/19 | W | CAL POLY SLO           | 73-64      |
| 12/22 | L | at Pacific             | 70-59      |
| 12/29 | L | at Nevada              | 59-52      |
| 1/2   | L | *at Hawai'i            | 86-56      |
| 1/4   | L | *at San Diego State    | 68-55      |
| 1/8   | L | *TCU                   | 90-88 (OT) |
| 1/10  | L | *SMU                   | 55-54      |
| 1/15  | L | *at Rice               | 87-59      |
| 1/18  | L | *at Tulsa              | 72-62      |
| 1/22  | L | COLORADO STATE         | 70-56      |
| 1/24  | L | *at Fresno State       | 81-66      |
| 1/29  | L | *SAN DIEGO STATE       | 77-49      |

|      |   |                   |        |
|------|---|-------------------|--------|
| 1/31 | L | *HAWAII           | 80-69  |
| 2/5  | L | *at SMU           | 66-46  |
| 2/7  | W | *at TCU           | 91-86  |
| 2/12 | W | *TULSA            | 57-51  |
| 2/14 | L | *RICE             | 70-57  |
| 2/18 | L | *FRESNO STATE     | 67-51  |
| 2/21 | L | at Colorado State | 108-56 |

## 1998-99 (2-25, 0-14 WAC)


|          |   |  |       |
|----------|---|--|-------|
| 11/16    | W | CAL POLY   | 71-61 |
| 11/21-22 |   | Danka Classic, Reno, Nev.                        |       |
| 11/21    | L | Navy   | 76-48 |
| 11/22    | L | CS Sacramento                                    | 76-63 |
| 11/27-28 |   | Holiday Inn Thanksgiving Classic, Moraga, Calif. |       |
| 11/27    | L | Morgan State                                     | 46-39 |
| 11/28    | W | Colgate  | 51-35 |
| 12/1     | L | SANTA CLARA (SJ Arena)                           | 78-45 |
| 12/5-6   |   | Idaho Classic                                    |       |
| 12/5     | L | Northern Arizona                                 | 59-43 |
| 12/6     | L | Idaho  | 74-59 |
| 12/12    | L | CS FULLERTON                                     | 65-51 |
| 12/19    | L | PACIFIC  | 75-38 |
| 12/21    | L | CORNELL  | 75-54 |
| 12/30    | L | at Arizona State                                 | 83-46 |
| 1/4      | L | AIR FORCE  | 57-54 |
| 1/9      | L | *at Fresno State                                 | 76-48 |
| 1/14     | L | *at UTEP   | 65-47 |
| 1/16     | L | *at New Mexico                                   | 66-43 |
| 1/21     | L | *UTAH  | 74-50 |
| 1/23     | L | *BRIGHAM YOUNG                                   | 81-38 |
| 1/28     | L | *at San Diego State                              | 89-59 |
| 1/30     | L | *at Hawai'i                                      | 87-44 |
| 2/6      | L | *FRESNO STATE                                    | 60-54 |
| 2/11     | L | *NEW MEXICO                                      | 58-49 |
| 2/13     | L | *UTEP  | 63-48 |



# Year-By-Year Scores



Natasha Johnson is second all-time in three-point field goals made and attempted. She sank 168 of her 545 attempts. She also had 310 assists in 109 games played.



Sasha Spalding was a member of the 1996-2000 San Jose State teams and then joined the coaching staff for two seasons. She had 511 rebounds in 100 games played.



Tatiana Taylor was a four-year letterwinner (2001-04) at San Jose State. She is fourth all-time in rebounding with 692 in 114 games played and fifth in free throws made with 255.

|      |   |                   |       |
|------|---|-------------------|-------|
| 2/18 | L | *at Utah          | 76-26 |
| 2/20 | L | *at Brigham Young | 74-48 |
| 2/25 | L | *HAWAII           | 70-43 |
| 2/27 | L | *SAN DIEGO STATE  | 78-46 |

### 1999-2000 (3-24, 1-13 WAC)

|          |   |                                |       |
|----------|---|--------------------------------|-------|
| 11/19    | L | NEVADA                         | 65-58 |
| 11/21    | L | GONZAGA                        | 82-65 |
| 11/23    | W | SONOMA STATE                   | 68-62 |
| 11/28    | L | LAMAR                          | 75-58 |
| 12/1     | L | Santa Clara                    | 79-51 |
| 12/4     | L | SAN DIEGO                      | 60-51 |
| 12/7     | W | at CS Sacramento               | 62-60 |
| 12/11    | L | at Cal Poly                    | 76-64 |
| 12/19-20 |   | Hilton Garden Inn Classic      |       |
| 12/19    | L | Northern Arizona               | 65-52 |
| 12/20    | L | Mississippi                    | 77-43 |
| 1/2      | L | at CS Fullerton                | 86-77 |
| 1/7      | L | at Pacific                     | 77-50 |
| 1/13     | L | *at TCU                        | 84-42 |
| 1/15     | L | *at SMU                        | 80-42 |
| 1/20     | L | *TULSA                         | 71-55 |
| 1/22     | L | *RICE                          | 86-62 |
| 1/29     | L | *HAWAII                        | 73-57 |
| 2/3      | L | *at Fresno State               | 84-66 |
| 2/5      | L | *at UTEP                       | 76-53 |
| 2/10     | L | *SMU                           | 71-44 |
| 2/12     | L | *TCU                           | 66-51 |
| 2/17     | L | *at Rice                       | 83-37 |
| 2/19     | L | *at Tulsa                      | 66-37 |
| 2/26     | L | *at Hawaii                     | 69-42 |
| 2/29     | W | *UTEP                          | 73-68 |
| 3/2      | L | *FRESNO STATE                  | 71-65 |
| 3/8      |   | WAC Tournament, Fresno, Calif. |       |
| 3/8      | L | SMU                            | 99-56 |

### 2000-01 (13-16, 4-12 WAC)

|       |   |                              |            |
|-------|---|------------------------------|------------|
| 11/18 | W | SACRAMENTO STATE             | 71-59      |
| 11/20 | L | at Saint Mary's              | 81-68      |
| 11/26 | W | UC DAVIS                     | 68-59      |
| 11/29 | L | SANTA CLARA                  | 85-68      |
| 12/2  | W | at Weber State               | 71-64      |
| 12/6  | W | SAN DIEGO STATE              | 59-54      |
| 12/7  | W | SOUTHERN UTAH                | 75-60      |
| 12/12 | W | MONTANA STATE                | 53-50      |
| 12/21 | W | CS FULLERTON                 | 86-61      |
| 12/28 | L | CALIFORNIA                   | 66-64      |
| 12/30 | W | LONG ISLAND                  | 90-87      |
| 1/2   | L | *UTEP                        | 69-66      |
| 1/5   | L | *SMU                         | 74-57      |
| 1/7   | L | *TCU                         | 72-63      |
| 1/12  | L | *at UTEP                     | 86-76 2 OT |
| 1/14  | W | *at Tulsa                    | 60-54      |
| 1/21  | W | *at Hawaii                   | 74-72      |
| 1/26  | L | *RICE                        | 77-67      |
| 1/28  | L | *TULSA                       | 82-80      |
| 2/2   | L | *at Nevada                   | 86-57      |
| 2/4   | L | *at Fresno State             | 83-62      |
| 2/9   | W | *NEVADA                      | 78-75      |
| 2/11  | W | *FRESNO STATE                | 73-59      |
| 2/16  | L | *at Rice                     | 69-56      |
| 2/18  | L | *at SMU                      | 80-71      |
| 2/23  | L | *HAWAII                      | 91-61      |
| 2/27  | L | *at TCU                      | 66-54      |
| 3/6-7 |   | WAC Tournament, Tulsa, Okla. |            |
| 3/6   | W | UTEP                         | 66-55      |
| 3/7   | L | TCU                          | 74-53      |

### 2001-02 (17-11, 12-6 WAC)

|       |   |                 |       |
|-------|---|-----------------|-------|
| 11/20 | W | at CS Fullerton | 66-54 |
| 11/25 | W | IDAHO           | 61-44 |
| 11/27 | L | at Santa Clara  | 73-58 |

|       |   |                     |          |
|-------|---|---------------------|----------|
| 11/30 | W | at Sacramento State | 82-57    |
| 12/2  | L | SAINT MARY'S        | 93-73    |
| 12/6  | W | at San Diego State  | 65-62    |
| 12/8  | L | at San Diego        | 73-63    |
| 12/20 | L | WEBER STATE         | 75-55    |
| 12/22 | W | PACIFIC             | 78-75    |
| 12/28 | W | *at UTEP            | 73-48    |
| 12/30 | W | *at Boise State     | 85-74 OT |
| 1/5   | L | *at Hawaii          | 81-67    |
| 1/10  | L | *LOUISIANA TECH     | 79-49    |
| 1/13  | W | *SMU                | 61-54    |
| 1/17  | W | *at Tulsa           | 75-73    |
| 1/19  | L | *at Rice            | 78-62    |
| 1/24  | W | *FRESNO STATE       | 77-62    |
| 1/26  | W | *NEVADA             | 78-60    |
| 2/2   | L | *HAWAII             | 66-57    |
| 2/7   | L | *at SMU             | 92-87    |
| 2/9   | L | *at Louisiana Tech  | 87-47    |
| 2/14  | W | *RICE               | 67-64    |
| 2/16  | W | *TULSA              | 63-60    |
| 2/19  | W | *at Nevada          | 71-52    |
| 2/23  | W | *at Fresno State    | 65-48    |
| 2/28  | W | *BOISE STATE        | 64-53    |
| 3/2   | W | *UTEP               | 87-57    |
| 3/6   |   | WAC Tournament      |          |
|       | L | Tulsa               | 66-63    |

### 2002-03 (13-15, 9-9 WAC)

|       |   |                               |       |
|-------|---|-------------------------------|-------|
| 11/24 | W | CS NORTHRIDGE                 | 76-51 |
|       |   | GranTree Thanksgiving Classic |       |
| 11/29 | L | vs. Baylor                    | 76-46 |
| 11/30 | L | vs. Northern Illinois         | 78-72 |
| 12/4  | W | OREGON STATE                  | 59-47 |
| 12/7  | L | at Gonzaga                    | 65-54 |
| 12/9  | L | at Idaho                      | 73-57 |

# Year-By-Year Scores



|       |   |                    |          |
|-------|---|--------------------|----------|
| 12/19 | W | LOYOLA-CHICAGO     | 85-66    |
| 12/21 | W | at Southern Utah   | 84-68    |
| 12/30 | L | SANTA CLARA        | 61-54    |
| 1/2   | W | *BOISE STATE       | 69-64    |
| 1/4   | W | *UTEP              | 83-60    |
| 1/9   | L | *at Louisiana Tech | 83-38    |
| 1/11  | L | *at SMU            | 86-77    |
| 1/19  | L | *at Hawaii         | 54-40    |
| 1/23  | W | *NEVADA            | 63-60    |
| 1/25  | W | *FRESNO STATE      | 66-53    |
| 1/30  | L | *at Tulsa          | 89-52    |
| 2/1   | L | *at Rice           | 61-58    |
| 2/6   | L | *SMU               | 61-58    |
| 2/8   | L | *LOUISIANA TECH    | 66-59    |
| 2/16  | W | *HAWAII            | 71-67    |
| 2/20  | L | *at Fresno State   | 96-80    |
| 2/22  | W | *at Nevada         | 77-52    |
| 2/27  | L | *RICE              | 71-63    |
| 3/2   | W | *TULSA             | 88-86 OT |
| 3/6   | W | *at UTEP           | 87-84 OT |
| 3/8   | W | *at Boise State    | 73-61    |
| 3/12  |   | WAC Tournament     |          |
|       | L | Fresno State       | 63-57    |

## 2003-04 (16-13, 7-11 WAC)

|          |   |                                 |           |
|----------|---|---------------------------------|-----------|
| 11/21    | W | at CS Northridge                | 71-54     |
| 11/25    | L | at California                   | 90-67     |
| 12/2     | W | SAN FRANCISCO                   | 66-53     |
| 12/6     | W | NEW MEXICO STATE                | 69-41     |
| 12/9     | W | at Sacramento State             | 70-39     |
| 12/19    | W | UC IRVINE                       | 68-48     |
| 12/21    | W | at Santa Clara                  | 75-62     |
| 12/27-28 |   | DoubleTree Classic, New Orleans |           |
| 12/27    | W | Yale                            | 71-53     |
| 12/28    | W | Marist                          | 59-49     |
| 1/3      | W | *at Nevada                      | 70-63     |
| 1/5      | L | *at Fresno State                | 81-39     |
| 1/8      | W | *HAWAII                         | 73-45     |
| 1/15     | L | *LOUISIANA TECH                 | 84-71     |
| 1/17     | W | *SMU                            | 64-59 OT  |
| 1/22     | W | *at Boise State                 | 76-70     |
| 1/24     | L | *at UTEP                        | 75-65     |
| 1/29     | L | *TULSA                          | 82-66     |
| 1/31     | L | *RICE                           | 74-60     |
| 2/6      | W | *at Hawai'i                     | 62-50     |
| 2/12     | L | *at SMU                         | 88-61     |
| 2/14     | L | *at Louisiana Tech              | 82-51     |
| 2/19     | L | *UTEP                           | 51-44     |
| 2/21     | W | *BOISE STATE                    | 58-48     |
| 2/26     | L | *at Rice                        | 64-44     |
| 2/28     | L | *at Tulsa                       | 66-56     |
| 3/4      | L | *FRESNO STATE                   | 72-60     |
| 3/6      | W | *NEVADA                         | 81-78 2OT |
| 3/9-10   |   | WAC Tournament, Fresno, Calif.  |           |
| 3/9      | W | Nevada                          | 68-60     |
| 3/10     | L | Rice                            | 67-54     |

## 2004-05 (18-12, 10-8 WAC)

|          |   |                              |       |
|----------|---|------------------------------|-------|
| 11/19    | W | SACRAMENTO STATE             | 59-46 |
| 11/23    | W | at UC Irvine                 | 54-52 |
| 11/26    | L | HARVARD                      | 75-61 |
| 12/2     | W | at San Francisco             | 48-47 |
| 12/3     | L | SANTA CLARA                  | 75-74 |
| 12/7     | W | UC DAVIS                     | 70-58 |
| 12/11    | W | at New Mexico State          | 54-43 |
| 12/19-20 |   | at Mississippi State Classic |       |

|        |   |                            |          |
|--------|---|----------------------------|----------|
| 12/19  | L | at Mississippi State       | 66-60    |
| 12/20  | W | vs. Grambling State        | 63-56    |
| 12/30  | W | *NEVADA                    | 76-63    |
| 1/1    | L | *FRESNO STATE              | 79-63    |
| 1/4    | W | at Portland State          | 69-60    |
| 1/8    | W | *HAWAII                    | 54-49 OT |
| 1/13   | L | *at Louisiana Tech         | 66-52    |
| 1/15   | L | *at SMU                    | 58-37    |
| 1/20   | W | *BOISE STATE               | 64-47    |
| 1/22   | W | *UTEP                      | 66-51    |
| 1/27   | W | *at Tulsa                  | 61-53    |
| 1/29   | W | *at Rice                   | 63-52    |
| 2/5    | W | *at Hawaii                 | 56-54    |
| 2/10   | W | *SMU                       | 63-62 OT |
| 2/12   | L | *LOUISIANA TECH            | 80-51    |
| 2/17   | L | *at UTEP                   | 66-63    |
| 2/19   | L | *at Boise State            | 67-54    |
| 2/24   | L | *RICE                      | 77-64    |
| 2/26   | W | *TULSA                     | 79-70    |
| 3/3    | L | *at Fresno State           | 73-64    |
| 3/5    | W | *at Nevada                 | 65-49    |
| 3/9-11 |   | WAC Tournament, Reno, Nev. |          |
| 3/9    | W | Tulsa                      | 63-60    |
| 3/11   | L | Rice (semifinals)          | 76-68    |

## 2005-06 (13-15, 8-8 WAC)

|        |   |                      |       |
|--------|---|----------------------|-------|
| 11/18  | W | GONZAGA              | 69-61 |
| 11/21  | L | at CS Northridge     | 76-62 |
| 11/29  | W | PORTLAND STATE       | 68-62 |
| 12/3-4 |   | at Hawkeye Challenge |       |
| 12/3   | L | vs. Rutgers          | 76-64 |
| 12/4   | L | vs. Vermont          | 55-52 |
| 12/8   | L | CALIFORNIA           | 78-57 |
| 12/10  | W | COLORADO STATE       | 78-66 |
| 12/17  | L | at Santa Clara       | 81-70 |
| 12/23  | L | at Gonzaga           | 68-53 |
| 1/5    | W | *at Utah State       | 63-51 |
| 1/7    | W | *at Nevada           | 64-56 |



Erica McGlaston led the Spartans in assists with 185 during the 2004-05 season. She ended her Spartan career with 250 assists.

|      |   |                            |       |
|------|---|----------------------------|-------|
| 1/12 | W | NORTH DAKOTA ST.           | 84-78 |
| 1/14 | W | SOUTH DAKOTA ST.           | 64-51 |
| 1/19 | W | *BOISE STATE               | 63-57 |
| 1/21 | W | *IDAHO                     | 61-52 |
| 1/26 | L | *at Louisiana Tech         | 74-51 |
| 1/28 | L | *at New Mexico State       | 50-47 |
| 2/1  | W | *at Boise State            | 69-64 |
| 2/4  | L | *HAWAII                    | 76-61 |
| 2/9  | L | *at Idaho                  | 80-62 |
| 2/11 | L | *FRESNO STATE              | 63-41 |
| 2/16 | L | *LOUISIANA TECH            | 78-48 |
| 2/18 | W | *NEW MEXICO ST.            | 58-35 |
| 2/22 | L | *at Fresno State           | 77-60 |
| 2/25 | L | *at Hawaii                 | 57-49 |
| 3/2  | W | *NEVADA                    | 53-48 |
| 3/4  | W | *UTAH STATE                | 70-49 |
| 3/8  |   | WAC Tournament, Reno, Nev. |       |
|      | L | Nevada                     | 76-61 |

## 2006-07 (5-27, 4-12 WAC)

|          |   |                                   |          |
|----------|---|-----------------------------------|----------|
| 11/11    | L | CS FULLERTON                      | 69-52    |
| 11/17    | L | CS NORTHRIDGE                     | 66-63    |
| 11/20    | L | at Cal Poly                       | 71-59    |
| 11/24-25 |   | at SMU Hoops for the Cure Classic |          |
| 11/24    | L | vs. Wis.-Milwaukee                | 66-63    |
| 11/25    | L | vs. Bradley                       | 72-56    |
| 11/29    | L | SAN FRANCISCO                     | 53-48 OT |
| 12/2-3   |   | at Contra Costa Times Classic     |          |
| 12/2     | L | vs. Arkansas State                | 90-71    |
| 12/3     | L | vs. Harvard                       | 83-63    |
| 12/5     | L | WASHINGTON ST.                    | 72-61    |
| 12/9     | L | at Colorado State                 | 76-57    |
| 12/18    | L | at North Dakota State             | 69-61    |
| 12/20    | L | at South Dakota State             | 98-63    |
| 12/27    | W | at Pacific                        | 65-56    |
| 12/30    | L | SANTA CLARA                       | 71-59    |
| 1/4      | L | *LOUISIANA TECH                   | 65-52    |
| 1/6      | L | *NEW MEXICO ST.                   | 59-48    |
| 1/11     | L | *at Fresno State                  | 61-36    |
| 1/13     | L | *at Nevada                        | 74-47    |
| 1/18     | L | *+FRESNO STATE                    | 70-63    |
| 1/20     | L | *at Utah State                    | 58-50    |
| 1/25     | W | *HAWAII                           | 57-56    |
| 1/27     | L | *at New Mexico State              | 79-53    |
| 2/1      | L | *IDAHO                            | 72-64    |
| 2/3      | W | *UTAH STATE                       | 65-57    |
| 2/8      | L | *at Louisiana Tech                | 71-67    |
| 2/10     | L | *at Boise State                   | 82-59    |
| 2/17     | L | *NEVADA                           | 70-52    |
| 2/22     | W | *BOISE STATE                      | 68-60    |
| 2/24     | L | *at Hawaii                        | 64-53    |
| 3/3      | L | *at Idaho                         | 69-66    |
| 3/6-7    |   | WAC Tournament, Las Cruces, N.M.  |          |
| 3/6      | W | Idaho                             | 72-66    |
| 3/7      | L | Boise State                       | 81-4     |

+ - Game later changed to a forfeit.



# San José State University



Located at the core of Silicon Valley, San José State University is an exceptional place for hands-on learning, professional development and personal growth. Whether you are a graduate or a friend of the university, there are many reasons you can be proud of San José State. From an award-winning faculty and high-achieving students to cutting-edge programs and growing collaborations with the community and the corporate world, SJSU is on the move as it meets the challenges of the 21st century.

Known for the high quality of its academic programs, its excellent faculty (87 percent hold doctorates or the highest degrees in their academic disciplines), and its diverse and committed student body, San José State successfully educates students to compete in today's complex, high tech and global economy.

For the past six years, San José State has been ranked among the top ten masters-level public universities in the West by U.S. News & World Report's survey of "America's Best Colleges." In the 2006 survey, the College of Engineering is ranked 14th among the nation's Best Undergraduate Engineering Programs (in addition, electrical engineering ranks 11th; civil engineering, 16th; mechanical engineering, 16th).

San José State is the number one supplier of education, engineering, computer science and business graduates to Silicon Valley, the world's high tech capital. The oldest and one of the largest universities in the 23-campus California State University (CSU) system, SJSU attracts students from throughout California, the United States and 100 countries of the world.

Located in the nation's 10th and California's third largest city, San José State had a fall 2005 enrollment of 29,975 students. Approximately 75 percent of the students were undergraduates; 25 percent were graduate students. Almost 59 percent of the student population had an ethnic affiliation. More than 100 different languages are spoken on campus.

Founded in 1857, SJSU is the oldest public institution of higher education on the West Coast. From its beginnings as a normal school to train teachers, the campus has matured into a comprehensive university offering 134 bachelors' and masters' degrees.

San José State is one of the largest public-sector employers in Silicon Valley, with about 2,500 full-time employees and an annual budget of \$472 million (2005-06).

Some 7,862 bachelors' and masters' degrees were awarded in 2005-06 — continuing to support the region by supplying Silicon Valley with more graduates at the baccalaureate and masters' levels than any other school in the nation.





## Don W. Kassing President

Don W. Kassing was appointed president of San José State University, the oldest and one of the largest universities in the 23-campus California State University system, in May 2005.

Kassing moved the university forward in several key areas. Under his leadership, the campus is engaged in university-wide strategic planning, with the goal of making San José State University a university of choice by 2010. In February 2006, he accepted the largest single private donation to the university in its history, a \$10 million gift from alumni Donald and Sally Lucas, to create a new graduate school of business.

As president and in his former role as vice president for administration and finance, Kassing led the development, construction and successful opening of two major campus facilities: the award-winning Dr. Martin Luther King, Jr. Library, based on a first-of-its-kind and highly successful partnership with the city of San José; and Campus Village, a state-of-the-art residence complex for students, faculty and staff, the largest such project in the California State University system, and the focus of a renewed sense of community on campus.

Before his presidential appointment, Kassing served for more than a decade as vice president for administration and finance and as chief financial officer. As CFO, he was responsible for all business and financial affairs of the university.

His previous 18 years of experience in higher education includes service as:

- \* Vice President for University Relations and Administrative Services - Murray State University (Kentucky)
- \* Vice President for Development and Public Affairs - Western State College of Colorado

From 1975 to 1986 he served at Belleville Area College, in Belleville, Illinois, where he taught management and marketing, served as department chair, and for two years was president of the Granite City Campus. Before that he worked for 11 years in private industry, including eight years in corporate finance and operations management for Brown Group Inc. and three years with General Motors Corporation.

Active in the community and the region, Kassing serves on the following boards:

- \* San José Sports Authority
- \* United Way Silicon Valley
- \* San Jose Chamber of Commerce
- \* Silicon Valley Leadership Group
- \* Joint Venture Silicon Valley
- \* Silicon Valley Higher Education Roundtable
- \* Western Athletic Conference

Kassing holds a master's degree in business administration and a B.S. in economics from St. Louis University. He is married with three children and five grandchildren.



### Some prominent SJSU alumni:

- Ben Nighthorse Campbell of Colorado, the first Native American to serve in the U.S. Senate
- Valerie Coleman-Morris, anchor for CNN Financial News
- Christopher Darden, attorney and member of the prosecution team in the O.J. Simpson trial
- Charles Gingold, vice president, Discovery Channel
- Fashion designer Jessica McClintock
- Actor Omar Benson Miller, seen in the film "8 Mile" and guest-star on TV's "West Wing"
- Jenny Ming, president, Old Navy and The Gap
- Gordon Moore, founder of Intel Corporation
- Tom and Dick Smothers, popular comedy duo
- Amy Tan, novelist, author of The Joy Luck Club, and 2003 winner of the Distinguished Alumnus Award from the American Association of State Colleges and Universities
- Dick Vermeil, former coach of the Philadelphia Eagles, the St. Louis Rams and the Kansas City Chiefs; the Eagles and the St. Louis Rams became Super Bowl champs under his leadership
- Bill Walsh, former head coach of the San Francisco 49ers; Walsh led the team to three Super Bowls





# Martin Luther King, Jr., Library



The new Dr. Martin Luther King, Jr. Library, located on the main campus of San Jose State University, opened on August 16, 2003. A first-of-its-kind collaboration between a city and a university, the \$177-million, 475,000 square-foot library provides a center for life-long learning. Students, faculty and the community have access to the information they will need for educational and personal growth throughout their lives.

Among the features of the 10-acre, 10-floor Dr. Martin Luther King, Jr. Library on the northwest corner of the main campus are:

- 3,623 seats
- 4 computer instruction laboratories
- 1,800 seats wired for internet connections
- 37 group-project rooms
- 400 public computers
- 112 workstations available in the computer instruction labs
- 8 built-in projector screens
- 135 databases of information
- 4 pianos

The collaborative design of the new Dr. Martin Luther King, Jr. Library provides many opportunities for academic, cultural and community programs.

Multilingual and special collections for San José's diverse ethnic groups are available. A special adaptive technology area in the library assures all people have ability to access the information and databases available.

## Campus Village

In the fall of 2005, San José State University opened the doors of Campus Village to more than 2,279 students, faculty and staff. Positioned on Tenth Street between San Carlos and San Salvador on the southeast corner of the main campus, the Campus Village is a gateway to incredible academic resources and campus activities, the excitement of downtown San José, the opportunities of Silicon Valley, and some of the greatest recreational areas in the world.



The Campus Village includes three buildings featuring apartment and suite-style living accommodations and a typical college dormitory experience. Campus Village includes recreational and study areas, a full-service computer lab, wireless internet access, an interactive gaming center, laundry facilities, meeting rooms, retail stores and underground parking for 700 vehicles.

Fully equipped nearby recreational facilities offer residents space to work out, swim, play basketball, volleyball, ping-pong or pool.

Hassle-free access to the main campus is another asset to the Campus Village. Walking to the Student Union or the main entrance to The Event Center is five minutes or less. Residents can walk or bicycle to the Dr. Martin Luther King Jr. Library without crossing any streets.





Tom Bowen was named San Jose State University's director of intercollegiate athletics on December 20, 2004. Under his leadership and with his vision for the department, San Jose State has established itself as a viable Division I-A intercollegiate athletics program with proven athletic, academic and financial successes to his credit.

At the core of Bowen's mission for San Jose State University athletics is building a "Culture of

Champions" academically, athletically and in the community. To that end, the Notre Dame alum has overhauled the department's infrastructure; invested resources both in external and internal operations; initiated an enhanced website presence; and expanded marketing, promotions and advertising opportunities locally, regionally and nationally with the creation of Spartan Sports Properties.

With his fund raising acumen, Bowen has led the Spartan Foundation - the department's fund-raising component - to unprecedented development heights, capped by a department record \$1.5 million during the 2006-07 fund drive.

As an integral member of the University's presidential staff, he has created new short and long-term revenue streams for intercollegiate athletics and many other campus extra-curricular activities. His initiatives and leadership have created new energy department-wide and throughout the university. The university has benefitted from Athletics' increasing visibility, receiving record donations during the 2006-07 time frame.

In 2006-07, football capped its finest season in nearly two decades, posting a 9-4 overall record and capturing the New Mexico Bowl championship. Women's cross country and women's water polo, ranked sixth nationally in the final coaches' poll, turned in their best record in years. There were All-American performances in football and women's water polo. Men's basketball, football, women's swimming, women's volleyball and women's water polo players competed in national team or individual national competitions. For the second year in a row, a San Jose State player won the Western Athletic Conference women's golf individual title.

He has appointed new head coaches in football, men's basketball, women's basketball, men's golf, women's golf, women's swimming and diving, softball and women's volleyball. In 2005-06, San Jose State won the WAC women's golf championship, recorded its highest finish ever at a NCAA regional championship in women's gymnastics, produced seven teams out of 16 with its best conference finish in years, and had WAC "Coaches of the Year" in women's golf and softball.

Bowen's vision for student-athlete success and excellence led to the creation of a Student Success Services component. Academic Progress Rate (APR) scores as measured by the NCAA have risen dramatically under his watch - a 42-point increase since his installation as director.

Bowen came to San Jose State after serving three years as the Director of Community Affairs for the San Francisco 49ers of the National Football League. He directed all of

the team's fund-raising activities and was responsible for alumni and current player participation in the community. Also serving as the executive director of the 49ers Foundation, San Francisco was the first NFL franchise to implement an annual giving program.

His Division I experience at the collegiate level includes athletics administration positions at the University of California and Saint Mary's College in Moraga, Calif. As an assistant and associate director of athletics at California from July 2000 through September 2002, he was responsible for athletic fund-raising. Bowen was credited with developing the first comprehensive planned giving program for the Golden Bears.

At Saint Mary's, he was the Director of Foundations and Corporate Relations from May 1995 to January 1997 before being appointed to an associate director of athletics position by the president of the college. His grant proposal acumen helped raise \$6.1-million in academic funding for the institution. From January 1997 through April 2000, he managed the athletics department's budget and directed a corporate sponsorship program.


His first professional leadership appointment in athletics was at De La Salle High School in Concord, Calif. From 1987 through 1995, he held the positions of assistant football coach and athletics director.

He is a Level 2 certified member of the College Athletic Business Management Association (CABMA), the National Association of Collegiate Directors of Athletics (NACDA) and the National Society of Fund Raising Executives.

The 1983 graduate of the University of Notre Dame played high school football at Moreau High in Hayward, Calif. He majored in theology/sociology and spent six years studying for the priesthood with the Holy Cross Fathers. Bowen went on to earn a master's degree in administration/education from the University of San Francisco in 1990.

An active member of the Bay Area community, he serves on the board of the San Jose Sports Authority. He is an adjunct professor at the University of San Francisco School of Sports Management and at San Jose State's Department of Kinesiology where he teaches sports management classes. A senior faculty member of the Capital Campaign Institute based in Minneapolis, Minn., from 1996 through 2002, he is a frequent guest lecturer at several Bay Area university campuses. Bowen speaks before major corporations headquartered locally on the topics of leadership, management and motivation.

The Denver, Colo., native and his wife, Mia, are the parents of three children: sons, Andrew and Peter, and daughter, McKenna.





## **Kellie Elliott** Deputy Director of Athletics



With 22 years of diverse and comprehensive leadership experience at the Professional, Collegiate and Olympic Sports level, Kellie Elliott is the Deputy Director of Athletics for San Jose State University. In her role as Deputy Director of Athletics, Elliott serves as the chief operating officer of the Spartans athletics department, coordinating the daily administrative operations with oversight in multiple areas.

The Stanford alumna supervises nine Spartan teams, with special emphasis on men's and women's basketball and a key financial role with football; oversees business and finance, student services, facilities, strength and conditioning, sports medicine and is the department point person for all human resources matters. As the Senior Women's Administrator, Elliott ensures the department's compliance within Title IX as well.

She also served as the Tournament Director for the 2007 NCAA Men's Basketball Championship San Jose Regional, hosted by San Jose State.

Prior to joining the Spartan athletics department in 2005, Elliott worked in a number of managerial and leadership roles at Stanford. She was a Project Manager of Stanford's \$30-million renovation of Maples Pavilion, the home of their basketball and volleyball programs. Elliott also worked in Alumni Relations and as the Director of Football Operations for Stanford.

From 2001-03, Elliott was President and Chief Executive Officer of the Huntsville Flight – a charter member of the NBA's National Basketball Development League. Her marketing and business acumen led to the Flight being a model franchise for the NBA, generating over \$600,000 in corporate sponsorship and leading the league in attendance with 6,572 fans per game.

Elliott's leadership was paramount in the success of the last two Olympic Games held in the United States. She was a regional operations manager for the 1996 Atlanta Summer Olympic Committee and a senior general manager for the 2002 Salt Lake City Winter Olympic Committee. Her team of workers in Atlanta was voted "Best Operational Management Team" by the senior directors of the Olympic committee. At Salt Lake City, she was responsible for operational planning and implementation at six of the 10 competition venues.

Elliott, and her husband, Steve, reside in the Bay Area.

## **Vince Otoupal** Senior Associate Athletics Director



Promoted to Senior Associate Athletics Director for Development and Donor Relations, Vince Otoupal oversees all aspects of San Jose State Athletics' revenue generation opportunities: corporate sales, fund-raising, ticket sales, marketing and development efforts, including the Spartan Foundation. The Spartan Foundation, the Athletics Department's volunteer fund-raising group, set a fund-raising record in 2007 with more than \$1.5 million dollars raised for Spartan student-athletes' scholarships.

Otoupal also supervises the Spartan baseball team.

Otoupal came to San Jose State in 2005 from the Stanford Athletics Department where he worked two stints for the Cardinal, 1998-2000 and 2002-05. He served as the Director of the Buck-Cardinal Club and Annual Giving, as a Major Gift Officer, and Project Manager for the acquisition of the Stanford Red Barn - Stanford's equestrian center. As a MBA student at the University of Oregon's Warsaw Sports Marketing Center, Otoupal also served as a consultant analyzing PAC-10 financial trends for the University of Oregon Athletics Department (2001-02).

An outside linebacker for the Stanford football team, he was a four-year letterwinner (1989-92) and named Captain of Special Teams. Otoupal played for former Spartan and Stanford coaches Jack Elway and Bill Walsh.

Following graduation, he joined the United States Marine Corps and achieved the rank of Captain in his five years of service for the United States Marine Corps as an infantry officer. Otoupal was awarded the Marine Corps' Certificate of Commendation and was a Recipient of the Navy and Marine Corps Achievement Medal.

Otoupal graduated from Stanford in 1993, majoring in political science and organizational behavior, and earned his M.B.A. from the University of Oregon in 2002.

He is a member of NAADD (National Association of Athletic Development Directors), NACDA (National Association of Collegiate Directors of Athletics), and the AFP (Association of Fund-raising Professionals).

He and his wife, Brady, reside in San Jose.





## **Stacy Martin** **Associate Athletics** **Director**



A San Jose State alumna, Stacy Martin was appointed Associate Athletics Director for Business and Finance in May 2006. Martin has fiscal oversight for a department that includes 16 sports, 28 departments and 105 employees.

Martin joined the department in 2002. She spent one semester in the ticket office and then transferred to the business office in January 2003. Martin was promoted to Business Manager in 2004 where she remained until her promotion to her current position.

Martin is a member of CABMA (College Athletic Business Management Association), Beta Gamma Sigma (International Honors society for studies in Business), WISC (Women In Sports Careers), NACWAA (National Association Of Collegiate Women Athletic Administrators) and the Golden Key International Honor Society.

A four-time letterwinner and former captain of the Spartan women's gymnastics team, Martin has bachelor's and masters degrees from San Jose State University. The 2002 graduate majored in business administration and corporate financial management. She earned an M.B.A. in finance in 2005. While an undergraduate, Martin was recognized by "Who's Who Among Students" for her scholarship, leadership and service to the campus and community.

## **Etienne Thomas** **Associate Athletics** **Director**



Etienne Thomas joined the San Jose State University staff in May 2003 as the director of compliance. She added the duties of associate athletics director in July 2006. As a sports supervisor in the Spartans' 16-sports program, she oversees men's and women's soccer and softball.

Thomas' background is rooted in compliance. She has worked at Howard University (2002-03) in Washington, D.C., Saint Paul's College (2001-02) in Lawrenceville, Va., and at North Carolina Central University (2001-02) in Durham, N.C. Her first position in athletics was as a compliance/general administration intern in the University of Iowa women's athletics department.

The 1996 graduate of North Carolina Central University majored in political science. She has completed coursework for a J.D. degree from The University of Iowa College of Law.

Active in NCAA professional activities, she has served her universities as a delegate at the annual national convention. Thomas was an administrator at the 2004 NCAA Student-Athlete Leadership Conference. In 2006, she completed the 18-month NCAA Fellow Program.

Thomas holds memberships in the National Association of Collegiate Women Athletic Administrators (NACWAA), the Black Coaches Association (BCA), the National Association of Collegiate Directors of Athletics (NACDA), National Association of Athletics Compliance Coordinators (NAACC), and the National Association of Academic Advisors for Athletes (N4A).

She and her husband, Byron, live in Morgan Hill.

## **Tom Hastings** **Associate Athletics** **Director**



Tom Hastings joined the San Jose State Athletics Department staff on October 9, 2006, as associate athletics director for media services. His title recently changed to associate athletics director for communications. In that role, Hastings supervises the sports information staff that coordinates communication, media services and public relations for San Jose State's 16 Division I sports. He also oversees the department's marketing and promotions efforts, video operations and official website ([www.sjsuspartans.com](http://www.sjsuspartans.com)), and is a sport supervisor for women's water polo and swimming and diving.

In March of 2007, Hastings was part of the San Jose State team that conducted the NCAA Men's Basketball Championship San Jose Regional at the HP Pavilion in San Jose. San Jose State will again serve as a host institution for the 2010 NCAA Men's Basketball Championship (first and second rounds).

Prior to joining the staff at San Jose State, Hastings served as the director of marketing for the National Strength and Conditioning Association (NSCA) in Colorado Springs, Colo. In that role, he directed all the marketing, public relations, merchandising, advertising, sponsorship and internet operations for the worldwide membership-based association.

Hastings spent seven years with the San Francisco 49ers as communications manager and manager of internet services. With the 49ers, he assisted in the creation and implementation of the 49ers' public relations departmental policies, procedures and operational guidelines.

Prior to his tenure with the 49ers, Hastings served as the assistant director of athletic media relations at his alma mater, the University of California, Santa Barbara. He is a member of CoSIDA, the Football Writers Association of America (FWAA) and the United States Basketball Writers Association.

Hastings and his wife, Julianne, are the parents of two boys, and are expecting their third child in November of 2007.



# Athletics Staff and Head Coaches



**DREW AGBAY**  
*Student Success Services*



**MICHAEL BEAUBIEN**  
*Co-Ticket Manager*



**JEB BURNS**  
*Associate Head Athletic Trainer*



**BILL CAMPSEY**  
*NCAA Faculty Representative*



**TATUM CARROLL**  
*Assistant Athletic Trainer*



**MIKE CHISHOLM**  
*Assistant Athletics Director/  
Broadcasting & Marketing*



**BEN COBIAN**  
*Strength & Conditioning*



**DARREN COELHO**  
*Ticket Manager*



**EILEEN DALEY**  
*Assistant Athletics Director/Student Success Services*



**LAUREL DeMARIA**  
*Stewardship & Events Coordinator*



**WENDY DUNN**  
*Coordinator of Football Operations*



**AARON DYES**  
*Business Operations*



**LAWRENCE FAN**  
*Sports Information Director*



**TIM FURLONG**  
*Facilities & Event Management*



**RANDY GABLER**  
*Spartan Sports Properties*



**DOGA GUR**  
*Assistant Sports Information Director*



**DR. DAN HABER**  
*Team Physician*



**TAYLOR HANOZANO**  
*Coordinator of Equipment Services*



**DR. MICHAEL HENEHAN**  
*Team Physician*



**CHRIS HOLDER**  
*Strength & Conditioning*



**CINDY KATO**  
*Student Success Services Director*



**MIKE LANE**  
*Equipment*



**JEREMY LAYPORT**  
*Strength & Conditioning*



**PAUL LEUNG**  
*IT Specialist*



**TIFFANY LOFTON**  
*Major Gifts*



**ERIKA MARES**  
*Assistant Athletics Director/Program Advancement & Branding Affairs*



**KEN McDONALD**  
*Assistant Athletics Director/Executive Director, Spartan Foundation*



**ANGIE MCKINNELL**  
*Programs & Projects Coordinator*

# Athletics Staff and Head Coaches



**BRIAN  
McKINNELL**  
Spartan Sports  
Properties



**JENNIFER  
MILLER**  
Compliance  
Coordinator



**MATT MILLER**  
Business  
Operations



**PAULA  
MINKLEIN**  
Spartan  
Foundation



**DOUG OSUMI**  
Video Coordinator



**LYDIA  
PANAYOTIDIS**  
Marketing  
Coordinator



**JOHN RALSTON**  
Special Assistant



**WHITNEY  
ROTRUCK**  
Student Services  
Coordinator



**SCOTT SHAW**  
Associate Athletics  
Trainer



**JULIE  
STANSBERRY**  
External  
Operations



**AMY VILLA**  
Associate Sports  
Information  
Director



**JUSTIN  
WEAVER**  
Equipment  
Manager



**MATT WITTY**  
Business Manager



**AUGIE  
ARGABRIGHT**  
Men's & Women's  
Cross Country  
Head Coach



**OSCAR CRESPO**  
Women's  
Volleyball  
Head Coach



**PAM  
DeCOSTA**  
Women's  
Basketball  
Head Coach



**JOHN  
DORMANN**  
Women's Golf  
Head Coach



**SAGE HOPKINS**  
Women's  
Swimming &  
Diving Head Coach



**JOHN  
KENNADAY**  
Men's Golf  
Head Coach



**GEORGE  
NESSMAN**  
Men's Basketball  
Head Coach



**ANH-DAO  
NGUYEN**  
Women's Tennis  
Head Coach



**SAM PIRARO**  
Baseball  
Head Coach



**DAVE  
SIRACUSA**  
Women's Soccer  
Head Coach



**GARY ST. CLAIR**  
Men's Soccer  
Head Coach



**DICK TOMEY**  
Football  
Head Coach



**LOU TULLY**  
Women's Water  
Polo  
Head Coach



**PETER  
TURNER**  
Softball  
Head Coach



**WAYNE  
WRIGHT**  
Women's  
Gymnastics  
Head Coach



# Athletics Directory

## University Administration

Don W. Kassing, President ..... (408) 924-1177  
Dr. Bill Campsey, NCAA faculty representative .. 924-3428

## Athletics Administration

Tom Bowen, director of athletics  
(thomas.bowen@sjsu.edu) ..... 924-1200  
Linda Ozaki, administrative assistant  
(linda.ozaki@sjsu.edu) ..... 924-1233  
Kellie Elliott, deputy director of athletics  
(kellie.elliott@sjsu.edu) ..... 924-1206  
Vince Otopal, senior associate athletics director/  
development & donor relations  
(vince.otopal@sjsu.edu) ..... 924-1739  
Tom Hastings, associate athletics director/communications  
(tom.hastings@sjsu.edu) ..... 924-1720  
Stacy Martin, associate athletics director/business & finance  
(stacy.martin@sjsu.edu) ..... 924-1730  
Etienne Thomas, associate athletics director/compliance  
(etienne.thomas@sjsu.edu) ..... 924-1514  
Mike Chisholm, assistant athletics director/broadcasting  
(mchishol@email.sjsu.edu) ..... 924-1244  
Ken McDonald, assistant athletics director/Executive  
Director of the Spartan Foundation  
(ken.mcdonald@sjsu.edu) ..... 924-1198  
Erika Mares, assistant athletics director/program  
advancement & branding affairs  
(erika.mares@sjsu.edu) ..... 924-1447  
Cindy Kato, student success services director  
(cindy.kato@sjsu.edu) ..... 924-1537

## Administrative Staff

Laurel DeMaria, stewardship & events ..... 924-1692  
Aaron Dyes, business operations ..... 924-1745  
Taylor Hanohano, coordinator of equipment services 924-1267  
Doug Kelley, maintenance mechanic ..... 924-1729  
Mike Lane, equipment manager ..... 924-1258  
Paul Leung, IT specialist ..... 924-1691  
Tiffany Lofton, major gifts ..... 924-3300  
Angie McKinnell, programs & project coordinator 924-1298  
Jennifer Miller, compliance coordinator ..... 924-1237  
Matt Miller, business operations ..... 924-1462  
Paula Minklein, Spartan Foundation ..... 924-1218  
Doug Osumi, video coordinator ..... 924-1276  
Lydia Panayotidis, marketing coordinator ..... 924-1697  
Whitney Rotrock, student services coordinator... 924-1349  
Julie Stansberry, project coordinator ..... 924-1201  
Justin Weaver, equipment manager ..... 924-1259  
Matt Witty, business manager ..... 924-1312

## Media Relations (FAX - 924-1291)

Tom Hastings, associate athletics director ..... 924-1720  
Lawrence Fan, sports information director ..... 924-1217  
Amy Villa, associate sports information director  
(amy.villa@sjsu.edu) ..... 924-1216  
Doga Gur, assistant sports information director .. 924-1211

## Spartan Sports Properties

Randy Gabler (rgabler@learfield.com) ..... 924-2791  
Brian McKinnell (bmckinnell@learfield.com).... 924-2790

## Spartan Ticket Office (Toll Free - 1-877-SJSU TIX)

Darren Coelho, co-director of ticket operations  
(darren.coelho@sjsu.edu) ..... 924-1548  
Michael Beaubien, co-director of ticket operations 924-1727  
(michael.beaubien@sjsu.edu)

## Sports Medicine/Medical Staff

Jeb Burns, associate head athletic trainer ..... 924-1256  
Scott Shaw, associate head athletic trainer ..... 924-1297  
Tatum Carroll, assistant athletic trainer ..... 924-1470  
Dr. Michael Henehan, team physician ..... 995-5453  
Dr. Dan Haber, team physician ..... 297-3484

## Strength & Conditioning

Chris Holder, director ..... 924-1304  
Jeremy Layport, assistant ..... 924-1392  
Ben Cobian, assistant ..... 924-1210

## Student Success Services

Eileen Daley, Assistant Athletics Director ..... 924-2040  
Cindy Kato, director ..... 924-1537  
Drew Agbay, academic advisor ..... 924-1576  
Sandi Smith, academic advisor ..... 924-2461

## Women's Basketball Office (FAX - 924-1291)

Pam DeCosta, head coach  
(pamela.decosta@sjsu.edu) ..... 924-1241  
Jodi Greve, assistant coach  
(jodi.greve@sjsu.edu) ..... 924-1228  
Brett Studley, assistant coach  
(brett.studley@sjsu.edu) ..... 924-1695  
John Langston, assistant coach  
(john.langston@sjsu.edu) ..... 924-1227  
KC Hilgenkamp, coordinator of operations ..... 924-1372  
(KC.hilgenkamp@sjsu.edu)

## Head Coaches

Augie Argabright (14th year),  
men's & women's cross country ..... 924-1465  
Oscar Crespo (1st year) women's volleyball .... 924-1242  
Pam DeCosta (1st year), women's basketball ... 924-1241  
John Dormann (3rd year), women's golf ..... 924-1250  
Sage Hopkins (3rd year), women's swimming .. 924-1225  
John Kennaday (3rd year), men's golf ..... 924-1251  
George Nessman (3rd year), men's basketball ... 924-1245  
Anh-Dao Nguyen (16th year), women's tennis .. 924-1327  
Sam Piraro (21st year), baseball ..... 924-1255  
Dave Siracusa (4th year), women's soccer ..... 924-1470  
Gary St. Clair (18th year), men's soccer ..... 924-1261  
Dick Tomey (3rd year), football ..... 924-1266  
Lou Tully (12th year), women's water polo .... 924-1523  
Wayne Wright (7th year), women's gymnastics . 924-1390  
Peter Turner (2nd year), softball ..... 924-1253



## The Event Center "Home of the Spartans"

The Event Center, located on the corner of Seventh and San Carlos Streets is home to the San Jose State men's and women's basketball teams

The \$36-million facility, created by SJSU students and developed by the Student Union Board of Directors, is financed by student fees and facility usage. The Event Center and the Aquatics Center, directly across the street, comprise the complex. Over 30,000 students, 3,500 faculty and staff members, alumni and the surrounding communities use the facility.

Groundbreaking occurred October 1, 1986. The Aquatics Center opened in May 1988. Originally named the Recreation and Event Center, The Event Center opened in May 1989. The first intercollegiate athletic games played in The Event Center were the season openers for both basketball teams on Friday, November 24, 1989, as the women played Utah, and the men faced South Alabama.


The arena in The Event Center seats 5,000 for athletic events and 5,600 for concerts. The size of the arena is large enough to attract major performing artists, yet small enough to provide a personal experience for the audience.

In the recreation area of The Event Center are 10 racquetball courts, a large weight room, a mini-gym and an aerobics room.





# Athletic Facilities



*The football offices, team meeting rooms, Student Success Services personnel and Scott Gadway Academic Center are in the Simpkins Stadium Center, which is located between Spartan Stadium and the Koret Athletic Training Center.*



*The San Jose State University women's volleyball and women's gymnastics team compete in the recently renovated Spartan Gym located on the main campus. Every seat places the spectator on top of the action.*



*The Aquatics Center, across the street from The Event Center, is the home of the women's swimming and diving and water polo teams. There is plenty of pool area for recreational swimming.*




*Municipal Stadium (above) and Blethen Field (below) are the two homes of the San Jose State baseball team. The facilities are across the street from one another and a short walk from Spartan Stadium.*







*The San Jose State Softball Field is an on-campus facility located across the street from Spartan Stadium. Barbeques behind the outfield fence are a very popular activity.*



*Spartan Stadium is the home of the San Jose State University football team. It also serves as the home for the Spartan men's and women's soccer teams. The stadium has been the site of the NCAA Women's College Cup and Women's World Cup soccer.*



*The men's and women's golf teams play at outstanding courses within a 30-mile radius.*



*The Division of Intercollegiate Athletics is housed in the Alan B. Simpkins Intercollegiate Athletics Administration Building, on the corner of 7th and Alma.*



# Koret Athletic Training Facility

## The Koret Athletic Training Center

The Koret Athletic Training Center, opened in November 2001, is a state-of-the-art facility that encompasses over 10,000 square-feet of training space and is located adjacent to Spartan Stadium, the athletic locker rooms and the football practice field.

The Koret Athletic Training Center also contains a 1,000-square-foot rehabilitation and training room that services physical therapy and sports-specific rehabilitation. The facility enables the sports medicine staff of athletic trainers, doctors, and physical therapists to provide the best possible care to help prevent and rehabilitate injuries.

## Our Philosophy

- We teach a hands-on approach where the student-athlete is expected to develop a comprehensive understanding of not only the How's, but also the Why's of our program.
- We teach correct movement patterns to optimize efficiency and performance.
- Our program design is centered on ground-based, free weight, multi-joint movements that will transfer to the playing field and keep our student-athletes out of our sports medicine facility.
- Our primary concern is the development of speed in all our sports.
- We develop speed and flexibility through strength.
- Our speed program consists of functional and straight-line speed training. Functional means acceleration, deceleration and change-of-direction work.
- We train through an entire range-of-motion in all lifts to enhance active flexibility, develop strength to prevent injury, and unlock joints with mobility issues.
- Olympic-based movements are utilized for speed of movement, active flexibility and dynamic stability.
- Squats and deadlifts have a permanent home in our program for developing hip strength and back stability. Single-leg variations are used to fix strength imbalance and lateral deficits.



*"The Koret Athletic Training Center is one of the 'crown jewels' of the San Jose State University athletics program. The sheer size of the facility stops you in your tracks. We have everything a strength and conditioning program could conceivably need at our fingertips. Our student-athletes and coaches are truly blessed to have such a beautiful facility." – Chris Holder, San Jose State director of strength & conditioning*



# Jeff Garcia Hall of Champions



The Jeff Garcia Hall of Champions is located in the Koret Athletic Training Center. This interactive display features great athletes, great teams, great events and moments in San Jose State Athletics history. Former Spartan athletes that became famous after graduation, great donors, great coaches and administrators are on display. A larger-than-life sized Spartan mascot is located outside the Hall of Champions. Also displayed in The Jeff Garcia Hall of Champions is the San Jose State Sports Hall of Fame which includes over 300 former players and coaches.



The Jeff Garcia Hall of Champions is located inside the Koret Athletic Training Center.

"I am excited to be able to give something of this magnitude back to San Jose State University," Garcia said. "They have been such an integral part in my life. I am just happy to be at a point in life that I can do something like this....My family and I are proud to create this legacy that will always serve as a reminder of how much San Jose State means to me."



Jeff Garcia is entering his 13th season as a pro in 2006.

*"San Jose State has been a stepping stone that has provided me an education, a degree and of course, the tools I needed to be successful in the NFL." – Jeff Garcia*

Garcia was a quarterback on the 1991, 1992 and 1993 San Jose State teams. As a sophomore, he was third nationally in passing efficiency. He led San Jose State to its first win in school history over a Big Ten Conference team, the University of Minnesota, and went on to receive honorable mention All-America recognition in 1992. The school record holder for total offense with 7,274 yards was named the "Outstanding Offensive Player" at the 1994 East-West Shrine All-Star Game in Palo Alto, Calif.



An interactive display features Spartan highlights.

Professionally, he played five seasons (1994 through 1998) for the Calgary Stampeders of the Canadian Football League, was a four-time all-star and led the team to the 1998 Grey Cup championship. Garcia joined the San Francisco 49ers in 1999 and took the team to playoff appearances in 2001 and 2002. He was a Cleveland Brown in 2004, a Detroit Lion in 2005, a Philadelphia Eagle for 2006 and plays for Tampa Bay for 2007. Garcia earned his undergraduate degree as a business administration major from San Jose State University through the National Football League's Continuing Education Program.



The Hall of Fame has more than 300 inductees.

Neil Parry's inspirational story can be seen in the Jeff Garcia Hall of Champions.



San Jose State's 10 NCAA team championships are featured in one display.



# Student Success Services

Today's Spartan student-athlete has more opportunities to succeed academically than ever before. Located in the Simpkins Stadium Center, the Scott Gadway Academic Center was dedicated in January 2003. Here, student-athletes have a place to study, work with tutors, utilize computers or seek academic advice.

The recently-remodeled Scott Gadway Academic Center is a gift from alums Stan and Marilyn Gadway, to honor their late son, Scott, a 1991 San Jose State graduate who majored in aeronautics. He died in a 1996 skydiving accident.

The facility's spirit is echoed at its entrance:

"May all students who use this room share Scott's love and lust for life and his desire to be the very best that one could be in every pursuit."

The Student Success Services team is readily available to help student-athletes achieve their academic goals. Cindy Kato, who spent 15 years at the University of Minnesota, is the director of the Spartans' Student Success Services unit. Kato joined the Big Ten school in 1990 as the its original learning specialist for intercollegiate athletics. She was the assistant director for learning in academic counseling and student services/intercollegiate athletics.



CINDY KATO  
Student Success  
Services  
Director



EILEEN  
DALEY  
Assistant AD/  
Academics

## 2006-07 Academic All-WAC Honorees



Amber Hall



Brittany Powell



Natalie White



DREW  
AGBAY  
Student Success  
Services  
Advisor



SANDI  
SMITH  
Student Success  
Services  
Advisor

## Women's Basketball Academic Honorees

- Academic All-WAC**
- 2006-07 Amber Hall
  - Brittany Powell
  - Natalie White
  - 2005-06 Brittany Morris
  - 1998-99 Angela Modin
  - 1996-97 Kathleen Barrett
  - Natasha Johnson

- 2003 SJSU All-Academic Team**
- Teoma Taylor

- 1994 Big West All-Academic Team**
- Chrissy Chang Human Performance

### SJSU Scholar Athletes

- 2007 Amber Hall ...Child Development
- 2007 Laretha Griffin  
.....Business Management
- 2007 Lawanna Griffin .....Business
- 2007 Brittany Morris  
.....Advertising/Public Relations
- 2007 Brittany Powell .....Undeclared
- 2007 Carlyn Steward .Behavioral Science
- 2007 Natalie White .....RTVF
- Kalia Williams .....Undeclared

- 2006 Amber Hall .....Health Science
- 2006 Brittany Morris .....Advertising
- 2006 Natalie White .....Biology
- 2003 Tiffany McKneely ....Undeclared
- 2003 Brittany Morris .....Journalism
- 2002 Katie Schneider .....Recreation
- 2001 Katie Schneider .....Recreation
- 2001 Teoma Taylor .....Kinesiology
- 2000 Natasha Johnson ....Kinesiology
- 2000 Jessica Borello .....Psychology
- 1999 Angela Modin .....Art
- 1999 Kathleen Barrett  
.....Biological Science
- 1999 Natasha Johnson .....Kinesiology
- 1999 Elisha Williams .....Kinesiology
- 1998 Angela Modin .....Advertising
- 1998 Kathleen Barrett .Biological Science
- 1998 Celina Dagnino  
.....Biological Science
- 1998 Courtney Wittstruck  
.....Biological Science
- 1998 Natasha Johnson .....Kinesiology
- 1998 Elisha Williams .....Kinesiology
- 1997 Kathleen Barrett .Biological Science
- 1997 Natasha Johnson  
.....Human Performance

- 1995 Joi Turner .....Speech
- 1994 Chrissy Chang .....  
.....Human Performance
- 1994 Shannon Wooten .....  
.....Child Development
- 1994 Maya Rawls .....Public Relations
- 1993 Chrissy Chang .....  
.....Human Performance
- 1993 Gretchen Seeley .....History
- 1993 Lisa Little ...Human Performance
- 1993 Maya Rawls .....Undeclared
- 1993 Sherry Yudt .....  
.....Administration of Justice
- 1992 Mindy Yun .....Business Admin.
- 1992 Lisa Little .Radio, Television, Film
- 1992 Karen Smith .....Recreation
- 1991 Karen Smith .....Recreation
- 1991 Chris Snyder .....Music
- 1991 Sherry Yudt .....  
.....Administration of Justice
- 1989 Latasha Causey .....  
.....Administration of Justice






# Culture of Champions

- 7 Olympic Games gold medal winners
- 10 NCAA team championships – most by any current Western Athletic Conference school
- 50 NCAA Division I individual champions – most by any current Western Athletic Conference school
- In the last five years, the San Jose State University baseball, women’s cross country, women’s golf, women’s gymnastics, men’s soccer and football teams have competed in NCAA Championship action.
- A winning record in post-season football bowl games including a victory in the 2006 New Mexico Bowl.
- The 2000 San Jose State University baseball team advanced to the College World Series.
- In the last five years, the San Jose State women’s water polo, men’s soccer, women’s golf and baseball teams were nationally-ranked in the top-20.
- National team members in the sports of football, softball, women’s volleyball and water polo.
- Current head coaches from the sports of men’s soccer, baseball, women’s gymnastics, and women’s golf have been named the conference “Coach of the Year.”



*San Jose State participated in the 2000 College World Series.*



*During the 2006-07 year, Dwight Lowery (left) was a first-team All-America cornerback and Beth Harberts (right) was a third-team All-America water polo player for San Jose State.*




*Olivier Saint-Jean became Tariq Abdul-Wahad in 1997. The former first-round draft choice was on the 2004-05 Dallas Mavericks’ roster.*



*Kevin Frandsen is an infielder for the San Francisco Giants.*



*Juli Inkster is one of two Spartans in the LPGA Hall of Fame.*



*Lee Evans set a world and Olympic Games record winning the 400-meter dash at the 1968 Olympics.*



*Tommie Smith (center) and John Carlos (right) are on the victory stand following Smith’s world and gold medal record-setting performance at the 1968 Olympic Games in Mexico City.*



*Peter Ueberroth was commissioner of Major League Baseball from 1984 through 1989. He was the President of the Los Angeles Olympic Organizing Committee that ran the 1984 Summer Olympics.*



*The late-Bill Walsh coached the San Francisco 49ers to three Super Bowl victories in 10 seasons and is a member of the Pro Football Hall of Fame.*



*Patty Sheehan is a member of the LPGA Hall of Fame.*



*Joe Nedney has scored more points (785) than any other Spartan football player who played in the NFL. In his 13th season, he kicks for San Francisco.*



*Two-time All-American Arron Oberholser won the 2006 AT&T Pebble Beach Pro-Am and is one of the PGA Tour's top money winners.*

*C.J. Brown (right) played on the U.S. National men's soccer team from 1998 through 2003. In 2007, he completed his 10th MLS season and is the all-time leader in games played for the Chicago Fire.*



*Ken Venturi was the 1964 U.S. Open men's golf champion and Sports Illustrated's "Man of the Year."*

## Spartan Alums Active in Selected Professional Sports

### Major League Baseball (MLB)

Kevin Frandsen, IF, San Francisco Giants

Gary Hughes, Special Asst. to the G.M., Chicago Cubs

Randy Johnson, Special Asst. to the G.M., Oakland A's

### National Football League (NFL)

John Broussard, WR, Jacksonville Jaguars

Rashied Davis, WR, Chicago Bears

Jeff Garcia, QB, Tampa Bay Buccaneers

James Jones, WR, Green Bay Packers

Joe Nedney, K, San Francisco 49ers

Tyson Thompson, TB, Dallas Cowboys

Gill Byrd, Assistant Coach, Chicago Bears

Al Saunders, Assistant Coach,

Washington Redskins

James Saxon, Assistant Coach,

Kansas City Chiefs

### Men's Golf

Bob Eastwood (Champions Tour)

Arron Oberholser (PGA Tour)

Mark Wiebe (Champions Tour)

### Women's Golf (LPGA)

Dina Ammaccapane

Tracy Hanson


Pat Hurst

Juli Inkster

Janice Moodie

### Major League Soccer (MLS)

C.J. Brown, Chicago Fire



*Dick Vermeil is the only football head coach with wins in a Rose Bowl and a Super Bowl.*



# City of San José

The City of San Jose was once a largely agrarian community, dotted with orchards of apricots, walnuts, cherries and plums. In those days, San Jose was known as the "Prune Capital of the World."

Years later, the city is now known as the "Capital of Silicon Valley" and around the globe as a high-tech center.

Below are some facts about San José:

- The third largest city in California and 10th largest in the United States with 945,000 residents

- Average daily temperature of 70 degrees and 300 days of sunshine a year.

- 30 minutes from the Pacific Ocean

- Safest Big City in America for five straight years

- Founded in 1777, San José was California's first civilian settlement and the site of the first state capital.

- The San José area is home to the largest concentration of technology expertise in the world – more than 6,600 technology companies employing more than 254,000 people.

- The area has a very cultural and ethnic diverse population and neighborhoods. The population is 27% Asian and 30% Hispanic. Japantown and the Japanese Friendship Garden are popular tourist stops.

- The city is also home to the largest Vietnamese community outside of Vietnam. The nation's first Vietnamese Heritage Garden and Historic Museum is being constructed.

- #1 Recycler among the nation's largest cities

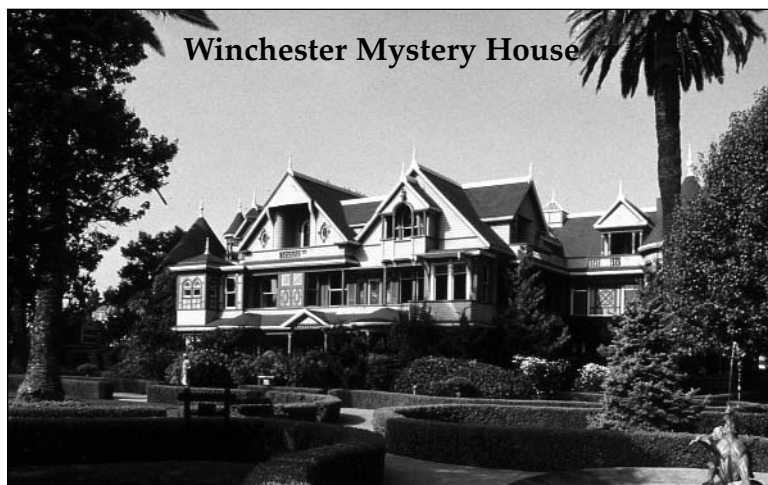
- #3 nationally in percentage of the population earning a bachelor's degree or more – March 2003 U.S. Census Bureau report

- Most internet access – #1 by the American Electronics Association



San Jose and the Silicon Valley

*"...we're (San Jose) a place remarkably free of pretense, a town where someone can arrive penniless and rise to wealth in a generation, where you can have impact in government just by showing up, where there is more racial tolerance than there is elsewhere." -- Scott Herhold, San Jose Mercury News, June 30, 2005*



Winchester Mystery House

- Easily accessible to three international airports – San Jose, San Francisco and Oakland

- More than a dozen downtown nightclubs minutes from the campus

- The shopping scene offers shopaholics of any age destination shopping malls with all the top name manufacturers, discount outlet malls, boutique shops and more.

- Malls in the area include Westfield Valley Fair, Westfield Oakridge, Santana Row, Gilroy Premium Outlets and the Great Mall of the Bay Area.



- Tourist attractions including the Tech Museum of Innovation, Children’s Discovery Museum and the Winchester Mystery House – all less than 10 minutes away from San Jose State University.

- Major stage and theatre productions produced and performed at the nearby San Jose Repertory and the Center for Performing Arts

- The Santa Clara Valley is the oldest continuing producing wine region in California with over 20 award-winning wineries.

- A center for “big-time” sports events such as:
  - 1997, 2002 & 2007 NCAA Division I Men’s Basketball Championship - West Regional
  - annual SAP Open ATP Men’s Tennis Tournament
  - annual San José Grand Prix
  - 2001 Major League Soccer All-Star Game
  - 1999 & 2000 NCAA Division I Women’s Soccer College Cup
  - 1999 Women’s World Cup Soccer
  - 1999 NCAA Division I Women’s Basketball Final Four



*The new San Jose City Hall opened in October 2005. The state-of-the-art City Council Chambers, the glass-enclosed rotunda and the outdoor civic plaza are available for public use.*

## Top 10 San Jose Attractions

*based on attendance*

1. The Tech Museum of Innovation
2. Happy Hollow Park & Zoo
3. Children’s Discovery Museum
4. Winchester Mystery House
5. Raging Waters
6. San Jose Museum of Art
7. San Jose Municipal Rose Garden
8. Rosicrucian Egyptian Museum
9. San Jose Museum of Quilts & Textiles
10. History San Jose

*Source: San Jose Convention & Visitors Bureau*

## Professional sports teams in the Bay Area:

San Francisco Giants (MLB)  
Oakland A’s (MLB)

San Francisco 49ers (NFL)  
Oakland Raiders (NFL)

San Jose SaberCats (Arena Football)  
Golden State Warriors (NBA)  
San Jose Sharks (NHL)



*HP Pavilion - Home of the San Jose Sharks*





# Media Information

The 2007-08 San José State University women's basketball media guide is intended to answer any questions about the season and assist the media in coverage of the team throughout the year.

## CREDENTIALS

Media credential requests for all San José State women's basketball home games must be directed to Amy Villa, Associate SID. Credentials are limited to working press filing game stories, accredited representatives of the media and personnel assigned by San Jose State University.

Pregame notes, statistics and game programs will be available prior to the start of each game in the media room, located in the southeast corner of the Event Center. Halftime and final statistics along with play-by-play will be distributed from the press room and will be available on press row.

## PHOTOGRAPHERS

The photography areas at The Event Center are limited to the baseline areas at each end of the floor. No standing during live ball situations.

## INTERVIEWS

Interviews with San José State players and coaches must be arranged through the sports information office. Please contact

the SID staff for times and allow 24 hours prior notice for all interviews. No interviews will be allowed on game-day prior to a game. Home phone numbers for players will not be provided to the media. Players will not accept phone calls without clearance from the sports information staff.

## TELEPHONES

The basketball press row phone number is (408) 924-6470. Two lines are available for visiting radio. Digital and analog lines are available and which type must be requested. Additional phone lines for radio broadcasts can be arranged three weeks in advance with the Sports Information Office.

## LIVE STATS/VIDEO

All home San Jose State volleyball matches will have live statistics available on the San Jose State web site. Home matches will be streamed live on the Spartan web site through the Gold Zone.

## DIRECTIONS TO THE EVENT CENTER

From I-280: Take the Seventh street exit. Head north on Seventh street three blocks to San Salvador. Park in the Seventh street garage and walk one block to The Event Center located on the corner of Seventh and San Carlos.

## SAN JOSE STATE WEB SITE

The official San Jose State University athletics' website address is [www.sjsuspartans.com](http://www.sjsuspartans.com). Player and coaches' biographies, game stories, box scores and current statistics are available on [www.sjsuspartans.com](http://www.sjsuspartans.com).



**Amy Villa, Associate SID**

San José State University  
One Washington Square  
San Jose, CA 95192-0062  
(408) 924-1216 - Office  
(408) 924-1291 - FAX  
(408) 924-3348 - Press Row  
E-mail: [amy.villa@sjsu.edu](mailto:amy.villa@sjsu.edu)

# Media Directory

|  |   |  |   |
|--|---|--|---|
| <p><b>Newspapers</b></p> <p><i>San Jose Mercury News</i><br/>750 Ridder Park Drive<br/>San Jose, CA 95190<br/>(408) 920-5354<br/>FAX (408) 920-5244<br/><a href="http://www.mercurynews.com">www.mercurynews.com</a></p> <p><i>San Francisco Chronicle</i><br/>901 Mission Street<br/>San Francisco, CA 94103<br/>(415) 777-7201<br/>FAX (415) 543-3754<br/><a href="http://www.sfgate.com/chronicle">www.sfgate.com/chronicle</a></p> <p><i>Spartan Daily</i><br/>San José State University<br/>San Jose, CA 95192<br/>(408) 924-3280<br/>FAX (408) 924-3237<br/><a href="http://www.thespartandaily.org">www.thespartandaily.org</a></p> <p><i>Associated Press</i><br/>303 Second St., Suite 680N<br/>San Francisco, CA 94107<br/>(415) 495-1708<br/>FAX (415) 495-4967</p> | <p><b>Radio</b></p> <p><b>KSJS (student, 90.5 FM)</b><br/>San José State University<br/>San Jose, CA 95192<br/>(408) 924-5757<br/>FAX (408) 924-4583<br/><a href="http://www.ksjs.org">www.ksjs.org</a></p> <p><b>KLIV</b><br/>P.O. Box 995<br/>San Jose, CA 95109<br/>(408) 293-8030<br/>FAX (408) 995-0823<br/><a href="http://www.kliv.com">www.kliv.com</a></p> <p><b>KNBR</b><br/>55 Hawthorne St., 11th Floor<br/>San Francisco, CA 94111<br/>(415) 995-6807<br/>FAX (415) 995-6835/6867<br/><a href="http://www.knbr.com">www.knbr.com</a></p> | <p><b>KGO</b><br/>900 Front Street<br/>San Francisco, CA 94111<br/>(415) 954-8142<br/>FAX (415) 954-8686<br/><a href="http://www.kgo.com">www.kgo.com</a></p> <p><b>KCBS</b><br/>865 Battery Street<br/>San Francisco, CA 94111<br/>(415) 474-5227<br/>FAX (415) 765-4080<br/><a href="http://www.kcbs.com">www.kcbs.com</a></p> <p><b>Television</b></p> <p><b>KNTV</b><br/>2450 N. First Street<br/>San Jose, CA 95131<br/>(408) 432-4765<br/>FAX (408) 432-4425</p> <p><b>KRON</b><br/>1101 Van Ness Ave.<br/>San Francisco, CA 94109<br/>(415) 561-8981<br/>FAX (408) 561-8136</p> | <p><b>KPIX</b><br/>855 Battery Street<br/>San Francisco, CA 94111<br/>(415) 765-8682/8675/8717<br/>FAX (415) 765-8973</p> <p><b>KGO</b><br/>900 Front Street<br/>San Francisco, CA 94111<br/>(415) 954-7934<br/>FAX (415) 956-6402</p> <p><b>KTVU</b><br/>2 Jack London Square<br/>Oakland, CA 94607<br/>(510) 874-0254<br/>FAX (510) 451-2610</p> <p><b>KSBB</b><br/>P.O. Box 81651<br/>Salinas, CA 93912<br/>(408) 424-1198</p> <p><b>UPDATE-TV</b><br/>San José State University<br/>San Jose, CA 95192<br/>(408) 924-7450</p> |
|--|---|--|---|