



2011 Softball



# San Jose State Softball

The following is the San Jose State University Record Book for softball. The book contains rosters for this season and past seasons along with single-season stats for the past seven years.

This season's players' biography can be found on the San Jose State website, [www.sjsuspartans.com](http://www.sjsuspartans.com). Information on this year's team including statistics and latest results are available on the website.

## Quick Facts

<b>School:</b>	San Jose State University
<b>Nickname:</b>	Spartans
<b>Location:</b>	San Jose, CA 95192
<b>Founded:</b>	1857
<b>Enrollment:</b>	29,200
<b>Colors:</b>	Gold, White & Blue
<b>Conference:</b>	Western Athletic
<b>Interim President:</b>	Don W. Kassing
<b>Athletics Director:</b>	Tom Bowen
<b>Faculty Athletic Rep.:</b>	Bill Campsey
<b>Senior Associate AD/COO:</b>	Marie Tuite
<b>Associate AD/SWA:</b>	Liz Jarnigan
<b>Sports Information Director:</b>	Lawrence Fan
<b>Office Phone:</b>	(408) 924-1217
<b>Associate SID/Softball Contact:</b>	Amy Villa
<b>Office Phone:</b>	(408) 924-1216
<b>Cell Phone:</b>	(408) 421-8604
<b>SID FAX:</b>	(408) 924-1291
<b>email:</b>	<a href="mailto:amy.villa@sjsu.edu">amy.villa@sjsu.edu</a>
<b>Web Site:</b>	<a href="http://www.sjsuspartans.com">www.sjsuspartans.com</a>
<b>Home Field (Capacity):</b>	San Jose State Field (500)
<b>Press Box:</b>	N/A
<b>Head Coach:</b>	Peter Turner (Sacramento State, 1989)
<b>Softball Office:</b>	(408) 924-1253
<b>Record at SJSU:</b>	102-125 (4 years)
<b>Overall Record:</b>	102-125 (4 years)
<b>Assistant Coaches:</b>	Christen Hardee, Chase Turner
<b>Volunteer Assistant Coach:</b>	Thad Brown
<b>Letterwinners returning/lost:</b>	7/10
<b>Position starters returning/lost:</b>	2/7
<b>Pitchers returning/lost:</b>	3/0
<b>2010 Record:</b>	34-25
<b>2010 WAC Record:</b>	8-13 (5th)

## Table of Contents

2011 Roster	3
2010 Roster	4
2010 Stats & Results	5-7
2009 Roster	8
2009 Stats & Results	9-11
2008 Roster	12
2008 Stats & Results	13-15
2007 Roster	16
2007 Stats & Results	17-19
2006 Roster	20
2006 Stats & Results	21-23
2005 Roster	24
2005 Stats & Results	25-27
2004 Roster	28
2004 Stats & Results	29-31
Record Book	32
Letterwinners	33
Spartan Honors	34-35
Spartan Record Book	36-37
Single Season Leaders	38-40
Career Leaders	41-43
Year-By-Year Records	44
All-Time Series	45
Year-By-Year Scores	46-54

**Credits:** The 2011 San José State Softball Record Book is a product of the San José State Sports Information Office. Writing, layout and editing by Amy Villa. Photos: Terrell Lloyd, Ron Fried. All names, nicknames, logos and other indicia referring to San Jose State University are trademarked and protected by the university. Any unauthorized use is prohibited.

San José State University does not discriminate on the basis of race, color, religion, national origin, sex, sexual orientation, marital status, pregnancy, age disability, disabled veterans or Vietnam status. This policy applies to all SJSU students, faculty and staff programs and activities. Questions regarding this policy should be directed to the Director of the Office of Equal Employment Opportunity/ Affirmative Action, SJSU, San Jose, CA 95192, (408) 924-1115.



## 2011 SAN JOSE STATE UNIVERSITY SOFTBALL NUMERICAL ROSTER

NO	PLAYER	POS	B/T	HT	YR	EXP	HOMETOWN/LAST SCHOOL
1	Amanda Pridmore	P	R/R	5-7	JR	2V	Modesto, Calif./Modesto HS
2	Dorothy Morentin	C	L/R	5-4	SO	SQ	Van Nuys, Calif./Birmingham HS
3	Cristina Menjivar	INF/OF	L/L	5-6	FR	HS	South San Francisco, Calif./Archbishop Mitty HS
4	Kailey Mertz	INF	R/R	5-9	FR	HS	Buena Park, Calif./Kennedy HS
5	Alex Molina	P/INF	R/R	5-3	FR	HS	Atwater, Calif./Buhach Colony HS
6	Jacqueline Zepeda	INF	R/R	5-7	FR	HS	Antioch, Calif./Freedom HS
7	BranDee Garcia	INF	R/R	5-9	SO	1V	Visalia, Calif./Mt. Whitney HS
9	Brianna Yray	INF	R/R	5-5	FR	RS	Linden, Calif./Linden HS
11	Elyssa Fox	P	R/R	5-8	SR	1V	Fallbrook, Calif./Cuesta College
12	Nikki Chapman	INF	R/R	5-8	FR	HS	Anaheim Hills, Calif./Orange Lutheran HS
14	Stephanie Ziemann	OF	R/R	5-4	SO	SQ	La Cañada, Calif./Crescenta Valley HS
15	Annica Wolfe	INF	R/R	5-8	FR	HS	Oxnard, Calif./Rio Mesa HS
16	Sadie Coenen	INF/OF	L/R	5-4	FR	HS	Modesto, Calif./Johansen HS
17	Alex Stange	INF	R/R	5-4	JR	SQ	Union City, Calif./James Logan HS
19	Jessica Garcia	C/INF	R/R	5-4	FR	HS	Redlands, Calif./Redlands HS
20	Amanda Schatz	C	R/R	5-7	SO	RS	Lodi, Calif./Lodi HS
22	Janessa Gutierrez	P	R/R	5-0	FR	HS	Oxnard, Calif./Rio Mesa HS
23	Breanna Lopez	C	R/R	5-6	JR	2V	Elk Grove, Calif./Franklin HS
24	Britney Helm	OF	R/R	5-5	FR	HS	Torrance, Calif./Torrance HS
26	Lauren Shanks	OF	R/R	5-1	JR	1V	Durham, Calif./Durham HS
29	Cheryl Freitas	INF	R/R	5-7	SO	1V	Stockton, Calif./St. Mary's HS
33	Jennifer Ames	P	R/R	6-0	JR	2V	San Jose, Calif./Evergreen Valley HS
42	Mariah Nisbet	INF	R/R	5-1	FR	HS	San Ramon, Calif./California HS
44	Markesha Collins	OF	L/R	5-5	SO	1V	Citrus Heights, Calif./San Juan HS

**Head Coach:** Peter Turner (5th season)

**Assistant Coaches:** Christen Hardee, Chase Turner

**Volunteer Assistant:** Thad Brown



## 2010 San Jose State Softball Team

NO	PLAYER	POS	B/T	HT	YR	EXP	HOMETOWN/LAST SCHOOL
1	Amanda Pridmore	P	R/R	5-7	SO	1V	Modesto, Calif./Modesto HS
2	Danni Brown	INF	R/R	5-4	SR	3V	Cupertino, Calif./Monta Vista HS
3	Jaclyn Imhof	P	R/R	6-0	JR	JC	Portland, Ore./College of the Siskiyous
5	Natasha Hawkins	INF	R/R	5-5	SR	3V	Redding, Calif./Anderson HS
6	Alyssa Sulay	OF	R/R	5-4	SR	3V	Watsonville, Calif./Monte Vista Christian HS
7	BranDee Garcia	INF	R/R	5-9	FR	HS	Visalia, Calif./Mt. Whitney HS
9	Brianna Yray*	INF	R/R	5-5	FR	HS	Linden, Calif./Linden HS
10	Dorothy Morentin	C	L/R	5-4	FR	HS	Van Nuys, Calif./Birmingham HS
11	Elyssa Fox	P	R/R	5-8	JR	1V	Fallbrook, Calif./Cuesta College
12	Mallory Bair	INF	L/L	5-7	SR	1V	Merced, Calif./Merced JC
14	Stephanie Ziemann	OF	R/R	5-4	FR	HS	La Cañada, Calif./Crescenta Valley HS
15	Ursula Lopez	INF	R/R	5-3	SR	1V	Norco, Calif./Mt. San Antonio College
16	Krysha Fitzgerald	C	R/R	5-8	SR	SQ	Cloverdale, Calif./Eastern Arizona College
17	Alex Stange	INF	R/R	5-4	SO	SQ	Union City, Calif./James Logan HS
19	Brittany McConnell	C	R/R	5-8	SR	3V	Red Bluff, Calif./Red Bluff HS
20	Amanda Schatz*	C	R/R	5-7	SO	SQ	Lodi, Calif./Lodi HS
21	Julianne Aiello	INF	R/R	5-4	SO	1V	Riverbank, Calif./Beyer HS
22	Sarah Taylor	OF	L/R	5-8	SR	3V	Cupertino, Calif./Monta Vista HS
23	Breanna Lopez	C	R/R	5-6	SO	1V	Elk Grove, Calif./Franklin HS
24	Andrea Bott	OF	L/L	5-2	SO	1V	Stockton, Calif./St. Mary's HS
26	Lauren Shanks	OF	R/R	5-1	SO	SQ	Durham, Calif./Durham HS
29	Cheryl Freitas	INF	R/R	5-7	FR	HS	Stockton, Calif./St. Mary's HS
33	Jennifer Ames	P	R/R	6-0	SO	1V	San Jose, Calif./Evergreen Valley HS
38	Morgan Otto	INF	R/R	5-3	SO	1V	Sacramento, Calif./Sheldon HS
42	Kelli Fangonilo	INF	S/R	5-5	SR	2V	Palo Alto, Calif./UNLV
44	Markesha Collins	OF	L/R	5-5	FR	HS	Citrus Heights, Calif./San Juan HS
	Genevieve Reyna*	P	R/R	5-5	FR	HS	Stockton, Calif./Edison Senior HS

**Head Coach:** Peter Turner (4th season)  
**Assistant Coaches:** Christen Hardee, Chase Turner  
**Volunteer Assistant:** Thad Brown  
*\*Redshirting the 2010 season*



**Overall Record: 34-25 Home: 9-7 Away: 8-12 Neutral: 17-6**  
**WAC Record: 8-13 Home: 3-6 Away: 5-7**

### Hitting

Player	AVG	GP-GS	AB	R	H	2B	3B	HR	RBI	TB	SLG%	BB	HBPSO	OB%	SF-SH	SB-AT	PO	A	E	F%	
<b>Fangonilo, Kelli</b>	.364	58-58	187	44	68	17	2	6	28	107	.572	22	2	19	.434	1-1	14-16	62	28	8	.918
WAC Games	.288	21-21	66	9	19	5	0	2	7	30	.455	11	1	8	.397	0-1	5-7	24	2	3	.897
<b>Aiello, Julianne</b>	.348	55-53	155	26	54	7	0	3	22	70	.452	16	2	12	.414	1-0	3-3	114	102	12	.947
WAC Games	.317	21-21	63	9	20	2	0	1	7	25	.397	5	0	5	.368	0-0	1-1	41	34	3	.962
<b>McConnell, Brittan</b>	.313	56-56	166	24	52	11	1	8	47	89	.536	30	2	21	.414	5-0	0-0	262	28	2	.993
WAC Games	.230	20-20	61	5	14	3	0	1	9	20	.328	6	2	10	.319	0-0	0-0	90	8	0	1.000
<b>Hawkins, Natasha</b>	.281	48-44	121	16	34	4	0	3	19	47	.388	24	4	14	.416	0-0	2-2	299	18	4	.988
WAC Games	.245	20-20	53	6	13	3	0	1	5	19	.358	10	1	6	.375	0-0	0-0	126	4	2	.985
<b>Sulay, Alyssa</b>	.275	56-51	171	44	47	5	1	3	21	63	.368	12	4	38	.335	1-4	21-23	52	3	3	.948
WAC Games	.113	20-16	53	6	6	0	0	1	3	9	.170	4	1	16	.186	1-2	6-7	18	2	2	.909
<b>Lopez, Ursula</b>	.271	56-54	155	16	42	13	1	3	30	66	.426	16	4	17	.350	2-0	0-0	28	35	5	.926
WAC Games	.224	21-20	58	7	13	4	1	3	7	28	.483	7	1	5	.318	0-0	0-0	19	11	4	.882
<b>Garcia, BrandDee</b>	.217	51-42	120	15	26	3	1	3	16	40	.333	10	1	20	.280	1-1	7-7	69	49	18	.868
WAC Games	.163	19-16	49	6	8	1	0	2	7	15	.306	3	1	9	.226	0-0	2-2	26	10	4	.900
-----																					
<b>Fitzgerald, Krysha</b>	.400	8-4	10	0	4	1	0	0	2	5	.500	3	1	2	.571	0-0	0-0	25	1	0	1.000
WAC Games	.500	1-1	2	0	1	0	0	0	0	1	.500	0	0	0	.500	0-0	0-0	2	0	0	1.000
<b>Taylor, Sarah</b>	.348	35-33	112	19	39	12	1	2	23	59	.527	9	0	24	.390	2-0	9-10	15	2	1	.944
WAC Games	.200	5-4	15	0	3	0	0	0	1	3	.200	1	0	2	.250	0-0	0-0	4	1	0	1.000
<b>Lopez, Breanna</b>	.313	34-22	67	9	21	1	0	4	18	34	.507	12	3	17	.439	0-1	4-4	32	4	1	.973
WAC Games	.250	16-14	36	3	9	1	0	2	6	16	.444	6	2	13	.386	0-1	1-1	10	1	1	.917
<b>Freitas, Cheryl</b>	.283	33-12	46	8	13	2	0	1	6	18	.391	5	3	6	.382	1-0	3-3	19	4	1	.958
WAC Games	.308	14-4	13	3	4	1	0	0	2	5	.385	3	3	2	.500	1-0	2-2	2	0	0	1.000
<b>Bott, Andrea</b>	.278	27-3	18	8	5	0	0	0	0	5	.278	1	0	6	.316	0-0	5-6	6	1	0	1.000
WAC Games	.000	8-0	2	1	0	0	0	0	0	0	.000	0	0	2	.000	0-0	0-0	0	0	0	.000
<b>Hayes, Kayla</b>	.246	22-22	69	17	17	3	0	1	10	23	.333	11	0	4	.337	3-0	2-2	14	2	2	.889
<b>Bair, Mallory</b>	.235	18-2	17	2	4	1	1	0	3	7	.412	3	1	2	.364	1-0	0-0	0	0	0	.000
WAC Games	.167	5-1	6	1	1	0	1	0	2	3	.500	0	1	1	.286	0-0	0-0	0	0	0	.000
<b>Collins, Markesha</b>	.216	42-10	37	14	8	1	0	0	3	9	.243	8	1	15	.370	0-0	4-4	13	1	1	.933
WAC Games	.313	15-6	16	7	5	1	0	0	3	6	.375	5	1	7	.500	0-0	3-3	9	1	0	1.000
<b>Stange, Alex</b>	.192	24-15	52	5	10	2	0	0	7	12	.231	2	1	7	.236	0-0	0-0	94	3	1	.990
WAC Games	.000	6-2	9	1	0	0	0	0	0	0	.000	1	0	2	.100	0-0	0-0	7	0	0	1.000
<b>Otto, Morgan</b>	.184	41-33	76	14	14	3	0	1	4	20	.263	15	0	26	.319	0-1	1-2	62	97	19	.893
WAC Games	.103	17-15	29	3	3	0	0	1	1	6	.207	4	0	16	.212	0-1	0-1	28	39	7	.905
<b>Ziemann, Stephanie</b>	.167	20-3	12	2	2	0	0	0	0	2	.167	1	0	2	.231	0-0	1-1	10	1	1	.917
WAC Games	.222	7-3	9	2	2	0	0	0	0	2	.222	0	0	1	.222	0-0	1-1	5	0	1	.833
<b>Brown, Dannielle</b>	.146	48-14	48	9	7	2	0	0	4	9	.188	5	0	6	.226	0-1	2-2	17	41	5	.921
WAC Games	.250	19-5	16	3	4	1	0	0	3	5	.313	2	0	0	.333	0-0	0-0	7	14	0	1.000
<b>Shanks, Lauren</b>	.000	40-0	3	12	0	0	0	0	0	0	.000	1	1	1	.400	0-0	0-0	0	0	0	.000
WAC Games	.000	11-0	1	5	0	0	0	0	0	0	.000	0	0	0	.000	0-0	0-0	0	0	0	.000
-----																					
<b>Totals</b>	.284	59-59	1642	304	467	88	8	38	263	685	.417	206	30	259	.371	18-9	78-85	1207	492	90	.950
WAC Games	.224	21-21	557	77	125	22	2	14	63	193	.347	68	14	105	.323	2-5	21-25	424	148	29	.952
<b>Opponents</b>	.295	59-59	1673	293	494	84	4	46	263	724	.433	149	25	293	.360	11-32	33-50	1193	538	96	.947
WAC Games	.299	21-21	591	103	177	31	2	16	92	260	.440	48	14	89	.364	4-6	7-11	435	193	31	.953

LOB - Team (409), Opp (391). DPs turned - Team (27), Opp (27). IBB - Team (1), Fangonilo 1. Picked off - Lopez, B. 1, Sulay 1, Fangonilo 1.

WAC Games - LOB - Team (134), Opp (136). DPs turned - Team (10), Opp (8).



# 2010 Pitching Statistics

## Pitching

Player	ERA	W-L	APP	GS	CG	SHO	CBO	SV	IP	H	R	ER	BB	SO	2B	3B	HR	AB	B/Avg	WP	HBP	BK
<b>Amanda Pridmore</b>	3.27	18-12	40	30	18	1	1	4	207.2	224	112	97	67	151	45	0	22	828	.271	4	12	1
WAC Games	3.02	4-10	17	14	9	0	0	2	90.1	94	44	39	25	59	16	0	10	358	.263	0	8	0
<b>Jaclyn Imhof</b>	5.03	10-6	24	13	5	2	0	0	89.0	125	75	64	25	74	17	2	15	387	.323	11	5	2
WAC Games	4.38	3-1	7	5	2	1	0	0	30.1	43	22	19	9	23	7	1	3	128	.336	3	3	1
<b>Jennifer Ames</b>	5.83	4-4	26	10	2	0	1	1	69.2	98	78	58	41	43	15	1	5	307	.319	10	7	0
WAC Games	12.08	0-2	8	2	0	0	0	0	13.1	29	30	23	10	4	6	1	1	73	.397	3	3	0
-----																						
<b>Elyssa Fox</b>	3.50	2-3	12	6	1	1	0	0	36.0	47	28	18	16	25	7	1	4	151	.311	0	1	2
WAC Games	6.68	1-0	4	0	0	0	0	0	7.1	11	7	7	4	3	2	0	2	32	.344	0	0	1
<b>Totals</b>	4.12	34-25	59	59	26	5	1	5	402.1	494	293	237	149	293	84	4	461673	.295	25	25	5	
WAC Games	4.36	8-13	21	21	11	1	0	2	141.1	177	103	88	48	89	31	2	16	591	.299	6	14	2
<b>Opponents</b>	3.96	25-34	59	59	27	5	0	3	397.2	467	304	225	206	259	88	8	381642	.284	31	30	2	
WAC Games	2.51	13-8	21	21	13	3	0	1	145.0	125	77	52	68	105	22	2	14	557	.224	15	14	2

PB - Team (11), McConnell 9, Lopez, B. 1, Fitzgerald 1, Opp (10).  
 Pickoffs - Team (2), McConnell 2, Opp (3).  
 SBA/ATT - McConnell (30-44), Pridmore (14-22), Ames (10-13), Imhof (6-8), Fox (3-7), Lopez, B. (1-4), Fitzgerald (2-2).  
  
 WAC Games - PB - Team (5), McConnell 4, Fitzgerald 1, Opp (3).  
 SBA/ATT - McConnell (4-8), Pridmore (3-6), Ames (2-2), Fitzgerald (2-2), Imhof (1-2), Lopez, B. (1-1), Fox (1-1).

## Fielding Percentage

Player	C	PO	A	E	FLD%	DPS	SBA	CSB	SBA%	PB	CI
Krysha Fitzgerald	26	25	1	0	1.000	0	2	0	1.000	1	0
WAC Games	2	2	0	0	1.000	0	2	0	1.000	1	0
Jaclyn Imhof	19	0	19	0	1.000	0	6	2	.750	0	0
WAC Games	8	0	8	0	1.000	0	1	1	.500	0	0
Andrea Bott	7	6	1	0	1.000	0	0	0	-	0	0
WAC Games	0	0	0	0	.000	0	0	0	-	0	0
Brittany McConnell	292	262	28	2	.993	2	30	14	.682	9	0
WAC Games	98	90	8	0	1.000	1	4	4	.500	4	0
Alex Stange	98	94	3	1	.990	4	0	0	-	0	0
WAC Games	7	7	0	0	1.000	0	0	0	-	0	0
Natasha Hawkins	321	299	18	4	.988	18	0	0	-	0	0
WAC Games	132	126	4	2	.985	10	0	0	-	0	0
Amanda Pridmore	42	9	32	1	.976	0	14	8	.636	0	0
WAC Games	14	4	9	1	.929	0	3	3	.500	0	0
Breanna Lopez	37	32	4	1	.973	1	1	3	.250	1	0
WAC Games	12	10	1	1	.917	1	1	0	1.000	0	0
Jennifer Ames	25	3	21	1	.960	1	10	3	.769	0	0
WAC Games	5	1	4	0	1.000	0	2	0	1.000	0	0
Cheryl Freitas	24	19	4	1	.958	1	0	0	-	0	0
WAC Games	2	2	0	0	1.000	0	0	0	-	0	0
Alyssa Sulay	58	52	3	3	.948	0	0	0	-	0	0
WAC Games	22	18	2	2	.909	0	0	0	-	0	0
Julianne Aiello	228	114	102	12	.947	15	0	0	-	0	0
WAC Games	78	41	34	3	.962	5	0	0	-	0	0
Sarah Taylor	18	15	2	1	.944	0	0	0	-	0	0
WAC Games	5	4	1	0	1.000	0	0	0	-	0	0
Markesha Collins	15	13	1	1	.933	0	0	0	-	0	0
WAC Games	10	9	1	0	1.000	0	0	0	-	0	0
Ursula Lopez	68	28	35	5	.926	4	0	0	-	0	0
WAC Games	34	19	11	4	.882	2	0	0	-	0	0
Danni Brown	63	17	41	5	.921	0	0	0	-	0	0
WAC Games	21	7	14	0	1.000	0	0	0	-	0	0
Kelli Fangonilo	98	62	28	8	.918	2	0	0	-	0	0
WAC Games	29	24	2	3	.897	0	0	0	-	0	0
Stephanie Ziemann	12	10	1	1	.917	0	0	0	-	0	0
WAC Games	6	5	0	1	.833	0	0	0	-	0	0
Morgan Otto	178	62	97	19	.893	4	0	0	-	0	0
WAC Games	74	28	39	7	.905	1	0	0	-	0	0
Kayla Hayes	18	14	2	2	.889	1	0	0	-	0	0
BranDee Garcia	136	69	49	18	.868	8	0	0	-	0	0
WAC Games	40	26	10	4	.900	2	0	0	-	0	0
Elyssa Fox	6	2	0	4	.333	0	3	4	.429	0	0
WAC Games	2	1	0	1	.500	0	1	0	1.000	0	0
Mallory Bair	0	0	0	0	.000	0	0	0	-	0	0
WAC Games	0	0	0	0	.000	0	0	0	-	0	0
Lauren Shanks	0	0	0	0	.000	0	0	0	-	0	0
WAC Games	0	0	0	0	.000	0	0	0	-	0	0
<b>Totals</b>	1789	1207	492	90	.950	27	33	17	.660	11	0
WAC Games	601	424	148	29	.952	10	7	4	.636	5	0
<b>Opponents</b>	1827	1193	538	96	.947	27	78	7	.918	10	0
WAC Games	659	435	193	31	.953	8	21	4	.840	3	0




Date	Opponent	Score	r-h-e/r-h-e	Inns	Overall	WAC	Pitcher	Att.	Time
!Feb 11, 2010	at Brigham Young	L 5-9	5-6-0/9-15-0	(8)	0-1-0	0-0-0	Imhof (L 0-1)	70	2:44
!Feb 12, 2010	vs. Utah	L 0-8	0-3-1/8-7-0	5	0-2-0	0-0-0	Imhof (L 0-2)	237	1:37
!Feb 12, 2010	vs. Utah Valley	W 7-3	7-10-1/3-8-2	7	1-2-0	0-0-0	Pridmore (W 1-0)	85	2:15
!Feb 13, 2010	vsNorthern Colorado	W 14-9	14-14-1/9-11-4	7	2-2-0	0-0-0	Pridmore (W 2-0)	65	1:50
!Feb 13, 2010	vsSeattle University	W 7-3	7-12-1/3-7-0	7	3-2-0	0-0-0	Imhof (W 1-2)	67	1:50
Feb 14, 2010	SANTA CLARA	W 6-0	6-8-0/0-2-1	7	4-2-0	0-0-0	Ames (W 1-0)	-	1:30
Feb 14, 2010	SANTA CLARA	W 5-0	5-7-1/0-3-3	7	5-2-0	0-0-0	Fox (W 1-0)	243	1:34
Feb 19, 2010	CSU BAKERSFIELD	W 5-4	5-9-0/4-10-4	(10)	6-2-0	0-0-0	Imhof (W 2-2)	-	2:06
Feb 19, 2010	CSU BAKERSFIELD	W 5-4	5-12-1/4-7-2	7	7-2-0	0-0-0	Imhof (W 3-2)	117	1:50
Feb 20, 2010	CSU BAKERSFIELD	L 1-9	1-4-2/9-16-0	7	7-3-0	0-0-0	Fox (L 1-1)	-	1:57
Feb 20, 2010	CSU BAKERSFIELD	W 11-8	11-10-2/8-13-4	(9)	8-3-0	0-0-0	Pridmore (W 3-0)	184	2:45
#Feb 25, 2010	at UTEP	L 4-7	4-8-2/7-9-2	7	8-4-0	0-0-0	Imhof (L 3-3)	223	2:19
#Feb 26, 2010	vs. Weber State	W 11-6	11-12-1/6-12-2	7	9-4-0	0-0-0	Pridmore (W 4-0)	101	2:06
#Feb 26, 2010	vs. New Mexico	W 6-1	6-10-1/1-6-2	7	10-4-0	0-0-0	Ames (W 2-0)	133	1:36
#Feb 27, 2010	vs. New Mexico	L 0-2	0-6-0/2-8-1	7	10-5-0	0-0-0	Fox (L 1-2)	492	1:27
#Feb 27, 2010	vs. Northern Colorado	W 16-1	16-11-1/1-3-1	5	11-5-0	0-0-0	Pridmore (W 5-0)	492	1:32
#Feb 28, 2010	vs. Weber State	W 12-1	12-10-1/1-3-3	5	12-5-0	0-0-0	Ames (W 3-0)	0	1:10
\$Mar 06, 2010	vs. Charlotte	W 4-3	4-8-1/3-9-3	7	13-5-0	0-0-0	Ames (W 4-0)	229	1:47
\$Mar 06, 2010	at Sacramento State	W 10-4	10-13-2/4-9-0	7	14-5-0	0-0-0	Pridmore (W 6-0)	312	1:55
\$Mar 07, 2010	at Sacramento State	W 11-5	11-14-3/5-10-0	7	15-5-0	0-0-0	Imhof (W 4-3)	182	2:24
\$Mar 07, 2010	vs. Charlotte	W 3-2	3-10-2/2-4-2	7	16-5-0	0-0-0	Pridmore (W 7-0)	182	1:44
%Mar 13, 2010	vs. Saint Mary's	W 8-7	8-15-2/7-11-1	(8)	17-5-0	0-0-0	Imhof (W 5-3)	-	2:23
%Mar 13, 2010	vs. Saint Mary's	W 4-0	4-5-0/0-1-1	7	18-5-0	0-0-0	Pridmore (W 8-0)	225	1:38
%Mar 14, 2010	vs. Princeton	W 2-0	2-8-2/0-2-1	7	19-5-0	0-0-0	Imhof (W 6-3)	-	1:40
%Mar 14, 2010	vs. Princeton	W 6-2	6-9-2/2-4-2	7	20-5-0	0-0-0	Pridmore (W 9-0)	187	1:38
^Mar 18, 2010	vs. Texas	L 8-13	8-8-1/13-20-5	7	20-6-0	0-0-0	Imhof (L 6-4)	383	2:25
^Mar 19, 2010	vs. UNLV	L 1-7	1-7-2/7-12-0	7	20-7-0	0-0-0	Ames (L 5-1)	306	1:40
^Mar 19, 2010	vs. Oklahoma	W 5-4	5-7-1/4-8-1	7	21-7-0	0-0-0	Imhof (W 7-4)	1355	2:04
^Mar 20, 2010	vs. Virginia	W 8-4	8-13-3/4-9-1	7	22-7-0	0-0-0	Pridmore (W 10-0)	168	1:45
^Mar 21, 2010	vs. Utah	L 2-12	2-6-6/12-10-1	7	22-8-0	0-0-0	Ames (L 5-2)	124	2:13
Mar 24, 2010	at UC Davis	W 5-4	5-11-2/4-7-1	7	23-8-0	0-0-0	Pridmore (W 11-0)	43	2:02
*Mar 26, 2010	at Hawaii	L 2-3	2-5-2/3-8-3	(10)	23-9-0	0-1-0	Pridmore (L 11-1)	261	2:23
*Mar 27, 2010	at Hawaii	L 3-7	3-9-2/7-8-0	7	23-10-0	0-2-0	Imhof (L 7-5)	-	1:45
*Mar 27, 2010	at Hawaii	L 1-7	1-6-2/7-10-1	7	23-11-0	0-3-0	Pridmore (L 11-2)	497	1:45
*Apr 02, 2010	LOUISIANA TECH	L 0-2	0-1-2/2-6-0	7	23-12-0	0-4-0	Pridmore (L 11-3)	107	1:50
*Apr 03, 2010	LOUISIANA TECH	L 1-9	1-6-1/9-12-0	6	23-13-0	0-5-0	Ames (L 4-3)	-	1:40
*Apr 03, 2010	LOUISIANA TECH	W 10-2	10-11-1/2-3-3	5	24-13-0	1-5-0	Pridmore (W 12-3)	111	1:20
Apr 06, 2010	SANTA CLARA	W 4-2	4-6-0/2-4-1	7	25-13-0	1-5-0	Pridmore (W 13-3)	336	1:30
Apr 08, 2010	at Pacific	L 2-7	2-8-7/7-6-2	7	25-14-0	1-5-0	Fox (L 1-3)	217	2:00
*Apr 09, 2010	at Nevada	W 7-6	7-4-0/6-8-2	(8)	26-14-0	2-5-0	Imhof (W 8-5)	304	2:01
*Apr 10, 2010	at Nevada	W 10-2	10-10-0/2-4-0	5	27-14-0	3-5-0	Pridmore (W 14-3)	-	1:26
*Apr 10, 2010	at Nevada	W 11-9	11-7-2/9-11-2	7	28-14-0	4-5-0	Fox (W 2-3)	401	2:13
*Apr 16, 2010	FRESNO STATE	L 1-2	1-2-1/2-7-2	7	28-15-0	4-6-0	Pridmore (L 14-4)	145	1:40
*Apr 17, 2010	FRESNO STATE	L 0-4	0-3-0/4-9-0	7	28-16-0	4-7-0	Pridmore (L 14-5)	-	1:44
*Apr 17, 2010	FRESNO STATE	W 1-0	1-5-0/0-8-0	7	29-16-0	5-7-0	Imhof (W 9-5)	306	1:30
*Apr 23, 2010	at Utah State	L 2-4	2-5-0/4-7-1	7	29-17-0	5-8-0	Pridmore (L 14-6)	-	1:50
*Apr 23, 2010	at Utah State	W 2-1	2-6-0/1-7-4	7	30-17-0	6-8-0	Imhof (W 10-5)	268	1:45
*Apr 24, 2010	at Utah State	L 1-2	1-4-3/2-5-2	7	30-18-0	6-9-0	Pridmore (L 14-7)	319	1:40
Apr 27, 2010	at Stanford	L 1-4	1-5-3/4-7-2	7	30-19-0	6-9-0	Pridmore (L 14-8)	103	1:46
*Apr 30, 2010	at Boise State	L 7-10	7-9-2/10-12-4	7	30-20-0	6-10-0	Ames (L 4-4)	162	2:13
*May 01, 2010	at Boise State	W 7-6	7-7-2/6-10-3	7	31-20-0	7-10-0	Pridmore (W 15-8)	-	2:02
*May 01, 2010	at Boise State	L 0-15	0-3-3/15-16-0	5	31-21-0	7-11-0	Pridmore (L 15-9)	362	1:35
*May 07, 2010	NEW MEXICO STATE	W 3-2	3-5-2/2-5-2	7	32-21-0	8-11-0	Pridmore (W 16-9)	277	1:46
*May 08, 2010	NEW MEXICO STATE	L 1-2	1-4-1/2-7-0	7	32-22-0	8-12-0	Pridmore (L 16-10)	-	1:40
*May 08, 2010	NEW MEXICO STATE	L 7-8	7-13-3/8-14-2	(10)	32-23-0	8-13-0	Pridmore (L 16-11)	338	3:06
&May 12, 2010	vsLouisiana Tech	W 6-5	6-7-3/5-6-2	7	33-23-0	8-13-0	Pridmore (W 17-11)	0	2:00
&May 13, 2010	vs. Hawaii	L 8-16	8-6-1/16-16-3	6	33-24-0	8-13-0	Imhof (L 10-6)	0	2:00
\$May 13, 2010	vsNew Mexico State	W 9-8	9-13-1/8-11-2	7	34-24-0	8-13-0	Pridmore (W 18-11)	0	2:05
&May 14, 2010	vsBoise State	L 5-6	5-11-1/6-11-3	(8)	34-25-0	8-13-0	Pridmore (L 18-12)	0	2:28

\* = Western Athletic Conference game  
 ! = Red Desert Classic, St. George, Utah  
 # = UTEP Invitational, El Paso, Texas  
 \$ = Hornet Round Robin, Sacramento, Calif.

% = South Bay Super Series, San Jose, Calif.  
 ^ = Judi Garman Softball Classic, Fullerton, Calif.  
 & = WAC Tournament, Las Cruces, N.M.  
 () extra inning game



# 2009 Roster



## 2009 San Jose State Softball Team

NO	PLAYER	POS	B/T	HT	YR	HOMETOWN/LAST SCHOOL
1	Amanda Pridmore	P	R/R	5-7	FR	Modesto, Calif./Modesto HS
2	Danni Brown	INF	R/R	5-4	SR	Cupertino, Calif./Monta Vista HS
3	Sarah Taniyama	OF	L/R	5-5	SO	San Diego, Calif./University City HS
4	Kayla Hayes	OF	L/R	5-10	JR	Sacramento, Calif./Sacramento CC
5	Natasha Hawkins	INF	R/R	5-5	JR	Redding, Calif./Anderson Union HS
6	Alyssa Sulay	OF	R/R	5-4	JR	Watsonville, Calif./Monte Vista Christian HS
7	Deanna Mauer	P	L/L	5-1	SR	Huntington Beach, Calif./Central Arizona College
9	Nicole Wells	OF	L/R	5-2	SR	Sacramento, Calif./Sacramento CC
10	Vanessa Chagoya	OF	L/R	5-3	SR	Sunnyvale, Calif./Wilcox HS
11	Elyssa Fox	P	R/R	5-8	SO	Fallbrook, Calif./Cuesta College
12	Mallory Bair	INF	L/L	5-7	JR	Merced, Calif./Merced JC
14	Liz Robertson	INF	R/R	5-7	JR	San Francisco, Calif./The Urban School of SF
15	Ursula Lopez	INF	R/R	5-3	JR	Norco, Calif./Mt. San Antonio College
16	Krysha Fitzgerald	C	R/R	5-8	JR	Cloverdale, Calif./Eastern Arizona College
17	Alexs Stange	INF	R/R	5-4	FR	Union City, Calif./James Logan HS
19	Brittany McConnell	C	R/R	5-8	SR	Red Bluff, Calif./Red Bluff HS
20	Amanda Schatz	C	R/R	5-7	FR	Lodi, Calif./Lodi HS
21	Julianne Aiello	INF	R/R	5-4	FR	Riverbank, Calif./Beyer HS
22	Sarah Taylor	OF	L/R	5-8	JR	Cupertino, Calif./Monta Vista HS
23	Breanna Lopez	C	R/R	5-6	FR	Sacramento, Calif./Franklin HS
24	Andrea Bott	OF	L/L	5-2	FR	Stockton, Calif./St. Mary's HS
26	Lauren Shanks	OF	R/R	5-1	FR	Durham, Calif./Durham HS
29	Alissa Murphy	OF	L/R	5-3	SO	Pleasanton, Calif./Foothills HS
33	Jennifer Ames	P	R/R	6-0	SO	San Jose, Calif./Evergreen Valley HS
38	Morgan Otto	INF	R/R	5-3	FR	Sacramento, Calif./Sheldon HS
42	Kelli Fangonilo	INF	S/R	5-5	JR	Palo Alto, Calif./UNLV
44	Alexandria Galusha	INF	R/R	5-7	SO	San Jose, Calif./Santa Teresa HS

**Head Coach:** Peter Turner

**Assistant Coach:** Vicky Galindo

**Volunteer Assistant Coaches:** Thad Brown, Stan McPhadden





Overall Record: 19-37 Home: 16-17 Away: 0-12 Neutral: 3-8

WAC Record: 6-15 Home: 6-6 Away: 0-9

## Hitting

Player	AVG	GP-GS	AB	R	H	2B	3B	HR	RBI	TB	SLG%	BB	HBPSO	OB%	SF-SH	SB-AT	PO	A	E	F%	
<b>Brittany McConnell</b>	.467	7-7	15	3	7	2	0	2	8	15	1.000	4	0	4	.579	0-0	0-0	27	10	0	1.000
<b>Nicole Wells</b>	.333	38-19	63	12	21	2	0	0	4	23	.365	3	1	11	.373	0-0	2-2	10	0	1	.909
WAC Games	.310	15-9	29	5	9	1	0	0	2	10	.345	1	1	6	.355	0-0	0-0	2	0	0	1.000
<b>Mallory Bair</b>	.317	39-35	101	11	32	8	0	0	19	40	.396	9	1	16	.372	2-0	3-3	124	5	3	.977
WAC Games	.300	18-17	50	6	15	6	0	0	10	21	.420	2	0	12	.321	1-0	1-1	82	5	1	.989
<b>Deanna Mauer</b>	.316	11-6	19	1	6	0	0	0	1	6	.316	3	2	2	.458	0-0	0-0	10	26	2	.947
WAC Games	.455	6-4	11	1	5	0	0	0	1	5	.455	1	2	1	.571	0-0	0-0	5	12	2	.895
<b>Kelli Fangonilo</b>	.311	56-55	167	31	52	12	5	2	26	80	.479	16	1	24	.371	2-0	11-14	68	98	15	.917
WAC Games	.254	21-20	63	12	16	1	4	2	12	31	.492	4	0	11	.299	0-0	4-4	18	33	4	.927
<b>Kayla Hayes</b>	.294	55-54	163	24	48	9	1	2	20	65	.399	12	4	24	.352	3-0	2-6	50	5	5	.917
WAC Games	.286	21-20	63	8	18	3	1	1	6	26	.413	4	2	9	.348	0-0	0-0	22	2	1	.960
<b>Sarah Taylor</b>	.290	56-55	176	37	51	3	7	3	13	77	.438	18	0	37	.354	1-0	18-21	80	5	2	.977
WAC Games	.328	21-20	67	12	22	0	4	2	9	36	.537	5	0	18	.370	1-0	6-7	39	2	2	.953
<b>Danni Brown</b>	.250	2-2	4	0	1	0	0	0	0	1	.250	0	0	0	.250	0-0	0-0	1	2	1	.750
<b>Ursula Lopez</b>	.233	51-44	120	1	28	6	0	0	17	34	.283	11	6	17	.326	1-2	1-1	24	53	1	.987
WAC Games	.233	18-16	43	1	10	2	0	0	6	12	.279	4	2	7	.320	1-0	1-1	5	3	0	1.000
<b>Alissa Murphy</b>	.232	40-34	99	9	23	4	1	0	10	29	.293	12	1	27	.321	0-1	1-2	23	0	4	.852
WAC Games	.182	14-11	33	1	6	0	0	0	4	6	.182	4	0	16	.270	0-0	0-0	14	0	0	1.000
<b>Alex Stange</b>	.214	17-7	28	1	6	0	0	0	2	6	.214	3	0	7	.290	0-0	1-1	24	15	4	.907
WAC Games	.250	7-2	12	0	3	0	0	0	2	3	.250	1	0	4	.308	0-0	0-0	14	2	2	.889
<b>Julianne Aiello</b>	.208	47-37	96	13	20	3	1	1	12	28	.292	1	2	15	.228	2-1	0-0	75	74	10	.937
WAC Games	.216	21-20	51	7	11	2	0	1	7	16	.314	1	0	6	.226	1-0	0-0	44	36	4	.952
<b>Natasha Hawkins</b>	.194	41-35	103	2	20	3	1	0	13	25	.243	8	2	15	.265	0-0	0-1	286	14	6	.980
WAC Games	.095	10-6	21	0	2	0	1	0	4	4	.190	3	1	1	.240	0-0	0-0	35	5	2	.952
<b>Alyssa Sulay</b>	.190	34-4	21	6	4	2	0	0	1	6	.286	0	0	5	.190	0-0	6-7	10	0	0	1.000
WAC Sports	.214	13-3	14	2	3	2	0	0	0	5	.357	0	0	4	.214	0-0	4-4	7	0	0	1.000
<b>Amanda Schatz</b>	.188	20-10	32	0	6	0	0	0	1	6	.188	3	2	4	.297	0-0	0-0	39	3	0	1.000
WAC Sports	.111	10-6	18	0	2	0	0	0	1	2	.111	3	2	2	.304	0-0	0-0	27	1	0	1.000
<b>Liz Robertson</b>	.179	14-7	28	2	5	1	1	0	1	8	.286	0	0	6	.179	0-0	0-0	6	5	2	.846
WAC Games	.333	5-1	9	1	3	0	0	0	0	3	.333	0	0	2	.333	0-0	0-0	2	2	1	.800
<b>Morgan Otto</b>	.176	54-52	119	15	21	7	0	1	7	31	.261	12	0	23	.252	0-0	3-4	82	110	18	.914
WAC Sports	.209	20-20	43	8	9	5	0	0	0	14	.326	6	0	7	.306	0-0	1-2	40	40	12	.870
<b>Breanna Lopez</b>	.152	31-27	66	3	10	4	0	1	6	17	.258	11	2	18	.291	0-0	0-0	99	19	1	.992
WAC Games	.056	8-8	18	0	1	0	0	0	0	1	.056	2	0	10	.150	0-0	0-0	23	4	0	1.000
<b>Krysha Fitzgerald</b>	.111	19-14	27	0	3	0	0	0	1	3	.111	0	0	3	.111	0-0	0-0	55	6	0	1.000
WAC Games	.111	10-7	9	0	1	0	0	0	0	1	.111	0	0	1	.111	0-0	0-0	30	4	0	1.000
<b>Andrea Bott</b>	.091	41-2	11	11	1	0	0	0	0	1	.091	2	0	8	.231	0-0	2-3	4	0	1	.800
WAC Games	.250	14-1	4	4	1	0	0	0	0	1	.250	1	0	3	.400	0-0	1-1	3	0	1	.750
<b>Lauren Shanks</b>	.000	20-1	5	4	0	0	0	0	1	0	.000	1	0	2	.167	0-0	1-1	0	0	0	.000
WAC Games	.000	9-1	4	2	0	0	0	0	1	0	.000	1	0	2	.200	0-0	1-1	0	0	0	.000
<b>Vanessa Chagoya</b>	.000	1-0	1	0	0	0	0	0	0	0	.000	0	0	0	.000	0-0	0-0	0	0	0	.000
-----																					
<b>Alex Galusha</b>	.000	1-0	0	0	0	0	0	0	0	0	.000	0	0	0	.000	0-0	0-0	1	0	0	1.000
<b>Sarah Taniyama</b>	.000	1-0	0	0	0	0	0	0	0	0	.000	0	0	0	.000	0-0	0-0	0	0	0	.000
<b>Totals</b>	.249	56-56	1464	186	365	66	17	12	163	501	.342	129	24	268	.318	11-4	51-66	1108	515	83	.951
WAC Games	.244	21-21	562	70	137	22	10	6	65	197	.351	43	10	122	.307	4-0	19-21	415	169	32	.948
<b>Opponents</b>	.286	56-56	1529	274	437	59	8	38	240	626	.409	155	32	212	.363	3-31	37-48	1106	434	54	.966
WAC Games	.306	21-21	588	124	180	26	5	23	109	285	.485	56	12	75	.377	2-15	16-18	424	156	18	.970

LOB - Team (338), Opp (369). DPs turned - Team (25), Opp (11). Picked off - Bott 1, Aiello 1.

WAC Games - LOB - Team (122), Opp (134). DPs turned - Team (12), Opp (5).



# 2009 Pitching Statistics

## Pitching

Player	ERA	W-L	APP	GS	CG	SHO	CBO	SV	IP	H	R	ER	BB	SO	2B	3B	HR	AB	B/Avg	WP	HBP	BK
<b>Jennifer Ames</b>	0.64	0-1	4	2	0	0	0	0	11.0	11	4	1	8	6	0	1	0	41	.268	1	1	0
<b>Amanda Pridmore</b>	3.10	8-13	38	21	9	2	0	3	165.0	192	99	73	47	103	19	3	16	681	.282	10	10	1
WAC Games	3.95	1-6	13	8	5	1	0	2	55.0	66	38	31	14	31	6	2	8	229	.288	1	5	0
<b>Elyssa Fox</b>	4.37	5-16	26	17	8	4	0	0	99.1	126	88	62	39	53	18	2	12	436	.289	6	7	0
WAC Games	4.76	1-7	9	7	3	1	0	0	42.2	54	36	29	12	22	9	1	9	186	.290	4	2	0
<b>Deanna Mauer</b>	4.99	6-7	28	16	3	1	0	1	94.0	108	83	67	61	50	22	2	10	371	.291	10	14	0
WAC Games	6.54	4-2	11	6	2	0	0	0	40.2	60	50	38	30	22	11	2	6	173	.347	7	5	0
<b>Totals</b>	3.85	19-37	56	56	20	7	0	4	369.1	437	274	203	155	212	59	8	381529	.286	27	32	1	
WAC Games	4.96	6-15	21	21	10	2	0	2	138.1	180	124	98	56	75	26	5	23	588	.306	12	12	0
<b>Opponents</b>	2.92	36-19	56	56	33	10	4	3	369.2	365	186	154	129	268	66	17	121464	.249	25	24	1	
WAC Games	2.80	15-6	21	21	15	4	1	1	142.1	137	70	57	43	122	22	10	6	562	.244	4	10	0

PB - Team (7), Lopez, B 5, Fitzgerald 2, Opp (10). Pickoffs - Team (3), Lopez, B 2, McConnell 1, Opp (1). SBA/ATT - Fox (16-18), Lopez, B (14-18), Pridmore (10-14), Mauer (9-12), Fitzgerald (9-11), Schatz (10-10), McConnell (4-8), Ames (2-4).

WAC Games - PB - Team (1), Lopez, B 1, Opp (1). SBA/ATT - Schatz (7-7), Fitzgerald (5-7), Pridmore (7-7), Fox (7-7), Lopez, B (4-4), Mauer (2-4).

## Fielding Percentage

Player	C	PO	A	E	FLD%	DPs	SBA	CSB	SBA%	PB	CI
<b>Krysha Fitzgerald</b>	61	55	6	0	1.000	0	9	2	.818	2	0
WAC Games	34	30	4	0	1.000	0	5	2	.714	0	0
<b>Amanda Schatz</b>	42	39	3	0	1.000	0	10	0	1.000	0	0
WAC Games	28	27	1	0	1.000	0	7	0	1.000	0	0
<b>Brittany McConnell</b>	37	27	10	0	1.000	1	4	4	.500	0	0
<b>Alyssa Sulay</b>	10	10	0	0	1.000	0	0	0	-	0	0
WAC Games	7	7	0	0	1.000	0	0	0	-	0	0
<b>Jennifer Ames</b>	4	1	3	0	1.000	0	2	2	.500	0	0
<b>Alex Galusha</b>	1	1	0	0	1.000	0	0	0	-	0	0
<b>Breanna Lopez</b>	119	99	19	1	.992	1	14	4	.778	5	0
WAC Games	27	23	4	0	1.000	0	4	0	1.000	1	0
<b>Ursula Lopez</b>	78	24	53	1	.987	1	0	0	-	0	0
WAC Games	8	5	3	0	1.000	0	0	0	-	0	0
<b>Natasha Hawkins</b>	306	286	14	6	.980	11	0	0	-	0	0
WAC Games	42	35	5	2	.952	1	0	0	-	0	0
<b>Mallory Bair</b>	132	124	5	3	.977	8	0	0	-	0	0
WAC Games	88	82	5	1	.989	7	0	0	-	0	0
<b>Sarah Taylor</b>	87	80	5	2	.977	1	0	0	-	0	0
WAC Games	43	39	2	2	.953	0	0	0	-	0	0
<b>Deanna Mauer</b>	38	10	26	2	.947	1	9	3	.750	0	0
WAC Games	19	5	12	2	.895	0	2	2	.500	0	0
<b>Julianne Aiello</b>	159	75	74	10	.937	12	0	0	-	0	0
WAC Games	84	44	36	4	.952	7	0	0	-	0	0
<b>Kelli Fangonilo</b>	181	68	98	15	.917	5	0	0	-	0	0
WAC Games	55	18	33	4	.927	2	0	0	-	0	0
<b>Kayla Hayes</b>	60	50	5	5	.917	2	0	0	-	0	0
WAC Games	25	22	2	1	.960	2	0	0	-	0	0
<b>Amanda Pridmore</b>	48	7	37	4	.917	0	10	4	.714	0	0
WAC Games	11	2	9	0	1.000	0	7	0	1.000	0	0
<b>Morgan Otto</b>	210	82	110	18	.914	11	0	0	-	0	0
WAC Games	92	40	40	12	.870	6	0	0	-	0	0
<b>Nicole Wells</b>	11	10	0	1	.909	0	0	0	-	0	0
WAC Games	2	2	0	0	1.000	0	0	0	-	0	0
<b>Alex Stange</b>	43	24	15	4	.907	0	0	0	-	0	0
WAC Games	18	14	2	2	.889	0	0	0	-	0	0
<b>Elyssa Fox</b>	30	2	25	3	.900	0	16	2	.889	0	0
WAC Games	10	1	9	0	1.000	0	7	0	1.000	0	0
<b>Alissa Murphy</b>	27	23	0	4	.852	0	0	0	-	0	0
WAC Games	14	14	0	0	1.000	0	0	0	-	0	0
<b>Liz Robertson</b>	13	6	5	2	.846	1	0	0	-	0	0
WAC Games	5	2	2	1	.800	0	0	0	-	0	0
<b>Andrea Bott</b>	5	4	0	1	.800	0	0	0	-	0	0
WAC Games	4	3	0	1	.750	0	0	0	-	0	0
<b>Danni Brown</b>	4	1	2	1	.750	0	0	0	-	0	0
<b>Vanessa Chagoya</b>	0	0	0	0	.000	0	0	0	-	0	0
<b>Lauren Shanks</b>	0	0	0	0	.000	0	0	0	-	0	0
WAC Games	0	0	0	0	.000	0	0	0	-	0	0
<b>Sarah Taniyama</b>	0	0	0	0	.000	0	0	0	-	0	0
<b>Totals</b>	1706	1108	515	83	.951	25	37	11	.771	7	0
WAC Games	616	415	169	32	.948	12	16	2	.889	1	0
<b>Opponents</b>	1594	1106	434	54	.966	11	51	15	.773	10	0
WAC Games	598	424	156	18	.970	5	19	2	.905	1	0




Date	Opponent	Score	r-h-e/r-h-e	Inns	Overall	WAC	Pitcher	Att.	Time
!Feb 06, 2009	vs. Idaho State	W 4-1	4-7-0/1-4-1	7	1-0-0	0-0-0	Pridmore (W 1-0)	550	1:29
!Feb 06, 2009	vs. Utah	L 5-6	5-6-4/6-8-0	7	1-1-0	0-0-0	Fox (L 0-1)	0	
!Feb 07, 2009	vs. Brigham Young	L 2-3	2-3-1/3-10-3	7	1-2-0	0-0-0	Ames (L 0-1)	700	1:56
!Feb 07, 2009	vs. Tennessee Lady Vols	L 0-16	0-0-3/16-15-0	5	1-3-0	0-0-0	Mauer (L 0-1)	274	1:29
!Feb 08, 2009	vs. Utah Valley	W 14-4	14-11-0/4-8-0	5	2-3-0	0-0-0	Pridmore (W 2-0)	425	1:47
^Feb 20, 2009	vs. Cal State Northridge	L 4-7	4-4-2/7-7-1	7	2-4-0	0-0-0	Fox (L 0-2)	0	1:52
^Feb 20, 2009	vs. Northern Colorado	W 3-0	3-7-1/0-4-0	7	3-4-0	0-0-0	Pridmore (W 3-0)	0	1:33
^Feb 21, 2009	vs. New Mexico State	L 1-14	1-2-2/14-13-0	5	3-5-0	0-0-0	Fox (L 0-3)	0	1:20
^Feb 21, 2009	at UTEP	L 1-2	1-7-1/2-7-0	7	3-6-0	0-0-0	Pridmore (L 3-1)	389	1:39
^Feb 22, 2009	vs Samford	L 1-6	1-8-1/6-10-0	7	3-7-0	0-0-0	Pridmore (L 3-2)	0	1:45
Feb 27, 2009	BOSTON U.	W 6-4	6-12-0/4-7-0	7	4-7-0	0-0-0	Mauer (W 1-1)	378	1:50
Feb 27, 2009	BOSTON U.	L 1-3	1-4-1/3-6-1	7	4-8-0	0-0-0	Fox (L 0-4)	378	1:45
Feb 28, 2009	SACRAMENTO ST.	L 0-3	0-4-1/3-7-0	7	4-9-0	0-0-0	Pridmore (L 3-3)	212	1:51
Feb 28, 2009	BOSTON U.	L 1-4	1-5-0/4-8-3	7	4-10-0	0-0-0	Mauer (L 1-2)	212	2:00
Mar 07, 2009	CS BAKERSFIELD	L 4-5	4-12-1/5-11-0	7	4-11-0	0-0-0	Pridmore (L 3-4)	310	1:55
Mar 07, 2009	CS BAKERSFIELD	W 1-0	1-4-1/0-2-0	7	5-11-0	0-0-0	Fox (W 1-4)	310	1:21
Mar 08, 2009	CS BAKERSFIELD	L 2-4	2-9-1/4-6-0	7	5-12-0	0-0-0	Mauer (L 1-3)	216	1:37
Mar 08, 2009	CS BAKERSFIELD	L 0-5	0-3-3/5-7-1	7	5-13-0	0-0-0	Fox (L 1-5)	216	1:50
Mar 10, 2009	ILLINOIS STATE	L 2-14	2-5-3/14-14-1	7	5-14-0	0-0-0	Mauer (L 1-4)	150	2:04
Mar 10, 2009	ILLINOIS STATE	W 4-0	4-4-0/0-3-1	7	6-14-0	0-0-0	Fox (W 2-5)	216	1:44
Mar 11, 2009	VERMONT	W 6-1	6-6-0/1-3-2	7	7-14-0	0-0-0	Pridmore (W 4-4)	156	1:50
Mar 11, 2009	VERMONT	W 8-0	8-11-1/0-5-3	6	8-14-0	0-0-0	Mauer (W 2-4)	156	1:45
#Mar 13, 2009	COLORADO STATE	W 3-0	3-4-0/0-4-2	7	9-14-0	0-0-0	Fox (W 3-5)	115	1:52
#Mar 13, 2009	LONG BEACH STATE	L 1-2	1-4-1/2-5-3	(8)	9-15-0	0-0-0	Pridmore (L 4-5)	200	1:59
#Mar 14, 2009	vs. Canisius College	L 2-3	2-8-3/3-8-0	7	9-16-0	0-0-0	Fox (L 3-6)	417	1:36
#Mar 14, 2009	UNLV	L 0-4	0-5-1/4-3-1	7	9-17-0	0-0-0	Mauer (L 2-5)	126	2:14
Mar 17, 2009	CANISIUS COLLEGE	W 5-4	5-10-1/4-8-0	7	10-17-0	0-0-0	Pridmore (W 5-5)	145	1:38
Mar 18, 2009	PRINCETON	L 0-4	0-6-2/4-7-1	7	10-18-0	0-0-0	Fox (L 3-7)	110	1:43
Mar 18, 2009	PRINCETON	W 8-5	8-10-2/5-11-1	7	11-18-0	0-0-0	Pridmore (W 6-5)	145	1:59
*Mar 20, 2009	at Fresno State	L 1-7	1-3-2/7-10-0	7	11-19-0	0-1-0	Mauer (L 2-6)	1255	1:50
*Mar 21, 2009	at Fresno State	L 0-2	0-1-3/2-3-0	7	11-20-0	0-2-0	Fox (L 3-8)	-	1:36
*Mar 21, 2009	at Fresno State	L 0-1	0-2-0/1-6-1	7	11-21-0	0-3-0	Pridmore (L 6-6)	1195	1:21
Mar 25, 2009	DARTMOUTH	L 6-7	6-8-1/7-9-3	7	11-22-0	0-3-0	Fox (L 3-9)	138	1:59
*Mar 27, 2009	UTAH STATE	W 9-1	9-11-1/1-5-1	6	12-22-0	1-3-0	Mauer (W 3-6)	162	1:52
*Mar 28, 2009	UTAH STATE	L 1-4	1-4-1/4-7-0	7	12-23-0	1-4-0	Fox (L 3-10)	187	1:59
*Mar 28, 2009	UTAH STATE	W 3-1	3-4-1/1-7-2	7	13-23-0	2-4-0	Mauer (W 4-6)	187	2:01
Mar 31, 2009	SANTA CLARA	W 7-1	7-11-1/1-3-2	7	14-23-0	2-4-0	Fox (W 4-10)	181	1:47
Mar 31, 2009	SANTA CLARA	W 9-1	9-10-1/1-3-1	5	15-23-0	2-4-0	Pridmore (W 7-6)	188	1:41
*Apr 03, 2009	BOISE STATE	W 8-2	8-9-1/2-4-2	7	16-23-0	3-4-0	Mauer (W 5-6)	276	1:59
*Apr 04, 2009	BOISE STATE	L 2-4	2-5-2/4-6-0	7	16-24-0	3-5-0	Fox (L 4-11)	315	1:44
*Apr 04, 2009	BOISE STATE	W 8-0	8-10-1/0-2-0	5	17-24-0	4-5-0	Pridmore (W 8-6)	315	1:18
*Apr 10, 2009	at New Mexico State	L 4-14	4-8-2/14-14-1	5	17-25-0	4-6-0	Fox (L 4-12)	0	1:41
*Apr 10, 2009	at New Mexico State	L 0-6	0-5-2/6-10-0	7	17-26-0	4-7-0	Pridmore (L 8-7)	254	1:56
*Apr 11, 2009	at New Mexico St.	L 7-16	7-8-0/16-16-3	6	17-27-0	4-8-0	Fox (L 4-13)	223	2:29
*Apr 17, 2009	HAWAII	W 5-4	5-10-1/4-9-0	7	18-27-0	5-8-0	Mauer (W 6-6)	317	1:47
*Apr 18, 2009	HAWAII	L 5-6	5-6-2/6-10-3	7	18-28-0	5-9-0	Fox (L 4-14)	271	1:36
*Apr 18, 2009	HAWAII	L 4-11	4-11-1/11-11-0	7	18-29-0	5-10-0	Pridmore (L 8-8)	271	1:57
Apr 22, 2009	at Stanford	L 0-3	0-0-1/3-6-1	7	18-30-0	5-10-0	Pridmore (L 8-9)	188	1:57
*Apr 24, 2009	at Louisiana Tech	L 1-10	1-2-2/10-9-0	5	18-31-0	5-11-0	Mauer (L 6-7)	300	1:25
*Apr 25, 2009	at Louisiana Tech	L 7-9	7-10-1/9-12-1	7	18-32-0	5-12-0	Fox (L 4-15)	-	2:10
*Apr 25, 2009	at Louisiana Tech	L 1-4	1-2-1/4-5-1	7	18-33-0	5-13-0	Pridmore (L 8-10)	325	1:45
*May 01, 2009	NEVADA	L 0-17	0-3-4/17-17-1	5	18-34-0	5-14-0	Pridmore (L 8-11)	113	1:50
*May 02, 2009	NEVADA	L 3-5	3-13-2/5-11-1	(14)	18-35-0	5-15-0	Pridmore (L 8-12)	245	3:22
*May 02, 2009	NEVADA	W 1-0	1-10-2/0-6-1	(10)	19-35-0	6-15-0	Fox (W 5-15)	245	2:13
\$May 06, 2009	vs. Boise State	L 4-8	4-13-7/8-14-2	(9)	19-36-0	6-15-0	Fox (L 5-16)	0	2:32
\$May 07, 2009	vs. New Mexico State	L 1-6	1-5-3/6-11-2	7	19-37-0	6-15-0	Pridmore (L 8-13)	0	1:42

! = Red Desert Classic  
 ^ = UTEP Tournament  
 # = National Invitational Softball Tournament

\* = WAC game  
 \$ = WAC Tournament, Fresno, Calif.  
 () extra inning game



# 2008 Roster



## 2008 San Jose State Softball Team

NO	PLAYER	POS	B/T	HT	YR	HOMETOWN/LAST SCHOOL
1	Lauren Flores	1B/OF	R/R	5-8	So.	Brentwood Calif. (Liberty HS)
2	Danni Brown	3B/UT	R/R	5-4	Jr.	Cupertino, Calif. (Monta Vista HS)
3	Alanna Aweau	1B	L/R	5-11	Fr.	Fairfield, Calif. (Armijo HS)
4	Kayla Hayes	1B/3B/OF	L/R	5-10	So.	Sacramento, Calif. (Sacramento City College)
5	Natasha Hawkins	1B/3B/C	R/R	5-5	So.	Anderson, Calif. (Anderson Union HS)
6	Alyssa Sulay	OF	R/R	5-4	So.	Watsonville, Calif. (Monte Vista Christian HS)
7	Deanna Mauer	P/OF	L/L	5-2	Jr.	Fountain Valley, Calif. (Central Arizona College)
9	Carroll Wells	IF/OF	L/R	5-3	Jr.	Sacramento, Calif. (Sacramento City College)
10	Vanessa Chagoya	OF	L/R	5-3	Jr.	Sunnyvale, Calif. (Wilcox HS)
11	Kasey Igarta	2B	R/R	5-4	Sr.	Red Bluff, Calif. (West Valley HS)
12	Sarah Taniyama	OF	L/R	5-5	Fr.	San Diego, Calif. (University City HS)
14	Liz Robertson	IF	R/R	5-7	So.	San Francisco, Calif. (Urban School of SF)
16	Annissa Lagos	C/UT	R/R	5-3	Fr.	Camarillo, Calif. (Adolfo Camarillo HS)
19	Brittany McConnell	C/OF	R/R	5-8	Jr.	Red Bluff, Calif. (Red Bluff HS)
20	Ashley Wagner	OF	R/R	5-5	Fr.	Tulare, Calif. (Tulare Union HS)
22	Sarah Taylor	OF	L/R	5-7	Jr.	Cupertino, Calif. (Monta Vista HS)
23	Sarah Smith	DP/1B	R/R	5-6	Sr.	Lake Elsinore, Calif. (Temescal Canyon HS)
24	Roxanne Bejarano	P	R/R	5-5	Sr.	Thatcher, Az. (Phoenix College)
26	Elizabeth Perez	OF	L/R	5-6	Sr.	San Jose, Calif. (West Valley College)
29	Alissa Murphy	OF	L/R	5-4	Fr.	Pleasanton, Calif. (Foothills HS)
33	Jennifer Ames	P	R/R	6-0	Fr.	San Jose, Calif. (Evergreen Valley HS)
42	Kelli Fangonilo	2B/SS	S/R	5-5	Jr.	Palo Alto, Calif. (UNLV)
44	Alexandria Galusha	1B/OF	R/R	5-6	Fr.	San Jose, Calif. (Santa Teresa HS)

**Head Coach:** Peter Turner

**Assistant Coach:** Vicky Galindo

**Volunteer Assistant Coaches:** Thad Brown, Stan McPhadden



**Overall Record: 26-35 Home: 12-12 Away: 8-14 Neutral: 6-9**

**WAC Record: 5-13 Home: 2-7 Away: 3-6**

## Hitting

Player	AVG	GP-GS	AB	R	H	2B	3B	HR	RBI	TB	SLG%	BB	HBP	SO	OB%	SF-SH	SB-AT	PO	A	E	F%
<b>Brittany McConnell</b>	.328	61-61	186	28	61	7	0	13	51	107	.575	18	0	15	.385	1-0	2-2	336	37	4	.989
WAC Games	.288	18-18	59	6	17	1	0	5	20	33	.559	4	0	3	.333	0-0	0-0	77	10	0	1.000
<b>Kayla Hayes</b>	.311	60-55	164	18	51	8	0	3	32	68	.415	12	9	13	.389	0-1	2-7	35	17	3	.945
WAC Games	.273	18-18	55	7	15	4	0	1	8	22	.400	5	1	1	.344	0-1	0-1	15	1	2	.889
<b>Sarah Taylor</b>	.308	60-60	208	41	64	7	5	2	33	87	.418	13	0	37	.347	1-0	13-16	71	4	6	.926
WAC Games	.323	18-18	65	13	21	4	0	1	6	28	.431	3	0	16	.353	0-0	2-3	28	1	3	.906
<b>Kelli Fangonilo</b>	.304	61-61	194	42	59	11	1	2	34	78	.402	14	6	19	.367	1-2	9-11	83	116	20	.909
WAC Games	.254	18-18	63	12	16	3	0	2	13	25	.397	4	0	7	.299	0-0	1-2	24	35	3	.952
<b>Liz Perez</b>	.288	59-59	198	40	57	3	0	0	6	60	.303	14	3	36	.344	0-1	15-17	76	2	3	.963
WAC Games	.313	18-18	64	13	20	1	0	0	3	21	.328	6	0	11	.371	0-0	7-8	29	0	0	1.000
<b>Natasha Hawkins</b>	.270	52-52	152	4	41	2	0	1	15	46	.303	8	2	24	.307	4-0	0-0	269	15	4	.986
WAC Games	.293	18-18	58	4	17	0	0	1	5	20	.345	1	1	7	.311	1-0	0-0	113	4	2	.983
<b>Alyssa Sulay</b>	.267	40-5	15	12	4	0	0	0	2	4	.267	4	0	4	.421	0-0	5-7	4	0	0	1.000
WAC Games	.200	13-2	5	3	1	0	0	0	0	1	.200	1	0	2	.333	0-0	2-3	1	0	0	1.000
<b>Danni Brown</b>	.265	51-45	132	12	35	2	0	0	9	37	.280	13	4	20	.347	1-0	0-0	44	68	4	.966
WAC Games	.241	18-18	54	3	13	1	0	0	3	14	.259	6	0	13	.311	1-0	0-0	22	34	1	.982
<b>Kasey Igarta</b>	.262	44-41	103	11	27	4	0	3	15	40	.388	16	2	9	.366	2-0	0-0	114	68	3	.984
WAC Games	.295	17-15	44	4	13	1	0	1	5	17	.386	5	2	4	.392	0-0	0-0	52	29	1	.988
<b>Ashley Wagner</b>	.212	29-22	52	2	11	2	0	1	2	16	.308	5	0	11	.281	0-2	0-0	21	1	1	.957
WAC Games	.000	7-4	10	0	0	0	0	0	0	0	.000	1	0	4	.091	0-0	0-0	1	0	1	.500
<b>Liz Robertson</b>	.208	26-20	48	8	10	2	0	0	1	12	.250	4	1	12	.283	0-2	0-0	53	30	4	.954
WAC Games	.000	3-3	5	1	0	0	0	0	0	0	.000	0	0	2	.000	0-0	0-0	2	2	1	.800
<b>Nicole Wells</b>	.205	47-15	44	10	9	0	0	0	3	9	.205	4	0	7	.271	0-0	3-5	7	0	1	.875
WAC Games	.000	15-3	9	3	0	0	0	0	0	0	.000	0	0	2	.000	0-0	0-0	0	0	0	.000
<b>Sarah Smith</b>	.188	40-32	96	6	18	5	0	1	13	26	.271	9	0	25	.255	1-0	0-0	1	0	0	1.000
WAC Games	.115	10-8	26	4	3	2	0	1	2	8	.308	2	0	8	.179	0-0	0-0	0	0	0	.000
<b>Lauren Flores</b>	.162	26-12	37	3	6	1	0	0	0	7	.189	1	0	6	.184	0-0	1-2	61	1	1	.984
WAC Games	.000	1-0	0	0	0	0	0	0	0	0	.000	0	0	0	.000	0-0	0-0	0	0	0	.000
<b>Alana Aweau</b>	.154	19-5	26	5	4	2	0	0	2	6	.231	2	0	5	.214	0-0	0-0	18	1	1	.950
WAC Games	.167	4-1	6	2	1	0	0	0	0	1	.167	1	0	3	.286	0-0	0-0	0	0	0	.000
<b>Anissa Lagos</b>	.111	10-2	9	1	1	0	0	0	1	1	.111	3	0	3	.333	0-0	0-0	7	0	0	1.000
WAC Games	.000	1-0	1	0	0	0	0	0	0	0	.000	0	0	0	.000	0-0	0-0	2	0	0	1.000
<b>Alissa Murphy</b>	.000	7-1	3	1	0	0	0	0	0	0	.000	0	0	2	.000	0-0	0-0	1	0	0	1.000
WAC Games	.000	1-0	0	0	0	0	0	0	0	0	.000	0	0	0	.000	0-0	0-0	0	0	0	.000
<b>Vanessa Chagoya</b>	.000	3-1	3	0	0	0	0	0	0	0	.000	1	0	2	.250	0-0	0-0	0	1	0	1.000
<b>Sara Taniyama</b>	.000	9-0	0	2	0	0	0	0	0	0	.000	0	0	0	.000	0-0	0-0	0	0	0	.000
<b>Totals</b>	.274	61-61	1670	246	458	56	6	26	219	604	.362	141	27	250	.339	11-8	50-67	1222	449	61	.965
WAC Games	.261	18-18	524	75	137	17	0	12	65	190	.363	39	4	83	.316	2-1	12-17	377	143	15	.972
<b>Opponents</b>	.280	61-61	1617	263	452	70	7	34	227	638	.395	185	18	316	.358	11-44	55-74	1222	566	84	.955
WAC Games	.284	18-18	500	78	142	25	3	9	71	200	.400	58	10	72	.367	4-11	22-27	387	167	28	.952

LOB - Team (390), Opp (391). DPs turned - Team (22), Opp (24). IBB - Team (2), Hayes 1, McConnell 1. Picked off - McConnell 1.

WAC Games - LOB - Team (108), Opp (128). DPs turned - Team (9), Opp (8). Picked off - McConnell 1.



# 2008 Pitching Statistics

## Pitching

Player	ERA	W-L	APP	GS	CG	SHO	CBO	SV	IP	H	R	ER	BB	SO	2B	3B	HR	AB	B/Avg	WP	HBP	BK
<b>Bejarano, Roxanne</b>	3.42	6-11	23	20	8	1	0	1	122.2	141	78	60	29	102	25	3	12	482	.293	3	6	0
WAC Games	6.00	1-1	4	3	1	0	0	0	18.2	30	16	16	2	12	8	1	2	83	.361	2	0	0
<b>Mauer, Deanna</b>	3.61	13-17	41	33	16	0	2	0	199.2	195	115	103	113	173	29	2	19	769	.254	20	11	4
WAC Games	3.89	1-8	15	13	4	0	0	0	75.2	76	44	42	41	46	12	1	6	289	.263	5	9	3
<b>Ames, Jennifer</b>	4.12	7-7	34	8	4	0	2	0	85.0	116	70	50	43	41	16	2	3	366	.317	13	1	1
WAC Games	1.56	3-4	13	2	1	0	0	0	31.1	36	18	7	15	14	5	1	1	128	.281	7	1	0
<b>Totals</b>	3.66	26-35	61	61	28	3	2	1	407.1	452	263	213	185	316	70	7	34	1617	.280	36	18	5
WAC Games	3.62	5-13	18	18	6	0	0	0	125.2	142	78	65	58	72	25	3	9	500	.284	14	10	3
<b>Opponents</b>	3.21	35-26	61	61	33	10	0	2	407.1	458	246	187	141	250	56	6	26	1670	.274	22	27	0
WAC Games	3.15	13-5	18	18	11	4	0	0	129.0	137	75	58	39	83	17	0	12	524	.261	6	4	0

PB - Team (10), McConnell 10, Opp (9). Pickoffs - Team (3), McConnell 3, Opp (1). SBA/ATT - McConnell (55-71), Mauer (22-31), Ames (19-26), Bejarano (14-17).

WAC Games - PB - Team (4), McConnell 4, Opp (1). Pickoffs - Team (0), Opp (1). SBA/ATT - McConnell (22-26), Ames (12-15), Mauer (9-11), Bejarano (1-1).

## Fielding Percentage

Player	C	PO	A	E	FLD%	DPs	SBA	CSB	SBA%	PB	CI
Anissa Lagos	7	7	0	0	1.000	0	0	0	-	0	0
WAC Games	2	2	0	0	1.000	0	0	0	-	0	0
Alyssa Sulay	4	4	0	0	1.000	0	0	0	-	0	0
WAC Games	1	1	0	0	1.000	0	0	0	-	0	0
Alissa Murphy	1	1	0	0	1.000	0	0	0	-	0	0
WAC Games	0	0	0	0	.000	0	0	0	-	0	0
Sarah Smith	1	1	0	0	1.000	0	0	0	-	0	0
WAC Games	0	0	0	0	.000	0	0	0	-	0	0
Vanessa Chagoya	1	0	1	0	1.000	0	0	0	-	0	0
Brittnay McConnell	377	336	37	4	.989	1	55	16	.775	10	0
WAC Games	87	77	10	0	1.000	0	22	4	.846	4	0
Natasha Hawkins	288	269	15	4	.986	15	0	0	-	0	0
WAC Games	119	113	4	2	.983	8	0	0	-	0	0
Lauren Flores	63	61	1	1	.984	4	0	0	-	0	0
WAC Games	0	0	0	0	.000	0	0	0	-	0	0
Kasey Igarta	185	114	68	3	.984	9	0	0	-	0	0
WAC Games	82	52	29	1	.988	7	0	0	-	0	0
Deanna Mauer	63	15	46	2	.968	1	22	9	.710	0	0
WAC Games	28	8	20	0	1.000	1	9	2	.818	0	0
Danni Brown	116	44	68	4	.966	3	0	0	-	0	0
WAC Games	57	22	34	1	.982	1	0	0	-	0	0
Liz Perez	81	76	2	3	.963	0	0	0	-	0	0
WAC Games	29	29	0	0	1.000	0	0	0	-	0	0
Ashley Wagner	23	21	1	1	.957	0	0	0	-	0	0
WAC Games	2	1	0	1	.500	0	0	0	-	0	0
Jennifer Ames	23	2	20	1	.957	0	19	7	.731	0	0
WAC Games	10	2	7	1	.900	0	12	3	.800	0	0
Liz Robertson	87	53	30	4	.954	9	0	0	-	0	0
WAC Games	5	2	2	1	.800	0	0	0	-	0	0
Alana Aweau	20	18	1	1	.950	0	0	0	-	0	0
WAC Games	0	0	0	0	.000	0	0	0	-	0	0
Kayla Hayes	55	35	17	3	.945	0	0	0	-	0	0
WAC Games	18	15	1	2	.889	0	0	0	-	0	0
Sarah Taylor	81	71	4	6	.926	0	0	0	-	0	0
WAC Games	32	28	1	3	.906	0	0	0	-	0	0
Kelli Fangonilo	219	83	116	20	.909	4	0	0	-	0	0
WAC Games	62	24	35	3	.952	1	0	0	-	0	0
Roxanne Bejarano	29	4	22	3	.897	0	14	3	.824	0	0
WAC Games	1	1	0	0	1.000	0	1	0	1.000	0	0
Wells, Nicole	8	7	0	1	.875	0	0	0	-	0	0
WAC Games	0	0	0	0	.000	0	0	0	-	0	0
Taniyama, Sarah	0	0	0	0	.000	0	0	0	-	0	0
<b>Totals</b>	1732	1222	449	61	.965	22	55	19	.743	10	0
WAC Games	535	377	143	15	.972	9	22	5	.815	4	0
<b>Opponents</b>	1872	1222	566	84	.955	24	50	17	.746	9	0
WAC Games	582	387	167	28	.952	8	12	5	.706	1	0

# 2008 Results



Date	Opponent	Score	r-h-e/r-h-e	Inns	Overall	WAC	Pitcher	Att.	Time
Feb 08, 2008	at CSU Bakersfield	W 8-3	8-11-2/3-5-3	7	1-0-0	0-0-0	Mauer (W 1-0)	0	1:55
Feb 09, 2008	at CSU Bakersfield	L 3-4	3-9-1/4-11-2	7	1-1-0	0-0-0	Mauer (L 1-1)	119	2:00
Feb 09, 2008	at CSU Bakersfield	L 5-7	5-10-0/7-14-0	7	1-2-0	0-0-0	Mauer (L 1-2)	139	1:40
Feb 10, 2008	at CSU Bakersfield	L 4-5	4-11-0/5-14-5	7	1-3-0	0-0-0	Bejarano (L 0-1)	118	1:55
Feb 12, 2008	at Sacramento State	L 2-5	2-11-0/5-10-0	7	1-4-0	0-0-0	Bejarano (L 0-2)	146	2:46
Feb 12, 2008	at Sacramento State	W 6-5	6-10-1/5-8-1	7	2-4-0	0-0-0	Mauer (W 2-2)	146	1:38
Feb 13, 2008	CALIFORNIA	W 3-2	3-5-0/2-6-1	7	3-4-0	0-0-0	Mauer (W 3-2)	213	1:56
!Feb 15, 2008	vs. Seton Hall	W 5-4	5-14-2/4-9-1	7	4-4-0	0-0-0	Mauer (W 4-2)	50	1:47
!Feb 16, 2008	vs. UTEP	L 3-4	3-4-1/4-5-1	7	4-5-0	0-0-0	Bejarano (L 0-3)	104	1:36
!Feb 16, 2008	vs. Brigham Young	W 3-2	3-6-0/2-3-1	7	5-5-0	0-0-0	Mauer (W 5-2)	0	1:33
!Feb 17, 2008	vs. Cal St. Northridge	L 0-8	0-0-1/8-12-0	5	5-6-0	0-0-0	Ames (L 0-1)	200	1:30
!Feb 17, 2008	vs. Oregon	L 3-4	3-8-0/4-7-2	(8)	5-7-0	0-0-0	Bejarano (L 0-4)	149	2:20
Feb 23, 2008	SAINT MARY'S	W 6-4	6-5-1/4-4-1	7	6-7-0	0-0-0	Mauer (W 6-2)	150	2:18
Feb 23, 2008	SAINT MARY'S	W 3-0	3-8-0/0-2-0	7	7-7-0	0-0-0	Bejarano (W 1-4)	150	1:35
Feb 27, 2008	SANTA CLARA	W 6-1	6-8-0/1-4-2	7	8-7-0	0-0-0	Bejarano (W 2-4)	-	1:35
Feb 27, 2008	SANTA CLARA	L 0-2	0-4-1/2-2-2	7	8-8-0	0-0-0	Mauer (L 6-3)	183	1:46
#Feb 29, 2008	vs. Creighton	L 0-8	0-1-2/8-10-0	6	8-9-0	0-0-0	Bejarano (L 2-5)	131	1:20
#Feb 29, 2008	vs. Arkansas	L 2-9	2-3-0/9-9-1	7	8-10-0	0-0-0	Mauer (L 6-4)	143	1:40
#Mar 01, 2008	vs. Drake	L 2-3	2-3-0/3-5-1	7	8-11-0	0-0-0	Bejarano (L 2-6)	134	1:20
#Mar 01, 2008	vs. Fla. International	W 2-1	2-6-2/1-6-0	7	9-11-0	0-0-0	Mauer (W 7-4)	112	1:41
#Mar 02, 2008	at Arizona State	L 1-11	1-1-1/11-8-1	5	9-12-0	0-0-0	Ames (L 0-2)	532	1:38
Mar 04, 2008	NORTH DAKOTA ST.	L 0-7	0-3-2/7-5-1	7	9-13-0	0-0-0	Bejarano (L 2-7)	-	1:20
Mar 04, 2008	NORTH DAKOTA ST.	L 1-3	1-7-2/3-6-0	7	9-14-0	0-0-0	Mauer (L 7-5)	183	1:31
Mar 06, 2008	TENNESSEE STATE	W 4-2	4-7-1/2-4-1	7	10-14-0	0-0-0	Mauer (W 8-5)	167	1:48
%Mar 07, 2008	at Tennessee State	W 7-1	7-10-0/1-5-3	7	11-14-0	0-0-0	Bejarano (W 3-7)	0	1:51
%Mar 07, 2008	vs. Northern Iowa	L 3-4	3-11-0/4-7-2	7	11-15-0	0-0-0	Mauer (L 8-6)	36	1:57
%Mar 08, 2008	vs. California	L 4-15	4-2-5/15-18-2	6	11-16-0	0-0-0	Ames (L 0-3)	0	1:51
%Mar 08, 2008	vs. Boston College	W 6-5	6-10-1/5-9-1	7	12-16-0	0-0-0	Ames (W 1-3)	0	1:44
^Mar 14, 2008	vs. Sacred Heart	W 8-0	8-11-0/0-3-0	6	13-16-0	0-0-0	Mauer (W 9-6)	84	1:49
^Mar 14, 2008	vs. UC Riverside	W 9-2	9-13-1/2-7-2	7	14-16-0	0-0-0	Bejarano (W 4-7)	97	1:57
Mar 15, 2008	at Pacific Tigers	W 3-1	3-7-0/1-7-2	7	15-16-0	0-0-0	Ames (W 2-3)	-	2:02
Mar 15, 2008	at Pacific Tigers	L 1-3	1-9-0/3-7-1	7	15-17-0	0-0-0	Bejarano (L 4-8)	267	1:50
Mar 19, 2008	N. COLORADO	W 11-0	11-11-1/0-1-4	5	16-17-0	0-0-0	Mauer (W 10-6)	143	1:23
Mar 19, 2008	N. COLORADO	L 0-1	0-7-2/1-6-1	7	16-18-0	0-0-0	Bejarano (L 4-9)	143	1:48
*Mar 21, 2008	LOUISIANA TECH	L 0-1	0-4-0/1-4-2	7	16-19-0	0-1-0	Mauer (L 10-7)	0	1:34
*Mar 22, 2008	LOUISIANA TECH	W 3-1	3-5-1/1-6-1	7	17-19-0	1-1-0	Bejarano (W 5-9)	225	1:19
*Mar 22, 2008	LOUISIANA TECH	W 5-2	5-9-2/2-6-2	7	18-19-0	2-1-0	Mauer (W 11-7)	225	1:37
Mar 25, 2008	SACRAMENTO ST.	W 4-3	4-7-1/3-6-0	7	19-19-0	2-1-0	Bejarano (W 6-9)	173	1:34
Mar 29, 2008	at Saint Mary's	W 11-10	11-14-4/10-12-3	7	20-19-0	2-1-0	Ames (W 3-3)	107	2:10
Mar 29, 2008	at Saint Mary's	L 5-8	5-9-1/8-10-0	7	20-20-0	2-1-0	Bejarano (L 6-10)	109	1:50
*Apr 04, 2008	at Utah State	W 15-8	15-12-1/8-12-2	7	21-20-0	3-1-0	Ames (W 4-3)	76	2:35
*Apr 05, 2008	at Utah State	L 6-8	6-5-1/8-10-1	7	21-21-0	3-2-0	Ames (L 4-4)	67	2:15
*Apr 05, 2008	at Utah State	L 10-11	10-15-0/11-15-3	7	21-22-0	3-3-0	Ames (L 4-5)	189	2:20
*Apr 11, 2008	at Hawai'i	L 0-1	0-6-0/1-4-1	7	21-23-0	3-4-0	Mauer (L 11-8)	556	1:40
*Apr 12, 2008	at Hawai'i	L 1-3	1-5-0/3-8-1	7	21-24-0	3-5-0	Bejarano (L 6-11)	0	1:34
*Apr 12, 2008	at Hawai'i	L 6-9	6-12-1/9-11-4	7	21-25-0	3-6-0	Ames (L 4-6)	562	1:58
Apr 16, 2008	UC DAVIS	W 2-1	2-6-1/1-6-1	7	22-25-0	3-6-0	Mauer (W 12-8)	-	1:44
Apr 16, 2008	UC DAVIS	W 10-1	10-11-1/1-2-1	5	23-25-0	3-6-0	Ames (W 5-6)	139	1:31
*Apr 18, 2008	FRESNO STATE	L 0-2	0-3-0/2-5-1	(8)	23-26-0	3-7-0	Mauer (L 12-9)	167	4:48
*Apr 19, 2008	FRESNO STATE	L 0-1	0-4-1/1-7-0	(8)	23-27-0	3-8-0	Mauer (L 12-10)	-	1:43
*Apr 19, 2008	FRESNO STATE	L 3-5	3-4-1/5-9-2	7	23-28-0	3-9-0	Mauer (L 12-11)	257	1:36
Apr 22, 2008	at Stanford	L 3-7	3-4-1/7-8-2	7	23-29-0	3-9-0	Mauer (L 12-12)	103	2:01
*Apr 25, 2008	at New Mexico State	L 1-4	1-2-1/4-7-3	7	23-30-0	3-10-0	Mauer (L 12-13)	203	1:50
*Apr 26, 2008	at New Mexico State	W 14-8	14-16-1/8-9-2	7	24-30-0	4-10-0	Ames (W 6-6)	0	2:27
*Apr 26, 2008	at New Mexico State	W 4-2	4-7-0/2-6-2	7	25-30-0	5-10-0	Ames (W 7-6)	201	1:42
*May 02, 2008	NEVADA	L 1-4	1-7-2/4-9-1	(9)	25-31-0	5-11-0	Mauer (L 12-14)	177	2:24
*May 03, 2008	NEVADA	L 2-3	2-8-2/3-7-0	7	25-32-0	5-12-0	Ames (L 7-7)	-	2:11
*May 03, 2008	NEVADA	L 4-5	4-13-1/5-7-0	(8)	25-33-0	5-13-0	Mauer (L 12-15)	233	2:18
&May 07, 2008	UTAH STATE	W 8-2	8-12-1/2-6-1	7	26-33-0	5-13-0	Mauer (W 13-15)	0	2:20
&May 08, 2008	vs. Nevada	L 0-5	0-3-1/5-9-2	7	26-34-0	5-13-0	Mauer (L 13-16)	0	1:58
&May 08, 2008	HAWAII	L 4-12	4-9-5/12-12-1	7	26-35-0	5-13-0	Mauer (L 13-17)	0	2:20

! = Louisville Slugger Desert Classic  
 # = Wilson/DeMarini Invitational  
 () extra inning game

& = WAC Tournament

% = National Invitational Softball Tournament

^ = Saint Mary's Invitational

\* = WAC Game



# 2007 Roster



## 2007 San Jose State Softball Team

NO	PLAYER	POS	B/T	HT	YR	HOMETOWN/LAST SCHOOL
2	Danni Brown	3B/UT	R/R	5-4	SO	Cupertino, Calif. (Monta Vista HS)
3	NicoleLuna-Pickens	RHP	R/R	5-6	SO	Perris, Calif. (Perris HS)
4	Mandy Winkley	INF/OF	R/R	5-3	SO	Fremont, Calif. (Irvington HS)
5	Natasha Hawkins	INF	R/R	5-5	FR	Anderson, Calif. (Anderson Union HS)
6	Alyssa Sulay	OF	R/R	5-4	FR	Watsonville, Calif. (Monte Vista HS)
10	Vanessa Chagoya	INF/OF	L/R	5-2	SO	San Jose, Calif. (Wilcox HS)
11	Kasey Igarta	2B/UT	R/R	5-4	JR	Red Bluff, Calif. (West Valley HS)
12	Kelly Harrison	RHP	R/R	5-8	JR	San Jose, Calif. (Saint Mary's College)
14	Liz Robertson	INF	R/R	5-7	FR	San Francisco, Calif./Urban School of San Francisco
15	Tomiko Matsuno	C	R/R	5-6	SO	Stockton, Calif. (Delta College)
19	Brittany McConnell	C/OF	R/R	5-8	SO	Red Bluff, Calif. (Red Bluff HS)
20	Kristine Miles	OF	R/R	5-7	SR	Morgan Hill, Calif. (Gavilan College)
22	Sarah Taylor	INF/OF	L/R	5-7	SO	Cupertino, Calif. (Monta Vista HS)
23	Sarah Smith	3B/UT	R/R	5-5	JR	Lake Elsinore, Calif. (Temescal Canyon HS)
24	Roxanne Bejarano	RHP	R/R	5-5	JR	Thatcher, Ariz. (Phoenix College)
26	Liz Perez	OF	L/R	5-6	JR	San Jose, Calif. (West Valley College)
29	Lorena Martinez	OF	L/R	5-2	JR	Bloomington, Calif. (Bloomington HS)
33	Justine Kunkel	INF	R/R	5-8	FR	San Jose, Calif. (West Valley College)
34	Shannon Krein	C	R/R	5-11	FR	Escalon, Calif. (Escalon HS)

**Head Coach:** Peter Turner

**Assistant Coach:** Vicky Galindo





**Overall Record: 23-28 Home: 11-9 Away: 4-12 Neutral: 8-7**

**WAC Record: 6-12 Home: 3-6 Away: 3-6**

Player	Hitting																				
	AVG	GP-GS	AB	R	H	2B	3B	HR	RBI	TB	SLG%	BB	HBPSO	OB%	SF-SH	SB-AT	PO	A	E	F%	
<b>Liz Perez</b>	.354	47-38	113	30	40	0	1	0	3	42	.372	16	2	15	.443	0-1	17-20	71	2	0	1.000
WAC Games	.412	18-18	51	13	21	0	0	0	1	21	.412	8	2	6	.508	0-1	8-11	38	0	0	1.000
<b>Brittany McConnell</b>	.294	50-48	143	17	42	9	0	7	34	72	.503	14	2	22	.360	2-0	0-0	75	7	1	.988
WAC Games	.236	18-18	55	1	13	2	0	1	10	18	.327	1	0	10	.241	2-0	0-0	35	3	0	1.000
<b>Sarah Smith</b>	.291	45-44	134	20	39	5	0	6	27	62	.463	12	0	30	.338	5-0	0-0	0	0	0	.000
WAC Games	.216	18-18	51	3	11	1	0	2	9	18	.353	4	0	11	.268	1-0	0-0	0	0	0	.000
<b>Natasha Hawkins</b>	.279	49-47	136	8	38	5	0	0	16	43	.316	15	5	23	.372	0-0	1-1	240	20	7	.974
WAC Games	.200	18-18	50	0	10	1	0	0	3	11	.220	3	1	13	.259	0-0	0-0	82	8	2	.978
<b>Sarah Taylor</b>	.265	16-14	49	10	13	0	1	0	2	15	.306	9	0	14	.379	0-0	5-8	27	1	1	.966
<b>Kasey Igarita</b>	.244	49-49	135	13	33	2	1	0	8	37	.274	30	1	9	.383	1-2	0-0	106	75	2	.989
WAC Games	.271	18-18	48	5	13	1	1	0	4	16	.333	6	0	3	.345	1-1	0-0	36	25	1	.984
<b>Danni Brown</b>	.244	50-40	119	19	29	4	0	0	15	33	.277	3	6	9	.297	0-4	6-6	51	60	5	.957
WAC Games	.204	18-18	54	4	11	1	0	0	3	12	.222	1	1	5	.232	0-3	1-1	17	23	3	.930
<b>Liz Robertson</b>	.237	51-50	135	15	32	5	1	3	18	48	.356	7	2	30	.277	4-5	0-1	81	54	16	.894
WAC Games	.180	18-18	50	2	9	2	1	0	3	13	.260	1	2	13	.226	0-1	0-0	33	13	4	.920
<b>Mandy Winkley</b>	.225	36-30	80	6	18	4	0	0	4	22	.275	8	1	22	.303	0-1	0-0	32	25	5	.919
WAC Games	.200	12-11	30	2	6	1	0	0	1	7	.233	2	0	11	.250	0-1	0-0	12	1	2	.867
<b>Kristine Miles</b>	.222	32-2	9	10	2	0	0	0	1	2	.222	0	0	2	.222	0-0	0-0	3	0	2	.600
WAC Games	.500	10-0	2	4	1	0	0	0	0	1	.500	0	0	1	.500	0-0	0-0	0	0	0	.000
<b>Vanessa Chagoya</b>	.194	36-15	36	7	7	0	1	0	2	9	.250	3	0	6	.256	0-1	0-1	21	1	3	.880
WAC Games	.200	10-6	15	2	3	0	0	0	0	3	.200	1	0	5	.250	0-1	0-0	9	0	2	.818
<b>Lorena Martinez</b>	.176	37-5	17	7	3	1	0	0	1	4	.235	1	0	2	.222	0-0	2-2	2	0	0	1.000
WAC Games	.500	13-0	2	3	1	0	0	0	0	1	.500	0	0	0	.500	0-0	0-0	1	0	0	1.000
<b>Alyssa Sulay</b>	.169	38-27	89	7	15	1	2	0	11	20	.225	2	3	16	.211	1-3	4-7	46	4	6	.893
WAC Games	.182	10-4	11	3	2	0	0	0	1	2	.182	0	0	2	.182	0-0	1-2	8	1	2	.818
<b>Tomiko Matsuno</b>	.165	37-28	79	4	13	1	0	1	8	17	.215	14	2	20	.305	0-0	0-0	156	18	1	.994
WAC Games	.250	14-11	32	0	8	0	0	0	4	8	.250	3	0	7	.314	0-0	0-0	65	4	1	.986
<b>Shannon Krein</b>	.152	22-16	46	1	7	0	0	0	4	7	.152	3	1	13	.220	0-1	0-0	82	10	2	.979
WAC Games	.111	6-4	9	0	1	0	0	0	0	1	.111	1	0	3	.200	0-0	0-0	15	0	0	1.000
<b>Justine Kunkel</b>	.133	7-5	15	0	2	0	0	0	1	2	.133	3	0	5	.278	0-0	1-1	17	2	0	1.000
<b>Roxanne Bejarano</b>	.000	1-1	0	0	0	0	0	0	0	0	.000	0	0	0	.000	0-0	0-0	7	36	6	.878
<b>Totals</b>	.249	51-51	1335	174	333	37	7	17	155	435	.326	140	25	238	.329	13-18	36-47	1022	328	63	.955
WAC Games	.239	18-18	460	42	110	9	2	3	39	132	.287	31	6	90	.293	4-8	10-14	356	90	20	.957
<b>Opponents</b>	.279	51-51	1350	194	376	55	2	33	175	534	.396	102	16	249	.334	10-37	40-66	1027	448	64	.958
WAC Games	.294	18-18	496	89	146	25	0	14	83	213	.429	34	5	82	.343	4-8	10-15	365	150	19	.964

LOB - Team (333), Opp (302). DPs turned - Team (9), Opp (16).

WAC Games - LOB - Team (102), Opp (102). DPs turned - Team (1), Opp (6).



# 2007 Pitching Statistics

## Pitching

Player	ERA	W-L	APP	GS	CG	SHO	CBO	SV	IP	H	R	ER	BB	SO	2B	3B	HR	AB	B/Avg	WP	HBP	BK
<b>Roxanne Bejarano</b>	2.46	15-16	38	27	21	1	0	3	193.2	201	87	68	46	156	28	2	17	751	.268	13	10	1
WAC Games	3.64	4-8	12	12	7	0	0	0	75.0	83	46	39	21	56	16	0	6	297	.279	5	3	1
<b>Kelly Harrison</b>	3.12	8-8	25	19	8	3	0	0	112.0	110	66	50	48	76	14	0	11	436	.252	6	3	0
WAC Games	4.71	2-4	10	6	5	2	0	0	35.2	39	28	24	12	23	3	0	7	152	.257	0	2	0
<b>Nicole Luna-Pickens</b>	6.60	0-4	11	5	1	0	0	0	35.0	65	41	33	8	17	13	0	5	163	.399	3	3	3
WAC Games	9.62	0-0	3	0	0	0	0	0	8.0	24	15	11	1	3	6	0	1	47	.511	2	0	1
<b>Totals</b>	3.10	23-28	51	51	30	4	0	3	340.2	376	194	151	102	249	55	2	33	1350	.279	22	16	4
WAC Games	4.37	6-12	18	18	12	2	0	0	118.2	146	89	74	34	82	25	0	14	496	.294	7	5	2
<b>Opponents</b>	2.84	28-23	51	51	28	10	2	3	342.1	333	174	139	140	238	37	7	17	1335	.249	24	25	1
WAC Games	2.01	12-6	18	18	12	5	1	1	121.2	110	42	35	31	90	9	2	3	460	.239	8	6	0

PB - Team (10), Matsuno 7, Krein 2, McConnell 1, Opp (12). Pickoffs - Team (1), Matsuno 1. SBA/ATT - Matsuno (16-31), Harrison (16-27), Bejarano (14-24), Krein (15-23), Luna-Pickens (10-15), McConnell (9-11).

WAC Games - PB - Team (2), McConnell 1, Matsuno 1, Opp (2). SBA/ATT - Harrison (6-7), Matsuno (4-7), Bejarano (4-7), Krein (5-5), McConnell (1-3), Luna-Pickens (0-1).

## Fielding Percentage

Player	C	PO	A	E	FLD%	DPs	SBA	CSB	SBA%	PB	CI
Liz Perez	73	71	2	0	1.000	0	0	0	-	0	0
WAC Games	38	38	0	0	1.000	0	0	0	-	0	0
Justine Kunkel	19	17	2	0	1.000	1	0	0	-	0	0
Nicole Luna-Pickens	6	2	4	0	1.000	0	10	5	.667	0	0
WAC Games	1	1	0	0	1.000	0	0	1	.000	0	0
Lorena Martinez	2	2	0	0	1.000	0	0	0	-	0	0
WAC Games	1	1	0	0	1.000	0	0	0	-	0	0
Tomiko Matsuno	175	156	18	1	.994	0	16	15	.516	7	0
WAC Games	70	65	4	1	.986	0	4	3	.571	1	0
Kasey Igarta	183	106	75	2	.989	6	0	0	-	0	0
WAC Games	62	36	25	1	.984	0	0	0	-	0	0
Brittany McConnell	83	75	7	1	.988	1	9	2	.818	1	0
WAC Games	38	35	3	0	1.000	0	1	2	.333	1	0
Shannon Krein	94	82	10	2	.979	0	15	8	.652	2	0
WAC Games	15	15	0	0	1.000	0	5	0	1.000	0	0
Natasha Hawkins	267	240	20	7	.974	3	0	0	-	0	0
WAC Games	92	82	8	2	.978	0	0	0	-	0	0
Sarah Taylor	29	27	1	1	.966	0	0	0	-	0	0
Danni Brown	116	51	60	5	.957	1	0	0	-	0	0
WAC Games	43	17	23	3	.930	0	0	0	-	0	0
Mandy Winkley	62	32	25	5	.919	1	0	0	-	0	0
WAC Games	15	12	1	2	.867	0	0	0	-	0	0
Liz Robertson	151	81	54	16	.894	3	0	0	-	0	0
WAC Games	50	33	13	4	.920	1	0	0	-	0	0
Alyssa Sulay	56	46	4	6	.893	1	0	0	-	0	0
WAC Games	11	8	1	2	.818	0	0	0	-	0	0
Vanessa Chagoya	25	21	1	3	.880	0	0	0	-	0	0
WAC Games	11	9	0	2	.818	0	0	0	-	0	0
Roxanne Bejarano	49	7	36	6	.878	0	14	10	.583	0	0
WAC Games	16	3	11	2	.875	0	4	3	.571	0	0
Kelly Harrison	18	3	9	6	.667	0	16	11	.593	0	0
WAC Games	3	1	1	1	.667	0	6	1	.857	0	0
Kristine Miles	5	3	0	2	.600	0	0	0	-	0	0
WAC Games	0	0	0	0	.000	0	0	0	-	0	0
Sarah Smith	0	0	0	0	.000	0	0	0	-	0	0
WAC Games	0	0	0	0	.000	0	0	0	-	0	0
<b>Totals</b>	1413	1022	328	63	.955	9	40	26	.606	10	0
WAC Games	466	356	90	20	.957	1	10	5	.667	2	0
<b>Opponents</b>	1539	1027	448	64	.958	16	36	11	.766	12	0
WAC Games	534	365	150	19	.964	6	10	4	.714	2	0



Date	Opponent	Score	r-h-e/r-h-e	Inns	Overall	WAC	Pitcher	Att.	Time
!Feb 9, 2007	vs. San Diego	W 7-2	7-9-0/2-8-0	7	1-0-0	0-0-0	Bejarano (W 1-0)	100	2:18
!Feb 10, 2007	vs. Northern Colorado	L 3-5	3-4-2/5-8-2	7	1-1-0	0-0-0	Harrison (L)	100	2:19
!Feb 10, 2007	vs. UC Riverside	L 4-5	4-6-2/5-9-4	7	1-2-0	0-0-0	Luna-Pickens (L)	100	-
Feb 14, 2007	at California	L 1-9	1-3-3/9-6-0	5	1-3-0	0-0-0	Harrison (L 0-2)	103	1:37
Feb 21, 2007	at UC Davis	L 5-7	5-5-2/7-9-3	7	1-4-0	0-0-0	Luna-Pickens (L 0-2)	55	1:47
Feb 21, 2007	at UC Davis	L 0-2	0-4-0/2-5-0	7	1-5-0	0-0-0	Bejarano (L 1-1)	59	1:34
Feb 24, 2007	PACIFIC	W 4-3	4-7-1/3-8-1	7	2-5-0	0-0-0	Bejarano (W 2-0)	429	1:45
Feb 24, 2007	PACIFIC	L 3-4	3-6-1/4-8-0	7	2-6-0	0-0-0	Bejarano (L 2-1)	428	3:58
#Mar 02, 2007	vs. Purdue	L 2-5	2-7-1/5-10-1	7	2-7-0	0-0-0	Luna-Pickens (L 0-3)	97	1:53
#Mar 02, 2007	vs. Winthrop	L 0-1	0-3-0/1-3-0	7	2-8-0	0-0-0	Bejarano (L 0-1)	66	1:12
#Mar 03, 2007	vs. Wright State	L 0-3	0-11-1/3-14-0	(10)	2-9-0	0-0-0	Harrison (L)	69	2:06
#Mar 03, 2007	vs. Middle Tennessee	W 3-1	3-6-0/1-5-0	7	3-9-0	0-0-0	Bejarano (W)	100	2hr
#Mar 04, 2007	vs. Dartmouth	W 11-4	11-14-1/4-8-1	7	4-9-0	0-0-0	Bejarano (W)	0	
\$Mar 09, 2007	vs. Northern Iowa	W 6-3	6-10-1/3-5-2	7	5-9-0	0-0-0	Bejarano (W 4-3)	81	1:37
\$Mar 09, 2007	vs. Eastern Illinois	W 5-0	5-4-0/0-7-5	7	6-9-0	0-0-0	Harrison (W 2-3)	0	7:35
\$Mar 10, 2007	vs. Connecticut	W 8-2	8-7-0/2-6-3	7	7-9-0	0-0-0	Bejarano (W)	0	1:33
\$Mar 10, 2007	vs. Charlotte	W 4-2	4-7-1/2-4-1	7	8-9-0	0-0-0	Harrison (W)	0	2:21
\$Mar 11, 2007	vs. Iowa	L 8-9	8-10-2/9-14-2	(10)	8-10-0	0-0-0	Bejarano (L)	0	3:02
Mar 13, 2007	NORTHERN IOWA	W 5-3	5-9-2/3-6-1	7	9-10-0	0-0-0	Harrison (W)	279	1:48
Mar 13, 2007	NORTHERN IOWA	W 8-2	8-10-0/2-7-0	7	10-10-0	0-0-0	Bejarano (W)	279	1:38
Mar 15, 2007	N. COLORADO	W 3-2	3-8-0/2-4-3	7	11-10-0	0-0-0	Bejarano (W)	253	2:08
Mar 15, 2007	N. COLORADO	W 3-1	3-4-2/1-3-0	7	12-10-0	0-0-0	Bejarano (W)	253	1:50
Mar 16, 2007	N. COLORADO	W 1-0	1-1-3/0-4-0	7	13-10-0	0-0-0	Bejarano (W)	-	1:23
Mar 16, 2007	N. COLORADO	L 0-3	0-5-2/3-7-1	7	13-11-0	0-0-0	Luna-Pickens (L)	279	1:43
Mar 19, 2007	MERCER	W 2-1	2-4-0/1-4-1	7	14-11-0	0-0-0	Harrison (W 4-3)	269	1:40
Mar 19, 2007	MERCER	L 4-5	4-8-4/5-7-1	7	14-12-0	0-0-0	Bejarano (L 10-5)	269	2:01
*Mar 23, 2007	NEW MEXICO STATE	L 1-5	1-5-2/5-7-2	7	14-13-0	0-1-0	Harrison (L 4-4)	-	1:42
*Mar 23, 2007	NEW MEXICO STATE	L 6-10	6-10-2/10-15-1	7	14-14-0	0-2-0	Bejarano (L 10-6)	273	2:00
*Mar 24, 2007	NEW MEXICO STATE	L 3-5	3-6-2/5-7-0	7	14-15-0	0-3-0	Bejarano (L 10-6)	290	1:36
Mar 27, 2007	at Santa Clara	W 13-3	13-16-4/3-4-4	6	15-15-0	0-3-0	Harrison (W 5-4)	45	2:10
Mar 27, 2007	at Santa Clara	L 3-4	3-6-0/4-10-1	7	15-16-0	0-3-0	Bejarano (L 10-8)	40	2:00
*Mar 31, 2007	HAWAII	W 2-1	2-4-0/1-3-2	(8)	16-16-0	1-3-0	Bejarano (W 11-8)	-	1:50
*Mar 31, 2007	HAWAII	L 0-20	0-2-4/20-24-1	5	16-17-0	1-4-0	Harrison (L 5-5)	334	1:30
*Apr 01, 2007	HAWAII	L 2-9	2-7-0/9-11-0	7	16-18-0	1-5-0	Bejarano (L 11-9)	406	1:36
*Apr 06, 2007	at Louisiana Tech	W 3-2	3-7-1/2-8-2	(8)	17-18-0	2-5-0	Bejarano (W 12-9)	125	2:15
*Apr 07, 2007	at Louisiana Tech	W 9-0	9-12-2/0-1-1	6	18-18-0	3-5-0	Harrison (W 6-5)	150	1:25
*Apr 07, 2007	at Louisiana Tech	L 2-4	2-9-1/4-9-1	7	18-19-0	3-6-0	Bejarano (L 12-10)	150	1:40
*Apr 13, 2007	at Nevada	W 2-1	2-5-0/1-5-3	7	19-19-0	4-6-0	Bejarano (W 13-10)	261	1:25
*Apr 13, 2007	at Nevada	L 0-3	0-4-2/3-6-0	7	19-20-0	4-7-0	Harrison (L 6-6)	261	1:28
*Apr 14, 2007	at Nevada	L 0-10	0-0-2/10-9-0	5	19-21-0	4-8-0	Bejarano (L 13-11)	77	1:05
*Apr 20, 2007	UTAH STATE	W 3-1	3-3-0/1-4-1	7	20-21-0	5-8-0	Bejarano (W 14-11)	284	1:42
*Apr 21, 2007	UTAH STATE	W 5-0	5-10-0/0-2-2	7	21-21-0	6-8-0	Harrison (W 7-6)	-	1:45
*Apr 21, 2007	UTAH STATE	L 0-2	0-5-0/2-7-0	(8)	21-22-0	6-9-0	Bejarano (L 13-12)	455	2:02
Apr 24, 2007	at Stanford	L 3-5	3-5-1/5-11-3	7	21-23-0	6-9-0	Bejarano (L 14-13)	90	1:56
*May 04, 2007	at Fresno State	L 2-3	2-11-0/3-10-2	(9)	21-24-0	6-10-0	Bejarano (L 14-15)	1201	2:32
*May 05, 2007	at Fresno State	L 2-4	2-6-2/4-7-1	7	21-25-0	6-11-0	Harrison (L 7-7)	-	1:43
*May 05, 2007	at Fresno State	L 0-9	0-4-0/9-11-0	5	21-26-0	6-12-0	Bejarano (L 14-16)	2223	1:15
May 09, 2007	at Fresno State	L 0-5	0-5-2/5-11-0	7	21-27-0	6-12-0	Bejarano (L 14-17)	0	1:30
%May 10, 2007	vs. Utah State	W 9-1	9-10-1/1-4-4	5	22-27-0	6-12-0	Harrison (W 8-7)	0	1:39
%May 10, 2007	vs. New Mexico State	W 3-1	3-4-1/1-7-0	7	23-27-0	6-12-0	Bejarano (W 15-17)	894	1:33
%May 11, 2007	vs. Nevada	L 1-2	1-5-3/2-4-1	7	23-28-0	6-12-0	Harrison (L 8-8)	0	1:32

! = UCR "Ten Construction" Invitational

# = Buzz Classic

() extra inning game

\$ = National Invitational Softball Tournament

\* = WAC Game

% = WAC Tournament, Fresno, Calif.



# 2006 Roster



## 2006 San Jose State Softball Team

NO	PLAYER	POS	B/T	HT	YR	EXP	HOMETOWN/LAST SCHOOL
1	Lorena Martinez	OF	L/R	5-2	SO	1V	Bloomington, Calif./Bloomington HS
3	Nicole Luna-Pickens	P	R/R	5-6	FR	HS	Perris, Calif./Perris HS
4	Courtney Lewis	OF/P	L/R	5-4	SR	3V	Big Bear City, Calif./Big Bear HS
5	Jessica Guillen	DP/1B	R/R	5-10	SR	3V	Tracy, Calif./Tracy HS
6	Chrystal Wise	OF	L/L	5-8	JR	2V	Compton, Calif./Westchester HS
10	Vanessa Chagoya	INF/OF	L/R	5-2	FR	HS	San Jose, Calif./Wilcox HS
11	Kasey Igarta	2B/UT	R/R	5-4	SO	1V	Red Bluff, Calif./West Valley HS
12	Carlie Hill	1B	R/R	5-8	SR	3V	Woodland, Calif./Woodland HS
13	Danielle Eakins	OF/UT	R/R	5-7	SR	3V	Marina, Calif./Monterey HS
15	Kristy Ballinger	3B	R/R	5-6	SR	2V	Soquel, Calif./Cabrillo College
16	Dannielle Brown	3B/UT	R/R	5-4	FR	HS	Cupertino, Calif./Monta Vista HS
19	Brittany McConnell	C/OF	R/R	5-8	FR	HS	Red Bluff, Calif./Red Bluff HS
20/21	Kristine Miles	OF	R/R	5-7	JR	TR	Morgan Hill, Calif./Gavilan College
22	Sarah Taylor	SS	L/R	5-7	FR	HS	Cupertino, Calif./Monta Vista HS
23	Sarah Smith	3B/UT	R/R	5-5	SO	1V	Lake Elsinore, Calif./Temescal Canyon
24	Tanisha Crawford	1B	R/R	5-8	JR	SQ	San Jose, Calif./Mt. Pleasant HS
25	Mandy Winkley	C/UT	R/R	5-3	FR	HS	Fremont, Calif./Irvington HS
31	Regina Farfan	P	R/R	5-7	SO	TR	Covina, Calif./CS San Bernardino
33	Kelly Harrison	P	R/R	5-8	SO	TR	San Jose, Calif./Saint Mary's College

**Head Coach:** Dee Dee Enabenter-Omidiji (6th year)

**Associate Head Coach:** Jen Goodwin (2nd year)

**Assistant Coach:** Chuck Caldera (2nd year)

# 2006 Final Statistics



Overall Record: 23-27 Home: 9-7 Away: 9-9 Neutral: 5-11  
 WAC Record: 11-6 Home: 6-3 Away: 5-3

Player	Hitting																	A	E	F%		
	AVG	GP-GS	AB	R	H	2B	3B	HR	RBI	TB	SLG%	BB	HBPSO	OB%	SF-SH	SB-AT	PO					
<b>Courtney Lewis</b>	.312	50-49	157	24	49	10	5	1	14	72	.459	15	4	29	.386	0-2	6-8	68	27	1	.990	
WAC Games	.264	17-17	53	7	14	3	1	1	6	22	.415	7	2	13	.371	0-0	0-1	27	10	0	1.000	
<b>Carlie Hill</b>	.298	41-39	104	9	31	4	1	2	12	43	.413	14	0	22	.381	0-1	1-1	251	12	2	.992	
WAC Games	.250	17-17	40	4	10	1	0	1	6	14	.350	6	0	7	.348	0-1	0-0	111	4	0	1.000	
<b>Mandy Winkley</b>	.290	45-35	100	14	29	4	0	7	15	54	.540	11	0	23	.360	0-3	1-3	79	11	2	.978	
WAC Games	.311	17-17	45	7	14	1	0	4	8	27	.600	4	0	10	.367	0-2	1-2	31	1	0	1.000	
<b>Sarah Taylor</b>	.289	50-50	128	18	37	1	1	0	6	40	.313	8	2	24	.341	0-4	9-12	103	84	24	.886	
WAC Games	.262	17-17	42	5	11	1	1	0	4	14	.333	2	1	10	.311	0-0	3-4	34	29	10	.863	
<b>Jessica Guillen</b>	.257	48-47	136	9	35	5	0	5	22	55	.404	11	0	19	.309	2-0	0-0	6	0	0	1.000	
WAC Games	.286	16-16	49	4	14	3	0	2	4	23	.469	3	0	6	.327	0-0	0-0	0	0	0	.000	
<b>Brittany McConnell</b>	.248	50-50	141	14	35	12	0	5	26	62	.440	10	5	30	.318	1-4	1-1	181	18	4	.980	
WAC Games	.240	17-17	50	4	12	4	0	1	8	19	.380	5	3	12	.345	0-1	0-0	72	8	0	1.000	
<b>Sarah Smith</b>	.230	44-43	113	16	26	3	0	5	15	44	.389	5	0	16	.258	2-3	1-1	33	1	1	.971	
WAC Games	.278	16-15	36	5	10	1	0	1	4	14	.389	2	0	7	.316	0-3	0-0	7	0	0	1.000	
<b>Kristy Ballinger</b>	.223	41-40	112	10	25	2	0	1	9	30	.268	8	1	14	.281	0-2	2-5	42	90	3	.978	
WAC Games	.186	16-16	43	1	8	0	0	0	1	8	.186	2	1	5	.239	0-1	1-3	9	36	1	.978	
-----																						
<b>Vanessa Chagoya</b>	.286	28-5	28	9	8	2	0	0	11	10	.357	0	0	6	.286	0-3	0-1	6	0	2	.750	
WAC Games	.200	8-1	10	2	2	0	0	0	2	2	.200	0	0	3	.200	0-0	0-0	3	0	0	1.000	
<b>Danielle Eakins</b>	.255	39-33	98	13	25	20	3	9	3	6	.367	9	5	26	.348	0-2	2-2	74	45	7	.944	
WAC Games	.163	17-16	49	4	8	1	0	0	3	9	.184	5	2	13	.268	0-2	1-1	38	20	3	.951	
<b>Danni Brown</b>	.227	29-6	22	10	5	1	0	1	2	9	.409	2	0	9	.292	0-0	1-1	5	7	0	1.000	
WAC Games	.000	12-0	1	4	0	0	0	0	0	0	.000	1	0	0	.500	0-0	0-0	0	0	0	.000	
<b>Chrystal Wise</b>	.211	45-28	38	4	8	0	0	0	2	8	.211	1	0	7	.231	0-1	1-2	36	8	2	.957	
WAC Games	.429	16-9	7	2	3	0	0	0	1	3	.429	0	0	2	.429	0-0	0-0	15	4	1	.950	
<b>Kasey Igarta</b>	.200	25-24	55	7	11	2	0	0	2	13	.236	5	3	7	.297	1-5	0-0	50	47	8	.924	
WAC Games	.000	3-2	5	1	0	0	0	0	0	0	.000	0	1	2	.167	0-1	0-0	1	2	1	.750	
<b>Lorena Martinez</b>	.083	38-6	12	5	1	0	0	0	1	1	.083	3	0	2	.267	0-2	2-4	7	0	0	1.000	
WAC Games	.000	16-1	2	2	0	0	0	0	0	0	.000	0	0	0	.000	0-0	1-2	0	0	0	.000	
<b>Adrienne Hull</b>	.053	11-11	19	1	1	0	0	0	1	1	.053	1	0	4	.100	0-2	0-0	42	8	1	.980	
<b>Tanisha Crawford</b>	.000	3-1	2	1	0	0	0	0	0	0	.000	0	0	1	.000	0-0	0-0	6	2	1	.889	
WAC Games	.000	1-0	0	1	0	0	0	0	0	0	.000	0	0	0	.000	0-0	0-0	0	0	0	.000	
<b>Kristine Miles</b>	.000	9-0	0	2	0	0	0	0	0	0	.000	0	0	0	.000	0-0	0-0	0	0	0	.000	
WAC Games	.000	3-0	0	0	0	0	0	0	0	0	.000	0	0	0	.000	0-0	0-0	0	0	0	.000	
<b>Kelly Harrison</b>	.000	1-0	0	0	0	0	0	0	0	0	.000	1	0	0	1.000	0-0	0-0	2	4	2	.750	
<b>Totals</b>	.257	50-50	1271	166	327	48	7	30	148	479	.377	106	20	240	.323	6-34	27-42	993	401	61	.958	
WAC Games	.245	17-17	432	53	106	15	2	10	47	155	.359	37	10	90	.319	0-11	7-13	351	126	16	.968	
<b>Opponents</b>	.269	50-50	1306	192	351	57	10	26	171	506	.387	108	21	197	.333	8-32	51-66	992	431	46	.969	
WAC Games	.250	17-17	460	57	115	20	3	9	52	168	.365	31	7	76	.304	5-5	12-14	347	155	12	.977	

LOB - Team (279), Opp (290). DPs turned - Team (14), Opp (15). IBB - Team (0), Opp (2). Picked off - Lewis, C. 1.

WAC Games - LOB - Team (90), Opp (100). DPs turned - Team (3), Opp (8). Picked off - Lewis, C. 1.



# 2006 Pitching Statistics

## Pitching

Player	ERA	W-L	APP	GS	CG	SHO	CBO	SV	IP	H	R	ER	BB	SO	2B	3B	HR	AB	B/Avg	WP	HBP	BK
Courtney Lewis	3.28	10-8	24	17	8	3	0	1	106.2	93	55	50	50	91	20	5	10	401	.232	13	8	0
WAC Games	2.30	8-3	13	8	5	2	0	1	54.2	44	19	18	21	48	11	2	3	206	.214	6	3	0
Regina Farfan	3.46	4-2	22	6	2	1	0	1	60.2	70	39	30	11	27	11	1	2	253	.277	9	2	1
WAC Games	3.55	1-1	8	3	0	0	0	0	23.2	27	15	12	2	9	3	0	1	99	.273	3	2	1
Kelly Harrison	3.53	4-9	21	12	4	3	0	2	81.1	79	44	41	29	44	13	2	5	313	.252	4	8	0
WAC Games	4.03	2-1	6	3	1	1	0	0	24.1	23	14	14	5	15	3	1	4	92	.250	2	1	0
N. Luna-Pickens	3.83	5-8	24	15	3	0	0	0	82.1	109	54	45	18	35	13	2	9	339	.322	4	3	1
WAC Games	3.91	0-1	5	3	0	0	0	0	14.1	21	9	8	3	4	3	0	1	63	.333	2	1	0
Totals	3.51	23-27	50	50	17	7	0	4	331.0	351	192	166	108	197	57	10	261306	.269	30	21	2	
WAC Games	3.11	11-6	17	17	6	3	0	1	117.0	115	57	52	31	76	20	3	9	460	.250	13	7	1
Opponents	2.86	27-23	50	50	27	10	0	4	330.2	327	166	135	106	240	48	7	301271	.257	21	20	0	
WAC Games	2.60	6-11	17	17	11	2	0	1	115.2	106	53	43	37	90	15	2	10	432	.245	3	10	0

PB - Team (13), McConnell 8, Winkley 3, Hull 2, Opp (9). Pickoffs - Team (0), Opp (1).  
 SBA/ATT - McConnell (25-29),  
 Luna-Pickens (21-27), Winkley (15-21), Lewis, C. (16-20), Hull (11-16), Farfan (8-10), Harrison (6-9).

WAC Games - PB - Team (2), McConnell 2, Opp (2). Pickoffs - Team (0), Opp (1).  
 SBA/ATT - McConnell (10-12), Lewis, C. (6-7), Luna-Pickens (4-4), Harrison (2-3), Winkley (2-2).

## Fielding Percentage

Player	C	PO	A	E	FLD%	DPs	SBA	CSB	SBA%	PB	CI
Regina Farfan	21	1	20	0	1.000	1	8	2	.800	0	0
WAC Games	11	1	10	0	1.000	0	0	0	---	0	0
Danni Brown	12	5	7	0	1.000	1	0	0	---	0	0
WAC Games	0	0	0	0	.000	0	0	0	---	0	0
Lorena Martinez	7	7	0	0	1.000	0	0	0	---	0	0
WAC Games	0	0	0	0	.000	0	0	0	---	0	0
Jessica Guillen	6	6	0	0	1.000	0	0	0	---	0	0
WAC Games	0	0	0	0	.000	0	0	0	---	0	0
Carlie Hill	265	251	12	2	.992	8	0	0	---	0	0
WAC Games	115	111	4	0	1.000	3	0	0	---	0	0
Courtney Lewis	96	68	27	1	.990	2	16	4	.800	0	0
WAC Games	37	27	10	0	1.000	0	6	1	.857	0	0
Adrienne Hull	51	42	8	1	.980	0	11	5	.688	2	0
Brittany McConnell	203	181	18	4	.980	5	25	4	.862	8	0
WAC Games	80	72	8	0	1.000	0	10	2	.833	2	0
Mandy Winkley	92	79	11	2	.978	0	15	6	.714	3	0
WAC Games	32	31	1	0	1.000	0	2	0	1.000	0	0
Kristy Ballinger	135	42	90	3	.978	1	0	0	---	0	0
WAC Games	46	9	36	1	.978	0	0	0	---	0	0
Sarah Smith	35	33	1	1	.971	0	0	0	---	0	0
WAC Games	7	7	0	0	1.000	0	0	0	---	0	0
Chrystal Wise	46	36	8	2	.957	0	0	0	---	0	0
WAC Games	20	15	4	1	.950	0	0	0	---	0	0
N. Luna-Pickens	19	1	17	1	.947	1	21	6	.778	0	0
WAC Games	1	0	1	0	1.000	0	4	0	1.000	0	0
Danielle Eakins	126	74	45	7	.944	4	0	0	---	0	0
WAC Games	61	38	20	3	.951	0	0	0	---	0	0
Kasey Igarta	105	50	47	8	.924	1	0	0	---	0	0
WAC Games	4	1	2	1	.750	0	0	0	---	0	0
Tanisha Crawford	9	6	2	1	.889	1	0	0	---	0	0
WAC Games	0	0	0	0	.000	0	0	0	---	0	0
Sarah Taylor	211	103	84	24	.886	5	0	0	---	0	0
WAC Games	73	34	29	10	.863	1	0	0	---	0	0
Kelly Harrison	8	2	4	2	.750	0	6	3	.667	0	0
WAC Games	3	2	1	0	1.000	0	2	1	.667	0	0
Vanessa Chagoya	8	6	0	2	.750	0	0	0	---	0	0
WAC Games	3	3	0	0	1.000	0	0	0	---	0	0
Kristine Miles	0	0	0	0	.000	0	0	0	---	0	0
WAC Games	0	0	0	0	.000	0	0	0	---	0	0
Totals	1455	993	401	61	.958	14	51	15	.773	13	0
WAC Games	493	351	126	16	.968	3	12	2	.857	2	0
Opponents	1469	992	431	46	.969	15	27	15	.643	9	0
WAC Games	514	347	155	12	.977	8	7	6	.538	2	0



Date	Opponent	Score	r-h-e/r-h-e	Inns	Overall	WAC	Pitcher	Att.	Time
!Feb 10, 2006	vs St. Mary's	W 6-0	6-8-1/0-1-2	7	1-0-0	0-0-0	Harrison (W 1-0)	101	2:00
!Feb 11, 2006	vs San Diego	W 5-3	5-10-2/3-5-0	7	2-0-0	0-0-0	Farfan (W 1-0)	83	2:05
!Feb 11, 2006	at UC Riverside	L 7-9	7-6-3/9-11-1	7	2-1-0	0-0-0	Harrison (L 1-1)	125	2:25
!Feb 12, 2006	vs San Diego	L 1-3	1-7-1/3-6-1	7	2-2-0	0-0-0	Lewis, C. (L 0-1)	67	1:57
Feb 15, 2006	at Saint Mary's (CA)	W 8-2	8-10-2/2-4-3	7	3-2-0	0-0-0	Luna-Pickens (W 1-0)	104	1:45
Feb 15, 2006	at Saint Mary's (CA)	L 1-3	1-6-2/3-8-1	7	3-3-0	0-0-0	Luna-Pickens (L 1-1)	104	2:00
Feb 22, 2006	#9 California	L 0-3	0-1-0/3-8-0	7	3-4-0	0-0-0	Harrison (L 1-2)	219	1:46
#Feb 24, 2006	vs New Mexico	W 2-1	2-4-0/1-6-1	7	4-4-0	0-0-0	Luna-Pickens (W 2-1)	55	1:32
#Feb 24, 2006	vs Utah	L 0-8	0-3-4/8-6-0	5	4-5-0	0-0-0	Harrison (L 1-3)	131	1:28
#Feb 25, 2006	vs New Mexico	L 0-2	0-5-1/2-7-1	7	4-6-0	0-0-0	Harrison (L 1-4)	75	2:00
#Feb 25, 2006	at UTEP	W 9-1	9-16-3/1-2-5	7	5-6-0	0-0-0	Lewis, C. (W 1-1)	236	1:45
#Feb 26, 2006	vs Northern Colorado	W 9-2	9-13-0/2-9-4	7	6-6-0	0-0-0	Luna-Pickens (W 3-1)	77	1:48
Mar 01, 2006	at Pacific Tigers	L 2-3	2-5-1/3-5-2	7	6-7-0	0-0-0	Luna-Pickens (L 3-2)	85	1:35
Mar 01, 2006	at Pacific Tigers	W 5-0	5-10-2/0-2-3	7	7-7-0	0-0-0	Harrison (W 2-4)	85	1:55
\$Mar 03, 2006	vs Santa Clara	L 0-7	0-4-1/7-10-1	7	7-8-0	0-0-0	Harrison (L 2-5)	125	1:45
\$Mar 04, 2006	at #4 UCLA Bruins	L 0-8	0-2-1/8-11-0	5	7-9-0	0-0-0	Luna-Pickens (L 3-3)	-	1:10
\$Mar 04, 2006	vs #4 UCLA Bruins	L 2-8	2-1-1/8-9-1	7	7-10-0	0-0-0	Lewis, C. (L 1-2)	400	1:47
\$Mar 05, 2006	vs Cal Poly	L 4-7	4-6-2/7-10-0	7	7-11-0	0-0-0	Luna-Pickens (L 3-4)	-	1:50
\$Mar 05, 2006	vs Cal Poly	L 5-6	5-11-1/6-8-0	7	7-12-0	0-0-0	Farfan (L 1-1)	155	1:45
Mar 06, 2006	St. Francis	W 10-1	10-13-0/1-3-1	5	8-12-0	0-0-0	Luna-Pickens (W 4-4)	75	1:17
Mar 06, 2006	St. Francis	W 4-1	4-7-2/1-3-2	7	9-12-0	0-0-0	Farfan (W 2-1)	75	1:37
%Mar 11, 2006	vs St. Francis	W 9-0	9-13-0/ 0-2-1	5	10-12-0	0-0-0	Farfan (W 4-1)	85	1:15
%Mar 11, 2006	vs Iowa	L 2-3	2-2-0/ 3-10-1	7	10-13-0	0-0-0	Harrison (L 2-6)	111	1:40
%Mar 12, 2006	vs #10 Arizona State	L 0-11	0-0-0/11-16-0	5	10-14-0	0-0-0	Luna-Pickens (L 4-5)	65	1:20
%Mar 12, 2006	vs Southern Illinois	L 4-6	4-10-1/6-8-0	7	10-15-0	0-0-0	Lewis, C. (L 1-3)	57	1:50
Mar 15, 2006	North Dakota State	L 1-4	1-6-3/4-10-0	7	10-16-0	0-0-0	Luna-Pickens (L 4-6)	-	1:56
Mar 15, 2006	North Dakota State	W 2-0	2-6-1/0-1-0	7	11-16-0	0-0-0	Lewis, C. (W 2-3)	75	1:15
*Mar 24, 2006	at New Mexico State	W 2-0	2-4-2/0-4-2	7	12-16-0	1-0-0	Lewis, C. (W 3-3)	100	2:20
*Mar 25, 2006	at New Mexico State	L 6-7	6-10-4/7-7-1	7	12-17-0	1-1-0	Luna-Pickens (L 4-7)	65	2:00
*Mar 25, 2006	at New Mexico State	W 5-1	5-5-2/1 7-0	7	13-17-0	2-1-0	Lewis, C. (W 4-3)	60	2:08
*Apr 02, 2006	at Hawai'i	L 0-2	0-2-0/2 5-0	7	13-18-0	2-2-0	Lewis, C. (L 4-4)	153	1:37
*Apr 02, 2006	at Hawai'i	L 0-3	0-3-0/3-8-0	7	13-19-0	2-3-0	Lewis, C. (L 4-5)	159	1:15
*Apr 07, 2006	Louisiana Tech	W 4-0	4-9-1/0-1-1	7	14-19-0	3-3-0	Lewis, C. (W 5-5)	-	1:27
*Apr 07, 2006	Louisiana Tech	L 1-4	1-9-1/4-7-0	7	14-20-0	3-4-0	Farfan (L 3-2)	55	1:54
*Apr 08, 2006	Louisiana Tech	W 7-6	7-10-1/6-10-3	7	15-20-0	4-4-0	Lewis, C. (W 6-5)	75	1:54
*Apr 14, 2006	Nevada	W 6-5	6-13-0/5-5-0	7	16-20-0	5-4-0	Lewis, C. (W 7-5)	75	1:55
*Apr 15, 2006	Nevada	W 1-0	1-1-1/0-2-1	7	17-20-0	6-4-0	Harrison (W 3-6)	-	1:30
*Apr 15, 2006	Nevada	W 3-2	3-7-1/2-7-2	7	18-20-0	7-4-0	Lewis, C. (W 8-5)	104	1:55
*Apr 21, 2006	at Utah State	W 2-1	2-6-0/1-5-0	7	19-20-0	8-4-0	Lewis, C. (W 9-5)	277	1:38
*Apr 22, 2006	at Utah State	W 9-8	9-10-0/8-7-0	7	20-20-0	9-4-0	Farfan (W 4-2)	285	2:15
*Apr 22, 2006	at Utah State	W 3-2	3-5-0/2-6-0	7	21-20-0	10-4-0	Lewis, C. (W 10-5)	285	1:53
Apr 23, 2006	at Utah	W 7-4	7-11-3/4-8-1	7	22-20-0	10-4-0	Luna-Pickens (W 5-7)	117	1:51
Apr 26, 2006	Santa Clara	L 0-11	0-5-1/11-13-0	6	22-21-0	10-4-0	Lewis, C. (L 10-6)	-	1:40
Apr 26, 2006	Santa Clara	L 4-6	4-5-1/6-11-1	7	22-22-0	10-4-0	Luna-Pickens (L 5-8)	75	2:00
May 02, 2006	at #8 Stanford	L 3-4	3-3-2/4-10-1	(8)	22-23-0	10-4-0	Harrison (L 3-7)	159	2:10
*May 05, 2006	#20 Fresno State	W 2-1	2-5-0/1-9-1	(8)	23-23-0	11-4-0	Harrison (W 4-7)	115	2:20
*May 06, 2006	#20 Fresno State	L 1-6	1-3-1/6-11-0	7	23-24-0	11-5-0	Harrison (L 4-8)	-	1:49
*May 06, 2006	#20 Fresno State	L 1-9	1-4-2/9-14-1	7	23-25-0	11-6-0	Lewis, C. (L 10-7)	245	2:00
+May 11, 2006	vs Hawai'i	L 1-3	1-7-2/3-8-0	7	23-26-0	11-6-0	Harrison (L 4-9)	0	1:35
May 12, 2006	vs New Mexico State	L 0-5	0-5-1/5-5-0	7	23-27-0	11-6-0	Lewis, C. (L 10-8)	0	1:53

\* = WAC game

! - UCR Invitational, Riverside, Calif.

# - UTEP Invitational, El Paso, Texas

\$ - Stacy Winsberg Tournament, hosted by UCLA

% - NIST, Sunnyvale, Calif.

+ - WAC Tournament, Fresno, Calif.

() extra inning game



# 2005 Roster



## 2005 San Jose State Softball Team

NO	PLAYER	POS	B/T	HT	YR	EXP	HOMETOWN/LAST SCHOOL
1	Lorena Martinez	OF/UT	L/R	5-2	FR	HS	Bloomington, Calif./Bloomington HS
3	Kasey Igarta	INF/UT	R/R	5-4	FR	HS	Red Bluff, Calif./West Valley HS
4	Courtney Lewis	OF/P	L/R	5-4	JR	2V	Big Bear City, Calif./Big Bear HS
5	Jessica Guillen	DP/1B	R/R	5-10	JR	2V	Tracy, Calif./Tracy HS
6	Jana Arde	OF	L/R	5-4	SR	3V	Gilroy, Calif./Presentation HS
8	Janeille Nickels	P	R/R	6-0	FR	HS	Redding, Calif./Foothill HS
9	Carol Forbes	P	R/R	5-8	SR	3V	Scottsdale, Ariz./Horizon HS
10	Heather Lopez	DP	R/R	5-5	JR	2V	San Jose, Calif./Piedmont Hills HS
11	Michelle Newbold	2B/UT	R/R	5-5	SR	1V	Simi Valley, Calif./Moorpark College
12	Carlie Hill	INF	R/R	5-8	JR	2V	Woodland, Calif./Woodland HS
13	Danielle Eakins	2B/UT	R/R	5-7	JR	2V	Marina, Calif./Monterey HS
15	Kristy Ballinger	3B/SS	R/R	5-6	JR	1V	Soquel, Calif./Cabrillo College
16	Elisa Barrios	OF	R/R	5-4	SR	3V	Mountain View, Calif./Mountain View HS
19	Adrienne Hull	C	R/R	5-9	JR	2V	Brea, Calif./Brea Olind HS
20/31	Kat Castro	P/INF	R/R	5-8	FR	HS	Fontana, Calif./Kaiser HS
21/26	Chrystal Wise	OF	L/L	5-8	SO	1V	Compton, Calif./Westchester HS
22	Monique Kelley	C	R/R	5-8	SR	1V	French Gulch, Calif./Shasta College
23	Sarah Smith	SS/3B	R/R	5-5	FR	HS	Lake Elsinore, Calif./Temescal Canyon
24	Lindsey Allen	1B	L/L	5-10	SR	1V	San Diego, Calif./Grossmont College
25	Shannon Anderson	C/OF	R/R	5-9	SR	3V	Santa Clara, Calif./Wilcox HS
32	Tanisha Crawford	1B	R/R	5-8	JR	SQ	San Jose, Calif./Mt. Pleasant HS
33	Michelle Kelley	INF	R/R	5-8	SR	1V	French Gulch, Calif./Shasta College

**Head Coach:** Dee Dee Enabenter-Omidiji (5th year)

**Assistant Coaches:** Jen Goodwin (1st year), Chuck Caldera (1st year)





**Overall Record: 36-25 Home: 14-10 Away: 12-10 Neutral: 10-5**

**WAC Record: 10-8 Home: 6-3 Away: 4-5**

### Hitting

Player	AVG	GP-GS	AB	R	H	2B	3B	HR	RBI	SLG%	BB	HBP	SO	OB%	SF-SH	SB-AT	PO	A	E	F%
<b>Elisa Barrios</b>	.390	61-61	195	40	76	16	4	6	39	.605	5	1	13	.402	3-6	18-23	63	2	3	.956
WAC Games	.333	18-18	57	9	19	3	1	2	10	.526	2	0	6	.356	0-1	5-7	27	1	1	.966
<b>Courtney Lewis</b>	.380	61-61	205	46	78	6	5	1	19	.473	14	0	26	.420	0-6	16-22	66	18	2	.977
WAC Games	.295	18-18	61	15	18	0	2	1	6	.410	3	0	11	.328	0-2	6-6	27	7	1	.971
<b>Lindsey Allen</b>	.319	52-47	135	5	43	6	0	1	22	.385	15	2	29	.390	2-1	0-2	239	11	5	.980
WAC Games	.239	17-16	46	2	11	1	0	1	5	.326	3	1	13	.300	0-1	0-0	109	2	4	.965
<b>Carlie Hill</b>	.297	58-57	175	25	52	11	3	5	37	.480	8	0	26	.326	1-2	4-8	227	73	13	.958
WAC Games	.302	18-18	53	10	16	1	1	4	14	.585	4	0	11	.351	0-1	2-5	51	40	5	.948
<b>Jana Arde</b>	.276	55-50	134	20	37	5	6	0	18	.403	8	3	21	.331	0-9	9-13	25	2	1	.964
WAC Games	.333	16-13	39	6	13	1	1	0	7	.410	0	1	7	.350	0-3	4-5	8	1	0	1.000
<b>Dannielle Eakins</b>	.278	8-8	18	5	5	1	0	0	0	.333	2	2	10	.409	0-2	0-0	9	6	2	.882
WAC Games	.000	4-1	2	1	0	0	0	0	0	.000	0	0	2	.000	0-0	0-0	0	0	0	.000
<b>Michelle Newbold</b>	.262	32-23	65	7	17	3	0	0	4	.308	6	0	0	.324	0-5	3-4	45	30	7	.915
WAC Games	.100	6-2	10	1	0	0	0	0	1	.100	1	0	4	.182	0-0	0-0	5	3	1	.889
<b>Kasey Igarta</b>	.254	52-49	118	19	30	5	0	0	10	.297	15	7	12	.371	0-11	4-7	68	124	7	.965
WAC Games	.205	18-18	39	4	8	2	0	0	2	.256	7	2	5	.354	0-12	0-1	23	37	1	.984
<b>Monique Kelley</b>	.247	34-30	77	5	19	2	2	1	5	.364	7	4	15	.341	0-3	0-0	125	7	2	.985
WAC Games	.208	9-9	24	1	5	0	0	1	2	.333	3	1	7	.321	0-0	0-0	22	1	1	.958
<b>Kristy Ballinger</b>	.232	49-43	112	9	26	5	0	1	9	.304	5	1	16	.269	1-5	6-7	35	76	8	.933
WAC Games	.217	17-16	46	4	10	3	0	1	3	.348	0	0	5	.213	1-1	0-1	10	24	3	.919
<b>Michelle Kelley</b>	.213	24-17	47	7	10	1	1	1	7	.340	4	0	10	.275	0-1	1-1	39	19	5	.921
WAC Games	.375	5-3	8	1	3	0	0	0	2	.375	0	0	1	.375	0-1	0-0	7	2	2	.818
<b>Sarah Smith</b>	.210	29-24	62	8	13	2	0	2	4	.339	3	0	17	.246	0-1	2-2	51	24	7	.915
WAC Games	.167	4-2	6	1	1	0	0	0	0	.167	0	0	0	.167	0-0	0-0	1	0	0	0.1000
<b>Jessica Guillen</b>	.198	46-32	91	4	18	2	0	1	11	.253	10	1	14	.279	2-1	2-2	5	1	1	.857
WAC Games	.194	13-9	31	1	6	0	0	0	4	.194	1	0	5	.219	0-0	0-0	0	0	0	.000
<b>Adrienne Hull</b>	.194	41-38	93	4	18	1	0	0	4	.204	8	2	19	.272	0-3	2-2	201	20	2	.991
WAC Games	.194	15-15	36	1	7	1	0	0	1	.222	3	0	5	.256	0-2	1-1	76	10	2	.977
<b>Heather Lopez</b>	.139	21-7	36	0	5	0	0	0	5	.139	1	0	6	.162	0-1	0-0	0	0	0	.000
WAC Games	.167	5-3	12	0	2	0	0	0	1	.167	0	0	1	.167	0-0	0-0	0	0	0	.000
<b>Chrystal Wise</b>	.000	27-6	8	5	0	0	0	0	0	.000	0	0	2	.000	0-1	1-1	5	1	0	0.1000
WAC Games	.000	10-0	0	2	0	0	0	0	0	.000	0	0	0	.000	0-0	1-1	0	0	0	.000
<b>Shannon Anderson</b>	.000	12-1	5	2	0	0	0	0	0	.000	0	0	4	.000	0-0	0-0	6	0	0	0.1000
WAC Games	.000	5-1	4	0	0	0	0	0	0	.000	0	0	4	.000	0-0	0-0	1	0	0	0.1000
<b>Lorena Martinez</b>	.000	38-1	4	13	0	0	0	0	0	.000	0	0	2	.000	0-0	4-9	1	0	0	0.1000
WAC Games	.000	14-0	0	4	0	0	0	0	0	.000	0	0	0	.000	0-0	2-2	0	0	0	.000
<b>Kat Castro</b>	.000	15-9	3	0	0	0	0	0	0	.000	0	0	1	.000	0-0	0-0	4	23	1	.964
WAC Games	.000	4-2	0	0	0	0	0	0	0	.000	0	0	0	.000	0-0	0-0	1	5	0	0.1000
<b>Janelle Nickels</b>	.000	10-6	1	0	0	0	0	0	0	.000	0	0	1	.000	0-0	0-0	1	9	0	0.1000
<b>Carol Forbes</b>	.000	51-39	0	0	0	0	0	0	0	.000	0	0	0	.000	0-0	0-0	14	83	2	.980
WAC Games	.000	18-16	0	0	0	0	0	0	0	.000	0	0	0	.000	0-0	0-0	3	29	0	0.1000
<b>Amber Nelson</b>	.000	6-0	0	0	0	0	0	0	0	.000	0	0	0	.000	0-0	1-3	0	0	0	.000
<b>Tanisha Crawford</b>	.000	1-0	0	0	0	0	0	0	0	.000	0	0	0	.000	0-0	0-0	0	0	0	.000
<b>Totals</b>	.282	61-61	1584	224	447	66	21	19	194	.386	111	23	264	.336	9-58	73-106	1229	529	68	.963
WAC Games	.253	18-18	474	63	120	12	5	10	57	.363	27	5	87	.300	1-14	22-30	371	162	21	.962
<b>Opponents</b>	.223	61-61	1545	152	345	48	9	16	132	.297	91	24	314	.276	6-39	40-56	1210	534	72	.960
WAC Games	.258	18-18	488	55	126	13	2	7	44	.336	21	10	92	.302	1-6	15-22	367	153	19	.965

LOB - Team (352), Opp (329). DPs turned - Team (14), Opp (14). CI - Kelley, Mo. 1. Picked off - Nelson 1, Allen 1.

WAC Games - LOB - Team (91), Opp (100). DPs turned - Team (6), Opp (2).



# 2005 Pitching Statistics

## Pitching

Pitcher	ERA	W-L	APP-GS	CG	SHO	SV	IP	H	R	ER	BB	SO	2B	3B	HR	AB	B/Avg	WP	HBP	BK
<b>Carol Forbes</b>	1.61	25-19	51-39	34	10/3	5	283.1	226	87	65	38	230	33	4	9	1053	.215	9	14	0
WAC Games	1.85	10-7	18-16	13	2/1	0	109.2	104	38	29	14	82	12	1	4	424	.245	6	9	0
<b>Janeille Nickels</b>	1.73	3-1	10-6	0	0/2	0	32.1	32	19	8	16	23	3	1	1	130	.246	0	2	0
<b>Courtney Lewis</b>	2.36	3-1	10-7	2	2/2	1	35.2	34	15	12	16	34	4	2	0	136	.250	5	0	0
WAC Games	35.00	0-0	1-0	0	0/0	0	1.0	6	5	5	1	1	1	0	0	8	.750	0	0	0
<b>Kat Castro</b>	3.48	5-4	15-9	2	0/3	0	58.1	53	31	29	21	27	8	2	6	226	.235	4	8	2
WAC Games	5.38	0-1	4-2	0	0/1	0	13.0	16	12	10	6	9	0	1	3	56	.286	3	1	1
<b>Totals</b>	1.95	36-25	61-61	38	17/5	6	409.2	345	152	114	91	314	48	9	16	1545	.223	18	24	2
WAC Games	2.49	10-8	18-18	13	3/1	0	123.2	126	55	44	21	92	13	2	7	488	.258	9	10	1
<b>Opponents</b>	3.10	25-36	61-61	36	8/4	4	404.1	447	224	179	111	264	66	21	19	1584	.282	27	23	1
WAC Games	2.928	10-18	18-18	11	3/0	2	122.1	120	63	51	27	87	12	5	10	474	.253	6	5	0

WAC - PB - Team (1), Hull 1, Opp (5). SBA/ATT - Hull (15-21), Forbes (12-18), Castro (3-4), Kelley, Mo. (0-1).

## Fielding Percentage

Player	C	PO	A	E	FLD%	DPs	SBA	CSB	SBA%	PB	CI
Janeille Nickels	10	1	9	0	1.000	0	6	2	.750	0	0
Chrystal Wise	6	5	1	0	1.000	0	0	0	---	0	0
WAC Games	0	0	0	0	.000	0	0	0	---	0	0
Shannon Anderson	6	6	0	0	1.000	0	0	0	---	0	0
WAC Games	1	1	0	0	1.000	0	0	0	---	0	0
Lorena Martinez	1	1	0	0	1.000	0	0	0	---	0	0
WAC Games	0	0	0	0	.000	0	0	0	---	0	0
Adrienne Hull	223	201	20	2	.991	3	31	12	.721	3	0
WAC Games	88	76	10	2	.977	2	15	6	.714	1	0
Monique Kelley	134	125	7	2	.985	0	9	4	.692	1	1
WAC Games	24	22	1	1	.958	0	0	1	.000	0	0
Lindsey Allen	255	239	11	5	.980	6	0	0	---	0	0
WAC Games	115	109	2	4	.965	5	0	0	---	0	0
Carol Forbes	99	14	83	2	.980	4	28	11	.718	0	0
WAC Games	32	3	29	0	1.000	2	12	6	.667	0	0
Courtney Lewis	86	66	18	2	.977	1	2	1	.667	0	0
WAC Games	35	27	7	1	.971	0	0	0	---	0	0
Kasey Igarta	199	68	124	7	.965	9	0	0	---	0	0
WAC Games	61	23	37	1	.984	4	0	0	---	0	0
Kat Castro	28	4	23	1	.964	0	4	2	.667	0	0
WAC Games	6	1	5	0	1.000	0	3	1	.750	0	0
Jana Arde	28	25	2	1	.964	0	0	0	---	0	0
WAC Games	9	8	1	0	1.000	0	0	0	---	0	0
Carlie Hill	313	227	73	13	.958	8	0	0	---	0	0
WAC Games	96	51	40	5	.948	3	0	0	---	0	0
Elisa Barrios	68	63	2	3	.956	0	0	0	---	0	0
WAC Games	29	27	1	1	.966	0	0	0	---	0	0
Kristy Ballinger	119	35	76	8	.933	1	0	0	---	0	0
WAC Games	37	10	24	3	.919	0	0	0	---	0	0
Michelle Kelley	63	39	19	5	.921	0	0	0	---	0	0
WAC Games	11	7	2	2	.818	0	0	0	---	0	0
Sarah Smith	82	51	24	7	.915	1	0	0	---	0	0
WAC Games	1	1	0	0	1.000	0	0	0	---	0	0
Michelle Newbold	82	45	30	7	.915	1	0	0	---	0	0
WAC Games	9	5	3	1	.889	0	0	0	---	0	0
Dannielle Eakins	17	9	6	2	.882	0	0	0	---	0	0
WAC Games	0	0	0	0	.000	0	0	0	---	0	0
Jessica Guillen	7	5	1	1	.857	0	0	0	---	0	0
WAC Games	0	0	0	0	.000	0	0	0	---	0	0
Amber Nelson	0	0	0	0	.000	0	0	0	---	0	0
Heather Lopez	0	0	0	0	.000	0	0	0	---	0	0
Tanisha Crawford	0	0	0	0	.000	0	0	0	---	0	0
<b>Totals</b>	1826	1229	529	68	.963	14	40	16	.714	4	1
WAC Games	554	371	162	21	.962	6	15	7	.682	1	0
<b>Opponents</b>	1816	210	534	72	.960	14	73	33	.689	13	0
WAC Games	539	367	153	19	.965	2	22	8	.733	5	0

# 2005 Results



Date	Opponent	Score	r-h-e/r-h-e	Inns	Overall	WAC	Pitcher	Att.	Time
Feb 01, 2005	at UC Davis	W 6-2	6-7-4/2-5-3	(8)	1-0-0	0-0-0	Forbes (W 1-0)	118	2:25
Feb 01, 2005	at UC Davis	W 1-0	1-2-0/0-3-1	7	2-0-0	0-0-0	Castro (W 1-0)	118	1:29
Feb 05, 2005	at #1 California	L 0-6	0-1-2/6-10-0	7	2-1-0	0-0-0	Forbes (L 1-1)	420	1:50
Feb 09, 2005	at Santa Clara	L 2-4	2-4-3/4-4-0	7	2-2-0	0-0-0	Forbes (L 1-2)	122	1:50
Feb 09, 2005	at Santa Clara	L 3-8	3-6-0/8-8-2	7	2-3-0	0-0-0	Castro (L 1-1)	122	1:45
Feb 12, 2005	#24 Pacific	L 3-6	3-8-2/6-10-1	7	2-4-0	0-0-0	Forbes (L 1-3)	-	2:00
Feb 12, 2005	#24 Pacific	L 2-3	2-9-1/3-8-0	7	2-5-0	0-0-0	Forbes (L 1-4)	88	2:00
Feb 17, 2005	at Grambling State	W 10-0	10-16-1/0-1-0	5	3-5-0	0-0-0	Forbes (W 2-4)	30	1:45
Feb 17, 2005	at Grambling State	W 6-0	6-11-1/0-0-0	7	4-5-0	0-0-0	Castro (W 2-1)	30	1:45
#Feb 18, 2005	vs Louisiana Tech	W 4-0	4-9-0/0-0-3	7	5-5-0	0-0-0	Forbes (W 3-4)	66	1:39
#Feb 18, 2005	vs So. Mississippi	W 6-1	6-9-1/1-6-0	7	6-5-0	0-0-0	Forbes (W 4-4)	75	2:00
#Feb 19, 2005	at Louisiana-Monroe	W 3-1	3-10-0/1-7-1	7	7-5-0	0-0-0	Lewis, C. (W 1-0)	134	2:00
#Feb 19, 2005	vs Louisiana	L 0-1	0-2-0/1-5-0	7	7-6-0	0-0-0	Forbes (L 4-5)	44	1:34
\$Feb 25, 2005	vs Villanova	W 5-3	5-9-1/3-9-1	7	8-6-0	0-0-0	Forbes (W 5-5)	77	1:45
\$Feb 25, 2005	vs Radford	L 1-2	1-4-0/2-7-0	(8)	8-7-0	0-0-0	Forbes (L 5-6)	77	2:00
\$Feb 26, 2005	vs George Mason	W 5-0	5-12-1/0-2-1	7	9-7-0	0-0-0	Nickels (W 1-0)	55	1:45
\$Feb 26, 2005	vs Delaware	W 9-0	9-12 -1/0-2-0	5	10-7-0	0-0-0	Forbes (W 6-6)	65	1:40
\$Feb 27, 2005	vs Norfolk State	W 11-0	11-10-1/0-4-3	5	11-7-0	0-0-0	Nickels (W 2-0)	15	1:30
\$Feb 27, 2005	vs Radford	W 5-1	5 11-1/1-5-2	7	12-7-0	0-0-0	Forbes (W 7-6)	23	1:22
Mar 02, 2005	at Cal Poly	W 1-0	1-4-0/0-4-0	7	13-7-0	0-0-0	Forbes (W 8-6)	-	1:30
Mar 02, 2005	at Cal Poly	L 1-3	1-7-2/3-5-2	7	13-8-0	0-0-0	Lewis, C. (L 1-1)	66	1:45
Mar 05, 2005	at Sacramento State	W 1-0	1-5-1/0-1-1	7	14-8-0	0-0-0	Forbes (W 9-6)	235	1:40
Mar 05, 2005	at Sacramento State	W 4-3	4-9-0/3-9-1	(9)	15-8-0	0-0-0	Forbes (W 10-6)	235	2:05
Mar 08, 2005	Connecticut	W 1-0	1-7-0/0-3-0	7	16-8-0	0-0-0	Forbes (W 11-6)	50	1:20
%Mar 11, 2005	vs Rhode Island	W 8-0	8-11-1/0-2-1	5	17-8-0	0-0-0	Lewis, C. (W 2-1)	85	1:29
%Mar 11, 2005	vs #24 Arizona State	L 0-2	0-1-1/2-8-0	7	17-9-0	0-0-0	Forbes (L 11-7)	170	1:25
%Mar 12, 2005	vs Iowa	L 4-5	4-7-0/5-7-5	7	17-10-0	0-0-0	Forbes (L 11-8)	103	1:59
%Mar 12, 2005	vs Sacramento State	W 3-2	3-7-1/2-4-1	7	18-10-0	0-0-0	Forbes (W 12-8)	122	1:45
%Mar 13, 2005	vs Santa Clara	L 5-7	5-11-6/7-5-2	7	18-11-0	0-0-0	Forbes (L 12-9)	155	2:00
Mar 15, 2005	Northern Iowa	L 6-8	6-7-1/8-11-3	7	18-12-0	0-0-0	Castro (L 2-2)	-	2:28
Mar 15, 2005	Northern Iowa	L 1-8	1-5-5/8-9-1	7	18-13-0	0-0-0	Nickels (L 2-1)	30	1:55
^Mar 18, 2005	Dartmouth	W 10-2	10-13-0/2-6-2	5	19-13-0	0-0-0	Castro (W 3-2)	55	1:50
^Mar 20, 2005	St. Francis	W 3-1	3-7-2/1-4-2	7	20-13-0	0-0-0	Castro (W 4-2)	55	1:30
^Mar 20, 2005	vs Colorado State	W 2-0	2-7-0/0-3-1	7	21-13-0	0-0-0	Forbes (W 13-9)	75	1:40
&Mar 24, 2005	St. Francis	W 9-0	9-15-0/0-0-0	5	22-13-0	0-0-0	Lewis, C. (W 3-1)	55	1:08
&Mar 24, 2005	Dartmouth	W 4-0	4-7-1/0-2-0	7	23-13-0	0-0-0	Forbes (W 14-9)	55	1:13
Mar 28, 2005	Brown	L 2-3	2-2-2/3-7-3	7	23-14-0	0-0-0	Forbes (L 14-10)	-	1:55
Mar 28, 2005	Brown	W 7-3	7-8-1/3-5-3	7	24-14-0	0-0-0	Nickels (W 3-1)	107	1:50
*Apr 01, 2005	Tulsa	L 0-1	0-3-1/1-5-2	7	24-15-0	0-1-0	Forbes (L 14-11)	55	1:59
*Apr 02, 2005	Tulsa	L 0-2	0-3-2/2-6-0	7	24-16-0	0-2-0	Forbes (L 14-12)	-	1:38
*Apr 02, 2005	Tulsa	W 1-0	1-4-0/0-5-0	(12)	25-16-0	1-2-0	Forbes (W 15-12)	177	2:52
Apr 06, 2005	at #8 Stanford	L 0-2	0-6-1/2-6-1	7	25-17-0	1-2-0	Forbes (L 15-13)	314	1:38
*Apr 08, 2005	at UTEP	L 4-6	4-7-3/6-8-1	7	25-18-0	1-3-0	Castro (L 4-3)	334	2:00
*Apr 09, 2005	at UTEP	W 10-6	10-12-3/6-14-0	7	26-18-0	2-3-0	Forbes (W 16-13)	257	2:01
*Apr 09, 2005	at UTEP	W 8-1	8-10-2/1-7-3	7	27-18-0	3-3-0	Forbes (W 17-13)	132	1:50
*Apr 15, 2005	at #18 Fresno State	L 0-4	0-3-1/4-8-0	7	27-19-0	3-4-0	Forbes (L 17-14)	1758	1:21
*Apr 16, 2005	at #18 Fresno State	W 3-1	3-6-1/1-3-1	7	28-19-0	4-4-0	Forbes (W 18-14)	-	1:29
*Apr 16, 2005	at #18 Fresno State	L 1-2	1-4-1/2-3-0	7	28-20-0	4-5-0	Forbes (L 18-15)	2190	1:18
Apr 21, 2005	#9 Oregon State	L 1-3	1-3-2/3-7-2	7	28-21-0	4-5-0	Forbes (L 18-16)	-	1:45
Apr 21, 2005	#9 Oregon State	L 0-3	0-6-0/3-7-2	7	28-22-0	4-5-0	Castro (L 148-0)	48	1:36
Apr 27, 2005	UC Davis	W 2-1	2-8-0/1-2-0	7	29-22-0	4-5-0	Forbes (W 19-16)	-	1:36
Apr 27, 2005	UC Davis	W 4-3	4-12-0/3-6-2	7	30-22-0	4-5-0	Castro (W 5-4)	58	1:38
*Apr 29, 2005	Nevada	L 4-10	4-7-0/10-12-4	7	30-23-0	4-6-0	Forbes (L 19-17)	61	2:11
*Apr 30, 2005	Nevada	W 2-1	2-8-3/1-5-0	7	31-23-0	5-6-0	Forbes (W 20-17)	-	1:30
*Apr 30, 2005	Nevada	W 5-3	5-8-1/3-7-2	7	32-23-0	6-6-0	Forbes (W 21-17)	78	1:20
*May 06, 2005	at Hawai'i	L 1-2	1-4-0/2-7-0	(8)	32-24-0	6-7-0	Forbes (L 21-18)	1100	1:35
*May 07, 2005	at Hawai'i	W 3-2	3-10-2/2-4-0	7	33-24-0	7-7-0	Forbes (W 22-18)	0	1:34
*May 07, 2005	at Hawai'i	L 1-11	1-5-0/11-15-0	5	33-25-0	7-8-0	Forbes (L 22-18)	0	1:30
*May 13, 2005	Louisiana Tech	W 2-0	2-3-0/0-4-2	7	34-25-0	8-8-0	Forbes (W 23-19)	66	1:38
*May 14, 2005	Louisiana Tech	W 10-3	10-15-1/3-7-3	7	35-25-0	9-8-0	Forbes (W 24-19)	-	2:00
*May 14, 2005	Louisiana Tech	W 8-0	8-8-0/0-6-1	5	36-25-0	10-8-0	Forbes (W 25-19)	188	1:12

\* - WAC game

^ - Spartan Classic

# - Mardi Gras Classic, Monroe, La.

& - Spartan Invite

\$ - Dixie Classic, Norfolk, Va.

() extra inning game

% - NIST, Sunnyvale, Calif.



# 2004 Roster



## 2004 San Jose State Softball Team

NO	PLAYER	POS	B/T	HT	YR	EXP	HOMETOWN/LAST SCHOOL
3	Erin Horiuchi	OF	L/R	5-2	JR	TR	San Jose, Calif./West Valley College
4	Courtney Lewis	OF/P	L/R	5-4	SO	1V	Big Bear City, Calif./Big Bear HS
5	Jessica Guillen	1B	R/R	5-10	SO	1V	Tracy, Calif./Tracy HS
6	Jana Arde	OF	L/R	5-4	JR	2V	Gilroy, Calif./Presentation HS
8	Becky Roark	P	R/R	5-9	JR	JC	Diamond Bar, Calif./Mt. San Antonio
9	Carol Forbes	P/1B	R/R	5-8	JR	2V	Scottsdale, Ariz./Horizon HS
10	Heather Lopez	UT	R/R	5-5	SO	1V	San Jose, Calif./Piedmont Hills HS
11	Kelli McCollister	P	R/R	5-6	SR	1V	Fresno, Calif./Fresno City College
12	Megan Delgado	C/UT	R/R	5-6	SR	1V	San Jose, Calif./Moorpark College
13	Danielle Eakins	OF/UT	R/R	5-7	SO	1V	Marina, Calif./Monterey HS
14	Carlie Hill	INF	R/R	5-8	SO	1V	Woodland, Calif./Woodland HS
15	Monique Kelley	C	R/R	5-8	JR	JC	French Gulch, Calif./Shasta College
16	Elisa Barrios	OF	R/R	5-4	JR	2V	Mountain View, Calif./Mountain View HS
19	Adrienne Hull	C	R/R	5-9	SO	1V	Brea, Calif./Brea Olind HS
20	Chrystal Wise	OF	L/L	5-8	FR	HS	Compton, Calif./Westchester HS
22	Michelle Newbold	SS/UT	R/R	5-5	JR	JC	Simi Valley, Calif./Moorpark College
23	Kristy Ballinger	3B/SS	R/R	5-6	JR	JC	Soquel, Calif./Cabrillo College
24	Lindsey Allen	1B	L/L	5-10	JR	JC	San Diego, Calif./Grossmont College
25	Shannon Anderson	C/OF	R/R	5-9	JR	2V	Santa Clara, Calif./Wilcox HS
33	Michelle Kelley	INF	R/R	5-8	JR	JC	French Gulch, Calif./Shasta College

**Head Coach:** Dee Dee Enabenter-Omidiji (4th year)

**Assistant Coach:** Kim Schuette (3rd year)

**Student Assistant Coach:** Veronica Ramos (1st year)



Overall Record: 34-25 Home: 9-7 Away: 8-12 Neutral: 17-6

WAC Record: 8-13 Home: 3-6 Away: 5-7

### Hitting

Player	AVG	GP-GS	AB	R	H	2B	3B	HR	RBI	TB	SLG%	BB	HBPSO	OB%	SF-SH	SB-AT	PO	A	E	F%		
<b>Elisa Barrios</b>	.285	51-51	165	20	47	7	2	0	10	58	.352	3	1	8	.302	0-4	10-12	64	6	3	.959	
WAC Games	.284	22-22	74	8	21	2	1	0	4	25	.338	0	1	5	.293	0-0	7-8	31	3	2	.944	
<b>Carlie Hill</b>	.276	45-43	116	17	32	5	1	2	11	45	.388	8	1	19	.323	2-8	2-6	118	77	17	.920	
WAC Games	.321	21-20	53	9	17	3	1	1	8	25	.472	4	1	6	.367	2-4	1-4	47	41	5	.946	
<b>Courtney Lewis</b>	.274	51-51	168	16	46	4	3	0	8	56	.333	8	1	21	.311	0-5	10-16	64	7	2	.973	
WAC Games	.267	22-22	75	8	20	2	2	0	2	26	.347	4	1	8	.313	0-1	7-10	27	3	1	.968	
<b>Michelle Newbold</b>	.229	34-27	70	6	16	4	0	0	2	20	.286	5	1	20	.289	0-3	2-3	48	57	13	.890	
WAC Games	.300	12-6	20	1	6	0	0	0	1	6	.300	2	0	2	.364	0-1	1-1	16	17	2	.943	
<b>Danielle Eakins</b>	.222	33-27	45	8	10	1	0	1	4	14	.311	5	2	12	.321	1-7	2-2	47	47	8	.922	
WAC Games	.296	18-18	27	6	8	1	0	1	3	12	.444	5	1	6	.424	0-5	2-2	27	34	7	.897	
<b>Jana Arde</b>	.206	39-37	97	11	20	3	2	0	7	27	.278	5	4	18	.274	0-10	6-7	27	7	1	.971	
WAC Games	.173	21-20	52	6	9	1	1	0	3	12	.231	5	4	10	.295	0-8	2-3	19	4	1	.958	
<b>Monique Kelley</b>	.205	28-14	44	3	9	1	0	0	5	10	.227	3	1	7	.271	0-0	1-1	66	10	3	.962	
WAC Games	.235	10-5	17	2	4	1	0	0	2	5	.294	2	0	3	.316	0-0	1-1	28	5	2	.943	
<b>Megan Delgado</b>	.200	48-47	125	7	25	8	2	0	11	37	.296	5	3	26	.246	1-2	4-5	50	107	16	.908	
WAC Games	.207	22-22	58	5	12	4	1	0	5	18	.310	2	1	8	.246	0-2	2-3	26	44	6	.921	
<b>Lindsey Allen</b>	.200	39-34	100	3	20	2	0	1	14	25	.250	7	1	18	.257	1-2	0-0	204	10	5	.977	
WAC Games	.204	18-17	49	2	10	0	0	1	7	13	.265	3	1	10	.264	0-1	0-0	120	4	2	.984	
<b>Adrienne Hull</b>	.188	42-38	85	0	16	1	0	0	3	17	.200	8	0	15	.258	0-4	1-2	178	24	3	.985	
WAC Games	.184	17-17	38	0	7	0	0	0	3	7	.184	4	0	4	.262	0-1	0-1	70	7	1	.987	
<b>Heather Lopez</b>	.188	32-14	48	0	9	1	0	0	3	10	.208	3	0	10	.235	0-4	0-0	0	0	0	.000	
WAC Games	.167	14-8	24	0	4	1	0	0	0	5	.208	2	0	4	.231	0-3	0-0	0	0	0	.000	
<b>Jessica Guillen</b>	.181	40-34	94	5	17	7	0	3	15	33	.351	7	0	18	.235	1-3	0-0	90	5	2	.979	
WAC Games	.146	17-16	41	0	6	3	0	0	3	9	.220	4	0	9	.222	0-2	0-0	29	2	1	.969	
<b>Shannon Anderson</b>	.167	16-2	12	4	2	1	0	0	1	3	.250	2	0	2	.286	0-0	0-0	1	0	0	1.000	
WAC Games	.000	3-0	0	1	0	0	0	0	0	0	.000	0	0	0	.000	0-0	0-0	0	0	0	.000	
<b>Kristy Ballinger</b>	.148	26-14	27	5	4	1	0	0	0	5	.185	3	0	9	.233	0-1	3-4	35	25	3	.952	
WAC Games	.000	10-3	2	1	0	0	0	0	0	0	.000	1	0	2	.333	0-0	0-0	5	2	1	.875	
<b>Michelle Kelley</b>	.138	20-8	29	2	4	2	0	0	1	6	.207	3	0	12	.219	0-1	0-0	16	13	2	.935	
WAC Games	.000	5-0	6	0	0	0	0	0	0	0	.000	0	0	2	.000	0-0	0-0	1	0	0	1.000	
<b>Stephanie Miran</b>	.091	7-4	11	0	1	0	0	0	0	1	.091	0	1	5	0	.167	0-0	0-0	8	5	1	.929
<b>Chrystal Wise</b>	.091	21-8	11	2	1	0	0	0	0	1	.091	0	1	4	.167	0-0	0-1	8	3	1	.917	
WAC Games	.000	4-2	4	0	0	0	0	0	0	0	.000	0	0	2	.000	0-0	0-0	2	0	0	1.000	
<b>Carol Forbes</b>	.045	40-33	22	0	1	0	0	0	0	1	.045	3	1	7	.192	0-0	0-0	16	64	3	.964	
WAC Games	.000	19-17	2	0	0	0	0	0	0	0	.000	0	0	1	.000	0-0	0-0	5	34	1	.975	
<b>Becky Roark</b>	.000	21-8	18	0	0	0	0	0	0	0	.000	0	0	5	.000	0-0	0-0	0	6	1	.857	
WAC Games	.000	4-1	2	0	0	0	0	0	0	0	.000	0	0	0	.000	0-0	0-0	0	0	0	.000	
<b>Kelli McCollister</b>	.000	31-15	11	0	0	0	0	0	0	0	.000	0	0	2	.000	0-0	0-0	3	21	1	.960	
WAC Games	.000	12-4	5	0	0	0	0	0	0	0	.000	0	0	0	.000	0-0	0-0	1	8	1	.900	
<b>Erin Horiuchi</b>	.000	38-0	3	8	0	0	0	0	0	0	.000	1	0	1	.250	0-0	4-11	0	0	0	.000	
WAC Games	.000	19-0	1	7	0	0	0	0	0	0	.000	1	0	0	.500	0-0	3-5	0	0	0	.000	
<b>Totals</b>	.215	51-51	1301	117	280	48	10	7	95	369	.284	79	18	239	.269	6-54	45-70	1043	494	85	.948	
WAC Games	.225	22-22	550	56	124	18	6	3	41	163	.296	39	10	82	.288	2-28	26-38	454	209	33	.953	
<b>Opponents</b>	.274	51-51	1388	185	381	50	10	17	162	502	.362	85	13	216	.321	8-45	58-80	1068	506	64	.961	
WAC Games	.258	22-22	600	61	155	20	4	6	54	201	.335	34	7	86	.304	3-10	21-31	450	210	30	.957	

LOB - Team (277), Opp (315). DPs turned - Team (14), Opp (14).

WAC Games - LOB - Team (123), Opp (139). DPs turned - Team (4), Opp (4).



# 2004 Pitching Statistics

## Pitching

Pitcher	ERA	W-L	APP-GS	CG	SHO	SV	IP	H	R	ER	BB	SO	2B	3B	HR	AB	B/Avg	WP	HBP	BK
<b>Carol Forbes</b>	1.87	9-19	39-32	18	2/0	1	202.2	221	89	54	29	128	31	5	6	813	.272	7	4	0
WAC Games	1.98	6-9	19-17	10	1/0	1	106.0	107	37	30	16	64	16	2	1	420	.255	4	3	0
<b>Kelli McCollister</b>	2.88	6-12	30-14	6	0/0	0	112.0	119	70	46	46	79	16	4	9	444	.268	14	8	1
WAC Games	2.43	3-3	12-4	2	0/0	0	40.1	41	19	14	16	21	3	2	4	159	.258	6	3	0
<b>Becky Roark</b>	3.61	1-4	15-5	0	0/0	0	33.0	41	26	17	10	9	3	1	2	131	.313	0	1	0
WAC Games	4.20	0-1	3-1	0	0/0	0	5.0	7	5	3	2	1	1	0	1	21	.333	0	1	0
<b>Totals</b>	2.34	16-35	51-51	24	2/0	1	347.2	381	185	116	85	216	50	10	17	1388	.274	21	13	1
WAC Games	2.17	9-13	22-22	12	1/0	1	151.1	155	61	47	34	86	20	4	6	600	.258	10	7	0
<b>Opponents</b>	1.51	35-16	51-51	30	19/4	6	356.0	280	117	77	79	239	48	10	7	1301	.215	16	18	0
WAC Games	1.73	13-9	22-22	14	5/0	2	150.0	124	56	37	39	82	18	6	3	550	.225	8	10	0

PB - Team (4), Hull 4, Opp (8). Pickoffs - Team (2), Kelley, Mo. 1, Hull 1. SBA/ATT - Hull (37-53), Forbes (32-45), McCollister (18-24), Kelley, Mo. (20-23), Roark (8-11), Anderson (1-1).

WAC Games - PB - Team (3), Hull 3, Opp (4).  
Pickoffs - Team (1), Kelley, Mo. 1.

SBA/ATT - Hull (13-19), Forbes (11-16),  
McCollister (8-12), Kelley, Mo. (8-9),  
Roark (2-3).

		Fielding Percentage									
Player	C	PO	A	E	FLD%	DPs	SBA	CSB	SBA%	PB	CI
Shannon Anderson	1	1	0	0	1.000	0	1	0	1.000	0	0
WAC Games	0	0	0	0	.000	0	0	0	---	0	0
Adrienne Hull	205	178	24	3	.985	2	37	16	.698	4	0
WAC Games	78	70	7	1	.987	0	13	6	.684	3	0
Jessica Guillen	97	90	5	2	.979	1	0	0	---	0	0
WAC Games	32	29	2	1	.969	0	0	0	---	0	0
Lindsey Allen	219	204	10	5	.977	5	0	0	---	0	0
WAC Games	126	120	4	2	.984	1	0	0	---	0	0
Courtney Lewis	73	64	7	2	.973	1	0	0	---	0	0
WAC Games	31	27	3	1	.968	1	0	0	---	0	0
Jana Arde	35	27	7	1	.971	0	0	0	---	0	0
WAC Games	24	19	4	1	.958	0	0	0	---	0	0
Carol Forbes	83	16	64	3	.964	0	32	13	.711	0	0
WAC Games	40	5	34	1	.975	0	11	5	.688	0	0
Monique Kelley	79	66	10	3	.962	0	20	3	.870	0	0
WAC Games	35	28	5	2	.943	0	8	1	.889	0	0
Kelli McCollister	25	3	21	1	.960	0	18	6	.750	0	0
WAC Games	10	1	8	1	.900	0	8	4	.667	0	0
Elisa Barrios	73	64	6	3	.959	1	0	0	---	0	0
WAC Games	36	31	3	2	.944	0	0	0	---	0	0
Kristy Ballinger	63	35	25	3	.952	0	0	0	---	0	0
WAC Games	8	5	2	1	.875	0	0	0	---	0	0
Michelle Kelley	31	16	1	2	.935	2	0	0	---	0	0
WAC Games	1	1	0	0	1.000	0	0	0	---	0	0
Stephanie Miran	14	8	5	1	.929	1	0	0	---	0	0
Danielle Eakins	102	47	47	8	.922	2	0	0	---	0	0
WAC Games	68	27	34	7	.897	2	0	0	---	0	0
Carlie Hill	212	118	77	17	.920	8	0	0	---	0	0
WAC Games	93	47	41	5	.946	2	0	0	---	0	0
Chrystal Wise	12	8	3	1	.917	0	0	0	---	0	0
WAC Games	3	2	1	0	1.000	0	0	0	---	0	0
Megan Delgado	173	50	107	16	.908	4	0	0	---	0	0
WAC Games	76	26	44	6	.921	1	0	0	---	0	0
Michelle Newbold	118	48	57	13	.890	2	0	0	---	0	0
WAC Games	35	16	17	2	.943	1	0	0	---	0	0
Becky Roark	7	0	6	1	.857	0	8	3	.727	0	0
WAC Games	0	0	0	0	.000	0	2	1	.667	0	0
Heather Lopez	0	0	0	0	.000	0	0	0	---	0	0
WAC Games	0	0	0	0	.000	0	0	0	---	0	0
Erin Horiuchi	0	0	0	0	.000	0	0	0	---	0	0
WAC Games	0	0	0	0	.000	0	0	0	---	0	0
<b>Totals</b>	1622	1043	494	85	.948	14	58	22	.725	4	0
WAC Games	696	454	209	33	.953	4	21	10	.677	3	0
<b>Opponents</b>	1638	1068	506	64	.961	14	45	25	.643	8	0
WAC Games	690	450	210	30	.957	4	26	12	.684	4	0



Date	Opponent	Score	r-h-e/r-h-e	Inns	Overall	WAC	Pitcher	Att.	Time
Feb 05, 2004	#2 California	L 0-3	0 4 1/ 3 11 1	7	0-1-0	0-0-0	Forbes (L 0-1)	-	1:30
Feb 05, 2004	#2 California	L 0-1	0 1 1/ 1 6 0	(10)	0-2-0	0-0-0	McCollister (L 0-1)	75	2:27
!Feb 07, 2004	vs #6 Alabama	L 0-2	0 4 1/ 2 4 1	7	0-3-0	0-0-0	Forbes (L 0-2)	75	1:34
!Feb 07, 2004	vs #12 Stanford	L 0-8	0 3 2/ 8 10 1	7	0-4-0	0-0-0	McCollister (L 0-2)	175	1:35
!Feb 08, 2004	vs #6 Alabama	L 0-5	0 4 4/ 5 8 1	7	0-5-0	0-0-0	Roark (L 0-1)	55	2:03
!Feb 08, 2004	at #12 Stanford	L 0-2	0-1-2/ 2 3 1	7	0-6-0	0-0-0	Forbes (L 0-3)	126	1:30
#Feb 13, 2004	at New Mexico State	W 2-1	2 5 2/ 1 3 2	7	1-6-0	0-0-0	Forbes (W 1-1)	68	2:00
#Feb 13, 2004	vs #18 Tennessee	L 3-9	3 7 5/ 9 10 0	7	1-7-0	0-0-0	Forbes (L 0-4)	75	2:00
#Feb 14, 2004	vs Boston	L 0-7	0 5 2/ 7 7 0	7	1-8-0	0-0-0	Forbes (L 0-5)	50	1:56
#Feb 14, 2004	vs Southwest Missouri	W 5-1	5 7 0/ 1 3 5	7	2-8-0	0-0-0	McCollister (W 1-2)	75	1:55
#Feb 15, 2004	vs Southwest Missouri	L 6-7	6 8 1/ 7 12 0	7	2-9-0	0-0-0	McCollister (L 1-3)	65	2:02
Feb 29, 2004	Sacramento State	L 0-2	0 3 1/ 2 6 0	7	2-10-0	0-0-0	Forbes (L 1-6)	0	1:40
Feb 29, 2004	Sacramento State	L 3-4	3 6 1/ 4 4 1	(8)	2-11-0	0-0-0	McCollister (L 1-4)	154	1:15
Mar 03, 2004	Santa Clara	L 1-7	1 5 2/ 7 17 2	7	2-12-0	0-0-0	McCollister (L 1-5)	-	2:00
Mar 03, 2004	Santa Clara	L 0-6	0 4 2/ 6 9 0	7	2-13-0	0-0-0	Forbes (L 1-7)	68	1:40
Mar 10, 2004	Notre Dame de Namur	W 2-1	2 10 0/ 1 6 3	(8)	3-13-0	0-0-0	McCollister (W 2-5)	15	2:00
\$Mar 12, 2004	vs Syracuse	L 2-3	2-6-2/3-5-4	7	3-14-0	0-0-0	Forbes (L 1-8)	105	1:44
\$Mar 12, 2004	vs Wisconsin	L 1-8	1-3-1/8-13-2	7	3-15-0	0-0-0	McCollister (L 2-6)	156	1:50
\$Mar 13, 2004	vs Santa Clara	L 0-3	0-2-3/3-9-0	7	3-16-0	0-0-0	Forbes (L 1-9)	222	1:50
\$Mar 13, 2004	vs Virginia	L 0-5	0-4-1/5-7-0	7	3-17-0	0-0-0	McCollister (L 2-7)	230	1:45
\$Mar 14, 2004	vs Sacramento State	L 2-7	2-6-1/7-11-0	7	3-18-0	0-0-0	Roark (L 0-2)	177	1:37
*Mar 21, 2004	UTEP	W 5-4	5-8-5/4-7-1	7	4-18-0	1-0-0	McCollister (W 3-7)	-	2:00
*Mar 21, 2004	UTEP	W 4-0	4-4-0/0-4-1	7	5-18-0	2-0-0	Forbes (W 2-9)	105	1:50
Mar 23, 2004	Illinois-Chicago	L 4-5	4-6-3/5-15-1	(9)	5-19-0	2-0-0	McCollister (L 3-8)	-	2:37
Mar 23, 2004	Illinois-Chicago	W 13-9	13-14-3/9-12-3	6	6-19-0	2-0-0	Forbes (W 3-9)	85	2:16
Mar 28, 2004	at Cal State Northridge	L 0-1	0-4-1/1-7-0	7	6-20-0	2-0-0	Forbes (L 3-10)	-	1:42
Mar 28, 2004	at Cal State Northridge	L 0-8	0-1-4/8-8-1	5	6-21-0	2-0-0	McCollister (L 3-9)	238	1:29
Mar 30, 2004	at Long Beach State	L 0-3	0-3-2/3-3-2	7	6-22-0	2-0-0	Roark (L 0-3)	-	1:38
Mar 30, 2004	at Long Beach State	W 7-0	7-12-1/0-3-1	7	7-22-0	2-0-0	Forbes (W 4-10)	100	1:40
Apr 06, 2004	at Saint Mary's (CA)	W 6-5	6-10-3/5-8-2	(8)	8-22-0	2-0-0	McCollister (W 4-9)	-	2:12
Apr 06, 2004	at Saint Mary's (CA)	W 4-1	4-8-0/1-6-0	7	9-22-0	2-0-0	Roark (W 1-3)	131	1:54
*Apr 08, 2004	Louisiana Tech	L 1-3	1-3-1/3-10-3	7	9-23-0	2-1-0	Forbes (L 4-11)	-	1:42
*Apr 08, 2004	Louisiana Tech	L 2-4	2-4-1/4-11-2	7	9-24-0	2-2-0	McCollister (L 4-10)	75	2:08
*Apr 10, 2004	Tulsa	L 3-7	3-10-1/7-10-0	7	9-25-0	2-3-0	Forbes (L 4-12)	-	2:00
*Apr 10, 2004	Tulsa	L 0-4	0-2-0/ 4-8-0	7	9-26-0	2-4-0	Roark (L 1-4)	111	1:45
*Apr 15, 2004	at Nevada	W 11-6	11-14-3/6-11-4	7	10-26-0	3-4-0	Forbes (W 5-12)	-	2:05
*Apr 15, 2004	at Nevada	W 3-1	3-6-2/1-5-3	7	11-26-0	4-4-0	Forbes (W 6-12)	192	2:40
*Apr 17, 2004	at #12 Fresno State	L 0-1	0-2-0/1-6-0	7	11-27-0	4-5-0	Forbes (L 6-13)	-	1:16
*Apr 17, 2004	at #12 Fresno State	L 5-6	5-9-0/6-10-1	7	11-28-0	4-6-0	McCollister (L 4-11)	1922	1:49
*Apr 24, 2004	at UTEP	W 3-1	3-8-4/1-3-0	7	12-28-0	5-6-0	Forbes (W 7-13)	-	1:53
*Apr 24, 2004	at UTEP	W 5-4	5-6-0/4-7-2	7	13-28-0	6-6-0	McCollister (W 5-11)	31	2:04
*Apr 29, 2004	#14 Fresno State	L 0-1	0-6-1/1-3-0	7	13-29-0	6-7-0	Forbes (L 7-14)	-	1:34
*Apr 29, 2004	#14 Fresno State	L 0-5	0-1-4/5-9-0	7	13-30-0	6-8-0	Forbes (L 7-15)	105	1:37
*May 01, 2004	Nevada	L 0-1	0-7-1/1-6-1	7	13-31-0	6-9-0	Forbes (L 7-16)	-	2:00
*May 01, 2004	Nevada	W 2-1	2-3-4/1-3-2	7	14-31-0	7-9-0	Forbes (W 8-16)	135	1:30
*May 07, 2004	Hawaii	L 2-3	2-6-0/3-13-0	7	14-32-0	7-10-0	Forbes (L 8-17)	-	1:55
*May 07, 2004	Hawaii	W 2-1	2-5-2/1-4-1	7	15-32-0	8-10-0	Forbes (W 9-17)	87	1:48
*May 08, 2004	Hawaii	W 5-1	5-6-2/1-7-3	7	16-32-0	9-10-0	McCollister (W 6-11)	-	1:45
*May 08, 2004	Hawaii	L 1-3	1-3-1/3-8-4	7	16-33-0	9-11-0	Forbes (L 9-18)	135	1:46
*May 15, 2004	at Louisiana Tech	L 1-2	1-5-0/2-7-1	(8)	16-34-0	9-12-0	Forbes (L 9-19)	0	1:48
*May 15, 2004	at Louisiana Tech	L 1-2	1-6-1/2-3-1	7	16-35-0	9-13-0	McCollister (L 6-12)	205	1:32

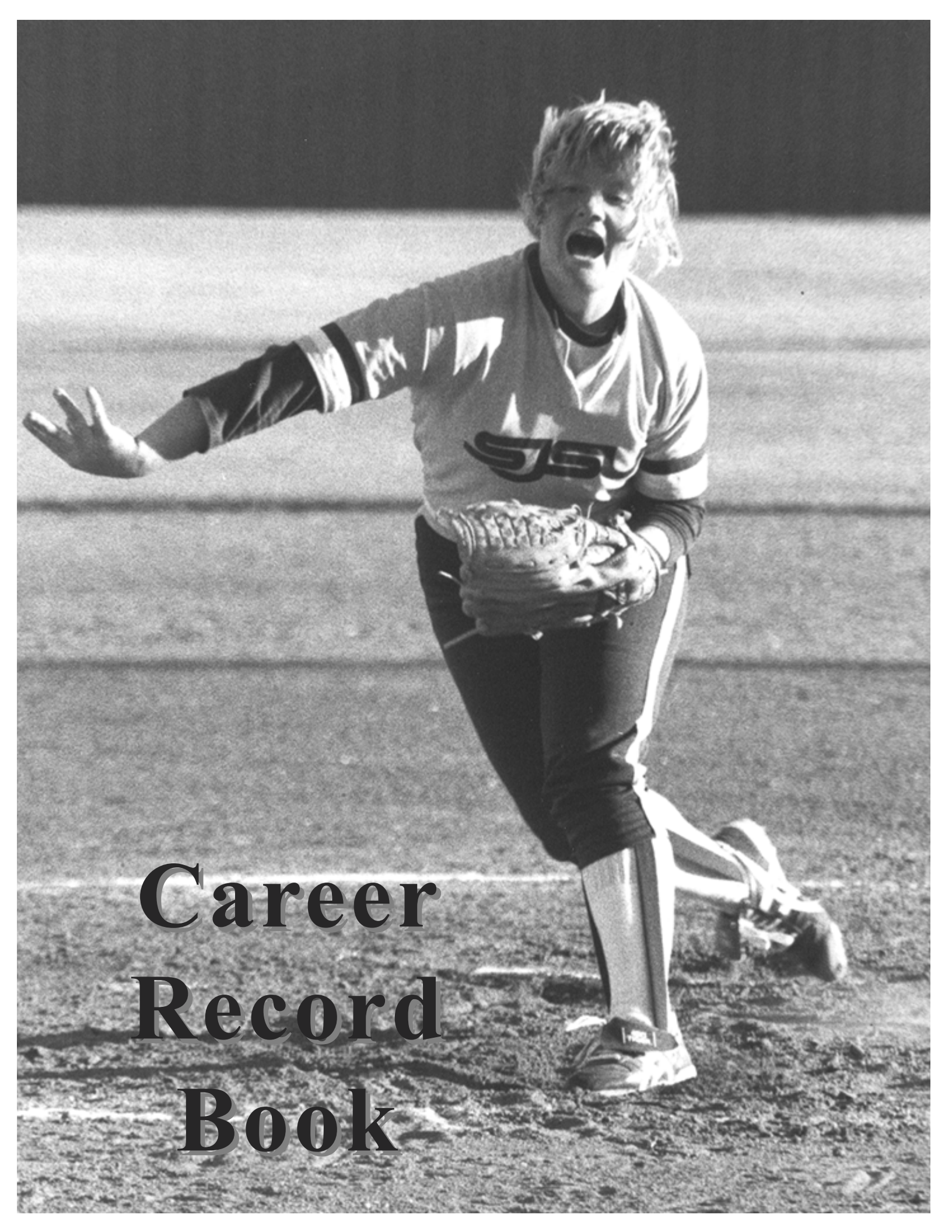
\* = WAC game

! - Stanford Classic

# - New Mexico State Tournament

\$ - NIST, Sunnyvale, Calif.

() extra inning game



**Career  
Record  
Book**





PLAYER	YEARS		
Julianne Aiello	2009-10	Shannon Galloway	1988-89
Candice Akin	1999-2003	Alexandria Galusha	2008-09
Christine Akin	2000-01	BranDee Garcia	2010
Lindsey Allen	2004-05	Maya Garcia	1996-99
Jennifer Ames	2008, 10	Katie Gomes	2000-01
Shannon Anderson	2002-05	Miranda Gonzales	2002-03
Gina Aning	1986	Rosie Gonzalez	1992
Jana Arde	2002-05	Kim Green	1986-87
Laurie Arvin	1988	Jessica Guillen	2003-06
Alanna Aweau	2008	Tina Hackett	1998
Rosalind Badger	1989-91	Tara Hall	2002-03
Denise Bailey	1993-95	Dianna (Efthimos) Harrison	1986
Mallory Bair	2009-10	Kelly Harrison	2006-07
Becca Baldrige	1999, 01-03	Natasha Hawkins	2007-10
Kristy Ballinger	2004-06	Kayla Hayes	2008-10
Amber Barnes	1998	Misty Henry	1991
Elisa Barrios	2002-05	Dawn Hilgenberg	1986-88
Roxanne Bejarano	2007-08	Carlie Hill	2003-06
Julie Bent	1990	Erin Horiuchi	2004
Kim Bentley	1999-2000	Adrienne Hull	2003-05
Lynn Boskie	1987	Kasey Igarta	2005-08
Andrea Bott	2009-10	Jaclyn Imhof	2010
Holly Brink	1992-95	Yolanda Inda	1997-98
Dannielle Brown	2006-08, 10	Michelle Irvine	1986
Joyce Brune	1988	Lindsy Jarrell	1995-98
Sharon (Cafini) Neihoff	1987-90	Jackie Jimenez	2000-01
Kat Castro	2005	Alicia Johnson	1998
Vanessa Chagoya	2006-09	Kim Johnson	1990-92
Kelly Clark	1992-95	Kara Kanney	1996-98, 00
Tara Clark	1997	Ariana Kechriotis	1996-99
Markesha Collins	2010	Michelle Kelley	2004-05
Kelly Conrardy	1987	Monique Kelley	2004-05
Jenny Cook	1990-93	Karla Knicely	1992
Anita Connor	1998	Shannon Krein	2007
Tiffany Cornelius	1987-90	Justine Kunkel	2007
Sarah Coughlin	1995-98	Annissa Lagos	2008
Tanisha Crawford	2003, 05-06	Angie (Laolagi) McCraig	1987-89
Shelby Cromer	1996-97	Christine Lavery	2003
Peggy Cuppy	1986	Courtney Lewis	2003-07
Gale (Dean) Andaluz	1986-89	Lindsay Lewis	1996-99
Megan Delgado	2003-04	Paula Lewis	1989-92
Nikki Dequin	1998-99	Corina Lilly	1994-98
Jill Dolce	1987-88	Dianna Lilly	1999-02
Beckie Doremus	1994	Breanna Lopez	2009-10
Patty Duke	1986	Heather Lopez	2003-05
Danielle Eakins	2003-06	Tracy Lopez	1991-92
Asia Easley	1998-2001	Ursula Lopez	2009-10
Jennifer Ellinger	1998	Nicole Luna-Pickens	2006-07
Leann Emery	1988-91	Lorena Martinez	2005-07
Christy Eustice	1987-89	Pat Martinez	1993-96
Monica Facio	2001	Tomiko Matsuno	2007
Kelli Fangonilo	2008-10	Deanna Mauer	2008-09
Regina Farfan	2006	Ali McCargo	1986
Brianna Ferguson	2002	Kelli McCollister	2003-04
Sharel Fernandez	1986	Brittany McConnell	2006-08, 10
Lisa Ferrante	1986-87	Jen McMillen	1992-94
Tiffany Finlay	2002	Stefanie McMinn	2002-03
Krysha Fitzgerald	2009-10	Becky Mendez	1999-00
Lauren Flores	2008	Stephanie Mendoza	1988-90
Carol Forbes	2002-05	Jane Meneses	1989-90
Kirsten Foster	1998-01	Kristine Miles	2006-07
Elyssa Fox	2009-10	Stephanie Miran	2003
Cheryl Freitas	2010	Michelle Morga	1996-99
Paula Frueh	1993-94	Heather Morgan	2003
		Laurie Morgenthal	1988
		Tricia Morse	1993-94
		Kelli Moulden	1986-89
		Alissa Murphy	2008-09
		Chris (Berti) Nestor	1986-87
		Michelle Newbold	2004-05
		Janielle Nickles	2005
		Nicole Nunes	1997
		Cindy Oliver	1992-93
		Morgan Otto	2009-10
		Elizabeth Perez	2007-08
		Amy Phillips	1994-95
		Nicole Phillips	1999
		Dena Pitts	1994
		Cami Pogue	1986-88
		Jena Porto	1995-96
		Amanda Pridmore	2009-10
		Valeri Quintero	1994-97
		Sabrina Quintero	1997-99, 01
		Megan Rabin	1996
		Veronica Ramos	2000-03
		Brooke Reed	2000
		Tracy Reed	1995
		Karlie Reiss	2001-02
		Janice Richner	1988-91
		Becky Roark	2004
		Tina Roberts	1988-89
		Elizabeth Robertson	2007-09
		Tami Rudd	1988-91
		Victoria Ruelas	1995-97
		Gina Saldaña	2000-01
		Marissa Sandez	2003
		Amanda Schatz	2009
		Lauren Shanks	2009-10
		Suzy Sheets	1987-88
		Heather Sindlinger	2000-01
		Sarah Smith	2005-08
		Roxanne Staniorski	2000-01
		Alex Stange	2009-10
		Laura Stankovich	1991-92
		Darcy Stapley	1989-92
		Alyssa Sulay	2007-10
		Sarah Taniyama	2008-09
		Jackie Tawney	1991-94
		Jill Tawney	1994-97
		Sarah Taylor	2006-10
		Jennifer Tyler	1999-2000
		Jen Vandenberg	1994-95
		Vivian Villa	1993-94
		Ashley Wagner	2008
		Lisa Wagner	1986
		Trina (Walsh) Harvey	1990-93
		Amy Walter	2000-01
		Lisa Wehren	1990-93
		Nicole Wells	2008-09
		Jennifer Whelen	1997
		Devyn Whitcanack	1998-99
		Mandy Winkley	2006-07
		Chyrstal Wise	2004-06
		Noleana Woodard	1989-93
		Mitzi Zenger	1990-93
		Niki Zenger	1998
		Stephanie Ziemann	2010



# Spartan Honors

## ALL-AMERICA

1992 Jackie Tawney, 3B, Third Team  
 1992 Noleana Woodard, OF, Third Team  
 1990 Sharon Cafini, OF, Third Team

## GTE/CoSIDA ACADEMIC ALL-AMERICA

1991 Roz Rios, 2B, Third Team  
 1990 Roz Rios, 2B, Second Team

## CoSIDA ACADEMIC ALL-DISTRICT

2007 Kelly Harrison, P, Second Team  
 2006 Courtney Lewis, UT, First Team  
 Carlie Hill, INF, Second Team  
 2003 Tara Hall, 2B  
 1997 Victoria Ruelas, 3B  
 1991 Roz Rios, 2B  
 1990 Roz Rios, 2B

## NSCA ACADEMIC ALL-AMERICA

1993 Lisa Wehren, P  
 1991 Roz Rios, 2B  
 Lisa Wehren, P  
 Jenny Cook, OF  
 Tami Rudd, C

## ACADEMIC All-WAC

2010 Julianne Aiello, INF  
 Cheryl Freitas, INF/OF  
 BranDee Garcia, INF/OF  
 Breanna Lopez, C/DP  
 Amanda Pridmore, P  
 Lauren Shanks, OF  
 2009 Julianne Aiello, INF  
 Andrea Bott, OF  
 Kayla Hayes, OF  
 Breanna Lopez, C  
 Amanda Pridmore, P  
 Alyssa Murphy, OF  
 2008 Kayla Hayes, OF  
 Roxanne Bejarano, P  
 Kasey Igarta, INF  
 2007 Roxanne Bejarano, P  
 Kelly Harrison, P  
 Kasey Igarta, INF  
 Kristine Miles, INF  
 Elizabeth Robertson, INF

2005 Mandy Winkley, UT  
 Kristy Ballinger, INF  
 Elisa Barrios, OF  
 Monique Kelley, C  
 Courtney Lewis, OF  
 Michelle Newbold, 2B  
 2004 Elisa Barrios, OF  
 Monique Kelley, C  
 Courtney Lewis, OF  
 2003 Elisa Barrios, OF  
 Tara Hall, 2B  
 Courtney Lewis, OF  
 2002 Elisa Barrios, OF  
 Brianne Ferguson, P  
 Tara Hall, 2B  
 Dianna Lilly, 1B  
 2001 Dianna Lilly, 1B  
 2000 Kim Bentley, OF  
 Dianna Lilly, INF  
 1999 Kim Bentley, OF  
 Nikki Dequin, OF  
 1998 Nikki Dequin, OF  
 1997 Victoria Ruelas, SS

## NCAA ALL-WEST REGION

2005 Elisa Barrios, OF, First Team  
 1996 Pat Martinez, OF, Second Team  
 1995 Pat Martinez, OF, Second Team  
 Victoria Ruelas, 3B, Second Team  
 1994 Pat Martinez, OF, First Team  
 1993 Jackie Tawney, 3B, First Team  
 Noleana Woodard, OF, Second Team  
 Pat Martinez, OF, Second Team  
 1992 Jackie Tawney, 3B, First Team  
 Noleana Woodard, OF, First Team  
 1990 Sharon Cafini, OF, First Team  
 Darcy Stapley, OF, Second Team  
 1989 Janice Richner, OF, First Team  
 Noleana Woodard, DP, Second Team  
 Tiffany Cornelius, SS, Second Team  
 Angie Laolagi, 1B, Second Team



## All-WAC

2010	Julianne Aiello, 2B, Second Team Brittany McConnell, C, Second Team
2009	Sarah Taylor, OF, Second Team
2008	Sarah Taylor, OF, Second Team
2007	Liz Perez, OF, First Team
2006	Courtney Lewis, UT, First Team Mandy Winkley, OF, Second Team Carlie Hill, 1B, Second Team At-Large
2005	Carol Forbes, P, Second Team Elisa Barrios, OF, At-Large
2004	Carlie Hill, SS, Second Team
2003	Becca Baldrige, OF, Second Team
2002	Veronica Ramos, 3B, Second Team
2001	Veronica Ramos, 3B, Second Team Roxanne Staniorski, C, Second Team Amy Walter, UT, Second Team
2000	Jackie Jimenez, OF, First Team Kim Bentley, OF, First Team Roxanne Staniorski, C, Second Team
1998	Jen Ellinger, DP, Second Team
1997	Maya Garcia, OF, Second Team

## All-BIG WEST

1996	Pat Martinez, OF, First Team Valeri Quintero, 2B, Second Team
1995	Pat Martinez, OF, Second Team
1994	Jackie Tawney, 3B, First Team Pat Martinez, OF, First Team
1993	Jackie Tawney, 3B, First Team Noleana Woodard, OF, First Team Pat Martinez, OF, Honorable Mention
1992	Jackie Tawney, 3B, First Team Noleana Woodard, OF, First Team Darcy Stapley, OF, Second Team
1991	Noleana Woodard, OF, Second Team Roz Rios, 2B, Honorable Mention
1990	Sharon Cafini, OF, First Team Trina Walsh, DP, Second Team Lisa Wehren, P, Honorable Mention
1989	Janice Richner, OF, First Team Noleana Woodard, DP, First Team Tiffany Cornelius, SS, Second Team Angie Laolagi, 1B, Second Team Gale Dean, P, Honorable Mention
1988	Tiffany Cornelius, 3B, Second Team
1987	Lisa Ferrante, OF, Second Team

## WAC FRESHMAN OF THE YEAR

2000	Jackie Jimenez
------	----------------

## WAC COACH OF THE YEAR

2006	Dee Dee Enabenter-Omidiji
------	---------------------------

## BIG WEST COACH OF THE YEAR

1989	Kathy Strahan
------	---------------

## PLAYERS OF THE WEEK

2010	Jennifer Ames – March 1 Kelli Fagonilo – March 8
2006	Kelly Harrison – February 13 Courtney Lewis – March 27 Mandy Winkley – April 10 Mandy Winkley – April 24
2005	Carol Forbes – May 16 Carlie Hill – May 16 Carol Forbes – April 11 Elisa Barrios – March 21 Carol Forbes – March 6 Carol Forbes – February 21
2003	Carol Forbes - April 7 Carol Forbes - March 17 Becca Baldrige - February 17
2002	Carol Forbes - March 11 Veronica Ramos - April 8 Brianna Ferguson - May 13
2001	Amy Walter - February 12 Veronica Ramos - March 12 Sabrina Quintero - March 19
2000	Kara Kanney - March 13 Roxanne Staniorski - February 21
1999	Nicole Phillips – March 8
1998	Corina Lilly, Kara Kanney - May 11
1995	Pat Martinez - March 27
1994	Dena Pitts, Jackie Tawney - April 11
1993	Jackie Tawney - March 30
1992	Noleana Woodard - May 11 Anne Walsh, Jackie Tawney - March 16
1991	Noleana Woodard - April 22
1990	Roz Rios - May 7 Sharon Cafini - April 30



## Individual Records

### HITTING

#### GAMES

Season 69 Four Players  
 Career 247 Veronica Ramos, 2000-03

#### BATTING AVERAGE

Season .408 Victoria Ruelas, 1997 (80 x 196)  
 Career .353 Victoria Ruelas, 1995-97 (195-552)

#### AT BATS

Game 7 Sarah Taylor, vs. Nevada, 5/2/09  
 7 Sharon Cafini, vs. Long Beach State, 4/9/90  
 7 Darcy Stapley, vs. UNLV, 4/17/92  
 7 Jackie Tawney, vs. UNLV, 4/17/92  
 Season 221 Pat Martinez, 1994  
 Career 768 Pat Martinez, 1993-96

#### RUNS

Game 4 Courtney Lewis, vs. Louisiana Tech, 5/14/05  
 Season 46 Courtney Lewis, 2005  
 Career 117 Pat Martinez, 1993-96

#### HITS

Game 4 Several players  
 Season 83 Pat Martinez, 1994  
 Career 266 Pat Martinez, 1993-96

#### DOUBLES

Game 2 Several players  
 Season 17 Kelli Fangonilo, 2010  
 Career 42 Veronica Ramos, 2000-03

#### TRIPLES

Game 2 Several players  
 Season 12 Angie Laolagi, 1989  
 Career 22 Pat Martinez, 1993-96  
 22 Angie Laolagi, 1987-89

#### HOME RUNS

Game 2 Brittany McConnell, vs. N. Colorado, 2/27/2010  
 2 Brittany McConnell, vs. Utah State, 4/4/2008  
 2 Brittany McConnell, vs. New Mexico St., 4/26/2008  
 2 Brittany McConnell, vs. Dartmouth, 3/4/2007  
 2 Jessica Guillen, vs. Fresno State, 5/5/2006  
 2 Kara Kanney, vs. Santa Clara, 4/6/2000  
 2 Kara Kanney, vs. San Francisco State, 2/15/2000  
 2 Anita Connor, vs. Saint Mary's, 4/28/98  
 2 Sharon Cafini, vs. USF, 3/4/88  
 Season 13 Brittany McConnell, 2008  
 Career 27 Brittany McConnell, 2006-09  
 27 Kara Kanney, 1996-00

#### RUNS BATTED IN

Game 8 Brittany McConnell, vs. New Mexico St., 4/26/2008  
 Season 51 Brittany McConnell, 2008  
 Career 119 Brittany McConnell, 2006-09

### STOLEN BASES

Game 3 Six players  
 Season 30 Noleana Woodard, 1989  
 Career 80 Noleana Woodard, 1989-93

### SACRIFICES

Game 3 Jill Tawney, vs. UNLV, 4/3/96  
 3 Christy Eustice, vs. Cal Poly SLO, 2/27/88  
 3 Holly Brink, vs. Santa Clara, 2/26/95  
 Season 24 Rosalind Badger, 1989  
 Career 57 Michelle Morga, 1996-99

### WALKS

Game 4 Natasha Hawkins, vs. Louisiana Tech, 5/12/2010  
 Season 30 Brittany McConnell, 2010; Kasey Igarta, 2007  
 Career 80 Kara Kanney, 1996-2000

### STRIKEOUTS

Game 4 Rosie Gonzalez, vs. Sacramento State, 4/15/92

### EXTRA-BASE HITS

Game 3 Brittany McConnell, vs. Utah State, 4/4/08 (2-HR, 1-2B)  
 3 Courtney Lewis, vs. Saint Mary's, 2/10/06 (2-2B, 1-3B)  
 3 Pat Martinez, vs. Cal State Fullerton, 4/7/95 (2-2B, 1-HR)  
 3 Angie Laolagi, vs. Fresno State, 5/4/87 (2-2B, 1-3B)

### PITCHING

#### EARNED RUN AVERAGE

Season 0.77 Gale Dean, 1988  
 Career 1.15 Anne Walsh, 1992  
 1.18 Gale Dean, 1986-89

#### WINS

Season 25 Carol Forbes, 2005  
 Career 56 Corina Lilly, 1994-98

#### SAVES

Season 5 Carol Forbes, 2005  
 5 Courtney Lewis, 2003  
 Career 8 Carol Forbes, 2002-05

#### SHUTOUTS

Season 13 Carol Forbes, 2005  
 Career 28 Carol Forbes, 2002-05

#### COMPLETE GAMES

Season 34 Carol Forbes, 2005  
 Career 94 Gale Dean, 1986-89

#### INNINGS PITCHED

Game 14 Amanda Pridmore, 2009  
 Season 283.1 Carol Forbes, 2005  
 Career 935.1 Carol Forbes, 2002-05



## STRIKEOUTS

<b>Game</b>	15	Deanna Mauer, vs. Saint Mary's, 2/23/08
<b>Season</b>	230	Carol Forbes, 2005
<b>Career</b>	644	Carol Forbes, 2002-05

## NO-HITTERS

<b>Season</b>	2	Courtney Lewis, vs. Grambling, 6-0, 2005 Courtney Lewis, vs. St. Francis, 9-0, 2005
	1	Carol Forbes, vs. Louisiana Tech, 4-0, 2005
	1	Kat Castro, vs. Grambling, 6-0, 2005
	1	Carol Forbes, vs. Menlo, 9-0, 2003
	1	Amy Phillips, vs. Stanford, 16-0, 1994
	1	Trina Walsh, vs. Stanford, 10-0, 1992
	1	Dawn Hilgenberg, vs. S.F. State, 3-0, 1986
	1	Gale Dean, vs. Chico State, 3-0, 1987
	1	Leann Emery, vs. St. Mary's, 10-0, 1991
	1	Mitzi Zenger, vs. Stanford, 19-0, 1993
<b>Career</b>	2	Carol Forbes, 2002-05
	2	Courtney Lewis, 2003-05

## PERFECT GAME

### Season & Career

1	Carol Forbes, vs. Louisiana Tech, 4-0, Feb. 18, 2005
---	--

## Team Records

### Single Game Records

#### HITTING

At-Bats	54, vs. UNLV, 4/17/92
Runs	16, vs. Northern Colorado, 2/27/10; vs. Stanford, 2/13/94
Hits	18, vs. Oregon, 3/26/86
Runs Batted In	16, vs. Northern Colorado, 2/27/10
Doubles	5, vs. Northern Colorado, 2/13/10; vs. Seattle, 2/13/10; vs. Grambling State, 2/17/05; vs. Illinois-Chicago, 3/23/04; vs. San Francisco State, 2/6/02; vs. Portland State, 4/15/2000; vs. California, 2/2/97
Triples	4, vs. Oregon, 3/26/86, vs. Cal Poly SLO, 2/27/88 vs. Stanford, 4/14/93, vs. Tulsa, 5/10/97
Home Runs	4, vs. Saint Mary's, 3/13/10; vs. New Mexico State, 4/26/08 vs. Utah State, 4/4/08, vs. San Francisco State, 2/15/2000
Walks	11, vs. Utah State, 4/5/08
Strikeouts	16, vs. Iowa, 3/11/07
Stolen Bases	8, Delaware, 2/26/05
Sacrifices	6, vs. Central Michigan, 3/17/89; vs. Cal Poly SLO, 2/27/88; vs. Texas Tech, 3/18/98
Extra-base hits	8, vs. Utah State, 4/4/08

#### PITCHING

Innings pitched	15, vs. UNLV, 4/17/92
Batters struckout	15, vs. Saint Mary's, 2/23/08

## Season Records

### HITTING

Games	69, 2002, 1994
Wins	36, 1989, 2005
Losses	47, 1999
Winning Percentage	.590 (36-25), 2005
Winning Streak	11 (Feb. 26-Mar. 15, 1992)
Losing Streak	13 (4/01-2/02)
Longest Game (time)	3:32, vs. UNLV, April 17, 1992
Longest Game (innings)	15, vs. UNLV, April 17, 1992
Hitting Streak	17 games, Pat Martinez, 1995 season
Batting Average	.284, 2010
Slugging Percentage	.417, 2010
On Base Percentage	.371, 2010
At Bats	1,757, 1994
Runs	304, 2010
Hits	475, 1994
Doubles	88, 2010
Triples	33, 1986
Home Runs	38, 2010
Runs Batted In	263, 2010
Total Bases	685, 2010
Walks	206, 2010
Hit By Pitch	30, 2010
Stolen Bases	78, 1993 & 2010
Sacrifices	105, 1988

### PITCHING

Earned Run Average	1.08, 1992
Wins	36, 1989, 2005
Saves	6, 2001, 2003 & 2005
Complete Games	53, 1987
Shutouts	22, 2005
Innings Pitched	463.2, 2002
Strikeouts	316, 2008
Wild Pitches	65, 1999

No-Hitters	3, 2005
Perfect Game	1, 2005

### FIELDING

Fielding Percentage	.968, 2001
Chances	2190, 1989
Putouts	1391, 2002
Assists	765, 1989
Errors	115, 1989
Double Plays Turned	28, 1990
Passed Balls	23, 1997



# Single Season Leaders

## BATTING AVG (min. 2 AB/team game)

1. .408	Victoria Ruelas	1997
2. .390	Elisa Barrios	2005
3. .380	Courtney Lewis	2005
4. .376	Pat Martinez	1994
5. .364	Kelli Fangonilo	2010
6. .358	Pat Martinez	1996
7. .354	Liz Perez	2007
8. .348	Julianne Aiello	2010
.348	Victoria Ruelas	1995
10. .345	Noleana Woodard	1989

## SLUGGING PERCENTAGE

1. .605	Elisa Barrios	2005
2. .602	Kara Kanney	2000
3. .575	Brittany McConnell	2008
4. .572	Kelli Fangonilo	2010
5. .566	Victoria Ruelas	1997
6. .553	Anita Connor	1998
7. .545	Kara Kanney	1998
8. .541	Pat Martinez	1996
9. .536	Brittany McConnell	2010
10. .525	Pat Martinez	1994

## ON-BASE PERCENTAGE

1. .443	Liz Perez	2007
2. .434	Kelli Fangonilo	2010
3. .431	Victoria Ruelas	1997
4. .424	Pat Martinez	1996
5. .420	Courtney Lewis	2005
6. .419	Kara Kanney	2000
7. .416	Natasha Hawkins	2010
8. .414	Juliann Aiello	2010
.414	Brittany McConnell	2010
10. .410	Pat Martinez	1994

## GAMES PLAYED

1. 69	Elisa Barrios	2002
69	Jackie Tawney	1994
69	Pat Martinez	1994
69	Kelly Clark	1994
5. 68	Karlie Reiss	2002
68	Tricia Morse	1994
68	Holly Brink	1994
8. 67	Dianna Lilly	2002
67	Becca Baldrige	2001
67	Katie Gomes	2001
67	Roxanne Staniorski	2001
67	Denise Bailey	1994

## AT BATS

1. 221	Pat Martinez	1994
2. 219	Pat Martinez	1995

3. 213	Jackie Tawney	1994
4. 212	Valeri Quintero	1995
5. 210	Darcy Stapley	1990
6. 208	Sarah Taylor	2008
7. 206	Noleana Woodard	1989
8. 205	Courtney Lewis	2005
205	Becca Baldrige	2002
10. 204	Valeri Quintero	1997

## RUNS

1. 46	Courtney Lewis	2005
2. 44	Kelli Fangonilo	2010
44	Alyssa Sulay	2010
4. 43	Noleana Woodard	1989
5. 42	Kelli Fangonilo	2008
42	Valeri Quintero	1997
7. 41	Sarah Taylor	2008
8. 40	Liz Perez	2008
40	Elisa Barrios	2005
10. 39	Valeri Quintero	1996

## HITS

1. 83	Pat Martinez	1994
2. 80	Victoria Ruelas	1997
3. 78	Courtney Lewis	2005
4. 76	Elisa Barrios	2005
5. 72	Pat Martinez	1995
6. 71	Noleana Woodard	1989
7. 70	Victoria Ruelas	1995
70	Jackie Tawney	1994
9. 68	Kelli Fangonilo	2010
10. 66	Roz Rios	1990

## RUNS BATTED IN

1. 51	Brittany McConnell	2008
2. 47	Brittany McConnell	2010
3. 42	Victoria Ruelas	1997
4. 39	Elisa Barrios	2005
5. 37	Carlie Hill	2005
6. 36	Pat Martinez	1996
7. 34	Kelli Fangonilo	2008
34	Brittany McConnell	2007
9. 33	Sarah Taylor	2008
10. 32	Kayla Hayes	2008

## DOUBLES

1. 17	Kelli Fangonilo	2010
2. 16	Elisa Barrios	2005
3. 14	Veronica Ramos	2002
14	Kara Kanney	1998
14	Pat Martinez	1996
6. 13	Veronica Ramos	2000
7. 12	Sarah Taylor	2010

12	Kelli Fangonilo	2009
12	Brittany McConnell	2006
12	Pat Martinez	1994

## TRIPLES

1. 12	Angie Laolagi	1989
2. 10	Valeri Quintero	1997
3. 9	Pat Martinez	1994
9	Lisa Ferrante	1986
5. 8	Valeri Quintero	1996
6. 7	Sarah Taylor	2009
7. 6	Jana Arde	2005
6	Maya Garcia	1997
6	Pat Martinez	1996
6	Sharon Cafini	1990
6	Angie Laolagi	1988
6	Cami Pogue	1986

## HOME RUNS

1. 13	Brittany McConnell	2008
2. 11	Kara Kanney	2000
3. 8	Brittany McConnell	2010
4. 7	Brittany McConnell	2007
7	Mandy Winkley	2006
7	Anita Connor	1998
7. 6	Kelli Fangonilo	2010
6	Sarah Smith	2007
6	Elisa Barrios	2005
6	Jenn Ellinger	1998
6	Kara Kanney	1998

## TOTAL BASES

1. 118	Elisa Barrios	2005
2. 116	Pat Martinez	1994
3. 111	Victoria Ruelas	1997
4. 107	Kelli Fangonilo	2010
107	Brittany McConnell	2008
6. 97	Courtney Lewis	2005
7. 95	Pat Martinez	1995
8. 93	Victoria Ruelas	1995
9. 91	Sharon Cafini	1990
10. 90	Angie Laolagi	1989

## WALKS

1. 30	Brittany McConnell	2010
30	Kasey Igarta	2007
3. 28	Kara Kanney	2000
4. 27	Veronica Ramos	2002
5. 24	Natasha Hawkins	2010
6. 22	Kelli Fangonilo	2010
22	Jen VanDenBerg	1995
22	Tami Rudd	1991
9. 20	Miranda Gonzales	2003

# Single Season Leaders



20	Veronica Ramos	2003
20	Amy Walter	2000
20	Kara Kanney	1997
20	Kelly Clark	1995
20	Angie Laolagi	1989

## HIT BY PITCH

1.	9	Kayla Hayes	2008
	9	Becca Baldrige	2001
3.	7	Kasey Igarta	2005
	7	Veronica Ramos	2003
5.	6	Urusla Lopez	2009
	6	Kelli Fangonilo	2008
	6	Dannielle Brown	2007
	6	Ariana Kechriotis	1999
	6	Noleana Woodard	1992
9.	5	Natasha Hawkins	2007
	5	Brittany McConnell	2006
	5	Danielle Eakins	2006
	5	Veronica Ramos	2002

## SACRIFICES

1.	24	Roz Rios	1989
2.	21	Michelle Morga	1998
3.	20	Tiffany Cornelius	1990
4.	19	Christy Eustice	1988
	19	Roz Rios	1991
6.	18	Michelle Morga	1997
7.	17	Amy Walter	2000
	17	Jackie Tawney	1993
	17	Tiffany Cornelius	1988
10.	16	Amy Walter	2001
	16	Michelle Morga	1999
	16	Maya Garcia	1998
	16	Janice Richner	1990

## STOLEN BASES

1.	30	Noleana Woodard	1989
2.	21	Alyssa Sulay	2010
	21	Noleana Woodard	1993
4.	18	Sarah Taylor	2009
	18	Elisa Barrios	2005
	18	Jackie Tawney	1994
7.	17	Liz Perez	2007
	17	Jackie Tawney	1993
	17	Darcy Stapley	1992
10.	16	Courtney Lewis	2005
	16	Valeri Quintero	1994

## PITCHING

### ERA (min. 100 IP)

1.	0.77	Gale Dean	1988
2.	0.80	Mitzi Zenger	1992
3.	0.94	Gale Dean	1989
4.	1.00	Lisa Wehren	1990
5.	1.02	Gale Dean	1986
6.	1.09	Leann Emery	1991
7.	1.12	Lisa Wehren	1992
	1.12	Leann Emery	1990
9.	1.15	Anne Walsh	1992
10.	1.44	Carol Forbes	2003

### Lowest opponent batting avg. (min 100 IP)

1.	.026	Sabrina Quintero	1997
2.	.195	Gale Dean	1988
3.	.200	Gale Dean	1986
4.	.213	Sabrina Quintero	2001
5.	.215	Carol Forbes	2005
6.	.218	Carol Forbes	2003
7.	.222	Dawn Hilgenberg	1986
8.	.232	Courtney Lewis	2006
9.	.236	Sabrina Quintero	1999
10.	.238	Sabrina Quintero	1998

### Fewest walks allowed/7 inn game (min. 75 IP)

1.	0.53	Leann Emery	1990
2.	0.63	Dawn Hilgenberg	1986
3.	0.88	Christine Akin	2000
4.	0.90	Leann Emery	1989
5.	0.91	Brooke Reed	2000
6.	0.92	Gale Dean	1986
7.	0.94	Carol Forbes	2005
8.	1.00	Carol Forbes	2004
9.	1.02	Carol Forbes	2003
10.	1.02	Tina Roberts	1988

## WINS

1.	25	Carol Forbes	2005
2.	22	Gale Dean	1989
3.	19	Carol Forbes	2003
4.	18	Amanda Pridmore	2010
	18	Corina Lilly	1995
6.	15	Roxanne Bejarano	2007
	15	Carol Forbes	2002
8.	14	Corina Lilly	1994
9.	13	Deanna Mauer	2008
	13	Corina Lilly	1996
	13	Lisa Wehren	1990
	13	Leann Emery	1989

## SAVES

1.	5	Carol Forbes	2005
	5	Courtney Lewis	2003
3.	4	Amanda Pridmore	2010
4.	3	Amanda Pridmore	2009
	3	Roxanne Bejarano	2007
	3	Sabrina Quintero	2001
	3	Lisa Wehren	1993
	3	Anne Walsh	1992
9.	2	Kelly Harrison	2006
	2	Candice Akin	2001

## APPEARANCES

1.	52	Carol Forbes	2002
2.	51	Carol Forbes	2005
3.	44	Corina Lilly	1995
4.	43	Sabrina Quintero	2001
5.	42	Carol Forbes	2003
6.	41	Deanna Mauer	2008
7.	40	Amanda Pridmore	2010
8.	39	Carol Forbes	2004
	39	Gale Dean	1989
10.	38	Amanda Pridmore	2009
	38	Roxanne Bejarano	2007
	38	Sabrina Quintero	1997

## GAMES STARTED

1.	39	Carol Forbes	2005
2.	34	Gale Dean	1989
3.	33	Deanna Mauer	2008
	33	Corina Lilly	1995
5.	32	Carol Forbes	2004
	32	Carol Forbes	2002
7.	30	Amanda Pridmore	2010
	30	Brianne Ferguson	2002
9.	29	Carol Forbes	2003
	29	Gale Dean	1987

## COMPLETE GAMES

1.	34	Carol Forbes	2005
2.	28	Corina Lilly	1996
	28	Corina Lilly	1995
	28	Gale Dean	1989
5.	27	Gale Dean	1987
6.	26	Dawn Hilgenberg	1987
7.	21	Roxanne Bejarano	2007
	21	Sabrina Quintero	2001
	21	Lindsay Jarrell	1996
	21	Corina Lilly	1994
	21	Gale Dean	1986



# Single Season Leaders

## INNINGS PITCHED

1.	283.1	Carol Forbes	2005
2.	250.1	Carol Forbes	2002
3.	237.1	Gale Dean	1989
4.	235.1	Corina Lilly	1995
5.	209.1	Gale Dean	1987
6.	207.2	Amanda Pridmore	2010
7.	205.1	Corina Lilly	1996
8.	202.2	Carol Forbes	2004
9.	200.2	Sabrina Quintero	2001
10.	199.2	Deanna Mauer	2008

## STRIKEOUTS

1.	230	Carol Forbes	2005
2.	173	Deanna Mauer	2008
3.	169	Sabrina Quintero	2001
4.	158	Carol Forbes	2003
5.	151	Amanda Pridmore	2010
6.	150	Roxanne Bejarano	2007
7.	142	Sabrina Quintero	1999
8.	128	Carol Forbes	2004
	128	Carol Forbes	2002
10.	113	Kelli McCollister	2003

## STRIKEOUTS/7 INNINGS

1.	6.11	Sabrina Quintero	1999
2.	6.07	Deanna Mauer	2008
3.	5.98	Kelli McCollister	2003
4.	5.97	Courtney Lewis	2006
5.	5.90	Sabrina Quintero	2001
6.	5.82	Roxanne Bejarano	2008
7.	5.68	Carol Forbes	2005
8.	5.64	Roxanne Bejarano	2007
9.	5.56	Carol Forbes	2003
	5.56	Anne Walsh	1992

## SHUTOUTS

1.	13	Carol Forbes	2005
2.	9	Gale Dean	1990
3.	8	Corina Lilly	1994
4.	7	Carol Forbes	2003
	7	Candice Akin	2001
	7	Sabrina Quintero	2001
	7	Corina Lilly	1995
8.	6	Carol Forbes	2002
	6	Trina Walsh	1993
	6	Lisa Wehren	1993
	6	Lisa Wehren	1990
	6	Mitzi Zenger	1992

## WILD PITCHES

1.	24	Lindsay Jarrell	1996
2.	23	Asia Easley	1999
3.	22	Candice Akin	1999
4.	20	Deanna Mauer	2008
5.	18	Sabrina Quintero	1999
6.	17	Carol Forbes	2002
7.	16	Sabrina Quintero	1997
8.	15	Lindsay Jarrell	1995
9.	14	Kelli McCollister	2004
10.	13	Jennifer Ames	2008
	13	Roxanne Bejarano	2007
	13	Courtney Lewis	2006
	13	Corina Lilly	1996

## MOST HIT BATTERS

1.	21	Sabrina Quintero	1999
	21	Sabrina Quintero	1997
3.	17	Sabrina Quintero	2001
4.	14	Deanna Mauer	2009
	14	Carol Forbes	2005
6.	12	Amanda Pridmore	2010
7.	11	Deanna Mauer	2008
	11	Dena Pitts	1994
9.	10	Amanda Pridmore	2009
	10	Roxanne Bejarano	2007
	10	Corina Lilly	1995

## NO-HITTERS

1.	2	Courtney Lewis	2005
2.	1	Carol Forbes	2005
	1	Kat Castro	2005
	1	Carol Forbes	2003
	1	Amy Phillips	1994
	1	Mitzi Zenger	1993
	1	Trina Walsh	1992
	1	Leann Emery	1991
	1	Gale Dean	1987
	1	Dawn Hilgenberg	1986

## PERFECT GAME

1.	1	Carol Forbes	2005
----	---	--------------	------

## FIELDING

### PUTOUTS

1.	547	Angie Laolagi	1989
2.	525	Dianna Lilly	2002
3.	456	Jane Meneses	1990
4.	447	Denise Bailey	1994
5.	439	Angie Laolagi	1988
6.	438	Denise Bailey	1995
7.	427	Lynn Boskie	1987
8.	405	Kara Kanney	1997
9.	402	Kara Kanney	2000
10.	375	Kara Kanney	1998

### ASSISTS

1.	222	Tiffany Cornelius	1990
2.	184	Jackie Tawney	1997
3.	178	Suzy Sheets	1987
4.	177	Becca Baldrige	2001
5.	168	Tracy Lopez	1991
6.	163	Victoria Ruelas	1997
	163	Kelly Clark	1994
8.	162	Veronica Ramos	2002
9.	160	Amy Walter	2000
10.	157	Jackie Tawney	1994

### ERRORS

1.	34	Lindsay Lewis	1996
2.	32	Lindsay Lewis	1997
3.	28	Suzy Sheets	1987
4.	27	Victoria Ruelas	1997
	27	Tracy Lopez	1991
6.	26	Kelly Clark	1994
7.	24	Sarah Taylor	2006
8.	23	Lindsay Lewis	1999
	23	Lindsay Lewis	1998
10.	21	Paula Frueh	1993
	21	Cami Pogue	1988

### MOST TRIPLE PLAYS TURNED

1.	1	Carlie Hill	2003
	1	Veronica Ramos	2003

**BOLDFACE** indicates current players.





## GAMES PLAYED

1.	247	Veronica Ramos	2000-03
2.	244	Pat Martinez	1993-96
3.	240	Becca Baldrige	1999-03
	240	Valeri Quintero	1994-97
5.	235	Jackie Tawney	1991-94
6.	234	Elisa Barrios	2002-05
7.	229	Darcy Stapley	1989-92
8.	225	Kara Kanney	1996-00
	225	Lindsay Lewis	1996-99
10.	224	Brittany McConnell	2006-10

## BATTING AVERAGE (min. 200 at bats)

1.	.353	Victoria Ruelas	1995-97
2.	.346	Pat Martinez	1993-96
3.	.327	Kelli Fangonilo	2008-10
4.	.323	Courtney Lewis	2003-06
5.	.313	Noleana Woodard	1989-93
6.	.312	Liz Perez	2007-08
7.	.303	Sarah Taylor	2006-10
8.	.303	Brittany McConnell	2006-10
9.	.302	Kara Kanney	1996-00
10.	.296	Valeri Quintero	1994-94

## SLUGGING PCT. (min. 200 AB)

1.	.530	Brittany McConnell	2006-10
2.	.498	Kara Kanney	1996-99
3.	.484	Kelli Fangonilo	2008-10
4.	.480	Victoria Ruelas	1995-97
5.	.470	Pat Martinez	1993-96
6.	.440	Angie Laolagi	1987-89
7.	.418	Courtney Lewis	2003-06
8.	.413	Sarah Taylor	2006-10
9.	.408	Kim Bentley	1999-00
	.408	Noleana Woodard	1989-93

## ON BASE PCT. (min. 200 AB)

1.	.393	Pat Martinez	1993-96
2.	.392	Kelli Fangonilo	2006-10
3.	.390	Victoria Ruelas	1995-97
4.	.387	Kara Kanney	1996-00
5.	.382	Liz Perez	2007-08
6.	.379	Brittany McConnell	2006-10
7.	.372	Noleana Woodard	1989-93
8.	.370	Courtney Lewis	2003-06
9.	.364	Kayla Hayes	2008-10
	.364	Kasey Igarta	2005-08

## AT-BATS

1.	768	Pat Martinez	1993-96
2.	734	Darcy Stapley	1989-92
3.	720	Valeri Quintero	1994-97
4.	715	Jackie Tawney	1991-94

5.	687	Noleana Woodard	1989-93
6.	674	Veronica Ramos	2000-03
7.	673	Sarah Taylor	2006-10
8.	668	Elisa Barrios	2002-05
9.	651	Brittany McConnell	2006-10
10.	646	Becca Baldrige	1999-03

## RUNS

1.	130	Valeri Quintero	1994-97
2.	125	Sarah Taylor	2006-10
3.	117	Pat Martinez	1993-96
	117	Kelli Fangonilo	2008-10
5.	115	Noleana Woodard	1989-93
6.	100	Darcy Stapley	1989-92
7.	98	Courtney Lewis	2003-06
8.	97	Jackie Tawney	1991-94
9.	86	Brittany McConnell	2006-10
10.	82	Elisa Barrios	2002-05

## HITS

1.	266	Pat Martinez	1993-96
2.	215	Noleana Woodard	1989-93
3.	213	Valeri Quintero	1994-97
4.	205	Jackie Tawney	1991-94
5.	204	Sarah Taylor	2006-10
6.	198	Courtney Lewis	2003-06
7.	197	Brittany McConnell	2006-10
	197	Elisa Barrios	2002-05
9.	195	Victoria Ruelas	1995-97
10.	189	Darcy Stapley	1989-92

## DOUBLES

1.	42	Veronica Ramos	2000-02
2.	41	Brittany McConnell	2006-10
3.	40	Kelli Fangonilo	2008-10
4.	39	Pat Martinez	1993-96
5.	35	Kara Kanney	1996-00
6.	29	Elisa Barrios	2002-05
	29	Victoria Ruelas	1995-97
8.	28	Jackie Tawney	1991-94
9.	27	Maya Garcia	1996-99
10.	26	Courtney Lewis	2003-06

## TRIPLES

1.	22	Pat Martinez	1993-96
	22	Angie Laolagi	1987-89
3.	19	Valeri Quintero	1994-97
4.	16	Sharon Cafini	1987-90
5.	15	Sarah Taylor	2006-09
6.	14	Maya Garcia	1996-99
7.	13	Courtney Lewis	2003-06
8.	12	Jen McMillen	1992-948
	12	Tiffany Cornelius	1987-90
10.	11	Lisa Ferrante	1986-87

## HOME RUNS

1.	35	Brittany McConnell	2006-10
2.	27	Kara Kanney	1996-00
3.	14	Sarah Smith	2005-08
4.	10	Kelli Fangonilo	2008-10
	10	Noleana Woodard	1989-93
6.	9	Jessica Guillen	2003-06
	9	Carlie Hill	2003-06
	9	Maya Garcia	1996-99
	9	Victoria Ruelas	1995-97
10.	8	Veronica Ramos	2000-03
	8	Lindsay Lewis	1996-99

## RUNS BATTED IN

1.	166	Brittany McConnell	2006-10
2.	116	Kara Kanney	1996-00
3.	92	Victoria Ruelas	1995-97
4.	88	Kelli Fangonilo	2008-10
5.	85	Noleana Woodard	1989-93
6.	79	Pat Martinez	1993-96
7.	77	Lindsay Lewis	1996-99
	77	Sarah Taylor	2006-10
9.	76	Maya Garcia	1996-99
10.	75	Veronica Ramos	2000-03

## TOTAL BASES

1.	361	Pat Martinez	1993-96
2.	345	Brittany McConnell	2006-10
3.	300	Kara Kanney	1996-00
4.	282	Valeri Quintero	1994-97
5.	280	Noleana Woodard	1989-93
6.	278	Sarah Taylor	2006-10
7.	265	Kelli Fangonilo	2008-10
	265	Victoria Ruelas	1995-97
9.	259	Elisa Barrios	2002-05
10.	256	Courtney Lewis	2003-06
	256	Jackie Tawney	1991-94

## WALKS

1.	80	Kara Kanney	1996-00
2.	76	Brittany McConnell	2006-10
3.	70	Veronica Ramos	2000-03
4.	66	Kasey Igarta	2005-08
	66	Tami Rudd	1988-91
6.	57	Sarah Taylor	2006-10
7.	55	Pat Martinez	1993-96
	55	Natasha Hawkins	2007-10
9.	54	Noleana Woodard	1989-93
10.	52	Kelli Fangonilo	2008-10



# Career Leaders

## HIT BY PITCH

1.	16	Veronica Ramos	2000-03
2.	14	Becca Baldrige	1999-03
3.	13	Natasha Hawkins	2007-10
	13	Kayla Hayes	2008-10
	13	Kasey Igarita	2005-08
6.	11	Ariana Kechriotis	1996-99
	11	Noleana Woodard	1989-93
8.	10	Dannielle Brown	2006-10
	10	Ursula Lopez	2009-10
	10	Danielle Eakins	2003-06
	10	Jana Arde	2002-05

## STOLEN BASES

1.	80	Noleana Woodard	1989-93
2.	54	Sarah Taylor	2006-10
3.	49	Jackie Tawney	1991-94
	49	Darcy Stapley	1989-92
4.	48	Valeri Quintero	1994-97
6.	39	Courtney Lewis	2003-06
7.	36	Alyssa Sulay	2007-10
8.	35	Elisa Barrios	2002-05
9.	34	Kelli Fangonilo	2008-10
10.	32	Liz Perez	2007-08

## SACRIFICES

1.	57	Michelle Morga	1996-99
2.	56	Roz Rios	1989-91
3.	49	Tiffany Cornelius	1987-90
4.	48	Jackie Tawney	1991-94
5.	43	Maya Garcia	1996-99
6.	41	Janice Richner	1988-91
7.	38	Christy Eustice	1987-89
8.	34	Sharon Cafini	1987-90
9.	33	Amy Walter	2000-01
10.	30	Lindsay Lewis	1996-99
	30	Sarah Coughlin	1995-98

## PITCHING

### ERA (min. 100 IP)

1.	1.15	Anne Walsh	1992
2.	1.18	Gale Dean	1986-89
3.	1.28	Mitzi Zenger	1990-93
4.	1.44	Leann Emery	1988-91
5.	1.49	Lisa Wehren	1990-93
6.	1.88	Trina Walsh	1990-93
7.	1.89	Tina Roberts	1988-89
8.	1.92	Carol Forbes	2002-05
9.	2.24	Dawn Hilgenberg	1986-88
10.	2.51	Dena Pitts	1994

### Lowest opponent batting avg. (min. 100 IP)

1.	.164	Sabrina Quintero	1997-01
2.	.242	Courtney Lewis	2003-06
3.	.246	Carol Forbes	2002-05
4.	.247	Dawn Hilgenberg	1986-88
5.	.252	Kelly Harrison	2006-07
6.	.255	Kelli McCollister	2003-04
7.	.266	Deanna Mauer	2008-09
8.	.275	Brienne Ferguson	2002
9.	.276	Amanda Pridmore	2009-10
10.	.277	Roxanne Bejarano	2007-08

### Fewest walks allowed/7 inn game (min. 100 IP)

1.	0.88	Leann Emery	1988-91
2.	0.91	Brooke Reed	2000
3.	0.95	Dawn Hilgenberg	1986-88
4.	1.05	Christine Akin	1999-01
5.	1.09	Carol Forbes	2002-05
6.	1.30	Tina Roberts	1988-89
7.	1.37	Gale Dean	1986-89
8.	1.56	Nicole Luna-Pickens	2006-07
9.	1.66	Roxanne Bejarano	2007-08
10.	1.84	Lisa Wehren	1990-93

## WINS

1.	68	Carol Forbes	2002-05
2.	56	Corina Lilly	1994-98
3.	55	Gale Dean	1987-89
4.	37	Lisa Wehren	1990-93
5.	36	Sabrina Quintero	1997-01
6.	35	Lean Emery	1988-91
7.	32	Mitzi Zenger	1990-93
8.	27	Trina Walsh	1990-93
9.	26	Amanda Pridmore	2009-10
10.	25	Lindsay Jarrell	1995-98

## SAVES

1.	8	Carol Forbes	2002-05
2.	7	Courtney Lewis	2003-06
	7	Amanda Pridmore	2009-10
4.	5	Sabrina Quintero	1997-01
5.	4	Roxanne Bejarano	2007-08
6.	3	Anne Walsh	1992
	3	Lisa Wehren	1990-93
8.	2	Kelly Harrison	2006-07
	2	Candice Akin	1999-03
	2	Corina Lilly	1994-98

## APPEARANCES

1.	184	Carol Forbes	2002-05
2.	130	Sabrina Quintero	1997-01
3.	121	Corina Lilly	1994-98

4.	113	Gale Dean	1986-89
5.	103	Lisa Wehren	1990-93
6.	100	Lindsay Jarrell	1995-98
7.	85	Leann Emery	1988-91
8.	78	Amanda Pridmore	2009-10
9.	69	Deanna Mauer	2008-09
10.	68	Candice Akin	1999-03

## GAMES STARTED

1.	132	Carol Forbes	2002-05
2.	105	Gale Dean	1986-89
3.	94	Corina Lilly	1994-98
4.	85	Sabrina Quintero	1997-01
5.	80	Lindsay Jarrell	1995-98
	80	Lisa Wehren	1990-93
7.	68	Leann Emery	1988-91
8.	52	Trina Walsh	1990-93
9.	51	Amanda Pridmore	2009-10
	51	Dawn Hilgenberg	1986-88

## COMPLETE GAMES

1.	94	Gale Dean	1986-89
2.	91	Corina Lilly	1994-98
3.	88	Carol Forbes	2002-05
4.	64	Sabrina Quintero	1997-01
5.	55	Lisa Wehren	1990-93
6.	51	Lindsay Jarrell	1995-98
7.	50	Dawn Hilgenberg	1986-88
8.	49	Leann Emery	1988-91
9.	37	Mitzi Zenger	1990-93
10.	32	Trina Walsh	1990-93

## SHUTOUTS

1.	28	Carol Forbes	2002-05
2.	21	Corina Lilly	1994-98
3.	20	Gale Dean	1986-89
4.	16	Mitzi Zenger	1990-93
5.	14	Lisa Wehren	1990-93
	14	Trina Walsh	1990-93
7.	13	Leann Emery	1988-91
8.	11	Sabrina Quintero	1997-01
9.	8	Courtney Lewis	2003-06
10.	7	Candice Akin	1999-03
	7	Christine Akin	1999-01
	7	Dawn Hilgenberg	1986-88

## INNINGS PITCHED

1.	935.1	Carol Forbes	2002-05
2.	759.0	Corina Lilly	1994-98
3.	743.1	Gale Dean	1986-89
4.	649.2	Sabrina Quintero	1997-01
5.	548.0	Lisa Wehren	1990-93
6.	486.1	Leann Emery	1988-91



7.	474.2	Lindsay Jarrell	1995-98
8.	372.2	Amanda Pridmore	2009-10
9.	362.1	Dawn Hilgenberg	1986-88
10.	360.0	Mitzi Zenger	1990-93

## STRIKEOUTS

1.	644	Carol Forbes	2002-05
2.	455	Sabrina Quintero	1997-01
3.	376	Corina Lilly	1994-98
4.	258	Roxanne Bejarano	2007-08
5.	254	Amanda Pridmore	2009-10
6.	223	Deanna Mauer	2008-09
7.	192	Kelli McCollister	2003-04
8.	191	Gale Dean	1986-89
9.	172	Lisa Wehren	1990-93
10.	142	Courtney Lewis	2003-06

## Strikeouts/7 innings

1.	5.71	Roxanne Bejarano	2007-08
2.	5.56	Anne Walsh	1992
	5.56	Courtney Lewis	2003-06
4.	5.50	Kelli McCollister	2003-04
5.	5.32	Deanna Mauer	2008-09
6.	4.90	Sabrina Quintero	1997-01
7.	4.82	Carol Forbes	2002-05
8.	4.77	Amanda Pridmore	2009-10
9.	4.35	Kelly Harrison	2006-07
10.	4.03	Elyssa Fox	2009-10

## WILD PITCHES

1.	47	Lindsay Jarrell	1995-98
2.	45	Candice Akin	1999-03
3.	44	Sabrina Quintero	1997-01
4.	36	Carol Forbes	2002-05
5.	34	Asia Easley	1998-01
	34	Corina Lilly	1994-98
7.	30	Deanna Mauer	2008-09
8.	24	Jennifer Ames	2008-10
	24	Kelli McCollister	2003-04
10.	23	Lisa Wehren	1990-93

## MOST HIT BATTERS

1.	64	Sabrina Quintero	1997-01
2.	29	Carol Forbes	2002-05
3.	25	Deanna Mauer	2008-09
4.	24	Corina Lilly	1994-98
5.	22	Amanda Pridmore	2009-10
6.	19	Lindsay Jarrell	1995-98
7.	16	Roxanne Bejarano	2007-08
	16	Candice Akin	1999-03
	16	Christine Akin	1999-01
10.	14	Mitzi Zenger	1990-93

## NO-HITTERS

1.	2	Carol Forbes	2002-05
	2	Courtney Lewis	2003-06
3.	1	Kat Castro	2005
	1	Amy Phillips	1994-96
	1	Trina Walsh	1990-93
	1	Mitzi Zenger	1990-93
	1	Leann Emery	1988-91
	1	Gale Dean	1986-89
	1	Dawn Hilgenberg	1986-88

## PERFECT GAME

1.	1	Carol Forbes	2002-05
----	---	--------------	---------

## FIELDING

### FIELDING PERCENTAGE (min. 500 chances)

1.	.989	Brittany McConnell	2006-10
2.	.987	Dianna Lilly	1999-02
3.	.985	Mitzi Zenger	1990-93
4.	.984	Adrienne Hull	2003-06
5.	.984	Kara Kanney	1996-00
6.	.983	Denise Bailey	1993-95
7.	.982	Natasha Hawkins	2007-10
8.	.977	Sarah Coughlin	1995-98
	.977	Jen McMillen	1992-94
	.977	Jane Meneses	1989-90

## CHANCES

1.	1683	Kara Kanney	1996-00
2.	1260	Dianna Lilly	1999-02
3.	1182	Natasha Hawkins	2007-10
4.	1107	Angie Laolagi	1987-89
5.	1090	Tiffany Cornelius	1987-90
6.	1068	Mitzi Zenger	1990-93
7.	1046	Valeri Quintero	1994-97
8.	999	Denise Bailey	1993-95
9.	992	Brittany McConnell	2006-10
10.	966	Kelly Clark	1992-95

## PUTOUTS

1.	1543	Kara Kanney	1996-00
2.	1139	Dianna Lilly	1999-02
3.	1094	Natasha Hawkins	2007-10
4.	1000	Angie Laolagi	1987-89
5.	917	Denise Bailey	1993-95
6.	881	Brittany McConnell	2006-10
7.	798	Mitzi Zenger	1990-93
8.	747	Carlie Hill	2003-06
9.	605	Jen McMillen	1992-94
10.	582	Valeri Quintero	1994-97

## ASSISTS

1.	665	Tiffany Cornelius	1987-90
2.	363	Jackie Tawney	1991-94
3.	501	Veronica Ramos	2000-03
4.	445	Lindsay Lewis	1996-99
5.	414	Valeri Quintero	1994-97
6.	409	Victoria Ruelas	1995-97
7.	407	Kelly Clark	1992-95
8.	353	Becca Baldrige	1999-03
9.	329	Roz Badger-Rios	1989-91
10.	314	Kasey Igarra	2005-08

## ERRORS

1.	112	Lindsay Lewis	1996-99
2.	66	Kelly Clark	1992-95
3.	54	Victoria Ruelas	1995-97
	54	Tiffany Cornelius	1987-90
5.	50	Valeri Quintero	1994-97
6.	48	Becca Baldrige	1999-03
7.	45	Tracy Lopez	1991-92
8.	44	Jackie Tawney	1991-94
9.	43	Veronica Ramos	2000-03
	43	Kelli Fangonilo	2008-10

## MOST TRIPLE PLAYS TURNED

1.	1	Carlie Hill	2003-06
	1	Veronica Ramos	2003-05



# Year-By-Year Records

YEAR	OVERALL	PCT.	CONF.	FINISH	HEAD COACH
1986	22-21	.511	5-5	4th	Kathy Strahan
1987	20-35	.364	7-29	9th	Kathy Strahan
1988	24-29	.453	13-19	7th	Kathy Strahan
1989	36-26	.581	21-15	5th	Kathy Strahan
1990	34-28	.548	18-18	5th	Kathy Strahan
1991	32-24-1	.570	21-14-1	4th	Kathy Strahan
1992	33-24	.579	18-16	4th (tied)	Kathy Strahan
1993	29-30	.492	10-20	6th	Debbie Nelson
1994	32-37	.464	11-21	7th	Debbie Nelson
1995	26-39	.400	13-17	5th (tied)	Debbie Nelson
1996	24-31	.436	10-21	8th	Debbie Nelson
1997	24-38	.387	10-22	7th	Connie Miner
1998	26-33	.441	11-21	7th	Connie Miner
1999	13-47	.217	2-19	9 <sup>th</sup>	Connie Miner
2000	19-37	.339	6-14	6 <sup>th</sup>	Connie Miner
2001	26-41	.388	5-15	6th	Dee Dee Enabenter
2002	25-44	.362	8-16	6th	Dee Dee Enabenter-Omidiji
2003	26-35	.426	8-10	3rd	Dee Dee Enabenter-Omidiji
2004	16-35	.314	9-13	6th	Dee Dee Enabenter-Omidiji
2005	36-25	.590	10-8	4 <sup>th</sup>	Dee Dee Enabenter-Omidiji
2006	23-27	.460	11-6	2 <sup>nd</sup>	Dee Dee Enabenter-Omidiji
2007	23-28	.451	6-12	5 <sup>th</sup>	Peter Turner
2008	26-35	.426	5-13	6 <sup>th</sup>	Peter Turner
2009	19-37	.340	5-15	6 <sup>th</sup>	Peter Turner
2010	34-25	.576	8-13	5 <sup>th</sup>	Peter Turner
<b>TOTALS</b>	<b>648-811-1</b>	<b>.444</b>	<b>252-392-1</b>	<b>.391</b>	



OPPONENT	W	L	T							
Loyola Marymount	8	8				Stephen F. Austin	1	1		
Adelphi	4	3		Marshall	1	0	Stetson	1	0	
Akron	1	0		Massachusetts	3	1	Syracuse	1	2	
Alabama	0	2		Menlo	2	0	Tennessee	1	3	
<b>Arizona</b>	<b>0</b>	<b>4</b>		Mercer	1	1	Tennessee State	2	0	
<b>Arizona State</b>	<b>1</b>	<b>9</b>		Miami (Ohio)	3	2	Texas	0	1	
Arkansas	1	1		Michigan	1	2	Texas A&M	1	2	
Ball State	1	0		Michigan State	0	2	Texas A&M Corpus Christi	0	2	
Baylor	2	1		Middle Tennessee State	1	1	Texas-Arlington	1	0	
<b>Boise State</b>	<b>3</b>	<b>5</b>		Minnesota	0	2	Texas-El Paso	7	4	
Boston	1	3		<b>Mississippi</b>	<b>2</b>	<b>0</b>	Texas Tech	0	4	
Boston College	1	0		Missouri	0	4	Toledo	3	2	
Bowling Green	1	1		Nebraska	3	5	Towson	1	1	
Brigham Young	3	5		<b>Nevada</b>	<b>21</b>	<b>13</b>	Tulsa	18	15	
Brown	1	1		New Mexico	5	13	UCLA	0	10	
Buffalo	2	1		New Mexico State	25	21	<b>UC Davis</b>	<b>7</b>	<b>2</b>	
California	6	44		Norfolk State	1	0	UC Riverside	2	3	
Cal Poly	6	15		UNC Greensboro	1	0	UC Santa Barbara	26	16	
Cal Poly Pomona	5	11		North Dakota State	1	3	UMKC	1	0	
<b>Cal State Bakersfield</b>	<b>5</b>	<b>7</b>		Northeastern Illinois	1	2	<b>UNLV</b>	<b>14</b>	<b>38</b>	
Cal State Fullerton	10	29		Northern Colorado	7	3	Utah	4	16	
Cal State Hayward	1	1		Northern Illinois	0	1	<b>Utah State</b>	<b>24</b>	<b>26</b>	
<b>Cal State Northridge</b>	<b>1</b>	<b>14</b>		Northern Iowa	4	4	Utah Valley	2	0	
Canisius	1	1		Northwestern	3	3	Vermont	2	0	
Centenary	1	0		Notre Dame	0	1	Villanova	1	0	
Central Michigan	2	0		Notre Dame de Namur	1	0	Virginia	3	1	
Charlotte	3	0		Ohio	0	1	Virginia Tech	2	0	
Chico State	4	0		Ohio State	1	0	Washington	0	2	
Cleveland State	1	0		Oklahoma	2	0	Weber State	2	0	
Colorado State	9	10		<b>Oregon</b>	<b>4</b>	<b>7</b>	Western Kentucky	0	1	
Connecticut	2	0		Oregon State	3	9	Wichita State	1	0	
Creighton	0	1		<b>Pacific</b>	<b>28</b>	<b>26</b>	Winthrop	0	1	
Dartmouth	4	1		<b>Portland State</b>	<b>6</b>	<b>11</b>	Wisconsin	1	3	
Delaware	1	0		Princeton	3	1	Wisconsin-Green Bay	1	0	
Drake	1	2		Purdue	2	2	Wright State	0	2	
Eastern Illinois	2	0		Radford	1	1	<b>TOTALS (25 years)</b>	<b>648</b>	<b>811</b>	<b>1</b>
Eastern Michigan	0	2		Rhode Island	1	0				
Evansville	1	0		Sacramento State	26	31				
Florida International	1	0		Sacred Heart	1	0				
<b>Fresno State</b>	<b>7</b>	<b>76</b>		Saint Mary's	34	14				
Grambling State	2	0		St. Francis	5	0				
George Mason	1	0		St. Peter's	1	0				
Georgia Tech	1	0		Samford	0	1				
Harvard	2	0		<b>San Diego</b>	<b>2</b>	<b>1</b>				
<b>Hawai'i</b>	<b>26</b>	<b>66</b>		San Diego State	13	17				
<b>Idaho State</b>	<b>1</b>	<b>0</b>		San Francisco	11	1				
Illinois-Chicago	1	3		San Francisco State	9	1				
Illinois State	2	1		<b>Santa Clara</b>	<b>63</b>	<b>27</b>				
Indiana	1	2		Seattle	1	0				
Iowa	2	9		Seton Hall	1	0				
Iowa State	2	0		Sonoma State	2	1				
Jacksonville State	0	2		Southern Illinois	0	3				
<b>Kansas</b>	<b>1</b>	<b>2</b>		Southern Utah	5	0				
<b>Long Beach State</b>	<b>22</b>	<b>28</b>		Southeast Missouri State	1	0				
Louisiana-Monroe	1	0		Southern Mississippi	1	0				
<b>Louisiana Tech</b>	<b>17</b>	<b>15</b>		Southwest Missouri State	3	1				
Louisville	0	2		<b>Stanford</b>	<b>18</b>	<b>20</b>				

**Boldface indicates 2011 opponent**



# Year-By-Year Scores

<b>1986</b>			L	PACIFIC	1-0	L	ADELPHI	3-0
<b>Head Coach: Kathy Strahan</b>			L	UNLV	3-1	L	MICHIGAN	3-1
<b>22-21, 5-5 NorPac</b>			W	UNLV	4-0		Bud Light NIST	
W	at Stanford	2-1	L	Long Beach State	5-4	W	Oklahoma	7-1
W	at Stanford	1-0	W	Long Beach State	2-1	L	Arizona State	2-0
W	SAN FRANCISCO STATE	7-3	L	NORTHWESTERN	7-1	W	Michigan	1-0
W	SAN FRANCISCO STATE	13-0	L	NORTHWESTERN	3-1	W	Utah State	8-0
L	FRESNO STATE	2-0	W	ADELPHI	2-0	L	Adelphi	2-1
L	FRESNO STATE	1-0	W	ADELPHI	3-2	L	at CS Northridge	2-0
W	NEVADA	2-1		Bud Light National Softball Tournament		L	at CS Northridge	1-0
W	NEVADA	4-3	W	Utah	6-4	L	at Cal Poly Pomona	9-1
W	at Santa Clara	10-2	W	Adelphi	11-3	L	at Cal Poly Pomona	3-1
L	at Santa Clara	2-0	L	Arizona State	2-1	W	at Santa Clara	3-1
W	at Chico State	1-0	W	New Mexico	4-0	W	at Santa Clara	12-1
W	at Chico State	8-1	L	Nebraska	5-3	W	at UNLV	4-3
L	BYU	1-0	W	at Santa Clara	3-1	L	at UNLV	8-7
W	BYU	5-0	W	at Santa Clara	3-0	L	at Cal State Fullerton	4-1
W	OREGON	3-2	L	at Pacific	4-3	L	at Cal State Fullerton	11-1
W	OREGON	14-1	W	at Pacific	2-1	L	at San Diego State	2-1
W	SAINT MARY'S	3-1	W	SAN DIEGO STATE	9-1	W	at San Diego State	7-0
W	SAINT MARY'S	6-1	L	SAN DIEGO STATE	4-0	L	at Long Beach State	2-1
W	OREGON STATE	2-1	L	CAL STATE FULLERTON	6-0	W	at Long Beach State	3-0
L	OREGON STATE	3-0	L	CAL STATE FULLERTON	4-2	W	SAN DIEGO STATE	3-1
W	SAN FRANCISCO	3-0	L	at Long Beach State	5-0	W	SAN DIEGO STATE	4-0
W	SAN FRANCISCO	4-1	L	at Long Beach State	4-1	L	CAL POLY POMONA	2-0
L	at California	5-0	L	at UC Santa Barbara	4-0	W	CAL POLY POMONA	4-2
L	at California	15-0	L	at UC Santa Barbara	4-3	L	at Fresno State	1-0
W	at Saint Mary's	3-1	L	at Fresno State	1-0	L	LONG BEACH STATE	1-0
L	at Saint Mary's	1-0	L	at Fresno State	7-0	L	LONG BEACH STATE	1-0
	Nevada Tournament		W	at San Diego State	5-4	L	CALIFORNIA	3-1
L	Portland State	4-2	L	at San Diego State	10-3	L	CALIFORNIA	4-0
W	Nevada	8-5	L	at Cal State Fullerton	8-0	L	at Hawai'i	4-0
L	Sonoma State	1-0	L	at Cal State Fullerton	8-1	L	at Hawai'i	5-4
L	Saint Mary's	7-2	W	UC SANTA BARBARA	2-1	W	at Hawai'i	8-1
L	Nevada	3-2	L	UC SANTA BARBARA	3-0	L	at Hawai'i	2-1
W	at San Francisco State	5-0	L	HAWAI'I	3-2	W	UNLV	6-4
W	at San Francisco State	4-2	L	HAWAI'I	1-0	W	UNLV	2-0
L	LONG BEACH STATE	2-0	L	HAWAI'I	7-4	W	at Pacific	2-0
L	LONG BEACH STATE	11-2	L	HAWAI'I	4-2	L	at Pacific	6-4
W	SANTA CLARA	3-2	L	FRESNO STATE	6-1	L	at Fresno State	1-0
L	SANTA CLARA	6-5	L	FRESNO STATE	6-5			
L	at Fresno State	7-0 Forfeit	L	at Cal Poly Pomona	9-1			
L	at Fresno State	7-0 Forfeit	L	at Cal Poly Pomona	3-0			
L	at UC Santa Barbara	1-0	W	at UNLV	6-5			
L	at UC Santa Barbara	5-2	L	at UNLV	2-1	W	at Sacramento State	7-4
	NorPac Championships					W	at Sacramento State	4-1
L	California	1-0				W	SANTA CLARA	4-3
L	Oregon State	2-1				W	SANTA CLARA	3-2

<b>1987</b>		
<b>Head Coach: Kathy Strahan</b>		
<b>20-35, 7-29 PCAA</b>		
W	CHICO STATE	3-0
W	CHICO STATE	11-0
W	at Cal State Hayward	1-0
L	at Cal State Hayward	3-1
W	USF	2-0
W	USF	3-2
L	SANTA CLARA	4-2
W	SANTA CLARA	7-2
L	CAL POLY POMONA	5-0
L	CAL POLY POMONA	2-1
L	PACIFIC	3-0

<b>1988</b>		
<b>Head Coach: Kathy Strahan</b>		
<b>24-29, 13-19 Big West</b>		
L	CAL POLY SLO	1-0
W	CAL POLY SLO	9-2
W	at USF	9-1
W	at USF	3-2
W	SANTA CLARA	9-2
W	SANTA CLARA	5-0
L	PACIFIC	4-1
L	PACIFIC	4-2
W	at UC Santa Barbara	5-1
W	at UC Santa Barbara	3-1
L	FRESNO STATE	4-1
L	FRESNO STATE	3-2
L	USF	6-4
W	USF	3-2

<b>1989</b>		
<b>Head Coach: Kathy Strahan</b>		
<b>36-26, 21-15 Big West</b>		
L	at California	1-0
L	at California	7-1
W	at USF	5-0
W	at USF	5-0
W	NEVADA	10-0
W	NEVADA	10-0
L	CALIFORNIA	3-0
L	CALIFORNIA	9-0
L	at Long Beach State	1-0
L	at Long Beach State	2-0
L	at Cal Poly Pomona	2-1
L	at Cal Poly Pomona	3-1
W	at UNLV	14-2
L	at UNLV	9-4
L	ADELPHI	6-0

# Year-By-Year Scores



	Bud Light NIST	W	#8 SACRAMENTO STATE	4-3	L	at #7 Cal State Fullerton	1-0
L	Kansas	2-1	W NORTHWESTERN	3-2	L	#8 IOWA	4-1
L	Arizona	4-1	W NORHTWESTERN	8-3		BudLight NIST	
W	Central Michigan	8-5	W MASSACHUSETTS	4-2	L	Missouri	6-0
L	Indiana	6-0	W #16 UTAH STATE	1-0	L	#18 New Mexico	5-3
L	Texas A&M	5-2	Bud Light NIST		L	Michigan	2-1
W	SAN DIEGO STATE	1-0	W Virginia	6-0	W	#15 Central Michigan	3-1
L	SAN DIEGO STATE	3-1	W Colorado State	1-0	L	#18 New Mexico	7-2
W	UTAH STATE	4-3	W Iowa	5-1	W	Adelphi	12-1
L	MASSACHUSETTS	3-2	L Arizona State	4-0	W	#5 UNLV	6-3
W	MASSACHUSETTS	5-2	W #16 Utah State	7-5	L	#5 UNLV	2-0
W	USF	10-0	W at Santa Clara	7-0	L	NEBRASKA	4-1
W	USF	6-0	W at Santa Clara	7-1	W	NEBRASKA	3-2
W	at UC Santa Barbara	5-1	L at Cal Poly Pomona	7-1	L	#2 FRESNO STATE	7-0
W	at UC Santa Barbara	7-2	W at Cal Poly Pomona	3-0	L	#2 FRESNO STATE	1-0
L	CAL STATE FULLERTON	6-0	L at San Diego State	1-0	L	at #8 California	3-0
W	CAL STATE FULLERTON	9-8	L at San Diego State	1-0	L	at #8 California	1-0
L	FRESNO STATE	4-2	L at #4 CS Fullerton	1-0	W	SANTA CLARA	8-0
L	FRESNO STATE	3-2	L at #4 CS Fullerton	1-0	W	SANTA CLARA	9-1
W	CAL POLY POMONA	5-3	W at UNLV	1-0	L	#5 CS FULLERTON	1-0
L	CAL POLY POMONA	7-0	L at UNLV	6-1	W	#5 CS FULLERTON	7-2
L	at Santa Clara	3-2	L at #1 UCLA	1-0	L	UC SANTA BARBARA	2-0
W	at Santa Clara	4-1	L at #1 UCLA	1-0	W	UC SANTA BARBARA	3-2
W	at Cal State Fullerton	2-1	W at #6 Long Beach State	3-2	W	CS SACRAMENTO	4-3
L	at Cal State Fullerton	4-0	L at #6 Long Beach State	1-0	W	CS SACRAMENTO	7-1
W	at San Diego State	6-0	L SAN DIEGO STATE	5-3	W	NEW MEXICO STATE	8-0
W	at San Diego State	5-1	L SAN DIEGO STATE	5-3	W	NEW MEXICO STATE	8-0
W	HAWAI'I	7-2	W CAL POLY POMONA	4-3	W	at Pacific	3-1
W	HAWAI'I	4-2	W CAL POLY POMONA	3-2	W	at Pacific	3-1
L	HAWAI'I	3-2	L at #2 Fresno State	3-1	L	at Utah State	2-1
W	HAWAI'I	10-0	L at #2 Fresno State	1-0	W	at Utah State	5-2
W	LONG BEACH STATE	3-0	L #6 LONG BEACH STATE	6-1	W	at Utah State	1-0
W	LONG BEACH STATE	3-2	L #6 LONG BEACH STATE	2-1	W	at Utah State	5-1
W	UC SANTA BARBARA	5-1	L #4 CS FULLERTON	5-0	W	at New Mexico State	5-2
W	UC SANTA BARBARA	2-1	W #4 CS FULLERTON	2-1	W	at New Mexico State	5-0
W	at Pacific	3-0	W at Hawai'i	3-0	W	HAWAII	1-0
W	at Pacific	2-1	W at Hawai'i	2-0	L	HAWAII	1-0
L	at Fresno State	1-0	L at Hawai'i	4-0	W	PACIFIC	7-0
L	at Fresno State	7-0	W at Hawai'i	2-1	T	PACIFIC	6-6
W	PACIFIC	2-0	W #9 UNLV	6-5	L	at #2 Fresno State	2-1
W	PACIFIC	2-1	W #9 UNLV	3-0	L	at #2 Fresno State	3-1
L	UNLV	1-0	W at #20 Pacific	3-2	L	at CS Sacramento	4-0
L	UNLV	1-0	W at #20 Pacific	8-1	L	at CS Sacramento	2-1
		L	UC SANTA BARBARA	4-2	L	at #5 UNLV	2-3
		W	UC SANTA BARBARA	5-0	L	at #5 UNLV	2-1
		NCAA Regionals, Berkeley, Calif.			W	at #18 Long Beach State	1-0
		L	#17 UNLV	2-1	L	at #18 Long Beach State	1-0
		L	#9 California	2-1			

## 1990

Head Coach: Kathy Strahan

34-28, 18-18 Big West

W	SAINT MARY'S	3-0
W	SAINT MARY'S	7-0
L	at Sacramento State	3-1
L	at Sacramento State	3-0
L	at#10 California	1-0
L	SANTA CLARA	2-0
W	SANTA CLARA	5-0
W	#10 CALIFORNIA	2-1
L	#10 CALIFORNIA	2-0
W	PACIFIC	1-0
W	PACIFIC	5-3
W	at UC Santa Barbara	3-0
W	at UC Santa Barbara	3-2
L	#4 FRESNO STATE	1-0
L	#4 FRESNO STATE	3-1
W	#8 SACRAMENTO STATE	6-5

## 1991

Head Coach: Kathy Strahan

32-24-1, 21-14-1 Big West

		W	at Saint Mary's	10-0
		W	at Saint Mary's	10-0
		W	at Santa Clara	2-0
		L	at Santa Clara	8-0
		W	#6 LONG BEACH STATE	3-2
		W	#6 LONG BEACH STATE	3-2
		W	HAWAII	2-0
		W	HAWAII	2-1
		W	at UC Santa Barbara	7-0 Forfeit
		W	at UC Santa Barbara	7-0 Forfeit
		L	at #7 Cal State Fullerton	4-2

## 1992

Head Coach: Kathy Strahan

33-24, 18-16 Big West

W	NEW MEXICO STATE	4-0
L	NEW MEXICO STATE	5-0
L	at CS Sacramento	2-1
W	at CS Sacramento	3-1
L	#4 CALIFORNIA	1-0
W	#4 CALIFORNIA	6-0
W	SAINT MARY'S	11-0
W	SAINT MARY'S	8-1
W	STANFORD	10-0
W	STANFORD	5-0
W	UC SANTA BARBARA	3-0
W	UC SANTA BARBARA	2-0



# Year-By-Year Scores

W	SANTA CLARA	8-0	W	Sacramento State	3-0	W	SANTA CLARA	7-1	
W	SANTA CLARA	10-0	W	at Santa Clara	16-0	W	#11 CAL	3-2	
W	#10 CS FULLERTON	1-0	W	at Santa Clara	10-0	L	#6 CS NORTHRIDGE	1-0	
W	#10 CS FULLERTON	3-1	W	at Saint Mary's	7-0	W	#6 CS NORTHRIDGE	1-0	
L	#4 FRESNO STATE	2-0	W	at Saint Mary's	2-0	L	#11 CAL	5-2	
L	#4 FRESNO STATE	2-1	W	at New Mexico State	3-0	W	SANTA CLARA	4-0	
L	at Pacific	1-0	W	at New Mexico State	6-5	L	at Pacific	3-0	
W	at Pacific	2-1	W	at Pacific	6-5	L	at Pacific	8-0	
W	TOLEDO	5-0	L	at Pacific	2-1	W	NEW MEXICO STATE	2-1	
L	TOLEDO	2-1	L	NORTHWESTERN	2-1	W	NEW MEXICO STATE	3-2	
National Invitational Softball Tournament				L	HAWAII	5-0	L	at Hawaii	7-0
W	Toledo	9-2	L	HAWAII	6-2	L	at Hawaii	7-3	
W	Colorado State	4-3	L	HAWAII		L	at Hawaii	7-1	
W	#18 Kansas	6-4	W	NIST		L	at Hawaii	4-0	
L	#3 California	6-5	W	Northwestern	1-0	L	at Hawaii	4-0	
L	#8 Utah State	3-0	W	Iowa State	6-0	Hawai'i Invitational Softball Tournament			
W	#8 UTAH STATE	1-0	L	Bowling Green	3-2	L	#20 Missouri	3-0	
L	#8 UTAH STATE	2-1	W	#20 Utah State	1-0	L	#11 California	3-2	
L	#8 UTAH STATE	4-1	L	#20 Iowa	1-0	L	Hawaii	4-0	
W	#8 UTAH STATE	9-1	L	HAWAII	7-4	L	#22 Arizona State	5-4	
W	at Santa Clara	8-0	L	HAWAII	6-2	W	Cleveland State	5-0	
W	at Santa Clara	8-0	W	#6 LONG BEACH STATE	4-1	L	#11 California	4-0	
L	at #5 CS Fullerton	7-0	L	#6 LONG BEACH STATE	4-0		NIST - 2nd Place		
W	at #5 CS Fullerton	3-2	L	#5 UNLV	2-1	W	Oregon State	10-4	
L	at UC Santa Barbara	2-0	L	#5 UNLV	6-0	W	Texas-Arlington	11-1	
L	at UC Santa Barbara	3-0	W	at UC Santa Barbara	5-2	W	Colorado State	11-1	
W	at #20 Long Beach State	3-2	W	at UC Santa Barbara	2-1	L	UC Santa Barbara	4-1	
L	at #20 Long Beach State	2-0	L	at #17 CS Fullerton	10-0	W	Iowa State	2-1	
W	#18 CS SACRAMENTO	2-1	L	at #17 CS Fullerton	16-1	W	Wichita State	3-1	
L	#18 CS SACRAMENTO	5-2	W	STANFORD	10-3	W	Ball State	1-0	
W	#6 UNLV	1-0	W	STANFORD	11-1	W	Colorado State	5-1	
L	#6 UNLV	1-0	L	CS FULLERTON	6-0	L	#25 Utah	3-1	
L	at #4 Fresno State	3-0	L	CS FULLERTON	5-1	L	at #18 Long Beach State	4-2	
W	at #4 Fresno State	2-0	W	#11 CS SACRAMENTO	2-1	W	at #18 Long Beach State	3-1	
L	at Hawai'i	1-0	W	#11 CS SACRAMENTO	5-1	L	at #13 UNLV	3-1	
W	at Hawai'i	2-0	W	PACIFIC	7-1	L	at #13 UNLV	3-1	
W	at Hawai'i	4-3	L	PACIFIC	3-2	W	CS FULLERTON	3-1	
W	at Hawai'i	2-1	W	at #11 CS Sacramento	2-1	L	CS FULLERTON	5-1	
L	at New Mexico State	2-1	W	at #11 CS Sacramento	4-0	W	UC SANTA BARBARA	4-2	
L	at New Mexico State	3-2	L	at Utah State	5-2	W	UC SANTA BARBARA	4-2	
W	PACIFIC	6-0	L	at Utah State	4-3	L	#24 PACIFIC	6-1	
W	PACIFIC	8-0	L	at Utah State	7-3	W	#24 PACIFIC	1-0	
L	#19 LONG BEACH STATE	2-1	L	at Utah State	3-2	W	at Saint Mary's	10-1	
W	#19 LONG BEACH STATE	1-0	L	at #10 California	10-0	W	at Saint Mary's	10-0	
NCAA Regionals, Berkeley, Calif.				L	NEW MEXICO STATE	1-0	L	at #5 Fresno State	9-0
L	#3 California	1-0	W	NEW MEXICO STATE	3-0	L	at #5 Fresno State	3-2	
L	#3 California	6-1	L	at #6 UNLV	3-2	L	at #6 UCLA	9-1	
			L	at #6 UNLV	4-1	L	at #6 UCLA	6-0	
			L	at #7 Long Beach State	1-0	L	at UC Santa Barbara	4-3	
			W	at #7 Long Beach State	6-4	L	at UC Santa Barbara	4-1	
						L	at UC Santa Barbara	4-1	
						L	at CS Fullerton	4-2	
						L	at CS Fullerton	6-4	
						W	UTAH STATE	7-4	
						L	UTAH STATE	11-6	
						L	UTAH STATE	2-1	
						L	UTAH STATE	1-0	
						W	at New Mexico State	3-0	
						L	at New Mexico State	4-1	
						L	at #1 Arizona	8-0	
						L	at #1 Arizona	4-3	
						L	#7 UNLV	8-0	
						L	#7 UNLV	3-0	
						W	LONG BEACH STATE	3-0	
						L	LONG BEACH STATE	5-0	

## 1993

**Head Coach: Debbie Nelson**  
**29-30, 10-20 Big West**

L	#3 FRESNO STATE	6-0
L	#3 FRESNO STATE	4-1
W	at Stanford	19-0
W	at Stanford	14-0
Sacramento State Tournament		
W	Saint Mary's	2-0
L	Long Beach State	3-0
L	Notre Dame	4-0
L	Sacramento State	2-1
L	Oregon	2-1
W	Oregon	2-1
W	Long Beach State	2-1

## 1994

**Head Coach: Debbie Nelson**  
**32-37, 11-21 Big West**

Spartan Kick-Off Tournament - 1st Place

W	SANTA CLARA	1-0
L	ST. MARY'S	2-0
W	STANFORD	8-0
W	ST. MARY'S	4-1
W	SANTA CLARA	8-2
W	STANFORD	16-0
W	at Stanford	13-0
W	at Stanford	7-0
Fabulous Four Tournament		

L	at CS Fullerton	4-2
L	at CS Fullerton	6-4
W	UTAH STATE	7-4
L	UTAH STATE	11-6
L	UTAH STATE	2-1
L	UTAH STATE	1-0
L	at New Mexico State	3-0
W	at New Mexico State	4-1
L	at #1 Arizona	8-0
L	at #1 Arizona	4-3
L	#7 UNLV	8-0
L	#7 UNLV	3-0
W	LONG BEACH STATE	3-0
L	LONG BEACH STATE	5-0



# Year-By-Year Scores



<b>1995</b>			L	UC SANTA BARBARA	3-2	L	#23 LONG BEACH STATE	7-1
<b>Head Coach: Debbie Nelson</b>			L	UC SANTA BARBARA	5-2	L	#23 LONG BEACH STATE	14-4
<b>26-39, 13-17 Big West</b>			W	at Pacific	3-0	W	UC SANTA BARBARA	8-4
L	at #7 California	7-5	L	at Pacific	3-1	W	UC SANTA BARBARA	3-0
L	at #7 California	5-3	L	at Utah State	8-0	W	PACIFIC	5-2
	Spartan Kick-Off Tournament		L	at Utah State	8-7	W	PACIFIC	5-3
L	#3 FRESNO STATE	5-0	L	at Utah State	1-0			
L	SANTA CLARA	2-1	L	at Utah State	10-2			
L	#3 FRESNO STATE	1-0				<b>1997</b>		
W	SANTA CLARA	3-0				<b>Head Coach: Connie Miner</b>		
L	#3 FRESNO STATE	8-0				<b>24-38 , 10-22 WAC</b>		
W	at Stanford	8-5				W	at #8 California	6-3
W	at Stanford	5-2				L	at #8 California	5-4
L	#9 HAWAII	1-0				W	UC SANTA BARBARA	7-5
W	#9 HAWAII	11-2	W	Spartan Kick-Off Tournament		W	OREGON STATE	5-4
L	#9 HAWAII	2-1	W	SANTA CLARA	7-2	L	CAL POLY SLO	7-0
W	#9 HAWAII	1-0	W	SAINT MARY'S	7-1	L	CAL POLY SLO	4-1
	Fabulous Four Tournament		W	STANFORD	4-2		Spartan Kickoff Tournament	
W	SANTA CLARA	1-0	L	SAINT MARY'S	6-5	W	SOUTHERN UTAH	5-1
L	#7 CALIFORNIA	1-0	L	SANTA CLARA	1-0	W	SAINT MARY'S	7-3
L	#6 CS NORTHRIDGE	1-0	L	STANFORD	4-1	L	CAL POLY SLO	2-1
L	#6 CS NORTHRIDGE	3-1	L	#19 CS SACRAMENTO	4-3	L	SOUTHERN UTAH	8-1
L	#7 CALIFORNIA	3-0	L	#19 CS SACRAMENTO	4-2	L	CAL POLY SLO	4-2
L	SANTA CLARA	2-1	L	at Saint Mary's	4-3	W	SANTA CLARA	7-2
L	at #17 CS Sacramento	1-0	L	#8 CS NORTHRIDGE	1-0	W	SANTA CLARA	8-6
L	at #17 CS Sacramento	1-0	W	#10 CALIFORNIA	2-1	W	SANTA CLARA	8-3
L	*#4 UNLV	3-2	L	UTAH STATE	8-4	W	#22 HAWAII	8-3
L	*#4 UNLV	8-0	L	UTAH STATE	10-0	W	#22 HAWAII	5-4
	NIST - 2nd Place		L	UTAH STATE	3-1	L	#22 HAWAII	12-5
W	Santa Clara	6-1	W	UTAH STATE	12-6	L	#22 HAWAII	16-0
L	Stephen F. Austin	9-7	L	at Long Beach State	1-0	L	UTAH	8-1
W	Iowa	8-1	L	at Long Beach State	9-4	L	UTAH	7-2
L	Colorado State	6-5	L	at UC Santa Barbara	5-0	L	at CS Sacramento	2-0
W	Stephen F. Austin	15-1	L	at UC Santa Barbara	1-0	L	at CS Sacramento	3-0
W	#12 Nebraska	6-3	W	National Invitational Softball Tournament		L	COLORADO STATE	9-4
W	Colorado State	5-4	W	Loyola Marymount	10-3	L	COLORADO STATE	6-5
L	#23 Washington	16-3	W	Tulsa	7-5		National Invitational Softball Tournament	
W	NEW MEXICO STATE	4-2	W	Wisconsin	9-0	W	Northeastern Illinois	7-6
W	NEW MEXICO STATE	8-0	W	Purdue	4-2	L	Missouri	7-0
L	at Saint Mary's	3-1	L	Northern Illinois	7-3	W	Purdue	5-1
W	at Saint Mary's	5-4	L	Colorado State	4-1	L	Colorado State	8-1
W	at UC Santa Barbara	2-0	L	at #20 Hawai'i	6-3	W	Evansville	14-4
W	at UC Santa Barbara	3-0	L	at #20 Hawai'i	9-1	L	Colorado State	5-1
W	at Long Beach State	3-2	L	at #20 Hawai'i	10-1		AT&T Capital Classic	
L	at Long Beach State	1-0	W	at #20 Hawai'i	5-3	L	#17 California	3-1
L	#2 UCLA	6-0	L	#5 CS FULLERTON	13-3	L	#8 Michigan State	5-1
L	#2 UCLA	15-1	L	#5 CS FULLERTON	3-2	L	Nebraska	5-2
W	at #3 CS Fullerton	2-0	W	#25 NEW MEXICO STATE	4-3	W	Arkansas	4-3
L	at #3 CS Fullerton	8-3	W	#25 NEW MEXICO STATE	8-5	L	Sacramento State	4-0
W	at #20 Cal Poly SLO	2-1	W	#6 UNLV	2-0	W	Harvard	4-1
L	at #20 Cal Poly SLO	5-4	L	#6 UNLV	6-5	L	Toledo	5-1
L	SAINT MARY'S	2-0	L	at Pacific	8-0	W	NEW MEXICO	8-6
W	SAINT MARY'S	8-0	L	at Pacific	6-0	L	NEW MEXICO	6-0
L	at Santa Clara	3-2	L	at #9 UNLV	5-0	L	UNLV	12-5
W	at Santa Clara	4-3	L	at #9 UNLV	14-6	L	UNLV	6-0
L	PACIFIC	7-6	L	at New Mexico State	2-1	L	#2 FRESNO STATE	18-0
W	PACIFIC	6-2	L	at New Mexico State	3-2	W	#2 FRESNO STATE	6-3
L	at #5 UNLV	2-0	L	at Stanford	5-4	L	at San Diego State	3-0
L	at #5 UNLV	10-4	L	at Stanford	7-5	W	at San Diego State	2-1
W	at New Mexico State	4-3	W	at Loyola Marymount	3-2	L	at #1 Fresno State	10-5
L	at New Mexico State	2-0	W	at Loyola Marymount	4-1	L	at #1 Fresno State	2-0
W	LONG BEACH STATE	7-0	W	at #9 CS Fullerton	4-3	W	STANFORD	10-1
W	LONG BEACH STATE	6-3	L	at #9 CS Fullerton	10-0	L	STANFORD	9-0
			W	at Santa Clara	6-3	L	at UNLV	6-4
			W	at Santa Clara	9-1	L	at UNLV	9-8



# Year-By-Year Scores



L	at Fresno State	4-0	L	Texas A&M-Corpus Christi	2-1		NIST	
L	at Fresno State	3-1	W	Miami (Ohio)	2-0	W	Arizona State	1-0
L	PORTLAND STATE	5-0	W	Mississippi	2-1	L	Northern Iowa	4-1
W	PORTLAND STATE	10-0	L	Western Kentucky	5-0	L	Buffalo	3-2
W	at Tulsa	3-0	L	at Loyola Marymount	3-0	W	Syracuse	9-4
L	at Tulsa	8-0	W	at Loyola Marymount	1-0	W	UNC Greensboro	2-0
W	at Tulsa	3-0	W	at UC Riverside	1-0		Capital Classic	
L	at Tulsa	2-0	L	at UC Riverside	5-3	L	California	6-1
W	at Santa Clara	4-1	L	FRESNO STATE	2-0	W	Miami (Ohio)	4-0
W	at Santa Clara	4-3	W	FRESNO STATE	1-0	L	Kansas	5-3
L	FRESNO STATE	4-0	W	LOYOLA MARYMOUNT	3-2	L	Syracuse	3-1
L	FRESNO STATE	12-4	L	LOYOLA MARYMOUNT	5-2	L	Wisconsin	7-2
L	LOYOLA MARYMOUNT	8-3	L	at Oregon	9-1	W	Saint Mary's	5-1
W	LOYOLA MARYMOUNT	5-2	L	at Oregon	4-1	L	Utah State	2-0
L	STANFORD	5-1	L	at Portland State	4-2	L	at Loyola Marymount	9-0
L	STANFORD	12-1	L	at Portland State	1-0	L	at Loyola Marymount	3-1
L	HAWAII	5-2	W	SAINT MARY'S	1-0	W	at Portland State	3-1
L	HAWAII	2-1	L	SAINT MARY'S	5-0	L	at Portland State	3-2
L	HAWAII	3-1	L	at Cal Poly	4-2	L	at Oregon State	1-0
L	HAWAII	11-4	L	at Cal Poly	2-1	L	at Oregon State	6-1
L	at Portland State	2-0	L	TULSA	1-0	L	HAWAII	3-1
W	at Portland State	10-1	W	TULSA	4-0	L	HAWAII	8-1

## 2001

**Head Coach: Dee Dee Enabenter**  
**26-41, 5-15 WAC**

	Spartan Early Bird	
W	CAL POLY	1-0
L	UCLA	8-0
L	CS NORTHRIDGE	1-0
L	CS NORTHRIDGE	1-0
L	CAL POLY	1-0
W	SAN FRANCISCO STATE	3-2
W	SAN FRANCISCO STATE	7-0
L	at Stanford	8-0
L	at Stanford	7-2
L	SACRAMENTO STATE	4-3
L	SACRAMENOT STATE	5-0
L	SANTA CLARA	4-3
W	SANTA CLARA	2-0
	Worth Invitational	
L	Minnesota	2-0
L	CS Fullerton	2-1
W	Portland State	3-1
W	Oregon	2-1
L	Pacific	4-1
W	Long Beach State	1-0
	National Invitational Tournament	
W	Virginia Tech	2-0
L	Miami (Ohio)	2-1
W	Santa Clara	2-0
L	Southern Illinois	2-1
W	UC Santa Barbara	4-1
W	Santa Clara	3-1
W	Sacramento State	7-4
L	Southern Illinois	1-0
W	MIAMI (OHIO)	4-3
L	MIAMI (OHIO)	2-1
	Capital Classic	
W	Mississippi	2-1
L	Brigham Young	5-0
L	Texas Tech	1-0
L	Iowa	5-0

L	TULSA	6-0
W	TULSA	1-0
W	at Santa Clara	1-0
W	at Santa Clara	5-1
L	at Fresno State	2-1
L	at Fresno State	2-1
L	at Hawaii	5-2
L	at Hawaii	7-2
L	at Hawaii	1-0
L	at Hawaii	7-0
L	PORTLAND STATE	2-1
L	PORTLAND STATE	4-2

## 2002

**Head Coach: Dee Dee Enabenter-Omidiji**  
**25-44, 8-16 WAC**

	Early Bird Classic	
L	CS Northridge	3-2
L	San Diego State	3-0
L	Long Beach State	5-2
L	Washington	9-1
L	UCLA	3-0
W	at San Francisco State	5-0
W	at San Francisco State	3-1
W	at Sacramento State	3-2
L	at Sacramento State	2-1
W	at Saint Mary's	1-0
W	at Saint Mary's	3-0
	Wildcat Invitational	
L	Arizona	8-0
L	Northern Iowa	7-1
L	CS Northridge	4-1
W	Drake	7-6
L	Eastern Michigan	3-1
L	Worth Invitational	
L	Portland State	2-1
L	CS Fullerton	10-0
W	Ohio State	7-6
L	San Diego State	4-3
L	Minnesota	4-3
L	Oregon State	5-0

L	Northern Iowa	4-1
L	Buffalo	3-2
W	Syracuse	9-4
W	UNC Greensboro	2-0
L	California	6-1
L	Miami (Ohio)	4-0
L	Kansas	5-3
L	Syracuse	3-1
L	Wisconsin	7-2
W	Saint Mary's	5-1
L	Utah State	2-0
L	at Loyola Marymount	9-0
L	at Loyola Marymount	3-1
W	at Portland State	3-1
L	at Portland State	3-2
L	at Oregon State	1-0
L	at Oregon State	6-1
L	HAWAII	3-1
L	HAWAII	8-1
W	HAWAII	2-1
L	HAWAII	9-2
L	LOUISIANA TECH	4-1
W	LOUISIANA TECH	6-5
L	TULSA	4-1
W	TULSA	2-1
L	at California	7-0
L	at Fresno State	1-0
L	at Fresno State	1-0
L	LOYOLA MARYMOUNT	8-5
L	LOYOLA MARYMOUNT	6-5
W	CAL POLY	5-0
L	CAL POLY	4-3
W	SANTA CLARA	3-2
W	SANTA CLARA	2-1
L	at Tulsa	3-1
L	at Tulsa	3-2
W	at Louisiana Tech	4-0
W	at Louisiana Tech	4-2
L	PORTLAND STATE	10-1
L	PORTLAND STATE	6-2
L	PACIFIC	1-0
W	PACIFIC	1-0
L	STANFORD	10-2
W	STANFORD	1-0
L	FRESNO STATE	1-0
W	FRESNO STATE	3-2

## 2003

**Head Coach: Dee Dee Enabenter-Omidiji**  
**26-35, 8-10 WAC**

	Early Bird Tournament	
W	Tennessee	3-1
L	California	3-1
L	Tennessee	5-3
L	California	9-0
	New Mexico State Tournament	
W	Bowling Green	6-5
L	Indiana	4-2
W	Eastern Illinois	6-4
W	Marshall	8-0



# Year-By-Year Scores

			2004		2005			
			Head Coach: Dee Dee Enabenter-Omidiji		Head Coach: Dee Dee Enabenter-Omidiji			
			16-35, 9-13 WAC		36-25, 10-8 WAC			
W	New Mexico State	10-2	L	CALIFORNIA	3-0	W	at UC Davis	6-2
L	at Santa Clara	5-0	L	CALIFORNIA	1-0	W	at UC Davis	1-0
L	at Santa Clara	6-2	At Stanford Classic			L	at #1 California	6-0
L	SACRAMENTO STATE	6-1	L	Alabama	2-0	L	at Santa Clara	4-2
L	SACRAMENTO STATE	2-1	L	at Stanford	8-0	L	at Santa Clara	8-3
L	SAINT MARY'S	1-0	L	Alabama	5-0	L	#24 PACIFIC	6-3
L	SAINT MARY'S	11-0	L	at Stanford	2-0	L	#24 PACIFIC	3-2
W	at Sacramento State	3-2	New Mexico State Tournament			W	at Grambling State	10-0
L	at Sacramento State	6-2	W	at New Mexico State	2-1	W	at Grambling State	6-0
L	Oregon State	7-0	L	Tennessee	9-3	Mardi Gras Classic, Monroe, La.		
L	Oregon	3-0	L	Boston	7-0	W	Louisiana Tech	4-0
L	Sacramento State	4-0	W	Southwest Missouri State	5-1	W	Southern Mississippi	6-1
W	Virginia Tech	2-0	L	Southwest Missouri State	7-6	W	at Louisiana-Monroe	3-1
L	UMKC	1-0	L	SACRAMENTO STATE	2-0	L	Louisville	1-0
	SJSU Invitational		L	SACRAMENTO STATE	4-3		Dixie Classic, Norfolk, Va.	
W	BUFFALO	4-3	L	SANTA CLARA	7-1	W	Villanova	5-3
W	BUFFALO	4-1	L	SANTA CLARA	6-0	L	Radford	2-1
W	SOUTHERN UTAH	2-1	W	NOTRE DAME DE NAMUR	2-1	W	George Mason	5-0
W	UTAH	2-1	L	NIST		W	Delaware	9-0
W	UTAH	2-1	L	Syracuse	3-2	W	at Norfolk State	11-0
L	ILLINOIS-CHICAGO	1-0	L	Wisconsin	8-1	W	Radford	5-1
L	ILLINOIS-CHICAGO	6-2	L	Santa Clara	3-0	W	at Cal Poly	1-0
	Rebel Games		L	Virginia	5-0	L	at Cal Poly	3-1
W	St. Peter's	8-3	L	Sacramento State	7-2	W	at Sacramento State	1-0
W	Dartmouth	2-0	W	UTEP	5-4	W	at Sacramento State	4-3
W	Towson	4-0	W	UTEP	4-0	W	CONNECTICUT	1-0
L	Jacksonville State	11-1	L	ILLINOIS-CHICAGO	5-4		NIST	
L	Wright State	1-0	W	ILLINOIS-CHICAGO	13-9	W	Rhode Island	8-0
L	Jacksonville State	1-0	L	at CS Northridge	1-0	L	#24 Arizona State	2-0
L	Towson	2-0	L	at CS Northridge	8-0	L	Iowa	5-4
W	Stetson	1-0	L	at Long Beach State	3-0	W	Sacramento State	3-2
W	MENLO	9-0	W	at Long Beach State	7-0	L	Santa Clara	7-5
W	MENLO	4-1	W	at Saint Mary's	6-5	L	NORTHERN IOWA	8-6
W	NEVADA	3-2	W	at Saint Mary's	4-1	L	NORTHERN IOWA	8-1
W	NEVADA	7-6	L	LOUISIANA TECH	3-1		SPARTAN CLASSIC	
W	NEVADA	1-0	L	LOUISIANA TECH	4-2	W	DARTMOUTH	10-2
L	NEVADA	8-3	L	TULSA	7-3	W	ST. FRANCIS	3-1
L	at Tulsa	1-0	L	TULSA	4-0	W	COLORADO STATE	2-0
L	at Tulsa	3-1	W	at Nevada	11-6		SPARTAN INVITE	
L	at Louisiana Tech	7-2	W	at Nevada	3-1	W	ST. FRANCIS	9-0
L	at Louisiana Tech	3-2	L	at Fresno State	1-0	W	DARTMOUTH	4-0
L	at Fresno State	5-0	L	at Fresno State	6-5	L	BROWN	3-2
L	at Fresno State	5-2	W	at UTEP	3-1	W	BROWN	7-3
L	at Pacific	2-0	W	at UTEP	5-4	L	TULSA	1-0
L	at Pacific	3-2	L	FRESNO STATE	1-0	L	TULSA	2-0
L	at Hawaii	4-0	L	FRESNO STATE	5-0	W	TULSA	1-0
L	at Hawaii	6-1	L	NEVADA	1-0	L	at #8 Stanford	2-0
L	at Hawaii	4-0	W	NEVADA	2-1	L	at UTEP	6-4
W	at Hawaii	2-1	L	HAWAII	3-2	W	at UTEP	10-6
L	at Stanford	1-0	W	HAWAII	2-1	W	at UTEP	8-1
L	at Stanford	4-2	W	HAWAII	5-1	L	at #18 Fresno State	4-0
W	TULSA	3-1	L	HAWAII	3-1	W	at #18 Fresno State	3-1
W	TULSA	3-2	L	at Louisiana Tech	2-1	L	at #18 Fresno State	2-1
W	LOUISIANA TECH	5-4	L	at Louisiana Tech	2-1	L	#9 OREGON STATE	3-1
W	LOUISIANA TECH	1-0	L	at Louisiana Tech	2-1	L	#9 OREGON STATE	3-0
						W	UC DAVIS	2-1
						W	UC DAVIS	4-3
						L	NEVADA	10-4
						W	NEVADA	2-1
						W	NEVADA	5-3

# Year-By-Year Scores



L at Hawaii	2-1	WAC Tournament, Fresno, Calif.				<b>2008</b>	
W at Hawaii	3-2	L Hawaii	3-1			<b>Head Coach: Peter Turner</b>	
L at Hawaii	11-1	L New Mexico State	5-0			<b>26-35, 5-13 WAC</b>	
W LOUISIANA TECH	2-0			W at CSU Bakersfield			8-3
W LOUISIANA TECH	10-3			L at CSU Bakersfield			4-3
W LOUISIANA TECH	8-0			L at CSU Bakersfield			7-5
				L at CSU Bakersfield			5-4
				L at Sacramento State			5-2
				W at Sacramento State			6-5
				W CALIFORNIA			3-2
				Louisville Slugger Desert Classic			
				W Seton Hall			5-4
				L UTEP			4-3
				W Brigham Young			3-2
				L CSU Northridge			8-0
				L Oregon			4-3
				W SAINT MARY'S			6-4
				W SAINT MARY'S			3-0
				W SANTA CLARA			6-1
				L SANTA CLARA			2-0
				Wilson DeMarini Invitational			
				L Creighton			8-0
				L Arkansas			9-2
				L Drake			3-2
				W Florida International			2-1
				L #2 Arizona State			11-1
				L NORTH DAKOTA STATE			7-0
				L NORTH DAKOTA STATE			3-1
				NIST			
				W Tennessee State			4-2
				W Tennessee State			7-1
				L Northern Iowa			4-3
				L California			15-4
				W Boston College			6-5
				Saint Mary's Invitational			
				W Sacred Heart			8-0
				W UC Riverside			9-2
				W at Pacific			3-1
				L at Pacific			3-1
				W NORTH DAKOTA STATE			11-0
				L NORTH DAKOTA STATE			1-0
				L LOUISIANA TECH			1-0
				W LOUISIANA TECH			3-1
				W LOUISIANA TECH			5-2
				W SACRAMENTO STATE			4-3
				W at Saint Mary's			11-10
				L at Saint Mary's			8-5
				W at Utah State			15-8
				L at Utah State			8-6
				L at Utah State			11-10
				L at #20 Hawai'i			1-0
				L at #20 Hawai'i			3-1
				L at #20 Hawai'i			9-6
				W UC DAVIS			2-1
				W UC DAVIS			10-1
				L #12 FRESNO STATE			2-0
				L #12 FRESNO STATE			1-0
				L #12 FRESNO STATE			5-3
				L at #7 Stanford			7-3
				L at New Mexico State			4-1
				W at New Mexico State			14-8
				W at New Mexico State			4-2
				L #19 NEVADA			4-1



# Year-By-Year Scores

L #19 NEVADA	3-2	L at Louisiana Tech	4-1	W at Utah State	2-1
L #19 NEVADA	5-4	L #25 NEVADA	17-0	L at Utah State	2-1
WAC Tournament, Honolulu, Hawai'i		L #25 NEVADA	5-3	L at #14 Stanford	4-1
W Utah State	8-2	W #25 NEVADA	1-0	L at Boise State	10-7
L Nevada	5-0	WAC Tournament, Fresno, Calif.		W at Boise State	7-6
L Hawai'i	12-4	L Boise State	8-4	L at Boise State	15-0
		L New Mexico State	6-1	W NEW MEXICO STATE	3-2
				L NEW MEXICO STATE	2-1
				L NEW MEXICO STATE	8-7

## 2009

**Head Coach: Peter Turner**

**19-37, 6-15 WAC**

Red Desert Classic, St. George, Utah

W Idaho State	4-1
L Utah	6-5
L Brigham Young	3-2
L #12 Tennessee	16-0
W Utah Valley	14-4
UTEP Tournament	
L CS Northridge	7-4
W Northern Colorado	3-0
L New Mexico State	14-1
L UTEP	2-1
L Samford	6-1
W BOSTON	6-4
L BOSTON	3-1
L SACRAMENTO STATE	3-0
L BOSTON	4-1
L CSU BAKERSFIELD	5-4
W CSU BAKERSFIELD	1-0
L CSU BAKERSFIELD	4-2
L CSU BAKERSFIELD	5-0
L ILLINOIS STATE	14-2
W ILLINOIS STATE	4-0
W VERMONT	6-1
W VERMONT	8-0
NIST	
W COLORADO STATE	3-0
L LONG BEACH STATE	2-1
L CANISIUS	3-2
L UNLV	4-0
W CANISIUS	5-4
L PRINCETON	4-0
W PRINCETON	8-5
L at Fresno State	7-1
L at Fresno State	2-0
L at Fresno State	1-0
L DARTMOUTH	7-6
W UTAH STATE	9-1
L UTAH STATE	4-1
W UTAH STATE	3-1
W SANTA CLARA	7-1
W SANTA CLARA	9-1
W BOISE STATE	8-2
L BOISE STATE	4-2
W BOISE STATE	8-0
L at New Mexico State	14-4
L at New Mexico State	6-0
L at New Mexico State	16-7
W HAWAII	5-4
L HAWAII	6-5
L HAWAII	11-4
L at #4 Stanford	3-0
L at Louisiana Tech	10-1
L at Louisiana Tech	9-7

## 2010

**Head Coach: Peter Turner**

**34-25, 8-13 WAC**

Red Desert Classic, St. George, Utah

L Brigham Young	9-5
L Utah	8-0
W Utah Valley	7-3
W Northern Colorado	14-9
W Seattle	7-3
W SANTA CLARA	6-0
W SANTA CLARA	5-0
W CSU BAKERSFIELD	5-4
W CSU BAKERSFIELD	5-4
L CSU BAKERSFIELD	9-1
W CSU BAKERSFIELD	11-8
UTEP Invitational	
L UTEP	7-4
W Weber State	11-6
W New Mexico	6-1
L New Mexico	2-0
W Northern Colorado	16-1
W Weber State	12-1
Hornet Round Robin	
W Charlotte	4-3
W Sacramento State	10-4
W Sacramento State	11-5
W Charlotte	3-2
South Bay Super Series, PAL Stadium	
W Saint Mary's	8-7
W Saint Mary's	4-0
W Princeton	2-0
W Princeton	6-2
Judi Garman Softball Classic, Fullerton, Calif.	
L #15 Texas	13-8
L UNLV	7-1
L #11 Oklahoma	5-4
W Virginia	8-4
L Utah	12-2
W at UC Davis	5-4
L at Hawaii	3-2
L at Hawaii	7-3
L at Hawaii	7-1
L LOUISIANA TECH	2-0
L LOUISIANA TECH	9-1
W LOUISIANA TECH	10-2
W SANTA CLARA	4-2
L at Pacific	7-2
W at Nevada	7-6
W at Nevada	10-2
W at Nevada	11-9
L FRESNO STATE	2-1
L FRESNO STATE	4-0
W FRESNO STATE	1-0
L at Utah State	4-2

WAC Tournament, Las Cruces, N.M.	
W Louisiana Tech	6-5
L Hawaii	16-8
W New Mexico State	9-8
L Boise State	6-5