

San Jose State Men's Soccer Record Book

CREDITS

The Men's Soccer Record Book was created by Connor Pelton of the SJSU Athletics Media Relations department. Inside photography by Terrell Lloyd and San José State University.

San José State does not discriminate on the basis of race, color, religion, national origin, sex, sexual orientation, marital status, pregnancy, age, disability, disabled veteran's or Vietnam veteran's status. This policy applies to all San José State student and staff programs and activities. Questions regarding this policy should be directed to the Director of the Office of Equal Employment Opportunity/Affirmative Action, SJSU, San Jose, CA 95192, (408) 924-1115.

QUICK FACTS

Location	San José, Calif.
Enrollment	32,471
Founded	1857
Affiliation	NCAA Division I
Conference	Western Athletic
Nickname	Spartans
Colors	Gold, White & Blue
President	Dr. Mary Papazian
NCAA Faculty Representative	Tamar Samarjian
Director of Athletics	Marie Tuite
Men's Soccer Administrator	Eileen Daley

Coaching Staff

Head Coach	Simon Tobin (Nonington College, 1983)
Record, Years at School	38-68-12, 6 seasons
Overall Record, Seasons	343-257-66, 33 seasons
Assistant Coach	Eder Quintanilla
.....	University of the Basque Country, 2009 (1st season)
Assistant Coach	Jesus Sanchez
.....	CSU Bakersfield, 2012 (3rd season)
Volunteer Assistant Coach	Nic Ryan
.....	UC Santa Barbara, 2012 (3rd season)
Office Phone	408-924-1261
Office Fax	408-924-1301

Athletics Media Relations

Men's Soccer Contact	Connor Pelton
E-Mail	connor.pelton@sjsu.edu
Office Phone	408-924-1229
Cell Phone	503-998-7686
Office Fax	408-924-1291
Athletics Department Phone	408-924-1200
Website	SJSUSpartans.com

Follow

Twitter	@SanJoseStateMS
Instagram	@sanjosestatems



Coaching Staff



SIMON TOBIN

Head Coach
Sixth Season
Nonington College, 1983

Simon Tobin, who coached teams at CSU Bakersfield to an NCAA Division II championship and seven conference titles, accepted the San José State University men's soccer head coaching position in June of 2014.

Tobin brings a 343-256-67 win-loss record over 33 seasons in men's soccer into 2020. His 1997 Roadrunners won the NCAA Division II Men's Soccer Championship as part of eight NCAA Division I and II championship appearances. Of CSU Bakersfield's seven conference titles, three were in the last four seasons (2010, 2011 and 2012) as the Mountain Pacific Sports Federation's (MPSF) Pacific Division winner.

Entering the 2020 campaign, Tobin's 343 victories ranks at No. 10 in all of Division I among active coaches.

Postseason success has been a staple of Tobin's time in San José as the Spartans made the Western Athletic Conference title match in both the 2017 and 2018 seasons. He has continued to turn out some of the top talent in the conference year in and year out, placing a total of 19 players on the All-Western Athletic Conference Teams throughout his tenure.

The native of London, England, was named CSU Bakersfield's head coach for men's soccer in 1987. In 19 seasons competing as a NCAA Division II program, the Roadrunners were ranked in the final top-20 national coaches poll 10 times. His teams posted .500 or better win-loss records 22 out of his 27 seasons and won 10 or more matches in a season 17 times.

The 1997 National Soccer Coaches Association of America (NSCAA) National Coach of the Year is a six-time conference Coach-of-the-Year in the California Collegiate Athletic Association (CCAA) and the MPSF.

Tobin cites CSUB's NCAA Division I Tournament selection in 2011, in just the second year of the program being a fully fledged Division I team, as his biggest coaching achievement to date.

During Tobin's career he has produced numerous top professional players, and also initiated the collegiate coaching careers of many former male and female players.

Tobin resides in Santa Cruz with wife, Amy, and daughter, Ava.

THE TOBIN FACTORY

Players

- Gyasi Zardes (USA National Team & Columbus Crew)
- Richard Menjivar (El Salvador National Team & Tampa Bay Rowdies)
- Kory Kindle (Colorado Rapids)
- Lyle Martin (Chivas USA)
- Joe Munoz (NY Metro Stars)
- Josh Wicks (DC United)
- Beto Navarro (Fresno FC)
- Jesus Sanchez (Oklahoma City Energy)
- Enrique Montano (Louisville City FC)
- Eric Shannon (Charleston Battery)
- Keith Costigan (Portland Timbers)

Coaches

- Jeremy Gunn (Stanford)
- John Smith (Cornell)
- Ben Graham (Holy Cross)
- Matt Barnes (St. Mary's - Texas)
- Fabian Sandoval (Cal State LA)
- Keith Costigan (UC Irvine)
- Kyle Gookins (Stetson)
- Nicole Van Dyke (Penn)
- Jamie Suprenant (UC Irvine)
- Kristy Walker (Pepperdine)

Eder Quintanilla

Assistant Coach
First Season
University of the Basque Country, 2009

Eder Quintanilla joined the Spartans men's soccer staff as an assistant coach in 2020 and is entering his first season in San José.

He arrives at SJSU after spending the last four years as a member of the San Jose Earthquakes Development Academy coaching staff, most recently serving as the head coach of the Earthquakes' U19 team.

While with the Earthquakes, Quintanilla applied his evaluation techniques and personal knowledge stemming from his earlier playing and coaching days to advance a fast-growing academy program. There are currently nine Earthquakes Academy products on the San José State roster.

Prior to joining the coaching staff at the Earthquakes Academy, Quintanilla helped guide Wake Forest's resurgence back into one of the top collegiate programs in the nation.

He joined the Demon Deacons as the team's director of player development in 2014 and served as an assistant coach for the 2015 season, a campaign that saw the club win the ACC title en route to an Elite Eight appearance in the NCAA Tournament.

Quintanilla graduated from the University of the Basque Country in 2009 and holds a Master's degree from INEDI School (Spain).

Nic Ryan

Volunteer Assistant Coach
Third Season
UC Santa Barbara, 2012

Nic Ryan returned to his hometown of San José in 2017 to join the Spartans men's soccer staff as a volunteer assistant coach.

In his first season in the role, Ryan helped guide the team to the Western Athletic Conference title match while coaching five players that received All-WAC recognition. The 2018 campaign marked Ryan's second in San José and once again the Spartans returned to the WAC title match to cap a strong finish to the season.

In his latest year on staff, 2019, Ryan helped coach four players to All-WAC honors as the Spartans advanced to the WAC Tournament for the third time in his three years on staff.

Jesus Sanchez

Assistant Coach
Third Season
CSU Bakersfield, 2012

Jesus Sanchez joined the Spartans men's soccer staff as an assistant coach in 2018 and is now entering his third season in San José.

In his first year on staff, the team caught fire towards the end of the season and ultimately finished as the Western Athletic Conference runner-up, advancing all the way to the WAC title match. In addition, he helped coach a quintet of Spartans to All-WAC honors in his first season on staff.

Sanchez played collegiately for now San José State head coach Simon Tobin at CSU Bakersfield from 2009 to 2012, becoming one of the most prolific players in program history in his time with the Roadrunners. He finished his four seasons there with 16 goals and 27 assists while compiling a record of 40-22-15. One of Sanchez's top performances came as a sophomore, where he led CSUB in both goals (8) and points (18) en route to an 11-win season.

After graduating from CSU Bakersfield, Sanchez would go on to have a successful playing career in the United Soccer League with the Oklahoma City Energy.

The Mazatlan, Mexico native began his coaching career at Roadrunner United FC and most recently coached with the PACNW Soccer Club in Washington before making the move to San José.

2019 Review

Overall: 5-12-2 **Conference:** 5-4-2 **Home:** 4-4-0 **Away:** 1-7-2 **Neutral:** 0-1-0

##	Name	GP-GS	Min	G	A	Pts	Sh	Shot%	SOG	SOG%	YC-RC	GW	PK-ATT
7	Castro, Rudy	18-18	1317	9	2	20	59	0.153	31	0.525	3-1	1	3-4
14	Brenes, Nicolas	18-15	1184	4	0	8	37	0.108	20	0.541	0-0	1	0-0
11	Sanchez, Danny	19-9	862	4	0	8	22	0.182	14	0.636	1-0	0	0-0
18	Lemus, Omar	18-16	1321	1	5	7	4	0.250	4	1.000	1-0	0	0-0
17	Khorami, Suliman	15-12	803	3	0	6	15	0.200	8	0.533	1-0	0	0-0
2	Farias, Angel	19-16	1314	2	1	5	6	0.333	4	0.667	1-0	0	0-0
10	Miranda, Willy	14-1	509	2	1	5	13	0.154	5	0.385	4-0	1	1-1
12	Gomez-Zavala, Carlos	19-19	1574	1	2	4	6	0.167	3	0.500	0-0	1	0-0
8	Allen, Max	18-18	1555	0	3	3	30	0.000	14	0.467	6-1	0	0-0
13	Buenfil, Eduardo	19-16	1352	1	1	3	20	0.050	10	0.500	1-0	0	0-0
15	Dukes, Jeff	18-18	1530	1	0	2	9	0.111	6	0.667	2-1	1	0-0
6	Wood, Finlay	16-13	1245	0	1	1	10	0.000	4	0.400	1-0	0	0-0
3	Adam, Jamal	13-0	302	0	1	1	5	0.000	1	0.200	0-0	0	0-0
9	de Dios, Isaiah	9-2	201	0	0	0	1	0.000	1	1.000	0-0	0	0-0
16	Hernandez, Aoi	3-0	44	0	0	0	0	0.000	0	0.000	0-0	0	0-0
5	Saydee, Eddie	9-5	519	0	0	0	2	0.000	2	1.000	2-0	0	0-0
19	Mariani, Jered	14-0	270	0	0	0	1	0.000	1	1.000	0-0	0	0-0
23	Poulsgaard, Kasper	7-4	379	0	0	0	0	0.000	0	0.000	0-0	0	0-0
21	Boyce, Julian	6-0	85	0	0	0	3	0.000	1	0.333	0-0	0	0-0
22	Barajas, Andy	7-1	193	0	0	0	0	0.000	0	0.000	0-0	0	0-0
20	Briens, Ethan	1-0	12	0	0	0	1	0.000	1	1.000	0-0	0	0-0
24	Bermudez, Miguel	5-0	116	0	0	0	0	0.000	0	0.000	0-0	0	0-0
27	Redfield, Josh	14-7	876	0	0	0	1	0.000	0	0.000	0-0	0	0-0
28	Lopez, Jorge	3-0	45	0	0	0	1	0.000	0	0.000	0-0	0	0-0

Total		321	19366	28	17	73	246	0.114	130	0.528	24-3	5	4-5
Opponents		324	19402	39	32	110	258	0.151	120	0.465	36-1	12	5-6

#	Name	GP-GS	MIN	GA	GAA	SV	SV%	W	L	T	SHO	SF
1	Reyes-Zavalza, Rodrigo	5-5	453:55	17	3.37	10	0.370	0	5	0	0	61
25	Sweeney, David	14-14	1303:27	22	1.52	67	0.753	5	7	2	1	198
Total		19	1757:22	39	2.00	77	0.664	5	12	2	4	259
Opponents		324	1757:22	28	1.43	99	0.780	-	-	-	5	245

GOALS BY PERIOD	1st	2nd	OT	OT2	Total
San Jose State	14	14	0	0	28
Opponents	13	24	2	0	39

SHOTS BY PERIOD	1st	2nd	OT	OT2	Total
San Jose State	103	136	3	4	236
Opponents	110	142	5	1	258

SAVES BY PERIOD	1st	2nd	OT	OT2	Total
San Jose State	34	47	1	0	82
Opponents	38	62	1	1	102

CORNER KICKS BY PERIOD	1st	2nd	OT	OT2	Total
San Jose State	33	45	0	3	81
Opponents	39	33	2	2	76

FOULS BY PERIOD	1st	2nd	OT	OT2	Total
San Jose State	73	86	2	3	164
Opponents	102	132	5	2	241

ATTENDANCE SUMMARY	SJSU
Total	3207
Dates/Avg Per Date	8/400
Neutral Site	1/87

SHOT STATISTICS	SJSU	OPP
Goals-Shot attempts	28-246	39-258
Goals scored per game	1.47	2.05
Shot pct.	.114	.151
Shots on goal-Attempts	130-246	120-258
SOG pct.	.528	.465
Shots/Game	12.9	13.6
Corner Kicks	81	76
Penalty Kicks	4-5	5-6
Penalties		
Yellow cards	26	37
Red cards	3	1
ATTENDANCE		
Total	3207	5796
Dates/Avg Per Date	8/400	11/526
Neutral Site #/Avg	1/87	

Home Cooking - Top Men's Soccer Crowds at Spartan Soccer Complex

Aug. 25, 2017 vs. Stanford - 1,028
Aug. 30, 2019 vs. Sacramento State - 637
Oct. 6, 2019 vs. Houston Baptist - 544
Sept. 9, 2019 vs. Saint Mary's - 537
Sept. 3, 2017 vs. Sacramento State - 527

Opened prior to the 2017 season, Spartan Soccer Complex is home to both the men's and women's Spartan soccer teams. The fields have been used for World Cup team practices and MLS training sessions, among other organizations. The fields provide high quality training facilities and boasts one of the top playing surfaces on the West Coast.

The first-ever match at Spartan Soccer Complex for the men's soccer program was held against the No. 1 team in the nation at the time in the Stanford Cardinal.

First SJSU Goal At Spartan Soccer Complex

Andy Rios - 5th minute vs. UC Davis (9/1/17)

First SJSU Win at Spartan Soccer Complex

3-2 vs. UC Davis (9/1/17)

Postseason History

1963 NCAA Tournament

San Francisco 2, San José State 0

1964 NCAA Tournament

San José State 5, Air Force 3
St. Louis 5, San José State 0

1966 NCAA Tournament

San Francisco 2, San José State 1

1967 NCAA Tournament

San José State 3, San Francisco 3 -- SJSU PK
St. Louis 4, San José State 3

1968 NCAA Tournament

San José State 3, UCLA 1
San José State 1, Air Force 0
Maryland 4, San José State 3

1969 NCAA Tournament

San José State 1, Air Force 0
San Francisco 3, San José State 1

1970 NCAA Tournament

Denver 2, San José State 1

1971 NCAA Tournament

San José State 2, San Diego State 1
San Francisco 3, San José State 2

1972 NCAA Tournament

San José State 4, Fresno State 0
UCLA 3, San José State 1

1974 NCAA Tournament

UCLA 3, San José State 2 (20T)

1976 NCAA Tournament

San José State 4, Washington 1
San Francisco 5, San José State 0

1997 WAC Championship (Fresno, Calif.)

SMU 2, San José State 1

1998 WAC Championship (Fresno, Calif.)

Tulsa 3, San José State 1

1998 NCAA Tournament

Stanford 3, San José State 2 (30T)

2000 MPSF Championship (Fullerton, Calif.)

San José State 1, UC Irvine 0
San José State 3, Cal State Fullerton 2

2000 NCAA Tournament

Indiana 4, San José State 0

2001 MPSF Championship (Fresno, Calif.)

San José State 2, Denver 0
Fresno State 0, San José State 0 -- FSU PK, 3-2

2002 MPSF Championship (Albuquerque, N.M.)

San José State 3, UNLV 3 -- SJSU PK, 5-4
New Mexico 2, San José State 1 (OT)

2003 MPSF Championship (Sacramento, Calif.)

San José State 2, San Diego State 1
San José State 3, New Mexico 2

2003 NCAA Tournament

California 2, San José State 0

2009 MPSF Championship (Denver, Colo.)

UNLV 4, San José State 2

2011 MPSF Championship (Denver, Colo.)

San José State 4, Sacramento State 2
New Mexico 3, San José State 0

2012 MPSF Championship (Albuquerque, N.M.)

Denver 2, San José State 1 (OT)

2013 WAC Championship (USAFA, Colo.)

San José State 1, CSU Bakersfield 0
Seattle University 2, San José State 1

2014 WAC Championship (Seattle, Wash.)

Kansas City 3, San José State 0

2015 WAC Championship (Kansas City, Mo.)

UNLV 3, San José State 1

2017 WAC Championship (Las Vegas, Nev.)

San José State 2, UTRGV 0
San José State 1, Air Force 0
Seattle University 2, San José State 1

2018 WAC Championship (Seattle, Wash.)

San José State 3, Seattle University 3 -- SJSU PK, 6-5
San José State 1, UTRGV 0
Grand Canyon 1, San José State 0

2019 WAC Championship (USAFA, Colo.)

CSU Bakersfield 1, San José State 0

Coaching History

Year	Head Coach	Record	Winning Pct.	Year	Head Coach	Record	Winning Pct.
1927	A.S. Cakebread	1-3-2	.250	1990	Gary St. Clair	4-17-0	.190
1928	A.S. Cakebread	1-6-0	.143	1991	Gary St. Clair	5-14-1	.263
1929	A.S. Cakebread	7-1-2	.875	1992	Gary St. Clair	6-10-3	.375
1930	A.S. Cakebread	3-4-0	.429	1993	Gary St. Clair	9-7-2	.563
CAKEBREAD'S SJSU CAREER RECORD				12-14-4 (4 seasons)			
1931	Charles L. Walker	0-8-0	.000	1994	Gary St. Clair	15-4-0	.789
1932	Charles L. Walker	1-6-1	.143	1995	Gary St. Clair	6-11-1	.353
1933	Charles L. Walker	2-4-0	.333	1996	Gary St. Clair	10-6-3	.625
1934	Charles L. Walker	4-5-1	.444	1997	Gary St. Clair	9-10-0	.474
1935	Charles L. Walker	3-6-2	.333	1998	Gary St. Clair	14-6-1	.700
WALKER'S SJSU CAREER RECORD				10-29-4 (5 seasons)			
1936	H.C. McDonald	2-7-0	.222	1999	Gary St. Clair	7-11-2	.389
1937	H.C. McDonald	3-5-3	.375	2000	Gary St. Clair	20-1-1	.932
1938	H.C. McDonald	10-1-4	.909	2001	Gary St. Clair	9-7-4	.550
1939	H.C. McDonald	1-2-2	.818	2002	Gary St. Clair	12-9-0	.571
MCDONALD'S SJSU CAREER RECORD				26-15-9 (4 seasons)			
1940	Gordon Maybury	7-0-1	.938	2003	Gary St. Clair	12-7-2	.619
1941	Gordon Maybury	4-0-3	.786	2004	Gary St. Clair	5-13-1	.289
MAYBURY'S SJSU CAREER RECORD				11-0-4 (2 seasons)			
1942	Roy Diedericksen	6-0-0	1.000	2005	Gary St. Clair	11-5-3	.658
DIEDERICKSEN'S SJSU CAREER RECORD				6-0-0 (1 season)			
1954	Julius Menendez	0-6-0	.000	2006	Gary St. Clair	7-10-1	.417
1955	Julius Menendez	2-4-1	.357	2007	Gary St. Clair	10-9-0	.526
1956	Julius Menendez	2-5-2	.333	2008	Gary St. Clair	9-5-4	.611
1957	Julius Menendez	2-5-1	.313	2009	Gary St. Clair	9-10-1	.475
1958	Julius Menendez	1-5-1	.214	2010	Gary St. Clair	7-9-3	.447
1959	Julius Menendez	3-4-1	.438	2011	Gary St. Clair	9-8-3	.525
1960	Julius Menendez	4-4-1	.500	2012	Gary St. Clair	8-9-1	.472
1961	Julius Menendez	5-5-0	.500	2013	Gary St. Clair	4-13-4	.286
1962	Julius Menendez	2-6-0	.250	ST. CLAIR'S SJSU CAREER RECORD 217-211-41 (24 seasons)			
1963	Julius Menendez	9-4-0	.692	2014	Simon Tobin	6-11-2	.368
1964	Julius Menendez	9-4-2	.667	2015	Simon Tobin	6-11-2	.368
1965	Julius Menendez	8-3-2	.692	2016	Simon Tobin	4-13-2	.263
1966	Julius Menendez	9-2-0	.818	2017	Simon Tobin	9-11-1	.452
1967	Julius Menendez	10-1-2	.846	2018	Simon Tobin	8-10-3	.452
1968	Julius Menendez	13-2-0	.867	2019	Simon Tobin	5-12-2	.316
1969	Julius Menendez	13-2-0	.867	TOBIN'S SJSU CAREER RECORD 38-68-12 (6 seasons)			
1970	Julius Menendez	11-1-2	.857				
1971	Julius Menendez	13-3-1	.794				
1972	Julius Menendez	15-2-1	.861				
1973	Julius Menendez	8-5-3	.594				
1974	Julius Menendez	11-3-4	.667				
1975	Julius Menendez	9-5-2	.625				
1976	Julius Menendez	15-5-3	.717				
1977	Julius Menendez	9-8-0	.529				
1978	Julius Menendez	19-3-0	.864				
1979	Julius Menendez	12-5-0	.706				
1980	Julius Menendez	13-6-1	.675				
1981	Julius Menendez	14-4-1	.763				
1982	Julius Menendez	10-8-2	.550				
1983	Julius Menendez	12-6-2	.650				
1984	Julius Menendez	6-14-1	.310				
1985	Julius Menendez	6-11-2	.368				
1986	Julius Menendez	8-9-3	.475				
1987	Julius Menendez	5-12-3	.325				
1988	Julius Menendez	2-18-0	.100				
1989	Julius Menendez	5-15-1	.262				
MENENDEZ'S SJSU CAREER RECORD				295-205-45 (36 seasons)			

Career Leaders

Goals

	No.	Name	Seasons
1.	75	Ismael Perez	1975-78
2.	68	Mani Hernandez	1968-69, 71
3.	64	Giulio Bernardi	1978-81
4.	49	Al Korbus	1963-64
5.	47	Jim Zylker	1971-72
6.	46	Ed Storch	1966-68
7.	45	Sergio Cardoso	1980-81
		Henry Camacho	1966-68
9.	44	Tony Suffle	1970-73
10.	39	Fred Nourzad	1966-68

Assists

	No.	Name	Seasons
1.	32	Joe Pimentel	1979-82
2.	29	Mani Hernandez	1968-69, 71
3.	27	Giulio Bernardi	1978-81
4.	26	Jim Zylker	1971-72
5.	25	Tony Suffle	1970-73
6.	24	Lars Lyssand	1998-2001
		John Bradley	1977-79
8.	23	Brian Weaver	1991-94
		Ismael Perez	1975-78
10.	22	Joe Silveira	1976-79

Points

	No.	Name	Seasons
1.	173	Ismael Perez	1975-78
2.	165	Mani Hernandez	1968-69, 71
3.	157	Giulio Bernardi	1978-81
4.	120	Jim Zylker	1971-72
5.	113	Tony Suffle	1970-73
6.	105	Ed Storch	1966-68
7.	101	Sergio Cardoso	1980-81
		Henry Camacho	1966-68
		Al Korbus	1963-64
10.	89	Fred Nourzad	1966-68

Shots


	No.	Name	Seasons
1.	365	Ismael Perez	1975-78
2.	322	Jim Zylker	1970-72
3.	286	Mani Hernandez	1968-69, 71
4.	259	Steve Swadley	1976-78
5.	242	Tony Suffle	1970-73
6.	239	Fred Nourzad	1966-68
7.	218	Ed Storch	1966-68
8.	212	Henry Camacho	1966-68
9.	202	Lars Lyssand	1998-2001
10.	174	Rory Knibbs	2013-16

Saves

	No.	Name	Seasons
1.	253	Keith Bateman	1992-95
2.	242	John Olejnik	1980, 82-84
3.	238	Brandon Main	1994-97
4.	225	Jonathan Lester	2009-11
5.	219	Joe Gangale	1985-86
6.	212	Ryan Moore	1979-82
7.	206	Mike Taft	1988-89
8.	185	Richard Mann	2005-08
9.	171	Chris Humphreys	1997-2000
10.	156	Emmanuel Espinoza	2012-15

Shutouts (Combined)

	No.	Name	Seasons
1.	18	Chris Humphreys	1997-2000
		Gary St. Clair	1970-74
3.	15	Jonathan Lester	2009-11
		Sean Keohane	1976-77
5.	13	Richard Mann	2005-08
		Ryan Moore	1979-82
7.	10	Keith Bateman	1992-95
		Paul Coffee	1977-78
9.	9	John Olejnik	1980, 82-84
		Rick Habenicht	1968



Ismael "Easy" Perez holds three Spartans career records (goals, points and shots) and is eighth in assists. His 25 goals and 60 points in 1976 are the second most produced by a Spartan in a single season.

Goals		
2019	Rudy Castro	9
2018	Omar Lemus	6
2017	Jeremy Romero	10
2016	Jeremy Romero	4
2015	Rory Knibbs	11
2014	Greg Harte	9
	Rory Knibbs	9
2013	Rory Knibbs	8
2012	Steven Sanchez	9
2011	Nick Cashmere	7
	Steven Sanchez	7
2010	Josh Boemecke	9
2009	Nick Cukar	8
2008	Nick Cukar	9
2007	Ismael Ibarra	9
2006	Colby Moore	4
2005	Nelson Diaz	10
2004	Tim McKinney	6
2003	Randy Poggio	14
2002	Tony Chang	5
	Johnny Gonzalez	5
	Randy Poggio	5
2001	Lars Lyssand	13
2000	Jorge Martinez	17
1999	Aman Kebreab	8
1998	Chad Harper	9
1997	Jorge Martinez	8
	Brandon Snyder	8
1996	Aman Kebreab	13
1995	Jason Martinez	10
1994	Jason Martinez	13
1993	Brian Weaver	13
1992	Matthew Ball	4
	Daniel Ortega	4
1991	Matthew Ball	4
	Scott Wiebe	4
1990	Hector Uribe	3
	Scott Wiebe	3

Assists		
2019	Omar Lemus	5
2018	Omar Lemus	4
2017	Max Allen	5
2016	Suliman Khorami	6
2015	Jonathan Colunga	4
	Alex Alcaraz	4
2014	Jonathan Colunga	8

2013	Frankie Beauchamp	6
2012	Jonathan Salceda	6
2011	Roberto Casteneda	5
	Steven Sanchez	5
2010	Nick Cukar	4
2009	Ricky Dorrego	6
2008	Colby Moore	8
2007	Ricky Dorrego	5
2006	Julio Gonzalez	2
	Hiroki Akiyama	2
	Gavin Wenyon	2
	Ed Brand	2
2005	Gavin Wenyon	9
2004	Marvin Sorto	7
2003	Tim McKinney	8
2002	Frank Mata	4
2001	Lars Lyssand	10
2000	Jorge Martinez	11
1999	Henning Iverson	4
	Jacob Kurey	4
1998	Eduardo Martinez	10
1997	Chad Harper	4
1996	Aman Kebreab	6
	Jody Riehl	6
	Justin Smith	6
1995	Jason Martinez	6
1994	Brian Weaver	12
1993	Brian Weaver	7
1992	Spencer Belideau	3
	Anthony Hare	3
	Scott Wiebe	3
1991	Brain Weaver	3
1990	Phoung Ngo	6

Points		
2019	Rudy Castro	20
2018	Omar Lemus	16
2017	Jeremy Romero	20
2016	Jeremy Romero	8
2015	Rory Knibbs	23
2014	Rory Knibbs	20
2013	Rory Knibbs	18
2012	Steven Sanchez	21
2011	Steven Sanchez	19
2010	Josh Boemecke	18
2009	Nick Cukar	17
2008	Nick Cukar	18
2007	Ismael Ibarra	21

2006	Colby Moore	8
	Hiroki Akiyama	8
2005	Nelson Diaz	22
2004	Tim McKinney	16
2003	Randy Poggio	32
2002	Tony Chang	13
2001	Lars Lyssand	36
2000	Jorge Martinez	45
1999	Aman Kebreab	17
1998	Chad Harper	22
1997	Brandon Snyder	19
1996	Aman Kebreab	32
1995	Jason Martinez	24
1994	Brian Weaver	28
1993	Brian Weaver	33
1992	Matthew Ball	10
1991	Scott Wiebe	10
1990	Phoung Ngo	12

Shots		
2019	Rudy Castro	59
2018	Omar Lemus	36
2017	Jeremy Romero	38
2016	Alex Alcaraz	34
2015	Rory Knibbs	60
2014	Greg Harte	45
2013	Rory Knibbs	46
2012	Steven Sanchez	54
2011	Nick Cashmere	59
2010	Josh Boemecke	56
2009	Nick Cukar	47
2008	Efrain Burgos	77
2007	Efrain Burgos	63
2006	Hiroki Akiyama	40
2005	Nelson Diaz	76
2004	Johnny Gonzalez	46
2003	Randy Poggio	63
2002	Frank Mata	33
2001	Lars Lyssand	59
2000	Isaias Bardales	86
1999	Isaias Bardales	52
1998	Brandon Snyder	73
1997	Brandon Snyder	60
1996	Aman Kebreab	53
1995	Jason Martinez	45
1994	Brian Weaver	63
1993	Brian Weaver	43
1992	Scott Wiebe	45

Season Leaders

1991	Scott Wiebe	40
1990	Hector Uribe	33

Saves

2019	David Sweeney	67
2018	Alex Clewis	95



Manny Espinoza led the Spartans with 69 saves in 2013 and was in goal for each of the team's wins. He was named team MVP and was selected to the WAC All-Tournament Team.

2017	David Heredia	23
2016	Nedin Tucakovic	89
2015	Emmanuel Espinoza	49
2014	Felix Petermann	51
2013	Emmanuel Espinoza	69
2012	Michael Schwinn	58
2011	Jonathan Lester	105
2010	Jonathan Lester	72
2009	Jonathan Lester	48
2008	Lewis Sweeney	58
2007	Lewis Sweeney	50
2006	Richard Mann	72
2005	Richard Mann	58
2004	Dan Benton	91
2003	Tyler Tratten	64
2002	Eddie Dominguez	39

2001	Dan Benton	36
2000	Chris Humphreys	50
1999	Chris Humphreys	34
1998	Chris Humphreys	31
1997	Brandon Main	60
1996	Brandon Main	65
1995	Keith Bateman	65
1994	Brandon Main	60
1993	Keith Bateman	79
1992	Keith Bateman	79
1991	Chris Hightower	82
1990	Kevin Raak	74

Wins

2019	David Sweeney	5
2018	Alex Clewis	7
2017	David Heredia	7
2016	Nedin Tucakovic	4
2015	Emmanuel Espinoza	4
2014	Felix Petermann	5
2013	Emmanuel Espinoza	4
2012	Michael Schwinn	5
2011	Jonathan Lester	9
2010	Jonathan Lester	5
2009	Jonathan Lester	9
2008	Lewis Sweeney	6
2007	Lewis Sweeney	6
2006	Richard Mann	7
2005	Richard Mann	8
2004	Dan Benton	5
2003	Tyler Tratten	6
2002	Michael Lawrence	5
2001	Dan Benton	2
	Eddie Dominguez	2
	Gilbert Vega	2
2000	Chris Humphreys	20
1999	Gilbert Vega	4
1998	Chris Humphreys	3
1997	Brandon Main	7
1996	Brandon Main	10
1995	Keith Bateman	6
1994	Brandon Main	8
1993	Keith Bateman	9
1992	Keith Bateman	5
1991	Chris Hightower	5
1990	Kevin Raak	4

Shutouts

2019	David Sweeney	4
2018	Alex Clewis	2
2017	David Heredia	6
2016	Nedin Tucakovic	2
2015	Felix Petermann	2
2014	Felix Petermann	3
2013	Emmanuel Espinoza	3
2012	Manny Espinoza	2
	Michael Schwinn	2
2011	Jonathan Lester	3
2010	Jonathan Lester	5
2009	Jonathan Lester	7
2008	Lewis Sweeney	4
2007	Lewis Sweeney	3
2006	Richard Mann	5
2005	Richard Mann	4
2004	Dan Benton	2
2003	Eddie Dominguez	3
2002	Dan Benton	2
	Michael Lawrence	2
2001	Dan Benton	3
2000	Chris Humphreys	12.2
1999	Chris Humphreys	1
	Vega Gilbert	1
1998	Chris Humphreys	3
1997	Brandon Main	3
1996	Brandon Main	4.2
1995	Keith Bateman	4
1994	Keith Bateman	1.2
1993	Keith Bateman	3
1992	Keith Bateman	1
	Chris Hightower	1
1991	Chris Hightower	2
1990	Kevin Raak	1

Team Season Records

Goals:	99	1968
Assists:	93	1978
Points:	229	1978
Shots:	661	1978
Saves:	152	1984
Fewest Goals Allowed:	13	1968, 1973, 2000
Most Shutouts:	14	2000
Most Wins:	20	2000
Fewest Wins:	0	1931, 1954
Highest Winning Pct.:	1.000	1942
Most Losses:	18	1988
Fewest Losses:	0	1940, 1941, 1942
Lowest Winning Pct.:	.000	1931, 1954
Most Ties:	4	1938, 1974, 2001, 2008, 2013

Miscellaneous Records

All-Time Record	615-542-119 (.528)
Conference Tournament	10-12-3 (.460)
NCAA Tournament	7-14-1 (.340)
When Scoring 3 or More Goals	296-21-10 (.920)
Longest Winning Streak:	13 (1965-1996, 2000)

The Last Time A Spartan...

Had 5 or more points in a game	10/04/2019 (Rudy Castro vs. Kansas City)
Scored multiple goals in a game	10/25/2019 (Rudy Castro vs. Utah Valley)
Scored a Hat Trick	9/04/2015 (Rory Knibbs vs. Sacramento State)
Tallied multiple assists in a game	10/04/2019 (Max Allen vs. Kansas City)
Tallied three assists in a game	9/04/2015 (Alex Alcaraz vs. Sacramento State)
Attempted 10 shots or more in a game	9/18/2008 (Efrain Burgos, Jr. vs. Cal Poly)
Made 10 or more saves in a game	10/25/2019 (David Sweeney vs. Utah Valley)

Season Records/Honors

All-Western Athletic Conference

Max Allen - First Team	2019
Rudy Castro - Second Team	2019
David Sweeney - Freshmen Team	2019
Carlos Gomez-Zavala - Honorable Mention	2019
Andy Rios - First Team	2018
Max Allen - Second Team	2018
Omar Lemus - Honorable Mention	2018
Willy Miranda - Honorable Mention	2018
Jonathan Partida - Honorable Mention	2018
Andy Rios - Second Team	2017
Jeffery Dukes - Honorable Mention	2017
Jeremy Romero - Honorable Mention	2017
Max Allen - Freshmen Team	2017
Omar Lemus - Freshmen Team	2017
Jonathan Colunga - Second Team	2016
Rory Knibbs - First Team	2015
Jonathan Colunga - First Team	2015
Rory Knibbs - Second Team	2014
Jonathan Colunga - Second Team	2014
Rory Knibbs - Second Team	2013
Isaias Bardales, Jr. - First Team	1999
Ryan Suarez - First Team	1999
Aman Kebreab - Second Team	1999
Lars Lyssand - Second Team	1999
Eduardo Martinez - First Team	1998
Brandon Snyder - First Team	1998
Adriano Allain - Second Team	1998
Ryan Suarez - Second Team	1998
Todd Duncan - First Team	1997
Jorge Martinez - First Team	1997
Brandon Snyder - Second Team	1997
Aman Kebreab - First Team	1996
C.J. Brown - Second Team	1996

Western Athletic Conference All-Tournament Team

Max Allen	2018
Omar Lemus	2018
Andy Rios	2018
Andy Rios	2017
Max Allen	2017
Jonathan Partida	2017
Emmanuel Espinoza	2013
Rory Knibbs	2013
Jamison Loveless	2013
Eduardo Martinez	1998

Western Athletic Conference Co-Freshman of the Year

Isaias Bardales - Freshman	1999
Jorge Martinez - Freshman	1997

Western Athletic Conference Players of the Week

David Sweeney	2019
Alex Clewis	2018
David Heredia	2017
Andy Rios	2017
Jonathan Partida	2016
Rory Knibbs	2015

Rory Knibbs	2014
Felix Petermann	2014
Isaias Bardales, Jr.	1999
Arman Kebreab	1999
Todd Duncan	1998
Eduardo Martinez	1998
Brandon Snyder	1998
Jorge Martinez	1997
Aman Kebreab	1996
Jody Riehl	1996

All-MPSF

Steve Sanchez - First Team	2012
Nick Murphy - Second Team	2012
Jonathan Salceda - Honorable Mention	2012
Jonathan Lester - First Team	2011
Steve Sanchez - Second Team	2011
Nick Cashmere - Third Team	2011
Sam Boemecke - First Team	2010
Sam Hodgson - Second Team	2010
Nick Murphy - Honorable Mention	2010
Nick Cukar - First Team	2009
Oscar Monjaras - First Team	2009
Jonathan Lester - Second Team	2009
Colby Moore - Second Team	2009
Josh Boemecke - Honorable Mention	2009
Brian McGuire - Honorable Mention	2009
Ed Brand - First Team	2008
Nick Cukar - First Team	2008
Hiroki Akiyama - Second Team	2008
Colby Moore - Second Team	2008
Josh Boemecke - Honorable Mention	2008
Sam Shore - Honorable Mention	2008
Ismael Ibarra - First Team	2007
Hiroki Akiyama - Second Team	2007
Ed Brand - Second Team	2007
Nick Cukar - Honorable Mention	2007
Julio Gonzalez - Honorable Mention	2007
Ed Brand - First Team	2006
Diego Soto - First Team	2006
Hiroki Akiyama - Second Team	2006
Daniel Perez - Second Team	2006
Richard Mann - Third Team	2006
Patrick Scheufler - Third Team	2006
Nelson Diaz - First Team	2005
Johnny Gonzalez - Second Team	2005
Ismael Ibarra - Second Team	2005
Ed Brand - Honorable Mention	2005
Darrin Domingo - Honorable Mention	2005
Richard Mann - Honorable Mention	2005
Dan Oka - Honorable Mention	2005
Dylan Pender - Honorable Mention	2005
Diego Soto - Honorable Mention	2005
Gavin Wenyon - Honorable Mention	2005
Johnny Gonzalez - First Team	2004
Richard Halvorsen - Second Team	2004
Frank Mata - Second Team	2004
Tim McKinney - Honorable Mention	2004

Season Records/Honors

Johnny Gonzalez - First Team	2003
Frank Mata - First Team	2003
Randy Poggio - First Team	2003
Frankie Sanfilippo - First Team	2003
Tyler Tratten - First Team	2003
Frankie Sanfilippo - First Team	2002
Tony Chang - First Team	2002
Johnny Gonzalez - Second Team	2002
Francisco Martinez - Second Team	2002
Rawlston Masaniai - Second Team	2002
Kohta Gaines - Honorable Mention	2002
Richard Halvorsen - Honorable Mention	2002
Lars Lyssand - First Team	2001
Gonzalo Guerra - Honorable Mention	2001
Frankie Sanfilippo - Honorable Mention	2001
Isaias Bardales (Mountain Division) - First Team	2000
Chris Humphreys (Mountain Division) - First Team	2000
Jorge Martinez (Mountain Division) - First Team	2000
Frankie Sanfilippo (Mountain Division) - First Team	2000
Ryan Suarez (Mountain Division) - First Team	2000
Dan Fife (Mountain Division) - Second Team	2000
Lars Lyssand (Mountain Division) - Second Team	2000
Jason Martinez - First Team	1995
Espen Soraa - First Team	1995
C.J. Brown - Second Team	1995
Jason Martinez - First Team	1994
Brian Weaver - First Team	1994
Tony Alejandro - Honorable Mention	1994
C.J. Brown - Honorable Mention	1994
Espen Soraa - Honorable Mention	1994
Brian Weaver - First Team	1993
Spencer Belideau - Second Team	1993
Scott Wiebe - Honorable Mention	1993

MPSF All-Tournament Team

Steven Sanchez	2011
Roberto Casteneda	2011
Tyler Tratten	2003
Frank Mata (MVP)	2003
Frankie Sanfilippo	2001

MPSF Coach of the Year

Gary St. Clair	2003
Gary St. Clair - Mountain Division	2000

MPSF Players of the Week

Jonathan Salceda	2012
Garret Foster	2012
Steven Sanchez	2011
Jonathan Lester	2009
Efrain Burgos, Jr.	2008
Richard Mann	2008
Nick Cukar	2008
Lewis Sweeney	2008
Nick Cukar	2007
Lewis Sweeney	2007

Ismael Ibarra	2005
Ed Brand	2005
Nelson Diaz	2005
Tim McKinney	2004

MPSF Player of the Year

Lars Lyssand - Defensive	2001
Ryan Suarez - Mountain Division	2000

MPSF Co-Newcomer of the Year

Ismael Ibarra	2005
---------------	------

NCAA Hermann Trophy

Mani Hernandez	1968
----------------	------

NSCAA Soccer Hall of Fame

Julius Menendez	2000
-----------------	------

NSCAA All-Americans

Efiok Akpan - Honorable Mention	1964
Giulio Bernardi - Second Team	1981
Henry Camacho - Second Team	1966
Henry Camacho - First Team	1967
Sergio Cardoso - Third Team	1981
Lew Fraser - First Team	1965
Mani Hernandez - First Team	1968
Mani Hernandez - First Team	1969
Chris Humphreys - Second Team	2000
David Kingsley - Honorable Mention	1963
Albert Korbus - First Team	1964
Steve Locci - Honorable Mention	1966
Frank Mangiola - Second Team	1965
Jorge Martinez - First Team	2000
Fred Nourzad - First Team	1968
Ismael Perez - Honorable Mention	1976
Aladin Rodrigues - First Team	1970
Art Romswinkel - Second Team	1969
John Smillie - Honorable Mention	1975
Ed Storch - Second Team	1967
Ed Storch - Honorable Mention	1968
Ryan Suarez - First Team	2000
Tony Suffle - Second Team	1972
Jim Zylker - Second Team	1972

CollegeSoccer.com All Americans

Chris Humphreys - First Team	2000
Jorge Martinez - Honorable Mention	2000
Ryan Suarez - First Team	2000

United Soccer Coaches All-Far West Region

Andy Rios - Third Team	2018
Andy Rios - Third Team	2017
Jonathan Colunga - Third Team	2016
Rory Knibbs - Second Team	2015

CoSIDA/ESPN The Magazine Academic All-America

Nick Murphy - Third Team	2012
--------------------------	------

CoSIDA Academic All-District VIII

Hiroki Akiyama - First Team	2007, 2008
Nick Murphy - First Team	2010, 2011, 2012

NSCAA/Adidas College Scholar All-Far West Region

Heather Oranje - Honorable Mention	2006
------------------------------------	------

Season Records/Honors

Academic All-MPSF

Dan Addiego	2009-11
Hiroki Akiyama	2005-08
Ed Brand	2007-08
Omri Brinner	2010-11
Savio Carrijo	2007
Nick Cukar	2008-10
Richard Halvorsen	2002, 2004
Oscar Monjaras	2007-09
Jacob Morrison	2007
Dylan Murphy	2010
Nick Murphy	2010-12
Steven Sanchez	2010
Sam Shore	2007-08
Lewis Sweeney	2008
Ryan Thomas	2012
Austin Vogt	2011

Academic All-WAC

Eduardo Buenfil	2019
Jonathan Colunga	2014-15
Jeff Dukes	2017-19
Todd Duncan	1996-98
Emmanuel Espinoza	2013, 2015
Andrew Kelly	2013
Rory Knibbs	2015
Jamison Loveless	2013
Brandon Main	1996
Kyle O'Mahoney	2013
Jered Mariani	2019
Eric Mendez	2015
Willy Miranda	2019
Victor Parra	2015
Felix Petermann	2013, 2015
Claus Petersen	1996

Davidson adidas Classic All-Tournament

Ed Brand (MVP)	2007
Hiroki Akiyama	2007
Nick Cukar	2007
Gavin Wenyon	2007

SJSU Sports Hall of Fame

Henry Comacho	1968
Mani Hernandez	1971
Dave Kingsley	1963
Julius Menendez	1954-89
Fred Nourzad	1969
Ismael "Easy" Perez	1978
Art Romswinkel	1969
Ken Spagnola	1958
Ed Storch	1968
Max Voshall	1956
Jim Zylker	1972

All-Time Series Records (Since 1954)

Air Force	23-13-5	Notre Dame de Namur	7-1-0
Alabama A&M	0-1-0	Oneonta State	1-0-0
Albany State	1-0-0	Oregon	1-0-0
American	0-1-0	Oregon State	1-7-0
Biola	1-0-0	Pacific	23-5-0
Bradley	1-1-0	Portland	1-2-1
British Columbia	3-3-3	Puget Sound	1-0-0
Brown	1-0-0	Sacramento State	32-18-4
BYU	4-0-0	Saint Louis	0-6-0
California	22-27-5	Saint Mary's	20-14-2
Cal Baptist	0-2-0	San Diego	0-3-0
Cal Poly	11-8-3	San Diego State	10-5-1
Cal Poly Pomona	1-0-0	San Francisco	19-48-4
Cal State Fullerton	13-13-3	San Francisco CC	1-10-0
Cal State Hayward	21-8-1	San Francisco State	32-5-6
Cal State Monterey Bay	5-0-0	San Jose CC	1-0-0
Cal State Northridge	8-6-1	Santa Clara	30-29-6
Cal State San Bernardino	1-0-0	Seattle University	9-9-4
Charlotte	1-0-0	Seattle Pacific	0-1-2
Chico State	15-9-4	Simon Fraser	0-1-0
Cleveland State	0-2-0	SMU	0-6-1
College of Charleston	1-0-0	Sonoma State	1-0-0
Cornell	1-0-0	Stanford	27-33-8
CSU Bakersfield	11-8-1	Stanislaus State	3-0-0
Davidson	1-0-0	TCU	5-1-0
Denver	10-12-1	Tulsa	3-3-0
Diablo Valley	1-0-0	UC Davis	12-10-2
Drury	2-0-0	UC Irvine	13-9-0
Fresno Pacific	2-0-1	UC Riverside	4-4-2
Fresno State	9-24-2	UC Santa Barbara	14-14-1
Gonzaga	0-1-1	UC Santa Cruz	4-0-0
Grand Canyon	4-2-2	UCLA	5-15-4
Hartwick College	1-0-0	UNLV	14-28-6
Hawai'i	1-0-0	US International	4-3-0
Houston Baptist	5-4-1	USC	3-1-0
Howard	1-0-0	Utah Valley	3-2-1
Humboldt State	2-1-0	UTRGV	4-2-1
Incarnate Word	4-2-0	Warner Pacific	1-0-0
Indiana	0-2-0	Washington	3-3-2
Kansas City	5-2-1	Washington State	1-0-0
Long Beach State	3-1-0	Western Illinois	0-1-0
Loyola Chicago	1-0-0	Western Washington	2-0-0
Loyola Marymount	9-5-1	Westmont	5-1-2
Maryland	0-1-0		
Massachusetts	1-0-0		
Menlo College	2-0-0		
Monterey Naval Academy	2-0-0		
Nebraska-Omaha	1-0-0		
NJIT	0-1-0		
New Mexico	8-17-1		

All-Time Series Records (Since 1954)

Air Force (24-12-5)

1963	W	6-5	
1964	T	3-3	
	W	5-3	
1968	W	1-0	
1969	W	2-1	
	W	1-0	
1981	H	W	6-1
1992	H	W	5-3
1993	A	L	0-6
1994	H	W	4-0
1995	A	L	2-4
1996	A	L	1-3
1997	H	W2OT	3-2
1998	A	T	2-2
2000	H	W	3-0
	A	W	1-0
2001	H	T	1-1
2002	A	W	4-2
2003	H	W	3-0
2004	A	L	0-2
	H	W	3-2
2005	H	L	2-3
	A	W	1-0
2006	H	WOT	1-0
	A	L	0-1
2007	A	W	3-1
	H	LOT	2-3
2008	H	W	1-0
	A	W	1-0
2009	H	W	1-0
2010	A	L	0-2
2011	H	L	0-1
2012	A	L	1-3
2013	H	T	1-1
2014	A	W	5-1
2015	H	T	1-1
2016	A	W	1-0
2017	H	L	0-4
	N	W	1-0
2018	A	L	0-4
2019	H	W	2-0

Alabama A&M (0-1-0)

2002	H	L2OT	2-3
------	---	------	-----

Albany State (1-0-0)

1978	W	2-1
------	---	-----

American (0-1-0)

1984	N	L	1-2
------	---	---	-----

Biola (1-0-0)

1970	W	1-0
------	---	-----

Bradley (1-1-0)

2012	H	W	3-2
2014	A	L2OT	2-3

British Columbia (3-3-3)

1965	L	0-8	
1967	W	3-1	
1968	L	2-4	
1970	T	1-1	
1971	W	1-0	
	T	1-1	
1972	T	2-2	
1973	L	1-2	
1996	H	W	2-1

Brown (1-0-0)

1986	H	W	3-0
------	---	---	-----

BYU (4-0-0)

1982	W	1-0	
1983	N	W	2-0
1984	N	W	2-1
1986	H	W	3-2

California (22-27-5)

1954	L	1-6
1955	L	2-5
1956	L	0-4
1957	L	0-2
1958	T	1-1
1959	L	2-3
1960	L	0-11
1961	L	2-6
1962	L	0-4
1963	L	1-2
	W	2-1
1964	W	2-1
	W	4-2
1965	T	1-1
	L	1-2
1966	W	5-2
1967	T	2-2
1968	W	6-0
	W	7-0
1969	W	5-0
1970	W	3-0
1971	W	3-1
1972	W	3-2
1973	T	1-1

1974	W	3-1	
1975	L	1-3	
1976	W	1-0	
1977	L	1-2	
1978	W	3-2	
1979	W	2-0	
1980	H	W	4-0
1981	A	L	1-3
1982	T	1-1	
	W	3-1	
1984	H	L	0-3
1986	H	W	2-1
1987	A	T	1-1
1988	H	L	0-5
1989	A	L	2-3
1990	H	L	0-2
1991	H	W	1-0
1992	H	L	0-2
1993	A	L	2-3
1994	H	L	2-3
1995	A	W	1-0
1996	H	W	4-2
1997	A	L	0-1
1998	H	W	2-1
2000	A	W	3-2
2001	H	L	2-3
2002	H	L	1-2
2003	A	LOT	1-2
	A	L	0-2
2004	A	L	0-2
2006	H	L	0-2

Cal Baptist (0-2-0)

2018	H	L	0-1
2019	A	L	1-2

Cal Poly (11-8-3)

1966	W	10-1	
1968	W	6-0	
1981	H	W	4-1
1983	L	1-2	
1985	A	L	0-6
1993	H	W	2-0
1994	H	W	3-2
1995	A	L	2-4
1997	H	W	2-0
1998	A	W	3-0
1999	H	W	3-1
2000	A	W	2-0
2001	H	W	4-0
2002	A	W	2-1
2003	H	T	0-0

2004	A	T	0-0
2005	H	L	1-2
2006	A	L	0-3
2008	H	T	2-2
2009	A	L	1-2
2012	H	L	1-3
2013	A	L	1-6

Cal Poly Pomona (1-0-0)

1960	W	3-2
------	---	-----

Cal State Fullerton (13-13-3)

1970	W	4-0	
1974	W	5-2	
1976	W	5-4	
1977	W	3-1	
1979	L	2-4	
1980	H	L	0-2
1981	H	W	2-1
1982	W	2-0	
1983	W	2-1	
1984	H	T	0-0
1985	A	LOT	1-2
1986	H	WOT	1-0
1987	H	L	2-3
	A	L	1-2
1988	H	W	2-1
	A	L	0-3
1989	A	T	0-0
	H	L	1-4
1990	H	L	0-2
	A	L	0-1
1991	H	LOT	3-7
	A	W	4-2
1995	N	L	1-2
	H	L	2-5
1998	A	W	3-1
2000	A	W	3-2
2005	A	T	2-2
2006	H	LOT	2-3
2010	A	W	1-0

Cal State Hayward (21-8-1)

1967	W	9-1
1969	W	6-0
1970	W	10-1
1970	W	9-0
1972	W	6-1
	W	10-0
1973	W	3-0
1974	T	1-1
1975	L	0-3

All-Time Series Records (Since 1954)

	W	3-0
1976	L	1-4
1977	W	4-1
1978	W	
1979	WOT	3-2
1980	H	W 2-0
1981	H	W 3-0
1982	W	1-0
1983	W	5-2
1984	A	L 1-3
1985	H	LOT 1-3
1986	A	LOT 2-3
1987	H	L 1-6
1988	A	L 1-2
1989	H	W 2-1
1990	A	L 2-3
1991	H	WOT 2-1
1992	A	W 1-0
1993	H	W 5-1
1994	A	W 2-0
1995	H	W 3-0

Cal State Monterey Bay (5-0-0)

2001	H	W	6-0
2002	H	W2OT	2-1
2003	H	W	3-1
2004	H	W	4-1
2010	H	W	4-0

Cal State Northridge (8-6-1)

1982	W	2-0
1983	T	1-1
1986	N	L 1-2
1992	A	L 0-2
1993	H	W 2-1
1995	H	W 4-3
1997	A	WOT 1-0
1998	H	W 9-2
2000	H	W 1-0
2001	A	L 1-4
2002	H	W 1-0
2003	A	L 0-5
2010	N	W 3-1
2017	A	L 1-2
2018	H	L 0-1

Cal State San Bernardino (1-0-0)

2000	H	W	8-1
------	---	---	-----

Charlotte (1-0-0)

2007	N	W	2-1
------	---	---	-----

Chico State (15-9-4)

1963	W	6-4
1965	W	9-0
1966	W	9-0
1967	W	1-0
1968	W	9-2
1970	W	1-0
1972	W	1-0
	W	3-0
1973	T	1-1
1974	T	1-1
1975	L	2-4
1976	W	1-0
1977	L	1-2
1978	W	
1979	WOT	4-2
1980	N	L 0-1
	A	T 2-2
1981	H	W 2-1
1982	L	0-1
1983	L	0-2
1984	A	W 3-0
1985	H	L 1-2
1986	A	WOT 2-0
1987	H	T 2-2
1988	A	L 0-4
1989	H	L 0-1
1990	A	L 0-1
1992	H	W 4-1

Cleveland State (0-2-0)

1990	H	L	0-1
2011	H	L	0-2

College of Charleston (1-0-0)

2007	H	W	4-0
------	---	---	-----

Cornell (1-0-0)

1978	W	2-0
------	---	-----

CSU Bakersfield (11-8-1)

2007	H	W	2-0
2008	A	W	2-0
2009	A	W	4-2
2010	H	LOT	1-2
	A	L	0-1
2011	H	L	0-2
	A	W	2-1
2012	A	W	2-1
	H	W	1-0
2013	H	L	3-4
	A	L	0-1

	N	W	1-0
2014	A	L	1-5
	H	W	2-0
2015	H	T	0-0
2016	A	L	1-2
2017	H	W	1-0
2018	A	W	2-1
2019	H	W	3-2
	N	L	0-1

Davidson (1-0-0)

2007	A	W2OT	3-2
------	---	------	-----

Denver (10-12-1)

1964		L	1-2
1970		L	1-2
2000	H	W	2-0
	A	W	3-1
2001	H	L	2-3
	N	W	2-0
2002	H	WOT	1-0
2003	A	W	2-1
2004	A	L	1-3
	H	W	3-2
2005	H	W	3-1
	A	WOT	2-1
2006	H	L	0-1
	A	L	0-3
2007	A	LOT	1-2
	H	LOT	1-2
2008	H	LOT	2-3
	A	T	3-3
2009	H	W2OT	1-0
2010	A	L	1-3
2011	H	W	3-0
2012	A	L	0-4
	N	LOT	1-2

Diablo Valley (1-0-0)

1965	W	12-0
------	---	------

Drury (2-0-0)

1999	H	W	6-2
	H	W	2-1

Fresno Pacific (2-0-1)

1983	WOT	2-1	
2011	H	W	4-1
2012	H	T	1-1

Fresno State (9-24-2)

1971	W	6-0
------	---	-----

1972	W	4-0
1977	W	2-0
1978	W	
1979	WOT	2-1
1980	A	W 3-0
1981	H	L 2-3
1982	L	1-3
1983	L	0-2
1984	A	L 0-1
1985	H	L 0-2
1986	A	L 0-3
1987	A	L 0-6
	H	L 0-8
1988	H	L 0-3
	A	L 0-2
1989	A	L 1-3
	H	L 0-6
1990	H	L 0-3
	A	L 0-4
1991	H	L 0-5
	A	L 0-4
1992	A	L 0-4
1993	H	T 2-2
1994	A	L 1-2
1995	H	L 0-2
1996	A	L 1-2
1997	H	L 0-2
1998	A	L 1-2
1999	H	LOT 2-3
	A	L 1-2
2000	A	W 4-0
	H	W 2-0
2001	A	W 2-1
	N	T4OT 0-0

Gonzaga (0-1-1)

1993	H	T	2-2
1996	H	L	1-3

Grand Canyon (4-2-2)

2013	H	W	3-1
2014	A	W	2-1
2015	H	W	6-0
2016	A	T	1-1
2017	H	L2OT	0-1
2018	H	W	1-0
	N	L	0-1
2019	A	T2OT	2-2

Hartwick College (1-0-0)

1978	W	2-1
------	---	-----

All-Time Series Records (Since 1954)

Hawai'i (1-0-0)

1974 W 2-0

Houston Baptist (5-4-1)

2009 N L 0-1
A W 2-0
2012 H W 2-0
2013 A L 1-5
2014 H W 3-1
2015 A LOT 1-2
2016 H W 2-1
2017 A W 1-0
2018 A T 2-2
2019 H LOT 2-3

Howard (1-0-0)

2009 N W 1-0

Humboldt State (2-1-0)

1981 N W 6-0
1992 H L 0-1
1994 H W 6-1

Incarnate Word (4-2-0)

2014 H L 0-1
2015 A W 2-1
2016 H L 1-4
2017 A W 2-0
2018 H W 3-1
2019 A W 2-1

Indiana (0-2-0)

1978 H L 0-1
2000 N L 0-4

Kansas City (5-2-1)

2013 A W 3-1
2014 A T 1-1
N L 0-3
2015 H W 2-0
2016 A W 2-1
2017 H W 4-3
2018 A L 0-1
2019 H W 6-0

Long Beach State (3-1-0)

1969 W 6-3
1978 W 4-1
1983 W 2-1
1984 H L 3-4

Loyola Chicago (1-0-0)

2000 N W 3-0

Loyola Marymount (9-5-1)

1983 N W 5-0
W 6-1
1987 H W 4-1
1993 A W 5-0
1994 H W 6-0
1996 A T 2-2
1997 A W2OT 2-1
2000 A W 2-0
2002 H L 1-3
2003 A LOT 1-2
2009 A L 0-1
2010 H W 2-1
2011 A WOT 2-1
2015 A L 0-1
2016 H LOT 0-1

Maryland (0-1-0)

1968 L 3-4

Massachusetts (1-0-0)

2014 H W 4-1

Menlo College (2-0-0)

1961 W 3-0
W 9-0

Monterey Naval Academy (2-0-0)

1971 W 9-0
1973 W 2-0

NJIT (0-1-0)

2012 H L 2-4

New Mexico (8-17-1)

1968 W 4-0
1993 N LOT 3-5
1995 A LOT 1-2
1996 A W 2-0
1997 H WOT 4-3
1998 A W 1-0
2001 A W 1-0
2002 H LOT 0-1
N LOT 1-2
2003 A L 0-1
N W 3-2
2004 H L 1-5
A L 0-2
2005 A WOT 3-2

H L 1-3
2006 A L 0-2
H L 1-3
2007 H L 1-4
A L 1-5
2008 A LOT 0-1
H W 1-0
2009 H LOT 0-1
2010 H T 0-0
2011 A L 0-1
N L 0-3
2012 H L 0-1

Notre Dame de Namur (7-1-0)

1992 H W 2-0
2002 H WOT 1-0
2003 H W 6-0
2004 H LOT 2-3
2005 H W 2-1
2006 H W 2-1
2008 H W 3-0
2009 H W 5-0

Omaha (1-0-0)

2011 H W 2-0

Oneonta State (1-0-0)

1978 W 2-1

Oregon (1-0-0)

1977 W 7-0

Oregon State (1-7-0)

1992 A L 0-2
1993 H LOT 0-1
1994 A W 4-1
1995 H L 1-3
1996 H LOT 1-2
2009 A L 1-3
2013 A L 0-1
2016 A L 0-3

Pacific (23-5-0)

1965 W 5-4
1966 W 2-0
1967 W 6-0
1968 W 17-1
1969 W 3-0
1970 W 6-0
1971 W 3-0
1972 W 7-1
1973 W 4-0

1974 W 6-0
1975 W 2-0
1976 W 11-1
1977 W 8-0
1978 W
1979 W 19-0
1980 H W 10-0
1981 A W 4-0
H L 1-2
1982 W 3-2
1983 W 4-1
1984 H W 4-1
1985 A W 3-0
2014 H W 4-0
2015 A L 0-3
2016 H W 3-2
2017 A L 1-2
2018 H L 0-3
2019 A LOT 1-2

Portland (1-2-1)

1978 W
1981 H T 2-2
1999 N LOT 0-1
2016 A LOT 1-2

Puget Sound (1-0-0)

1982 W 6-0

Sacramento State (32-18-4)

1972 W 3-0
1973 W 5-0
1974 W 3-0
1975 W 2-1
1976 W 3-1
1977 W 2-0
1978 W
1979 W 5-0
1980 A W 8-0
1984 A W 6-1
1985 H T 2-2
1986 A W 3-2
1987 H L 0-3
1988 A L 0-1
1989 H L 0-2
1990 A L2OT 0-1
1991 H LOT 0-1
1992 H T 1-1
1993 A W 2-1
1994 H W 2-0
1995 A W 2-1
1997 A W 4-1

All-Time Series Records (Since 1954)

1998	H	W	5-2
1999	A	W	3-1
2000	A	W	3-0
	H	W	4-1
2001	H	T	0-0
2002	A	WOT	2-1
2003	H	W	6-1
2004	A	LOT	3-4
	H	L	0-3
2005	H	W	1-0
	A	W	2-1
2006	A	W	1-0
	H	L	0-3
2007	H	W	2-1
	A	W	1-0
2008	A	L	0-1
	H	W	4-1
2009	H	W	2-1
	A	L	3-4
2010	A	T	0-0
	H	LOT	0-1
2011	H	LOT	0-1
	A	LOT	2-3
	N	W	4-2
2012	A	W	2-1
2013	H	L2OT	0-1
2014	A	L	1-2
2015	H	W	4-2
2016	A	L	2-3
2017	H	L	0-2
2018	A	W	2-1
2019	H	L	0-2

Saint Louis (0-6-0)

1964		L	0-5
1967		L	3-4
1974		L	0-1
1976		L	0-1
1978	H	L	1-3
1982	H	L	0-3

Saint Mary's (20-14-2)

1969		W	10-1
1970		W	5-0
1971		W	6-0
1978		W	8-0
1979		W	15-0
1980	A	W	5-1
1981	H	W	5-0
1982		W	2-1
1983		W	1-0
1984	A	L	2-3

1985	H	W	1-0
1986	A	L	1-2
1987	H	W	3-1
1988	A	L	2-3
1989	H	L	2-4
1990	A	L2OT	0-2
1992	A	LOT	1-2
1994	H	W	3-2
1995	A	L	1-3
1996	H	W	2-1
1997	H	LOT	2-3
1998	A	WOT	1-0
2000	H	W	2-1
2001	A	W	2-1
2002	A	W	2-1
2005	H	W	2-1
2006	H	W	1-0
2007	A	L	1-2
2010	H	L	0-2
2011	A	T	0-0
2013	H	T	0-0
2014	A	LOT	1-2
2017	H	W	2-0
2018	A	L	1-5
2019	H	L	2-5

San Diego (0-3-0)

1995	A	L	1-2
2015	A	L	0-2
2017	H	L	0-1

San Diego State (10-5-1)

1971		W	2-1
1975		W	3-1
1980	N	L	0-3
1981	H	L	2-3
1984	N	LOT	1-2
1991	A	L	1-3
1994	N	L	0-1
1996	H	W	5-0
1997	A	WOT	2-1
1998	H	W	2-0
2001	H	T	1-1
2002	A	W	2-0
2003	H	W	2-1
	N	W	2-1
2004	H	W	2-0
	A	W	2-1

San Francisco (19-48-4)

1954		L	1-5
1955		L	1-6

1956		L	1-2
1957		L	1-5
1958		L	0-8
1959		L	0-1
1960		T	3-3
1961		L	0-5
1962		L	0-3
1963		W	8-0
		L	1-4
		L	1-2
1964		L	1-6
		W	2-1
1965		W	4-1
		T	1-1
1966		L	1-2
		L	1-2
1967		W	2-1
		W	7-1
1968		W	2-1
1969		L	3-4
		W	3-1
		L	1-3
1970		T	2-2
1971		L	0-3
		L	2-3
1972		W	1-0
1973		L	3-4
1974		L	0-4
1975		T	1-1
1976		W	1-0
		L	0-5
1977		L	1-3
1978		L	2-5
1979		L	2-3
1980	H	L	1-3
1981	A	L	1-2
1982		L	1-5
1983		W	1-0
1984	A	L	0-5
1985	H	L	0-2
1986	A	L	0-5
1987	H	L	1-4
1988	A	L	1-2
1989	H	L	1-3
1990	A	L2OT	2-4
1991	H	L	0-2
1992	A	L	0-2
1994	H	W	3-1
1995	A	W	2-0
1996	A	W	1-0
1997	H	L	2-5
1998	A	W	1-0

1999	H	LOT	2-3
2000	A	W	2-0
2001	H	L	2-5
2002	A	L	0-2
2003	H	W	3-0
2004	N	L	1-2
2005	H	L	1-3
2006	H	L	0-2
2007	A	L	2-3
2008	H	W2OT	1-0
2009	A	L2OT	1-2
2010	H	W	2-1
2011	A	L	0-3
2012	H	L	0-2
2013	A	L	1-2
2014	H	L	0-3
2017	A	L	2-5
2018	H	W	4-1
2019	A	L	0-3

San Francisco CC (1-10-0)

1954		L	3-7
1955		L	2-3
1956		L	2-5
1957		L	1-5
1958		L	3-4
1959		L	2-6
1960		L	1-6
1961		L	0-7
1962		L	0-2
1964		W	4-2
1965		L	0-1

San Francisco State (32-5-6)

1954		L	1-3
1955		T	2-2
1956		T	1-1
1957		W	4-3
1958		L	0-1
1959		W	10-1
1960		W	4-1
1961		W	4-2
1962		L	1-4
1963		W	5-0
		W	4-0
1964		W	6-1
		W	8-1
1965		W	3-1
		W	3-1
1966		W	3-2
1967		T	3-3
1968		W	9-0

All-Time Series Records (Since 1954)

1969	W	6-1	
1970	W	6-1	
1971	W	2-0	
1972	W	6-0	
1973	W	2-1	
1974	W	5-1	
1975	W	3-1	
1976	W	13-0	
	W	6-1	
1977	W	5-0	
1979	WOT	2-1	
1980	A	W	4-0
1982	L	0-2	
1983	WOT	1-0	
1984	H	L	0-1
1985	A	W	3-1
1986	H	T	2-2
1987	A	T	3-3
1988	H	W	6-2
1989	H	W	3-0
1990	H	W	2-0
1991	A	W	1-0
1992	H	T	1-1
1993	A	W	1-0
1994	H	W	3-0

San Jose CC (1-0-0)

1956	W	7-1
------	---	-----

Santa Clara (30-29-6)

1954	L	3-5
1955	W	3-1
	W	3-1
1956	L	5-7
	T	0-0
1957	W	7-3
	L	2-3
1958	W	4-1
1959	W	2-1
	W	9-1
1960	W	5-1
	W	6-1
1961	W	1-0
1964	W	5-1
1967	W	2-1
1968	W	3-0
1969	W	8-1
1970	W	8-1
1971	W	2-1
1972	W	2-1
1973	L	2-3
1974	W	2-1

1975	W	1-0	
1976	T	0-0	
1977	L	2-3	
1978	W	2-1	
1979	L	0-4	
1980	A	W	1-0
	H	W	1-0
1981	A	W	1-0
1982	W	2-1	
1983	L	0-2	
1984	H	W	1-0
1985	A	W	1-0
1986	H	L	0-1
1987	A	L	0-4
1988	H	L	0-4
1989	A	L	0-10
1990	H	L	1-2
1991	A	L	1-3
1992	H	L	0-3
1993	A	L	2-3
1994	H	W	2-1
1995	A	L	1-3
1996	H	W	3-1
1997	A	L	0-2
1998	H	L2OT	0-1
1999	A	L	0-2
2000	H	W	2-0
2001	A	LOT	1-2
2002	A	L	0-2
2003	H	W	2-1
2004	A	L	1-2
2005	H	L	0-2
2006	A	T	0-0
2007	H	L	0-2
2008	A	T	1-1
2009	H	T	0-0
2010	A	L	1-2
2011	H	T	1-1
2012	A	W	5-3
2013	H	L	0-1
2015	H	L	0-1
2016	A	L2OT	0-1
2019	A	L	1-5

Seattle University (9-9-4)

1973	W	1-0	
1974	W	2-0	
1992	H	T	1-1
2008	H	W	2-1
2009	A	W	1-0
2010	A	T	0-0
	H	W	1-0

2011	H	WOT	2-1
	A	W	2-1
2012	A	T	0-0
	H	W	3-0
2013	H	L	0-4
	A	L	0-1
	N	L	1-2
2014	H	L	2-3
2015	A	L	0-1
2016	H	L	1-2
2017	A	L	0-1
	N	L	1-2
2018	H	L	1-2
	A	T	3-3, 6-5 p
2019	A	L	1-3

Seattle Pacific (0-1-2)

1974	T	1-1
1975	T	4-4
1982	L	0-3

Simon Fraser (0-1-0)

1977	L	1-2
------	---	-----

SIUE (0-1-0)

2013	H	L	0-2
------	---	---	-----

SMU (0-6-1)

1975	L	0-2	
1996	A	T	2-2
1997	H	L2OT	2-3
	N	LOT	1-2
1998	H	L	1-2
1999	A	L	0-2
	H	L	1-5

Sonoma State (1-0-0)

1991	H	WOT	2-1
------	---	-----	-----

Stanford (27-33-8)

1954	L	1-6
1955	L	1-6
1956	W	2-1
1957	T	1-1
1958	L	3-4
1959	L	2-5
1960	L	1-5
1961	L	1-2
	W	2-1
1962	L	2-4
	W	2-1
1963	L	4-5

	W	6-5	
1964	W	2-1	
	T	3-3	
1965	W	6-5	
	W	3-1	
1966	W	3-2	
1967	W	7-0	
1968	W	11-0	
1969	W	11-0	
1970	W	5-0	
1971	W	5-1	
1972	W	3-0	
1973	L	0-1	
1974	W	1-0	
1975	W	5-3	
1976	W	4-0	
	W	3-0	
1977	W	3-0	
1978	W	3-1	
1979	LOT	1-2	
1980	A	L	3-4
1981	H	W	5-1
1982	WOT	2-1	
1983	T	2-2	
1984	H	L	1-2
1985	A	L	0-2
1986	H	L	0-2
1987	A	W	2-0
1988	H	L	3-5
1989	A	L	0-7
1990	H	L	0-4
1991	A	L	1-2
1992	A	L	1-6
1993	H	LOT	0-1
1994	A	W	3-0
1995	H	W	1-0
1996	A	L	0-2
1997	H	L	1-2
1998	A	W	2-1
	A	L3OT	2-3
1999	H	T	0-0
2000	H	T	1-1
2001	A	L	1-4
2002	A	L2OT	1-2
2003	H	L	1-5
2004	A	L	0-1
2005	H	T	0-0
2006	A	W	2-1
2008	H	T	1-1
2012	A	LOT	1-2
2014	A	L	0-2
2015	A	L	0-1

All-Time Series Records (Since 1954)

2016	A	L	1-4
2017	H	L	0-4
2018	A	T	0-0
2019	A	L	0-3

Stanislaus State (3-0-0)

1994	H	W	5-1
1996	H	W	7-0
1999	H	W	5-1

TCU (5-1-0)

1993	H	W	6-1
1996	A	W	3-1
1997	H	W	5-1
1998	H	W	6-3
1999	A	L	0-2
	H	W	2-1

Tulsa (3-3-0)

1996	H	W	4-2
1997	A	L	1-3
1998	H	W	1-0
	N	L	1-3
1999	H	W	3-1
	A	L	0-2

UC Davis (12-10-2)

1956		L	2-3
1957		L	4-5
1958		L	2-4
1959		T	5-5
1960		L	2-3
1961		L	2-5
1962		W	1-0
1966		W	10-2
1967		W	5-2
1970		W	5-0
1971		W	6-0
1977		L	1-2
1978		W	
1979		W	1-0
1980	H	W	7-1
1998	H	W	2-1
2008	A	L	0-2
2009	H	W	4-1
2010	A	LOT	0-1
2015	H	W2OT	2-1
2016	A	T	0-0
2017	H	W	3-2
2018	A	L	2-3
2019	H	L	2-3

UC Irvine (13-9-0)

1985	H	W	4-0
1986	A	L	1-3
1987	A	LOT	1-3
	H	W	1-0
1988	H	L	0-1
	A	L	0-4
1989	H	W	5-3
	A	L	2-3
1990	A	W	2-1
	H	W	2-1
1991	H	L	1-3
	A	LOT	2-3
1992	A	WOT	3-1
1993	H	W	4-0
1994	A	W	3-2
1996	A	L	1-3
2000	N	W	1-0
2001	H	W	2-1
2002	A	W	1-0
2003	A	W	2-0
2005	N	WOT	1-0
2007	A	LOT	2-3

UC Riverside (4-4-2)

2001	H	W	3-0
2002	A	LOT	2-3
2003	A	L2OT	1-2
2005	H	W	2-0
2007	A	W	3-0
2009	A	L	1-2
2010	H	W	3-2
2011	A	T	1-1
2015	A	L	0-3
2016	H	T	2-2

UC Santa Barbara (14-14-1)

1966		W	10-1
		W	6-2
1976		L	2-3
1977		W	2-0
1978		W	2-1
1979		W	3-0
1980	A	W	3-1
1981	H	W	4-1
1982		LOT	1-2
1983		L	0-1
1984	A	W	3-1
1985	H	LOT	1-2
1986	A	W	2-0
1987	A	L	2-3
	H	W	2-1
1988	H	L	2-3

	A	L	2-3
1989	H	L	1-3
	A	L	1-4
1990	A	L2OT	0-1
	H	L	0-3
1991	H	L	2-3
	A	L	0-1
1994	H	W	2-1
1998	H	W	3-0
1999	A	L	0-1
2000	H	W	2-0
2001	A	W	3-1
2003	H	T	1-1

UC Santa Cruz (4-0-0)

1968		W	16-0
1969		W	15-0
1975		W	6-0
1992	H	W	4-1

USC (3-1-0)

1976		W	3-1
1977		L	1-2
1978		W	
1980	H	W	5-2

UCLA (5-15-4)

1968		W	3-1
1971		L	1-3
1972		W	4-3
		L	2-3
		L	1-3
1973		T	1-1
1974		T	2-2
		L	2-3
1975		L	0-1
1976		W	3-0
1977		L	0-4
1978		W	3-2
1979		L	1-2
1980	H	LOT	0-1
1981	A	W	1-0
1982		T	2-2
1983		L	0-4
1984	H	L	2-4
1985	A	L	0-5
1986	H	T	2-2
1988	A	L	1-6
1991	A	L	0-8
1997	A	L	0-3
1999	H	L	0-1
1990	H	L	1-4
	A	L	3-4

1991	A	L	1-4
	H	T	1-1
1993	A	W	4-3
1996	H	T	2-2
1997	A	W	1-0
1998	H	L	2-3
2001	A	L	0-1
2002	H	W	2-1
	N	T	3-3
2003	A	W	2-0
2004	H	L	0-1
	A	L	0-1
2005	A	WOT	3-2
	H	T	2-2
2006	A	W	2-1
	H	W	3-0
2007	H	W	3-0
	A	W	3-1
2008	A	L	1-2
	H	WOT	2-1
2009	H	L	0-1
	N	L	2-4
2010	H	LOT	1-2
2011	A	W	2-1
2012	A	W	2-1
	H	L	2-3
2013	H	W	1-0
	A	L	0-1
	N	T	2-2
2014	A	T	0-0
2015	H	L	0-1
	N	L	1-3
2016	A	L	0-4
2017	H	L	2-5
2018	H	W	2-1

U.S. International (4-3-0)

1980	A	W	3-0
1981	H	W	4-1
1982	H	L	1-2
1984	H	L	3-4
1985	A	L	0-4
1989	H	W	5-1
1990	H	W	3-1

Utah Valley (2-2-1)

2014	H	L	0-1
2015	A	L	2-3
2016	H	L	1-2
2017	A	T	1-1
2018	A	W	2-1
2019	H	W	3-0

All-Time Series Records (Since 1954)

UTRGV (4-2-1)

2015	A	W	3-1
2016	H	L	1-2
2017	A	W	1-0
	N	W	2-0
2018	H	L	1-2
	N	W	1-0
2019	A	T2OT	0-0

Warner Pacific (1-0-0)

1985	N	W	4-2
------	---	---	-----

Washington (3-3-2)

1973		W	3-2
1976		W	4-1
1979		W	4-1
1992	A	L	1-5
1993	H	L	1-2
1994	A	L	1-2
1995	H	T	2-2
1999	A	T	0-0

Washington State (1-0-0)

1975		W	2-0
------	--	---	-----

Western Illinois (0-1-0)

2014	N	L	0-1
------	---	---	-----

Western Washington (2-0-0)

1972		W	4-1
1986	H	W	5-0

Westmont (5-1-2)

1967		W	6-0
1969		W	5-1
1973		L	0-1
1981	H	L	0-1
1983		W	1-0
1985	A	T	2-2
1986	A	T	2-2
1989	H	W	2-1

Year-By-Year Results (Since 1954)

1954

(0-6-0)

Head Coach: Julius Menendez

Stanford	L, 1-6
San Francisco	L, 1-5
California	L, 1-6
Santa Clara	L, 3-5
San Francisco CC	L, 3-7
San Francisco State	L, 1-3

1955

(2-4-1)

Head Coach: Julius Menendez

Santa Clara	W, 3-1
San Francisco	L, 1-6
California	L, 2-5
Stanford	L, 1-6
San Francisco CC	L, 2-3
San Francisco State	T, 2-2
Santa Clara	W, 3-1

1956

(2-5-2)

Head Coach: Julius Menendez

California	L, 0-4
San Francisco CC	L, 2-5
San Francisco State	T, 1-1
San Jose CC	W, 7-1
San Francisco	L, 1-2
Stanford	W, 2-1
UC Davis	L, 2-3
Santa Clara	L, 5-7
Santa Clara	T, 0-0

1957

(2-5-1)

Head Coach: Julius Menendez

UC Davis	L, 4-5
San Francisco State	W, 4-3
San Francisco CC	L, 1-5
San Francisco	L, 1-5
Santa Clara	W, 7-3
California	L, 0-2
Stanford	T, 1-1
Santa Clara	L, 2-3

1958

(1-5-1)

Head Coach: Julius Menendez

Stanford	L, 3-4
UC Davis	L, 2-4

San Francisco State	L, 0-1
California	T, 1-1
San Francisco	L, 0-8
Santa Clara	W, 4-1
San Francisco CC	L, 3-4

1959

(3-4-1)

Head Coach: Julius Menendez

Santa Clara	W, 2-1
Santa Clara	W, 9-1
San Francisco	L, 0-1
California	L, 2-3
San Francisco State	W, 10-1



Lars Lyssand (1998-01) was a first-team All-MPSF performer and the conference MVP in 2001. In Spartan history, he ranks sixth in assists (24) and ninth in shots (202).

UC Davis	T, 5-5
Stanford	L, 2-5
San Francisco CC	L, 2-6

1960

(4-4-1)

Head Coach: Julius Menendez

Santa Clara	W, 5-1
Stanford	L, 1-5

UC Davis	L, 2-3
San Francisco State	W, 4-1
California	L, 0-11
San Francisco	T, 3-3
Santa Clara	W, 6-1
San Francisco CC	L, 1-6
Cal Poly-Pomona	W, 3-2

1961

(5-5-0)

Head Coach: Julius Menendez

Stanford	L, 1-2
Menlo College	W, 3-0
Santa Clara	W, 1-0
San Francisco CC	L, 0-7
Stanford	W, 2-1
Menlo College	W, 9-0
UC Davis	L, 2-5
California	L, 2-6
San Francisco	L, 0-5
San Francisco State	W, 4-2

1962

(2-6-0)

Head Coach: Julius Menendez

Stanford	L, 2-4
San Francisco	L, 0-3
California	L, 0-4
San Francisco State	L, 1-4
San Francisco CC	L, 0-2
UC Davis	W, 1-0
Stanford	W, 2-1
San Mateo CC	L, 1-3

1963

(7-4-0)

Head Coach: Julius Menendez

Chico State	W, 6-1
Air Force	W, 6-5
San Francisco State	W, 5-0
San Francisco	W, 8-0
California	L, 1-2
Stanford	L, 4-5
San Francisco State	W, 4-0
California	W, 2-1
San Francisco	L, 1-4
Stanford	W, 6-5
San Francisco	L, 1-2

1964

(9-3-2)

Head Coach: Julius Menendez

Year-By-Year Results (Since 1954)

Santa Clara	W, 5-1
San Francisco State	W, 6-1
Air Force	T, 3-3
San Francisco	L, 1-6
California	W, 2-1
San Francisco State	W, 8-1
San Francisco	W, 2-1
San Francisco CC	W, 4-2
California	W, 4-2
Stanford	W, 2-1
Denver	L, 1-2
Stanford	T, 3-3
Air Force [^]	W, 5-3
St. Louis [^]	L, 0-5

[^] - NCAA Tournament

1965

(8-3-2)

Head Coach: Julius Menendez

Chico State	W, 9-0
Diablo Valley	W, 12-0
San Francisco	W, 4-1
British Columbia	L, 0-8
San Francisco CC	L, 0-1
California	T, 1-1
San Francisco	T, 1-1
California	L, 1-2
Stanford	W, 6-5
San Francisco State	W, 3-1
Stanford	W, 3-1
Pacific	W, 5-4
San Francisco State	W, 3-1

1966

(9-2-0)

Head Coach: Julius Menendez

UC Santa Barbara	W, 10-1
Cal Poly	W, 10-1
Chico State	W, 9-0
California	W, 5-2
Stanford	W, 3-2
UC Santa Barbara	W, 6-2
San Francisco State	W, 3-2
UC Davis	W, 10-2
San Francisco	L, 1-2
Pacific	W, 2-0
San Francisco [^]	L, 1-2


[^] - NCAA Tournament

1967

(10-1-2)

Head Coach: Julius Menendez

Westmont	W, 6-0
Pacific	W, 6-0
Cal State Hayward	W, 9-1
Stanford	W, 7-0



Hiroki Akiyama (2005-08) earned CoSIDA/ESPN The Magazine Academic All-District VIII honors in 2007 and 2008. He was an Academic All-MPSF selection four times and a three-time All-MPSF performer.

San Francisco	W, 2-1
Santa Clara	W, 2-1
California	T, 2-2
Chico State	W, 1-0
British Columbia	W, 3-1
UC Davis	W, 5-2
San Francisco	W, 7-1
San Francisco State ^{^%}	T, 3-3
St. Louis [^]	L, 3-4

^{^%} - NCAA Tournament (SJSU advances on penalty kicks)

[^] - NCAA Tournament

1968

(13-2-0)

Head Coach: Julius Menendez

Chico State	W, 9-2
UC Santa Cruz	W, 16-0
Cal Poly	W, 6-0
Pacific	W, 17-1
Santa Clara	W, 3-0
New Mexico	W, 4-0

California	W, 6-0
San Francisco State	W, 9-0
British Columbia	L, 2-4
Stanford	W, 11-0
California	W, 7-0
San Francisco	W, 2-1
UCLA [^]	W, 3-1
Air Force [^]	W, 1-0
Maryland [^]	L, 3-4

[^] - NCAA Tournament

1969

(13-2-0)

Head Coach: Julius Menendez

San Francisco State	W, 6-1
Westmont	W, 5-1
Long Beach State	W, 6-3
Cal State Hayward	W, 6-0
Pacific	W, 3-0
UC Santa Cruz	W, 15-0
Air Force	W, 2-1
San Francisco	L, 3-4
Saint Mary's	W, 10-1
Santa Clara	W, 8-1
California	W, 5-0
Stanford	W, 11-0
San Francisco	W, 3-1
Air Force [^]	W, 1-0
San Francisco [^]	L, 1-3

[^] - NCAA Tournament

1970

(11-1-2)

Head Coach: Julius Menendez

Cal State Hayward	W, 10-1
Saint Mary's	W, 5-0
San Francisco State	W, 6-1
UC Davis	W, 5-0
Stanford	W, 5-0
Pacific	W, 6-0
British Columbia	T, 1-1
Santa Clara	W, 8-1
San Francisco	T, 2-2
Chico State	W, 1-0
California	W, 3-0
Cal State Fullerton	W, 4-0
Biola	W, 1-0
Denver [^]	L, 1-2

[^] - NCAA Tournament

1971

(12-3-1)

Year-By-Year Results (Since 1954)

Head Coach: Julius Menendez

Monterey Naval Academy	W, 9-0
Cal State Hayward	W, 9-0
Fresno State	W, 6-0
Saint Mary's	W, 6-0
San Francisco State	W, 2-0
UC Davis	W, 6-0
British Columbia	W, 1-0
British Columbia	T, 1-1
UCLA	L, 1-3
San Francisco	L, 0-3
Pacific	W, 3-0
Santa Clara	W, 2-1
Stanford	W, 5-1
California	W, 3-1
San Diego State [^]	W, 2-1
San Francisco [^]	L, 2-3

[^] - NCAA Tournament

1972

(14-2-1)

Head Coach: Julius Menendez

San Francisco State	W, 6-0
Cal State Hayward	W, 6-1
Sacramento State	W, 3-0
Cal State Hayward	W, 10-0
British Columbia	T, 2-2
Western Washington	W, 4-1
UCLA	W, 4-3
Chico State	W, 1-0
UCLA	L, 2-3
Santa Clara	W, 2-1
Chico State	W, 3-0
California	W, 3-2
Stanford	W, 3-0
Pacific	W, 7-1
San Francisco	W, 1-0
Fresno State [^]	W, 4-0
UCLA [^]	L, 1-3

[^] - NCAA Tournament

1973

(7-5-3)

Head Coach: Julius Menendez

Cal State Hayward	W, 3-0
San Francisco State	W, 2-1
Monterey Naval Academy	W, 2-0
Stanford	L, 0-1
Sacramento State	W, 5-0
Pacific	W, 4-0
Santa Clara	L, 2-3
British Columbia	L, 1-2

California	T, 1-1
Seattle	W, 1-0
Westmont	L, 0-1
Washington	W, 3-2
UCLA	T, 1-1
Chico State	T, 1-1
San Francisco	L, 3-4

1974

(9-3-4)

Head Coach: Julius Menendez

Cal State Hayward	T, 1-1
-------------------	--------



Steven Sanchez (2009-12) led the team in goals, shots and points in 2012 on his way to earning the Team MVP award. He also earned his second consecutive first-team NSCAA All-Far West Region honor that year.

Sanchez was an All-MPSF performer in both 2011 and 2012. In those two seasons, he racked up 16 goals and 40 points. Nine of his tallies were game-winners and earned him the moniker "The Sanchize".

Pacific	W, 6-0
San Francisco State	W, 5-1
Stanford	W, 1-0
Hawai'i	W, 2-0
Cal State Fullerton	W, 5-2
Chico State	T, 1-1
St. Louis	L, 0-1
Seattle Pacific	T, 1-1
Seattle	W, 2-0
UCLA	T, 2-2
Santa Clara	W, 2-1
California	W, 3-1
Sacramento State	W, 3-0
San Francisco	L, 0-4
UCLA [^]	L, 2-3

[^] - NCAA Tournament

1975

(9-5-2)

Head Coach: Julius Menendez

Cal State Hayward	L, 0-3
Cal State Hayward	W, 3-0
San Francisco State	W, 3-1
UC Santa Cruz	W, 6-0
Chico State	L, 2-4
Seattle Pacific	T, 4-4
Washington State	W, 2-0
Southern Methodist	L, 0-2
Stanford	W, 5-3
San Diego State	W, 3-1
California	L, 1-3
Pacific	W, 2-0
Santa Clara	W, 1-0
San Francisco	T, 1-1
Sacramento State	W, 2-1
UCLA	L, 0-1

1976

(13-4-1)

Head Coach: Julius Menendez

San Francisco State	W, 13-0
Chico State	W, 1-0
Stanford	W, 4-0
St. Louis	L, 0-1
Pacific	W, 11-1
San Francisco	W, 1-0
San Francisco State	W, 6-1
UCLA	W, 3-0
Sacramento State	W, 3-1
UC Santa Barbara	L, 2-3
Cal State Fullerton	W, 5-4
Stanford	W, 3-0

Year-By-Year Results (Since 1954)

Cal State Hayward	L, 1-4
California	W, 1-0
Southern California	W, 3-1
Santa Clara	T, 0-0
Washington^	W, 4-1
San Francisco^	L, 0-5

^ - NCAA Tournament

1977

(9-8-0)

Head Coach: Julius Menendez

Simon Fraser	L, 1-2
Sacramento State	W, 2-0
San Francisco State	W, 5-0
Fresno State	W, 2-0
Cal State Hayward	W, 4-1
Oregon	W, 7-0
Pacific	W, 8-0
Stanford	W, 3-0
UC Santa Barbara	W, 2-0
San Francisco	L, 1-3
Chico State	L, 1-2
Cal State Fullerton	W, 3-1
California	L, 1-2
UC Davis	L, 1-2
UCLA	L, 0-4
Southern California	L, 1-2
Santa Clara	L, 2-3

1978

(19-3-0)

Head Coach: Julius Menendez

8/25 Long Beach State	W, 4-1
9/8 Hartwick College+	W, 2-1
9/9 Oneota State+	W, 2-1
9/13 Albany State	W, 2-1
9/15 Cornell	W, 2-0
9/19 Sacramento State	
9/22 Indiana%	L, 0-1
9/23 St. Louis%	L, 1-3
9/25 Portland State	
9/28 Stanford	W, 3-1
10/5 Cal State Hayward	
10/7 UCLA	W, 3-2
10/9 Pacific	
10/11 Chico State	
10/15 San Francisco	L, 2-5
10/17 California	W, 3-2
10/20 UC Santa Barbara	W, 2-1
10/23 Saint Mary's	W, 8-0
10/25 UC Davis	
10/28 Santa Clara	W, 2-1

10/31 Fresno State	
11/5 Southern California	
+ - Oneota Mayors Cup (Oneota, N.Y.)	
% - Shrine Soccer Classic (San Jose, Calif.)	

1979

(12-5-0)

Head Coach: Julius Menendez


9/2 Cal State Fullerton	L, 2-4
9/7 Sacramento State	W, 5-0
9/10 Cal State Hayward	WOT, 3-2
9/17 San Francisco State	WOT, 2-1
9/25 Saint Mary's	W, 15-0
9/29 Washington	W, 4-1
10/6 Pacific	W, 19-0
10/9 Fresno State	WOT, 2-1
10/13 Stanford	LOT, 1-2
10/20 San Francisco	L, 2-3
10/23 UC Davis	W, 1-0
10/26 California	W, 2-0
10/28 Chico State	WOT, 4-2
11/3 UCLA	L, 1-2
11/8 UC Santa Barbara	W, 3-0
11/11 Santa Clara	L, 0-4

1980

(13-6-1, 5-2-0 PSC)

Head Coach: Julius Menendez

9/5 vs. Chico State+	L, 0-1
9/7 at Santa Clara+	W, 1-0



With 10 victories in 2005, Richard Mann (2005-08) is the last Spartan keeper to reach double-digit wins in a season. He ranks fifth on the program's career shutout list with 13 and eighth in saves with 185.

9/13 at UC Santa Barbara	W, 3-1
9/16 Cal State Hayward	W, 2-0
9/19 Cal State Fullerton%	L, 0-2
9/23 at Sacramento State	W, 8-0
9/27 at U.S. International&	W, 3-0
9/28 vs. San Diego State&	L, 0-3
10/1 Pacific*	W, 10-0
10/5 Southern California	W, 5-2
10/8 at Fresno State*	W, 3-0
10/11 at Stanford*	L, 3-4
10/15 California*	W, 4-0
10/22 at Chico State	T, 2-2
10/28 UC Davis	W, 7-1
11/1 San Francisco*	L, 1-3
11/5 at Saint Mary's*	W, 5-1
11/7 UCLA	LOT, 0-1
11/10 at San Francisco State	W, 4-0
11/14 Santa Clara*	W, 1-0

+ - Olympia Gold Classic (Santa Clara, Calif.)

% - Spartan Soccer Classic (San Jose, Calif.)

& - USIU Classic (San Diego, Calif.)

1981

(14-5-1)

Head Coach: Julius Menendez

8/28 Westmont	W, 3-2
9/1 U.S. International	W, 4-1
9/6 vs. Humboldt State	W, 6-0
9/11 at Pacific	W, 4-0
9/13 Cal State Hayward	W, 3-0
9/17 Portland	T, 2-2
9/20 San Diego State	L, 2-3
9/26 Stanford	W, 5-1
10/4 Air Force	W, 6-1
10/7 Saint Mary's	W, 5-0
10/11 UC Santa Barbara	W, 4-1
10/14 Cal Poly	W, 4-1
10/17 at UCLA	W, 1-0
10/20 Chico State	W, 2-1
10/25 Pacific	L, 1-2
10/28 at San Francisco	L, 1-2
10/31 Fresno State	L, 2-3
11/6 at Santa Clara	W, 1-0
11/11 Cal State Fullerton	W, 2-1
11/14 at California	L, 1-3

1982

(10-8-2, 5-2-0 PSC)

Head Coach: Julius Menendez

Cal State Fullerton	W, 2-0
San Francisco State	L, 0-2
Puget Sound	W, 6-0
U.S. International+	L, 1-2

Year-By-Year Results (Since 1954)

St. Louis+	L, 0-3
Cal State Hayward	W, 1-0
BYU%	W, 1-0
Saint Mary's#	W, 2-1
Santa Clara#	W, 2-1
California%	T, 1-1
Stanford#	WOT, 2-1
UC Santa Barbara	LOT, 1-2
Pacific#	W, 3-2
Fresno State#	L, 1-3
Chico State	L, 0-1
Seattle Pacific&	L, 0-3
Cal State Northridge&	W, 2-0
California#	W, 3-1
San Francisco#	L, 1-5
UCLA	T, 2-2

+ - Budweiser Soccer Classic

% - Metropolitan Life Insurance Soccer Classic

& - Westmont Soccer Classic (Santa Barbara, Calif.)

* - Pacific Soccer Conference (PSC) Match

1983

(12-6-2, 3-3-1 PSC, 1-1-0 PCAA)

Head Coach: Julius Menendez

Fresno Pacific	WOT, 2-1
Cal State Northridge	T, 1-1
San Francisco State	WOT, 1-0
Cal State Fullerton	W, 2-1
Cal State Hayward	W, 5-2
Stanford#	T, 2-2
Saint Mary's#	W, 1-0
UC Santa Barbara	L, 0-1
Pacific#*	W, 4-1
vs. Loyola Marymount+	W, 5-0
vs. BYU+	W, 2-0
Fresno State#*	L, 0-2
California#	L, 1-2
Long Beach State	W, 2-1
Westmont	W, 1-0
San Francisco#	W, 1-0
Chico State	L, 0-2
Loyola Marymount	W, 6-1
UCLA	L, 0-4
Santa Clara#	L, 0-2

+ - USIU Classic (San Diego, Calif.)

- Pacific Soccer Conference (PSC) Match

* - Pacific Coast Athletic Association (PCAA) Match

1984

(6-14-1, 2-5-0 PSC, 2-1-0 PCAA)

Head Coach: Julius Menendez

9/1 at UNLV+	LOT, 3-4
9/2 vs. San Diego State+	LOT, 1-2
9/5 San Francisco State	L, 0-1

9/7 American%	L, 1-2
9/8 BYU%	W, 2-1
9/12 at Sacramento State	W, 6-1
9/15 Long Beach State	L, 3-4
9/18 at Cal State Hayward	L, 1-3
9/12 at San Francisco#	L, 0-5
9/26 Stanford#	L, 1-2
9/29 Santa Clara#	W, 1-0
10/3 at Chico State	W, 3-0
10/6 at UC Santa Barbara*	W, 3-1
10/10 U.S. International	L, 3-4
10/13 California#	L, 0-3
10/15 Pacific#*	W, 4-1
10/27 at Fresno State#*	L, 0-1
10/28 Cal State Fullerton	T, 0-0
10/30 UCLA	L, 2-4
11/4 UNLV^	L, 0-2
11/10 at Saint Mary's#	L, 2-3

+ - Las Vegas Soccer Classic (Las Vegas, Nev.)

% - Goal Rush Classic (Fresno, Calif.)

- Pacific Soccer Conference (PSC) Match

* - Pacific Coast Athletic Association (PCAA) Match

^ - PCAA Championship

1985

(6-11-2, 3-4-0 PSC, 2-4-0 PCAA)

Head Coach: Julius Menendez

9/6 vs. Warner Pacific+	W, 4-2
9/7 at Westmont+	T, 2-2
9/12 UC Irvine*	W, 4-0
9/16 at San Francisco State	W, 3-1
9/19 Chico State	L, 1-2
9/22 UNLV*	L, 0-3
9/24 UC Santa Barbara*	LOT, 1-2
9/27 at Cal State Fullerton*	LOT, 1-2
9/29 at UCLA	L, 0-5
10/2 Sacramento State	T, 2-2
10/5 at U.S. International	L, 0-4
10/9 at Stanford#	L, 0-2
10/12 Saint Mary's#	W, 1-0
10/15 at Santa Clara#	W, 1-0
10/19 San Francisco#	L, 0-2
10/23 at Pacific#*	W, 3-0
10/30 at California#	L, 0-6
11/2 Fresno State#*	L, 0-2
11/6 Cal State Hayward	LOT, 1-3

+ - Westmont Classic (Santa Barbara, Calif.)

- Pacific Soccer Conference (PSC) Match

* - Pacific Coast Athletic Association (PCAA) Match

1986

(8-9-3, 1-5-0 PSC, 2-3-0 PCAA)

Head Coach: Julius Menendez

9/4 Western Washington	W, 5-0
------------------------	--------

9/9 UCLA	T, 2-2
9/11 San Francisco State	T, 2-2
9/14 UNLV*	L, 0-4
at Cal State Hayward	LOT, 2-3
9/21 Cal State Fullerton*	WOT, 1-0
9/26 vs. Cal State Northridge+	L, 1-2
9/27 at Westmont+	T, 2-2
at Chico State	WOT, 2-0
10/3 at UC Santa Barbara*	W, 2-0
at UC Irvine*	L, 1-3
at Saint Mary's#	L, 1-2
10/11 BYU	W, 3-2
at Fresno State#*	L, 0-3
at San Francisco#	L, 0-5
10/24 California#	W, 2-1
10/29 Santa Clara#	L, 0-1
11/1 Stanford#	L, 0-2
at Sacramento State	W, 3-2
11/9 Brown	W, 3-0

+ - Westmont Classic (Santa Barbara, Calif.)

- Pacific Soccer Conference (PSC) Match

* - Pacific Coast Athletic Association (PCAA) Match

1987

(5-12-3, 2-3-1 PSC, 2-7-0 PCAA)

Head Coach: Julius Menendez

9/2 San Francisco#	L, 1-4
9/6 at UC Irvine*	LOT, 1-3
9/9 Chico State	T, 2-2
9/11 UC Irvine*	W, 1-0
9/16 Cal State Hayward	L, 1-6
9/19 at San Francisco State	T, 3-3
9/23 Saint Mary's#	W, 3-1
9/30 Cal State Fullerton*	L, 2-3
10/5 Loyola Marymount	W, 4-1
10/7 at California#	T, 1-1
10/11 at UC Santa Barbara*	L, 2-3
10/14 at Stanford#	W, 2-0
10/16 at UNLV*	L, 0-1
10/18 at Cal State Fullerton*	L, 1-2
10/21 UNLV*	L, 0-3
10/25 at Fresno State*	L, 0-6
10/28 Sacramento State	L, 0-3
10/30 UC Santa Barbara*	W, 2-1
11/1 Fresno State#	L, 0-8
11/4 at Santa Clara#	L, 0-4

- Pacific Soccer Conference (PSC) Match

* - Pacific Coast Athletic Association (PCAA) Match

1988

(2-18-0, 0-5-0 PSC, 1-9-0 Big West)

Head Coach: Julius Menendez

9/1 San Francisco State	W, 6-2
-------------------------	--------

Year-By-Year Results (Since 1954)

9/4	at Cal State Hayward	L, 1-2
9/7	at Chico State	L, 0-4
9/10	at Sacramento State	L, 0-1
9/14	Stanford#	L, 3-5
9/17	Fresno State*	L, 0-3
9/22	Santa Clara#	L, 0-4
9/25	at UCLA	L, 1-6
9/28	California#	L, 0-5
10/7	UC Irvine*	L, 0-1
10/9	UC Santa Barbara*	L, 2-3
10/16	UNLV*	L, 1-6
10/17	Cal State Fullerton*	W, 2-1
10/21	at Cal State Fullerton*	L, 0-3
10/23	at UNLV*	L, 1-11
10/28	at UC Santa Barbara*	L, 2-3
10/30	at UC Irvine*	L, 0-4
11/3	at Fresno State*	L, 0-2
11/6	at San Francisco#	L, 1-2
11/8	at Saint Mary's#	L, 2-3

- Pacific Soccer Conference (PSC) Match

* - Big West Conference Match

1989

(5-15-1, 0-5-0 PSC, 1-8-1 Big West)

Head Coach: Julius Menendez

9/1	San Francisco State	W, 3-0
9/3	San Francisco#	L, 1-3
9/6	at Stanford#	L, 0-7
9/9	Cal State Hayward	W, 2-1
9/12	Chico State	L, 0-1
9/15	U.S. International	W, 5-1
9/19	at Santa Clara#	L, 0-10
9/26	Westmont	W, 2-1
9/29	at Cal State Fullerton*	T, 0-0
10/1	at UNLV*	L, 0-6
10/4	Saint Mary's#	L, 2-4
10/8	at Fresno State*	L, 1-3
10/13	UC Santa Barbara*	L, 1-3
10/15	UC Irvine*	W, 5-3
10/19	Fresno State*	L, 0-6
10/22	Sacramento State	L, 0-2
10/24	at California#	L, 2-3
10/27	at UC Irvine*	L, 2-3
10/29	at UC Santa Barbara*	L, 1-4
11/3	Cal State Fullerton*	L, 1-4
11/4	UNLV*	L, 0-1

- Pacific Soccer Conference (PSC) Match

* - Big West Conference Match

1990

(4-17-0, 2-8-0 Big West)

Head Coach: Gary St. Clair

9/1	at Chico State	L, 0-1
-----	----------------	--------

9/5	California	L, 0-2
9/7	Santa Clara	L, 1-2
9/10	San Francisco State	W, 2-0
9/13	at Cal State Hayward	L, 2-3
9/16	Cleveland State	L, 0-1
9/23	U.S. International	W, 3-1
9/26	at Saint Mary's	L2OT, 0-2
9/28	Cal State Fullerton*	L, 0-2
9/30	UNLV*	L, 1-4
10/5	at UC Santa Barbara*	L2OT, 0-1
10/7	at UC Irvine*	W, 2-1
10/10	Stanford	L, 0-4
10/14	Fresno State*	L, 0-3
10/17	at Sacramento State	L2OT, 0-1
10/21	at Fresno State*	L, 0-4
10/24	at San Francisco	L2OT, 2-4
10/28	UC Santa Barbara*	L, 0-3
10/30	UC Irvine*	W, 2-1
11/2	at UNLV*	L, 3-4
11/4	at Cal State Fullerton*	L, 0-1

* - Big West Conference Match



Chris Humphreys (1997-00) is tied for the program's career lead in shutouts (18) with former student-athlete and head coach Gary St. Clair.

14 of his clean sheets came in 2000, the year the team went 20-1-1 and was ranked No. 1 in the nation.

1991

(5-14-1, 1-8-1 Big West)

Head Coach: Gary St. Clair

9/1	San Francisco	L, 0-2
9/2	California	W, 1-0
9/8	at San Diego State	L, 1-3
9/13	Cal State Hayward	WOT, 2-1
9/17	at San Francisco State	W, 1-0
9/22	Cal State Fullerton*	LOT, 3-7
9/27	UC Irvine*	L, 1-3
9/29	UC Santa Barbara*	L, 2-3
10/2	Sonoma State	WOT, 2-1
10/6	Fresno State*	L, 0-5
10/11	at UNLV*	L, 1-4
10/13	at Cal State Fullerton*	W, 4-2
10/17	at Fresno State*	L, 0-4
10/21	UNLV*	T, 1-1
10/22	at Stanford	L, 1-2
10/30	Sacramento State	LOT, 0-1
11/1	at UC Irvine*	LOT, 2-3
11/3	at UC Santa Barbara*	L, 0-1
11/6	at Santa Clara	L, 1-3
11/10	at UCLA	L, 0-8

* - Big West Conference Match

1992

(6-10-3, 1-5-1 MPSF)

Head Coach: Gary St. Clair

9/7	Seattle	T, 1-1
9/9	at Cal State Hayward	W, 1-0
9/11	Notre Dame de Namur	W, 2-0
9/15	San Francisco State	T, 1-1
9/18	at Cal State Northridge	L, 0-2
9/20	at UC Irvine	WOT, 3-1
9/22	UC Santa Cruz	W, 4-1
9/25	Humboldt State+	L, 0-1
9/26	Chico State+	W, 4-1
9/29	at San Francisco	L, 0-2
10/2	at Oregon State*	L, 0-2
10/4	at Washington*	L, 1-5
10/11	Air Force*	W, 5-3
10/14	Santa Clara	L, 0-3
10/16	at Fresno State*	L, 0-4
10/23	at Stanford*	L, 1-6
10/27	at Saint Mary's	LOT, 1-2
10/31	Sacramento State*	T, 1-1
11/4	California*	L, 0-2

+ - Mitre Classic (San Jose, Calif.)

* - Mountain Pacific Sports Federation (MPSF) Match

Year-By-Year Results (Since 1954)

1993

(9-7-2, 1-5-1 MPSF)

Head Coach: Gary St. Clair

9/7	at San Francisco State	W, 1-0
9/10	vs. New Mexico+	LOT, 3-5
9/12	at UNLV+	W, 4-3
9/15	Cal State Hayward	W, 5-1
9/19	Cal State Northridge	W, 2-1
9/21	Cal Poly	W, 2-0
9/24	TCU%	W, 6-1
9/26	UC Irvine%	W, 4-0
9/29	at California*	L, 2-3
10/3	at Loyola Marymount	W, 5-0
10/8	Oregon State*	LOT, 0-1
10/10	Washington*	L, 1-2
10/15	at Sacramento State*	W, 2-1
10/17	at Air Force*	L, 0-6
10/21	Stanford*	LOT, 0-1
10/24	at Santa Clara	L, 2-3
10/28	Gonzaga	T, 2-2
10/31	Fresno State*	T, 2-2

+ - UNLV Tournament (Las Vegas, Nev.)

% - SJSU/Mitre Tournament (San Jose, Calif.)

* - Mountain Pacific Sports Federation (MPSF) Match

1994

(15-4-0, 4-3-0 MPSF)

Head Coach: Gary St. Clair

9/3	at Cal State Hayward	W, 2-0
9/6	San Francisco	W, 3-1
9/9	at UC Irvine+	W, 3-2
9/11	vs. San Diego State+	L, 0-1
9/14	San Francisco State	W, 3-0
9/16	UC Santa Barbara%	W, 2-1
9/18	Cal Poly%	W, 3-2
9/20	Humboldt State	W, 6-1
10/3	at Fresno State*	L, 1-2
10/7	at Washington*	L, 1-2
10/9	at Oregon State*	W, 4-1
10/14	Air Force*	W, 4-0
10/16	Sacramento State*	W, 2-0
10/21	California*	L, 2-3
10/23	Loyola Marymount	W, 6-0
10/25	Saint Mary's	W, 3-2
10/31	Cal State Stanislaus	W, 5-1
11/3	at Stanford*	W, 3-0
11/6	Santa Clara	W, 2-1

+ - UC Irvine Tournament (Irvine, Calif.)

% - SJSU/Mitre Tournament (San Jose, Calif.)

* - Mountain Pacific Sports Federation (MPSF) Match

1995

(6-11-1, 3-3-1 MPSF)

Head Coach: Gary St. Clair

9/3	Cal State Hayward	W, 3-0
9/8	at San Diego+	L, 1-2
9/10	vs. Cal State Fullerton+	L, 1-2
9/15	vs. Western Kentucky%	L, 0-2
9/17	at New Mexico%	LOT, 1-2
9/24	Cal State Fullerton	L, 2-5
9/26	at San Francisco	W, 2-0
10/1	Fresno State*	L, 0-2
10/6	at Air Force*	L, 2-4
10/8	at Sacramento State*	W, 2-1
10/13	at California*	W, 1-0



Jorge Martinez (1997-00) produced 17 goals and 11 assists for a total of 45 points in 2000. The goals and points are the most for a Spartans in a single season since 1990.

10/20	Washington*	T, 2-2
10/22	Oregon State*	L, 1-3
10/24	at Santa Clara	L, 1-3
10/29	at Cal Poly	L, 2-4
11/1	at Saint Mary's	L, 1-3
11/5	Cal State Northridge	W, 4-3
11/8	Stanford*	W, 1-0

+ - Diadora Classic (San Diego, Calif.)

% - New Mexico Classic (Albuquerque, N.M.)

* - Mountain Pacific Sports Federation (MPSF) Match

1996

(10-6-3, 4-2-2 WAC)

Head Coach: Gary St. Clair

8/30	Cal State Stanislaus	W, 7-0
9/2	Oregon State	LOT, 1-2

9/6	at UC Irvine	L, 1-3
9/8	at Loyola Marymount	T, 2-2
9/13	British Columbia	W, 2-1
9/14	Gonzaga	L, 1-3
9/19	at San Francisco	W, 1-0
9/25	California	W, 4-2
10/1	Saint Mary's	W, 2-1
10/9	at Fresno State*	L, 1-2
10/18	UNLV*	T, 2-2
10/20	San Diego State*	W, 5-0
10/25	at TCU*	W, 3-1
10/27	at SMU*	T, 2-2
10/30	at Stanford	L, 0-2
11/3	Tulsa*	W, 4-2
11/8	at New Mexico*	W, 2-0
11/10	at Air Force*	L, 1-3
11/14	Santa Clara	W, 3-1

* - Western Athletic Conference (WAC) Match

1997

(9-10-0, 5-3-0 WAC)

Head Coach: Gary St. Clair

8/30	at Sacramento State	W, 4-1
9/3	Stanford	L, 1-2
9/7	at California	L, 0-1
9/11	at Loyola Marymount	W2OT, 2-1
9/13	at Cal State Northridge	WOT, 1-0
9/16	Cal Poly	W, 2-0
9/20	at Santa Clara	L, 0-2
9/23	San Francisco	L, 2-5
9/30	Saint Mary's	LOT, 2-3
10/5	at UCLA	L, 0-3
10/12	at Tulsa*	L, 1-3
10/17	TCU*	W, 5-1
10/19	SMU*	L2OT, 2-3
10/24	at UNLV*	W, 1-0
10/26	at San Diego State*	WOT, 2-1
11/2	Fresno State*	L, 0-2
11/7	New Mexico*	WOT, 4-3
11/9	Air Force*	W2OT, 3-2
11/14	SMU^	LOT, 1-2

* - Western Athletic Conference (WAC) Match

^ - WAC Tournament (Fresno, Calif.)

1998

(14-6-1, 4-3-1 WAC)

Head Coach: Gary St. Clair

9/1	UC Davis	W, 2-1
9/4	Cal State Northridge	W, 9-2
9/7	at #6 Stanford	W, 2-1
9/11	at #18 Cal State Fullerton	W, 3-1
9/13	at Cal Poly	W, 3-0
9/17	Sacramento State	W, 5-2

Year-By-Year Results (Since 1954)

9/20	at Saint Mary's	WOT, 1-0
9/24	California	W, 2-1
10/2	UC Santa Barbara	W, 3-0
10/10	at Fresno State*	L, 1-2
10/13	#22 Santa Clara	L2OT, 0-1
10/16	San Diego State*	W, 2-0
10/18	UNLV*	L, 2-3
10/24	#20 SMU*	L, 1-2
10/25	TCU*	W, 6-3
10/30	at Air Force*	T, 2-2
11/1	at New Mexico*	W, 1-0
11/6	Tulsa*	W, 1-0
11/8	at San Francisco	W, 1-0
11/13	Tulsa^	L, 1-3
11/23	at Stanford#	L3OT, 2-3

* - Western Athletic Conference (WAC) Match

^ - WAC Tournament (Fresno, Calif.)

- NCAA Championship

1999

(7-11-2, 4-6-0 WAC)

Head Coach: Gary St. Clair

9/1	Cal State Stanislaus	W, 5-1
9/5	Stanford	T, 0-0
9/8	at Sacramento State	W, 3-1
9/12	Cal Poly	W, 3-1
9/16	at Santa Clara	L, 0-2
9/19	UCLA	L, 0-1
9/24	at Washington+	T, 0-0
9/26	vs. Portland+	LOT, 0-1
10/2	at UC Santa Barbara	L, 0-1
10/8	at TCU*	L, 0-2
10/10	at SMU*	L, 0-2
10/15	Drury*	W, 6-2
10/17	Tulsa*	W, 3-1
10/20	San Francisco	LOT, 2-3
10/24	Fresno State*	LOT, 2-3
10/29	at Tulsa*	L, 0-2
10/31	Drury*	W, 2-1
11/7	at Fresno State*	L, 1-2
11/12	SMU*	L, 1-5
11/14	TCU*	W, 2-1

+ - Husky Classic (Seattle, Wash.)

* - Western Athletic Conference (WAC) Match

2000 - MPSF Champions

(20-1-1, 8-0-0 MPSF)

Head Coach: Gary St. Clair

9/1	Cal State San Bernardino	W, 8-1
9/3	UC Santa Barbara	W, 2-0
9/8	Cal State Northridge	W, 1-0
9/15	at San Francisco	W, 2-0
9/17	at Sacramento State*	W, 3-0

9/21	at Loyola Marymount+	W, 2-0
9/23	vs. Loyola Chicago+	W, 3-0
9/26	Stanford	T, 1-1
10/1	Air Force*	W, 3-0
10/5	Saint Mary's	W, 2-1
10/8	Santa Clara	W, 2-0
10/12	at Fresno State*	W, 4-0
10/15	Denver*	W, 2-0
10/19	Sacramento State*	W, 4-1
10/22	Fresno State*	W, 2-0
10/27	at Denver*	W, 3-1
10/29	at Air Force*	W, 1-0
11/1	at Cal Poly	W, 2-0
11/5	at California%	W, 3-2
11/10	vs. UC Irvine^	W, 1-0
11/12	at Cal State Fullerton^	W, 3-2
11/18	Indiana#	L, 0-4

+ - Loyola Marymount Tournament (Los Angeles, Calif.)

% - Adidas Legacy Classis (Berkeley, Calif.)

* - Mountain Pacific Sports Federation (MPSF) Match



CJ Brown (1993-96) retired from the MLS's Chicago Fire after 13 seasons playing center back. His 296 games played, 290 starts and 25,738 minutes are among the best in MLS history and in 2012 he was inducted into the Chicago "Ring of Fire".

^ - MPSF Tournament (Fullerton, Calif.)

- NCAA Tournament

2001

(9-7-4, 2-2-3 MPSF)

Head Coach: Gary St. Clair

8/31	Cal State Monterey Bay	W, 6-0
9/2	at Saint Mary's	W, 2-1
9/7	UC Riverside	W, 3-0
9/17	California	L, 2-3
9/21	at Cal State Northridge	L, 1-4
9/23	at UC Santa Barbara	W, 3-1
9/27	San Francisco	L, 2-5
9/30	UC Irvine	W, 2-1
10/4	at Stanford	L, 1-4
10/7	Cal Poly	W, 4-0
10/12	at UNLV*	L, 0-1
10/15	at New Mexico*	W, 1-0
10/19	San Diego State*	T, 1-1
10/21	Sacramento State*	T, 0-0
10/28	at Fresno State*	W, 2-1
11/2	Air Force*	T, 1-1
11/4	Denver*	L, 2-3
11/8	vs. Denver^	W, 2-0
11/9	vs. Fresno State^!	T4OT, 0-0
11/14	at Santa Clara	LOT, 1-2

* - Mountain Pacific Sports Federation (MPSF) Match

^ - MPSF Tournament

! - Fresno State advances 3-2 on penalty kicks

2002

(11-9-1, 5-1-0 MPSF)

Head Coach: Gary St. Clair

9/1	at UC Riverside	LOT, 2-3
9/6	Cal State Monterey Bay	W2OT, 2-1
9/8	Cal State Northridge	W, 1-0
9/13	Alabama A&M	L2OT, 2-3
9/15	at San Francisco	L, 0-2
9/19	at Santa Clara	L, 0-2
9/22	at UC Irvine	W, 1-0
9/26	at Cal Poly	W, 2-1
9/29	Loyola Marymount	L, 1-3
10/3	at #2 Stanford	L2OT, 1-2
10/6	California	L, 1-2
10/11	at Saint Mary's	W, 2-1
10/14	Notre Dame de Namur	WOT, 1-0
10/18	Denver*	WOT, 1-0
10/20	at Air Force*	W, 4-2
10/25	at San Diego State*	W, 2-0
11/1	UNLV*	W, 2-1
11/3	New Mexico*	LOT, 0-1
11/10	at Sacramento State*	WOT, 2-1
11/15	vs. UNLV^!	T, 3-3

Year-By-Year Results (Since 1954)

11/17 vs. New Mexico[^] LOT, 1-2

* - Mountain Pacific Sports Federation (MPSF) Match

[^]! - MPSF Tournament (SJSU advances 5-4 on penalty kicks)

[^] - MPSF Tournament

2003 - MPSF Champions

(12-7-2, 5-1-0 MPSF)

Head Coach: Gary St. Clair

8/29	Notre Dame de Namur	W, 6-0
8/31	UC Santa Barbara	T, 1-1
9/5	at UC Irvine	W, 2-0
9/8	at UC Riverside	L2OT, 1-2
9/23	Santa Clara	W, 2-1
9/26	Sacramento State*	W, 6-1
9/28	Cal Poly	T, 0-0
10/1	Cal State Monterey Bay	W, 3-1
10/5	San Francisco	W, 3-0
10/10	at Cal State Northridge	L, 0-5
10/12	at #15 Loyola Marymount	LOT, 1-2
10/17	at Denver*	W, 2-1
10/19	Air Force*	W, 3-0
10/23	at UNLV*	W, 2-0
10/31	at New Mexico*	L, 0-1
11/2	San Diego State*	W, 2-1
11/6	Stanford	L, 1-5
11/9	at California	LOT, 1-2
11/14	vs. San Diego State [^]	W, 2-1
11/16	vs. New Mexico [^]	W, 3-2
11/21	at California#	L, 0-2

* - Mountain Pacific Sports Federation (MPSF) Match

[^] - MPSF Tournament (Sacramento, Calif.)

- NCAA Tournament

2004

(5-13-1, 4-8-0 MPSF)

Head Coach: Gary St. Clair

9/1	Notre Dame de Namur	LOT, 2-3
9/5	Cal State Monterey Bay	W, 4-1
9/10	at Stanford	L, 0-1
9/12	at #9 California	L, 0-2
9/16	at #3 Santa Clara+	L, 1-2
9/18	vs. San Francisco+	L, 1-2
9/25	at Cal Poly	T, 0-0
10/1	at Denver*	L, 1-3
10/3	at Air Force*	L, 0-2
10/8	at Sacramento State*	LOT, 3-4
10/15	UNLV*	L, 0-1
10/17	San Diego State*	W, 2-0
10/22	Air Force*	W, 3-2
10/24	Denver*	W, 3-2
10/29	at San Diego State*	W, 2-1
10/31	at UNLV*	L, 0-1
11/4	#2 New Mexico*	L, 1-5

11/11 Sacramento State* L, 0-3

11/14 at #2 New Mexico* L, 0-2

+ - Adidas Classic (Santa Clara, Calif.)

* - Mountain Pacific Sports Federation (MPSF) Match

2005

(11-5-3, 7-2-1 MPSF)

Head Coach: Gary St. Clair

9/1	Stanford	T, 0-0
9/7	Saint Mary's	W, 2-1
9/9	vs. UC Irvine+	WOT, 1-0
9/11	at Cal State Fullerton	T, 2-2
9/16	UC Riverside	W, 2-0
9/23	San Francisco	L, 1-3
9/25	Cal Poly	L, 1-2
9/29	#8 Santa Clara	L, 0-2
10/4	Notre Dame de Namur	W, 2-1
10/9	Sacramento State*	W, 1-0
10/14	at UNLV*	WOT, 3-2
10/16	at #2 New Mexico*	WOT, 3-2
10/21	Air Force*	L, 2-3
10/23	Denver*	W, 3-1
10/28	at Air Force*	W, 1-0
10/30	at Denver*	WOT, 2-1
11/4	#2 New Mexico*	L, 1-3
11/6	UNLV*	T, 2-2
11/13	at Sacramento State*	W, 2-1

+ - Played at Cal State Fullerton (Fullerton, Calif.)

* - Mountain Pacific Sports Federation (MPSF) Match

2006

(7-10-1, 4-6-0 MPSF)

Head Coach: Gary St. Clair

8/27	Cal State Fullerton	LOT, 2-3
8/31	Saint Mary's	W, 1-0
9/3	#10 San Francisco	L, 0-2
9/8	at Stanford+	W, 2-1
9/10	#17 California+!	L, 0-2
9/16	Notre Dame de Namur	W, 2-1
9/22	at #15 Santa Clara	T, 0-0
9/26	at Cal Poly	L, 0-3
10/1	at Sacramento State*	W, 1-0
10/6	at #17 New Mexico*	L, 0-2
10/8	at UNLV*	W, 2-1
10/12	Denver*	L, 0-1
10/15	Air Force*	WOT, 1-0
10/20	at Denver*	L, 0-3
10/22	at Air Force*	L, 0-1
10/26	UNLV*	W, 3-0
10/29	#9 New Mexico*	L, 1-3
11/3	Sacramento State*	L, 0-3

* - Mountain Pacific Sports Federation (MPSF) Match

2007

(10-9-1, 5-5-0 MPSF)

Head Coach: Gary St. Clair

8/31	vs. Charlotte+	W, 2-1
9/2	at Davidson+	W2OT, 3-2
9/9	at San Francisco	L, 2-3
9/14	at UC Riverside	W, 3-0
9/16	at #20 UC Irvine	LOT, 2-3
9/20	#7 Santa Clara	L, 0-2
9/23	at Saint Mary's	L, 1-2
9/26	CSU Bakersfield	W, 2-0
9/30	College of Charleston	W, 4-0
10/7	Sacramento State*	W, 2-1
10/12	#22 New Mexico*	L, 1-4
10/14	UNLV*	W, 3-0
10/19	at Air Force*	W, 3-1
10/29	at Denver*	LOT, 1-2
11/2	Air Force*	LOT, 2-3
11/4	Denver*	LOT, 1-2
11/9	at UNLV*	W, 3-1
11/11	at #22 New Mexico*	L, 1-5
11/14	at Sacramento State*	W, 1-0

+ - Davidson/Adidas Classic, (Davidson, N.C.)

* - Mountain Pacific Sports Federation (MPSF) Match

2008

(9-5-4, 5-4-1 MPSF)

Head Coach: Gary St. Clair

8/29	Notre Dame de Namur	W, 3-0
8/31	Stanford	T, 1-1
9/10	San Francisco	W2OT, 1-0
9/14	at #29 UC Davis	L, 0-2
9/18	Cal Poly	T, 2-2
9/21	Seattle U	W, 2-1
9/24	at Santa Clara	T, 1-1
9/28	at CSU Bakersfield	W, 2-0
10/5	at Sacramento State*	L, 0-1
10/10	at New Mexico*	LOT, 0-1
10/12	at UNLV*	L, 1-2
11/17	Denver*	LOT, 2-3
10/19	Air Force*	W, 1-0
10/31	at Denver*	T, 3-3
11/2	at Air Force*	W, 1-0
11/7	UNLV*	WOT, 2-1
11/9	New Mexico*	W, 1-0
11/15	Sacramento State*	W, 4-1

* - Mountain Pacific Sports Federation (MPSF) Match

2009

(9-10-1, 4-3-0 MPSF)

Head Coach: Gary St. Clair

9/1	#24 UC Davis	W, 4-1
-----	--------------	--------

Year-By-Year Results (Since 1954)

9/4	at Oregon State+	L, 1-3
9/6	vs. Houston Baptist+	L, 0-1
9/11	at Loyola Marymount	L, 0-1
9/13	at UC Riverside	L, 1-2
9/16	Notre Dame de Namur	W, 5-0
9/20	at Cal Poly	L, 1-2
9/25	at San Francisco	L2OT, 1-2
9/27	Santa Clara	T, 0-0
10/2	at Houston Baptist#	W, 2-0
10/4	vs. Howard#	W, 1-0
10/8	Sacramento State*	W, 2-1
10/16	Denver*	W2OT, 1-0
10/18	Air Force*	W, 1-0
10/23	at CSU Bakersfield*	W, 4-2
10/25	at Seattle U*	W, 1-0
10/30	UNLV*	L, 0-1
11/1	New Mexico*	LOT, 0-1
11/7	at Sacramento State*	L, 3-4
11/12	vs. UNLV^	L, 2-4

+ - OSU/Nike Challenge (Corvallis, Ore.)

- HBU Classic (Houston, Texas)

* - Mountain Pacific Sports Federation (MPSF) Match

^ - MPSF Tournament (Denver, Colo.)

2010

(7-9-3, 1-6-3 MPSF)

Head Coach: Gary St. Clair

9/1	UC Riverside	W, 3-2
9/3	Cal State Monterey Bay	W, 4-0
9/5	at UC Davis	LOT, 0-1
9/10	at Cal State Fullerton+	W, 1-0
9/12	vs. Cal State Northridge+	W, 3-1
9/16	Saint Mary's	L, 0-2
9/19	Loyola Marymount	W, 2-1
9/24	at Santa Clara	L, 1-2
9/26	San Francisco	W, 2-1
10/3	at Sacramento State*	T, 0-0
10/8	at Seattle U*	T, 0-0
10/10	CSU Bakersfield*	LOT, 1-2
10/15	at CSU Bakersfield*	L, 0-1
10/17	Seattle U*	W, 1-0
10/22	at Air Force	L, 0-2
10/24	at Denver*	L, 1-3
10/29	UNLV*	LOT, 1-2
10/31	New Mexico*	T, 0-0
11/6	Sacramento State*	LOT, 0-1

+ - Cal State Fullerton Tournament (Fullerton, Calif.)

* - Mountain Pacific Sports Federation (MPSF) Match

2011

(9-8-3, 5-5-0 MPSF)

Head Coach: Gary St. Clair

8/26	Fresno Pacific	W, 4-1
------	----------------	--------

9/4	at Saint Mary's	T, 0-0
9/9	Cleveland State+	L, 0-2
9/11	Nebraska-Omaha+	W, 2-0
9/16	at Loyola Marymount	WOT, 2-1
9/18	at UC Riverside	T, 1-1
9/22	Santa Clara	T, 1-1
9/25	at San Francisco	L, 0-3
10/2	Sacramento State*	LOT, 0-1
10/7	Seattle U*	WOT, 2-1
10/9	#25 CSU Bakersfield*	L, 0-2
10/14	at Seattle U*	W, 2-1
10/16	at #19 CSU Bakersfield*	W, 2-1
10/21	Air Force*	L, 0-1
10/23	Denver*	W, 3-0
10/28	at UNLV*	W, 2-1
10/30	at #1 New Mexico*	L, 0-1
11/5	at Sacramento State*	LOT, 2-3
11/10	vs. Sacramento State^	W, 4-2
11/11	vs. #1 New Mexico^	L, 0-3

+ - San Jose State/Santa Clara Tournament (San Jose, Calif.)

* - Mountain Pacific Sports Federation (MPSF) Match

^ - MPSF Tournament (Denver, Colo.)

2012

(8-9-1, 5-4-1 MPSF)

Head Coach: Gary St. Clair



Frankie Sanfilippo (1999-03) earned All-MPSF honors in each of his four seasons as a Spartan and in 2007 was named to the league's 15th Anniversary Team. He was a two-time NSCAA All-Far West Region selection (2002 & '03) and earned the team MVP Award in those years as well.

8/26	San Francisco	L, 0-2
9/2	Cal Poly	L, 1-3
9/9	at Santa Clara	W, 5-3
9/12	at Stanford	LOT, 1-2
9/16	at Sacramento State	W, 2-1
9/21	Bradley+	W, 3-2
9/23	NJIT+	L, 2-4
9/30	at Seattle U*	T, 0-0
10/5	at CSU Bakersfield*	W, 2-1
10/7	at UNLV*	W, 2-1
10/12	CSU Bakersfield*	W, 1-0
10/14	UNLV*	L, 2-3
10/19	at Denver*	L, 0-4
10/21	at Air Force*	L, 1-3
10/26	#14 New Mexico*	L, 0-1
10/28	Houston Baptist*	W, 2-0
11/3	Seattle U*	W, 3-0
11/8	vs. Denver^	LOT, 1-2

+ - San Jose State/Santa Clara Tournament (San Jose, Calif.)

* - Mountain Pacific Sports Federation (MPSF) Match

^ - MPSF Tournament (Albuquerque, N.M.)

2013

(4-13-4, 3-6-1 WAC)

Head Coach: Gary St. Clair

8/30	Sacramento State	L2OT, 0-1
9/1	S. Illinois-Edwardsville	L, 0-2
9/8	at San Francisco	L, 1-2
9/13	Fresno Pacific	T, 1-1
9/15	at Cal Poly	L, 1-6
9/19	Santa Clara	L, 0-1
9/22	at Oregon State	L, 0-1
9/29	Saint Mary's	T, 0-0
10/5	Seattle U*	L, 0-4
10/11	CSU Bakersfield*	L, 3-4
10/13	UNLV*	W, 1-0
10/18	at CSU Bakersfield*	L, 0-1
10/20	at UNLV*	L, 0-1
10/25	Grand Canyon*	W, 3-1
10/27	Air Force*	T, 1-1
11/1	at UMKC*	W, 3-1
11/3	at Houston Baptist*	L, 1-5
11/9	at Seattle U*	L, 0-1
11/14	vs. UNLV^#	T, 2-2
11/15	vs. CSU Bakersfield^	W, 1-0
11/17	vs. Seattle U^	L, 1-2

* - Western Athletic Conference (WAC) Match

^ - WAC Tournament (Colorado Springs, Colo.)

- SJSU advances in a shootout (9-to-8)

2014

(6-11-2, 4-4-2 WAC)

Head Coach: Simon Tobin

Year-By-Year Results (Since 1954)

9/10	at Stanford	L, 1-4
9/18	at Sacramento State	L, 2-3
9/23	UC Riverside	L, 0-2
9/25	Loyola Marymount	L, 0-1
9/28	at Santa Clara	L, 0-1
9/30	at Grand Canyon*	T, 1-1
10/2	at UNLV*	L, 0-4
10/6	Seattle University*	L, 1-2
10/8	at CSU Bakersfield*	L, 1-2
10/14	Houston Baptist*	W, 2-1
10/16	Incarnate Word*	L, 1-4
10/23	Utah Valley*	L, 1-2
10/27	at Air Force*	W, 1-0
10/29	at Kansas City*	W, 2-1
11/5	UTRGV	L, 1-2

* - Western Athletic Conference (WAC) Match

2017

(9-11-1, 5-4-1 WAC)

Head Coach: Simon Tobin

8/25	#1 Stanford	L, 0-4
9/1	UC Davis	W, 3-2
9/3	Sacramento State	L, 0-2
9/7	Saint Mary's	W, 2-0
9/14	at Cal State Northridge	L, 1-2
9/17	at Pacific	L, 1-2
9/22	at San Francisco	L, 2-5
9/24	San Diego	L, 0-1
9/29	at Utah Valley*	T, 1-1
10/1	at Seattle University*	L, 0-1
10/6	UNLV*	L, 2-5
10/8	Grand Canyon*	L2OT, 0-1
10/15	at Houston Baptist*	W, 1-0
10/20	at Incarnate Word*	W, 2-0
10/22	at UTRGV*	W, 1-0
10/27	#15 Air Force	L, 0-4
10/29	UMKC*	W, 4-3
11/3	CSU Bakersfield*	W, 1-0
11/8	vs. UTRGV+	W, 2-0
11/10	vs. #12 Air Force+	W, 1-0
11/12	vs. #23 Seattle University+	L, 1-2

* - Western Athletic Conference (WAC) Match

+ - WAC Tournament (Las Vegas, Nev.)

2018

(8-10-3, 5-5-1 WAC)

Head Coach: Simon Tobin

8/24	at #1 Stanford	T, 0-0
8/26	Cal State Northridge	L, 0-1
8/31	at UC Davis	L, 2-3
9/2	at Sacramento State	W, 2-1
9/6	at Saint Mary's	L, 1-5

9/10	San Francisco	W, 4-1
9/16	Saint Mary's	L, 0-3
9/22	at CSU Bakersfield*	W, 2-1
9/28	at Houston Baptist*	T, 2-2
9/30	at Kansas City*	L, 0-1
10/5	Grand Canyon*	W, 1-0
10/7	UNLV*	W, 2-1
10/14	Cal Baptist*	L, 0-1
10/18	at #15 Air Force*	L, 0-4
10/20	at Utah Valley*	W, 2-1
10/26	Incarnate Word*	W, 3-1
10/28	UTRGV*	L, 1-2
11/2	Seattle University*	L, 1-2
11/7	at Seattle University+!	T, 3-3
11/9	UTRGV+	W, 1-0
11/11	Grand Canyon+	L, 0-1

* - Western Athletic Conference (WAC) Match

+ - WAC Tournament (Seattle, Wash.)

! - San Jose State advances 6-5 on penalty kicks

2019

(5-12-2, 5-4-2 WAC)

Head Coach: Simon Tobin

8/30	Sacramento State	L, 0-2
9/3	at Pacific	LOT, 1-2
9/6	at Santa Clara	L, 1-5
9/9	#8 Saint Mary's	L, 2-5
9/12	at San Francisco	L, 0-3
9/21	UC Davis	L, 1-3
9/24	at #1 Stanford	L, 0-3
9/28	CSU Bakersfield*	W, 3-2
10/4	Kansas City*	W, 6-0
10/6	Houston Baptist*	LOT, 2-3
10/11	at Grand Canyon*	T, 2-2
10/13	at UNLV*	L, 1-2
10/19	at California Baptist*	L, 1-2
10/25	Utah Valley*	W, 3-0
10/27	Air Force*	W, 2-0
11/1	at UTRGV*	T, 0-0
11/3	at Incarnate Word*	W, 2-1
11/9	at Seattle University*	L, 1-3
11/13	vs. CSU Bakersfield+	L, 0-1

* - Western Athletic Conference (WAC) Match

+ - WAC Tournament (USFAA, Colo.)



Year-By-Year Stats

(Since 1990)





#	Name	GP-GS	MIN	G	A	PTS	SH	SH%	SOG	SOG%	YC-RC	GW	PK-PA
7	Castro, Rudy	18-18	1317	9	2	20	59	0.153	31	0.525	3-1	1	3-4
14	Brenes, Nicolas	18-15	1184	4	0	8	37	0.108	20	0.541	0-0	1	0-0
11	Sanchez, Danny	19-9	862	4	0	8	22	0.182	14	0.636	1-0	0	0-0
18	Lemus, Omar	18-16	1321	1	5	7	4	0.250	4	1.000	1-0	0	0-0
17	Khorami, Suliman	15-12	803	3	0	6	15	0.200	8	0.533	1-0	0	0-0
2	Farias, Angel	19-16	1314	2	1	5	6	0.333	4	0.667	1-0	0	0-0
10	Miranda, Willy	14-1	509	2	1	5	13	0.154	5	0.385	4-0	1	1-1
12	Gomez-Zavala, Carlos	19-19	1574	1	2	4	6	0.167	3	0.500	0-0	1	0-0
8	Allen, Max	18-18	1555	0	3	3	30	0.000	14	0.467	6-1	0	0-0
13	Buenfil, Eduardo	19-16	1352	1	1	3	20	0.050	10	0.500	1-0	0	0-0
15	Dukes, Jeff	18-18	1530	1	0	2	9	0.111	6	0.667	2-1	1	0-0
6	Wood, Finlay	16-13	1245	0	1	1	10	0.000	4	0.400	1-0	0	0-0
3	Adam, Jamal	13-0	302	0	1	1	5	0.000	1	0.200	0-0	0	0-0
1	Reyes-Zavalza, Rodrigo	5-5	454	0	0	0	0	0.000	0	0.000	0-0	0	0-0
9	de Dios, Isaiah	9-2	201	0	0	0	1	0.000	1	1.000	0-0	0	0-0
16	Hernandez, Aoi	3-0	44	0	0	0	0	0.000	0	0.000	0-0	0	0-0
5	Saydee, Eddie	9-5	519	0	0	0	2	0.000	2	1.000	2-0	0	0-0
19	Mariani, Jered	14-0	270	0	0	0	1	0.000	1	1.000	0-0	0	0-0
23	Poulsgaard, Kasper	7-4	379	0	0	0	0	0.000	0	0.000	0-0	0	0-0
21	Boyce, Julian	6-0	85	0	0	0	3	0.000	1	0.333	0-0	0	0-0
22	Barajas, Andy	7-1	193	0	0	0	0	0.000	0	0.000	0-0	0	0-0
20	Briens, Ethan	1-0	12	0	0	0	1	0.000	1	1.000	0-0	0	0-0
24	Bermudez, Miguel	5-0	116	0	0	0	0	0.000	0	0.000	0-0	0	0-0
27	Redfield, Josh	14-7	876	0	0	0	1	0.000	0	0.000	0-0	0	0-0
28	Lopez, Jorge	3-0	45	0	0	0	1	0.000	0	0.000	0-0	0	0-0
25	Sweeney, David	14-14	1304	0	0	0	0	0.000	0	0.000	1-0	0	0-0
	Totals	19	-	28	17	73	246	0.114	130	0.528	24-3	5	4-5
	Opponents	19	-	39	32	110	258	0.151	120	0.465	36-1	12	5-6

Name	GP-GS	Minutes	GA	Avg	Saves	Pct	W	L	T	Sho	SF
1	Reyes-Zavalza, Rodrigo	5-5	453:55	17	3.37	10	0	5	0	0	61
25	Sweeney, David	14-14	1303:27	22	1.52	67	5	7	2	1	198
	Totals	19	1757:22	39	2.00	77	5	12	2	4	259
	Opponents	324	1757:22	28	1.43	99	0.780	-	-	-	245



#	Name	GP-GS	MIN	G	A	PTS	SH	SH%	SOG	SOG%	YC-RC	GW	PK-PA
18	Lemus, Omar	19-19	1452	6	4	16	36	0.167	15	0.417	3-0	4	0-0
22	Tolentino-Perry, Kalei	21-18	1323	3	2	8	21	0.143	10	0.476	2-0	0	0-0
10	Miranda, Willy	15-12	826	3	1	7	26	0.115	3	0.115	2-0	1	0-0
20	Partida, Jonathan	17-16	1501	2	3	7	18	0.111	7	0.389	5-0	0	0-0
5	Rios, Andy	21-21	1891	2	1	5	12	0.167	6	0.500	2-0	0	2-2
8	Allen, Max	20-20	1600	1	3	5	28	0.036	7	0.250	6-0	1	0-0
13	Buenfil, Eduardo	20-9	1008	2	1	5	18	0.111	8	0.444	1-0	0	0-0
17	Khorami, Suliman	17-0	636	2	1	5	17	0.118	7	0.412	3-0	1	0-0
3	Penner, Zach	11-3	520	2	0	4	15	0.133	11	0.733	1-0	1	0-0
11	Sanchez, Danny	20-1	712	1	2	4	12	0.083	4	0.333	2-0	0	0-0
14	Brenes, Nicolas	17-13	899	1	0	2	23	0.043	12	0.522	1-0	0	0-0
15	Dukes, Jeff	21-21	1823	0	2	2	11	0.000	4	0.364	3-0	0	0-0
19	Mendoza, Andrew	11-4	318	0	2	2	5	0.000	1	0.200	0-0	0	0-0
23	Miranda, Eduardo	19-18	1285	0	2	2	7	0.000	5	0.714	1-0	0	0-0
24	Saydee, Eddie	9-0	224	1	0	2	1	1.000	1	1.000	0-0	0	0-0
2	Farias, Angel	19-14	1181	0	1	1	3	0.000	0	0.000	2-0	0	0-0
21	Castillo, Miguel	20-5	594	0	1	1	13	0.000	6	0.462	1-1	0	0-0
4	Kay, Joseph	13-8	755	0	0	0	3	0.000	0	0.000	2-1	0	0-0
9	de Dios, Isaiah	1-0	21	0	0	0	2	0.000	1	0.500	0-0	0	0-0
12	Gomez-Zavala, Carlos	15-7	744	0	0	0	3	0.000	1	0.333	0-0	0	0-0
16	Hernandez, Aoi	2-0	52	0	0	0	1	0.000	1	1.000	0-0	0	0-0
21	Adam, Jamal	3-1	59	0	0	0	0	0.000	0	0.000	0-0	0	0-0
26	Clewis, Alex	20-19	1770	0	0	0	0	0.000	0	0.000	1-0	0	0-0
28	Schneider, Austin	1-0	17	0	0	0	0	0.000	0	0.000	0-0	0	0-0
25	Reyes-Zavala, Rodrigo	2-2	180	0	0	0	0	0.000	0	0.000	0-0	0	0-0
	Totals	21	-	27	26	80	275	0.098	111	0.404	39-2	8	2-2
	Opponents	21	-	34	27	95	288	0.118	137	0.476	45-2	10	3-5

Name	GP-GS	Minutes	GA	Avg	Saves	Pct	W	L	T	Sho	SF
26 Clewis, Alex	19-19	1770:00	33	1.68	95	0.742	7	9	3	2	262
25 Reyes-Zavalza, Rodrigo	2-2	180:00	1	0.50	6	0.316	1	1	0	1	19
Totals	21	1950:00	34	1.57	103	0.752	8	10	3	3	281
Opponents	21	1950:00	27	1.25	84	0.757	-	-	-	7	274



##	Player	GP-GS	Min	G	A	Pts	Sh	Shot%	SOG	SOG%	YC-RC	GW
23	Romero, Jeremy	21-21	1364	10	0	20	38	.263	20	.526	2-0	3
3	Penner, Zach	19-2	759	3	2	8	10	.300	6	.600	2-0	0
5	Rios, Andy	21-21	1861	3	1	7	8	.375	5	.625	3-0	2
17	Valdovinos, Carlos	21-16	1051	2	2	6	19	.105	7	.368	0-0	1
8	Allen, Max	20-20	1615	0	5	5	29	.000	10	.345	6-0	0
19	Mendoza, Andrew	17-9	705	2	0	4	23	.087	5	.217	1-0	1
13	Buenfil, Eduardo	19-12	1052	2	0	4	9	.222	5	.556	1-0	0
21	Castillo, Miguel	12-0	366	1	1	3	8	.125	5	.625	0-0	1
20	Partida, Jonathan	17-16	1290	0	3	3	4	.000	2	.500	3-0	0
4	Kay, Joe	20-16	1427	0	3	3	4	.000	2	.500	5-0	0
10	Wood, Finlay	21-15	1115	1	0	2	14	.071	5	.357	2-0	1
18	Lemus, Omar	20-17	1457	0	2	2	7	.000	2	.286	5-2	0
14	Brenes, Nicolas	18-2	461	0	1	1	8	.000	2	.250	0-0	0
12	Zavala, Carlos Gomez	16-2	485	0	1	1	2	.000	0	.000	0-0	0
1	Clewis, Alex	6-1	540	0	1	1	0	.000	0	.000	3-0	0
7	Khorami, Suliman	12-5	475	0	0	0	8	.000	2	.250	1-0	0
15	Dukes, Jeffery	21-21	1881	0	0	0	3	.000	1	.333	1-0	0
2	Farias, Angel	15-4	564	0	0	0	3	.000	0	.000	0-0	0
16	Nevarez, Brian	12-1	244	0	0	0	2	.000	1	.500	0-0	0
11	Sanchez, Danny	14-4	429	0	0	0	2	.000	1	.500	0-0	0
29	Miranda, Eduardo	4-0	51	0	0	0	1	.000	0	.000	1-0	0
30	Heredia, David	13-12	1161	0	0	0	0	.000	0	.000	2-0	0
27	Lomeli, Ronaldo	4-0	23	0	0	0	0	.000	0	.000	0-0	0
22	Perry, Kalei Tolenti	2-0	21	0	0	0	0	.000	0	.000	0-0	0
6	Ocampo, Alexis	10-6	438	0	0	0	0	.000	0	.000	0-0	0
	Totals	21	-	25	22	72	202	.124	82	.406	39-2	9
	Opponents	21	-	35	27	97	210	.167	79	.376	34-1	11

		GP-GS	Minutes	GA	Avg	Saves	Pct	W	L	T	SO
30	Heredia, David	13-12	1161:28	17	1.32	23	.575	7	5	1	6/0
1	Clewis, Alex	6-6	540:00	12	2.00	14	.538	1	5	0	1/0
26	Donaldson, Kris	3-3	225:00	6	2.40	5	.455	1	1	0	0/0
--	TEAM	0-0	0:00	0	0.00	2	1.000	0	0	0	0/0
	Totals	21	1926:28	35	1.64	44	.557	9	11	1	7
	Opponents	21	1926:28	25	1.17	57	.695	11	9	1	6



##	Name	GP-GS	G	A	Pts	Sh	Sh%	SOG	SOG%	YC-RC	GW	PK-Att
23	Romero, Jeremy	19-10	4	0	8	33	.121	16	.485	2-0	2	0-0
5	Silva, Leonardo	18-16	2	3	7	32	.062	12	.375	5-0	0	1-1
10	Colunga, Jonathan	19-18	2	3	7	25	.080	10	.400	1-0	0	0-0
13	Mendoza, Andrew	17-3	3	0	6	13	.231	6	.462	2-1	2	1-1
19	Khorami, Suliman	16-14	0	6	6	16	.000	7	.438	2-0	0	0-0
6	Knibbs, Rory	17-13	2	0	4	25	.080	12	.480	0-0	0	0-0
3	Penner, Zach	8-7	2	0	4	5	.400	4	.800	4-0	0	0-0
17	Valdivinos, Carlos	19-13	1	1	3	12	.083	4	.333	3-0	0	0-0
4	O'Mahoney, Kyle	16-15	1	1	3	2	.500	1	.500	2-0	0	0-0
15	Dukes, Jeffrey	14-14	1	0	2	5	.200	3	.600	0-0	0	0-0
14	Stas, Ralph	9-0	1	0	2	3	.333	2	.667	1-0	0	0-0
8	Alcaraz, Alex	19-17	0	1	1	34	.000	10	.294	2-0	0	0-0
12	Sinclair, Darren	14-5	0	1	1	1	.000	0	.000	4-1	0	0-0
20	Partida, Jonathan	15-13	0	0	0	6	.000	2	.333	4-2	0	0-0
16	Buskey, Scott	11-11	0	0	0	4	.000	0	.000	3-0	0	0-0
11	Ayala, Uriel	16-9	0	0	0	4	.000	0	.000	0-0	0	0-0
28	Lomeli, Ronaldo	8-0	0	0	0	3	.000	0	.000	1-0	0	0-0
2	Farias, Angel	10-8	0	0	0	2	.000	0	.000	0-0	0	0-0
21	Marinez, Chris	7-1	0	0	0	1	.000	0	.000	0-0	0	0-0
7	Bastian, Joey	10-1	0	0	0	1	.000	0	.000	1-0	0	0-0
27	Pinto, Kyle	1-0	0	0	0	0	.000	0	.000	0-0	0	0-0
24	Akol, Tanner	2-1	0	0	0	0	.000	0	.000	0-0	0	0-0
18	Abraham, Dillon	6-1	0	0	0	0	.000	0	.000	0-0	0	0-0
1	Tucakovic, Nedin	19-19	0	0	0	0	.000	0	.000	1-0	0	0-0
	Totals	19	20	16	56	227	.088	90	.396	39-4	4	2-2
	Opponents	19	37	37	111	291	.127	130	.447	28-1	12	0-2

Name	GP-GS	Minutes	GA	Avg	Saves	Pct	W	L	T	Sho
1 Tucakovic, Nedin	19-19	1789:42	37	1.86	89	.706	4	13	2	2/0
Totals	19	1789:42	37	1.86	93	.715	4	13	2	2
Opponents	19	1789:42	20	1.01	70	.778	13	4	2	5



##	Name	GP-GS	G	A	Pts	Sh	Sh%	SOG	SOG%	YC-RC	GW	PK-Att
6	Knibbs, Rory	19-19	11	1	23	60	.183	30	.500	4-0	4	3-4
10	Colunga, Jonathan	18-18	4	4	12	47	.085	21	.447	2-0	0	1-1
8	Alcaraz, Alex	18-18	1	4	6	20	.050	12	.600	1-0	1	0-0
14	Penner, Zach	17-16	2	1	5	11	.182	7	.636	2-1	0	0-0
3	McLaughlin, Kyler	17-17	2	0	4	12	.167	3	.250	3-0	0	0-0
18	Partida, Jonathan	19-15	1	2	4	9	.111	5	.556	1-0	0	0-0
13	Parra, Victor	13-1	1	1	3	9	.111	2	.222	2-0	1	0-0
21	Vargas, Luis	16-0	1	0	2	12	.083	8	.667	2-0	0	0-0
9	Harte, Greg	6-1	1	0	2	11	.091	4	.364	1-0	0	0-0
7	Mendez, Eric	15-7	0	1	1	15	.000	3	.200	1-0	0	0-0
17	Valdivinos, Carlos	18-6	0	1	1	10	.000	4	.400	1-0	0	0-0
11	Ayala, Uriel	18-11	0	1	1	5	.000	0	.000	0-0	0	0-0
23	Wingate-Pearce, M.	18-15	0	1	1	3	.000	0	.000	3-0	0	0-0
28	Mendoza, Andrew	15-0	0	0	0	10	.000	5	.500	1-0	0	0-0
2	Saydee, Eddie	18-17	0	0	0	7	.000	4	.571	0-0	0	0-0
4	O'Mahoney, Kyle	18-17	0	0	0	6	.000	2	.333	2-0	0	0-0
16	Busky, Scott	14-0	0	0	0	1	.000	1	1.000	0-0	0	0-0
12	Sinclair, Darren	15-6	0	0	0	1	.000	0	.000	2-0	0	0-0
5	Maguire, Ciaran	8-6	0	0	0	1	.000	1	1.000	1-0	0	0-0
27	Abraham, Dillon	4-0	0	0	0	0	.000	0	.000	0-0	0	0-0
25	Petermann, Felix	9-7	0	0	0	0	.000	0	.000	0-0	0	0-0
24	Anastasi, Alex	2-0	0	0	0	0	.000	0	.000	0-0	0	0-0
22	Sun, Johnny	2-0	0	0	0	0	.000	0	.000	0-0	0	0-0
19	Gutierrez, Jonathan	4-0	0	0	0	0	.000	0	.000	0-0	0	0-0
1	Espinoza, Emmanuel	12-12	0	0	0	0	.000	0	.000	0-0	0	0-0
Totals		19	24	17	65	250	.096	112	.448	29-1	6	4-5
Opponent		19	27	24	78	254	.106	103	.406	30-2	11	1-1

Name	GP-GS	Minutes	GA	Avg	Saves	Pct	W	L	T	Sho	
25	Petermann, Felix	9-7	784:19	10	1.15	27	.730	2	5	2	2/0
1	Espinoza, Emmanuel	12-12	985:18	17	1.55	49	.742	4	6	0	1/0
Totals		19	1769:37	27	1.37	76	.738	6	11	2	3
Opponents		19	1769:37	24	1.22	88	.786	11	6	2	9



##	Name	GP-GS	Min	G	A	Pts	Sh	Shot%	SOG	SOG%	GW	PK-ATT
9	Harte, Greg	17-14	1238	9	1	19	45	.200	22	.489	3	0-0
6	Knibbs, Rory	18-18	1365	9	2	20	43	.209	25	.581	2	0-0
11	Ayala, Uriel	14-8	871	2	1	5	13	.154	6	.462	0	0-0
19	Mendez, Eric	15-6	533	2	2	6	20	.100	11	.550	0	0-0
10	Colunga, Jonathan	17-17	1481	1	8	10	23	.043	9	.391	0	0-0
20	Montano, Enrique	16-16	1415	1	2	4	24	.042	12	.500	0	0-0
22	Beauchamp, Frankie	18-18	1462	1	1	3	23	.043	8	.348	0	1-1
7	Want, Ruben	17-14	1126	1	3	5	21	.048	8	.381	0	0-0
17	Valdovinos, Carlos	16-4	652	1	0	2	16	.062	5	.312	0	0-0
2	O'Mahoney, Kyle	17-16	1472	1	0	2	7	.143	2	.286	1	0-0
16	Moya, Andy	14-3	554	0	0	0	3	.000	1	.333	0	0-0
13	Loveless, Jamison	11-2	348	0	0	0	2	.000	1	.500	0	0-0
12	Sinclair, Darren	10-4	511	0	0	0	5	.000	1	.200	0	0-0
8	Parra, Victor	10-4	395	0	0	0	10	.000	4	.400	0	0-0
4	Cowdrill, Ben	10-5	392	0	0	0	6	.000	1	.167	0	0-0
15	West, Dylan	15-12	1227	0	1	1	5	.000	2	.400	0	0-0
18	Croucher, Sam	7-1	229	0	0	0	2	.000	0	.000	0	0-0
5	Kelly, Andrew	14-12	1115	0	0	0	1	.000	0	.000	0	0-0
3	McLaughlin, Kyler	16-16	1393	0	0	0	1	.000	1	1.000	0	0-0
1	Petermann, Felix	14-2	1263	0	1	1	0	.000	0	.000	0	0-0
21	Anastasi, Alex	3-0	51	0	0	0	1	.000	0	.000	0	0-0
Totals		19	19,608	28	22	78	271	.103	119	.439	6	1-1
Opponents		19	-	31	27	89	223	.139	96	.430	11	3-3

2014

	GP-GS	Minutes	GA	Avg	Saves	Pct	W	L	T	SO	
1	Petermann, Felix	14-13	1263:02	22	1.57	51	.699	5	7	2	3/0
25	Espinoza, Emmanuel	6-6	514:41	9	1.57	12	.571	1	4	0	0/0
Totals		19	1777:43	31	1.57	64	.674	6	11	2	3
Opponent		19	1777:43	28	1.42	91	.765	11	6	2	7



	GP-GS	Min	G	A	Pts	Sh	Shot%	SOG	SOG%	GW	PK-ATT
6	Knibbs, Rory	20-19	1349	8	2	18	.174	29	.630	2	0-0
22	Beauchamp, Frankie	20-20	1396	3	6	12	.077	12	.308	1	3-3
10	Cowdrill, Ben	19-12	914	2	0	4	.077	12	.462	0	0-0
9	Mendez, Eric	19-6	746	1	0	2	.045	9	.409	1	0-0
21	Ruiz-Unger, Bryan	19-4	901	1	0	2	.077	5	.385	0	0-0
8	Croucher, Sam	12-7	661	1	0	2	.167	2	.333	0	1-1
19	Reiter, Ben	19-6	565	1	0	2	.250	2	.500	0	0-0
16	Portela, Colton	10-0	230	1	0	2	.250	4	1.000	0	0-0
13	Loveless, Jamison	18-14	1293	0	1	1	.000	3	.333	0	0-0
3	West, Dylan	15-13	1316	0	1	1	.000	1	.143	0	0-0
17	Ayala, Uriel	19-19	1583	0	1	1	.000	1	.500	0	0-0
20	Montano, Enrique	19-17	1539	0	0	0	.000	9	.300	0	0-0
5	O'Mahoney, Kyle	20-18	1718	0	0	0	.000	3	.273	0	0-0
14	Moya, Andy	19-18	1595	0	0	0	.000	3	.375	0	0-0
11	Ayala, Israel	17-16	1186	0	0	0	.000	3	.500	0	0-0
4	Kelly, Andy	17-16	1507	0	0	0	.000	3	.500	0	0-0
2	Thomas, Ryan	18-2	730	0	0	0	.000	2	.500	0	0-0
24	Anastasi, Alex	6-0	83	0	0	0	.000	0	.000	0	0-0
25	Walker, James	3-0	52	0	0	0	.000	1	1.000	0	0-0
18	Ruiz, Anthony	9-2	376	0	0	0	.000	0	.000	0	0-0
7	McLaughlin, Kyler	2-1	50	0	0	0	.000	0	.000	0	0-0
23	Espinoza, Emmanuel	16-15	1447	0	0	0	.000	0	.000	0	0-0
1	Petermann, Felix	7-6	480	0	0	0	.000	0	.000	0	0-0
Total	21	21767	18	11	47	248	.073	104	.419	4	4-4
Opponents	21	-	37	29	103	318	.116	135	.425	13	3-5

	GP-GS	Minutes	GA	Avg	Saves	Pct	W	L	T	SO	
23	Espinoza, Emmanuel	15-15	1410:40	22	1.40	69	.758	4	7	4	3/0
1	Petermann, Felix	7-6	570:23	15	2.37	28	.651	0	6	0	0/0
--	TEAM		0:00	0	0.00	1	1.000	0	0	0	0/0
Total	21	1981:03	37	1.68	98	.726	4	13	4	3	
Opponents	21	1981:03	18	0.82	86	.827	13	4	4	10	



##	Name	GP-GS	Min	G	A	Pts	Sh	Sh%	SOG	SOG%	YC-RC	GW	PK-Att
8	Sanchez, Steven	18-18	1331	9	3	21	54	.167	21	.389	3-0	3	0-0
15	Salceda, Jonathan	18-14	1099	7	6	20	30	.233	18	.600	2-0	0	0-0
10	Murphy, Dylan	18-8	1038	4	2	10	15	.267	8	.533	3-0	0	0-0
6	Foster, Garret	16-1	417	3	0	6	12	.250	6	.500	0-0	2	0-0
12	Barnes, Thomas	18-14	1043	1	4	6	18	.056	8	.444	3-0	1	0-0
5	Ochoa, Diego	15-12	1051	1	2	4	22	.045	9	.409	1-0	1	0-0
25	Beauchamp, Frankie	15-14	1125	0	4	4	6	.000	0	.000	6-0	0	0-0
20	Montano, Enrique	18-18	1528	1	1	3	19	.053	9	.474	3-0	1	0-0
17	McLaughlin, Kyler	11-4	536	1	1	3	2	.500	1	.500	1-0	0	0-0
24	Mendez, Eric	5-3	193	1	0	2	4	.250	4	1.000	2-0	0	0-0
7	Romero, Christian	14-13	1128	0	1	1	2	.000	0	.000	2-1	0	0-0
9	Murillo, Mauricio	17-17	1393	0	0	0	6	.000	0	.000	1-0	0	0-0
14	Pipe, Jasper	14-2	311	0	0	0	3	.000	2	.667	2-0	0	0-0
11	Ayala, Israel	12-4	555	0	0	0	3	.000	0	.000	0-0	0	0-0
19	Velazquez, Edwin	13-10	902	0	0	0	2	.000	1	.500	1-0	0	0-0
18	Rana, Ajaya	4-0	53	0	0	0	2	.000	0	.000	0-0	0	0-0
13	Loveless, Jamison	7-0	61	0	0	0	1	.000	0	.000	0-0	0	0-0
4	Murphy, Nick	18-18	1641	0	0	0	1	.000	0	.000	0-0	0	0-0
2	Thomas, Ryan	13-10	952	0	0	0	1	.000	1	1.000	1-0	0	0-0
28	Schwinn, Michael	13-13	1189	0	0	0	0	.000	0	.000	1-0	0	0-0
22	Martin, Ricky	2-0	19	0	0	0	0	.000	0	.000	0-0	0	0-0
	Total	18	18,017	28	24	80	203	.138	88	.433	35-2	8	0-0
	Opponents	18	-	32	27	91	287	.111	118	.411	25-2	9	3-3

##	Name	GP-GS	Minutes	GA	Avg	Saves	Pct	W	L	T	Sho	SF
23	Espinoza, Emmanuel	5-5	451:39	6	1.20	26	.812	3	2	0	2.0	85
28	Schwinn, Michael	13-13	1189:16	26	1.97	58	.690	5	7	1	2.0	197
--	TEAM		0:00	0	0.00	2	1.000	0	0	0	0.0	0
	Total	18	1640:55	32	1.76	86	.729	8	9	1	4	282
	Opponents	18	1640:55	28	1.54	60	.682	9	8	1	4	203



2011

##	Name	GP-GS	Min	G	A	Pts	Sh	Sh%	SOG	SOG%	YC-RC	GW	PK-Att
8	Sanchez, Steven	20-19	1407	7	5	19	45	.156	26	.578	1-0	6	0-0
20	Cashmere, Nick	20-19	1569	7	3	17	59	.119	29	.492	4-0	0	0-0
5	Ochoa, Diego	16-14	1146	3	3	9	27	.111	13	.481	0-0	0	3-3
10	Murphy, Dylan	20-19	1435	3	1	7	37	.081	15	.405	1-0	1	0-0
27	Casteneda, Roberto	19-18	1663	1	5	7	22	.045	6	.273	2-0	1	0-0
14	Hertler, Craig	20-7	911	2	2	6	21	.095	13	.619	1-0	0	0-0
32	La Spina, Allen	14-10	845	2	2	6	13	.154	8	.615	2-0	1	0-0
4	Addiego, Dan	18-18	1618	0	3	3	10	.000	5	.500	1-1	0	0-0
9	Murrillo, Maurico	19-14	1331	1	0	2	18	.056	7	.389	0-0	0	0-0
15	Salceda, Jonathan	16-3	616	0	1	1	12	.000	2	.167	2-0	0	0-0
2	Thomas, Ryan	8-2	270	0	1	1	0	.000	0	.000	0-0	0	0-0
6	Cortez, Jose	18-15	1298	0	0	0	10	.000	2	.200	4-0	0	0-0
17	Brinner, Omri	16-3	419	0	0	0	7	.000	1	.143	0-1	0	0-0
22	Martin, Ricky	7-6	597	0	0	0	3	.000	0	.000	2-0	0	0-0
16	Vogt, Austin	13-0	180	0	0	0	2	.000	1	.500	0-0	0	0-0
13	Loveless, Jamison	7-1	227	0	0	0	2	.000	1	.500	0-0	0	0-0
12	Cooper, Jordan	11-0	235	0	0	0	2	.000	1	.500	0-0	0	0-0
7	Romero, Christian	15-10	909	0	0	0	2	.000	1	.500	0-0	0	0-0
3	Murphy, Nick	19-19	1738	0	0	0	2	.000	0	.000	1-0	0	0-0
19	Velazquez, Edwin	8-3	345	0	0	0	0	.000	0	.000	2-0	0	0-0
11	Cabiles, David	2-0	52	0	0	0	0	.000	0	.000	0-0	0	0-0
1	Lester, Jonathan	19-19	1784	0	0	0	0	.000	0	.000	2-1	0	0-0
	Total	20	20,697	27	26	80	294	.092	132	.449	28-3	9	3-3
	Opponents	20	-	26	21	73	293	.089	137	.468	24-2	8	3-4

##	Name	GP-GS	Minutes	GA	Avg	Saves	Pct	W	L	T	Sho
0	Highton, Doug	2-1	101:49	1	0.88	3	.750	0	1	0	0/0
1	Lester, Jonathan	19-19	1784:37	25	1.26	105	.808	9	7	3	3/0
--	TEAM	0-0	0:00	0	0.00	3	1.000	0	0	0	0/0
	Total	20	1886:26	26	1.24	111	.810	9	8	3	3
	Opponents	20	1886:26	27	1.29	105	.795	8	9	3	8



##	Name	GP-GS	Min	G	A	Pts	Sh	Sh%	SOG	SOG%	YC-RC	GW	PK-Att
18	Boemecke, Josh	19-19	1400	9	0	18	56	.161	25	.446	1-0	3	0-0
13	Cukar, Nick	19-19	1114	2	4	8	27	.074	10	.370	0-0	1	0-0
22	Martin, Ricky	18-17	1505	2	1	5	4	.500	3	.750	4-0	1	0-0
12	Cordova, Stephen	16-2	437	2	0	4	13	.154	5	.385	1-0	1	0-0
27	Casteneda, Roberto	18-16	1543	1	2	4	35	.029	15	.429	3-0	0	0-0
20	Cashmere, Nick	18-4	830	1	1	3	26	.038	7	.269	6-0	0	0-0
16	Yniguez, Oscar	13-11	697	1	0	2	17	.059	6	.353	1-0	0	0-0
4	Addiego, Dan	19-18	1653	1	0	2	12	.083	3	.250	2-0	0	0-0
8	Sanchez, Steven	13-0	318	1	0	2	6	.167	3	.500	2-0	1	0-0
10	Murphy, Dylan	16-6	631	0	2	2	19	.000	3	.158	2-0	0	0-0
32	La Spina, Allen	13-12	1049	0	2	2	6	.000	3	.500	0-0	0	0-0
6	Hodgson, Sam	19-18	1565	0	1	1	16	.000	3	.188	3-0	0	0-0
21	Dorrego, Ricky	18-9	684	0	1	1	14	.000	4	.286	3-0	0	0-0
11	Castro, Justin	15-4	427	0	1	1	8	.000	2	.250	0-0	0	0-0
7	Romero, Christian	10-3	318	0	1	1	3	.000	1	.333	1-0	0	0-0
17	Brinner, Omri	13-4	423	0	0	0	11	.000	3	.273	1-0	0	0-0
14	Wimsatt, Richard	16-1	536	0	0	0	7	.000	3	.429	1-0	0	0-0
19	Cortez, Jose	9-7	609	0	0	0	6	.000	1	.167	1-0	0	0-0
2	O'Connor, Joe	6-0	201	0	0	0	4	.000	3	.750	1-1	0	0-0
9	Murillo, Mauricio	3-1	56	0	0	0	1	.000	1	1.000	0-0	0	0-0
3	Murphy, Nick	19-19	1725	0	0	0	0	.000	0	.000	2-0	0	0-0
1	Lester, Jonathan	15-15	1375	0	0	0	0	.000	0	.000	1-0	0	0-0
	Total	19	19,462	20	16	56	291	.069	104	.357	38-1	7	0-0
	Opponents	19	-	21	19	61	246	.085	112	.455	34-1	9	2-3

##	Name	GP-GS	Minutes	GA	Avg	Saves	Pct	W	L	T	Sho
0	Highton, Doug	1-0	21:54	0	0.00	0	.000	0	0	0	0/0
1	Lester, Jonathan	15-15	1419:28	16	1.01	72	.818	5	7	3	5/0
23	Martinez, Rene	4-4	343:04	5	1.31	14	.737	2	1	0	0/0
--	TEAM	0-0	0:00	0	0.00	5	1.000	0	0	0	1/0
	Total	19	1784:26	21	1.06	91	.812	7	8	3	6
	Opponents	19	1784:26	20	1.01	84	.808	8	7	3	8



2009

##	Name	GP-GS	Min	G	A	Pts	Sh	Sh%	SOG	SOG%	YC-RC	GW	PK-Att
13	Nick Cukar	20-20	1358	8	1	17	47	.170	20	.426	1-0	1	0-0
18	Josh Boemecke	19-19	1637	4	5	13	25	.160	12	.480	1-1	1	0-0
11	Justin Castro	20-15	918	5	2	12	29	.172	13	.448	0-0	2	0-0
21	Ricky Dorrego	20-19	1073	2	6	10	29	.069	8	.276	2-0	1	0-0
6	Oscar Yniguez	19-5	830	4	0	8	25	.160	8	.320	1-0	1	1-1
7	Colby Moore	20-20	1238	1	5	7	27	.037	11	.407	4-0	1	0-0
5	Oscar Monjaras	18-18	1575	3	0	6	5	.600	3	.600	5-1	1	3-3
15	Robert Jackson	17-0	476	2	0	4	20	.100	7	.350	4-0	0	0-0
4	Dan Addiego	19-19	1663	1	1	3	7	.143	3	.429	1-0	1	0-0
10	Christian Romero	9-2	331	0	2	2	2	.000	0	.000	1-0	0	0-0
17	Omri Brinner	7-1	227	0	1	1	2	.000	0	.000	1-0	0	0-0
8	Steven Sanchez	19-1	674	0	0	0	14	.000	5	.357	2-0	0	0-0
20	Dylan Murphy	19-0	506	0	0	0	13	.000	6	.462	0-0	0	0-0
9	Mauricio Murillo	19-18	1466	0	0	0	10	.000	3	.300	1-0	0	0-0
2	Brian McGuire	15-14	1304	0	0	0	5	.000	1	.200	2-1	0	0-0
24	Nick Carrara	11-5	635	0	0	0	2	.000	1	.500	4-1	0	0-0
14	Eric Angell	11-3	338	0	0	0	1	.000	0	.000	1-1	0	0-0
3	Nick Murphy	20-20	1818	0	0	0	1	.000	1	1.000	0-0	0	0-0
19	Nik Allen	2-1	50	0	0	0	0	.000	0	.000	0-0	0	0-0
16	George Fahmy	2-0	13	0	0	0	0	.000	0	.000	0-0	0	0-0
0	Jonathan Lester	18-18	1548	0	0	0	0	.000	0	.000	0-1	0	0-0
	Total	20	19903	30	23	83	264	.114	102	.386	33-6	9	4-4
	Opponents	20	-	25	24	74	232	.108	86	.371	29-1	10	2-2

##	Name	GP-GS	Minutes	GA	Avg	Saves	Pct	W	L	T	Sho	SF
0	Jonathan Lester	18-18	1639:08	20	1.10	48	.706	9	7	1	7/0	195
1	Tyler Newman	3-2	225:00	5	2.00	12	.706	0	3	0	0/0	34
--	TEAM	0-0	0:00	0	0.00	1	1.000	0	0	0	0/0	0
	Total	20	1864:08	25	1.21	61	.709	9	10	1	7	229
	Opponents	20	1864:08	30	1.45	72	.706	10	9	1	5	247



##	Name	GP-GS	Min	G	A	Pts	Sh	Sh%	SOG	SOG%	YC-RC	GW	PK-Att
13	Cukar, Nick	18-18	1297	9	0	18	50	.180	24	.480	1-0	7	0-0
20	Burgos, Jr., Efrain	13-11	999	5	3	13	77	.065	30	.390	1-1	1	0-0
21	Dorrego, Ricky	17-16	1094	4	4	12	26	.154	10	.385	0-0	0	0-0
10	Akiyama, Hiroki	17-16	1491	3	6	12	32	.094	16	.500	1-0	1	0-0
7	Moore, Colby	17-17	1162	1	8	10	32	.031	12	.375	4-1	0	0-0
12	Cordova, Stephen	16-2	565	1	1	3	32	.031	8	.250	2-1	0	0-0
16	Yniguez, Oscar	12-6	552	1	1	3	12	.083	2	.167	0-0	0	0-0
6	Brand, Ed	17-17	1617	1	0	2	4	.250	1	.250	2-1	0	1-1
4	Wenyon, Gavin	17-17	1619	1	0	2	4	.250	2	.500	0-0	0	0-0
26	Cutler, Sky	4-0	73	1	0	2	1	1.000	1	1.000	0-0	0	0-0
14	Shore, Sam	15-15	1452	0	2	2	7	.000	0	.000	3-0	0	0-0
2	McGuire, Brian	17-4	875	0	2	2	6	.000	2	.333	2-0	0	0-0
18	Boemecke, Josh	16-16	1416	0	1	1	12	.000	4	.333	5-0	0	0-0
19	Kaar, Boyah	12-7	715	0	1	1	3	.000	1	.333	0-0	0	0-0
8	Addiego, Dan	7-4	432	0	1	1	2	.000	1	.500	0-0	0	0-0
5	Monjaras, Oscar	11-11	923	0	1	1	1	.000	0	.000	2-0	0	0-0
15	Jackson, Robert	16-1	551	0	0	0	12	.000	2	.167	6-0	0	0-0
9	Young, Brent	9-1	129	0	0	0	5	.000	2	.400	0-0	0	0-0
11	Castro, Justin	5-0	107	0	0	0	1	.000	0	.000	0-0	0	0-0
28	Sweeney, Lewis	15-14	1370	0	0	0	0	.000	0	.000	0-0	0	0-0
17	Vossoughi, Aria	1-0	5	0	0	0	0	.000	0	.000	0-0	0	0-0
3	Madu, Kachiside	4-1	165	0	0	0	0	.000	0	.000	0-0	0	0-0
1	Mann, Richard	5-4	357	0	0	0	0	.000	0	.000	0-0	0	0-0
Total		18	18,966	27	31	85	319	.085	118	.370	30-4	9	1-1
Opponents		18	-	19	21	59	278	.068	99	.356	31-4	5	0-0

##	Name	GP-GS	Minutes	GA	Avg	Saves	Pct	W	L	T	Sho	SF
1	Mann, Richard	5-4	356:39	3	0.76	22	.880	3	0	1	2/0	63
28	Sweeney, Lewis	15-14	1370:13	16	1.05	58	.784	6	5	3	4/0	215
Total		18	1726:52	19	0.99	80	.808	9	5	4	6	278
Opponents		18	1726:52	27	1.41	91	.771	5	9	4	3	317



##	Name	GP-GS	Min	G	A	Pts	Sh	Sh%	SOG	SOG%	YC-RC	GW	PK-Att
9	Ibarra, Ismael	19-17	1156	9	3	21	59	.153	26	.441	5-0	1	0-0
13	Cukar, Nick	19-19	1303	6	2	14	34	.176	17	.500	0-0	3	0-0
16	Gonzalez, Julio	17-8	681	6	1	13	23	.261	9	.391	5-0	1	0-0
20	Burgos, Efrain	18-15	1392	5	1	11	63	.079	21	.333	6-0	3	0-0
7	Moore, Colby	15-2	646	5	1	11	18	.278	11	.611	4-0	0	0-0
21	Dorrego, Ricky	19-18	1392	0	5	5	16	.000	11	.688	1-0	0	0-0
6	Brand, Ed	16-15	1385	2	0	4	6	.333	5	.833	3-1	1	2-2
18	Carrizo, Savio	18-12	787	1	2	4	16	.062	8	.500	2-0	0	0-0
14	Murillo-Jimenez, Ed	19-0	521	1	1	3	13	.077	8	.615	1-0	0	0-0
3	Shore, Sam	18-18	1574	1	1	3	6	.167	2	.333	1-0	0	0-0
4	Wenyon, Gavin	19-19	1630	0	3	3	4	.000	1	.250	0-0	0	0-0
10	Akiyama, Hiroki	19-19	1678	1	0	2	12	.083	4	.333	0-0	1	0-0
19	Samy, Yousef	6-0	188	0	0	0	3	.000	1	.333	0-0	0	0-0
2	McGuire, Brian	19-9	1066	0	0	0	2	.000	0	.000	0-0	0	0-0
27	Alcala, Osvaldo	10-5	527	0	0	0	1	.000	0	.000	0-0	0	0-0
8	Morrison, Jacob	11-1	143	0	0	0	1	.000	0	.000	0-0	0	0-0
5	Monjaras, Oscar	15-13	1233	0	0	0	1	.000	1	1.000	4-0	0	0-0
1	Mann, Richard	9-9	825	0	0	0	0	.000	0	.000	1-0	0	0-0
	Total	19	19,039	37	20	94	278	.133	125	.450	36-1	10	2-2
	Opponents	19	-	32	29	93	300	.107	119	.397	38-3	9	2-3

##	Name	GP-GS	Minutes	GA	Avg	Saves	Pct	W	L	T	Sho	SF
28	Sweeney, Lewis	10-10	912:14	14	1.38	50	.781	6	4	0	3.0	140
1	Mann, Richard	9-9	824:21	18	1.97	33	.647	4	5	0	2.0	155
--	TEAM		0:00	0	0.00	4	1.000	0	0	0	0.0	0
	Total	19	1736:35	32	1.66	87	.731	10	9	0	5	295
	Opponents	19	1736:35	37	1.92	88	.704	9	9	0	1	274



Name	GP-GS	G	A	Pts	Sh	Sh%	SOG	SOG%	YC-RC	GW	PK-Att
Moore, Colby	17-9	4	0	8	18	.222	8	.444	0-0	2	0-0
Akiyama, Hiroki	18-18	3	2	8	40	.075	15	.375	0-0	2	0-0
Brand, Ed	16-16	2	2	6	6	.333	3	.500	0-0	1	0-0
Gonzalez, Julio	16-4	1	2	4	0	.000	16	.000	0-0	0	0-0
Wenyon, Gavin	18-18	1	2	4	7	.143		.571	0-0	1	0-0
Azevedo, Keven	4-1	1	0	2	2	.500	1	.500	0-0	0	0-0
Bent, El Shaddai	11-1	1	0	2	5	.200	2	.400	0-0	1	0-0
Morrison, Jacob	14-5	1	0	2	5	.200	2	.400	0-0	0	0-0
Carrizo, Savio	6-0	0	1	1	3	.000	1	.333	0-0	0	0-0
Perez, Daniel	17-17	0	1	1	14	.000	5	.357	0-0	0	0-0
Soto, Diego	15-15	0	1	1	27	.000	6	.222	0-0	0	0-0
Cross, Eric	6-4	0	0	0	1	.000	1	1.000	0-0	0	0-0
Fadlalla, Guilherme	3-0	0	0	0	2	.000	1	.500	0-0	0	0-0
Flowers, Nathan	6-2	0	0	0	1	.000	0	.000	0-0	0	0-0
McGuire, Brian	17-14	0	0	0	4	.000	4	1.000	0-0	0	0-0
Murillo-Jimenez, Ed	16-7	0	0	0	18	.000	6	.333	0-0	0	0-0
Samy, Yousef	14-6	0	0	0	15	.000	4	.267	0-0	0	0-0
Scheufler, Patrick	18-16	0	0	0	19	.000	2	.105	0-0	0	0-0
Shore, Sam	11-11	0	0	0	3	.000	0	.000	0-0	0	0-0
Totals	18	15	11	41	206	.073	71	.345	29-7	7	2-2
Opponents	18	6	22	74	259	.100	102	.394	0-0	10	1-1

Name	GP-GS	Minutes	GA	Avg	Saves	Pct	W	L	T	Sho
Mann, Richard	18-18	1580:59	23	1.31	72	.758	7	9	1	5.0
Baptista, Rodrigo	2-0	71:39	3	3.77	4	.571	0	1	0	0.0
Totals	18	1652:38	26	1.42	76	.745	7	10	1	5
Opponents	18	1652:38	15	0.82	56	.789	10	7	1	9



Name	GP-GS	G	A	Pts	Sh	Sh%	SOG	SOG%	YC-RC	GW	PK-Att
Diaz, Nelson	18-18	10	2	22	76	.132	30	.395	3-1	5	0-0
Ibarra, Ismael	15-12	5	5	15	50	.100	24	.480	5-0	4	0-1
Gonzalez, Johnny	19-14	5	4	14	49	.102	15	.306	1-0	0	0-1
Oka, Dan	19-19	3	7	13	29	.103	10	.345	1-0	0	1-1
Wenyon, Gavin	18-18	0	9	9	7	.000	1	.143	0-0	0	0-0
Pender, Dylan	19-19	2	1	5	8	.250	4	.500	1-0	0	0-0
Perez, Daniel	18-15	2	1	5	17	.118	4	.235	2-0	0	0-0
Sorto, Marvin	15-9	1	3	5	17	.059	3	.176	1-1	1	0-0
Akiyama, Hiroki	12-7	1	1	3	16	.062	6	.375	0-0	0	0-0
Brand, Ed	19-19	1	1	3	5	.200	3	.600	4-0	1	1-1
Carrizo, Savio	6-1	1	0	2	5	.200	2	.400	0-0	0	0-0
Fadlalla, Guilherme	6-0	0	1	1	2	.000	1	.500	0-0	0	0-0
Bueno, Ernesto	4-0	0	0	0	0	.000	0	.000	1-0	0	0-0
Domingo, Darren	17-16	0	0	0	18	.000	3	.167	5-0	0	0-0
Douglas, Brent	6-6	0	0	0	0	.000	0	.000	0-0	0	0-0
Flores, Jose	8-1	0	0	0	6	.000	2	.333	1-0	0	0-0
Gleave, Chad	7-1	0	0	0	2	.000	0	.000	1-1	0	0-0
Mann, Richard	16-16	0	0	0	0	.000	0	.000	0-0	0	0-0
Perego, Aaron	3-0	0	0	0	1	.000	0	.000	0-0	0	0-0
Saunders, Ben	12-3	0	0	0	3	.000	0	.000	0-0	0	0-0
Scheuffer, Patrick	7-0	0	0	0	3	.000	0	.000	2-0	0	0-0
Soto, Diego	18-18	0	0	0	14	.000	5	.357	5-1	0	0-0
Totals	19	31	35	97	328	.095	113	.345	33-4	11	2-4
Opponents	19	26	24	76	76	.342	100	1.316	38-2	5	4-4

Name	GP-GS	Minutes	GA	Avg	Saves	Pct	W	L	T	Sho
Mann, Richard	16-16	1437:08	18	1.13	58	.763	10	3	3	4.0
Douglas, Brent	6-3	367:43	8	1.96	13	.619	1	2	0	1.0
Totals	19	1804:51	26	1.30	74	.740	11	5	3	5
Opponents	19	1804:51	31	1.55	82	.726	5	11	3	2



Name	GP-GS	G	A	Pts	Sh	Sh%	SOG	SOG%	YC-RC	GW	PK-Att
McKinney, Tim	19-15	6	4	16	28	.214	16	.571	4-0	1	0-0
Gonzalez, Johnny	17-16	4	4	12	46	.087	23	.500	2-1	0	0-0
Mata, Frank	17-17	3	2	8	33	.091	13	.394	0-0	1	0-0
Sorto, Marvin	19-18	0	7	7	15	.000	3	.200	4-0	0	0-0
Poggio, Randy	11-5	1	3	5	11	.091	3	.273	2-0	0	0-0
Perego, Aaron	15-3	1	2	4	11	.091	3	.273	0-0	0	0-0
Halvorsen, Richard	19-19	1	1	3	10	.100	3	.300	2-0	0	0-0
Pender, Dylan	18-14	1	1	3	7	.143	3	.429	2-0	1	0-0
Diaz, Nelson	15-1	1	0	2	15	.067	4	.267	1-0	1	0-0
Flores, Jose	18-3	1	0	2	11	.091	6	.545	0-0	0	0-0
Gleave, Chad	7-0	1	0	2	2	.500	1	.500	0-0	0	0-0
Juarez, Jose	9-1	1	0	2	3	.333	2	.667	0-0	1	0-0
Mackey, Chris	19-19	0	2	2	10	.000	5	.500	3-0	0	0-0
Saunders, Ben	14-9	1	0	2	3	.333	1	.333	1-0	0	0-0
Scheuffer, Patrick	15-9	1	0	2	13	.077	3	.231	1-0	0	0-0
Mora, Heber	18-12	0	1	1	9	.000	2	.222	1-1	0	0-0
Rodriguez, Eric	18-11	0	1	1	6	.000	3	.500	1-0	0	0-0
Edden, Cory	2-2	0	0	0	0	.000	0	.000	3-0	0	0-0
Perez, Daniel	17-12	0	0	0	7	.000	4	.571	4-0	0	0-0
Sandwina, Lee	6-4	0	0	0	2	.000	1	.500	1-0	0	0-0
Totals	19	23	28	74	242	.095	99	.409	34-3	5	0-0
Opponent	19	37	33	107	280	.132	138	.493	35-0	13	0-0

Name	GP-GS	Minutes	GA	Avg	Saves	Pct	W	L	T	Sho
Benton, Dan	18-18	1638:09	31	1.70	91	.746	5	12	1	2.0
Brent, Douglas	2-1	138:03	6	3.91	4	.400	0	1	0	0.0
TEAM	0-0	0:00	0	0.00	6	1.000	0	0	0	0.0
Totals	19	1776:12	37	1.87	101	.732	5	13	1	2
Opponents	19	1776:12	23	1.17	76	.768	13	5	1	8



2003-04 SJSU SPARTANS
MEN'S SOCCER

WAYNE SALVATORE
PHOTOGRAPHY

Name	GP-GS	G	A	Pts	Sh	Sh%	SOG	SOG%	YC-RC	GW	PK-Att
Poggio, Randy	20-20	14	4	32	63	.222	34	.540	2-1	3	2-2
Gonzalez, Johnny	20-19	9	3	21	37	.243	21	.568	1-1	5	1-1
McKinney, Tim	19-3	3	8	14	28	.107	15	.536	0-0	0	0-0
Flores, Jose	20-20	4	2	10	49	.082	19	.388	0-0	1	0-0
Rodriguez, Eric	16-0	3	0	6	9	.333	3	.333	0-0	0	0-0
Mackey, Chris	21-21	2	1	5	6	.333	4	.667	1-0	1	1-1
Mata, Frank	17-16	1	3	5	32	.031	13	.406	0-0	1	0-0
Sanfilippo, Frank	16-16	1	3	5	13	.077	5	.385	0-1	0	0-0
Juarez, Jose	14-2	1	3	5	7	.143	3	.429	2-0	0	0-0
Pender, Dylan	21-21	1	1	3	5	.200	3	.600	2-0	0	0-0
Rodriguez, Artin	18-16	0	3	3	2	.000	0	.000	4-0	0	0-0
Flores, Andres	9-3	1	0	2	5	.200	4	.800	0-0	1	0-0
Rundle, Ryan	14-2	1	0	2	11	.091	3	.273	1-0	0	0-0
Perego, Aaron	19-10	0	2	2	13	.000	5	.385	5-0	0	0-0
Martinez, Francisco	6-3	0	2	2	0	.000	0	.000	1-0	0	0-0
Perez, Daniel	15-7	0	1	1	9	.000	0	.000	5-0	0	0-0
Sandwina, Lee	18-16	0	1	1	5	.000	2	.400	2-0	0	0-0
Wright, Brian	6-0	0	1	1	1	.000	0	.000	0-0	0	0-0
Halvorsen, Richard	15-15	0	1	1	2	.000	0	.000	0-0	0	0-0
Gleave, Chad	5-0	0	0	0	0	.000	0	.000	1-0	0	0-0
Scheufler, Patrick	2-0	0	0	0	1	.000	1	1.000	0-0	0	0-0
Dominguez, Eddie	9-8	0	0	0	0	.000	0	.000	1-0	0	0-0
Totals	21	41	38	120	298	.138	135	.453	27-3	12	4-4
Opponents	21	28	24	80	269	.104	122	.454	35-7	7	2-2

Name	GP-GS	Minutes	GA	Avg	Saves	Pct	W	L	T	Sho
Tratten, Tyler	21-11	1015:28	17	1.51	64	.790	6	5	0	2.0
Dominguez, Eddie	9-8	787:40	10	1.14	20	.667	5	2	1	3.0
Benton, Dan	2-2	155:00	1	0.58	10	.900	1	0	1	0.0
Totals	21	1958:08	28	1.29	94	.770	12	7	2	5



Name	GP-GS	G	A	Pts	Sh	Sh%	SOG	SOG%	YC-RC	GW	PK-Att
Chang, Tony	19-15	5	3	13	24	.208	13	.542	1-0	2	1-2
Poggio, Randy	21-13	5	2	12	25	.200	13	.520	1-1	1	0-0
Gonzalez, Johnny	15-8	5	1	11	30	.167	16	.533	1-0	2	0-0
Mata, Frank	20-17	2	4	8	33	.061	13	.394	0-0	0	0-0
Budnyy, Andiry	19-10	3	0	6	26	.115	11	.423	2-0	2	0-0
Martinez, Francisco	20-15	1	3	5	25	.040	12	.480	3-0	0	0-0
Sanfilippo, Frank	21-19	2	1	5	21	.095	6	.286	2-0	1	0-0
Villegas, Fausto	17-2	1	3	5	11	.091	4	.364	0-0	1	0-0
Gaines, Khota	20-15	1	1	3	18	.056	5	.278	1-0	0	0-0
Halvorsen, Richard	19-18	1	1	3	14	.071	2	.143	4-1	0	0-0
Domingo, Darrin	20-14	1	0	2	18	.056	3	.167	6-0	0	1-1
Harris, Trevor	15-5	1	0	2	13	.077	4	.308	3-0	1	0-0
Masaniai, Rawlston	20-19	0	1	1	7	.000	5	.714	0-0	0	0-0
Martinez, Fernando	14-1	0	0	0	4	.000	3	.750	1-0	0	0-0
Dominguez, Eddie	14-10	0	0	0	0	.000	0	.000	1-0	0	0-0
Doran, Jonathan	4-0	0	0	0	0	.000	0	.000	0-0	0	0-0
Frazier, Kyle	18-10	0	0	0	2	.000	1	.500	1-0	0	0-0
Patrick, Michael	5-0	0	0	0	0	.000	0	.000	0-0	0	0-0
Rodriguez, Eric	14-0	0	0	0	4	.000	2	.500	1-0	0	0-0
Scheufler, Patrick	10-0	0	0	0	5	.000	2	.400	1-0	0	0-0
Garcia, Jose	2-0	0	0	0	0	.000	0	.000	0-0	0	0-0
Totals	21	30	20	80	290	.103	123	.424	30-2	11	2-3
Opponents	21	29	19	77	250	.116	112	.448	33-1	9	0-1

Name	GP-GS	Minutes	GA	Avg	Saves	Pct	W	L	T	Sho
Dominguez, Eddie	12-10	1071:24	17	1.43	39	.696	4	7	0	1.0
Lawrence, Michael	7-6	655:05	9	1.24	26	.743	5	1	1	2.0
Benton, Dan	3-3	291:47	3	0.93	13	.812	2	1	0	2.0
TEAM	0-0	0:00	0	0.00	4	1.000	0	0	0	0.0
Totals	21	2018:16	29	1.29	82	.739	11	9	1	6
Opponents	21	2018:16	30	1.34	93	.756	9	11	1	3



Name	GP-GS	G	A	Pts	Sh	Sh%	SOG	SOG%	YC-RC	GW	PK-Att
Lyssand, Lars	19-19	13	10	36	59	.220	25	.424	5-1	3	1-1
Mata, Frank	20-15	6	4	16	33	.182	17	.515	1-0	0	0-0
Castillo, Daniel	20-4	4	2	10	18	.222	8	.444	1-0	1	0-0
Juhlin, Sven	18-16	3	2	8	20	.150	11	.550	2-0	1	0-0
Sanfilippo, Frank	20-20	1	4	6	31	.032	18	.581	1-0	1	0-0
Halvorsen, Richard	17-16	2	1	5	8	.250	5	.625	6-1	2	0-0
Villegas, Fausto	18-13	2	0	4	13	.154	6	.462	1-0	0	1-1
Guerra, Gonzalo	16-15	1	1	3	16	.062	8	.500	2-0	0	0-0
Patrick, Michael	15-5	1	1	3	12	.083	3	.250	0-0	0	0-0
Pender, Dylan	15-8	1	1	3	7	.143	3	.429	0-0	1	0-0
Chang, Tony	20-20	1	0	2	23	.043	11	.478	3-0	0	0-0
Masaniai, Rawlston	17-16	1	0	2	2	.500	2	1.000	1-0	0	0-0
Bukowski, Nick	16-12	0	1	1	9	.000	0	.000	1-0	0	0-0
Rodriguez, Artin	18-9	0	1	1	6	.000	2	.333	0-0	0	0-0
Gibson, Thomas	9-7	0	1	1	7	.000	3	.429	1-0	0	0-0
Martinez, Fernando	11-1	0	1	1	8	.000	2	.250	0-0	0	0-0
Martinez, Francisco	17-4	0	0	0	14	.000	5	.357	2-0	0	0-0
Matteola, Vinney	17-0	0	0	0	2	.000	0	.000	1-0	0	0-0
Rodriguez, Eric	9-0	0	0	0	3	.000	1	.333	1-0	0	0-0
Calderon, Alvaro	4-0	0	0	0	1	.000	0	.000	0-0	0	0-0
Totals	20	36	30	102	292	.123	130	.445	31-2	9	2-2
Opponents	20	28	27	83	211	.133	88	.417	18-1	6	2-3

Name	GP-GS	Minutes	GA	Avg	Saves	Pct	W	L	T	Sho
Benton, Dan	12-9	1075:33	13	1.09	36	.735	2	3	4	3.0
Vega, Gilbert	7-5	509:15	12	2.12	16	.571	2	3	0	1.0
Dominguez, Eddie	7-6	336:18	3	0.80	7	.700	2	1	0	1.0
TEAM	0-0	0:00	0	0.00	2	1.000	0	0	0	0.0
Totals	20	1921:06	28	1.31	61	.685	9	7	4	7
Opponents	20	1921:06	36	1.69	94	.723	7	9	4	3



Name	GP-GS	G	A	Pts	Sh	Sh%	SOG	SOG%	YC-RC	GW	PK-Att
Martinez, Jorge	22-22	17	11	45	66	.258	45	.682	2-0	7	0-1
Bardales, Isaias	22-22	11	3	25	86	.128	43	.500	1-0	2	0-0
Lyssand, Lars	21-20	5	9	19	78	.064	30	.385	5-0	1	0-0
Sanfilippo, Frank	22-22	4	6	14	34	.118	12	.353	1-0	2	0-0
Suarez, Ryan	22-22	5	3	13	20	.250	14	.700	3-0	2	0-0
Fife, Dan	21-21	4	1	9	19	.211	10	.526	2-0	3	2-2
Williams, Gareth	22-22	1	4	6	21	.048	9	.429	1-0	1	0-0
Chang, Tony	22-22	1	3	5	15	.067	6	.400	0-0	1	0-0
Gutierrez, Cesar	18-2	1	3	5	7	.143	1	.143	1-0	0	0-0
Villegas, Fausto	21-21	2	1	5	17	.118	5	.294	4-0	1	0-0
Gibson, Thomas	15-0	2	0	4	12	.167	4	.333	1-0	0	0-0
Hernandez, Carter	11-1	1	0	2	3	.333	2	.667	0-0	0	0-0
Guerra, Gonzalo	22-22	0	1	1	18	.000	6	.333	0-0	0	0-0
Martinez, Francisco	12-0	0	1	1	3	.000	1	.333	1-0	0	0-0
Barkley, Peter	6-0	0	0	0	3	.000	1	.333	0-0	0	0-0
Calderon, Alvaro	10-1	0	0	0	2	.000	0	.000	0-0	0	0-0
Castillo, Daniel	11-0	0	0	0	6	.000	3	.500	0-0	0	0-0
Flannery, Owen	4-0	0	0	0	2	.000	0	.000	0-0	0	0-0
Momita, Koji	2-0	0	0	0	3	.000	1	.333	0-0	0	0-0
Patrick, Michael	5-0	0	0	0	3	.000	1	.333	1-0	0	0-0
Totals	22	54	46	154	418	.129	194	.464	24-0	20	2-3
Opponents	22	13	12	38	173	.075	68	.393	38-6	1	0-0

Name	GP-GS	Minutes	GA	Avg	Saves	Pct	W	L	T	Sho
Humphreys, Chris	22-22	1941:44	12	0.56	51	.810	20	1	1	12.2
Horner, Jason	3-0	74:14	1	1.21	1	.500	0	0	0	0.2
Totals	22	2015:58	13	0.58	55	.809	20	1	1	13
Opponents	22	2015:58	54	2.41	140	.722	1	20	1	0



Name	GP-GS	G	A	Pts	Sh	Sh%	SOG	SOG%	YC-RC	GW	PK-Att
Kebreab, Aman	20-10	8	1	17	48	.167	24	.500	1-0	2	1-1
Bardales, Isaias	19-19	6	3	15	52	.115	29	.558	1-0	2	1-1
Suarez, Ryan	19-19	3	1	7	23	.130	11	.478	6-0	0	1-1
Harper, Chad	20-20	2	2	6	32	.062	15	.469	0-0	0	0-0
Iverson, Henning	20-19	1	4	6	20	.050	6	.300	2-0	0	0-0
Martinez, Jorge	11-9	2	2	6	24	.083	10	.417	0-0	1	1-1
Murphy, Craig	12-1	3	0	6	5	.600	3	.600	0-0	1	0-0
Lyssand, Lars	19-19	1	3	5	41	.024	21	.512	2-1	0	1-1
Kurey, Jacob	18-14	0	4	4	11	.000	6	.545	0-0	0	0-0
Fife, Dan	19-13	1	1	3	12	.083	5	.417	0-0	1	0-0
Gutierrez, Alberto	14-4	0	3	3	10	.000	5	.500	1-0	0	0-0
Hernandez, Carter	11-3	1	1	3	10	.100	4	.400	4-0	0	0-0
Gibson, Thomas	14-0	1	0	2	3	.333	2	.667	1-0	0	0-0
Calderon, Alvaro	18-18	0	1	1	2	.000	0	.000	4-0	0	0-0
Murphy, Ben	10-2	0	1	1	2	.000	1	.500	1-0	0	0-0
Castillo, Daniel	12-5	0	0	0	4	.000	1	.250	2-0	0	0-0
Chang, Tony	4-0	0	0	0	0	.000	0	.000	1-0	0	0-0
Gutierrez, Cesar	16-10	0	0	0	9	.000	3	.333	0-0	0	0-0
Williams, Gareth	19-9	0	0	0	9	.000	6	.667	4-0	0	0-0
Winslow, Nick	12-6	0	0	0	2	.000	1	.500	1-0	0	0-0
TEAM	2-0	1	0	2	1	1.000	1	1.000	1-0	0	0-0
Totals	20	30	27	87	320	.094	154	.481	32-1	7	5-5
Opponents	20	32	22	86	225	.142	95	.422	25-2	11	0-0

Name	GP-GS	Minutes	GA	Avg	Saves	Pct	W	L	T	Sho
Vega, Gilbert	12-11	1046:51	15	1.29	29	.659	4	7	1	1.0
Humphreys, Chris	10-9	840:00	17	1.82	34	.667	3	4	1	1.0
Totals	20	1886:51	32	1.53	63	.663	7	11	2	2
Opponents	20	1886:51	30	1.43	124	.805	11	7	2	7



Name	GP-GS	G	A	Pts	Sh	Sh%	SOG	SOG%	YC-RC	GW	PK-Att
Harper, Chad	19-8	9	4	22	31	.290	17	.548	0-0	1	0-0
Snyder, Brandon	21-21	7	7	21	73	.096	29	.397	0-0	3	2-2
Allain, Adriano	19-15	5	8	18	16	.312	9	.562	2-1	1	0-0
Martinez, Eduardo	20-20	4	10	18	52	.077	20	.385	3-2	0	0-1
Pace, Brandon	20-1	4	5	13	14	.286	10	.714	1-0	1	0-0
Lyssand, Lars	21-21	5	2	12	24	.208	12	.500	4-0	1	0-0
Martinez, Jorge	8-8	3	4	10	17	.176	9	.529	0-0	3	0-0
Villegas, Fausto	17-8	3	2	8	11	.273	5	.455	0-0	1	0-0
Duncan, Todd	21-21	3	0	6	11	.273	6	.545	0-0	1	0-0
Kebreab, Aman	15-11	1	4	6	15	.067	6	.400	1-1	0	0-0
Ibanez, Roger	16-2	2	1	5	12	.167	5	.417	1-0	0	0-0
Suarez, Ryan	19-19	2	1	5	10	.200	3	.300	4-0	0	0-0
Bergesen, Anders	20-20	2	0	4	16	.125	6	.375	2-0	2	1-1
Filippini, Brice	21-21	0	2	2	3	.000	2	.667	4-0	0	0-0
Hernandez, Carter	12-4	0	1	1	11	.000	5	.455	1-0	0	0-0
Vega, Gilbert	16-16	0	1	1	0	.000	0	.000	0-0	0	0-0
Williams, Gareth	7-0	0	1	1	0	.000	0	.000	0-0	0	0-0
Winslow, Nick	18-9	0	1	1	3	.000	0	.000	1-0	0	0-0
Murphy, Ben	4-1	0	0	0	1	.000	0	.000	0-0	0	0-0
TEAM	5-0	0	0	0	0	.000	0	.000	2-1	0	0-0
Totals	21	50	54	154	319	.157	144	.451	26-5	14	3-4
Opponents	21	26	17	69	293	.089	132	.451	30-3	6	3-3

Name	GP-GS	Minutes	GA	Avg	Saves	Pct	W	L	T	Sho
Vega, Gilbert	16-16	1397:33	18	1.16	71	.798	11	4	1	4.0
Humphreys, Chris	7-5	575:31	9	1.41	31	.775	3	2	0	3.0
Totals	21	1973:04	27	1.23	105	.795	14	6	1	7
Opponents	21	1973:04	50	2.28	94	.653	6	14	1	1



Name	GP-GS	G	A	Pts	Sh	Sh%	SOG	SOG%	YC-RC	GW	PK-Att
Snyder, Brandon	19-16	8	3	19	60	.133	55	.917	0-0	5	0-0
Martinez, Jorge	18-16	8	2	18	29	.276	29	1.000	3-0	1	0-0
Harper, Chad	19-19	3	4	10	19	.158	17	.895	0-0	2	0-0
Martinez, Eduardo	18-18	3	3	9	37	.081	35	.946	2-1	0	0-0
Palsgrove, Shane	16-9	3	1	7	8	.375	8	1.000	3-0	0	0-0
Ibanez, Roger	16-5	2	2	6	10	.200	9	.900	1-0	0	0-0
Allain, Adriano	17-17	2	1	5	23	.087	23	1.000	4-1	0	0-0
Murphy, Craig	11-3	1	2	4	6	.167	6	1.000	1-0	0	0-0
Filippini, Brice	18-18	1	0	2	3	.333	3	1.000	0-0	0	0-0
Flannery, Owen	1-0	1	0	2	1	1.000	1	1.000	0-0	0	0-0
Franci, Jason	15-1	0	2	2	6	.000	6	1.000	1-0	0	0-0
Kebreab, Aman	2-2	1	0	2	6	.167	6	1.000	0-0	0	0-0
Pucillo, Gino	14-3	0	2	2	4	.000	4	1.000	1-0	0	0-0
Suarez, Ryan	10-5	1	0	2	7	.143	7	1.000	2-0	1	0-0
Baltazar, Cesar	19-18	0	1	1	4	.000	4	1.000	1-0	0	0-0
Berry, Kevin	19-19	0	1	1	20	.000	20	1.000	1-0	0	0-0
Cespedes, Alfredo	4-0	0	0	0	1	.000	1	1.000	0-0	0	0-0
Duncan, Todd	19-19	0	0	0	3	.000	2	.667	3-0	0	0-0
Main, Brandon	14-14	0	0	0	1	.000	1	1.000	1-0	0	0-0
Murphy, Ben	16-1	0	0	0	4	.000	4	1.000	1-0	0	0-0
Padilla, Eduardo	1-0	0	0	0	0	.000	0	.000	0-0	0	0-0
Totals	19	34	30	98	252	.135	241	.956	25-2	9	0-0
Opponents	19	35	26	96	230	.152	222	.965	25-2	10	0-0

Name	GP-GS	Minutes	GA	Avg	Saves	Pct	W	L	T	Sho
Main, Brandon	14-14	1275:00	24	1.69	60	.714	7	6	0	3.0
Humphries, Chris	7-5	525:00	11	1.89	26	.703	2	4	0	0.0
Padilla, Eduardo	1-0	21:00	0	0.00	1	1.000	0	0	0	0.0
Totals	19	1821:00	35	1.73	87	.713	9	10	0	3
Opponents	19	1821:00	34	1.68	75	.688	10	9	0	3




Name	GP-GS	G	A	Pts	Sh	Sh%	SOG	SOG%	YC-RC	GW	PK-Att
Kebreab, Aman	18-17	13	6	32	53	.245	0	.000	0-0	4	0-0
Harper, Chad	19-19	10	5	25	40	.250	0	.000	0-0	2	0-0
Riehl, Jody	19-17	7	6	20	35	.200	0	.000	0-0	0	0-0
Martinez, Eduardo	19-17	4	3	11	31	.129	0	.000	0-0	2	0-0
Snyder, Brandon	15-15	3	3	9	40	.075	0	.000	0-0	1	0-0
Smith, Justin	19-12	0	6	6	14	.000	0	.000	0-0	0	0-0
Allain, Adriano	14-14	0	5	5	7	.000	0	.000	0-0	0	0-0
Palsgrove, Shane	15-0	1	2	4	6	.167	0	.000	0-0	0	0-0
Peterson, Claus	13-2	0	4	4	7	.000	0	.000	0-0	0	0-0
Price, Cameron	16-3	2	0	4	8	.250	0	.000	0-0	0	0-0
Aldrich, Cameron	7-0	0	2	2	2	.000	0	.000	0-0	0	0-0
Billington, Adam	10-8	1	0	2	2	.500	0	.000	0-0	0	0-0
Brown, C.J.	17-17	1	0	2	7	.143	0	.000	0-0	1	0-0
Cruz, Juan	10-3	1	0	2	6	.167	0	.000	0-0	0	0-0
Williams, Gareth	8-3	1	0	2	6	.167	0	.000	0-0	0	0-0
Gomez, Jaime	5-0	0	1	1	1	.000	0	.000	0-0	0	0-0
Duncan, Todd	19-19	0	0	0	5	.000	0	.000	0-0	0	0-0
Filippini, Brice	12-7	0	0	0	10	.000	0	.000	0-0	0	0-0
Orozco, Mario	19-17	0	0	0	7	.000	0	.000	0-0	0	0-0
Totals	19	44	43	131	292	.151	0	.000	0-0	10	0-0
Opponents	19	29	24	82	229	.127	0	.000	0-0	6	0-0

Name	GP-GS	Minutes	GA	Avg	Saves	Pct	W	L	T	Sho
Main, Brandon	19-19	1800:00	29	1.45	65	.691	10	6	3	4.2
Padilla, Eduardo	2-0	30:00	0	0.00	2	1.000	0	0	0	0.2
Totals	19	1830:00	29	1.43	67	.698	10	6	3	4
Opponents	19	1830:00	44	2.16	73	.624	6	10	3	1



Name	GP-GS	G	A	Pts	Sh	Sh%	SOG	SOG%	YC-RC	GW	PK-Att
Martinez, Jason	18-15	10	4	24	45	.222	0	.000	0-0	0	0-0
Soraa, Espen	16-16	3	3	9	42	.071	0	.000	0-0	0	0-0
Orozco, Mario	15-14	1	3	5	11	.091	0	.000	0-0	0	0-0
Ortega, Daniel	8-8	2	1	5	6	.333	0	.000	0-0	0	0-0
Fernandez, Christian	12-11	2	0	4	25	.080	0	.000	0-0	0	0-0
Martinez, Eduardo	16-5	2	0	4	19	.105	0	.000	0-0	0	0-0
Riehl, Jody	16-10	1	2	4	11	.091	0	.000	0-0	0	0-0
Brown, C.J.	18-18	1	1	3	11	.091	0	.000	0-0	0	0-0
Cruz, Juan	15-8	1	1	3	12	.083	0	.000	0-0	0	0-0
Filippini, Brice	17-10	1	1	3	7	.143	0	.000	0-0	0	0-0
Billington, Adam	15-9	0	2	2	6	.000	0	.000	0-0	0	0-0
Duncan, Todd	18-17	1	0	2	9	.111	0	.000	0-0	0	0-0
Zubrycky, Taras	18-14	0	2	2	22	.000	0	.000	0-0	0	0-0
Smith, Justin	12-4	0	1	1	3	.000	0	.000	0-0	0	0-0
Allain, Adriano	15-2	0	0	0	3	.000	0	.000	0-0	0	0-0
Crawson, Trevor	6-2	0	0	0	2	.000	0	.000	0-0	0	0-0
Fratantaro, Dominic	15-10	0	0	0	5	.000	0	.000	0-0	0	0-0
Naime, Eddie	13-6	0	0	0	4	.000	0	.000	0-0	0	0-0
TEAM	2-0	2	0	4	0	.000	0	.000	0-0	0	0-0
Totals	18	27	21	75	243	.111	0	.000	0-0	6	0-0
Opponents	18	38	34	110	296	.128	0	.000	0-0	11	0-0

Name	GP-GS	Minutes	GA	Avg	Saves	Pct	W	L	T	Sho
Bateman, Keith	11-10	963:00	15	1.40	65	.812	6	5	1	4.0
Main, Brandon	8-8	747:00	23	2.77	53	.697	0	6	0	0.0
Totals	18	1710:00	38	2.00	118	.756	6	11	1	4
Opponents	18	1710:00	27	1.42	85	.759	11	6	1	2



Name	GP-GS	G	A	Pts	Sh	Sh%	SOG	SOG%	YC-RC	GW	PK-Att
Weaver, Brian	19-19	8	12	28	63	.127	0	.000	0-0	0	0-0
Martinez, Jason	18-14	13	1	27	39	.333	0	.000	0-0	0	0-0
Alejandro, Tony	18-10	5	11	21	22	.227	0	.000	0-0	0	0-0
Soraa, Espen	18-18	4	5	13	43	.093	0	.000	0-0	0	0-0
Sposeto, Dominic	16-10	4	5	13	17	.235	0	.000	0-0	0	0-0
Zubrycky, Taras	14-2	4	4	12	22	.182	0	.000	0-0	0	0-0
Cruz, Juan	15-8	3	3	9	15	.200	0	.000	0-0	0	0-0
Riehl, Jody	16-1	2	3	7	9	.222	0	.000	0-0	0	0-0
Whittle, Paul	14-12	1	5	7	10	.100	0	.000	0-0	0	0-0
Ball, Matthew	12-10	2	2	6	6	.333	0	.000	0-0	0	0-0
Ortega, Daniel	12-7	1	4	6	7	.143	0	.000	0-0	0	0-0
Belideau, Spencer	16-13	1	2	4	16	.062	0	.000	0-0	0	0-0
Brown, C.J.	17-16	2	0	4	6	.333	0	.000	0-0	0	0-0
Sciotto, Dennis	19-18	2	0	4	6	.333	0	.000	0-0	0	0-0
Billington, Adam	8-8	1	1	3	6	.167	0	.000	0-0	0	0-0
Orozco, Mario	10-6	1	1	3	2	.500	0	.000	0-0	0	0-0
Blackwell, Brad	4-3	1	0	2	6	.167	0	.000	0-0	0	0-0
Stuart, Joe	12-10	0	1	1	3	.000	0	.000	0-0	0	0-0
Nguyen, Huy-Linh	10-5	0	0	0	1	.000	0	.000	0-0	0	0-0
Rueda, Alberto	9-0	0	0	0	1	.000	0	.000	0-0	0	0-0
Totals	19	55	60	170	300	.183	0	.000	0-0	15	0-0
Opponents	19	20	17	57	212	.094	0	.000	0-0	4	0-0

Name	GP-GS	Minutes	GA	Avg	Saves	Pct	W	L	T	Sho
Main, Brandon	14-12	1063:00	13	1.10	60	.822	8	3	0	3.2
Bateman, Keith	9-7	647:00	7	0.97	30	.811	7	1	0	1.2
Totals	19	1710:00	20	1.05	90	.818	15	4	0	6
Opponents	19	1710:00	55	2.89	81	.596	4	15	0	1



Name	GP-GS	G	A	Pts	Sh	Sh%	SOG	SOG%	YC-RC	GW	PK-Att
Weaver, Brian	18-18	13	7	33	43	.302	0	.000	0-0	0	0-0
Blackwell, Brad	18-18	4	3	11	29	.138	0	.000	0-0	0	0-0
Wiebe, Scott	18-5	4	3	11	22	.182	0	.000	0-0	0	0-0
Ball, Matthew	14-14	4	1	9	15	.267	0	.000	0-0	0	0-0
Cruz, Juan	17-17	3	3	9	27	.111	0	.000	0-0	0	0-0
Ortega, Daniel	15-14	2	5	9	15	.133	0	.000	0-0	0	0-0
Belideau, Spencer	17-15	3	1	7	28	.107	0	.000	0-0	0	0-0
Stewart, Harrison	16-5	2	2	6	8	.250	0	.000	0-0	0	0-0
Andrade, Todd	18-15	1	3	5	15	.067	0	.000	0-0	0	0-0
Sciotto, Dennis	18-18	2	0	4	3	.667	0	.000	0-0	0	0-0
Alejandro, Tony	15-1	1	1	3	16	.062	0	.000	0-0	0	0-0
Brown, C.J.	18-18	1	0	2	4	.250	0	.000	0-0	0	0-0
Maass, Jason	8-3	1	0	2	2	.500	0	.000	0-0	0	0-0
Manzo, Alex	4-0	1	0	2	4	.250	0	.000	0-0	0	0-0
Riehl, Jody	18-3	0	1	1	12	.000	0	.000	0-0	0	0-0
McKay, Joel	11-3	0	0	0	9	.000	0	.000	0-0	0	0-0
Nguyen, Huy-Linh	13-7	0	0	0	3	.000	0	.000	0-0	0	0-0
Rodelas, Cesar	3-0	0	0	0	2	.000	0	.000	0-0	0	0-0
Rueda, Alberto	8-1	0	0	0	2	.000	0	.000	0-0	0	0-0
Whittle, Paul	14-11	0	0	0	8	.000	0	.000	0-0	0	0-0
TEAM	17-0	1	0	2	0	.000	0	.000	0-0	0	0-0
Totals	18	43	30	116	255	.169	0	.000	0-0	9	0-0
Opponents	18	32	18	82	174	.184	0	.000	0-0	7	0-0

Name	GP-GS	Minutes	GA	Avg	Saves	Pct	W	L	T	Sho
Bateman, Keith	18-18	1770:00	32	1.63	79	.712	9	7	2	4.0
Totals	18	1770:00	32	1.63	79	.712	9	7	2	4
Opponents	18	1770:00	43	2.19	96	.691	7	9	2	3



Name	GP-GS	G	A	Pts	Sh	Sh%	SOG	SOG%	YC-RC	GW	PK-Att
Ball, Matthew	19-19	4	2	10	35	.114	0	.000	0-0	0	0-0
Hare, Anthony	15-13	3	3	9	24	.125	0	.000	0-0	0	0-0
Ortega, Daniel	19-13	4	1	9	23	.174	0	.000	0-0	0	0-0
Hackett, Mike	16-14	3	2	8	25	.120	0	.000	0-0	0	0-0
Belideau, Spencer	19-19	2	3	7	22	.091	0	.000	0-0	0	0-0
Tran, Mike	19-15	2	1	5	20	.100	0	.000	0-0	0	0-0
Adamitis, Troy	16-2	2	0	4	15	.133	0	.000	0-0	0	0-0
Whittle, Paul	15-12	1	2	4	14	.071	0	.000	0-0	0	0-0
Arazabal, Mike	15-3	1	1	3	13	.077	0	.000	0-0	0	0-0
Mulvihill, Jeff	15-1	1	1	3	6	.167	0	.000	0-0	0	0-0
Weaver, Brian	19-19	1	1	3	24	.042	0	.000	0-0	0	0-0
Wiebe, Scott	19-19	0	3	3	45	.000	0	.000	0-0	0	0-0
Bedinotti, Tom	3-1	1	0	2	4	.250	0	.000	0-0	0	0-0
Andrade, Todd	19-19	0	1	1	23	.000	0	.000	0-0	0	0-0
Sciotto, Dennis	12-0	0	1	1	4	.000	0	.000	0-0	0	0-0
Gowdy, Darren	10-0	0	0	0	3	.000	0	.000	0-0	0	0-0
McKay, Joel	11-1	0	0	0	6	.000	0	.000	0-0	0	0-0
Nguyen, Huy-Linh	17-13	0	0	0	3	.000	0	.000	0-0	0	0-0
Stewart, Harrison	11-5	0	0	0	1	.000	0	.000	0-0	0	0-0
Totals	19	25	22	72	310	.081	0	.000	0-0	6	0-0
Opponents	19	38	28	104	301	.126	0	.000	0-0	10	0-0

Name	GP-GS	Minutes	GA	Avg	Saves	Pct	W	L	T	Sho
Bateman, Keith	16-16	1539:30	35	2.05	79	.693	5	10	1	1.0
Hightower, Chris	3-3	330:00	2	0.55	16	.889	1	0	2	1.0
Arazabal, Mike	1-0	20:30	1	4.39	3	.750	0	0	0	0.0
Totals	19	1890:00	38	1.81	98	.721	6	10	3	2
Opponents	19	1890:00	25	1.19	119	.826	10	6	3	7



Name	GP-GS	G	A	Pts	Sh	Sh%	SOG	SOG%	YC-RC	GW	PK-Att
Wiebe, Scott	20-20	4	2	10	40	.100	0	.000	0-0	0	0-0
Ball, Matthew	18-15	4	1	9	8	.500	0	.000	0-0	0	0-0
Bedinotti, Tom	20-13	3	1	7	20	.150	0	.000	0-0	0	0-0
Belideau, Spencer	19-18	3	0	6	9	.333	0	.000	0-0	0	0-0
Hackett, Mike	19-15	2	2	6	25	.080	0	.000	0-0	0	0-0
Hare, Anthony	18-18	2	2	6	9	.222	0	.000	0-0	0	0-0
Whittle, Paul	20-16	2	0	4	11	.182	0	.000	0-0	0	0-0
Adamitis, Troy	15-7	1	1	3	6	.167	0	.000	0-0	0	0-0
Schwager, Greg	12-10	1	1	3	11	.091	0	.000	0-0	0	0-0
Weaver, Brian	20-20	0	3	3	38	.000	0	.000	0-0	0	0-0
Andrade, Todd	16-6	1	0	2	3	.333	0	.000	0-0	0	0-0
Rico, Jorge	8-0	0	1	1	2	.000	0	.000	0-0	0	0-0
Stewart, Harrison	17-14	0	1	1	3	.000	0	.000	0-0	0	0-0
Arzabal, Michael	10-4	0	0	0	5	.000	0	.000	0-0	0	0-0
Bautista, Jim	10-0	0	0	0	3	.000	0	.000	0-0	0	0-0
Goodwin, Dan	16-3	0	0	0	4	.000	0	.000	0-0	0	0-0
Murray, Kevin	10-2	0	0	0	7	.000	0	.000	0-0	0	0-0
Nguyen, Huy-Linh	19-19	0	0	0	3	.000	0	.000	0-0	0	0-0
Virnelson, Todd	14-3	0	0	0	1	.000	0	.000	0-0	0	0-0
Totals	20	23	15	61	210	.110	0	.000	0-0	5	0-0
Opponents	20	54	47	155	278	.194	0	.000	0-0	14	0-0

Name	GP-GS	Minutes	GA	Avg	Saves	Pct	W	L	T	Sho
Hightower, Chris	18-18	1792:00	40	2.01	82	.672	5	12	1	2.0
Bedinotti, Ed	3-2	188:00	14	6.70	12	.462	0	2	0	0.0
Totals	20	1980:00	54	2.45	94	.635	5	14	1	2
Opponents	20	1980:00	23	1.05	75	.765	14	5	1	6



Name	GP-GS	G	A	Pts	Sh	Sh%	SOG	SOG%	YC-RC	GW	PK-Att
Ngo, Phoung	21-18	3	6	12	15	.200	0	.000	0-0	0	0-0
Wiebe, Scott	21-19	3	4	10	23	.130	0	.000	0-0	0	0-0
Uribe, Hector	18-15	3	1	7	33	.091	0	.000	0-0	0	0-0
Baker, Michael	20-20	2	1	5	11	.182	0	.000	0-0	0	0-0
Hare, Anthony	20-14	1	3	5	10	.100	0	.000	0-0	0	0-0
Hernandez, Raul	18-12	2	1	5	18	.111	0	.000	0-0	0	0-0
Steward, Harrison	20-20	2	0	4	10	.200	0	.000	0-0	0	0-0
Adamitis, Troy	17-12	1	1	3	15	.067	0	.000	0-0	0	0-0
Arzabal, Michael	18-2	1	0	2	8	.125	0	.000	0-0	0	0-0
Andrade, Todd	20-18	0	0	0	9	.000	0	.000	0-0	0	0-0
Briggs, Pat	10-0	0	0	0	4	.000	0	.000	0-0	0	0-0
Chandler, Robert	19-6	0	0	0	8	.000	0	.000	0-0	0	0-0
Horne, Joe	21-21	0	0	0	2	.000	0	.000	0-0	0	0-0
Paccioletti, Jeff	18-15	0	0	0	4	.000	0	.000	0-0	0	0-0
Sciotto, Dennis	15-2	0	0	0	1	.000	0	.000	0-0	0	0-0
Welsh, Sean	19-12	0	0	0	4	.000	0	.000	0-0	0	0-0
Totals	21	18	17	53	175	.103	0	.000	0-0	4	0-0
Opponents	21	45	35	125	278	.162	0	.000	0-0	17	0-0

1990

Name	GP-GS	Minutes	GA	Avg	Saves	Pct	W	L	T	Sho
Raak, Kevin	17-17	1547:00	29	1.69	74	.718	4	11	0	1.0
Vessel, Jean-Paul	6-4	463:00	16	3.11	28	.636	0	6	0	0.0
Totals	21	2010:00	45	2.01	102	.694	4	17	0	1
Opponents	21	2010:00	18	0.81	75	.806	17	4	0	12

All-Time Roster (Since 1954)

A

Dylan Abraham	2015, '16
Jamal Adam	2018, '19
Troy Adamitis	1990, '91, '92
Dan Addiego	2009, '10, '11
Luis Aguilar	1987, '88, '89
Hiroki Akiyama	2005, '06, '07, '08
Tanner Akol	2016
Efiok Akpan	1962, '63, '64, '65
Gary Alb	1970, '71, '72
Javier Alcala	1976
Osvaldo Alcala	2007
Alex Alcaraz	2015, '16
Cameron Aldrich	1996
Tony Alejandro	1993, '94
Adriano Allain	1995, '96, '97, '98
Robert Allan	1954, '55
Doug Allen	1989
Rob Allen	1984, '85, '86
Max Allen	2017, '18, '19
Liesly Amajor	1975, '76
Alex Anastasi	2014, '15
David Anderson	1954, '55, '56
Todd Andrade	1990, '91, '92
Eric Angell	2009
Michael Arazabal	1990, '91, '92
David Armstrong	1963
Bernard Aronstam	1958, '59
Eddie Avakian	1976
Israel Ayala	2012, '13
Uriel Ayala	2014, '15, '16
Steve Aylard	1978, '79
Rick Azofeifa	1978, '79, '80

B

Marc Baker	1986, '87, '89
Michael Baker	1989, '90
Hassan Bakrim	1988
Bert Baldaccini	1969, '71, '72
Matthew Ball	1991, '92, '93, '94
Cesar Baltazar	1997
Rodrigo Baptista	2006
Andy Barajas	2019
Isaias Bardales	1999, '00
Peter Barkley	2000
Thomas Barnes	2012
Tim Barr	1977
Danny Barraza	1983, '84

Joey Bastian	2016
Keith Bateman	1992, '93, '94, '95
Joseph Battaglini	1959, '60, '61
Jim Bautista	1991
Ahmad Bayati	1967, '68
Frankie Beauchamp	2012, '13, '14
George Beckwith	1976, '77
Tom Bedinotti	1991, '92
Spencer Belideau	1991, '92, '93, '94
Mark Bell	1955, '56
Nils Bengtsson	1959, '60, '61
Les Bennett	1962
El Shaddai Bent	2006
Dan Benton	2001, '02, '03, '04
Mike Benton	1974, '75
Anders Bergesen	1998
Miguel Bermudez	2019
Jose Bernal	2018, '19
Guilio Bernardi	1978, '79, '80
Kevin Berry	1997
Vince Bertalucci	1983, '84
Greg Bertuccio	1986
Francis Betancourt	1954, '55
John Bettencourt	1975
Robert Bergman	1955, '56, '57, '58
Dave Biddle	1960, '61
Adam Billington	1994, '95, '96
Brad Blackwell	1993, '94
Matthew Blue	1987, '88, '89
Josh Boemecke	2008, '09, '10
Peter Bogatsky	1971
Randy Bolanos	1976, '77
Rigo Bolanos	1970, '71
Miguel Borba	1987
Julian Boyce	2019
Joe Boyle	1980, '83, '84
John Bradley	1976, '77, '78, '79
Ed Brand	2005, '06, '07, '08
Nicolas Brenes	2017, '18, '19
Douglas Brent	2004, '05
Ethan Briens	2018, '19
Patrick Briggs	1989, '90
Omri Brinner	2010, '11
C.J. Brown	1993, '94, '95, '96
Andiry Budnyy	2002
Eduardo Buenfil	2017, '18, '19
Ernesto Bueno	2005
Nick Bukowski	2001

Efrain Burgos, Jr.	2007, '08
Steve Burke	1975, '76, '77, '79
Scott Buskey	2015, '16

C

Richard Caillouette	1955
Alvaro Calderon	1999, '00, '01
Steve Caldwell	1985, '86
Henry Camacho	1966, '67
Eduardo Cambiasio	1955, '56
Jean-Pierre Canabou	1965, '66, '67
Mel Canal	1964, '65
Mike Canceres	1988, '89
Sergio Cardoso	1980
Nick Carrara	2009
Savio Carrijo	2005, '07
Henry Carvalho	1971, '72
Nick Cashmere	2010, '11
Augusto Castaneda	1969
Roberto Casteneda	2010, '11
Daniel Castillo	1999, '00, '01
Miguel Castillo	2017, '18
Justin Castro	2009, '10
Rodolfo Castro	2019
Alfredo Cespedes	1997
Simon Chafer	1978, '79, '80
Robert Chandler	1988, '89, '90
Tony Chang	1999, '00, '01, '02
Matt Chapman	1976, '77
Scott Chase	1984, '85, '86
Alex Clewis	2017, '18
Paul Coffee	1975, '76, '77, '78
Jonathan Colunga	2014, '15, '16
Jordan Cooper	2011
Stephen Cordova	2008, '10
Jose Cortez	2011
Ben Cowdrill	2013, '14
Elmer Craig	1955, '56
Trevor CRAWSON	1995
Tony Critelli	1955, '56, '57
Sam Croucher	2013, '14
Juan Cruz	1993, '94, '95, '96
Nick Cukar	2007, '08, '09, '10

D

Dan Danielson	1956, '57, '58
Gabor David	1963
Ken Davis	1971, '72, '73

All-Time Roster (Since 1954)

Robert Davis	1965, '66, '67
Tracy Davis	1983, '84
Andrew Day	1985
Bob DeFelice	1969
Roberto Delfino	1975
Dietmar Demeter	1960, '61, '62
Sam Deus	1967, '68
Jamie Diaz	1980, '83
Louis Daiz	1965, '66
Nelson Diaz	2004, '05
John Dickinson	1987, '88, '89
Pablo Dillon	1985, '86
Isaiah de Dios	2018, '19
Duane Dirstine	1984, '85
Darren Domingo	2002, '05
Eddie Dominguez	2001, '02, '03
Kris Donaldson	2016, '17
Jonathan Doran	2002
Ricky Dorrego	2007, '08, '09, '10
Jeff Dukes	2016, '17, '18, '19
Todd Duncan	1995, '96, '97, '98

E

Eric Eberle	1988
Carlos Eckert	1954, '55
Cory Edden	2004
Mark Edwards	1984
Robert Eiler	1957, '58
Emmanuel Espinoza	2012, '13, '14, '15
Aslan Esralian	1965, '66
Dan Estrada	1956, '57, '58, '59
Derek Evans	1976, '77, '78
Jerry Evans	1975, '76, '77

F

Guilherme Fadlalla	2005
Angel Farias	2016, '17, '18, '19
Jim Farthing	1970, '71
Lewis Fellows	1960, '61
Christian Fernandez	1995
Dan Fife	1999, '00
Brice Filippini	1995, '96, '97, '98
Owen Flannery	1997, '00
Andres Flores	2003
Jose Flores	2003, '04, '05
Juan Flores	1988, '89
Gary Foss	1959, '60
Garret Foster	2012
James Fox	1975

Jason Franci	1997
Lewis Fraser	1963, '64, '65, '66
Dominic Fratantaro	1995
Kyle Frazier	2002
Larry Freie	1984
Matthew Fryer	1987
Nino Furnerni	1988

G

Khota Gaines	2002
Slobodan Galeb	1961, '62, '63
Phil Galioto	1973, '74
Joe Gangale	1985, '86
Al Garcia	1976
Arthur Garcia	1985, '87
Jose Garcia	2002
Joseph Garrotto	1975, '76
Al Gaspar	1976, '77
Patrick Gaynor	1984
Hadi Ghafouri	1969, '70
Thomas Gibson	1999, '00, '01
Allen Giolkey	1954, '55
Joe Giovacchini	1971, '72, '73
Chad Gleave	2003, '04, '05
Jaime Gomez	1996
Carlos Gomez-Zavala	2017, '18, '19
Johnny Gonzalez	2002, '03, '04, '05
Julio Gonzalez	2006, '07
Mariano Gonzalez	1964, '65, '66, '67
Dan Goodwin	1991
Darren Gowdy	1992
Steve Gray	1973, '74
Keith Greene	1977, '78
Werner Grosshans	1955, '56, '57, '58
Gonzalo Guerra	2000, '01
Alberto Gutierrez	1999
Cesar Gutierrez	1999, '00
Jonathan Gutierrez	2015
Oscar Gutierrez	1961, '62

H

Richard Habenicht	1966, '67
Mike Hackett	1991, '92
Masood Haijian	1963, '64, '65
Richard Halvorsen	2001, '02, '03, '04
Anthony Hare	1990, '91, '92
Chad Harper	1996, '97, '98, '99
Trevor Harris	2002
Greg Harte	2014, '15

Terry Hays	1975, '76, '77
Ayman Helmy	1975
Craig Henretty	1987
David Heredia	2017
Aoi Hernandez	2018, '19
Carter Hernandez	1998, '99, '00
Mani Hernandez	1968, '69, '70, '71
Raul Hernandez	1990
Craig Hertler	2011
Doug Highton	2010, '11, '12
Chris Hightower	1991, '92
Abdul Hindiyeh	1961
Jon Hinkin	1986
Sam Hodgson	2010
Mohammad Hooshman	1971
Joe Horne	1989, '90
Jason Horner	2000
Richard Howell	1964, '65, '66
John Hubacz	1980, '83
Romario Hulea	2017
Chris Humphreys	1997, '98, '99, '00
Gordon Huntze	1960, '61
Mike Hurst	1980

I

Gary Iacini	1966, '67
Roger Ibanez	1997, '98
Ismael Ibarra	2007, '05
Ingi Ingason	1985, '86, '87
James Inglis	1954, '55, '56
Henning Iversen	1999
Britt Irvine	1980

J

Robert Jackson	2008, '09
Khaled Jarrar	1984
Brent Johnson	1976, '77
Dennis Johnson	1961
Jose Juarez	2003, '04
Sven Juhlin	2001

K

Boyah Kaar	2008
Joseph Kay	2016, '17, '18
Mike Kaloczy	1989
Jack Kebental	1956
Aman Kebreab	1996, '97, '98, '99
Geoff Keller	1988
Andrew Kelly	2013, '14

All-Time Roster (Since 1954)

James Kelly	1958, '59
Sean Keohane	1976, '77
Viguen Khachikian	1969
Asman Khan	1962
Suliman Khorami	2016, '17, '18, '19
David Kingsley	1962, '63
Rory Knibbs	2013, '14, '15, '16
Byron Kobayashi	1960, '61
Bob Koch	1973
Brain Kohne	1985, '86
Jerry Koopman	1965, '66
Al Korbus	1963, '64, '65
Krumbach	1983
Nick Kupcow	1978
Jacob Kurey	1999
Alan Kute	1986
Ernest Kwansa	1965, '66

L

John Lambert	1985
Paul Lambert	1985
Allen LaSpina	2010, '11
Bill Lauterbach	1970
George Lauterbach	1972
Michael Lawrence	2002
Omar Lemus	2017, '18, '19
Glen Lenhart	1980, '83, '84
Nicholas Leondris	1955
Jonathan Lester	2009, '10, '11
Colin Lindores	1963, '64, '65, '66
Steve Locci	1964, '65, '66, '67
Ronaldo Lomeli	2016, '17
Matt Lord	1983, '84, '85, '86, '87
Jorge Lopez	2019
Peter Lorenz	1975
Jamison Loveless	2011, '12, '13, '14
Lars Lyssand	1998, '99, '00, '01

M

Jason Maass	1993
Roger Macioge	1958, '59
Chris Mackey	2003, '04
Ciaran Maguire	2015
James Maher	1954, '55
Brandon Main	1994, '95, '96, '97
John Majda	1975, '76
Mark Mangano	1983, '84
Frank Mangiola	1965, '66, '67

Richard Mann	2005, '06
Bert Manriquez	1965, '66, '67
Alex Manzo	1993
Andre Marechal	1969, '70
Javier Margarito	1980
Jered Mariani	2018, '19
Chris Martinez	2016
Ricardo Martin	1988, '89
Ricky Martin	2010
Eduardo Martinez	1995, '96, '97, '98
Fernando Martinez	2001, '02
Francisco Martinez	2000, '01, '02, '03
Jason Martinez	1994, '95
Jorge Martinez	1997, '98, '99, '00
Rawlston Masaniai	2001, '02
Abdul Mashal	1959, '60, '61
Frank Mata	2001, '02, '03, '04
Vinney Matteola	2001
Matt McDowell	1980, '83
Brian McGuire	2006, '07, '08, '09
Joel McKay	1992, '93
Tim McKinney	2003, '04
Kyler McLaughlin	2012, '14, '15
Luis Medina	1987
Ryner Medina	1980
Eric Mendez	2013, '14, '15
Andrew Mendoza	2015, '16, '17, '18
Danny Menendez	1975, '76, '77, '78
Rusty Menzel	1971, '72
Randy Michaelis	1987
Hercules Mihelis	1964, '65, '66
Gordon Miller	1966, '67
Luis Mintegui	1967, '68
Jim Mimmack	1975, '76
Eduardo Miranda	2017, '18, '19
Willy Miranda	2018, '19
Ovadia Mizrahi	1973, '74, '75, '76
Koji Momita	2000
Oscar Monjaras	2006, '07, '08, '09
Enrique Montano	2012, '13, '14
Jerry Montgomery	1987
Colby Moore	2006, '07, '08, '09
Ryan Moore	1980
Heber Mora	2004
Armando Moreno	1957, '58, '59
Jacob Morrison	2006, '07
Andy Moya	2013, '14
Jeff Mulvihill	1992

Scott Murch	1987, '88, '89
Mauricio Murillo	2009, '11, '12
Ed Murillo-Jimenez	2006, '07
Ben Murphy	1997, '98, '99
Craig Murphy	1997, '99
Dylan Murphy	2009, '10, '11, '12
Nick Murphy	2009, '10, '11, '12
Kevin Murray	1991
Robert Myers	1958, '59, '60

N

Eddie Naime	1995
Hossein Naraghi	1988
Amagh Nduka	1962
Jerry Nelson	1960, '61
Jerry Nelson	1984, '85, '86, '87
Jim Nelson	1984
Brian Nevarez	2017
Phoung Ngo	1990
Huy-Linh Nguyen	1991, '92, '93, '94
Nick Nicholas	1971, '72
Larry Norris	1986
Fred Nourzad	1966, '67, '68

O

Gary O'Dell	1971, '72
Kyle O'Mahoney	2013, '14, '15, '16
Alexis Ocampo	2017
Odilon Ocegquera	1975
Diego Ochoa	2011, '12
Dan Oka	2005
John Olejnik	1980, '83, '84
James Omagbemi	1962
John Orgnen	1961
Mario Orozco	1994, '95, '96
Daniel Ortega	1992, '93, '94, '95
Louis Ortega	1980
Adrian Ortiz	2017
Cass Owens	1969

P

Jeff Paccioretti	1990
Brandon Pace	1998
Eduardo Padilla	1996, '97
Shane Palsgrove	1996, '97
Victor Parra	2014, '15
Tomas Pardo	1980
Robin Parker	1969

All-Time Roster (Since 1954)

<u>Iraj Parravi</u>	1966, '67
<u>Johnathan Partida</u>	2015, '16, '17, '18
<u>Bernard Parton</u>	1958, '59
<u>Michael Patrick</u>	2000, '01, '02
<u>Zeljko Pavic</u>	1968, '69
<u>Dylan Pender</u>	2001, '03, '04, '05
<u>Zach Penner</u>	2015, '16, '17, '18
<u>Aaron Perego</u>	2003, '04, '05
<u>Alvaro Perez</u>	1974, '75
<u>Daniel Perez</u>	2003, '04, '05
<u>Ismael Perez</u>	1975, '76, '77, '78
<u>Javier Perez</u>	1975, '76, '77
<u>Jesus Perez</u>	1984
<u>Felix Petermann</u>	2013, '14, '15
<u>Claus Peterson</u>	1996
<u>Petur Peterson</u>	1988
<u>Gary Petruzzi</u>	1985
<u>Juan Pezoa</u>	1983, '84, '85
<u>Allen Picchi</u>	1985, '86, '87
<u>Joe Pimentel</u>	1979, '80
<u>Frank Pinto</u>	1969
<u>Kyle Pinto</u>	2016
<u>Jasper Pipe</u>	2012
<u>Ed Pitney</u>	1973
<u>Hector Pizarro</u>	1980
<u>Leo Plinski</u>	1954, '55, '56
<u>Edgar Podlesky</u>	1970, '71
<u>Randy Poggio</u>	2002, '03, '04
<u>Kasper Poulsen</u>	2019
<u>Cameron Price</u>	1996
<u>Gino Pucillo</u>	1997

R

<u>Kevin Raak</u>	1990
<u>Iraj Radpour</u>	1960, '61
<u>Joe Radpour</u>	1961
<u>Richard Rafloski</u>	1987, '88, '89
<u>Jon Ragnarsson</u>	1988
<u>Pat Rashe</u>	1984, '85, '86
<u>Dennis Rasku</u>	1989
<u>Josh Redfield</u>	2019
<u>Enrique Reyes</u>	1988
<u>Rodrigo Reyes-Zavalza</u>	2016, '17, '18, '19
<u>Jorge Rico</u>	1991
<u>Jody Riehl</u>	1993, '94, '95, '96
<u>Andy Rios</u>	2017, '18
<u>Ramon Rivas</u>	1973
<u>Cesar Rodelas</u>	1993
<u>Al Rodrigues</u>	1968, '69, '70

<u>Artin Rodriguez</u>	2001, '03
<u>Eric Rodriguez</u>	2001, '02, '03, '04
<u>John Rodriguez</u>	1955, '56
<u>Marvin Rodriguez</u>	1958, '59
<u>Rich Rollins</u>	1983, '84, '85, '86
<u>Christian Romero</u>	2010, '11, '12
<u>Jeremy Romero</u>	2016, '17
<u>Art Romswinkel</u>	1968, '69
<u>Frank Rosa</u>	1973, '74, '75, '76
<u>Tony Rosa</u>	1972, '73
<u>Nick Rotteveel</u>	1983, '84, '85, '86
<u>Emilio Rubi</u>	1958, '59
<u>Alberto Rueda</u>	1993, '94
<u>Ryan Rundle</u>	2003
<u>Brian Russell</u>	1973
<u>Steve Ryan</u>	1976, '77, '78
<u>Tom Ryan</u>	1978

S

<u>Hamid Saedian</u>	1969
<u>Selim Sahinkaya</u>	1987
<u>Jonathan Salceda</u>	2011, '12
<u>Roberto Salazar</u>	1964, '65
<u>Joe Salerno</u>	1975, '77
<u>Mike Salvemini</u>	1984
<u>Steve Sampson</u>	1977, '78
<u>Yusef Samy</u>	2006
<u>Danny Sanchez</u>	2017, '18, '19
<u>Richard Sanchez</u>	1975, '76
<u>Steven Sanchez</u>	2009, '10, '11, '12
<u>George Sanders</u>	1956, '57, '58, '59
<u>Gonzalo Sandoval</u>	1980
<u>Lee Sandwina</u>	2003, '04
<u>Frank Sanfilippo</u>	1999, '00, '01, '02, '03
<u>Herb Santana</u>	1972
<u>Ben Saunders</u>	2004, '05
<u>Eddie Saydee</u>	2015, '18, '19
<u>Patrick Scheufler</u>	2002, '03, '04, '05, '06
<u>Austin Schneider</u>	2017, '18
<u>Steve Schulz</u>	1988, '89
<u>Greg Schwager</u>	1991
<u>Michael Schwinn</u>	2012
<u>Dennis Sciotto</u>	1990, '92, '94
<u>San Sellinger</u>	1980
<u>Herbert Sermol</u>	1964, '65, '66
<u>Werner Sermol</u>	1964, '65, '66, '67
<u>Richard Shepard</u>	1958, '59
<u>Sam Shore</u>	2006, '07, '08
<u>Mehdi Siadat</u>	1971

<u>Leonardo Silva</u>	2016
<u>Joe Silveira</u>	1976, '77, '78, '79
<u>Darren Sinclair</u>	2014, '15, '16
<u>John Smillie</u>	1975, '76
<u>Justin Smith</u>	1995, '96
<u>Mark Smith</u>	1975
<u>Brandon Snyder</u>	1996, '97, '98
<u>Espen Soraa</u>	1994, '95
<u>Chris Sorg</u>	1987, '88
<u>Brice Soriano</u>	1971, '73
<u>Marvin Sorto</u>	2004, '05
<u>Diego Soto</u>	2005, '06
<u>Kamran Souresrafil</u>	1965, '66, '67
<u>Michael Sousa</u>	1975
<u>Ken Spagnola</u>	1956, '57, '58
<u>David Spainhower</u>	1956, '57, '58
<u>Doug Spikes</u>	1988
<u>Dominic Sposeto</u>	1994
<u>David St. Clair</u>	1969
<u>Gary St. Clair</u>	1970, '71, '72, '73
<u>Richard St. Clair</u>	1975, '76
<u>William Staengel</u>	1975
<u>Ralph Stas</u>	2016
<u>Fritz Stellrecht</u>	1960, '61
<u>Malcom Stevens</u>	1975, '76
<u>Harrison Stewart</u>	1990, '91, '92, '93
<u>Scott Stisser</u>	1975, '76
<u>Herb Stockman</u>	1956, '57
<u>Ed Storch</u>	1966, '67, '68
<u>Lou Stowell</u>	1954, '55, '56, '57
<u>Gordon Stroud</u>	1960, '61, '62
<u>Gerald Strutz</u>	1955
<u>Joe Stuart</u>	1994
<u>Tony Stuffle</u>	1970, '71, '72, '73
<u>Ryan Suarez</u>	1997, '98, '99, '00
<u>Johnny Sun</u>	2015
<u>Valdis Svans</u>	1961, '62, '63
<u>Steve Swadley</u>	1976, '77, '78
<u>David Sweeney</u>	2019
<u>Lewis Sweeney</u>	2007, '08
<u>Dale Swire</u>	1955, '56, '57

T

<u>Mike Taft</u>	1988, '89
<u>Mike Thomas</u>	1980
<u>Ryan Thomas</u>	2012, '13
<u>Ronald Thompson</u>	1957, '58, '59
<u>Kalei Tolentino-Perry</u>	2017, '18
<u>Mark Tomlin</u>	1980

All-Time Roster (Since 1954)

Mike Tran	1992
Tyler Tratton	2003
Russell Tricoma	1955
Ilif Trondsen	1969, '70
Nedin Tucakovic	2016

U

Hector Uribe	1989, '90
--------------	-----------

V

Carlos Valdovinos	2014, '15, '16, '17
Pastor Valle	1955
John-Paul Vandersluys	1986
Luis Vargas	2015
Carlos Vasquez	1988
Prafad Veerendra	1989
Gilbert Vega	1998, '99, '01
Edwin Velazquez	2012
Jean-Paul Vessel	1990
Fausto Villegas	1998, '00, '01, '02
Todd Virnelson	1991
Frank Vitale	1988
Austin Vogt	2011
Max Voshall	1954, '55, '56, '57

W

George Wallace	1954, '55, '56
Robert Wallace	1957, '58
Walter Wallace	1977, '78, '79
Eric Waltz	2019
Ruben Want	2014
Vanlee Waters	1980
Brian Weaver	1991, '92, '93, '94
Perry Weddle	1958, '59, '60
Scott Wehrmann	1987
Sean Welsh	1987, '88, '89
Gavin Wenyon	2005, '06, '07, '08
Gerhard Wenzl	1957, '58, '59
Sean Welsh	1990
Dylan West	2013, '14, '15
Paul Whittle	1991, '92, '93, '94
Scott Wiebe	1990, '91, '92, '93
Gareth Williams	1996, '98, '99, '00
Mikhail Wingate-Pearce	2014, '15
Nick Winslow	1998, '99
Richard Wimsatt	2010
Finlay Wood	2017, '18, '19
Brian Wright	2003
Tom Wynn	1964, '65

Y

Oscar Yniguez	2008, '09, '10
Bill Young	1956, '57
Brent Young	2008

Z

Wesley Zahawi	1954, '55
Al Zamora	1988
Anthony Zanotto	1959, '60
Tom Zinter	1963, '64, '65
Taras Zubrycky	1994, '95
Ed Zumot	1962, '63
Joe Zuniga	1976
Jim Zylker	1971, '72, '73
Ken Zylker	1973, '74