

2008-09 Women's Basketball

San Jose State Women's Basketball



2008-09 SAN JOSE STATE WOMEN'S BASKETBALL FACTS

LocationSan Jose, California
Enrollment31, 906
NicknameSpartans
ColorsGold, White & Blue
ConferenceWestern Athletic Conference
PresidentJon Whitmore
Director of AthleticsThomas Bowen
NCAA Faculty Representative:Bill Campsey
Associate AD/SWAStacy Martin
Head CoachPam DeCosta
(Metropolitan State College, 1991)
Record/Seasons at SJSU3-28/1 season
Overall record/Seasons48-94/5 seasons
Assistant CoachJodi Greve (Arkansas, 2001)
Assistant CoachBrett Studley (Lynn, 2007)
Assistant CoachMegan Osmer (Lynn, 2006)
Coordinator of OperationsAngela Gonzaga
(Santa Clara, 2004)
Women's Basketball Office Phone(408) 924-1241
2007-08 Overall Record/WAC Record ...3-28/1-15/9th
Starters Returning/Lost2/3
Letterwinners Returning/Lost3/7
Associate SID/WBB ContactAmy Villa
Office Phone(408) 924-1216
Cell Phone(408) 421-8604
FAX(408) 924-1291
email:amy.villa@sjsu.edu
SJSU Athletics Web Site:www.sjsuspartans.com
HomecourtThe Event Center (5,000)
Press Row(408) 924-6470

Letterwinners Returning (3)	POS.	CL.	PPG	RPG
NATALIE WHITE	G	SR	16.0	5.8
SAYJA SUMLER	G	SO	6.3	3.9
Aumornai Edinburgh	F	JR	1.1	1.3

REDSHIRTS RETURNING (1)	POS.	CL.
Zlata Malicevic	C	FR-RS

LETTERWINNERS LOST (7)	POS.	CL.	PPG	RPG
BRITTANY POWELL	F		8.6	5.3
Myosha Barnes	G		7.5	2.3
CHRISTINE MARTIN	F		6.5	3.5
Alisha Hicks	G		4.9	4.2
Emily Nichols	G		4.8	0.7
BRITTANY IMAKU	G		3.2	2.9
Tamiko Davis	F		2.9	3.8

NEWCOMERS (9)	POS.	CL.
Kelly Blair	G	6-0 JR
Myesha Broaden	P	6-2 FR
Ashley Brown	G	5-6 JR
Christina Calcagno	F	6-1 SO
Monique Coble	G	5-9 FR
Dominique Hamilton	C	6-2 FR
Shaunna Ridge	F	6-0 JR
Chasity Shavers	G	5-11 JR
Marikah Woodson	F	5-11 FR

2006-07 STARTERS LISTED IN CAPITAL LETTERS

Table of Contents

2008-09 Schedule	2
2008-09 San José State Women's Basketball Roster	3
Head Coach Pam DeCosta	4-5
Spartan Coaching Staff	6-7
2007-08 San José State Player Biographies	8-18
Radio/TV Roster	19
2007-08 Final Statistics & Results	20-23
All-Time Roster	26-27
Spartan Team Records/The Last Time Out	28
Spartan Individual Records	29
The Event Center Records	30
Spartan Honors	31
SJSU Sports Hall of Fame	32-33
Single Season Leaders	34-35
Career Leaders	36-37
1,000 Point Club	38-39
All-Time Series	40
Series Scores	41-42
Year-by-Year Records	43
SJSU Women's Basketball Head Coaches	43
Year-by-Year Scores	44-52
The Event Center	53
Media Information	54



Credits: The 2008-09 San José State Women's Basketball Media Guide is a product of the San José State Sports Information Office. Portraits: Terrell Lloyd. Photos: Ron Fried, Ray Barbour, Damon Tarver, Terrell Lloyd.

San José State University does not discriminate on the basis of race, color, religion, national origin, sex, sexual orientation, marital status, pregnancy, age disability, disabled veterans or Vietnam status. This policy applies to all SJSU students, faculty and staff programs and activities. Questions regarding this policy should be directed to the Director of the Office of Equal Employment Opportunity/Affirmative Action, SJSU, San Jose, CA 95192, (408) 924-1115.




2008-09 Schedule

SAT.	NOV. 1	+SONOMA STATE	EVENT CENTER	3:00 p.m.
SAT.	NOV. 15	OREGON	EVENT CENTER	7:00 p.m.
Tues.	Nov. 18	Northern Colorado	Greeley, Colo.	7:00 p.m.
Fri.	Nov. 21	Long Beach State	Long Beach, Calif.	7:00 p.m.
SUN.	NOV. 23	SEATTLE	EVENT CENTER	2:00 p.m.
FRI.	NOV. 28	SACRAMENTO STATE	EVENT CENTER	7:00 p.m.
Thurs.	Dec. 4	Kansas	Lawrence, Kansas	7:00 p.m.
Sun.	Dec. 7	CS Northridge	Northridge, Calif.	2:00 p.m.
FRI.	DEC. 12	BASKETBALL BY THE BAY CLASSIC	EVENT CENTER	
		OKLAHOMA VS. CS BAKERSFIELD	6:00 p.m.	
		SAN JOSE STATE VS. CALIFORNIA	8:00 p.m.	
SAT.	DEC. 13	BASKETBALL BY THE BAY CLASSIC	EVENT CENTER	
		SAN JOSE STATE VS. CS BAKERSFIELD	4:00 p.m.	
		OKLAHOMA VS. CALIFORNIA		6:00 p.m.
Sun.	Dec. 21	Pepperdine	Malibu, Calif.	2:00 p.m.
Sun.	Dec. 28	Courtyard by Marriott LA Westside Holiday Classic	Los Angeles, Calif.	
		Vs. Loyola Marymount		3:00 p.m.
Mon.	Dec. 29	Courtyard by Marriott LA Westside Holiday Classic	Los Angeles, Calif.	
		Consolation/Championship Games		4/6:00 p.m.
SAT.	JAN. 3	SANTA CLARA	EVENT CENTER	8:00 p.m.
THURS.	JAN. 8	*IDAHO	EVENT CENTER	7:00 p.m.
SAT.	JAN. 10	*HAWAII	EVENT CENTER	7:00 p.m.
Fri.	Jan. 16	*New Mexico State	Las Cruces, N.M.	7:00 p.m.
Sun.	Jan. 18	*Louisiana Tech	Ruston, La.	2:00 p.m.
FRI.	JAN. 23	*UTAH STATE	EVENT CENTER	7:00 p.m.
SUN.	JAN. 25	*NEVADA	EVENT CENTER	2:00 p.m.
Fri.	Jan. 30	*Fresno State	Fresno, Calif.	7:00 p.m.
Sun.	Feb. 1	*Nevada	Reno, Nev.	2:00 p.m.
Fri.	Feb. 6	*Hawaii	Honolulu, Hawaii	7:00 p.m.
SUN.	FEB. 8	*FRESNO STATE	EVENT CENTER	7:00 p.m.
Fri.	Feb. 13	*Boise State	Boise, Idaho	7:00 p.m.
Sun.	Feb. 15	*Idaho	Moscow, Idaho	2:00 p.m.
FRI.	FEB. 20	*LOUISIANA TECH	EVENT CENTER	7:00 p.m.
SUN.	FEB. 22	*NEW MEXICO STATE	EVENT CENTER	7:00 p.m.
FRI.	FEB. 27	*BOISE STATE	EVENT CENTER	7:00 p.m.
Thurs.	March 5	*Utah State	Logan, Utah	7:00 p.m.
Tues.-Sat.	March 10-14	WAC Tournament	Reno, Nev.	

+ Exhibition Game

* WAC Game

Local times listed for all games.



2008-09 San Jose State Women's Basketball Roster

NAME	POS	HT	CLASS	EXP	HOMETOWN/LAST SCHOOL
00 Chasity Shavers	G	5-11	JR	JC	Lewisville, Texas/Tyler Junior College
3 Ashley Brown	G	5-6	JR	JC	Vallejo, Calif./San Joaquin Delta College
4 Sayja Sumler	G	5-9	SO	1V	Oakland, Calif./Oakland Tech HS
5 Aumornai Edinburgh	F	6-0	JR	1V	Sacramento, Calif./San Francisco State
10 Myesha Broaden	P	6-2	FR	HS	Pacoima, Calif./IMG Academies Pendleton School
12 Natalie White	G	5-9	SR	3V	Dubuque, Iowa/Dubuque Senior HS
15 Monique Coble	G	5-9	FR	HS	Oceanside, Calif./Vista HS
21 Christina Calcagno	F	6-1	SO	JC	Windsor, Calif./Orange Coast College
22 Marikah Woodson	F	5-11	FR	HS	Pleasanton, Calif./Foothill HS
25 Shaunna Ridge	F	6-0	JR	JC	Sacramento, Calif./San Joaquin Delta College
32 Dominique Hamilton	C	6-2	FR	HS	Piedmont, Calif./Piedmont HS
33 Kelly Blair	G	6-0	JR	JC	San Luis Obispo, Calif./Cuesta College
34 Zlata Malicevic	C	6-3	FR	RS	San Jose, Calif./Prospect HS

Head Coach: Pam DeCosta (Metropolitan State College, 1991/2nd season)

Assistant Coaches: Jodi Greve (Arkansas, 2001/2nd season)

Brett Studley (Lynn, 2007/2nd season)

Megan Osmer (Lynn, 2006/1st season)

Coordinator of Operations: Angela Gonzaga (Santa Clara, 2004)

Pronunciation Guide

Myesha Broaden	my-EE-sha BROD-in Broad like road
Christina Calcagno	CAL-cog-no
Monique Coble	COH-bull (long O)
Aumornai Edinburgh	AH-mor-nay ed-in-burg
Zlata Malicevic	Z-LAH-tuh MAL-i-cev-itch
Sayja Sumler	SAY-shuh Sumler
Jodi Greve	Jodi GREE-vee





Spartan Coaching Staff



PAM DeCOSTA HEAD COACH

San Jose State second-year head coach Pam DeCosta continues to change the mindset and attitude of the Spartan women's basketball program. She brings a winning attitude and perspective to San Jose State

Already making a difference in the community, DeCosta's team and staff are involved in community service projects. The team works with BAWSI (Bay Area Women's Sports Initiative) on various projects. The players and staff also spend time one day a week at Juvenile Hall, focusing on small group mentoring.

"We have four goals to achieve in building this program," said DeCosta. "First, we need to change the mentality of the community, the campus and the players that being status quo is not ok. Secondly, we have to think everyday that we are going to compete for the WAC Championship and play in the NCAA Tournament. Third, we are going to graduate from San Jose State and excel in the classroom. Finally, we need to make a difference in the community and let people know who we are."

DeCosta came to San Jose State after spending four seasons as the head coach at Lynn University in Boca Raton, Fla. She took a program that had only five wins her first year and produced double-digit wins each of the past three seasons. Her teams had a 100-percent graduation rate and one student-athlete, Sarah Mahan, become just the third player in school history to be named to the ESPN the Magazine Academic All-District team as selected by CoSIDA.



DeCosta's 2006-07 team compiled a 17-11 overall record and a 9-7 mark in the Sunshine State Conference. The Fighting Knights recorded the second-best start in school history with a 10-2 run. They were undefeated in the month of December (6-0) and set a school record for most conference wins.

Her 2005-06 team finished with an 11-17

DeCosta's Coaching Record

Year	Overall Record	School
2007-08	3-28	San Jose State
1 Year	3-28	San Jose State
2006-07	17-11	Lynn
2005-06	11-17	Lynn
2004-05	12-16	Lynn
2003-04	5-22	Lynn
4 Years	45-66	Lynn

Overall 48-94 5 Seasons

DeCosta's Playing Honors

*National Association of
Intercollegiate Athletics
1986 Kodak All-American*

*Rocky Mountain Athletic Conference Sports Hall of Fame
Inducted July 14, 2007*

overall record and a 6-10 SSC mark. DeCosta became the first women's basketball coach in school history to defeat Tampa twice in a season and became the first coach to record wins against every Sunshine State Conference school.

Prior to being named head coach at Lynn, DeCosta was an assistant at the University of Kansas for a total of eight years (1993-96 and 1998-2003). She was responsible for all aspects of recruiting potential student-athletes as well as assisting in scouting opponents, daily practice and individual player development. During her time at Kansas, the Jayhawks won a Big Eight Championship and made five NCAA Tournament appearances, including advancing to the Sweet Sixteen in 1996.

A talented recruiter with strong California connections, DeCosta had success at Kansas recruiting top-notch student-athletes to the program. Her 2003 class ranked 10th in





What Others Are Saying About Pam DeCosta

"San Jose State's hiring of Pam DeCosta for Head Women's Basketball Coach was the quintessential choice for many reasons. While Pam recruited me several years ago to attend the University of Oklahoma, I was struck then by her unique sincerity and positive approach to the student athlete. A terrific person off the court, Pam comes to SJSU with a sharp basketball mind and highly focused work ethic. She is a winner by nature, a motivator by trade, and a leader above all. San Jose State has truly turned up a jewel in Pam DeCosta."

- Stacey Dales, two-time All-American, WNBA star and ESPN analyst

"San Jose State has won the lottery with their selection of Pam DeCosta as head women's basketball coach. Pam helped build our foundation here at Oklahoma with her relentless recruiting efforts. Her work ethic is second to none. Pam is a talented basketball coach, but she is an even better person. She will be an impeccable ambassador for San Jose State University."

- Sherri Coale, University of Oklahoma Head Coach



the country, while her 2002 and 2001 classes both ranked 13th nationally.

In between her stints at Kansas, DeCosta was an assistant coach at the University of Oklahoma under current head coach Sherri Coale. DeCosta was responsible for the recruitment and signing of two-time All-American, and current ESPN college basketball analyst, Stacey Dales.

Before her position at Kansas, DeCosta was the head varsity coach at Denver East High School for the 1992-93 season and led the team to a 5A District Championship and a final 5A state-ranking of ninth.

Following her 1991 graduation from Metropolitan State College (Denver, Colo.) with a bachelor's degree in parks and recreation administration, DeCosta began her collegiate coaching career at her alma mater, serving as an assistant coach and the recruiting coordinator. After two years of recruiting the state's top players, the team achieved its best season in school history.

DeCosta played her college ball at Mesa State College in Grand Junction, Colo. She was a 1986 NAAIA Kodak All-American, a 1986 first team All-District Seven selection and a two-time All-Rocky Mountain Athletic Conference first team pick. DeCosta led the RMAC in scoring and

rebounding during the 1984-85 season. She still ranks in the top-five among Mesa State career leaders in five categories including the season all-time leading rebounder with 1,012 boards. She also led the league in rebounding for the 1985-86 season with 16.8 boards per game. After her collegiate career, she played professionally in Germany.

In July 2007, DeCosta was honored by the RMAC as she was inducted into the conference's Hall of Fame.

DeCosta is a member of the Women's Basketball Coaches Association and the Black Coaches Association.





Spartan Coaching Staff



JODI GREVE
ASSISTANT
COACH

Jodi Greve is in her season as a member of the San Jose State women's basketball staff. Greve is the Spartans' recruiting coordinator and assists with the perimeter players.

Greve joined the Spartans after spending the last four years at Tyler Junior College in Tyler, Texas. In addition to her on-court coaching duties at Tyler, Greve served as academic coordinator, the primary recruiter, and was an instructor in the campus' mathematics and kinesiology departments. Tyler finished eighth in the country during the 2006-07 season and four of the five sophomores earned Division I scholarships, with the fifth earning a scholarship to Division II power Wayne State.

Greve earned her Master's of Education from the University of Montevallo, where she also worked as a

graduate assistant coach for the women's program. She received a Bachelor of Science in Education from the University of Arkansas. Greve played one season of basketball at Odessa Junior College.



BRETT
STUDLEY
ASSISTANT
COACH

Brett Studley is in his second season with the San Jose State women's basketball program, but starts his fourth season as a member of Pam DeCosta's staff.

Studley was a two-year member of DeCosta's staff at Lynn University where he worked primarily with the post players while handling various administrative functions with the program. Studley will serve in the same capacity with the Spartans.

A graduate of Lynn University, Studley received his bachelor's degree in business administration.





MEGAN OSMER ASSISTANT COACH

Megan Osmer reunites with her former coach this year as a member of the San Jose State women's basketball coaching staff. She works with the post players and is in charge of academics for the team.

Osmer played for head coach Pam DeCosta at Lynn University for three seasons (2003-06). Osmer still ranks in the top-five in the Lynn record book in blocked shots with 80, good for second, and in rebounding with 544, fifth all-time. Her senior year, she led the Sunshine State Conference in rebounding with 265, 9.5 per game, and averaged 10.4 points per game. She had 31 blocks that season and shot 71.1 percent from the free throw line.

While at Lynn, Osmer co-hosted a weekly sports show on the campus radio station and was a sports anchor on a weekly television show. She produced "The Sheldon Edwards Story," a 45-minute basketball documentary that was entered in the 2006 Palm Beach Film Festival.

A native of Bellevue, Wash., Osmer started her collegiate career at Michigan State where she played during the 2002-03 season.

After graduating from Lynn, Osmer played from 2006-08 for the Manchester Mystics, a women's team in the United Kingdom. She was selected to the 2007 league All-Star game.

While with the club, she also ran coaching sessions for local boys and girls and was an assistant coach for the Manchester Mystics National League U16B team.

Osmer graduated Cum Laude from Lynn in 2006 with a bachelor of arts degree in communications with a specialization in broadcasting.



ANGELA GONZAGA COORDINATOR OF OPERATIONS

Angela Gonzaga is in her first year as coordinator of operations for the San Jose State women's basketball team. She is responsible for setting up the program calendar, community service program, team travel and various other duties. Gonzaga is also instrumental in the coordination of the Basketball By the Bay Classic.

Gonzaga came to San Jose State from Notre Dame High School in San Jose where she spent the past five years as the Director of Community Service Learning. She developed a student leadership and community service program. While at Notre Dame, Gonzaga served as a basketball coach for six seasons.

Gonzaga also spent most of 2008 as the intern coordinator for the Bay Area Women's Sports Initiative (BAWSI). She mentored student interns and helped plan events to promote and raise awareness and support for women's sports. She is a member of BAWSI's Heritage Circle.

Gonzaga is committed to service, education and providing opportunities for young women. A member of the Women's Basketball Coaches Association, she was on the Steering Committee for the 2008 Pac-10 Women's Tournament. For the past 12 years, Gonzaga has been a part of Midnight Basketball, a program for at-risk youth.

A 2004 graduate of Santa Clara, Gonzaga received her Bachelor of Sciences degree in community studies with an emphasis in urban education and sociology and was a graduating member of Alpha Kappa Delta Honor Society. She then received a Single-Subject Credential in social studies from the University of San Francisco and a Master's of Arts in Teaching in 2005 from USF. She was honored as the Outstanding Teacher Educator Candidate for the Class of 2005 and honored again as a Class Nobel Educator of Distinction in 2006 and 2007.





2008-09 Player Biographies



12
Natalie White
G • 5-9 • SR
Dubuque, Iowa
Dubuque Senior HS

AT SAN JOSE STATE: In her fourth season as a Spartan.

CAREER RANKINGS: Among San Jose State career leaders, is first all-time in free throw percentage at .827...fourth all-time in three-point field goals made at 120...fourth in three-point field goals attempted with 415...11th in field goal attempts with 950...two-time Academic All-WAC honoree.

2007-08: San Jose State's leading scorer and three-point shooter...averaged 16.0 points and 5.8 rebounds per game...scored in double figures in 26 of her 28 games played and 20 or more points in seven games...career-high 27 points at Boise State where she was 8-of-17 from the field and 7-for-8 from the free throw line...25 points at Washington State where she was 9-of-21 from the field and 6-of-15 from three-point range...set the San Jose State single-game three-point field goals attempted record with 15...12 games in her career with 20 or more points...scored 22 points at Nevada where she made a career-best 11 field goals...attempted 17 field goals in that game and shot 64.7 percent from the field...scored 21 points at Fresno State where she was 5-of-10 from three-point range...21 points, eight rebounds and 3 steals against Fresno State in the WAC Tournament...20 points in the win over Idaho and 21 points in a home game against Fresno State...19 points against Pacific and Hawai'i at Cal State Northridge...18 points at Oregon and at Utah State...attempted a career-high 23 field goals against Boise State...made five three-pointers at Oregon...team leader in three-point field goals made at 50 and attempted with 160...career high nine rebounds in two games - Pacific and at CS Northridge...eight rebounds at San Francisco and at Boise State and versus Fresno State...seven rebounds in six games...perfect from the line in 10 games including Pacific, 8-8...career-high five assists at Sacramento State...career-high two blocked shots at Idaho...three steals at Utah State, at Washington State and versus Fresno State...played 42 minutes against Pacific...40 minutes at Fresno State...39 minutes played at Oregon, at Sacramento State and against Fresno State...averaged 35.4 minutes played per game.

2006-07: Played in all 30 games and started 27...led the team in scoring with 371 points, 11.6 per game...scored in double-figures in 22 games and 20 or more points in four games - 21 against CS Northridge, 20 at South Dakota State, against Louisiana Tech and in a win over Utah State...team leader in three-point field goals made with 41 and attempted at 146...made four three-pointers at South Dakota State...averaged 3.2 rebounds pg...eight rebounds against Louisiana Tech... shot 35.8 percent from the field...made nine field goals against CS Northridge, eight against Utah State (2/3) and seven at South Dakota State and versus Louisiana Tech...shot 87.9 percent from the free throw line...15 perfect games from the free throw line...39 assists on the season... six games with three assists...24 steals on the season with three against CS Fullerton...played in 42 minutes against San Francisco and 38 at North Dakota State and versus Santa Clara.

2005-06: Appeared in all 28 games in her first season... started first two games of season...biggest nights came off the bench for SJSU...scored 15 points, including 5-10 from three-point range against Cal (12/8)...scored 21 points in the team's WAC opener at Utah State (1/5)...three steals at Hawai'i (2/25)...four rebounds at New Mexico State (1/28).

HIGH SCHOOL: First team all-state after averaging 24 points, nine rebounds, and two assists per game during the 2004-05 season at Dubuque Senior High School for head coach Kevin Steins...voted Athlete of the Year in 2005...finished her high school career with 1,569 points... lettered in basketball, volleyball, track and field, and tennis...competed at Iowa state track meet three times...played for Wisconsin Playground club team for head coach Jeff Smith.

NATALIE: A radio/television/film major with a minor in communications...would like to go into broadcasting after graduation...enjoys outdoor activities including hiking, camping and horseback riding...an at-large representative to the San Jose State SAAC Executive Council...Natalie Elizabeth White was born on September 26, 1986, in Dubuque, Iowa.

Career Highs

Points	27	vs. Boise State, Feb. 28, 2008
Field Goals	11	vs. Nevada, Jan. 10, 2008
FG Attempts	23	vs. Boise State, Jan. 31, 2008
3 Pt. FGM	6	vs. Washington State, Dec. 16, 2007
3 Pt. FG Att.	15	vs. Washington State, Dec. 16, 2007
Free Throws	9	vs. CSU Northridge, Nov. 30, 2007
Free Throw Att.	10	vs. CSU Northridge, Nov. 30, 2007
Rebounds	9	Two opponents
Assists	5	vs. Sacramento State, Nov. 27, 2007
Blocks	2	vs. Idaho, Mar. 1, 2007
Steals	3	Four opponents
Minutes	42	Two opponents

CAREER STATISTICS

YEAR	G-GS	FG-FGA	PCT	3PM-A	PCT	FT-FTA	PCT	REB	AVG	AST	BS	ST	PTS	AVG
2005-06	28-2	35-135	.259	24-99	.242	14-19	.737	32	1.1	8	3	14	108	3.9
2006-07	32-27	136-380	.358	41-146	.281	58-66	.879	102	3.2	39	1	24	371	11.6
<u>2007-08</u>	<u>28-27</u>	<u>161-435</u>	<u>.370</u>	<u>55-170</u>	<u>.324</u>	<u>71-88</u>	<u>.807</u>	<u>161</u>	<u>5.8</u>	<u>28</u>	<u>7</u>	<u>30</u>	<u>448</u>	<u>16.0</u>
Totals	88-65	332-950	.350	117-415	.282	143-173	.827	295	3.4	75	11	68	927	10.5





2008-09 Player Biographies



5
Aumornai
Edinburgh
 F • 6-0 • JR
 Sacramento, Calif.
 San Francisco State



AT SAN JOSE STATE: Second season at San Jose State.

2007-08: Played in 19 games and started her only game of the year at Utah State...season-best four points scored as she was 4-for-4 from the free throw line at Cal State Bakersfield...added four points and two rebounds at Utah State...scored four points at Idaho where she was 2-for-3 from the floor...scored two points and grabbed two rebounds in 15 minutes played at Cal State Northridge... added one assist, one block and one steal...three rebounds at CS Bakersfield, against Northern Colorado and versus Idaho in the WAC Tournament...two blocks and two assists at Idaho...steals at CS Northridge, at Boise State and Idaho (twice)...season-high 21 minutes played against Idaho in the WAC Tournament.

AT SAN FRANCISCO STATE: Played in 27 games and started nine for the Gators...averaged 3.2 points and 2.5 rebounds per game...made 40 of her 115 field goal attempts...team-best 24 blocks shots...added 11 steals and two assists...scored a season-best 16 points against Seattle Pacific...added 12 points against Cal State LA and 11 points versus CS Bakersfield...seven rebounds against UC Davis and Seattle Pacific.

HIGH SCHOOL: Played at Sheldon High School in Sacramento for head coach Joey Rollings...Gatorade All-American and Academic Scholar Athlete...also ran track.

AUMORNAI: Majoring in art education...would like to run her own elementary school...enjoys ceramics and playing the viola...team representative to the San Jose State SAAC...Aumornai Talitha Cumi Edinburgh was born on January 12, 1988, in Sacramento, Calif.

Career Highs

Points	4	Three opponents
Field Goals	2	Two opponents
FG Attempts	4	Two opponents
Free Throws	4	at CS Bakersfield, 12-6-07
Free Throw Att.	4	at CS Bakersfield, 12-6-07
Rebounds	3	Three opponents
Assists	2	at Idaho, 3-1-08
Blocks	2	at Idaho, 3-1-08
Steals	1	Four opponents
Minutes	21	Idaho, 3-11-08

CAREER STATISTICS

YEAR	G-GS	FG-FGA	PCT	3PM-A	PCT	FT-FTA	PCT	REB	AVG	AST	BS	ST	PTS	AVG
2007-08	19-1	8-32	.250	0-0	.000	4-5	.800	25	1.3	5	10	4	20	1.1






2008-09 Player Biographies



4
Sayja Sumler
G • 5-9 • SO
Oakland, Calif.
Oakland Tech HS



AT SAN JOSE STATE: Second season at San Jose State.

2007-08: Played in all 31 games this season and started 25...averaged 6.1 points and 3.9 rebounds per game... scored a career-high 15 points a the win over Idaho in January...was 7-for-13 from the floor in that game...13 points against Idaho in the first round of the WAC Tournament...recorded her first collegiate double-double with 12 points and 12 rebounds at CS Northridge...added 12 points and four rebounds at Cal State Bakersfield...12 points against Nevada and 10 points against Hawai'i... eight rebounds against Idaho and seven rebounds at Utah State and at New Mexico State...dished out five assists in three games - against Long Beach State, at Utah State and versus Nevada...three assists at Nevada and against Hawai'i, Utah State and New Mexico State...only blocked shot against Idaho...season high four steals against Hawai'i... three steals at Sacramento State, at Fresno State, against Idaho and at Boise State...played 37 minutes against Kansas and Idaho...34 minutes at Sacramento State.

HIGH SCHOOL: Played four seasons at Oakland Tech for head coach Orlando Gray...her senior year, was a first team All-Oakland Athletic League selection, a third team All-East Bay pick and a San Francisco Chronicle All-Metro Honorable Mention East Bay honoree...averaged 14.4 points per game in conference play and helped the team advance to the NorCal semifinals...member of two Division I state championship teams in high school...her sophomore season, hit the game-winning free throw in the title game with 5.3 seconds remaining to give the Bulldogs a 64-63 win over Canyon Springs...played for Lady Bay Area Warriors and head coach Pico Wilburn.

SAYJA: A biology major...would like to be a criminal investigator after graduation...Sayja Yvette Sumler was born on January 18, 1989, in Oakland, Calif.

Career Highs

Points	15	Idaho, 1-24-08
Field Goals	7	Idaho, 1-24-08
FG Attempts	16	at CS Northridge, 11-30-07
3 Pt. FG Att.	1	Seven opponents
Free Throws	7	Idaho, 3-11-08
Free Throw Att.	12	at Utah State, 1-5-08
Rebounds	12	at CS Northridge, 11-30-07
Assists	5	Three opponents
Blocks	1	Idaho, 1-24-08
Steals	4	Hawai'i, 1-19-08
Minutes	37	Two opponents

CAREER STATISTICS

YEAR	G-GS	FG-FGA	PCT	3PM-A	PCT	FT-FTA	PCT	REB	AVG	AST	BS	ST	PTS	AVG
2007-08	31-25	79-222	.356	0-7	.000	38-119	.319	121	3.9	47	1	38	196	6.3





2008-09 Player Biographies



33
Kelly Blair
G • 6-0 • JR
San Luis Obispo, Calif.
Cuesta College

AT SAN JOSE STATE: First season at San Jose State.

JUNIOR COLLEGE: Played the 2007-08 season at Cuesta College for head coach Ed Musolff...averaged a school-record 23.8 points per game...third in the state in scoring among all junior college players...second team 2008 California Community College All-State selection...2008 Western State Conference Player of the Year...set the school and career record for points with 737.

CAL STATE BAKERSFIELD: Played the 2006-07 season for the Roadrunners...averaged 3.1 points and 1.6 rebounds per game...season-high 12 points against Cal Poly Pomona...four rebounds against CS Los Angeles and CS Stanislaus.

HIGH SCHOOL: Four-year letterwinner at Morro Bay High School for head coach Cary Nerelli...four-time first team All-Los Padres Conference selection...first team All-State selection her senior year when she averaged 18 points and 12 rebounds per game...two-time county player of the year...three-time All-CIF selection...set the high school record for career points at 1,556, rebounds with 987 and three-point field goals at 236.

PERSONAL: Majoring in psychology...enjoys dancing and watching movies...father, Rusty, is the head coach at Cuesta College and played at Oregon and professionally in Europe...Kelly Cane Blair was born on November 3, 1988, in Weert, The Netherlands.



10
Myesha Broaden
P • 6-2 • FR
Pacoima, Calif.
IMG Academies

AT SAN JOSE STATE: First season at San Jose State.

HIGH SCHOOL: Played two seasons at the IMG Academies Pendleton School in Bradenton, Fla...averaged 15 points and 12 rebounds her senior year...that team finished the year with a 20-7 record...also played two seasons at Birmingham High School (Van Nuys, Calif.).

PERSONAL: Majoring in psychology with a minor in sociology...likes swimming and watching movies...Myesha Marlyn Broaden was born on March 5, 1989, in Long Beach, Calif.





3
Ashley Brown
G • 5-6 • JR
Vallejo, Calif.
San Joaquin Delta College

AT SAN JOSE STATE: First year at San Jose State.

JUNIOR COLLEGE: Played two seasons at San Joaquin Delta College (Stockton, Calif.) for head coach Gina Johnson...averaged 6.4 points, 2.1 rebounds and 2.4 assists her sophomore year...helped lead the team to a 30-7 record and advance to the Elite 8 State Championships last season...team won two conference titles in her two seasons played.

HIGH SCHOOL: Played at Vallejo High School.

PERSONAL: Majoring in business management...would like to open a business after graduation...enjoys listening to music...Ashley Jacari Brown was born on June 4, 1988, in San Francisco.



21
Christina Calcagno
F • 6-1 • SO
Windsor, Calif.
Orange Coast College

AT SAN JOSE STATE: First season at San Jose State.

JUNIOR COLLEGE: Played the 2006-07 season at Orange Coast College for head coach Mike Thorton...team was 28-4 overall and a perfect 14-0 in the Orange Empire Conference...named to the Athletic Honor Roll...spent the 2007-08 school year at Cuesta College but redshirted the year.

HIGH SCHOOL: Four-year letterwinner at Windsor High School for head coach Joe Passalacqua...four-time first team All-Sonoma County League selection...two-time MVP of the SCL...All-Metro selection...played for the Santa Rosa Gym Rats...also lettered three years in volleyball.

PERSONAL: Majoring in health science with a minor in kinesiology...would like to travel in Europe after graduation...enjoys camping, hiking and being outdoors... Christina Adele Calcagno was born on March 25, 1988, in Santa Rosa, Calif.





2008-09 Player Biographies



15
Monique Coble
G • 5-9 • FR
Oceanside, Calif.
Vista HS

AT SAN JOSE STATE: First year at San Jose State.

HIGH SCHOOL: Four-year player at Vista High School for head coach Jenny Dillon...first team All-Avocado League her senior year...second team all-league her junior year...averaged 19 points her senior year.

MONIQUE: Undecided on her major...enjoys swimming and being with her family...youngest of five children...older sister Jacqueline plays basketball at UC Riverside... Belinda Monique Coble was born on July 7, 1989, in San Pedro, Calif.



32
Dominique Hamilton
C • 6-2 • FR
Piedmont, Calif.
Piedmont HS

AT SAN JOSE STATE: First season at San Jose State.

HIGH SCHOOL: Two-year starter at Piedmont High School for head coach Bryan Gardere...second team All-Bay Shore Athletic League selection her senior year...honorable mention all-league her junior year...averaged 15 points and 19 rebounds her senior year and 13.5 points, 14.6 rebounds and 1.7 blocks her junior year...played in the Sacramento vs. Bay All-Star Game...played club for the Bay Area Lady Warriors and the North Coast Express.

DOMINIQUE: Undecided on her major...enjoys shopping and listening to music...Dominique Adreana Hamilton was born on October 9, 1990, in Oakland.





34
Zlata
Malicevic
C • 6-3 • FR
San Jose, Calif.
Prospect HS

AT SAN JOSE STATE: Second season at San Jose State.

2007-08: Redshirted the season.

HIGH SCHOOL: Lettered in basketball at Prospect High School in San Jose, for head coach John Melvin...two-time first team All-Blossom Valley Athletic League – West Valley Division selection...also lettered in volleyball.

ZLATA: Majoring in psychology...would like to live Europe after graduation...enjoys shopping and writing poetry...Zlata Malicevic was born on April 18, 1989, in Sanski Most, Bosnia.



25
Shaunna
Ridge
F • 6-0 • JR
Sacramento, Calif.
San Joaquin Delta College

AT SAN JOSE STATE: First year at San Jose State.

JUNIOR COLLEGE: Played two seasons at San Joaquin Delta College (Stockton, Calif.) for head coach Gina Johnson...third team CCCAA All-State selection her sophomore year...averaged 11.2 points, 8.9 rebounds 2.8 steals and 2.2 blocks per game...led the Big 8 Conference in blocked shots...helped lead the team to a 30-7 record and advance to the Elite 8 State Championships her sophomore year...team won two conference titles in her two seasons played.

HIGH SCHOOL: Three-year letterwinner at El Camino High School (Sacramento) for head coach Bill Baxter...two-time All-Capital Athletic League honoree...team won the 2006 Sac-Joaquin Section III Championship...also letter two years in soccer.

PERSONAL: A communications major...would like to travel and study abroad after graduation... enjoys coaching... Shaunna Janelle Ridge was born on July 25, 1988, in Sacramento, Calif.





2008-09 Player Biographies



00
Chasity Shavers
G • 5-11 • JR
Lewisville, Texas
Tyler JC

AT SAN JOSE STATE: First season at San Jose State.

JUNIOR COLLEGE: Played two seasons at Tyler (Texas) Junior College for head coach Trenia Tillis-Jones...first team All-Region XIV selection her sophomore year...averaged 10.4 points, 3.5 rebounds and 1.6 assists last season...second on the team in three-point field goals made with 39...led the conference in three-point percentage...freshman season, coached by current assistant Jodi Greve who was at Tyler...that team played at the NJCAA Division I National Tournament.

HIGH SCHOOL: Lettered in basketball at Lewisville High School for head coach Charlotte Jones.

PERSONAL: A health science major with a minor in kinesiology...would like to go to physical therapy school after graduation...enjoys playing Playstation and Xbox in her free time...Chasity Michele Shavers was born on September 5, 1987.



00
Marikah Woodson
F • 5-11 • FR
Pleasanton, Calif.
Foothill HS

AT SAN JOSE STATE: First season at San Jose State.

HIGH SCHOOL: Played basketball at Foothill High School and head coach Nicole Lynch...second team All-East Bay Athletic League selection her senior year.

PERSONAL: Liberal arts major...would like to teach kindergarten or open a day care after graduation...enjoys drawing and listening to music...daughter of Rod Woodson, an 11-time Pro Bowl honoree and a member of the Super Bowl XXXV champion Baltimore Ravens...Marikah Shardea Woodson was born on August 13, 1990, in Pittsburgh, Pa.



Radio/TV Roster



00
Chasity Shavers
 5-11, G, JR
 Lewisville, Texas



3
Ashley Brown
 5-6, G, JR
 Vallejo, Calif.



4
Sayja Sumler
 5-9, G, SO
 Oakland, Calif.



5
Aumornai Edinburgh
 6-0, F, JR
 Sacramento, Calif.



10
Myesha Broaden
 6-2, P, FR
 Pacoima, Calif.



12
Natalie White
 5-9, G, SR
 Dubuque, Iowa



15
Monique Coble
 5-9, G, FR
 Oceanside, Calif.



21
Christina Calcagno
 6-1, F, SO
 Windsor, Calif.



22
Marikah Woodson
 5-11, F, FR
 Pleasanton, Calif.



25
Shaunna Ridge
 5-10, F, JR
 Sacramento, Calif.



32
Dominique Hamilton
 6-2, C, FR
 Piedmont, Calif.



33
Kelly Blair
 6-0, G, JR
 San Luis Obispo, Calif.



34
Zlata Malicevic
 6-3, C, FR
 San Jose, Calif.



Pam DeCosta
 Head Coach



Jodi Greve
 Assistant Coach



Brett Studley
 Assistant Coach



Megan Osmer
 Assistant Coach



Angela Gonzaga
 Coordinator of
 Operations



2007-08 Final Statistics

Player	GP-GSMIN	FG FGA	Pct	3FG3FGA	Pct	FT FTA	Pct	O-D-TOTAVGPF-FO	A TO BL	STPTS	AVG
Natalie White	28-27	991 161 435	.370	55 170	.324	71 88	.807	46-115-161	5.8 56-1	28 82 7 30	448 16.0
WAC Only	13-12	461 82 221	.371	25 75	.333	33 41	.805	14-51-65	5.0 28-0	12 46 5 15	222 17.1
Brittany Powell	31-26	800 115 233	.494	0 1	.000	37 57	.649	53-111-164	5.3 94-8	30 61 33 37	267 8.6
WAC Only	16-15	432 55 119	.462	0 1	.000	24 35	.686	25-55-80	5.0 50-4	14 38 17 24	134 8.4
Myosha Barnes	31-6	624 85 213	.399	3 14	.214	58 107	.542	17-55-72	2.3 56-1	79 114 0 29	231 7.5
WAC Only	16-2	341 44 117	.376	1 6	.167	34 68	.500	10-25-35	2.2 26-0	41 58 0 19	123 7.7
Breana Fields	4-1	59 11 25	.440	3 6	.500	2 4	.500	3-6-9	2.3 6-0	4 9 1 5	27 6.8
Christine Martin	31-15	709 73 201	.363	26 68	.382	31 42	.738	38-71-109	3.5 71-0	18 69 5 18	203 6.5
WAC Only	16-4	350 40 110	.364	19 47	.404	8 13	.615	18-34-5	3.3 41-0	8 39 2 12	107 6.7
Sayja Sumler	31-25	771 79 222	.356	0 7	.000	38 119	.319	64-57-121	3.9 96-7	47 94 1 38	196 6.3
WAC Only	16-15	414 43 114	.377	0 4	.000	18 63	.286	34-28-62	3.9 54-2	34 47 1 22	104 6.5
Alisha Hicks	26-9	480 44 118	.373	5 23	.217	35 53	.660	37-71-108	4.2 47-2	36 62 15 42	128 4.9
WAC Only	15-5	281 21 49	.429	3 9	.333	22 30	.733	22-38-60	4.0 28-1	25 39 7 23	67 4.5
Emily Nichols	30-0	336 48 122	.393	42 107	.393	6 61	1.000	5-15-20	0.7 11-0	3 13 0 3	144 4.8
WAC Only	15-0	170 25 56	.446	23 50	.460	3 31	1.000	1-5-6	0.4 7-0	1 7 0 2	76 5.1
Brittany Imaku	30-27	771 37 119	.311	4 25	.160	19 35	.543	27-60-87	2.9 97-5	133 88 0 58	97 3.2
WAC Only	15-15	426 20 65	.308	3 15	.200	14 21	.667	16-35-51	3.4 50-2	68 48 0 32	57 3.8
Tamiko Davis	21-15	368 28 65	.431	0 1	.000	5 11	.455	39-41-80	3.8 35-0	13 29 8 12	61 2.9
WAC Only	13-11	229 17 40	.425	0 0	.000	4 8	.500	25-20-45	3.5 26-0	5 16 5 8	38 2.9
Jamie Hall	12-3	169 10 30	.333	0 3	.000	7 13	.538	13-26-39	3.3 36-2	9 25 2 5	27 2.3
A. Edinburgh	19-1	169 8 32	.250	0 0	.000	4 5	.800	9-16-25	1.3 26-0	5 12 10 4	20 1.1
WAC Only	12-1	96 5 18	.278	0 0	.000	0 1	.000	5-7-12	1.0 18-0	3 7 7 2	10 0.8
Rose Thompson	2-0	3 0 0	.000	0 0	.000	0 0	.000	0-1-1	0.5 1-0	0 1 0 0	0 0.0
Team								5 64	117 2 15		
WAC Only								31 33	64 1 8		
Total	31	6250 699 1815	.385	138 425	.325	313 540	.580	404-709-1113	35.9 634-26	405 674 82 281	1849 59.6
WAC Only	16	3200 352 909	.387	74 207	.357	160 283	.565	201-331-532	33.2 329-9	211 353 44 159	938 58.6
Opponents	31	6250 794 1818	.437	161 440	.366	472 704	.670	420-817-1237	39.9524-461	612110 283 2221	71.6
WAC Only	16	3200 410 902	.455	80 217	.369	249 362	.688	206-416-622	38.9 263-2	32 336 68	145
1149	71.8										

Score by Periods	1st	2nd	OT	Totals
San Jose State	866	965	18	1849
Opponents	1081	1115	25	2221

Score by Periods - WAC games	1st	2nd	Totals
San Jose State	438	500	938
Opponents	569	580	1149

2007-08 Results



Date	Opponent	Score	W/L	Att.	High Points	High Rebounds	
11/10/07	at Oregon	32-67	L	2856	Natalie White	18 Christine Martin	8
11/13/07	CAL POLY	70-74	L	516	Natalie White	14 Alisha Hicks	9
11/17/07	at Cal State Fullerton	68-80	L	197	Breana Field	16 Alisha Hicks, Breana Fields	7
11/20/07	PACIFIC	74-75	LOT	378	Brittany Powell	23 Alisha Hicks	11
11/23/07	LONG BEACH STATE	60-64	L	303	Natalie White	17 Brittany Powell, Natalie White	7
11/27/07	at Sacramento State	57-60	L	225	Natalie White	18 Christine Martin, Natalie White	7
11/30/07	at Cal State Northridge	59-55	W	178	Natalie White	19 Sayja Sumler	12
12/06/07	at CSU Bakersfield	66-89	L	407	Natalie White	13 Natalie White, Tamiko Davis	7
12/09/07	at San Francisco	51-74	L	319	Natalie White	11 Natalie White	8
12/16/07	at Washington State	72-78	LOT	314	Natalie White	25 Tamiko Davis	9
12/19/07	KANSAS	52-59	L	613	Natalie White	10 Natalie White	7
12/21/07	at Santa Clara	58-78	L	458	Myosha Barnes	10 16 Brittany Powell, Christine Martin	6
12/28/07	N. COLORADO	46-69	L	347	Brittany Powell	16 Brittany Powell	6
01/05/08	*at Utah State	58-68	L	513	Natalie White	18 Natalie White, Sayja Sumler	7
01/10/08	*at Nevada	51-72	L	331	Natalie White	22 Brittany Powell	8
01/19/08	*HAWAII	54-70	L	412	Natalie White	19 Brittany Powell	5
01/22/08	*at Fresno State	63-81	L	2173	Natalie White	21 Brittany Powell, Natalie White	5
01/24/08	*IDAHO	53-46	W	328	Natalie White	20 Sayja Sumler	8
01/26/08	*FRESNO STATE	65-83	L	512	Natalie White	21 Brittany Powell	5
01/31/08	*BOISE STATE	51-78	L	282	Christine Martin	19 Brittany Powell	7
02/02/08	*at New Mexico State	60-71	L	2184	Natalie White	11 Tamiko Davis, Sayja Sumler	7
02/07/08	*NEVADA	62-78	L	583	Sayja Sumler	12 Christine Martin, Christine	8
02/14/08	UTAH STATE	60-61	L	238	Emily Nichols	12 15 Alisha Hicks, Brittany Imaku	6
02/16/08	*at Louisiana Tech	54-70	L	1653	Emily Nichols	15 Brittany Imaku	7
02/21/08	*NEW MEXICO STATE	65-81	L	405	Myosha Barnes	17 Brittany Powell	7
02/23/08	*at Hawaii	47-61	L	1544	Natalie White	15 Natalie White	5
02/28/08	*at Boise State	65-74	L	897	Natalie White	27 Brittany Powell	9
03/01/08	*at Idaho	66-77	L	422	Brittany Powell	17 Brittany Powell	8
03/08/08	*LOUISIANA TECH	64-78	L	412	Brittany Powell	17 Natalie White	6
03/11/08	%vs Idaho	70-63	W	4384	Alisha Hicks	19 Alisha Hicks	10
03/12/08	%vs Fresno State	76-87	L	1618	Natalie White	21 Brittany Powell	10

* = WAC game

% = WAC Tournament, Las Cruces, N.M.

RECORD:	OVERALL	HOME	AWAY	NEUTRAL
ALL GAMES	3-28	1-12	1-15	1-1
CONFERENCE	1-15	1-7	0-8	0-0
NON-CONFERENCE	2-13	0-5	1-7	1-1



Game-by-Game Points-Rebounds-Assists

Opponent	Thompson	Sumler	Edinburgh	White	Martin.	Barnes	Hicks
at Oregon	DNP	5-3-1	DNP	18-5-0	0-8-0	0-0-2	7-5-1
CAL POLY	DNP	4-3-0	DNP	14-7-2	8-5-1	6-2-2	10-9-3
at CS Fullerton	DNP	0-0-0	DNP	11-6-1	11-6-1	3-0-2	7-7-2
PACIFIC	DNP	0-0-0	DNP	19-9-4	10-4-0	11-3-2	6-11-0
LONG BEACH STATE	DNP	6-6-5	DNP	17-7-0	16-6-1	4-0-4	0-1-1
at Sacramento State	0-1-0	6-6-1	DNP	18-7-5	8-7-2	7-5-3	DNP
at CS Northridge	0-0-0	12-12-1	2-2-1	19-9-1	0-1-0	10-4-2	DNP
at CSU Bakersfield	DNP	12-4-1	4-3-0	13-7-1	8-2-0	8-0-2	DNP
at San Francisco	DNP	6-5-0	0-2-0	11-8-0	4-1-0	6-1-3	DNP
at Washington State	DNP	8-1-0	DNP	25-4-2	7-1-2	3-3-1	0-2-0
KANSAS	DNP	8-6-1	DNP	10-7-0	4-4-1	10-1-1	0-1-0
at Santa Clara	DNP	3-1-0	2-0-0	14-5-0	4-6-0	16-5-3	0-0-1
N. COLORADO	DNP	5-4-1	2-3-0	4-1-0	5-3-1	8-5-4	2-0-1
at Utah State	DNP	9-7-5	4-2-0	18-7-1	4-0-0	5-0-1	0-4-1
at Nevada	DNP	3-5-3	DNP	22-5-1	0-2-0	10-1-2	0-0-0
HAWAII	DNP	10-4-3	0-0-0	19-4-0	4-1-0	6-1-2	0-1-2
at Fresno State	DNP	1-2-2	DNP	21-5-2	7-3-1	11-2-3	6-4-1
IDAHO	DNP	15-8-2	0-1-0	20-3-0	5-0-0	0-5-2	4-4-2
FRESNO STATE	DNP	8-4-0	DNP	21-3-0	0-1-0	14-3-2	6-4-2
BOISE STATE	DNP	5-1-1	0-0-0	12-5-2	19-3-1	0-2-2	7-6-2
at New Mexico State	DNP	7-7-0	0-0-0	11-6-1	8-5-1	9-1-1	10-3-1
NEVADA	DNP	12-5-5	2-0-0	DNP	8-8-1	12-2-3	DNP
UTAH STATE	DNP	8-3-3	0-1-0	DNP	13-5-1	7-4-5	5-6-1
at Louisiana Tech	DNP	4-1-1	0-1-0	DNP	7-3-1	4-2-3	4-4-1
NEW MEXICO STATE	DNP	5-6-3	DNP	8-4-1	11-5-0	17-1-4	7-6-2
at Hawaii	DNP	3-4-0	0-1-0	15-5-0	0-1-0	6-3-3	4-4-2
at Boise State	DNP	8-1-2	0-2-1	27-8-1	7-6-1	6-3-2	5-6-5
at Idaho	DNP	2-1-2	4-2-2	16-4-1	2-5-0	10-1-3	3-3-1
LOUISIANA TECH	DNP	4-3-2	0-2-0	12-6-2	12-4-1	6-4-3	6-5-2
vs Idaho	DNP	13-5-1	0-3-0	12-6-0	2-3-0	10-6-2	19-10-2
vs Fresno State	DNP	4-3-1	0-0-1	21-8-0	9-0-1	6-2-5	10-2-0
Opponent	Nichols	Imaku	Powell	Fields	Davis	Hall	

at Oregon	0-1-0	0-2-1	0-2-1	0-0-1	DNP	2-5-0	
CAL POLY	3-1-0	6-1-5	4-5-1	11-2-2	DNP	4-0-0	
at Cal State Fullerton	0-1-1	4-4-4	14-5-1	16-7-1	DNP	2-2-0	
PACIFIC	3-0-1	2-3-8	23-10-2	0-0-0	DNP	0-3-1	
LONG BEACH STATE	6-0-0	0-1-2	11-7-3	DNP	DNP	0-5-2	
at Sacramento State	3-1-0	2-2-2	9-5-0	DNP	4-5-0	0-4-1	
at CS Northridge	0-2-0	3-6-7	6-7-0	DNP	0-2-0	7-10-1	
at CSU Bakersfield	11-1-0	0-1-7	0-3-1	DNP	6-7-2	4-4-1	
at San Francisco	0-0-0	9-4-6	7-3-0	DNP	4-7-1	4-2-0	
at Washington State	15-2-0	3-2-7	5-8-3	DNP	4-9-3	2-2-3	
KANSAS	8-0-0	6-1-1	2-2-1	DNP	2-2-1	2-2-0	
at Santa Clara	3-1-0	4-0-2	10-6-0	DNP	2-1-0	0-0-0	
N. COLORADO	3-1-0	0-2-3	16-6-2	DNP	1-2-1	DNP	
at Utah State	3-0-0	2-3-4	9-1-1	DNP	4-5-0	DNP	
at Nevada	3-0-0	0-1-5	5-8-1	DNP	8-7-1	DNP	
HAWAII	0-0-0	7-2-6	8-5-2	DNP	0-2-2	DNP	
at Fresno State	DNP	7-4-6	10-5-0	DNP	0-0-0	DNP	
IDAHO	5-0-0	0-3-6	2-7-3	DNP	2-3-1	DNP	
FRESNO STATE	0-0-0	4-3-6	10-5-3	DNP	2-0-0	DNP	
BOISE STATE	3-0-0	3-0-2	2-7-1	DNP	0-0-1	DNP	
at New Mexico State	3-0-0	3-4-1	6-1-0	DNP	3-7-0	DNP	
NEVADA	8-1-0	5-4-2	6-1-0	DNP	9-7-0	DNP	
UTAH STATE	15-1-0	3-6-3	7-6-0	DNP	2-3-0	DNP	
at Louisiana Tech	15-2-1	6-7-6	12-5-0	DNP	2-3-0	DNP	
NEW MEXICO STATE	0-0-0	DNP	13-7-2	DNP	4-4-0	DNP	
at Hawaii	9-1-0	4-1-6	4-3-0	DNP	2-4-0	DNP	
at Boise State	6-0-0	0-2-3	6-9-0	DNP	DNP	DNP	
at Idaho	6-1-0	6-6-6	17-8-0	DNP	DNP	DNP	
LOUISIANA TECH	0-0-0	7-5-6	17-2-1	DNP	DNP	DNP	
vs Idaho	7-3-0	1-3-1	6-5-1	DNP	DNP	DNP	
vs Fresno State	6-0-0	0-4-9	20-10-0	DNP	DNP	DNP	

2007-08 Team Game-By-Game Statistics




Opponent	W/L	FG-FGA	Pct	3FG-FGA	Pct	FT-FTA	Pct	Off	Def	Tot	PF	A	TO	Blk	Stl	Pts.
at Oregon	L	11-58	.190	6-16	.375	4-13	.308	14	23	37	18	7	20	5	7	32
CAL POLY	L	29-68	.426	5-18	.278	7-12	.583	10	27	37	25	16	23	5	11	70
at Cal State Fullerton	L	28-62	.452	2-13	.154	10-13	.769	14	30	44	25	13	24	5	3	68
PACIFIC	Lot	29-81	.358	3-22	.136	13-19	.684	23	20	43	20	18	23	1	19	74
LONG BEACH ST.	L	21-62	.339	7-18	.389	11-14	.786	13	23	36	17	18	19	3	5	60
at Sacramento State	L	23-68	.338	2-16	.125	9-14	.643	23	27	50	23	14	15	1	7	57
at CS Northridge	W	21-59	.356	0-7	.000	17-25	.680	19	40	59	23	13	27	2	7	59
at CSU Bakersfield	L	26-57	.456	4-16	.250	10-20	.500	13	24	37	15	15	25	2	4	66
at San Francisco	L	18-47	.383	2-9	.222	13-21	.619	10	23	33	20	10	27	1	6	51
at Washington State	Lot	28-63	.444	12-28	.429	4-11	.364	14	26	40	24	21	29	1	11	72
KANSAS	L	22-57	.386	4-10	.400	4-15	.267	12	16	28	17	6	14	0	9	52
at Santa Clara	L	20-56	.357	4-7	.571	14-19	.737	10	20	30	14	6	20	1	5	58
N. COLORADO	L	17-48	.354	3-14	.214	9-20	.450	9	19	28	23	13	17	2	7	46
at Utah State	L	21-57	.368	6-10	.600	10-24	.417	20	18	38	17	13	24	1	14	58
at Nevada	L	23-51	.451	1-5	.200	4-9	.444	11	22	33	19	13	31	3	7	51
HAWAII	L	24-56	.429	2-13	.154	4-8	.500	6	17	23	18	17	22	2	14	54
at Fresno State	L	23-55	.418	8-16	.500	9-20	.450	9	18	27	18	15	18	1	16	63
IDAHO	W	19-50	.380	6-12	.500	9-15	.600	12	25	37	17	16	24	4	10	53
FRESNO STATE	L	27-62	.435	3-11	.273	8-12	.667	9	20	29	23	13	21	2	10	65
BOISE STATE	L	19-64	.297	7-17	.412	6-11	.545	10	17	27	22	12	19	1	11	51
at New Mexico State	L	17-52	.327	3-16	.188	23-35	.657	13	25	38	26	5	19	3	7	60
NEVADA	L	24-48	.500	2-7	.286	12-21	.571	9	22	31	18	11	26	3	5	62
UTAH STATE	L	22-62	.355	9-20	.450	7-16	.438	19	18	37	17	13	15	0	8	60
at Louisiana Tech	L	22-55	.400	7-16	.438	3-13	.231	10	22	32	26	13	21	6	8	54
NEW MEXICO STATE	L	20-50	.400	3-9	.333	22-37	.595	12	23	35	24	12	26	4	13	65
at Hawaii	L	17-65	.262	4-17	.235	9-12	.750	20	11	31	25	11	23	0	14	47
at Boise State	L	23-61	.377	6-20	.300	13-17	.765	14	30	44	21	15	24	1	8	65
at Idaho	L	25-58	.431	3-9	.333	13-19	.684	13	20	33	23	15	20	6	8	66
LOUISIANA TECH	L	26-63	.413	4-9	.444	8-14	.571	14	23	37	15	17	20	7	6	64
vs Idaho	W	23-61	.377	3-13	.231	21-32	.656	12	36	48	20	7	17	4	10	70
vs Fresno State	L	31-59	.525	7-11	.636	7-9	.778	7	24	31	21	17	21	5	11	76
San Jose State		699-1815	.385	138-425	.325	313-540	.580	404	709	1113	634	405	674	82	281	1849
Opponents		794-1818	.437	161-440	.366	472-704	.670	420	817	1237	524	461	612	110	283	2221

2007-08 Individual Game Highs

POINTS	27	Natalie White, at Boise State, 2/28
FG MADE	11	Natalie White, at Nevada, 1/10
FG ATTEMPTS	11	Brittany Powell vs. Pacific, 11/20
FG ATT	23	Natalie White, at Boise State, 2/28
FG PCT	833 (5-6)	Brittany Powell, vs. Fresno St., 1/26
3 PT FG MADE	6	Natalie White, at Washington St., 12/16
3 PT FG ATT	15	Natalie White, at Washington St., 12/16
FT MADE	9	Natalie White, at CS Northridge, 11/30
FT ATT	12	Myosha Barnes, vs. New Mexico St., 2/21
	12	Sayja Sumler, at Utah State, 1/5
FT PCT	1.000 (8-8)	Natalie White, vs. Pacific, 11/20
REBOUNDS	12	Sayja Sumler, at CS Northridge, 11/30
ASSISTS	9	Brittany Imaku, vs. Fresno State, 3/12
STEALS	8	Alisha Hicks, vs. Pacific, 11/20
BLOCKED SHOTS	4	Brittany Powell, vs. La. Tech, 3/8
	4	Brittany Powell, vs. Cal Poly, 11/13
	4	Brittany Powell, at Oregon, 11/10

2007-08 Team Game Highs

POINTS	76	vs. Fresno State, 3/12
FIELD GOALS MADE	31	vs. Fresno State, 3/12
FG ATTEMPTS	81	vs. Pacific, 11/20
FG PCT	525 (31-59)	vs. Fresno State, 3/12
3 PT FG MADE	12	at Washington St., 12/16
3 PT FG ATTEMPTS	28	at Washington St., 12/16
3 PT FG PCT	636 (7-11)	vs. Fresno State, 3/12
FT MADE	23	at New Mexico St., 2/21
FT ATTEMPTS	37	at New Mexico St., 2/21
FT PCT	786 (11-14)	vs. Long Beach St., 11/23
REBOUNDS	59	at CS Northridge, 11/30
ASSISTS	21	at Washington St., 12/16
STEALS	19	vs. Pacific, 11/20
BLOCKED SHOTS	7	vs. Louisiana Tech, 3/8

A black and white photograph of several hands stacked on top of each other in a pyramid shape, symbolizing teamwork and support. The hands are of various skin tones and are positioned against a dark background.

Those who are great don't have an offseason.

Greatness is achieved through hours in the weight room and on the court.

Greatness is never settling for the status quo and going beyond what is expected of you.

Greatness is the new standard of excellence we have set for our schools, for our student-athletes, and for ourselves.


Be Great. Play Up.

WESTERN ATHLETIC CONFERENCE BASKETBALL

BOISE STATE • FRESNO STATE • HAWAI'I • IDAHO • LOUISIANA TECH
NEVADA • NEW MEXICO STATE • SAN JOSE STATE • UTAH STATE



Record Book



*Lamisha
Augustine*



All-Time Roster

-A--B--C-

Elea A'Giza2001-02
Lora Alexander1989-90
Ashley Alipate2006
Terry Anderson1975
Monet Andrews2002
Diane Augmon1983
Lamisha Augustine2002-06
Elinor Banks1978-81
Myosha Barnes2006-08
Kathleen Barrett1996-99
Jeanette Bean1983
Marianne Belgen1982
Lee Bernardino1978-79
Jennifer Biondi1985
Sherri Boone1986
Jessica Borello2001
Lindy Boretti1977
Vicki Boyd1975
Chantelle Brazzel1999-2000
Mary Brennan1985-86
Sheila Brewer1992
Hulett Brooks1990, 1992-94
Marilyn Brown1991
Sheila Brown1981-84
Shemekia Brown1992-95
Daphne Brownson1992-95
Shana Buchanan2001
Jackie Burress1983
Denise Burtis1980-81
Danna Campbell1997-98
Sarah Cantway1996
Suzanne Carlos1975
La Tasha Causey1988-90, 1992
Chrissy Chang1994
Rhoda Chew1982-85
Stephanie Childs1991-92
Donna Clark1984

-D--E--F-

Celina Dagnino1998-2000
Dafina Dailey1999
Tamiko Davis2007-08
Adia Dawson1995-96, 98
Susan Day1978-80
Gail Dennis1995-96
Phyllis DiGeronimo1988-89
Crissy DiLuzio2000
Sandra Dorsey1975
Patty Duke1987
Cindy Durio1976
Connie Ebanez1978
Aumornai Edinburgh2008
Wendy Elvord1982
Brenda Farley1985
Breana Fields2006
Kayla Forster2003-04
Dana Foster1983-86
Toni Foster1977
Lisa Fraser1979

-G--H--I-

April Gafford1986-87
Cindy Galarza1981-82
Winnia Gazaway1979-82
Nica Gemo2004-05



Elea A'Giza was second on the team in scoring in 2001-02. She played at San Jose State for two seasons and was named a WAC Player of the Week during the 2001-02 season.

Rochell Gentry1975
Kristine Germone1988
Megan Gluhan1998-2000
Chris Gonzales1976
Michelle Gossman1995
Roxane Grayson1980-81
Amber Hall2006-07
Jaime Hall2006-07
Sally Halvorson1977-79
Jana Ham1976
Shatiqua Hampton1996
Michelle Hanson1997-98
Rhonda Hanson1978
Lindsay Harris2004-05
Lois Harris1999-2000
Tiffany Hearn2003
Melissa Henderson2003
Wanda Henderson1975
Joanne Hernandez1982-83
Alisha Hicks2006-08
Janie Hillyer1975-78
Judy Hillyer1975-76
Lori Hoffman1977
Lori Hogen1975-76
Lori Holder1984
Cheryl Hooper1984
Rebecca Hunt1995-96
La'Trese Hunter1989-90
Diseph Igoni2001
Lisa Imahara1987
Brittany Imaku2006, 08
Kim Inman1985-86
Erin Irving1996-98
LaDonna Irving1992-95


-J--K--L-

Amber Jackson2005-06
Lynette Jacobs2007
Cathy Johnson1977
Debbie Johnson1978-80, 1982

Kendra Johnson1987
Natasha Johnson1996-2000
Rachel Johnson1999
Teddi Johnson1986-89
Bridgette Jones1986
Dana Jones1988-91
Myiesha Jones2001
Jessica Kellogg2001-05
Barbara Kelly1976-77
Monica Kerns1991
Liz Keough1977
Jan Khamashta1978
Bernadette Knight1993-94
Elaina Knight1996
Roberta Lawson1984-85
Elana Layton1978
Mary Beth Ledesma1984-85,1987-88
Cathy Lee1977
Lisa Little1993
Patti Lindh1976

-M--N--O-

Tenecia Macon2003
Debbie Malchow1975
Christine Martin2008
Karen Mason1978-81
Jane Masunagu1975-76
Patti McBride1975-76
Dominica McCord1993-95
Renee McFarland1997
Aisha McGee1999
Ranice McGee1977
Erica McGlaston2004-05
Cindy McGovern1977
Tiffany McKneely2004
Pam McNelis1988
Heather McPherson1990
Julie Meeks1975



Kim Miller was a two-year letterwinner at San Jose State and led the team in assists with 103 in 1996-97.

All-Time Roster



Patty Meiner	1988-90
Kim Miller	1996-97
Danielle Mirante	1994-95
Noelle Mitchell	1975-76
Angela Modin	1998-99
Tricia Montgomery	1992-93
Chris Mooring	1977
Brittany Morris	2004-06
Sabrina Murphy	2005-06
Emily Nichols	2008
Linda Nichols	1976
Kimberly Noble	2005
Raylene Ochoa	1976-79
Gayle Olsen	1985
Ciara Omar	1999
Madeline Orr	1976

-P--R-

Jodi Page	1989-90
Kylie Page	1996
Lori Palmquist	1975
Atari Parker	2001-02
Tina Parrott	1987
Mary Pasek	1975
Sandy Pearsall	1977
Joanne Peixoto	1975-76
Pam Pember	1991-92
Monica Pepple	1977
Liliana Perez	1988
Jan Peterson	1977
Sheryl Peterson	1975
Robin Poppoff	1975
Brittany Powell	2007-08
Nikki Prescott	2002-03
Mandy Purnell	1978
Peggy Rambeau	1988
Diana Ramirez	1976
Regina Ramirez	1980
Maya Rawls	1993-95



MiaTonya Smith played two seasons at San Jose State. She led the Spartans in blocked shots with 22 during the 2001-02 season.



Teoma Taylor played in 113 games at San Jose State from 2001-04. She grabbed 19 rebounds against Boise State on January 2, 2003.

Autumn Reede	1999
Gayle Rennek	1976
Allania Reynolds	
Theresa Ribera	1975
Heather Ridnour	1998
Kerry Rosenberg	1975

-S-

Sandi Satre	1979-81
Sonya Satre	1978
Rozlan Saunders	1980
Katie Schneider	2001-02
Carol Scott	1975
Gretchen Seeley	1993-94
Lindsay Shank	1975
Kim Sheehy	2003
Christina Shoaf	2006
Maria Silverio	1991
Kim Skaggs	1989-92
Renee Simmons	1978
LaTanya Simmons	1983-84
Amy Smith	1994
Ayana Smith	1995-96, 98-99
Chaunita Smith	2002-03
Danada Smith	2001
Japora Smith	1985
Juliana Smith	2000
Karen Smith	1989-92
LaVerne Smith	1984
MiaTonya Smith	2001-02
Chris Snyder	1989, 1991
Jan Spalding	1976-78
Sasha Spalding	1996-2000
Natalie St. Mary	1982-83
Vickie Stanbridge	1975
Kari Steele	1994-97
Joyce Stewart	1986-88

Shari Stoulil	1984
Dana Stout	1975
Bernadette Sufflé	2000
Sayja Sumler	2008
Teri (Palmer) Swarbrick	1977, 1980

-T--U--V-

Tatiana Taylor	2001-04
Teoma Taylor	2001-04
Johnnie Thomas	1987-88
Robin Thompson	1981-84
Wanda Thompson	1978-81
Tamara Tigue	1987, 1989-90
Pam Trombatore	1976
Chenne Tuimoloau	2004
Cathy Turner	1979
Joi Turner	1994-97
Sharon Turner	1982-84, 1986
Anetero Uiagalelei	2005-06
Angela Vadnais	1986
Chela Vasquez	1976

-W--Y--Z-

Karen Ward	1981-82
Sue Webb	1977
Tiffany Wells	2003
Natalie White	2006-08
Cricket Williams	2001-04
Elisha Williams	1997-98
Francine Williams	1993
Kalia Williams	2006-07
Taja Winston	1985-86
Courtney Wittstruck	1998
Shannon Wooten	1994
Megan Wrinkle	1991
Debbie Yanaguhara	1975-76
Sherry Yudt	1990-93
Yvonne Zandi	1996-97



Anetero Uiagalelei played two seasons for the Spartans and ranks 10th all-time in three-point field goals made with 37.



Team Records

POINTS

Game103	vs. San Francisco St., 12/5/80
Season2,301	1979-80, 31 games
Season average78.9	1978-79, 28 games, 2,208 points
Largest winning margin	.65	vs. Cal Poly SLO (1/6/79), 96-31
Largest losing margin	..80	vs. Long Beach State (2/14/87), 149-69

FEWEST POINTS

Half7	vs. Rice, 2/17/00
Game26	vs. Utah, 2/18/99
Season1,294	1998-99, 27 games
Season Average47.9	1998-99, 27 games
Conference Season632	1998-99, 14 games

FIELD GOALS MADE

Game44	vs. Arizona, 1/4/79
Season972	1979-80, 31 games

FIELD GOALS ATTEMPTED

Game109	vs. Santa Clara, 2/22/78
Season2,230	1979-80, 31 games

THREE-POINT FIELD GOALS MADE

Game13	vs. Long Beach State, 2/13/94
Season146	1999-2000, 27 games

THREE-POINT FIELD GOALS ATTEMPTED

Game30	vs. Long Beach State, 2/13/94
Season493	2000-01, 29 games

FREE THROWS MADE

Game30	vs. TCU, 2/7/98
Season399	2000-01, 29 games

FREE THROWS ATTEMPTED

Game47	vs. San Francisco St., 12/5/80
Season642	1993-94, 27 games

FREE THROW PERCENTAGE

Game929	vs. Santa Clara, 12/11/91
Season684	2000-01, 29 games

REBOUNDS

Game87	vs. Fresno State, 2/2/79
Season1,578	1978-79, 28 games
Season average56.4	1978-78, 28 games

ASSISTS

Game30	vs. USF, 2/17/78
Season466	1977-78, 27 games
Season average21.0	1977-78, 27 games

STEALS

Game35	vs. Washington State, 2/8/80
Season525	1979-80, 31 games
Season average16.9	1979-80, 31 games

BLOCKED SHOTS

Game19	vs. USF, 2/10/79
Season198	1978-79, 28 games
Season average7.1	1978-79, 28 games

The Last Time...

A PLAYER SCORED 30 OR MORE POINTS:

35, Lamisha Augustine, vs. Colorado State, Dec. 10, 2005

A PLAYER COLLECTED 20 OR MORE REBOUNDS:

20, Lora Alexander, vs. UC Santa Barbara, Feb 23, 1989

A PLAYER COLLECTED 8 OR MORE ASSISTS:

9, Brittany Imaku, vs. Fresno State, March 12, 2008

A PLAYER HAD 5 OR MORE STEALS:

6, Alisha Hicks, at Hawai'i, February 23, 2008

A PLAYER HAD 5 OR MORE BLOCKED SHOTS:

7, Amber Hall, vs. Idaho, March 6, 2007

A PLAYER MADE 10 OR MORE FIELD GOALS:

11, Natalie White, at Nevada, January 10, 2008

A PLAYER MADE 10 OR MORE FREE THROWS:

10, Lamisha Augustine, vs. Hawai'i, February 4, 2006

A PLAYER MADE 5 OR MORE 3-POINT FG:

5, Emily Nichols, at Louisiana Tech, February 16, 2008

SAN JOSE STATE SCORED 100 OR MORE POINTS:

100 (111-100 OT) vs. Sacramento State, Dec. 10, 1993

A TEAM SCORED 100 OR MORE POINTS VS. SJSU:

108 (108-56), by Colorado State, February 21, 1998

SAN JOSE STATE WON BY 30 OR MORE POINTS:

31 (70-39) at Sacramento State, December 9, 2003

SAN JOSE STATE LOST BY 30 OR MORE POINTS:

35 (67-32), at Oregon, November 10, 2007

20/20 CLUB

(20 points, 20 rebounds in same game)

27 points, 20 rebounds

Lora Alexander, vs. UC Santa Barbara (2/23/89)



The 2003-04 Spartan defense was one of the stingiest in recent history, holding opponents to 37.3 percent from the field and ranking nationally in field goal percentage defense.



POINTS

Game 41 Hulett Brooks, vs. Sacramento State, 12/10/93
Season 571 Cricket Williams, 28 games, 2003-03
Season avg. 20.8 Natalie St. Mary (540 pts.), 26 games, 1982-83
Career 1,760 Karen Mason, 111 games, 1977-81
Career avg. 18.2 Lora Alexander (1,017 pts.), 56 games, 1988-90

FIELD GOALS MADE

Game 16 Natalie St. Mary (23 att.), vs. Cal Poly SLO, 11/20/82
Season 233 Natalie St. Mary (515 att.), 26 games, 1982-83
Career 730 Elinor Banks (1,609 att.), 110 games, 1977-81

FIELD GOALS ATTEMPTED

Game 33 Hulett Brooks (14 made), vs. Sacramento State, 12/10/93
Season 515 Natalie St. Mary (233 made), 26 games, 1982-83
Career 1,609 Elinor Banks (730 made), 110 games, 1977-81

FIELD GOAL PERCENTAGE

Game .846 Tatiana Taylor (11-13), vs. Boise State, 1/22/04
Season .659 Amber Jackson (205-311), 30 games, 2004-05
Career .488 Winnia Gazaway (311-637), 71 games, 1977-81

THREE-POINT FIELD GOALS MADE

Game 8 Gretchen Seeley (14 att.), vs. Long Beach State, 2/13/94
Season 74 Kari Steele (187 att.), 28 games, 1996-97
Career 199 Kari Steele (575 att.), 110 games, 1994-97

THREE-POINT FIELD GOALS ATTEMPTED

Game 15 Natalie White (6 made) at Washington State, 12/16/07
Season 212 Jessica Kellogg (70 made), 28 games, 2002-03
Career 575 Kari Steele (199 made), 110 games, 1994-97

FREE THROWS MADE

Game 15 Lindsay Harris (16 att.) vs. Rice, 3/11/2005
 15 Karen Mason (17 att.), vs. Cal Poly Pomona, 12/10/77
Season 152 Cricket Williams (240 att.), 28 games, 2002-03
Career 466 Cricket Williams (732 att.), 105 games, 2001-04

FREE THROWS ATTEMPTED

Game 18 Lora Alexander (11 made), vs. Long Beach State, 1/7/89
Season 240 Cricket Williams (152 made), 28 games, 2002-03
Career 732 Cricket Williams (466 made), 105 games, 2001-04

REBOUNDS

Game 21 Rhoda Chew, vs. Santa Clara, 2/21/84
 21 Rhoda Chew, vs. Pacific, 12/8/84
Season 329 Rhoda Chew, 26 games, 1983-84
Season avg. 12.7 Rhoda Chew (329), 26 games, 1983-84
Career 1,062 Elinor Banks, 110 games, 1977-81
Career avg. 11.1 Lora Alexander (622), 56 games, 1988-90

ASSISTS

Game 16 Cricket Williams, vs. Tulsa, 3/2/03
 16 Liz Keough, vs. Stanislaus State, 1976-77
Season 211 Wanda Thompson, 27 games, 1977-78
Season avg. 7.8 Wanda Thompson (211), 27 games, 1977-78
Career 742 Wanda Thompson, 113 games, 1977-78
Career avg. 6.6 Wanda Thompson (742), 113 games, 1977-78

STEALS

Game 12 Natalie St. Mary, vs. Cal Poly SLO, 11/20/82
Season 136 Wanda Thompson, 31 games, 1979-80
Season avg. 4.4 Wanda Thompson (136), 31 games, 1979-80
Career 434 Wanda Thompson, 113 games, 1977-81
Career avg. 3.8 Wanda Thompson (434), 113 games, 1977-81

BLOCKED SHOTS

Game 7 Nica Gemo, vs. Boise State, 1/20/2005
 7 Rhoda Chew, vs. Washington State, 1/20/83
Season 58 Lamisha Augustine, 28 games, 2005-06
Season avg. 2.1 Lamisha Augustine (58), 28 games, 2005-06
Career 156 Elinor Banks, 110 games, 1977-81
Career avg. 1.9 Elinor Banks (156), 110 games, 1977-81

TOP SCORING EFFORTS

41 Hulett Brooks, vs. Sacramento State (12/10/93)
 38 Danada Smith, vs. Long Island (12/30/00)
 36 Natalie St. Mary, vs. Cal Poly SLO (11/20/82)
 Lora Alexander, vs. Santa Clara (12/20/88)
 35 Karen Mason, vs. Cal State Fullerton (12/6/80)
 Hulett Brooks, vs. UNLV (2/17/94)
 Kari Steele, vs. Air Force (2/15/97)
 Lamisha Augustine, vs. Colorado State (12/10/05)
 34 Tatiana Taylor, vs. Nevada (3/6/04)
 33 Kylie Page, vs. Montana State (12/30/95)
 Lora Alexander, vs. Long Beach State (2/24/90)
 32 Johnnie Thomas, vs. UC Santa Barbara (1/10/87)
 Hulett Brooks, vs. Loyola Marymount (12/29/93)
 Cricket Williams, vs. SMU (1/11/03)
 Jessica Kellogg, vs. Tulsa (3/2/03)
 Amber Jackson, vs. Nevada (12/30/04)
 31 Lora Alexander, vs. Long Beach State (1/7/89)
 Hulett Brooks, vs. CS Northridge (12/30/93)
 30 Karen Mason, vs. Stanford (2/24/79)
 Winnia Gazaway, vs. Pacific (1/16/82)
 Rhoda Chew, vs. Idaho State (12/27/84)
 Rhoda Chew, vs. California (3/1/85)

Lora Alexander, vs. UNLV (2/22/90)
 Courtney Wittstruck, vs. Nevada (12/29/97)
 Sasha Spalding, vs. TCU (1/8/98)
 Atari Parker, vs. Hawaii (1/21/01)
 Cricket Williams, vs. UTEP (3/6/03)

TOP REBOUNDING EFFORTS

21 Rhoda Chew, vs. Santa Clara (2/21/84)
 Rhoda Chew, vs. Pacific (12/8/84)
 20 Elinor Banks, vs. Fresno State (2/2/79)
 Rhoda Chew, vs. San Francisco (1/14/84)
 Taja Winston, vs. California (2/7/86)
 Lora Alexander, vs. UC Santa Barbara (2/23/89)
 19 Jan Peterson, vs. unknown opponent (1976-77)
 Sally Halvorson, vs. unknown opponent (1976-77)
 Elinor Banks, vs. Long Beach State (2/25/78)
 Elinor Banks, vs. Chico State (12/29/79)
 Roberta Lawson, vs. UC Santa Barbara (11/15/84)
 Lora Alexander, vs. Santa Clara (12/20/88)
 Lora Alexander, vs. Central Michigan (12/29/88)
 Lora Alexander, vs. Pacific (2/29/90)
 Teoma Taylor, vs. Boise State (1/2/03)



Event Center Records (women's games only)

POINTS

San Jose State Player 38, Danada Smith, vs. Long Island, 12/30/00
 Opponent Player 37, Penny Moore, Long Beach State, 2/24/90
 San Jose State 90, vs. Long Island, 12/30/00
 90, vs. Cal State Northridge, 12/28/94
 Opponent 110, Long Beach State, 1/28/91

FIELD GOALS MADE

San Jose State Player 15, Amber Jackson, vs. Nevada, 12/30/04
 Opponent Player . 18, Penny Moore, Long Beach State, 2/24/90
 San Jose State 35, vs. Loyola-Chicago, 12/19/02
 35, vs. Cal State Northridge, 12/28/94
 Opponent 45, Long Beach State, 1/28/91

FIELD GOALS ATTEMPTED

San Jose State Player . 29, Danada Smith, vs. Long Island, 12/30/00
 Opponent Player 30, Anita Maxwell, New Mexico State, 2/17/95
 San Jose State 88, vs. New Mexico State, 2/19/94
 Opponent 83, Northwestern State (La.), 12/20/92

3-POINT FIELD GOALS MADE

San Jose State Player 7, Danada Smith, vs. Long Island, 12/30/00
 7, Kari Steele, vs. Air Force, 2/15/97
 Opponent Player 8, Jill Sutton, TCU, 1/8/98
 San Jose State 12, vs. Hawaii, 1/8/04
 Opponent 13, Santa Clara, 12/31/06

3-POINT FIELD GOALS ATTEMPTED

San Jose State Player . 15, Jessica Kellogg, vs. Tulsa, 3/2/03
 Opponent Player . . 14, Nadia Begay, Boise State, 2/22/07
 14, Lindsey Logan, Fresno State, 2/11/01
 14, Autumn Hollyfield, Cal State Fullerton, 2/5/94
 San Jose State 31, vs. Hawaii, 1/8/04
 Opponent 34, Boise State, 2/22/07

FREE THROWS MADE

San Jose State Player 13, Megan Gluhan, vs. Cal Poly, 11/13/98
 Opponent Player 14, Amy Pack, UTEP, 1/2/01
 San Jose State 28, vs. Tulsa, 1/28/01
 28, vs. Cal Poly, 11/13/98
 Opponent 28, vs. UTEP, 1/2/01

FREE THROWS ATTEMPTED

San Jose State Player 16, Cricket Williams, vs. Rice, 2/27/03
 Opponent Player 19, Amy Pack, UTEP, 1/2/01
 San Jose State 46, vs. Nevada, 3/6/04
 Opponent 42, UC Santa Barbara, 2/11/93

REBOUNDS

San Jose State Player 19, Teoma Taylor, vs. Boise State, 1/2/03
 Opponent Player 17, Omelogo Udeze, Fresno State, 2/11/01
 San Jose State 64, vs. Portland State, 12/28/90
 Opponent 63, Gonzaga, 11/21/99
 63, Northwestern State (La.), 12/20/93

ASSISTS

San Jose State Player 16, Cricket Williams, vs. Tulsa, 3/2/03
 Opponent Player 14, Tine Freil, Pacific, 3/1/93
 San Jose State 24, vs. Nevada, 12/30/04
 24, vs. Drake, 12/28/91
 Opponent 30, San Diego State, 1/20/90

BLOCKED SHOTS

San Jose State Player 7, Nica Gemo, vs. Boise State, 1/20/05
 Opponent Player . . 6, Brina Chaney, Oregon State, 12/4/02
 6, Pauline Jordan, UNLV, 2/22/90
 San Jose State 10, vs. Boise State, 1/20/05
 Opponent 10, UNLV, 2/22/90

STEALS

San Jose State Player . 8, Alisha Hicks, vs. Pacific, 11/20/07
 8, Alisha Hicks, vs. Utah State, 2/3/07
 8, Juliana Smith, vs. Gonzaga, 11/21/99
 Opponent Player . 8, Kimberly Hill, Northwestern State (La.), 12/20/91
 8, Lisa Crosskey, UC Santa Barbara, 1/12/91
 8, Suzanne McNally, SMU, 12/29/91
 San Jose State 20, vs. UTEP, 1/2/01
 20, vs. CS Fullerton, 12/12/98
 Opponent 23, vs. New Mexico State, 1/4/91



Danada Smith set The Event Center record for points with 38 against Long Island on December 30, 2000.



Nica Gemo had seven blocked shots against Boise State on Jan. 20, 2005, to set the Event Center record.



ALL-AMERICANS

1978-79 Elinor Banks
1980-81 Karen Mason

All-WAC

First Team

2006 Lamisha Augustine
Amber Jackson
2005 Lamisha Augustine
2003 Cricket Williams
2002 Cricket Williams

Second Team

2005 Amber Jackson
Cricket Williams

All-Defensive Team

2002 Cricket Williams

All-Freshman Team

2007 Brittany Powell
2005 Amber Jackson

WAC Coach of the Year

2002 Janice Richard

WAC Players of the Week

2005-06 Amber Jackson, Jan. 23
Lamisha Augustine, Dec. 12
2004-05 Erica McGlaston, Feb. 28
Lamisha Augustine, Jan. 31



Lamisha Augustine finished her career with 1,226 career points, good for seventh on the all-time scoring list.

2003-04 Amber Jackson, Dec. 13
Tatiana Taylor, Mar. 8
Cricket Williams, Dec. 29
2002-03 Cricket Williams, Mar. 3
2001-02 Cricket Williams, Feb. 18
Elea A'Giza, Dec. 31
2000-01 Atari Parker - Feb. 12
Atari Parker, Jan. 22
Danada Smith, Jan. 2
1996-97 Kari Steele - Feb. 17
Joi Turner, Dec. 30

All-Big West

First Team

1994 Hulett Brooks

Second Team

1993 Hulett Brooks
1989 Lora Alexander

Honorable Mention

1996 Kylie Page
1995 Kari Steele
1994 Kari Steele
1990 Lora Alexander
1987 Johnnie Thomas

All-Freshman Team

1996 Kylie Page
1994 Kari Steele
1990 Hulett Brooks
1989 Kim Skaggs
1988 LaTasha Causey

Big West Freshman of the Year

1996 Kylie Page

All-NorPac

First Team

1983 Natalie St. Mary

Second Team

1986 Dana Foster
1985 Dana Foster
1984 Rhoda Chew

All-Freshman Team

1985 Japora Smith

Big West Players of the Week

1995-96 Kylie Page - Jan. 2
Kylie Page - Dec. 12
1993-94 Hulett Brooks - Mar. 1
Hulett Brooks - Jan.

All-NorCal

First Team


1981 Karen Mason
1980 Karen Mason
1980 Wanda Thompson
1979 Elinor Banks
1979 Karen Mason
1978 Elinor Banks

Second Team

1982 Sheila Brown
1981 Elinor Banks
1981 Wanda Thompson
1980 Elinor Banks
1979 Debbie Johnson
1979 Wanda Thompson
1978 Debbie Johnson
1978 Wanda Thompson

NorCal Coach of the Year

1977-78 Sharon Chatman



Sharon Chatman was honored as NorCal Coach of the Year for the 1977-78 season. She is a member of the SJSU Sports Hall of Fame.



San Jose State Sports Hall of Fame



Elinor Banks • 1978-81

Elinor was inducted into the San Jose State University Sports Hall of Fame on November 5, 1999. She was the first women's basketball player to be inducted into the Hall of Fame.


- 1979 All-American, the first San Jose State University women's basketball player to earn this recognition.
- 1978 and 1979 First Team All-NorCal & 1980 and 1981 Second Team All-NorCal
- Elinor holds the San Jose State career records in rebounding with 1,062 rebounds and career blocks with 156 and is third all-time in scoring with 1,666 points, a 15.1 per game average.



Karen Mason • 1978-81

Karen was inducted into the San Jose State University Sports Hall of Fame on October 26, 2001 and was honored at the final women's basketball home game of the 2001-02 season.

- 1981 All-American, the second San Jose State women's basketball player to earn this honor.
- 1979, 1980 and 1981 First Team All-NorCal
- Karen is the San Jose State career scoring record holder with 1,760 points in 111 games played.
- She also holds school records for field goals made (735), field goals attempted (1,686), free throws made (290) and free throws attempted (467).



Sharon Chatman • 1977-86

Sharon was inducted into the San Jose State University Sports Hall of Fame on October 1, 2004.

- Only women's basketball coach with a winning record with a 143-121 mark.
- Six consecutive winning seasons and won at least 20 games in 1979 and 1980.
- 1978 & 1979 NorPac Conference Champions
- Played in the postseason in four consecutive seasons from 1978 to 1981
- Currently serving as a judge in Santa Clara County.






Wanda Thompson • 1978-81

Wanda was inducted into the San Jose State University Sports Hall of Fame on September 2, 2005.

- First team All-Conference selection in 1980.
- Three-time second team All-Conference selection in 1978, 1979 & 1980.
- Single season record holder for assists with 211 in 1980.
- Career record holder in assists with 742.
- Only basketball player in school history, male or female, to have more than 100 steals in two seasons and more than 150 assists in four seasons.



100 Years of Spartan Women's Basketball 1895-1995



During the 1994-95 season, the San Jose State women's basketball program celebrated 100 Years of Women's Basketball at the school. Former players, coaches, trainers and sports information directors were honored at a halftime ceremony where the Team of the Century was announced. The team consisted of 14 players and one coach who made an impact on the San Jose State women's basketball program.



Team of the Century

Judy Basich	1955-56, 1958
Marilyn Mason	1961-63
Kathy Harris	1966-69
Carol Salsbury	1967-71
Susie Lindh	1971-72
Lori Hogen	1975-76
Elinor Banks	1978-81
Karen Mason	1978-81
Wanda Thompson	1978-81
Winnia Gazaway	1979-82
Natalie St. Mary	1982-83
Rhoda (Chew) Jordan	1982-85
Lora Alexander	1989-90
Hulett Brooks	1990, 1992-94

Coach of the Century

Sharon Chatman	1976-86
----------------	---------



Single Season Leaders

SCORING

	PTS	SEASON
1. Cricket Williams	571	2002-03
2. Natalie St. Mary	540	1982-83
3. Lora Alexander	523	1989-90
4. Karen Mason	517	1980-81
5. Karen Mason	503	1979-80
6. Lora Alexander	496	1988-89
7. Elinor Banks	489	1979-80
8. Hulett Brooks	486	1993-94
9. Cricket Williams	485	2001-02
10. Atari Parker	481	2000-01

FIELD GOALS MADE

	MADE	SEASON
1. Natalie St. Mary	233	1982-83
2. Karen Mason	212	1979-80
3. Elinor Banks	211	1979-80
4. Karen Mason	210	1980-81
5. Amber Jackson	205	2004-05
6. Lora Alexander	198	1989-90
7. Elinor Banks	195	1980-81
8. Sheila Brown	193	1981-82
9. Amber Jackson	191	2005-06
Lora Alexander	191	1988-89

FIELD GOALS ATT.

	ATT	SEASON
1. Natalie St. Mary	515	1982-83
2. Cricket Williams	500	2002-03
3. Karen Mason	495	1979-80
4. Sheila Brown	486	1981-82
5. Karen Mason	478	1980-81
6. Hulett Brooks	474	1993-94
7. Lamisha Augustine	473	2004-05
8. Atari Parker	465	2000-01
9. Danada Smith	460	2000-01
Elinor Banks	460	1979-80

FIELD GOAL PCT. (min. 5 att/game) PCT SEASON

1. Amber Jackson	.659	2004-05
2. Amber Jackson	.571	2005-06
3. Dana Foster	.537	1984-85
4. Wanda Thompson	.526	1978-79
5. Winnia Gazaway	.514	1981-82
6. Rhoda Chew	.509	1982-83
7. Rhoda Chew	.508	1984-85
8. Kylie Page	.507	1995-96
9. Teoma Taylor	.502	2003-04
10. Tatiana Taylor	.500	2003-04

3-PT FIELD GOALS MADE

	MADE	SEASON
1. Kari Steele	74	1996-97
2. Jessica Kellogg	70	2002-03
3. Jessica Kellogg	65	2004-05
4. Danada Smith	57	2000-01
5. Natalie White	55	2007-08
6. Atari Parker	51	2001-02
7. Atari Parker	50	2000-01
8. Sherry Yudt	49	1992-93
9. Kari Steele	47	1994-95
10. Natasha Johnson	46	1999-00

3-PT FIELD GOALS ATT.

	ATT	SEASON
1. Jessica Kellogg	212	2002-03
2. Jessica Kellogg	196	2004-05
3. Atari Parker	195	2000-01
4. Kari Steele	187	1996-97
5. Danada Smith	178	2000-01
6. Natalie White	170	2007-08
6. Atari Parker	170	2001-02
8. Cricket Williams	155	2002-03
9. Kari Steele	151	1994-95
10. Natalie White	146	2006-07



Natalie St. Mary owns the single season school records for field goals made (233) and attempted (515). She scored 523 points in the 1982-83 season.



Cricket Williams is the Spartans' single season scoring leader with 571 points in 2002-03. She is second all-time in scoring with 1,676 points.



Jessica Kellogg holds the San Jose State single season three-point field goals attempted record at 212.

Single Season Leaders



3-POINT PERCENTAGE

	PCT	SEASON
1. Kim Skaggs	.407	1991-92
2. Kari Steele	.396	1996-97
3. Emily Nichols	.393	2007-08
4. Megan Gluhan	.385	1998-99
5. Gretchen Seeley	.384	1993-94
6. Crissy DiLuzio	.378	1999-00
7. Sherry Yudt	.383	1992-93
8. Cricket Williams	.371	2001-02
9. Tricia Montgomery	.367	1992-93
10. Courtney Wittstruck	.362	1997-98

FREE THROWS MADE

	MADE	SEASON
1. Cricket Williams	152	2002-03
2. Cricket Williams	134	2001-02
3. Lora Alexander	127	1989-90
4. Cricket Williams	123	2003-04
5. Lamisha Augustine	118	2005-06
6. Lora Alexander	114	1988-89
7. Pam Pember	113	1991-92
8. Pam Pember	103	1990-91
9. Tatiana Taylor	100	2003-04
10. Hulett Brooks	99	1993-94

FREE THROWS ATT.

	ATT	SEASON
1. Cricket Williams	240	2002-03
2. Lora Alexander	214	1988-89
3. Cricket Williams	205	2003-04
4. Cricket Williams	197	2001-02
5. Lora Alexander	192	1989-90
6. Lamisha Augustine	157	2005-06
7. Tatiana Taylor	154	2003-04
8. Karen Mason	152	1980-81
9. Pam Pember	149	1991-92
10. Ayana Smith	148	1998-99

FREE THROW PCT.

	PCT	SEASON
1. Cindy Galarza	.827	1981-82
2. Dana Jones	.816	1989-90
3. Natalie White	.807	2007-08
4. Atari Parker	.802	2000-01
5. Hulett Brooks	.793	1991-92
6. Lindsay Harris	.782	2004-05
7. Joi Turner	.788	1995-96
8. Atari Parker	.758	2001-02
Pam Pember	.758	1991-92
10. Kari Steele	.755	1996-97

REBOUNDING

	REB	SEASON
1. Rhoda Chew	329	1983-84
2. Lora Alexander	316	1988-89
3. Elinor Banks	310	1978-79
4. Lora Alexander	306	1989-90
5. Natalie St. Mary	296	1982-83
6. Roberta Lawson	279	1984-85
7. Debbie Johnson	265	1978-79

8. Amber Jackson	264	2005-06
9. Elinor Banks	263	1977-78
Pam Pember	263	1990-91

ASSISTS

	AST	SEASON
1. Wanda Thompson	211	1977-78
2. Dana Foster	196	1985-86
3. Cricket Williams	192	2002-03
Wanda Thompson	192	1978-79
5. Erica McGlaston	185	2004-05
Cricket Williams	185	2003-04
7. Wanda Thompson	176	1980-81
8. Wanda Thompson	163	1979-80
9. Cricket Williams	159	2001-02
10. Dana Foster	141	1984-85

BLOCKED SHOTS

	BS	SEASON
1. Lamisha Augustine	58	2005-06
2. Elinor Banks	55	1979-80
3. Elinor Banks	53	1978-79
4. Rhoda Chew	51	1984-85
5. Rhoda Chew	49	1982-83
6. Elinor Banks	48	1980-81
7. Nica Gemo	42	2004-05
8. Debbie Johnson	37	1978-79
Rhoda Chew	37	1983-84
10. Myiesha Jones	35	2000-01
Lora Alexander	35	1988-89

STEALS

	ST	SEASON
1. Wanda Thompson	136	1979-80
2. Wanda Thompson	108	1977-78
3. Dana Foster	106	1985-86
4. Wanda Thompson	97	1978-79
5. Cricket Williams	94	2003-04
6. Wanda Thompson	93	1980-81
7. Cricket Williams	88	2001-02
8. Dana Foster	87	1984-85
9. Natalie St. Mary	85	1982-83
10. Cricket Williams	81	2002-03





Career Leaders

SCORING

	G	PTS	AVG
1. Karen Mason (1978-1981)	111	1,760	15.9
2. Cricket Williams (2001-04)	105	1,676	16.0
3. Elinor Banks (1978-1981)	110	1,666	15.4
4. Hulett Brooks (1990, 1992-1994)	109	1,373	12.6
5. Kari Steele (1994-1997)	110	1,340	12.2
6. Sheila Brown (1981-1984)	100	1,230	12.3
7. Lamisha Augustine (2002-06)	120	1,226	10.2
8. Rhoda Chew (1982-1985)	105	1,188	11.3
9. Natasha Johnson (1996-2000)	109	1,172	10.8
10. Tatiana Taylor (2001-04)	114	1,165	10.2
11. Lora Alexander (1989-1990)	56	1,019	18.2

FIELD GOALS MADE

	G	ATT	MADE
1. Karen Mason (1978-1981)	111	1686	735
2. Elinor Banks (1978-1981)	110	1609	730
3. Sheila Brown (1981-1984)	100	1450	563
4. Hulett Brooks (1990, 1992-1994)	109	1383	554
5. Cricket Williams (2001-04)	105	1531	548
6. Lamisha Augustine (2002-06)	120	1312	490
7. Rhoda Chew (1982-1985)	105	995	484
8. Tatiana Taylor (2001-04)	114	925	455
9. Kari Steele (1994-1997)	110	1190	441
10. Amber Jackson (2005-06)	57	640	396
11. Lora Alexander (1989-1990)	56	890	389

FIELD GOALS ATT.

	G	MADE	ATT
1. Karen Mason (1978-1981)	111	735	1,686
2. Elinor Banks (1978-1981)	110	730	1,609
3. Cricket Williams (2001-04)	105	548	1,531
4. Sheila Brown (1981-1984)	100	558	1,450
5. Hulett Brooks (1990, 1992-1994)	109	554	1,383
6. Lamisha Augustine (2002-06)	120	490	1,312
7. Kari Steele (1994-1997)	110	441	1,190
8. Natasha Johnson (1996-2000)	109	366	1,066
9. Kim Skaggs (1989-1992)	103	351	1,026
10. Rhoda Chew (1982-1985)	105	484	995
11. Natalie White (2006-08)	88	332	950
12. Jessica Kellogg (2001-05)	119	336	926
13. Tatiana Taylor (2001-04)	114	455	925

FIELD GOAL PERCENTAGE

	G	FG-FGA	PCT
1. Amber Jackson (2005-06)	57	396-640	.619
2. Kylie Page (1996)	24	148-292	.507
3. Winnia Gazaway (1979-1982)	71	321-637	.504
4. Tatiana Taylor (2001-04)	114	455-925	.492
5. Dana Foster (1983-1986)	103	342-702	.487
6. Rhoda Chew (1982-1985)	105	484-995	.486
7. Brittany Powell (2007-08)	61	258-540	.478
8. Denise Burtis (1980-1981)	51	148-312	.474
9. Roberta Lawson (1984-1985)	50	201-429	.469
10. Johnnie Thomas (1987-1988)	40	207-443	.467
11. Pam Pember (1991-1992)	52	294-631	.466

3-POINT FIELD GOALS MADE

	G	ATT	MADE
1. Kari Steele (1994-1997)	110	575	199
2. Jessica Kellogg (2001-05)	119	525	168
Natasha Johnson (1996-2000)	109	545	168
4. Natalie White (2006-08)	88	415	120
5. Cricket Williams (2001-04)	105	404	114
6. Atari Parker (2001-02)	57	365	101
7. Kim Skaggs (1989-1992)	103	238	80
8. Sherry Yudt (1990-1993)	105	238	76
9. Megan Gluhan (1998-2000)	68	202	70
10. Danada Smith (2001)	29	178	57

3-POINT FIELD GOALS ATT.

	G	MADE	ATT
1. Kari Steele (1994-1997)	110	199	575
2. Natasha Johnson (1996-2000)	109	168	545
3. Jessica Kellogg (2001-05)	119	168	525
4. Natalie White (2006-08)	88	120	415
5. Cricket Williams (2001-04)	105	114	404
6. Atari Parker (2001-02)	57	101	365
7. Kim Skaggs (1989-1992)	103	80	238
Sherry Yudt (1990-1993)	105	76	238
9. Megan Gluhan (1998-2000)	68	70	202
10. Anetero Uiagalelei (2005-06)	56	37	182

3-POINT PERCENTAGE

	G	3FG-FGA	PCT
1. Gretchen Seeley (1993-1994)	49	49-120	.408
2. Emily Nichols (2008)	30	42-107	.393
3. Christine Martin (2008)	31	26-68	.382
4. Kylie Page (1996)	24	26-72	.361
5. Megan Gluhan (1998-2000)	68	70-202	.347
6. Kari Steele (1994-1997)	110	199-575	.343
7. Kim Skaggs (1989-1992)	103	80-238	.336
Jodi Page (1989-1990)	37	42-125	.336
9. Jessica Kellogg (2001-05)	119	168-525	.320
Danada Smith (2001)	29	57-178	.320
11. Sherry Yudt (1990-1993)	105	76-238	.319
12. Natasha Johnson (1996-2000)	109	168-545	.308

FREE THROWS MADE

	G	ATT	MADE
1. Cricket Williams (2001-04)	105	732	466
2. Karen Mason (1978-1981)	111	467	290
3. Natasha Johnson (1996-2000)	109	402	272
4. Kari Steele (1994-1997)	110	359	259
5. Tatiana Taylor (2001-04)	114	394	255
6. Hulett Brooks (1990, 1992-1994)	109	344	245
7. Lora Alexander (1989-1990)	56	406	241
8. Lamisha Augustine (2002-06)	120	325	231
9. Rhoda Chew (1982-1985)	105	366	220
10. Pam Pember (1991-1992)	52	296	216

FREE THROWS ATTEMPTED

	G	MADE	ATT
1. Cricket Williams (2001-04)	105	466	732
2. Karen Mason (1978-1981)	111	290	467
3. Lora Alexander (1989-1990)	56	241	406
4. Natasha Johnson (1996-2000)	109	272	402
5. Tatiana Taylor (2001-04)	114	255	394

Career Leaders



6. Elinor Banks (1978-1981)	110	206	379
7. Rhoda Chew (1982-1985)	105	220	366
8. Kari Steele (1994-1997)	110	259	359
9. Hulett Brooks (1990, 1992-1994)	109	245	344
10. Karen Smith (1989-1992)	106	178	333

<u>FREE THROW PERCENTAGE</u>	<u>G</u>	<u>FT-FTA</u>	<u>PCT</u>
1. Natalie White (2006-08)	88	143-173	.827
2. Lindsay Harris (2004-05)	56	116-147	.789
3. Atari Parker (2001-02)	57	166-212	.783
4. Cindy Galarza (1981-1982)	53	78-103	.757
5. Pam Pember (1991-1992)	52	216-296	.730
6. Kari Steele (1994-1997)	110	259-359	.721
7. Denise Burtis (1980-1981)	51	43-60	.717
8. Hulett Brooks (1990, 1992-1994)	109	245-344	.712
9. Kim Skaggs (1989-1992)	103	125-176	.710
Dana Jones (1988-1991)	76	115-162	.710
11. Joi Turner (1994-1997)	100	152-220	.691
12. Natasha Johnson (1996-2000)	109	272-402	.677

<u>REBOUNDING</u>	<u>G</u>	<u>REB</u>	<u>AVG</u>
1. Elinor Banks (1978-1981)	110	1,062	9.7
2. Rhoda Chew (1982-1985)	105	946	9.0
3. Debbie Johnson (1979-1980, 1982)	84	703	8.4
4. Lamisha Augustine (2002-06)	120	700	5.8
5. Tatiana Taylor (2001-04)	114	692	6.1
6. Hulett Brooks (1990, 1992-1994)	109	647	5.9
7. Lora Alexander (1989-1990)	56	622	11.1
8. Winnia Gazaway (1979-1980, 1982)	71	604	8.5
9. Karen Mason (1978-1981)	111	562	5.1
10. Karen Smith (1989-1992)	106	560	5.3

<u>ASSISTS</u>	<u>G</u>	<u>AST</u>	<u>AVG</u>
1. Wanda Thompson (1978-1981)	113	742	6.6
2. Cricket Williams (2001-04)	105	644	6.1
3. Dana Foster (1983-1986)	103	589	5.7
4. LaTasha Causey (1988-1990, 1992)	94	337	3.6
5. Sherry Yudt (1990-1993)	105	336	3.2
6. Kari Steele (1994-1997)	110	333	3.0
7. Robin Thompson (1981-1984)	105	328	3.1
8. Natasha Johnson (1996-2000)	109	310	2.8
9. Brittany Imaku (2006-08)	63	258	4.1
10. Erica McGlaston (2004-05)	59	250	4.2


<u>BLOCKED SHOTS</u>	<u>G</u>	<u>BS</u>	<u>AVG</u>
1. Elinor Banks (1979-1981)	110	156	1.4
2. Rhoda Chew (1982-1985)	105	148	1.4
3. Lamisha Augustine (2002-06)	120	138	1.2
4. Debbie Johnson (1979-1980, 1982)	84	82	1.0
5. Winnia Gazaway (1979-1982)	71	79	1.1
6. Shemekia Brown (1992-1995)	100	75	0.8
7. Nica Gemo (2004-05)	58	62	1.1
Pam Pember (1991-1992)	52	62	1.2
9. Brittany Powell (2007-08)	61	56	0.9
10. Lora Alexander (1989-1990)	56	51	0.9

<u>STEALS</u>	<u>G</u>	<u>ST</u>	<u>AVG</u>
1. Wanda Thompson (1978-1981)	113	434	3.8
2. Cricket Williams (2001-04)	105	311	2.9
3. Dana Foster (1983-1986)	103	266	2.6
4. Kari Steele (1994-1997)	110	226	2.1
5. Karen Mason (1978-1981)	111	204	1.8
6. LaTasha Causey (1988-1990, 1992)	94	190	2.0
7. Sherry Yudt (1990-1993)	105	169	1.6
8. Natalie St. Mary (1982-1983)	53	165	3.1
9. Natasha Johnson (1996-2000)	109	164	1.5
10. Joi Turner (1994-1997)	100	155	1.6

<u>GAMES PLAYED</u>	<u>G</u>
1. Lamisha Augustine (2002-06)	120
2. Jessica Kellogg (2001-05)	119
3. Tatiana Taylor (2001-04)	114
4. Teoma Taylor (2001-04)	113
Wanda Thompson (1978-1981)	113
6. Karen Mason (1978-1981)	111
7. Kari Steele (1994-1997)	110
Elinor Banks (1978-1981)	110
9. Natasha Johnson (1996-2000)	109
Hulett Brooks (1990, 1992-1994)	109



Lindsay Harris shot .789 from the free throw line during her two seasons at San Jose State.



Gretchen Seeley set the record for career three-point percentage at .408 (49-120).



1,000 Point Club

1. Karen Mason (1978-81)

YEAR	G-GS	FG-FGA	PCT	3PM-A	PCT	FT-FTA	PCT	REB	AVG	AST	BS	ST	PTS	AVG
1977-78	27	139-341	.408			52-99	.525	137	5.0	36	—	—	351	13.0
1978-79	27	174-372	.468			62-98	.633	120	4.4	48	—	—	410	15.2
1979-80	31	212-495	.428			79-118	.669	149	4.8	36	—	65	503	16.2
<u>1980-81</u>	<u>26</u>	<u>210-478</u>	<u>.439</u>			<u>97-152</u>	<u>.638</u>	<u>156</u>	<u>6.0</u>	<u>33</u>	<u>3</u>	<u>50</u>	<u>517</u>	<u>19.9</u>
Career	111	735-1686	.435			290-467	.620	562	5.0	273	4	115	1760	15.9

2. Cricket Williams (2001-04)

YEAR	G-GS	FG-FGA	PCT	3PM-A	PCT	FT-FTA	PCT	REB	AVG	AST	BS	ST	PTS	AVG
2000-01	22/19	84-226	.372	13-56	.232	57-90	.633	86	3.9	108	1	48	238	10.8
2001-02	27/25	159-413	.385	33-89	.371	134-197	.680	109	4.0	159	4	88	485	18.0
2002-03	28/27	188-500	.376	43-155	.277	152-240	.633	155	5.5	192	1	81	571	20.4
<u>2003-04</u>	<u>28/28</u>	<u>117-392</u>	<u>.298</u>	<u>25-104</u>	<u>.240</u>	<u>123-205</u>	<u>.600</u>	<u>170</u>	<u>6.1</u>	<u>185</u>	<u>6</u>	<u>94</u>	<u>382</u>	<u>13.6</u>
Totals	105-99	548-1531	.358	114-404	.282	466-732	.637	520	5.0	644	12	311	1676	16.0

3. Elinor Banks (1978-81)

YEAR	G-GS	FG-FGA	PCT	3PM-A	PCT	FT-FTA	PCT	REB	AVG	AST	BS	ST	PTS	AVG
1977-78	27	152-354	.429			44-94	.468	263	9.7	41	—	—	348	9.7
1978-79	25	172-396	.434			33-83	.398	310	12.4	31	—	—	410	15.1
1979-80	31	211-460	.459			67-105	.638	249	8.0	35	55	50	489	15.8
<u>1980-81</u>	<u>27</u>	<u>195-399</u>	<u>.489</u>			<u>62-97</u>	<u>.639</u>	<u>240</u>	<u>8.9</u>	<u>29</u>	<u>48</u>	<u>45</u>	<u>452</u>	<u>16.7</u>
Career	110	730-1609	.453			206-319	.543	1062	9.6	136	103	95	1699	15.4

4. Hulett Brooks (1990, 1992-94)

YEAR	G-GS	FG-FGA	PCT	3PM-A	PCT	FT-FTA	PCT	REB	AVG	AST	BS	ST	PTS	AVG
1989-90	29-4	120-262	.458	0-1	.000	39-66	.591	144	5.0	40	12	25	279	9.6
1991-92	27-24	97-262	.370	1-1	1.000	46-58	.793	161	6.0	49	6	27	241	8.9
1992-93	26-26	150-385	.390	6-19	.316	61-85	.718	176	6.8	41	12	36	367	14.1
<u>1993-94</u>	<u>27-27</u>	<u>187-474</u>	<u>.395</u>	<u>13-49</u>	<u>.265</u>	<u>99-135</u>	<u>.733</u>	<u>166</u>	<u>6.1</u>	<u>64</u>	<u>2</u>	<u>23</u>	<u>486</u>	<u>18.0</u>
Career	109-81	554-1383	.400	20-70	.285	245-344	.712	647	5.9	194	32	111	1373	12.5

5. Kari Steele (1994-97)

YEAR	G-GS	FG-FGA	PCT	3PM-A	PCT	FT-FTA	PCT	REB	AVG	AST	BS	ST	PTS	AVG
1993-94	27-27	102-242	.421	42-124	.339	56-86	.651	99	3.7	97	7	57	302	11.2
1994-95	28-28	106-297	.357	47-151	.311	83-111	.748	105	3.8	100	5	46	342	12.2
1995-96	27-26	93-259	.359	36-113	.319	37-52	.712	95	3.5	73	6	63	259	9.6
<u>1996-97</u>	<u>28-28</u>	<u>140-392</u>	<u>.357</u>	<u>74-187</u>	<u>.396</u>	<u>83-110</u>	<u>.755</u>	<u>97</u>	<u>3.5</u>	<u>99</u>	<u>4</u>	<u>51</u>	<u>437</u>	<u>15.6</u>
Career	110-109	441-1190	.370	199-575	.346	259-359	.721	306	2.7	333	22	217	1340	12.1




Karen Mason



Cricket Williams



Elinor Banks



Hulett Brooks



Kari Steele

1,000 Point Club



6. Sheila Brown (1981-84)

YEAR	G-GS	FG-FGA	PCT	3PM-A	PCT	FT-FTA	PCT	REB	AVG	AST	BS	ST	PTS	AVG
1980-81	27	53-142	.373			19-31	.613	49	1.8	14	5	12	125	4.6
1981-82	27	193-486	.397			37-64	.578	108	4.0	32	4	53	423	15.7
1982-83	20-17	138-373	.369			22-43	.512	68	3.4	18	1	38	298	14.9
<u>1983-84</u>	<u>26-23</u>	<u>179-449</u>	<u>.388</u>			<u>36-50</u>	<u>.720</u>	<u>86</u>	<u>3.3</u>	<u>38</u>	<u>5</u>	<u>38</u>	<u>384</u>	<u>14.8</u>
Career	100	563-1450	.388			114-188	.606	311	2.1	102	15	147	1230	12.3

7. Lamisha Augustine (2002-06)

YEAR	G-GS	FG-FGA	PCT	3PM-A	PCT	FT-FTA	PCT	REB	AVG	AST	BS	ST	PTS	AVG
2001-02	5-0	4-12	.333	0-0	.000	6-8	.750	8	1.6	0	2	0	14	2.8
2002-03	28-13	46-140	.329	0-1	.000	11-17	.647	93	3.3	12	23	13	103	3.7
2003-04	29-25	87-232	.375	2-3	.667	32-53	.604	131	4.5	26	32	39	208	7.2
2004-05	30-30	175-473	.370	1-6	.167	64-90	.711	230	7.7	52	23	55	415	13.8
<u>2005-06</u>	<u>28-28</u>	<u>178-455</u>	<u>.391</u>	<u>12-29</u>	<u>.414</u>	<u>118-157</u>	<u>.752</u>	<u>238</u>	<u>8.5</u>	<u>47</u>	<u>58</u>	<u>43</u>	<u>486</u>	<u>17.4</u>
Career	120	490-1312	.373	15-39	.384	231-325	.710	700	5.8	137	138	150	1226	10.2

8. Rhoda Chew (1982-85)

YEAR	G-GS	FG-FGA	PCT	3PM-A	PCT	FT-FTA	PCT	REB	AVG	AST	BS	ST	PTS	AVG
1981-82	27-4	33-90	.367			16-34	.471	137	5.1	6	11	20	82	3.0
1982-83	26-26	132-259	.509			38-65	.585	244	9.4	13	18	22	302	11.6
1983-84	26-25	156-325	.480			77-132	.583	329	12.7	13	37	21	389	14.9
<u>1984-85</u>	<u>26-26</u>	<u>163-321</u>	<u>.508</u>			<u>89-135</u>	<u>.659</u>	<u>236</u>	<u>9.1</u>	<u>14</u>	<u>51</u>	<u>27</u>	<u>415</u>	<u>16.0</u>
Career	105	484-995	.486			220-366	.601	946	8.9	46	117	90	1188	11.3

9. Natasha Johnson (1996-2000)

YEAR	G-GS	FG-FGA	PCT	3PM-A	PCT	FT-FTA	PCT	REB	AVG	AST	BS	ST	PTS	AVG
1995-96	27-23	81-241	.336	37-130	.285	51-80	.638	83	3.1	65	1	31	250	9.3
1996-97	28-25	92-288	.357	41-138	.297	80-110	.727	84	3.0	67	3	51	305	10.9
1997-98	27-25	103-289	.356	44-142	.310	75-120	.625	118	4.4	102	4	43	325	12.0
<u>1999-00</u>	<u>27-27</u>	<u>90-248</u>	<u>.363</u>	<u>46-135</u>	<u>.341</u>	<u>66-92</u>	<u>.717</u>	<u>76</u>	<u>2.8</u>	<u>79</u>	<u>4</u>	<u>39</u>	<u>292</u>	<u>10.8</u>
TOTALS	109-100	366-1066	.343	168-545	.308	272-402	.677	361	3.3	310	12	164	1172	10.8

10. Tatiana Taylor (2001-04)


YEAR	G-GS	FG-FGA	PCT	3PM-A	PCT	FT-FTA	PCT	REB	AVG	AST	BS	ST	PTS	AVG
2000-01	29-20	79-169	.467	0-1	.000	58-83	.699	149	5.1	12	7	13	216	7.4
2001-02	28-18	75-165	.455	0-1	.000	40-72	.556	121	4.3	13	14	19	190	6.8
2002-03	28-27	150-289	.519	0-0	.000	57-85	.671	219	7.8	25	5	22	357	12.8
<u>2003-04</u>	<u>29-28</u>	<u>151-302</u>	<u>.500</u>	<u>0-3</u>	<u>.000</u>	<u>100-154</u>	<u>.649</u>	<u>203</u>	<u>7.0</u>	<u>29</u>	<u>11</u>	<u>28</u>	<u>402</u>	<u>13.9</u>
Career	114-94	455-925	.492	0-5	.000	255-394	.647	692	6.1	79	37	82	1165	10.2

11. Lora Alexander (1989-90)

YEAR	G-GS	FG-FGA	PCT	3PM-A	PCT	FT-FTA	PCT	REB	AVG	AST	BS	ST	PTS	AVG
1988-89	27-24	191-448	.426	0-5	.000	114-214	.533	316	11.7	19	35	69	496	18.4
<u>1989-90</u>	<u>29-23</u>	<u>198-442</u>	<u>.448</u>	<u>0-2</u>	<u>.000</u>	<u>127-192</u>	<u>.661</u>	<u>306</u>	<u>10.6</u>	<u>27</u>	<u>16</u>	<u>60</u>	<u>523</u>	<u>19.6</u>
Career	56-47	389-890	.437	0-7	.000	241-406	.593	622	11.1	46	51	129	1019	18.1



Sheila Brown



Rhoda Chew



Lamisha Augustine



Natasha Johnson



Tatiana Taylor



Lora Alexander



All-Time Series

OPPONENT	W	L	OPPONENT	W	L	OPPONENT	W	L
Air Force	2	1	Iowa	0	1	San Diego State	4	16
Arizona	1	2	Jackson State	1	0	San Francisco	20	14
Arizona State	2	3	Kansas	0	2	San Francisco State	6	3
Arkansas State	0	1	Lamar	0	1	Santa Clara	18	21
Army	1	0	Long Beach State	1	28	Sonoma State	2	0
Baylor	0	2	Long Island	1	0	South Dakota State	1	1
Biola	0	1	Louisiana Tech	0	14	Southern California	2	5
Boise State	10	6	Loyola-Chicago	1	0	Southern Illinois	0	1
Bradley	0	1	Loyola Marymount	1	0	Southern Methodist	3	14
Brigham Young	2	3	Marist	1	0	Southwest Missouri State	0	1
California	8	22	Miami, Ohio	0	1	Southern Utah	2	1
Cal Poly Pomona	2	2	Mississippi	0	1	Southern Utah State	1	0
Cal Poly	8	4	Memphis State	1	0	Stanford	13	10
Cal State Bakersfield	0	1	Middle Tennessee State	0	1	Stephen F. Austin	0	1
Cal State Fullerton	9	24	Mississippi State	0	1	Tennessee	0	1
Cal State Hayward	7	1	Montana	1	0	Tennessee-Martin	1	0
Cal State Los Angeles	1	0	Montana State	2	1	Texas	0	2
Cal State Northridge	7	1	Montclair State	0	1	Texas Christian	1	6
Cal State Stanislaus	4	0	Morgan State	0	1	Texas-El Paso	7	9
Central Michigan	0	1	Navy	0	1	Towson State	0	1
Chico State	2	4	UNLV	3	24	Tulsa	9	9
Colgate	1	0	Nevada	22	14	UC Davis	5	5
Colorado State	1	6	New Mexico	0	2	UC Irvine	10	16
Columbia	1	0	New Mexico State	3	18	UC Santa Barbara	7	19
Cornell	1	1	New Orleans	0	1	UCLA	0	5
Drake	0	1	North Dakota State	1	1	US International	0	1
Duke	0	1	North Dakota State	1	1	Utah	2	4
Eastern Washington	1	0	Northern Arizona	1	3	Utah State	4	3
Fresno State	19	41	Northern Colorado	0	1	Valparaiso	0	1
George Mason	0	1	Northeastern Illinois	1	0	Vermont	0	1
Georgia State	0	1	Northern Illinois	0	1	Washington	0	6
Georgia Tech	0	1	Northwestern State La.	0	1	Washington State	3	5
Gonzaga	1	3	Oregon	2	8	Wayland Baptist	0	1
Grambling State	1	0	Oregon State	3	7	Weber State	3	2
Hartnell	1	0	Pacific	13	30	Wisconsin	0	1
Harvard	0	2	Portland	0	1	Wisconsin-Milwaukee	0	1
Hawaii	13	35	Portland State	1	4	Wyoming	0	2
Houston	1	1	Rice	2	14	Yale	2	0
Humboldt State	1	0	Rutgers	0	1			
Idaho	8	8	Sacramento State	12	11			
Idaho State	1	1	Saint Mary's	2	8			
			San Diego	2	4			
						TOTALS	.318	584



Megan Gluhan holds the Event Center record for free throws made in a game at 13. She made 70 three-point goals from 1998-2000, good for eighth all-time in San Jose State history.



Atari Parker is second all-time in free throw percentage at .783 (166-212). She was twice named WAC Player of the Week during her career.

Series Scores (2008-09 Opponents)



Boise State (10-6)

1994-95	N	L	57-53
2001-02	A	W	85-74, OT
	H	W	64-53
2002-03	H	W	69-64
	A	W	73-61
2003-04	A	W	76-70
	H	W	58-48
2004-05	H	W	64-47
	A	L	67-54
2005-06	H	W	63-57
	A	W	69-64
2006-07	A	L	82-59
	H	W	68-60
	N	L	81-64
2007-08	H	L	78-51
	A	L	74-65

California (8-22)

1975-76	H	W	62-54
	A	L	50-47
1977-78	N	W	66-65
	A	W	45-37
	H	W	76-65
1978-79	H	W	77-51
	A	W	80-51
1979-80	A	L	78-69
	H	W	77-70
1980-81	H	L	78-63
	A	L	83-66
1981-82	A	L	75-64
	H	W	65-56
1982-83	A	L	73-58
	H	L	82-73
1983-84	H	L	95-68
1983-84	A	L	92-81
1984-85	A	L	90-81
	H	L	97-81
1985-86	A	L	64-53
	H	L	77-63
1986-87	H	L	92-58
1987-88	A	L	84-65
1988-89	H	L	67-62
1989-90	A	L	77-49
1991-92	A	L	77-64
1994-95	A	L	95-57
2000-01	H	L	66-64
2003-04	A	L	90-67
2005-06	H	L	78-57

Cal State Bakersfield (0-1)

2007-08	A	L	89-66
---------	---	---	-------

Cal State Northridge (7-1)

1993-94	A	W	73-62
1994-95	H	W	90-65
1996-97	H	W	63-59
2002-03	H	W	76-51
2003-04	A	W	71-54
2005-06	A	W	76-62
2006-07	H	L	66-63
2007-08	A	W	59-55

Fresno State (17-42)

1974-75	N	L	90-40
1975-76	N	L	67-37
1977-78	H	W	69-55
	A	W	56-51
1978-79	A	W	66-53
	H	W	90-54
1979-80	H	W	84-69
	A	W	73-52
1980-81	A	W	75-55
	H	W	74-44
1981-82	A	W	62-52
	H	L	53-48
1982-83	A	W	55-54
	H	W	80-73
1983-84	H	L	52-46
	A	L	91-87
1984-85	A	L	73-63
	H	L	83-56
1985-86	H	L	92-50
	A	L	81-65
1986-87	A	L	107-68
	H	L	97-60
1987-88	H	L	63-43
	A	L	91-55
1988-89	H	L	80-49
	A	L	86-56
1989-90	H	L	72-57
	A	L	94-66
1990-91	A	L	98-67
	H	L	75-60
1991-92	A	L	74-66
	H	L	72-65
1993-94	H	W	70-64
1995-96	A	L	74-66
1996-97	H	L	64-62
	A	W	65-58
1997-98	A	L	81-66
	H	L	67-51
1998-99	A	L	76-48
	H	L	60-54
1999-00	A	L	84-66
	H	L	71-65

2000-01	A	L	83-62
	H	W	73-59
2001-02	H	W	77-62
	A	W	65-48
2002-03	H	W	66-53
	A	L	96-80
	N	L	63-57
2003-04	A	L	81-39
	H	L	72-60
2004-05	H	L	79-63
	A	L	73-64
2005-06	H	L	63-41
	A	L	77-60
2006-07	A	L	61-36
	H	L	70-63
2007-08	A	L	81-63
	H	L	83-65
	N	L	87-76

Hawaii (11-37)

1977-78	H	W	88-31
1979-80	H	W	96-53
1981-82	H	W	86-63
1985-86	H	L	94-65
1986-87	H	L	68-45
	H	L	79-58
1987-88	A	L	90-55
	A	L	73-43
1988-89	H	L	77-66
	H	L	78-58
1989-90	A	L	86-50
	A	L	94-62
1990-91	H	L	67-55
	H	L	71-45
1991-92	A	L	99-80
	A	L	76-63
1992-93	H	L	79-66
	H	L	91-54
1993-94	A	L	88-52
	A	L	95-45
1994-95	H	W	59-57
	A	L	72-62
1995-96	A	L	96-52
	H	L	62-39
1996-97	H	L	84-57
	A	L	69-51
1997-98	A	L	86-56
	H	L	80-69
1998-99	A	L	87-44
	H	L	70-43
1999-00	H	L	73-57
	A	L	69-42
2000-01	A	W	74-72

	H	L	91-61
2001-02	A	L	81-67
	H	L	66-57
2002-03	A	L	54-40
	H	W	71-67
2003-04	H	W	73-45
	A	W	62-50
2004-05	H	W	54-49 OT
	A	W	56-54
2005-06	H	L	76-61
	A	L	57-49
2006-07	H	W	57-56
	A	L	64-53
2007-08	H	L	70-54
	A	L	61-47

Idaho (8-8)

1986-87	H	L	72-60
1992-93	H	L	74-58
1994-95	A	W	75-66, OT
1995-96	A	W	68-65
1997-98	H	W	79-66
1998-99	A	L	74-59
2001-02	H	W	61-44
2002-03	A	L	73-57
2005-06	H	W	61-52
	A	L	80-62
2006-07	H	L	72-64
	A	L	69-66
	N	W	72-66
2007-08	H	W	53-46
	A	L	77-66
	N	W	70-63

Kansas (0-2)

1980-81	H	L	81-72
2007-08	H	L	59-52

Long Beach State (1-28)

1977-78	H	L	70-57
1978-79	A	L	90-69
1979-80	A	L	79-69
1980-81	A	L	79-56
1981-82	H	L	75-54
1982-83	A	L	89-63
1983-84	H	L	87-45
1984-85	A	L	99-76
1986-87	A	L	120-53
	H	L	149-69
1987-88	A	L	96-33
	H	L	82-51
1988-89	H	L	113-72
	A	L	111-59



Series Scores (2008-09 Opponents)

1989-90 A L 93-53
 H L 93-71
 1990-91 H L 110-56
 A L 73-53
 1991-92 A L 91-65
 H L 83-51
 1992-93 H L 59-58
 A L 87-73
 1993-94 H W 73-71
 A L 82-66
 1994-95 A L 70-58
 H L 64-59
 1995-96 H L 91-81
 A L 89-87, OT
 2007-08 H L 64-60

Louisiana Tech (0-14)

2001-02 H L 79-49
 A L 87-47
 2002-03 A L 83-38
 H L 66-59
 2003-04 H L 84-71
 A L 82-51
 2004-05 A L 66-52
 H L 80-51
 2005-06 A L 74-51
 H L 78-48
 2006-07 H L 65-52
 A L 71-61
 2007-08 A L 70-54
 H L 78-64

Loyola Marymount (1-0)

1993-94 A W 73-68

Nevada (22-14)

1975-76 A L 55-47
 A W
 1977-78 H W 64-54
 1978-79 H W 93-50
 1979-80 N W 95-38
 1983-84 H W 90-86
 1987-88 A L 72-54
 1992-93 H W 55-49
 A L 76-63
 1993-94 H W 79-43
 A W 78-51
 1994-95 H W 59-54
 A L 74-73
 1995-96 A L 68-58
 H L 81-62
 1996-97 H W 79-54

1997-98 A L 59-52
 1999-00 H L 65-58
 2000-01 A L 86-57
 H W 78-75
 2001-02 H W 78-60
 A W 71-52
 2002-03 H W 63-60
 A W 77-52
 2003-04 A W 70-63
 H W 81-78,

2OT

N W 68-60
 2004-05 H W 76-63
 A W 65-49
 2005-06 A W 64-56
 H W 53-48
 N L 76-61
 2006-07 A L 74-47
 H L 70-52
 2007-08 A L 72-51
 H L 78-62

New Mexico State (3-18)

1990-91 H L 95-66
 A L 104-63
 1991-92 A L 94-74
 H L 102-81
 1992-93 H L 71-56
 A L 80-72
 1993-94 A L 91-68
 H L 91-84,

2OT

N L 85-57
 1994-95 A L 81-40
 H L 66-61
 1995-96 H L 58-49
 A L 86-54
 2003-04 H W 69-41
 2004-05 A W 54-43
 2005-06 A L 50-47
 H W 58-35
 2006-07 H L 59-48
 A L 79-53
 2007-08 A L 71-60
 H L 81-65

Northern Colorado (0-1)

2007-08 H L 69-46

Oregon (2-8)

1974-75 W 62-47
 1979-80 H L 93-77

1980-81 N L 81-61
 1982-83 H L 66-64
 1983-84 N L 75-65
 A L 66-58
 1984-85 H W 68-62
 1985-86 A L 77-640
 H L 81-59
 2007-08 A L 67-32

Sacramento State (12-11)

1975-76 H L 96-54
 A L 72-36
 1976-77 L 63-57
 L 61-56
 1977-78 H W 68-28
 1978-79 H W 87-48
 1985-86 N L 79-69
 1986-87 A W 61-58
 1987-88 H W 65-61
 1991-92 A L 60-51
 1992-93 H L 74-56
 1993-94 A L 111-100,
 OT
 1995-96 N W 85-68
 H W 77-71
 1996-97 H L 71-55
 1997-98 H W 76-68
 1998-99 N L 76-63
 1999-00 A W 62-60
 2000-01 H W 71-59
 2001-02 A W 82-57
 2003-04 A W 70-39
 2004-05 H W 59-46
 2007-08 A L 60-57

Santa Clara (18-21)

1975-76 A W 39-28
 1976-77 W 73-28
 1977-78 A W 73-49
 H W 89-26
 1978-79 A W 79-44
 H W 75-24
 1979-80 H W 70-25
 A W 79-52
 1980-81 A W 73-61
 H W 81-58
 1981-82 H W 80-64
 A L 66-64
 1982-83 H W 60-55
 A W 66-59
 1983-84 H W 73-72
 1984-85 A L 62-60

H W 62-53
 1985-86 A L 60-45
 1986-87 H L 74-49
 1987-88 A L 71-31
 1988-89 H W 66-62, OT
 1989-90 H W 75-55
 1990-91 A L 72-45
 1991-92 H L 80-50
 1993-94 N L 81-54
 1994-95 N L 79-58
 1995-96 N L 77-42
 1996-97 N L 82-62
 1997-98 N L 90-51
 1998-99 N L 78-45
 1999-00 N L 79-51
 2000-01 H L 85-68
 2001-02 A L 73-58
 2002-03 H L 61-54
 2003-04 A W 75-62
 2004-05 H L 75-74
 2005-06 A L 81-70
 2006-07 H L 71-59
 2007-08 A L 78-58

Utah State (4-3)

1980-81 H W 88-66
 2005-06 A W 63-51
 H W 70-49
 2006-07 A L 58-50
 H W 65-57
 2007-08 A L 68-58
 H L 61-60

Coaching Records



YEAR	W/L	PCT.	CONF./FINISH	PCT	HEAD COACH
1974-75	3-5	.375			Carolyn Lewis
1975-76	5-10	.333			Carolyn Lewis
1976-77	10-10	.500	4-7/4th	.364	Sharon Chatman
1977-78	17-10	.630	12-0/1st	1.000	Sharon Chatman
1978-79	24-4	.857	12-0/1st	1.000	Sharon Chatman
1979-80	22-9	.710	9-3/2nd	.750	Sharon Chatman
1980-81	14-13	.519	8-4/2nd	.667	Sharon Chatman
1981-82	15-12	.556	7-5/3rd	.583	Sharon Chatman
1982-83	17-9	.624	8-6/5th	.571	Sharon Chatman
1983-84	9-17	.346	5-9/6th	.357	Sharon Chatman
1984-85	9-17	.346	3-9/7th	.250	Sharon Chatman
1985-86	6-20	.231	1-11/7th	.083	Sharon Chatman
1986-87	3-23	.115	1-17/9th	.056	Tina Krah
1987-88	1-26	.037	0-18/10th	.000	Tina Krah
1988-89	4-23	.148	1-17/10th	.056	Tina Krah
1989-90	5-24	.172	2-16/9th	.111	Tina Krah
1990-91	2-25	.074	0-18/10th	.000	Tina Krah
1991-92	2-25	.074	1-17/10th	.056	Tina Krah
1992-93	5-21	.192	4-14/tie 8th	.222	Karen Smith
1993-94	14-13	.519	9-9/tie 6th	.500	Karen Smith
1994-95	4-24	.142	2-16/10th	.111	Karen Smith
1995-96	8-19	.308	3-15/tie 9th	.167	Karen Smith
1996-97	10-18	.357	5-11/6th	.313	Karen Smith
1997-98	6-21	.222	2-12/8th	.143	Karen Smith
1998-99	2-25	.074	0-14/8th	.000	Karen Smith
1999-00	3-24	.111	1-13/8th	.071	Janice Richard
2000-01	13-16	.448	4-12/9th	.250	Janice Richard
2001-02	17-11	.607	12-6/4th	.750	Janice Richard
2002-03	13-15	.464	9-9/6th	.500	Janice Richard
2003-04	16-13	.552	7-11/T6th	.389	Janice Richard
2004-05	18-12	.600	10-8/T4th	.556	Janice Richard
2005-06	13-15	.464	8-8/T4th	.500	Janice Richard
2006-07	5-27	.156	4-12/T8th	.333	Greg Lockridge (interim) Derrick Allen (interim)
2007-08	3-28	.097	1-15/9th	.063	Pam DeCosta
34 YRS	318-584	.353	155-342	.312	

San Jose State Coaching Records

	<u>No. of Seasons</u>	<u>Seasons</u>	<u>Wins</u>	<u>Losses</u>	<u>Pct.</u>
Pam DeCosta	1	2007-08	3	28	.097
Derrick Allen**	1	2006-07	5	21	.192
Greg Lockridge*	1	2006-07	0	6	.000
Janice Richard	7	1999-2006	93	106	.467
Karen Smith	7	1993-99	49	141	.216
Tina Krah	6	1987-92	17	146	.104
Sharon Chatman	10	1977-86	143	121	.542
Carolyn Lewis	<u>2</u>	<u>1975-76</u>	<u>8</u>	<u>15</u>	<u>.348</u>
Totals	32	1974-2007	315	556	.362

*named Interim Coach on 11/30/2006

**named Interim Coach on 8/20/2006



Carolyn Lewis



Sharon Chatman



Tina Krah



Karen Smith



Janice Richard



Pam DeCosta





Year-By-Year Scores

1974-75 (3-5)

L	Chico State	82-54
L	Fresno State	90-40
W	Humboldt State	54-51
W	Oregon	62-47
L	CS Hayward	70-53
L	USF	56-48
L	at Stanford	76-52
W	Hartnell	59-38

Records are incomplete from 1974-75.

1975-76 (5-10)

1/21	W	at Santa Clara	39-28
	L	CHICO STATE	63-35
		at Chico State Tournament	
	L	UC Davis	65-56
	L	Fresno State	67-37
	L	UC DAVIS	49-45
1/9	W	at Stanford	68-49
1/13	W	CALIFORNIA	62-54
	L	at UC Davis	74-54
	L	at Nevada	55-47
2/10	L	at California	50-47
	L	CS SACRAMENTO	96-54
2/23	L	STANFORD	83-66
	L	at CS Sacramento	72-36
2/28	W	vs. Stanford	57-50
	W	at Nevada	


1976-77 (10-10, 4-7)

W	Stanislaus State	30-27
W	San Francisco State	75-21
W	Stanislaus State	79-37

W	Cal State Hayward	48-46	
L	UCLA	80-42	
W	USC	68-49	
2/5	L	at Stanford	62-56
	L	Chico State	53-50
	L	UC Davis	65-57
	W	Stanislaus State	62-48
	L	CS SACRAMENTO	63-57
	W	Santa Clara	73-28
	L	San Francisco State	71-53
	L	Cal Poly Pomona	81-60
	W	Cal State Hayward	65-60
	L	San Francisco State	69-57
	L	at CS Sacramento	61-56
	L	Chico State	60-40
	W	UC Davis	57-54
2/26	W	STANFORD	67-46

1977-78 (17-10, 12-0)

		at Cal Poly Invitational	
	L	UC Santa Barbara	61-60
12/2	W	California	66-65
	L	San Diego State	89-85
	L	at UCLA	84-70
	L	at USC	69-53
	L	at Cal Poly Pomona	65-51
	L	at UC Davis	41-40
	W	CS HAYWARD	75-46
	W	HAWAII	88-31
	W	NEVADA	64-54
	L	CS FULLERTON	89-83
1/18	W	at California	45-37
	W	USF	75-55




Elinor Banks was the first Spartan to be named an All-American for the 1978-79 season.

1/25	W	at Stanford	61-56
	W	at Pacific	67-42
	W	FRESNO STATE	69-55
	W	at Santa Clara	73-49
2/8	W	CALIFORNIA	76-65
	W	CS SACRAMENTO	68-28
	W	PACIFIC	68-33
	W	at USF	84-51
	L	BIOLA	64-60
W		SANTA CLARA	89-26
2/24	W	STANFORD	72-65
	L	LONG BEACH ST.	70-57
	W	at Fresno State	56-51
	L	UNLV*	86-55

*first round of AIAW Regionals

1978-79 (24-4, 12-0)

		at USF Tournament	
	L	BYU	85-78
W		USF	85-68
	L	at Long Beach State	90-69
W		at CS-Los Angeles	88-48
	L	at UCLA	71-65
W		CS HAYWARD	92-37
W		CS SACRAMENTO	87-45
		at Santa Clara Tournament	
W		Chico State	67-29
W		CS Fullerton	62-56
W		ARIZONA STATE	84-55
1/4	W	ARIZONA	99-44
W		CAL POLY	96-31
W		at USF	74-44
W		YALE	89-47
W		PACIFIC	80-33
W		at Santa Clara	79-44
1/24	W	at Stanford	76-56



1978-79 NorCal Champions. AIAW Tournament Participants.
School Record 24-Win Season

Front Row (l to r): Lisa Frazer, Sandi Satre, Wanda Thompson, Cathy Turner & Karen Mason. Back Row (l to r): Raylene Ochoa, Lee Bernardino, Debbi Johnson, Elinor Banks, Susan Day, Winnia Gazaway & Sally Halvorson.

Year-By-Year Scores



W	at Fresno State	66-53
1/31 W	CALIFORNIA	77-51
W	FRESNO STATE	90-54
2/7 W	at California	80-51
W	USF	50-41
W	SANTA CLARA	75-24
W	at Pacific	77-51
2/24 W	STANFORD	79-51
W	SAN FRANCISCO ST.	59-43
W	NEVADA	93-50
L	USC*	99-92

*first round of AIAW Regionals

1979-80 (22-9, 9-3)

at Cal Poly Tournament

11/15 W	San Diego State	56-45
11/16 W	Stanford	64-59
11/17 W	USF	59-58

at Wayland Baptist Tournament

11/22 L	Wayland Baptist	76-55
11/23 W	BYU	92-86
11/24 W	Memphis State	71-61
12/4 W	USC	70-61
12/6 L	at Oregon	93-77
12/8 L	at Oregon State	74-72
12/12 W	E. WASHINGTON	63-53
12/15 L	TENNESSEE	81-70
12/21 W	at San Francisco State	66-52
at Santa Clara New Year's Classic		
12/27 W	Nevada	95-38
12/28 W	Cal Poly Pomona	95-60
1/3 W	at UC Davis	98-55
1/9 W	at Pacific	91-37



Karen Mason is the school's all-time scoring leader with 1,760 points. She was named and all-American for the 1980-81 season.

1/11 W	SANTA CLARA	70-25
1/12 W	HAWAII	96-53
1/16 W	STANFORD	80-61
1/23 L	at USF	61-57
1/26 W	FRESNO STATE	84-69
2/1 L	at California	78-69
2/2 L	at Long Beach State	79-69
2/6 W	at Santa Clara	79-52
2/8 W	WASHINGTON ST.	90-58
2/9 W	PACIFIC	69-65
2/16 L	at Stanford	66-59
2/21 W	USF	70-59
2/23 W	at Fresno State	73-52
2/29 W	CALIFORNIA	77-70
3/6 L	UCLA*	81-66

*first round of AIAW Regionals

1980-81 (14-13, 8-4)

ANHEUSER BUSCH CLASSIC

11/21 W	Utah State	88-66
11/22 L	UCLA	78-63
11/25 L	at Texas	74-54

at Santa Clara Tournament

12/5 W	San Francisco State	103-69
12/6 W	CS Fullerton	93-87
12/14 W	CAL POLY SLO	82-73


at Portland State Tournament

12/16 L	Oregon	81-61
12/17 L	Portland State	80-78
12/18 W	BYU	70-67
12/28 L	MONTCLAIR STATE	63-59
12/30 L	KANSAS	81-72
1/3 L	at Long Beach State	79-56
1/5 L	at USC	94-78
1/10 W	at Stanford	75-61
1/15 W	at Fresno State	75-55
1/17 W	USF	53-51
1/20 W	at Santa Clara	73-61
1/23 L	CALIFORNIA	78-63
1/30 L	at Pacific	59-51
2/3 W	SAN FRANCISCO ST.	69-65
2/7 W	STANFORD	61-48
2/10 W	at USF	75-53
2/13 W	FRESNO STATE	74-44
2/17 W	SANTA CLARA	81-58
2/20 L	at California	83-66
2/27 L	PACIFIC	85-71
3/12 L	USC*	91-57

*first round of AIAW Regionals

1981-82 (15-12, 7-5)

11/20-21	ANHEUSER BUSCH CLASSIC	
11/20 W	Weber State	86-53
11/21 L	Texas	69-56
11/28 W	at Cal Poly	82-56
11/29 W	at UC Santa Barbara	75-52
12/5 W	at Utah	66-57



Wanda Thompson holds school records for assists in a season (211) and a career (742) and steals in a season (136) and a career (434).

12/6 W	at Cal Poly Pomona	74-73 (OT)
12/12 L	USC	88-72
12/13 L	LONG BEACH ST.	75-54
12/19 L	at Arizona State	71-58
12/20 L	at UNLV	80-71
12/22 W	CHICO STATE	85-56
12/30 L	OREGON STATE	80-79 (2OT)
1/6 W	HAWAII	86-63
1/7 W	at San Diego	60-39
1/9 L	at UC Irvine	46-42
1/14 W	SANTA CLARA	80-64
1/16 W	PACIFIC	89-57
1/23 W	at Stanford	74-65
1/27 W	at Fresno State	62-52
1/30 W	USF	62-49
2/6 L	at California	75-64
2/10 L	at Santa Clara	66-64
2/13 L	at Pacific	72-61
2/20 L	STANFORD	85-72
2/24 W	at USF	48-40
2/27 L	FRESNO STATE	53-48
3/6 W	CALIFORNIA	65-56

1982-83 (17-9, 8-6)

11/18-20	at Cal Poly Classic	
11/18 W	UC Santa Barbara	81-58
11/19 L	Arizona State	59-58
11/20 W	Cal Poly	74-55
12/2-3	ANHEUSER BUSCH CLASSIC	
12/2 W	UC Santa Barbara	70-62
12/3 L	Stanford	84-66
12/6 W	SAN DIEGO	98-55



Year-By-Year Scores



Debbie Johnson, a two-time second team all-NorCal selection in 1978 and 1979, is third all-time in blocks with 82.

12/8	W	at Stanford	68-66
12/10-11		at Long Beach Classic	
12/10	W	Weber State	85-77
12/11	L	Long Beach State	89-63
12/19-21		at UC Irvine Tournament	
12/19	W	Utah	69-57
12/20	W	CS Fullerton	63-59
12/21	W	Houston	71-68
1/4	W	at USF	81-66
1/6	L	PACIFIC	70-68
1/11	W	at Fresno State	55-54
1/17	W	SANTA CLARA	60-55
1/20	W	at Washington State	67-63
1/22	L	at Washington	67-63
1/27	L	at California	73-58
2/3	L	OREGON	66-64
2/5	W	OREGON STATE	69-56
2/10	L	at Pacific	78-74
2/12	W	FRESNO STATE	80-73
2/15	W	at Santa Clara	66-59
2/18	W	USF	66-65
2/26	L	CALIFORNIA	82-73

1983-84 (9-17, 5-9)

11/17-19		at Cal Poly SLO Classic	
11/17	W	UC Davis	78-49
11/18	L	Oregon	75-65
11/19	W	UC Santa Barbara	93-57
11/23	L	STANFORD	73-72
11/29	W	SONOMA STATE	84-55
12/2-3		ANHEUSER BUSCH CLASSIC	
12/2	W	Nevada	90-86

12/3	L	Montana State	71-69
12/9	L	HOUSTON	72-48
12/10	L	at UNLV	65-47
12/21	L	at San Francisco State	86-81
1/5		at Montana Classic	
1/5	L	at Colorado State	68-55
1/12	L	FRESNO STATE	52-46
1/14	W	USF	73-49
1/18	W	at Santa Clara	64-61
1/23	W	at Pacific	79-68
1/26	L	WASHINGTON	89-71
1/28	W	WASHINGTON ST.	78-69
2/1	L	CALIFORNIA	95-68
2/9	L	at Oregon State	89-71
2/11	L	at Oregon	66-58
2/16	L	PACIFIC	73-70
2/17	L	at Fresno State	91-87
2/21	W	SANTA CLARA	73-72
2/24	L	at USF	82-68
2/26	L	LONG BEACH ST.	87-45
3/2	L	at California	92-81

1984-85 (9-17, 3-9)

11/15-16		at Cal Poly Classic	
11/15	W	UC Santa Barbara	79-61
11/16	L	UC Irvine	58-48
11/27	L	at Stanford	75-72
11/30-12/1		ANHEUSER BUSCH CLASSIC	
11/30	L	UTEP	75-73
12/1	L	Iowa	67-45
12/6	W	CS HAYWARD	90-62
12/8	W	PACIFIC	83-74
12/11	W	SAN FRANCISCO ST.	96-69
12/21	L	at San Diego State	97-67
12/27-29		at UC Irvine Holiday Classic	
12/27	W	Idaho State	97-72
12/28	L	CS Fullerton	76-55
12/29	L	at UC Irvine	88-84 (OT)
1/2	L	at Long Beach State	99-76
1/8	W	ST. MARY'S	83-80
1/12	W	USF	84-58
1/17	L	at Santa Clara	62-60
1/18	L	at Fresno State	73-63
1/24	L	at Washington	97-66
1/26	L	at Washington State	82-69
2/1	W	OREGON	68-62
2/2	L	OREGON STATE	83-52
2/8	L	at California	90-81
2/9	L	at USF	78-67
2/15	W	SANTA CLARA	62-56
2/23	L	FRESNO STATE	83-56
3/1	L	CALIFORNIA	97-81


1985-86 (6-20, 1-11)

11/22-23		ANHEUSER BUSCH CLASSIC	
11/22	L	Arizona	81-64
11/23	L	Hawaii	94-65

11/29	L	CAL POLY	67-63
12/6-7		at Dial Classic, San Diego State	
12/6	L	New Orleans	69-50
12/7	W	Jackson State	75-72
12/10	L	at Pacific	71-70
12/13	L	UNLV	74-33
12/31	L	at Santa Clara	60-45
1/1	W	MONTANA	67-60
1/3-4		at Cal Poly Tournament	
1/3	L	CS Sacramento	79-69
1/4	W	Army	79-58
1/8	W	at Saint Mary's	70-67
1/11	W	at CS Hayward	71-53
1/17	L	at Oregon State	80-53
1/18	L	at Oregon	77-64
1/25	L	FRESNO STATE	92-50
1/30	L	at Washington State	84-72
2/1	L	at Washington	77-44
2/7	L	at California	64-53
2/14	L	OREGON	81-59
2/15	W	OREGON STATE	88-78
2/21	L	at Fresno State	81-65
2/26	L	U.S. INTERNATIONAL	89-86
2/28	L	WASHINGTON	87-53
3/1	L	WASHINGTON ST.	75-74
3/1	L	CALIFORNIA	77-63

1986-87 (3-23, 1-17)

11/29	W	at CS Sacramento	61-58
12/5-6		ANHEUSER BUSCH TIP-OFF CLASSIC	
12/5	L	George Mason	67-60



Rhoda Chew holds the Spartan single season rebounding record with 329 rebounds during the 1983-84 season. She is second all-time with 946 rebounds from 1982-85.


Year-By-Year Scores



12/6	L	Idaho	72-60
12/11	L	SANTA CLARA	74-49
12/13	L	at Stanford	94-43
12/20	L	at USF	76-48
12/30	W	CS HAYWARD	59-53
1/2	L	at Fresno State	107-68
1/3	L	at UC Santa Barbara	71-49
1/8	L	PACIFIC	70-55
1/10	W	UC SANTA BARBARA	72-61
1/15	L	UNLV	72-42
1/19	L	CALIFORNIA	92-58
1/22	L	at Long Beach State	120-53
1/24	L	at UC Irvine	73-49
1/29	L	CS FULLERTON	92-54
1/31	L	SAN DIEGO STATE	64-60
2/5	L	at Pacific	68-57
2/7	L	UC IRVINE	76-61
2/12	L	HAWAII	68-45
2/14	L	HAWAII	79-58
2/16	L	LONG BEACH ST.	149-69
2/19	L	FRESNO STATE	97-60
2/21	L	at CS Fullerton	88-59
2/26	L	at UNLV	88-41
2/28	L	at San Diego State	97-56

1987-88 (1-26, 0-18)

12/1	L	at California	84-65
12/4	L	TOWSON STATE	70-60
12/7	L	WASHINGTON	77-38
12/9	L	at Nevada	72-54
12/12	W	CS SACRAMENTO	65-61



Dana Foster, a two-time second team All-NorCal selection in 1985 and 1986, is second in single season assists with 196 and third all-time with 589 career assists.

12/14	L	at Santa Clara	71-31
12/29-30		ANHEUSER BUSCH CLASSIC	
12/29	L	Duke	86-47
12/30	L	USF	59-57
1/2	L	at Hawaii	90-55
1/4	L	at Hawaii	73-43
1/7	L	at Long Beach State	96-33
1/9	L	at UNLV	87-40
1/14	L	CS FULLERTON	68-52
1/16	L	SAN DIEGO STATE	95-59
1/21	L	at Pacific	49-46
1/23	L	STANFORD	55-33
1/25	L	FRESNO STATE	63-43
1/28	L	UC SANTA BARBARA	69-54
1/30	L	UC IRVINE	84-59
2/4	L	UNLV	113-42
2/6	L	LONG BEACH STATE	82-51
2/11	L	at San Diego State	96-54
2/13	L	at CS Fullerton	74-56
2/20	L	PACIFIC	65-55
2/25	L	UC IRVINE	97-57
2/27	L	at UC Santa Barbara	58-56
3/5	L	at Fresno State	91-55

1988-89 (4-23, 1-17)

11/27	L	WISCONSIN	72-67
12/2-3		at Lady Ute Classic	
12/2	L	Utah	90-45
12/3	L	SW Missouri State	75-60
12/6	W	at USF	61-47
12/9	L	CALIFORNIA	67-62
12/15	L	SAINT MARY'S	91-65
12/17	L	FRESNO STATE	80-49
12/20	W	SANTA CLARA	66-62 (OT)
12/29-30		ANHEUSER BUSCH CLASSIC	
12/29	L	Central Michigan	70-51
12/30	W	USF	66-49
1/5	L	UNLV	79-54
1/7	L	LONG BEACH ST.	113-72
1/12	L	at San Diego State	77-64
1/14	L	at CS Fullerton	78-51
1/21	L	PACIFIC	59-54
1/26	L	at UC Irvine	63-53
1/28	L	at UC Santa Barbara	49-43
2/2	L	at Long Beach State	111-59
2/4	L	at UNLV	91-60
2/9	L	CS FULLERTON	75-56
2/11	L	SAN DIEGO STATE	84-52
2/14	L	HAWAII	77-66
2/16	L	HAWAII	78-58
2/20	L	at Fresno State	86-56
2/23	W	UC SANTA BARBARA	63-61
2/25	L	UC IRVINE	55-34
3/2	L	at Pacific	67-60

1989-90 (5-24, 2-16)

11/24	L	UTAH	78-59
-------	---	------	-------



Lora Alexander was a second team All-Big West pick in 1989 and honorable mention in 1990. She scored 523 points in 1989-90.

11/26	L	at California	77-49
12/1-2		at USF Tournament	
12/1	L	Oregon State	72-62
12/2	W	Southern Utah State	73-68
12/5	L	at St. Mary's	94-70
12/8	L	at Portland	78-69
12/10	L	at Portland State	76-64
12/28-29		ANHEUSER BUSCH CLASSIC	
12/28	W	Santa Clara	75-55
12/29	L	Miami, Ohio	76-52
1/2	L	*CS FULLERTON	61-48
1/7	L	*at Hawaii	86-50
1/8	L	*at Hawaii	94-62
1/11	W	*UC IRVINE	70-51
1/13	L	*UC SANTA BARBARA	72-61
1/18	L	*FRESNO STATE	72-57
1/20	L	*SAN DIEGO STATE	84-74
1/25	L	*at Long Beach State	93-53
1/27	L	*at UNLV	76-46
2/3	L	*PACIFIC	71-58
2/8	L	*at UC Santa Barbara	55-49
2/10	W	*at UC Irvine	58-52
2/17	L	*at Fresno State	94-66
2/19	L	*at Pacific	70-56
2/22	L	*UNLV	86-59
2/24	L	*LONG BEACH ST.	93-71
3/1	L	*at San Diego State	66-42
3/3	L	*at CS Fullerton	63-54
3/7-8		at Big West Conference Tournament	
3/7	W	San Diego State	81-59
3/8	L	UNLV	102-67




Year-By-Year Scores

1990-91 (2-25, 0-18)

11/25 W	NE ILLINOIS	71-69
11/28 L	SAINT MARY'S	79-46
12/4 L	at San Francisco	78-54
12/7-8	at Oregon State Classic	
12/7 L	San Diego	90-66
12/8 L	Idaho State	54-41
12/11 L	at Santa Clara	72-45
12/28-29	ANHEUSER BUSCH CLASSIC	
12/28 L	Portland State	80-71
12/29 L	San Francisco	69-64
1/2 W	COLUMBIA	70-64
1/4 L	*NEW MEXICO ST.	95-66
1/7 L	*at CS Fullerton	95-46
1/9 L	*at #6 UNLV	84-55
1/12 L	*UC SANTA BARBARA	97-62
1/14 L	*UC IRVINE	63-47
1/16 L	*PACIFIC	73-49
1/19 L	*at Fresno State	98-67
1/22 L	*HAWAII	67-55
1/23 L	*HAWAII	71-45
1/28 L	*LONG BEACH ST.	110-56
1/31 L	*UNLV	79-46
2/2 L	*CS FULLERTON	72-52
2/7 L	*at UC Santa Barbara	90-69
2/9 L	*at UC Irvine	70-54
2/13 L	*FRESNO STATE	75-60
2/23 L	*at Pacific	72-54
2/28 L	*at New Mexico State	104-63
3/2 L	*at Long Beach State	73-53

1991-92 (2-25, 1-17 Big West)



LaTasha Causey lettered at San Jose State from 1988-90 and 1992. She is fourth all-time in assists (337) and sixth in steals (190).




Kim Skaggs was a 1989 Big West All-Freshman team selection. She is sixth all-time in three-point goals made with 80.

11/24 L	SANTA CLARA	80-50
11/26 L	at CS Sacramento	60-51
11/30 L	at California	77-64
12/6 L	at St. Mary's	63-56
12/13-14	USF CLASSIC	
12/13 L	Middle Tennessee St.	88-54
12/14 W	Cal State Stanislaus	81-59
12/28-29	CALISTOGA HOLIDAY CLASSIC	
12/28 L	DRAKE	77-67
12/29 L	SOUTHERN METHODIST	60-51
1/5 L	*at Fresno State	74-66
1/8 L	SAN FRANCISCO	74-63
1/18 L	*UC SANTA BARBARA	81-62
1/23 L	*at New Mexico State	94-74
1/25 L	*at UNLV	95-55
1/30 L	*CS FULLERTON	83-76
2/1 W	*UC IRVINE	78-64
2/4 L	*PACIFIC	65-60
2/7 L	*at Hawaii	99-80
2/9 L	*at Hawaii	76-63
2/13 L	*at UC Santa Barbara	102-75
2/15 L	*at Long Beach State	91-65
2/20 L	*UNLV	72-60
2/22 L	*NEW MEXICO ST.	102-81
2/27 L	*at UC Irvine	72-68
2/29 L	*at CS Fullerton	87-75
3/3 L	*at Pacific	78-46
3/5 L	*FRESNO STATE	72-65
3/8 L	*LONG BEACH ST.	83-51

1992-93 (5-21, 4-14 Big West)

12/1 L	SACRAMENTO ST.	74-56
12/4-5	Saint Mary's Classic	
12/4 L	Southern Utah	64-63
12/5 W	Northern Arizona	62-50
12/10 L	at USF	57-41
12/20 L	NORTHWESTERN ST. (La.)	84-62
12/28-29	CALISTOGA CLASSIC	
12/28 L	Idaho	74-58
12/29 L	CS Fullerton	76-75
1/4 W	*NEVADA	55-49
1/7 L	SAINT MARY'S	60-55
1/9 L	*at Pacific	57-45
1/14 W	*at UC Irvine	85-75
1/16 L	*at UC Santa Barbara	77-49
1/21 L	*NEW MEXICO ST.	71-56
1/23 L	*UNLV	84-69
1/28 L	*at CS Fullerton	88-60
2/6 L	*HAWAII	79-66
2/7 L	*HAWAII	91-54
2/11 L	*UC SANTA BARBARA	88-60
2/13 L	*LONG BEACH ST.	59-58
2/18 L	*at UNLV	95-52
2/20 L	*at New Mexico State	80-72
2/25 W	*UC IRVINE	80-62
2/27 W	*CS FULLERTON	85-68
3/1 L	*PACIFIC	69-51
3/4 L	*at Nevada	76-63
3/6 L	*at Long Beach State	87-73



Sherry Yudt is fifth all-time in assists with 336 after playing for four years from 1990-93. She is seventh all-time in steals with 169.


Year-By-Year Scores



Hulett Brooks was the only Spartan to ever be named a first-team All-Big West Conference selection in 1994.

1993-94 (14-13, 9-9 Big West)

11/30	W	FRESNO STATE	70-64
12/1	L	SANTA CLARA	81-54
12/8	W	USF	62-49
12/10	L	at CS Sacramento	111-100 (OT)
12/20	L	at Saint Mary's	79-62
12/29	W	at Loyola Marymount	73-68
12/30	W	at Cal State Northridge	73-62
1/5	W	CORNELL	65-48
1/8	L	*at Pacific	72-70
1/13	W	*LONG BEACH ST.	73-71
1/15	L	*UC SANTA BARBARA	81-68
1/17	W	*NEVADA	79-43
1/20	L	*at New Mexico State	91-68
1/22	L	*at UNLV	84-59
1/27	W	*at Nevada	78-51
1/29	W	*PACIFIC	74-63
2/3	W	*UC IRVINE	79-67
2/5	W	*CS FULLERTON	75-66
2/11	L	*at UC Santa Barbara	75-68
2/13	L	*at Long Beach State	82-66
2/17	W	*UNLV	78-70
2/19	L	*NEW MEXICO ST.	91-84 (2OT)
2/24	W	*at CS Fullerton	89-71
2/26	W	*at UC Irvine	69-66
3/4	L	*at Hawaii	88-52
3/6	L	*at Hawaii	95-45
3/9		at Big West Conference Tourney	
3/9	L	New Mexico State	85-57



Kari Steele, a two-time honorable mention All-Big West Conference selection, is the Spartans' career three-point leader with 199 made in 575 attempts.

1994-95 (4-24, 2-16 Big West)

11/25-26		at Best of West Tournament	
11/25	L	Oregon State	80-54
11/26	W	Idaho	75-66 OT
12/3	L	at California	95-57
12/9	L	WEBER STATE	62-48
12/16-17		at Oakland Tribune Classic	
12/16	L	Boise State	57-53
12/17	L	Georgia State	70-41
12/19	L	at USF	88-59
12/27	L	at Santa Clara	79-58
12/28	W	CS NORTHRIDGE	90-65
1/3	W	*NEVADA	59-54
1/5	L	*PACIFIC	64-51
1/8	L	*at UC Santa Barbara	74-63
1/10	L	*at Long Beach State	70-58
1/13	L	*UC IRVINE	64-43
1/15	L	*CS FULLERTON	84-79
1/20	L	*at UNLV	75-59
1/22	L	*at New Mexico State	81-40
1/27	W	*HAWAII	59-57
2/3	L	*LONG BEACH ST.	64-59
2/5	L	*UC SANTA BARBARA	69-66
2/10	L	*at CS Fullerton	70-57
2/12	L	*at UC Irvine	71-61
2/17	L	*NEW MEXICO ST.	66-61
2/19	L	*UNLV	86-56
2/26	L	*at Hawaii	72-62
3/2	L	*at Pacific	58-57
3/4	L	*at Nevada	74-73



Joi Turner is 10th in steals with 155 and free throw percentage at .691. She was the first Spartan to be honored as a WAC Player of the Week" on December 30, 1996.

3/7		at Big West Tournament	
3/7	L	Cal State Fullerton	91-73

1995-96 (8-19, 3-15 Big West)

11/29	L	at Fresno State	74-66
12/1	L	SANTA CLARA	77-42
12/8-9		at Best Western-Vandal Tournament (1st)	
12/8	W	CS Sacramento	85-68
12/9	W	Idaho	68-65
12/17	L	USF	80-49
12/20	L	STEPHEN F. AUSTIN	67-47
12/28	W	CS SACRAMENTO	77-71
12/30	W	MONTANA STATE	77-75
1/2	W	*UNLV	78-66
1/4	L	*NEW MEXICO ST.	58-49
1/7	L	*at Hawai'i	96-52
1/12	L	*at Pacific	79-70
1/15	L	*at Nevada	68-58
1/19	L	*UC SANTA BARBARA	85-43
1/21	L	*LONG BEACH ST.	91-81
1/26	L	*at UC Irvine	76-69
1/28	W	*at CS Fullerton	68-66
1/31	L	*HAWAII	62-39
2/4	W	CAL POLY	85-61
2/9	L	*PACIFIC	78-64
2/11	L	*NEVADA	81-62
2/16	L	*at Long Beach State	89-87 OT
2/18	L	*at UC Santa Barbara	76-42
2/23	L	*CS FULLERTON	84-55



Year-By-Year Scores



Natasha Johnson is second all-time in three-point field goals made and attempted. She sank 168 of her 545 attempts. She also had 310 assists in 109 games played.

2/25	W	*UC IRVINE	61-57
2/29	L	*at New Mexico State	86-54
3/6	L	*at UNLV	80-73

1996-97 (10-18, 5-11 WAC)

11/24	L	NORTHERN ARIZONA	64-56
11/27	W	NEVADA	79-54
12/1	L	SANTA CLARA (SJ Arena)	82-62
12/3	L	at CS Sacramento	71-55
12/6-8		at Copper Bowl Classic	
12/6	L	Arizona	90-55
12/8	L	Southern Illinois	78-55
12/14	W	CS NORTHRIDGE	63-59
12/20	W	at Cal Poly	72-57
12/22	L	GEORGIA TECH	68-53
12/28	W	ARIZONA STATE	62-57
1/2	L	*SAN DIEGO STATE	82-37
1/4	L	*HAWAII	84-57
1/7	W	PACIFIC	63-60
1/11	L	*FRESNO STATE	64-62
1/16	W	*at Air Force	78-62
1/18	L	*at UNLV	66-60
1/23	L	WYOMING	74-51
1/25	L	COLORADO STATE	88-62
1/30	L	*at Hawai'i	69-51
2/1	L	*at San Diego State	92-47
2/6	W	*at Fresno State	65-58
2/8	W	*TULSA	74-67
2/13	W	*UNLV	70-60
2/15	W	*AIR FORCE	85-52
2/20	L	*at Colorado State	80-55
2/22	L	*at Wyoming	86-53



Sasha Spalding was a member of the 1996-2000 San Jose State teams and then joined the coaching staff for two seasons. She had 511 rebounds in 100 games played.

2/28	L	*at Tulsa	76-68
3/3WAC Tournament, Las Vegas, Nev.			
3/3	L	SMU	76-52

1997-98 (6-21, 2-12 WAC)

11/16	L	BAYLOR	75-61
11/21	L	VALPARAISO	62-54
11/24	W	IDAHO	79-66
11/29	W	CS SACRAMENTO	76-68
12/2	L	Santa Clara (SJ Arena)	90-51
12/5	L	at UC Irvine	58-41
12/7	L	at San Diego	81-64
12/14	W	TENNESSEE-MARTIN	61-60
12/19	W	CAL POLY SLO	73-64
12/22	L	at Pacific	70-59
12/29	L	at Nevada	59-52
1/2	L	*at Hawai'i	86-56
1/4	L	*at San Diego State	68-55
1/8	L	*TCU	90-88 (OT)
1/10	L	*SMU	55-54
1/15	L	*at Rice	87-59
1/18	L	*at Tulsa	72-62
1/22	L	COLORADO STATE	70-56
1/24	L	*at Fresno State	81-66
1/29	L	*SAN DIEGO STATE	77-49
1/31	L	*HAWAII	80-69
2/5	L	*at SMU	66-46
2/7	W	*at TCU	91-86
2/12	W	*TULSA	57-51
2/14	L	*RICE	70-57
2/18	L	*FRESNO STATE	67-51
2/21	L	at Colorado State	108-56



Tatiana Taylor was a four-year letterwinner (2001-04) at San Jose State. She is fourth all-time in rebounding with 692 in 114 games played and fifth in free throws made with 255.

1998-99 (2-25, 0-14 WAC)

11/16	W	CAL POLY	71-61
11/21-22		Danka Classic, Reno, Nev.	
11/21	L	Navy	76-48
11/22	L	CS Sacramento	76-63
11/27-28		Holiday Inn Thanksgiving Classic, Moraga, Calif.	
11/27	L	Morgan State	46-39
11/28	W	Colgate	51-35
12/1	L	SANTA CLARA (SJ Arena)	78-45
12/5-6		Idaho Classic	
12/5	L	Northern Arizona	59-43
12/6	L	Idaho	74-59
12/12	L	CS FULLERTON	65-51
12/19	L	PACIFIC	75-38
12/21	L	CORNELL	75-54
12/30	L	at Arizona State	83-46
1/4	L	AIR FORCE	57-54
1/9	L	*at Fresno State	76-48
1/14	L	*at UTEP	65-47
1/16	L	*at New Mexico	66-43
1/21	L	*UTAH	74-50
1/23	L	*BRIGHAM YOUNG	81-38
1/28	L	*at San Diego State	89-59
1/30	L	*at Hawai'i	87-44
2/6	L	*FRESNO STATE	60-54
2/11	L	*NEW MEXICO	58-49
2/13	L	*UTEP	63-48
2/18	L	*at Utah	76-26
2/20	L	*at Brigham Young	74-48
2/25	L	*HAWAII	70-43
2/27	L	*SAN DIEGO STATE	78-46

Year-By-Year Scores



1999-2000 (3-24, 1-13 WAC)

11/19 L	NEVADA	65-58
11/21 L	GONZAGA	82-65
11/23 W	SONOMA STATE	68-62
11/28 L	LAMAR	75-58
12/1 L	Santa Clara	79-51
12/4 L	SAN DIEGO	60-51
12/7 W	at CS Sacramento	62-60
12/11 L	at Cal Poly	76-64
12/19-20	Hilton Garden Inn Classic, Flagstaff, Ariz.	
12/19 L	Northern Arizona	65-52
12/20 L	Mississippi	77-43
1/2 L	at CS Fullerton	86-77
1/7 L	at Pacific	77-50
1/13 L	*at TCU	84-42
1/15 L	*at SMU	80-42
1/20 L	*TULSA	71-55
1/22 L	*RICE	86-62
1/29 L	*HAWAII	73-57
2/3 L	*at Fresno State	84-66
2/5 L	*at UTEP	76-53
2/10 L	*SMU	71-44
2/12 L	*TCU	66-51
2/17 L	*at Rice	83-37
2/19 L	*at Tulsa	66-37
2/26 L	*at Hawaii	69-42
2/29 W	*UTEP	73-68
3/2 L	*FRESNO STATE	71-65
3/8	WAC Tournament, Fresno, Calif.	
3/8 L	SMU	99-56

2000-01 (13-16, 4-12 WAC)

11/18 W	SACRAMENTO ST.	71-59
11/20 L	at Saint Mary's	81-68
11/26 W	UC DAVIS	68-59
11/29 L	SANTA CLARA	85-68
12/2 W	at Weber State	71-64
12/6 W	SAN DIEGO STATE	59-54
12/7 W	SOUTHERN UTAH	75-60
12/12 W	MONTANA STATE	53-50
12/21 W	CS FULLERTON	86-61
12/28 L	CALIFORNIA	66-64
12/30 W	LONG ISLAND	90-87
1/2 L	*UTEP	69-66
1/5 L	*SMU	74-57
1/7 L	*TCU	72-63
1/12 L	*at UTEP	86-76 2 OT
1/14 W	*at Tulsa	60-54
1/21 W	*at Hawaii	74-72
1/26 L	*RICE	77-67
1/28 L	*TULSA	82-80
2/2 L	*at Nevada	86-57
2/4 L	*at Fresno State	83-62
2/9 W	*NEVADA	78-75
2/11 W	*FRESNO STATE	73-59
2/16 L	*at Rice	69-56

2/18 L	*at SMU	80-71
2/23 L	*HAWAII	91-61
2/27 L	*at TCU	66-54
3/6-7	WAC Tournament, Tulsa, Okla.	
3/6 W	UTEP	66-55
3/7 L	TCU	74-53

2001-02 (17-11, 12-6 WAC)

11/20 W	at CS Fullerton	66-54
11/25 W	IDAHO	61-44
11/27 L	at Santa Clara	73-58
11/30 W	at Sacramento State	82-57
12/2 L	SAINT MARY'S	93-73
12/6 W	at San Diego State	65-62
12/8 L	at San Diego	73-63
12/20 L	WEBER STATE	75-55
12/22 W	PACIFIC	78-75
12/28 W	*at UTEP	73-48
12/30 W	*at Boise State	85-74 OT
1/5 L	*at Hawaii	81-67
1/10 L	*LOUISIANA TECH	79-49
1/13 W	*SMU	61-54
1/17 W	*at Tulsa	75-73
1/19 L	*at Rice	78-62
1/24 W	*FRESNO STATE	77-62
1/26 W	*NEVADA	78-60
2/2 L	*HAWAII	66-57
2/7 L	*at SMU	92-87
2/9 L	*at Louisiana Tech	87-47
2/14 W	*RICE	67-64
2/16 W	*TULSA	63-60
2/19 W	*at Nevada	71-52
2/23 W	*at Fresno State	65-48



Erica McGlaston led the Spartans in assists with 185 during the 2004-05 season. She ended her Spartan career with 250 assists.

2/28 W	*BOISE STATE	64-53
3/2 W	*UTEP	87-57
3/6	WAC Tournament	
3/6 L	Tulsa	66-63

2002-03 (13-15, 9-9 WAC)

11/24 W	CS NORTHRIDGE	76-51
	GranTree Thanksgiving Classic	
11/29 L	vs. Baylor	76-46
11/30 L	vs. Northern Illinois	78-72
12/4 W	OREGON STATE	59-47
12/7 L	at Gonzaga	65-54
12/9 L	at Idaho	73-57
12/19 W	LOYOLA-CHICAGO	85-66
12/21 W	at Southern Utah	84-68
12/30 L	SANTA CLARA	61-54
1/2 W	*BOISE STATE	69-64
1/4 W	*UTEP	83-60
1/9 L	*at Louisiana Tech	83-38
1/11 L	*at SMU	86-77
1/19 L	*at Hawaii	54-40
1/23 W	*NEVADA	63-60
1/25 W	*FRESNO STATE	66-53
1/30 L	*at Tulsa	89-52
2/1 L	*at Rice	61-58
2/6 L	*SMU	61-58
2/8 L	*LOUISIANA TECH	66-59
2/16 W	*HAWAII	71-67
2/20 L	*at Fresno State	96-80
2/22 W	*at Nevada	77-52
2/27 L	*RICE	71-63
3/2 W	*TULSA	88-86 OT
3/6 W	*at UTEP	87-84 OT
3/8 W	*at Boise State	73-61
3/12	WAC Tournament	
3/12 L	Fresno State	63-57

2003-04 (16-13, 7-11 WAC)

11/21 W	at CS Northridge	71-54
11/25 L	at California	90-67
12/2 W	SAN FRANCISCO	66-53
12/6 W	NEW MEXICO STATE	69-41
12/9 W	at Sacramento State	70-39
12/19 W	UC IRVINE	68-48
12/21 W	at Santa Clara	75-62
12/27-28	DoubleTree Classic, New Orleans	
12/27 W	Yale	71-53
12/28 W	Marist	59-49
1/3 W	*at Nevada	70-63
1/5 L	*at Fresno State	81-39
1/8 W	*HAWAII	73-45
1/15 L	*LOUISIANA TECH	84-71
1/17 W	*SMU	64-59 OT
1/22 W	*at Boise State	76-70
1/24 L	*at UTEP	75-65
1/29 L	*TULSA	82-66
1/31 L	*RICE	74-60



Year-By-Year Scores

2/6	W	*at Hawai'i	62-50
2/12	L	*at SMU	88-61
2/14	L	*at Louisiana Tech	82-51
2/19	L	*UTEP	51-44
2/21	W	*BOISE STATE	58-48
2/26	L	*at Rice	64-44
2/28	L	*at Tulsa	66-56
3/4	L	*FRESNO STATE	72-60
3/6	W	*NEVADA	81-78 2OT
3/9-10	WAC Tournament, Fresno, Calif.		
3/9	W	Nevada	68-60
3/10	L	Rice	67-54

2004-05 (18-12, 10-8 WAC)

11/19	W	SACRAMENTO ST.	59-46
11/23	W	at UC Irvine	54-52
11/26	L	HARVARD	75-61
12/2	W	at San Francisco	48-47
12/3	L	SANTA CLARA	75-74
12/7	W	UC DAVIS	70-58
12/11	W	at New Mexico State	54-43
12/19-20	at Mississippi State Classic		
12/19	L	at Mississippi State	66-60
12/20	W	vs. Grambling State	63-56
12/30	W	*NEVADA	76-63
1/1	L	*FRESNO STATE	79-63
1/4	W	at Portland State	69-60
1/8	W	*HAWAII	54-49 OT
1/13	L	*at Louisiana Tech	66-52
1/15	L	*at SMU	58-37
1/20	W	*BOISE STATE	64-47
1/22	W	*UTEP	66-51
1/27	W	*at Tulsa	61-53
1/29	W	*at Rice	63-52
2/5	W	*at Hawaii	56-54
2/10	W	*SMU	63-62 OT
2/12	L	*LOUISIANA TECH	80-51
2/17	L	*at UTEP	66-63
2/19	L	*at Boise State	67-54
2/24	L	*RICE	77-64
2/26	W	*TULSA	79-70
3/3	L	*at Fresno State	73-64
3/5	W	*at Nevada	65-49
3/9-11	WAC Tournament, Reno, Nev.		
3/9	W	Tulsa	63-60
3/11	L	Rice (semifinals)	76-68

2005-06 (13-15, 8-8 WAC)

11/18	W	GONZAGA	69-61
11/21	L	at CS Northridge	76-62
11/29	W	PORTLAND STATE	68-62
12/3-4	at Hawkeye Challenge		
12/3	L	vs. Rutgers	76-64
12/4	L	vs. Vermont	55-52
12/8	L	CALIFORNIA	78-57
12/10	W	COLORADO STATE	78-66

12/17	L	at Santa Clara	81-70
12/23	L	at Gonzaga	68-53
1/5	W	*at Utah State	63-51
1/7	W	*at Nevada	64-56
1/12	W	NORTH DAKOTA ST.	84-78
1/14	W	SOUTH DAKOTA ST.	64-51
1/19	W	*BOISE STATE	63-57
1/21	W	*IDAHO	61-52
1/26	L	*at Louisiana Tech	74-51
1/28	L	*at New Mexico State	50-47
2/1	W	*at Boise State	69-64
2/4	L	*HAWAII	76-61
2/9	L	*at Idaho	80-62
2/11	L	*FRESNO STATE	63-41
2/16	L	*LOUISIANA TECH	78-48
2/18	W	*NEW MEXICO ST.	58-35
2/22	L	*at Fresno State	77-60
2/25	L	*at Hawaii	57-49
3/2	W	*NEVADA	53-48
3/4	W	*UTAH STATE	70-49
3/8	WAC Tournament, Reno, Nev.		
	L	Nevada	76-61

2006-07 (5-27, 4-12 WAC)

11/11	L	CS FULLERTON	69-52
11/17	L	CS NORTHRIDGE	66-63
11/20	L	at Cal Poly	71-59
11/24-25	at SMU Hoops for the Cure Classic		
11/24	L	vs. Wis.-Milwaukee	66-63
11/25	L	vs. Bradley	72-56
11/29	L	SAN FRANCISCO	53-48 OT
12/2-3	at Contra Costa Times Classic		
12/2	L	vs. Arkansas State	90-71
12/3	L	vs. Harvard	83-63
12/5	L	WASHINGTON ST.	72-61
12/9	L	at Colorado State	76-57
12/18	L	at North Dakota State	69-61
12/20	L	at South Dakota State	98-63
12/27	W	at Pacific	65-56
12/30	L	SANTA CLARA	71-59
1/4	L	*LOUISIANA TECH	65-52
1/6	L	*NEW MEXICO ST.	59-48
1/11	L	*at Fresno State	61-36
1/13	L	*at Nevada	74-47
1/18	L	*+FRESNO STATE	70-63
1/20	L	*at Utah State	58-50
1/25	W	*HAWAII	57-56
1/27	L	*at New Mexico State	79-53
2/1	L	*IDAHO	72-64
2/3	W	*UTAH STATE	65-57
2/8	L	*at Louisiana Tech	71-67
2/10	L	*at Boise State	82-59
2/17	L	*NEVADA	70-52
2/22	W	*BOISE STATE	68-60
2/24	L	*at Hawaii	64-53
3/3	L	*at Idaho	69-66

3/6-7	WAC Tournament Las Cruces, N.M.		
3/6	W	Idaho	72-66
3/7	L	Boise State	81-4
+ - Game later changed to a forfeit.			

2007-08 (3-28, 1-15 WAC)

11/10	L	at Oregon	67-32
11/13	L	CAL POLY	74-70
11/17	L	at CS Fullerton	80-68
11/20	L	PACIFIC	75-74 OT
11/23	L	LONG BEACH STATE	64-60
11/27	L	at Sacramento State	60-57
11/30	W	at CS Northridge	59-55
12/6	L	at CS Bakersfield	89-66
12/9	L	at San Francisco	74-51
12/16	L	at Washington State	78-72 OT
12/19	L	KANSAS	59-52
12/21	L	at Santa Clara	78-58
12/28	L	N. COLORADO	69-46
1/5	L	*at Utah State	68-58
1/10	L	*at Nevada	72-51
1/19	L	*HAWAII	70-54
1/22	L	*at Fresno State	81-63
1/24	W	*IDAHO	53-46
1/26	L	*FRESNO STATE	83-65
1/31	L	*BOISE STATE	78-51
2/2	L	*at New Mexico State	71-60
2/7	L	*NEVADA	78-62
2/14	L	*UTAH STATE	61-60
2/16	L	*at Louisiana Tech	70-54
2/21	L	*NEW MEXICO ST.	81-65
2/23	L	*at Hawaii	61-47
2/28	L	*at Boise State	74-65
3/1	L	*at Idaho	77-66
3/8	L	*LOUISIANA TECH	78-64
3/11-12	WAC Tournament Las Cruces, N.M.		
3/11	W	Idaho	70-63
3/12	L	Fresno State	87-76



The Event Center "Home of the Spartans"

The Event Center, located on the corner of Seventh and San Carlos Streets is home to the San Jose State men's and women's basketball teams

The \$36-million facility, created by SJSU students and developed by the Student Union Board of Directors, is financed by student fees and facility usage. The Event Center and the Aquatics Center, directly across the street, comprise the complex. Over 30,000 students, 3,500 faculty and staff members, alumni and the surrounding communities use the facility.

Groundbreaking occurred October 1, 1986. The Aquatics Center opened in May 1988. Originally named the Recreation and Event Center, The Event Center opened in May 1989. The first intercollegiate athletic games played in The Event Center were the season openers for both basketball teams on Friday, November 24, 1989, as the women played Utah, and the men faced South Alabama.

The arena in The Event Center seats 5,000 for athletic events and 5,600 for concerts. The size of the arena is large enough to attract major performing artists, yet small enough to provide a personal experience for the audience.

In the recreation area of The Event Center are 10 racquetball courts, a large weight room, a mini-gym and an aerobics room.





Media Information

The 2008-09 San José State University women's basketball media guide is intended to answer any questions about the season and assist the media in coverage of the team throughout the year.

CREDENTIALS

Media credential requests for all San José State women's basketball home games must be directed to Amy Villa, Associate SID. Credentials are limited to working press filing game stories, accredited representatives of the media and personnel assigned by San Jose State University.

Pregame notes, statistics and game programs will be available prior to the start of each game in the media room, located in the southeast corner of the Event Center. Halftime and final statistics along with play-by-play will be distributed from the press room and will be available on press row.

PHOTOGRAPHERS

The photography areas at The Event Center are limited to the baseline areas at each end of the floor. No standing during live ball situations. Courtside work stations are available with advance notice.

INTERVIEWS

Interviews with San José State players and coaches must be arranged through the

sports information office. Please contact the SID staff for times and allow 24 hours prior notice for all interviews. No interviews will be allowed on game-day prior to a game. Home phone numbers for players will not be provided to the media. Players will not accept phone calls without clearance from the sports information staff.

TELEPHONES

The basketball press row phone number is (408) 924-6470. Two lines are available for visiting radio. Digital and analog lines are available and which type must be requested. Additional phone lines for radio broadcasts can be arranged three weeks in advance with the Sports Information Office.

LIVE STATS/VIDEO

All home San Jose State women's basketball games will have live statistics available on the San Jose State web site. Home matches will be streamed live on the Spartan web site through the Gold Zone.

DIRECTIONS TO THE EVENT CENTER

From I-280: Take the Seventh street exit. Head north on Seventh street three blocks to San Salvador. Park in the Seventh street garage and walk one block to The Event Center located on the corner of Seventh and San Carlos.

SAN JOSE STATE WEB SITE

The official San Jose State University athletics' website address is www.sjsuspartans.com. Player and coaches' biographies, game stories, box scores and current statistics are available on www.sjsuspartans.com.

WIRELESS INTERNET: Free wireless internet access is available to broadcast and print media courtside. Please see sports information personnel for more information.



Amy Villa, Associate SID

San José State University
One Washington Square
San Jose, CA 95192-0062
(408) 924-1216 - Office
(408) 924-1291 - FAX
(408) 924-6470 - Press Row
E-mail: amy.villa@sjsu.edu

Media Directory

<p>Newspapers</p> <p><i>San Jose Mercury News</i> 750 Ridder Park Drive San Jose, CA 95190 (408) 920-5354 FAX (408) 920-5244 www.mercurynews.com</p> <p><i>San Francisco Chronicle</i> 901 Mission Street San Francisco, CA 94103 (415) 777-7201 FAX (415) 543-3754 www.sfgate.com/chronicle</p> <p>Bay Area News Group 4770 Willow St. Pleasanton, CA 94588 (800) 488-2070 FAX (925) 416-4874 www.angnewspapers.com</p> <p><i>Spartan Daily</i> San José State University San Jose, CA 95192 (408) 924-3280 FAX (408) 924-3237 www.thespartandaily.com</p>	<p>Associated Press 303 Second St., Suite 680N San Francisco, CA 94107 (415) 495-1708 FAX (415) 495-4967</p> <p>Radio</p> <p>KSJS (student, 90.5 FM) San José State University San Jose, CA 95192 (408) 924-4548 FAX (408) 924-4583 www.ksjs.org</p> <p>KLIV P.O. Box 995 San Jose, CA 95109 (408) 293-8030 FAX (408) 995-0823 www.kliv.com</p> <p>KNBR 55 Hawthorne St., 11th Floor San Francisco, CA 94111 (415) 995-6807 FAX (415) 995-6835 / 6867 www.knbr.com</p>	<p>KGO 900 Front Street San Francisco, CA 94111 (415) 954-8142 FAX (415) 954-8686 www.kgo.com</p> <p>KCBS 865 Battery Street San Francisco, CA 94111 (415) 765-4062 FAX (415) 765-4080 www.kcbs.com</p> <p>Television</p> <p>KNTV 2450 N. First Street San Jose, CA 95131 (408) 432-4765 FAX (408) 432-4425</p> <p>KRON 1101 Van Ness Ave. San Francisco, CA 94109 (415) 561-8981 FAX (408) 561-8136</p>	<p>KPIX 855 Battery Street San Francisco, CA 94111 (415) 765-8682 / 8675 / 8717 FAX (415) 765-8973</p> <p>KGO 900 Front Street San Francisco, CA 94111 (415) 954-7934 FAX (415) 956-6402</p> <p>KTVU 2 Jack London Square Oakland, CA 94607 (510) 874-0254 or 817-6840 FAX (510) 451-2610</p> <p>KSBB P.O. Box 81651 Salinas, CA 93912 (408) 424-1198 FAX (408) 424-0124</p> <p>UPDATE-TV San José State University San Jose, CA 95192 (408) 924-3250</p>
---	---	--	--